HARMONICS AND SPURIOUS EMISSIONS

LOW CHANNEL RESULTS

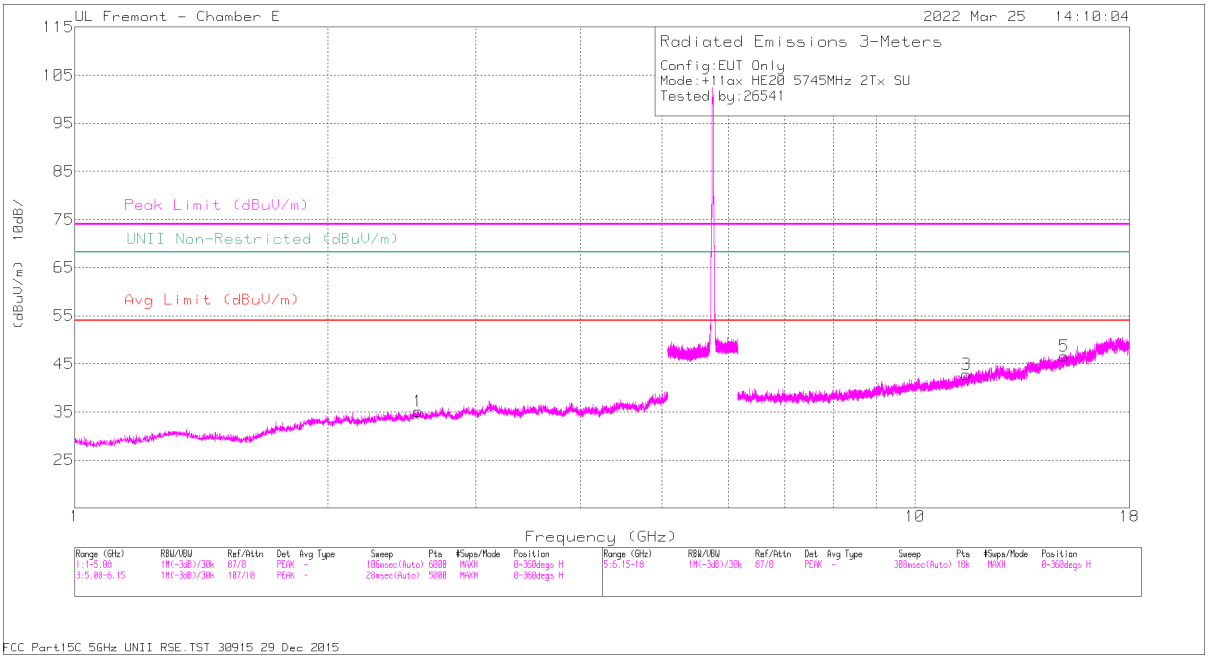

HORIZONTAL

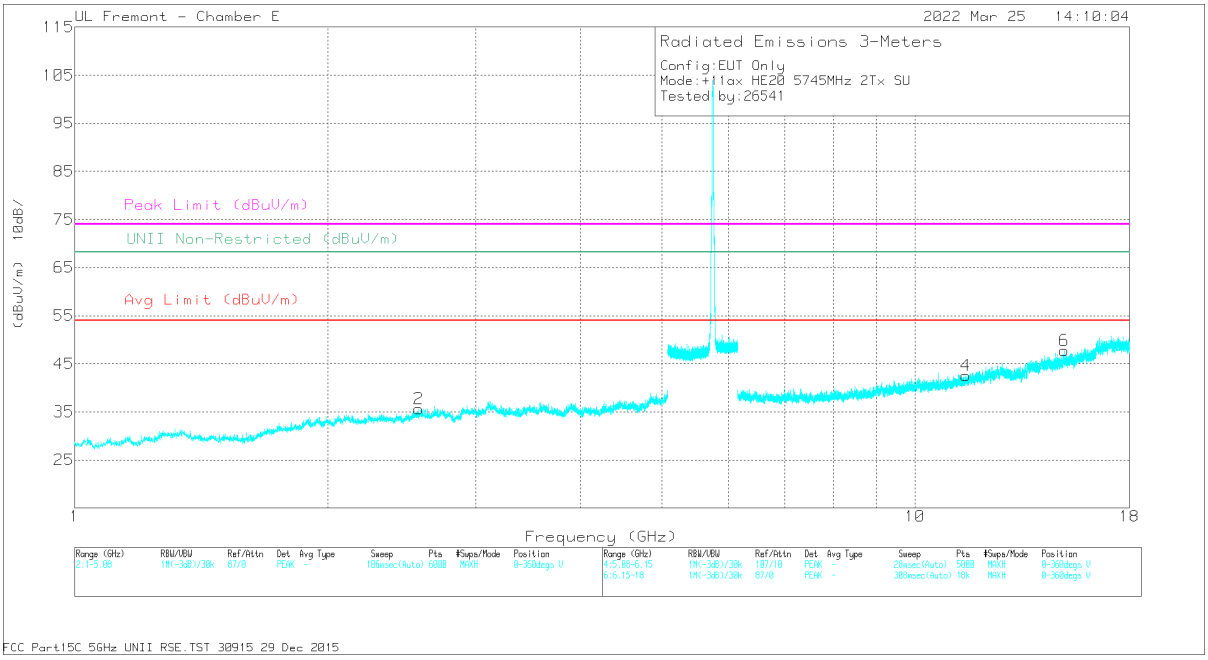

VERTICAL

UL VERIFICATION SERVICES
47173 Benicia Street, Fremont, CA 94538; USA TEL:(510) 319-4000 FAX:(510) 661-0888
This report shall not be reproduced except in full, without the written approval of UL VERIFICATION SERVICES

RADIATED EMISSIONS

Marker	Frequency (GHz)	Meter Reading (dBuV)	Det	200897 ACF (dB/m)	Amp/Cbl/Fltr/Pad (dB)	Corrected Reading (dBuV/m)	Avg Limit (dBuV/m)	Margin (dB)	Peak Limit (dBuV/m)	PK Margin (dB)	UNII Non-Restricted (dBuV/m)	PK Margin (dB)	Azimuth (Degs)	Height (cm)	Polarity
1	2.560524	44.19	PK-U	32.4	-34.6	41.99	-	-	-	-	68.2	-26.21	0	101	H
2	2.56095	44.68	PK-U	32.4	-34.6	42.48	-	-	-	-	68.2	-25.72	0	101	V
3	* 11.513552	34.18	PK-U	38.1	-22.6	49.68	-	-	74	-24.32	-	-	0	101	H
	* 11.516075	21.92	ADR	38.2	-22.6	37.52	54	-16.48	-	-	-	-	0	101	H
4	* 11.516918	34.35	PK-U	38.2	-22.6	49.95	-	-	74	-24.05	-	-	0	101	V
	* 11.516616	22.04	ADR	38.2	-22.6	37.64	54	-16.36	-	-	-	-	0	101	V
5	15.045809	34.56	PK-U	39.7	-19.3	54.96	-	-	-	-	68.2	-13.24	0	101	H
6	15.046807	34.16	PK-U	39.7	-19.4	54.46	-	-	-	-	68.2	-13.74	0	101	V

* - indicates frequency in CFR47 Pt 15 / IC RSS-Restricted Band
PK-U - U-NII: Maximum Peak
ADR - U-NII AD primary method, RMS average

UL VERIFICATION SERVICES
47173 Benicia Street, Fremont, CA 94538; USA TEL:(510) 319-4000 FAX:(510) 661-0888
This report shall not be reproduced except in full, without the written approval of UL VERIFICATION SERVICES

MID CHANNEL RESULTS

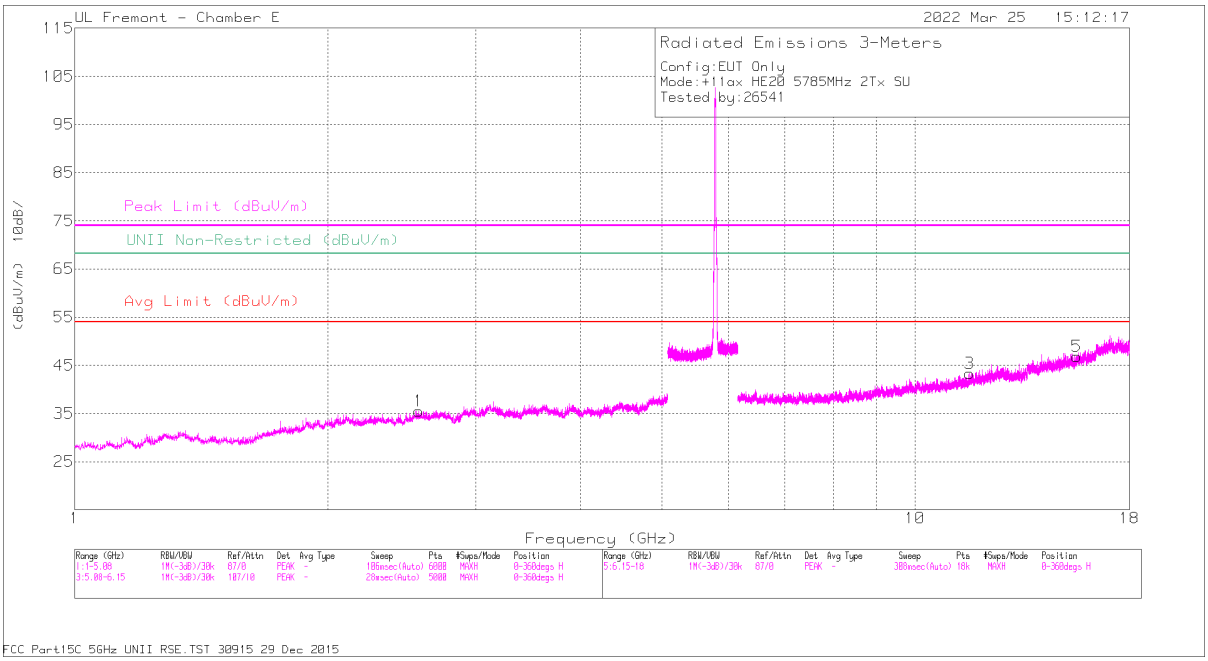

HORIZONTAL

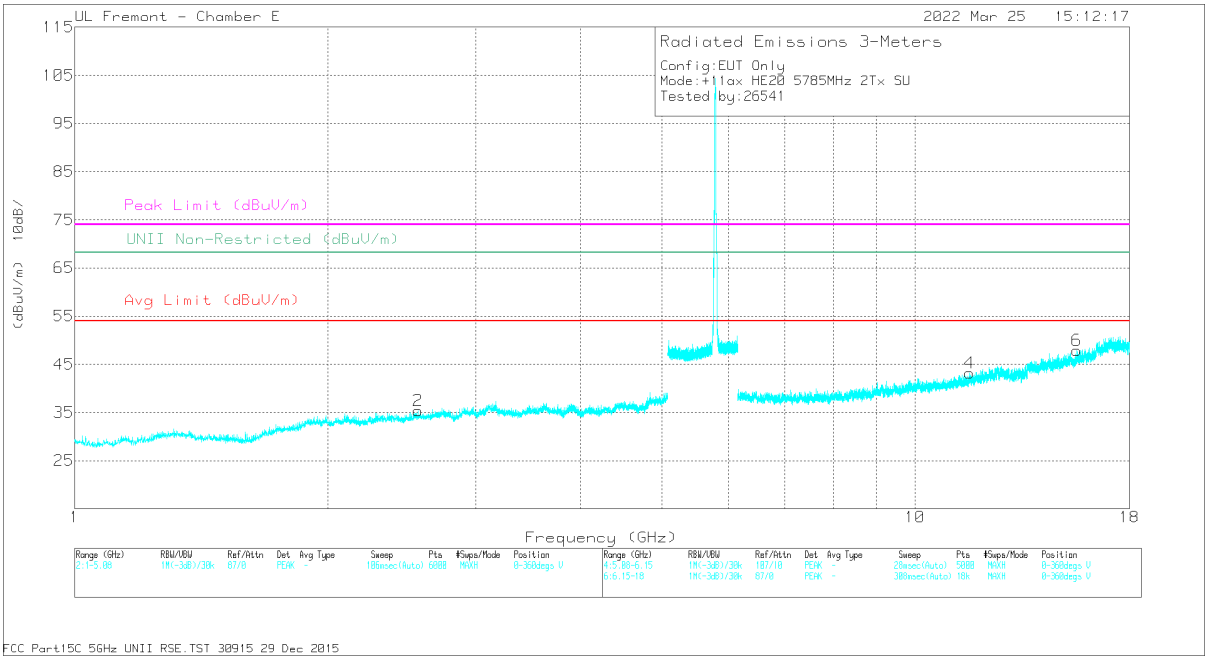

VERTICAL

UL VERIFICATION SERVICES
47173 Benicia Street, Fremont, CA 94538; USA TEL:(510) 319-4000 FAX:(510) 661-0888
This report shall not be reproduced except in full, without the written approval of UL VERIFICATION SERVICES

RADIATED EMISSIONS

Marker	Frequency (GHz)	Meter Reading (dBuV)	Det	200897 ACF (dB/m)	Amp/Cbl/Filtr/Pad (dB)	Corrected Reading (dBuV/m)	Avg Limit (dBuV/m)	Margin (dB)	Peak Limit (dBuV/m)	PK Margin (dB)	UNII Non-Restricted (dBuV/m)	PK Margin (dB)	Azimuth (Degs)	Height (cm)	Polarity
1	2.568714	44.74	PK-U	32.4	-34.5	42.64	-	-	-	-	68.2	-25.56	0	101	H
2	2.56841	44.61	PK-U	32.4	-34.5	42.51	-	-	-	-	68.2	-25.69	0	101	V
3	* 11.613089	34.08	PK-U	38.2	-22.2	50.08	-	-	74	-23.92	-	-	0	199	H
	* 11.61568	21.7	ADR	38.2	-22.1	37.8	54	-16.2	-	-	-	-	0	199	H
4	* 11.615654	34.14	PK-U	38.2	-22.1	50.24	-	-	74	-23.76	-	-	0	199	V
	* 11.612239	21.84	ADR	38.2	-22.2	37.84	54	-16.16	-	-	-	-	0	199	V
5	* 15.584125	35.12	PK-U	40.1	-20.1	55.12	-	-	74	-18.88	-	-	0	101	H
	* 15.58454	22.26	ADR	40.1	-20.1	42.26	54	-11.74	-	-	-	-	0	101	H
6	* 15.58342	34.41	PK-U	40.1	-20.2	54.31	-	-	74	-19.69	-	-	0	101	V
	* 15.58406	22.2	ADR	40.1	-20.1	42.2	54	-11.8	-	-	-	-	0	101	V

* - indicates frequency in CFR47 Pt 15 / IC RSS-Restricted Band
PK-U - U-NII: Maximum Peak
ADR - U-NII AD primary method, RMS average

UL VERIFICATION SERVICES
47173 Benicia Street, Fremont, CA 94538; USA TEL:(510) 319-4000 FAX:(510) 661-0888
This report shall not be reproduced except in full, without the written approval of UL VERIFICATION SERVICES

HIGH CHANNEL RESULTS

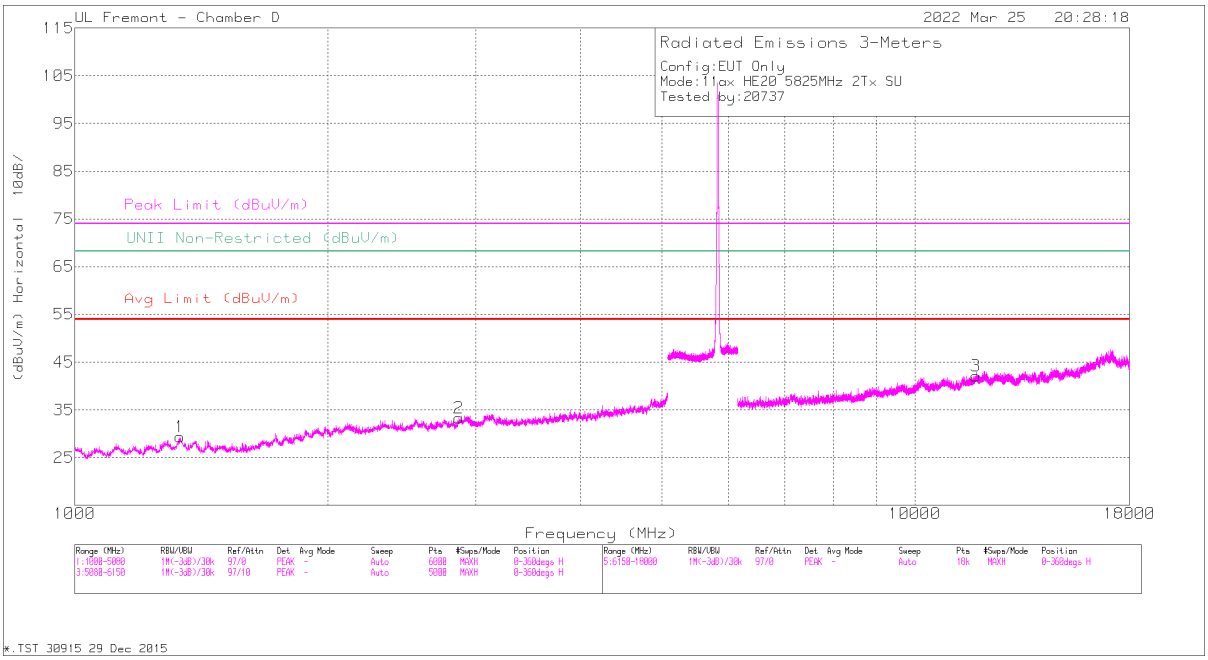

HORIZONTAL

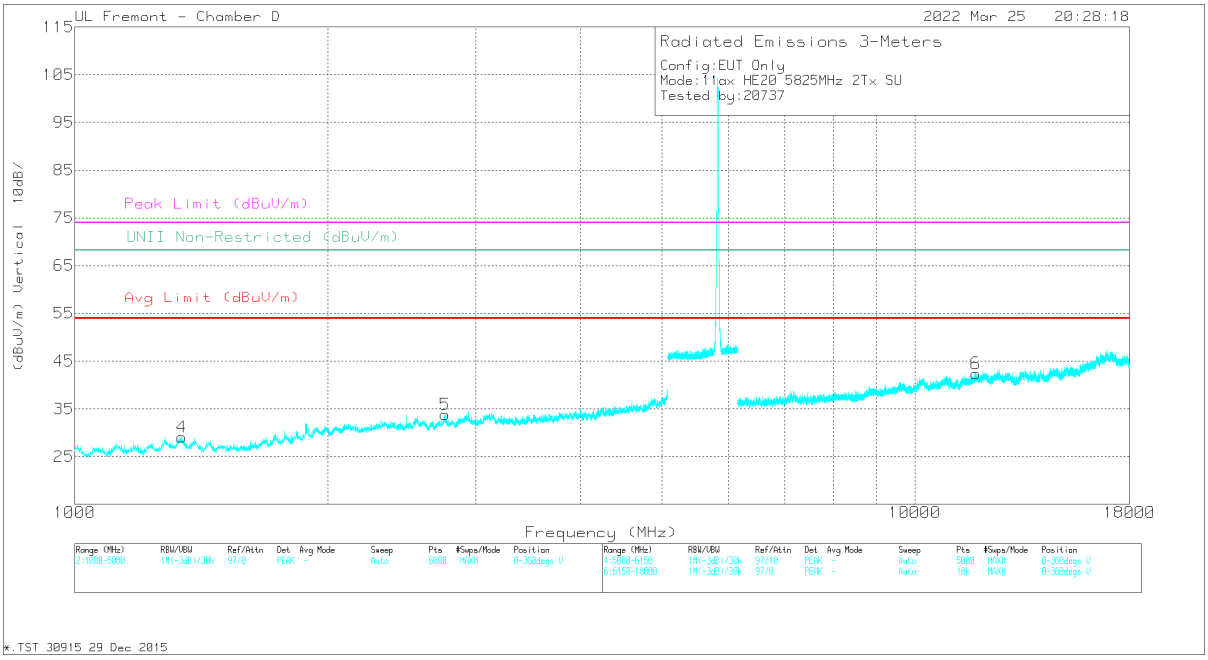

VERTICAL

UL VERIFICATION SERVICES
47173 Benicia Street, Fremont, CA 94538; USA TEL:(510) 319-4000 FAX:(510) 661-0888

This report shall not be reproduced except in full, without the written approval of UL VERIFICATION SERVICES

RADIATED EMISSIONS

Marker	Frequency (MHz)	Meter Reading (dBuV)	Det	200786 ACF (dB/m)	Amp/Cbl/Fltr/Pad (dB)	Corrected Reading (dBuV/m)	Avg Limit (dBuV/m)	Margin (dB)	Peak Limit (dBuV/m)	PK Margin (dB)	Azimuth (Degs)	Height (cm)	Polarity
1	* 1333.495	41.48	PK-U	29	-31.6	38.88	-	-	74	-35.12	313	110	H
	* 1335.883	29.99	ADR	29.1	-31.6	27.49	54	-26.51	-	-	313	110	H
2	* 2866.107	39.88	PK-U	32.3	-29.1	43.08	-	-	74	-30.92	313	271	H
	* 2867.701	28.17	ADR	32.3	-29.1	31.37	54	-22.63	-	-	313	271	H
3	* 11822.683	34.85	PK-U	38.6	-22.3	51.15	-	-	74	-22.85	230	173	H
	* 11822.182	22.92	ADR	38.6	-22.3	39.22	54	-14.78	-	-	230	173	H
4	* 1341.993	41.2	PK-U	29.1	-31.4	38.9	-	-	74	-35.1	160	264	V
	* 1341.109	29.57	ADR	29.1	-31.4	27.27	54	-26.73	-	-	160	264	V
5	* 2755.381	41.02	PK-U	32.6	-29.9	43.72	-	-	74	-30.28	253	190	V
	* 2754.921	28.73	ADR	32.6	-29.9	31.43	54	-22.57	-	-	253	190	V
6	* 11818.603	34.04	PK-U	38.6	-22.2	50.44	-	-	74	-23.56	88	198	V
	* 11819.408	22.81	ADR	38.6	-22.2	39.21	54	-14.79	-	-	88	198	V

* - indicates frequency in CFR47 Pt 15 / IC RSS-Restricted Band
PK-U - U-NII: Maximum Peak
ADR - U-NII AD primary method, RMS average

UL VERIFICATION SERVICES
47173 Benicia Street, Fremont, CA 94538; USA TEL:(510) 319-4000 FAX:(510) 661-0888
This report shall not be reproduced except in full, without the written approval of UL VERIFICATION SERVICES

1.1.23. TX ABOVE 1 GHz 802.11ax HE40 MODE IN THE 5.8GHz BAND

1TX Antenna 6 MODE: 26-Tones, RU Index 0

BANDEDGE (LOW CHANNEL)

HORIZONTAL RESULT

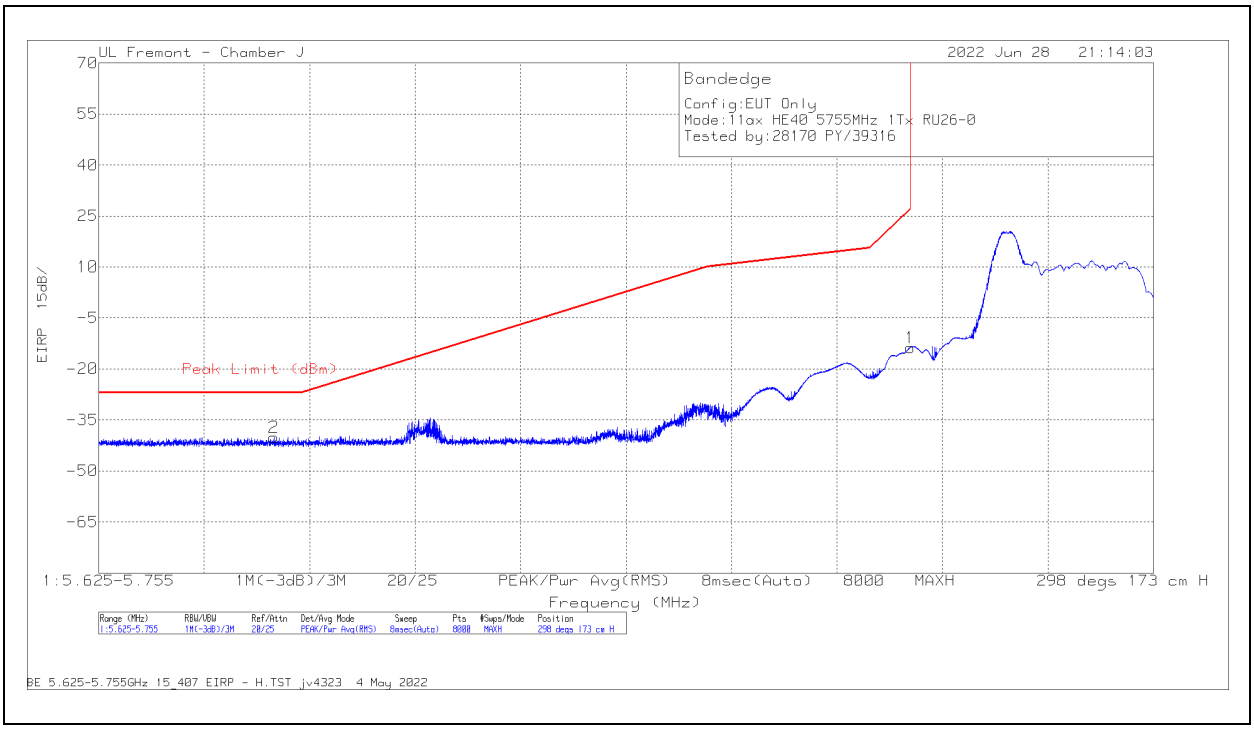

Marker	Frequency (MHz)	Meter Reading (dBm)	Det	AF 206806 (dB/m)	Amp/Cbl/Filter/Pad (dB)	Conversion Factor (dB)	DC Corr (dB)	Corrected Reading (dBm)	Peak Limit (dBm)	PK Margin (dB)	Azimuth (Degs)	Height (cm)	Polarity
1	5725	-22.82	Pk	34.6	-37.3	11.8	0	-13.72	27	-40.72	298	173	H
2	5646.583	-48.94	Pk	34.5	-37.4	11.8	0	-40.04	-27	-13.04	298	173	H

Pk - Peak detector

UL VERIFICATION SERVICES
47173 Benicia Street, Fremont, CA 94538; USA TEL:(510) 319-4000 FAX:(510) 661-0888
This report shall not be reproduced except in full, without the written approval of UL VERIFICATION SERVICES

VERTICAL RESULT

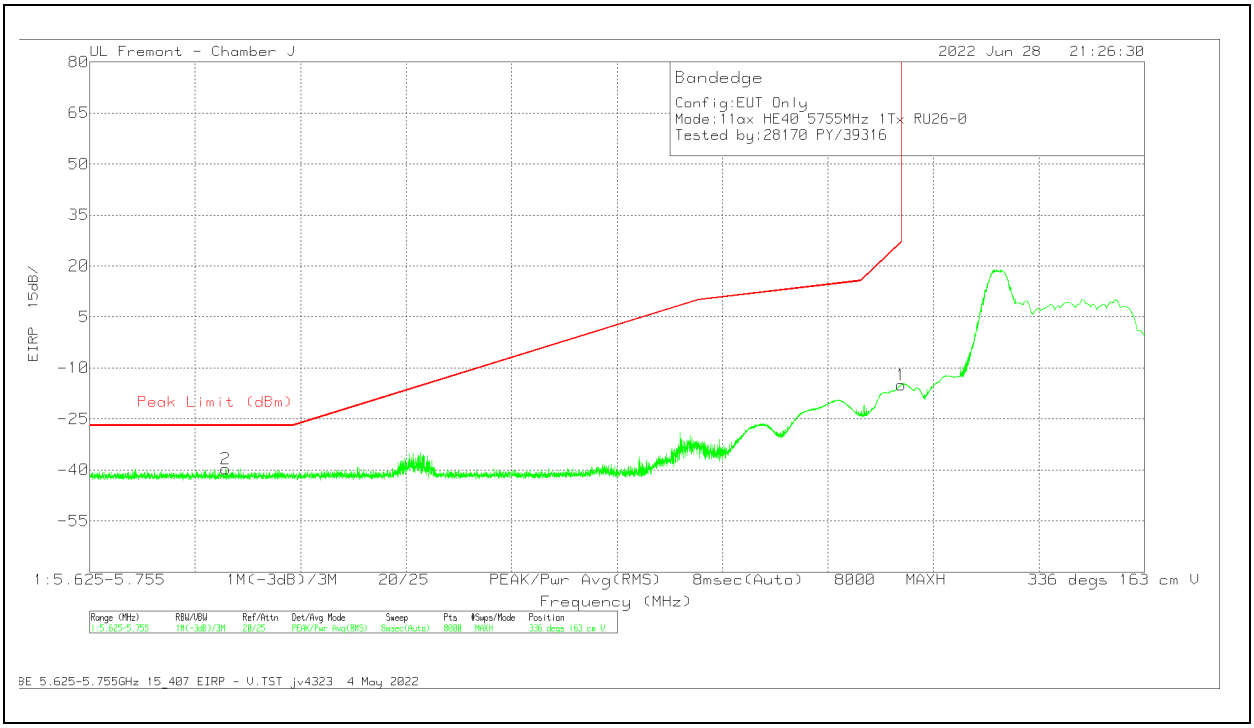

Marker	Frequency (MHz)	Meter Reading (dBm)	Det	AF 206806 (dB/m)	Amp/Cbl/Flter/ Pad (dB)	Conversion Factor (dB)	Corrected Reading (dBm)	Peak Limit (dBm)	PK Margin (dB)	Azimuth (Degs)	Height (cm)	Polarity
1	5725	-24.11	Pk	34.6	-37.3	11.8	-15.01	27	-42.01	336	163	V
2	5641.723	-48.51	Pk	34.5	-37.4	11.8	-39.61	-27	-12.61	336	163	V

Pk - Peak detector

UL VERIFICATION SERVICES
47173 Benicia Street, Fremont, CA 94538; USA TEL:(510) 319-4000 FAX:(510) 661-0888

This report shall not be reproduced except in full, without the written approval of UL VERIFICATION SERVICES

1TX Antenna 6 MODE: 26-Tones, RU Index 17

BANDEDGE (HIGH CHANNEL)

HORIZONTAL RESULT

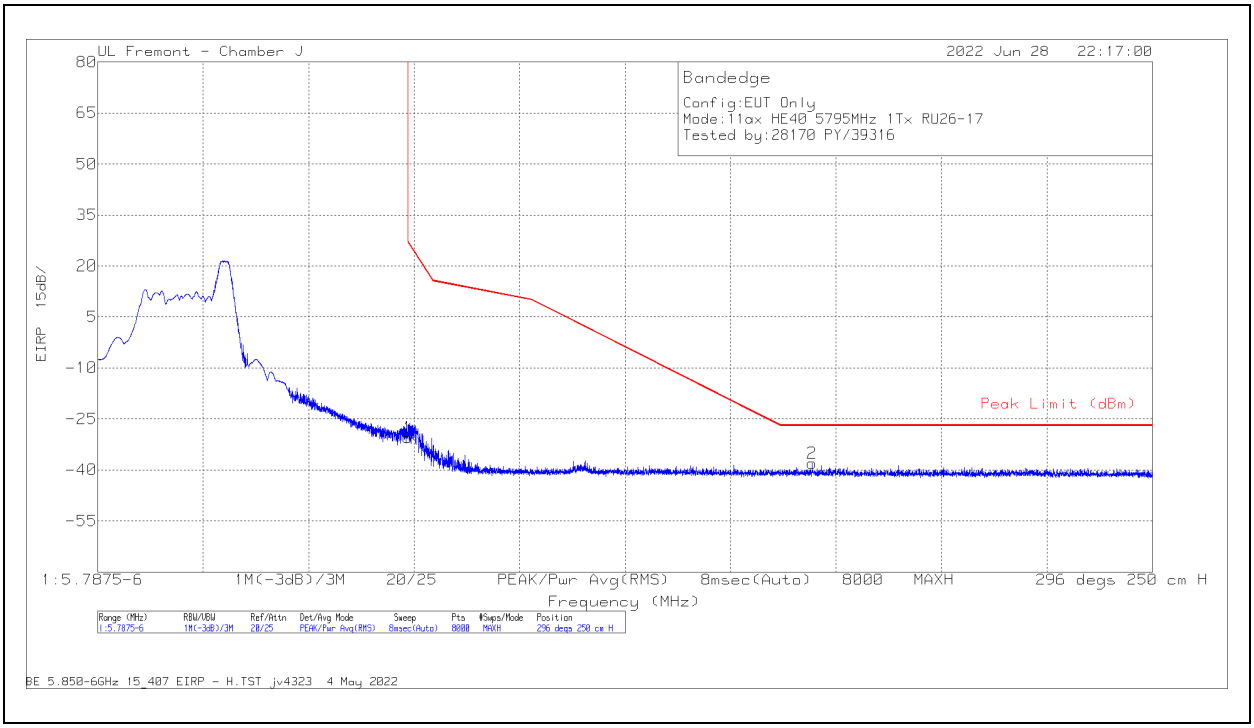

Marker	Frequency (MHz)	Meter Reading (dBm)	Det	AF 206806 (dB/m)	Amp/Cbl/Flter/ Pad (dB)	Conversion Factor (dB)	Corrected Reading (dBm)	Peak Limit (dBm)	PK Margin (dB)	Azimuth (Degs)	Height (cm)	Polarity
1	5850	-40.23	Pk	35.1	-37.1	11.8	-30.43	27	-57.43	296	250	H
2	5931.435	-47.88	Pk	35.1	-37	11.8	-37.98	-27	-10.98	296	250	H

Pk - Peak detector

UL VERIFICATION SERVICES
47173 Benicia Street, Fremont, CA 94538; USA TEL:(510) 319-4000 FAX:(510) 661-0888
This report shall not be reproduced except in full, without the written approval of UL VERIFICATION SERVICES

VERTICAL RESULT

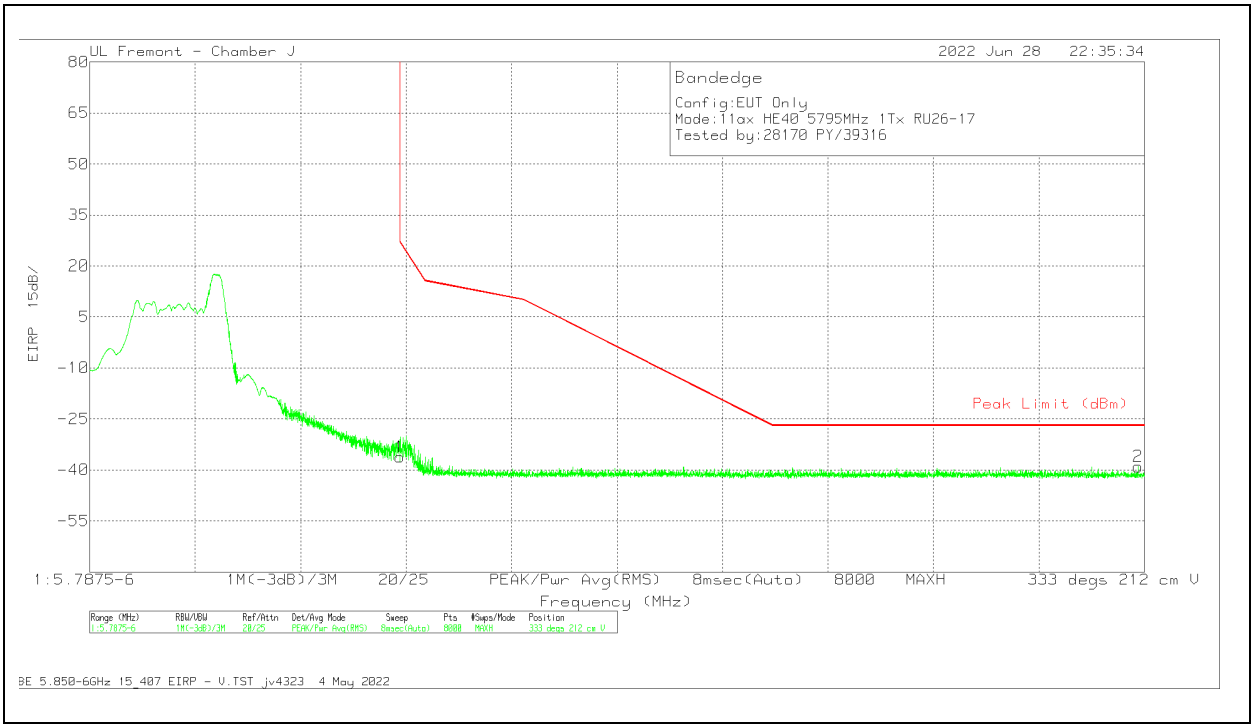

Marker	Frequency (MHz)	Meter Reading (dBm)	Det	AF 206806 (dB/m)	Amp/Cbl/Flter/ Pad (dB)	Conversion Factor (dB)	Corrected Reading (dBm)	Peak Limit (dBm)	PK Margin (dB)	Azimuth (Degs)	Height (cm)	Polarity
1	5850	-46	Pk	35.1	-37.1	11.8	-36.2	27	-63.2	333	212	V
2	5998.673	-48.94	Pk	35.1	-37	11.8	-39.04	-27	-12.04	333	212	V

Pk - Peak detector

UL VERIFICATION SERVICES
47173 Benicia Street, Fremont, CA 94538; USA TEL:(510) 319-4000 FAX:(510) 661-0888
This report shall not be reproduced except in full, without the written approval of UL VERIFICATION SERVICES

1TX Antenna 6 MODE: SU, Single User

BANDEDGE (LOW CHANNEL)

HORIZONTAL RESULT

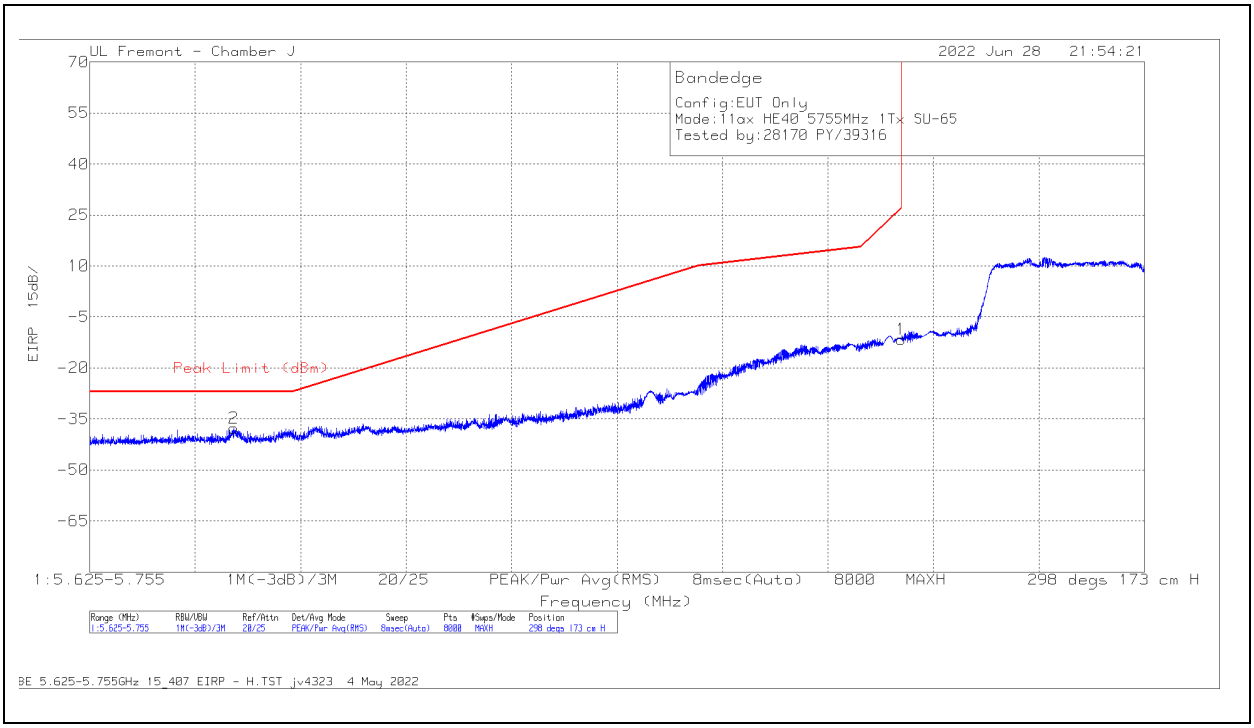

Marker	Frequency (MHz)	Meter Reading (dBm)	Det	AF 206806 (dB/m)	Amp/Cbl/Fltr/Pad (dB)	Conversion Factor (dB)	Corrected Reading (dBm)	Peak Limit (dBm)	PK Margin (dB)	Azimuth (Degs)	Height (cm)	Polarity
1	5725	-20.62	Pk	34.6	-37.3	11.8	-11.52	27	-38.52	298	173	H
2	5642.78	-46.56	Pk	34.5	-37.4	11.8	-37.66	-27	-10.66	298	173	H

Pk - Peak detector

UL VERIFICATION SERVICES
47173 Benicia Street, Fremont, CA 94538; USA TEL:(510) 319-4000 FAX:(510) 661-0888
This report shall not be reproduced except in full, without the written approval of UL VERIFICATION SERVICES

VERTICAL RESULT

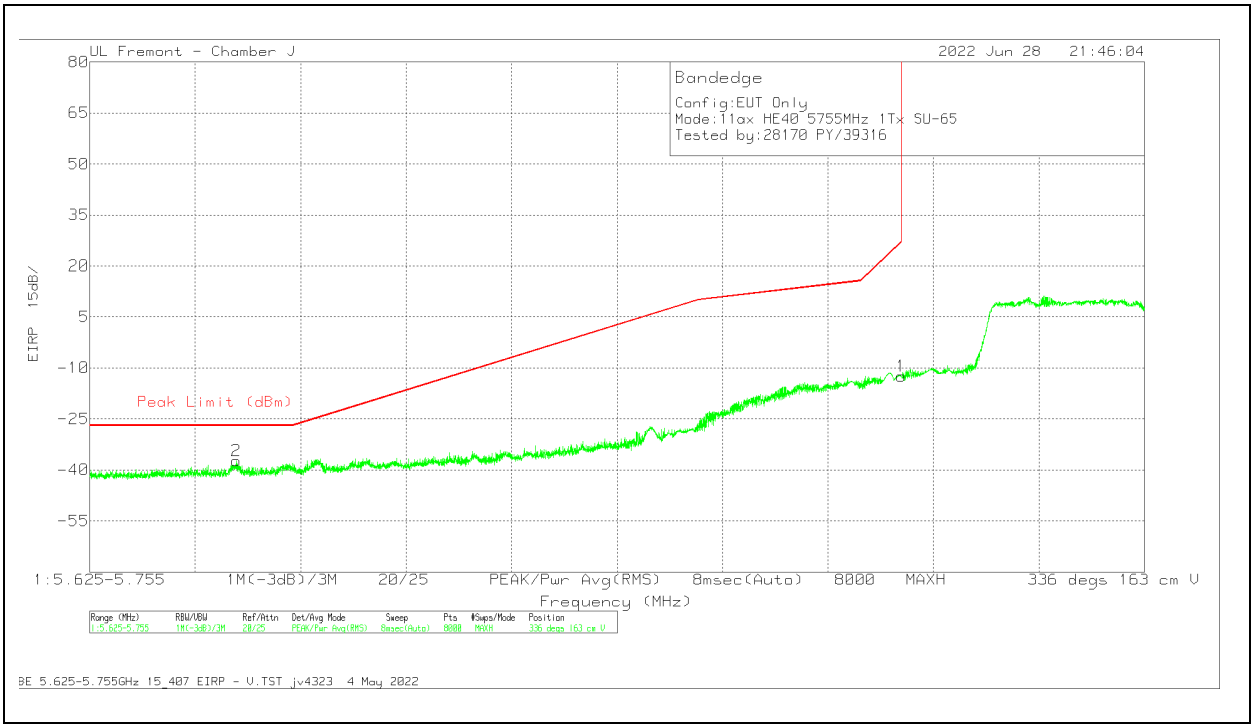

Marker	Frequency (MHz)	Meter Reading (dBm)	Det	AF 206806 (dB/m)	Amp/Cbl/Flter/ Pad (dB)	Conversion Factor (dB)	Corrected Reading (dBm)	Peak Limit (dBm)	PK Margin (dB)	Azimuth (Degs)	Height (cm)	Polarity
1	5725	-21.56	Pk	34.6	-37.3	11.8	-12.46	27	-39.46	336	163	V
2	5643.056	-46.27	Pk	34.5	-37.4	11.8	-37.37	-27	-10.37	336	163	V

Pk - Peak detector

UL VERIFICATION SERVICES
47173 Benicia Street, Fremont, CA 94538; USA TEL:(510) 319-4000 FAX:(510) 661-0888
This report shall not be reproduced except in full, without the written approval of UL VERIFICATION SERVICES

BANDEDGE (HIGH CHANNEL)

HORIZONTAL RESULT

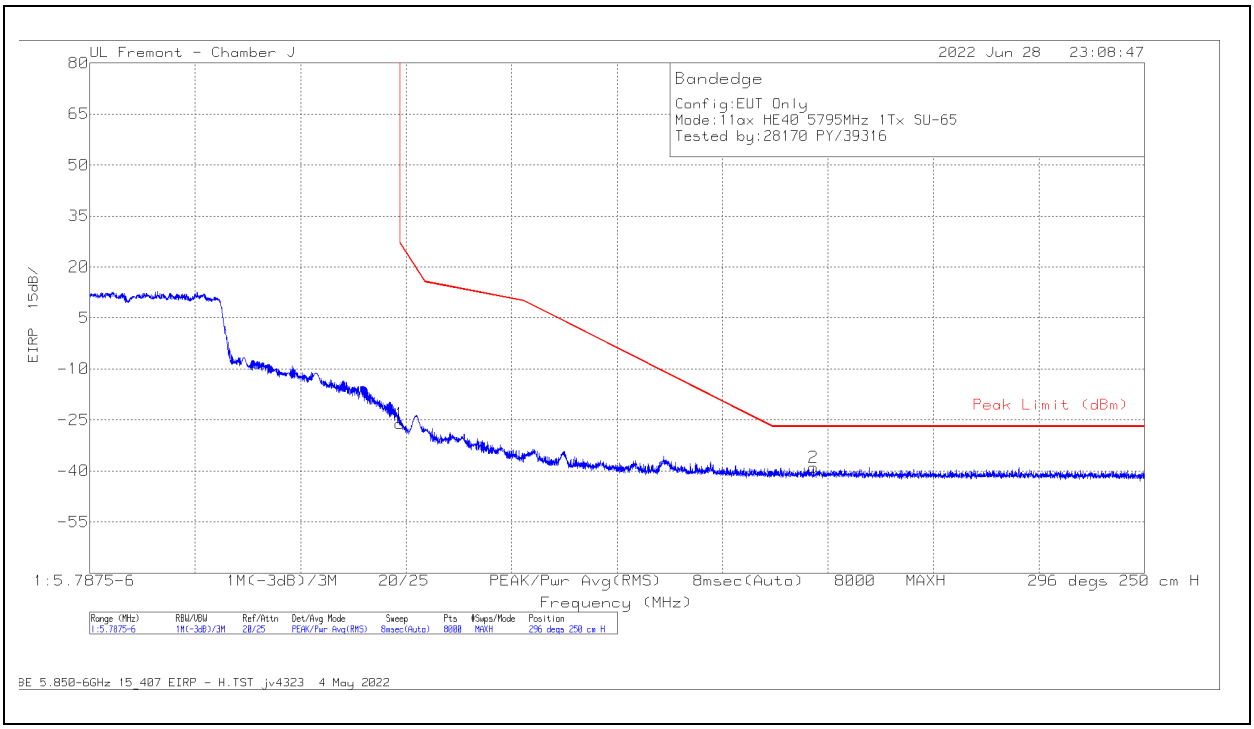

Marker	Frequency (MHz)	Meter Reading (dBm)	Det	AF 206806 (dB/m)	Amp/Cbl/Filter/Pad (dB)	Conversion Factor (dB)	Corrected Reading (dBm)	Peak Limit (dBm)	PK Margin (dB)	Azimuth (Degs)	Height (cm)	Polarity
1	5850	-35.88	Pk	35.1	-37.1	11.8	-26.08	27	-53.08	296	250	H
2	5933.268	-48.88	Pk	35.1	-37	11.8	-38.98	-27	-11.98	296	250	H

Pk - Peak detector

UL VERIFICATION SERVICES
47173 Benicia Street, Fremont, CA 94538; USA TEL:(510) 319-4000 FAX:(510) 661-0888
This report shall not be reproduced except in full, without the written approval of UL VERIFICATION SERVICES

VERTICAL RESULT

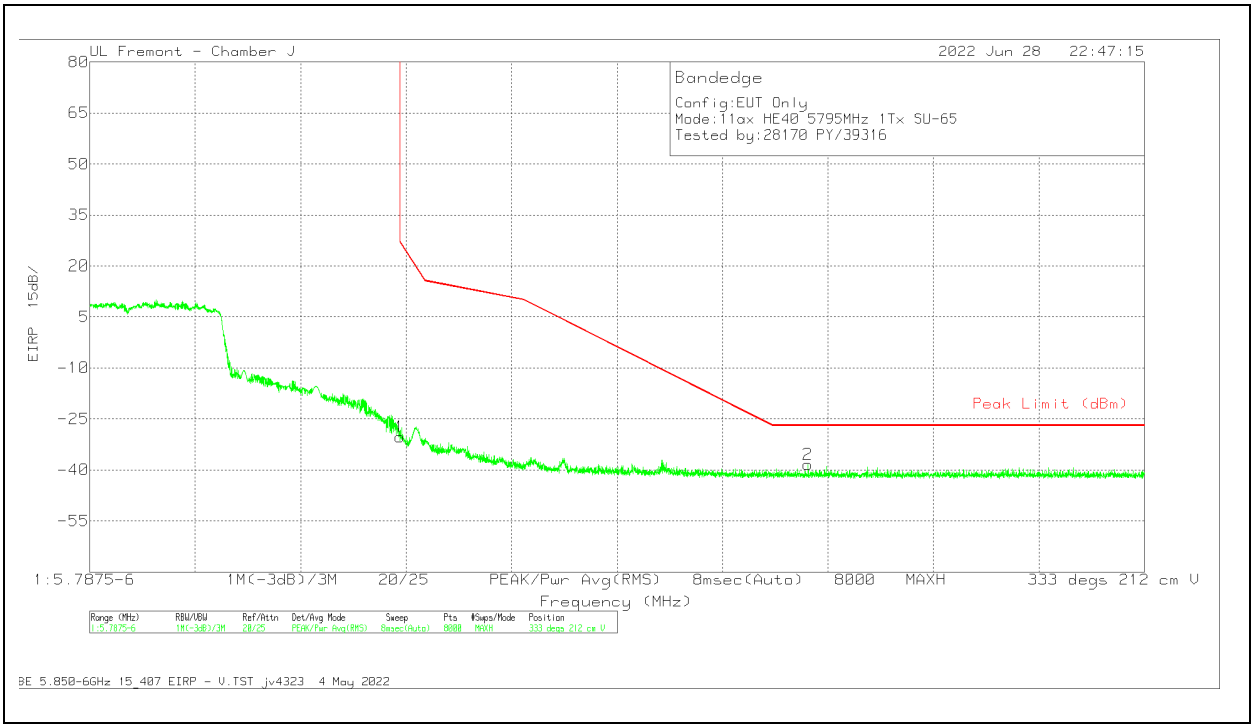

Marker	Frequency (MHz)	Meter Reading (dBm)	Det	AF 206806 (dB/m)	Amp/Cbl/Filter/Pad (dB)	Conversion Factor (dB)	Corrected Reading (dBm)	Peak Limit (dBm)	PK Margin (dB)	Azimuth (Degs)	Height (cm)	Polarity
1	5850	-40.08	Pk	35.1	-37.1	11.8	-30.28	27	-57.28	333	212	V
2	5932.232	-48.33	Pk	35.1	-37	11.8	-38.43	-27	-11.43	333	212	V

Pk - Peak detector

UL VERIFICATION SERVICES
47173 Benicia Street, Fremont, CA 94538; USA TEL:(510) 319-4000 FAX:(510) 661-0888
This report shall not be reproduced except in full, without the written approval of UL VERIFICATION SERVICES

1TX Antenna 5 MODE: 26-Tones, RU Index 0

BANDEDGE (LOW CHANNEL)

HORIZONTAL RESULT

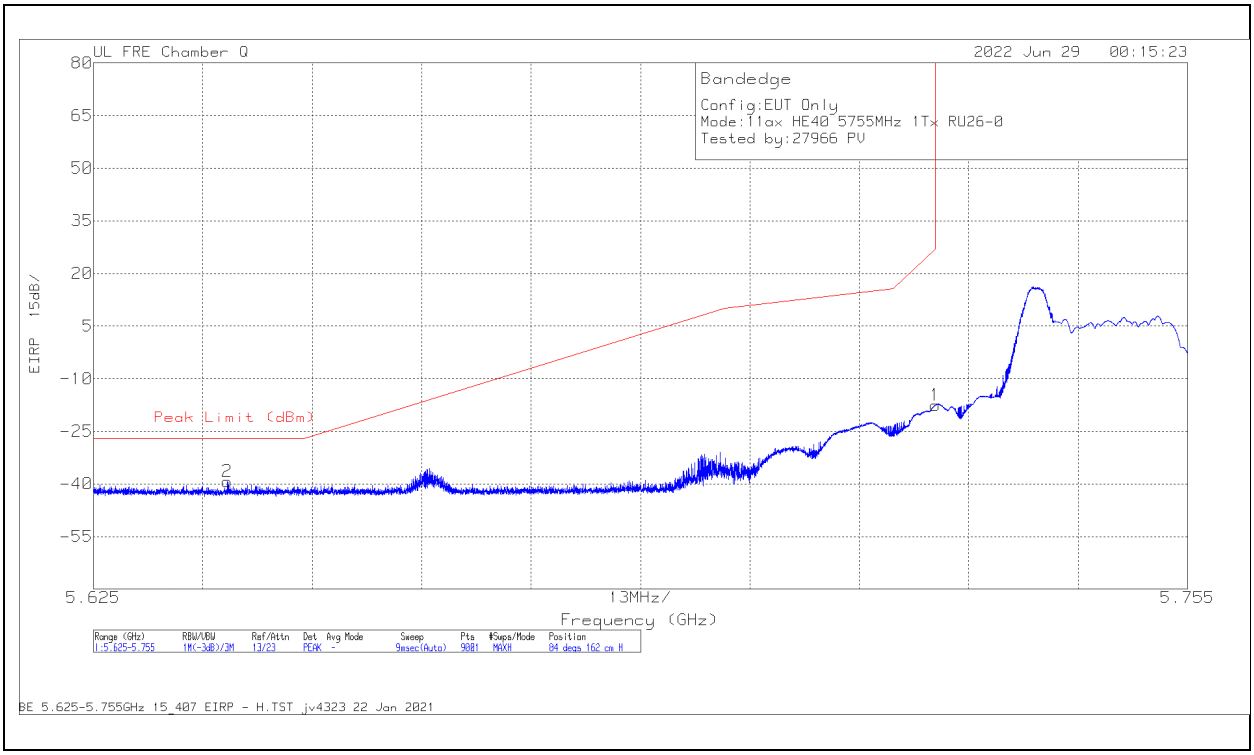

Marker	Frequency (GHz)	Meter Reading (dBm)	Det	AF 200895 (dB/m)	Amp/Cbl/Fltr/ Pad (dB)	Conversion Factor (dB)	Corrected Reading (dBm)	Peak Limit (dBm)	PK Margin (dB)	Azimuth (Degs)	Height (cm)	Polarity
1	5.725	-34.12	Pk	34.7	-29.9	11.8	-17.52	27	-44.52	84	162	H
2	5.640932	-55.68	Pk	34.6	-30.1	11.8	-39.38	-27	-12.38	84	162	H

Pk - Peak detector

UL VERIFICATION SERVICES
47173 Benicia Street, Fremont, CA 94538; USA TEL:(510) 319-4000 FAX:(510) 661-0888
This report shall not be reproduced except in full, without the written approval of UL VERIFICATION SERVICES

VERTICAL RESULT

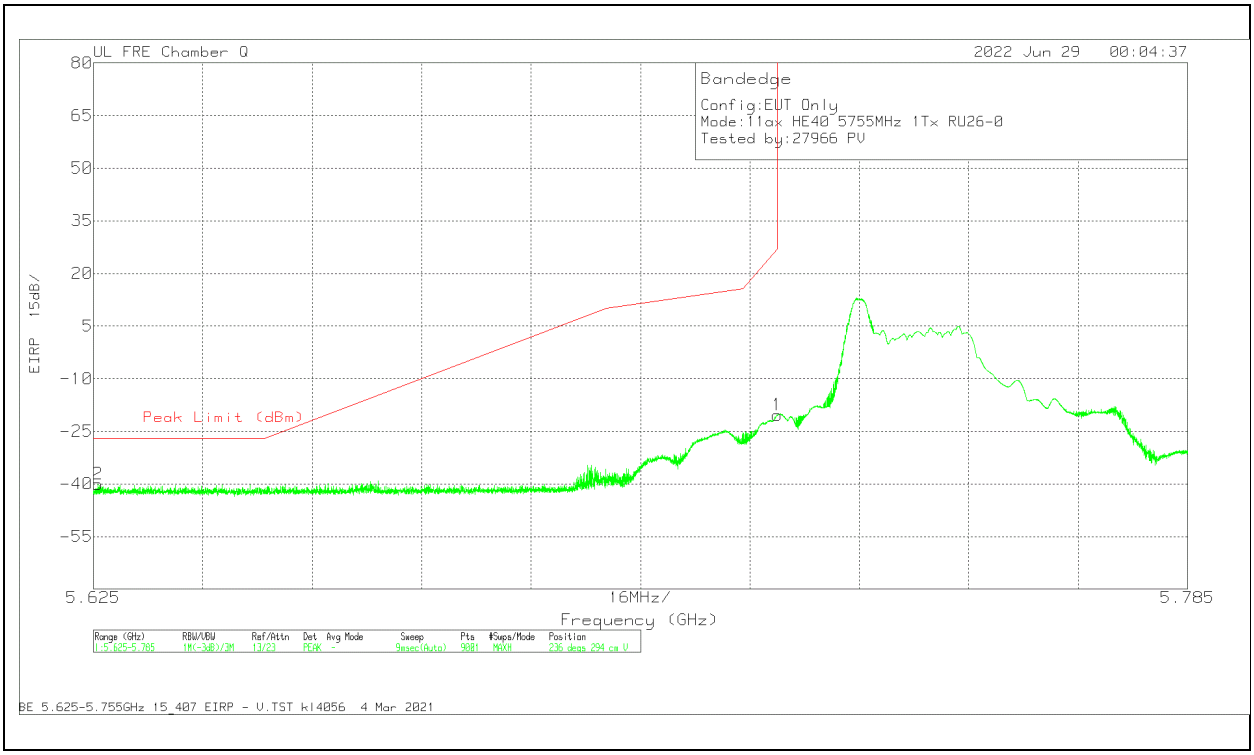

Marker	Frequency (GHz)	Meter Reading (dBm)	Det	AF 200895 (dB/m)	Amp/Cbl/Fltr/ Pad (dB)	Conversion Factor (dB)	Corrected Reading (dBm)	Peak Limit (dBm)	PK Margin (dB)	Azimuth (Degs)	Height (cm)	Polarity
1	5.725	-36.9	Pk	34.7	-29.9	11.8	-20.3	27	-47.3	236	294	V
2	5.625622	-56.32	Pk	34.6	-30.1	11.8	-40.02	-27	-13.02	236	294	V

Pk - Peak detector

UL VERIFICATION SERVICES
47173 Benicia Street, Fremont, CA 94538; USA TEL:(510) 319-4000 FAX:(510) 661-0888
This report shall not be reproduced except in full, without the written approval of UL VERIFICATION SERVICES

1TX Antenna 5 MODE: 26-Tones, RU Index 17

BANDEDGE (HIGH CHANNEL)

HORIZONTAL RESULT

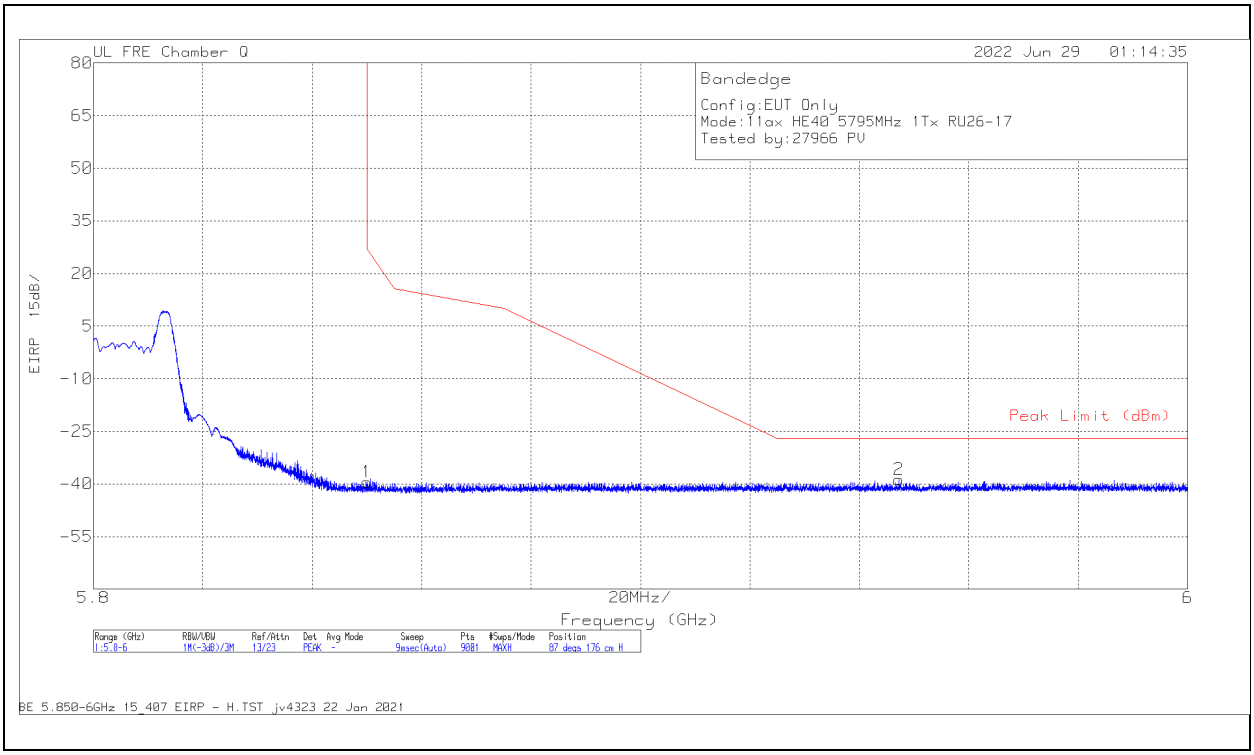

Marker	Frequency (GHz)	Meter Reading (dBm)	Det	AF 200895 (dB/m)	Amp/Cbl/Fltr/ Pad (dB)	Conversion Factor (dB)	Corrected Reading (dBm)	Peak Limit (dBm)	PK Margin (dB)	Azimuth (Degs)	Height (cm)	Polarity
1	5.85	-56.76	Pk	34.9	-29.5	11.8	-39.56	27	-66.56	87	176	H
2	5.947199	-56.62	Pk	35.2	-29.2	11.8	-38.82	-27	-11.82	87	176	H

Pk - Peak detector

UL VERIFICATION SERVICES
47173 Benicia Street, Fremont, CA 94538; USA TEL:(510) 319-4000 FAX:(510) 661-0888
This report shall not be reproduced except in full, without the written approval of UL VERIFICATION SERVICES

VERTICAL RESULT

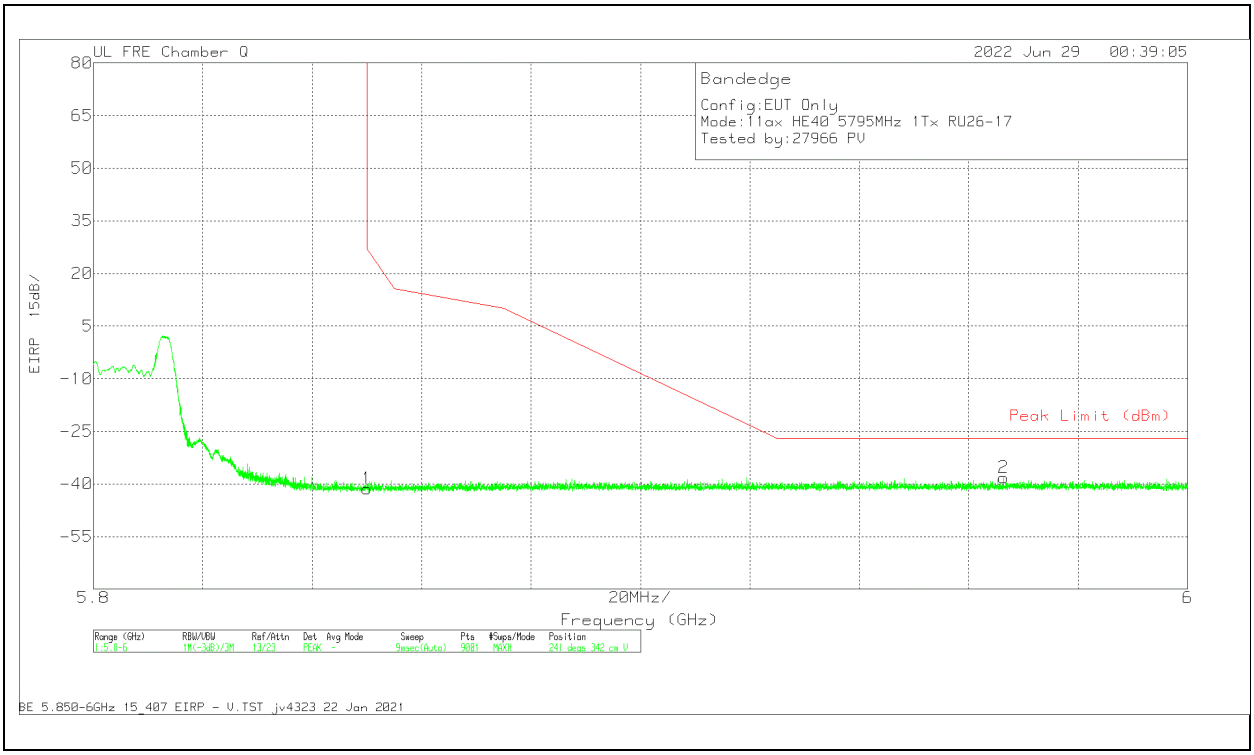

Marker	Frequency (GHz)	Meter Reading (dBm)	Det	AF 200895 (dB/m)	Amp/Cbl/Fltr/ Pad (dB)	Conversion Factor (dB)	Corrected Reading (dBm)	Peak Limit (dBm)	PK Margin (dB)	Azimuth (Degs)	Height (cm)	Polarity
1	5.85	-58.46	Pk	34.9	-29.5	11.8	-41.26	27	-68.26	241	342	V
2	5.966398	-55.95	Pk	35.2	-29.3	11.8	-38.25	-27	-11.25	241	342	V

Pk - Peak detector

UL VERIFICATION SERVICES
47173 Benicia Street, Fremont, CA 94538; USA TEL:(510) 319-4000 FAX:(510) 661-0888

This report shall not be reproduced except in full, without the written approval of UL VERIFICATION SERVICES

1TX Antenna 5 MODE: SU, Single User

BANDEDGE (LOW CHANNEL)

HORIZONTAL RESULT

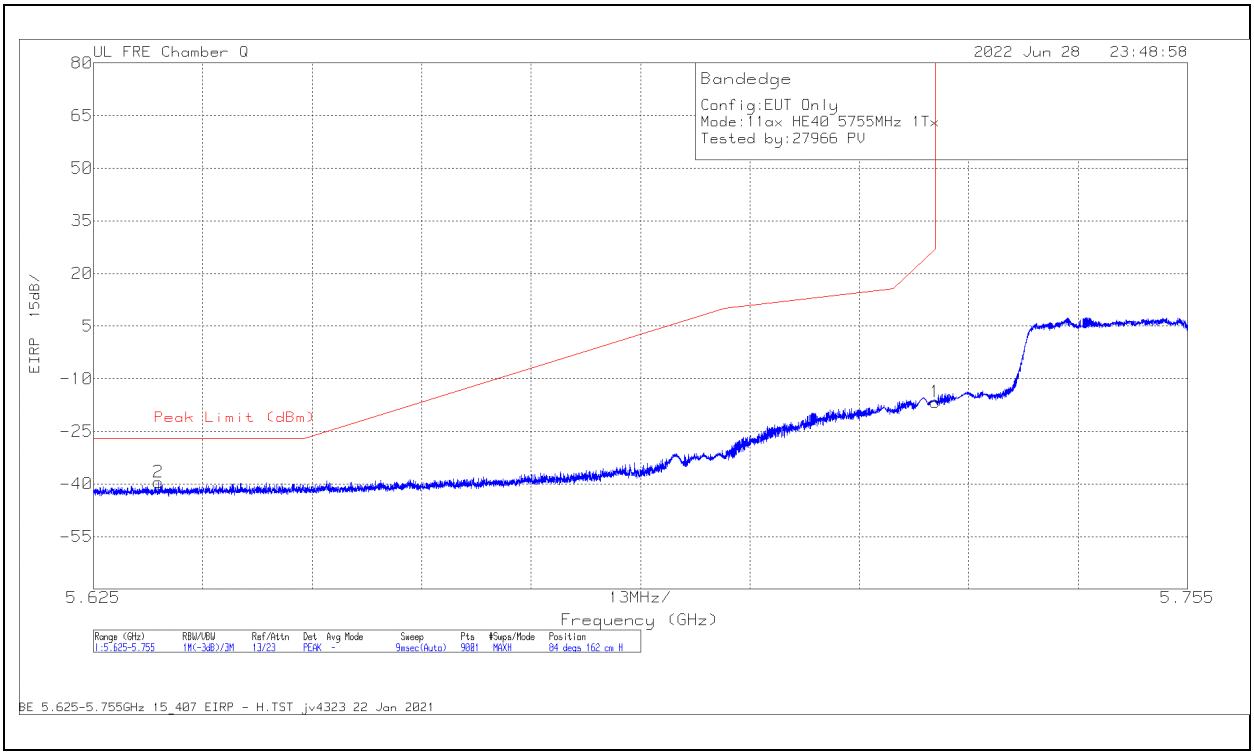

Marker	Frequency (GHz)	Meter Reading (dBm)	Det	AF 200895 (dB/m)	Amp/Cbl/Fltr/ Pad (dB)	Conversion Factor (dB)	Corrected Reading (dBm)	Peak Limit (dBm)	PK Margin (dB)	Azimuth (Degs)	Height (cm)	Polarity
1	5.725	-33.18	Pk	34.7	-29.9	11.8	-16.58	27	-43.58	84	162	H
2	5.632728	-55.83	Pk	34.6	-30	11.8	-39.43	-27	-12.43	84	162	H

Pk - Peak detector

UL VERIFICATION SERVICES
47173 Benicia Street, Fremont, CA 94538; USA TEL:(510) 319-4000 FAX:(510) 661-0888
This report shall not be reproduced except in full, without the written approval of UL VERIFICATION SERVICES

VERTICAL RESULT

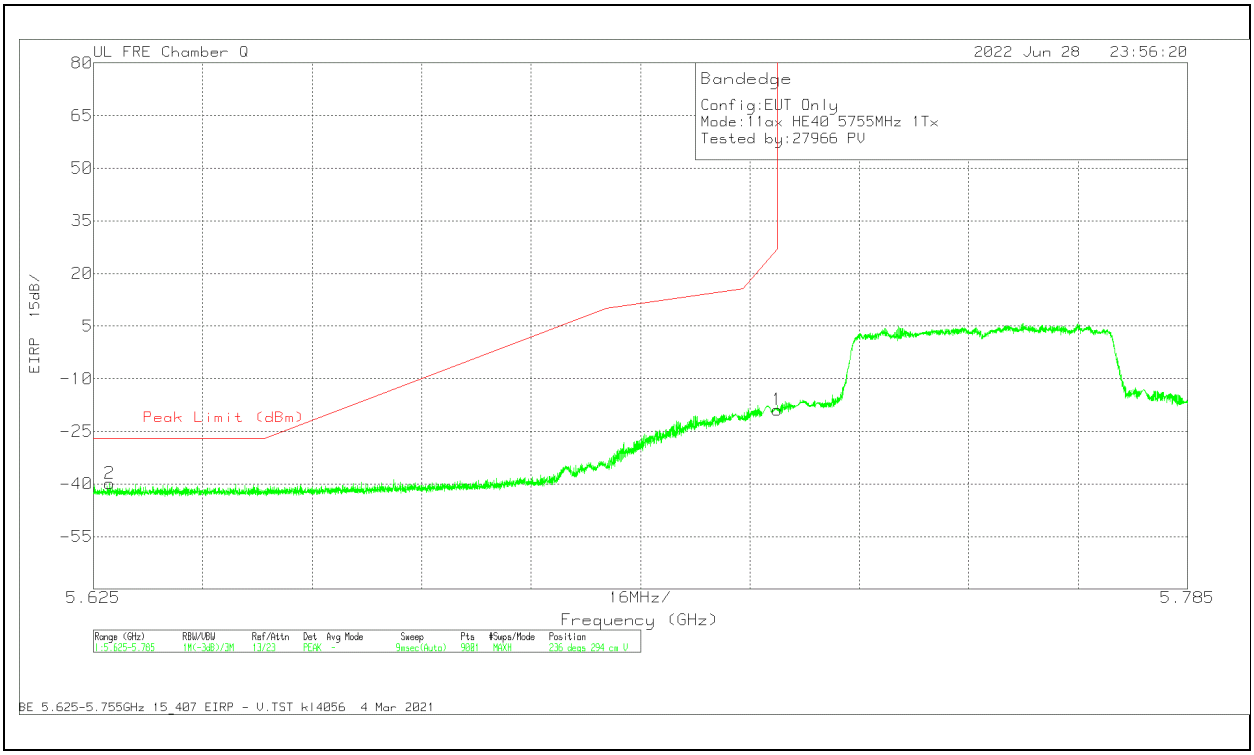

Marker	Frequency (GHz)	Meter Reading (dBm)	Det	AF 200895 (dB/m)	Amp/Cbl/Fltr/ Pad (dB)	Conversion Factor (dB)	Corrected Reading (dBm)	Peak Limit (dBm)	PK Margin (dB)	Azimuth (Degs)	Height (cm)	Polarity
1	5.725	-35.44	Pk	34.7	-29.9	11.8	-18.84	27	-45.84	236	294	V
2	5.627347	-56.18	Pk	34.6	-30.1	11.8	-39.88	-27	-12.88	236	294	V

Pk - Peak detector

UL VERIFICATION SERVICES
47173 Benicia Street, Fremont, CA 94538; USA TEL:(510) 319-4000 FAX:(510) 661-0888
This report shall not be reproduced except in full, without the written approval of UL VERIFICATION SERVICES

BANDEDGE (HIGH CHANNEL)

HORIZONTAL RESULT

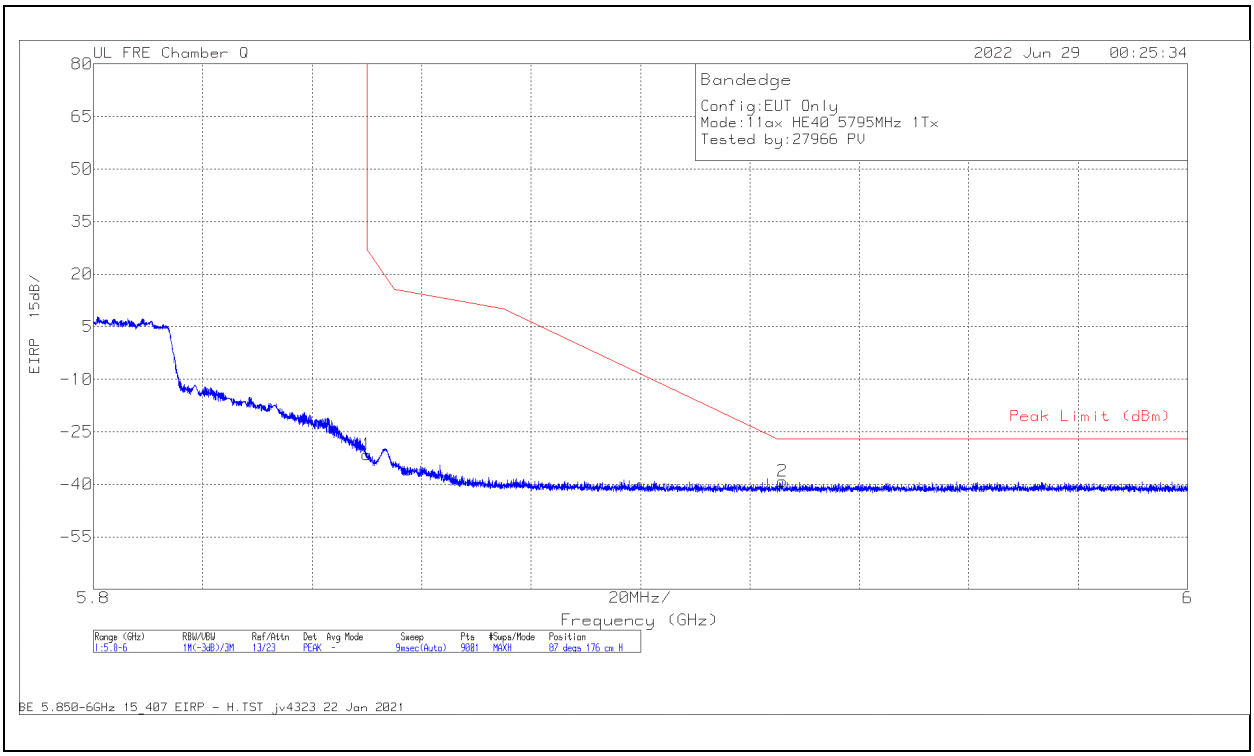

Marker	Frequency (GHz)	Meter Reading (dBm)	Det	AF 200895 (dB/m)	Amp/Cbl/Fltr/ Pad (dB)	Conversion Factor (dB)	Corrected Reading (dBm)	Peak Limit (dBm)	PK Margin (dB)	Azimuth (Degs)	Height (cm)	Polarity
1	5.85	-48.64	Pk	34.9	-29.5	11.8	-31.44	27	-58.44	87	176	H
2	5.92591	-56.69	Pk	35.1	-29.4	11.8	-39.19	-27	-12.19	87	176	H

Pk - Peak detector

UL VERIFICATION SERVICES
47173 Benicia Street, Fremont, CA 94538; USA TEL:(510) 319-4000 FAX:(510) 661-0888
This report shall not be reproduced except in full, without the written approval of UL VERIFICATION SERVICES

VERTICAL RESULT

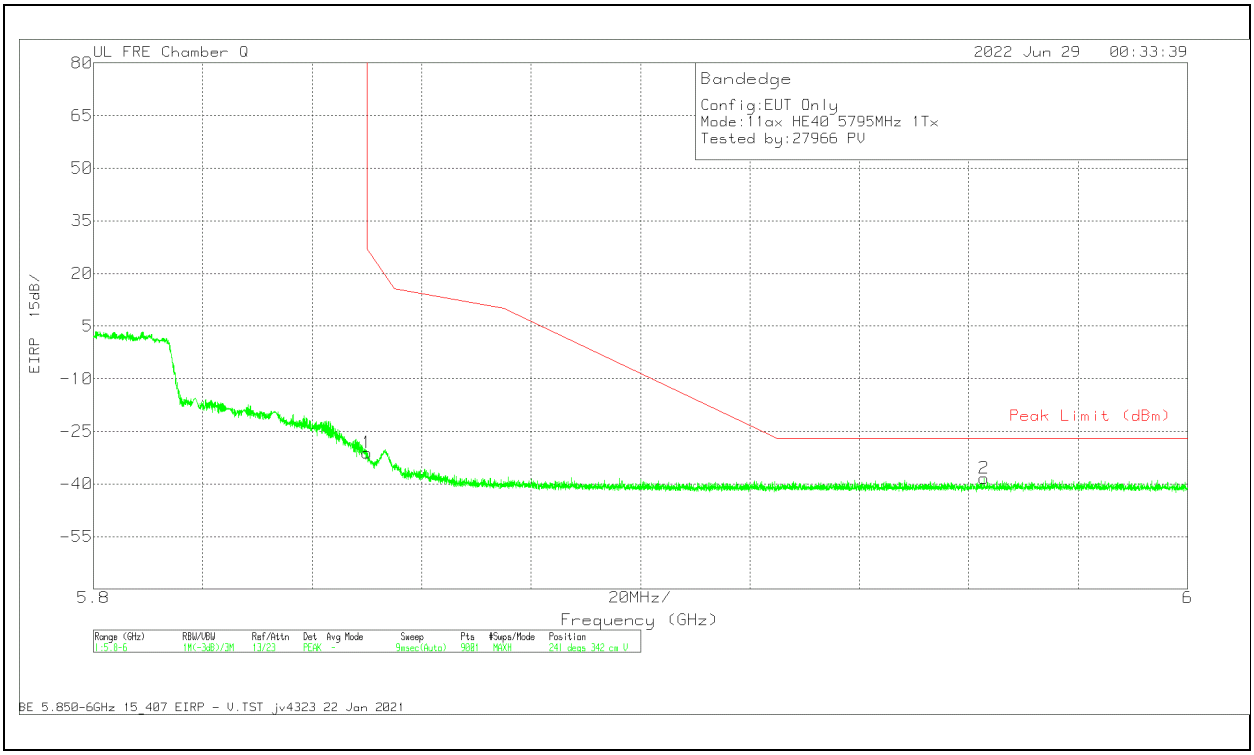

Marker	Frequency (GHz)	Meter Reading (dBm)	Det	AF 200895 (dB/m)	Amp/Cbl/Fltr/ Pad (dB)	Conversion Factor (dB)	Corrected Reading (dBm)	Peak Limit (dBm)	PK Margin (dB)	Azimuth (Degs)	Height (cm)	Polarity
1	5.85	-48.27	Pk	34.9	-29.5	11.8	-31.07	27	-58.07	241	342	V
2	5.962798	-55.99	Pk	35.2	-29.3	11.8	-38.29	-27	-11.29	241	342	V

Pk - Peak detector

UL VERIFICATION SERVICES
47173 Benicia Street, Fremont, CA 94538; USA TEL:(510) 319-4000 FAX:(510) 661-0888

This report shall not be reproduced except in full, without the written approval of UL VERIFICATION SERVICES

2TX Antenna 6 + Antenna 5 OFDMA MODE: 26-Tones, RU Index 0

BANDEDGE (LOW CHANNEL)

HORIZONTAL RESULT

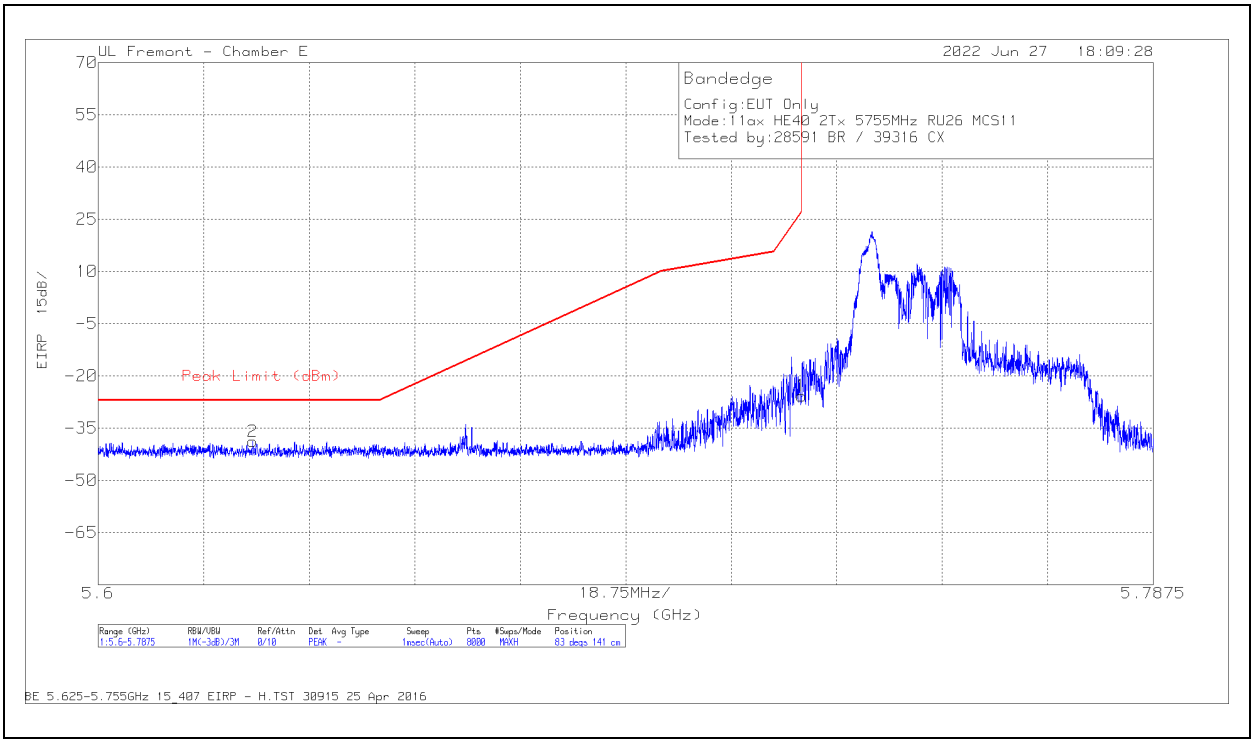

Marker	Frequency (GHz)	Meter Reading (dBm)	Det	200897 ACF (dB/m)	Amp/Cbl/Pad (dB)	Conversion Factor (dB)	DC Corr (dB)	Corrected Reading (dBm)	Peak Limit (dBm)	PK Margin (dB)	Azimuth (Degs)	Height (cm)	Polarity
1	5.725	-51.94	Pk	34.7	-20.3	11.8	0	-25.74	27	-52.74	83	141	H
2	5.627472	-64.42	Pk	34.5	-20.7	11.8	0	-38.82	-27	-11.82	83	141	H

Pk - Peak detector

UL VERIFICATION SERVICES
47173 Benicia Street, Fremont, CA 94538; USA TEL:(510) 319-4000 FAX:(510) 661-0888
This report shall not be reproduced except in full, without the written approval of UL VERIFICATION SERVICES

VERTICAL RESULT

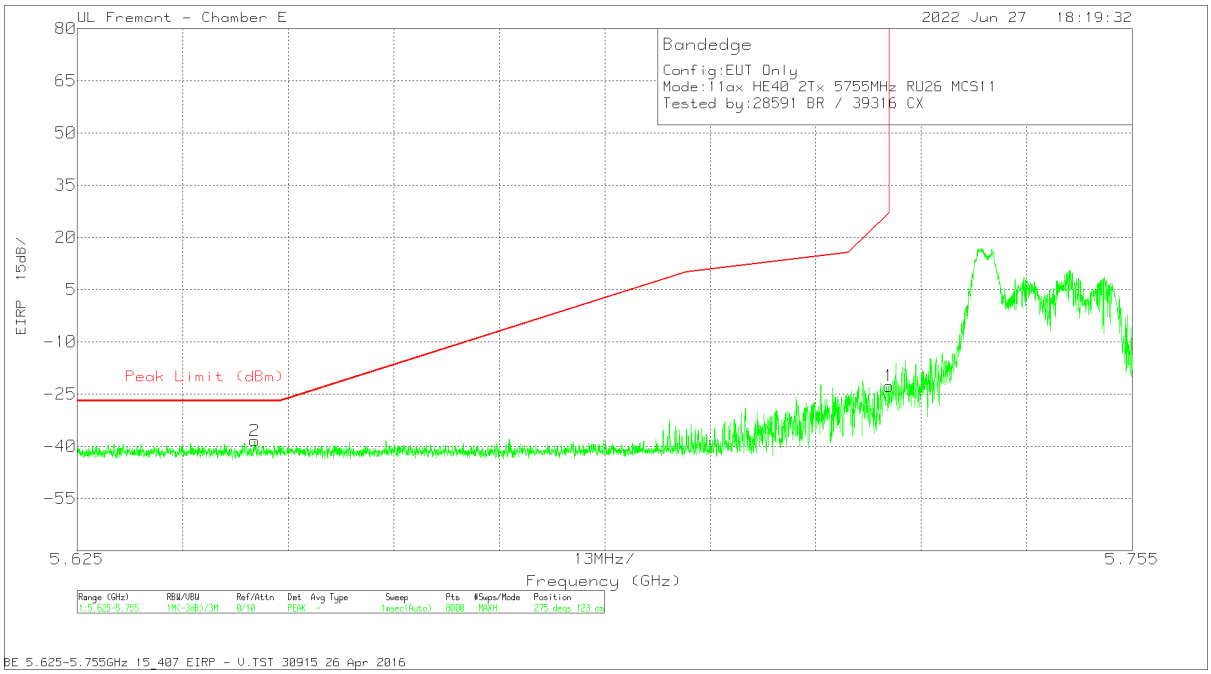

Marker	Frequency (GHz)	Meter Reading (dBm)	Det	200897 ACF (dB/m)	Amp/Cbl/Pad (dB)	Conversion Factor (dB)	DC Corr (dB)	Corrected Reading (dBm)	Peak Limit (dBm)	PK Margin (dB)	Azimuth (Degs)	Height (cm)	Polarity
1	5.725	-48.95	Pk	34.7	-20.3	11.8	0	-22.75	27	-49.75	275	123	V
2	5.646859	-64.1	Pk	34.5	-20.6	11.8	0	-38.4	-27	-11.4	275	123	V

Pk - Peak detector

UL VERIFICATION SERVICES
47173 Benicia Street, Fremont, CA 94538; USA TEL:(510) 319-4000 FAX:(510) 661-0888
This report shall not be reproduced except in full, without the written approval of UL VERIFICATION SERVICES

HARMONICS AND SPURIOUS EMISSIONS

LOW CHANNEL RESULTS

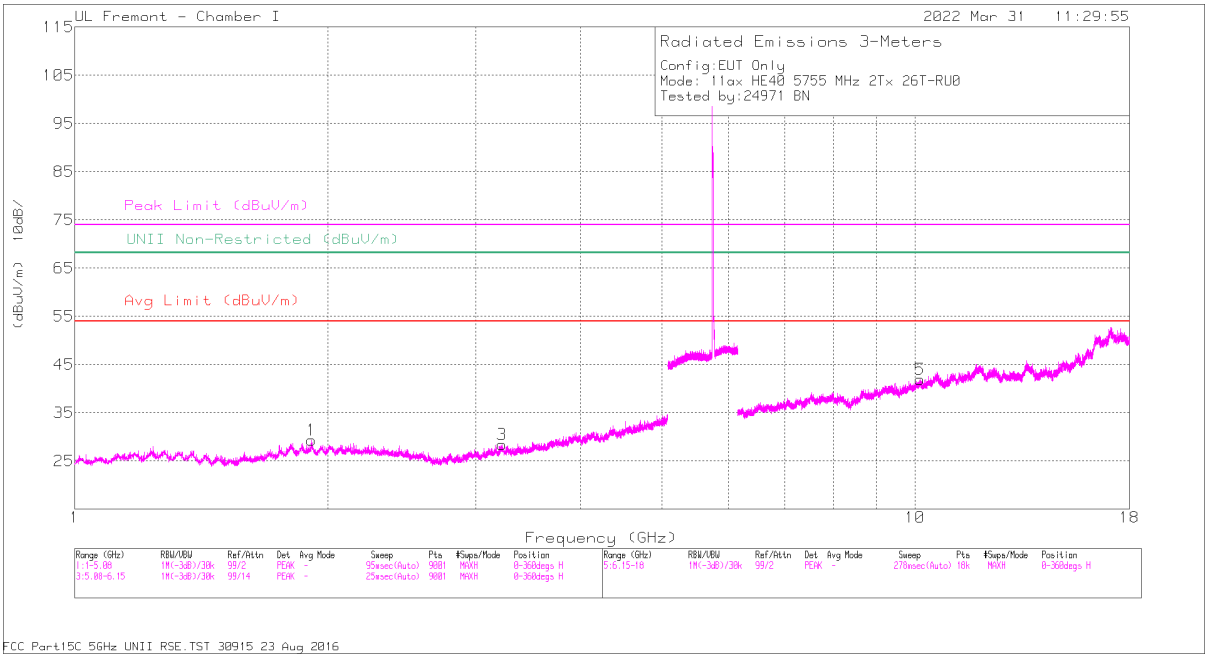

HORIZONTAL

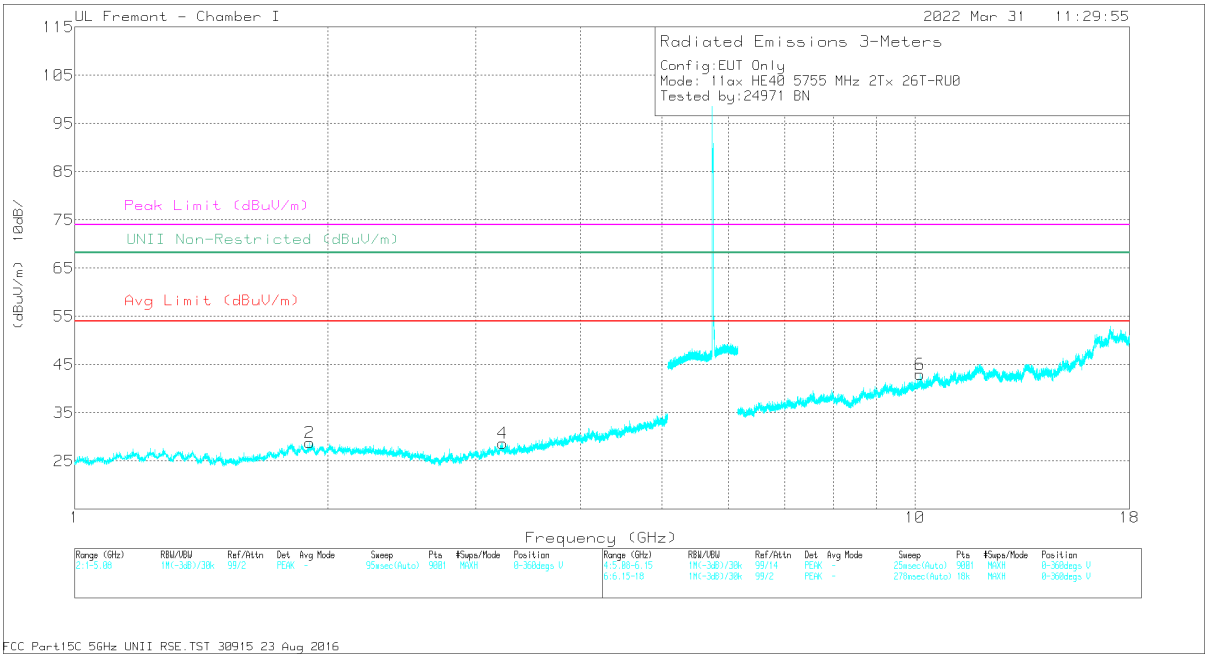

VERTICAL

UL VERIFICATION SERVICES
47173 Benicia Street, Fremont, CA 94538; USA TEL:(510) 319-4000 FAX:(510) 661-0888
This report shall not be reproduced except in full, without the written approval of UL VERIFICATION SERVICES

RADIATED EMISSIONS

Marker	Frequency (GHz)	Meter Reading (dBuV)	Det	AF 206805 (dB/m)	Amp/Cbl/Fltr/ Pad (dB)	Corrected Reading (dBuV/m)	UNII Non-Restricted (dBuV/m)	PK Margin (dB)	Azimuth (Degs)	Height (cm)	Polarity
1	1.911099	38.46	PK-U	31.2	-30.7	38.96	68.2	-29.24	4	127	H
2	1.904462	37.79	PK-U	31.2	-30.7	38.29	68.2	-29.91	186	114	V
3	3.228238	36.28	PK-U	32.7	-27.7	41.28	68.2	-26.92	131	287	H
4	3.228896	35.86	PK-U	32.7	-27.7	40.86	68.2	-27.34	82	288	V
5	10.143096	31.16	PK-U	36.9	-16.3	51.76	68.2	-16.44	26	257	H
6	10.140104	30.83	PK-U	36.9	-16.3	51.43	68.2	-16.77	133	164	V

PK-U - U-NII: Maximum Peak
ADR - U-NII AD primary method, RMS average

UL VERIFICATION SERVICES
47173 Benicia Street, Fremont, CA 94538; USA TEL:(510) 319-4000 FAX:(510) 661-0888
This report shall not be reproduced except in full, without the written approval of UL VERIFICATION SERVICES

HIGH CHANNEL RESULTS

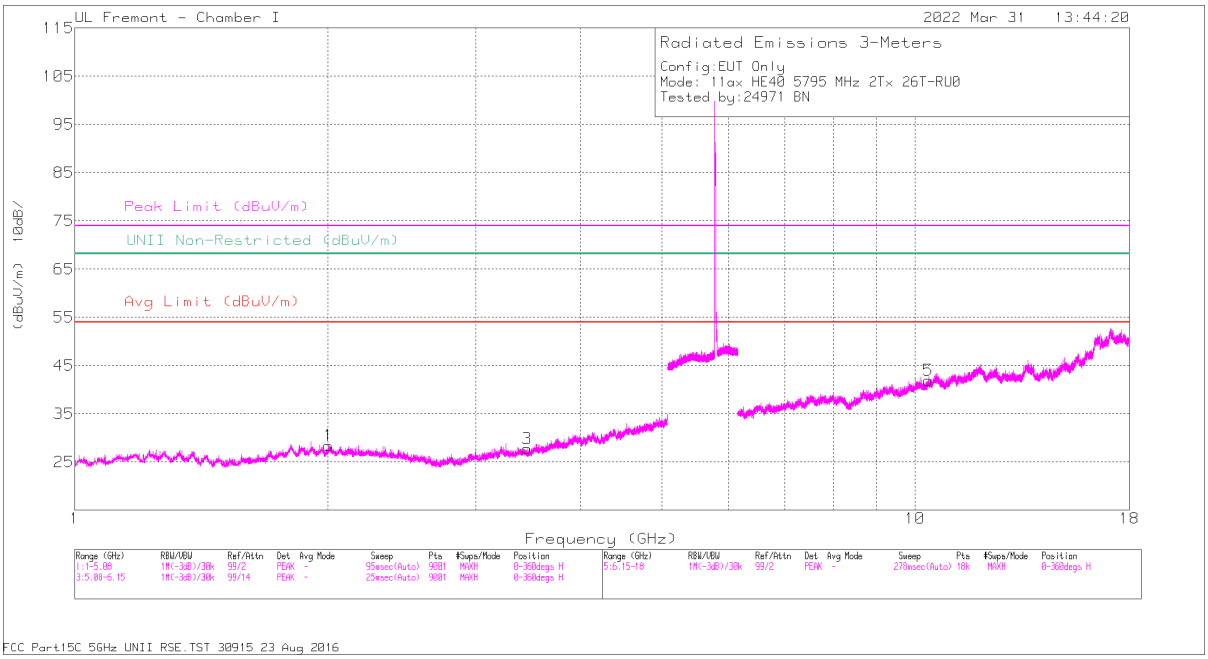

HORIZONTAL

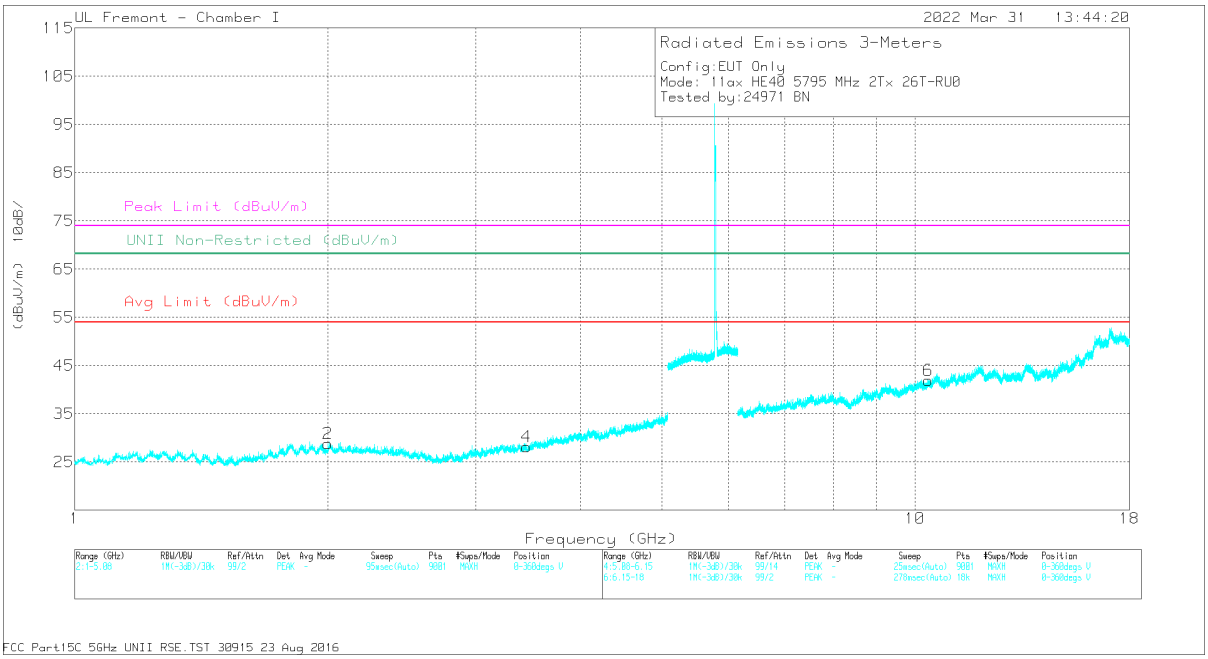

VERTICAL

UL VERIFICATION SERVICES
47173 Benicia Street, Fremont, CA 94538; USA TEL:(510) 319-4000 FAX:(510) 661-0888
This report shall not be reproduced except in full, without the written approval of UL VERIFICATION SERVICES

RADIATED EMISSIONS

Marker	Frequency (GHz)	Meter Reading (dBuV)	Det	AF 206805 (dB/m)	Amp/Cbl/Fltr/ Pad (dB)	Corrected Reading (dBuV/m)	UNII Non-Restricted (dBuV/m)	PK Margin (dB)	Azimuth (Degs)	Height (cm)	Polarity
1	2.003614	38.31	PK-U	31.2	-30.2	39.31	68.2	-28.89	139	288	H
2	2.000786	37.01	PK-U	31.3	-30.3	38.01	68.2	-30.19	106	167	V
3	3.454007	32.61	PK-U	32.6	-28.4	36.81	68.2	-31.39	197	133	H
4	3.450395	35.57	PK-U	32.6	-28.3	39.87	68.2	-28.33	350	291	V
5	10.366211	30.57	PK-U	37	-16.2	51.37	68.2	-16.83	136	238	H
6	10.364707	30.48	PK-U	37	-16.2	51.28	68.2	-16.92	321	153	V

PK-U - U-NII: Maximum Peak
ADR - U-NII AD primary method, RMS average

UL VERIFICATION SERVICES
47173 Benicia Street, Fremont, CA 94538; USA TEL:(510) 319-4000 FAX:(510) 661-0888
This report shall not be reproduced except in full, without the written approval of UL VERIFICATION SERVICES

2TX Antenna 6 + Antenna 5 OFDMA MODE: 26-Tones, RU Index 17

BANDEDGE (HIGH CHANNEL)

HORIZONTAL RESULT

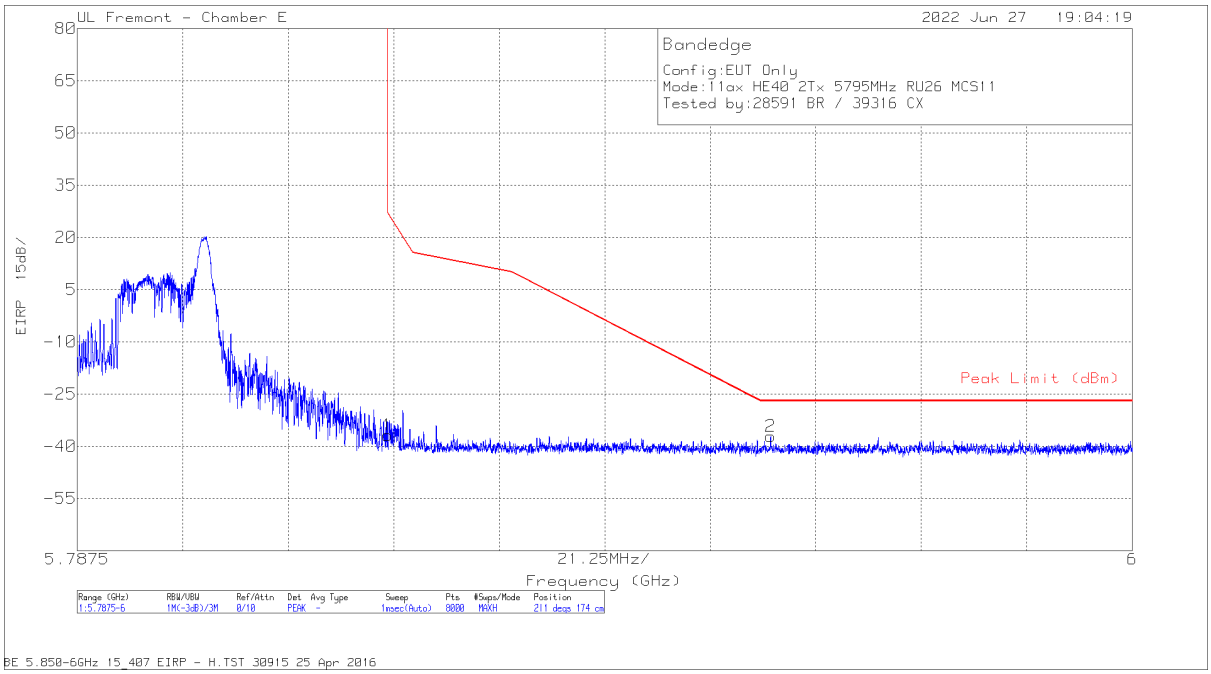

Marker	Frequency (GHz)	Meter Reading (dBm)	Det	200897 ACF (dB/m)	Amp/Cbl/Pad (dB)	Conversion Factor (dB)	DC Corr (dB)	Corrected Reading (dBm)	Peak Limit (dBm)	PK Margin (dB)	Azimuth (Degs)	Height (cm)	Polarity
1	5.85	-63.94	Pk	35	-19.7	11.8	0	-36.84	27	-63.84	211	174	H
2	5.927157	-64.03	Pk	35.1	-20	11.8	0	-37.13	-27	-10.13	211	174	H

Pk - Peak detector

UL VERIFICATION SERVICES
47173 Benicia Street, Fremont, CA 94538; USA TEL:(510) 319-4000 FAX:(510) 661-0888
This report shall not be reproduced except in full, without the written approval of UL VERIFICATION SERVICES

VERTICAL RESULT

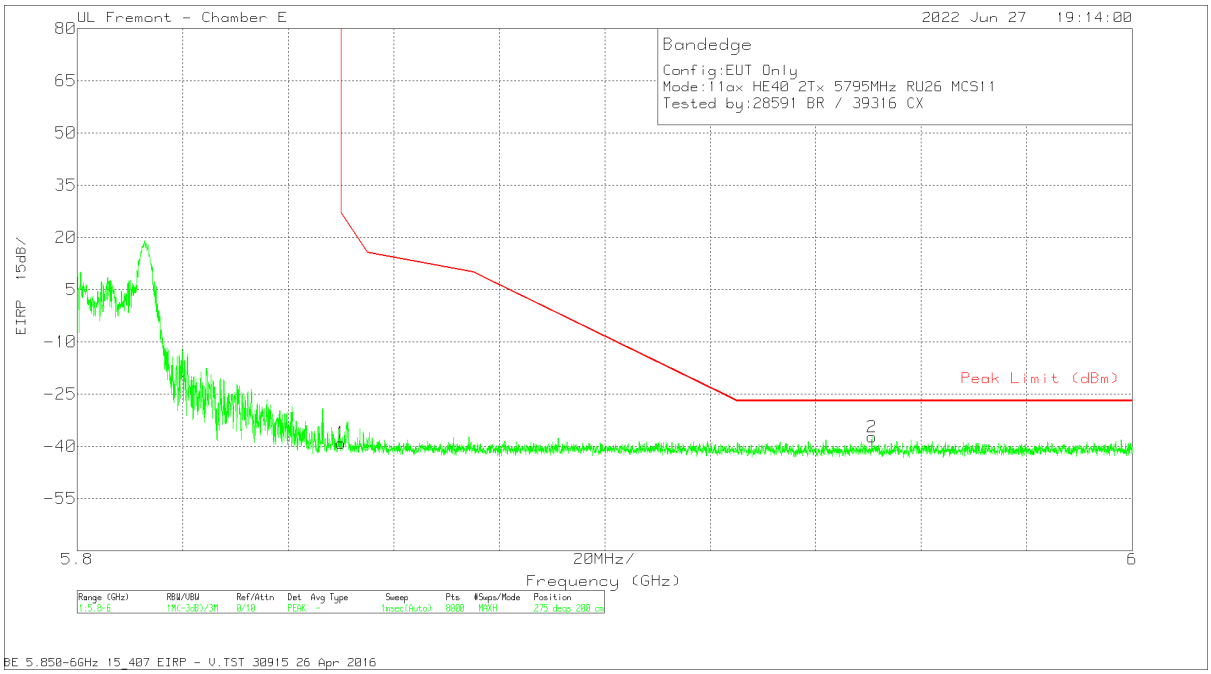

Marker	Frequency (GHz)	Meter Reading (dBm)	Det	200897 ACF (dB/m)	Amp/Cbl/Pad (dB)	Conversion Factor (dB)	DC Corr (dB)	Corrected Reading (dBm)	Peak Limit (dBm)	PK Margin (dB)	Azimuth (Degs)	Height (cm)	Polarity
1	5.85	-66.17	Pk	35	-19.7	11.8	0	-39.07	27	-66.07	275	200	V
2	5.950643	-64.35	Pk	35.2	-20	11.8	0	-37.35	-27	-10.35	275	200	V

Pk - Peak detector

UL VERIFICATION SERVICES
47173 Benicia Street, Fremont, CA 94538; USA TEL:(510) 319-4000 FAX:(510) 661-0888
This report shall not be reproduced except in full, without the written approval of UL VERIFICATION SERVICES

2TX Antenna 6 + Antenna 5 OFDMA MODE: SU, Single User

BANDEDGE (LOW CHANNEL)

HORIZONTAL RESULT

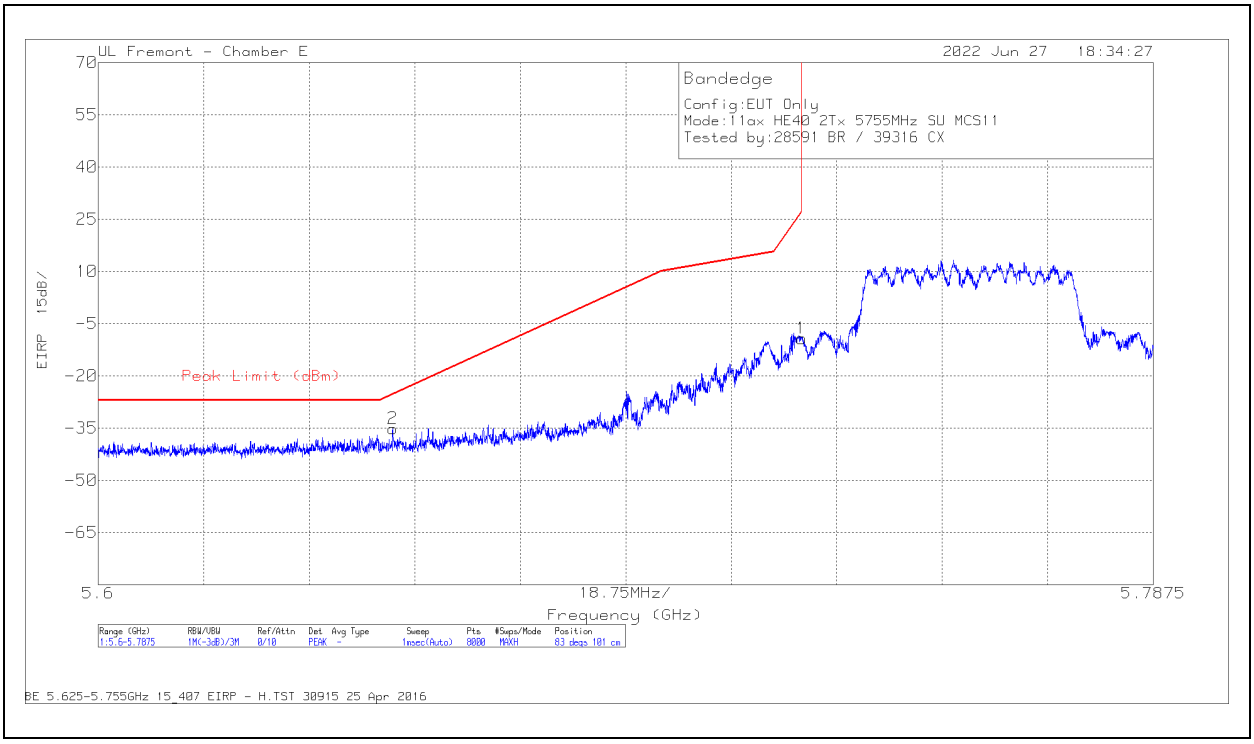

Marker	Frequency (GHz)	Meter Reading (dBm)	Det	200897 ACF (dB/m)	Amp/Cbl/Pad (dB)	Conversion Factor (dB)	DC Corr (dB)	Corrected Reading (dBm)	Peak Limit (dBm)	PK Margin (dB)	Azimuth (Degs)	Height (cm)	Polarity
1	5.725	-35.45	Pk	34.7	-20.3	11.8	0	-9.25	27	-36.25	83	101	H
2	5.652318	-60.84	Pk	34.5	-20.6	11.8	0	-35.14	-25.28	-9.86	83	101	H

Pk - Peak detector

UL VERIFICATION SERVICES
47173 Benicia Street, Fremont, CA 94538; USA TEL:(510) 319-4000 FAX:(510) 661-0888
This report shall not be reproduced except in full, without the written approval of UL VERIFICATION SERVICES

VERTICAL RESULT

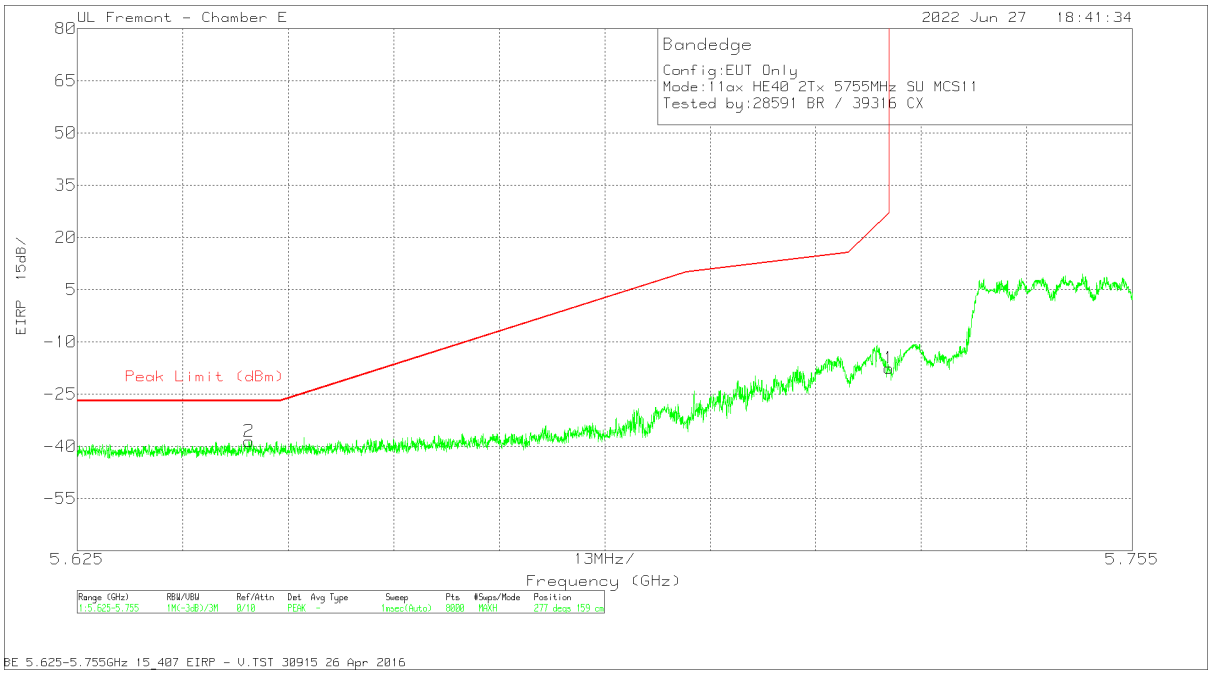

Marker	Frequency (GHz)	Meter Reading (dBm)	Det	200897 ACF (dB/m)	Amp/Cbl/Pad (dB)	Conversion Factor (dB)	DC Corr (dB)	Corrected Reading (dBm)	Peak Limit (dBm)	PK Margin (dB)	Azimuth (Degs)	Height (cm)	Polarity
1	5.725	-43.74	Pk	34.7	-20.3	11.8	0	-17.54	27	-44.54	277	159	V
2	5.64616	-64.33	Pk	34.6	-20.6	11.8	0	-38.53	-27	-11.53	277	159	V

Pk - Peak detector

UL VERIFICATION SERVICES
47173 Benicia Street, Fremont, CA 94538; USA TEL:(510) 319-4000 FAX:(510) 661-0888
This report shall not be reproduced except in full, without the written approval of UL VERIFICATION SERVICES

BANDEDGE (HIGH CHANNEL)

HORIZONTAL RESULT

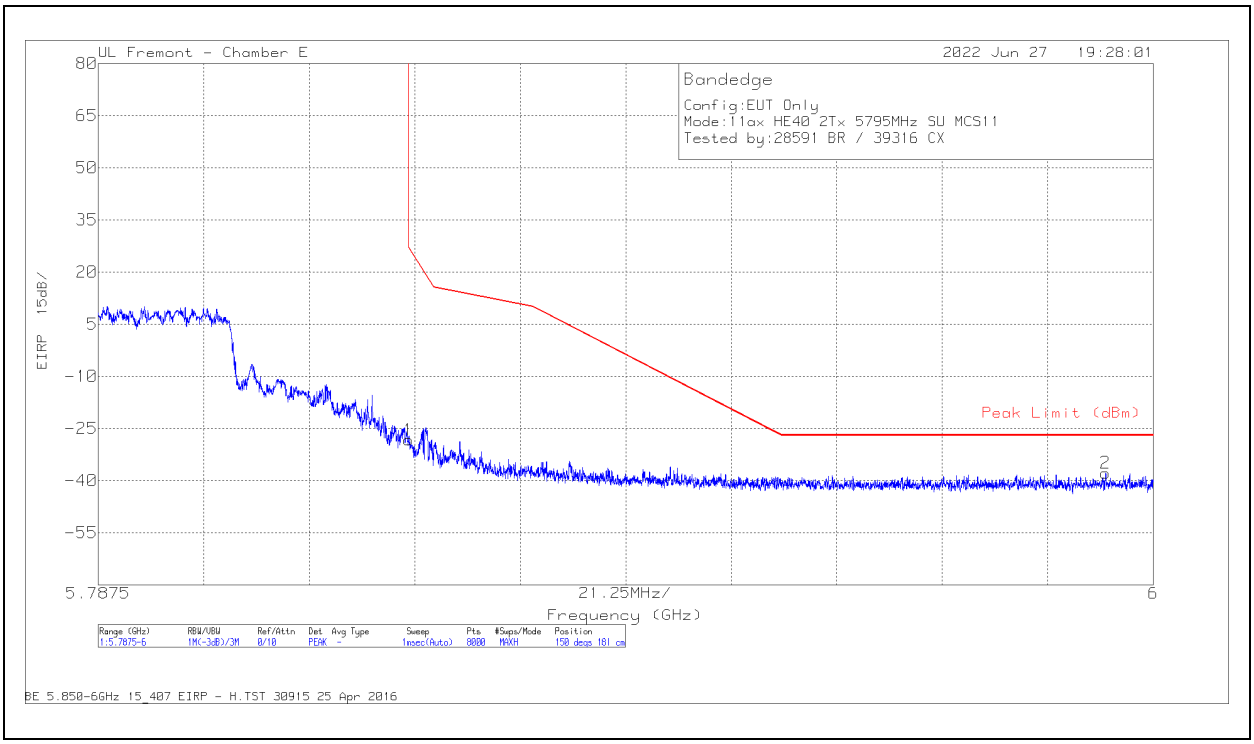

Marker	Frequency (GHz)	Meter Reading (dBm)	Det	200897 ACF (dB/m)	Amp/Cbl/Pad (dB)	Conversion Factor (dB)	DC Corr (dB)	Corrected Reading (dBm)	Peak Limit (dBm)	PK Margin (dB)	Azimuth (Degs)	Height (cm)	Polarity
1	5.85	-55.41	Pk	35	-19.7	11.8	0	-28.31	27	-55.31	150	181	H
2	5.990411	-65.21	Pk	35.3	-19.7	11.8	0	-37.81	-27	-10.81	150	181	H

Pk - Peak detector

UL VERIFICATION SERVICES
47173 Benicia Street, Fremont, CA 94538; USA TEL:(510) 319-4000 FAX:(510) 661-0888
This report shall not be reproduced except in full, without the written approval of UL VERIFICATION SERVICES

VERTICAL RESULT

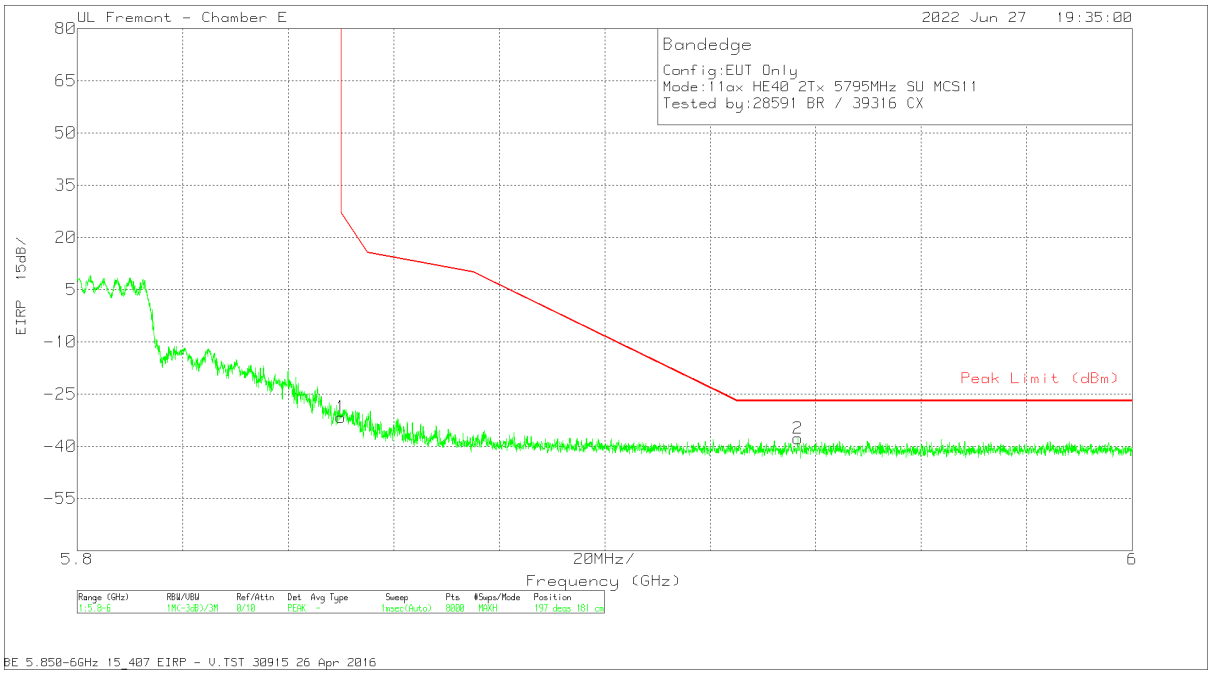

Marker	Frequency (GHz)	Meter Reading (dBm)	Det	200897 ACF (dB/m)	Amp/Cbl/Pad (dB)	Conversion Factor (dB)	DC Corr (dB)	Corrected Reading (dBm)	Peak Limit (dBm)	PK Margin (dB)	Azimuth (Degs)	Height (cm)	Polarity
1	5.85	-58.73	Pk	35	-19.7	11.8	0	-31.63	27	-58.63	197	181	V
2	5.936616	-64.64	Pk	35.1	-20	11.8	0	-37.74	-27	-10.74	197	181	V

Pk - Peak detector

UL VERIFICATION SERVICES
47173 Benicia Street, Fremont, CA 94538; USA TEL:(510) 319-4000 FAX:(510) 661-0888
This report shall not be reproduced except in full, without the written approval of UL VERIFICATION SERVICES

HARMONICS AND SPURIOUS EMISSIONS

LOW CHANNEL RESULTS

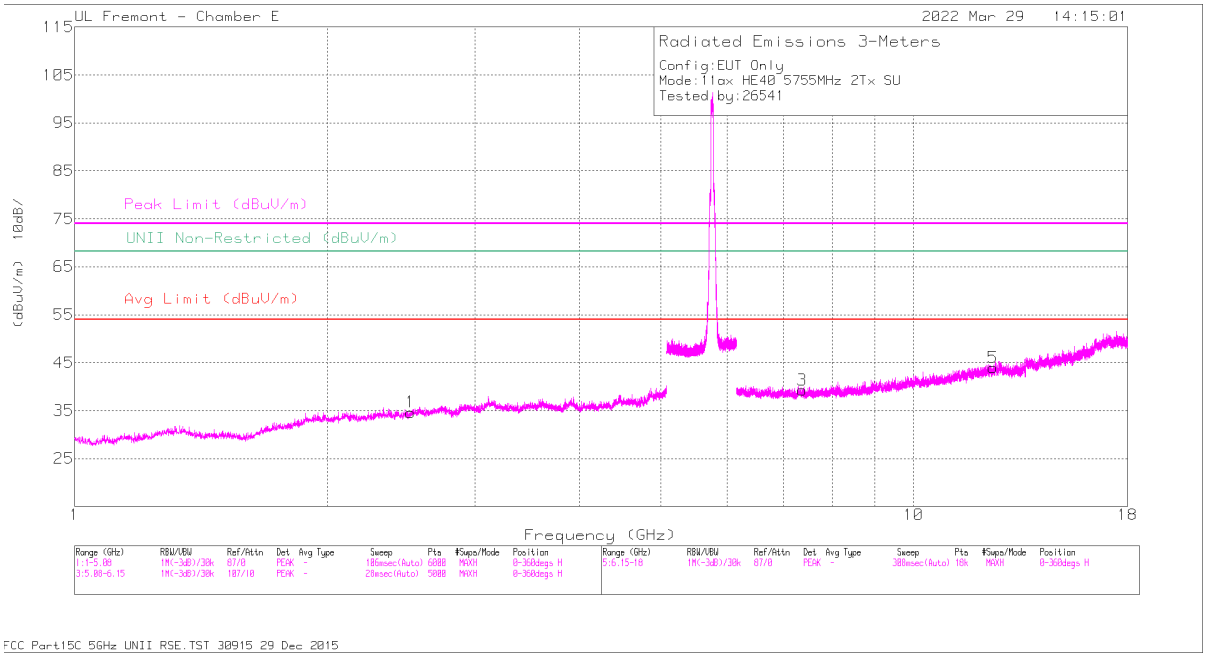

HORIZONTAL

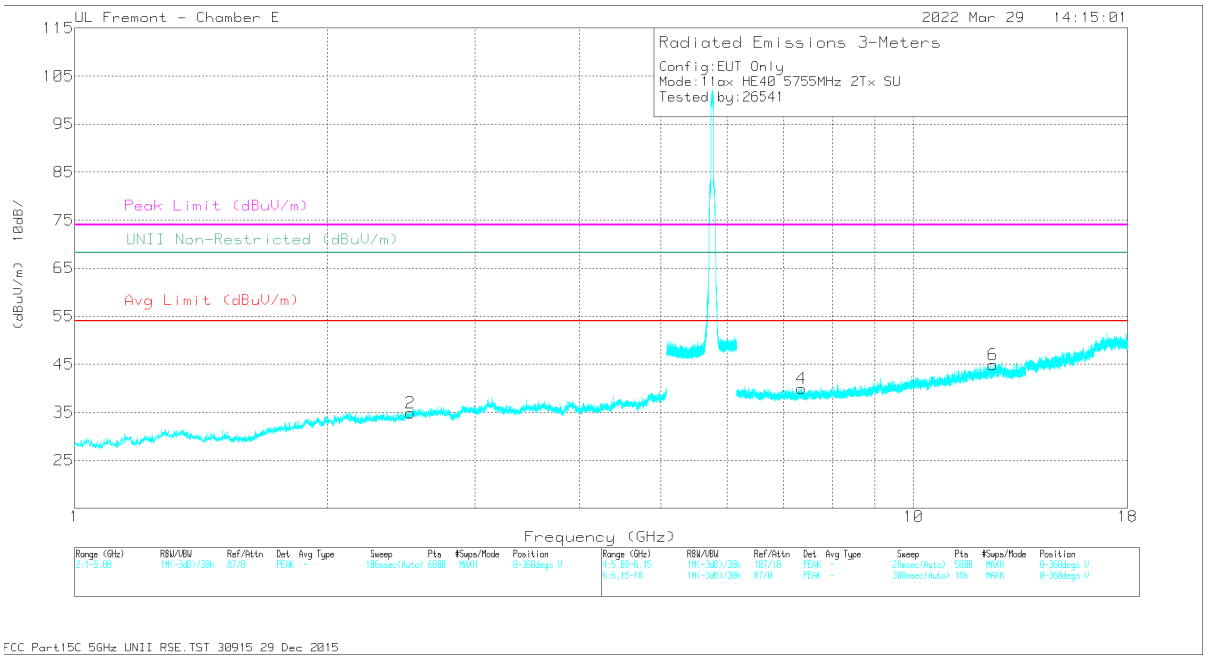

VERTICAL

UL VERIFICATION SERVICES
47173 Benicia Street, Fremont, CA 94538; USA TEL:(510) 319-4000 FAX:(510) 661-0888
This report shall not be reproduced except in full, without the written approval of UL VERIFICATION SERVICES

RADIATED EMISSIONS

Marker	Frequency (GHz)	Meter Reading (dBuV)	Det	200897 ACF (dB/m)	Amp/Cbl/Fltr/Pad (dB)	DC Corr (dB)	Corrected Reading (dBuV/m)	Avg Limit (dBuV/m)	Margin (dB)	Peak Limit (dBuV/m)	PK Margin (dB)	UNII Non-Restricted (dBuV/m)	PK Margin (dB)	Azimuth (Degs)	Height (cm)	Polarity
1	2.516318	45.2	PK-U	32	-34.7	0	42.5	-	-	-	-	68.2	-25.7	0	200	H
2	2.512976	44.97	PK-U	32	-34.7	0	42.27	-	-	-	-	68.2	-25.93	0	200	V
3	* 7.363397	38.5	PK-U	35.6	-26.9	0	47.2	-	-	74	-26.8	-	-	0	101	H
	* 7.363551	26.71	ADR	35.6	-26.9	0.13	35.54	54	-18.46	-	-	-	-	0	101	H
4	* 7.36658	38.28	PK-U	35.6	-26.9	0	46.98	-	-	74	-27.02	-	-	0	101	V
	* 7.366462	26.5	ADR	35.6	-26.9	0.13	35.33	54	-18.67	-	-	-	-	0	101	V
5	* 12.44905	34.54	PK-U	38.9	-21.8	0	51.64	-	-	74	-22.36	-	-	0	101	H
	* 12.448685	22.41	ADR	38.9	-21.9	0.13	39.54	54	-14.46	-	-	-	-	0	101	H
6	* 12.45038	34.41	PK-U	38.9	-21.8	0	51.51	-	-	74	-22.49	-	-	0	101	V
	* 12.45167	22.36	ADR	38.9	-21.8	0.13	39.59	54	-14.41	-	-	-	-	0	101	V

* - indicates frequency in CFR47 Pt 15 / IC RSS-Restricted Band
PK-U - U-NII: Maximum Peak
ADR - U-NII AD primary method, RMS average

UL VERIFICATION SERVICES
47173 Benicia Street, Fremont, CA 94538; USA TEL:(510) 319-4000 FAX:(510) 661-0888
This report shall not be reproduced except in full, without the written approval of UL VERIFICATION SERVICES

HIGH CHANNEL RESULTS

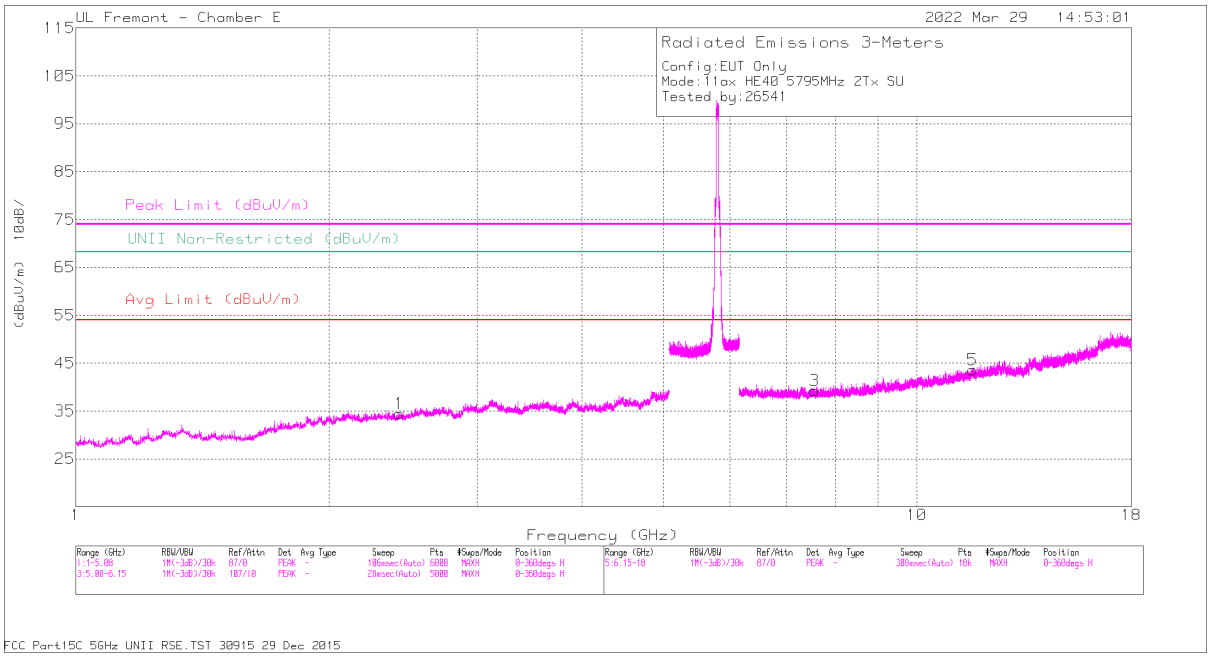

HORIZONTAL

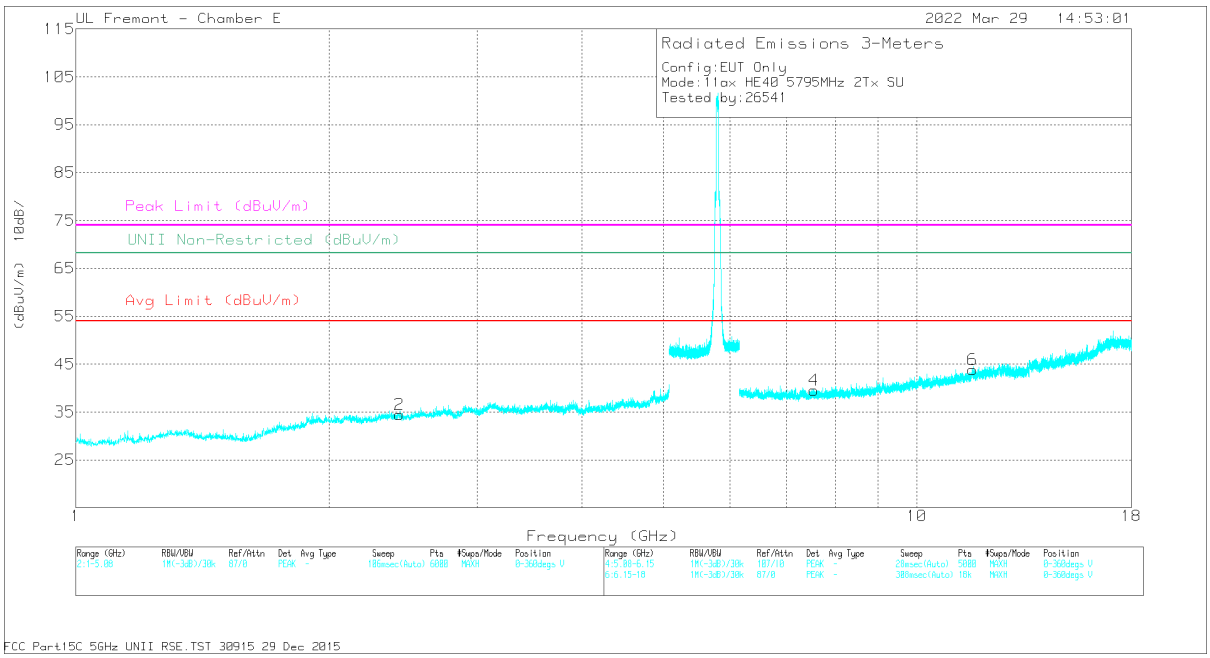

VERTICAL

UL VERIFICATION SERVICES
47173 Benicia Street, Fremont, CA 94538; USA TEL:(510) 319-4000 FAX:(510) 661-0888
This report shall not be reproduced except in full, without the written approval of UL VERIFICATION SERVICES

RADIATED EMISSIONS

Marker	Frequency (GHz)	Meter Reading (dBuV)	Det	200897 ACF (dB/m)	Amp/Cbl/Fltr/Pad (dB)	DC Corr (dBm)	Corrected Reading (dBuV/m)	Avg Limit (dBuV/m)	Margin (dB)	Peak Limit (dBuV/m)	PK Margin (dB)	UNII Non-Restricted (dBuV/m)	PK Margin (dB)	Azimuth (Degs)	Height (cm)	Polarity
1	2.424563	44.95	PK-U	31.9	-34.8	0	42.05	-	-	-	-	68.2	-26.15	0	101	H
2	2.427882	44.89	PK-U	31.9	-34.8	0	41.99	-	-	-	-	68.2	-26.21	0	101	V
3	* 7.561419	37.86	PK-U	35.7	-26.9	0	46.66	-	-	74	-27.34	-	-	0	101	H
	* 7.562999	26.14	ADR	35.7	-27	0.13	34.97	54	-19.03	-	-	-	-	0	101	H
4	* 7.559719	38.05	PK-U	35.7	-26.9	0	46.85	-	-	74	-27.15	-	-	0	101	V
	* 7.563073	26.15	ADR	35.7	-27	0.13	34.98	54	-19.02	-	-	-	-	0	101	V
5	* 11.661362	34.83	PK-U	38.3	-22	0	51.13	-	-	74	-22.87	-	-	0	101	H
	* 11.659275	22.36	ADR	38.3	-22	0.13	38.79	54	-15.21	-	-	-	-	0	101	H
6	* 11.662124	34.38	PK-U	38.3	-22	0	50.68	-	-	74	-23.32	-	-	0	101	V
	* 11.661384	22.29	ADR	38.3	-22	0.13	38.72	54	-15.28	-	-	-	-	0	101	V

* - indicates frequency in CFR47 Pt 15 / IC RSS-Restricted Band
PK-U - U-NII: Maximum Peak
ADR - U-NII AD primary method, RMS average

UL VERIFICATION SERVICES
47173 Benicia Street, Fremont, CA 94538; USA TEL:(510) 319-4000 FAX:(510) 661-0888
This report shall not be reproduced except in full, without the written approval of UL VERIFICATION SERVICES

1.1.24. TX ABOVE 1 GHz 802.11ax HE80 MODE IN THE 5.8GHz BAND

1TX Antenna 6 MODE: 26-Tones, RU Index 0

BANDEDGE (CHANNEL 155 LOW EDGE)

HORIZONTAL RESULT

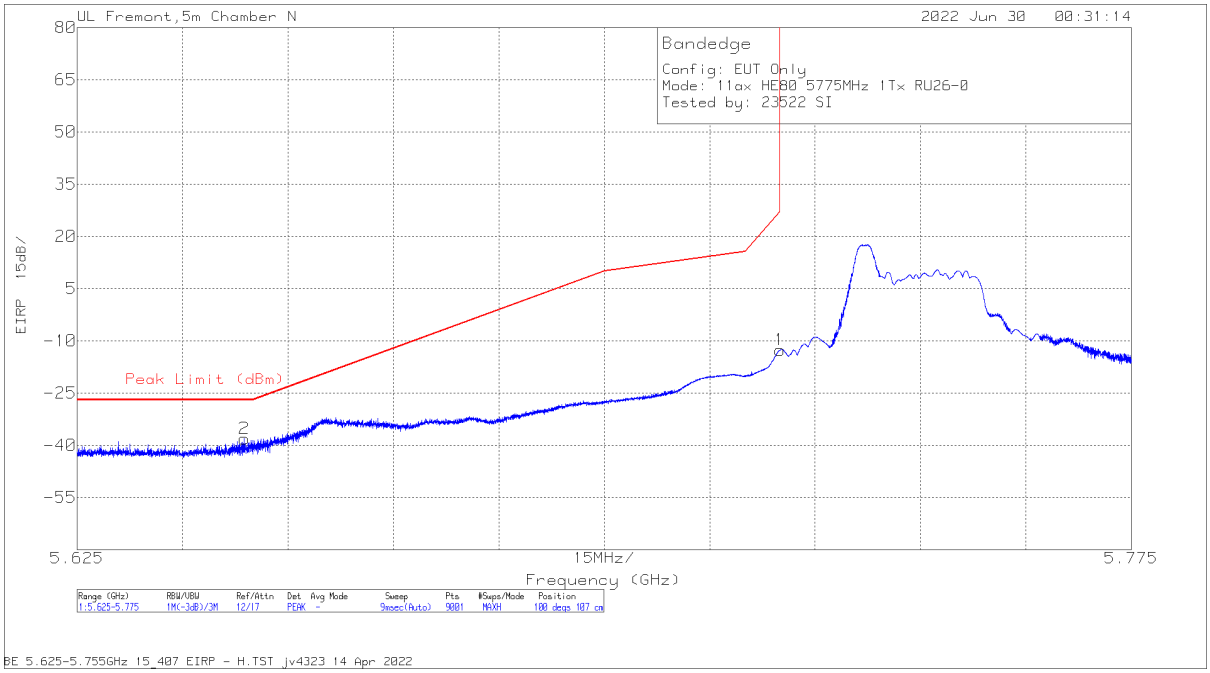

Marker	Frequency (GHz)	Meter Reading (dBm)	Det	AF 84796 (dB/m)	Amp/Cbl/Pad (dB)	Conversion Factor (dB)	Corrected Reading (dBm)	Peak Limit (dBm)	PK Margin (dB)	Azimuth (Degs)	Height (cm)	Polarity
1	5.725	-22.94	Pk	34.9	-36.4	11.8	-12.64	27	-39.64	100	107	H
2	5.648784	-48.21	Pk	35	-36.7	11.8	-38.11	-27	-11.11	100	107	H

Pk - Peak detector

UL VERIFICATION SERVICES
47173 Benicia Street, Fremont, CA 94538; USA TEL:(510) 319-4000 FAX:(510) 661-0888
This report shall not be reproduced except in full, without the written approval of UL VERIFICATION SERVICES

VERTICAL RESULT

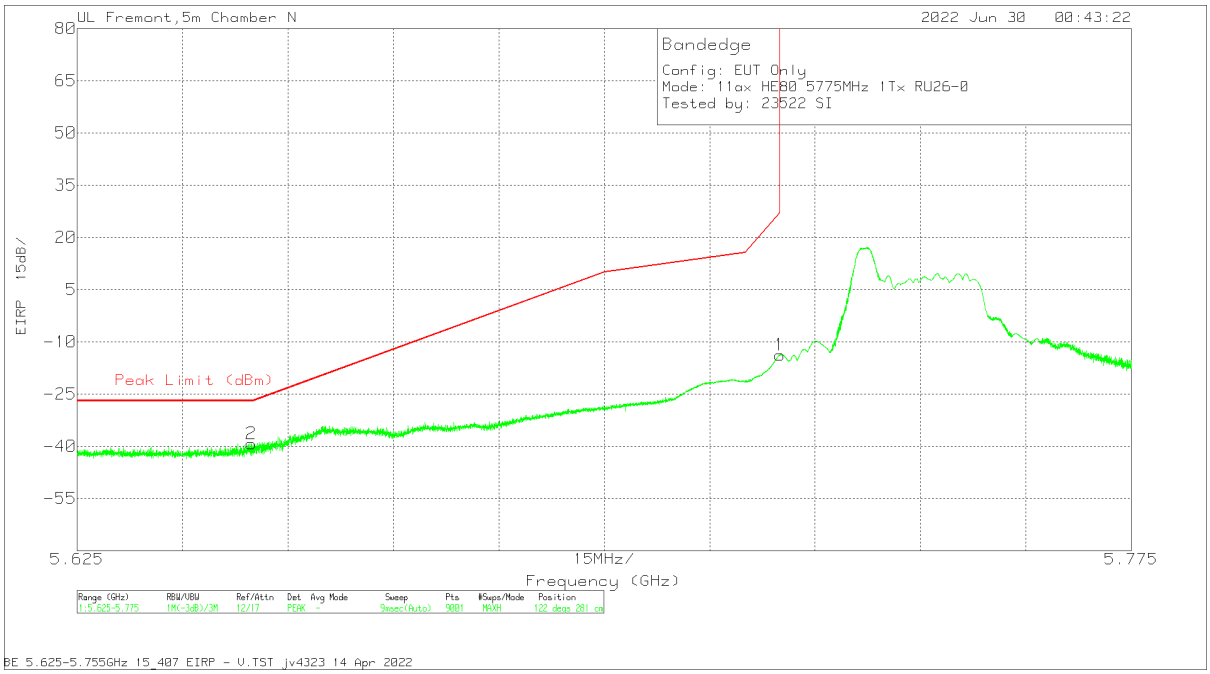

Marker	Frequency (GHz)	Meter Reading (dBm)	Det	AF 84796 (dB/m)	Amp/Cbl/Pad (dB)	Conversion Factor (dB)	Corrected Reading (dBm)	Peak Limit (dBm)	PK Margin (dB)	Azimuth (Degs)	Height (cm)	Polarity
1	5.725	-24.09	Pk	34.9	-36.4	11.8	-13.79	27	-40.79	122	281	V
2	5.649784	-49.44	Pk	35	-36.6	11.8	-39.24	-27	-12.24	122	281	V

Pk - Peak detector

UL VERIFICATION SERVICES
47173 Benicia Street, Fremont, CA 94538; USA TEL:(510) 319-4000 FAX:(510) 661-0888
This report shall not be reproduced except in full, without the written approval of UL VERIFICATION SERVICES

1TX Antenna 6 MODE: 26-Tones, RU Index 36

BANDEDGE (CHANNEL 155 HIGH EDGE)

HORIZONTAL RESULT

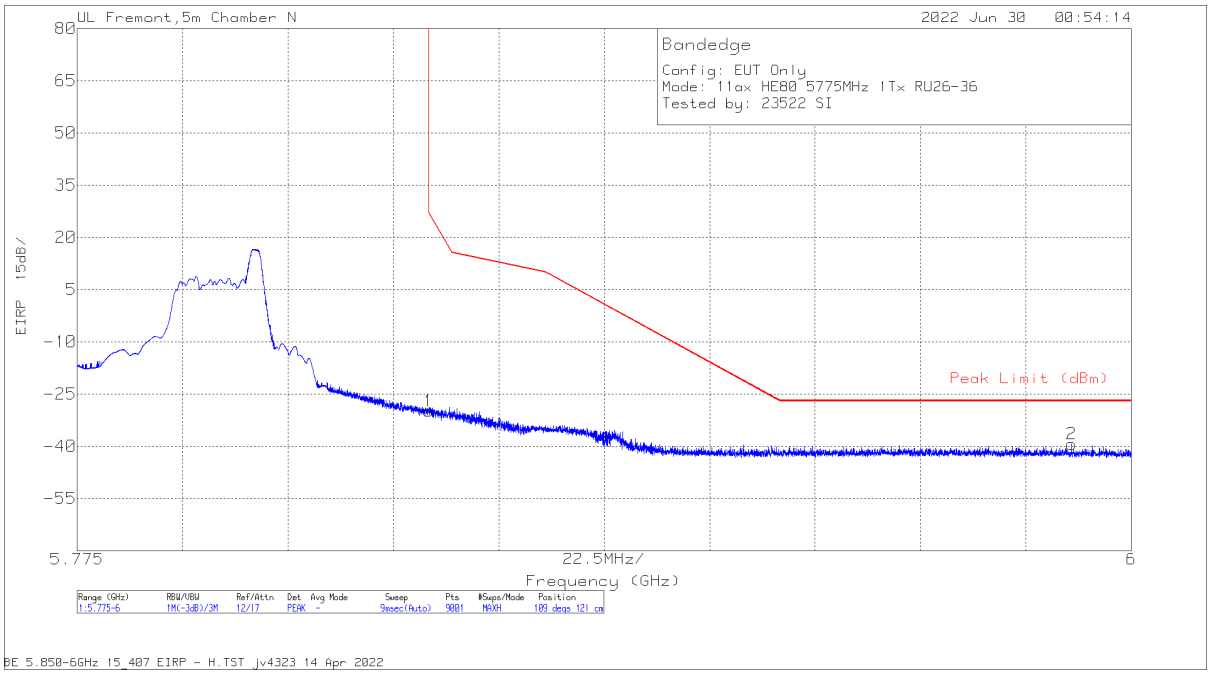

Marker	Frequency (GHz)	Meter Reading (dBm)	Det	AF 84796 (dB/m)	Amp/Cbl/Pad (dB)	Conversion Factor (dB)	Corrected Reading (dBm)	Peak Limit (dBm)	PK Margin (dB)	Azimuth (Degs)	Height (cm)	Polarity
1	5.85	-41.2	Pk	35	-35.5	11.8	-29.9	27	-56.9	109	121	H
2	5.987225	-50.88	Pk	35.2	-35.5	11.8	-39.38	-27	-12.38	109	121	H

Pk - Peak detector

UL VERIFICATION SERVICES
47173 Benicia Street, Fremont, CA 94538; USA TEL:(510) 319-4000 FAX:(510) 661-0888
This report shall not be reproduced except in full, without the written approval of UL VERIFICATION SERVICES

VERTICAL RESULT

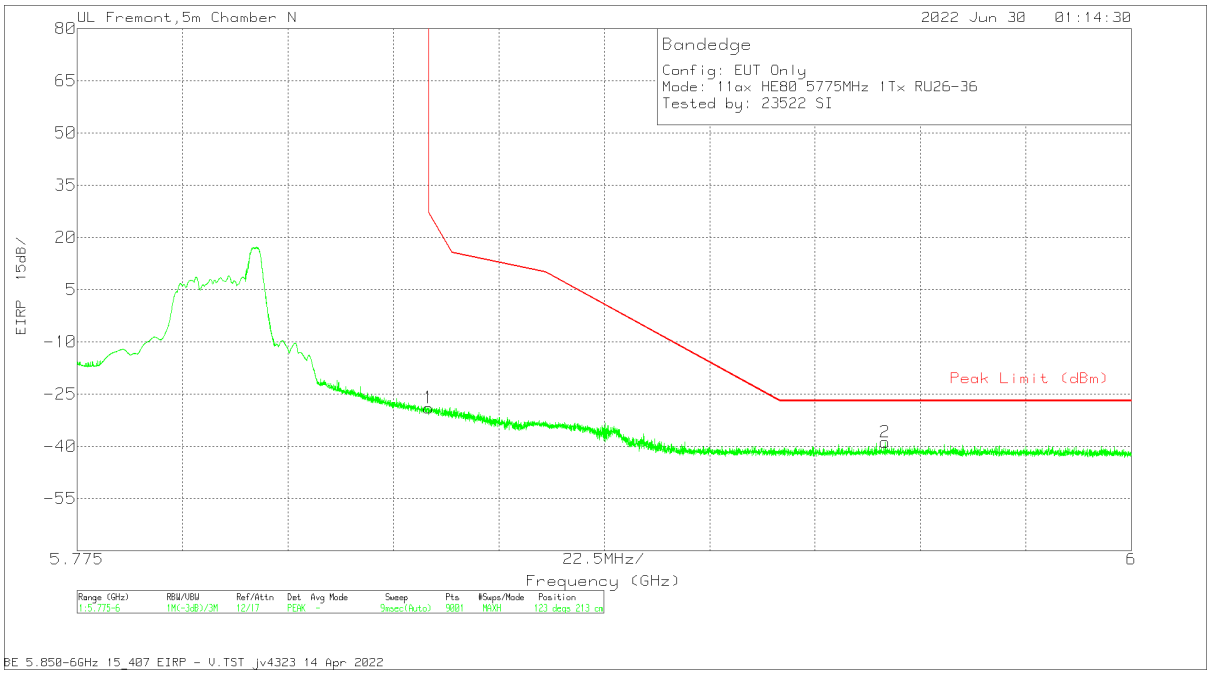

Marker	Frequency (GHz)	Meter Reading (dBm)	Det	AF 84796 (dB/m)	Amp/Cbl/Pad (dB)	Conversion Factor (dB)	Corrected Reading (dBm)	Peak Limit (dBm)	PK Margin (dB)	Azimuth (Degs)	Height (cm)	Polarity
1	5.85	-40.23	Pk	35	-35.5	11.8	-28.93	27	-55.93	123	213	V
2	5.94745	-50.53	Pk	35.2	-35.3	11.8	-38.83	-27	-11.83	123	213	V

Pk - Peak detector

UL VERIFICATION SERVICES
47173 Benicia Street, Fremont, CA 94538; USA TEL:(510) 319-4000 FAX:(510) 661-0888
This report shall not be reproduced except in full, without the written approval of UL VERIFICATION SERVICES

1TX Antenna 6 MODE: SU, Single User

BANDEDGE (CHANNEL 155 LOW EDGE)

HORIZONTAL RESULT

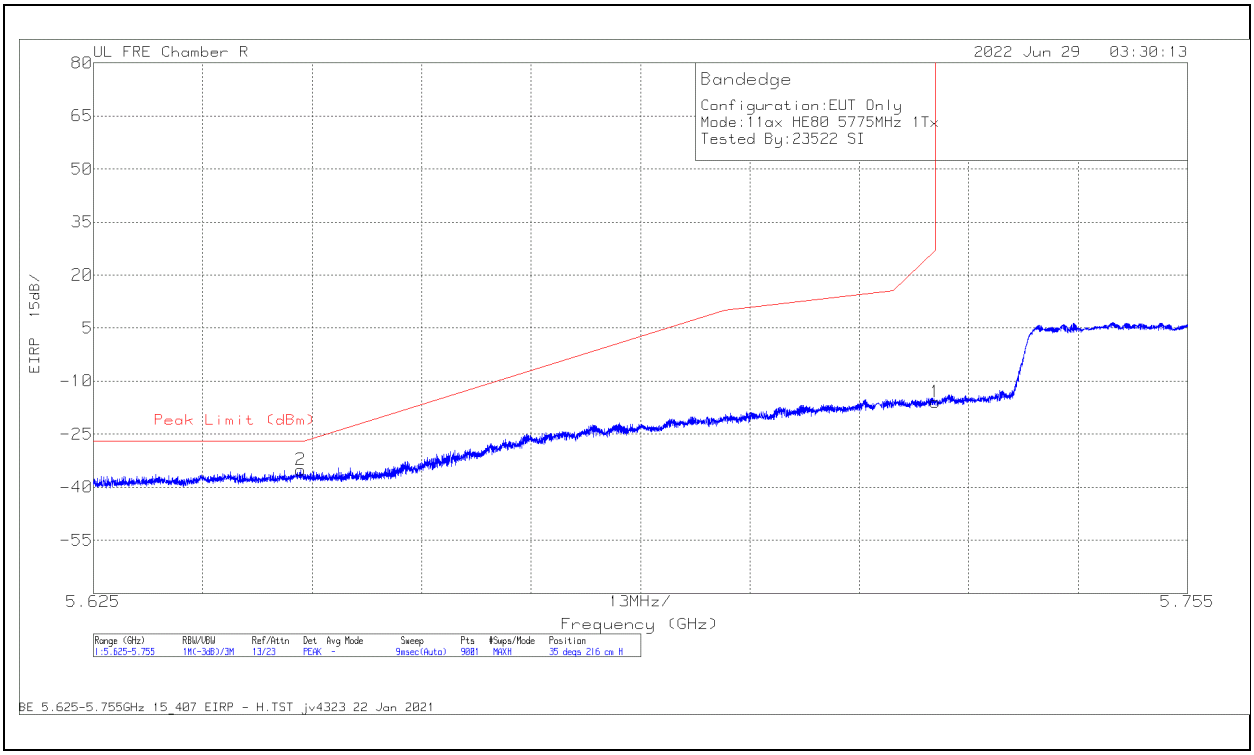

Marker	Frequency (GHz)	Meter Reading (dBm)	Det	200785 ACF (dB)	Amp/Cbl/Fltr/Pad (dB)	Conversion Factor (dB)	Corrected Reading (dBm)	Peak Limit (dBm)	PK Margin (dB)	Azimuth (Degs)	Height (cm)	Polarity
1	5.725	-31.57	Pk	34.8	-31	11.8	-15.97	27	-42.97	35	216	H
2	5.649598	-50.23	Pk	34.7	-31.4	11.8	-35.13	-27	-8.13	35	216	H

Pk - Peak detector

UL VERIFICATION SERVICES
47173 Benicia Street, Fremont, CA 94538; USA TEL:(510) 319-4000 FAX:(510) 661-0888
This report shall not be reproduced except in full, without the written approval of UL VERIFICATION SERVICES

VERTICAL RESULT

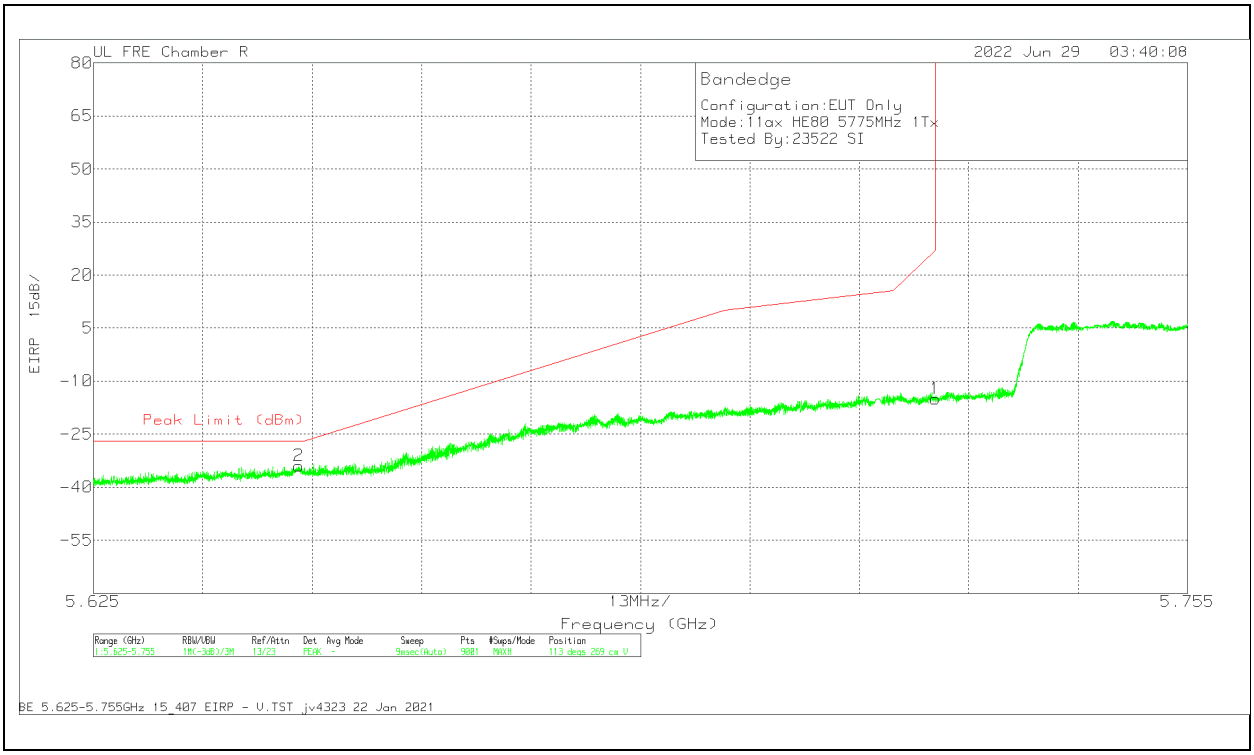

Marker	Frequency (GHz)	Meter Reading (dBm)	Det	200785 ACF (dB)	Amp/Cbl/Fltr/Pad (dB)	Conversion Factor (dB)	Corrected Reading (dBm)	Peak Limit (dBm)	PK Margin (dB)	Azimuth (Degs)	Height (cm)	Polarity
1	5.725	-30.69	Pk	34.8	-31	11.8	-15.09	27	-42.09	113	269	V
2	5.649425	-49.07	Pk	34.7	-31.4	11.8	-33.97	-27	-6.97	113	269	V

Pk - Peak detector

UL VERIFICATION SERVICES
47173 Benicia Street, Fremont, CA 94538; USA TEL:(510) 319-4000 FAX:(510) 661-0888
This report shall not be reproduced except in full, without the written approval of UL VERIFICATION SERVICES

BANDEDGE (CHANNEL 155 HIGH EDGE)

HORIZONTAL RESULT

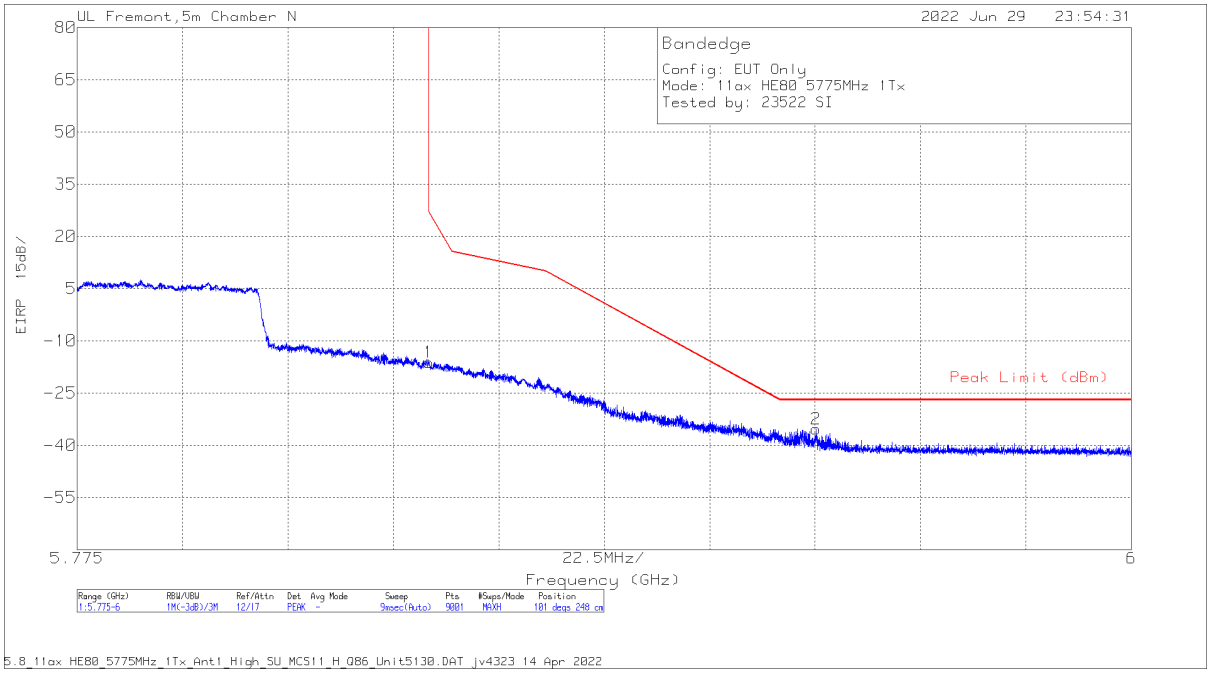

Marker	Frequency (GHz)	Meter Reading (dBm)	Det	AF 84796 (dB/m)	Amp/Cbl/Pad (dB)	Conversion Factor (dB)	Corrected Reading (dBm)	Peak Limit (dBm)	PK Margin (dB)	Azimuth (Degs)	Height (cm)	Polarity
1	5.85	-27.49	Pk	35	-35.5	11.8	-16.19	27	-43.19	101	248	H
2	5.9327	-46.96	Pk	35.2	-35.4	11.8	-35.36	-27	-8.36	101	248	H

Pk - Peak detector

UL VERIFICATION SERVICES
47173 Benicia Street, Fremont, CA 94538; USA TEL:(510) 319-4000 FAX:(510) 661-0888
This report shall not be reproduced except in full, without the written approval of UL VERIFICATION SERVICES

VERTICAL RESULT

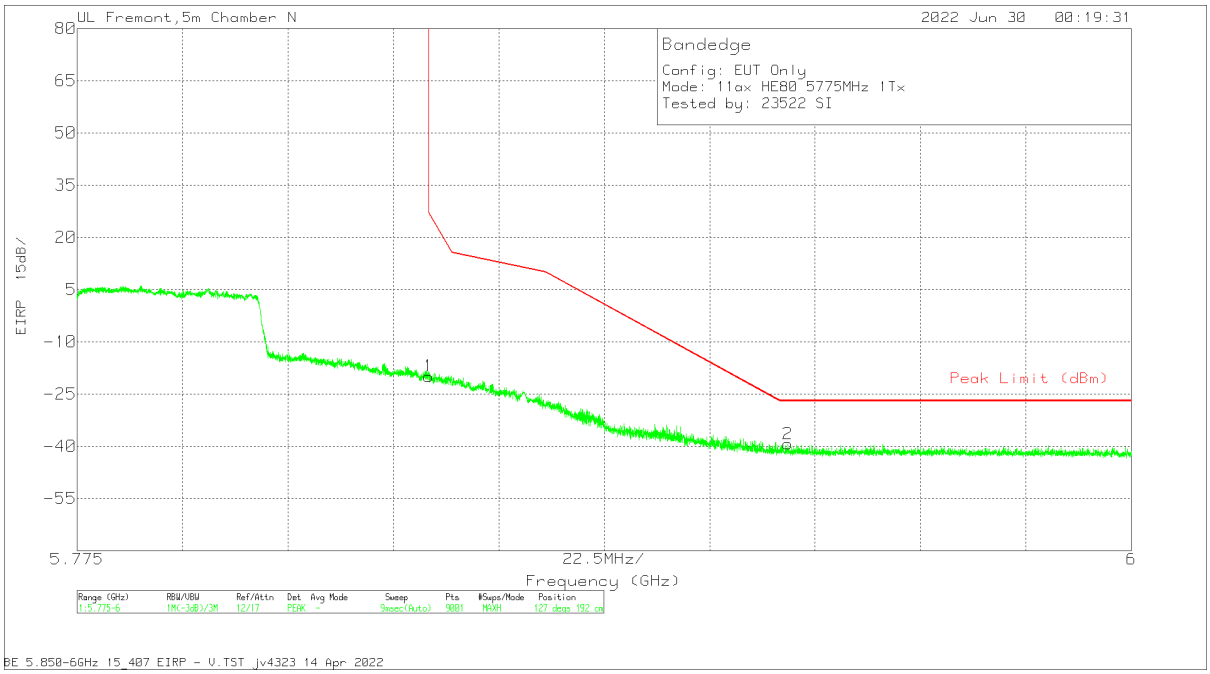

Marker	Frequency (GHz)	Meter Reading (dBm)	Det	AF 84796 (dB/m)	Amp/Cbl/Pad (dB)	Conversion Factor (dB)	Corrected Reading (dBm)	Peak Limit (dBm)	PK Margin (dB)	Azimuth (Degs)	Height (cm)	Polarity
1	5.85	-31.18	Pk	35	-35.5	11.8	-19.88	27	-46.88	127	192	V
2	5.926675	-51.04	Pk	35.2	-35.3	11.8	-39.34	-27	-12.34	127	192	V

Pk - Peak detector

UL VERIFICATION SERVICES
47173 Benicia Street, Fremont, CA 94538; USA TEL:(510) 319-4000 FAX:(510) 661-0888
This report shall not be reproduced except in full, without the written approval of UL VERIFICATION SERVICES

1TX Antenna 5 MODE: 26-Tones, RU Index 0

BANDEDGE (CHANNEL 155 LOW EDGE)

HORIZONTAL RESULT

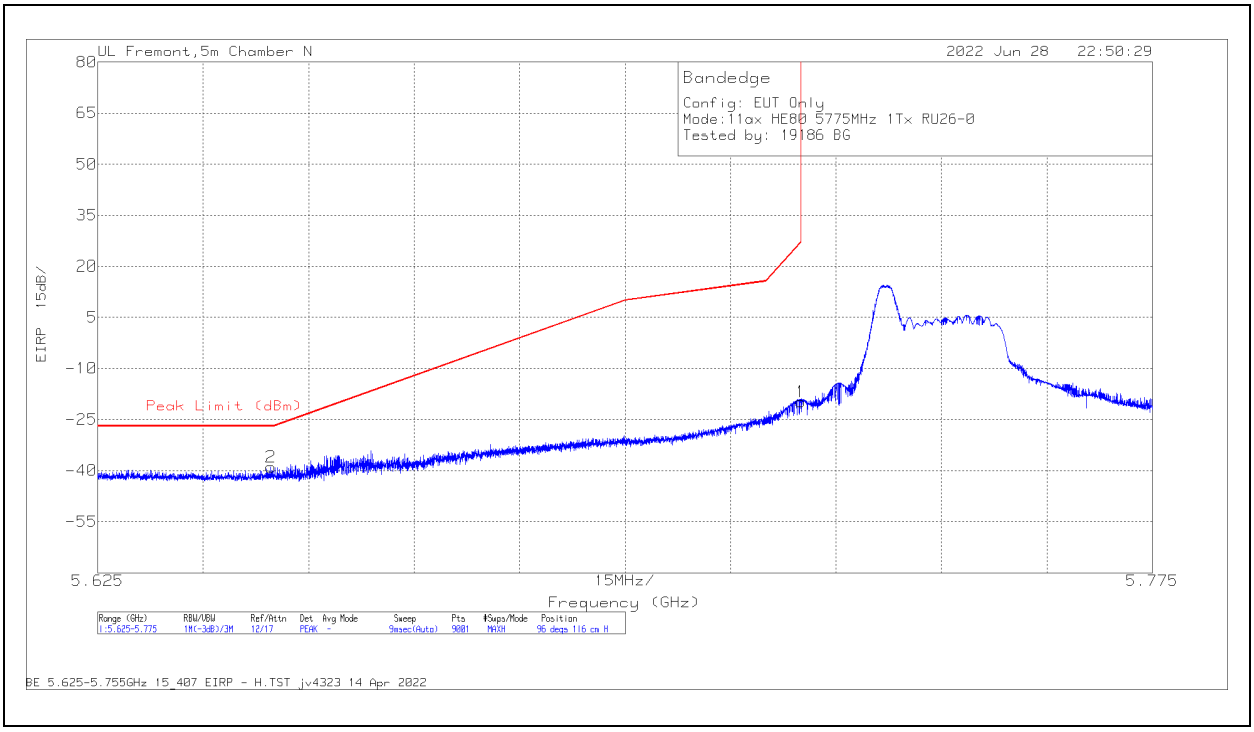

Marker	Frequency (GHz)	Meter Reading (dBm)	Det	AF 84796 (dB/m)	Amp/Cbl/Pad (dB)	Conversion Factor (dB)	Corrected Reading (dBm)	Peak Limit (dBm)	PK Margin (dB)	Azimuth (Degs)	Height (cm)	Polarity
1	5.725	-30.06	Pk	34.9	-36.4	11.8	-19.76	27	-46.76	96	116	H
2	5.649634	-49.16	Pk	35	-36.6	11.8	-38.96	-27	-11.96	96	116	H

Pk - Peak detector

UL VERIFICATION SERVICES
47173 Benicia Street, Fremont, CA 94538; USA TEL:(510) 319-4000 FAX:(510) 661-0888
This report shall not be reproduced except in full, without the written approval of UL VERIFICATION SERVICES

VERTICAL RESULT

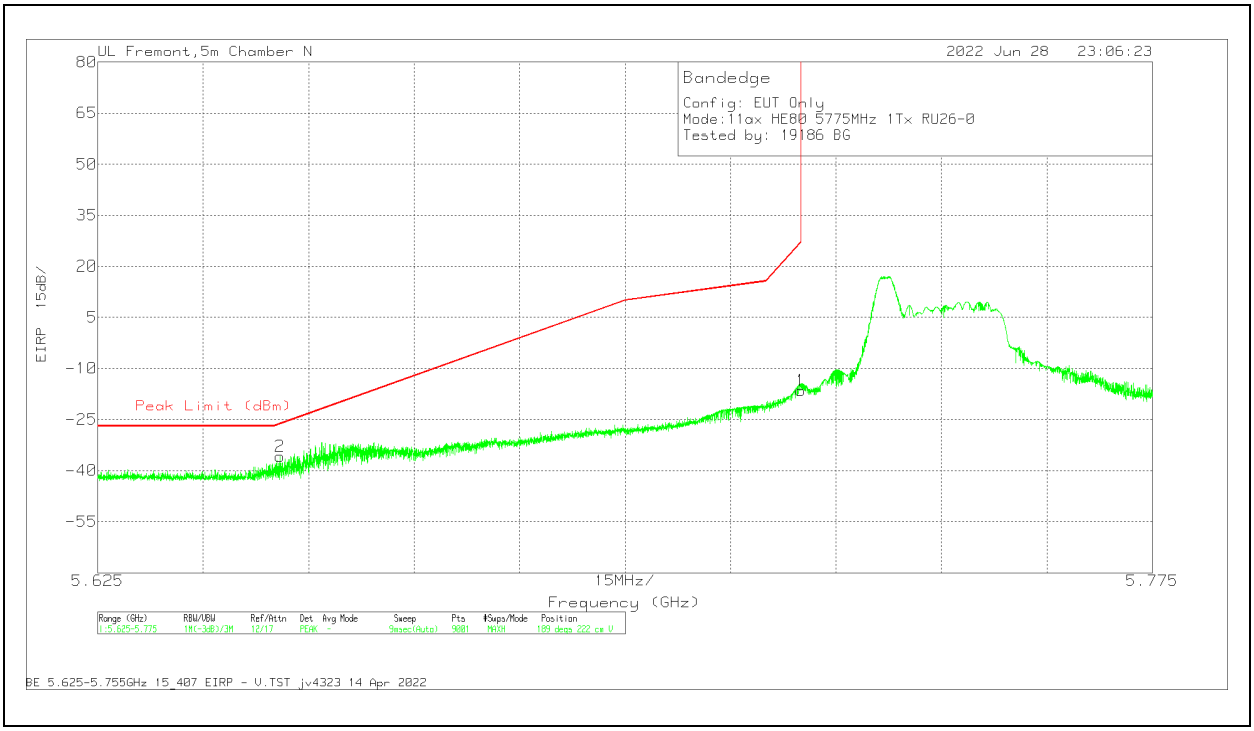

Marker	Frequency (GHz)	Meter Reading (dBm)	Det	AF 84796 (dB/m)	Amp/Cbl/Pad (dB)	Conversion Factor (dB)	Corrected Reading (dBm)	Peak Limit (dBm)	PK Margin (dB)	Azimuth (Degs)	Height (cm)	Polarity
1	5.725	-26.74	Pk	34.9	-36.4	11.8	-16.44	27	-43.44	189	222	V
2	5.650901	-45.96	Pk	35	-36.7	11.8	-35.86	-26.33	-9.53	189	222	V

Pk - Peak detector

UL VERIFICATION SERVICES
47173 Benicia Street, Fremont, CA 94538; USA TEL:(510) 319-4000 FAX:(510) 661-0888
This report shall not be reproduced except in full, without the written approval of UL VERIFICATION SERVICES

1TX Antenna 5 MODE: 26-Tones, RU Index 36

BANDEDGE (CHANNEL 155 HIGH EDGE)

HORIZONTAL RESULT

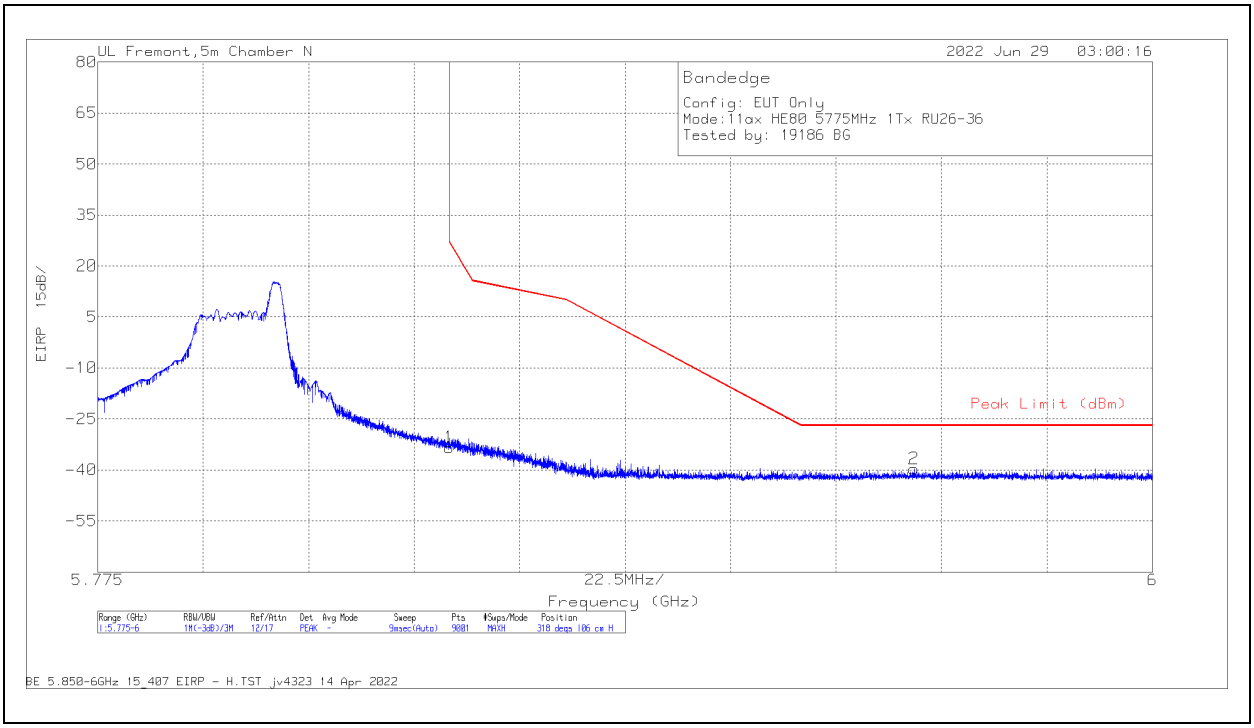

Marker	Frequency (GHz)	Meter Reading (dBm)	Det	AF 84796 (dB/m)	Amp/Cbl/Pad (dB)	Conversion Factor (dB)	Corrected Reading (dBm)	Peak Limit (dBm)	PK Margin (dB)	Azimuth (Degs)	Height (cm)	Polarity
1	5.85	-44.64	Pk	35	-35.5	11.8	-33.34	27	-60.34	318	106	H
2	5.949125	-51.3	Pk	35.2	-35.3	11.8	-39.6	-27	-12.6	318	106	H

Pk - Peak detector

UL VERIFICATION SERVICES
47173 Benicia Street, Fremont, CA 94538; USA TEL:(510) 319-4000 FAX:(510) 661-0888
This report shall not be reproduced except in full, without the written approval of UL VERIFICATION SERVICES

VERTICAL RESULT

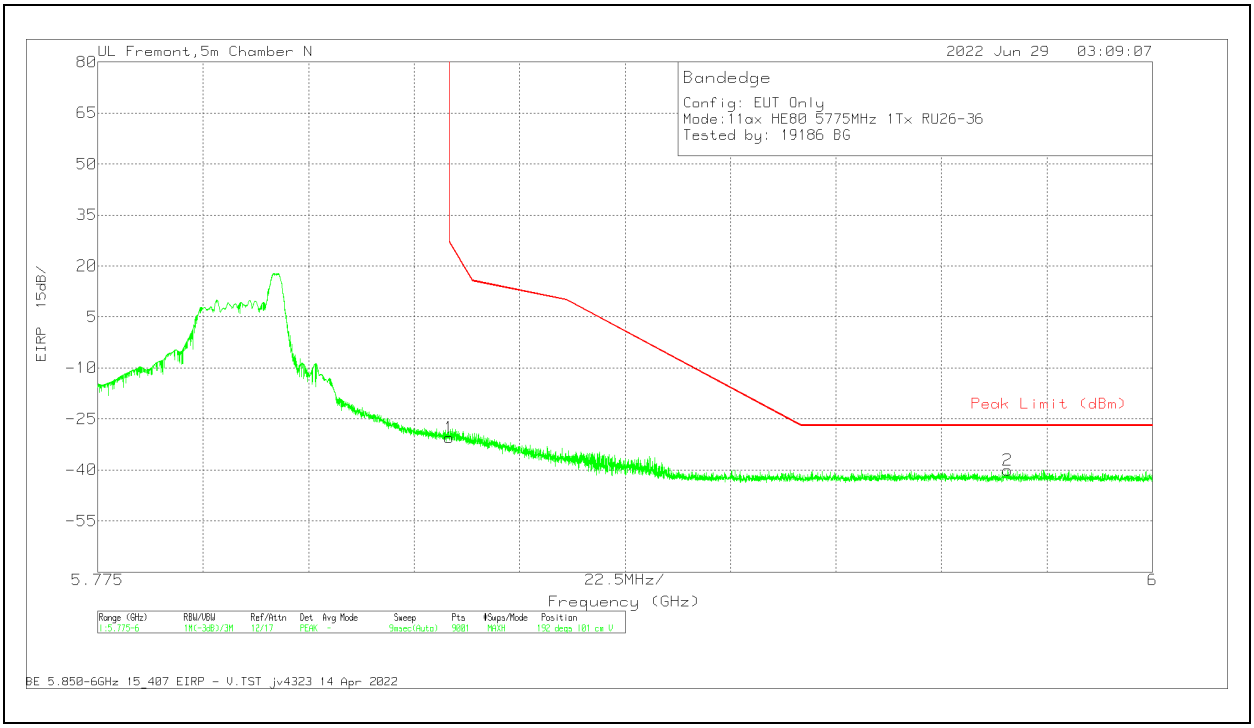

Marker	Frequency (GHz)	Meter Reading (dBm)	Det	AF 84796 (dB/m)	Amp/Cbl/Pad (dB)	Conversion Factor (dB)	Corrected Reading (dBm)	Peak Limit (dBm)	PK Margin (dB)	Azimuth (Degs)	Height (cm)	Polarity
1	5.85	-41.76	Pk	35	-35.5	11.8	-30.46	27	-57.46	192	101	V
2	5.969175	-51.73	Pk	35.2	-35.3	11.8	-40.03	-27	-13.03	192	101	V

Pk - Peak detector

UL VERIFICATION SERVICES
47173 Benicia Street, Fremont, CA 94538; USA TEL:(510) 319-4000 FAX:(510) 661-0888
This report shall not be reproduced except in full, without the written approval of UL VERIFICATION SERVICES

1TX Antenna 5 MODE: SU, Single User

BANDEDGE (CHANNEL 155 LOW EDGE)

HORIZONTAL RESULT

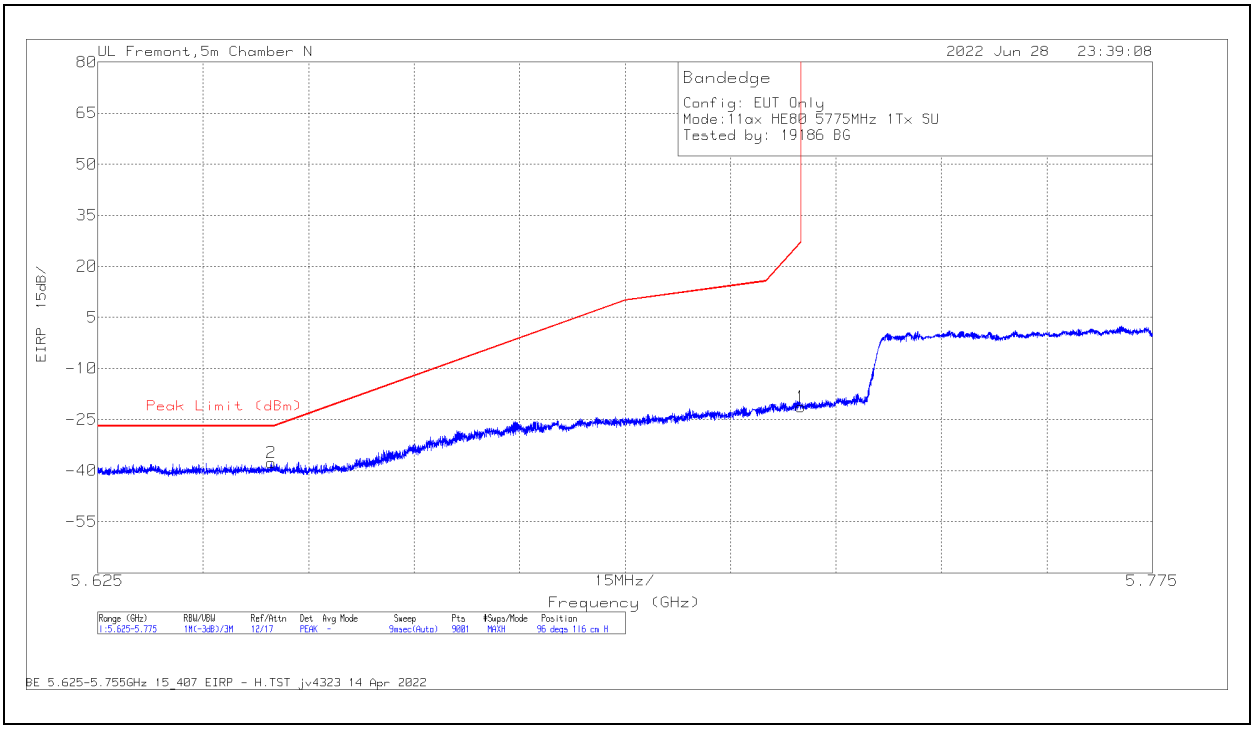

Marker	Frequency (GHz)	Meter Reading (dBm)	Det	AF 84796 (dB/m)	Amp/Cbl/Pad (dB)	Conversion Factor (dB)	Corrected Reading (dBm)	Peak Limit (dBm)	PK Margin (dB)	Azimuth (Degs)	Height (cm)	Polarity
1	5.725	-31.54	Pk	34.9	-36.4	11.8	-21.24	27	-48.24	96	116	H
2	5.649684	-47.89	Pk	35	-36.6	11.8	-37.69	-27	-10.69	96	116	H

Pk - Peak detector

UL VERIFICATION SERVICES
47173 Benicia Street, Fremont, CA 94538; USA TEL:(510) 319-4000 FAX:(510) 661-0888
This report shall not be reproduced except in full, without the written approval of UL VERIFICATION SERVICES

VERTICAL RESULT

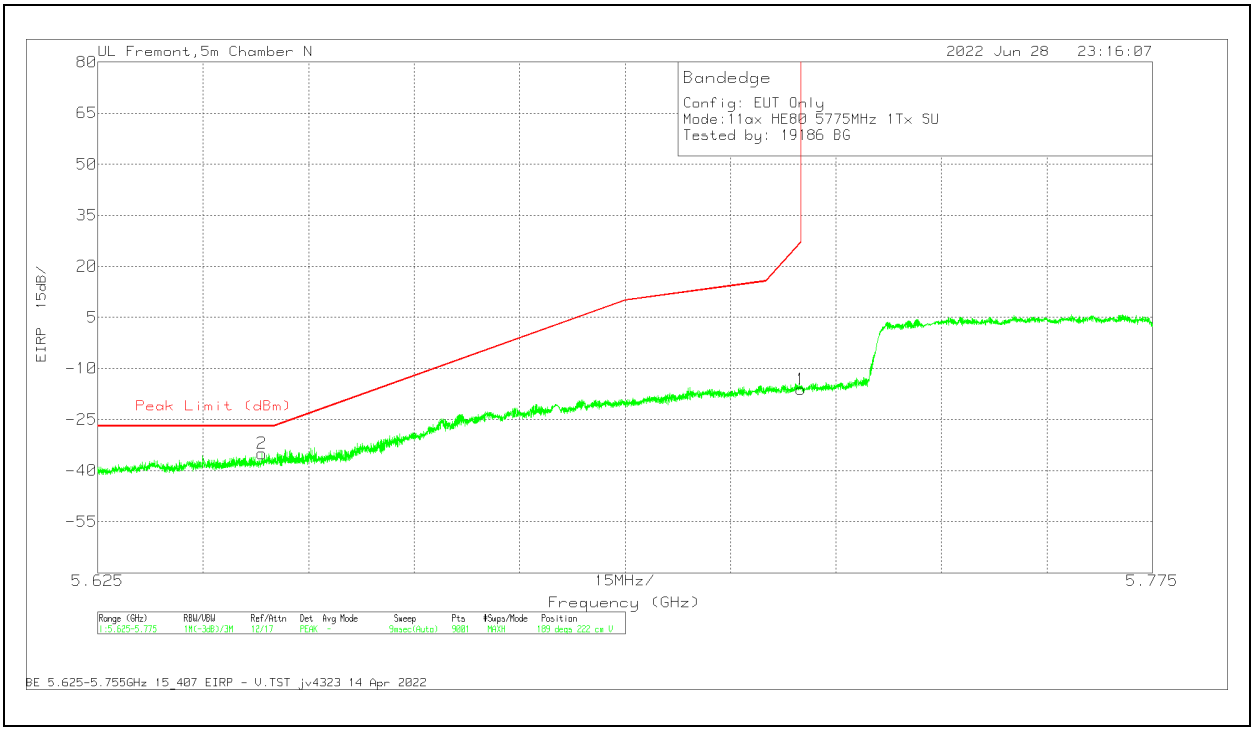

Marker	Frequency (GHz)	Meter Reading (dBm)	Det	AF 84796 (dB/m)	Amp/Cbl/Pad (dB)	Conversion Factor (dB)	Corrected Reading (dBm)	Peak Limit (dBm)	PK Margin (dB)	Azimuth (Degs)	Height (cm)	Polarity
1	5.725	-26.42	Pk	34.9	-36.4	11.8	-16.12	27	-43.12	189	222	V
2	5.648334	-45.09	Pk	35	-36.7	11.8	-34.99	-27	-7.99	189	222	V

Pk - Peak detector

UL VERIFICATION SERVICES
47173 Benicia Street, Fremont, CA 94538; USA TEL:(510) 319-4000 FAX:(510) 661-0888
This report shall not be reproduced except in full, without the written approval of UL VERIFICATION SERVICES

BANDEDGE (CHANNEL 155 HIGH EDGE)

HORIZONTAL RESULT

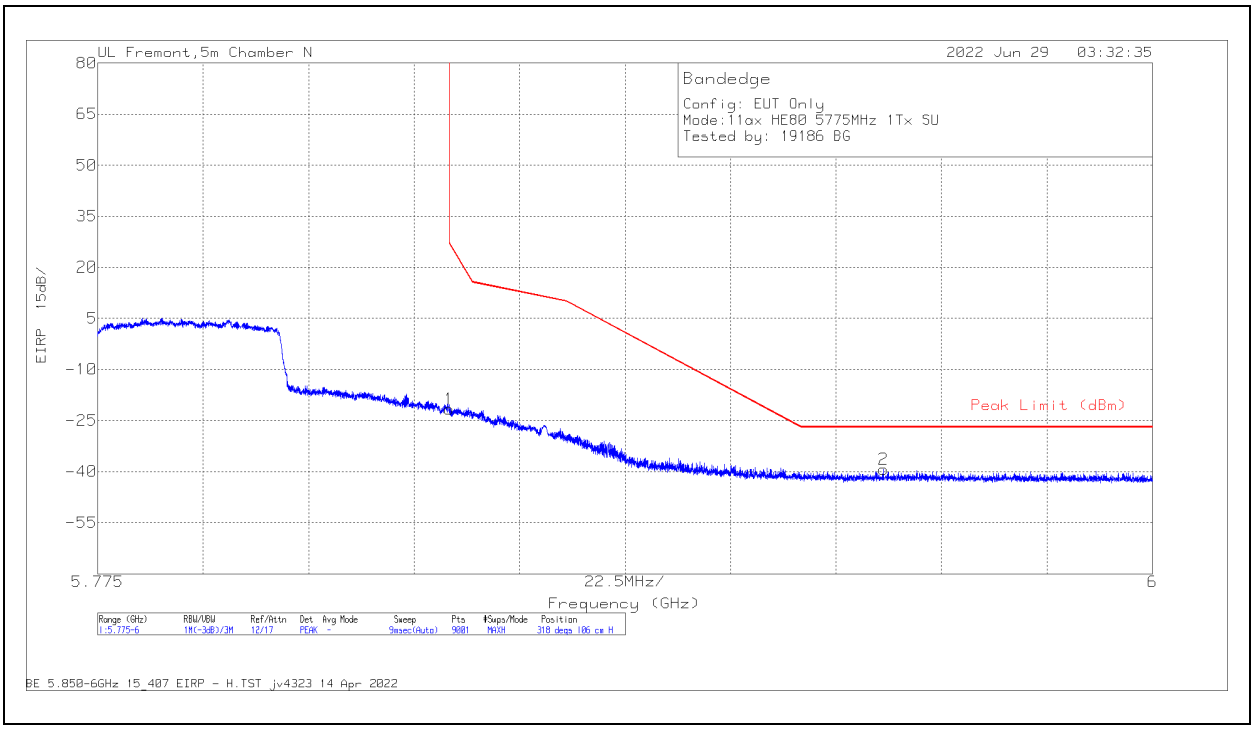

Marker	Frequency (GHz)	Meter Reading (dBm)	Det	AF 84796 (dB/m)	Amp/Cbl/Pad (dB)	Conversion Factor (dB)	Corrected Reading (dBm)	Peak Limit (dBm)	PK Margin (dB)	Azimuth (Degs)	Height (cm)	Polarity
1	5.85	-32.99	Pk	35	-35.5	11.8	-21.69	27	-48.69	318	106	H
2	5.942575	-50.84	Pk	35.2	-35.5	11.8	-39.34	-27	-12.34	318	106	H

Pk - Peak detector

UL VERIFICATION SERVICES
47173 Benicia Street, Fremont, CA 94538; USA TEL:(510) 319-4000 FAX:(510) 661-0888
This report shall not be reproduced except in full, without the written approval of UL VERIFICATION SERVICES

VERTICAL RESULT

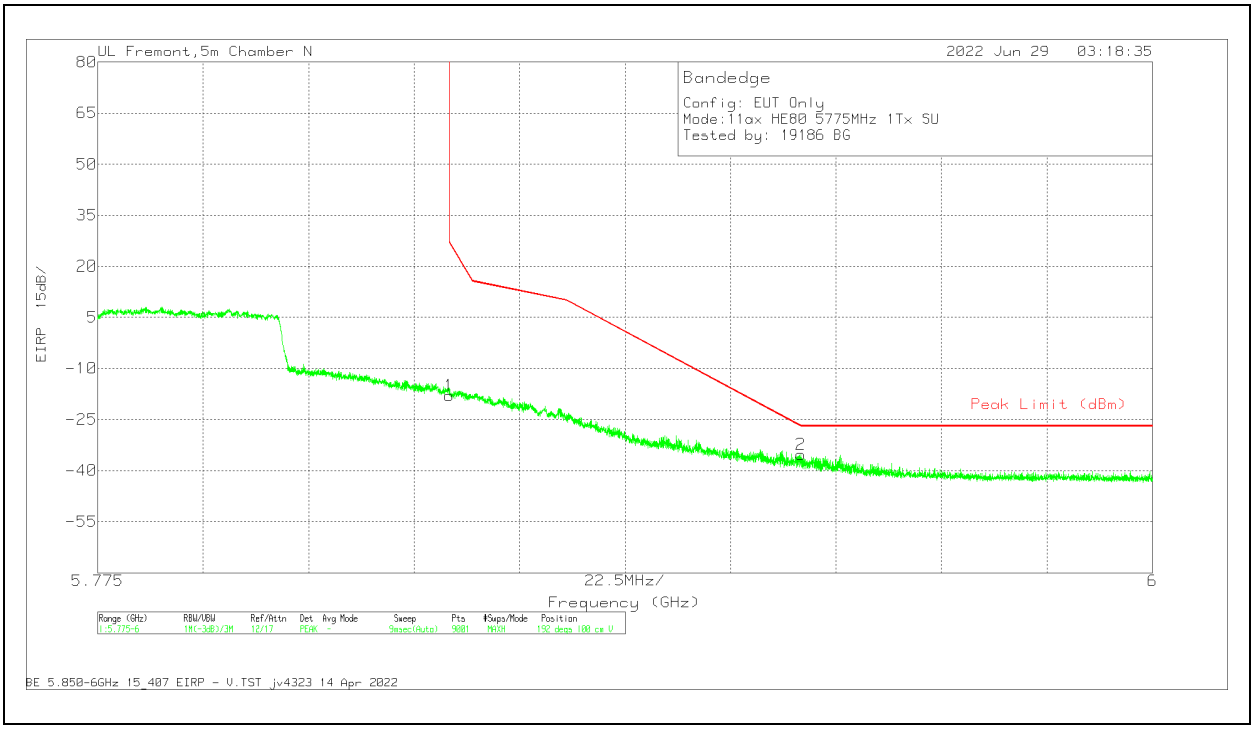

Marker	Frequency (GHz)	Meter Reading (dBm)	Det	AF 84796 (dB/m)	Amp/Cbl/Pad (dB)	Conversion Factor (dB)	Corrected Reading (dBm)	Peak Limit (dBm)	PK Margin (dB)	Azimuth (Degs)	Height (cm)	Polarity
1	5.85	-29.28	Pk	35	-35.5	11.8	-17.98	27	-44.98	192	101	V
2	5.92495	-46.85	Pk	35.2	-35.4	11.8	-35.25	-26.96	-8.29	192	101	V

Pk - Peak detector

UL VERIFICATION SERVICES
47173 Benicia Street, Fremont, CA 94538; USA TEL:(510) 319-4000 FAX:(510) 661-0888
This report shall not be reproduced except in full, without the written approval of UL VERIFICATION SERVICES

2TX Antenna 6 + Antenna 5 OFDMA MODE: 26-Tones, RU Index 0

BANDEDGE (CHANNEL 155 LOW EDGE)

HORIZONTAL RESULT

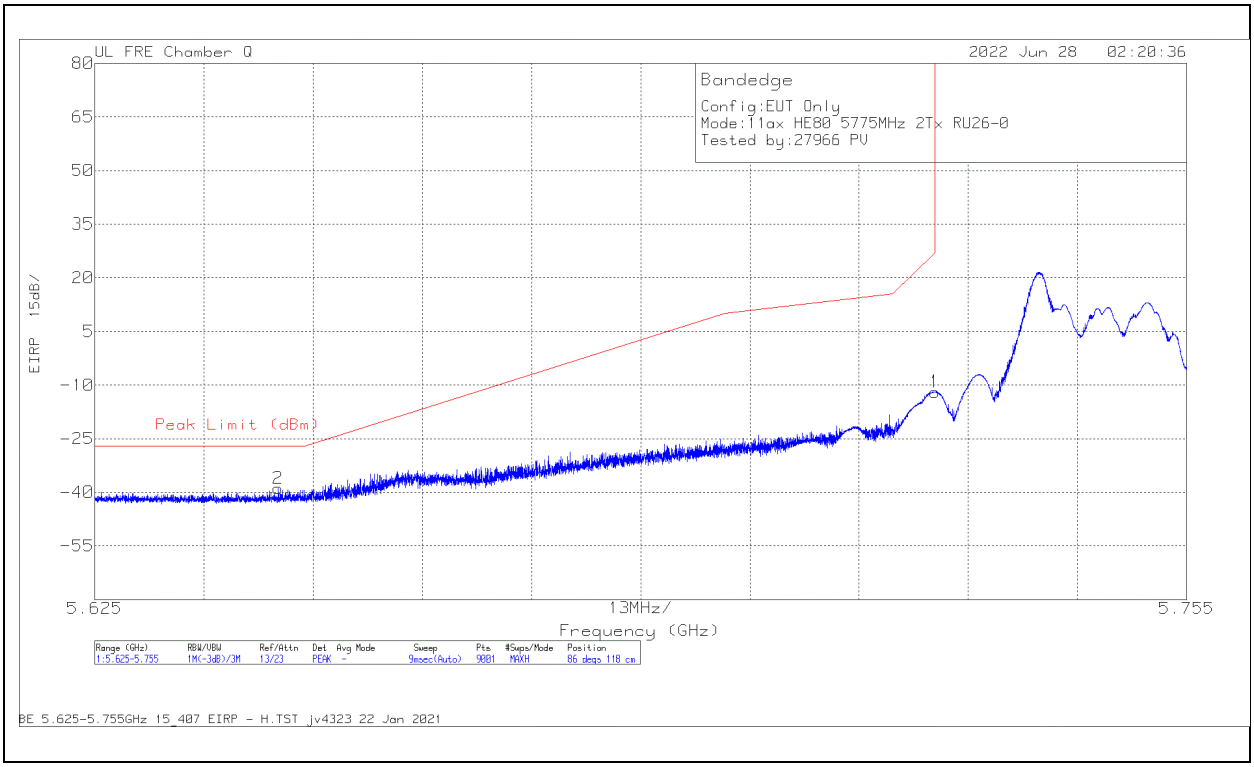

Marker	Frequency (GHz)	Meter Reading (dBm)	Det	AF 200895 (dB/m)	Amp/Cbl/Fltr/ Pad (dB)	Conversion Factor (dB)	Corrected Reading (dBm)	Peak Limit (dBm)	PK Margin (dB)	Azimuth (Degs)	Height (cm)	Polarity
1	5.725	-28.55	Pk	34.7	-29.9	11.8	-11.95	27	-38.95	86	118	H
2	5.646839	-55.33	Pk	34.6	-30	11.8	-38.93	-27	-11.93	86	118	H

Pk - Peak detector

UL VERIFICATION SERVICES
47173 Benicia Street, Fremont, CA 94538; USA TEL:(510) 319-4000 FAX:(510) 661-0888
This report shall not be reproduced except in full, without the written approval of UL VERIFICATION SERVICES

VERTICAL RESULT

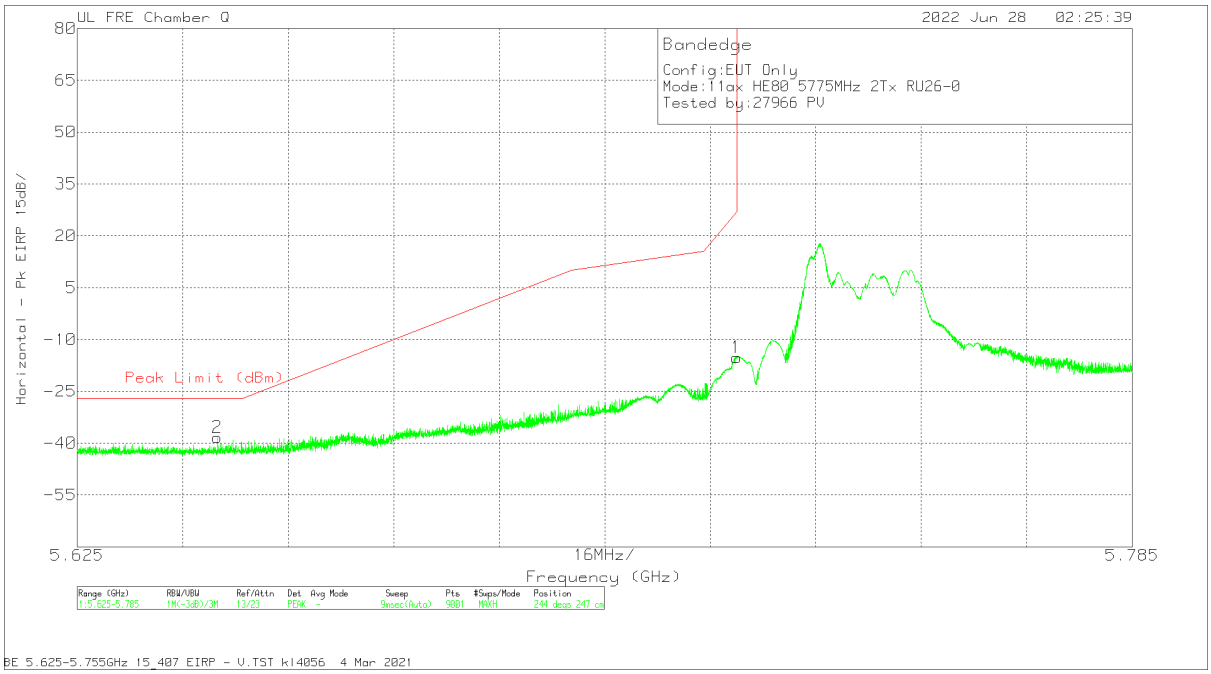

Marker	Frequency (GHz)	Meter Reading (dBm)	Det	AF 200895 (dB/m)	Amp/Cbl/Fltr/ Pad (dB)	Conversion Factor (dB)	Corrected Reading (dBm)	Peak Limit (dBm)	PK Margin (dB)	Azimuth (Degs)	Height (cm)	Polarity
1	5.725	-31.82	Pk	34.7	-29.9	11.8	-15.22	27	-42.22	244	247	V
2	5.646245	-54.72	Pk	34.6	-30	11.8	-38.32	-27	-11.32	244	247	V

Pk - Peak detector

UL VERIFICATION SERVICES
47173 Benicia Street, Fremont, CA 94538; USA TEL:(510) 319-4000 FAX:(510) 661-0888
This report shall not be reproduced except in full, without the written approval of UL VERIFICATION SERVICES

HARMONICS AND SPURIOUS EMISSIONS

MID CHANNEL RESULTS

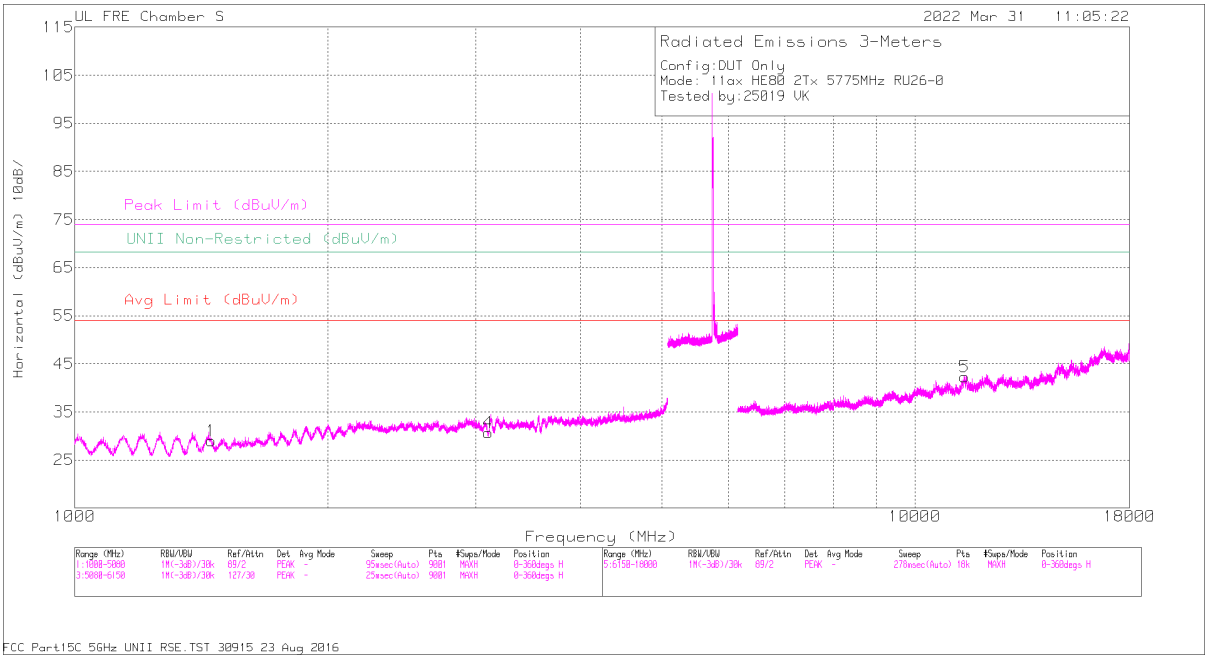

HORIZONTAL

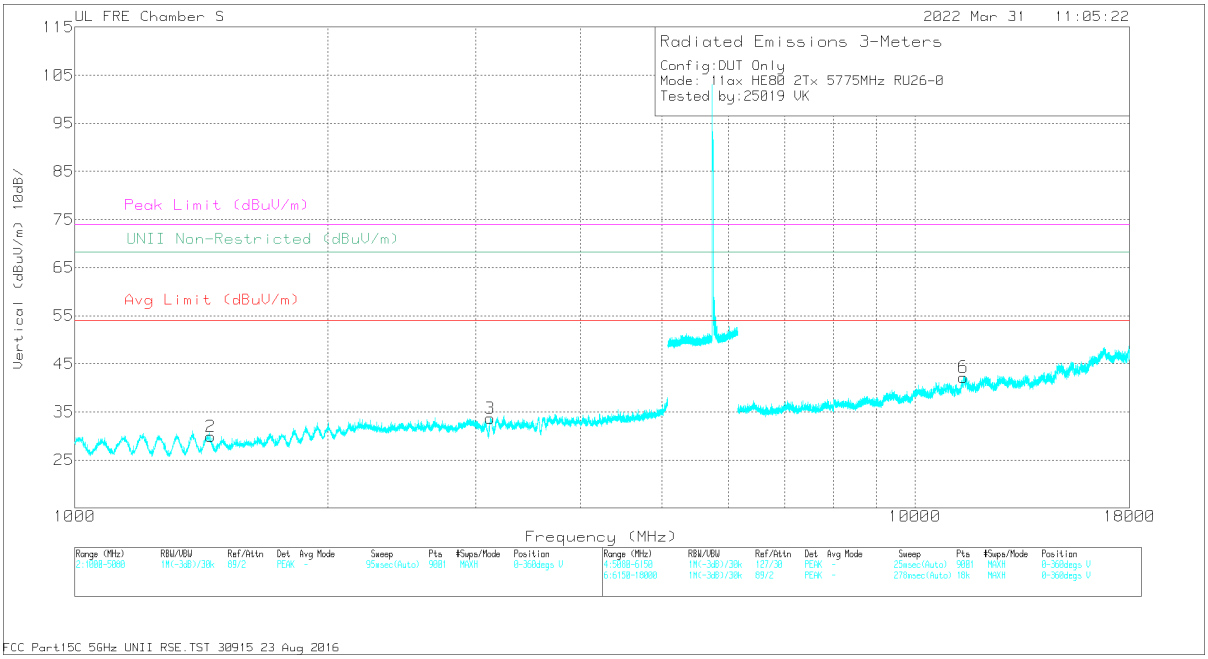

VERTICAL

UL VERIFICATION SERVICES
47173 Benicia Street, Fremont, CA 94538; USA TEL:(510) 319-4000 FAX:(510) 661-0888
This report shall not be reproduced except in full, without the written approval of UL VERIFICATION SERVICES

RADIATED EMISSIONS

Marker	Frequency (MHz)	Meter Reading (dBuV)	Det	AF 206807 (dB/m)	Amp/Cbl/Fltr/Pad (dB)	Corrected Reading (dBuV/m)	Avg Limit (dBuV/m)	Margin (dB)	Peak Limit (dBuV/m)	PK Margin (dB)	UNII Non-Restricted (dBuV/m)	PK Margin (dB)	Azimuth (Degs)	Height (cm)	Polarity
1	1453.626	44.03	ADR	28.7	-45	27.73	54	-26.27	-	-	-	-	230	246	H
	1454.943	55.37	PK-U	28.6	-45	38.97	-	-	74	-35.03	-	-	230	246	H
2	1448.771	44.46	ADR	28.7	-44.9	28.26	54	-25.74	-	-	-	-	9	225	V
	1452.074	55.97	PK-U	28.7	-45	39.67	-	-	74	-34.33	-	-	9	225	V
3	3124.246	53.36	PK-U	32.8	-41.8	44.36	-	-	-	-	68.2	-23.84	142	152	V
4	3105.772	50.47	PK-U	32.7	-41.8	41.37	-	-	-	-	68.2	-26.83	92	219	H
5	11463.392	35.37	ADR	38.1	-34	39.47	54	-14.53	-	-	-	-	283	237	H
	11463.433	47.03	PK-U	38.1	-34	51.13	-	-	74	-22.87	-	-	283	237	H
6	11422.52	47.27	PK-U	38.1	-34.2	51.17	-	-	74	-22.83	-	-	270	121	V
	11424.719	35.43	ADR	38.1	-34.1	39.43	54	-14.57	-	-	-	-	270	121	V

PK-U - U-NII: Maximum Peak
ADR - U-NII AD primary method, RMS average

UL VERIFICATION SERVICES
47173 Benicia Street, Fremont, CA 94538; USA TEL:(510) 319-4000 FAX:(510) 661-0888
This report shall not be reproduced except in full, without the written approval of UL VERIFICATION SERVICES

2TX Antenna 6 + Antenna 5 OFDMA MODE: 26-Tones, RU Index 36

BANDEDGE (CHANNEL 155 HIGH EDGE)

HORIZONTAL RESULT

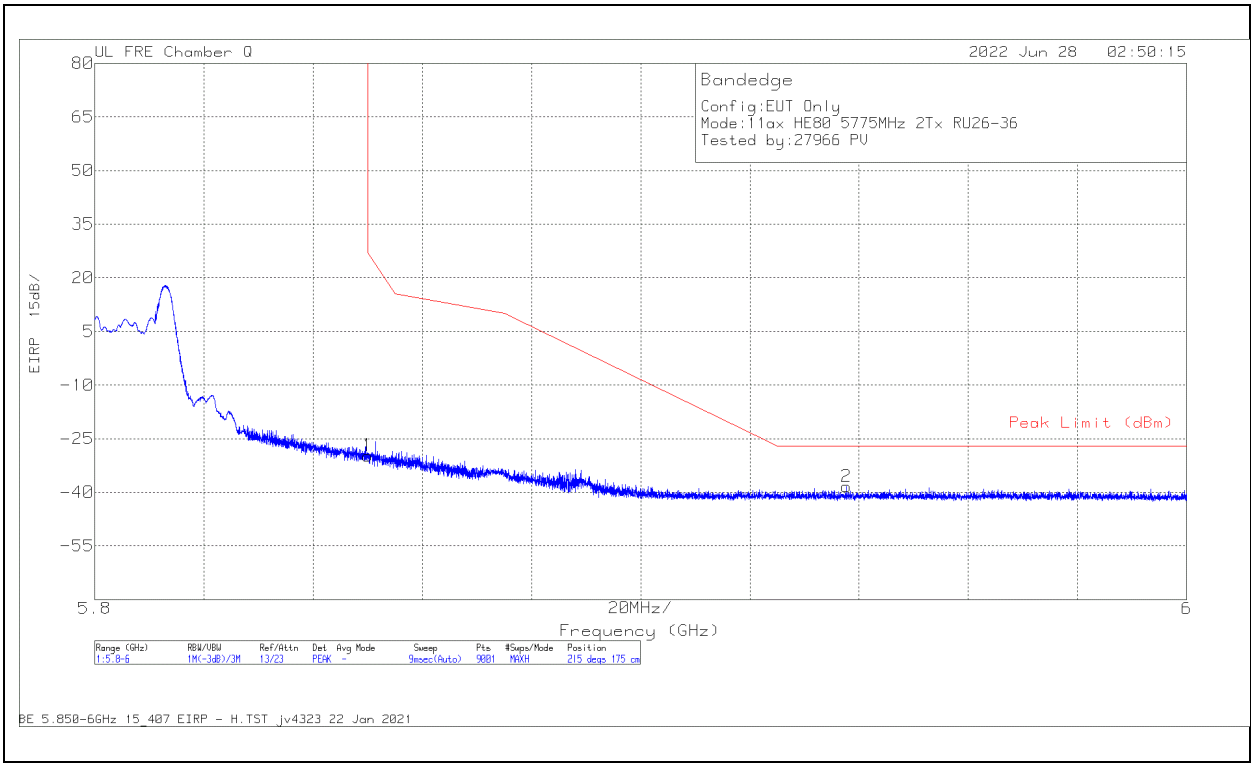

Marker	Frequency (GHz)	Meter Reading (dBm)	Det	AF 200895 (dB/m)	Amp/Cbl/Fltr/ Pad (dB)	Conversion Factor (dB)	Corrected Reading (dBm)	Peak Limit (dBm)	PK Margin (dB)	Azimuth (Degs)	Height (cm)	Polarity
1	5.85	-46.94	Pk	34.9	-29.5	11.8	-29.74	27	-56.74	215	175	H
2	5.937665	-55.99	Pk	35.1	-29.3	11.8	-38.39	-27	-11.39	215	175	H

Pk - Peak detector

UL VERIFICATION SERVICES
47173 Benicia Street, Fremont, CA 94538; USA TEL:(510) 319-4000 FAX:(510) 661-0888
This report shall not be reproduced except in full, without the written approval of UL VERIFICATION SERVICES

VERTICAL RESULT

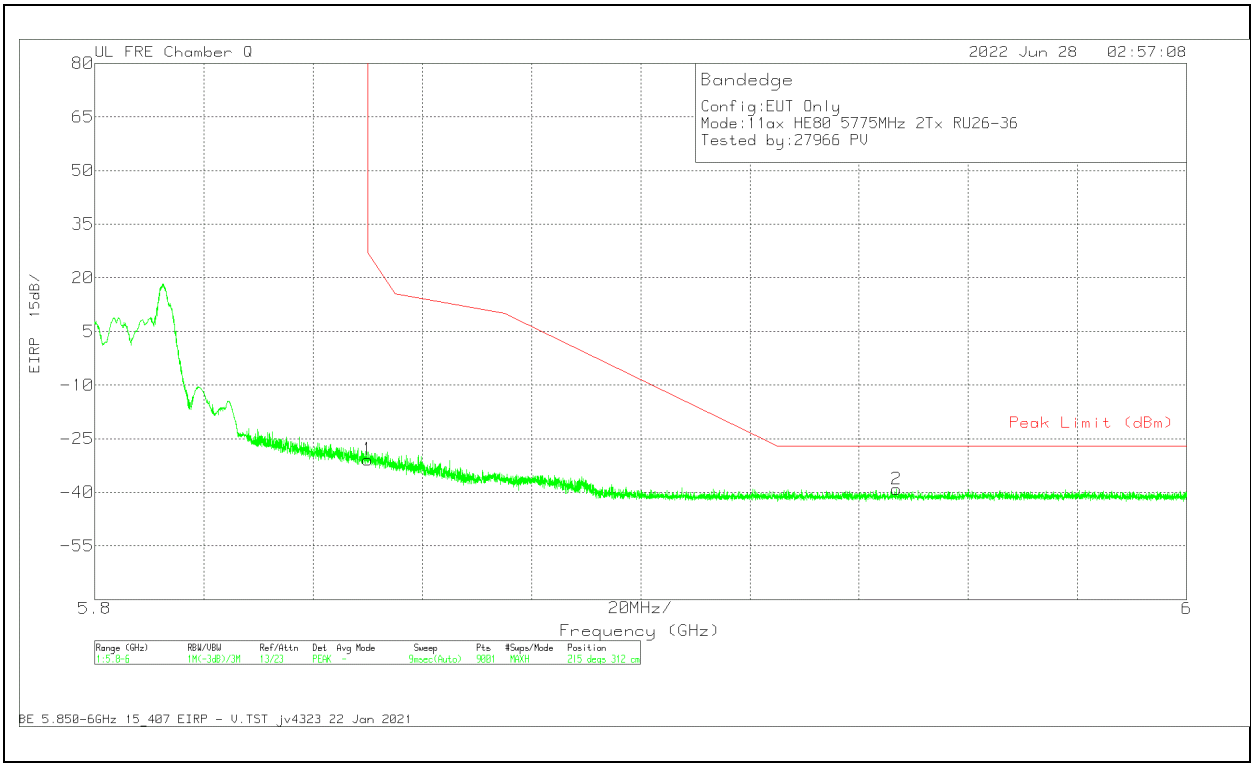

Marker	Frequency (GHz)	Meter Reading (dBm)	Det	AF 200895 (dB/m)	Amp/Cbl/Fltr/ Pad (dB)	Conversion Factor (dB)	Corrected Reading (dBm)	Peak Limit (dBm)	PK Margin (dB)	Azimuth (Degs)	Height (cm)	Polarity
1	5.85	-48.05	Pk	34.9	-29.5	11.8	-30.85	27	-57.85	215	312	V
2	5.946865	-56.9	Pk	35.2	-29.2	11.8	-39.1	-27	-12.1	215	312	V

Pk - Peak detector

UL VERIFICATION SERVICES
47173 Benicia Street, Fremont, CA 94538; USA TEL:(510) 319-4000 FAX:(510) 661-0888

This report shall not be reproduced except in full, without the written approval of UL VERIFICATION SERVICES

2TX Antenna 6 + Antenna 5 OFDMA MODE: SU, Single User

BANDEDGE (CHANNEL 155 LOW EDGE)

HORIZONTAL RESULT

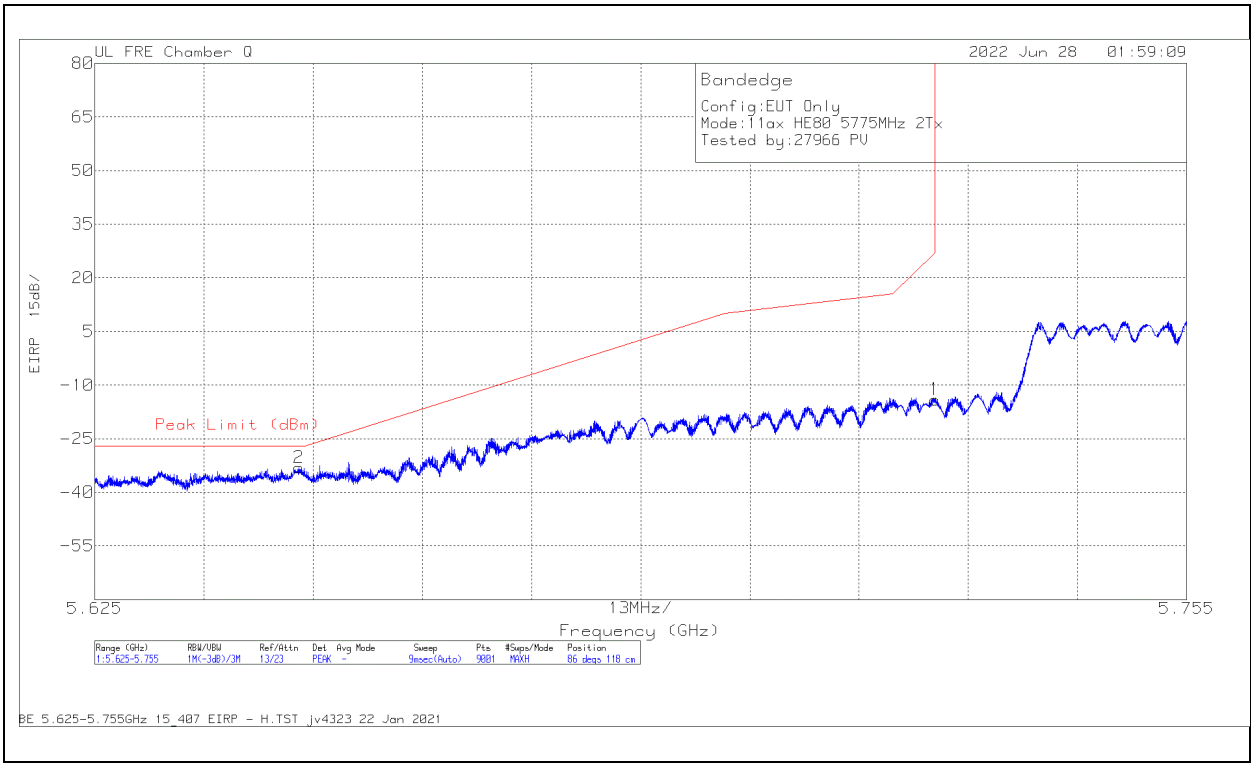

Marker	Frequency (GHz)	Meter Reading (dBm)	Det	AF 200895 (dB/m)	Amp/Cbl/Fltr/ Pad (dB)	Conversion Factor (dB)	Corrected Reading (dBm)	Peak Limit (dBm)	PK Margin (dB)	Azimuth (Degs)	Height (cm)	Polarity
1	5.725	-30.71	Pk	34.7	-29.9	11.8	-14.11	27	-41.11	86	118	H
2	5.649309	-49.49	Pk	34.6	-30	11.8	-33.09	-27	-6.09	86	118	H

Pk - Peak detector

UL VERIFICATION SERVICES
47173 Benicia Street, Fremont, CA 94538; USA TEL:(510) 319-4000 FAX:(510) 661-0888
This report shall not be reproduced except in full, without the written approval of UL VERIFICATION SERVICES

VERTICAL RESULT

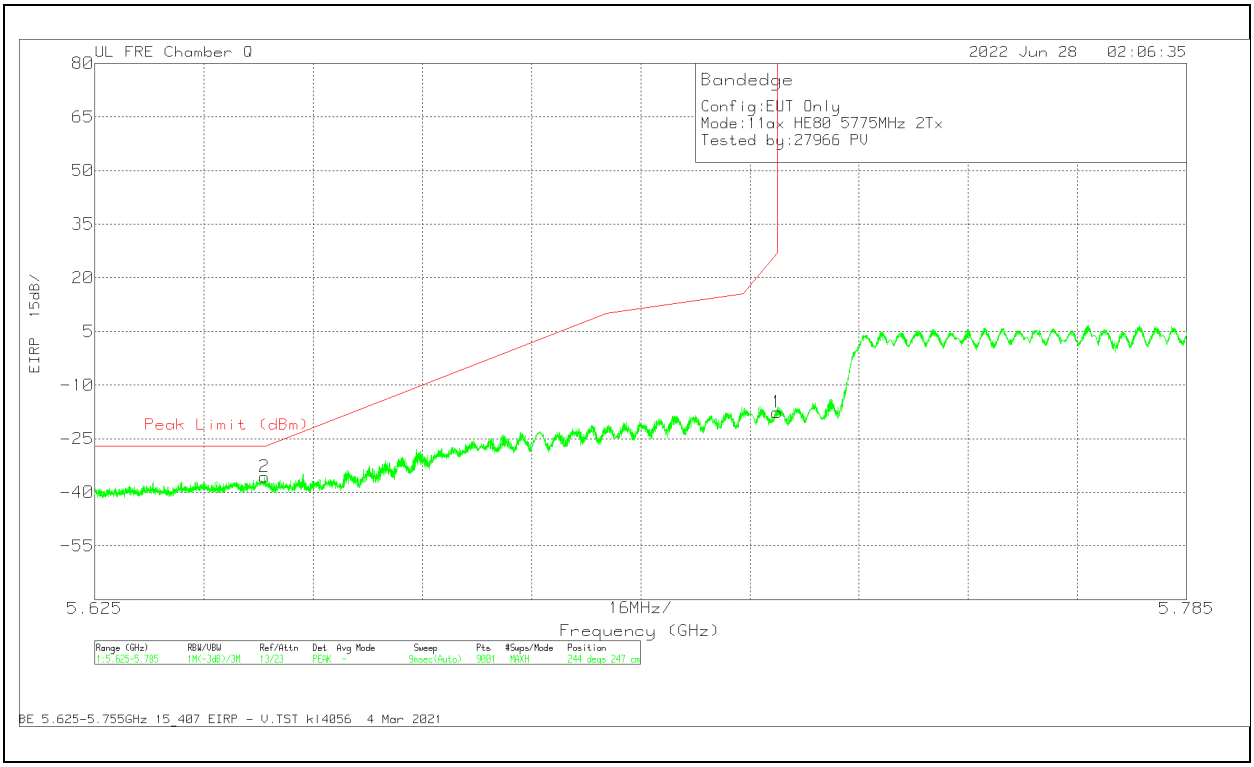

Marker	Frequency (GHz)	Meter Reading (dBm)	Det	AF 200895 (dB/m)	Amp/Cbl/Fltr/ Pad (dB)	Conversion Factor (dB)	Corrected Reading (dBm)	Peak Limit (dBm)	PK Margin (dB)	Azimuth (Degs)	Height (cm)	Polarity
1	5.725	-34.21	Pk	34.7	-29.9	11.8	-17.61	27	-44.61	244	247	V
2	5.649889	-52.07	Pk	34.6	-30	11.8	-35.67	-27	-8.67	244	247	V

Pk - Peak detector

UL VERIFICATION SERVICES
47173 Benicia Street, Fremont, CA 94538; USA TEL:(510) 319-4000 FAX:(510) 661-0888
This report shall not be reproduced except in full, without the written approval of UL VERIFICATION SERVICES

BANDEDGE (CHANNEL 155 HIGH EDGE)

HORIZONTAL RESULT

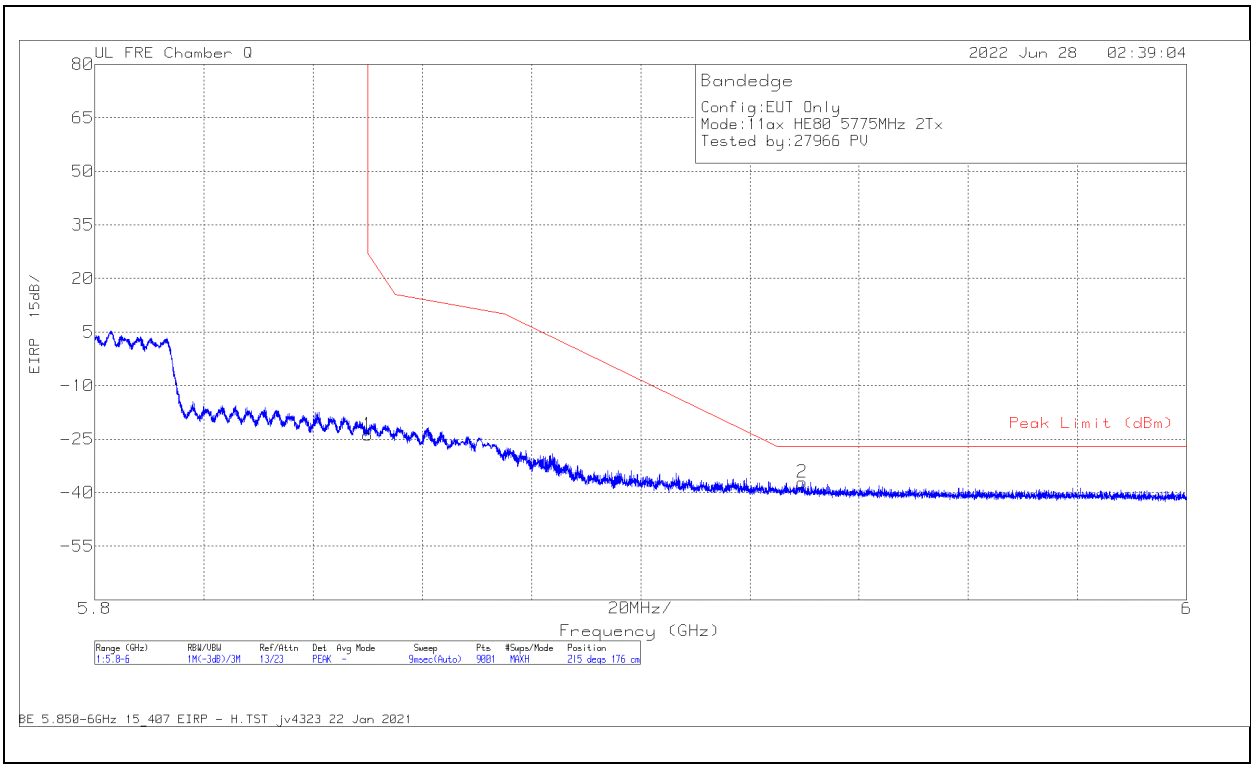

Marker	Frequency (GHz)	Meter Reading (dBm)	Det	AF 200895 (dB/m)	Amp/Cbl/Fltr/ Pad (dB)	Conversion Factor (dB)	Corrected Reading (dBm)	Peak Limit (dBm)	PK Margin (dB)	Azimuth (Degs)	Height (cm)	Polarity
1	5.85	-40.92	Pk	34.9	-29.5	11.8	-23.72	27	-50.72	215	176	H
2	5.929576	-54.56	Pk	35.1	-29.4	11.8	-37.06	-27	-10.06	215	176	H

Pk - Peak detector

UL VERIFICATION SERVICES
47173 Benicia Street, Fremont, CA 94538; USA TEL:(510) 319-4000 FAX:(510) 661-0888
This report shall not be reproduced except in full, without the written approval of UL VERIFICATION SERVICES

VERTICAL RESULT

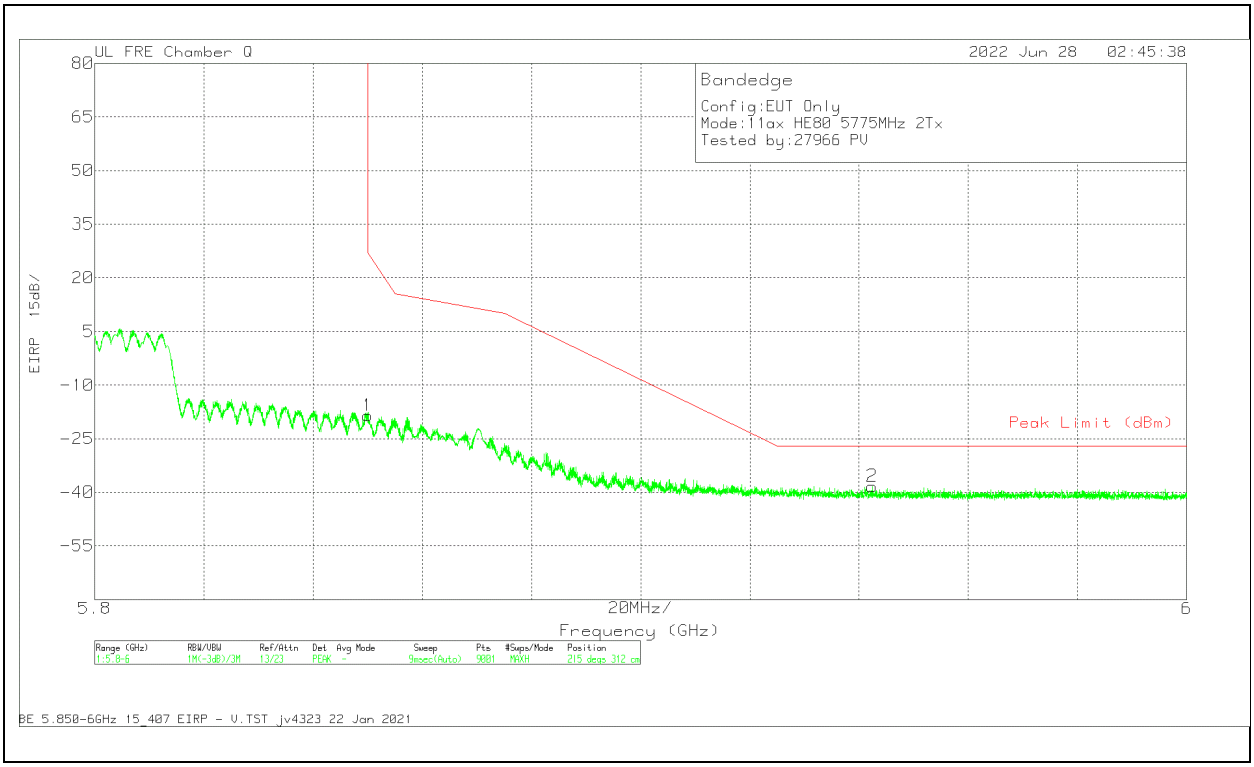

Marker	Frequency (GHz)	Meter Reading (dBm)	Det	AF 200895 (dB/m)	Amp/Cbl/Fltr/ Pad (dB)	Conversion Factor (dB)	Corrected Reading (dBm)	Peak Limit (dBm)	PK Margin (dB)	Azimuth (Degs)	Height (cm)	Polarity
1	5.85	-35.75	Pk	34.9	-29.5	11.8	-18.55	27	-45.55	215	312	V
2	5.942399	-56.05	Pk	35.2	-29.3	11.8	-38.35	-27	-11.35	215	312	V

Pk - Peak detector

UL VERIFICATION SERVICES
47173 Benicia Street, Fremont, CA 94538; USA TEL:(510) 319-4000 FAX:(510) 661-0888
This report shall not be reproduced except in full, without the written approval of UL VERIFICATION SERVICES

HARMONICS AND SPURIOUS EMISSIONS

MID CHANNEL RESULTS

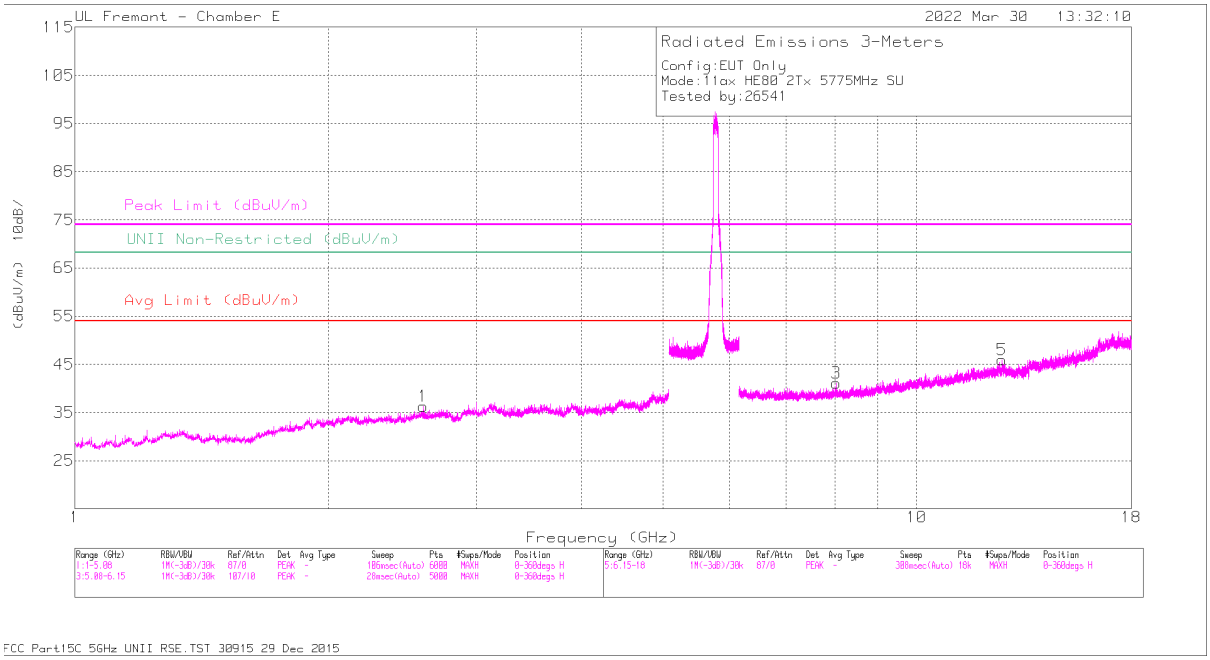

HORIZONTAL

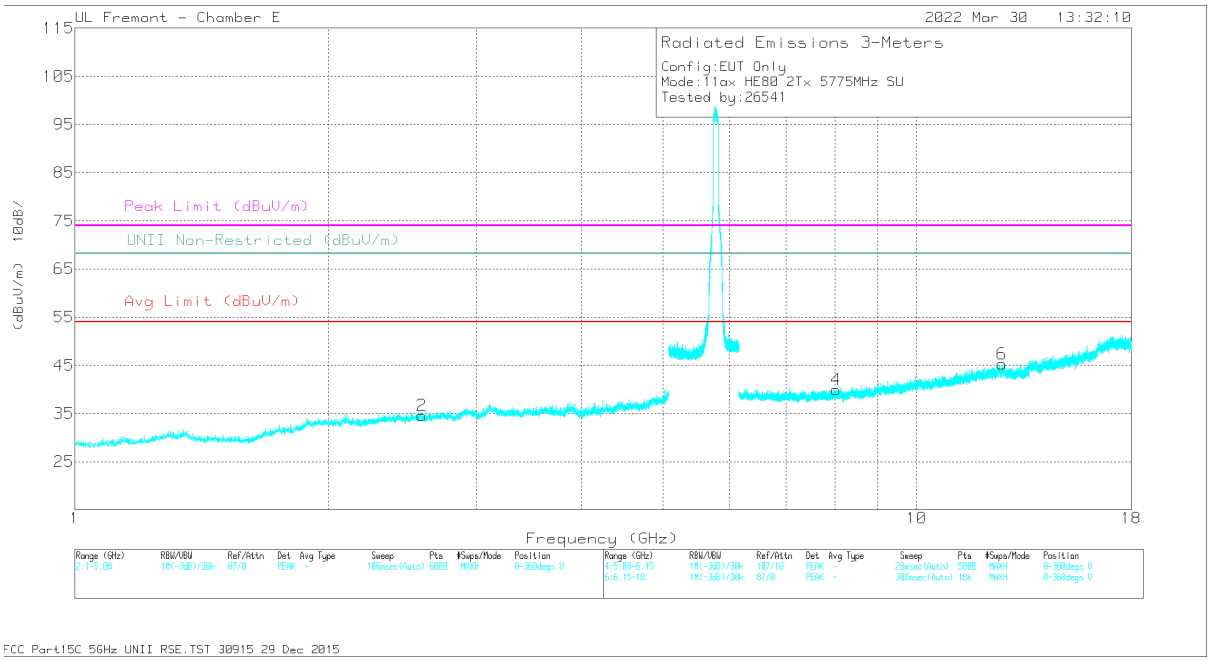

VERTICAL

UL VERIFICATION SERVICES
47173 Benicia Street, Fremont, CA 94538; USA TEL:(510) 319-4000 FAX:(510) 661-0888
This report shall not be reproduced except in full, without the written approval of UL VERIFICATION SERVICES

RADIATED EMISSIONS

Marker	Frequency (GHz)	Meter Reading (dBuV)	Det	200897 ACF (dB/m)	Amp/Cbl/Fltr/Pad (dB)	DC Corr (dB)	Corrected Reading (dBuV/m)	Avg Limit (dBuV/m)	Margin (dB)	Peak Limit (dBuV/m)	PK Margin (dB)	UNII Non-Restricted (dBuV/m)	PK Margin (dB)	Azimuth (Degs)	Height (cm)	Polarity
1	2.593272	45.19	PK-U	32.4	-34.4	0	43.19	-	-	-	-	68.2	-25.01	0	199	H
2	2.59224	45.09	PK-U	32.4	-34.4	0	43.09	-	-	-	-	68.2	-25.11	0	199	V
3	* 8.03038	38.05	PK-U	35.7	-26.5	0	47.25	-	-	74	-26.75	-	-	0	101	H
	* 8.029073	26.19	ADR	35.7	-26.5	0.23	35.65	54	-18.38	-	-	-	-	0	101	H
4	* 8.029712	38.23	PK-U	35.7	-26.5	0	47.43	-	-	74	-26.57	-	-	0	101	V
	* 8.030607	26.13	ADR	35.7	-26.5	0.23	35.56	54	-18.44	-	-	-	-	0	101	V
5	* 12.636486	34.61	PK-U	39	-21.1	0	52.51	-	-	74	-21.49	-	-	0	101	H
	* 12.637612	22.38	ADR	39	-21.1	0.23	40.51	54	-13.49	-	-	-	-	0	101	H
6	* 12.637365	34.61	PK-U	39	-21.1	0	52.51	-	-	74	-21.49	-	-	0	101	V
	* 12.637765	22.3	ADR	39	-21.1	0.23	40.43	54	-13.57	-	-	-	-	0	101	V

* - indicates frequency in CFR47 Pt 15 / IC RSS-Restricted Band
PK-U - U-NII: Maximum Peak
ADR - U-NII AD primary method, RMS average

UL VERIFICATION SERVICES
47173 Benicia Street, Fremont, CA 94538; USA TEL:(510) 319-4000 FAX:(510) 661-0888
This report shall not be reproduced except in full, without the written approval of UL VERIFICATION SERVICES

1.2. WORST CASE BELOW 1 GHz

SPURIOUS EMISSIONS 30 TO 1000 MHz (WORST-CASE CONFIGURATION)

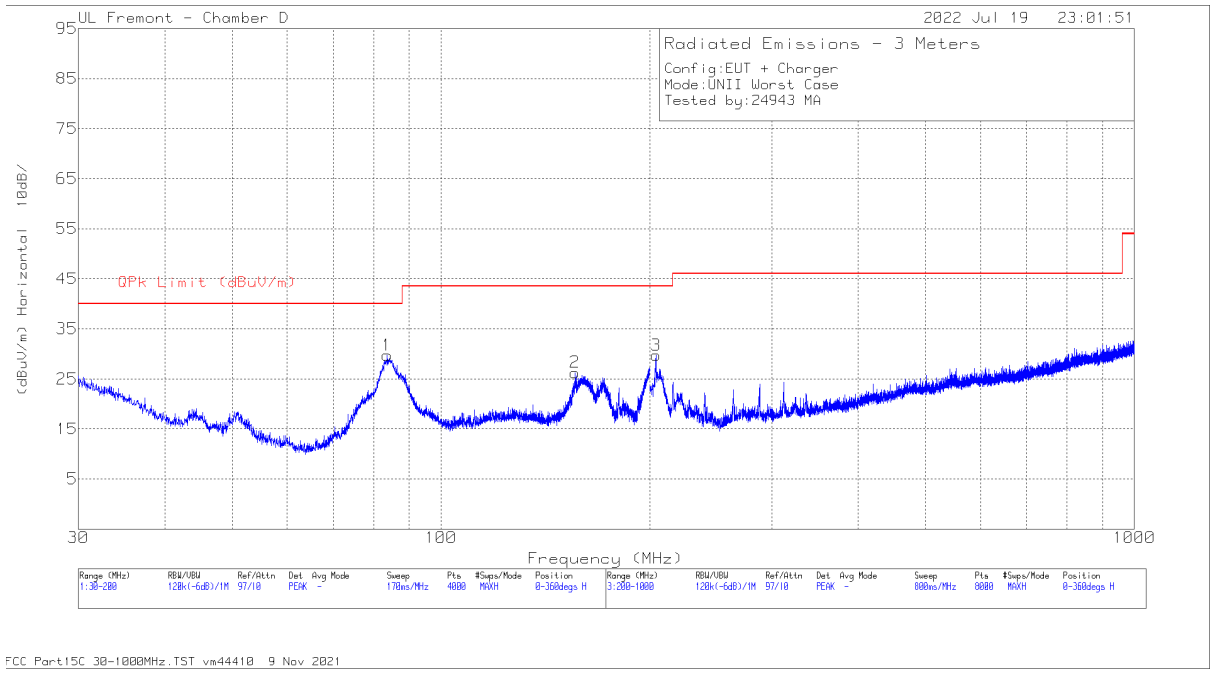

HORIZONTAL

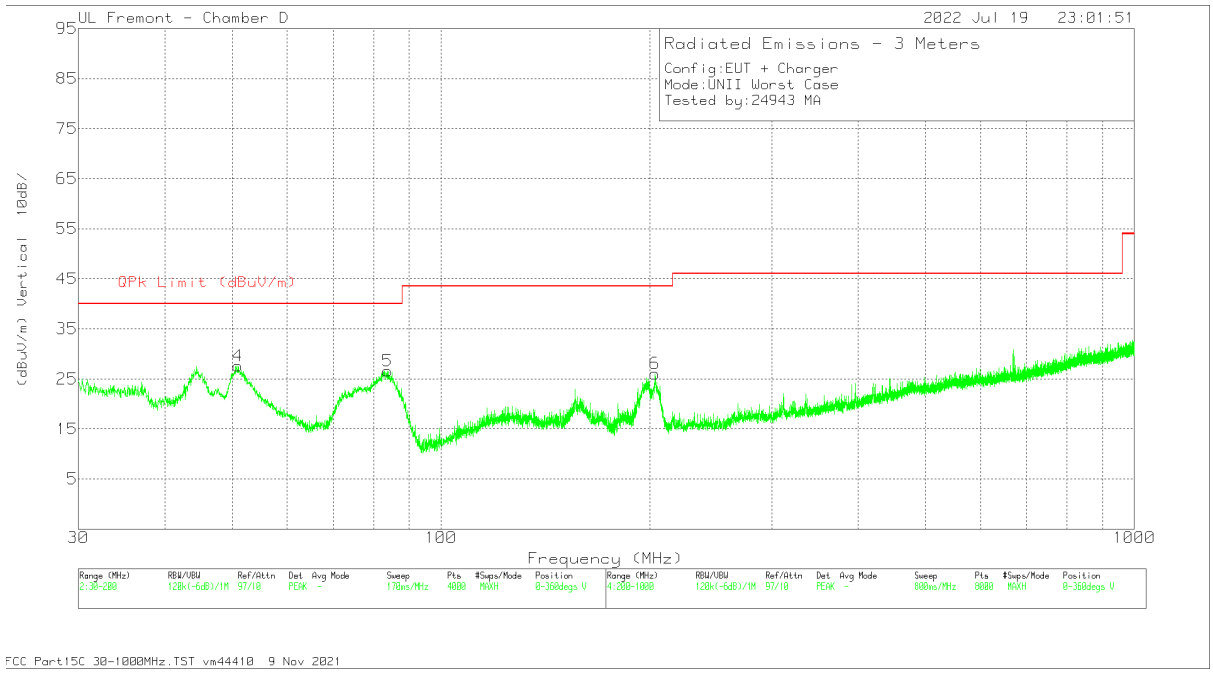

VERTICAL

UL VERIFICATION SERVICES
47173 Benicia Street, Fremont, CA 94538; USA TEL:(510) 319-4000 FAX:(510) 661-0888
This report shall not be reproduced except in full, without the written approval of UL VERIFICATION SERVICES

Below 1GHz Data

Marker	Frequency (MHz)	Meter Reading (dBuV)	Det	AF 80293 (dB/m)	Amp/Cbl (dB)	Corrected Reading (dBuV/m)	QPk Limit (dBuV/m)	Margin (dB)	Azimuth (Degs)	Height (cm)	Polarity
1	83.9922	38.41	Qp	13.6	-31.1	20.91	40	-19.09	24	106	V
2	156.013	34.99	Qp	18.6	-30.5	23.09	43.52	-20.43	40	143	H
3	204.236	36.45	Qp	18.4	-30.1	24.75	43.52	-18.77	169	105	V
4	50.6607	42.53	Qp	14.3	-31.4	25.43	40	-14.57	6	101	V
5	86.4674	41.25	Qp	13.5	-31.1	23.65	40	-16.35	105	272	H
6	204.219	38.34	Qp	18.4	-30.1	26.64	43.52	-16.88	7	123	H

Qp - Quasi-Peak detector

UL VERIFICATION SERVICES
47173 Benicia Street, Fremont, CA 94538; USA TEL:(510) 319-4000 FAX:(510) 661-0888
This report shall not be reproduced except in full, without the written approval of UL VERIFICATION SERVICES

1.3. WORST CASE 18-26 GHz

SPURIOUS EMISSIONS 18-26 GHz (WORST-CASE CONFIGURATION)

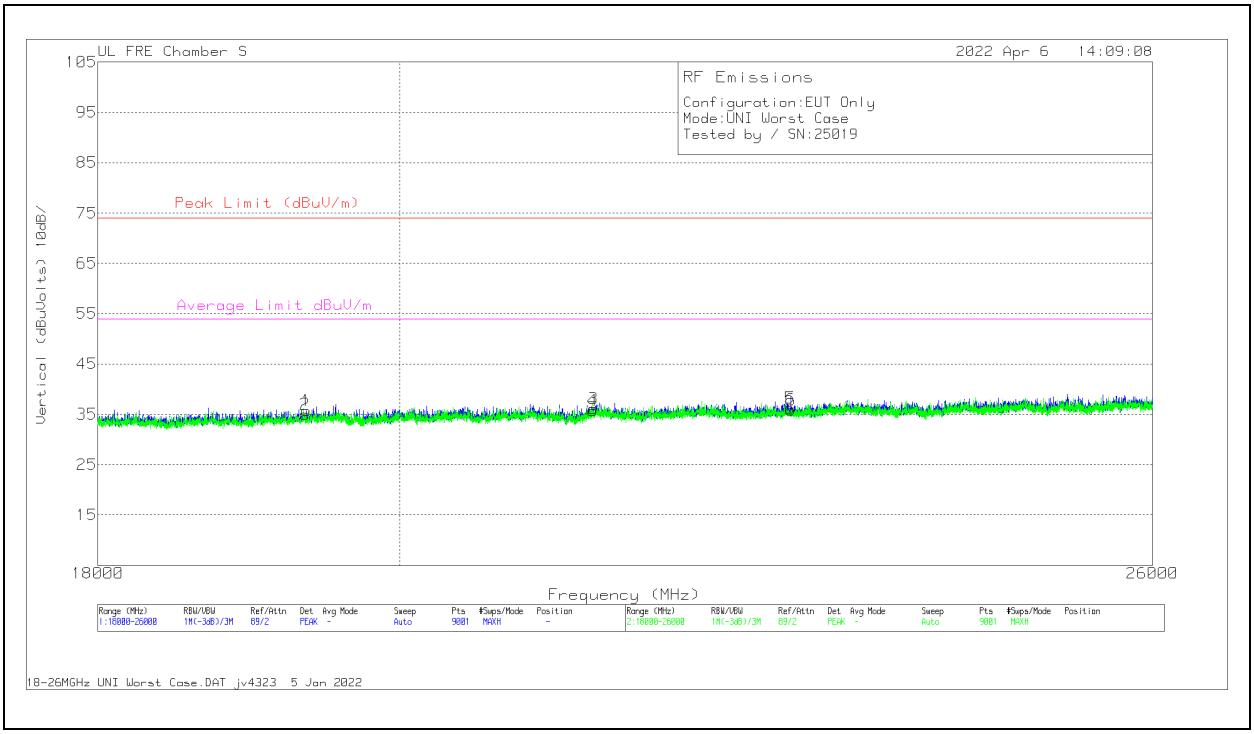

18 – 26GHz Data

Marker	Frequency (MHz)	Meter Reading (dBuV)	Det	AF 81139 (dB/m)	Amp/Cbl (dB)	Dist Corr (dB)	Corrected Reading (dBuV/m)	Peak Limit (dBuV/m)	PK Margin (dB)	Average Limit dBuV/m	Margin (dB)
1	19357.334	68.97	Pk	33.5	-57.2	-9.5	35.77	74	-38.23	54	-18.23
2	19347.556	68.08	Pk	33.5	-57.1	-9.5	34.98	74	-39.02	54	-18.18
3	21393.778	68.91	Pk	33.8	-57.1	-9.5	36.11	74	-37.89	54	-17.89
4	21391.112	68.59	Pk	33.8	-57.1	-9.5	35.79	74	-38.21	54	-19.02
5	22914.667	69.29	Pk	34	-57.6	-9.5	36.19	74	-37.81	54	-17.81
6	22919.112	68.92	Pk	34	-57.6	-9.5	35.82	74	-38.18	54	-18.21

Pk - Peak detector

UL VERIFICATION SERVICES
47173 Benicia Street, Fremont, CA 94538; USA TEL:(510) 319-4000 FAX:(510) 661-0888
This report shall not be reproduced except in full, without the written approval of UL VERIFICATION SERVICES

1.4. WORST CASE 26-40 GHz

SPURIOUS EMISSIONS 26-40 GHz (WORST-CASE CONFIGURATION)

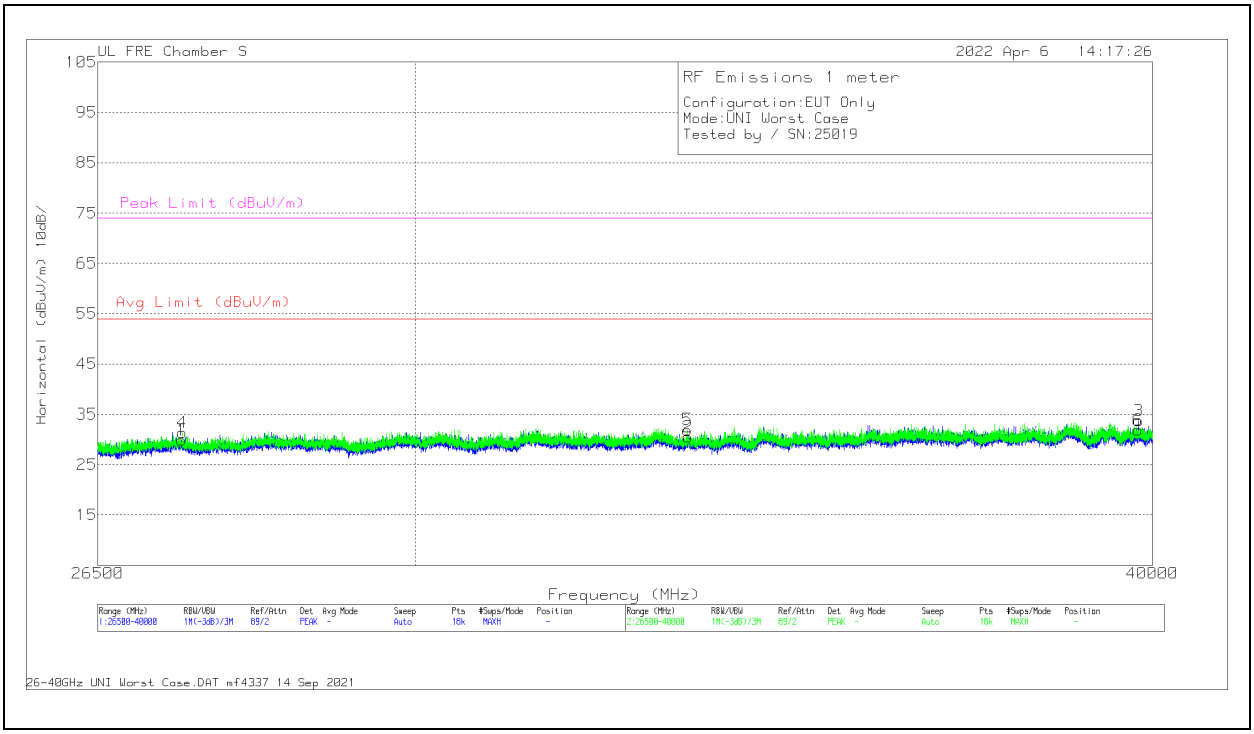

26 – 40GHz Data

Marker	Frequency (MHz)	Meter Reading (dBuV)	Det	AF 81105 (dB/m)	Amp/Cabl (dB)	Dist Corr (dB)	Corrected Reading (dBuV/m)	Avg Limit (dBuV/m)	Margin (dB)	Peak Limit (dBuV/m)	PK Margin (dB)
1	27382	68.23	Pk	36.2	-65.1	-9.5	29.83	54	-24.17	74	-44.17
2	33368.5	67.31	Pk	37.2	-64.5	-9.5	30.51	54	-23.49	74	-43.49
3	39780.25	70.26	Pk	39	-66	-9.5	33.76	54	-20.24	74	-40.24
4	27387.25	69.81	Pk	36.2	-65.1	-9.5	31.41	54	-22.59	74	-42.17
5	33362.5	68.44	Pk	37.2	-64.2	-9.5	31.94	54	-22.06	74	-42.59
6	39779.5	68.13	Pk	39	-65.8	-9.5	31.83	54	-22.17	74	-42.06

Pk - Peak detector

UL VERIFICATION SERVICES
47173 Benicia Street, Fremont, CA 94538; USA TEL:(510) 319-4000 FAX:(510) 661-0888
This report shall not be reproduced except in full, without the written approval of UL VERIFICATION SERVICES

2. AC POWERLINE CONDUCTED EMISSIONS

LIMITS

FCC §15.207 (a)

RSS-Gen 8.8

Frequency of Emission (MHz)	Conducted Limit (dBµV)	
	Quasi-peak	Average
0.15-0.5	66 to 56 *	56 to 46 *
0.5-5	56	46
5-30	60	50

*Decreases with the logarithm of the frequency.

TEST PROCEDURE

The EUT is placed on a non-conducting table 40 cm from the vertical ground plane and 80 cm above the horizontal ground plane. The EUT is configured in accordance with ANSI C63.10.

The receiver is set to a resolution bandwidth of 9 kHz. Peak detection is used unless otherwise noted as quasi-peak or average.

Line conducted data is recorded for both NEUTRAL and HOT lines.

RESULTS

UL VERIFICATION SERVICES
47173 Benicia Street, Fremont, CA 94538; USA TEL:(510) 319-4000 FAX:(510) 661-0888
This report shall not be reproduced except in full, without the written approval of UL VERIFICATION SERVICES

2.1. AC POWER LINE WITH LAPTOP

LINE 1 RESULTS

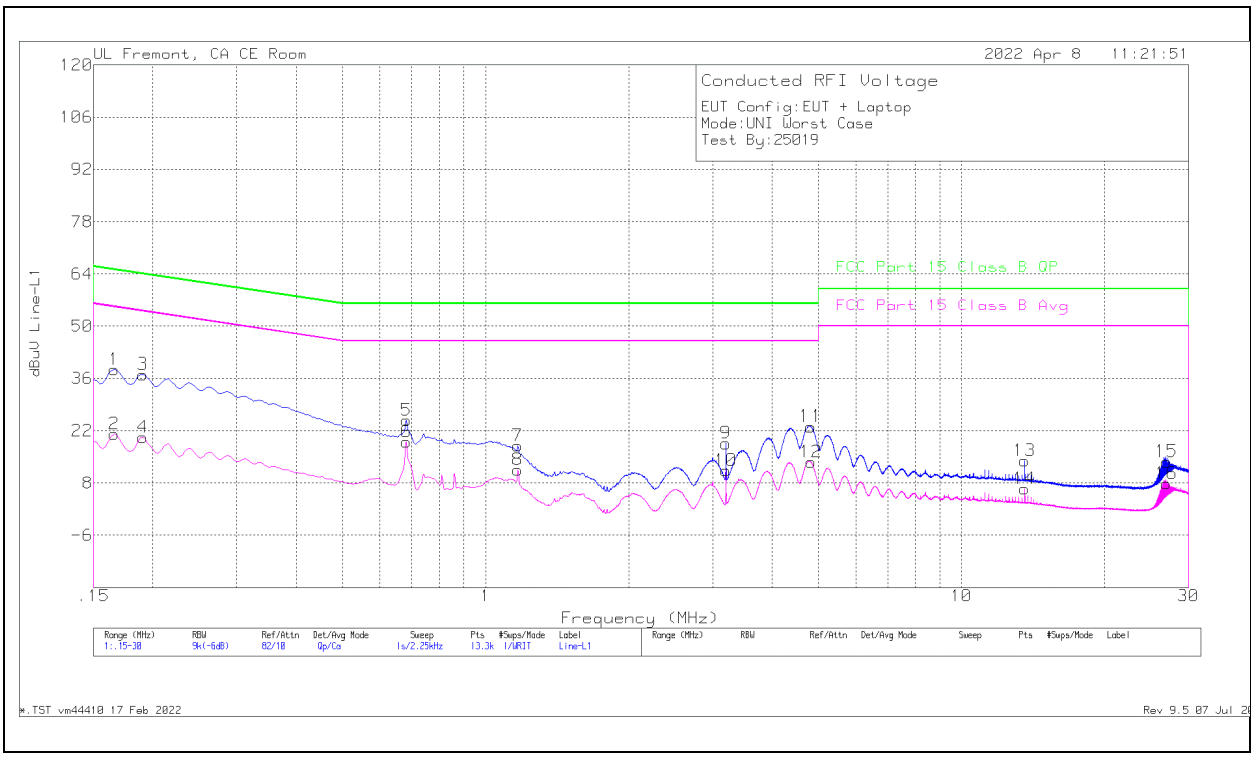

Range 1: Line-L1 .15 - 30MHz											
Marker	**Frequency (MHz)**	**Meter Reading (dBuV)**	**Det**	**175765 LISN L1 (dB)**	**C1&C3 cable (dB)**	**TekBox Limiter TBFL1 Model 207 (dB)**	**Corrected Reading dBuV**	**FCC Part 15 Class B QP dBuV**	**QP Margin (dB)**	**FCC Part 15 Class B Avg dBuV**	**Av(CISPR) Margin (dB)**
1	.16575	28.81	Qp	.1	0	9.4	38.31	65.17	-26.86	-	-
2	.16575	11.59	Ca	.1	0	9.4	21.09	-	-	55.17	-34.08
3	.1905	27.68	Qp	.1	0	9.3	37.08	64.01	-26.93	-	-
4	.1905	10.8	Ca	.1	0	9.3	20.2	-	-	54.01	-33.81
5	.681	15.35	Qp	0	.1	9.3	24.75	56	-31.25	-	-
6	.681	9.67	Ca	0	.1	9.3	19.07	-	-	46	-26.93
7	1.16925	8.51	Qp	0	.1	9.3	17.91	56	-38.09	-	-
8	1.16925	2.19	Ca	0	.1	9.3	11.59	-	-	46	-34.41
9	3.19875	9.19	Qp	0	.1	9.3	18.59	56	-37.41	-	-
10	3.19875	1.9	Ca	0	.1	9.3	11.3	-	-	46	-34.7
11	4.82325	13.72	Qp	0	.1	9.3	23.12	56	-32.88	-	-
12	4.8255	4.23	Ca	0	.1	9.3	13.63	-	-	46	-32.37
13	13.56	4.44	Qp	.1	.2	9.3	14.04	60	-45.96	-	-
14	13.56	-3.21	Ca	.1	.2	9.3	6.39	-	-	50	-43.61
15	26.9565	3.8	Qp	.2	.3	9.4	13.7	60	-46.3	-	-
16	26.9565	-1.98	Ca	.2	.3	9.4	7.92	-	-	50	-42.08

Qp - Quasi-Peak detector
Ca - CISPR average detection

UL VERIFICATION SERVICES
47173 Benicia Street, Fremont, CA 94538; USA TEL:(510) 319-4000 FAX:(510) 661-0888
This report shall not be reproduced except in full, without the written approval of UL VERIFICATION SERVICES

LINE 2 RESULTS

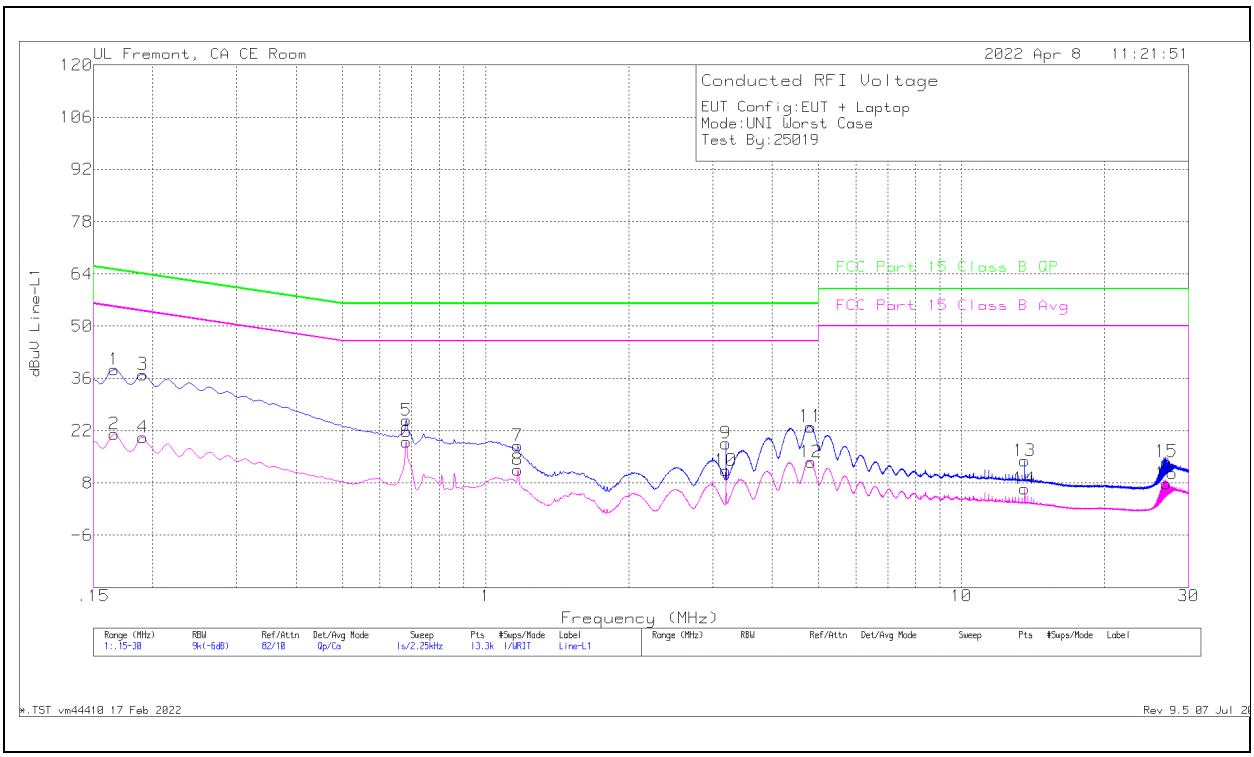

Range 2: Line-L2 .15 - 30MHz											
Marker	**Frequency (MHz)**	**Meter Reading (dBuV)**	**Det**	**175765 LISN L1 (dB)**	**C1&C3 cable (dB)**	**TekBox Limiter TBFL1 Model 207 (dB)**	**Corrected Reading dBuV**	**FCC Part 15 Class B QP dBuV**	**QP Margin (dB)**	**FCC Part 15 Class B Avg dBuV**	**Av(CISPR) Margin (dB)**
17	.16575	28.85	Qp	.1	0	9.4	38.35	65.17	-26.82	-	-
18	.16575	10.67	Ca	.1	0	9.4	20.17	-	-	55.17	-35
19	.1905	27.45	Qp	.1	0	9.3	36.85	64.01	-27.16	-	-
20	.1905	9.74	Ca	.1	0	9.3	19.14	-	-	54.01	-34.87
21	.69	15.89	Qp	0	.1	9.3	25.29	56	-30.71	-	-
22	.681	5.87	Ca	0	.1	9.3	15.27	-	-	46	-30.73
23	1.12763	9.94	Qp	0	.1	9.3	19.34	56	-36.66	-	-
24	1.13775	.03	Ca	0	.1	9.3	9.43	-	-	46	-36.57
25	3.19875	8.92	Qp	0	.1	9.3	18.32	56	-37.68	-	-
26	3.19875	1.78	Ca	0	.1	9.3	11.18	-	-	46	-34.82
27	4.79288	15.56	Qp	0	.1	9.3	24.96	56	-31.04	-	-
28	4.79288	6.68	Ca	0	.1	9.3	16.08	-	-	46	-29.92
29	13.596	1.98	Qp	.1	.2	9.3	11.58	60	-48.42	-	-
30	13.596	-4.19	Ca	.1	.2	9.3	5.41	-	-	50	-44.59

Qp - Quasi-Peak detector
Ca - CISPR average detection

UL VERIFICATION SERVICES
47173 Benicia Street, Fremont, CA 94538; USA TEL:(510) 319-4000 FAX:(510) 661-0888
This report shall not be reproduced except in full, without the written approval of UL VERIFICATION SERVICES

2.2. AC POWER LINE WITH AC/DC ADAPTER

LINE 1 RESULTS

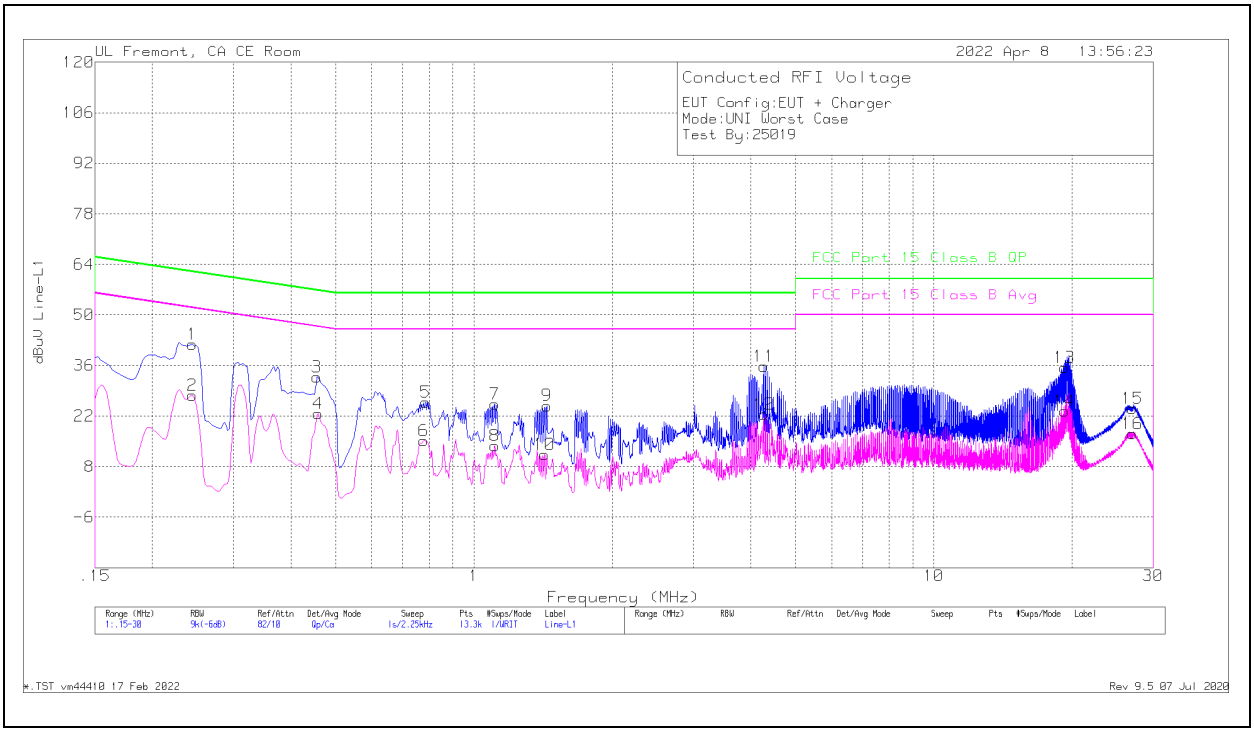

Range 1: Line-L1 .15 - 30MHz											
Marker	Frequency (MHz)	Meter Reading (dBuV)	Det	175765 LISN L1 (dB)	C1&C3 cable (dB)	TekBox Limiter TBFL1 Model 207 (dB)	Corrected Reading dBuV	FCC Part 15 Class B QP dBuV	QP Margin (dB)	FCC Part 15 Class B Avg dBuV	Av(CISPR) Margin (dB)
1	.2445	32.64	Qp	0	0	9.3	41.94	61.94	-20	-	-
2	.2445	18.45	Ca	0	0	9.3	27.75	-	-	51.94	-24.19
3	.456	23.54	Qp	0	0	9.3	32.84	56.77	-23.93	-	-
4	.45825	13.4	Ca	0	0	9.3	22.7	-	-	46.72	-24.02
5	.7845	16.4	Qp	0	.1	9.3	25.8	56	-30.2	-	-
6	.77775	5.8	Ca	0	.1	9.3	15.2	-	-	46	-30.8
7	1.11075	15.9	Qp	0	.1	9.3	25.3	56	-30.7	-	-
8	1.11075	4.37	Ca	0	.1	9.3	13.77	-	-	46	-32.23
9	1.4415	15.47	Qp	0	.1	9.3	24.87	56	-31.13	-	-
10	1.42575	1.91	Ca	0	.1	9.3	11.31	-	-	46	-34.69
11	4.26975	26.38	Qp	0	.1	9.3	35.78	56	-20.22	-	-
12	4.26975	13.18	Ca	0	.1	9.3	22.58	-	-	46	-23.42
13	19.24238	25.81	Qp	.1	.2	9.3	35.41	60	-24.59	-	-
14	19.257	13.85	Ca	.1	.2	9.3	23.45	-	-	50	-26.55
15	27.02625	14.25	Qp	.2	.3	9.4	24.15	60	-35.85	-	-
16	27.02625	7.16	Ca	.2	.3	9.4	17.06	-	-	50	-32.94

Qp - Quasi-Peak detector
Ca - CISPR average detection

UL VERIFICATION SERVICES
47173 Benicia Street, Fremont, CA 94538; USA TEL:(510) 319-4000 FAX:(510) 661-0888
This report shall not be reproduced except in full, without the written approval of UL VERIFICATION SERVICES

LINE 2 RESULTS

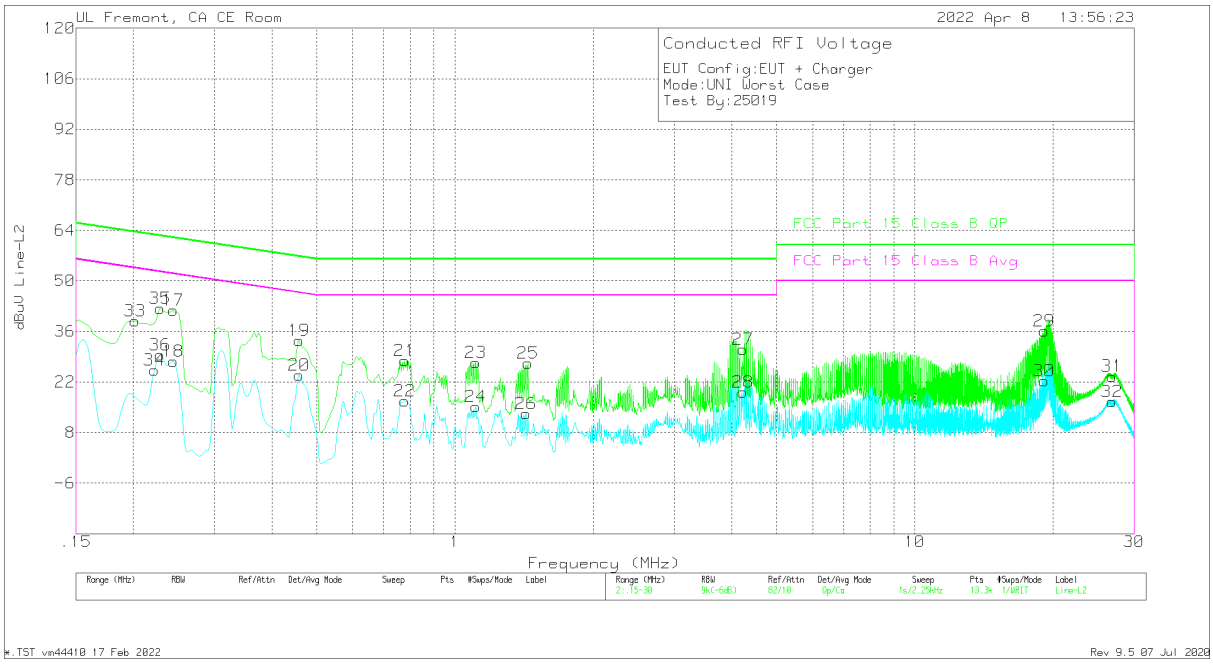

Range 2: Line-L2 .15 - 30MHz											
Marker	Frequency (MHz)	Meter Reading (dBuV)	Det	175765 LISN L1 (dB)	C1&C3 cable (dB)	TekBox Limiter TBFL1 Model 207 (dB)	Corrected Reading dBuV	FCC Part 15 Class B QP dBuV	QP Margin (dB)	FCC Part 15 Class B Avg dBuV	Av(CISPR) Margin (dB)
17	.2445	32.51	Qp	0	0	9.3	41.81	61.94	-20.13	-	-
18	.2445	18.38	Ca	0	0	9.3	27.68	-	-	51.94	-24.26
19	.45825	24.23	Qp	0	0	9.3	33.53	56.72	-23.19	-	-
20	.45825	14.59	Ca	0	0	9.3	23.89	-	-	46.72	-22.83
21	.77775	18.46	Qp	0	.1	9.3	27.86	56	-28.14	-	-
22	.77775	7.42	Ca	0	.1	9.3	16.82	-	-	46	-29.18
23	1.11075	18.02	Qp	0	.1	9.3	27.42	56	-28.58	-	-
24	1.11075	5.85	Ca	0	.1	9.3	15.25	-	-	46	-30.75
25	1.4415	17.83	Qp	0	.1	9.3	27.23	56	-28.77	-	-
26	1.428	3.94	Ca	0	.1	9.3	13.34	-	-	46	-32.66
27	4.22925	21.6	Qp	0	.1	9.3	31	56	-25	-	-
28	4.2315	9.83	Ca	0	.1	9.3	19.23	-	-	46	-26.77
29	19.12425	26.58	Qp	.1	.2	9.3	36.18	60	-23.82	-	-
30	19.12425	12.78	Ca	.1	.2	9.3	22.38	-	-	50	-27.62
31	26.8755	13.74	Qp	.2	.3	9.4	23.64	60	-36.36	-	-
32	26.8755	6.64	Ca	.2	.3	9.4	16.54	-	-	50	-33.46
33	.20175	29.63	Qp	0	0	9.3	38.93	63.54	-24.61	-	-
34	.222	16.03	Ca	0	0	9.3	25.33	-	-	52.74	-27.41
35	.22875	33.14	Qp	0	0	9.3	42.44	62.49	-20.05	-	-
36	.22875	20.21	Ca	0	0	9.3	29.51	-	-	52.49	-22.98

Qp - Quasi-Peak detector
Ca - CISPR average detection

UL VERIFICATION SERVICES
47173 Benicia Street, Fremont, CA 94538; USA TEL:(510) 319-4000 FAX:(510) 661-0888
This report shall not be reproduced except in full, without the written approval of UL VERIFICATION SERVICES

3. SETUP PHOTOS:

Please refer to setup report 14040868-EP1V1

END OF TEST REPORT

UL VERIFICATION SERVICES
47173 Benicia Street, Fremont, CA 94538; USA TEL:(510) 319-4000 FAX:(510) 661-0888

This report shall not be reproduced except in full, without the written approval of UL VERIFICATION SERVICES