TEST REPORT

Report Number: 14040863-E5V3 & E6V3

Applicant	:	APPLE, INC. 1 APPLE PARK WAY CUPERTINO, CA 95014, U.S.A.
Model	:	A2650 (Parent Model, Full Test) A2889, A2890, A2891, A2892 (Variant Models)
FCC ID	:	BCG-E8140A (Parent Model) BCG-E8150A, BCG-E8151A, BCG-E8152A (Variant Models)
IC	:	579C-E8140A (Parent Model) 579C-E8150A, 579C-E8151A, 579C-E8152A (Variant Models)
EUT Description	:	SMARTPHONE
Test Standard(s)	:	FCC 47 CFR PART 15 SUBPART E ISED RSS-247 ISSUE 2 ISED RSS-GEN ISSUE 5 + A1 + A2

Date Of Issue:
August 09, 2022

Prepared by:
UL LLC
47173 Benicia Street
Fremont, CA 94538 U.S.A.
TEL: (510) 319-4000
FAX: (510) 661-0888

ACCREDITED
CERT #0751.05

REPORT REVISION HISTORY

Rev.	Issue Date	Revisions	Revised By
V1	6/22/2022	Initial Issue	Chin Pang
V2	7/1/2022	Address TCB's questions on page 363, 434 & 435	Chin Pang
V3	8/9/2022	Address Bandedge Plots with wrong label & update 5.8 HE80 plots	Chin Pang

UL LLC.
47173 Benicia Street, Fremont, CA 94538; USA. TEL:(510) 319-4000 FAX:(510) 661-0888
This report shall not be reproduced except in full, without the written approval of UL LLC.

TABLE OF CONTENTS

1. RADIATED TEST RESULTS 4

1.1. TRANSMITTER ABOVE 1 GHz 6

1.1.1. TX ABOVE 1 GHz 802.11n HT20 MODE IN THE 5.2 GHz BAND..... 6
1.1.2. TX ABOVE 1 GHz 802.11n HT40 MODE IN THE 5.2 GHz BAND.....18
1.1.3. TX ABOVE 1 GHz 802.11ac VHT80 MODE IN THE 5.2 GHz BAND 28
1.1.4. TX ABOVE 1 GHz 802.11ax HE20 MODE IN THE 5.2GHz BAND.....36
1.1.5. TX ABOVE 1 GHz 802.11ax HE40 MODE IN THE 5.2GHz BAND.....60
1.1.6. TX ABOVE 1 GHz 802.11ax HE80 MODE IN THE 5.2GHz BAND.....80
1.1.7. TX ABOVE 1 GHz 802.11n HT20 MODE IN THE 5.3 GHz BAND.....96
1.1.8. TX ABOVE 1 GHz 802.11n HT40 MODE IN THE 5.3 GHz BAND.....108
1.1.9. TX ABOVE 1 GHz 802.11ac VHT80 MODE IN THE 5.3 GHz BAND 118
1.1.10. TX ABOVE 1 GHz 802.11ax HE20 MODE IN THE 5.3GHz BAND.....126
1.1.11. TX ABOVE 1 GHz 802.11ax HE40 MODE IN THE 5.3GHz BAND.....150
1.1.12. TX ABOVE 1 GHz 802.11ax HE80 MODE IN THE 5.3GHz BAND.....170
1.1.13. TX ABOVE 1 GHz 802.11n HT20 MODE IN THE 5.6 GHz BAND.....186
1.1.14. TX ABOVE 1 GHz 802.11n HT40 MODE IN THE 5.6 GHz BAND.....206
1.1.15. TX ABOVE 1 GHz 802.11ac VHT80 MODE IN THE 5.6 GHz BAND 226
1.1.16. TX ABOVE 1 GHz 802.11ax HE20 MODE IN THE 5.6GHz BAND.....238
1.1.17. TX ABOVE 1 GHz 802.11ax HE40 MODE IN THE 5.6GHz BAND.....278
1.1.18. TX ABOVE 1 GHz 802.11ax HE80 MODE IN THE 5.6GHz BAND.....318
1.1.19. TX ABOVE 1 GHz 802.11n HT20 MODE IN THE 5.8 GHz BAND.....342
1.1.20. TX ABOVE 1 GHz 802.11n HT40 MODE IN THE 5.8 GHz BAND.....360
1.1.21. TX ABOVE 1 GHz 802.11ac VHT80 MODE IN THE 5.8 GHz BAND 376
1.1.22. TX ABOVE 1 GHz 802.11ax HE20 MODE IN THE 5.8GHz BAND.....390
1.1.23. TX ABOVE 1 GHz 802.11ax HE40 MODE IN THE 5.8GHz BAND.....426
1.1.24. TX ABOVE 1 GHz 802.11ax HE80 MODE IN THE 5.8GHz BAND.....458

1.2. WORST CASE BELOW 1 GHz 482

1.3. WORST CASE 18-26 GHz.....484

1.4. WORST CASE 26-40 GHz.....486

2. AC POWERLINE CONDUCTED EMISSIONS 488

2.1. AC POWER LINE WITH LAPTOP 489

2.2. AC POWER LINE WITH AC/DC ADAPTER.....491

3. SETUP PHOTOS 493

UL LLC.
47173 Benicia Street, Fremont, CA 94538; USA. TEL:(510) 319-4000 FAX:(510) 661-0888
This report shall not be reproduced except in full, without the written approval of UL LLC.

1. RADIATED TEST RESULTS

LIMITS

FCC §15.205 and §15.209 -Restriced bands
FCC §15.407(b)(1-3) -Un-Restriced bands

RSS 247 Issue 2 Sections

6.2.1.2 (for 5150-5250 MHz band)
6.2.2.2 (for 5250-5350 MHz band)
6.2.3.2 (for 5470-5600 MHz and 5650-5725 MHz bands)
6.2.4.2 (for 5725-5850 MHz band)

Frequency Range (MHz)	Field Strength Limit (uV/m) at 3 m	Field Strength Limit (dBuV/m) at 3 m
30 - 88	100	40
88 - 216	150	43.5
216 - 960	200	46
Above 960	500	54

TEST PROCEDURE

The EUT is placed on a non-conducting table 80 cm above the ground plane for measurement below 1GHz and 1.5 meters above the ground plane for measurement above 1GHz. The antenna to EUT distance is 3 meters. The EUT is configured in accordance with ANSI C63.10. The EUT is set to transmit in a continuous mode.

For measurements below 1 GHz the resolution bandwidth is set to 100 kHz for peak detection measurements or 120 kHz for quasi-peak detection measurements in the 30-1000MHz range, 9kHz for peak and/or quasi-peak detection measurements in the 0.15-30MHz range and 200Hz for peak and/or quasi-peak detection measurements in the 9 to 150kHz range. Peak detection is used unless otherwise noted as quasi-peak or average (9-90kHz and 110-490kHz).

For pre-scans above 1 GHz the resolution bandwidth is set to 1 MHz; the video bandwidth is set to 30 KHz for peak measurements.

For final measurements above 1 GHz the resolution bandwidth is set to 1 MHz; the video bandwidth is set to 3 MHz for peak measurements and as applicable for average measurements.

The spectrum from 30 MHz to 1GHz and 18GHz to 40 GHz is investigated with the transmitter set to transmit at the channel with highest output power as worst-case scenario. 1GHz to 18GHz was set to the lowest, middle, and highest channels in the 5 GHz bands.

The frequency range of interest is monitored at a fixed antenna height and EUT azimuth. The EUT is rotated through 360 degrees to maximize emissions received. The antenna is scanned from 1 to 4 meters above the ground plane to further maximize the emission. Measurements are made with the antenna polarized in both the vertical and the horizontal positions.

UL LLC.
47173 Benicia Street, Fremont, CA 94538; USA. TEL:(510) 319-4000 FAX:(510) 661-0888
This report shall not be reproduced except in full, without the written approval of UL LLC.

Note: The limits in CFR 47, Part 15, Subpart C, paragraph 15.209(a), are identical to those in RSS-Gen section 8.9, Table 6, since the measurements are performed in terms of magnetic field strength and converted to electric field strength levels (as report in the table) using free space impedance of 377 Ohms. For example, the measurement at frequency X kHz resulted in a level of Y dBuV/m, which is equivalent to Y-51.5 = Z dBuA/m, which has the same margin, W dB to the corresponding RSS-Gen Table 6 limit as it has to 15.209(a) limit.
In addition:

KDB 414788 Open Field Site(OFS) and Chamber Correlation Justification

Base on FCC 15.31 (f) (2): measurements may be performed at a distance closer than that specified in the regulations; however, an attempt should be made to avoid making measurements in the near field.

OFS and chamber correlation testing had been performed and chamber measured test result is the worst-case test result.

RESULTS

UL LLC.
47173 Benicia Street, Fremont, CA 94538; USA. TEL:(510) 319-4000 FAX:(510) 661-0888
This report shall not be reproduced except in full, without the written approval of UL LLC.

1.1. TRANSMITTER ABOVE 1 GHz

1.1.1. TX ABOVE 1 GHz 802.11n HT20 MODE IN THE 5.2 GHz BAND

1TX Antenna 6 MODE

BANDEDGE (LOW CHANNEL)

HORIZONTAL RESULT

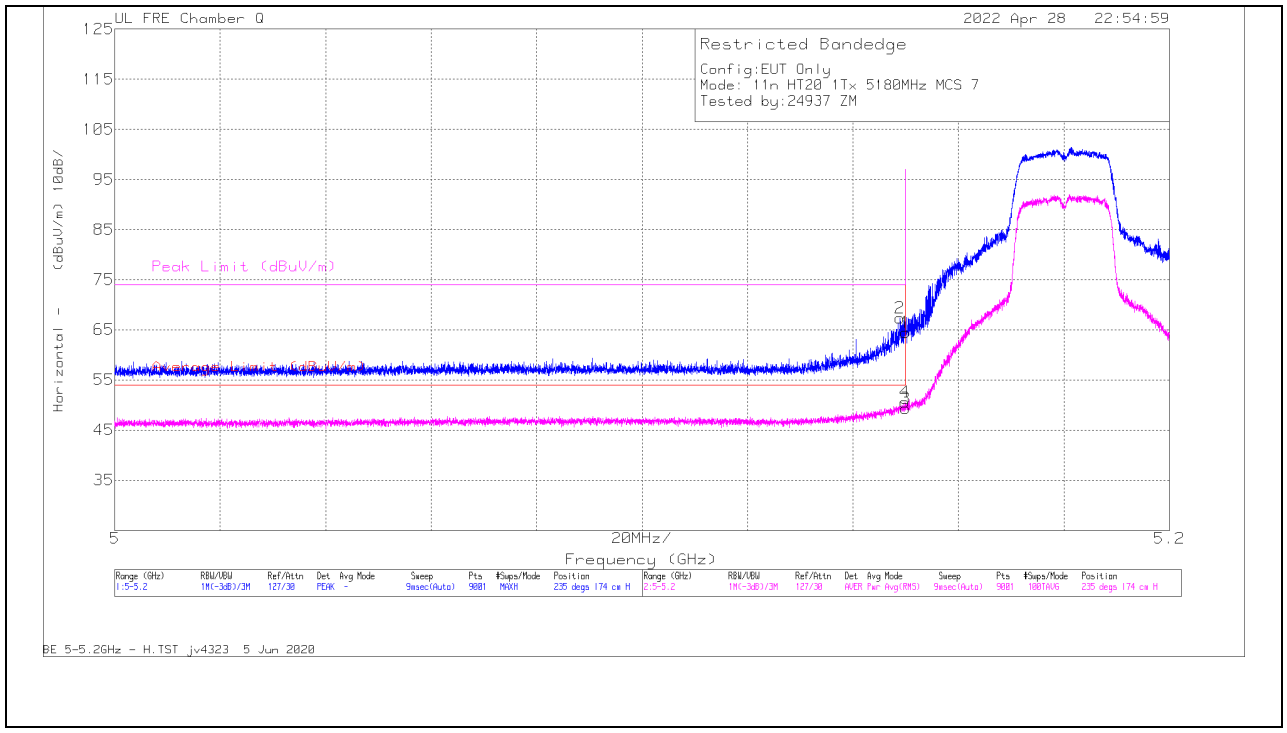

Marker	Frequency (GHz)	Meter Reading (dBuV)	Det	AF 20089 5 (dB/m)	Amp/Cbl/Fltr/Pad (dB)	DC Corr (dB)	Corrected Reading (dBuV/m)	Average Limit (dBuV/m)	Margin (dB)	Peak Limit (dBuV/m)	PK Margin (dB)	Azimuth (Degs)	Height (cm)	Polarity
2	5.148843	64.41	Pk	34.3	-31.4	0	67.31	-	-	74	-6.69	235	174	H
4	5.149887	47.29	RMS	34.3	-31.4	.38	50.57	54	-3.43	-	-	235	174	H
1	5.15	61.61	Pk	34.3	-31.4	0	64.51	-	-	74	-9.49	235	174	H
3	5.15	46.06	RMS	34.3	-31.4	.38	49.38	54	-4.62	-	-	235	174	H

Pk - Peak detector
RMS - RMS detection

UL LLC.
47173 Benicia Street, Fremont, CA 94538; USA. TEL:(510) 319-4000 FAX:(510) 661-0888
This report shall not be reproduced except in full, without the written approval of UL LLC.

VERTICAL RESULT

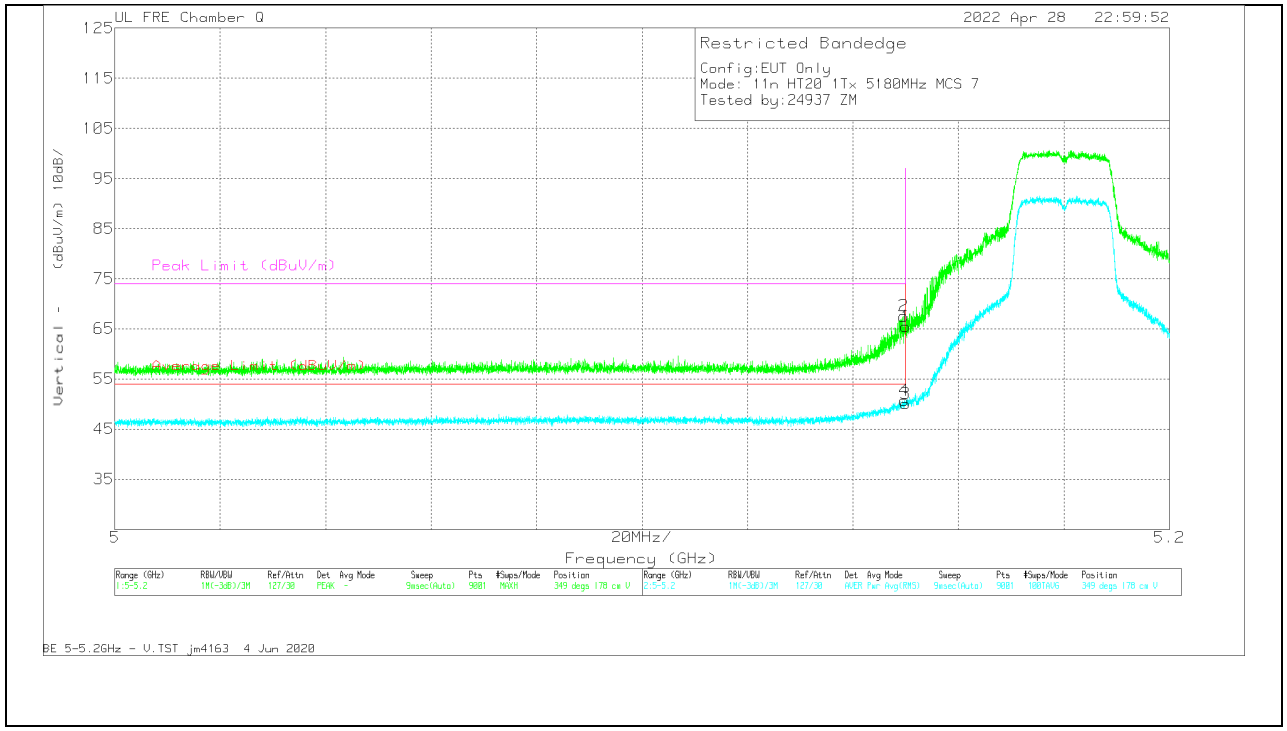

Marker	Frequency (GHz)	Meter Reading (dBuV)	Det	AF 200895 (dB/m)	Amp/Cbl/Fltr/Pad (dB)	DC Corr (dB)	Corrected Reading (dBuV/m)	Average Limit (dBuV/m)	Margin (dB)	Peak Limit (dBuV/m)	PK Margin (dB)	Azimuth (Degs)	Height (cm)	Polarity
2	5.149621	64.65	Pk	34.3	-31.4	0	67.55	-	-	74	-6.45	349	178	V
4	5.14971	47.43	RMS	34.3	-31.4	.38	50.71	54	-3.29	-	-	349	178	V
1	5.15	62.62	Pk	34.3	-31.4	0	65.52	-	-	74	-8.48	349	178	V
3	5.15	46.81	RMS	34.3	-31.4	.38	50.09	54	-3.91	-	-	349	178	V

Pk - Peak detector
RMS - RMS detection

UL LLC.
47173 Benicia Street, Fremont, CA 94538; USA. TEL:(510) 319-4000 FAX:(510) 661-0888
This report shall not be reproduced except in full, without the written approval of UL LLC.

1TX Antenna 5 MODE

BANDEDGE (LOW CHANNEL)

HORIZONTAL RESULT

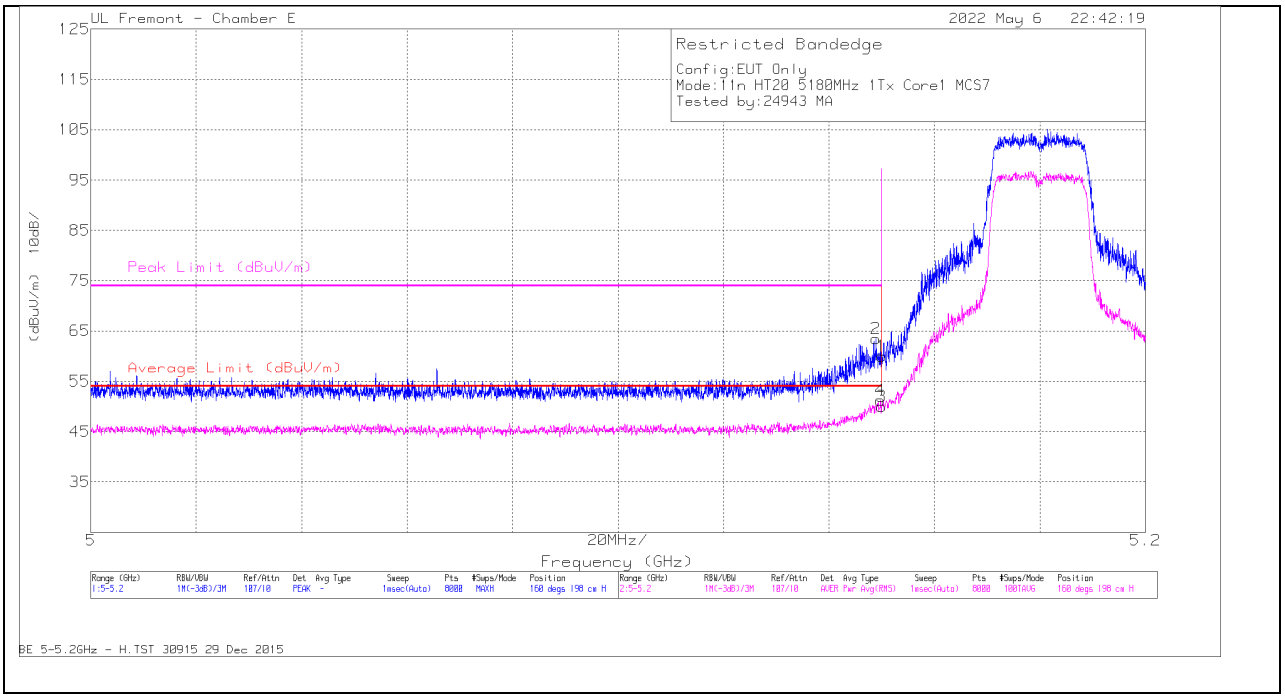

Marker	Frequency (GHz)	Meter Reading (dBuV)	Det	200897 ACF (dB/m)	Amp/Cbl/Pad (dB)	DC Corr (dB)	Corrected Reading (dBuV/m)	Average Limit (dBuV/m)	Margin (dB)	Peak Limit (dBuV/m)	PK Margin (dB)	Azimuth (Degs)	Height (cm)	Polarity
1	* 5.15	46.87	Pk	34.5	-21.4	0	59.97	-	-	74	-14.03	160	198	H
2	* 5.148918	50.36	Pk	34.5	-21.4	0	63.46	-	-	74	-10.54	160	198	H
3	* 5.15	36.49	RMS	34.5	-21.4	.38	49.97	54	-4.03	-	-	160	198	H
4	* 5.149768	37.76	RMS	34.5	-21.4	.38	51.24	54	-2.76	-	-	160	198	H

* - indicates frequency in CFR47 Pt 15 / IC RSS-Restricted Band
Pk - Peak detector
RMS - RMS detection

UL LLC.
47173 Benicia Street, Fremont, CA 94538; USA. TEL:(510) 319-4000 FAX:(510) 661-0888
This report shall not be reproduced except in full, without the written approval of UL LLC.

VERTICAL RESULT

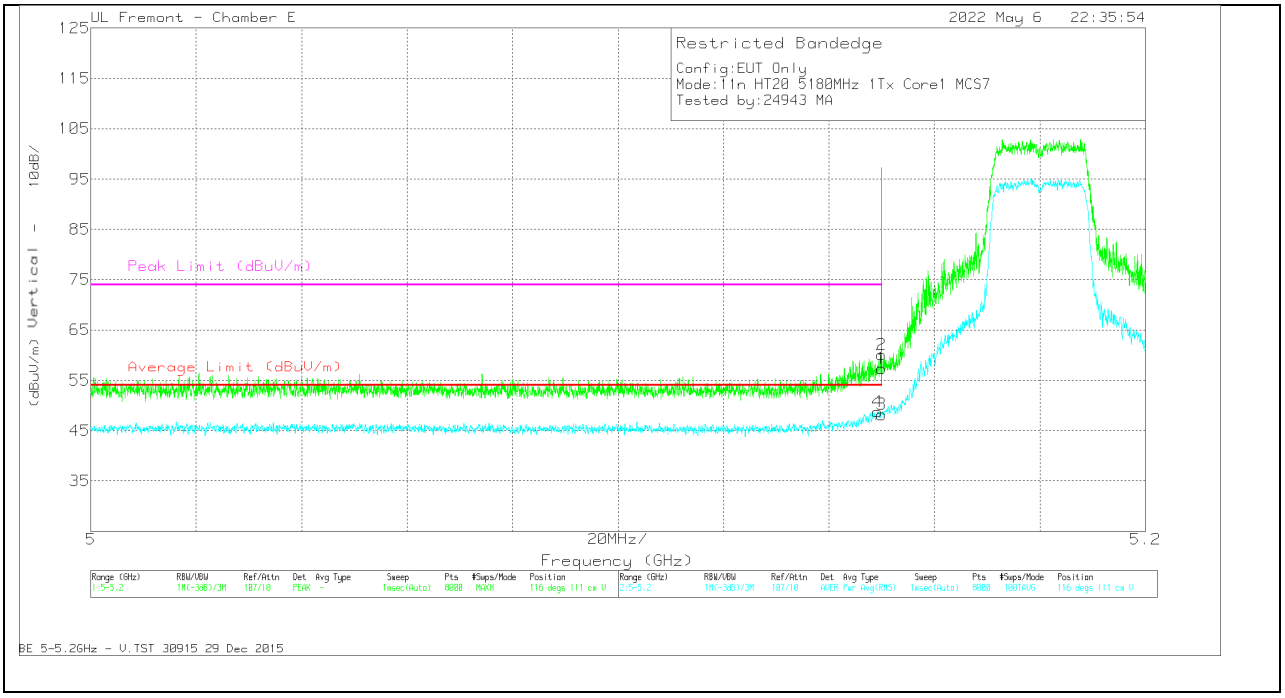

Marker	Frequency (GHz)	Meter Reading (dBuV)	Det	200897 ACF (dB/m)	Amp/Cbl/Pad (dB)	DC Corr (dB)	Corrected Reading (dBuV/m)	Average Limit (dBuV/m)	Margin (dB)	Peak Limit (dBuV/m)	PK Margin (dB)	Azimuth (Degs)	Height (cm)	Polarity
1	* 5.15	44.27	Pk	34.5	-21.4	0	57.37	-	-	74	-16.63	116	111	V
2	* 5.149918	47.05	Pk	34.5	-21.4	0	60.15	-	-	74	-13.85	116	111	V
3	* 5.15	34.72	RMS	34.5	-21.4	.38	48.2	54	-5.8	-	-	116	111	V
4	* 5.149193	35.32	RMS	34.5	-21.4	.38	48.8	54	-5.2	-	-	116	111	V

* - indicates frequency in CFR47 Pt 15 / IC RSS-Restricted Band
Pk - Peak detector
RMS - RMS detection

UL LLC.
47173 Benicia Street, Fremont, CA 94538; USA. TEL:(510) 319-4000 FAX:(510) 661-0888
This report shall not be reproduced except in full, without the written approval of UL LLC.

2TX Antenna 6 + Antenna 5 CDD MODE

BANDEDGE (LOW CHANNEL)

HORIZONTAL RESULT

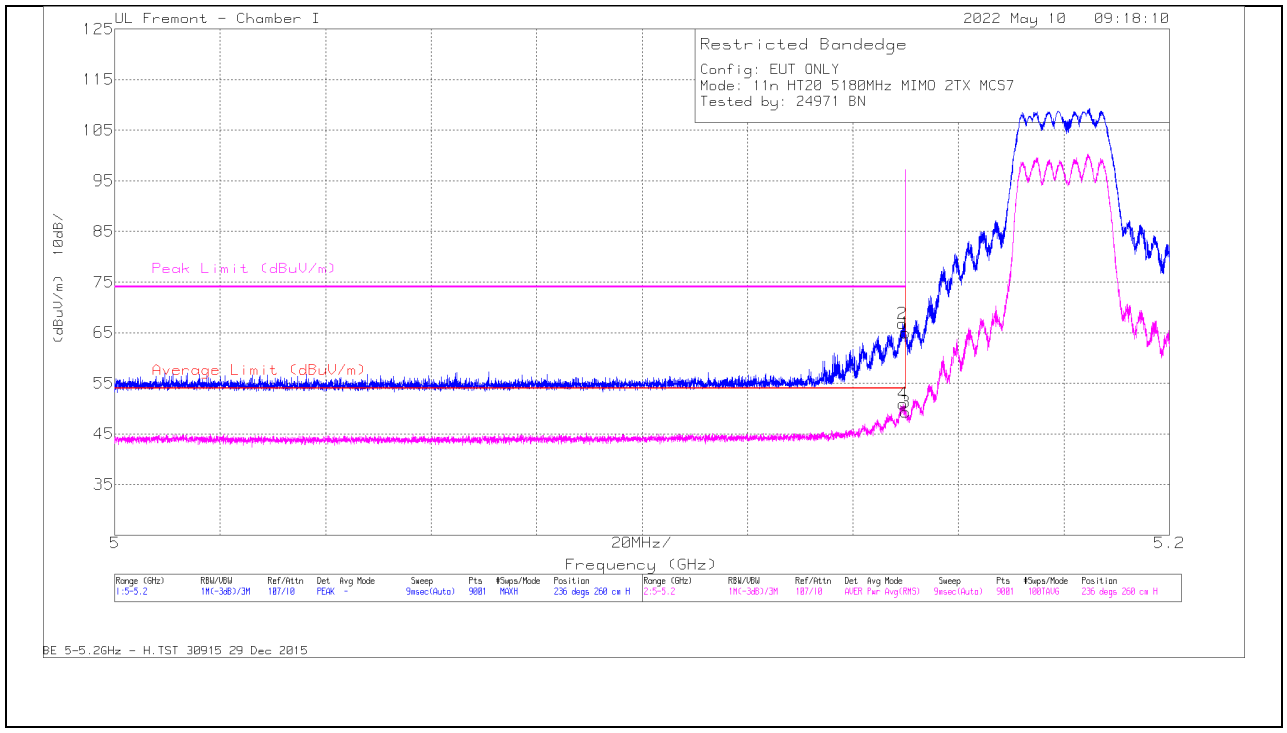

Marker	Frequency (GHz)	Meter Reading (dBuV)	Det	AF 206805 (dB/m)	Amp/Cbl/Fltr/Pad (dB)	DC Corr (dB)	Corrected Reading (dBuV/m)	Average Limit (dBuV/m)	Margin (dB)	Peak Limit (dBuV/m)	PK Margin (dB)	Azimuth (Degs)	Height (cm)	Polarity
1	* 5.15	47.27	Pk	34.1	-16.4	0	64.97	-	-	74	-9.03	236	260	H
2	* 5.149399	49.1	Pk	34.1	-16.4	0	66.8	-	-	74	-7.2	236	260	H
3	* 5.15	31.65	RMS	34.1	-16.4	.38	49.73	54	-4.27	-	-	236	260	H
4	* 5.149443	33.27	RMS	34.1	-16.4	.38	51.35	54	-2.65	-	-	236	260	H

* - indicates frequency in CFR47 Pt 15 / IC RSS-Restricted Band
Pk - Peak detector
RMS - RMS detection

UL LLC.
47173 Benicia Street, Fremont, CA 94538; USA. TEL:(510) 319-4000 FAX:(510) 661-0888
This report shall not be reproduced except in full, without the written approval of UL LLC.

VERTICAL RESULT

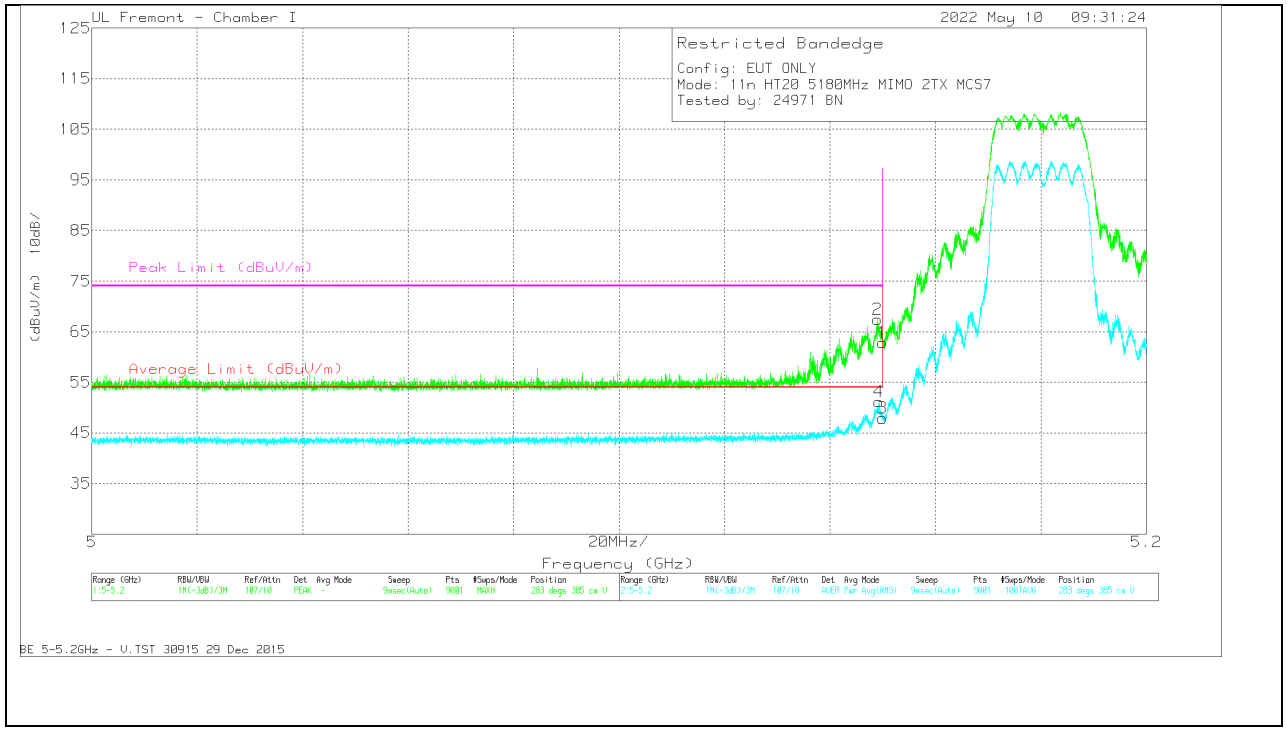

Marker	Frequency (GHz)	Meter Reading (dBuV)	Det	AF 206805 (dB/m)	Amp/Cbl/Fltr/Pad (dB)	DC Corr (dB)	Corrected Reading (dBuV/m)	Average Limit (dBuV/m)	Margin (dB)	Peak Limit (dBuV/m)	PK Margin (dB)	Azimuth (Degs)	Height (cm)	Polarity
1	* 5.15	45.1	Pk	34.1	-16.4	0	62.8	-	-	74	-11.2	283	385	V
2	* 5.149065	49.67	Pk	34.1	-16.4	0	67.37	-	-	74	-6.63	283	385	V
3	* 5.15	30.18	RMS	34.1	-16.4	.38	48.26	54	-5.74	-	-	283	385	V
4	* 5.149243	33.44	RMS	34.1	-16.4	.38	51.52	54	-2.48	-	-	283	385	V

* - indicates frequency in CFR47 Pt 15 / IC RSS-Restricted Band
Pk - Peak detector
RMS - RMS detection

UL LLC.
47173 Benicia Street, Fremont, CA 94538; USA. TEL:(510) 319-4000 FAX:(510) 661-0888
This report shall not be reproduced except in full, without the written approval of UL LLC.

HARMONICS AND SPURIOUS EMISSIONS

LOW CHANNEL RESULTS

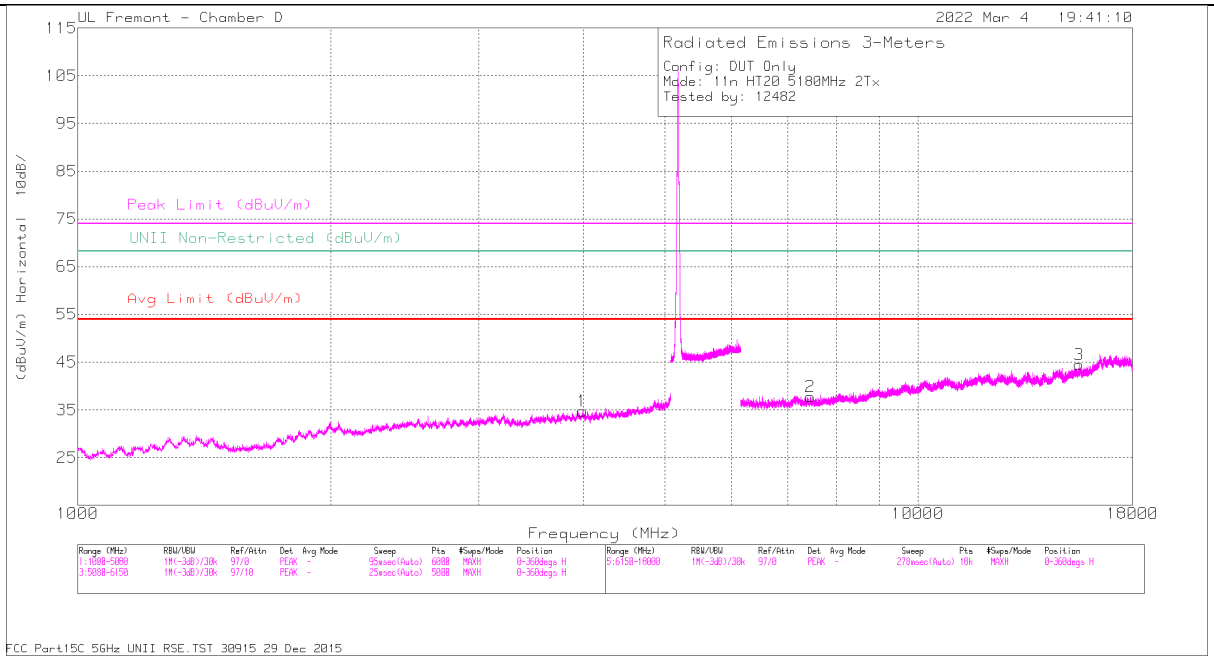

HORIZONTAL

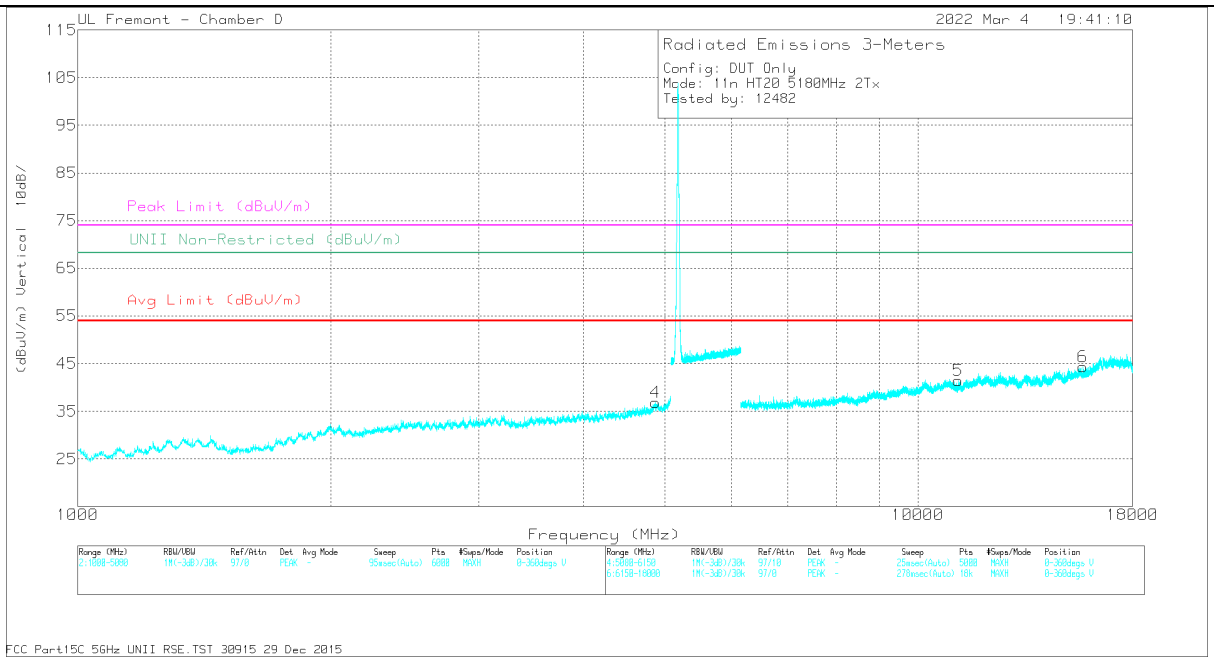

VERTICAL

UL LLC.
47173 Benicia Street, Fremont, CA 94538; USA. TEL:(510) 319-4000 FAX:(510) 661-0888

This report shall not be reproduced except in full, without the written approval of UL LLC.

RADIATED EMISSIONS

Marker	Frequency (MHz)	Meter Reading (dBuV)	Det	AF T712 (dB/m)	Amp/Cbl/Fltr/Pad (dB)	DC Corr (dB)	Corrected Reading (dBuV/m)	Avg Limit (dBuV/m)	Margin (dB)	Peak Limit (dBuV/m)	PK Margin (dB)	Azimuth (Degs)	Height (cm)	Polarity
1	* 3989.01	39.52	PK-U	33.4	-28.2	0	44.72	-	-	74	-29.28	21	165	H
	* 3989.24	27.81	ADR	33.4	-28.2	.1	33.11	54	-20.89	-	-	21	165	H
4	* 4868.52	38.08	PK-U	34	-25.6	0	46.48	-	-	74	-27.52	80	132	V
	* 4870.11	26.21	ADR	34	-25.6	.1	34.71	54	-19.29	-	-	80	132	V
2	* 7447.84	36.71	PK-U	35.8	-25.2	0	47.31	-	-	74	-26.69	169	222	H
	* 7448.82	25.21	ADR	35.8	-25.2	.1	35.91	54	-18.09	-	-	169	222	H
3	* 15552.01	34.89	PK-U	40.4	-22.1	0	53.19	-	-	74	-20.81	320	187	H
	* 15550.42	23.36	ADR	40.5	-22.1	.1	41.86	54	-12.14	-	-	320	187	H
5	* 11160.05	34.78	PK-U	37.8	-22	0	50.58	-	-	74	-23.42	298	235	V
	* 11159.49	22.79	ADR	37.8	-22	.1	38.69	54	-15.31	-	-	298	235	V
6	* 15726.91	34.78	PK-U	40.3	-21.8	0	53.28	-	-	74	-20.72	347	110	V
	* 15728.23	23.67	ADR	40.3	-21.8	.1	42.27	54	-11.73	-	-	347	110	V

* - indicates frequency in CFR47 Pt 15 / IC RSS-Restricted Band
PK-U - U-NII: Maximum Peak
ADR - U-NII AD primary method, RMS average

UL LLC.
47173 Benicia Street, Fremont, CA 94538; USA. TEL:(510) 319-4000 FAX:(510) 661-0888
This report shall not be reproduced except in full, without the written approval of UL LLC.

MID CHANNEL RESULTS

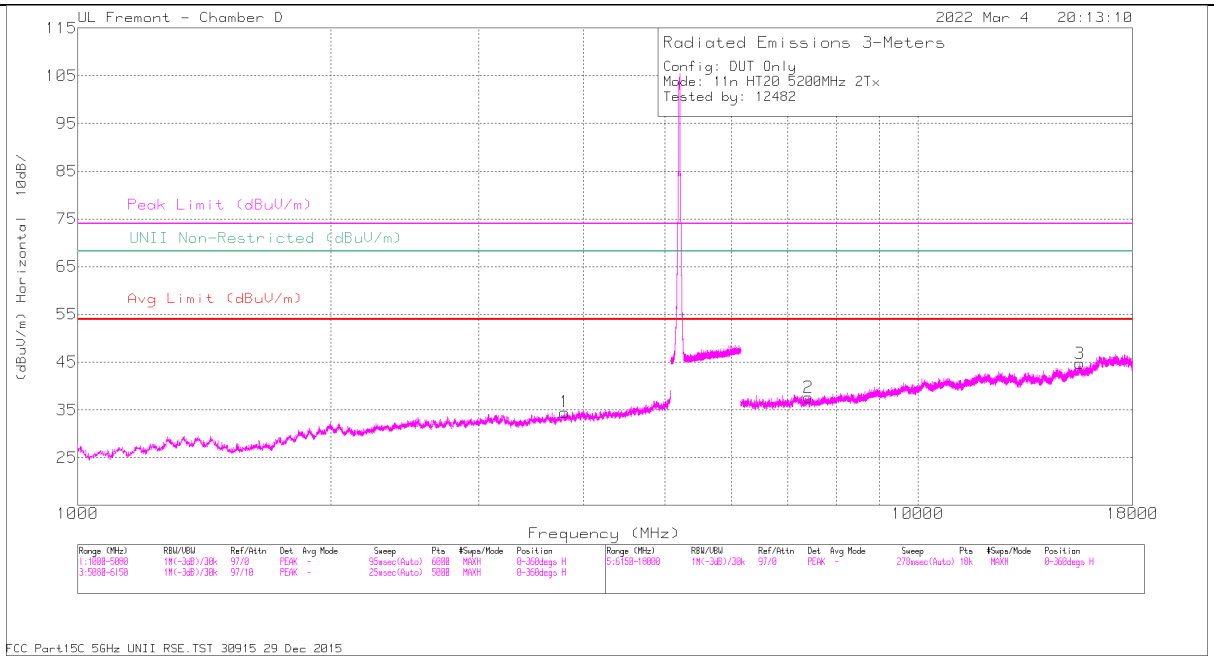

HORIZONTAL

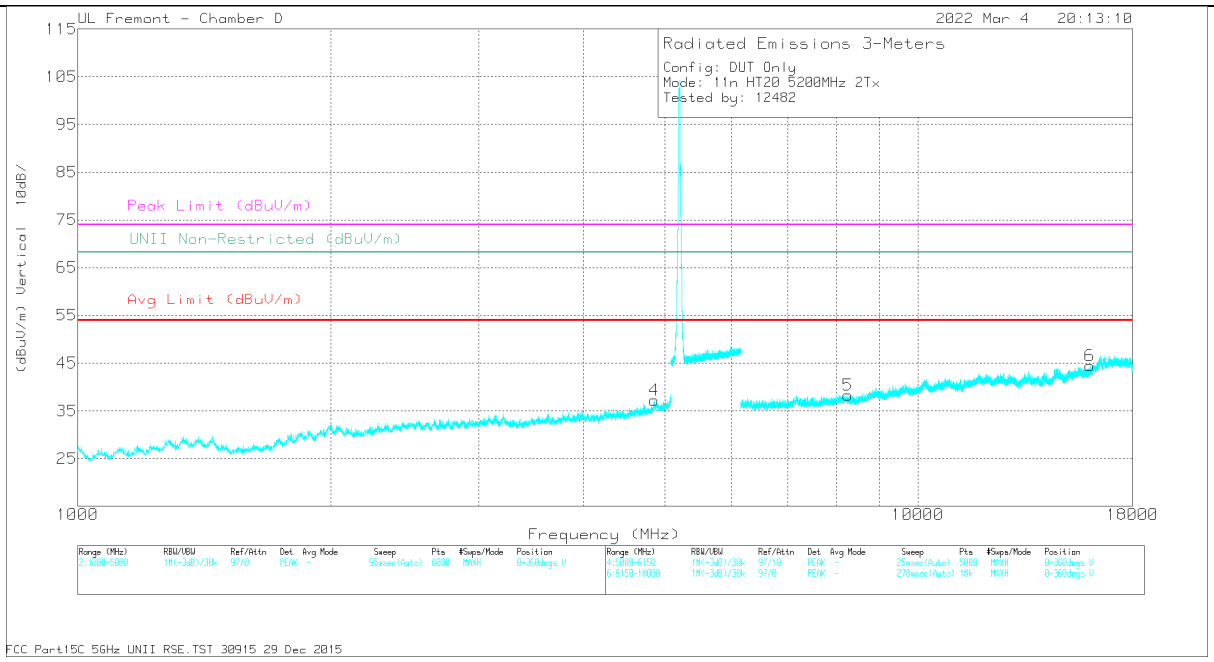

VERTICAL

UL LLC.
47173 Benicia Street, Fremont, CA 94538; USA. TEL:(510) 319-4000 FAX:(510) 661-0888
This report shall not be reproduced except in full, without the written approval of UL LLC.

RADIATED EMISSIONS

Marker	Frequency (MHz)	Meter Reading (dBuV)	Det	AF T712 (dB/m)	Amp/ Cbl/Flt r/Pad (dB)	DC Corr (dB)	Corrected Reading (dBuV /m)	Avg Limit (dBuV /m)	Margin (dB)	Peak Limit (dBuV /m)	PK Margin (dB)	Azimuth (Degs)	Height (cm)	Polarity
1	* 3798.3	39.32	PK-U	33.4	-28.5	0	44.22	-	-	74	-29.78	301	117	H
	* 3800.16	27.44	ADR	33.4	-28.6	.1	32.34	54	-21.66	-	-	301	117	H
4	* 4858.52	38.44	PK-U	34	-25.6	0	46.84	-	-	74	-27.16	202	106	V
	* 4859.04	26.55	ADR	34	-25.6	.1	35.05	54	-18.95	-	-	202	106	V
2	* 7401.97	37.69	PK-U	35.7	-25.4	0	47.99	-	-	74	-26.01	304	162	H
	* 7404.43	25.24	ADR	35.7	-25.3	.1	35.74	54	-18.26	-	-	304	162	H
3	* 15590.65	34.88	PK-U	40.4	-22.3	0	52.98	-	-	74	-21.02	341	289	H
	* 15588.88	23.41	ADR	40.5	-22.4	.1	41.61	54	-12.39	-	-	341	289	H
5	* 8248.44	37.04	PK-U	35.8	-24.9	0	47.94	-	-	74	-26.06	111	135	V
	* 8248.20	25.54	ADR	35.8	-24.9	.1	36.54	54	-17.46	-	-	111	135	V
6	* 16004.29	33.93	PK-U	40.4	-21.7	0	52.63	-	-	74	-21.37	247	147	V
	* 16004.77	22.53	ADR	40.4	-21.7	.1	41.33	54	-12.67	-	-	247	147	V

* - indicates frequency in CFR47 Pt 15 / IC RSS-Restricted Band
PK-U - U-NII: Maximum Peak
ADR - U-NII AD primary method, RMS average

UL LLC.
47173 Benicia Street, Fremont, CA 94538; USA. TEL:(510) 319-4000 FAX:(510) 661-0888
This report shall not be reproduced except in full, without the written approval of UL LLC.

HIGH CHANNEL RESULTS

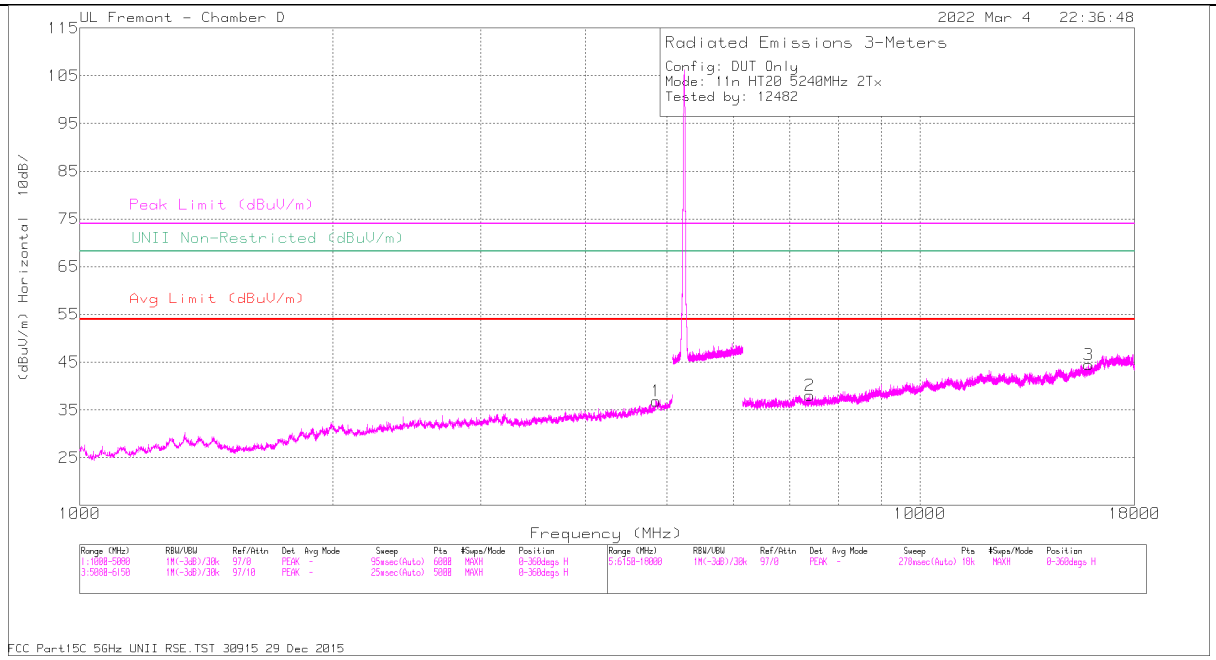

HORIZONTAL

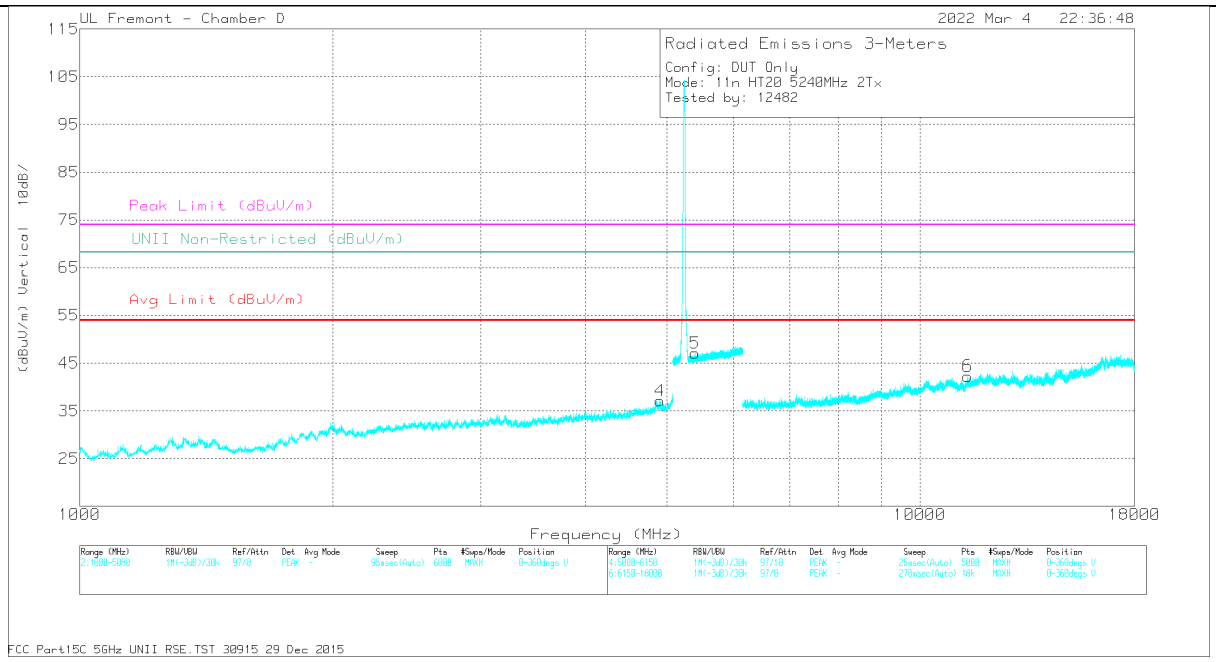

VERTICAL

UL LLC.
47173 Benicia Street, Fremont, CA 94538; USA. TEL:(510) 319-4000 FAX:(510) 661-0888
This report shall not be reproduced except in full, without the written approval of UL LLC.

RADIATED EMISSIONS

Marker	Frequency (MHz)	Meter Reading (dBuV)	Det	AF T712 (dB/m)	Amp/ Cbl/Fltr/Pad (dB)	DC Corr (dB)	Corrected Reading (dBuV/m)	Avg Limit (dBuV/m)	Margin (dB)	Peak Limit (dBuV/m)	PK Margin (dB)	Azimuth (Degs)	Height (cm)	Polarity
1	* 4851.7	38.3	PK-U	34	-25.8	0	46.5	-	-	74	-27.5	214	198	H
	* 4851.9	26.83	ADR	34	-25.8	.1	35.13	54	-18.87	-	-	214	198	H
4	* 4901.8	38.75	PK-U	34	-25.8	0	46.95	-	-	74	-27.05	341	124	V
	* 4901.3	26.67	ADR	34	-25.8	.1	34.97	54	-19.03	-	-	341	124	V
5	* 5393.9	40.32	PK-U	34.4	-18.3	0	56.42	-	-	74	-17.58	193	331	V
	* 5395.3	28.22	ADR	34.4	-18.3	.1	44.42	54	-9.58	-	-	193	331	V
2	* 7400.5	37.04	PK-U	35.7	-25.4	0	47.34	-	-	74	-26.66	144	273	H
	* 7399.6	25.45	ADR	35.7	-25.4	.1	35.85	54	-18.15	-	-	144	273	H
3	* 15869.7	35.61	PK-U	40.2	-21.7	0	54.11	-	-	74	-19.89	78	159	H
	* 15869.9	23.36	ADR	40.2	-21.7	.1	41.96	54	-12.04	-	-	78	159	H
6	* 11398.7	34.82	PK-U	38	-22	0	50.82	-	-	74	-23.18	211	122	V
	* 11398.7	23.25	ADR	38	-22	.1	39.35	54	-14.65	-	-	211	122	V

* - indicates frequency in CFR47 Pt 15 / IC RSS-Restricted Band
PK-U - U-NII: Maximum Peak
ADR - U-NII AD primary method, RMS average

UL LLC.
47173 Benicia Street, Fremont, CA 94538; USA. TEL:(510) 319-4000 FAX:(510) 661-0888
This report shall not be reproduced except in full, without the written approval of UL LLC.

1.1.2. TX ABOVE 1 GHz 802.11n HT40 MODE IN THE 5.2 GHz BAND

1TX Antenna 6 MODE

BANDEDGE (LOW CHANNEL)

HORIZONTAL RESULT

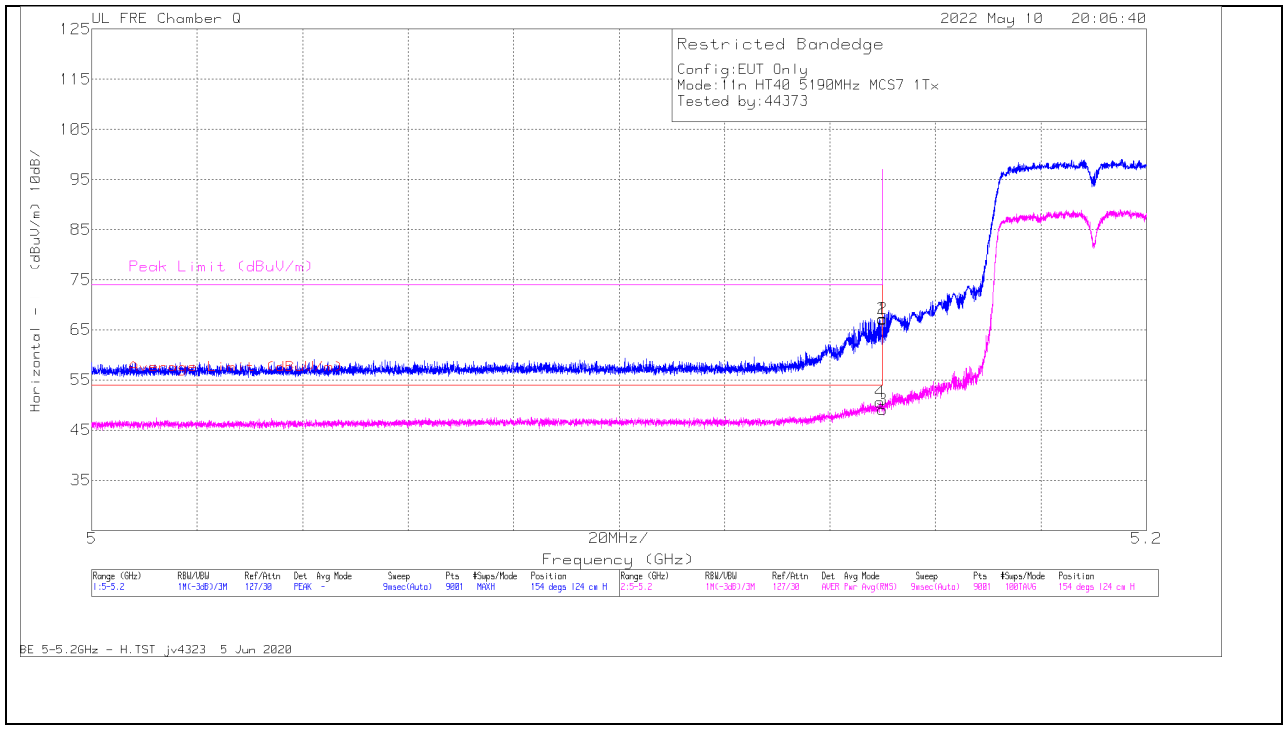

Marker	Frequency (GHz)	Meter Reading (dBuV)	Det	AF 20089 5 (dB/m)	Amp/Cbl/Fltr/Pad (dB)	DC Corr (dB)	Corrected Reading (dBuV/m)	Average Limit (dBuV/m)	Margin (dB)	Peak Limit (dBuV/m)	PK Margin (dB)	Azimuth (Degs)	Height (cm)	Polarity
4	5.14951	47.09	RMS	34.3	-31.4	.71	50.70	54	-3.30	-	-	154	124	H
2	5.149999	64.38	Pk	34.3	-31.4	0	67.28	-	-	74	-6.72	154	124	H
1	5.15	64.19	Pk	34.3	-31.4	0	67.09	-	-	74	-6.91	154	124	H
3	5.15	45.54	RMS	34.3	-31.4	.71	49.17	54	-4.83	-	-	154	124	H

Pk - Peak detector
RMS - RMS detection

UL LLC.
47173 Benicia Street, Fremont, CA 94538; USA. TEL:(510) 319-4000 FAX:(510) 661-0888
This report shall not be reproduced except in full, without the written approval of UL LLC.

VERTICAL RESULT

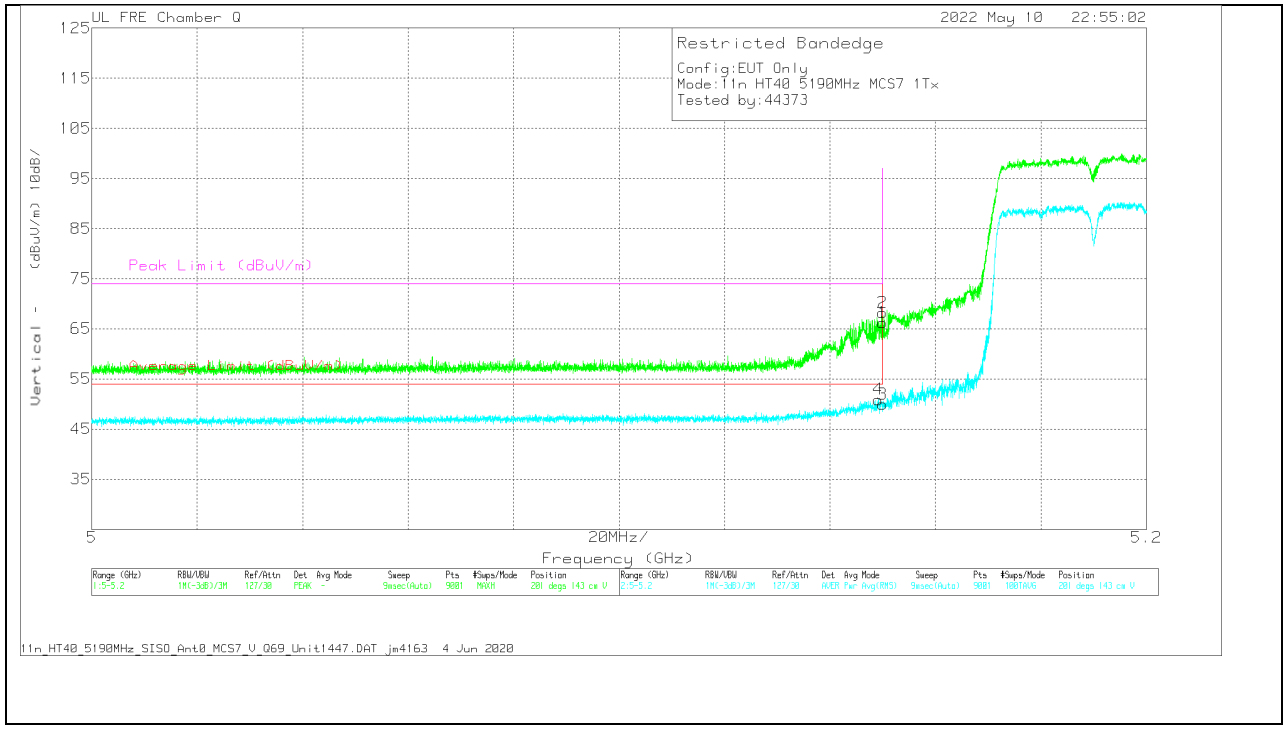

Marker	Frequency (GHz)	Meter Reading (dBuV)	Det	AF 200895 (dB/m)	Amp/Cbl/Fltr/Pad (dB)	DC Corr (dB)	Corrected Reading (dBuV/m)	Average Limit (dBuV/m)	Margin (dB)	Peak Limit (dBuV/m)	PK Margin (dB)	Azimuth (Degs)	Height (cm)	Polarity
4	5.149132	47.39	RMS	34.3	-31.4	.71	51.00	54	-3.00	-	-	201	143	V
2	5.149932	65.28	Pk	34.3	-31.4	0	68.18	-	-	74	-5.82	201	143	V
1	5.15	63.38	Pk	34.3	-31.4	0	66.28	-	-	74	-7.72	201	143	V
3	5.15	46.46	RMS	34.3	-31.4	.71	50.07	54	-3.93	-	-	201	143	V

Pk - Peak detector
RMS - RMS detection

UL LLC.
47173 Benicia Street, Fremont, CA 94538; USA. TEL:(510) 319-4000 FAX:(510) 661-0888
This report shall not be reproduced except in full, without the written approval of UL LLC.

1TX Antenna 5 MODE

BANDEDGE (LOW CHANNEL)

HORIZONTAL RESULT

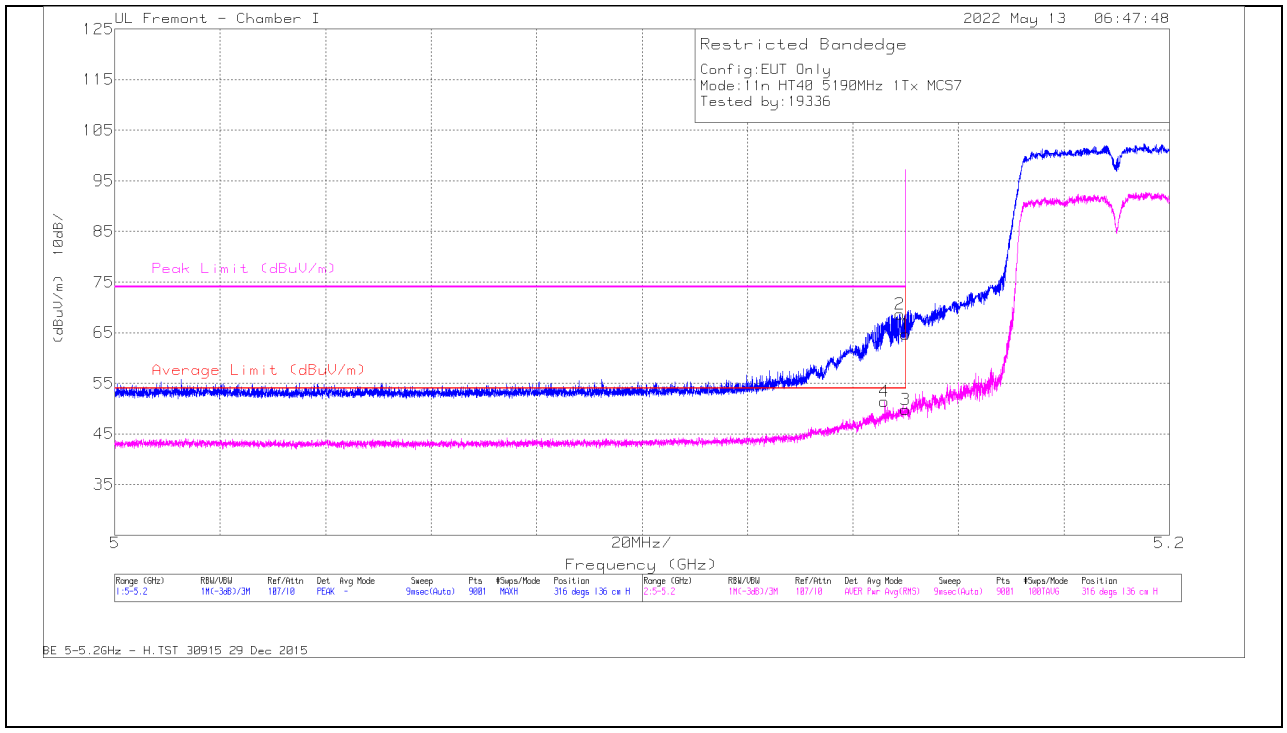

Marker	Frequency (GHz)	Meter Reading (dBuV)	Det	AF 20680 5 (dB/m)	Amp/Cbl/Fltr/Pad (dB)	DC Corr (dB)	Corrected Reading (dBuV/m)	Average Limit (dBuV/m)	Margin (dB)	Peak Limit (dBuV/m)	PK Margin (dB)	Azimuth (Degs)	Height (cm)	Polarity
1	* 5.15	46.95	Pk	34.1	-16.4	0	64.65	-	-	74	-9.35	316	136	H
2	* 5.14891	50.99	Pk	34.1	-16.4	0	68.69	-	-	74	-5.31	316	136	H
3	* 5.15	31.43	RMS	34.1	-16.4	.71	49.84	54	-4.16	-	-	316	136	H
4	* 5.145954	33.02	RMS	34.1	-16.4	.71	51.43	54	-2.57	-	-	316	136	H

* - indicates frequency in CFR47 Pt 15 / IC RSS-Restricted Band
Pk - Peak detector
RMS - RMS detection

UL LLC.
47173 Benicia Street, Fremont, CA 94538; USA. TEL:(510) 319-4000 FAX:(510) 661-0888
This report shall not be reproduced except in full, without the written approval of UL LLC.

VERTICAL RESULT

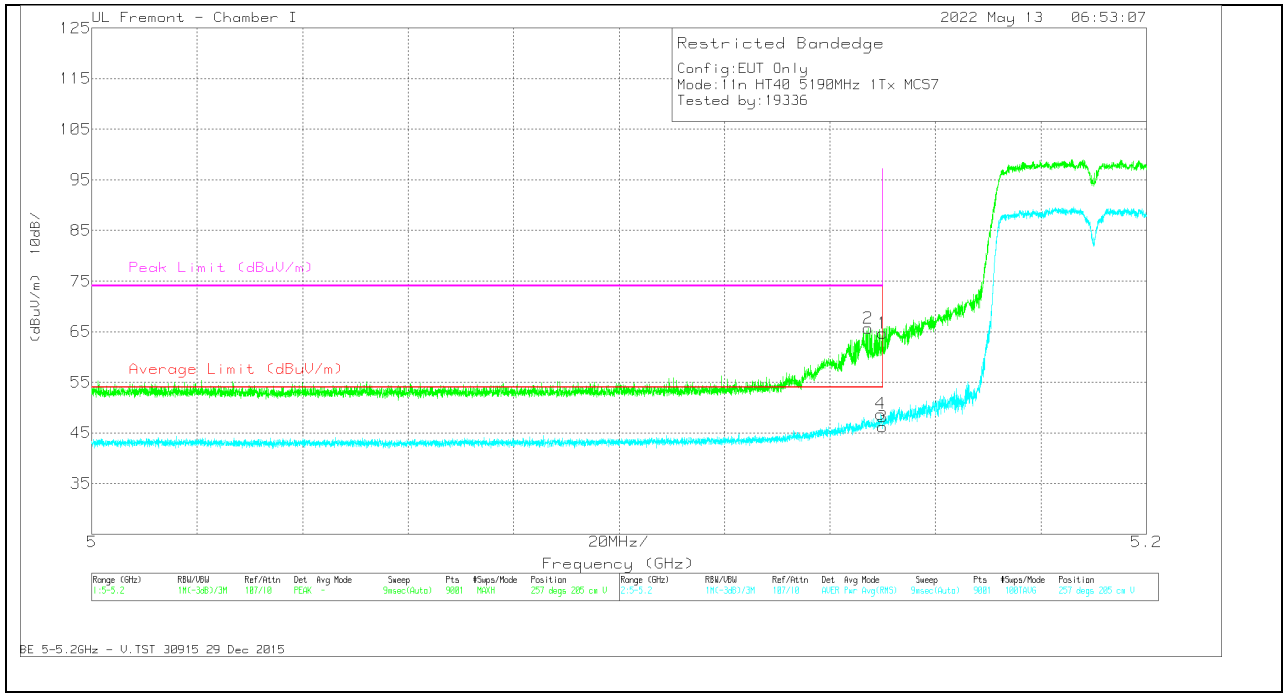

Marker	Frequency (GHz)	Meter Reading (dBuV)	Det	AF 206805 (dB/m)	Amp/Cbl/Fltr/Pad (dB)	DC Corr (dB)	Corrected Reading (dBuV/m)	Average Limit (dBuV/m)	Margin (dB)	Peak Limit (dBuV/m)	PK Margin (dB)	Azimuth (Degs)	Height (cm)	Polarity
1	* 5.15	46.96	Pk	34.1	-16.4	0	64.66	-	-	74	-9.34	257	205	V
2	* 5.147243	48.01	Pk	34.1	-16.4	0	65.71	-	-	74	-8.29	257	205	V
3	* 5.15	27.8	RMS	34.1	-16.4	.71	46.21	54	-7.79	-	-	257	205	V
4	* 5.149621	30.33	RMS	34.1	-16.4	.71	48.74	54	-5.26	-	-	257	205	V

* - indicates frequency in CFR47 Pt 15 / IC RSS-Restricted Band
Pk - Peak detector
RMS - RMS detection

UL LLC.
47173 Benicia Street, Fremont, CA 94538; USA. TEL:(510) 319-4000 FAX:(510) 661-0888
This report shall not be reproduced except in full, without the written approval of UL LLC.

2TX Antenna 6 + Antenna 5 CDD MODE

BANDEDGE (LOW CHANNEL)

HORIZONTAL RESULT

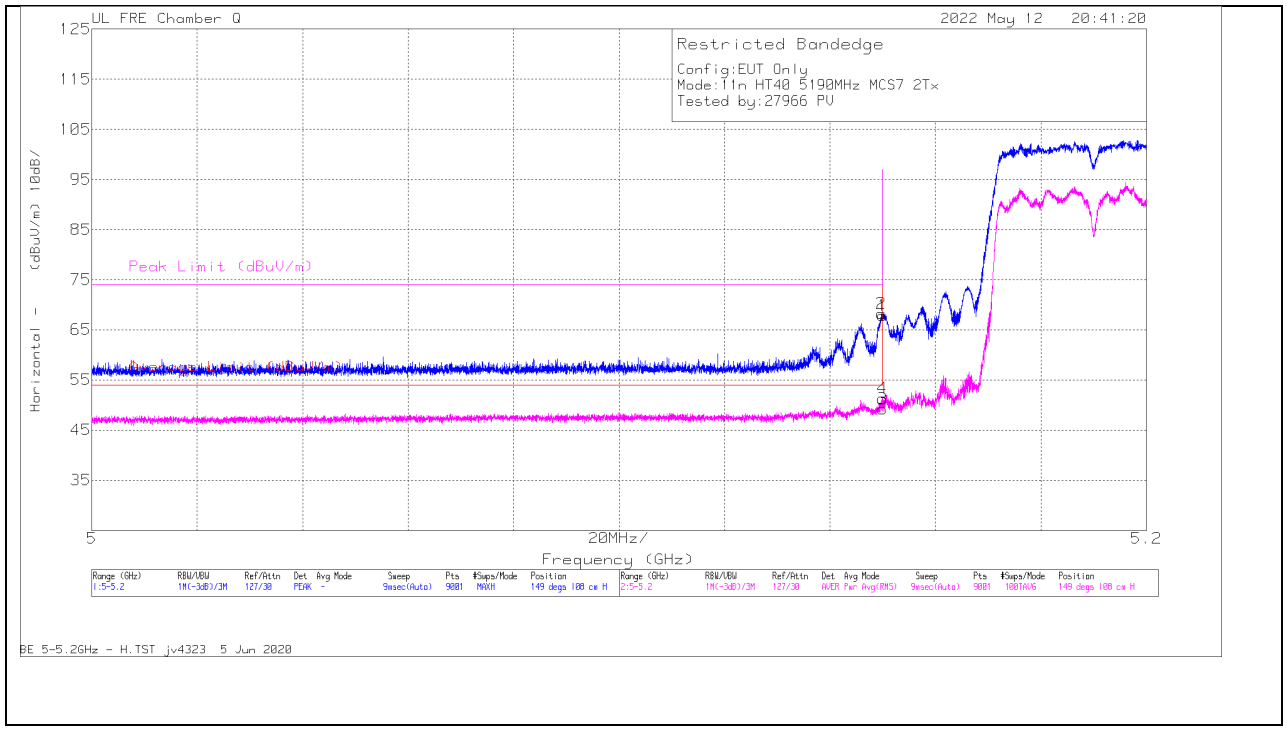

Marker	Frequency (GHz)	Meter Reading (dBuV)	Det	AF 200895 (dB/m)	Amp/Cbl/Fltr/Pad (dB)	DC Corr (dB)	Corrected Reading (dBuV/m)	Average Limit (dBuV/m)	Margin (dB)	Peak Limit (dBuV/m)	PK Margin (dB)	Azimuth (Degs)	Height (cm)	Polarity
2	5.149776	65.39	Pk	34.3	-31.4	0	68.29	-	-	74	-5.71	149	108	H
4	5.14991	47.49	RMS	34.3	-31.4	.71	51.10	54	-2.90	-	-	149	108	H
1	5.15	64.95	Pk	34.3	-31.4	0	67.85	-	-	74	-6.15	149	108	H
3	5.15	45.41	RMS	34.3	-31.4	.71	49.02	54	-4.98	-	-	149	108	H

* - indicates frequency in CFR47 Pt 15 / IC RSS-Restricted Band
Pk - Peak detector
RMS - RMS detection

UL LLC.
47173 Benicia Street, Fremont, CA 94538; USA. TEL:(510) 319-4000 FAX:(510) 661-0888
This report shall not be reproduced except in full, without the written approval of UL LLC.

VERTICAL RESULT

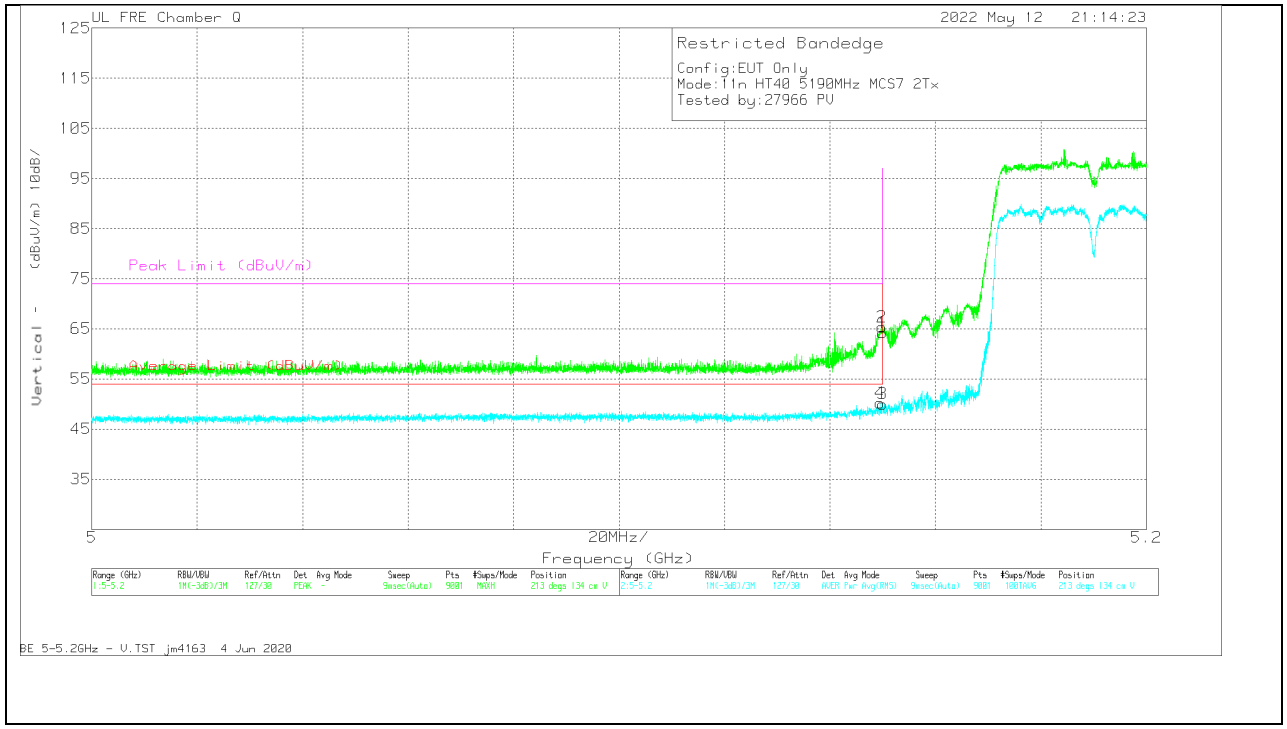

Marker	Frequency (GHz)	Meter Reading (dBuV)	Det	AF 200895 (dB/m)	Amp/Cbl/Fltr/Pad (dB)	DC Corr (dB)	Corrected Reading (dBuV/m)	Average Limit (dBuV/m)	Margin (dB)	Peak Limit (dBuV/m)	PK Margin (dB)	Azimuth (Degs)	Height (cm)	Polarity
4	5.149465	46.43	RMS	34.3	-31.4	.71	50.04	54	-3.96	-	-	213	134	V
2	5.149887	62.51	Pk	34.3	-31.4	0	65.41	-	-	74	-8.59	213	134	V
1	5.15	61.32	Pk	34.3	-31.4	0	64.22	-	-	74	-9.78	213	134	V
3	5.15	46.21	RMS	34.3	-31.4	.71	49.82	54	-4.18	-	-	213	134	V

* - indicates frequency in CFR47 Pt 15 / IC RSS-Restricted Band
Pk - Peak detector
RMS - RMS detection

UL LLC.
47173 Benicia Street, Fremont, CA 94538; USA. TEL:(510) 319-4000 FAX:(510) 661-0888
This report shall not be reproduced except in full, without the written approval of UL LLC.

HARMONICS AND SPURIOUS EMISSIONS

LOW CHANNEL RESULTS

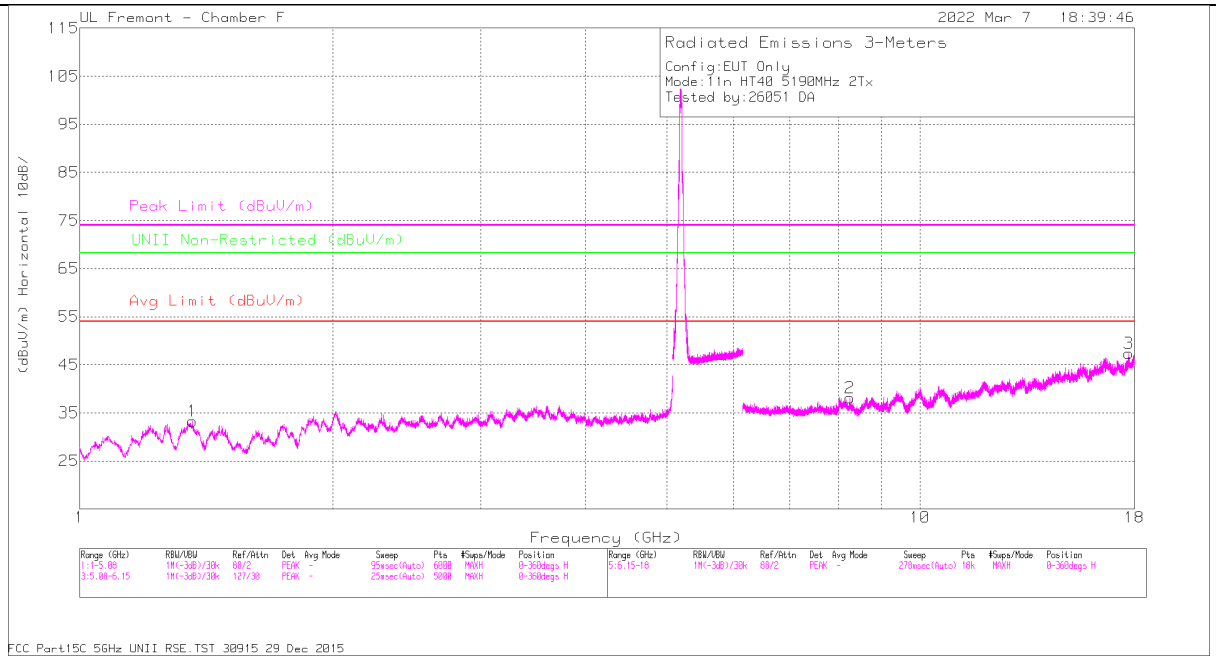

HORIZONTAL

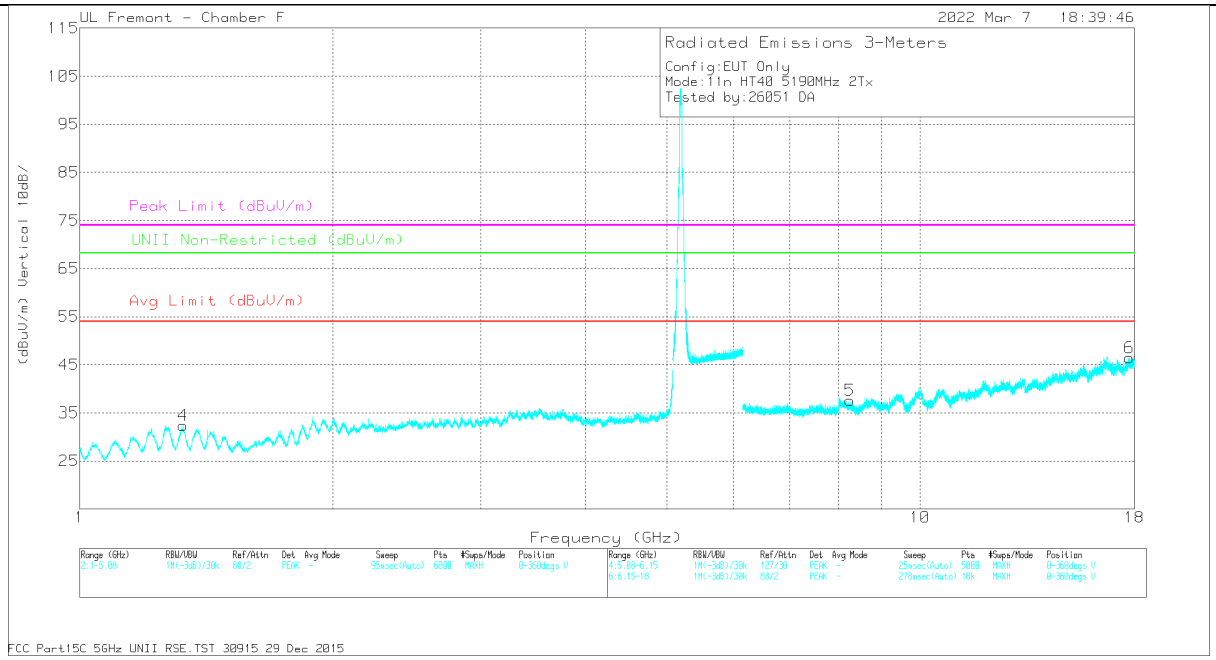

VERTICAL

UL LLC.
47173 Benicia Street, Fremont, CA 94538; USA. TEL:(510) 319-4000 FAX:(510) 661-0888

This report shall not be reproduced except in full, without the written approval of UL LLC.

RADIATED EMISSIONS

Marker	Frequency (GHz)	Meter Reading (dBuV)	Det	AF T120 (dB/m)	Amp/Cbl/Fltr/Pad (dB)	DC Corr (dB)	Corrected Reading (dBuV/m)	Avg Limit (dBuV/m)	Margin (dB)	Peak Limit (dBuV/m)	PK Margin (dB)	Azimuth (Degs)	Height (cm)	Polarity
1	* 1.3621	58.75	PK-U	29.7	-48.6	0	39.85	-	-	74	-34.15	360	200	H
	* 1.3629	47.1	ADR	29.7	-48.6	.2	28.4	54	-25.6	-	-	360	200	H
4	* 1.3255	60.77	PK-U	29.8	-48.5	0	42.07	-	-	74	-31.93	360	200	V
	* 1.3258	49.23	ADR	29.8	-48.5	.2	30.73	54	-23.27	-	-	360	200	V
2	* 8.2511	55.36	PK-U	35.8	-44.3	0	46.86	-	-	74	-27.14	360	101	H
	* 8.2511	43.86	ADR	35.8	-44.3	.2	35.56	54	-18.44	-	-	360	101	H
3	* 17.7265	58.59	PK-U	41.5	-44.1	0	55.99	-	-	74	-18.01	360	101	H
	* 17.7262	47.03	ADR	41.5	-44.1	.2	44.63	54	-9.37	-	-	360	101	H
5	* 8.2566	55.74	PK-U	35.8	-44.3	0	47.24	-	-	74	-26.76	360	101	V
	* 8.2548	43.86	ADR	35.8	-44.3	.2	35.56	54	-18.44	-	-	360	101	V
6	* 17.7400	58.38	PK-U	41.5	-44	0	55.88	-	-	74	-18.12	360	200	V
	* 17.7418	46.87	ADR	41.6	-44.1	.2	44.57	54	-9.43	-	-	360	200	V

* - indicates frequency in CFR47 Pt 15 / IC RSS-Restricted Band
PK-U - U-NII: Maximum Peak
ADR - U-NII AD primary method, RMS average

UL LLC.
47173 Benicia Street, Fremont, CA 94538; USA. TEL:(510) 319-4000 FAX:(510) 661-0888
This report shall not be reproduced except in full, without the written approval of UL LLC.

HIGH CHANNEL RESULTS

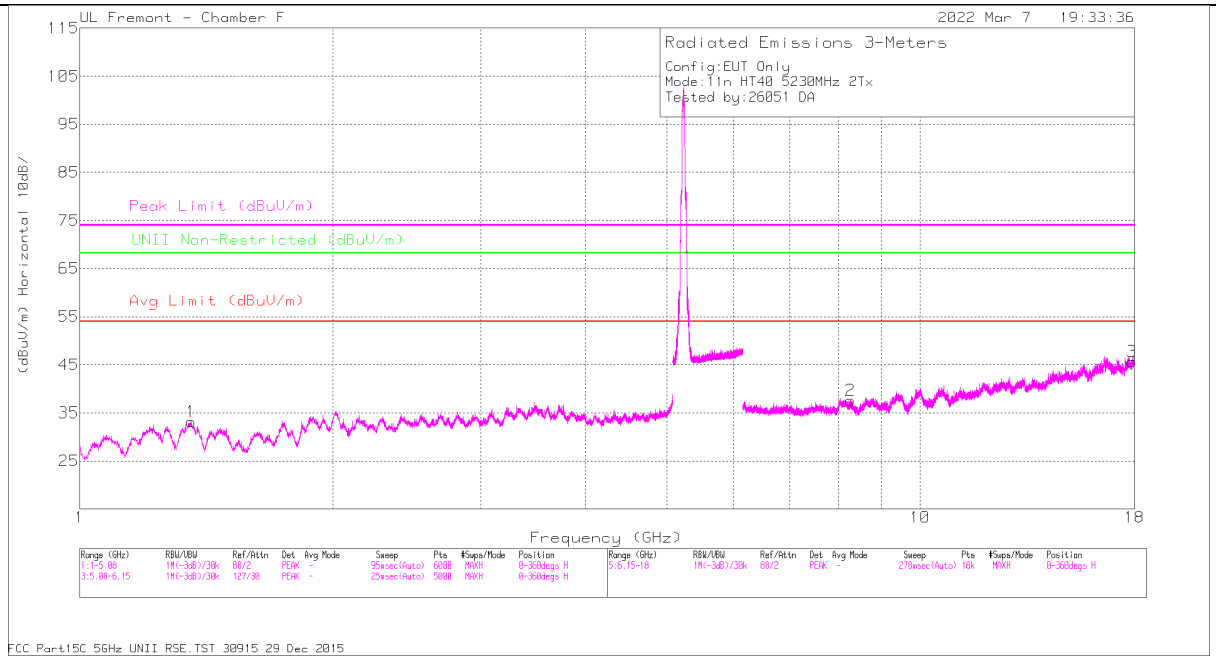

HORIZONTAL

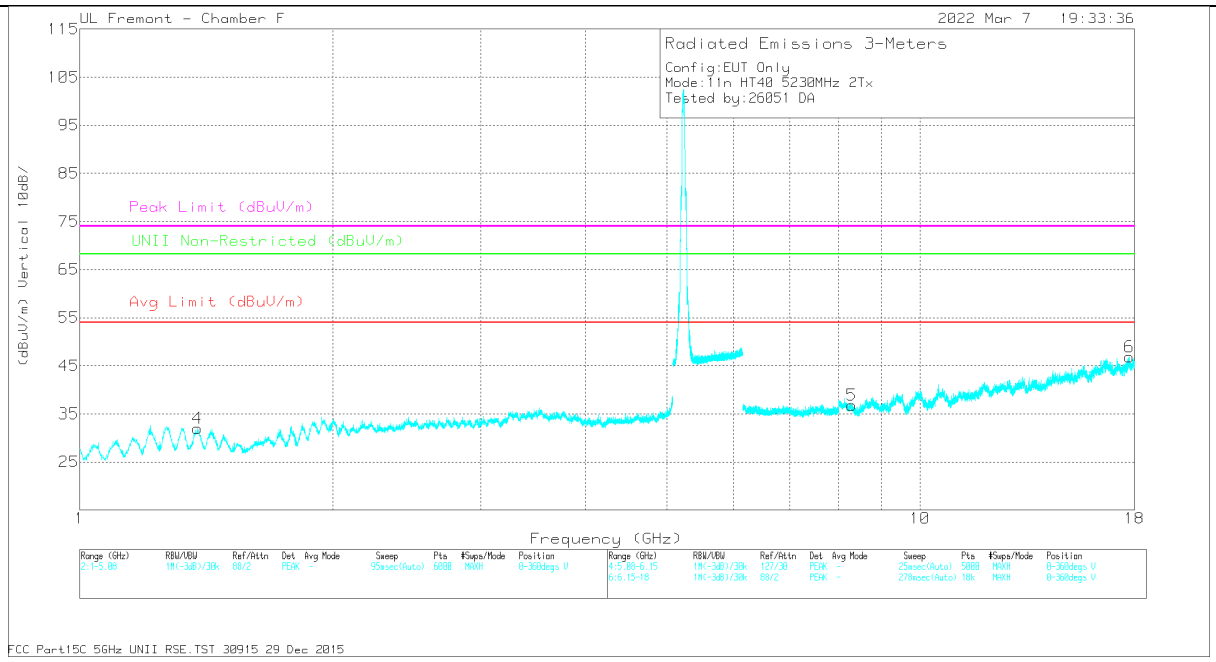

VERTICAL

UL LLC.
47173 Benicia Street, Fremont, CA 94538; USA. TEL:(510) 319-4000 FAX:(510) 661-0888
This report shall not be reproduced except in full, without the written approval of UL LLC.

RADIATED EMISSIONS

Marker	Frequency (GHz)	Meter Reading (dBuV)	Det	AF T120 (dB/m)	Amp/Cbl/Fltr/Pad (dB)	DC Corr (dB)	Corrected Reading (dBuV/m)	Avg Limit (dBuV/m)	Margin (dB)	Peak Limit (dBuV/m)	PK Margin (dB)	Azimuth (Degs)	Height (cm)	Polarity
1	* 1.3589	58.08	PK-U	29.6	-48.6	0	39.08	-	-	74	-34.92	360	200	H
	* 1.3589	46.02	ADR	29.6	-48.6	.2	27.22	54	-26.78	-	-	360	200	H
4	* 1.3803	60.86	PK-U	29.3	-48.5	0	41.66	-	-	74	-32.34	360	200	V
	* 1.3826	49.52	ADR	29.3	-48.5	.2	30.52	54	-23.48	-	-	360	200	V
2	* 8.2757	56.69	PK-U	35.8	-44.4	0	48.09	-	-	74	-25.91	360	200	H
	* 8.2722	43.87	ADR	35.8	-44.3	.2	35.57	54	-18.43	-	-	360	200	H
3	* 17.8739	58.45	PK-U	41.9	-45.4	0	54.95	-	-	74	-19.05	360	101	H
	* 17.871	47.05	ADR	42	-45.5	.2	43.75	54	-10.25	-	-	360	101	H
5	* 8.2938	55.94	PK-U	35.8	-44.6	0	47.14	-	-	74	-26.86	360	101	V
	* 8.2968	43.82	ADR	35.8	-44.5	.2	35.32	54	-18.68	-	-	360	101	V
6	* 17.7442	58.7	PK-U	41.5	-44.2	0	56	-	-	74	-18	360	200	V
	* 17.7445	46.86	ADR	41.6	-44.2	.2	44.46	54	-9.54	-	-	360	200	V

* - indicates frequency in CFR47 Pt 15 / IC RSS-Restricted Band
PK-U - U-NII: Maximum Peak
ADR - U-NII AD primary method, RMS average

UL LLC.
47173 Benicia Street, Fremont, CA 94538; USA. TEL:(510) 319-4000 FAX:(510) 661-0888
This report shall not be reproduced except in full, without the written approval of UL LLC.

1.1.3. TX ABOVE 1 GHz 802.11ac VHT80 MODE IN THE 5.2 GHz BAND

1TX Antenna 6 MODE

BANDEDGE (MID CHANNEL)

HORIZONTAL RESULT

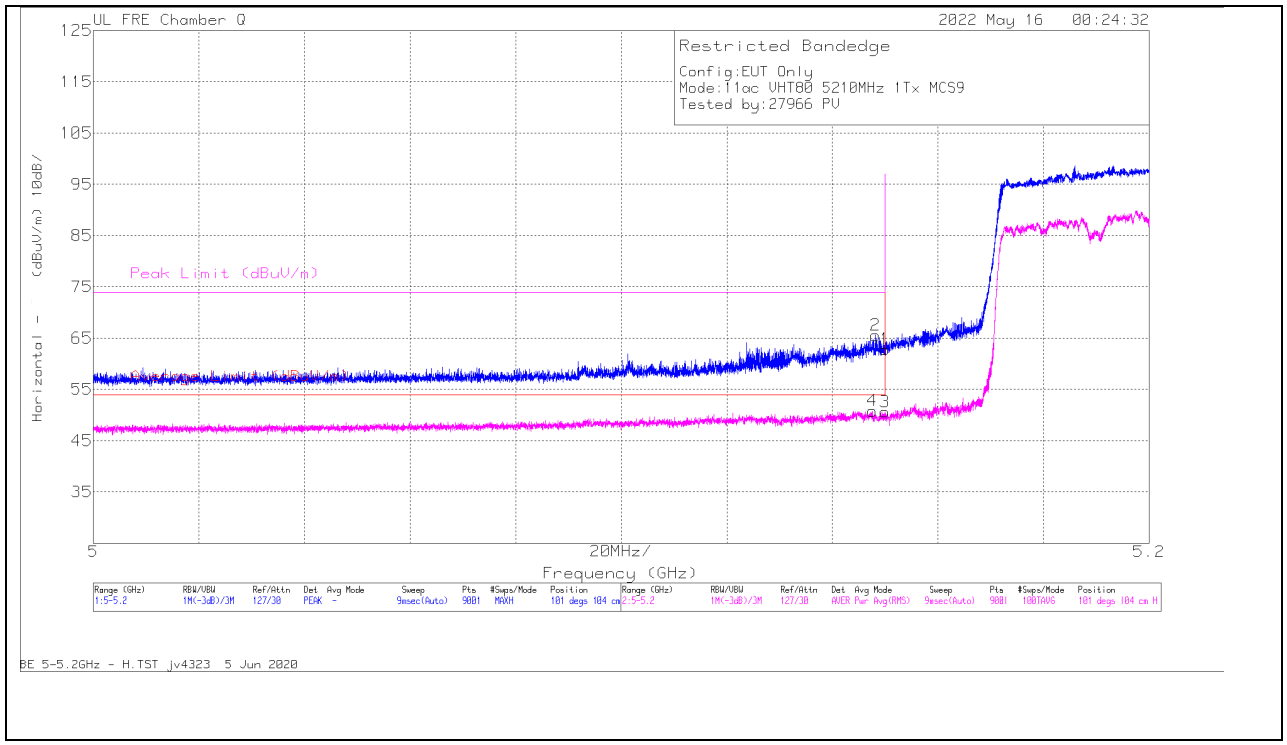

Marker	Frequency (GHz)	Meter Reading (dBuV)	Det	AF 200895 (dB/m)	Amp/Cbl/Fltr/Pad (dB)	DC Corr (dB)	Corrected Reading (dBuV/m)	Average Limit (dBuV/m)	Margin (dB)	Peak Limit (dBuV/m)	PK Margin (dB)	Azimuth (Degs)	Height (cm)	Polarity
4	5.147554	46.82	RMS	34.3	-31.4	1.09	50.81	54	-3.19	-	-	101	104	H
2	5.148199	62.64	Pk	34.3	-31.4	0	65.54	-	-	74	-8.46	101	104	H
1	5.15	59.93	Pk	34.3	-31.4	0	62.83	-	-	74	-11.17	101	104	H
3	5.15	46.6	RMS	34.3	-31.4	1.09	50.59	54	-3.41	-	-	101	104	H

Pk - Peak detector
RMS - RMS detection

UL LLC.
47173 Benicia Street, Fremont, CA 94538; USA. TEL:(510) 319-4000 FAX:(510) 661-0888
This report shall not be reproduced except in full, without the written approval of UL LLC.

VERTICAL RESULT

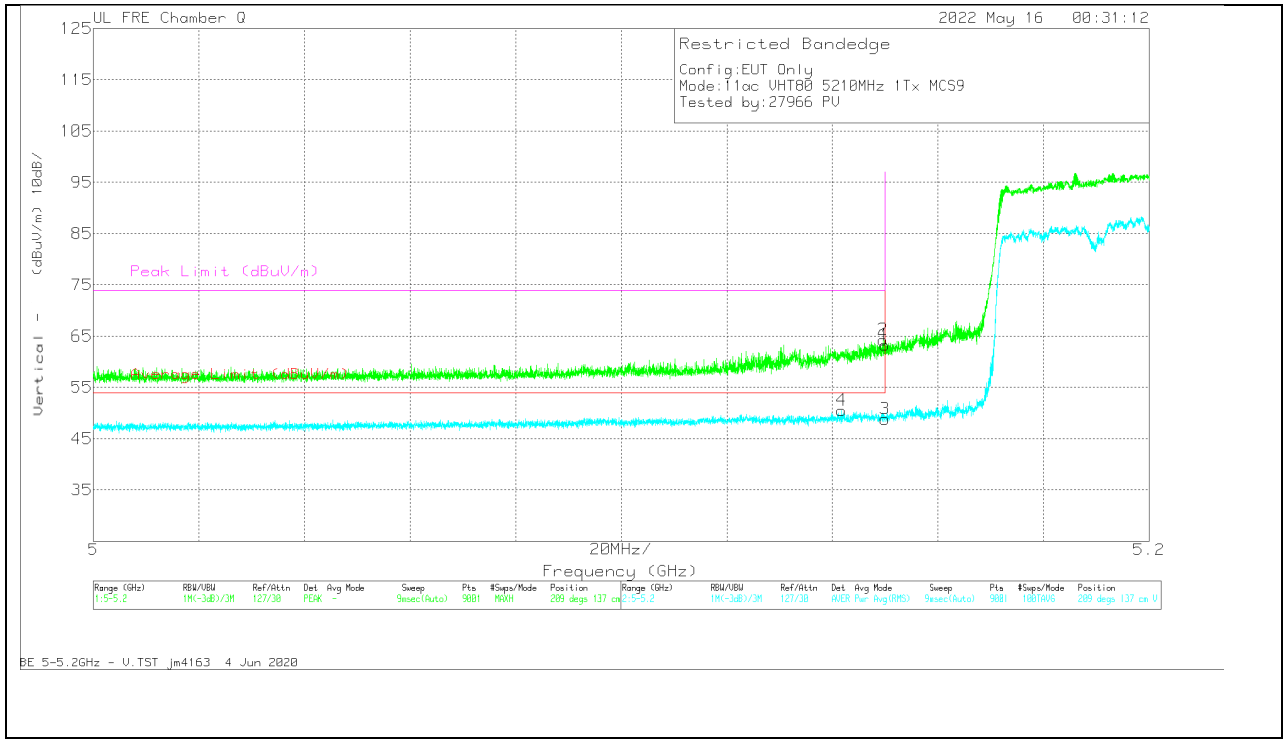

Marker	Frequency (GHz)	Meter Reading (dBuV)	Det	AF 200895 (dB/m)	Amp/Cbl/Fltr/Pad (dB)	DC Corr (dB)	Corrected Reading (dBuV/m)	Average Limit (dBuV/m)	Margin (dB)	Peak Limit (dBuV/m)	PK Margin (dB)	Azimuth (Degs)	Height (cm)	Polarity
4	5.14171	46.74	RMS	34.2	-31.5	1.09	50.53	54	-3.47	-	-	209	137	V
2	5.149599	61.39	Pk	34.3	-31.4	0	64.29	-	-	74	-9.71	209	137	V
1	5.15	60.36	Pk	34.3	-31.4	0	63.26	-	-	74	-10.74	209	137	V
3	5.15	44.86	RMS	34.3	-31.4	1.09	48.85	54	-5.15	-	-	209	137	V

Pk - Peak detector
RMS - RMS detection

UL LLC.
47173 Benicia Street, Fremont, CA 94538; USA. TEL:(510) 319-4000 FAX:(510) 661-0888
This report shall not be reproduced except in full, without the written approval of UL LLC.

1TX Antenna 5 MODE

BANDEDGE (MID CHANNEL)

HORIZONTAL RESULT

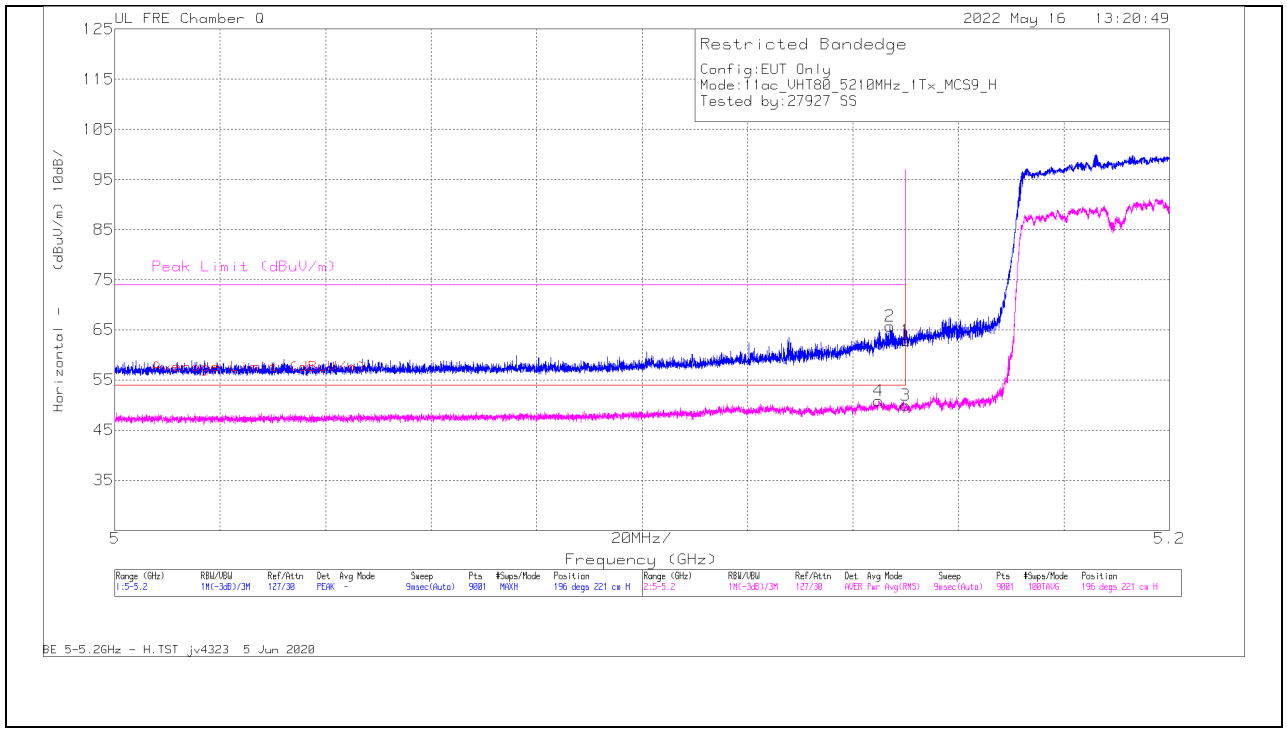

Marker	Frequency (GHz)	Meter Reading (dBuV)	Det	AF 200895 (dB/m)	Amp/Cbl/Fltr/Pad (dB)	DC Corr (dB)	Corrected Reading (dBuV/m)	Average Limit (dBuV/m)	Margin (dB)	Peak Limit (dBuV/m)	PK Margin (dB)	Azimuth (Degs)	Height (cm)	Polarity
4	5.14491	47	RMS	34.2	-31.4	1.09	50.89	54	-3.11	-	-	196	221	H
2	5.147043	62.78	Pk	34.3	-31.4	0	65.68	-	-	74	-8.32	196	221	H
1	5.15	59.99	Pk	34.3	-31.4	0	62.89	-	-	74	-11.11	196	221	H
3	5.15	45.94	RMS	34.3	-31.4	1.09	49.93	54	-4.07	-	-	196	221	H

Pk - Peak detector
RMS - RMS detection

UL LLC.
47173 Benicia Street, Fremont, CA 94538; USA. TEL:(510) 319-4000 FAX:(510) 661-0888
This report shall not be reproduced except in full, without the written approval of UL LLC.

VERTICAL RESULT

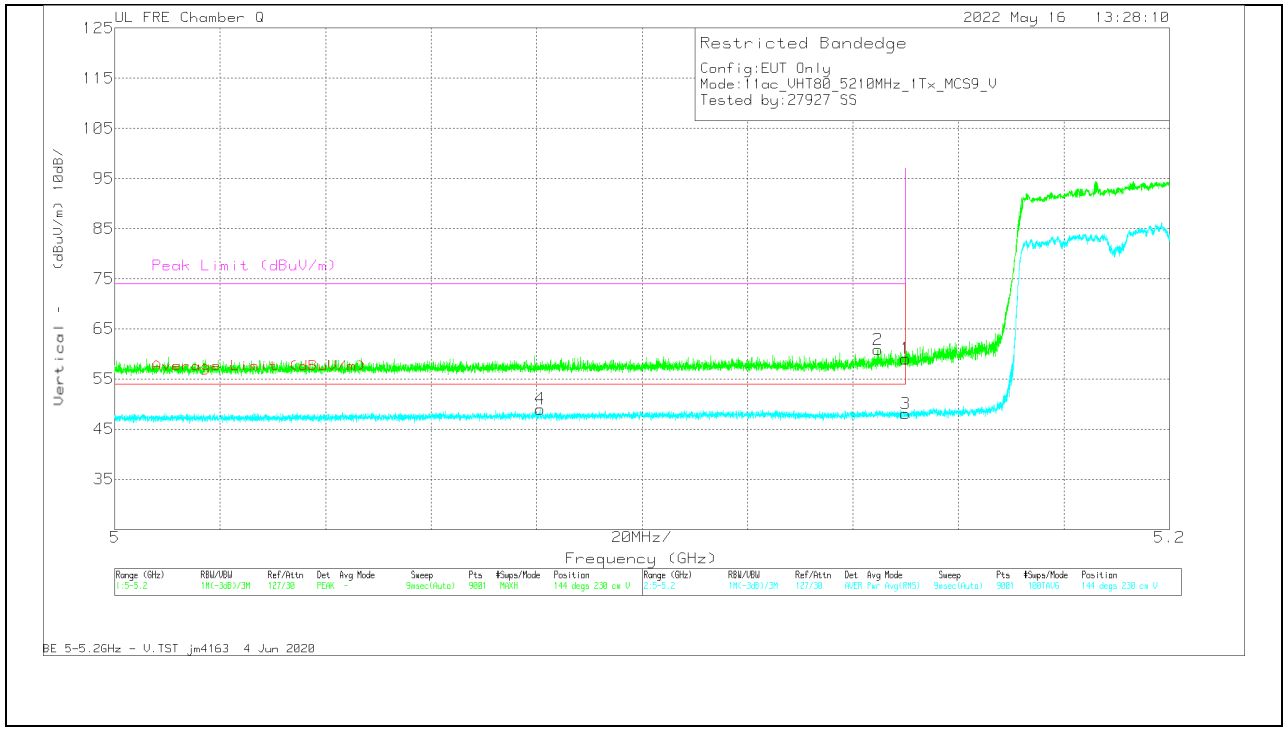

Marker	Frequency (GHz)	Meter Reading (dBuV)	Det	AF 200895 (dB/m)	Amp/Cbl/Fltr/Pad (dB)	DC Corr (dB)	Corrected Reading (dBuV/m)	Average Limit (dBuV/m)	Margin (dB)	Peak Limit (dBuV/m)	PK Margin (dB)	Azimuth (Degs)	Height (cm)	Polarity
4	5.080666	45.35	RMS	34.2	-31.6	1.09	49.04	54	-4.96	-	-	144	230	V
2	5.144687	58	Pk	34.2	-31.4	0	60.8	-	-	74	-13.2	144	230	V
1	5.15	56.14	Pk	34.3	-31.4	0	59.04	-	-	74	-14.96	144	230	V
3	5.15	44.12	RMS	34.3	-31.4	1.09	48.11	54	-5.89	-	-	144	230	V

Pk - Peak detector
RMS - RMS detection

UL LLC.
47173 Benicia Street, Fremont, CA 94538; USA. TEL:(510) 319-4000 FAX:(510) 661-0888
This report shall not be reproduced except in full, without the written approval of UL LLC.

2TX Antenna 6 + Antenna 5 CDD MODE

BANDEDGE (MID CHANNEL)

HORIZONTAL RESULT

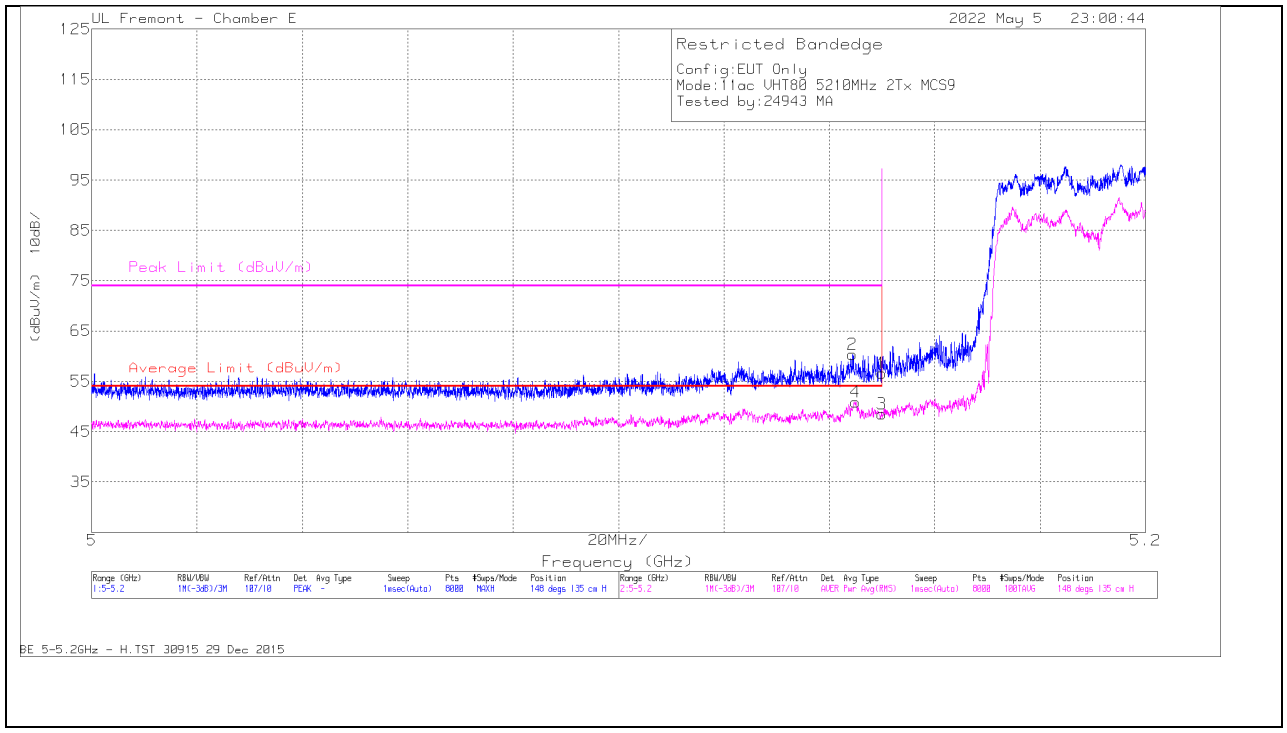

Marker	Frequency (GHz)	Meter Reading (dBuV)	Det	20089 7 ACF (dB/m)	Amp/Cbl/Pad (dB)	DC Corr (dB)	Corrected Reading (dBuV/m)	Average Limit (dBuV/m)	Margin (dB)	Peak Limit (dBuV/m)	PK Margin (dB)	Azimuth (Degs)	Height (cm)	Polarity
1	* 5.15	43.52	Pk	34.5	-21.4	0	56.62	-	-	74	-17.38	148	135	H
2	* 5.144417	47.22	Pk	34.5	-21.4	0	60.32	-	-	74	-13.68	148	135	H
3	* 5.15	34.09	RMS	34.5	-21.4	1.09	48.28	54	-5.72	-	-	148	135	H
4	* 5.145017	36.51	RMS	34.5	-21.4	1.09	50.70	54	-3.30	-	-	148	135	H

* - indicates frequency in CFR47 Pt 15 / IC RSS-Restricted Band
Pk - Peak detector
RMS - RMS detection

UL LLC.
47173 Benicia Street, Fremont, CA 94538; USA. TEL:(510) 319-4000 FAX:(510) 661-0888
This report shall not be reproduced except in full, without the written approval of UL LLC.

VERTICAL RESULT

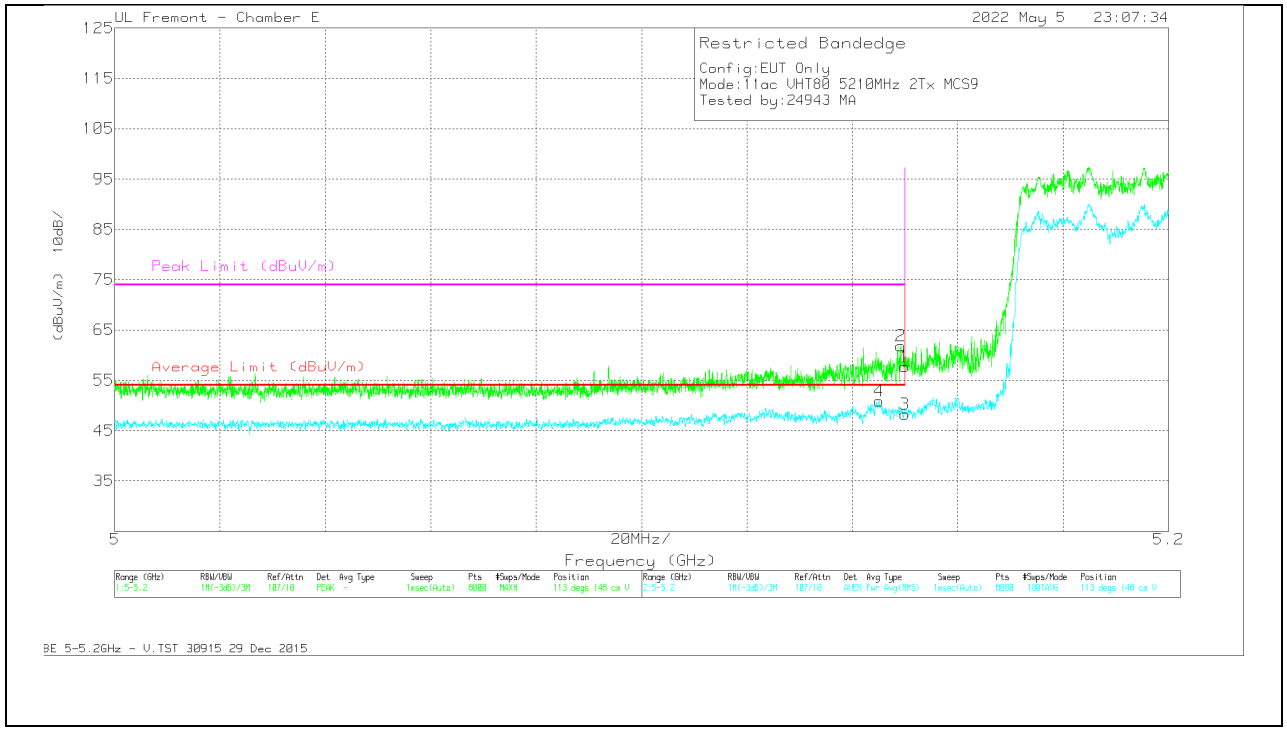

Marker	Frequency (GHz)	Meter Reading (dBuV)	Det	200897 ACF (dB/m)	Amp/Cbl/Pad (dB)	DC Corr (dB)	Corrected Reading (dBuV/m)	Average Limit (dBuV/m)	Margin (dB)	Peak Limit (dBuV/m)	PK Margin (dB)	Azimuth (Degs)	Height (cm)	Polarity
1	* 5.15	44.63	Pk	34.5	-21.4	0	57.73	-	-	74	-16.27	113	148	V
2	* 5.149193	48.75	Pk	34.5	-21.4	0	61.85	-	-	74	-12.15	113	148	V
3	* 5.15	33.9	RMS	34.5	-21.4	1.09	48.09	54	-5.91	-	-	113	148	V
4	* 5.145042	36.54	RMS	34.5	-21.4	1.09	50.73	54	-3.27	-	-	113	148	V

* - indicates frequency in CFR47 Pt 15 / IC RSS-Restricted Band
Pk - Peak detector
RMS - RMS detection

UL LLC.
47173 Benicia Street, Fremont, CA 94538; USA. TEL:(510) 319-4000 FAX:(510) 661-0888
This report shall not be reproduced except in full, without the written approval of UL LLC.

HARMONICS AND SPURIOUS EMISSIONS

MID CHANNEL RESULTS

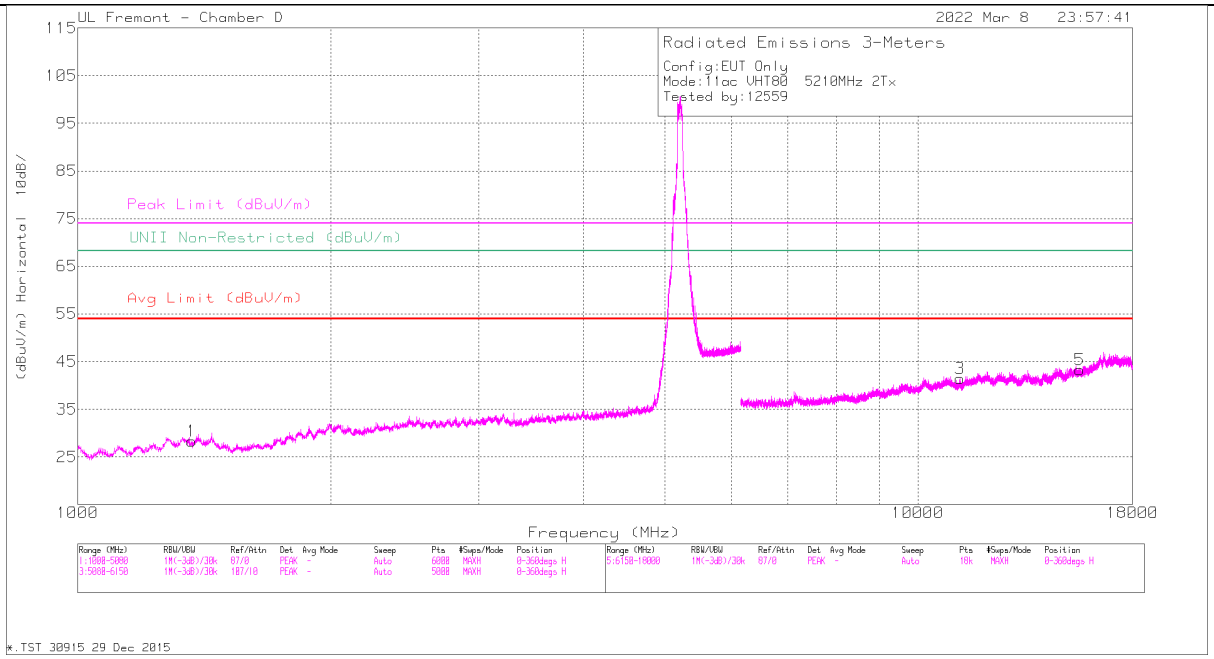

HORIZONTAL

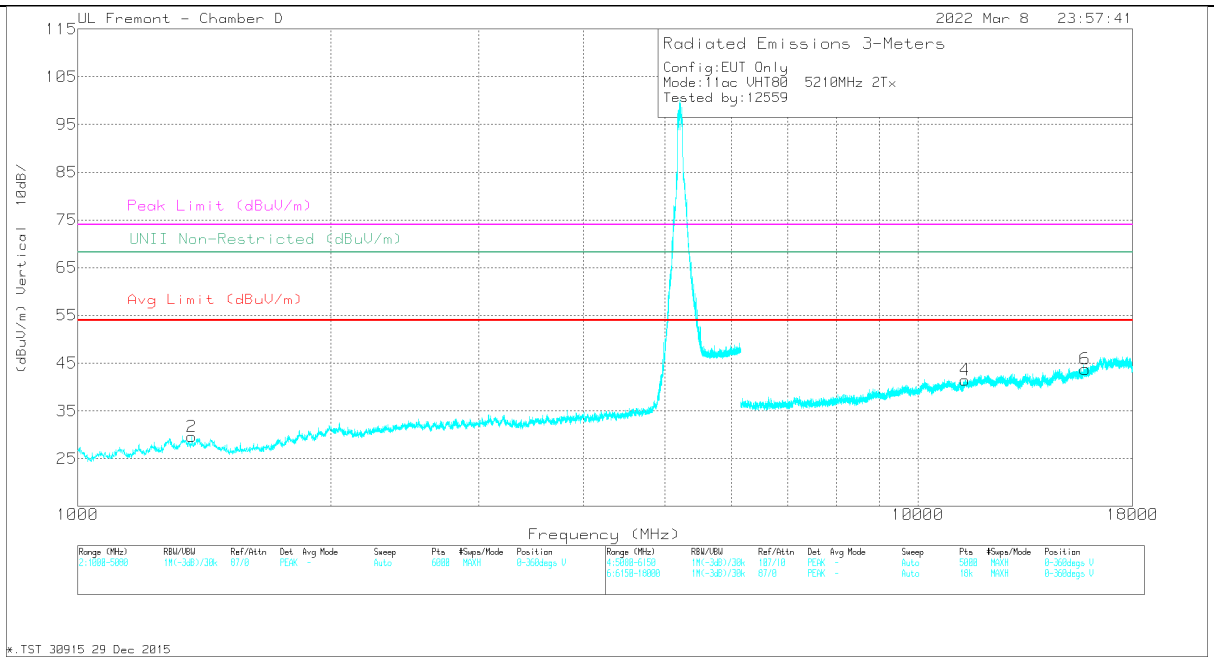

VERTICAL

UL LLC.
47173 Benicia Street, Fremont, CA 94538; USA. TEL:(510) 319-4000 FAX:(510) 661-0888

This report shall not be reproduced except in full, without the written approval of UL LLC.

RADIATED EMISSIONS

Marker	Frequency (MHz)	Meter Reading (dBuV)	Det	AF T712 (dB/m)	Amp/Cbl/Fltr/Pad (dB)	DC Corr (dB)	Corrected Reading (dBuV/m)	Avg Limit (dBuV/m)	Margin (dB)	Peak Limit (dBuV/m)	PK Margin (dB)	Azimuth (Degs)	Height (cm)	Polarity
1	* 1367.1	39.95	PK-U	29.6	-31.3	0	38.25	-	-	74	-35.75	14	114	H
	* 1365.2	28.23	ADR	29.6	-31.3	0.2	26.73	54	-27.27	-	-	14	114	H
2	* 1367.0	40.1	PK-U	29.6	-31.3	0	38.4	-	-	74	-35.6	108	159	V
	* 1369.2	28.3	ADR	29.6	-31.4	0.2	26.70	54	-27.3	-	-	108	159	V
3	* 11214.2	34.88	PK-U	37.9	-21.9	0	50.88	-	-	74	-23.12	180	145	H
	* 11217.3	23.14	ADR	37.9	-21.9	0.2	39.34	54	-14.66	-	-	180	145	H
5	* 15583.1	34.28	PK-U	40.5	-22.3	0	52.48	-	-	74	-21.52	310	101	H
	* 15583.6	22.63	ADR	40.5	-22.3	0.2	41.03	54	-12.97	-	-	310	101	H
4	* 11384.86	35.59	PK-U	38	-21.9	0	51.69	-	-	74	-22.31	341	158	V
	* 11386.26	22.72	ADR	38	-21.9	0.2	39.02	54	-14.98	-	-	341	158	V
6	* 15809.24	34.91	PK-U	40.2	-21.1	0	54.01	-	-	74	-19.99	198	154	V
	* 15808.57	22.94	ADR	40.2	-21.2	0.2	42.14	54	-11.86	-	-	198	154	V

* - indicates frequency in CFR47 Pt 15 / IC RSS-Restricted Band
PK-U - U-NII: Maximum Peak
ADR - U-NII AD primary method, RMS average

UL LLC.
47173 Benicia Street, Fremont, CA 94538; USA. TEL:(510) 319-4000 FAX:(510) 661-0888
This report shall not be reproduced except in full, without the written approval of UL LLC.

1.1.4. TX ABOVE 1 GHz 802.11ax HE20 MODE IN THE 5.2GHz BAND

1TX Antenna 6 MODE: 26-Tones, RU Index 0

BANDEDGE (LOW CHANNEL)

HORIZONTAL RESULT

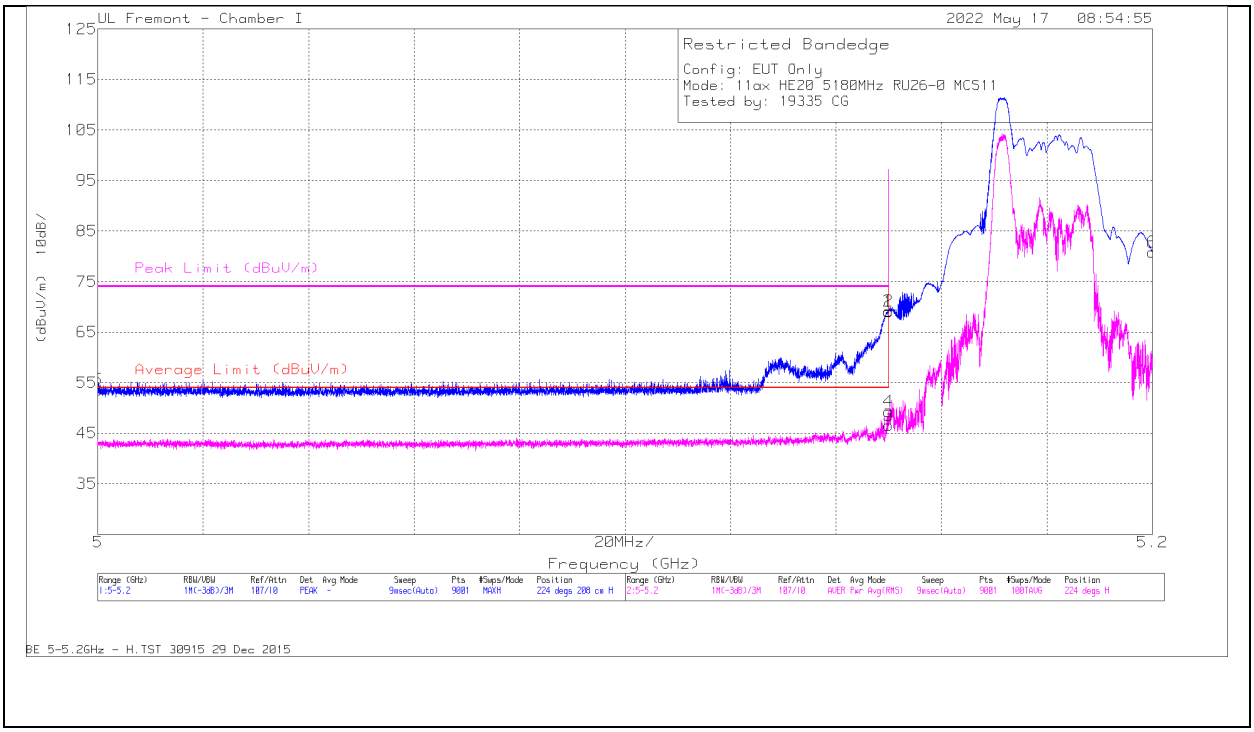

Marker	Frequency (GHz)	Meter Reading (dBuV)	Det	AF 206805 (dB/m)	Amp/Cbl/Fltr/Pad (dB)	DC Corr (dB)	Corrected Reading (dBuV/m)	Average Limit (dBuV/m)	Margin (dB)	Peak Limit (dBuV/m)	PK Margin (dB)	Azimuth (Degs)	Height (cm)	Polarity
1	* 5.15	51.34	Pk	34.1	-16.4	0	69.04	-	-	74	-4.96	224	208	H
2	* 5.14991	51.48	Pk	34.1	-16.4	0	69.18	-	-	74	-4.82	224	208	H
3	* 5.15	28.55	RMS	34.1	-16.4	.32	46.57	54	-7.43	-	-	224	208	H
4	* 5.149954	31.26	RMS	34.1	-16.4	.32	49.28	54	-4.72	-	-	224	208	H

* - indicates frequency in CFR47 Pt 15 / IC RSS-Restricted Band
Pk - Peak detector
RMS - RMS detection

UL LLC.
47173 Benicia Street, Fremont, CA 94538; USA. TEL:(510) 319-4000 FAX:(510) 661-0888
This report shall not be reproduced except in full, without the written approval of UL LLC.

VERTICAL RESULT

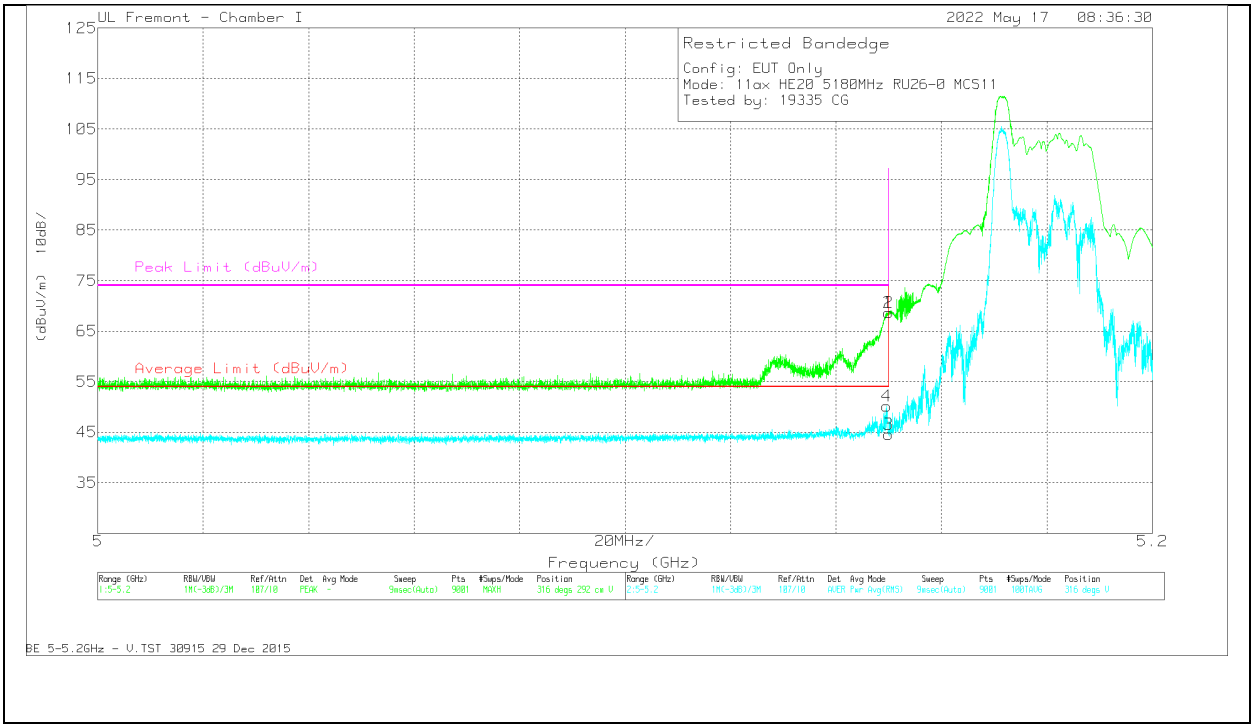

Marker	Frequency (GHz)	Meter Reading (dBuV)	Det	AF 206805 (dB/m)	Amp/Cbl/Fltr/Pad (dB)	DC Corr (dB)	Corrected Reading (dBuV/m)	Average Limit (dBuV/m)	Margin (dB)	Peak Limit (dBuV/m)	PK Margin (dB)	Azimuth (Degs)	Height (cm)	Polarity
1	* 5.15	50.96	Pk	34.1	-16.4	0	68.66	-	-	74	-5.34	316	292	V
2	* 5.149999	50.99	Pk	34.1	-16.4	0	68.69	-	-	74	-5.31	316	292	V
3	* 5.15	26.51	RMS	34.1	-16.4	.32	44.53	54	-9.47	-	-	316	292	V
4	* 5.149599	32.15	RMS	34.1	-16.4	.32	50.17	54	-3.83	-	-	316	292	V

* - indicates frequency in CFR47 Pt 15 / IC RSS-Restricted Band
Pk - Peak detector
RMS - RMS detection

UL LLC.
47173 Benicia Street, Fremont, CA 94538; USA. TEL:(510) 319-4000 FAX:(510) 661-0888
This report shall not be reproduced except in full, without the written approval of UL LLC.

1TX Antenna 6 MODE: SU, Single User

BANDEDGE (LOW CHANNEL)

HORIZONTAL RESULT

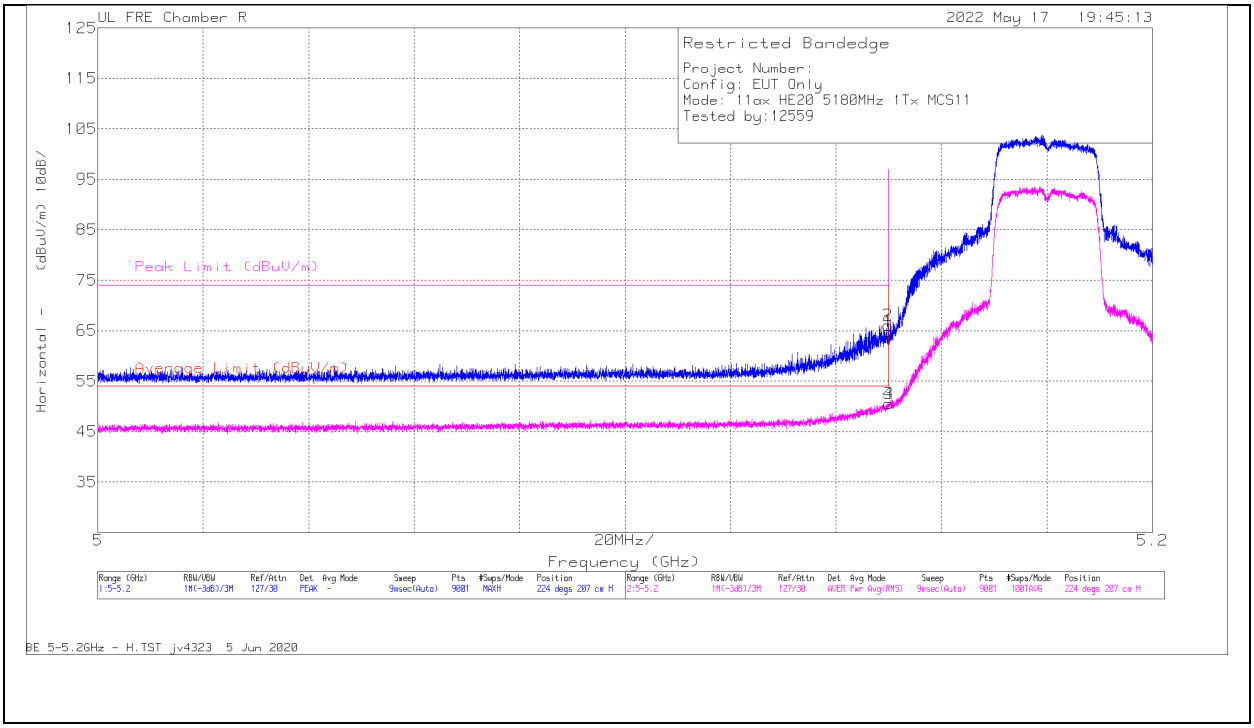

Marker	Frequency (GHz)	Meter Reading (dBuV)	Det	200785 ACF (dB)	Amp/Cbl/Fltr/Pad (dB)	DC Corr (dB)	Corrected Reading (dBuV/m)	Average Limit (dBuV/m)	Margin (dB)	Peak Limit (dBuV/m)	PK Margin (dB)	Azimuth (Degs)	Height (cm)	Polarity
1	* 5.15	63.11	Pk	34.2	-32.5	0	64.81	-	-	74	-9.19	224	207	H
2	* 5.149843	64.31	Pk	34.2	-32.5	0	66.01	-	-	74	-7.99	224	207	H
3	* 5.15	48.19	RMS	34.2	-32.5	.62	50.51	54	-3.49	-	-	224	207	H
4	* 5.149932	48.21	RMS	34.2	-32.5	.62	50.53	54	-3.47	-	-	224	207	H

* - indicates frequency in CFR47 Pt 15 / IC RSS-Restricted Band
Pk - Peak detector
RMS - RMS detection

UL LLC.
47173 Benicia Street, Fremont, CA 94538; USA. TEL:(510) 319-4000 FAX:(510) 661-0888
This report shall not be reproduced except in full, without the written approval of UL LLC.

VERTICAL RESULT

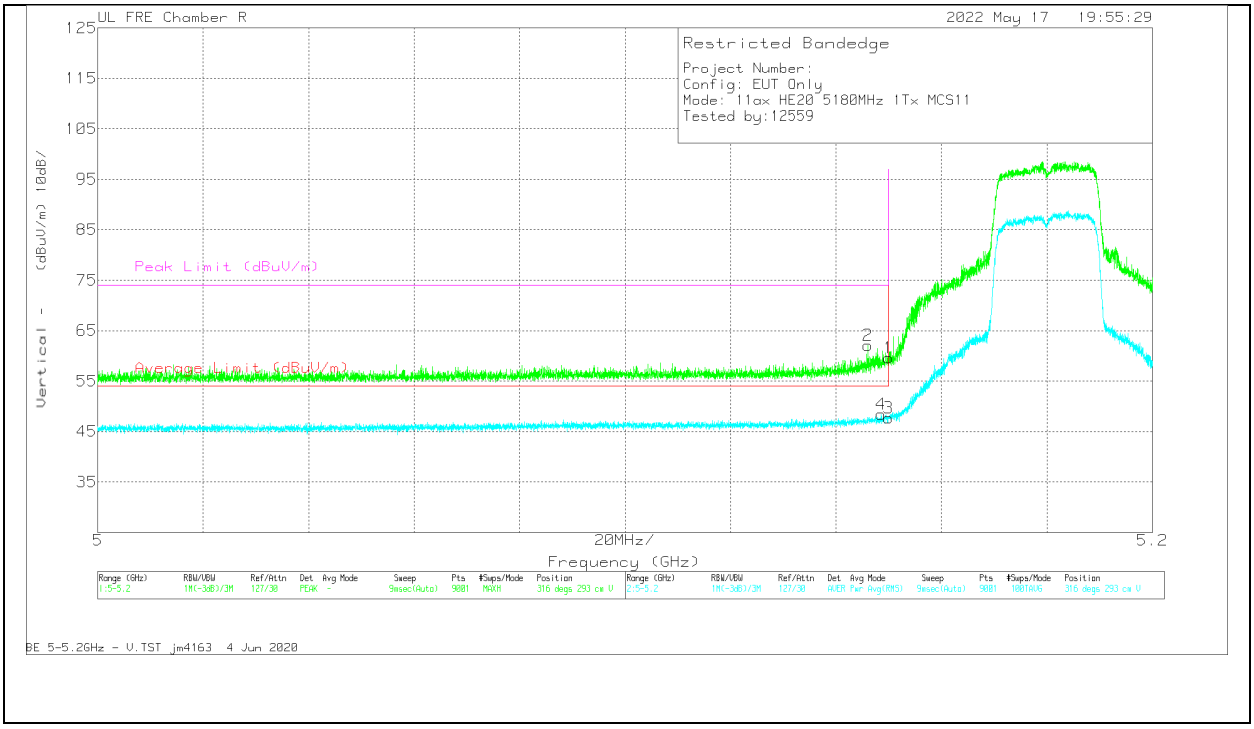

Marker	Frequency (GHz)	Meter Reading (dBuV)	Det	200785 ACF (dB)	Amp/Cbl/Fltr/Pad (dB)	DC Corr (dB)	Corrected Reading (dBuV/m)	Average Limit (dBuV/m)	Margin (dB)	Peak Limit (dBuV/m)	PK Margin (dB)	Azimuth (Degs)	Height (cm)	Polarity
1	* 5.15	57.87	Pk	34.2	-32.5	0	59.57	-	-	74	-14.43	316	293	V
2	* 5.146065	60.38	Pk	34.2	-32.5	0	62.08	-	-	74	-11.92	316	293	V
3	* 5.15	45.38	RMS	34.2	-32.5	.62	47.7	54	-6.3	-	-	316	293	V
4	* 5.148576	46.12	RMS	34.2	-32.5	.62	48.44	54	-5.56	-	-	316	293	V

* - indicates frequency in CFR47 Pt 15 / IC RSS-Restricted Band
Pk - Peak detector
RMS - RMS detection

UL LLC.
47173 Benicia Street, Fremont, CA 94538; USA. TEL:(510) 319-4000 FAX:(510) 661-0888
This report shall not be reproduced except in full, without the written approval of UL LLC.

1TX Antenna 5 MODE: 26-Tones, RU Index 0

BANDEDGE (LOW CHANNEL)

HORIZONTAL RESULT

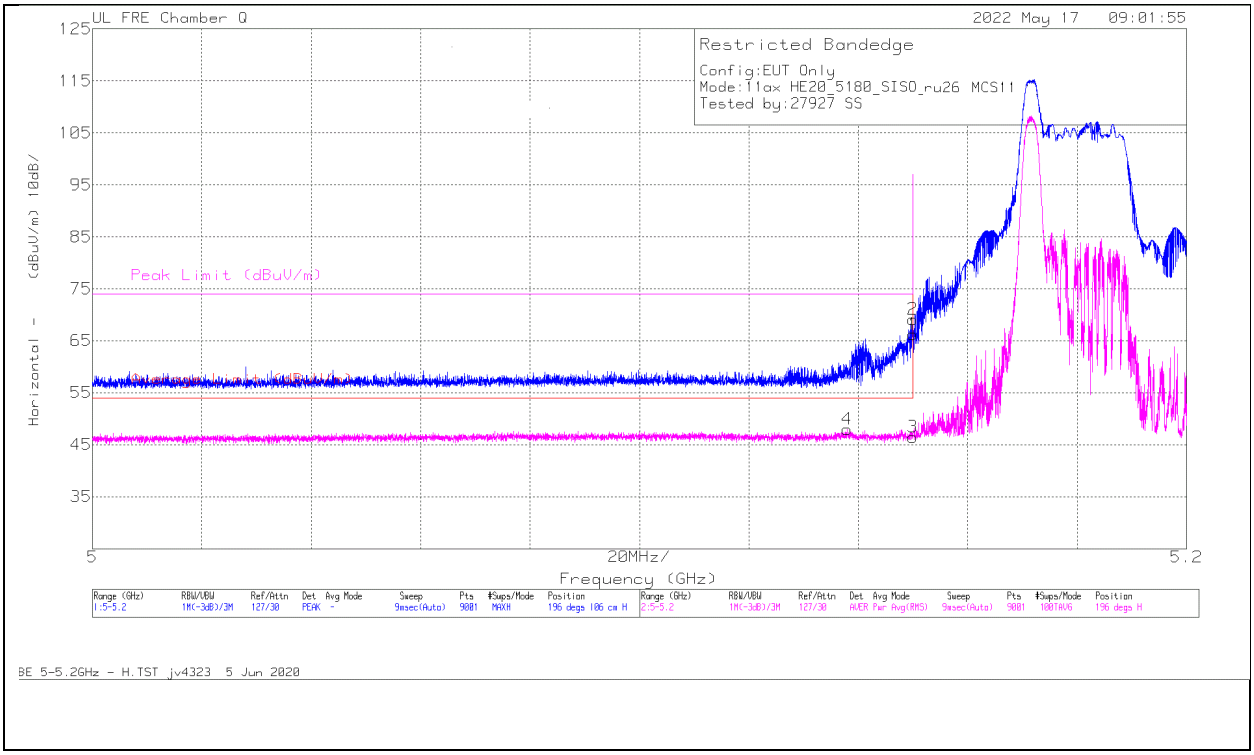

Marker	Frequency (GHz)	Meter Reading (dBuV)	Det	AF 200895 (dB/m)	Amp/Cbl/Fltr/Pad (dB)	DC Corr (dB)	Corrected Reading (dBuV/m)	Average Limit (dBuV/m)	Margin (dB)	Peak Limit (dBuV/m)	PK Margin (dB)	Azimuth (Degs)	Height (cm)	Polarity
4	5.13791	45.2	RMS	34.2	-31.4	0.32	48.32	54	-5.68	-	-	196	106	H
2	5.149954	66.25	Pk	34.3	-31.4	0	69.15	-	-	74	-4.85	196	106	H
1	5.15	63.35	Pk	34.3	-31.4	0	66.25	-	-	74	-7.75	196	106	H
3	5.15	43.57	RMS	34.3	-31.4	0.32	46.79	54	-7.21	-	-	196	106	H

Pk - Peak detector
RMS - RMS detection

UL LLC.
47173 Benicia Street, Fremont, CA 94538; USA. TEL:(510) 319-4000 FAX:(510) 661-0888
This report shall not be reproduced except in full, without the written approval of UL LLC.

VERTICAL RESULT

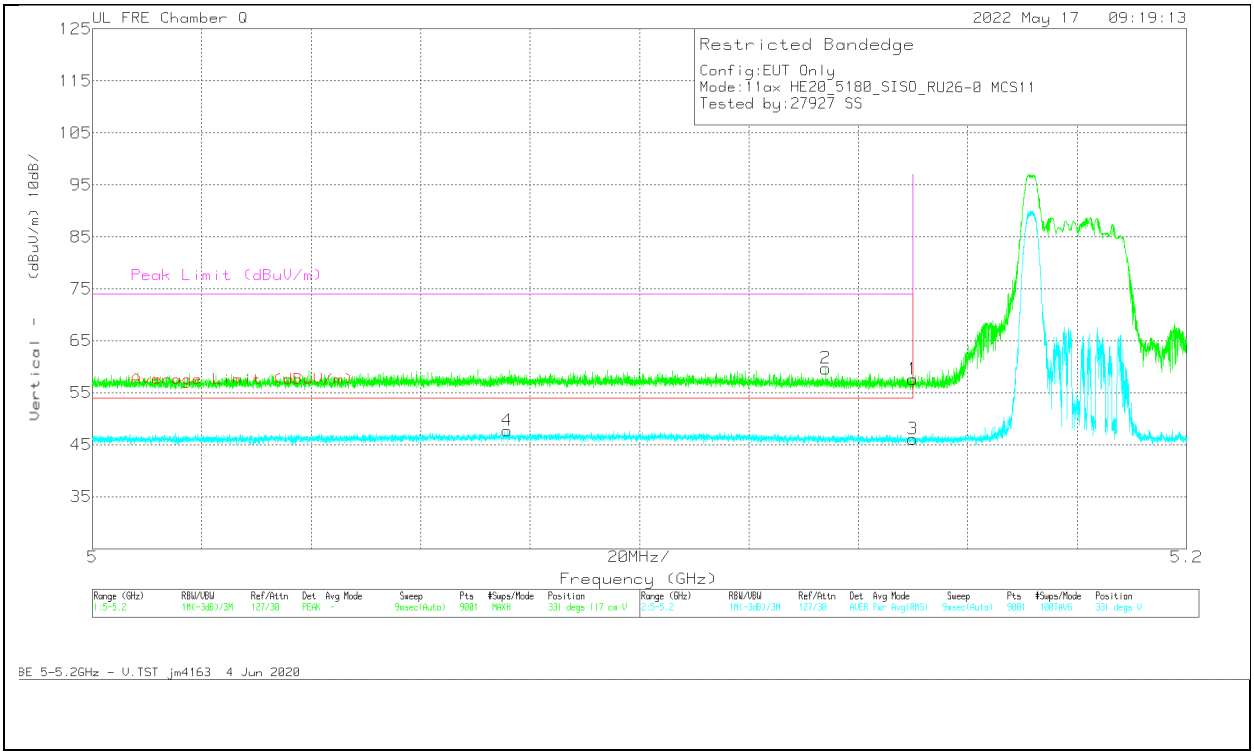

Marker	Frequency (GHz)	Meter Reading (dBuV)	Det	AF 200895 (dB/m)	Amp/Cbl/Fltr/Pad (dB)	DC Corr (dB)	Corrected Reading (dBuV/m)	Average Limit (dBuV/m)	Margin (dB)	Peak Limit (dBuV/m)	PK Margin (dB)	Azimuth (Degs)	Height (cm)	Polarity
4	5.075777	44.97	RMS	34.2	-31.5	0.32	47.99	54	-6.01	-	-	331	117	V
2	5.134021	56.87	Pk	34.2	-31.4	0	59.67	-	-	74	-14.33	331	117	V
1	5.15	54.73	Pk	34.3	-31.4	0	57.63	-	-	74	-16.37	331	117	V
3	5.15	43.16	RMS	34.3	-31.4	0.32	46.38	54	-7.62	-	-	331	117	V

Pk - Peak detector
RMS - RMS detection

UL LLC.
47173 Benicia Street, Fremont, CA 94538; USA. TEL:(510) 319-4000 FAX:(510) 661-0888
This report shall not be reproduced except in full, without the written approval of UL LLC.

1TX Antenna 5 MODE: SU, Single User

BANDEDGE (LOW CHANNEL)

HORIZONTAL RESULT

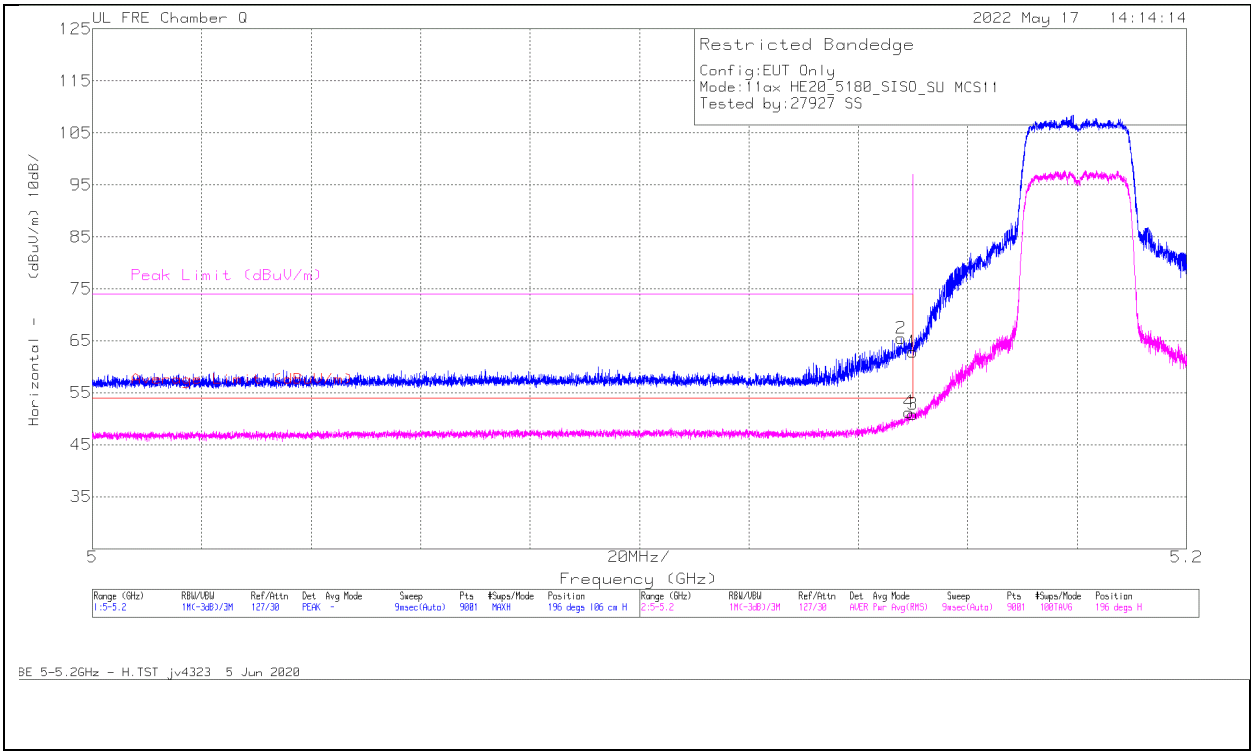

Marker	Frequency (GHz)	Meter Reading (dBuV)	Det	AF 20089 5 (dB/m)	Amp/Cbl/Fltr/Pad (dB)	DC Corr (dB)	Corrected Reading (dBuV/m)	Average Limit (dBuV/m)	Margin (dB)	Peak Limit (dBuV/m)	PK Margin (dB)	Azimuth (Degs)	Height (cm)	Polarity
2	5.147843	62.57	Pk	34.3	-31.4	0	65.47	-	-	74	-8.53	196	106	H
4	5.149265	47.8	RMS	34.3	-31.4	.62	51.32	54	-2.68	-	-	196	106	H
1	5.15	59.93	Pk	34.3	-31.4	0	62.83	-	-	74	-11.17	196	106	H
3	5.15	47.36	RMS	34.3	-31.4	.62	50.88	54	-3.12	-	-	196	106	H

Pk - Peak detector
RMS - RMS detection

UL LLC.
47173 Benicia Street, Fremont, CA 94538; USA. TEL:(510) 319-4000 FAX:(510) 661-0888
This report shall not be reproduced except in full, without the written approval of UL LLC.

VERTICAL RESULT

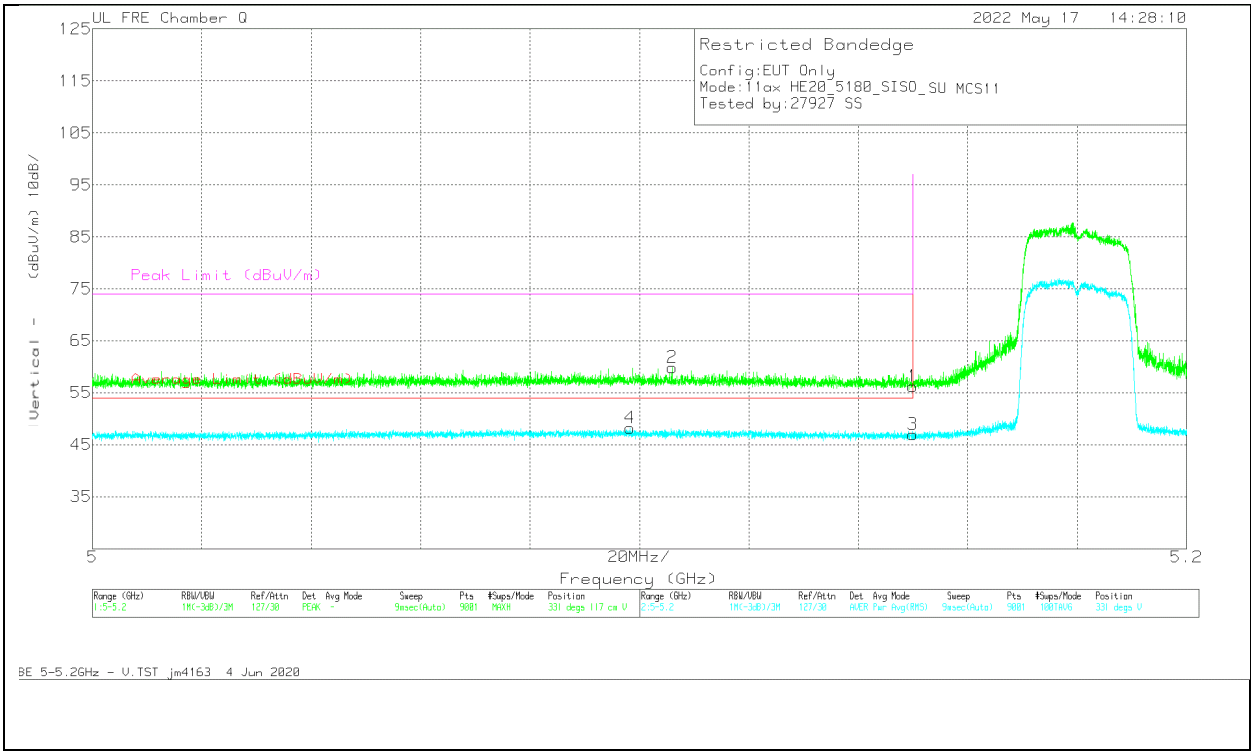

Marker	Frequency (GHz)	Meter Reading (dBuV)	Det	AF 20089 5 (dB/m)	Amp/Cbl/Fltr/Pad (dB)	DC Corr (dB)	Corrected Reading (dBuV/m)	Average Limit (dBuV/m)	Margin (dB)	Peak Limit (dBuV/m)	PK Margin (dB)	Azimuth (Degs)	Height (cm)	Polarity
4	5.098266	44.9	RMS	34.2	-31.5	.62	48.22	54	-5.78	-	-	331	117	V
2	5.105955	57	Pk	34.2	-31.4	0	59.8	-	-	74	-14.2	331	117	V
1	5.15	53.38	Pk	34.3	-31.4	0	56.28	-	-	74	-17.72	331	117	V
3	5.15	43.48	RMS	34.3	-31.4	.62	47.00	54	-7.00	-	-	331	117	V

Pk - Peak detector
RMS - RMS detection

UL LLC.
47173 Benicia Street, Fremont, CA 94538; USA. TEL:(510) 319-4000 FAX:(510) 661-0888
This report shall not be reproduced except in full, without the written approval of UL LLC.

2TX Antenna 6 + Antenna 5 OFDMA MODE: 26-Tones, RU Index 0

BANDEDGE (LOW CHANNEL)

HORIZONTAL RESULT

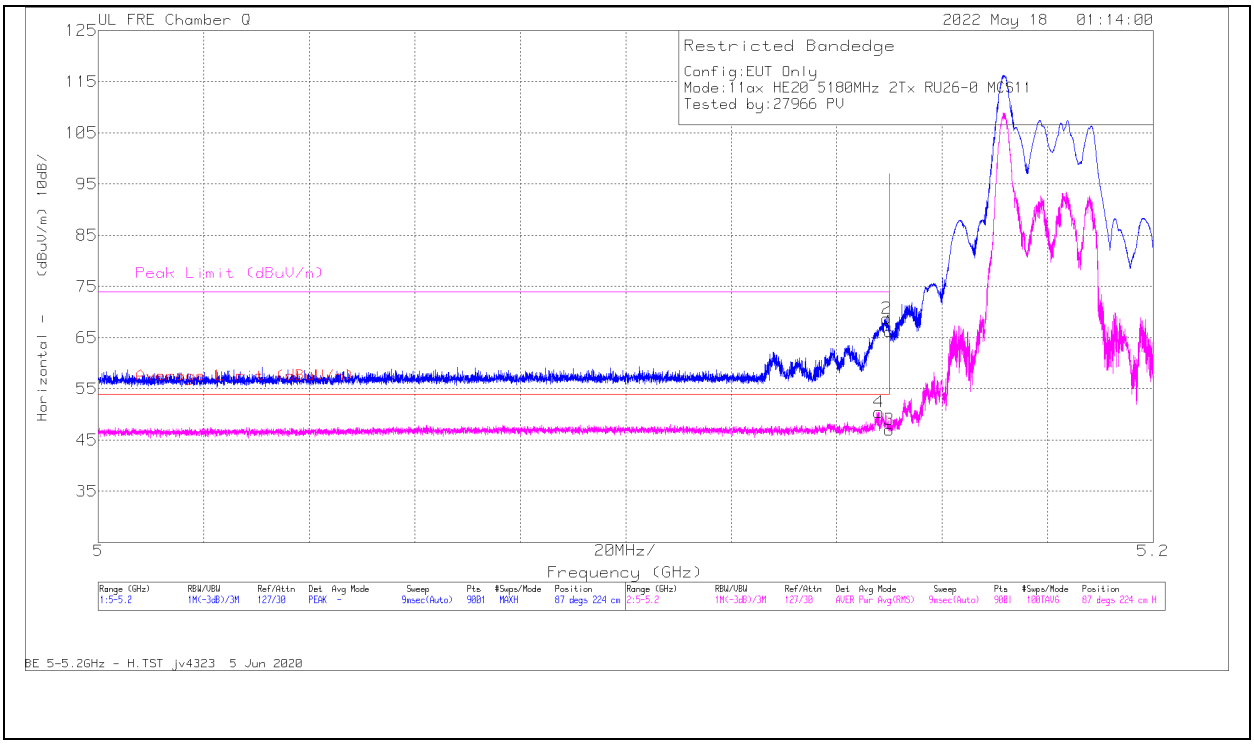

Marker	Frequency (GHz)	Meter Reading (dBuV)	Det	AF 20089 5 (dB/m)	Amp/Cbl/Fltr/Pad (dB)	DC Corr (dB)	Corrected Reading (dBuV/m)	Average Limit (dBuV/m)	Margin (dB)	Peak Limit (dBuV/m)	PK Margin (dB)	Azimuth (Degs)	Height (cm)	Polarity
4	5.147999	47.08	RMS	34.3	-31.4	.32	50.30	54	-3.70	-	-	87	224	H
2	5.14951	65.88	Pk	34.3	-31.4	0	68.78	-	-	74	-5.22	87	224	H
1	5.15	63.28	Pk	34.3	-31.4	0	66.18	-	-	74	-7.82	87	224	H
3	5.15	43.65	RMS	34.3	-31.4	.32	46.87	54	-7.13	-	-	87	224	H

Pk - Peak detector
RMS - RMS detection

UL LLC.
47173 Benicia Street, Fremont, CA 94538; USA. TEL:(510) 319-4000 FAX:(510) 661-0888
This report shall not be reproduced except in full, without the written approval of UL LLC.

VERTICAL RESULT

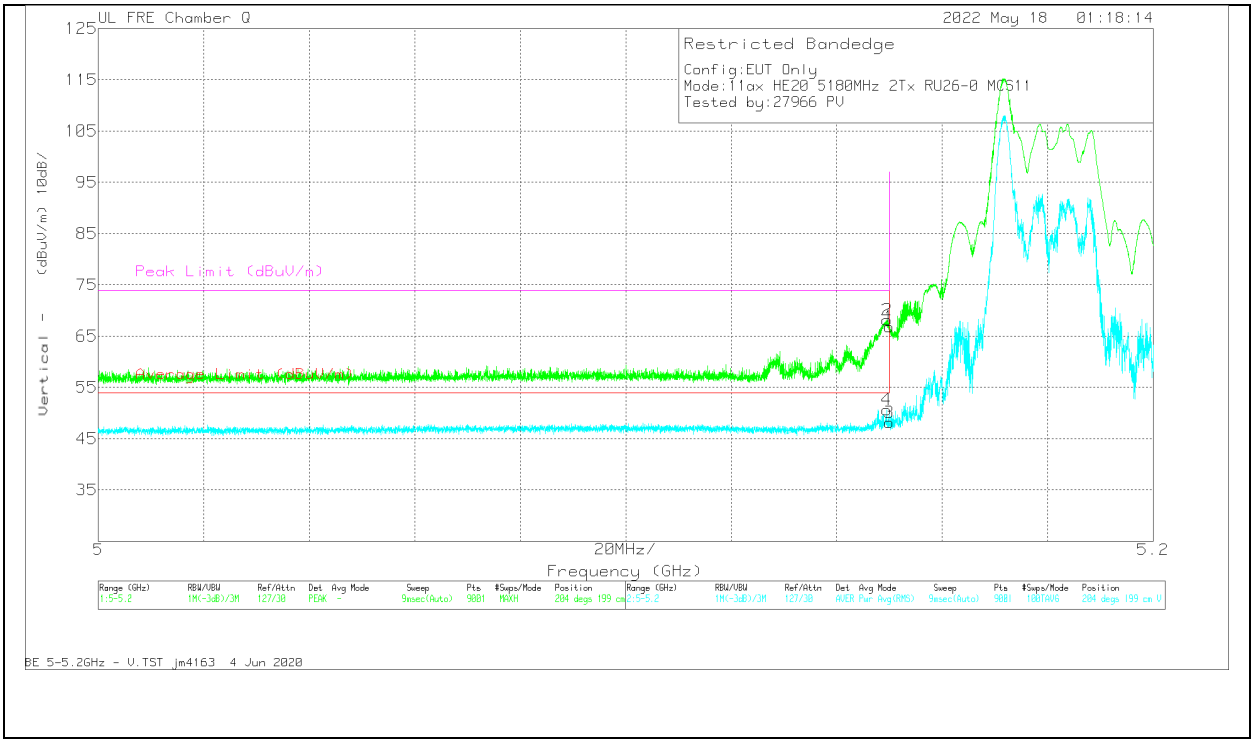

Marker	Frequency (GHz)	Meter Reading (dBuV)	Det	AF 200895 (dB/m)	Amp/Cbl/Fltr/Pad (dB)	DC Corr (dB)	Corrected Reading (dBuV/m)	Average Limit (dBuV/m)	Margin (dB)	Peak Limit (dBuV/m)	PK Margin (dB)	Azimuth (Degs)	Height (cm)	Polarity
4	5.149465	47.29	RMS	34.3	-31.4	.32	50.51	54	-3.49	-	-	204	199	V
2	5.149554	65.26	Pk	34.3	-31.4	0	68.16	-	-	74	-5.84	204	199	V
1	5.15	63.93	Pk	34.3	-31.4	0	66.83	-	-	74	-7.17	204	199	V
3	5.15	44.79	RMS	34.3	-31.4	.32	48.01	54	-5.99	-	-	204	199	V

Pk - Peak detector
RMS - RMS detection

UL LLC.
47173 Benicia Street, Fremont, CA 94538; USA. TEL:(510) 319-4000 FAX:(510) 661-0888
This report shall not be reproduced except in full, without the written approval of UL LLC.

HARMONICS AND SPURIOUS EMISSIONS

LOW CHANNEL RESULTS

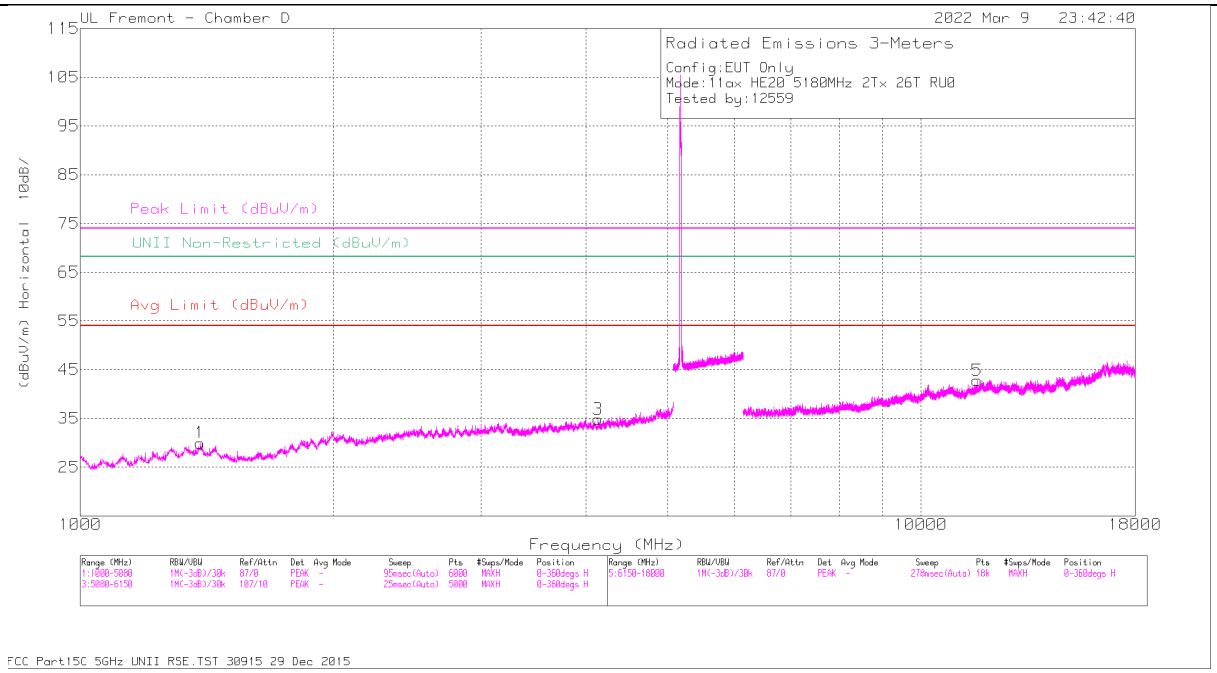

HORIZONTAL

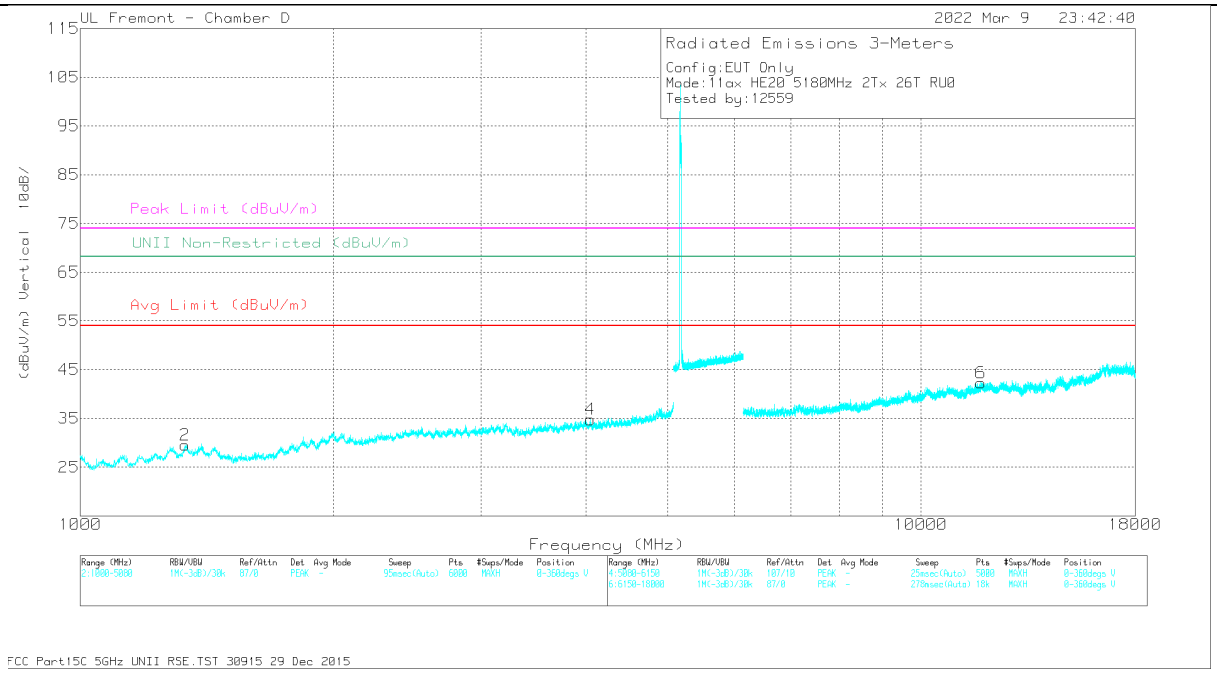

VERTICAL

UL LLC.
47173 Benicia Street, Fremont, CA 94538; USA. TEL:(510) 319-4000 FAX:(510) 661-0888

This report shall not be reproduced except in full, without the written approval of UL LLC.

RADIATED EMISSIONS

Marker	Frequency (MHz)	Meter Reading (dBuV)	Det	AF T712 (dB/m)	Amp/Cbl/Fltr/Pad (dB)	Corrected Reading (dBuV/m)	Avg Limit (dBuV/m)	Margin (dB)	Peak Limit (dBuV/m)	PK Margin (dB)	Azimuth (Degs)	Height (cm)	Polarity
1	* 1388.9	41.44	PK-U	29.3	-31.4	39.34	-	-	74	-34.66	18	150	H
	* 1388.1	29.82	ADR	29.3	-31.4	27.72	54	-26.28	-	-	18	150	H
3	* 4131.3	39.39	PK-U	33.4	-28.7	44.09	-	-	74	-29.91	253	200	H
	* 4131.6	27.6	ADR	33.4	-28.7	32.3	54	-21.7	-	-	253	200	H
2	* 1331.4	41.98	PK-U	29.4	-31.6	39.78	-	-	74	-34.22	22	137	V
	* 1330.9	29.92	ADR	29.4	-31.6	27.72	54	-26.28	-	-	22	137	V
4	* 4043.4	40.11	PK-U	33.6	-28.7	45.01	-	-	74	-28.99	357	314	V
	* 4044.0	27.82	ADR	33.6	-28.8	32.62	54	-21.38	-	-	357	314	V
5	* 11673.9	34.36	PK-U	38.4	-21.4	51.36	-	-	74	-22.64	156	216	H
	* 11673.7	22.91	ADR	38.4	-21.4	39.91	54	-14.09	-	-	156	216	H
6	* 11793.7	34.84	PK-U	38.6	-22.1	51.34	-	-	74	-22.66	81	354	V
	* 11794.7	22.94	ADR	38.6	-22.1	39.44	54	-14.56	-	-	81	354	V

* - indicates frequency in CFR47 Pt 15 / IC RSS-Restricted Band
PK-U - U-NII: Maximum Peak
ADR - U-NII AD primary method, RMS average

UL LLC.
47173 Benicia Street, Fremont, CA 94538; USA. TEL:(510) 319-4000 FAX:(510) 661-0888
This report shall not be reproduced except in full, without the written approval of UL LLC.

MID CHANNEL RESULTS

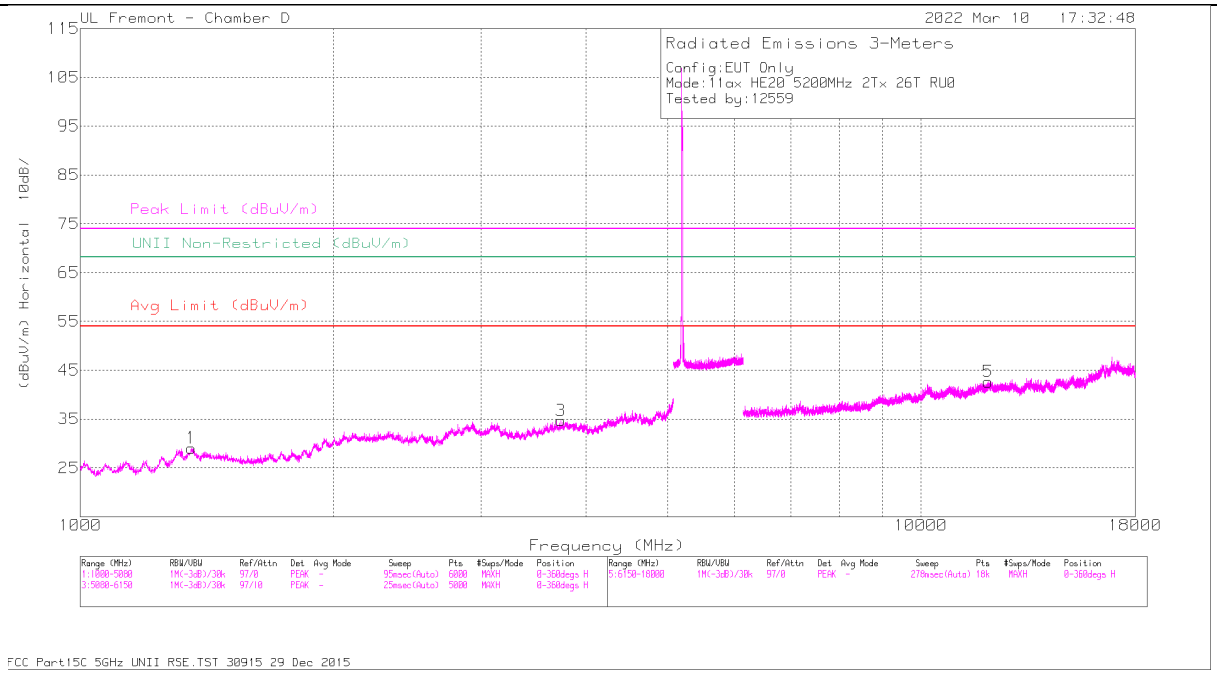

HORIZONTAL

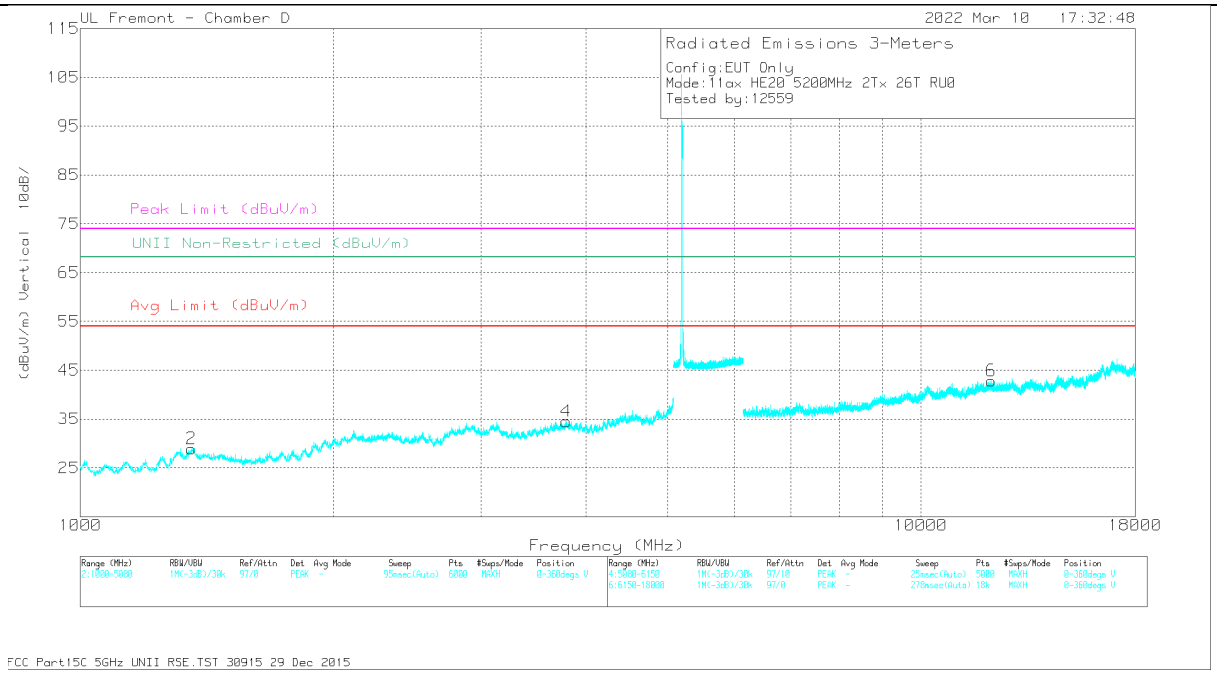

VERTICAL

UL LLC.
47173 Benicia Street, Fremont, CA 94538; USA. TEL:(510) 319-4000 FAX:(510) 661-0888
This report shall not be reproduced except in full, without the written approval of UL LLC.

RADIATED EMISSIONS

Marker	Frequency (MHz)	Meter Reading (dBuV)	Det	200786 ACF (dB/m)	Amp/Cbl/Fltr/Pad (dB)	Corrected Reading (dBuV/m)	Avg Limit (dBuV/m)	Margin (dB)	Peak Limit (dBuV/m)	PK Margin (dB)	Azimuth (Degs)	Height (cm)	Polarity
1	* 1354.8	40	PK-U	29	-31.3	37.7	-	-	74	-36.3	209	122	H
	* 1353.0	28.51	ADR	29	-31.2	26.31	54	-27.69	-	-	209	122	H
3	* 3731.4	39.46	PK-U	33.2	-29.2	43.46	-	-	74	-30.54	70	321	H
	* 3730.9	28.02	ADR	33.2	-29.3	31.92	54	-22.08	-	-	70	321	H
2	* 1357.2	40.13	PK-U	28.9	-31.3	37.73	-	-	74	-36.27	170	266	V
	* 1355.6	28.51	ADR	29	-31.3	26.21	54	-27.79	-	-	170	266	V
4	* 3786.4	39.07	PK-U	33.4	-28.6	43.87	-	-	74	-30.13	183	241	V
	* 3784.4	27.8	ADR	33.4	-28.6	32.6	54	-21.4	-	-	183	241	V
5	* 12027.2	36.1	PK-U	38.8	-22.2	52.7	-	-	74	-21.3	328	101	H
	* 12027.01	24.08	ADR	38.8	-22.2	40.68	54	-13.32	-	-	328	101	H
6	* 12139.2	35.57	PK-U	39	-22.3	52.27	-	-	74	-21.73	65	209	V
	* 12142.2	24.17	ADR	39	-22.2	40.97	54	-13.03	-	-	65	209	V

* - indicates frequency in CFR47 Pt 15 / IC RSS-Restricted Band
PK-U - U-NII: Maximum Peak
ADR - U-NII AD primary method, RMS average

UL LLC.
47173 Benicia Street, Fremont, CA 94538; USA. TEL:(510) 319-4000 FAX:(510) 661-0888
This report shall not be reproduced except in full, without the written approval of UL LLC.

HIGH CHANNEL RESULTS

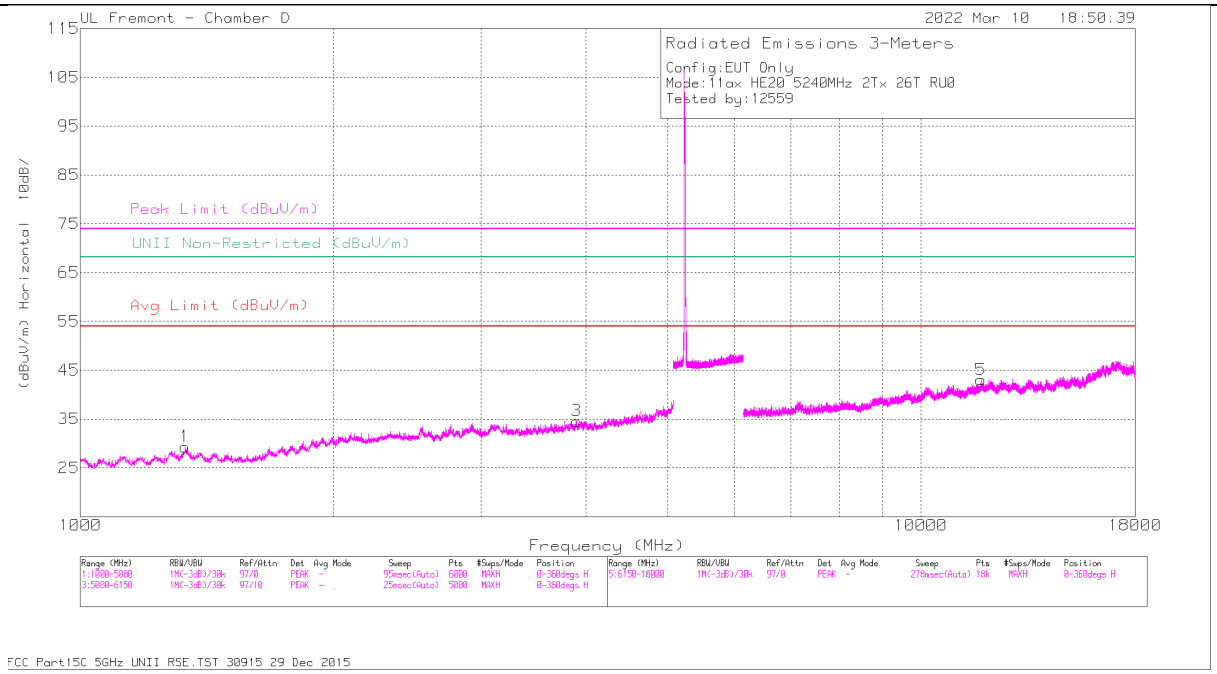

HORIZONTAL

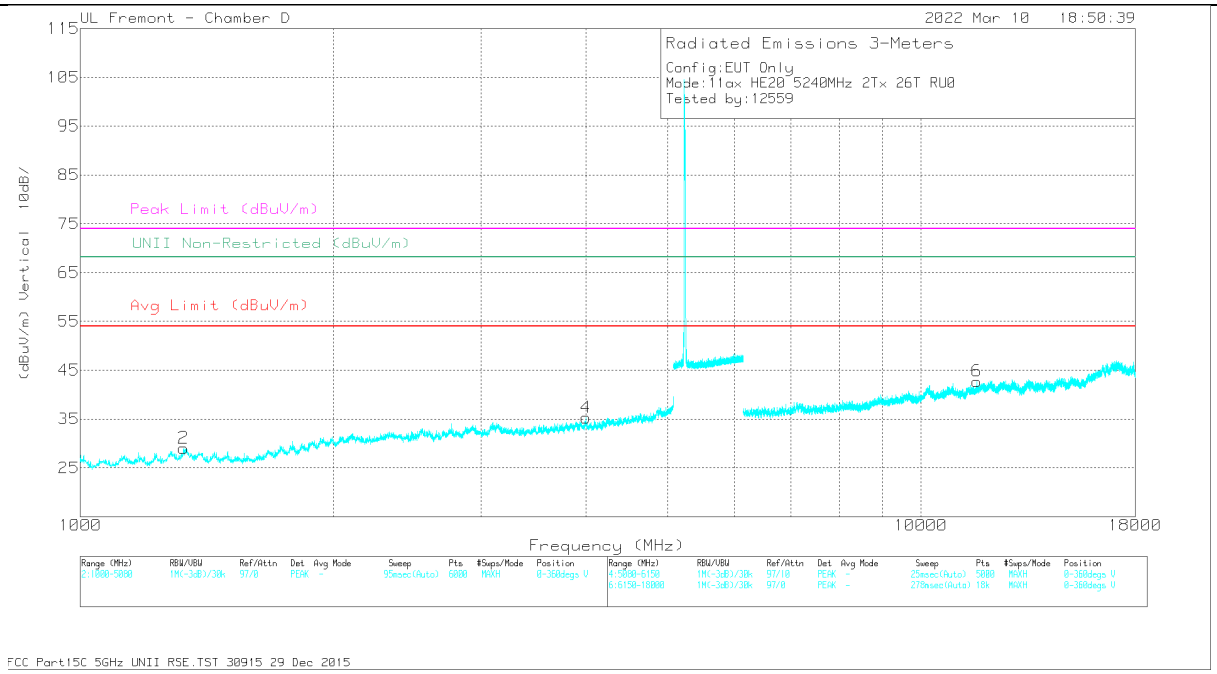

VERTICAL

UL LLC.
47173 Benicia Street, Fremont, CA 94538; USA. TEL:(510) 319-4000 FAX:(510) 661-0888
This report shall not be reproduced except in full, without the written approval of UL LLC.

RADIATED EMISSIONS

Marker	Frequency (MHz)	Meter Reading (dBuV)	Det	200786 ACF (dB/m)	Amp/Cbl/Fltr/Pad (dB)	Corrected Reading (dBuV/m)	Avg Limit (dBuV/m)	Margin (dB)	Peak Limit (dBuV/m)	PK Margin (dB)	Azimuth (Degs)	Height (cm)	Polarity
1	* 1334.4	41.57	PK-U	29	-31.6	38.97	-	-	74	-35.03	326	120	H
	* 1334.4	30.16	ADR	29	-31.6	27.56	54	-26.44	-	-	326	120	H
3	* 3892.5	39.47	PK-U	33.6	-28.8	44.27	-	-	74	-29.73	315	297	H
	* 3893.09	27.87	ADR	33.6	-28.8	32.67	54	-21.33	-	-	315	297	H
2	* 1328.82	41.1	PK-U	29	-31.6	38.5	-	-	74	-35.5	230	189	V
	* 1329.07	29.74	ADR	29	-31.6	27.14	54	-26.86	-	-	230	189	V
4	* 3996.9	39.98	PK-U	33.4	-28.1	45.28	-	-	74	-28.72	185	177	V
	* 3995.3	27.58	ADR	33.4	-28.1	32.88	54	-21.12	-	-	185	177	V
5	* 11797.0	34.46	PK-U	38.6	-22.1	50.96	-	-	74	-23.04	93	195	H
	* 11796.9	23.12	ADR	38.6	-22.1	39.62	54	-14.38	-	-	93	195	H
6	* 11654.2	34.44	PK-U	38.3	-21.5	51.24	-	-	74	-22.76	155	313	V
	* 11655.3	23.11	ADR	38.3	-21.5	39.91	54	-14.09	-	-	155	313	V

* - indicates frequency in CFR47 Pt 15 / IC RSS-Restricted Band
PK-U - U-NII: Maximum Peak
ADR - U-NII AD primary method, RMS average

UL LLC.
47173 Benicia Street, Fremont, CA 94538; USA. TEL:(510) 319-4000 FAX:(510) 661-0888
This report shall not be reproduced except in full, without the written approval of UL LLC.

2TX Antenna 6 + Antenna 5 OFDMA MODE: SU, Single User

BANDEDGE (LOW CHANNEL)

HORIZONTAL RESULT

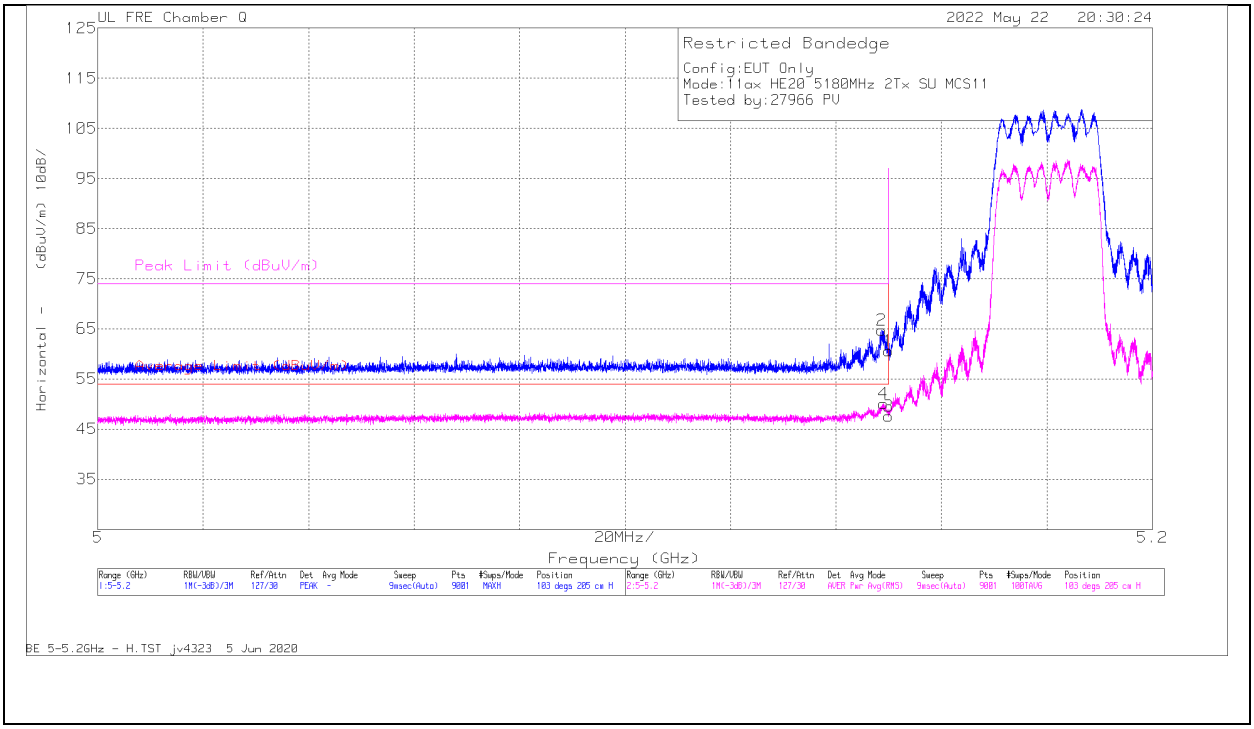

Marker	Frequency (GHz)	Meter Reading (dBuV)	Det	AF 200895 (dB/m)	Amp/Cbl/Fltr/Pad (dB)	DC Corr (dB)	Corrected Reading (dBuV/m)	Average Limit (dBuV/m)	Margin (dB)	Peak Limit (dBuV/m)	PK Margin (dB)	Azimuth (Degs)	Height (cm)	Polarity
2	5.148665	61.87	Pk	34.3	-31.4	0	64.77	-	-	74	-9.23	103	205	H
4	5.148999	46.61	RMS	34.3	-31.4	.62	50.13	54	-3.87	-	-	103	205	H
1	5.15	57.68	Pk	34.3	-31.4	0	60.58	-	-	74	-13.42	103	205	H
3	5.15	44.04	RMS	34.3	-31.4	.62	47.56	54	-6.44	-	-	103	205	H

Pk - Peak detector
RMS - RMS detection

UL LLC.
47173 Benicia Street, Fremont, CA 94538; USA. TEL:(510) 319-4000 FAX:(510) 661-0888
This report shall not be reproduced except in full, without the written approval of UL LLC.

VERTICAL RESULT

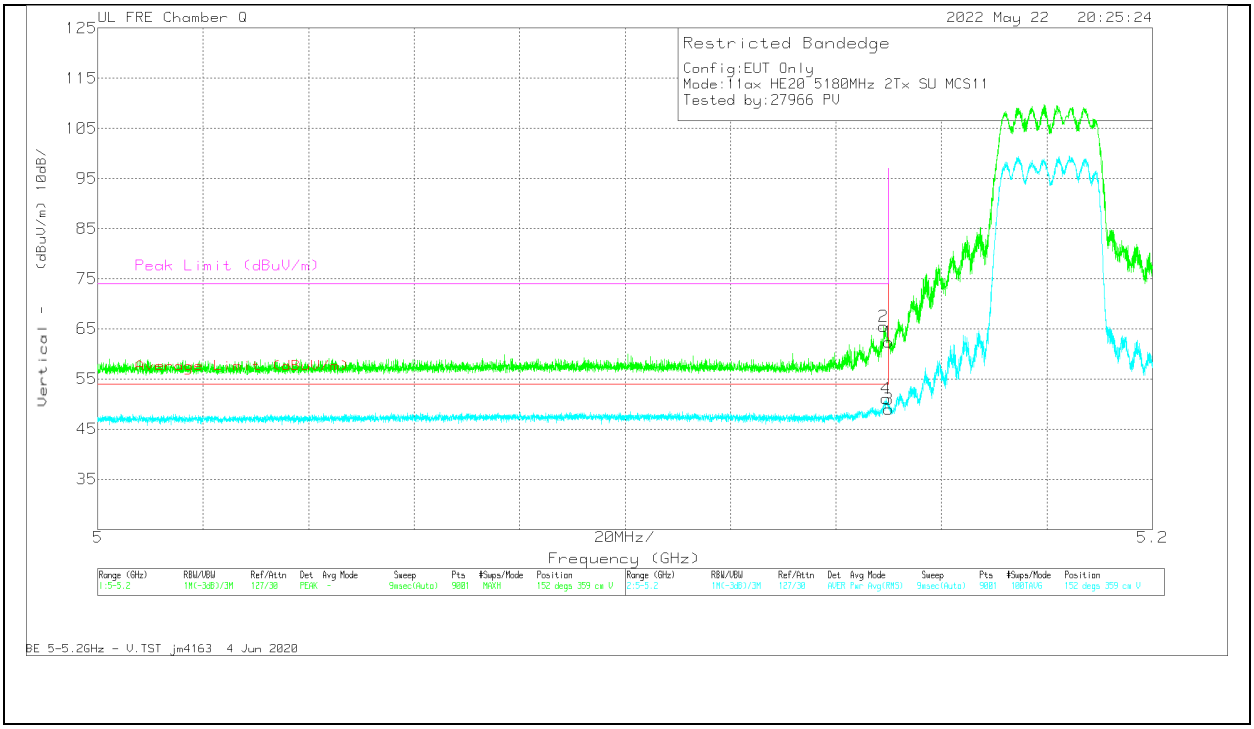

Marker	Frequency (GHz)	Meter Reading (dBuV)	Det	AF 200895 (dB/m)	Amp/Cbl/Fltr/Pad (dB)	DC Corr (dB)	Corrected Reading (dBuV/m)	Average Limit (dBuV/m)	Margin (dB)	Peak Limit (dBuV/m)	PK Margin (dB)	Azimuth (Degs)	Height (cm)	Polarity
2	5.148999	62.58	Pk	34.3	-31.4	0	65.48	-	-	74	-8.52	152	359	V
4	5.149532	47.55	RMS	34.3	-31.4	.62	51.07	54	-2.93	-	-	152	359	V
1	5.15	59.47	Pk	34.3	-31.4	0	62.37	-	-	74	-11.63	152	359	V
3	5.15	45.46	RMS	34.3	-31.4	.62	48.98	54	-5.02	-	-	152	359	V

Pk - Peak detector
RMS - RMS detection

UL LLC.
47173 Benicia Street, Fremont, CA 94538; USA. TEL:(510) 319-4000 FAX:(510) 661-0888
This report shall not be reproduced except in full, without the written approval of UL LLC.

HARMONICS AND SPURIOUS EMISSIONS

LOW CHANNEL RESULTS

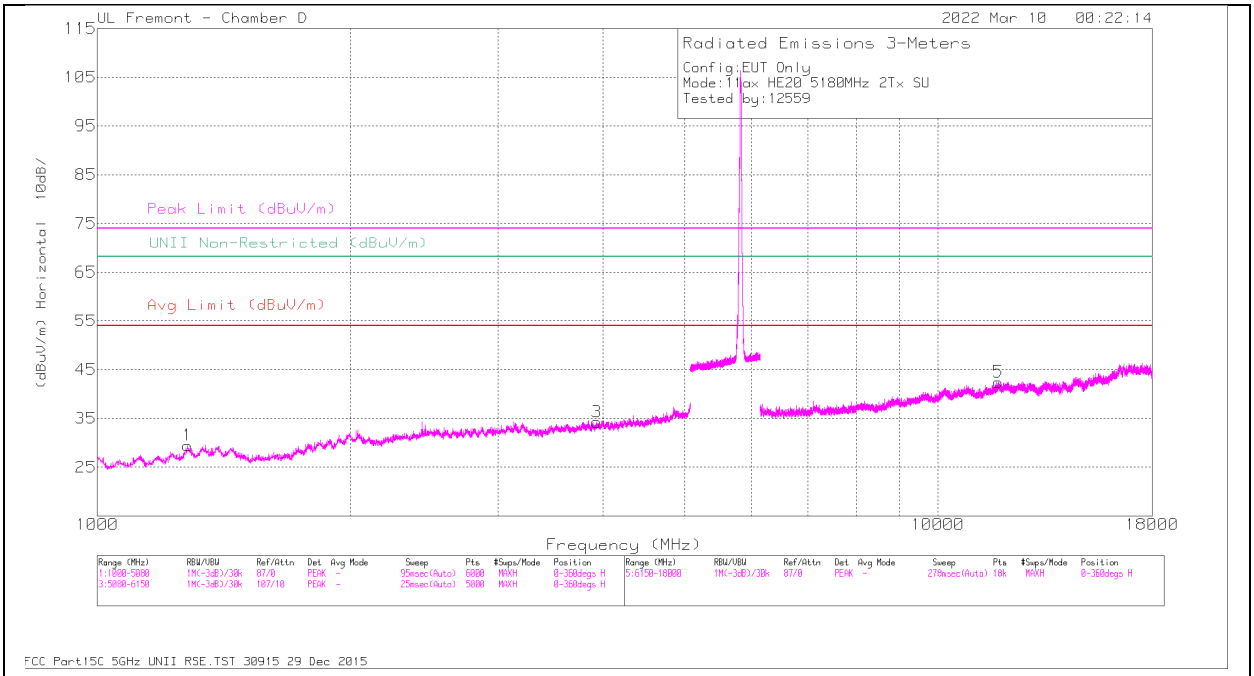

HORIZONTAL

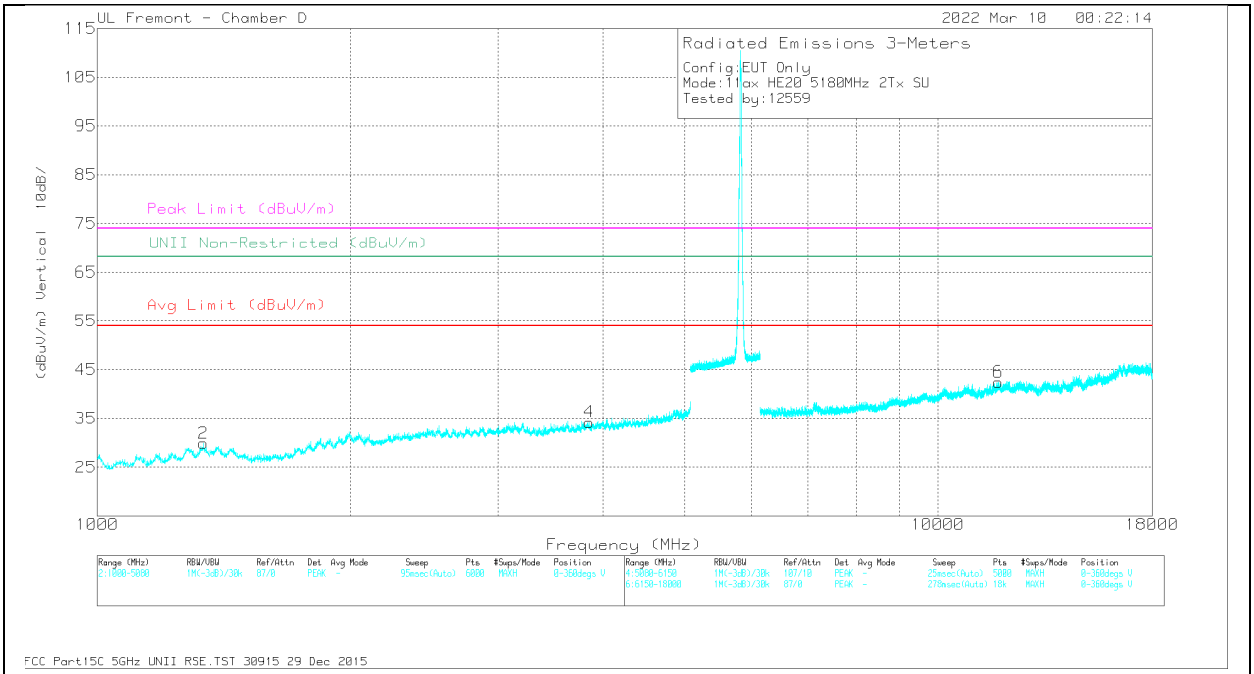

VERTICAL

UL LLC.
47173 Benicia Street, Fremont, CA 94538; USA. TEL:(510) 319-4000 FAX:(510) 661-0888
This report shall not be reproduced except in full, without the written approval of UL LLC.

RADIATED EMISSIONS

Marker	Frequency (MHz)	Meter Reading (dBuV)	Det	AF T712 (dB/m)	Amp/Cbl/Fltr/Pad (dB)	Corrected Reading (dBuV/m)	Avg Limit (dBuV/m)	Margin (dB)	Peak Limit (dBuV/m)	PK Margin (dB)	Azimuth (Degs)	Height (cm)	Polarity
1	* 1281.78	41.9	PK-U	29.5	-31.9	39.5	-	-	74	-34.5	117	204	H
	* 1279.07	30.16	ADR	29.5	-31.9	27.76	54	-26.24	-	-	117	204	H
3	* 3929.66	39.1	PK-U	33.4	-28.7	43.8	-	-	74	-30.2	280	381	H
	* 3931.06	27.7	ADR	33.4	-28.7	32.4	54	-21.6	-	-	280	381	H
2	* 1335.54	41.59	PK-U	29.4	-31.6	39.39	-	-	74	-34.61	205	173	V
	* 1336.88	29.86	ADR	29.4	-31.5	27.76	54	-26.24	-	-	205	173	V
4	* 3845.79	39.48	PK-U	33.5	-28.9	44.08	-	-	74	-29.92	123	160	V
	* 3846.17	27.68	ADR	33.5	-28.9	32.28	54	-21.72	-	-	123	160	V
5	* 11799.89	34.42	PK-U	38.6	-22.1	50.92	-	-	74	-23.08	235	137	H
	* 11802.21	23.02	ADR	38.6	-22.1	39.52	54	-14.48	-	-	235	137	H
6	* 11803.56	34.38	PK-U	38.7	-22.1	50.98	-	-	74	-23.02	176	184	V
	* 11803.72	23.04	ADR	38.7	-22.1	39.64	54	-14.36	-	-	176	184	V

* - indicates frequency in CFR47 Pt 15 / IC RSS-Restricted Band
PK-U - U-NII: Maximum Peak
ADR - U-NII AD primary method, RMS average

UL LLC.
47173 Benicia Street, Fremont, CA 94538; USA. TEL:(510) 319-4000 FAX:(510) 661-0888
This report shall not be reproduced except in full, without the written approval of UL LLC.

MID CHANNEL RESULTS

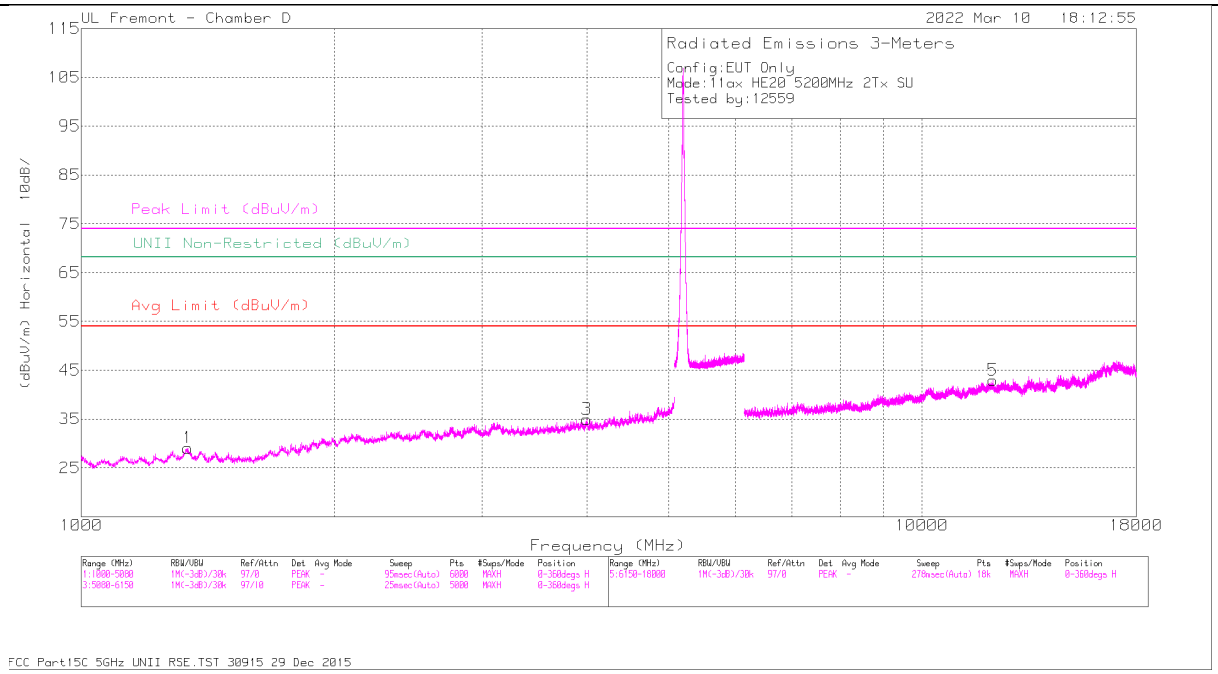

HORIZONTAL

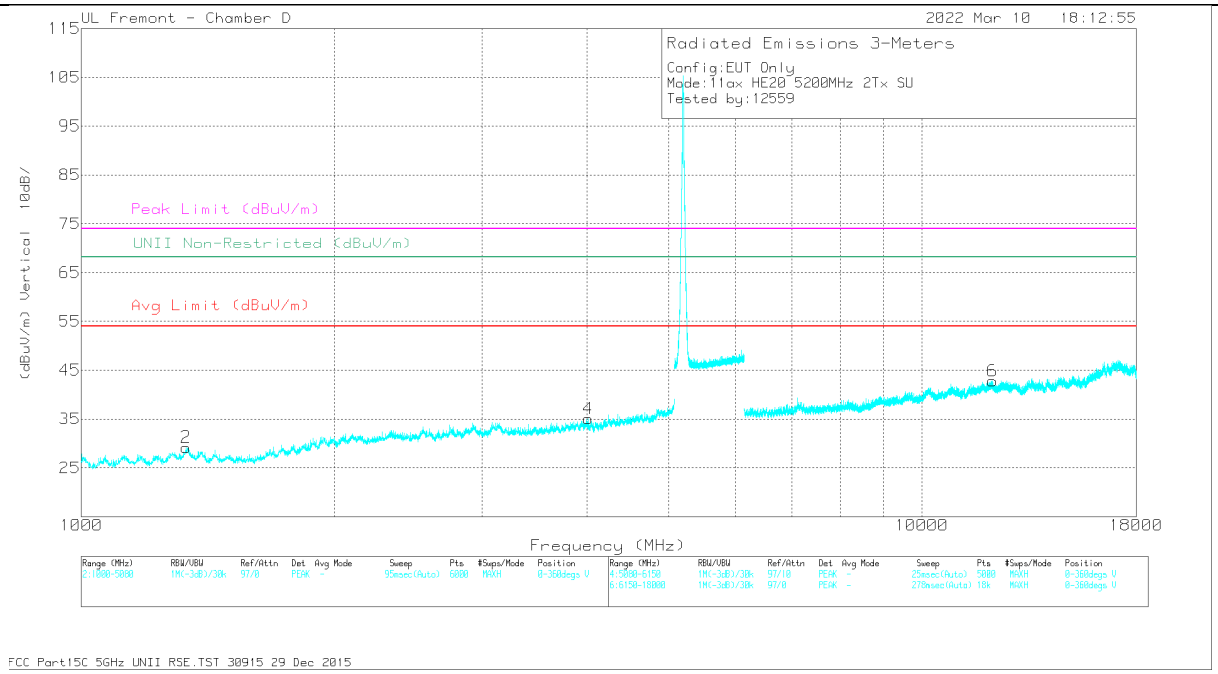

VERTICAL

UL LLC.
47173 Benicia Street, Fremont, CA 94538; USA. TEL:(510) 319-4000 FAX:(510) 661-0888
This report shall not be reproduced except in full, without the written approval of UL LLC.

RADIATED EMISSIONS

Marker	Frequency (MHz)	Meter Reading (dBuV)	Det	200786 ACF (dB/m)	Amp/Cbl/Fltr/Pad (dB)	Corrected Reading (dBuV/m)	Avg Limit (dBuV/m)	Margin (dB)	Peak Limit (dBuV/m)	PK Margin (dB)	Azimuth (Degs)	Height (cm)	Polarity
1	* 1339.91	41.33	PK-U	29.1	-31.5	38.93	-	-	74	-35.07	252	291	H
	* 1337.48	29.85	ADR	29.1	-31.5	27.45	54	-26.55	-	-	252	291	H
3	* 3992.71	38.99	PK-U	33.4	-28.2	44.19	-	-	74	-29.81	147	136	H
	* 3993.42	27.5	ADR	33.4	-28.2	32.7	54	-21.3	-	-	147	136	H
2	* 1330.74	41.5	PK-U	29	-31.6	38.9	-	-	74	-35.1	310	183	V
	* 1331.49	30.09	ADR	29	-31.6	27.49	54	-26.51	-	-	310	183	V
4	* 4007.52	39.44	PK-U	33.4	-28.2	44.64	-	-	74	-29.36	19	126	V
	* 4007.00	27.15	ADR	33.4	-28.2	32.35	54	-21.65	-	-	19	126	V
5	* 12150.15	35.64	PK-U	39	-22.4	52.24	-	-	74	-21.76	304	118	H
	* 12151.01	24.11	ADR	39	-22.4	40.71	54	-13.29	-	-	304	118	H
6	* 12141.45	35.57	PK-U	39	-22.2	52.37	-	-	74	-21.63	357	223	V
	* 12143.05	24.17	ADR	39	-22.2	40.97	54	-13.03	-	-	357	223	V

* - indicates frequency in CFR47 Pt 15 / IC RSS-Restricted Band
PK-U - U-NII: Maximum Peak
ADR - U-NII AD primary method, RMS average

UL LLC.
47173 Benicia Street, Fremont, CA 94538; USA. TEL:(510) 319-4000 FAX:(510) 661-0888
This report shall not be reproduced except in full, without the written approval of UL LLC.

HIGH CHANNEL RESULTS

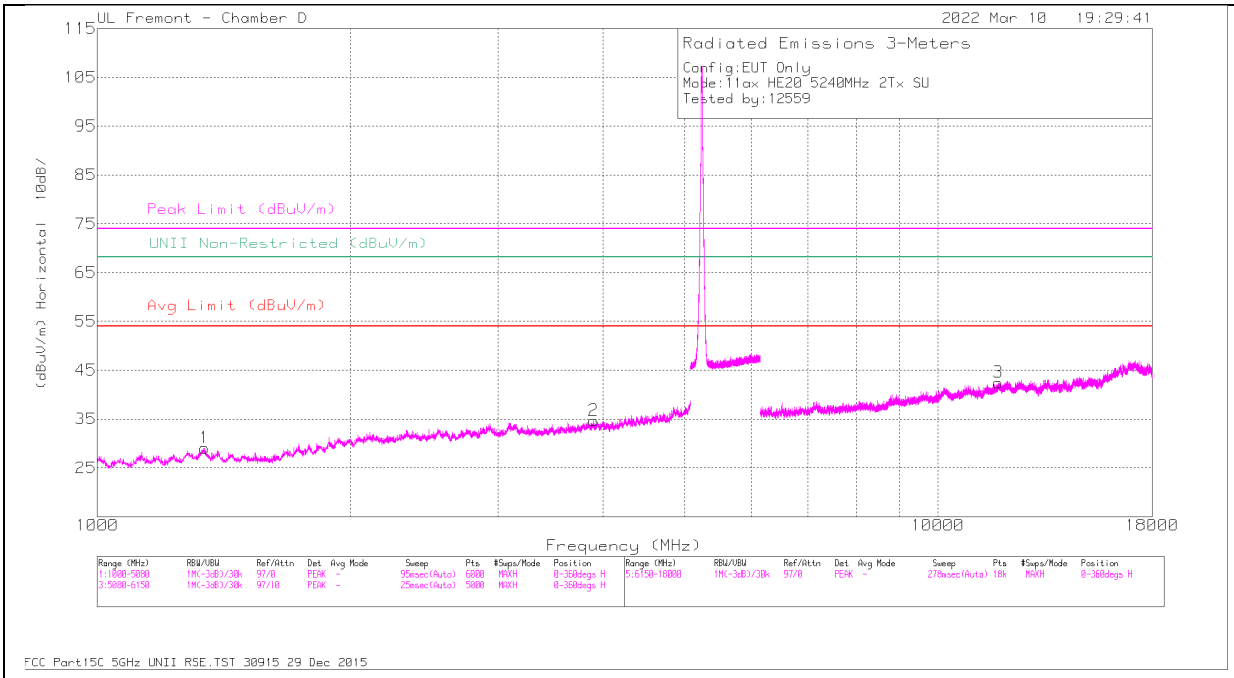

HORIZONTAL

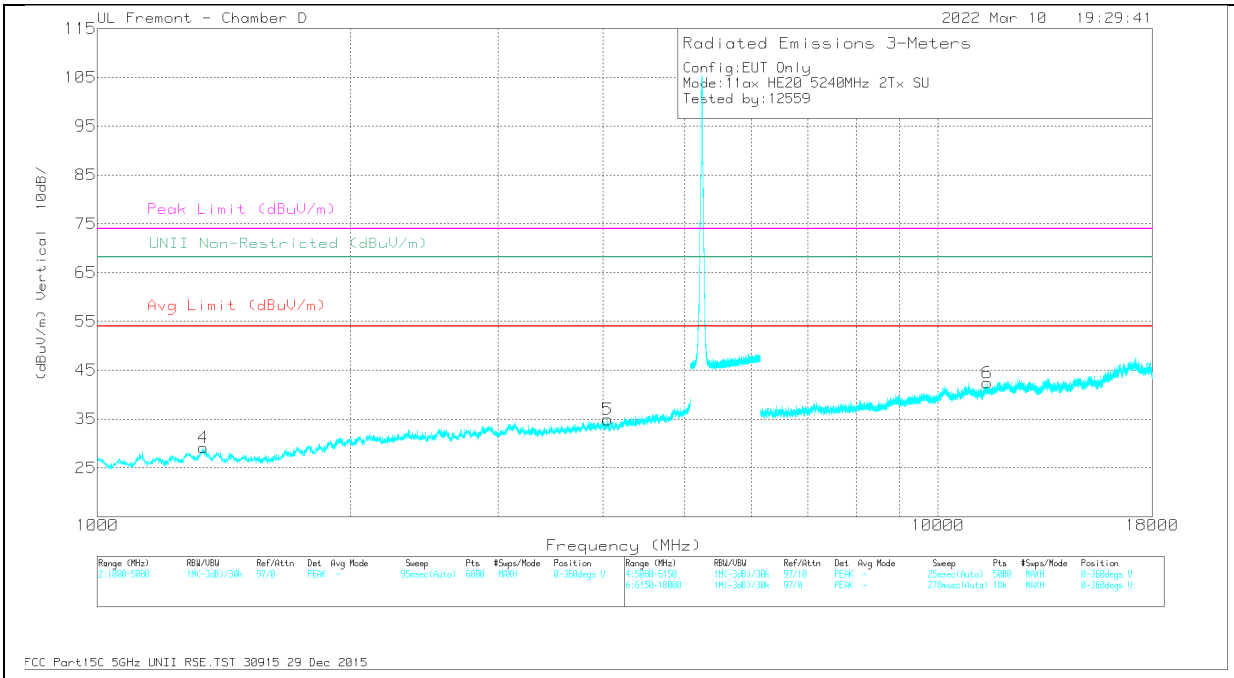

VERTICAL

UL LLC.
47173 Benicia Street, Fremont, CA 94538; USA. TEL:(510) 319-4000 FAX:(510) 661-0888
This report shall not be reproduced except in full, without the written approval of UL LLC.

RADIATED EMISSIONS

Marker	Frequency (MHz)	Meter Reading (dBuV)	Det	200786 ACF (dB/m)	Amp/Cbl/Fltr/Pad (dB)	Corrected Reading (dBuV/m)	Avg Limit (dBuV/m)	Margin (dB)	Peak Limit (dBuV/m)	PK Margin (dB)	Azimuth (Degs)	Height (cm)	Polarity
1	* 1343.86	40.91	PK-U	29.1	-31.4	38.61	-	-	74	-35.39	44	129	H
	* 1341.08	29.61	ADR	29.1	-31.4	27.31	54	-26.69	-	-	44	129	H
2	* 3894.22	39.63	PK-U	33.6	-28.9	44.33	-	-	74	-29.67	131	141	H
	* 3894.20	27.79	ADR	33.6	-28.9	32.49	54	-21.51	-	-	131	141	H
4	* 1338.91	41.91	PK-U	29.1	-31.5	39.51	-	-	74	-34.49	344	200	V
	* 1337.16	30.07	ADR	29.1	-31.5	27.67	54	-26.33	-	-	344	200	V
5	* 4048.24	39.86	PK-U	33.5	-28.9	44.46	-	-	74	-29.54	273	186	V
	* 4046.40	27.93	ADR	33.5	-28.8	32.63	54	-21.37	-	-	273	186	V
3	* 11811.49	34.52	PK-U	38.6	-22.2	50.92	-	-	74	-23.08	245	219	H
	* 11812.14	23.07	ADR	38.6	-22.2	39.47	54	-14.53	-	-	245	219	H
6	* 11456.27	34.81	PK-U	38.2	-21.9	51.11	-	-	74	-22.89	358	128	V
	* 11455.68	23.13	ADR	38.2	-21.9	39.43	54	-14.57	-	-	358	128	V

* - indicates frequency in CFR47 Pt 15 / IC RSS-Restricted Band
PK-U - U-NII: Maximum Peak
ADR - U-NII AD primary method, RMS average

UL LLC.
47173 Benicia Street, Fremont, CA 94538; USA. TEL:(510) 319-4000 FAX:(510) 661-0888
This report shall not be reproduced except in full, without the written approval of UL LLC.

1.1.5. TX ABOVE 1 GHz 802.11ax HE40 MODE IN THE 5.2GHz BAND

1TX Antenna 6 MODE: 26-Tones, RU Index 0

BANDEDGE (LOW CHANNEL)

HORIZONTAL RESULT

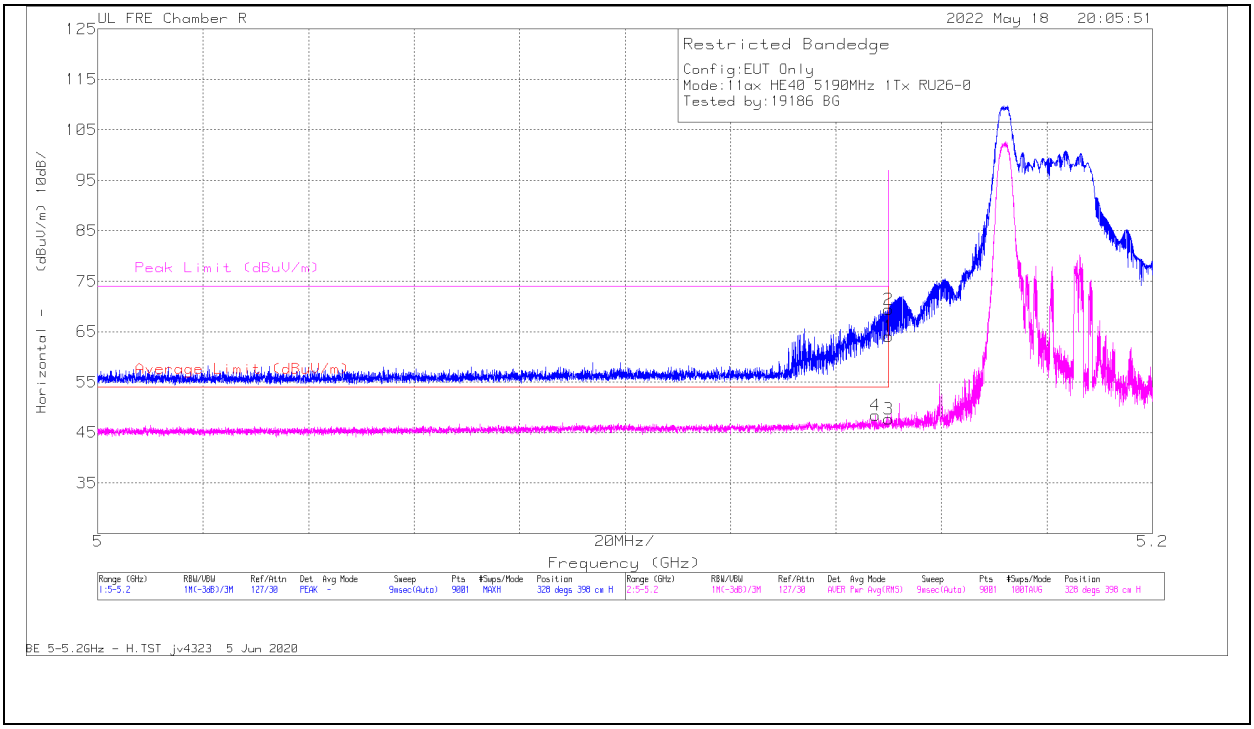

Marker	Frequency (GHz)	Meter Reading (dBuV)	Det	200785 ACF (dB)	Amp/Cbl/Fltr/Pad (dB)	DC Corr (dB)	Corrected Reading (dBuV/m)	Average Limit (dBuV/m)	Margin (dB)	Peak Limit (dBuV/m)	PK Margin (dB)	Azimuth (Degs)	Height (cm)	Polarity
1	* 5.15	62.43	Pk	34.2	-32.5	0	64.13	-	-	74	-9.87	328	398	H
2	* 5.14991	67.71	Pk	34.2	-32.5	0	69.41	-	-	74	-4.59	328	398	H
3	* 5.15	45.85	RMS	34.2	-32.5	.09	47.64	54	-6.36	-	-	328	398	H
4	* 5.147465	46.59	RMS	34.2	-32.5	.09	48.38	54	-5.62	-	-	328	398	H

* - indicates frequency in CFR47 Pt 15 / IC RSS-Restricted Band
Pk - Peak detector
RMS - RMS detection

UL LLC.
47173 Benicia Street, Fremont, CA 94538; USA. TEL:(510) 319-4000 FAX:(510) 661-0888
This report shall not be reproduced except in full, without the written approval of UL LLC.

VERTICAL RESULT

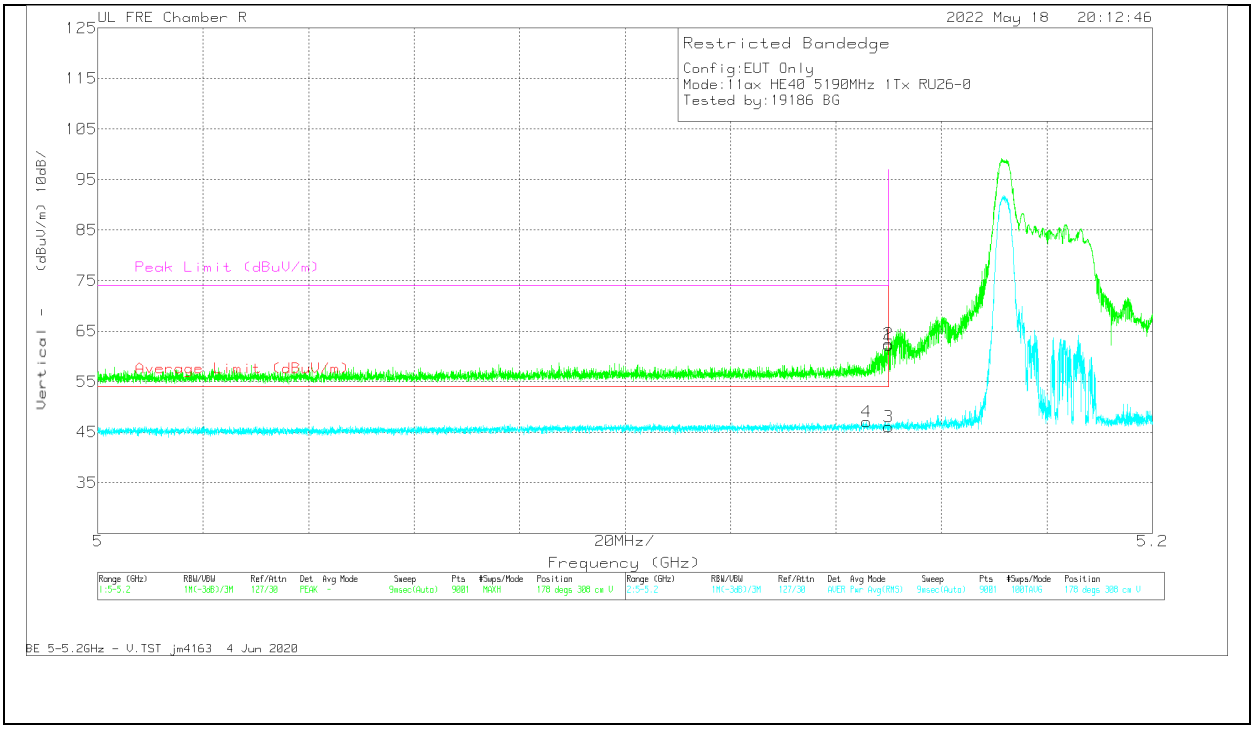

Marker	Frequency (GHz)	Meter Reading (dBuV)	Det	200785 ACF (dB)	Amp/Cbl/Fltr/Pad (dB)	DC Corr (dB)	Corrected Reading (dBuV/m)	Average Limit (dBuV/m)	Margin (dB)	Peak Limit (dBuV/m)	PK Margin (dB)	Azimuth (Degs)	Height (cm)	Polarity
1	* 5.15	60.51	Pk	34.2	-32.5	0	62.21	-	-	74	-11.79	178	308	V
2	* 5.149999	60.75	Pk	34.2	-32.5	0	62.45	-	-	74	-11.55	178	308	V
3	* 5.15	44.24	RMS	34.2	-32.5	.09	46.03	54	-7.97	-	-	178	308	V
4	* 5.145754	45.26	RMS	34.2	-32.5	.09	47.05	54	-6.95	-	-	178	308	V

* - indicates frequency in CFR47 Pt 15 / IC RSS-Restricted Band
Pk - Peak detector
RMS - RMS detection

UL LLC.
47173 Benicia Street, Fremont, CA 94538; USA. TEL:(510) 319-4000 FAX:(510) 661-0888
This report shall not be reproduced except in full, without the written approval of UL LLC.

1TX Antenna 6 MODE: SU, Single User

BANDEDGE (LOW CHANNEL)

HORIZONTAL RESULT

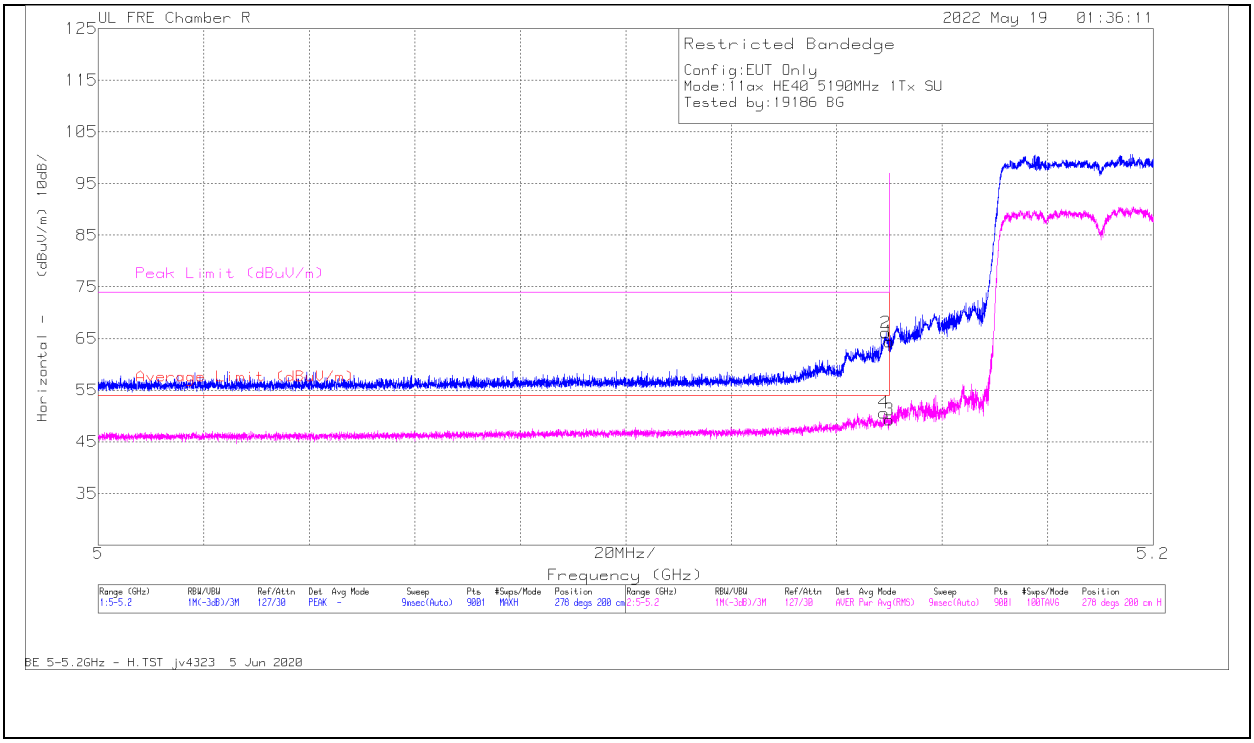

Marker	Frequency (GHz)	Meter Reading (dBuV)	Det	200785 ACF (dB)	Amp/Cbl/Fltr/Pad (dB)	DC Corr (dB)	Corrected Reading (dBuV/m)	Average Limit (dBuV/m)	Margin (dB)	Peak Limit (dBuV/m)	PK Margin (dB)	Azimuth (Degs)	Height (cm)	Polarity
1	* 5.15	62.66	Pk	34.2	-32.5	0	64.36	-	-	74	-9.64	278	200	H
2	* 5.14931	64.44	Pk	34.2	-32.5	0	66.14	-	-	74	-7.86	278	200	H
3	* 5.15	46.67	RMS	34.2	-32.5	.79	49.16	54	-4.84	-	-	278	200	H
4	* 5.148954	48.02	RMS	34.2	-32.5	.79	50.51	54	-3.49	-	-	278	200	H

* - indicates frequency in CFR47 Pt 15 / IC RSS-Restricted Band
Pk - Peak detector
RMS - RMS detection

UL LLC.
47173 Benicia Street, Fremont, CA 94538; USA. TEL:(510) 319-4000 FAX:(510) 661-0888
This report shall not be reproduced except in full, without the written approval of UL LLC.

VERTICAL RESULT

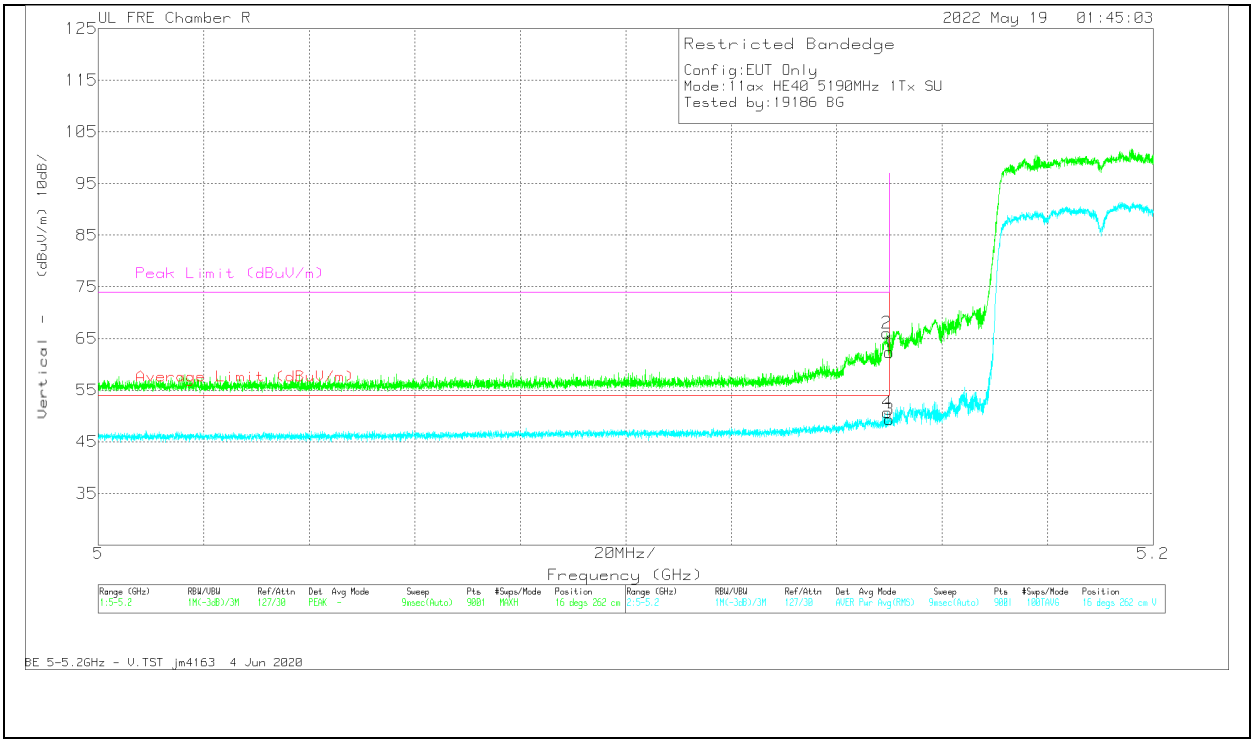

Marker	Frequency (GHz)	Meter Reading (dBuV)	Det	200785 ACF (dB)	Amp/Cbl/Fltr/Pad (dB)	DC Corr (dB)	Corrected Reading (dBuV/m)	Average Limit (dBuV/m)	Margin (dB)	Peak Limit (dBuV/m)	PK Margin (dB)	Azimuth (Degs)	Height (cm)	Polarity
1	* 5.15	60.63	Pk	34.2	-32.5	0	62.33	-	-	74	-11.67	16	262	V
2	* 5.14951	64.34	Pk	34.2	-32.5	0	66.04	-	-	74	-7.96	16	262	V
3	* 5.15	46.73	RMS	34.2	-32.5	.79	49.22	54	-4.78	-	-	16	262	V
4	* 5.149621	48.09	RMS	34.2	-32.5	.79	50.58	54	-3.42	-	-	16	262	V

* - indicates frequency in CFR47 Pt 15 / IC RSS-Restricted Band
Pk - Peak detector
RMS - RMS detection

UL LLC.
47173 Benicia Street, Fremont, CA 94538; USA. TEL:(510) 319-4000 FAX:(510) 661-0888
This report shall not be reproduced except in full, without the written approval of UL LLC.

1TX Antenna 5 MODE: 26-Tones, RU Index 0

BANDEDGE (LOW CHANNEL)

HORIZONTAL RESULT

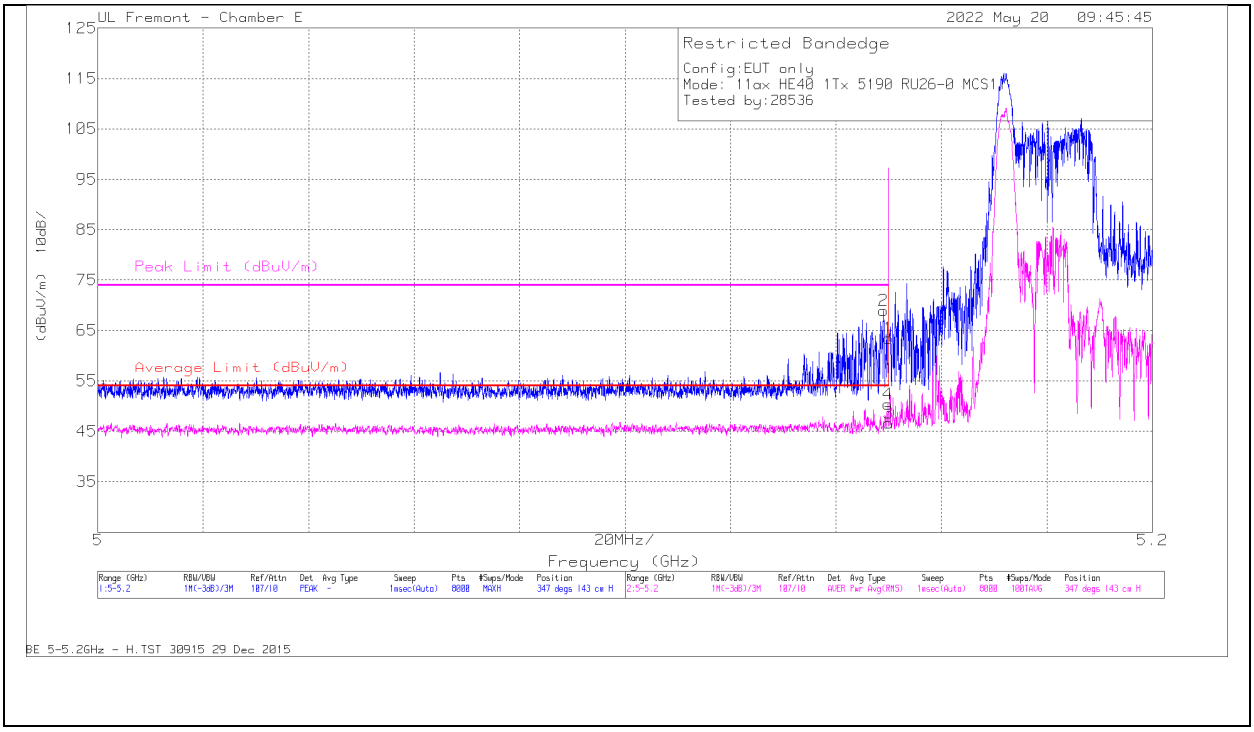

Marker	Frequency (GHz)	Meter Reading (dBuV)	Det	200897 ACF (dB/m)	Amp/Cbl/Pad (dB)	DC Corr (dB)	Corrected Reading (dBuV/m)	Average Limit (dBuV/m)	Margin (dB)	Peak Limit (dBuV/m)	PK Margin (dB)	Azimuth (Degs)	Height (cm)	Polarity
1	* 5.15	50.35	Pk	34.5	-21.4	0	63.45	-	-	74	-10.55	347	143	H
2	* 5.148993	55.85	Pk	34.5	-21.4	0	68.95	-	-	74	-5.05	347	143	H
3	* 5.15	33.5	RMS	34.5	-21.4	0.09	46.69	54	-7.31	-	-	347	143	H
4	* 5.149843	37.25	RMS	34.5	-21.4	0.09	50.44	54	-3.54	-	-	347	143	H

* - indicates frequency in CFR47 Pt 15 / IC RSS-Restricted Band
Pk - Peak detector
RMS - RMS detection

UL LLC.
47173 Benicia Street, Fremont, CA 94538; USA. TEL:(510) 319-4000 FAX:(510) 661-0888
This report shall not be reproduced except in full, without the written approval of UL LLC.

VERTICAL RESULT

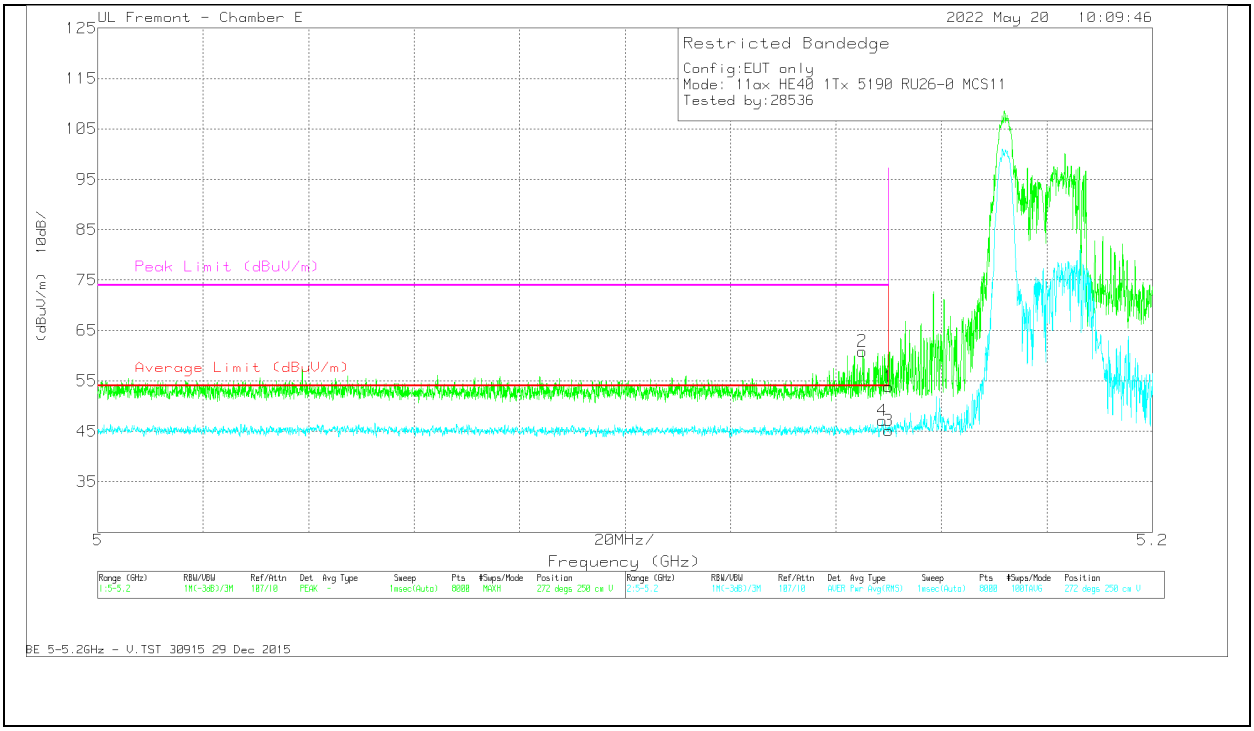

Marker	Frequency (GHz)	Meter Reading (dBuV)	Det	200897 ACF (dB/m)	Amp/Cbl/Pad (dB)	DC Corr (dB)	Corrected Reading (dBuV/m)	Average Limit (dBuV/m)	Margin (dB)	Peak Limit (dBuV/m)	PK Margin (dB)	Azimuth (Degs)	Height (cm)	Polarity
2	* 5.144967	47.81	Pk	34.5	-21.4	0	60.91	-	-	74	-13.09	272	250	V
4	* 5.148743	34.04	RMS	34.5	-21.4	0.09	47.23	54	-6.77	-	-	272	250	V
1	* 5.15	40.76	Pk	34.5	-21.4	0	53.86	-	-	74	-20.14	272	250	V
3	* 5.15	32.09	RMS	34.5	-21.4	0.09	45.28	54	-8.72	-	-	272	250	V

* - indicates frequency in CFR47 Pt 15 / IC RSS-Restricted Band
Pk - Peak detector
RMS - RMS detection

UL LLC.
47173 Benicia Street, Fremont, CA 94538; USA. TEL:(510) 319-4000 FAX:(510) 661-0888
This report shall not be reproduced except in full, without the written approval of UL LLC.

1TX Antenna 5 MODE: SU, Single User

BANDEDGE (LOW CHANNEL)

HORIZONTAL RESULT

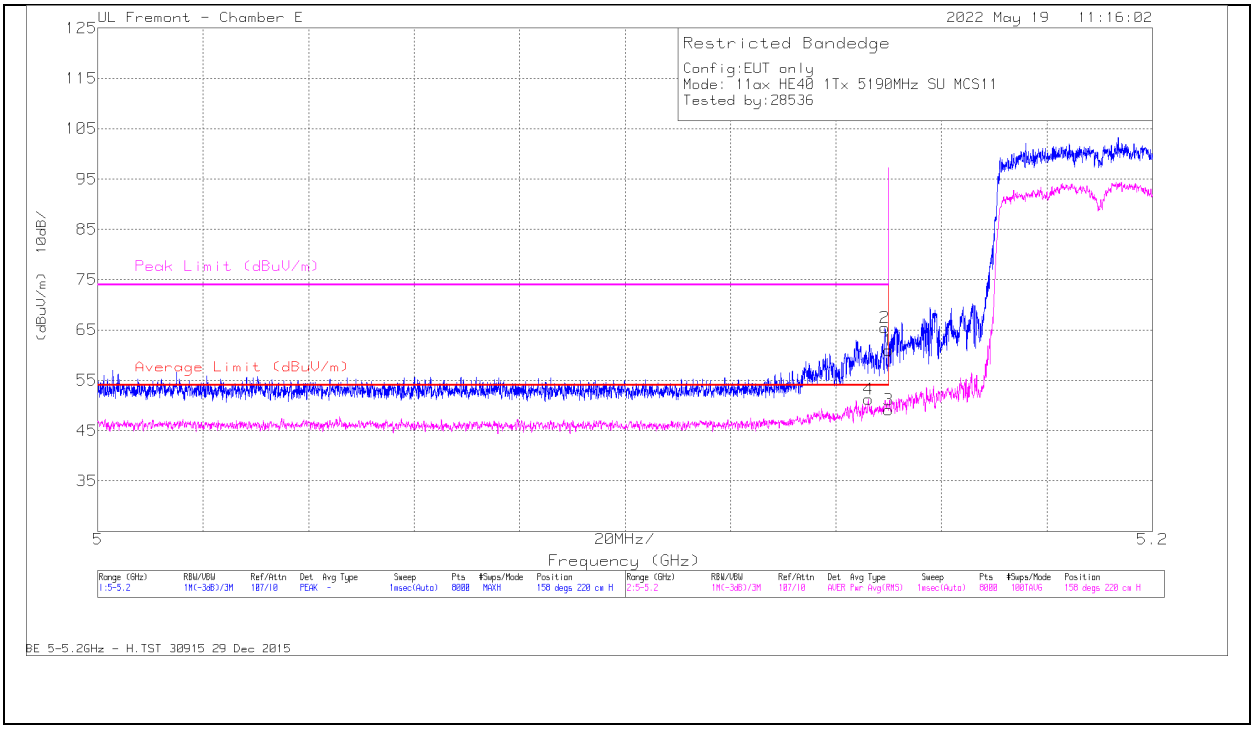

Marker	Frequency (GHz)	Meter Reading (dBuV)	Det	20089 7 ACF (dB/m)	Amp/Cbl/Pad (dB)	DC Corr (dB)	Corrected Reading (dBuV/m)	Average Limit (dBuV/m)	Margin (dB)	Peak Limit (dBuV/m)	PK Margin (dB)	Azimuth (Degs)	Height (cm)	Polarity
1	* 5.15	47.83	Pk	34.5	-21.4	0	60.93	-	-	74	-13.07	158	220	H
2	* 5.149293	52.34	Pk	34.5	-21.4	0	65.44	-	-	74	-8.56	158	220	H
3	* 5.15	35.15	RMS	34.5	-21.4	.79	49.04	54	-4.96	-	-	158	220	H
4	* 5.146143	37.36	RMS	34.5	-21.4	.79	51.25	54	-2.75	-	-	158	220	H

* - indicates frequency in CFR47 Pt 15 / IC RSS-Restricted Band
Pk - Peak detector
RMS - RMS detection

UL LLC.
47173 Benicia Street, Fremont, CA 94538; USA. TEL:(510) 319-4000 FAX:(510) 661-0888
This report shall not be reproduced except in full, without the written approval of UL LLC.

VERTICAL RESULT

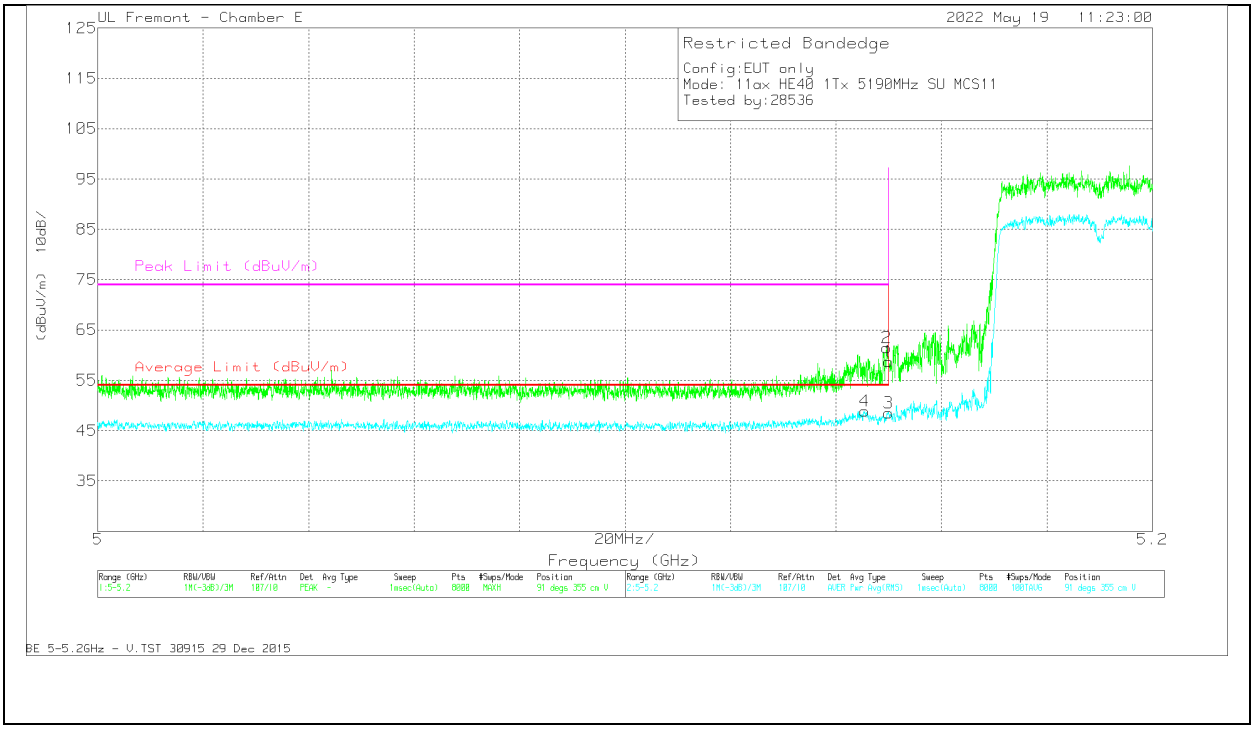

Marker	Frequency (GHz)	Meter Reading (dBuV)	Det	200897 ACF (dB/m)	Amp/Cbl/Pad (dB)	DC Corr (dB)	Corrected Reading (dBuV/m)	Average Limit (dBuV/m)	Margin (dB)	Peak Limit (dBuV/m)	PK Margin (dB)	Azimuth (Degs)	Height (cm)	Polarity
1	* 5.15	45.63	Pk	34.5	-21.4	0	58.73	-	-	74	-15.27	91	355	V
2	* 5.149643	48.34	Pk	34.5	-21.4	0	61.44	-	-	74	-12.56	91	355	V
3	* 5.15	34.56	RMS	34.5	-21.4	.79	48.45	54	-5.55	-	-	91	355	V
4	* 5.145467	34.98	RMS	34.5	-21.4	.79	48.87	54	-5.13	-	-	91	355	V

* - indicates frequency in CFR47 Pt 15 / IC RSS-Restricted Band
Pk - Peak detector
RMS - RMS detection

UL LLC.
47173 Benicia Street, Fremont, CA 94538; USA. TEL:(510) 319-4000 FAX:(510) 661-0888
This report shall not be reproduced except in full, without the written approval of UL LLC.

2TX Antenna 6 + Antenna 5 OFDMA MODE: 26-Tones, RU Index 0

BANDEDGE (LOW CHANNEL)

HORIZONTAL RESULT

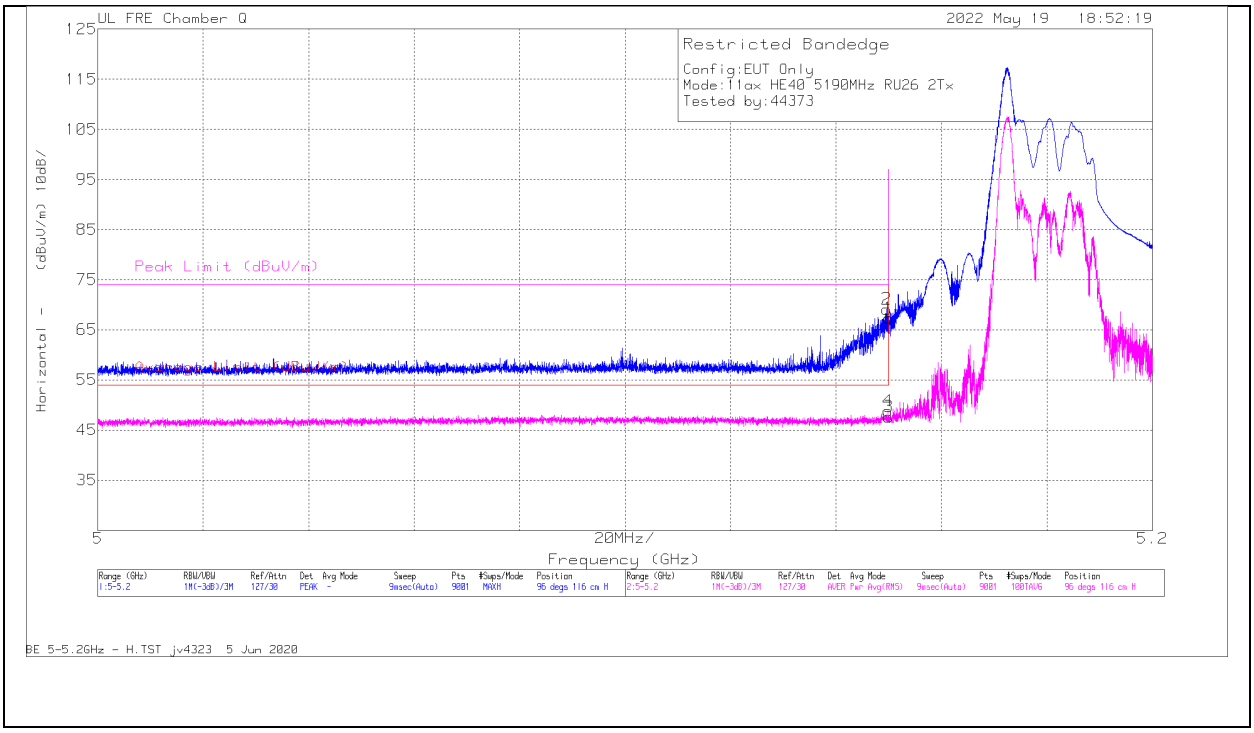

Marker	Frequency (GHz)	Meter Reading (dBuV)	Det	AF 200895 (dB/m)	Amp/Cbl/Fltr/Pad (dB)	DC Corr (dB)	Corrected Reading (dBuV/m)	Average Limit (dBuV/m)	Margin (dB)	Peak Limit (dBuV/m)	PK Margin (dB)	Azimuth (Degs)	Height (cm)	Polarity
2	5.149576	66.27	Pk	34.3	-31.4	0	69.17	-	-	74	-4.83	96	116	H
4	5.149887	45.53	RMS	34.3	-31.4	.09	49.08	54	-4.92	-	-	96	116	H
1	5.15	64.49	Pk	34.3	-31.4	0	67.39	-	-	74	-6.61	96	116	H
3	5.15	44.39	RMS	34.3	-31.4	.09	47.94	54	-6.06	-	-	96	116	H

Pk - Peak detector
RMS - RMS detection

UL LLC.
47173 Benicia Street, Fremont, CA 94538; USA. TEL:(510) 319-4000 FAX:(510) 661-0888
This report shall not be reproduced except in full, without the written approval of UL LLC.

VERTICAL RESULT

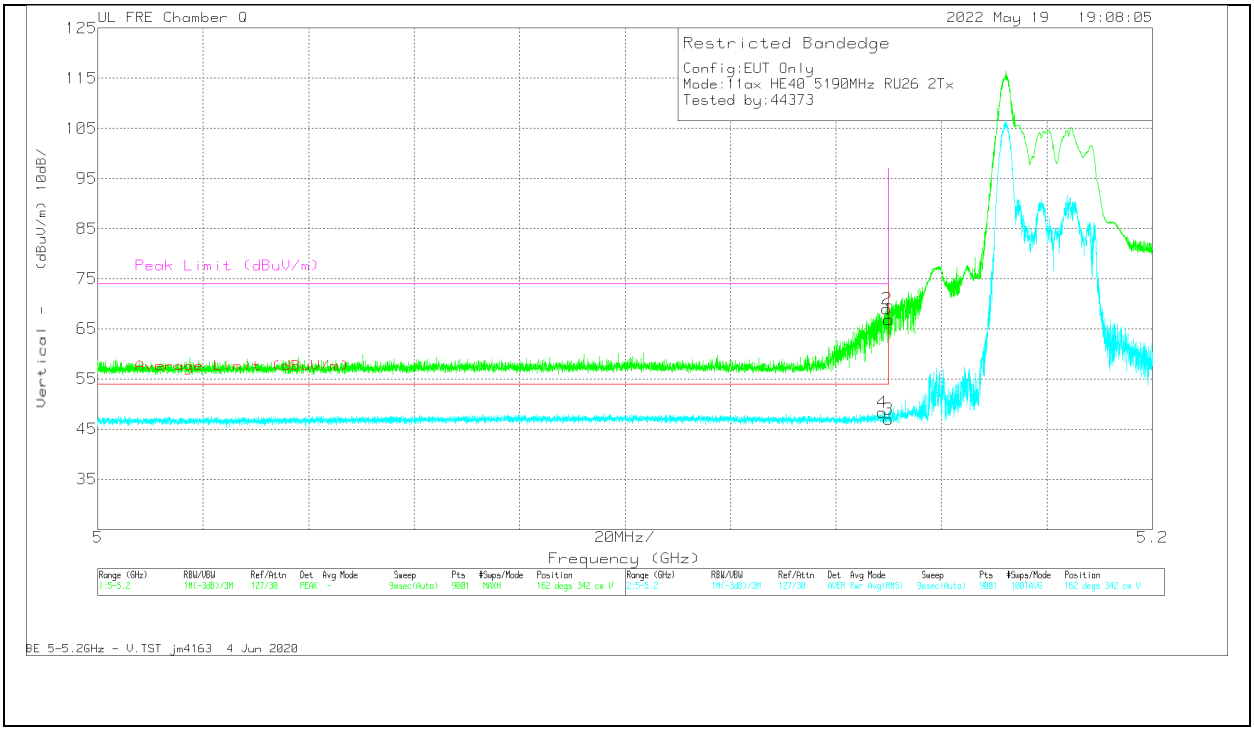

Marker	Frequency (GHz)	Meter Reading (dBuV)	Det	AF 200895 (dB/m)	Amp/Cbl/Fltr/Pad (dB)	DC Corr (dB)	Corrected Reading (dBuV/m)	Average Limit (dBuV/m)	Margin (dB)	Peak Limit (dBuV/m)	PK Margin (dB)	Azimuth (Degs)	Height (cm)	Polarity
4	5.148776	45.12	RMS	34.3	-31.4	.09	48.39	54	-5.61	-	-	162	342	V
2	5.149665	66.07	Pk	34.3	-31.4	0	68.97	-	-	74	-5.03	162	342	V
1	5.15	63.91	Pk	34.3	-31.4	0	66.81	-	-	74	-7.19	162	342	V
3	5.15	43.75	RMS	34.3	-31.4	.09	46.72	54	-7.28	-	-	162	342	V

Pk - Peak detector
RMS - RMS detection

UL LLC.
47173 Benicia Street, Fremont, CA 94538; USA. TEL:(510) 319-4000 FAX:(510) 661-0888
This report shall not be reproduced except in full, without the written approval of UL LLC.

HARMONICS AND SPURIOUS EMISSIONS

LOW CHANNEL RESULTS

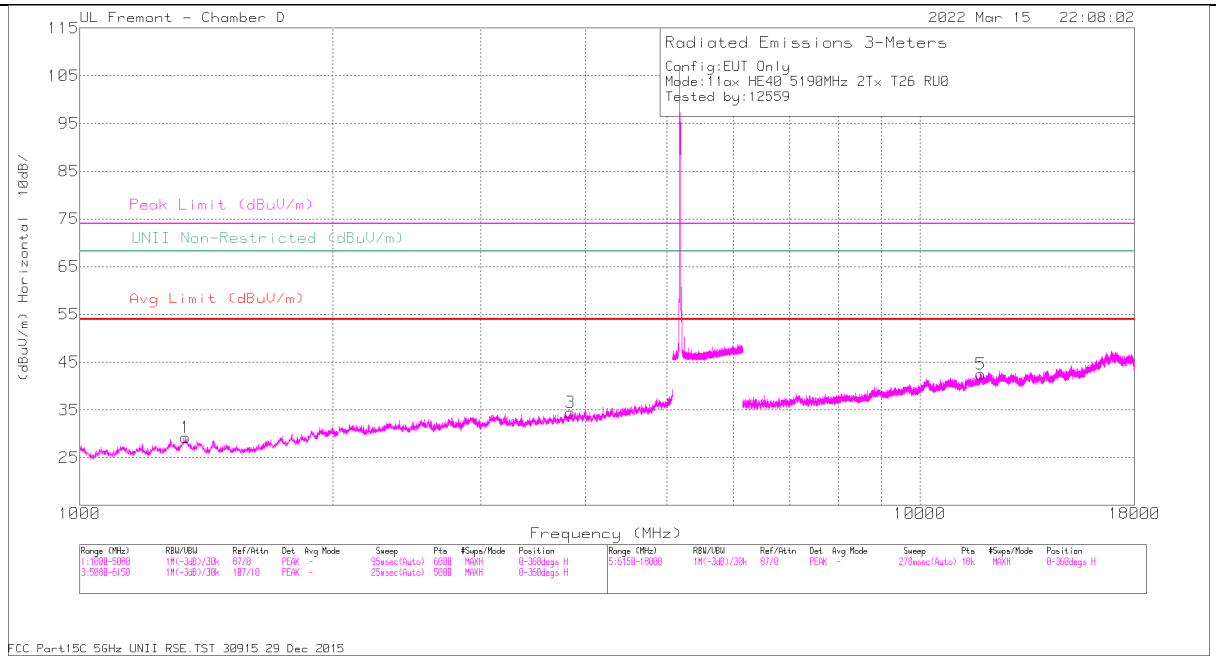

HORIZONTAL

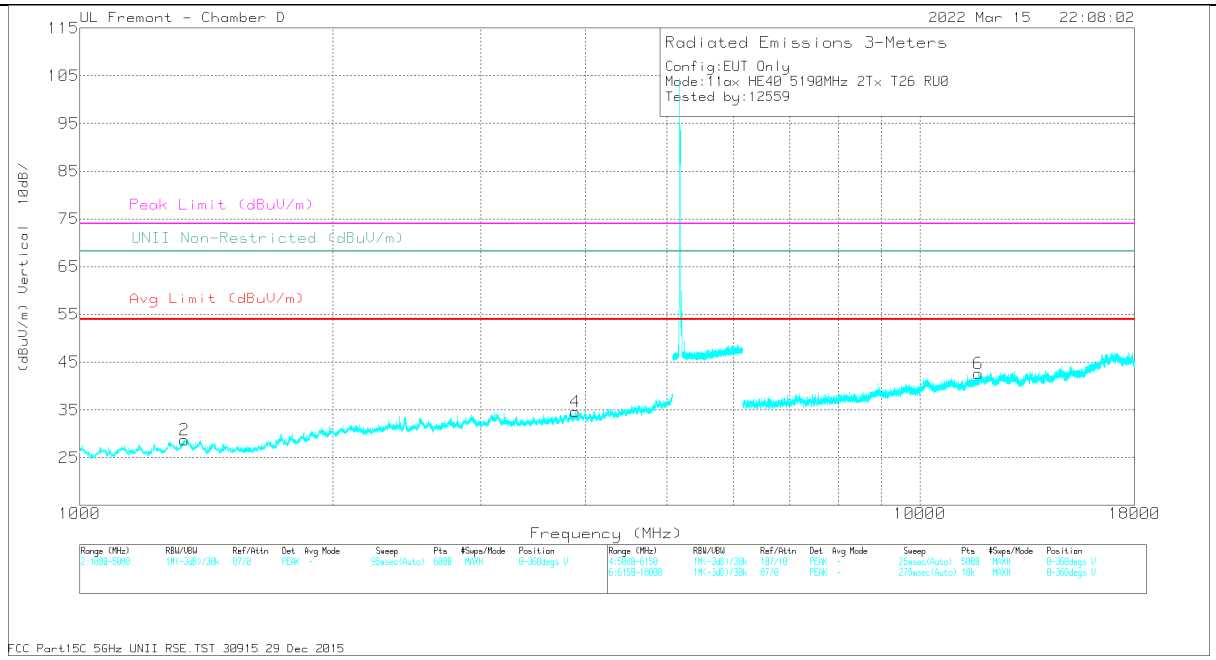

VERTICAL

UL LLC.
47173 Benicia Street, Fremont, CA 94538; USA. TEL:(510) 319-4000 FAX:(510) 661-0888

This report shall not be reproduced except in full, without the written approval of UL LLC.

RADIATED EMISSIONS

Marker	Frequency (MHz)	Meter Reading (dBuV)	Det	200786 ACF (dB/m)	Amp/Cbl/Fltr/Pad (dB)	Corrected Reading (dBuV/m)	Avg Limit (dBuV/m)	Margin (dB)	Peak Limit (dBuV/m)	PK Margin (dB)	Azimuth (Degs)	Height (cm)	Polarity
1	* 1334.78	41.31	PK-U	29	-31.6	38.71	-	-	74	-35.29	258	194	H
	* 1336.06	29.86	ADR	29.1	-31.6	27.36	54	-26.64	-	-	258	194	H
3	* 3840.09	39.42	PK-U	33.5	-28.9	44.02	-	-	74	-29.98	63	308	H
	* 3836.94	27.85	ADR	33.5	-29	32.35	54	-21.65	-	-	63	308	H
2	* 1332.10	41.59	PK-U	29	-31.6	38.99	-	-	74	-35.01	323	245	V
	* 1332.43	29.9	ADR	29	-31.6	27.3	54	-26.7	-	-	323	245	V
4	* 3889.29	39.5	PK-U	33.6	-29	44.1	-	-	74	-29.9	215	225	V
	* 3888.979	27.92	ADR	33.6	-29	32.52	54	-21.48	-	-	215	225	V
5	* 11825.37	34.35	PK-U	38.6	-22.3	50.65	-	-	74	-23.35	331	113	H
	* 11823.88	22.76	ADR	38.6	-22.3	39.06	54	-14.94	-	-	331	113	H
6	* 11737.00	34.21	PK-U	38.5	-21.8	50.91	-	-	74	-23.09	143	226	V
	* 11739.95	22.91	ADR	38.5	-21.8	39.61	54	-14.39	-	-	143	226	V

* - indicates frequency in CFR47 Pt 15 / IC RSS-Restricted Band
PK-U - U-NII: Maximum Peak
ADR - U-NII AD primary method, RMS average

UL LLC.
47173 Benicia Street, Fremont, CA 94538; USA. TEL:(510) 319-4000 FAX:(510) 661-0888
This report shall not be reproduced except in full, without the written approval of UL LLC.

HIGH CHANNEL RESULTS

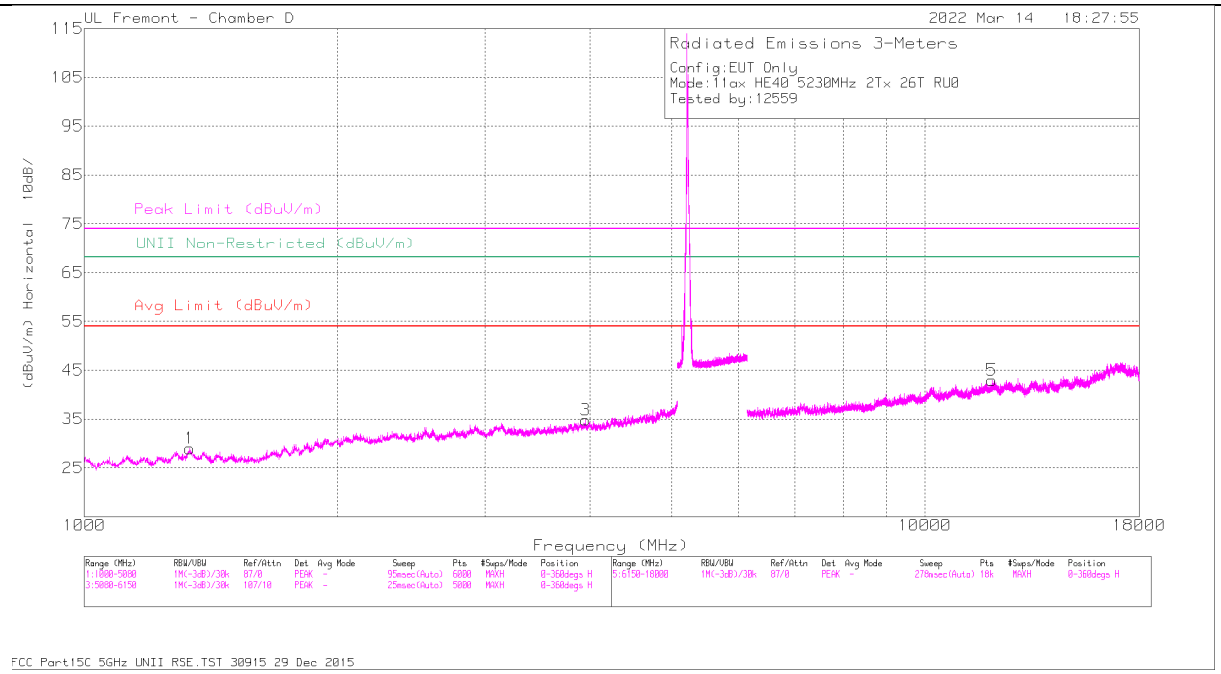

HORIZONTAL

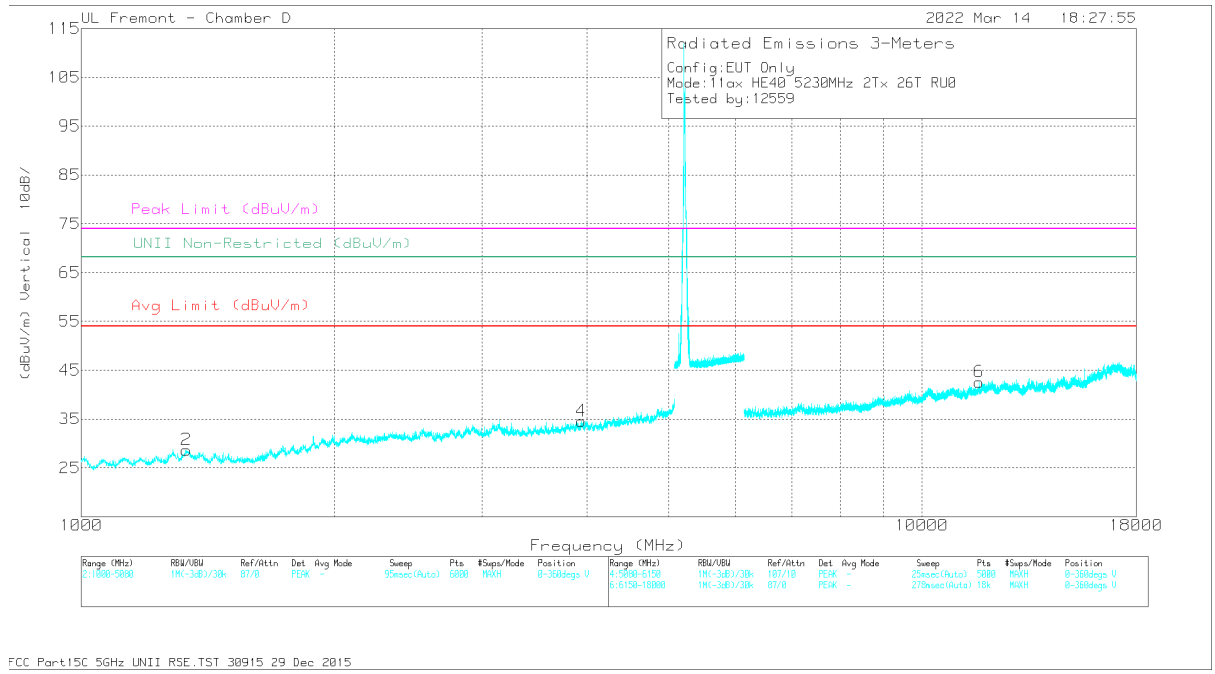

VERTICAL

UL LLC.
47173 Benicia Street, Fremont, CA 94538; USA. TEL:(510) 319-4000 FAX:(510) 661-0888
This report shall not be reproduced except in full, without the written approval of UL LLC.

RADIATED EMISSIONS

Marker	Frequency (MHz)	Meter Reading (dBuV)	Det	200786 ACF (dB/m)	Amp/Cbl/Fltr/Pad (dB)	Corrected Reading (dBuV/m)	Avg Limit (dBuV/m)	Margin (dB)	Peak Limit (dBuV/m)	PK Margin (dB)	Azimuth (Degs)	Height (cm)	Polarity
1	* 1335.30	41.74	PK-U	29.1	-31.6	39.24	-	-	74	-34.76	316	141	H
	* 1335.36	29.89	ADR	29.1	-31.6	27.39	54	-26.61	-	-	316	141	H
3	* 3946.73	39.32	PK-U	33.4	-28.3	44.42	-	-	74	-29.58	92	316	H
	* 3946.18	27.28	ADR	33.4	-28.3	32.38	54	-21.62	-	-	92	316	H
2	* 1333.99	41.41	PK-U	29	-31.6	38.81	-	-	74	-35.19	231	187	V
	* 1334.36	29.74	ADR	29	-31.6	27.44	54	-26.56	-	-	231	187	V
4	* 3936.63	39.35	PK-U	33.4	-28.4	44.35	-	-	74	-29.65	222	116	V
	* 3937.10	27.66	ADR	33.4	-28.4	32.66	54	-21.34	-	-	222	116	V
5	* 12019.74	35.46	PK-U	38.8	-22.3	51.96	-	-	74	-22.04	139	166	H
	* 12021.27	24.07	ADR	38.8	-22.2	40.67	54	-13.33	-	-	139	166	H
6	* 11702.47	34.61	PK-U	38.4	-21.8	51.21	-	-	74	-22.79	45	198	V
	* 11703.07	23.05	ADR	38.4	-21.8	39.65	54	-14.35	-	-	45	198	V

* - indicates frequency in CFR47 Pt 15 / IC RSS-Restricted Band
PK-U - U-NII: Maximum Peak
ADR - U-NII AD primary method, RMS average

UL LLC.
47173 Benicia Street, Fremont, CA 94538; USA. TEL:(510) 319-4000 FAX:(510) 661-0888
This report shall not be reproduced except in full, without the written approval of UL LLC.

2TX Antenna 6 + Antenna 5 OFDMA MODE: SU, Single User

BANDEDGE (LOW CHANNEL)

HORIZONTAL RESULT

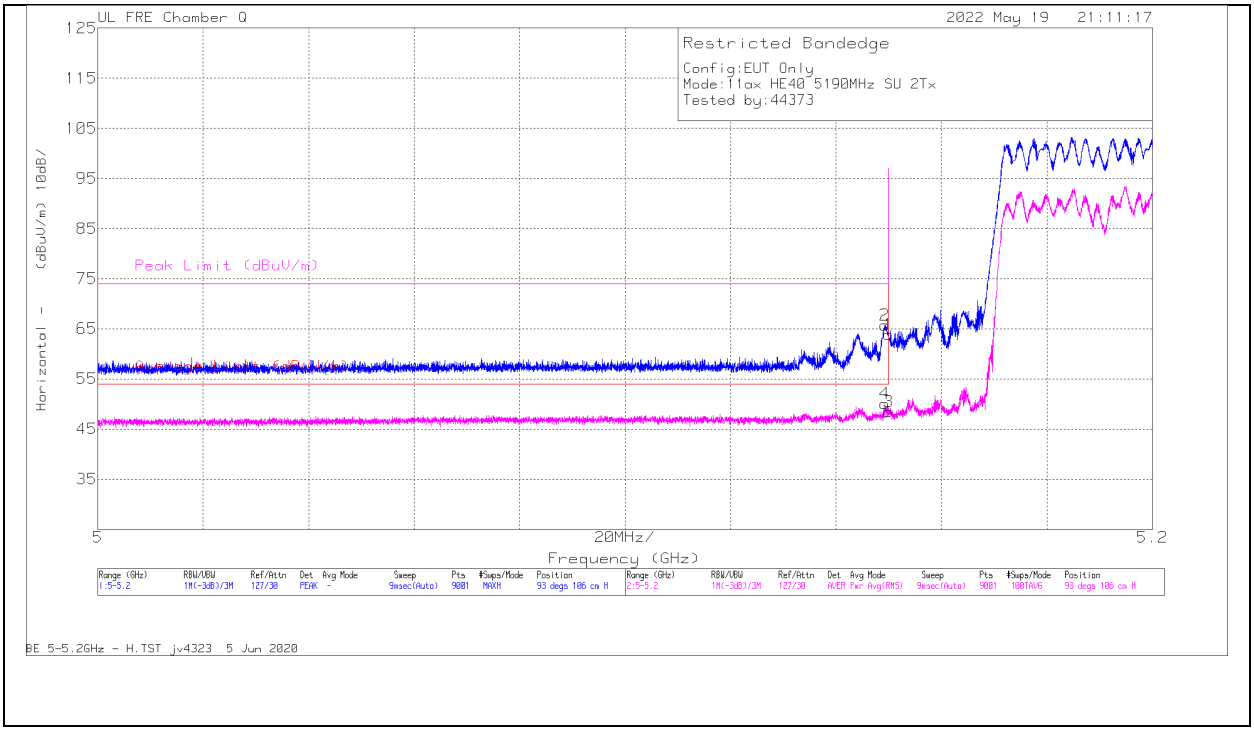

Marker	Frequency (GHz)	Meter Reading (dBuV)	Det	AF 200895 (dB/m)	Amp/Cbl/Fltr/Pad (dB)	DC Corr (dB)	Corrected Reading (dBuV/m)	Average Limit (dBuV/m)	Margin (dB)	Peak Limit (dBuV/m)	PK Margin (dB)	Azimuth (Degs)	Height (cm)	Polarity
4	5.149199	46.81	RMS	34.3	-31.4	.79	50.50	54	-3.50	-	-	93	106	H
2	5.149287	62.87	Pk	34.3	-31.4	0	65.77	-	-	74	-8.23	93	106	H
1	5.15	60.99	Pk	34.3	-31.4	0	63.89	-	-	74	-10.11	93	106	H
3	5.15	45.21	RMS	34.3	-31.4	.79	48.90	54	-5.10	-	-	93	106	H

Pk - Peak detector
RMS - RMS detection

UL LLC.
47173 Benicia Street, Fremont, CA 94538; USA. TEL:(510) 319-4000 FAX:(510) 661-0888
This report shall not be reproduced except in full, without the written approval of UL LLC.

VERTICAL RESULT

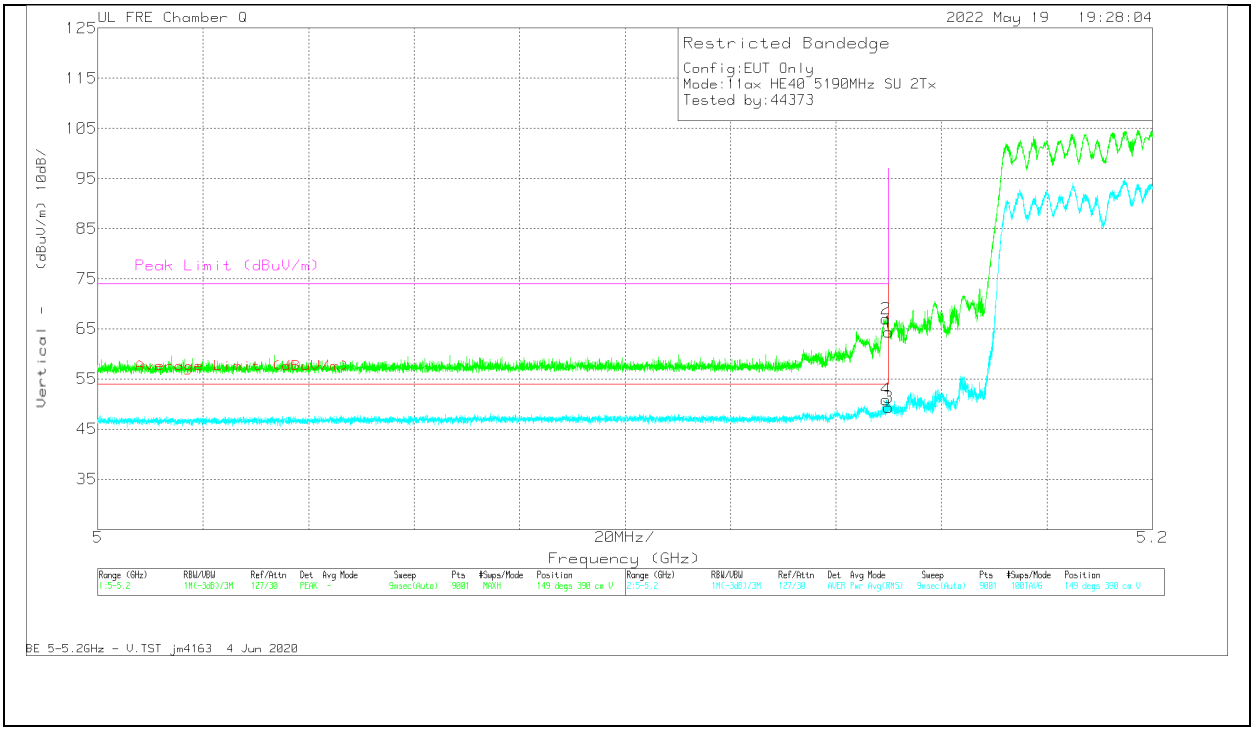

Marker	Frequency (GHz)	Meter Reading (dBuV)	Det	AF 200895 (dB/m)	Amp/Cbl/Fltr/Pad (dB)	DC Corr (dB)	Corrected Reading (dBuV/m)	Average Limit (dBuV/m)	Margin (dB)	Peak Limit (dBuV/m)	PK Margin (dB)	Azimuth (Degs)	Height (cm)	Polarity
2	5.149465	64.04	Pk	34.3	-31.4	0	66.94	-	-	74	-7.06	149	390	V
4	5.149532	47.68	RMS	34.3	-31.4	.79	51.37	54	-3.63	-	-	149	390	V
1	5.15	61.44	Pk	34.3	-31.4	0	64.34	-	-	74	-9.66	149	390	V
3	5.15	46.14	RMS	34.3	-31.4	.79	49.83	54	-4.17	-	-	149	390	V

Pk - Peak detector
RMS - RMS detection

UL LLC.
47173 Benicia Street, Fremont, CA 94538; USA. TEL:(510) 319-4000 FAX:(510) 661-0888
This report shall not be reproduced except in full, without the written approval of UL LLC.

HARMONICS AND SPURIOUS EMISSIONS

LOW CHANNEL RESULTS

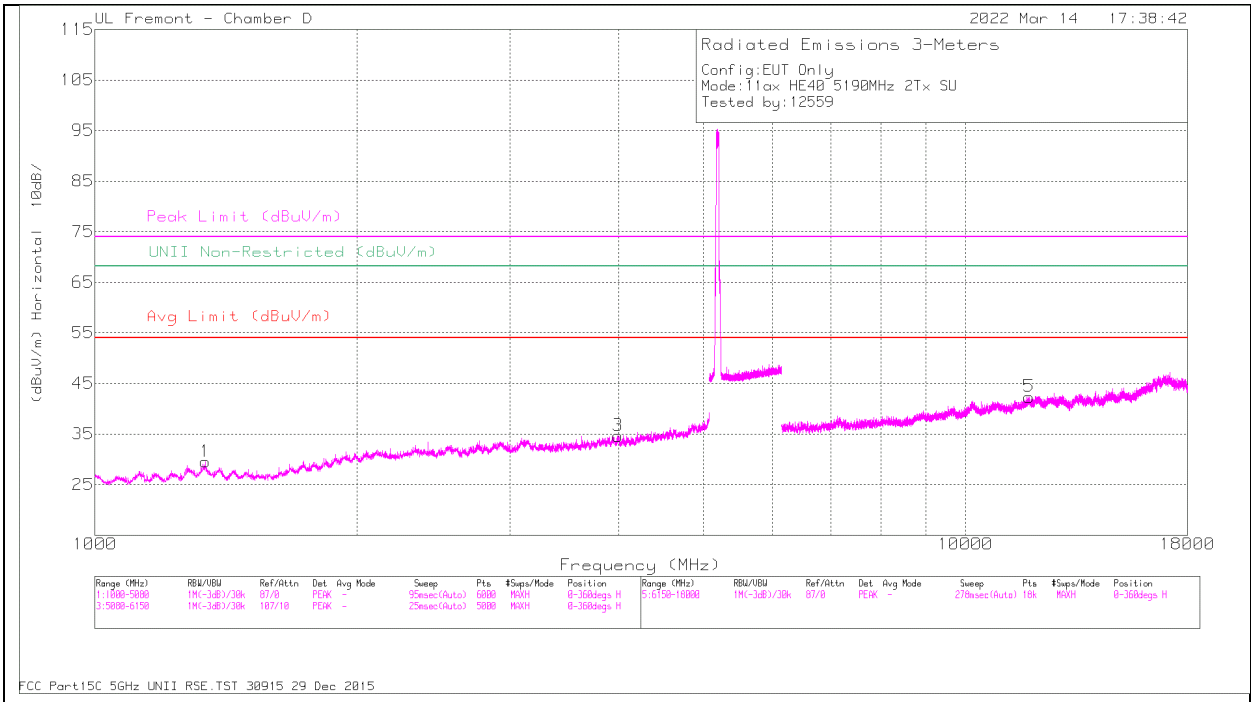

HORIZONTAL

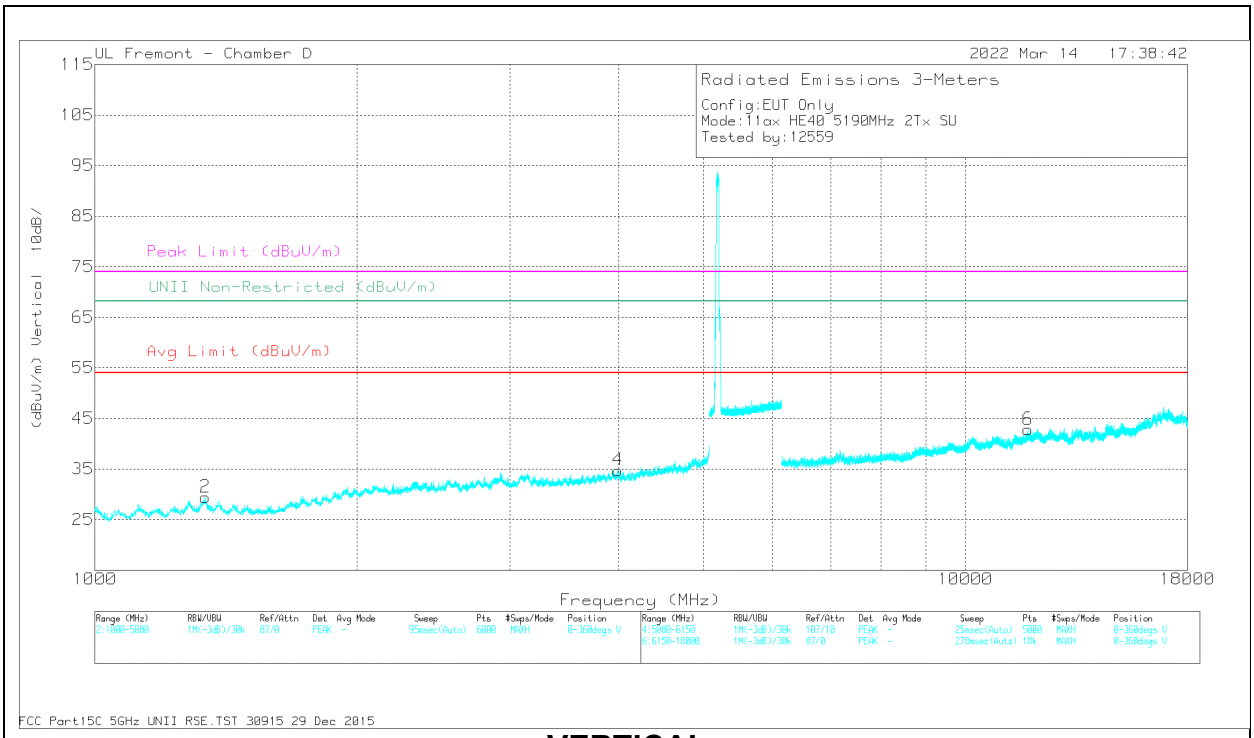

VERTICAL

UL LLC.
47173 Benicia Street, Fremont, CA 94538; USA. TEL:(510) 319-4000 FAX:(510) 661-0888
This report shall not be reproduced except in full, without the written approval of UL LLC.

RADIATED EMISSIONS

Marker	Frequency (MHz)	Meter Reading (dBuV)	Det	200786 ACF (dB/m)	Amp/Cbl/Fltr/Pad (dB)	DC Corr (dB)	Corrected Reading (dBuV/m)	Avg Limit (dBuV/m)	Margin (dB)	Peak Limit (dBuV/m)	PK Margin (dB)	Azimuth (Degs)	Height (cm)	Polarity
1	* 1337.81	41.45	PK-U	29.1	-31.5	0	39.05	-	-	74	-34.95	180	251	H
	* 1337.40	29.86	ADR	29.1	-31.5	.15	27.61	54	-26.39	-	-	180	251	H
3	* 3987.08	38.97	PK-U	33.4	-28.2	0	44.17	-	-	74	-29.83	304	243	H
	* 3989.55	27.53	ADR	33.4	-28.2	.15	32.88	54	-21.12	-	-	304	243	H
2	* 1338.23	41.3	PK-U	29.1	-31.5	0	38.9	-	-	74	-35.1	68	187	V
	* 1338.3	29.74	ADR	29.1	-31.5	.15	27.49	54	-26.51	-	-	68	187	V
4	* 3990.4	38.96	PK-U	33.4	-28.2	0	44.16	-	-	74	-29.84	189	127	V
	* 3991.7	27.56	ADR	33.4	-28.2	.15	32.91	54	-21.09	-	-	189	127	V
5	* 11834.05	34.71	PK-U	38.6	-22.3	0	51.01	-	-	74	-22.99	89	241	H
	* 11835.09	22.65	ADR	38.6	-22.3	.15	39.1	54	-14.9	-	-	89	241	H
6	* 11798.19	34.33	PK-U	38.6	-22.1	0	50.83	-	-	74	-23.17	280	195	V
	* 11801.54	22.91	ADR	38.6	-22.1	.15	39.56	54	-14.44	-	-	280	195	V

* - indicates frequency in CFR47 Pt 15 / IC RSS-Restricted Band
PK-U - U-NII: Maximum Peak
ADR - U-NII AD primary method, RMS average

UL LLC.
47173 Benicia Street, Fremont, CA 94538; USA. TEL:(510) 319-4000 FAX:(510) 661-0888
This report shall not be reproduced except in full, without the written approval of UL LLC.

HIGH CHANNEL RESULTS

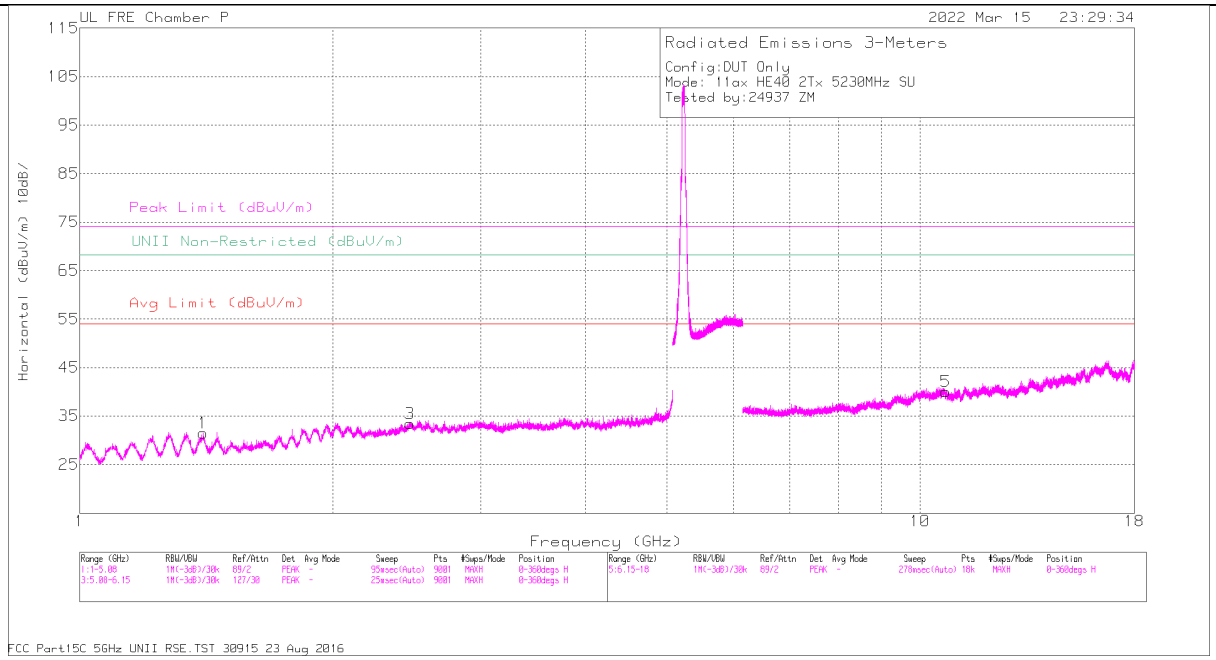

HORIZONTAL

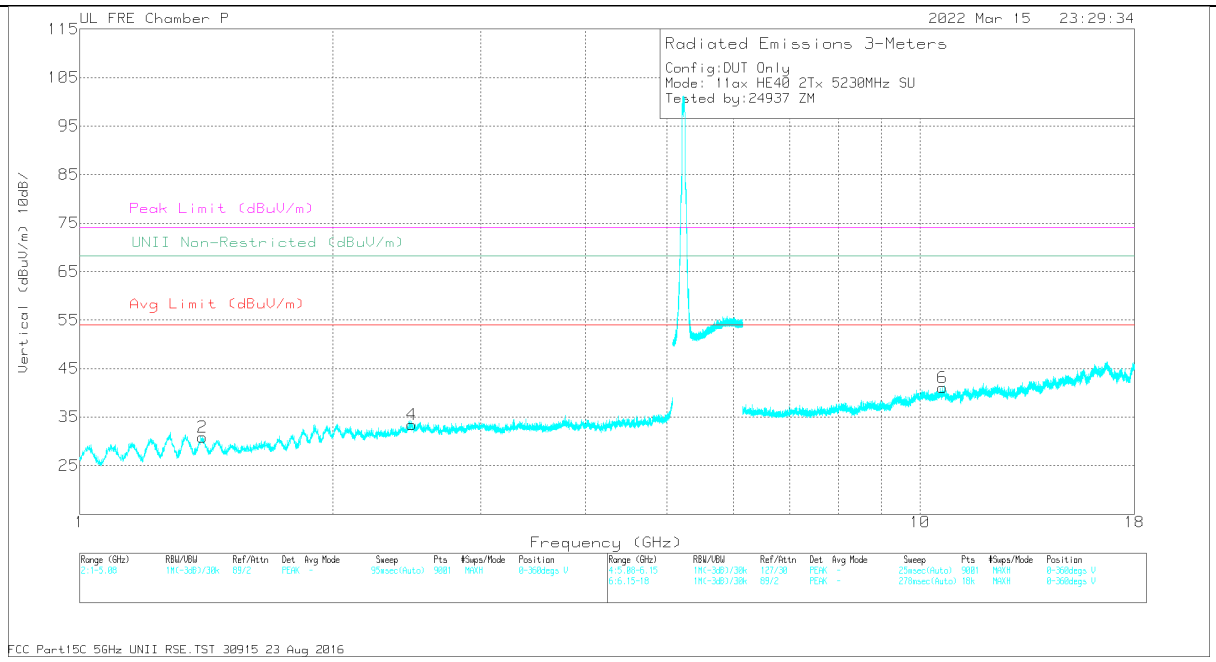

VERTICAL

UL LLC.
47173 Benicia Street, Fremont, CA 94538; USA. TEL:(510) 319-4000 FAX:(510) 661-0888
This report shall not be reproduced except in full, without the written approval of UL LLC.

RADIATED EMISSIONS

Radiated Emissions

Marker	Frequency (GHz)	Meter Reading (dBuV)	Det	AF 41112 (dB/m)	Amp/ Cbl/Fltr/Pad (dB)	**DC Corr (dB)**	Corrected Reading (dBuV/m)	Avg Limit (dBuV/m)	Margin (dB)	Peak Limit (dBuV/m)	PK Margin (dB)	UNII Non-Restricted (dBuV/m)	PK Margin (dB)	Azimuth (Degs)	Height (cm)	Polarity
1	* 1.4048	55.66	PK-U	29	-44		40.66	-	-	74	-33.34	-	-	134	396	H
	* 1.4039	44.1	ADR	29	-44	0.15	29.25	54	-24.75	-	-	-	-	134	396	H
2	* 1.39879	56.18	PK-U	29	-44.1		41.08	-	-	74	-32.92	-	-	352	289	V
	* 1.3989	44.2	ADR	29	-44.1	0.15	29.25	54	-24.75	-	-	-	-	352	289	V
4	* 2.49097	54.06	PK-U	32.5	-43.2		43.36	-	-	74	-30.64	-	-	26	274	V
	* 2.48357	42.48	ADR	32.4	-43.2	0.15	31.83	54	-22.17	-	-	-	-	26	274	V
3	* 10.7425	45.95	PK-U	38.3	-34		50.25	-	-	74	-23.75	-	-	276	208	H
	* 10.7427	33.99	ADR	38.3	-34	0.15	38.44	54	-15.56	-	-	-	-	276	208	H
6	* 10.6444	46.18	PK-U	38.2	-34		50.38	-	-	74	-23.62	-	-	207	221	V
	* 10.6424	34.68	ADR	38.2	-34	0.15	39.03	54	-14.97	-	-	-	-	207	221	V
5	2.47248	55.24	PK-U	32.3	-43.3		44.24	-	-	-	-	68.2	-23.96	206	345	H

* - indicates frequency in CFR47 Pt 15 / IC RSS-Restricted Band
PK-U - U-NII: Maximum Peak
ADR - U-NII AD primary method, RMS average

UL LLC.
47173 Benicia Street, Fremont, CA 94538; USA. TEL:(510) 319-4000 FAX:(510) 661-0888
This report shall not be reproduced except in full, without the written approval of UL LLC.

1.1.6. TX ABOVE 1 GHz 802.11ax HE80 MODE IN THE 5.2GHz BAND

1TX Antenna 6 MODE: 26-Tones, RU Index 0

BANDEDGE (MID CHANNEL)

HORIZONTAL RESULT

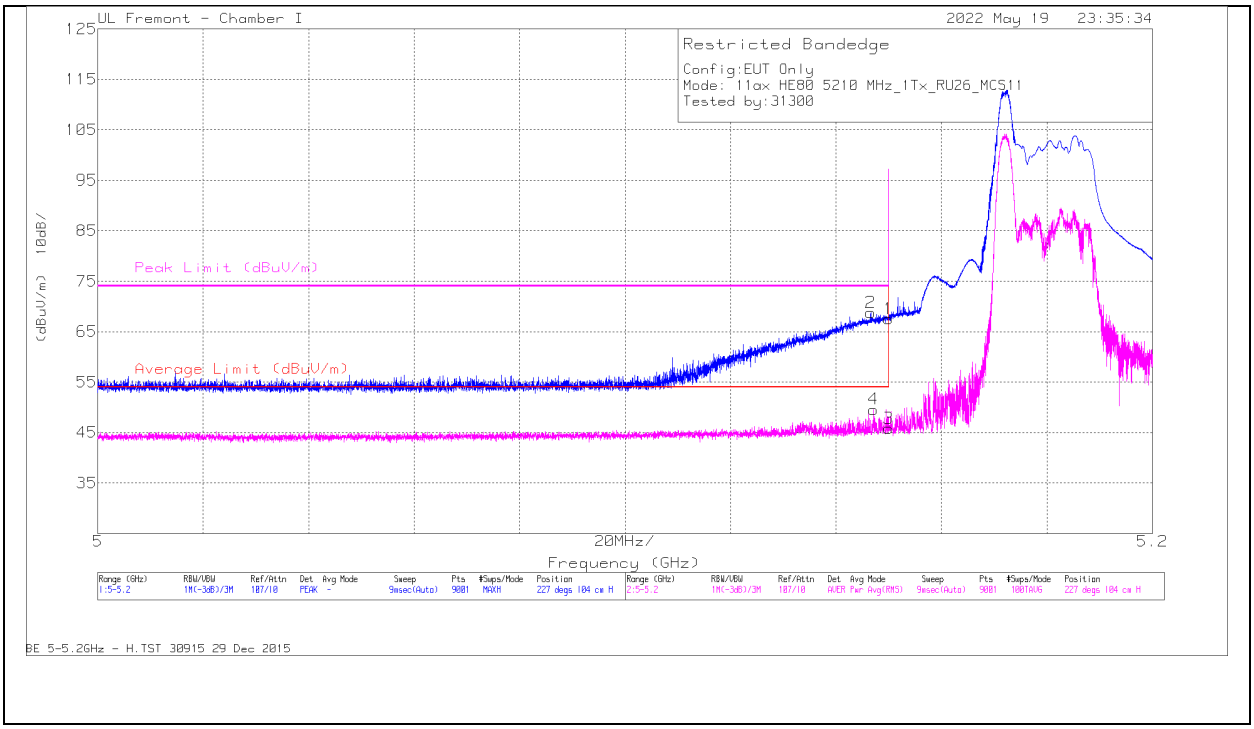

Marker	Frequency (GHz)	Meter Reading (dBuV)	Det	AF 206805 (dB/m)	Amp/Cbl/Fltr/Pad (dB)	DC Corr (dB)	Corrected Reading (dBuV/m)	Average Limit (dBuV/m)	Margin (dB)	Peak Limit (dBuV/m)	PK Margin (dB)	Azimuth (Degs)	Height (cm)	Polarity
1	* 5.15	49.83	Pk	34.1	-16.4	0	67.53	-	-	74	-6.47	227	104	H
2	* 5.146576	51.06	Pk	34.1	-16.4	0	68.76	-	-	74	-5.24	227	104	H
3	* 5.15	27.61	RMS	34.1	-16.4	.51	45.82	54	-8.18	-	-	227	104	H
4	* 5.147087	31.42	RMS	34.1	-16.4	.51	49.63	54	-4.37	-	-	227	104	H

* - indicates frequency in CFR47 Pt 15 / IC RSS-Restricted Band
Pk - Peak detector
RMS - RMS detection

UL LLC.
47173 Benicia Street, Fremont, CA 94538; USA. TEL:(510) 319-4000 FAX:(510) 661-0888
This report shall not be reproduced except in full, without the written approval of UL LLC.

VERTICAL RESULT

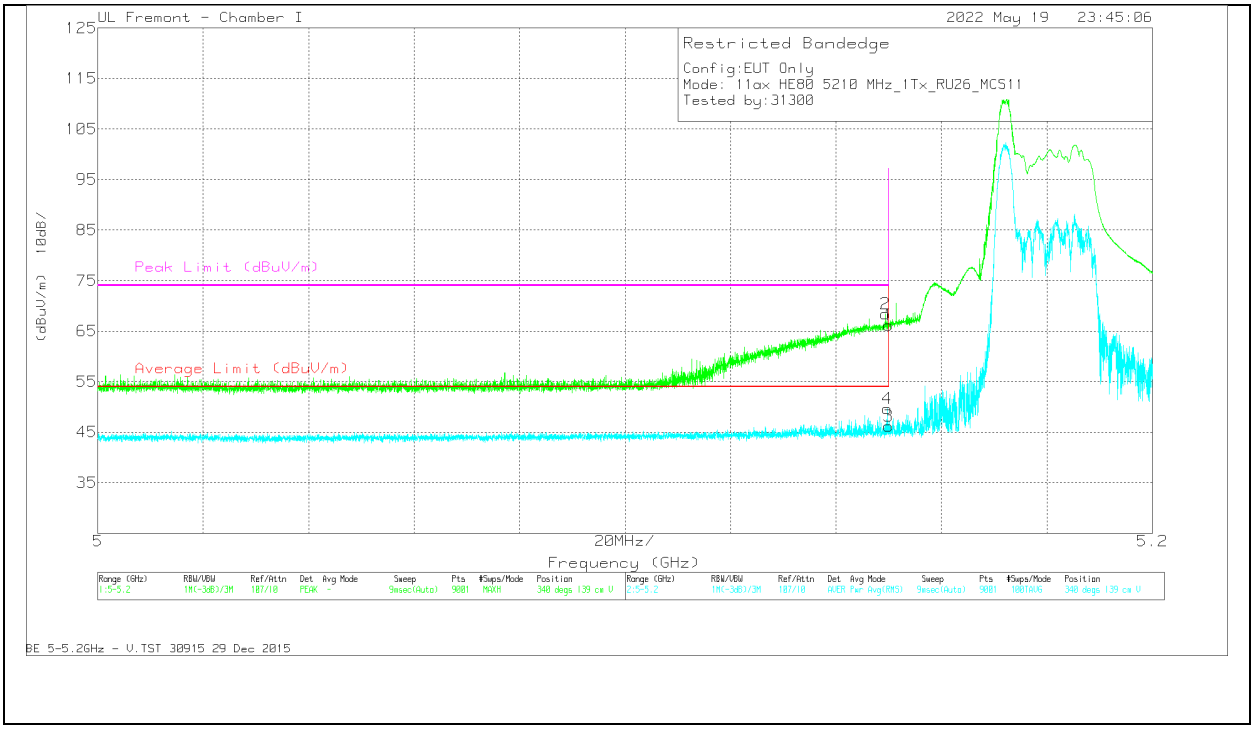

Marker	Frequency (GHz)	Meter Reading (dBuV)	Det	AF 206805 (dB/m)	Amp/Cbl/Fltr/Pad (dB)	DC Corr (dB)	Corrected Reading (dBuV/m)	Average Limit (dBuV/m)	Margin (dB)	Peak Limit (dBuV/m)	PK Margin (dB)	Azimuth (Degs)	Height (cm)	Polarity
1	* 5.15	48.47	Pk	34.1	-16.4	0	66.17	-	-	74	-7.83	340	139	V
2	* 5.149421	50.68	Pk	34.1	-16.4	0	68.38	-	-	74	-5.62	340	139	V
3	* 5.15	27.99	RMS	34.1	-16.4	.51	46.20	54	-7.80	-	-	340	139	V
4	* 5.149754	31.48	RMS	34.1	-16.4	.51	49.69	54	-4.31	-	-	340	139	V

* - indicates frequency in CFR47 Pt 15 / IC RSS-Restricted Band
Pk - Peak detector
RMS - RMS detection

UL LLC.
47173 Benicia Street, Fremont, CA 94538; USA. TEL:(510) 319-4000 FAX:(510) 661-0888
This report shall not be reproduced except in full, without the written approval of UL LLC.

1TX Antenna 6 MODE: SU, Single User

BANDEDGE (MID CHANNEL)

HORIZONTAL RESULT

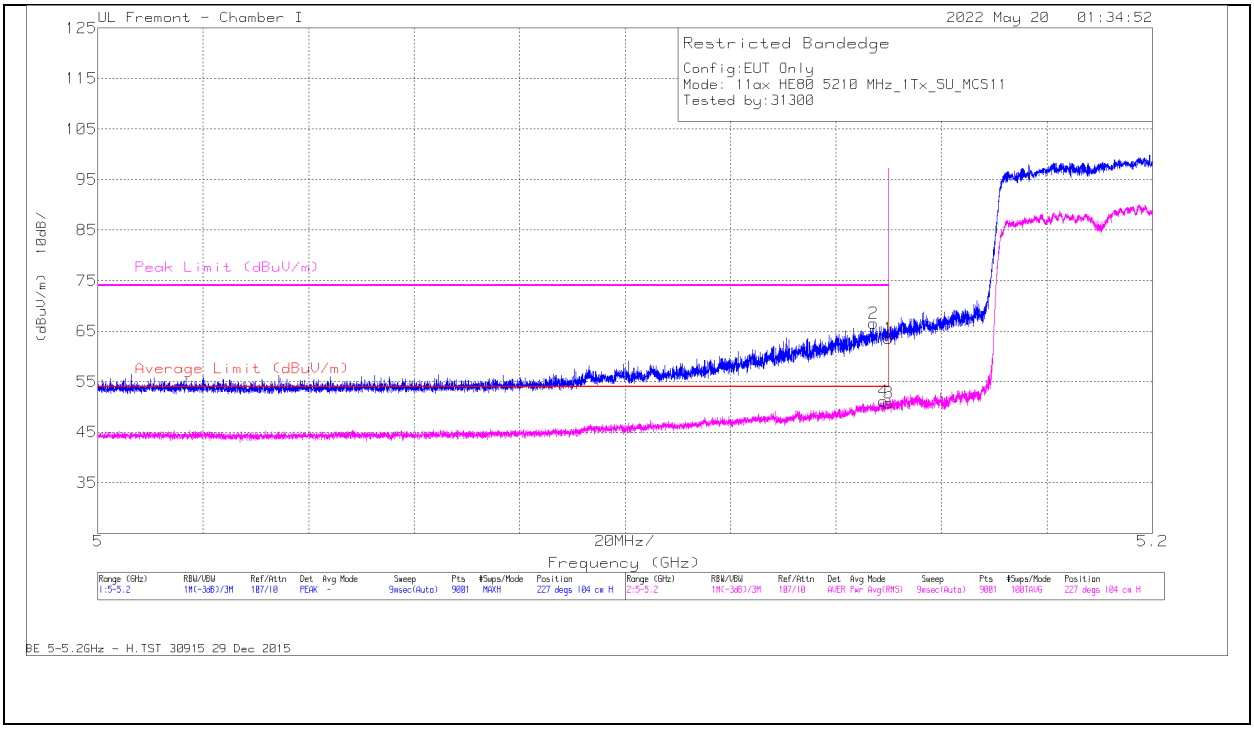

Marker	Frequency (GHz)	Meter Reading (dBuV)	Det	AF 20680 5 (dB/m)	Amp/Cbl/Fltr/Pad (dB)	DC Corr (dB)	Corrected Reading (dBuV/m)	Average Limit (dBuV/m)	Margin (dB)	Peak Limit (dBuV/m)	PK Margin (dB)	Azimuth (Degs)	Height (cm)	Polarity
1	* 5.15	45.93	Pk	34.1	-16.4	0	63.63	-	-	74	-10.37	227	104	H
2	* 5.147087	48.86	Pk	34.1	-16.4	0	66.56	-	-	74	-7.44	227	104	H
3	* 5.15	32.08	RMS	34.1	-16.4	.98	50.76	54	-3.24	-	-	227	104	H
4	* 5.148999	32.46	RMS	34.1	-16.4	.98	51.14	54	-2.86	-	-	227	104	H

* - indicates frequency in CFR47 Pt 15 / IC RSS-Restricted Band
Pk - Peak detector
RMS - RMS detection

UL LLC.
47173 Benicia Street, Fremont, CA 94538; USA. TEL:(510) 319-4000 FAX:(510) 661-0888
This report shall not be reproduced except in full, without the written approval of UL LLC.

VERTICAL RESULT

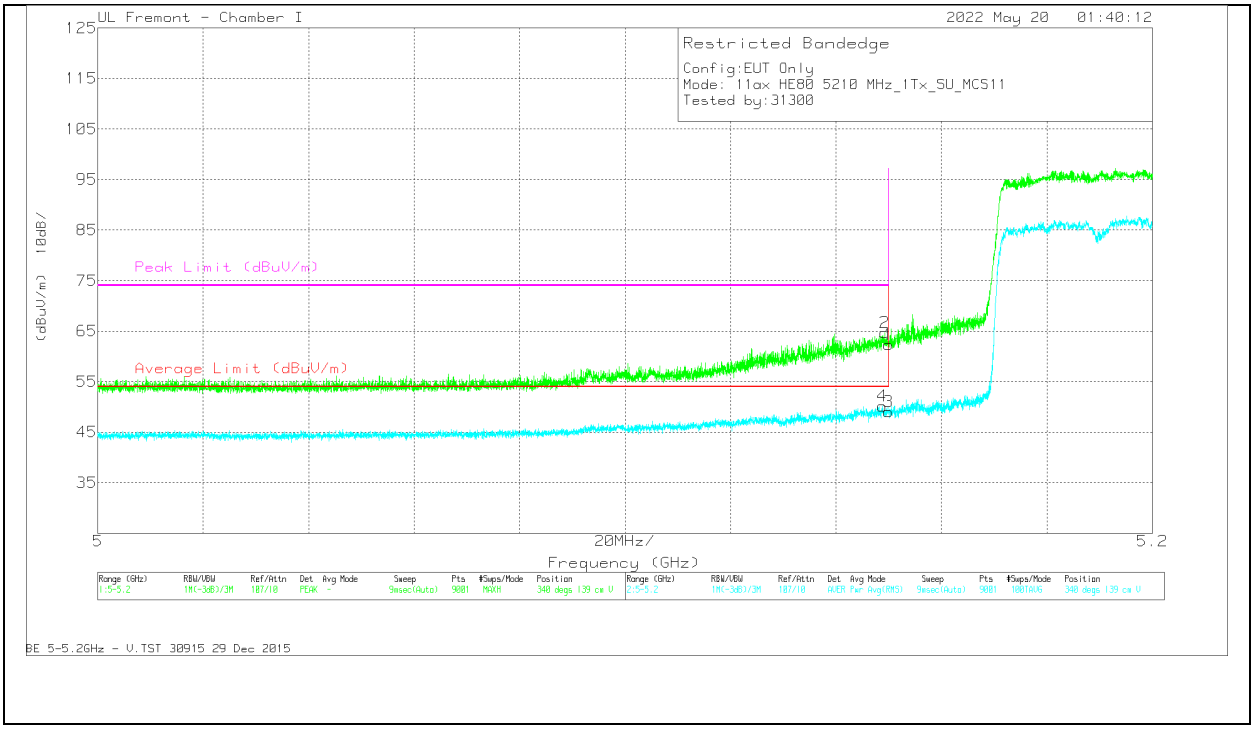

Marker	Frequency (GHz)	Meter Reading (dBuV)	Det	AF 206805 (dB/m)	Amp/Cbl/Fltr/Pad (dB)	DC Corr (dB)	Corrected Reading (dBuV/m)	Average Limit (dBuV/m)	Margin (dB)	Peak Limit (dBuV/m)	PK Margin (dB)	Azimuth (Degs)	Height (cm)	Polarity
1	* 5.15	44.61	Pk	34.1	-16.4	0	62.31	-	-	74	-11.69	340	139	V
2	* 5.149243	46.99	Pk	34.1	-16.4	0	64.69	-	-	74	-9.31	340	139	V
3	* 5.15	30.32	RMS	34.1	-16.4	.98	49	54	-5	-	-	340	139	V
4	* 5.148732	31.51	RMS	34.1	-16.4	.98	50.19	54	-3.81	-	-	340	139	V

* - indicates frequency in CFR47 Pt 15 / IC RSS-Restricted Band
Pk - Peak detector
RMS - RMS detection

UL LLC.
47173 Benicia Street, Fremont, CA 94538; USA. TEL:(510) 319-4000 FAX:(510) 661-0888
This report shall not be reproduced except in full, without the written approval of UL LLC.

1TX Antenna 5 MODE: 26-Tones, RU Index 0

BANDEDGE (MID CHANNEL)

HORIZONTAL RESULT

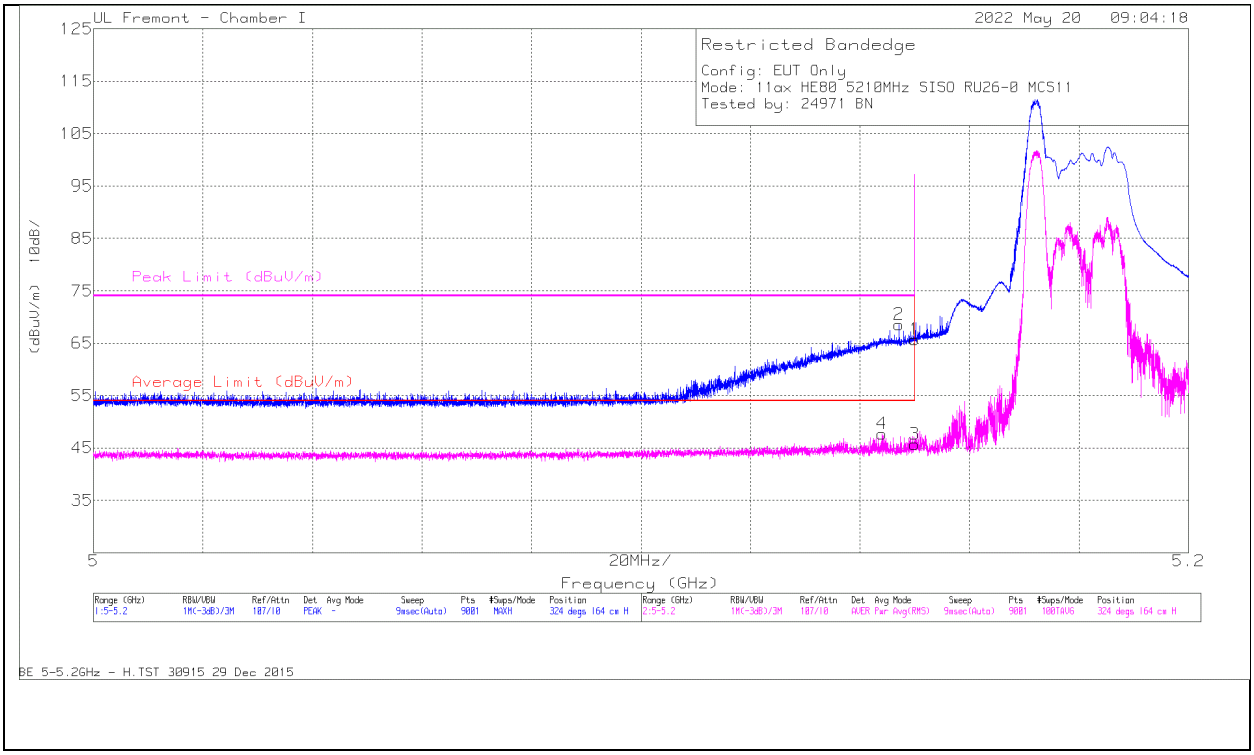

Marker	Frequency (GHz)	Meter Reading (dBuV)	Det	AF 206805 (dB/m)	Amp/Cbl/Fltr/Pad (dB)	DC Corr (dB)	Corrected Reading (dBuV/m)	Average Limit (dBuV/m)	Margin (dB)	Peak Limit (dBuV/m)	PK Margin (dB)	Azimuth (Degs)	Height (cm)	Polarity
1	* 5.15	47.96	Pk	34.1	-16.4	0	65.66	-	-	74	-8.34	324	164	H
2	* 5.14711	50.86	Pk	34.1	-16.4	0	68.56	-	-	74	-5.44	324	164	H
3	* 5.15	27.53	RMS	34.1	-16.4	.51	45.74	54	-8.26	-	-	324	164	H
4	* 5.143976	29.57	RMS	34.1	-16.5	.51	47.68	54	-6.32	-	-	324	164	H

* - indicates frequency in CFR47 Pt 15 / IC RSS-Restricted Band
Pk - Peak detector
RMS - RMS detection

UL LLC.
47173 Benicia Street, Fremont, CA 94538; USA. TEL:(510) 319-4000 FAX:(510) 661-0888
This report shall not be reproduced except in full, without the written approval of UL LLC.

VERTICAL RESULT

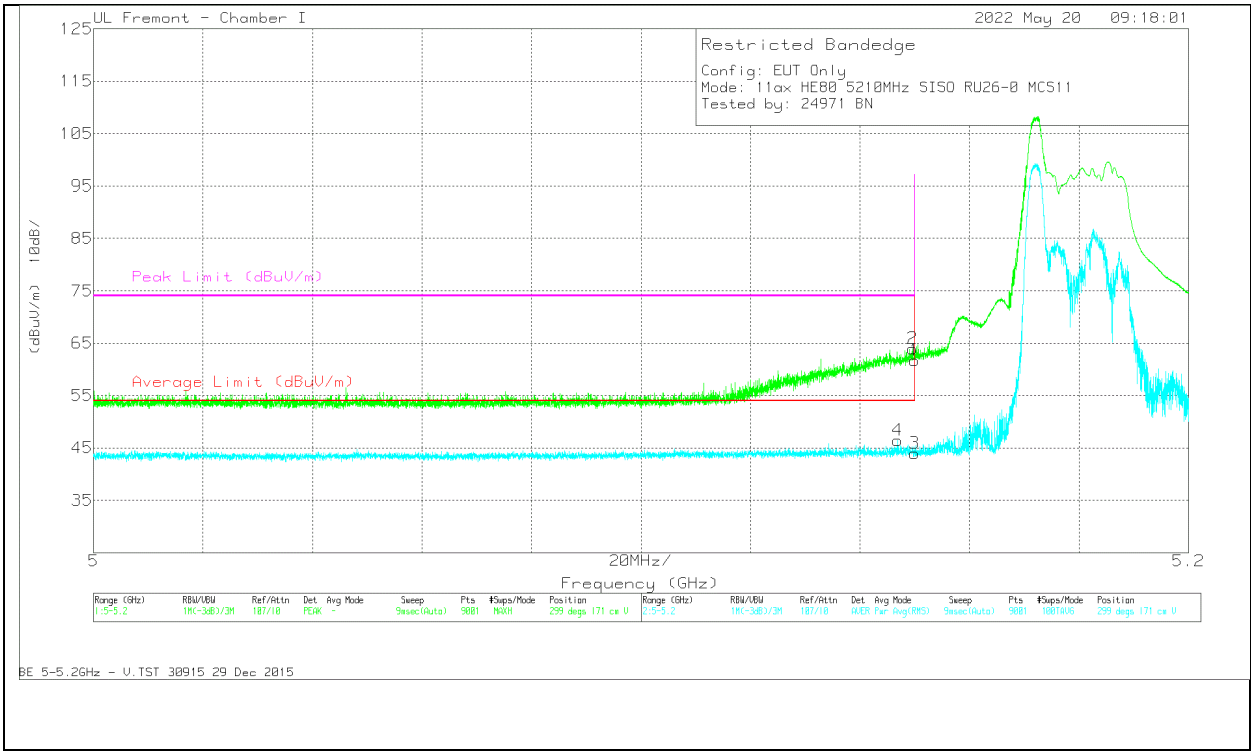

Marker	Frequency (GHz)	Meter Reading (dBuV)	Det	AF 206805 (dB/m)	Amp/Cbl/Fltr/Pad (dB)	DC Corr (dB)	Corrected Reading (dBuV/m)	Average Limit (dBuV/m)	Margin (dB)	Peak Limit (dBuV/m)	PK Margin (dB)	Azimuth (Degs)	Height (cm)	Polarity
1	* 5.15	44.06	Pk	34.1	-16.4	0	61.76	-	-	74	-12.24	299	171	V
2	* 5.149599	46.27	Pk	34.1	-16.4	0	63.97	-	-	74	-10.03	299	171	V
3	* 5.15	25.74	RMS	34.1	-16.4	.51	43.95	54	-10.05	-	-	299	171	V
4	* 5.146821	28.28	RMS	34.1	-16.4	.51	46.49	54	-7.51	-	-	299	171	V

* - indicates frequency in CFR47 Pt 15 / IC RSS-Restricted Band
Pk - Peak detector
RMS - RMS detection

UL LLC.
47173 Benicia Street, Fremont, CA 94538; USA. TEL:(510) 319-4000 FAX:(510) 661-0888
This report shall not be reproduced except in full, without the written approval of UL LLC.

1TX Antenna 5 MODE: SU, Single User

BANDEDGE (MID CHANNEL)

HORIZONTAL RESULT

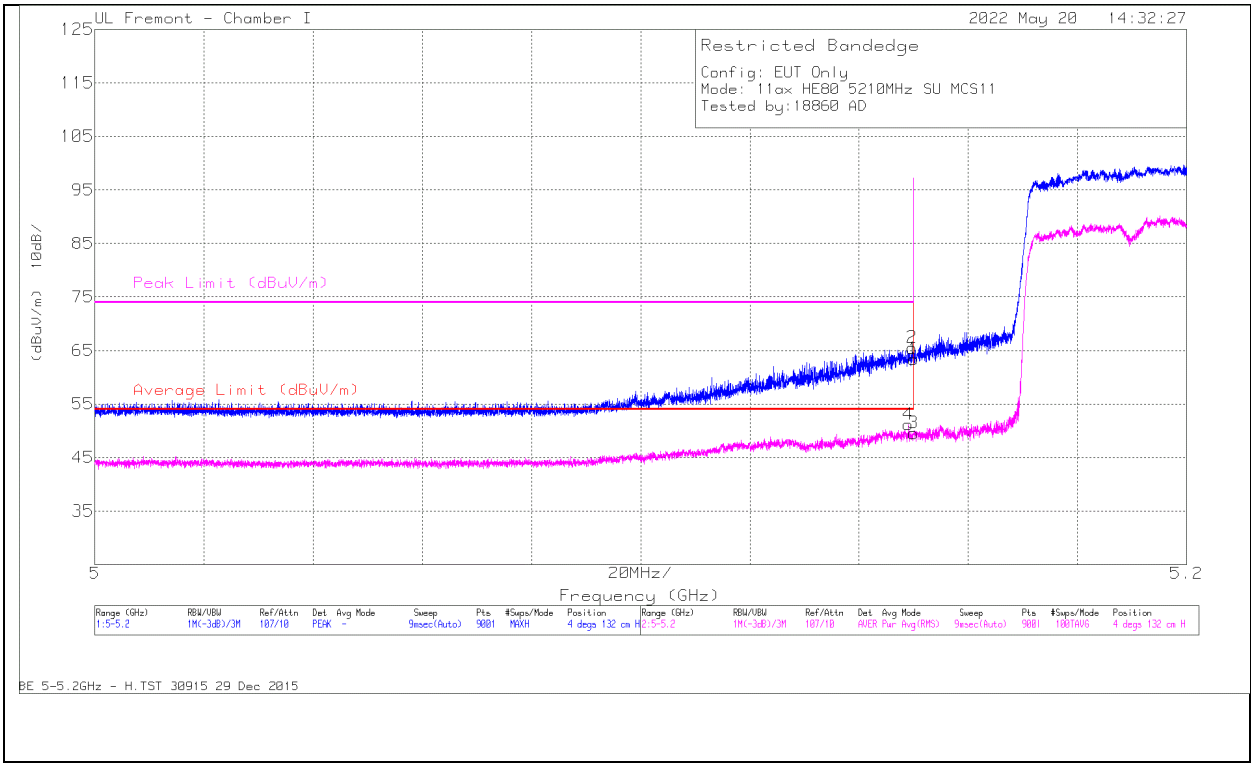

Marker	Frequency (GHz)	Meter Reading (dBuV)	Det	AF 206805 (dB/m)	Amp/Cbl/Fltr/Pad (dB)	DC Corr (dB)	Corrected Reading (dBuV/m)	Average Limit (dBuV/m)	Margin (dB)	Peak Limit (dBuV/m)	PK Margin (dB)	Azimuth (Degs)	Height (cm)	Polarity
1	* 5.15	45.66	Pk	34.1	-16.4	0	63.36	-	-	74	-10.64	4	132	H
2	* 5.149687	47.79	Pk	34.1	-16.4	0	65.49	-	-	74	-8.51	4	132	H
3	* 5.15	30.87	RMS	34.1	-16.4	.98	49.55	54	-4.45	-	-	4	132	H
4	* 5.148999	32.5	RMS	34.1	-16.4	.98	51.18	54	-2.82	-	-	4	132	H

* - indicates frequency in CFR47 Pt 15 / IC RSS-Restricted Band
Pk - Peak detector
RMS - RMS detection

UL LLC.
47173 Benicia Street, Fremont, CA 94538; USA. TEL:(510) 319-4000 FAX:(510) 661-0888
This report shall not be reproduced except in full, without the written approval of UL LLC.

VERTICAL RESULT

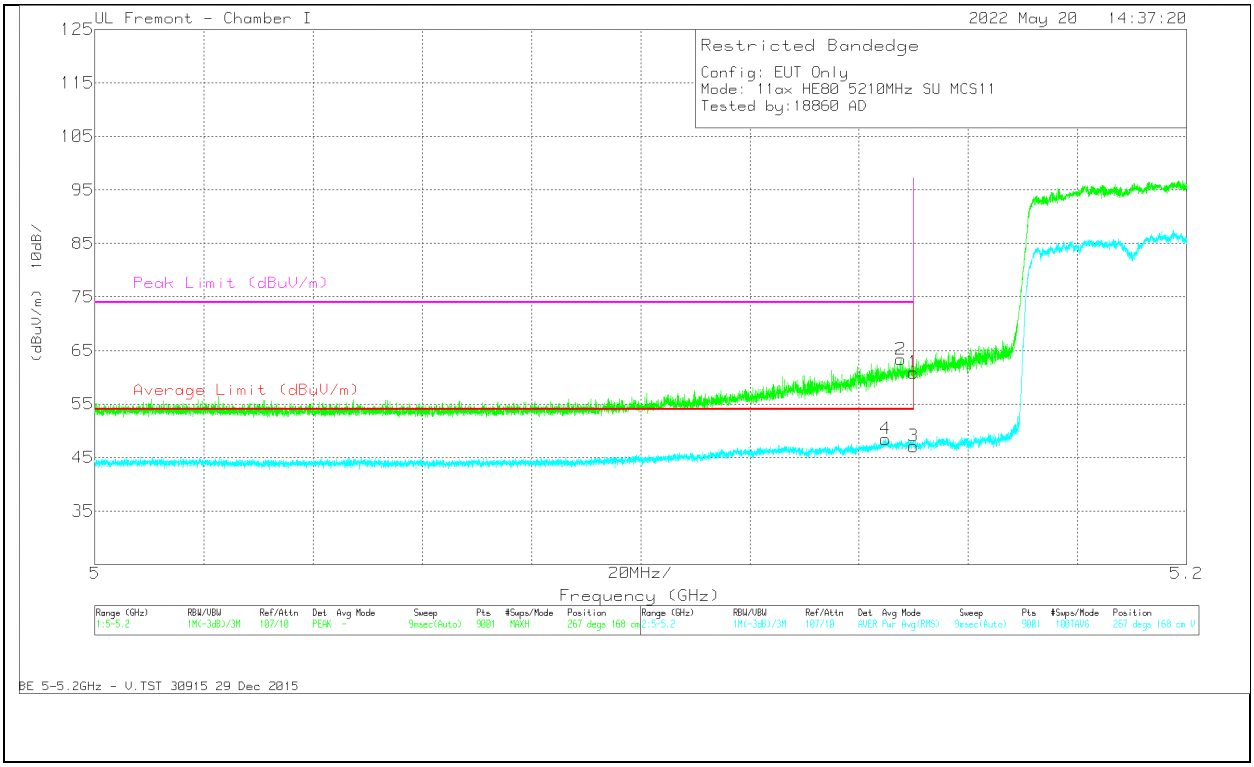

Marker	Frequency (GHz)	Meter Reading (dBuV)	Det	AF 206805 (dB/m)	Amp/Cbl/Fltr/Pad (dB)	DC Corr (dB)	Corrected Reading (dBuV/m)	Average Limit (dBuV/m)	Margin (dB)	Peak Limit (dBuV/m)	PK Margin (dB)	Azimuth (Degs)	Height (cm)	Polarity
1	* 5.15	43.17	Pk	34.1	-16.4	0	60.87	-	-	74	-13.13	267	168	V
2	* 5.147643	45.65	Pk	34.1	-16.4	0	63.35	-	-	74	-10.65	267	168	V
3	* 5.15	28.44	RMS	34.1	-16.4	.98	47.12	54	-6.88	-	-	267	168	V
4	* 5.144821	29.87	RMS	34.1	-16.5	.98	48.45	54	-5.55	-	-	267	168	V

* - indicates frequency in CFR47 Pt 15 / IC RSS-Restricted Band
Pk - Peak detector
RMS - RMS detection

UL LLC.
47173 Benicia Street, Fremont, CA 94538; USA. TEL:(510) 319-4000 FAX:(510) 661-0888
This report shall not be reproduced except in full, without the written approval of UL LLC.

2TX Antenna 6 + Antenna 5 OFDMA MODE: 26-Tones, RU Index 0

BANDEDGE (MID CHANNEL)

HORIZONTAL RESULT

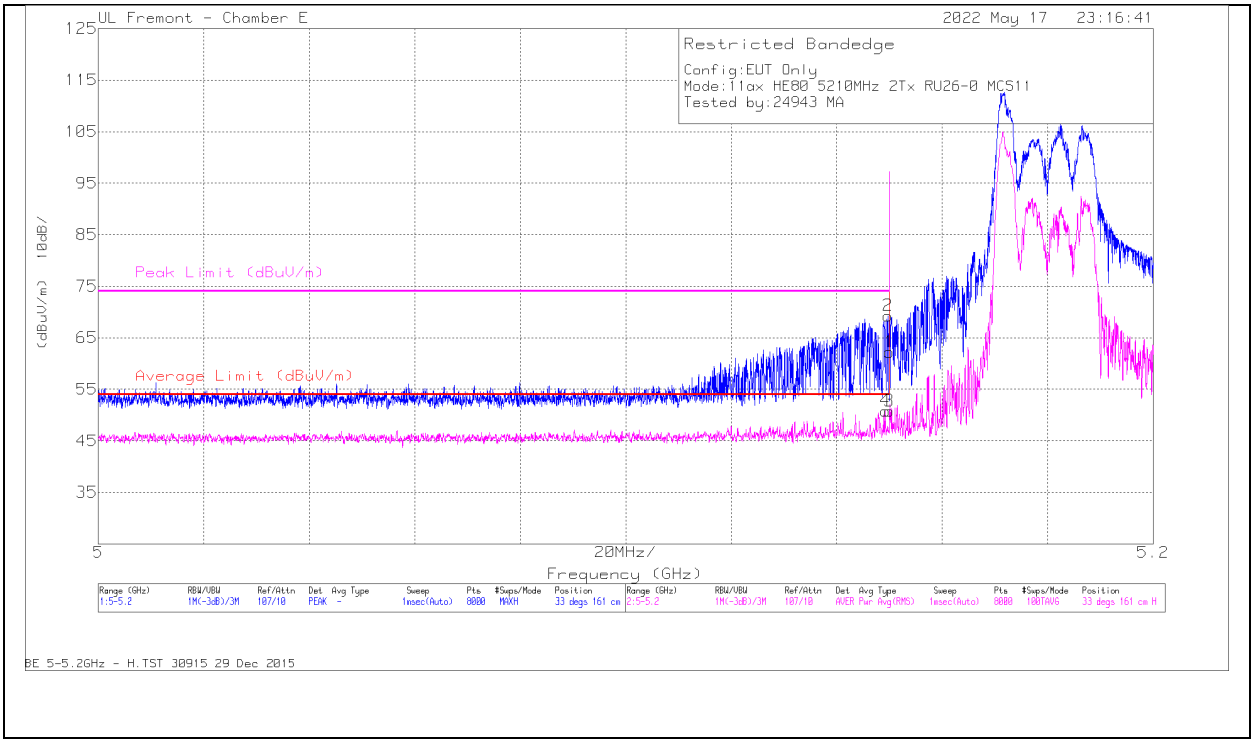

Marker	Frequency (GHz)	Meter Reading (dBuV)	Det	20089 7 ACF (dB/m)	Amp/Cbl/Pad (dB)	DC Corr (dB)	Corrected Reading (dBuV/m)	Average Limit (dBuV/m)	Margin (dB)	Peak Limit (dBuV/m)	PK Margin (dB)	Azimuth (Degs)	Height (cm)	Polarity
1	* 5.15	49.13	Pk	34.5	-21.4	0	62.23	-	-	74	-11.77	33	161	H
2	* 5.149718	56.19	Pk	34.5	-21.4	0	69.29	-	-	74	-4.71	33	161	H
3	* 5.15	37.23	RMS	34.5	-21.4	.51	50.84	54	-3.16	-	-	33	161	H
4	* 5.149243	37.25	RMS	34.5	-21.4	.51	50.86	54	-3.14	-	-	33	161	H

* - indicates frequency in CFR47 Pt 15 / IC RSS-Restricted Band
Pk - Peak detector
RMS - RMS detection

UL LLC.
47173 Benicia Street, Fremont, CA 94538; USA. TEL:(510) 319-4000 FAX:(510) 661-0888
This report shall not be reproduced except in full, without the written approval of UL LLC.

VERTICAL RESULT

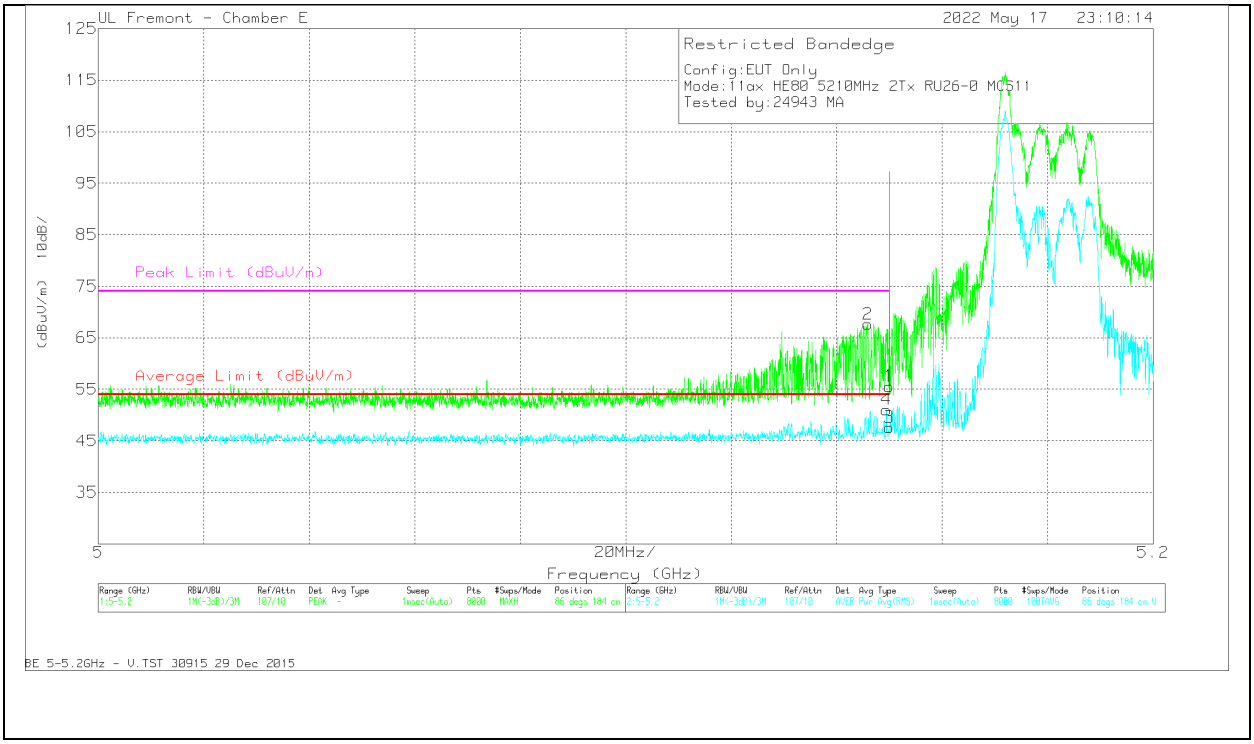

Marker	Frequency (GHz)	Meter Reading (dBuV)	Det	200897 ACF (dB/m)	Amp/Cbl/Pad (dB)	DC Corr (dB)	Corrected Reading (dBuV/m)	Average Limit (dBuV/m)	Margin (dB)	Peak Limit (dBuV/m)	PK Margin (dB)	Azimuth (Degs)	Height (cm)	Polarity
1	* 5.15	42.47	Pk	34.5	-21.4	0	55.57	-	-	74	-18.43	86	184	V
2	* 5.145893	54.52	Pk	34.5	-21.4	0	67.62	-	-	74	-6.38	86	184	V
3	* 5.15	34.06	RMS	34.5	-21.4	.51	47.67	54	-6.33	-	-	86	184	V
4	* 5.149418	37.51	RMS	34.5	-21.4	.51	51.12	54	-2.88	-	-	86	184	V

* - indicates frequency in CFR47 Pt 15 / IC RSS-Restricted Band
Pk - Peak detector
RMS - RMS detection

UL LLC.
47173 Benicia Street, Fremont, CA 94538; USA. TEL:(510) 319-4000 FAX:(510) 661-0888
This report shall not be reproduced except in full, without the written approval of UL LLC.

HARMONICS AND SPURIOUS EMISSIONS

MID CHANNEL RESULTS

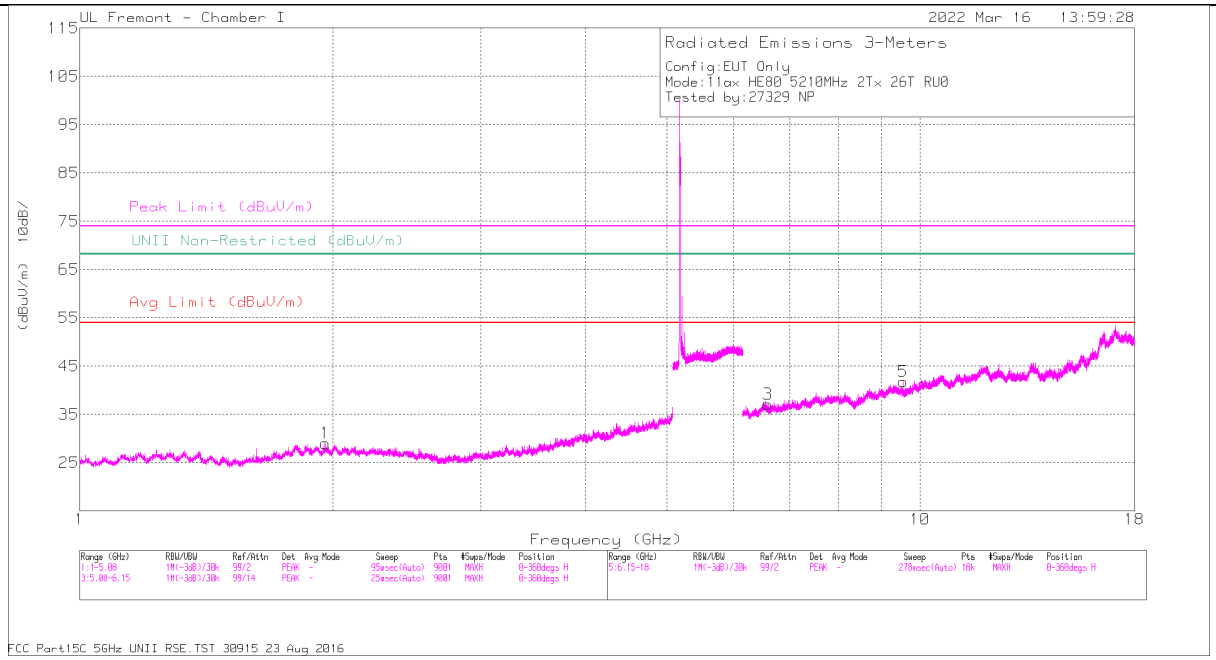

HORIZONTAL

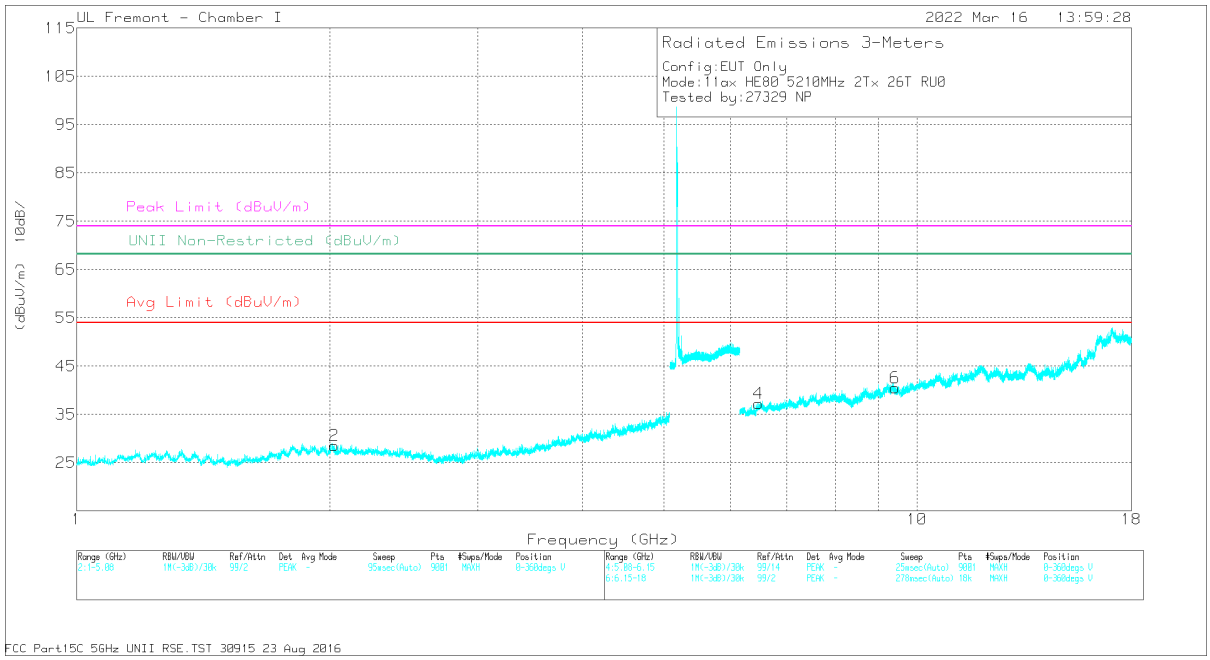

VERTICAL

UL LLC.
47173 Benicia Street, Fremont, CA 94538; USA. TEL:(510) 319-4000 FAX:(510) 661-0888

This report shall not be reproduced except in full, without the written approval of UL LLC.

RADIATED EMISSIONS

Marker	Frequency (GHz)	Meter Reading (dBuV)	Det	AF 206805 (dB/m)	Amp/Cbl/Fltr/Pad (dB)	Corrected Reading (dBuV/m)	Avg Limit (dBuV/m)	Margin (dB)	Peak Limit (dBuV/m)	PK Margin (dB)	UNII Non-Restricted (dBuV/m)	PK Margin (dB)	Azimuth (Degs)	Height (cm)	Polarity
1	1.9595	37.56	PK-U	31	-30.4	38.16	-	-	-	-	68.2	-30.04	212	107	H
2	2.0238	37.14	PK-U	31.2	-30.2	38.14	-	-	-	-	68.2	-30.06	53	163	V
3	6.5887	32.31	PK-U	35.3	-21.1	46.51	-	-	-	-	68.2	-21.69	196	201	H
5	9.5436	30.61	PK-U	36.4	-17.4	49.61	-	-	-	-	68.2	-18.59	2	313	H
4	6.4797	31.97	PK-U	35.3	-20.3	46.97	-	-	-	-	68.2	-21.23	45	249	V
6	* 9.4144	31.43	PK-U	36.4	-17.9	49.93	-	-	74	-24.07	-	-	357	167	V
	* 9.4133	19.89	ADR	36.4	-17.9	38.39	54	-15.61	-	-	-	-	357	167	V

* - indicates frequency in CFR47 Pt 15 / IC RSS-Restricted Band
PK-U - U-NII: Maximum Peak
ADR - U-NII AD primary method, RMS average

UL LLC.
47173 Benicia Street, Fremont, CA 94538; USA. TEL:(510) 319-4000 FAX:(510) 661-0888
This report shall not be reproduced except in full, without the written approval of UL LLC.

2TX Antenna 6 + Antenna 5 OFDMA MODE: SU, Single User

BANDEDGE (MID CHANNEL)

HORIZONTAL RESULT

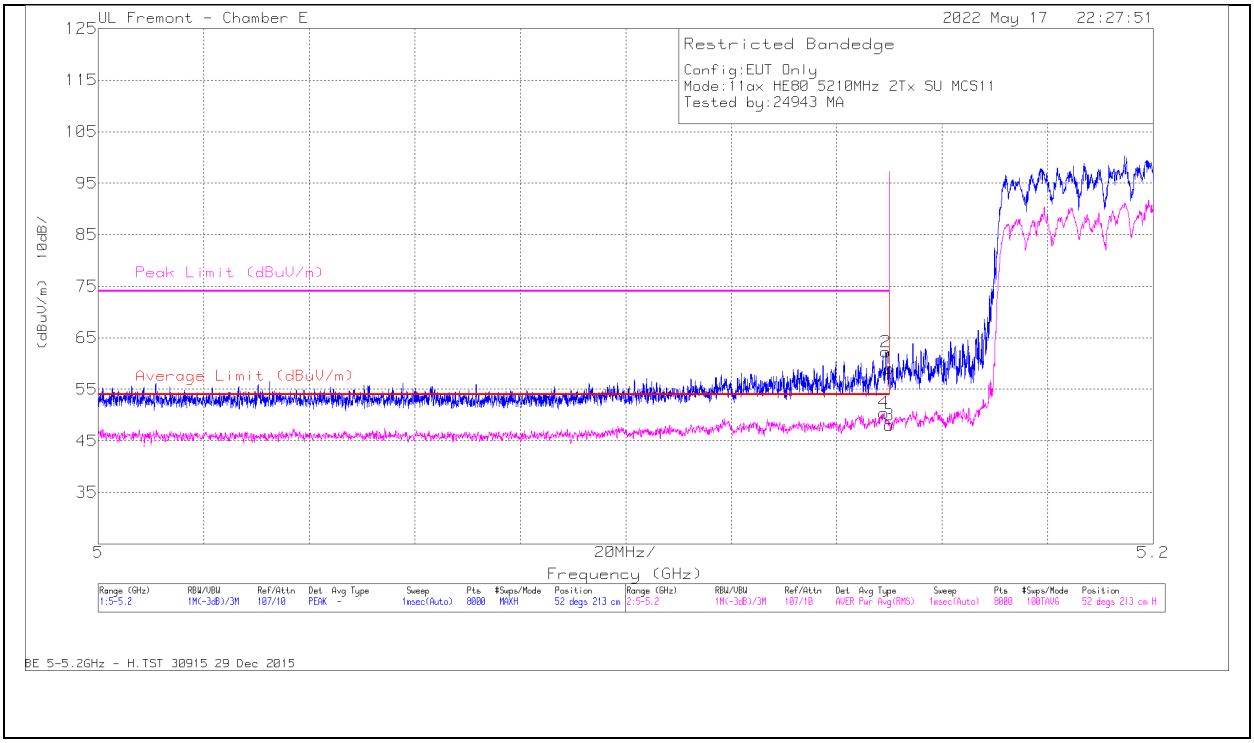

Marker	Frequency (GHz)	Meter Reading (dBuV)	Det	20089 7 ACF (dB/m)	Amp/Cbl/Pad (dB)	DC Corr (dB)	Corrected Reading (dBuV/m)	Average Limit (dBuV/m)	Margin (dB)	Peak Limit (dBuV/m)	PK Margin (dB)	Azimuth (Degs)	Height (cm)	Polarity
1	* 5.15	46.01	Pk	34.5	-21.4	0	59.11	-	-	74	-14.89	52	213	H
2	* 5.149293	49.14	Pk	34.5	-21.4	0	62.24	-	-	74	-11.76	52	213	H
3	* 5.15	33.96	RMS	34.5	-21.4	.98	48.04	54	-5.96	-	-	52	213	H
4	* 5.148943	36.37	RMS	34.5	-21.4	.98	50.45	54	-3.55	-	-	52	213	H

* - indicates frequency in CFR47 Pt 15 / IC RSS-Restricted Band
Pk - Peak detector
RMS - RMS detection

UL LLC.
47173 Benicia Street, Fremont, CA 94538; USA. TEL:(510) 319-4000 FAX:(510) 661-0888
This report shall not be reproduced except in full, without the written approval of UL LLC.

VERTICAL RESULT

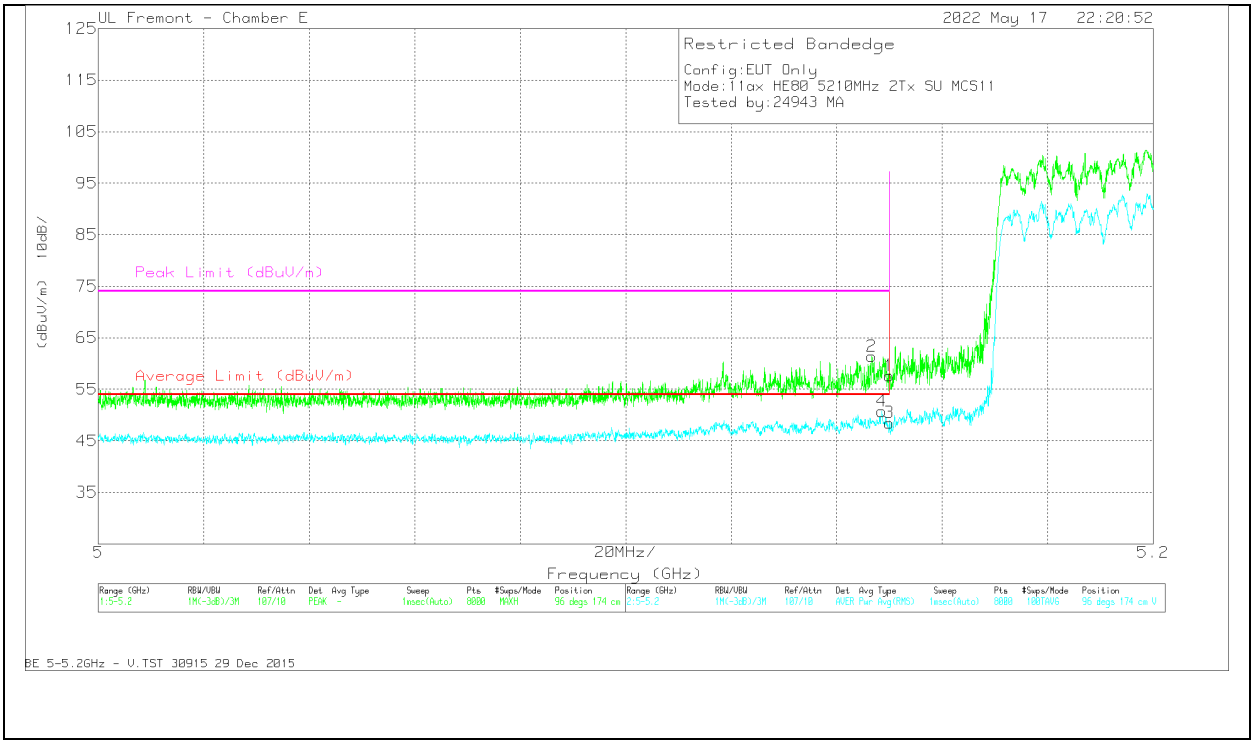

Marker	Frequency (GHz)	Meter Reading (dBuV)	Det	20089 7 ACF (dB/m)	Amp/Cbl/Pad (dB)	DC Corr (dB)	Corrected Reading (dBuV/m)	Average Limit (dBuV/m)	Margin (dB)	Peak Limit (dBuV/m)	PK Margin (dB)	Azimuth (Degs)	Height (cm)	Polarity
1	* 5.15	44.53	Pk	34.5	-21.4	0	57.63	-	-	74	-16.37	96	174	V
2	* 5.146618	48.29	Pk	34.5	-21.4	0	61.39	-	-	74	-12.61	96	174	V
3	* 5.15	34.43	RMS	34.5	-21.4	.98	48.51	54	-5.49	-	-	96	174	V
4	* 5.148543	36.66	RMS	34.5	-21.4	.98	50.74	54	-3.26	-	-	96	174	V

* - indicates frequency in CFR47 Pt 15 / IC RSS-Restricted Band
Pk - Peak detector
RMS - RMS detection

UL LLC.
47173 Benicia Street, Fremont, CA 94538; USA. TEL:(510) 319-4000 FAX:(510) 661-0888
This report shall not be reproduced except in full, without the written approval of UL LLC.

HARMONICS AND SPURIOUS EMISSIONS

MID CHANNEL RESULTS

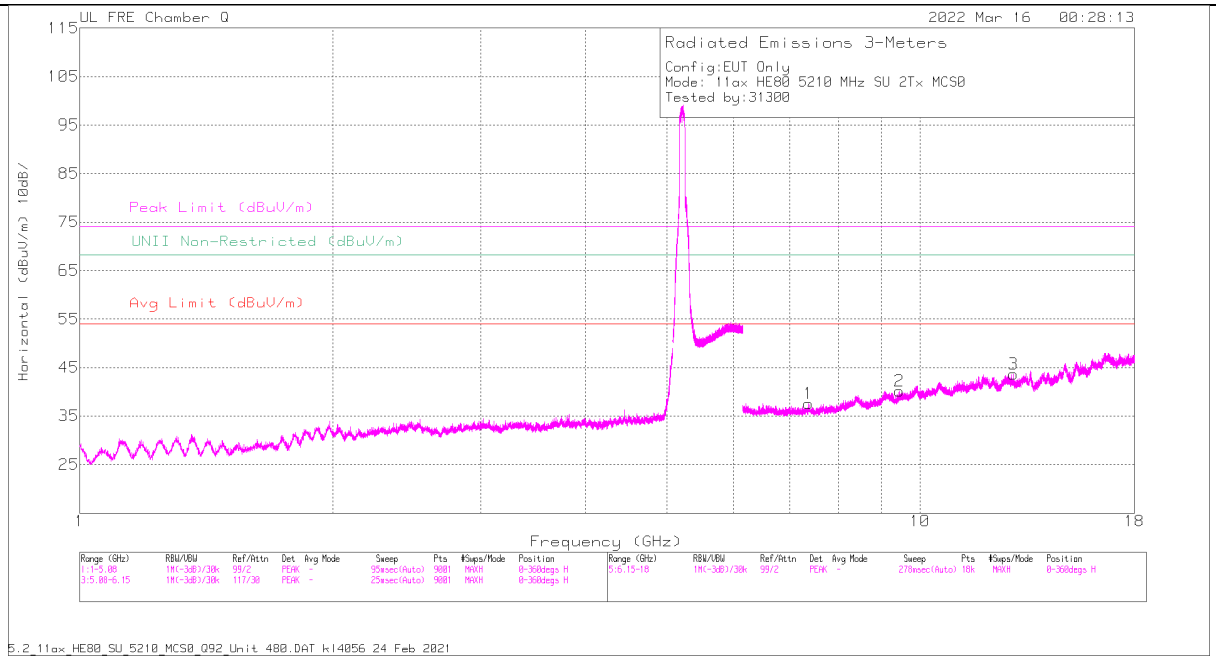

HORIZONTAL

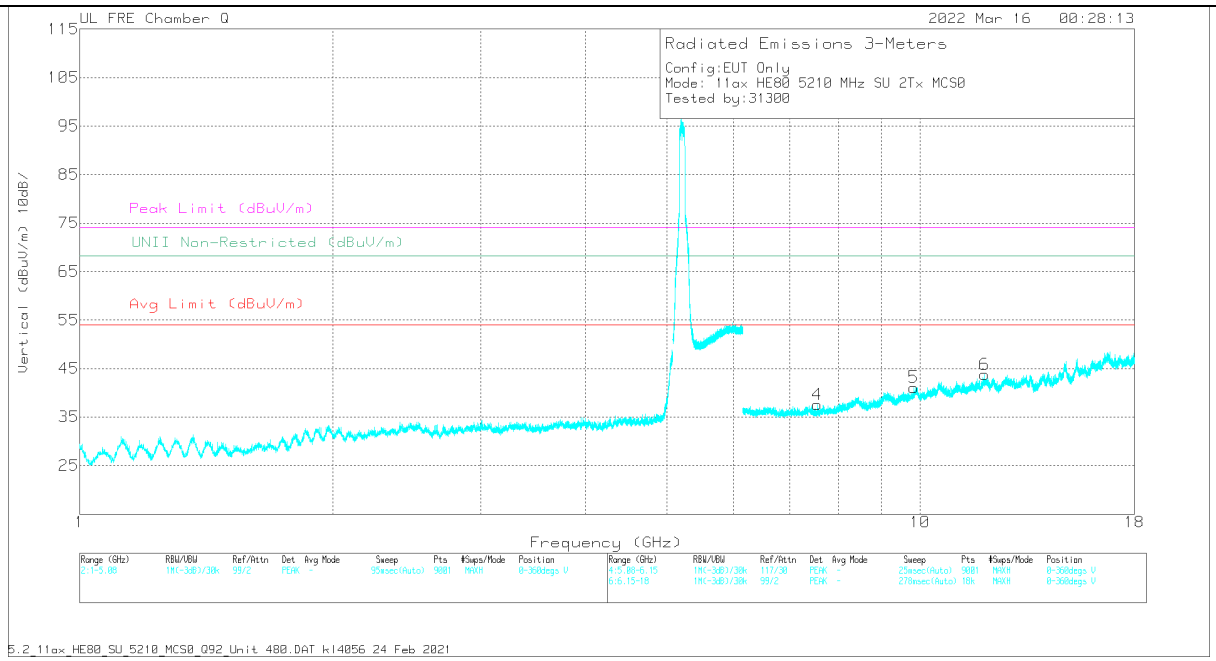

VERTICAL

UL LLC.
47173 Benicia Street, Fremont, CA 94538; USA. TEL:(510) 319-4000 FAX:(510) 661-0888

This report shall not be reproduced except in full, without the written approval of UL LLC.

RADIATED EMISSIONS

Marker	Frequency (GHz)	Meter Reading (dBuV)	Det	AF 200895 (dB/m)	Amp/Cbl/Fltr/Pad (dB)	DC Corr (dB)	Corrected Reading (dBuV/m)	Avg Limit (dBuV/m)	Margin (dB)	Peak Limit (dBuV/m)	PK Margin (dB)	UNII Non-Restricted (dBuV/m)	PK Margin (dB)	Azimuth (Degs)	Height (cm)	Polarity
1	7.3688	37.11	ADR	35.8	-37.6	.26	35.57	54	-18.43	-	-	-	-	300	100	H
	7.3695	48.78	PK-U	35.8	-37.6	0	46.98	-	-	74	-27.02	-	-	300	100	H
4	7.5459	48.47	PK-U	35.8	-37.8	0	46.47	-	-	74	-27.53	-	-	186	201	V
	7.5461	36.88	ADR	35.8	-37.8	.26	35.14	54	-18.86	-	-	-	-	186	201	V
2	9.4585	48	PK-U	36.6	-35.5	0	49.1	-	-	74	-24.9	-	-	253	100	H
	9.4594	36.52	ADR	36.6	-35.5	.26	37.88	54	-16.12	-	-	-	-	253	100	H
5	9.8355	49.54	PK-U	37.1	-36.7	0	49.94	-	-	-	-	68.2	-18.26	113	200	V
6	11.9348	48.05	PK-U	38.7	-34.9	0	51.85	-	-	74	-22.15	-	-	179	200	V
	11.9373	36.47	ADR	38.8	-35	.26	40.53	54	-13.47	-	-	-	-	179	200	V
3	12.9236	47.2	PK-U	39.4	-33.6	0	53	-	-	-	-	68.2	-15.2	289	100	H

PK-U - U-NII: Maximum Peak
ADR - U-NII AD primary method, RMS average

UL LLC.
47173 Benicia Street, Fremont, CA 94538; USA. TEL:(510) 319-4000 FAX:(510) 661-0888
This report shall not be reproduced except in full, without the written approval of UL LLC.

1.1.7. TX ABOVE 1 GHz 802.11n HT20 MODE IN THE 5.3 GHz BAND

1TX Antenna 6

BANDEDGE (HIGH CHANNEL)

HORIZONTAL RESULT

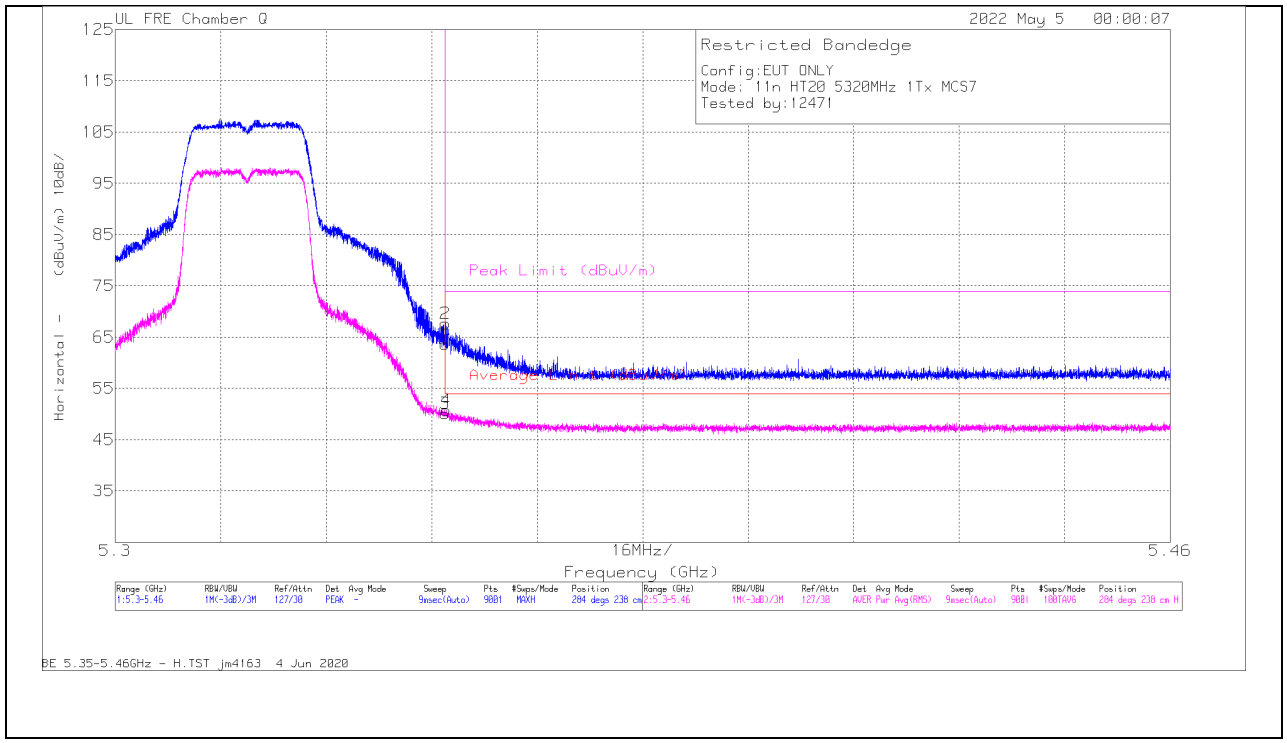

Marker	Frequency (GHz)	Meter Reading (dBuV)	Det	AF 200895 (dB/m)	Amp/Cbl/Fltr/Pad (dB)	DC Corr (dB)	Corrected Reading (dBuV/m)	Average Limit (dBuV/m)	Margin (dB)	Peak Limit (dBuV/m)	PK Margin (dB)	Azimuth (Degs)	Height (cm)	Polarity
1	5.35	59.94	Pk	34.5	-30.8	0	63.64	-	-	74	-10.36	284	238	H
3	5.35	46	RMS	34.5	-30.8	.38	50.08	54	-3.92	-	-	284	238	H
2	5.350063	63.94	Pk	34.5	-30.8	0	67.64	-	-	74	-6.36	284	238	H
4	5.350223	46.61	RMS	34.5	-30.8	.38	50.69	54	-3.31	-	-	284	238	H

Pk - Peak detector
RMS - RMS detection

UL LLC.
47173 Benicia Street, Fremont, CA 94538; USA. TEL:(510) 319-4000 FAX:(510) 661-0888
This report shall not be reproduced except in full, without the written approval of UL LLC.

VERTICAL RESULT

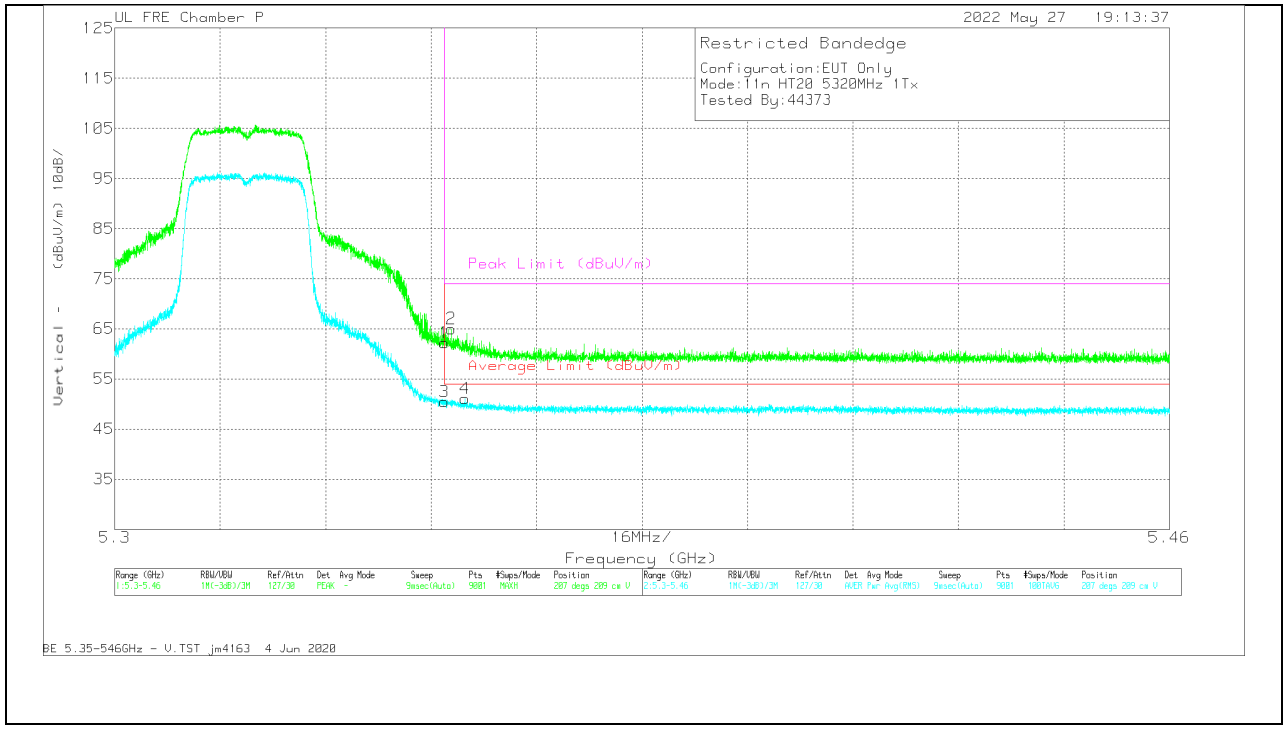

Marker	Frequency (GHz)	Meter Reading (dBuV)	Det	AF 41112 (dB/m)	Amp/Cbl/Fltr/Pad (dB)	DC Corr (dB)	Corrected Reading (dBuV/m)	Average Limit (dBuV/m)	Margin (dB)	Peak Limit (dBuV/m)	PK Margin (dB)	Azimuth (Degs)	Height (cm)	Polarity
1	5.35	56.97	Pk	34.6	-29.3	0	62.27	-	-	74	-11.73	207	209	V
3	5.35	44.69	RMS	34.6	-29.3	.38	50.37	54	-3.63	-	-	207	209	V
2	5.351005	59.74	Pk	34.6	-29.3	0	65.04	-	-	74	-8.96	207	209	V
4	5.353103	45.22	RMS	34.7	-29.3	.38	51.00	54	-3.00	-	-	207	209	V

Pk - Peak detector
RMS - RMS detection

UL LLC.
47173 Benicia Street, Fremont, CA 94538; USA. TEL:(510) 319-4000 FAX:(510) 661-0888
This report shall not be reproduced except in full, without the written approval of UL LLC.

1TX Antenna 5

BANDEDGE (HIGH CHANNEL)

HORIZONTAL RESULT

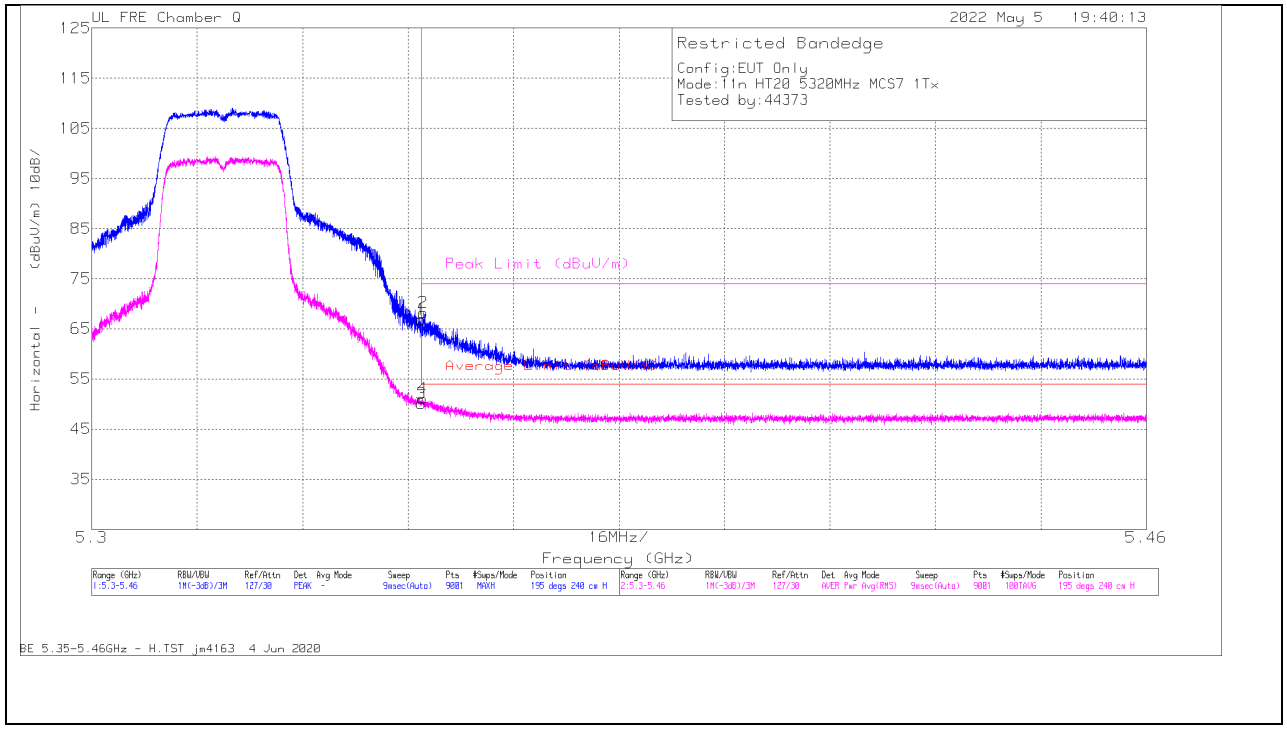

Marker	Frequency (GHz)	Meter Reading (dBuV)	Det	AF 200895 (dB/m)	Amp/Cbl/Fltr/Pad (dB)	DC Corr (dB)	Corrected Reading (dBuV/m)	Average Limit (dBuV/m)	Margin (dB)	Peak Limit (dBuV/m)	PK Margin (dB)	Azimuth (Degs)	Height (cm)	Polarity
1	5.35	63.19	Pk	34.5	-30.8	0	66.89	-	-	74	-7.11	195	240	H
3	5.35	45.94	RMS	34.5	-30.8	.38	50.02	54	-3.96	-	-	195	240	H
4	5.350205	46.96	RMS	34.5	-30.8	.38	51.04	54	-2.96	-	-	195	240	H
2	5.350258	64.48	Pk	34.5	-30.8	0	68.18	-	-	74	-5.82	195	240	H

Pk - Peak detector
RMS - RMS detection

UL LLC.
47173 Benicia Street, Fremont, CA 94538; USA. TEL:(510) 319-4000 FAX:(510) 661-0888
This report shall not be reproduced except in full, without the written approval of UL LLC.

VERTICAL RESULT

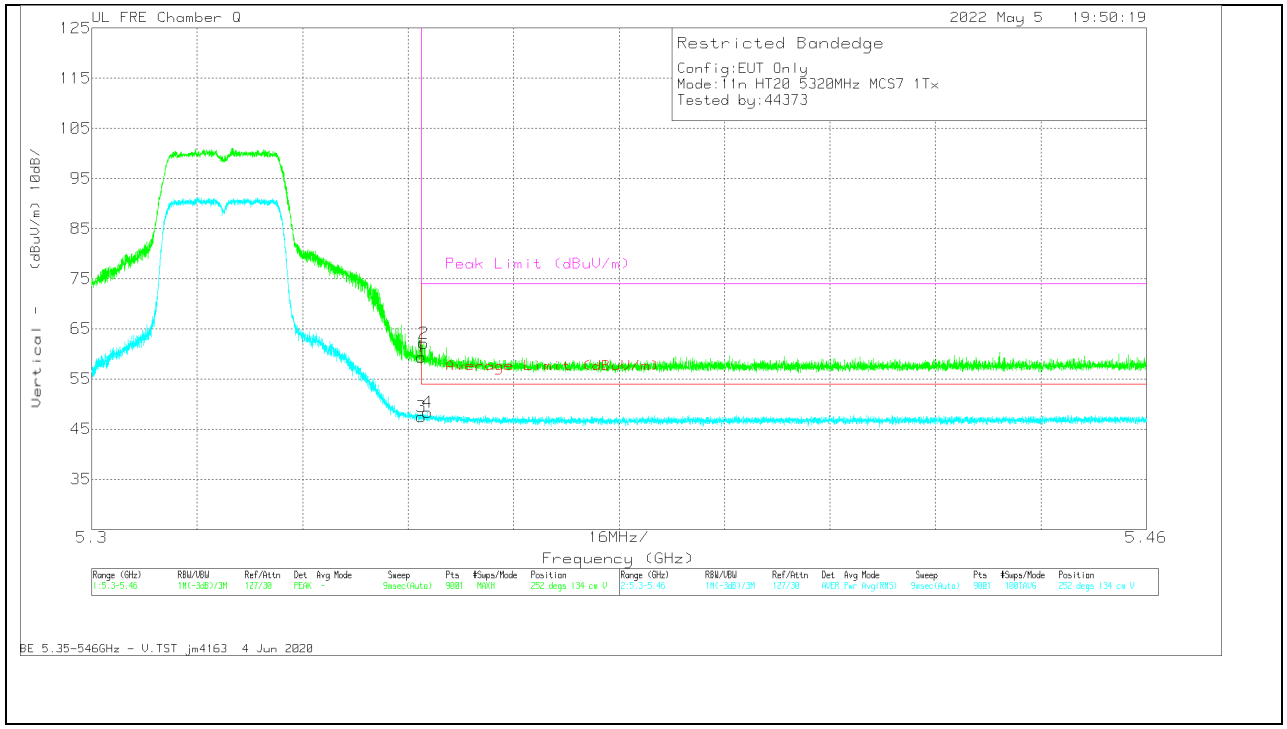

Marker	Frequency (GHz)	Meter Reading (dBuV)	Det	AF 200895 (dB/m)	Amp/Cbl/Fltr/Pad (dB)	DC Corr (dB)	Corrected Reading (dBuV/m)	Average Limit (dBuV/m)	Margin (dB)	Peak Limit (dBuV/m)	PK Margin (dB)	Azimuth (Degs)	Height (cm)	Polarity
1	5.35	55.72	Pk	34.5	-30.8		59.42	-	-	74	-14.58	252	134	V
3	5.35	43.8	RMS	34.5	-30.8	.38	47.88	54	-6.12	-	-	252	134	V
2	5.350365	58.36	Pk	34.5	-30.8		62.06	-	-	74	-11.94	252	134	V
4	5.350987	44.59	RMS	34.5	-30.8	.38	48.67	54	-5.33	-	-	252	134	V

Pk - Peak detector
RMS - RMS detection

UL LLC.
47173 Benicia Street, Fremont, CA 94538; USA. TEL:(510) 319-4000 FAX:(510) 661-0888
This report shall not be reproduced except in full, without the written approval of UL LLC.

2TX Antenna 6 + Antenna 5 CDD MODE

BANDEDGE (HIGH CHANNEL)

HORIZONTAL RESULT

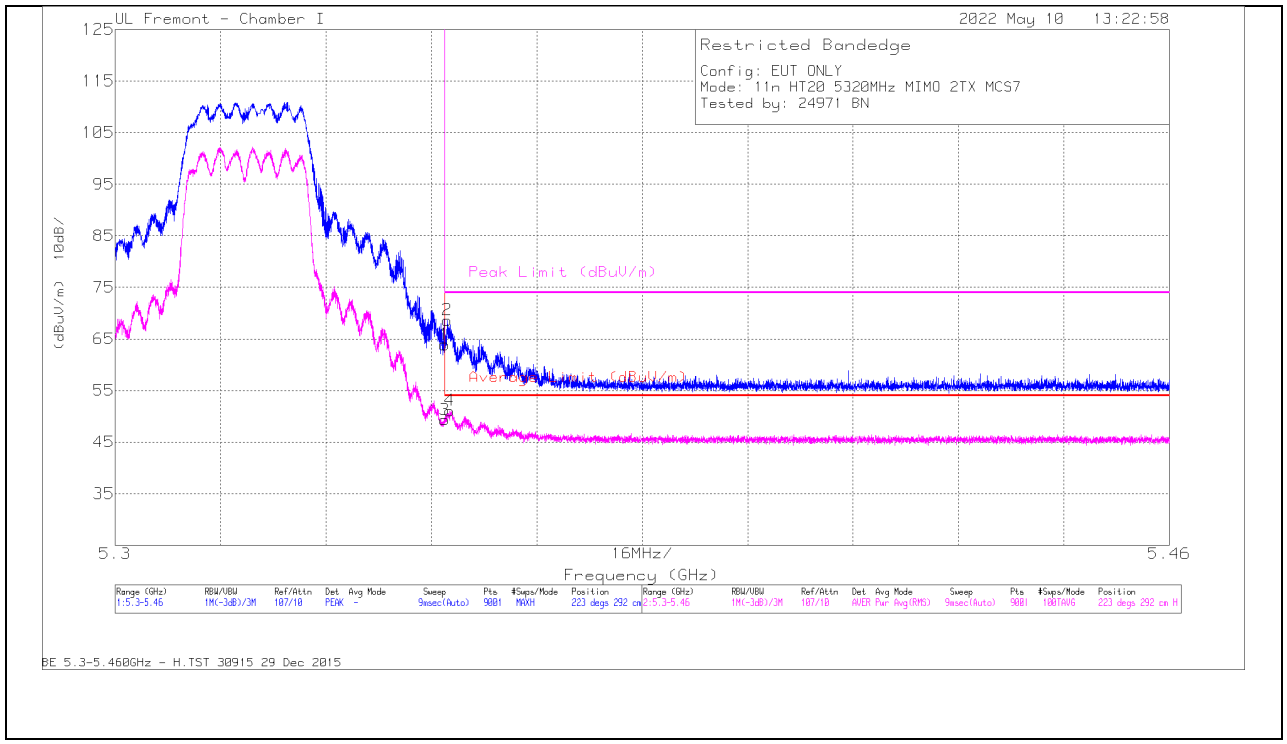

Marker	Frequency (GHz)	Meter Reading (dBuV)	Det	AF 206805 (dB/m)	Amp/Cbl/Fltr/Pad (dB)	DC Corr (dB)	Corrected Reading (dBuV/m)	Average Limit (dBuV/m)	Margin (dB)	Peak Limit (dBuV/m)	PK Margin (dB)	Azimuth (Degs)	Height (cm)	Polarity
1	* 5.35	45.01	Pk	34.4	-15.5	0	63.91	-	-	74	-10.09	223	292	H
2	* 5.350418	49.75	Pk	34.4	-15.5	0	68.65	-	-	74	-5.35	223	292	H
3	* 5.35	30.06	RMS	34.4	-15.5	.38	49.34	54	-4.66	-	-	223	292	H
4	* 5.35081	31.82	RMS	34.4	-15.5	.38	51.1	54	-2.9	-	-	223	292	H

* - indicates frequency in CFR47 Pt 15 / IC RSS-Restricted Band
Pk - Peak detector
RMS - RMS detection

UL LLC.
47173 Benicia Street, Fremont, CA 94538; USA. TEL:(510) 319-4000 FAX:(510) 661-0888
This report shall not be reproduced except in full, without the written approval of UL LLC.

VERTICAL RESULT

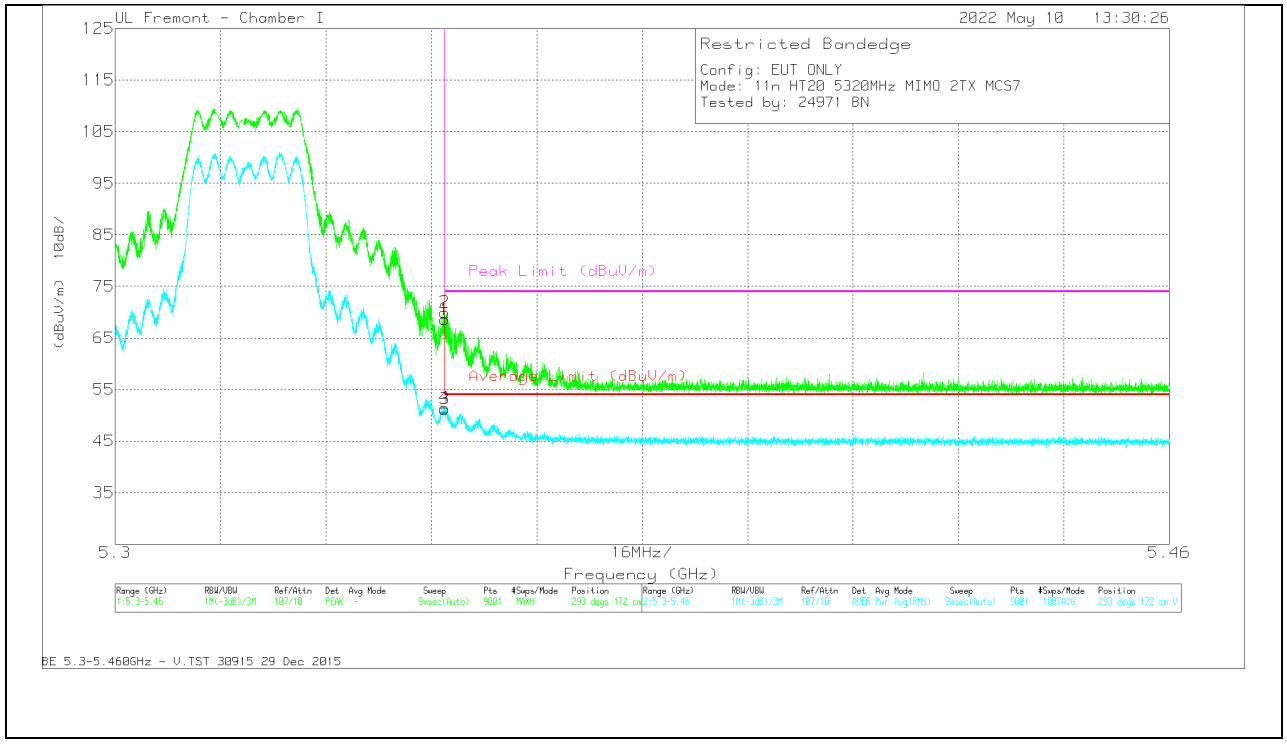

Marker	Frequency (GHz)	Meter Reading (dBuV)	Det	AF 20680 5 (dB/m)	Amp/Cbl/Fltr/Pad (dB)	DC Corr (dB)	Corrected Reading (dBuV/m)	Average Limit (dBuV/m)	Margin (dB)	Peak Limit (dBuV/m)	PK Margin (dB)	Azimuth (Degs)	Height (cm)	Polarity
1	* 5.35	49.69	Pk	34.4	-15.5	0	68.59	-	-	74	-5.41	293	172	V
2	* 5.350045	51.05	Pk	34.4	-15.5	0	69.95	-	-	74	-4.05	293	172	V
3	* 5.35	31.94	RMS	34.4	-15.5	.38	51.22	54	-2.78	-	-	293	172	V
4	* 5.35001	32.19	RMS	34.4	-15.5	.38	51.47	54	-2.53	-	-	293	172	V

* - indicates frequency in CFR47 Pt 15 / IC RSS-Restricted Band
Pk - Peak detector
RMS - RMS detection

UL LLC.
47173 Benicia Street, Fremont, CA 94538; USA. TEL:(510) 319-4000 FAX:(510) 661-0888
This report shall not be reproduced except in full, without the written approval of UL LLC.

HARMONICS AND SPURIOUS EMISSIONS

LOW CHANNEL RESULTS

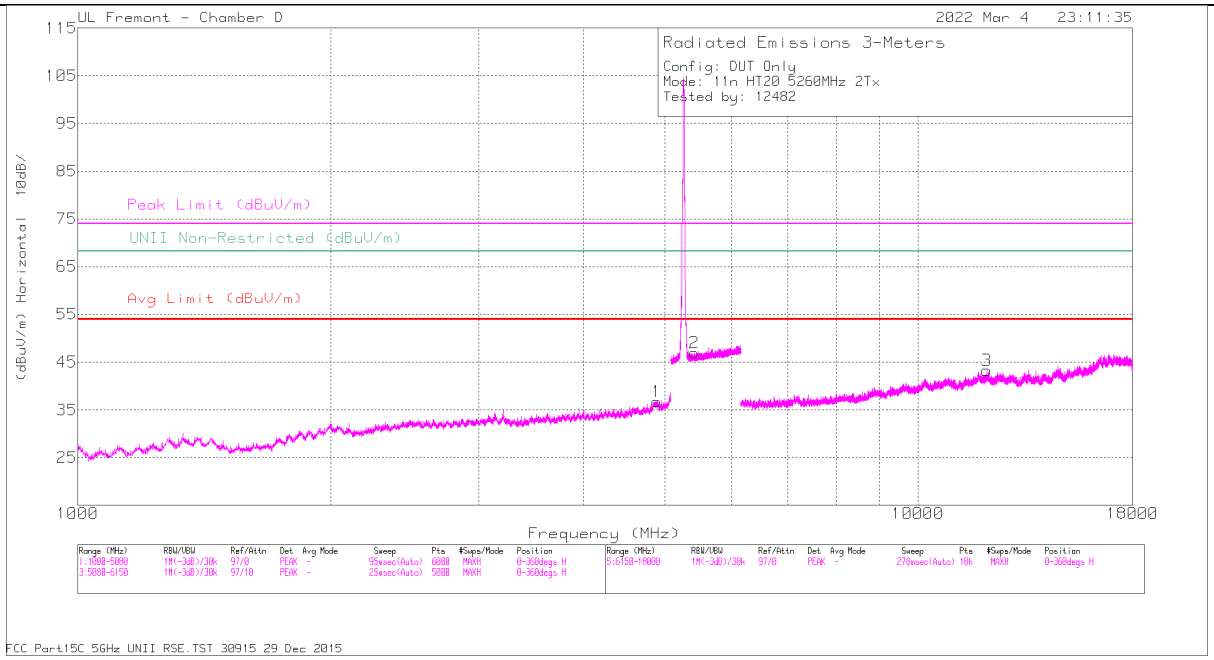

HORIZONTAL

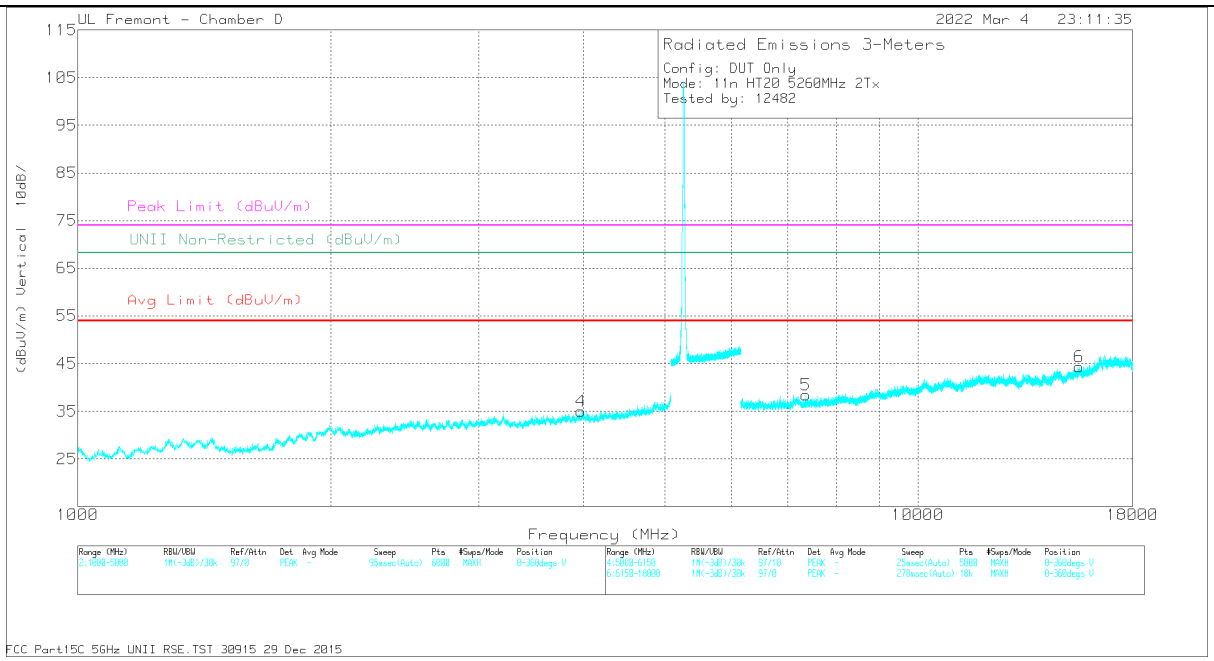

VERTICAL

UL LLC.
47173 Benicia Street, Fremont, CA 94538; USA. TEL:(510) 319-4000 FAX:(510) 661-0888

This report shall not be reproduced except in full, without the written approval of UL LLC.

RADIATED EMISSIONS

Marker	Frequency (MHz)	Meter Reading (dBuV)	Det	AF T712 (dB/m)	Amp/Cbl/Fltr/Pad (dB)	DC Corr (dB)	Corrected Reading (dBuV/m)	Avg Limit (dBuV/m)	Margin (dB)	Peak Limit (dBuV/m)	PK Margin (dB)	Azimuth (Degs)	Height (cm)	Polarity
1	* 4890.64	38.26	PK-U	34	-25.5	0	46.76	-	-	74	-27.24	185	156	H
	* 4890.77	26.48	ADR	34	-25.5	.1	35.08	54	-18.92	-	-	185	156	H
4	* 3970.33	38.56	PK-U	33.4	-28.3	0	43.66	-	-	74	-30.34	101	287	V
	* 3971.10	27.26	ADR	33.4	-28.3	.1	32.46	54	-21.54	-	-	101	287	V
2	* 5420.07	39.8	PK-U	34.5	-18.3	0	56	-	-	74	-18	320	293	H
	* 5418.96	28.17	ADR	34.5	-18.3	.1	44.47	54	-9.53	-	-	320	293	H
3	* 12073.96	35.73	PK-U	38.7	-22.5	0	51.93	-	-	74	-22.07	284	344	H
	* 12074.88	24.32	ADR	38.7	-22.4	.1	40.72	54	-13.28	-	-	284	344	H
5	* 7355.81	37.25	PK-U	35.7	-26	0	46.95	-	-	74	-27.05	333	225	V
	* 7353.99	25.7	ADR	35.7	-26	.1	35.5	54	-18.5	-	-	333	225	V
6	* 15552.2	34.7	PK-U	40.5	-22.1	0	53.1	-	-	74	-20.9	13	127	V
	* 15551.51	23.16	ADR	40.5	-22.1	.1	41.66	54	-12.34	-	-	13	127	V

* - indicates frequency in CFR47 Pt 15 / IC RSS-Restricted Band
PK-U - U-NII: Maximum Peak
ADR - U-NII AD primary method, RMS average

UL LLC.
47173 Benicia Street, Fremont, CA 94538; USA. TEL:(510) 319-4000 FAX:(510) 661-0888
This report shall not be reproduced except in full, without the written approval of UL LLC.

MID CHANNEL RESULTS

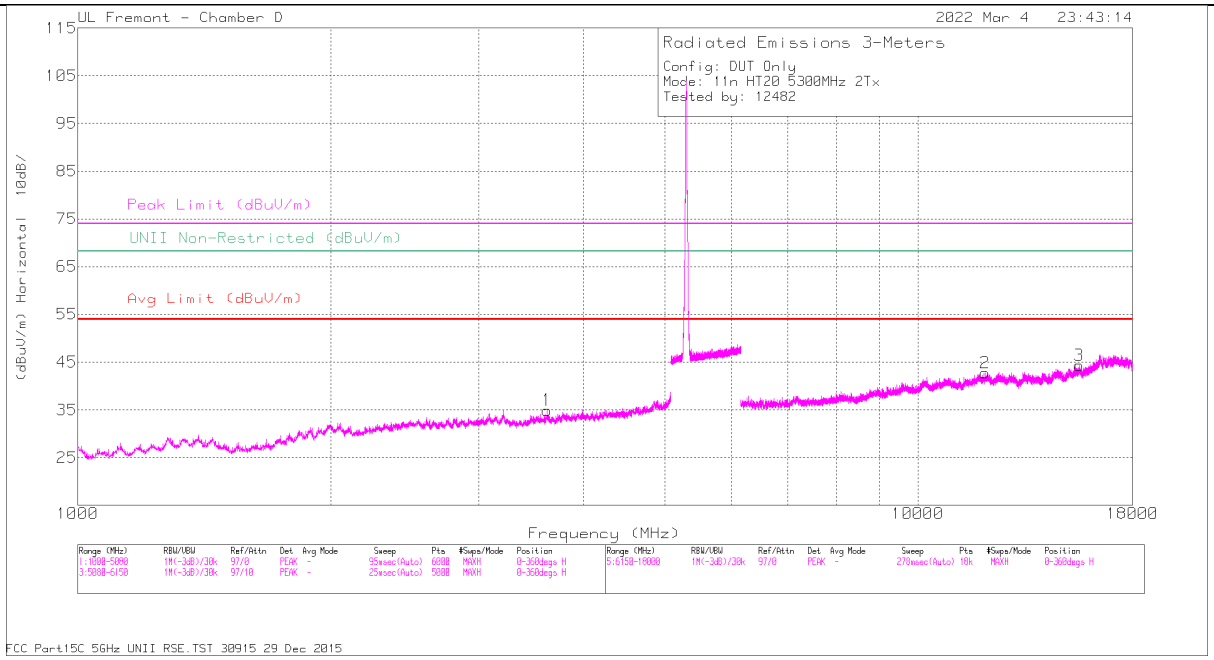

HORIZONTAL

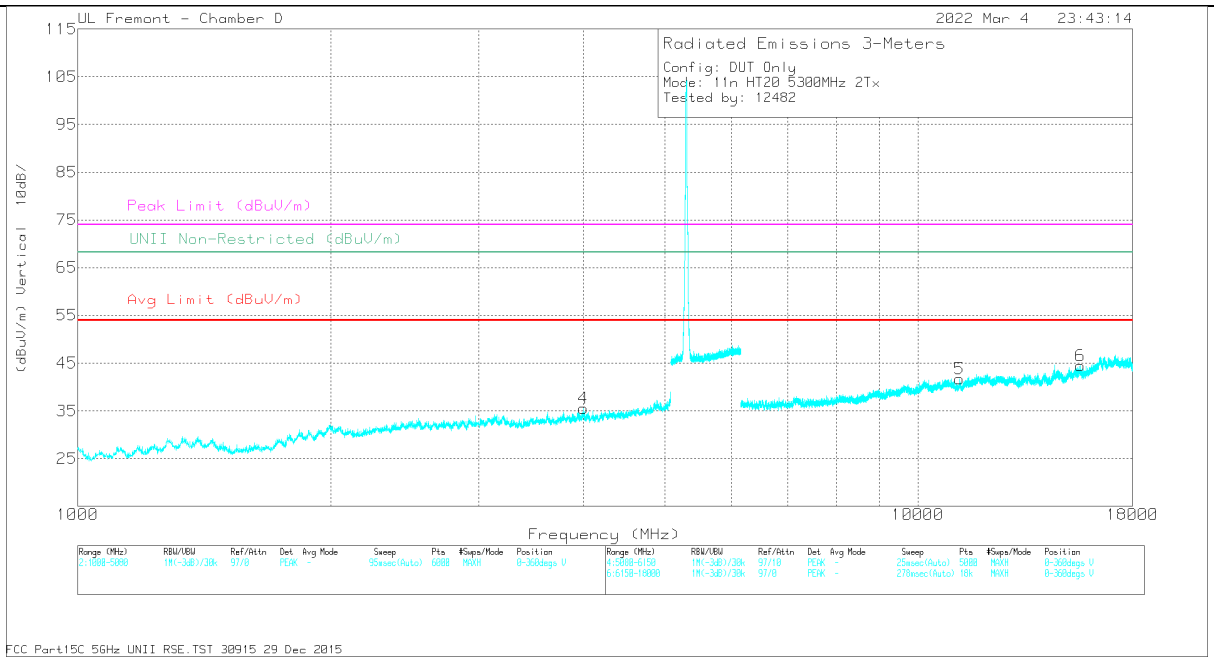

VERTICAL

UL LLC.
47173 Benicia Street, Fremont, CA 94538; USA. TEL:(510) 319-4000 FAX:(510) 661-0888
This report shall not be reproduced except in full, without the written approval of UL LLC.

RADIATED EMISSIONS

Marker	Frequency (MHz)	Meter Reading (dBuV)	Det	AF T712 (dB/m)	Amp/Cbl/Fltr/Pad (dB)	DC Corr (dB)	Corrected Reading (dBuV/m)	Avg Limit (dBuV/m)	Margin (dB)	Peak Limit (dBuV/m)	PK Margin (dB)	Azimuth (Degs)	Height (cm)	Polarity
1	* 3619.93	39.82	PK-U	33.7	-29.2	0	44.32	-	-	74	-29.68	44	169	H
	* 3619.29	28.01	ADR	33.7	-29.2	.1	32.61	54	-21.39	-	-	44	169	H
4	* 3997.33	38.76	PK-U	33.5	-28.1	0	44.16	-	-	74	-29.84	241	118	V
	* 4000.13	27.5	ADR	33.5	-28.1	.1	33	54	-21	-	-	241	118	V
2	* 12013.92	35.61	PK-U	38.7	-22.4	0	51.91	-	-	74	-22.09	332	267	H
	* 12016.20	24.2	ADR	38.7	-22.3	.1	40.7	54	-13.3	-	-	332	267	H
3	* 15547.53	34.79	PK-U	40.5	-22.1	0	53.19	-	-	74	-20.81	251	372	H
	* 15547.64	23.27	ADR	40.5	-22.1	.1	41.77	54	-12.23	-	-	251	372	H
5	* 11199.52	34.74	PK-U	37.9	-22.1	0	50.54	-	-	74	-23.46	348	107	V
	* 11201.15	23.47	ADR	37.9	-22.1	.1	39.37	54	-14.63	-	-	348	107	V
6	* 15601.20	34.85	PK-U	40.4	-22.2	0	53.05	-	-	74	-20.95	221	261	V
	* 15600.53	23.43	ADR	40.5	-22.2	.1	41.83	54	-12.17	-	-	221	261	V

* - indicates frequency in CFR47 Pt 15 / IC RSS-Restricted Band
PK-U - U-NII: Maximum Peak
ADR - U-NII AD primary method, RMS average

UL LLC.
47173 Benicia Street, Fremont, CA 94538; USA. TEL:(510) 319-4000 FAX:(510) 661-0888
This report shall not be reproduced except in full, without the written approval of UL LLC.

HIGH CHANNEL RESULTS

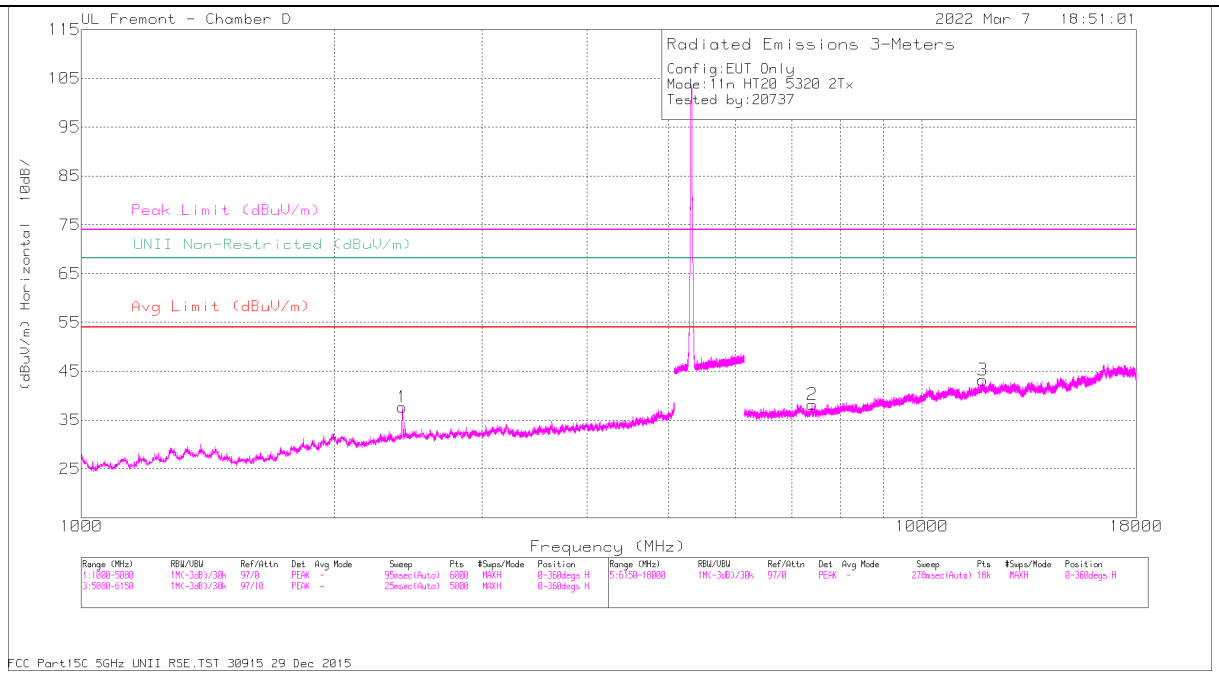

HORIZONTAL

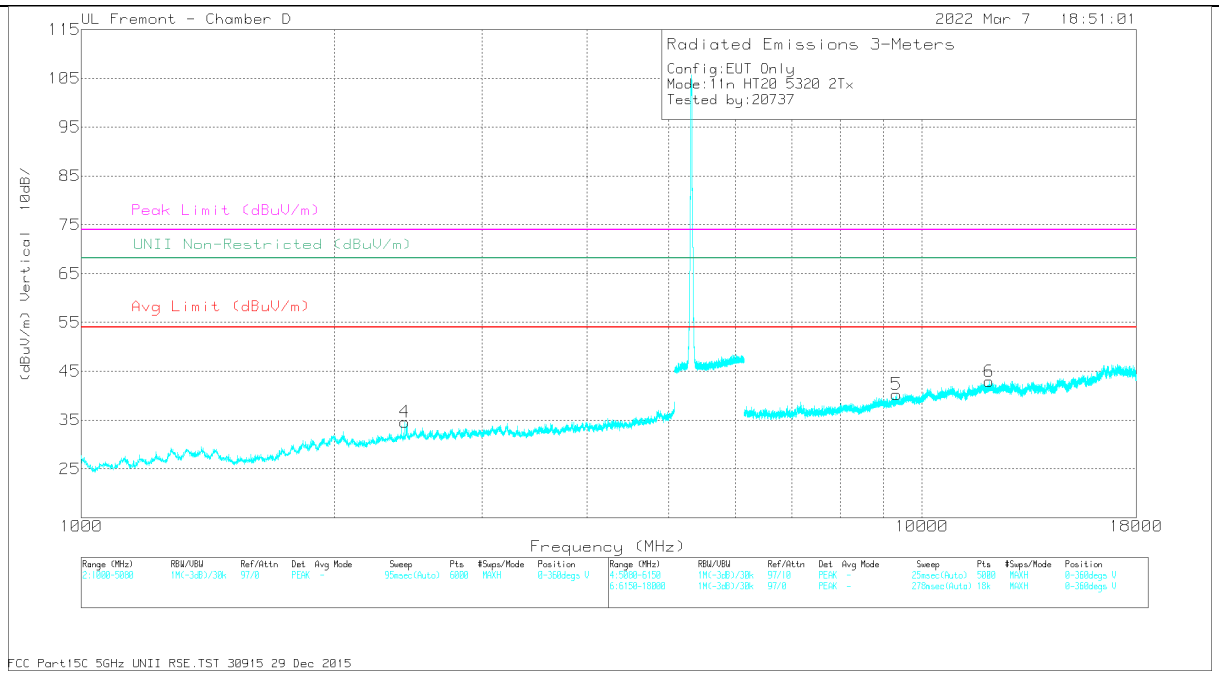

VERTICAL

UL LLC.
47173 Benicia Street, Fremont, CA 94538; USA. TEL:(510) 319-4000 FAX:(510) 661-0888
This report shall not be reproduced except in full, without the written approval of UL LLC.

RADIATED EMISSIONS

Marker	Frequency (MHz)	Meter Reading (dBuV)	Det	AF T712 (dB/m)	Amp/ Cbl/Fltr/Pad (dB)	DC Corr (dB)	Corrected Reading (dBuV/m)	Avg Limit (dBuV/m)	Margin (dB)	Peak Limit (dBuV/m)	PK Margin (dB)	UNII Non-Restricted (dBuV/m)	PK Margin (dB)	Azimuth (Degs)	Height (cm)	Polarity
2	* 7410.51	37.23	PK-U	35.7	-25.3	0	47.63	-	-	74	-26.37	-	-	229	199	H
	* 7407.39	25.09	ADR	35.7	-25.3	.1	35.59	54	-18.41	-	-	-	-	229	199	H
3	* 11817.1	34.67	PK-U	38.6	-22.2	0	51.07	-	-	74	-22.93	-	-	191	130	H
	* 11817.48	23.07	ADR	38.6	-22.2	.1	39.57	54	-14.43	-	-	-	-	191	130	H
5	* 9333.87	36.46	PK-U	36.4	-22.5	0	50.36	-	-	74	-23.64	-	-	187	208	V
	* 9333.40	24.07	ADR	36.4	-22.5	.1	38.07	54	-15.93	-	-	-	-	187	208	V
6	* 12034.84	35.69	PK-U	38.8	-22.4	0	52.09	-	-	74	-21.91	-	-	257	240	V
	* 12034.48	24.44	ADR	38.8	-22.4	.1	40.94	54	-13.06	-	-	-	-	257	240	V
1	2409.47	28.47	ADR	32.2	-30.6	.1	30.17	-	-	-	-	-	-	337	270	H
	2409.94	46.23	PK-U	32.2	-30.6	0	47.83	-	-	-	-	68.2	-20.37	337	270	H
4	2426.23	41.42	PK-U	32.4	-30.6	0	43.22	-	-	-	-	68.2	-24.98	219	101	V

* - indicates frequency in CFR47 Pt 15 / IC RSS-Restricted Band
PK-U - U-NII: Maximum Peak
ADR - U-NII AD primary method, RMS average

UL LLC.
47173 Benicia Street, Fremont, CA 94538; USA. TEL:(510) 319-4000 FAX:(510) 661-0888
This report shall not be reproduced except in full, without the written approval of UL LLC.

1.1.8. TX ABOVE 1 GHz 802.11n HT40 MODE IN THE 5.3 GHz BAND

1TX Antenna 6

BANDEDGE (HIGH CHANNEL)

HORIZONTAL RESULT

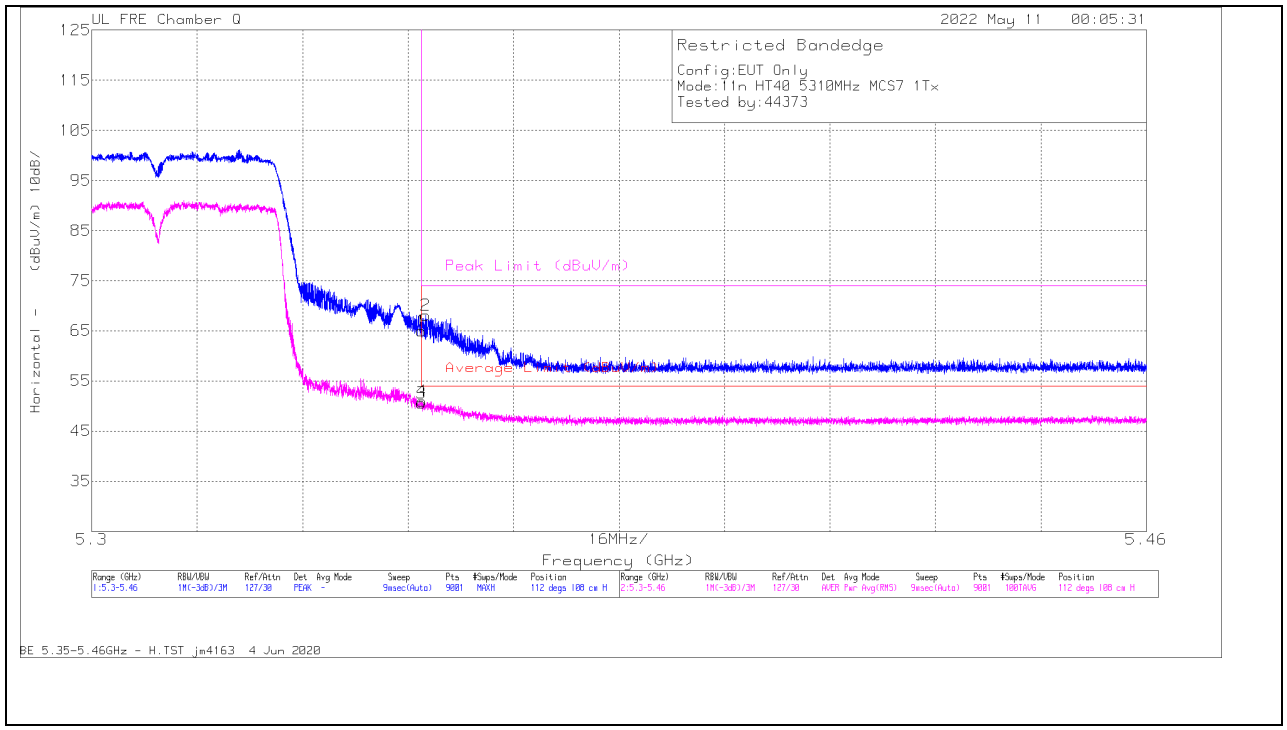

Marker	Frequency (GHz)	Meter Reading (dBuV)	Det	AF 200895 (dB/m)	Amp/Cbl/Fltr/Pad (dB)	DC Corr (dB)	Corrected Reading (dBuV/m)	Average Limit (dBuV/m)	Margin (dB)	Peak Limit (dBuV/m)	PK Margin (dB)	Azimuth (Degs)	Height (cm)	Polarity
1	5.35	61.29	Pk	34.5	-30.8	0	64.99	-	-	74	-9.01	112	108	H
3	5.35	46.22	RMS	34.5	-30.8	.71	50.63	54	-3.37	-	-	112	108	H
4	5.350134	46.68	RMS	34.5	-30.8	.71	51.09	54	-2.91	-	-	112	108	H
2	5.35065	64.45	Pk	34.5	-30.8	0	68.15	-	-	74	-5.85	112	108	H

Pk - Peak detector
RMS - RMS detection

UL LLC.
47173 Benicia Street, Fremont, CA 94538; USA. TEL:(510) 319-4000 FAX:(510) 661-0888
This report shall not be reproduced except in full, without the written approval of UL LLC.

VERTICAL RESULT

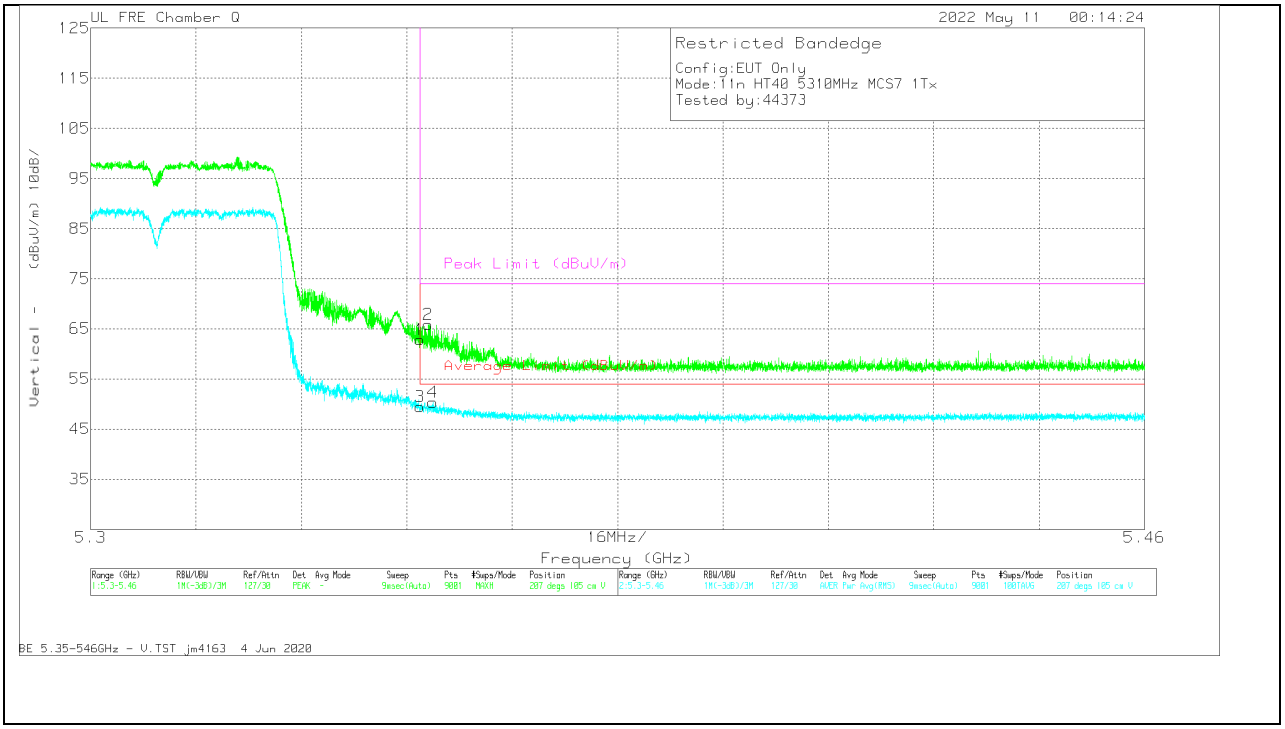

Marker	Frequency (GHz)	Meter Reading (dBuV)	Det	AF 200895 (dB/m)	Amp/Cbl/Fltr/Pad (dB)	DC Corr (dB)	Corrected Reading (dBuV/m)	Average Limit (dBuV/m)	Margin (dB)	Peak Limit (dBuV/m)	PK Margin (dB)	Azimuth (Degs)	Height (cm)	Polarity
1	5.35	59.13	Pk	34.5	-30.8	0	62.83	-	-	74	-11.17	207	105	V
3	5.35	45.15	RMS	34.5	-30.8	.71	49.56	54	-4.44	-	-	207	105	V
2	5.351236	62.2	Pk	34.5	-30.8	0	65.9	-	-	74	-8.1	207	105	V
4	5.351947	46.04	RMS	34.5	-30.8	.71	50.45	54	-3.55	-	-	207	105	V

Pk - Peak detector
RMS - RMS detection

UL LLC.
47173 Benicia Street, Fremont, CA 94538; USA. TEL:(510) 319-4000 FAX:(510) 661-0888
This report shall not be reproduced except in full, without the written approval of UL LLC.

1TX Antenna 5

BANDEDGE (HIGH CHANNEL)

HORIZONTAL RESULT

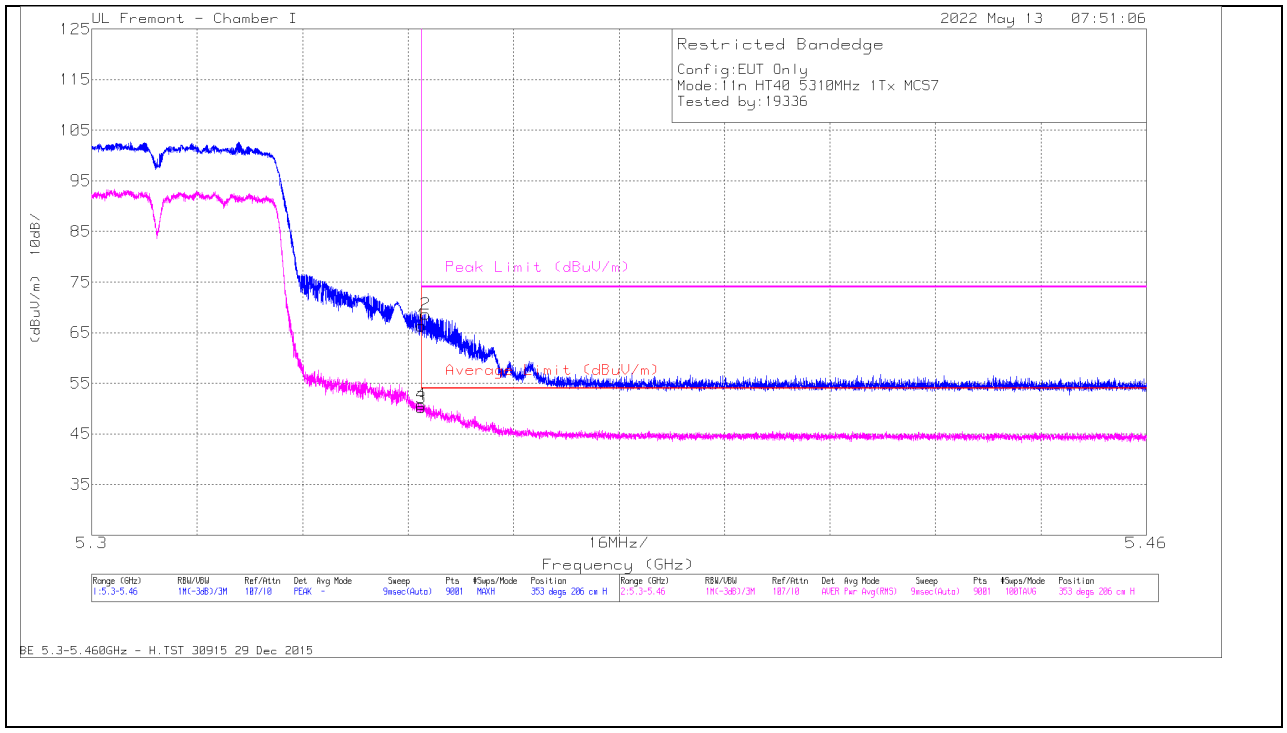

Marker	Frequency (GHz)	Meter Reading (dBuV)	Det	AF 206805 (dB/m)	Amp/Cbl/Fltr/Pad (dB)	DC Corr (dB)	Corrected Reading (dBuV/m)	Average Limit (dBuV/m)	Margin (dB)	Peak Limit (dBuV/m)	PK Margin (dB)	Azimuth (Degs)	Height (cm)	Polarity
1	* 5.35	47.47	Pk	34.4	-15.5	0	66.37	-	-	74	-7.63	353	206	H
2	* 5.35065	49.76	Pk	34.4	-15.5	0	68.66	-	-	74	-5.34	353	206	H
3	* 5.35	30.59	RMS	34.4	-15.5	.71	50.2	54	-3.8	-	-	353	206	H
4	* 5.350027	31.18	RMS	34.4	-15.5	.71	50.79	54	-3.21	-	-	353	206	H

* - indicates frequency in CFR47 Pt 15 / IC RSS-Restricted Band
Pk - Peak detector
RMS - RMS detection

UL LLC.
47173 Benicia Street, Fremont, CA 94538; USA. TEL:(510) 319-4000 FAX:(510) 661-0888
This report shall not be reproduced except in full, without the written approval of UL LLC.

VERTICAL RESULT

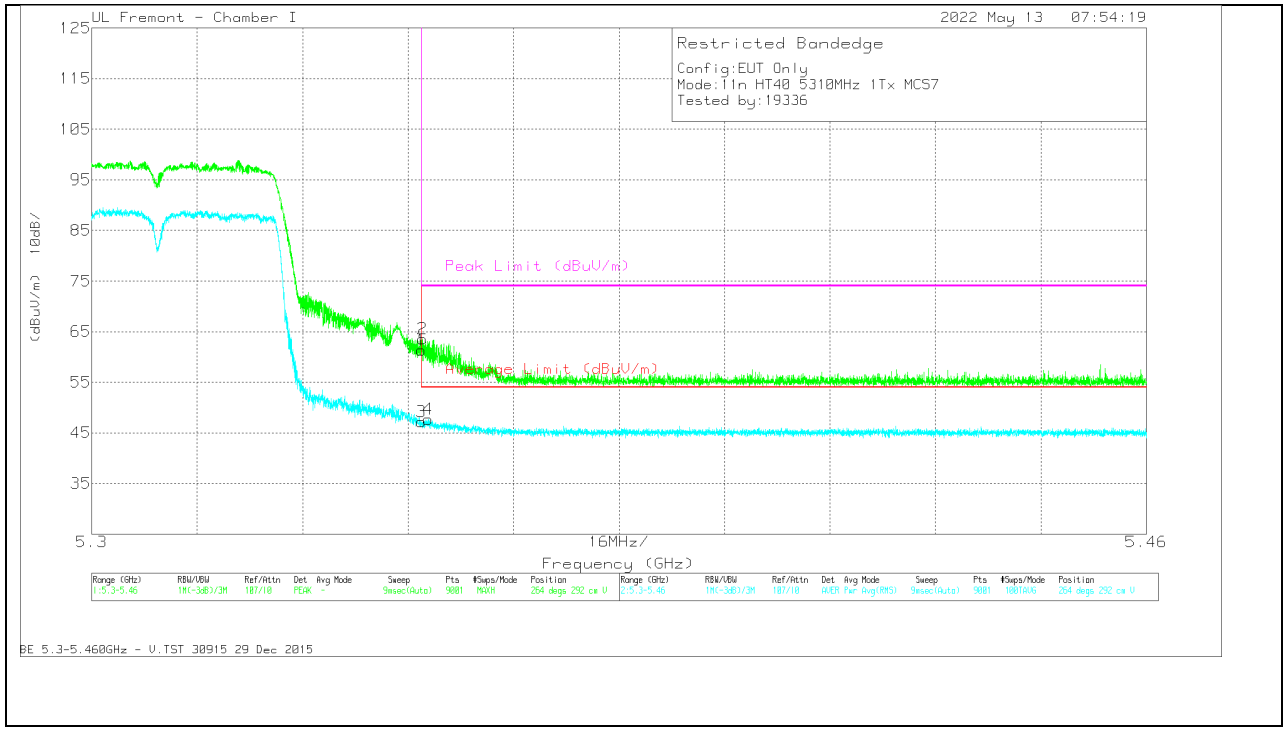

Marker	Frequency (GHz)	Meter Reading (dBuV)	Det	AF 206805 (dB/m)	Amp/Cbl/Fltr/Pad (dB)	DC Corr (dB)	Corrected Reading (dBuV/m)	Average Limit (dBuV/m)	Margin (dB)	Peak Limit (dBuV/m)	PK Margin (dB)	Azimuth (Degs)	Height (cm)	Polarity
1	* 5.35	42.44	Pk	34.4	-15.5	0	61.34	-	-	74	-12.66	264	292	V
2	* 5.350152	44.63	Pk	34.4	-15.5	0	63.53	-	-	74	-10.47	264	292	V
3	* 5.35	27.58	RMS	34.4	-15.5	.71	47.19	54	-6.81	-	-	264	292	V
4	* 5.351005	28.02	RMS	34.4	-15.5	.71	47.63	54	-6.37	-	-	264	292	V

* - indicates frequency in CFR47 Pt 15 / IC RSS-Restricted Band
Pk - Peak detector
RMS - RMS detection

UL LLC.
47173 Benicia Street, Fremont, CA 94538; USA. TEL:(510) 319-4000 FAX:(510) 661-0888
This report shall not be reproduced except in full, without the written approval of UL LLC.

2TX Antenna 6 + Antenna 5 CDD MODE

BANDEDGE (HIGH CHANNEL)

HORIZONTAL RESULT

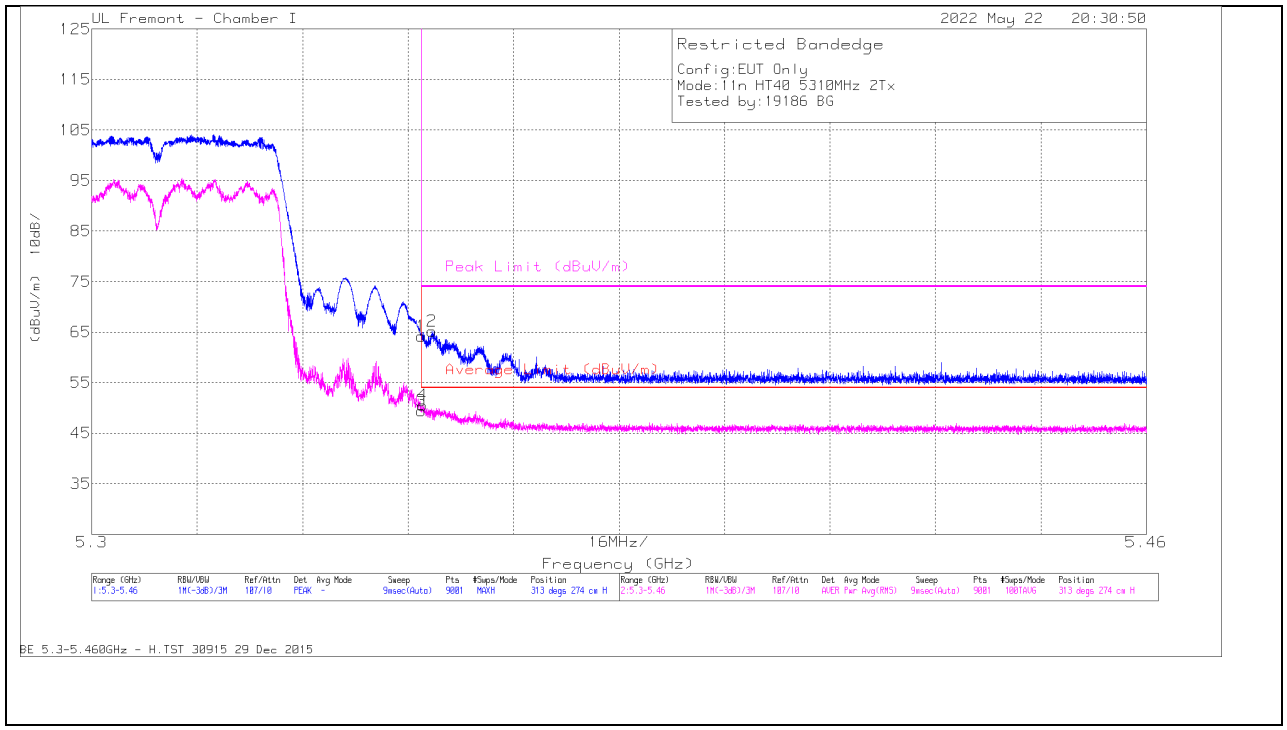

Marker	Frequency (GHz)	Meter Reading (dBuV)	Det	AF 206805 (dB/m)	Amp/Cbl/Fltr/Pad (dB)	DC Corr (dB)	Corrected Reading (dBuV/m)	Average Limit (dBuV/m)	Margin (dB)	Peak Limit (dBuV/m)	PK Margin (dB)	Azimuth (Degs)	Height (cm)	Polarity
1	* 5.35	45.25	Pk	34.4	-15.5	0	64.15	-	-	74	-9.85	313	274	H
2	* 5.35161	46.33	Pk	34.4	-15.5	0	65.23	-	-	74	-8.77	313	274	H
3	* 5.35	29.55	RMS	34.4	-15.5	.71	49.16	54	-4.84	-	-	313	274	H
4	* 5.350187	30.74	RMS	34.4	-15.5	.71	50.35	54	-3.65	-	-	313	274	H

* - indicates frequency in CFR47 Pt 15 / IC RSS-Restricted Band
Pk - Peak detector
RMS - RMS detection

UL LLC.
47173 Benicia Street, Fremont, CA 94538; USA. TEL:(510) 319-4000 FAX:(510) 661-0888
This report shall not be reproduced except in full, without the written approval of UL LLC.

VERTICAL RESULT

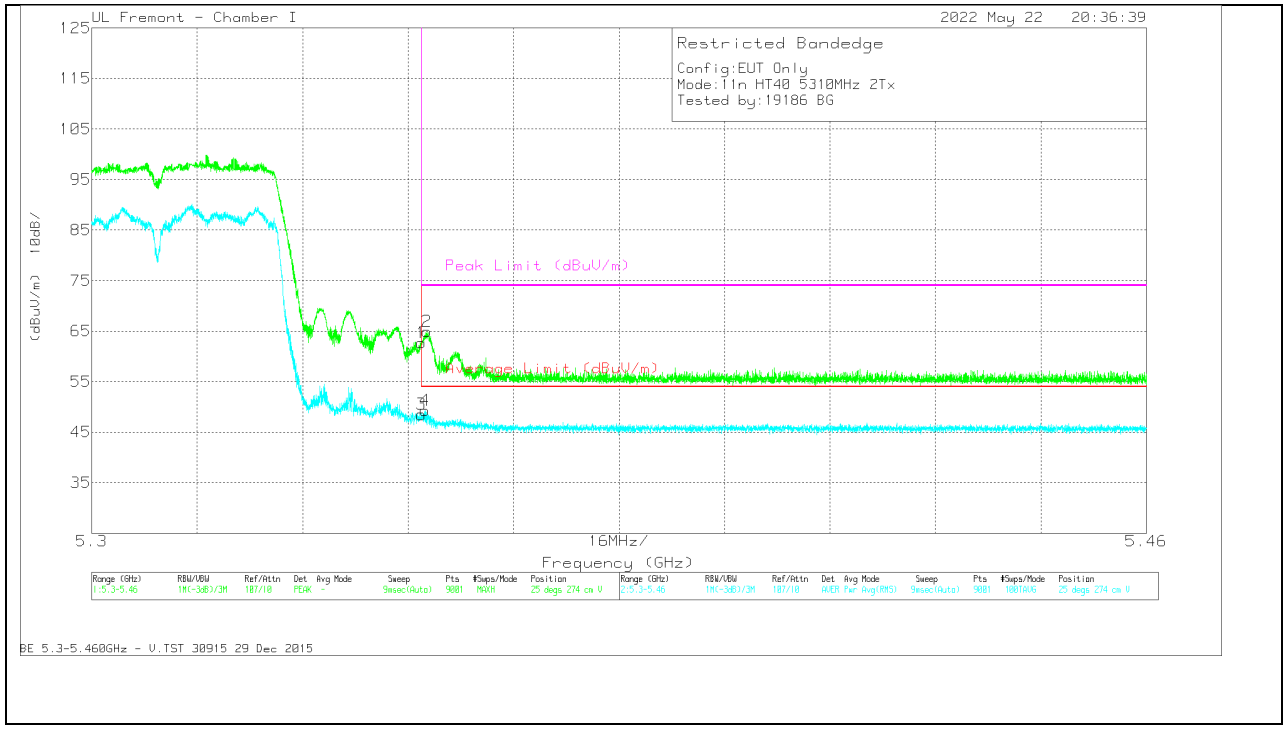

Marker	Frequency (GHz)	Meter Reading (dBuV)	Det	AF 206805 (dB/m)	Amp/Cbl/Fltr/Pad (dB)	DC Corr (dB)	Corrected Reading (dBuV/m)	Average Limit (dBuV/m)	Margin (dB)	Peak Limit (dBuV/m)	PK Margin (dB)	Azimuth (Degs)	Height (cm)	Polarity
1	* 5.35	43.79	Pk	34.4	-15.5	0	62.69	-	-	74	-11.31	25	274	V
2	* 5.350898	46.04	Pk	34.4	-15.5	0	64.94	-	-	74	-9.06	25	274	V
3	* 5.35	28.67	RMS	34.4	-15.5	.71	48.28	54	-5.72	-	-	25	274	V
4	* 5.350525	29.42	RMS	34.4	-15.5	.71	49.03	54	-4.97	-	-	25	274	V

* - indicates frequency in CFR47 Pt 15 / IC RSS-Restricted Band
Pk - Peak detector
RMS - RMS detection

UL LLC.
47173 Benicia Street, Fremont, CA 94538; USA. TEL:(510) 319-4000 FAX:(510) 661-0888
This report shall not be reproduced except in full, without the written approval of UL LLC.

HARMONICS AND SPURIOUS EMISSIONS

LOW CHANNEL RESULTS

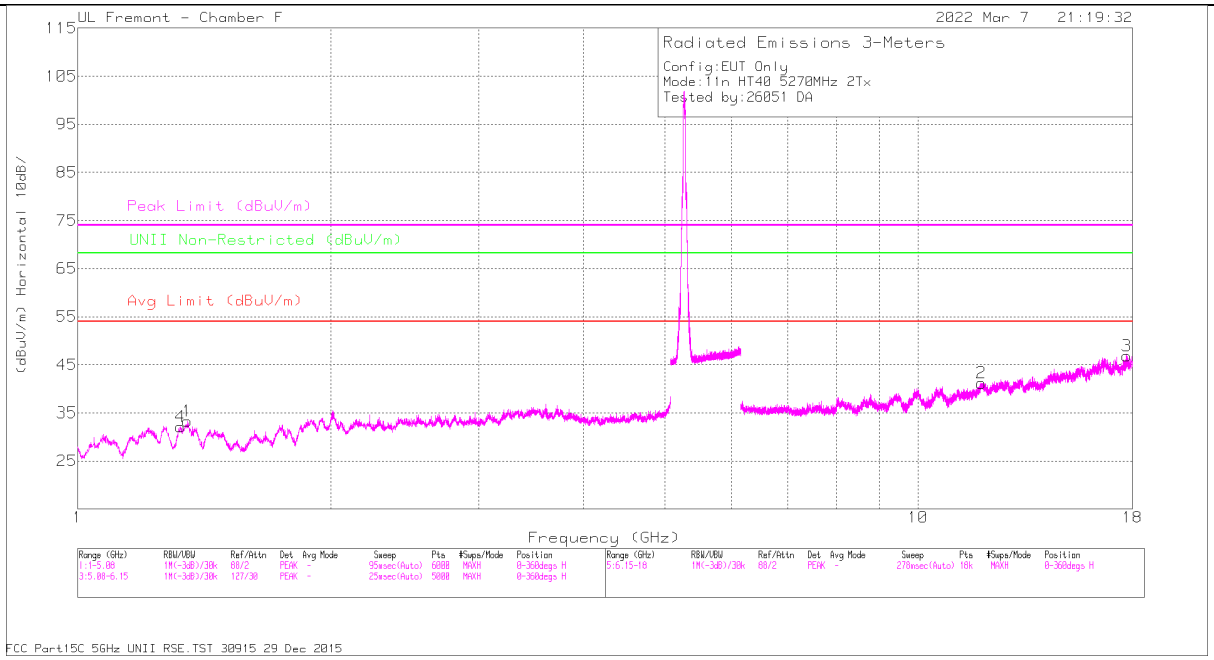

HORIZONTAL

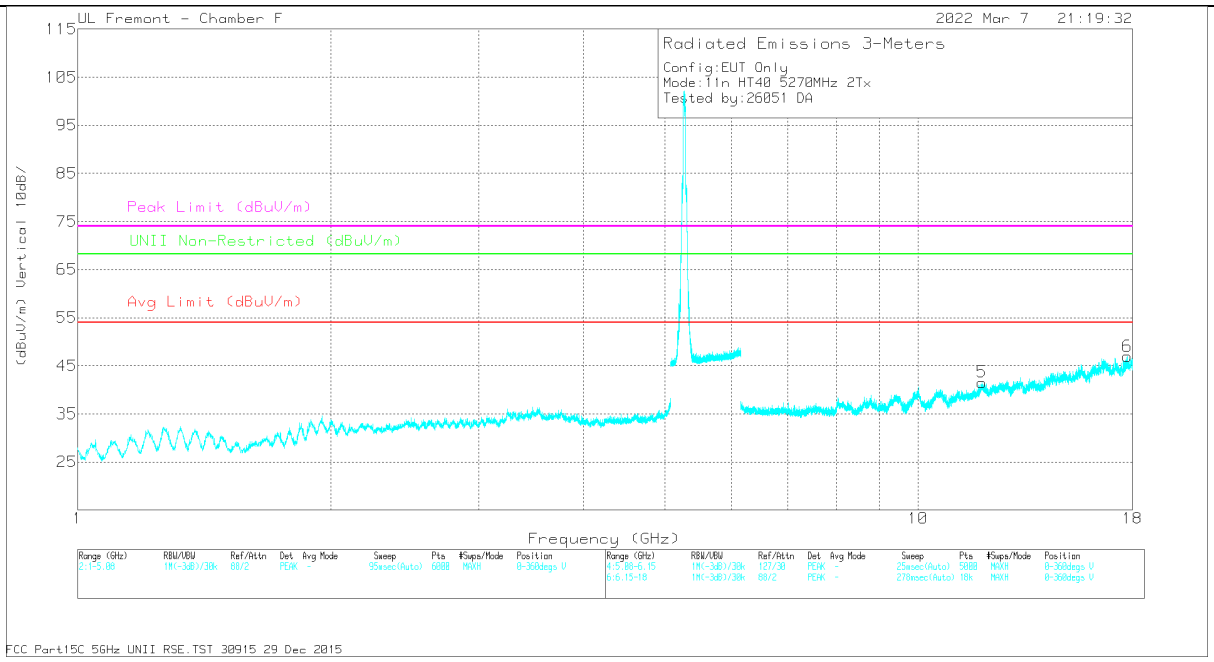

VERTICAL

UL LLC.
47173 Benicia Street, Fremont, CA 94538; USA. TEL:(510) 319-4000 FAX:(510) 661-0888
This report shall not be reproduced except in full, without the written approval of UL LLC.

RADIATED EMISSIONS

Marker	Frequency (GHz)	Meter Reading (dBuV)	Det	AF T120 (dB/m)	Amp/Cbl/Fltr/Pad (dB)	DC Corr (dB)	Corrected Reading (dBuV/m)	Avg Limit (dBuV/m)	Margin (dB)	Peak Limit (dBuV/m)	PK Margin (dB)	Azimuth (Degs)	Height (cm)	Polarity
1	* 1.3498	61.15	PK-U	29.8	-48.5	0	42.45	-	-	74	-31.55	360	200	H
	* 1.3495	49.62	ADR	29.8	-48.5	.2	31.12	54	-22.88	-	-	360	200	H
4	* 1.3275	60.69	PK-U	29.8	-48.5	0	41.99	-	-	74	-32.01	360	101	H
	* 1.3268	48.88	ADR	29.8	-48.5	.2	30.38	54	-23.62	-	-	360	101	H
2	* 11.8997	56.85	PK-U	39.1	-44.9	0	51.05	-	-	74	-22.95	360	101	H
	* 11.8995	44.77	ADR	39.1	-44.9	.2	39.17	54	-14.83	-	-	360	101	H
3	* 17.7300	59.08	PK-U	41.5	-44	0	56.58	-	-	74	-17.42	360	101	H
	* 17.7313	46.94	ADR	41.5	-44	.2	44.64	54	-9.36	-	-	360	101	H
5	* 11.9109	57.37	PK-U	39	-44.9	0	51.47	-	-	74	-22.53	360	200	V
	* 11.911	44.64	ADR	39.1	-44.9	.2	39.04	54	-14.96	-	-	360	200	V
6	* 17.7393	58.34	PK-U	41.6	-44	0	55.94	-	-	74	-18.06	360	200	V
	* 17.7398	46.84	ADR	41.5	-44	.2	44.54	54	-9.46	-	-	360	200	V

* - indicates frequency in CFR47 Pt 15 / IC RSS-Restricted Band
PK-U - U-NII: Maximum Peak
ADR - U-NII AD primary method, RMS average

UL LLC.
47173 Benicia Street, Fremont, CA 94538; USA. TEL:(510) 319-4000 FAX:(510) 661-0888
This report shall not be reproduced except in full, without the written approval of UL LLC.

HIGH CHANNEL RESULTS

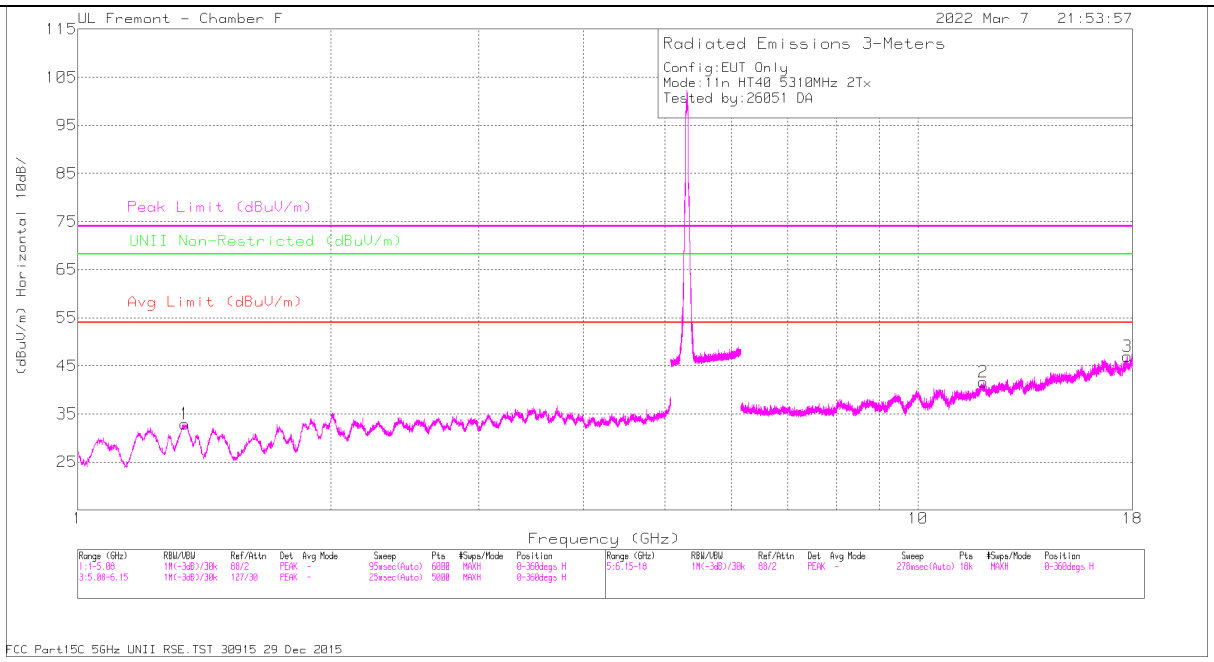

HORIZONTAL

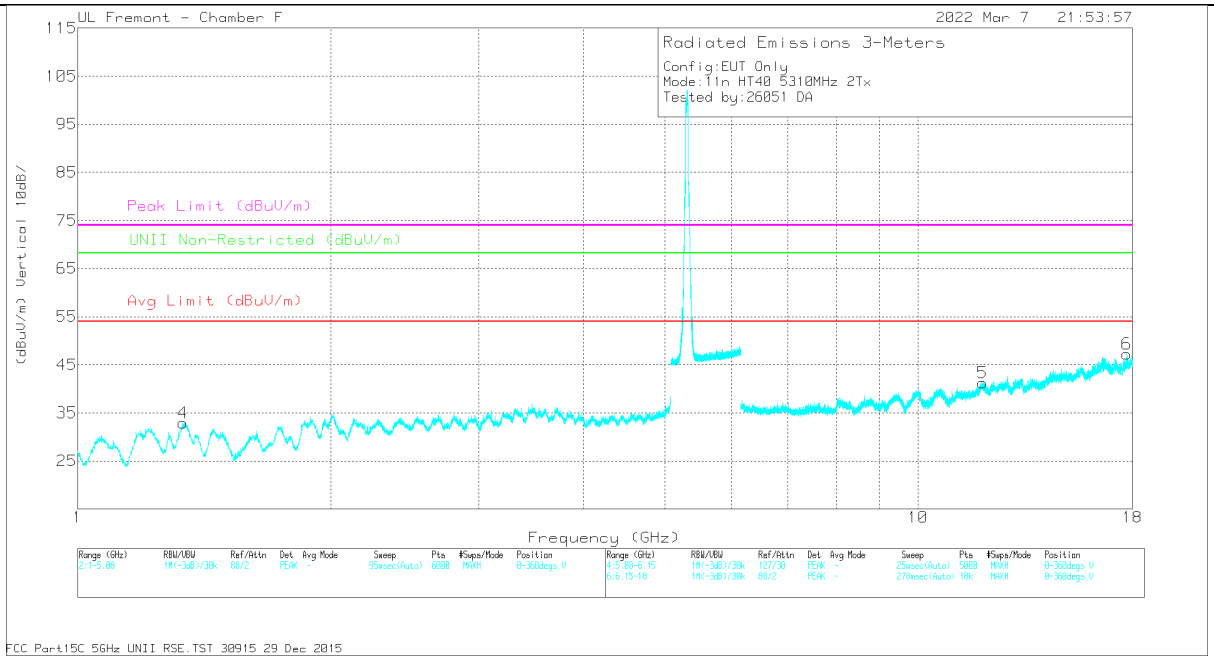

VERTICAL

UL LLC.
47173 Benicia Street, Fremont, CA 94538; USA. TEL:(510) 319-4000 FAX:(510) 661-0888
This report shall not be reproduced except in full, without the written approval of UL LLC.

RADIATED EMISSIONS

Marker	Frequency (GHz)	Meter Reading (dBuV)	Det	AF T120 (dB/m)	Amp/Cbl/Fltr/Pad (dB)	DC Corr (dB)	Corrected Reading (dBuV/m)	Avg Limit (dBuV/m)	Margin (dB)	Peak Limit (dBuV/m)	PK Margin (dB)	Azimuth (Degs)	Height (cm)	Polarity
1	* 1.3382	61.83	PK-U	29.7	-48.5	0	43.03	-	-	74	-30.97	360	101	H
	* 1.3392	50.33	ADR	29.6	-48.5	.2	31.63	54	-22.37	-	-	360	101	H
4	* 1.3370	61.8	PK-U	29.7	-48.5	0	43	-	-	74	-31	360	101	V
	* 1.3362	50.06	ADR	29.7	-48.5	.2	31.46	54	-22.54	-	-	360	101	V
2	* 11.9581	56.21	PK-U	39.1	-45.1	0	50.21	-	-	74	-23.79	360	101	H
	* 11.9594	44.67	ADR	39.1	-45.1	.2	38.87	54	-15.13	-	-	360	101	H
3	* 17.7441	58.38	PK-U	41.5	-44.1	0	55.78	-	-	74	-18.22	360	199	H
	* 17.7436	47.05	ADR	41.6	-44.1	.2	44.75	54	-9.25	-	-	360	199	H
5	* 11.9374	56.27	PK-U	39.1	-45	0	50.37	-	-	74	-23.63	360	199	V
	* 11.9355	44.26	ADR	39.1	-45	.2	38.56	54	-15.44	-	-	360	199	V
6	* 17.7368	58.95	PK-U	41.6	-43.9	0	56.65	-	-	74	-17.35	360	101	V
	* 17.7381	47.12	ADR	41.6	-43.9	.2	45.02	54	-8.98	-	-	360	101	V

* - indicates frequency in CFR47 Pt 15 / IC RSS-Restricted Band
PK-U - U-NII: Maximum Peak
ADR - U-NII AD primary method, RMS average

UL LLC.
47173 Benicia Street, Fremont, CA 94538; USA. TEL:(510) 319-4000 FAX:(510) 661-0888
This report shall not be reproduced except in full, without the written approval of UL LLC.

1.1.9. TX ABOVE 1 GHz 802.11ac VHT80 MODE IN THE 5.3 GHz BAND

1TX Antenna 6

BANDEDGE (MID CHANNEL)

HORIZONTAL RESULT

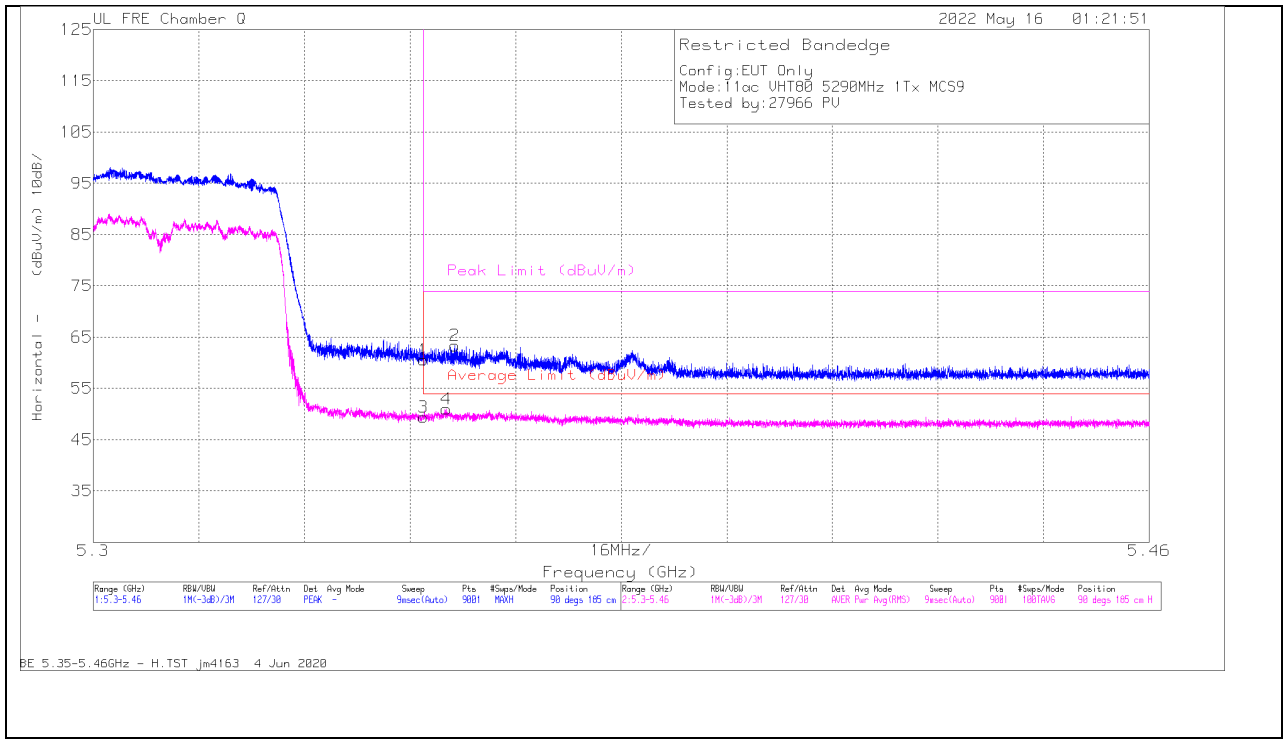

Marker	Frequency (GHz)	Meter Reading (dBuV)	Det	AF 200895 (dB/m)	Amp/Cbl/Fltr/Pad (dB)	DC Corr (dB)	Corrected Reading (dBuV/m)	Average Limit (dBuV/m)	Margin (dB)	Peak Limit (dBuV/m)	PK Margin (dB)	Azimuth (Degs)	Height (cm)	Polarity
1	5.35	56.84	Pk	34.5	-30.8	0	60.54	-	-	74	-13.46	90	185	H
3	5.35	44.57	RMS	34.5	-30.8	1.09	49.36	54	-4.64	-	-	90	185	H
4	5.353494	46.18	RMS	34.5	-30.8	1.09	50.97	54	-3.03	-	-	90	185	H
2	5.35481	59.64	Pk	34.5	-30.8	0	63.34	-	-	74	-10.66	90	185	H

Pk - Peak detector
RMS - RMS detection

UL LLC.
47173 Benicia Street, Fremont, CA 94538; USA. TEL:(510) 319-4000 FAX:(510) 661-0888
This report shall not be reproduced except in full, without the written approval of UL LLC.

VERTICAL RESULT

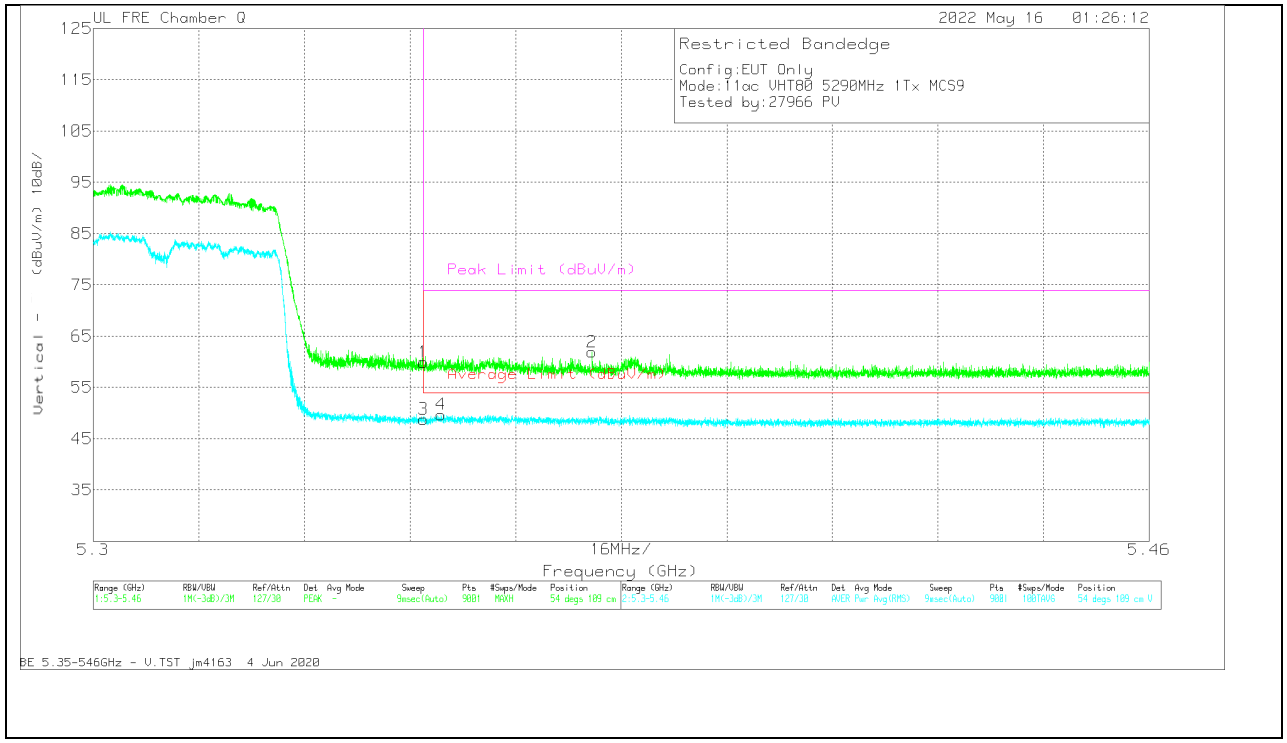

Marker	Frequency (GHz)	Meter Reading (dBuV)	Det	AF 200895 (dB/m)	Amp/Cbl/Fltr/Pad (dB)	DC Corr (dB)	Corrected Reading (dBuV/m)	Average Limit (dBuV/m)	Margin (dB)	Peak Limit (dBuV/m)	PK Margin (dB)	Azimuth (Degs)	Height (cm)	Polarity
1	5.35	56.19	Pk	34.5	-30.8	0	59.89	-	-	74	-14.11	54	109	V
3	5.35	44.01	RMS	34.5	-30.8	1.09	48.8	54	-5.2	-	-	54	109	V
4	5.352712	44.9	RMS	34.5	-30.8	1.09	49.69	54	-4.31	-	-	54	109	V
2	5.375574	58.11	Pk	34.5	-30.7	0	61.91	-	-	74	-12.09	54	109	V

Pk - Peak detector
RMS - RMS detection

UL LLC.
47173 Benicia Street, Fremont, CA 94538; USA. TEL:(510) 319-4000 FAX:(510) 661-0888
This report shall not be reproduced except in full, without the written approval of UL LLC.

1TX Antenna 5

BANDEDGE (MID CHANNEL)

HORIZONTAL RESULT

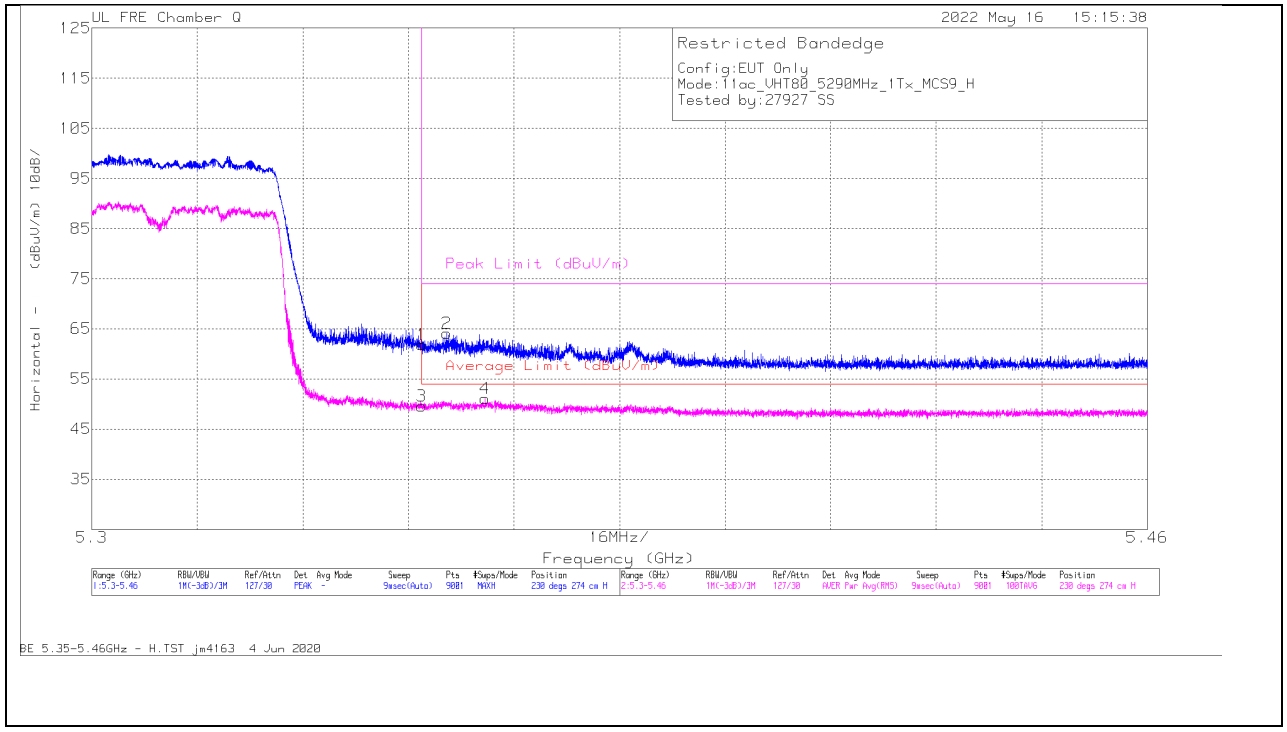

Marker	Frequency (GHz)	Meter Reading (dBuV)	Det	AF 20089 5 (dB/m)	Amp/Cbl/Fltr/Pad (dB)	DC Corr (dB)	Corrected Reading (dBuV/m)	Average Limit (dBuV/m)	Margin (dB)	Peak Limit (dBuV/m)	PK Margin (dB)	Azimuth (Degs)	Height (cm)	Polarity
1	5.35	58.2	Pk	34.5	-30.8	0	61.9	-	-	74	-12.1	230	274	H
3	5.35	44.85	RMS	34.5	-30.8	1.08	49.63	54	-4.37	-	-	230	274	H
2	5.353761	60.36	Pk	34.5	-30.8	0	64.06	-	-	74	-9.94	230	274	H
4	5.359645	46.34	RMS	34.5	-30.8	1.08	51.12	54	-2.88	-	-	230	274	H

Pk - Peak detector
RMS - RMS detection

UL LLC.
47173 Benicia Street, Fremont, CA 94538; USA. TEL:(510) 319-4000 FAX:(510) 661-0888
This report shall not be reproduced except in full, without the written approval of UL LLC.

VERTICAL RESULT

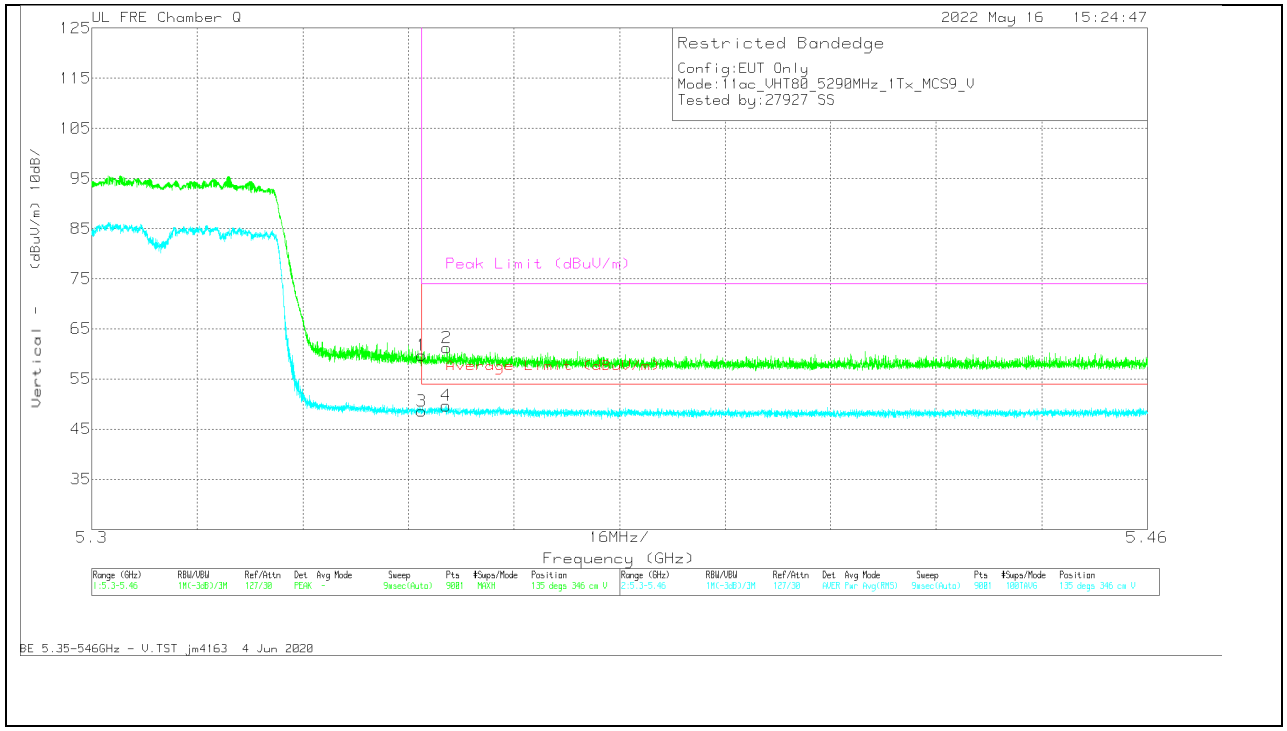

Marker	Frequency (GHz)	Meter Reading (dBuV)	Det	AF 200895 (dB/m)	Amp/Cbl/Fltr/Pad (dB)	DC Corr (dB)	Corrected Reading (dBuV/m)	Average Limit (dBuV/m)	Margin (dB)	Peak Limit (dBuV/m)	PK Margin (dB)	Azimuth (Degs)	Height (cm)	Polarity
1	5.35	56.04	Pk	34.5	-30.8	0	59.74	-	-	74	-14.26	135	346	V
3	5.35	43.82	RMS	34.5	-30.8	1.09	48.61	54	-5.39	-	-	135	346	V
4	5.353672	44.88	RMS	34.5	-30.8	1.09	49.67	54	-4.33	-	-	135	346	V
2	5.353796	57.49	Pk	34.5	-30.8	0	61.19	-	-	74	-12.81	135	346	V

Pk - Peak detector
RMS - RMS detection

UL LLC.
47173 Benicia Street, Fremont, CA 94538; USA. TEL:(510) 319-4000 FAX:(510) 661-0888
This report shall not be reproduced except in full, without the written approval of UL LLC.

2TX Antenna 6 + Antenna 5 CDD MODE

BANDEDGE (MID CHANNEL)

HORIZONTAL RESULT

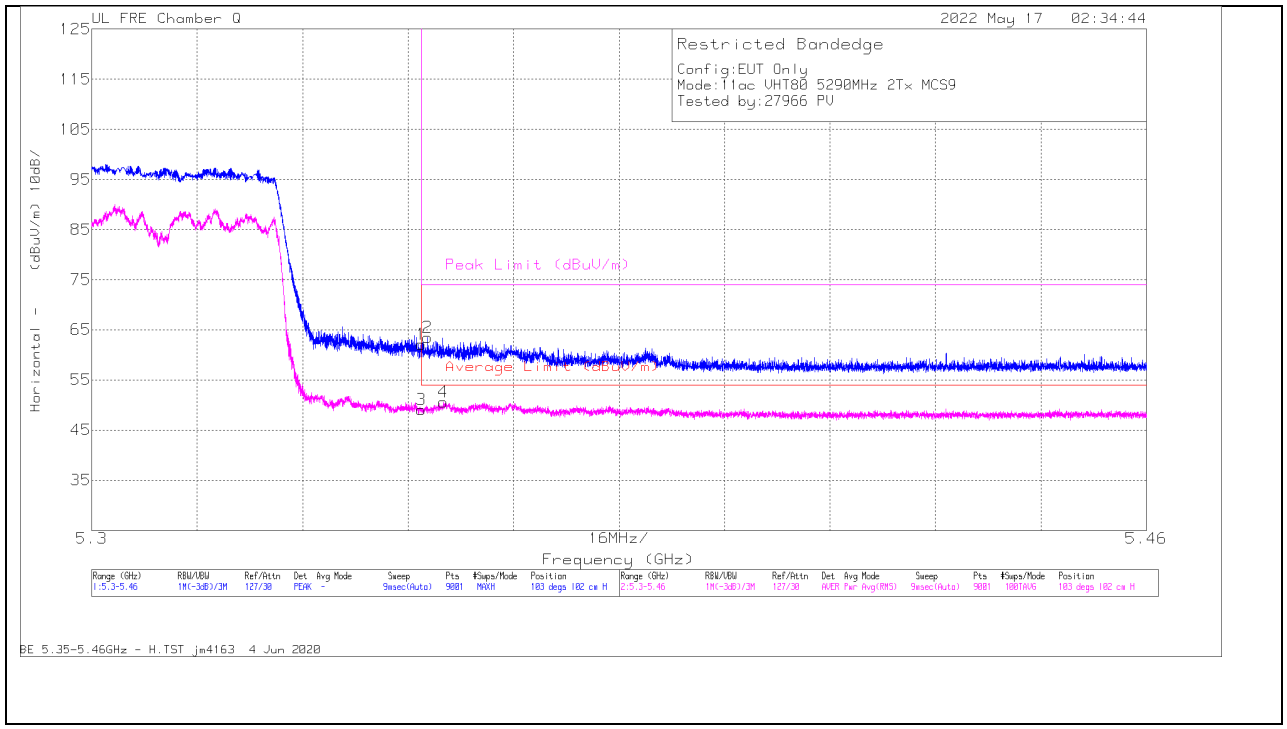

Marker	Frequency (GHz)	Meter Reading (dBuV)	Det	AF 200895 (dB/m)	Amp/Cbl/Fltr/Pad (dB)	DC Corr (dB)	Corrected Reading (dBuV/m)	Average Limit (dBuV/m)	Margin (dB)	Peak Limit (dBuV/m)	PK Margin (dB)	Azimuth (Degs)	Height (cm)	Polarity
1	5.35	58.45	Pk	34.5	-30.8	0	62.15	-	-	74	-11.85	103	102	H
3	5.35	44.28	RMS	34.5	-30.8	1.09	49.07	54	-4.93	-	-	103	102	H
2	5.350987	59.8	Pk	34.5	-30.8	0	63.5	-	-	74	-10.5	103	102	H
4	5.353352	45.85	RMS	34.5	-30.8	1.09	50.64	54	-3.36	-	-	103	102	H

Pk - Peak detector
RMS - RMS detection

UL LLC.
47173 Benicia Street, Fremont, CA 94538; USA. TEL:(510) 319-4000 FAX:(510) 661-0888
This report shall not be reproduced except in full, without the written approval of UL LLC.

VERTICAL RESULT

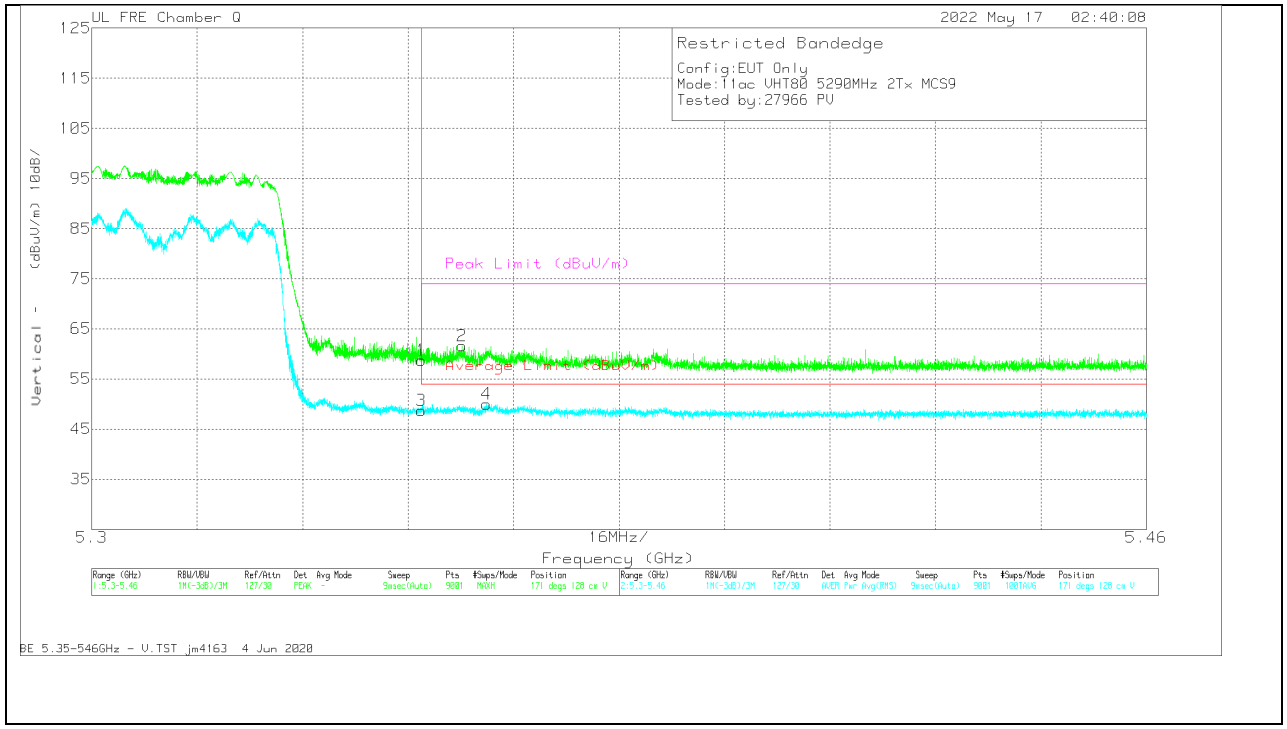

Marker	Frequency (GHz)	Meter Reading (dBuV)	Det	AF 200895 (dB/m)	Amp/Cbl/Fltr/Pad (dB)	DC Corr (dB)	Corrected Reading (dBuV/m)	Average Limit (dBuV/m)	Margin (dB)	Peak Limit (dBuV/m)	PK Margin (dB)	Azimuth (Degs)	Height (cm)	Polarity
1	5.35	55.03	Pk	34.5	-30.8	0	58.73	-	-	74	-15.27	171	128	V
3	5.35	43.9	RMS	34.5	-30.8	1.09	48.69	54	-5.31	-	-	171	128	V
2	5.356196	57.86	Pk	34.5	-30.8	0	61.56	-	-	74	-12.44	171	128	V
4	5.359894	45.23	RMS	34.5	-30.8	1.09	50.02	54	-3.98	-	-	171	128	V

Pk - Peak detector
RMS - RMS detection

UL LLC.
47173 Benicia Street, Fremont, CA 94538; USA. TEL:(510) 319-4000 FAX:(510) 661-0888
This report shall not be reproduced except in full, without the written approval of UL LLC.

HARMONICS AND SPURIOUS EMISSIONS

MID CHANNEL RESULTS

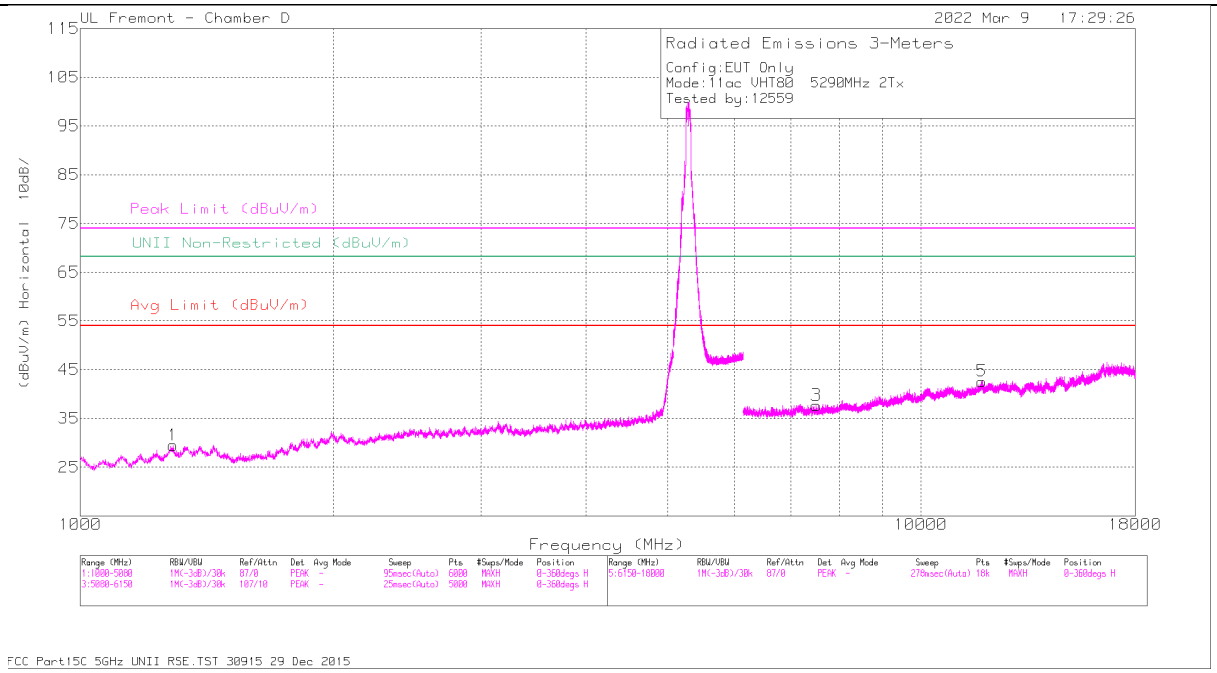

HORIZONTAL

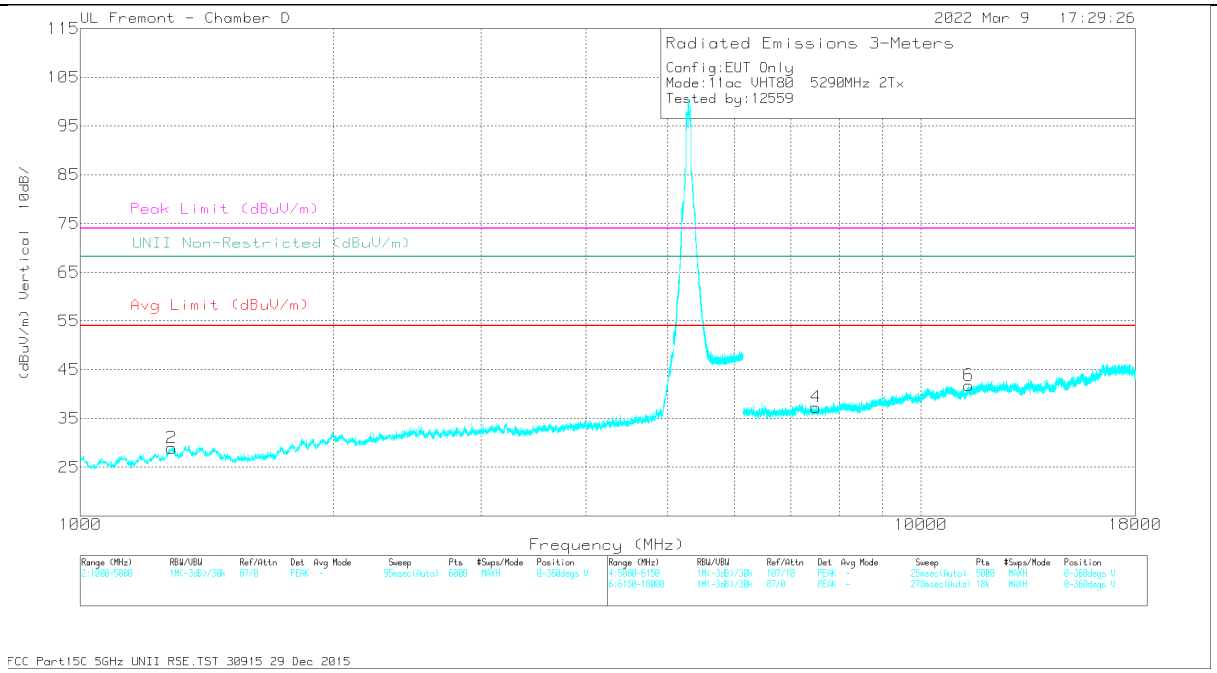

VERTICAL

UL LLC.
47173 Benicia Street, Fremont, CA 94538; USA. TEL:(510) 319-4000 FAX:(510) 661-0888

This report shall not be reproduced except in full, without the written approval of UL LLC.

RADIATED EMISSIONS

Marker	Frequency (MHz)	Meter Reading (dBuV)	Det	AF T712 (dB/m)	Amp/Cbl/Fltr/Pad (dB)	DC Corr (dB)	Corrected Reading (dBuV/m)	Avg Limit (dBuV/m)	Margin (dB)	Peak Limit (dBuV/m)	PK Margin (dB)	Azimuth (Degs)	Height (cm)	Polarity
1	* 1290.7	40.86	PK-U	29.5	-31.7	0	38.66	-	-	74	-35.34	170	103	H
	* 1287.8	29.51	ADR	29.5	-31.8	0.2	27.41	54	-26.59	-	-	170	103	H
2	* 1284.7	41.2	PK-U	29.5	-31.8	0	38.9	-	-	74	-35.1	184	200	V
	* 1282.5	29.76	ADR	29.5	-31.9	0.2	27.56	54	-26.44	-	-	184	200	V
3	* 7513.1	36.34	PK-U	35.7	-25	0	47.04	-	-	74	-26.96	240	138	H
	* 7510.5	24.87	ADR	35.7	-25	0.2	35.77	54	-18.23	-	-	240	138	H
5	* 11821.6	34.46	PK-U	38.6	-22.3	0	50.76	-	-	74	-23.24	204	199	H
	* 11820.6	22.81	ADR	38.6	-22.2	0.2	39.41	54	-14.59	-	-	204	199	H
4	* 7502.7	36.25	PK-U	35.7	-25.1	0	46.85	-	-	74	-27.15	310	101	V
	* 7502.6	24.67	ADR	35.7	-25.1	0.2	35.47	54	-18.53	-	-	310	101	V
6	* 11404.1	35.07	PK-U	38	-22	0	51.07	-	-	74	-22.93	274	300	V
	* 11404.0	23.08	ADR	38	-22	0.2	39.28	54	-14.72	-	-	274	300	V

* - indicates frequency in CFR47 Pt 15 / IC RSS-Restricted Band
PK-U - U-NII: Maximum Peak
ADR - U-NII AD primary method, RMS average

UL LLC.
47173 Benicia Street, Fremont, CA 94538; USA. TEL:(510) 319-4000 FAX:(510) 661-0888
This report shall not be reproduced except in full, without the written approval of UL LLC.

1.1.10. TX ABOVE 1 GHz 802.11ax HE20 MODE IN THE 5.3GHz BAND

1TX Antenna 6 MODE: 26-Tones, RU Index 8

BANDEDGE (HIGH CHANNEL)

HORIZONTAL RESULT

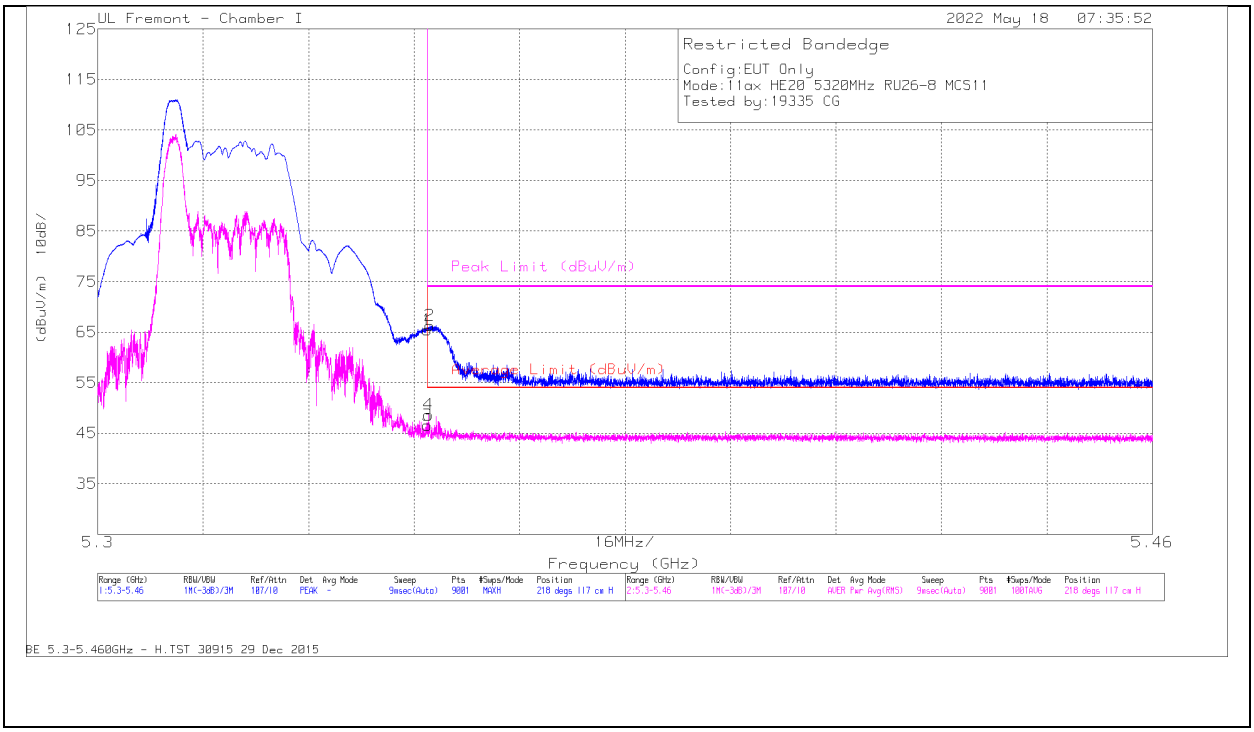

Marker	Frequency (GHz)	Meter Reading (dBuV)	Det	AF 206805 (dB/m)	Amp/Cbl/Fltr/Pad (dB)	DC Corr (dB)	Corrected Reading (dBuV/m)	Average Limit (dBuV/m)	Margin (dB)	Peak Limit (dBuV/m)	PK Margin (dB)	Azimuth (Degs)	Height (cm)	Polarity
1	* 5.35	46.57	Pk	34.4	-15.5	0	65.47	-	-	74	-8.53	218	117	H
2	* 5.350418	47.41	Pk	34.4	-15.5	0	66.31	-	-	74	-7.69	218	117	H
3	* 5.35	27.66	RMS	34.4	-15.5	0.32	46.88	54	-7.12	-	-	218	117	H
4	* 5.350205	29.72	RMS	34.4	-15.5	0.32	48.95	54	-5.05	-	-	218	117	H

* - indicates frequency in CFR47 Pt 15 / IC RSS-Restricted Band
Pk - Peak detector
RMS - RMS detection

UL LLC.
47173 Benicia Street, Fremont, CA 94538; USA. TEL:(510) 319-4000 FAX:(510) 661-0888
This report shall not be reproduced except in full, without the written approval of UL LLC.

VERTICAL RESULT

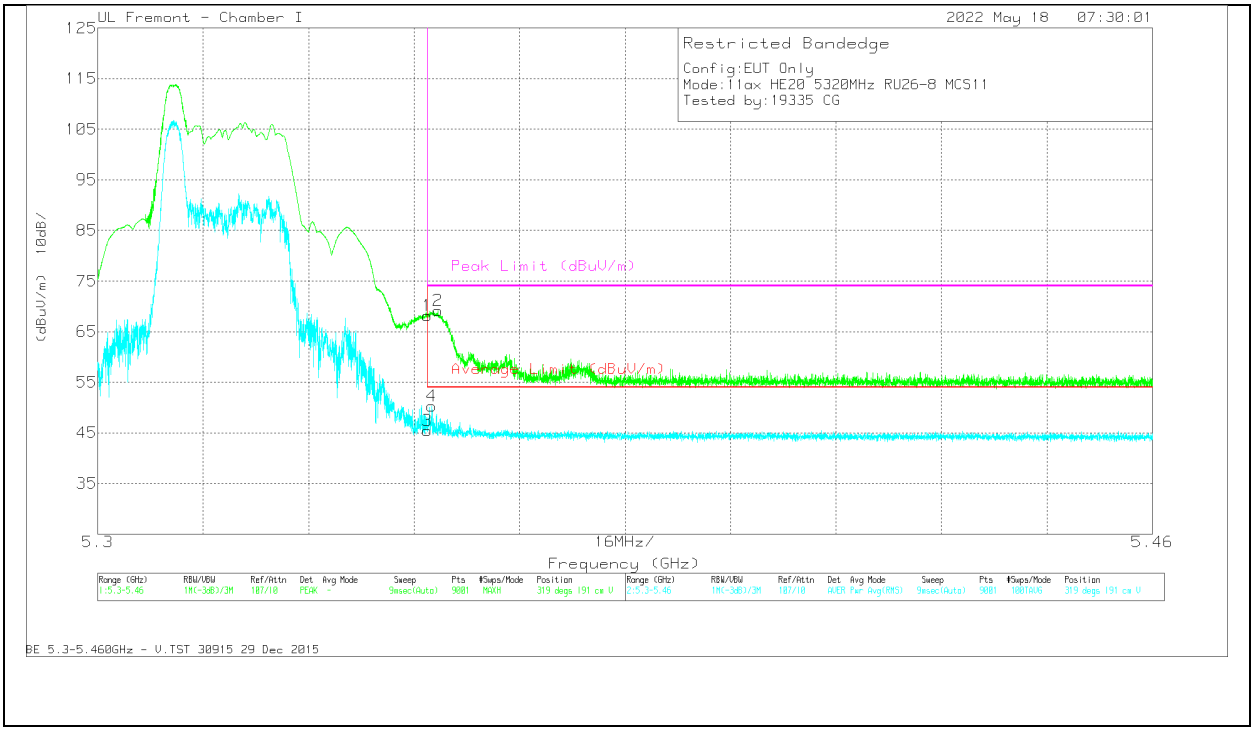

Marker	Frequency (GHz)	Meter Reading (dBuV)	Det	AF 206805 (dB/m)	Amp/Cbl/Fltr/Pad (dB)	DC Corr (dB)	Corrected Reading (dBuV/m)	Average Limit (dBuV/m)	Margin (dB)	Peak Limit (dBuV/m)	PK Margin (dB)	Azimuth (Degs)	Height (cm)	Polarity
1	* 5.35	49.26	Pk	34.4	-15.5	0	68.16	-	-	74	-5.84	319	191	V
2	* 5.351627	50.29	Pk	34.4	-15.5	0	69.19	-	-	74	-4.81	319	191	V
3	* 5.35	26.59	RMS	34.4	-15.5	0.32	45.81	54	-8.19	-	-	319	191	V
4	* 5.350667	31.41	RMS	34.4	-15.5	0.32	50.63	54	-3.37	-	-	319	191	V

* - indicates frequency in CFR47 Pt 15 / IC RSS-Restricted Band
Pk - Peak detector
RMS - RMS detection

UL LLC.
47173 Benicia Street, Fremont, CA 94538; USA. TEL:(510) 319-4000 FAX:(510) 661-0888
This report shall not be reproduced except in full, without the written approval of UL LLC.

1TX Antenna 6 MODE: SU, Single User

BANDEDGE (HIGH CHANNEL)

HORIZONTAL RESULT

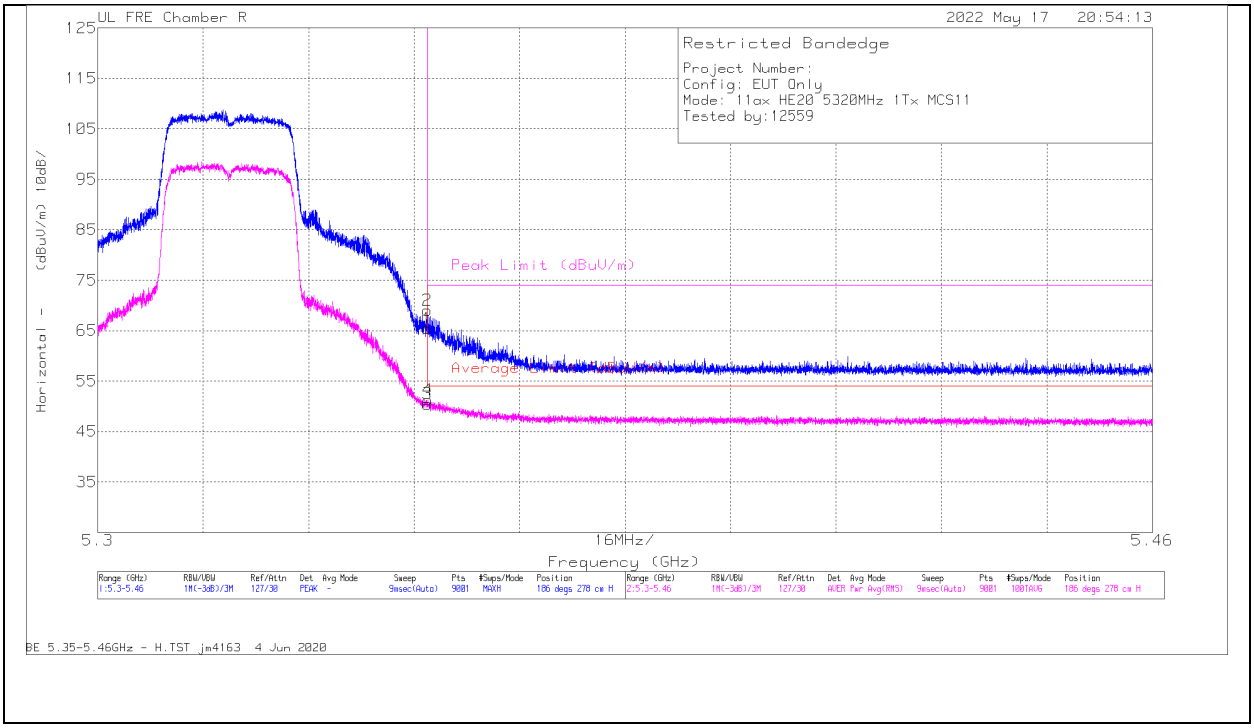

Marker	Frequency (GHz)	Meter Reading (dBuV)	Det	200785 ACF (dB)	Amp/Cbl/Fltr/Pad (dB)	DC Corr (dB)	Corrected Reading (dBuV/m)	Average Limit (dBuV/m)	Margin (dB)	Peak Limit (dBuV/m)	PK Margin (dB)	Azimuth (Degs)	Height (cm)	Polarity
1	* 5.35	62.69	Pk	34.7	-32	0	65.39	-	-	74	-8.61	186	278	H
2	* 5.350027	66.39	Pk	34.7	-32	0	69.09	-	-	74	-4.91	186	278	H
3	* 5.35	47.16	RMS	34.7	-32	.62	50.48	54	-3.52	-	-	186	278	H
4	* 5.350063	47.96	RMS	34.7	-32	.62	51.28	54	-2.72	-	-	186	278	H

* - indicates frequency in CFR47 Pt 15 / IC RSS-Restricted Band
Pk - Peak detector
RMS - RMS detection

UL LLC.
47173 Benicia Street, Fremont, CA 94538; USA. TEL:(510) 319-4000 FAX:(510) 661-0888
This report shall not be reproduced except in full, without the written approval of UL LLC.

VERTICAL RESULT

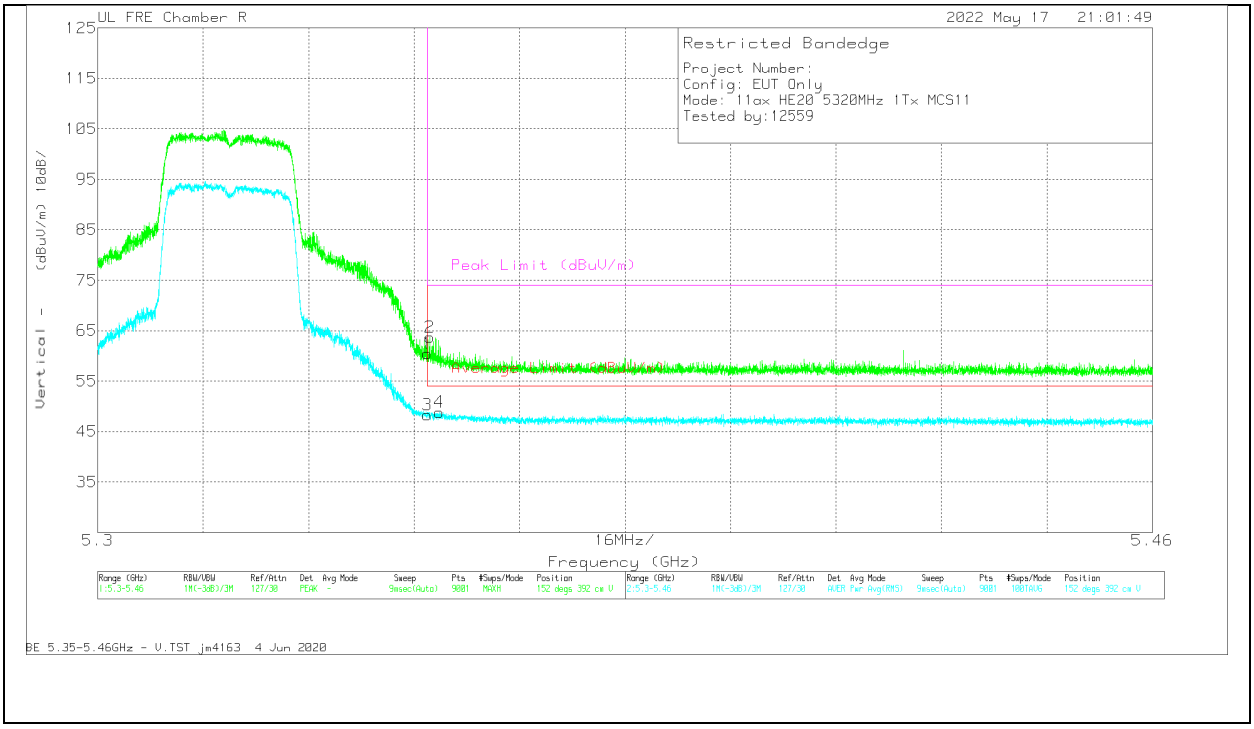

Marker	Frequency (GHz)	Meter Reading (dBuV)	Det	200785 ACF (dB)	Amp/Cbl/Fltr/Pad (dB)	DC Corr (dB)	Corrected Reading (dBuV/m)	Average Limit (dBuV/m)	Margin (dB)	Peak Limit (dBuV/m)	PK Margin (dB)	Azimuth (Degs)	Height (cm)	Polarity
1	* 5.35	57.81	Pk	34.7	-32	0	60.51	-	-	74	-13.49	152	392	V
2	* 5.350383	60.95	Pk	34.7	-32	0	63.65	-	-	74	-10.35	152	392	V
3	* 5.35	44.96	RMS	34.7	-32	.62	48.28	54	-5.72	-	-	152	392	V
4	* 5.351823	45.54	RMS	34.7	-32	.62	48.86	54	-5.14	-	-	152	392	V

* - indicates frequency in CFR47 Pt 15 / IC RSS-Restricted Band
Pk - Peak detector
RMS - RMS detection

UL LLC.
47173 Benicia Street, Fremont, CA 94538; USA. TEL:(510) 319-4000 FAX:(510) 661-0888
This report shall not be reproduced except in full, without the written approval of UL LLC.