TEST REPORT

Report Number: 14040868-E2V3

Applicant : APPLE, INC.
1 APPLE PARK WAY
CUPERTINO, CA 95014, U.S.A

Model : A2632 (Parent Model, Full Test)
A2885, A2886, A2887, A2888 (Variant Models)

FCC ID : BCG-E8139A (Parent Model)
BCG-E8146A, BCG-E8147A, BCG-E8148A
(Variant Models)

IC : 579C-E8139A (Parent Model)
579C-E8146A, 579C-E8147A, 579C-E8148A
(Variant Models)

EUT Description : SMARTPHONE

Test Standard(s) : FCC 47 CFR PART 15 SUBPART C
ISED RSS-247 ISSUE 2
ISED RSS-GEN ISSUE 5 + A1 + A2

Date Of Issue:
2022/08/10

Prepared by:
UL LLC
47173 Benicia Street
Fremont, CA 94538 U.S.A.
TEL: (510) 319-4000
FAX: (510) 661-0888

ACCREDITED
CERT #0751.05

REPORT REVISION HISTORY

Rev.	Issue Date	Revisions	Revised By
V1	2022/07/25	Initial Issue	Francisco deAnda
V2	2022/08/02	Address TCB's questions on page 26, 27, 28, 29 & 81	Chin Pang
V3	2022/08/10	Address TCB's Question on Section 10	Chin Pang

UL LLC.
47173 Benicia Street, Fremont, CA 94538; USA. TEL:(510) 319-4000 FAX:(510) 661-0888

This report shall not be reproduced except in full, without the written approval of UL LLC.

TABLE OF CONTENTS

1. ATTESTATION OF TEST RESULTS 5

2. TEST SUMMARY 7

3. TEST METHODOLOGY 7

4. FACILITIES AND ACCREDITATION 7

5. DECISION RULES AND MEASUREMENT UNCERTAINTY 8

5.1. METROLOGICAL TRACEABILITY 8

5.2. DECISION RULES 8

5.3. MEASUREMENT UNCERTAINTY 8

5.4. SAMPLE CALCULATION 8

6. EQUIPMENT UNDER TEST 9

6.1. EUT DESCRIPTION 9

6.2. MAXIMUM OUTPUT POWER 9

6.3. DESCRIPTION OF AVAILABLE ANTENNAS 10

6.4. SOFTWARE AND FIRMWARE 10

6.5. WORST-CASE CONFIGURATION AND MODE 10

6.6. DESCRIPTION OF TEST SETUP 11

7. MEASUREMENT METHOD 14

8. TEST AND MEASUREMENT EQUIPMENT 15

9. ANTENNA PORT TEST RESULTS 16

9.1. ON TIME AND DUTY CYCLE 16

9.2. 99% BANDWIDTH 18

9.2.1. HIGH POWER BLE (1Mbps) 19
9.2.2. HIGH POWER BLE TXBF (1Mbps) 20
9.2.3. HIGH POWER BLE (2Mbps) 21
9.2.4. HIGH POWER BLE TXBF (2Mbps) 22

9.3. 6 dB BANDWIDTH 23

9.3.1. HIGH POWER BLE (1Mbps) 24
9.3.2. HIGH POWER BLE TXBF (1Mbps) 25

9.4. OUTPUT POWER 26

9.4.1. HIGH POWER BLE (1Mbps) 27
9.4.2. HIGH POWER BLE TXBF (1Mbps) 27
9.4.3. HIGH POWER BLE (2Mbps) 28
9.4.4. HIGH POWER BLE TXBF (2Mbps) 28
9.4.5. LOW POWER BLE (1Mbps) 29
9.4.6. LOW POWER BLE TXBF (1Mbps) 29
9.4.7. LOW POWER BLE (2Mbps) 30

UL LLC.
47173 Benicia Street, Fremont, CA 94538; USA. TEL:(510) 319-4000 FAX:(510) 661-0888
This report shall not be reproduced except in full, without the written approval of UL LLC.

9.4.8. LOW POWER BLE TXBF (2Mbps) 30

9.5. AVERAGE POWER 31
9.5.1. HIGH POWER BLE (1Mbps)....32
9.5.2. HIGH POWER BLE TXBF (1Mbps)....32
9.5.3. HIGH POWER BLE (2Mbps)....33
9.5.4. HIGH POWER BLE TXBF (2Mbps)....33
9.5.5. LOW POWER BLE (1Mbps) 34
9.5.6. LOW POWER BLE TXBF (1Mbps) 34
9.5.7. LOW POWER BLE (2Mbps) 35
9.5.8. LOW POWER BLE TXBF (2Mbps) 35

9.6. POWER SPECTRAL DENSITY 36
9.6.1. HIGH POWER BLE (1Mbps)....37
9.6.2. HIGH POWER BLE TXBF (1Mbps)....38
9.6.3. HIGH POWER BLE (2Mbps)....39
9.6.4. HIGH POWER BLE TXBF (2Mbps)....40

9.7. CONDUCTED SPURIOUS EMISSIONS 41
9.7.1. HIGH POWER BLE (1Mbps)....42
9.7.2. HIGH POWER BLE TXBF (1Mbps)....44
9.7.3. HIGH POWER BLE (2Mbps)....46
9.7.4. HIGH POWER BLE TXBF (2Mbps)....48
9.7.5. LOW POWER BLE (1Mbps) 50
9.7.6. LOW POWER BLE TXBF (1Mbps) 52
9.7.7. LOW POWER BLE (2Mbps) 54
9.7.8. LOW POWER BLE TXBF (2Mbps) 56

10. RADIATED TEST RESULTS 58

10.1. LIMITS AND PROCEDURE....58

10.2. TRANSMITTER ABOVE 1 GHz....60
10.2.1. HIGH POWER BLE (1Mbps) 60
10.2.2. HIGH POWER BLE TXBF (1Mbps) 68
10.2.3. HIGH POWER BLE (2Mbps) 72
10.2.4. HIGH POWER BLE TXBF (2Mbps) 80
10.2.5. LOW POWER BLE (1Mbps)....84
10.2.6. LOW POWER BLE TXBF (1Mbps)....92
10.2.7. LOW POWER BLE (2Mbps)....96
10.2.8. LOW POWER BLE TXBF (2Mbps)....104
10.2.9. HARMONICS AND SPURIOUS EMISSIONS....108

10.3. WORST CASE BELOW 1 GHZ 114

10.4. WORST CASE 18-26GHZ....116

11. AC POWER LINE CONDUCTED EMISSIONS 117

11.1. AC Power Line With AC/DC Adapter 118

11.2. AC Power Line With Laptop....120

12. SETUP PHOTOS 122

UL LLC.
47173 Benicia Street, Fremont, CA 94538; USA. TEL:(510) 319-4000 FAX:(510) 661-0888
This report shall not be reproduced except in full, without the written approval of UL LLC.

1. ATTESTATION OF TEST RESULTS

COMPANY NAME: APPLE INC.
1 APPLE PARK WAY
CUPERTINO, CA 95014, U.S.A

EUT DESCRIPTION: SMARTPHONE

MODEL: A2632 (Parent Model, Full Test)
A2885, A2886, A2887, A2888 (Variant Models)

BRAND: APPLE

FCC ID: BCG-E8139A (Parent Model)
BCG-E8146A, BCG-E8147A, BCG-E8148A (Variant Models)

IC ID: 579C-E8139A (Parent Model)
579C-E8146A, 579C-E8147A, 579C-E8148A (Variant Models)

SERIAL NUMBER: XW0VV55QG3 (Conducted), KCF16NH2M0 (Radiated)

SAMPLE RECEIPT DATE: MARCH 18, 2022

DATE TESTED: MARCH 29 – JULY 19, 2022

APPLICABLE STANDARDS	
STANDARD	**TEST RESULTS**
CFR 47 Part 15 Subpart C	Complies
ISED RSS-247 Issue 2	Complies
ISED RSS-GEN Issue 5 + A1 + A2	Complies

UL LLC tested the above equipment in accordance with the requirements set forth in the above standards. The test results show that the equipment tested is capable of demonstrating compliance with the requirements as documented in this report.

The results documented in this report apply only to the tested sample, under the conditions and modes of operation as described herein. It is the manufacturer's responsibility to assure that additional production units of this model are manufactured with identical electrical and mechanical components. All samples tested were in good operating condition throughout the entire test program. Measurement Uncertainties are published for informational purposes only and were not taken into account unless noted otherwise.

This document may not be altered or revised in any way unless done so by UL LLC and all revisions are duly noted in the revisions section. Any alteration of this document not carried out by UL LLC will constitute fraud and shall nullify the document. This report must not be used by the client to claim product certification, approval, or endorsement by A2LA, NIST, any agency of the Federal Government, or any agency of the U.S. government.

UL LLC.
47173 Benicia Street, Fremont, CA 94538; USA. TEL:(510) 319-4000 FAX:(510) 661-0888
This report shall not be reproduced except in full, without the written approval of UL LLC.

Approved & Released For
UL LLC By:

Francisco de Anda
Staff Engineer
Consumer Technology Division
UL LLC

Prepared By:

Chris Xing
Test Engineer
Consumer Technology Division
UL LLC

UL LLC.
47173 Benicia Street, Fremont, CA 94538; USA. TEL:(510) 319-4000 FAX:(510) 661-0888
This report shall not be reproduced except in full, without the written approval of UL LLC.

2. TEST SUMMARY

FCC Clause	ISED Clause	Requirement	Result	Comment
See Comment		Duty Cycle	Reporting purposes only	ANSI C63.10 Section 11.6.
-	RSS-GEN 6.7	99% OBW	Reporting purposes only	ANSI C63.10 Section 6.9.3.
15.247 (a) (2)	RSS-247 5.2 (a)	6dB BW	Complies	None.
15.247 (b) (3)	RSS-247 5.4 (d)	Output Power	Complies	None.
See Comment		Average power	Reporting purposes only	Per ANSI C63.10, Section 11.9.2.3.2.
15.247 (e)	RSS-247 5.2 (b)	PSD	Complies	None.
15.247 (d)	RSS-247 5.5	Conducted Spurious Emissions	Complies	None.
15.209, 15.205	RSS-GEN 8.9, 8.10	Radiated Emissions	Complies	None.
15.207	RSS-Gen 8.8	AC Mains Conducted Emissions	Complies	None.

3. TEST METHODOLOGY

The tests documented in this report were performed in accordance with FCC CFR 47 Part 2, FCC CFR 47 Part 15, ANSI C63.10-2013, KDB 558074 D01 15.247 Meas Guidance v05r02, KDB 414788 D01 Radiated Test Site v01r01, KDB 662911, RSS-GEN Issue 5 + A1 + A2, and RSS-247 Issue 2.

4. FACILITIES AND ACCREDITATION

UL LLC is accredited by A2LA, certification #0751.05, for all testing performed within the scope of this report. Testing was performed at the locations noted below.

Location	Address	ISED CABID	ISED Company Number	FCC Registration
☐	Building 1: 47173 Benicia Street, Fremont, CA 94538, USA	US0104	2324A	550739
☒	Building 2: 47266 Benicia Street, Fremont, CA 94538, USA	US0104	22541	550739
☒	Building 4: 47658 Kato Rd, Fremont, CA 94538, USA	US0104	2324B	550739

UL LLC.
47173 Benicia Street, Fremont, CA 94538; USA. TEL:(510) 319-4000 FAX:(510) 661-0888
This report shall not be reproduced except in full, without the written approval of UL LLC.

5. DECISION RULES AND MEASUREMENT UNCERTAINTY

5.1. METROLOGICAL TRACEABILITY

All test and measuring equipment utilized to perform the tests documented in this report are calibrated on a regular basis, with a maximum time between calibrations of one year or the manufacturers' recommendation, whichever is less, and where applicable is traceable to recognized national standards.

5.2. DECISION RULES

The Decision Rule is based on Simple Acceptance in accordance with ISO Guide 98-4:2012 Clause 8.2. (Measurement uncertainty is not taken into account when stating conformity with a specified requirement.)

5.3. MEASUREMENT UNCERTAINTY

Where relevant, the following measurement uncertainty levels have been estimated for tests performed on the apparatus:

PARAMETER	U_{Lab}
Worst Case Conducted Disturbance, 9KHz to 0.15 MHz	3.78 dB
Worst Case Conducted Disturbance, 0.15 to 30 MHz	3.40 dB
Worst Case Radiated Disturbance, 9KHz to 30 MHz	2.87 dB
Worst Case Radiated Disturbance, 30 to 1000 MHz	6.01 dB
Worst Case Radiated Disturbance, 1000 to 18000 MHz	4.73 dB
Worst Case Radiated Disturbance, 18000 to 26000 MHz	4.51 dB
Worst Case Radiated Disturbance, 26000 to 40000 MHz	5.29 dB

Uncertainty figures are valid to a confidence level of 95%.

5.4. SAMPLE CALCULATION

RADIATED EMISSIONS

Where relevant, the following sample calculation is provided:
Field Strength (dBuV/m) = Measured Voltage (dBuV) + Antenna Factor (dB/m) + Cable Loss (dB) – Preamp Gain (dB)
36.5 dBuV + 18.7 dB/m + 0.6 dB – 26.9 dB = 28.9 dBuV/m

MAINS CONDUCTED EMISSIONS

Where relevant, the following sample calculation is provided:
Final Voltage (dBuV) = Measured Voltage (dBuV) + Cable Loss (dB) + Limiter Factor (dB) + LISN Insertion Loss.
36.5 dBuV + 0 dB +10.1 dB+ 0 dB = 46.6 dBuV

UL LLC.
47173 Benicia Street, Fremont, CA 94538; USA. TEL:(510) 319-4000 FAX:(510) 661-0888
This report shall not be reproduced except in full, without the written approval of UL LLC.

6. EQUIPMENT UNDER TEST

6.1. EUT DESCRIPTION

The Apple iPhone is a smartphone with multimedia functions (music, application support, and video), cellular GSM, GPRS, EGPRS, UMTS, LTE, 5G, IEEE 802.11a/b/g/n/ac/ax, Bluetooth, Ultra-Wideband, GPS, NFC and MSS. All models except reference model support at least one UICC based SIM. The second SIM is either an UICC based p-SIM (physical SIM) or e-SIM (electronic SIM). The device supports a built-in inductive charging transmitter and receiver. The rechargeable battery is not user accessible.

Testing was performed on the parent model and is used to support the application for the parent and variants identified in this report based on the test plan submitted and approved via KDB inquiry by the FCC and by ISED-Canada.

Parent Model: A2632, FCC ID: BCG-E8139A, IC: 579C-E8139A

Variant Models: A2885, FCC ID: BCG-E8146A, IC: 579C-E8146A
A2886; FCC ID: BCG-E8147A, IC: 579C-E8147A
A2887 & A2888, FCC ID: BCG-E8148A, IC: 579C-E8148A

6.2. MAXIMUM OUTPUT POWER

The transmitter has a maximum peak conducted output power as follows:

Antenna	Frequency Range (MHz)	Mode	Configuration	Output Power (dBm)	Output Power (mW)
ANT 4	2402 - 2480	BLE 1M	High Power	20.01	100.23
			Low Power	10.96	12.47
	2404 - 2478	BLE 2M	High Power	20.59	114.55
			Low Power	11.58	14.39
ANT 3	2402 - 2480	BLE 1M	High Power	20.02	100.46
			Low Power	10.94	12.42
	2404 - 2478	BLE 2M	High Power	20.58	114.29
			Low Power	11.57	14.35
Beamforming, ANT 4 + ANT 3	2402 - 2480	BLE 1M	High Power	20.02	100.46
			Low Power	14.03	25.29
	2404 - 2478	BLE 2M	High Power	20.62	115.35
			Low Power	14.61	28.91

UL LLC.
47173 Benicia Street, Fremont, CA 94538; USA. TEL:(510) 319-4000 FAX:(510) 661-0888
This report shall not be reproduced except in full, without the written approval of UL LLC.

6.3. DESCRIPTION OF AVAILABLE ANTENNAS

The antenna(s) gain, as provided by the manufacturer' are as follows:

Frequency Range (GHz)	ANT 4 (dBi)	ANT 3 (dBi)
2.4	-2.3	-1.9

6.4. SOFTWARE AND FIRMWARE

The EUT firmware version installed during testing was 20.1.467.5699.

6.5. WORST-CASE CONFIGURATION AND MODE

The EUT was investigated in three orthogonal orientations X, Y and Z on ANT 4, ANT 3 and 2TX beamforming. It was determined that X (Flatbed) orientation was the worst-case orientation for ANT 4, ANT 3 and beamforming 2TX.

Radiated band edge, harmonic, and spurious emissions from 1GHz to 18GHz were performed with the EUT was set to transmit at highest power on Low/Middle/High channels.

Baseline investigation on high power TXBF BLE1M and BLE2M harmonic spurious between 1-18GHz to determine the worst case and results showed BLE1M was the worst case. Therefore, High Power Beamforming BLE 1Mbps mode is set to maximum power per chain to cover both SISO and MIMO modes to complies with radiated spurious emissions limits in the restricted bands between 1GHz and 18GHz low/mid/high channel (except the band edge).

Radiated emissions below 30MHz, below 1GHz, 18-26GHz and power line conducted emissions were performed with the EUT transmits at the channel with the highest output power as worst-case scenario. There were no emissions found below 30MHz within 20dB of the limit.

For below 1GHz tests were performed with EUT connected to AC power adapter as the worst case; and for above 1GHz, the worst-case configuration reported was tested with EUT only. For AC line conducted emission, test was investigated with AC power adapter and with laptop.

For simultaneous transmission of multiple channels in the 2.4GHz BLE and 5GHz bands. No noticeable emission was found.

There are three vendors of the Wi-Fi/Bluetooth radio modules: variant 1, 2 and 3.. The WiFi/BT radio modules have the same mechanical outline (e.g., the same package dimension and pin-out layout), use the same on-board antenna matching circuit, have an identical antenna structure, and are built and tested to conform to the same specifications and to operate within the same tolerances.

Baseline testing was performed on the three variants to determine the worst case on all conducted power and radiated emissions.

UL LLC.
47173 Benicia Street, Fremont, CA 94538; USA. TEL:(510) 319-4000 FAX:(510) 661-0888
This report shall not be reproduced except in full, without the written approval of UL LLC.

6.6. DESCRIPTION OF TEST SETUP

SUPPORT TEST EQUIPMENT						
Description		**Manufacturer**	**Model**	**Serial Number**		**FCC ID/ DoC**
Laptop		Apple	Macbook Pro	C02VD7SAHV22		BCGA1708
Laptop AC/DC adapter		Liteon Technology	A1424	NSW25679		DoC
EUT AC/DC adapter		Apple	A1720	C3D8417A7R93KVPA8		DoC
I/O CABLES (RF CONDUCTED TEST)						
Cable No.	**Port**	**# of Identical Ports**	**Connector Type**	**Cable Type**	**Cable Length (m)**	**Remarks**
1	Antenna	1	SMA	Un-shielded	0.2	To spectrum Analyzer
2	USB	1	USB	Shielded	1.0	N/A
3	AC	1	AC	Un-shielded	2	N/A
I/O CABLES (RF RADIATED AND AC LINE CONDUCTED TEST)						
Cable No.	**Port**	**# of Identical Ports**	**Connector Type**	**Cable Type**	**Cable Length (m)**	**Remarks**
1	AC	1	AC	Un-shielded	2	N/A
2	USB	1	USB	shielded	1	N/A

TEST SETUP

The EUT setup is shown as below. Test software exercised the radio card.

UL LLC.
47173 Benicia Street, Fremont, CA 94538; USA. TEL:(510) 319-4000 FAX:(510) 661-0888
This report shall not be reproduced except in full, without the written approval of UL LLC.

SETUP DIAGRAM FOR CONDUCTED TESTS

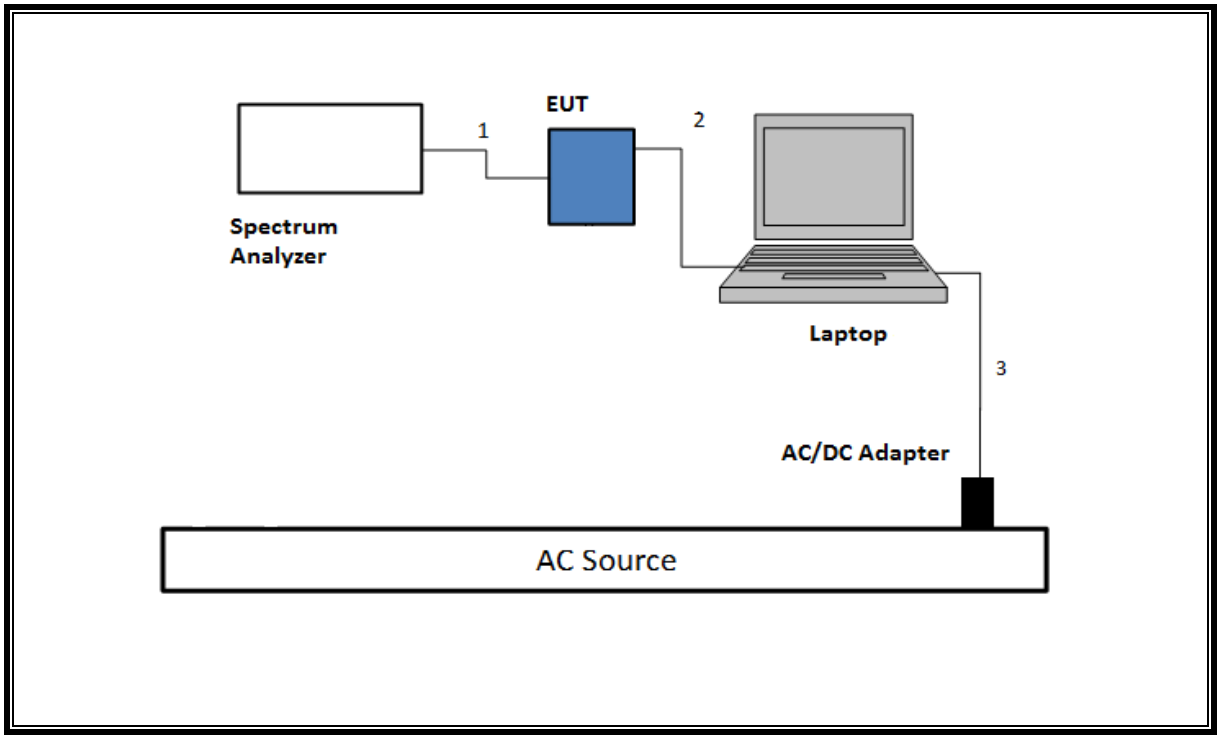

SETUP DIAGRAM FOR RADIATED TESTS Above 1 GHz

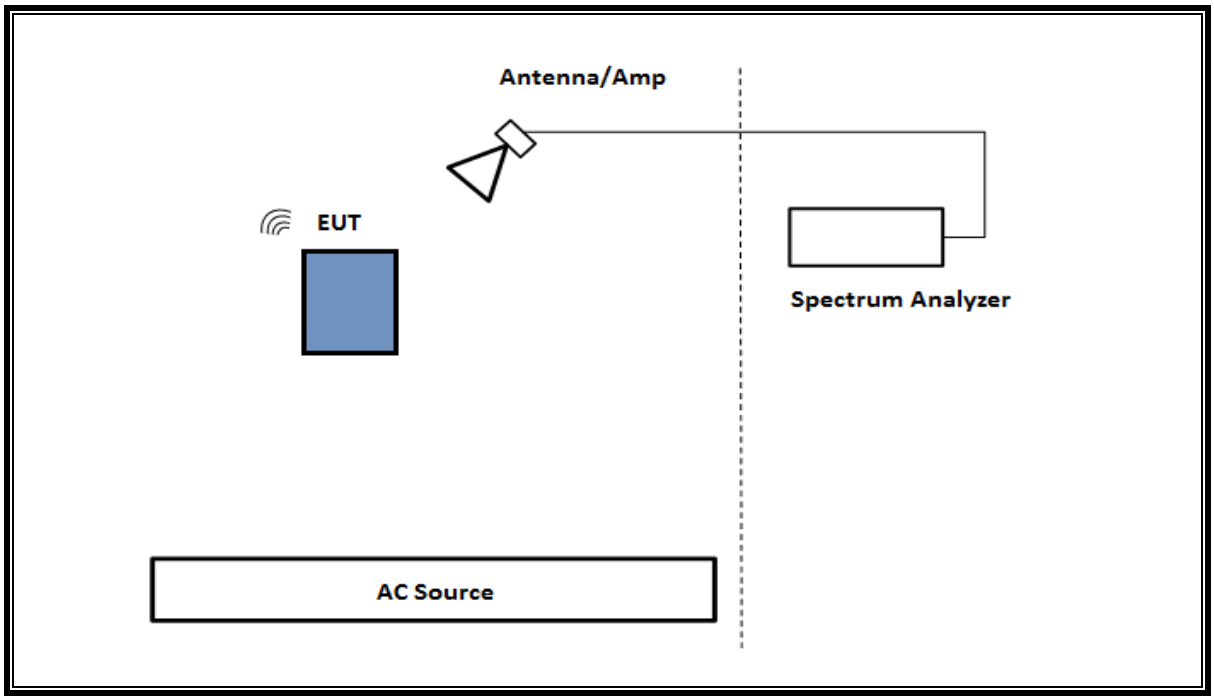

UL LLC.
47173 Benicia Street, Fremont, CA 94538; USA. TEL:(510) 319-4000 FAX:(510) 661-0888
This report shall not be reproduced except in full, without the written approval of UL LLC.

SETUP DIAGRAM FOR Below 1GHz and AC LINE CONDUCTED TEST

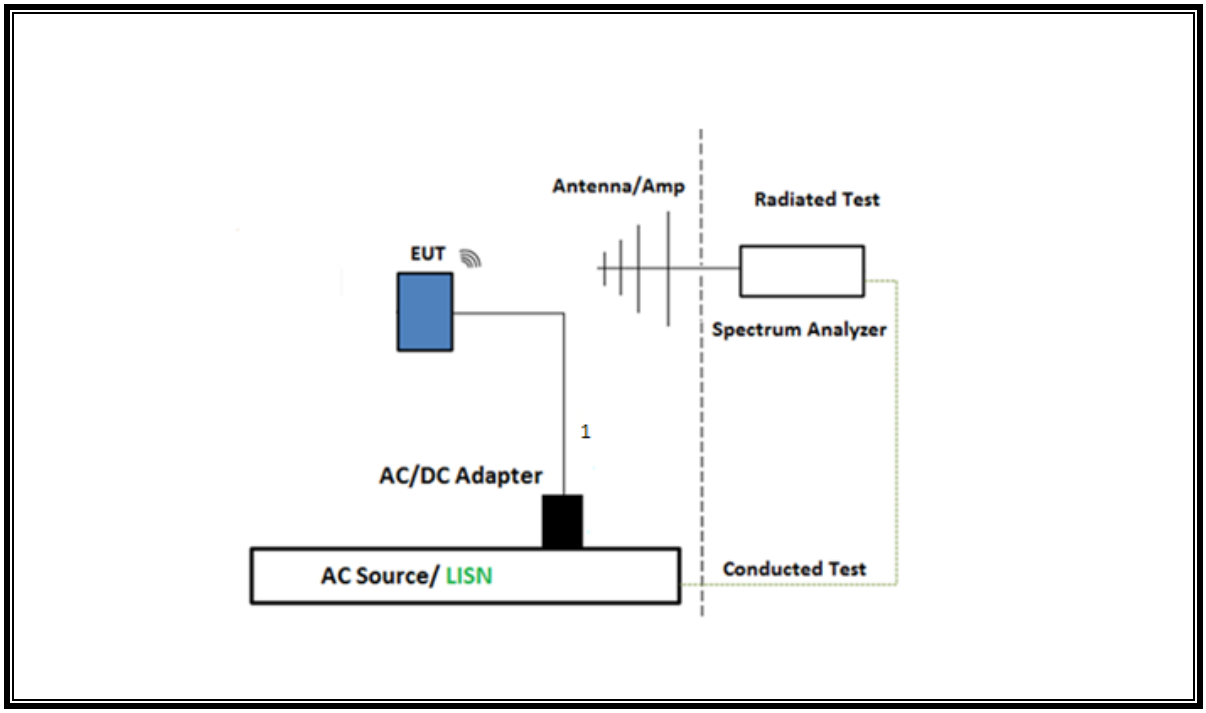

TEST SETUP- AC LINE CONDUCTED: LAPTOP CONFIGURATION

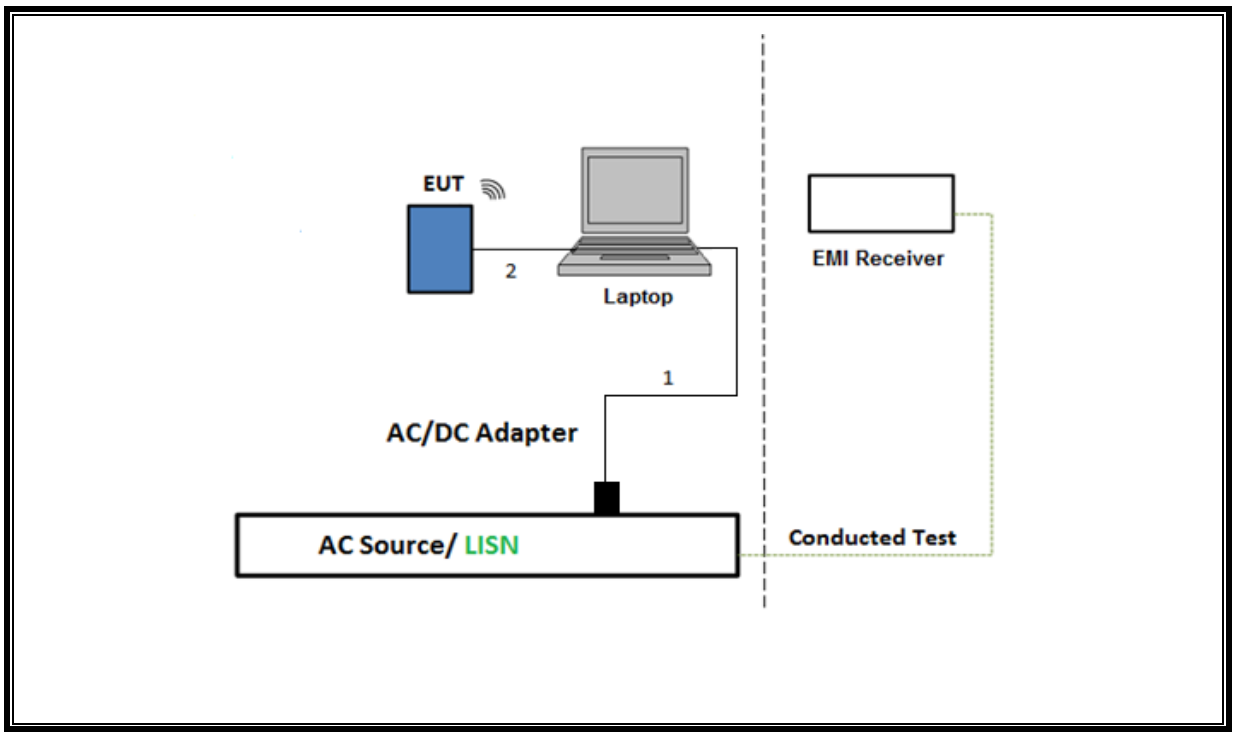

UL LLC.
47173 Benicia Street, Fremont, CA 94538; USA. TEL:(510) 319-4000 FAX:(510) 661-0888
This report shall not be reproduced except in full, without the written approval of UL LLC.

7. MEASUREMENT METHOD

Test Item	Test Method
On Time and Duty Cycle	• KDB 558074 D01 v05r02, Section 6.
6dB Bandwidth	• ANSI C63.10 Subclause -11.8.1 RBW ≥ DTS BW
Occupied Bandwidth (99%)	• ANSI C63.10-2013 Section 6.9.3
Output Power	• ANSI C63.10 Subclause -11.9.1.3 Method PKPM1 Peak-reading power meter • ANSI C63.10 Subclause -11.9.2.3.2 Measurement using gated average power meter
Power Spectral Density	• ANSI C63.10 Subclause -11.10.2 • Method PKPSD (Peak PSD)
Radiated Emissions in Restricted Frequency Bands	• ANSI C63.10 Subclause -11.12.1 & Clause 13
Conducted Emissions in Restricted Frequency Bands	• ANSI C63.10 Subclause -11.12.2
Band-Edge	• ANSI C63.10 Subclause -11.13.3.2 & Clause 13: Integration method - Peak detection • ANSI C63.10 Subclause -11.13.3.3 & Clause 13: Integration method -Trace averaging with continuous transmission at full power
AC Power Line Conducted Emissions	• ANSI C63.10-2013, Section 6.2.
Radiated Emissions in Non-Restricted Bands	• ANSI C63.10 Subclause -11.11 & Clause 13
Radiated Spurious Emissions Below 30MHz	• ANSI C63.10-2013 Section 6.4 & 13
AC Power Line Conducted Emissions	• ANSI C63.10-2013, Subclause 6.2

NOTE: All conducted antenna port tests for Beamforming applied the same test procedures as BLE 1Mbps and BLE 2Mbps normal modes.

UL LLC.
47173 Benicia Street, Fremont, CA 94538; USA. TEL:(510) 319-4000 FAX:(510) 661-0888
This report shall not be reproduced except in full, without the written approval of UL LLC.

8. TEST AND MEASUREMENT EQUIPMENT

The following test and measurement equipment was utilized for the tests documented in this report:

Description	Manufacturer	Model	ID Num	Cal Due	Last Cal
Antenna, Horn 1-18GHz	ETS-Lindgren	3117	200895	10/13/2022	10/13/2021
EMI Receiver	Rohde & Schwarz	ESW44	201498	02/20/2023	02/20/2022
RF Filter 1-18GHz	UL-FR1	SAC 6 port rf box	203957	02/12/2023	02/12/2022
*Antenna, Horn 1-18GHz	ETS Lindgren	3117	T120	04/07/2022	04/07/2021
RF Filter Box	UL-FR1	NA	173233	10/23/2022	10/23/2021
EMI Test Receiver	Rohde & Schwarz	ESW44	191429	02/20/2023	02/20/2022
Spectrum Analyzer, PXA 3Hz to 44GHz	Keysight	N9030A	80396	02/01/2023	02/01/2022
Antenna, Horn 1-18GHz	ETS Lindgren	3117	200897	02/24/2023	02/24/2022
RF Filter Box, 1-18GHz	UL-FR1	NA	PRE0183530	11/17/2022	11/17/2021
Spectrum Analyzer, PXA 3Hz to 44GHz	Keysight	N9030A	125188	01/30/2023	01/30/2021
Antenna, Horn 1-18GHz	ETS-Lindgren	3117	200785	10/13/2022	10/13/2021
RF Filter Box, 1-18GHz	UL-FR1	NA	207182	02/11/2023	02/11/2022
EMI Receiver	Rohde & Schwarz	ESW44	201499	02/17/2023	02/17/2022
Antenna, Horn 1-18GHz	ETS Lindgren	3117	200786	02/24/2023	02/24/2022
EMI Test Receiver	Rohde & Schwarz	ESW44	191428	02/20/2023	02/20/2022
Antenna, BroadBand Hybrid, 30MHz to 3GHz	Sunol Sciences Corp.	JB3	202301	11/22/2022	11/22/2021
Amplifier, 9KHz to 1GHz, 32dB	SONOMA INSTRUMENT	310	202989	12/29/2022	12/29/2021
EMI Receiver	Rohde & Schwarz	ESW44	201502	02/22/2023	02/22/2022
*Antenna Horn, 18 to 26GHz	ARA	SWH-28	81139	05/25/2022	05/25/2021
Amplifier 18-26.5GHz, +5Vdc, 60dB min	AMPLICAL	AMP18G26.5-60	215705	02/26/2023	02/26/2022
Power Meter, P-series single channel	Keysight	N1911A	PRE0177682	01/24/2023	01/24/2022
Power Sensor	Keysight	N19**2**1A	90419	02/03/2023	02/03/2022
Antenna, Active Loop 9KHz to 30MHz	ETS-Lindgren	6502	T757	01/28/2023	01/28/2022
Spectrum Analyzer, PXA, 3Hz to 44GHz	Agilent (Keysight) Technologies	N9030A	90238	01/30/2023	01/30/2022

AC Line Conducted					
Description	**Manufacturer**	**Model**	**ID Num**	**Cal Due**	**Last Cal**
EMI Test Receiver 9kHz-7GHz	Rohde & Schwarz	ESR	T1436	02/21/2023	02/21/2022
Power Cable, Line Conducted Emissions	UL	PR1	T861	10/27/2022	10/27/2021
LISN for Conducted Emissions CISPR-16	FISCHER CUSTOM COMMUNICATIONS	FCC-LISN-50/250-25-2-01-480V	175765	01/26/2023	01/26/2022
UL AUTOMATION SOFTWARE					
Radiated Software	UL	UL EMC	Ver 9.5, Mar 6, 2020		
Conducted Software	UL	UL EMC	2020.2.26		
AC Line Conducted Software	UL	UL EMC	Ver 9.5, February 21, 2020		

*Testing is completed before equipment expiration date.

UL LLC.
47173 Benicia Street, Fremont, CA 94538; USA. TEL:(510) 319-4000 FAX:(510) 661-0888
This report shall not be reproduced except in full, without the written approval of UL LLC.

9. ANTENNA PORT TEST RESULTS

9.1. ON TIME AND DUTY CYCLE

LIMITS

None; for reporting purposes only.

PROCEDURE

KDB 558074 Zero-Span Spectrum Analyzer Method.

ON TIME AND DUTY CYCLE RESULTS

Mode	ON Time B (msec)	Period (msec)	Duty Cycle x (linear)	Duty Cycle (%)	Duty Cycle Correction Factor (dB)	1/B Minimum VBW (kHz)
2.4GHz Band						
BLE, 1Mbps	1.00	1.00	1.000	100.00%	0.00	0.010
BLE, 2Mbps	1.00	1.00	1.000	100.00%	0.00	0.010
BLE, TXBF, 1Mbps	1.00	1.00	1.000	100.00%	0.00	0.010
BLE, TXBF, 2Mbps	1.00	1.00	1.000	100.00%	0.00	0.010

UL LLC.
47173 Benicia Street, Fremont, CA 94538; USA. TEL:(510) 319-4000 FAX:(510) 661-0888
This report shall not be reproduced except in full, without the written approval of UL LLC.

DUTY CYCLE PLOTS

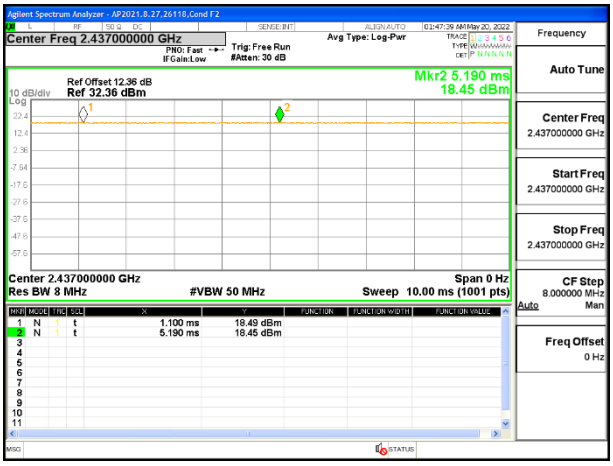

BLE 1Mbps

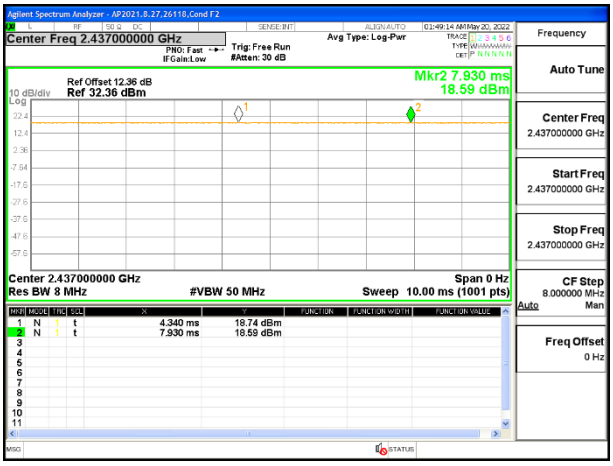

BLE 2Mbps

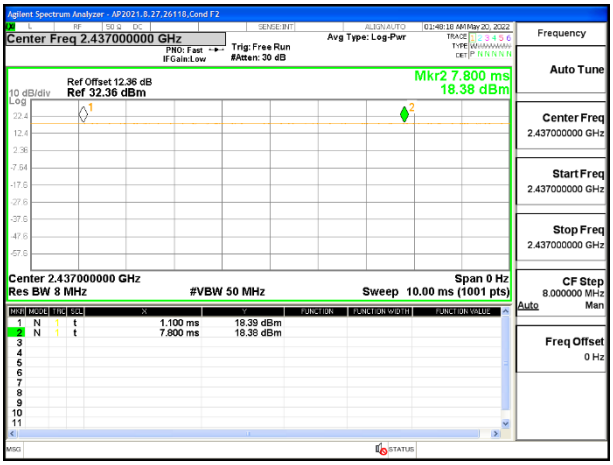

BLE TXBF 1Mbps

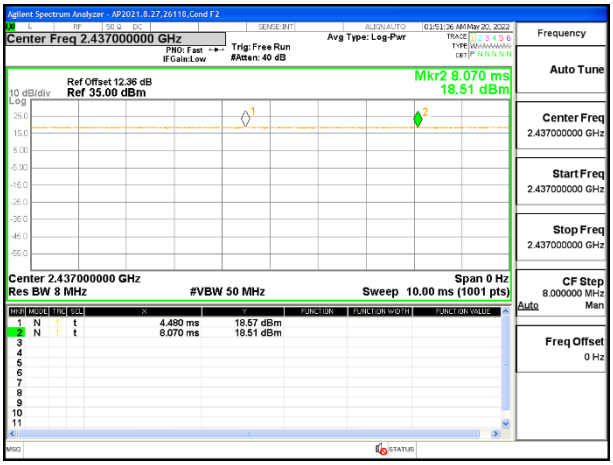

BLE TXBF 2Mbps

UL LLC.
47173 Benicia Street, Fremont, CA 94538; USA. TEL:(510) 319-4000 FAX:(510) 661-0888

This report shall not be reproduced except in full, without the written approval of UL LLC.

9.2. 99% BANDWIDTH

LIMITS

None; for reporting purposes only.

RESULTS

Only High Power modes result is reported, it covers all Low Power modes. Only Mid channel plot is reported to show setting parameter complies with testing method/procedure.

UL LLC.
47173 Benicia Street, Fremont, CA 94538; USA. TEL:(510) 319-4000 FAX:(510) 661-0888
This report shall not be reproduced except in full, without the written approval of UL LLC.

9.2.1. **HIGH POWER BLE (1Mbps)**

ANT 4

Channel	Frequency (MHz)	99% Bandwidth (MHz)
Low	2402	1.0438
Mid	2440	1.0412
High	2480	1.0440

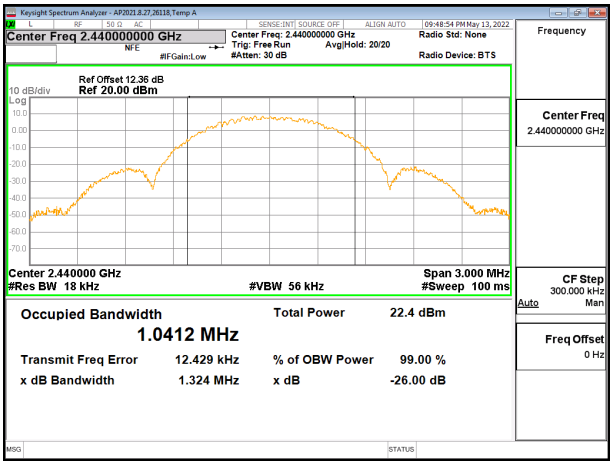

MID CHANNEL

ANT 3

Channel	Frequency (MHz)	99% Bandwidth (MHz)
Low	2402	1.0454
Mid	2440	1.0459
High	2480	1.0416

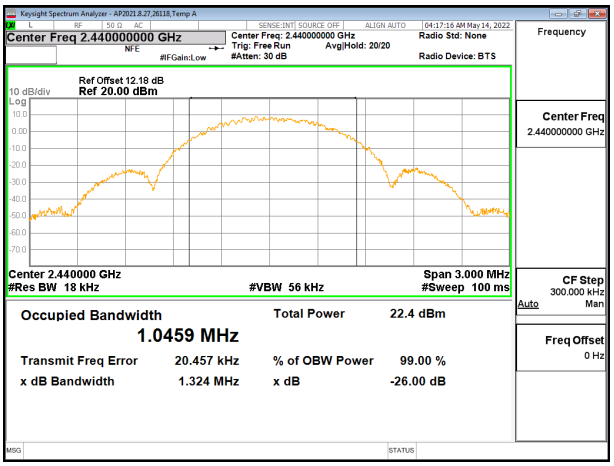

MID CHANNEL

UL LLC.
47173 Benicia Street, Fremont, CA 94538; USA. TEL:(510) 319-4000 FAX:(510) 661-0888
This report shall not be reproduced except in full, without the written approval of UL LLC.

9.2.2. **HIGH POWER BLE TXBF (1Mbps)**

Channel	Frequency (MHz)	99% Bandwidth (MHz) ANT 4	99% Bandwidth (MHz) ANT 3
Low	2402	1.0422	1.0415
Mid	2440	1.0454	1.0470
High	2480	1.0441	1.0428

Note: Test procedures and setting are same as BLE normal mode.

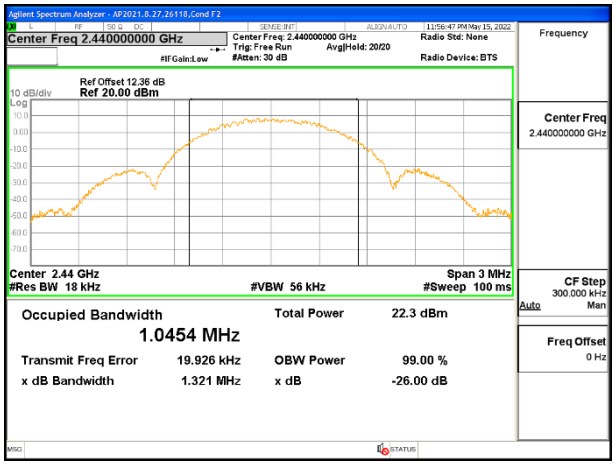

MID CHANNEL ANT 4

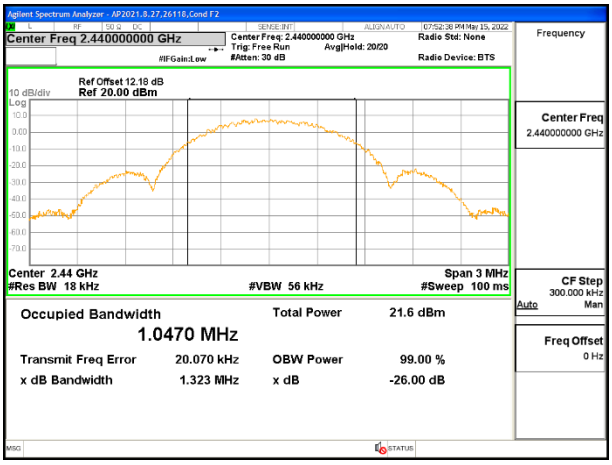

MID CHANNEL ANT 3

UL LLC.
47173 Benicia Street, Fremont, CA 94538; USA. TEL:(510) 319-4000 FAX:(510) 661-0888
This report shall not be reproduced except in full, without the written approval of UL LLC.

9.2.3. **HIGH POWER BLE (2Mbps)**

ANT 4

Channel	Frequency (MHz)	99% Bandwidth (MHz)
Low	2404	1.9098
Mid	2440	1.9152
High	2478	1.9180

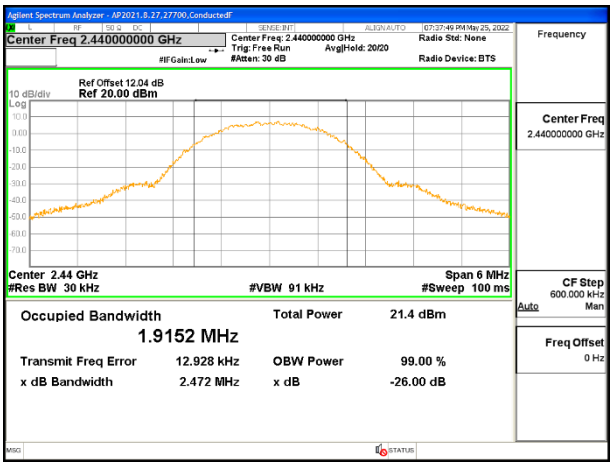

MID CHANNEL

ANT 3

Channel	Frequency (MHz)	99% Bandwidth (MHz)
Low	2404	1.8854
Mid	2440	1.8774
High	2478	1.8855

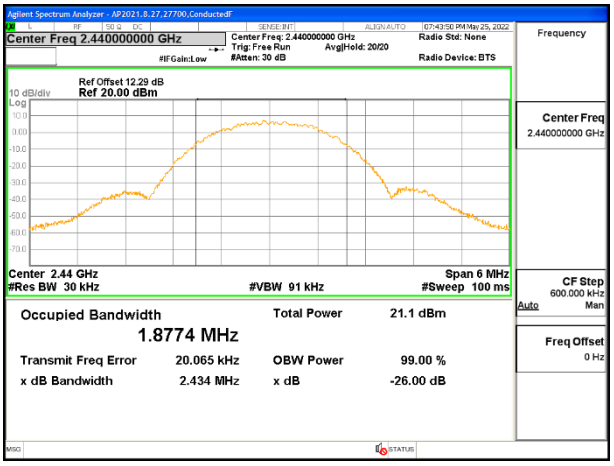

MID CHANNEL

UL LLC.
47173 Benicia Street, Fremont, CA 94538; USA. TEL:(510) 319-4000 FAX:(510) 661-0888
This report shall not be reproduced except in full, without the written approval of UL LLC.

9.2.4. **HIGH POWER BLE TXBF (2Mbps)**

Channel	Frequency (MHz)	99% Bandwidth (MHz) ANT 4	99% Bandwidth (MHz) ANT 3
Low	2404	1.8829	1.8770
Mid	2440	1.8836	1.8758
High	2478	1.8773	1.8760

Note: Test procedures and setting are same as BLE normal mode.

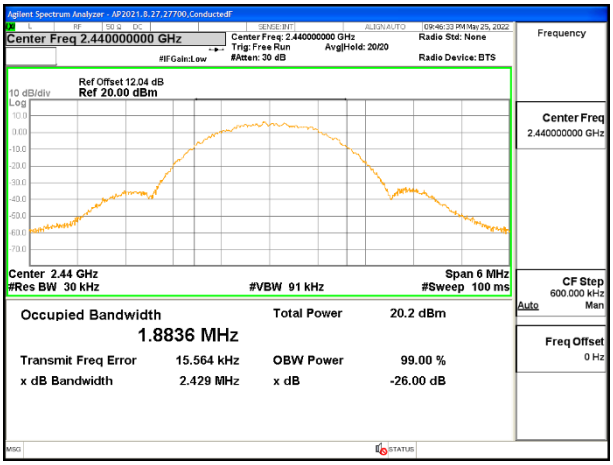

MID CHANNEL ANT 4

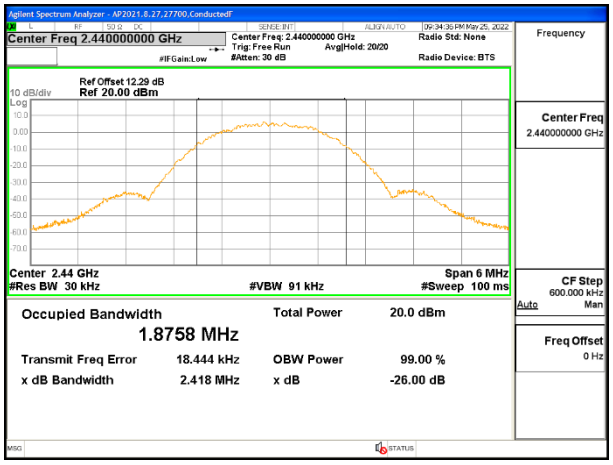

MID CHANNEL ANT 3

UL LLC.
47173 Benicia Street, Fremont, CA 94538; USA. TEL:(510) 319-4000 FAX:(510) 661-0888
This report shall not be reproduced except in full, without the written approval of UL LLC.

9.3. 6 dB BANDWIDTH

LIMITS

FCC §15.407 (e)

RSS-247 5.2 (a)

The minimum 6 dB bandwidth shall be at least 500 kHz.

RESULTS

The 6dB bandwidth was measured for the narrowest bandwidth mode, High Power 1Mbps, to demonstrate compliance with the minimum required bandwidth of 500 kHz. Other modes were not tested as their bandwidth is greater than the High Power 1Mbps mode, as demonstrated by the 99% bandwidth measurements performed on all modes.

Only Mid channel plot is reported to show setting parameter complies with testing method/procedure.

UL LLC.
47173 Benicia Street, Fremont, CA 94538; USA. TEL:(510) 319-4000 FAX:(510) 661-0888
This report shall not be reproduced except in full, without the written approval of UL LLC.

9.3.1. **HIGH POWER BLE (1Mbps)**

ANT 4

Channel	Frequency (MHz)	6 dB Bandwidth (MHz)	Minimum Limit (MHz)
Low	2402	.702	0.5
Middle	2440	.741	0.5
High	2480	.681	0.5

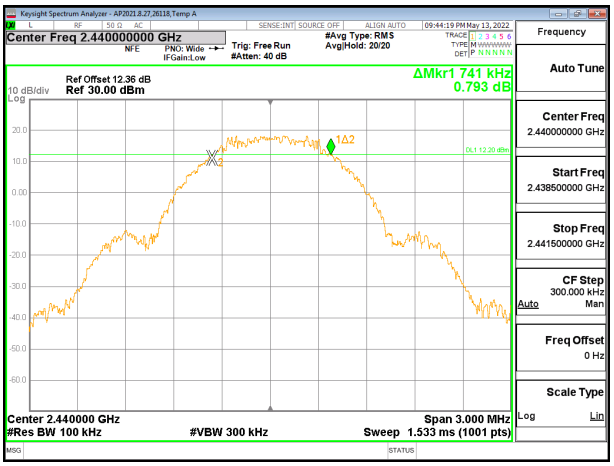

MID CHANNEL

ANT 3

Channel	Frequency (MHz)	6 dB Bandwidth (MHz)	Minimum Limit (MHz)
Low	2402	.732	0.5
Middle	2440	.708	0.5
High	2480	.690	0.5

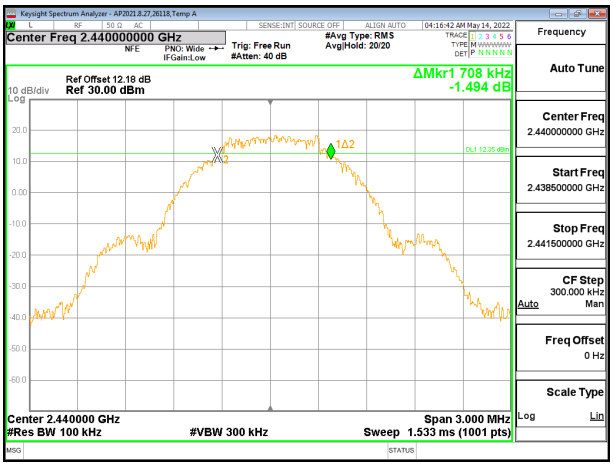

MID CHANNEL

UL LLC.
47173 Benicia Street, Fremont, CA 94538; USA. TEL:(510) 319-4000 FAX:(510) 661-0888
This report shall not be reproduced except in full, without the written approval of UL LLC.

9.3.2. **HIGH POWER BLE TXBF (1Mbps)**

Channel	Frequency (MHz)	6 dB Bandwidth (MHz) ANT 4	6 dB Bandwidth (MHz) ANT 3	Minimum Limit (MHz)
Low	2402	.660	.714	0.5
Mid	2440	.732	.744	0.5
High	2480	.693	.681	0.5

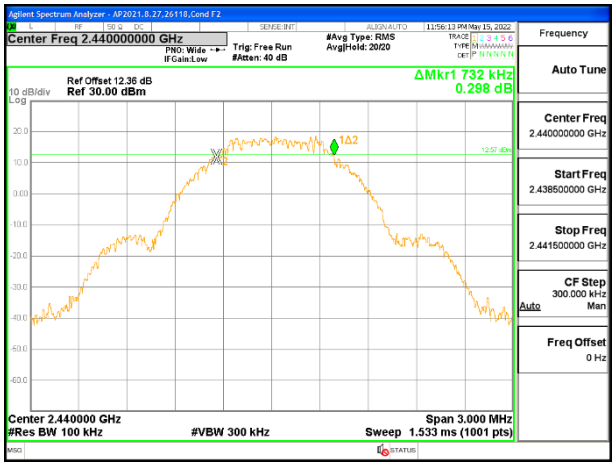

MID CHANNEL ANT 4

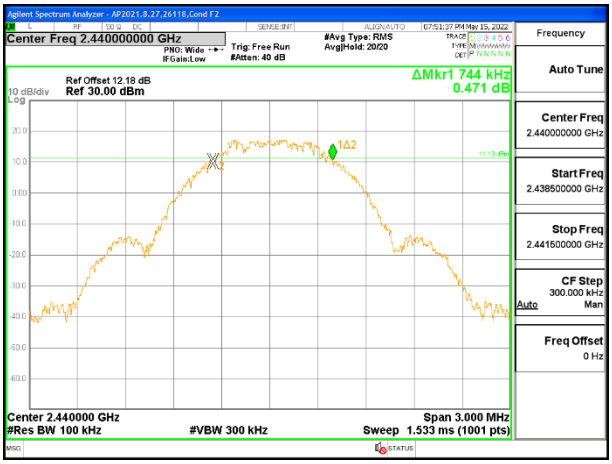

MID CHANNEL ANT 3

UL LLC.
47173 Benicia Street, Fremont, CA 94538; USA. TEL:(510) 319-4000 FAX:(510) 661-0888
This report shall not be reproduced except in full, without the written approval of UL LLC.

9.4. OUTPUT POWER

LIMITS

FCC §15.247 (b) (3)

RSS-247 5.4 (d)

The maximum antenna gain is less than or equal to 6 dBi, therefore the limit is 30 dBm.

TEST PROCEDURE

Measurements perform using a wideband RF power meter.

The power output was measured on the EUT antenna port using SMA cable with 10dB attenuator connected to a power meter. output power was read directly from the power meter.

DIRECTIONAL ANTENNA GAIN

For 1 TX:
There is only one transmitter output therefore the directional gain is equal to the antenna gain.

For 2TX:

Tx chains are correlated for power and PSDfor Beamforming mode.
The directional gains are as follows:

Band (GHz)	ANT 4 Gain (dBi)	ANT 3 Gain (dBi)	Uncorrelated Chains Directional Gain (dBi)	Correlated Chains Directional Gain (dBi)
2.4	-2.30	-1.90	-2.10	0.91

DIRECTIONAL GAIN CALCULATION:

ANSI C63.10-2013 section 14.4.3

Uncorrelated directional gain=10*LOG((10^(Ant1/10)+10^(Ant2/10))/2)
Correlated directional Gain=10*LOG(((10^(Ant1/20)+10^(Ant2/20))^2)/2)

Sample Calculation:

Ant1=-2.30 Ant2=-1.90

Uncorrelated Antenna gain=10log[(10^(-2.3/10)+10^(1.9/10))/2]=-2.10dBi
Correlated Antenna gain=10log[(10^(-2.3/20)+10^(-1.9/20))^2)/2]=0.91dBi

RESULTS

UL LLC.
47173 Benicia Street, Fremont, CA 94538; USA. TEL:(510) 319-4000 FAX:(510) 661-0888
This report shall not be reproduced except in full, without the written approval of UL LLC.

9.4.1. HIGH POWER BLE (1Mbps)

ANT 4

Tested By:	26118
Date:	7/19/2022

Channel	Frequency (MHz)	Peak Power Reading (dBm)	Limit (dBm)	Margin (dB)
Low	2402	20.00	30	-10.00
Middle	2440	20.01	30	-9.99
High	2480	19.97	30	-10.03

ANT 3

Tested By:	26118
Date:	7/19/2022

Channel	Frequency (MHz)	Peak Power Reading (dBm)	Limit (dBm)	Margin (dB)
Low	2402	19.97	30	-10.03
Middle	2440	20.02	30	-9.98
High	2480	19.94	30	-10.06

9.4.2. HIGH POWER BLE TXBF (1Mbps)

ANT 4 + ANT 3

Tested By:	26118
Date:	7/19/2022

Channel	Frequency (MHz)	Peak Power ANT 4 (dBm)	Peak Power ANT 3 (dBm)	Total Power (dBm)	Limit (dBm)	Margin (dB)
Low	2402	16.97	16.95	19.97	30	-10.03
Middle	2440	17.03	16.99	20.02	30	-9.98
High	2480	16.94	16.91	19.94	30	-10.06

UL LLC.
47173 Benicia Street, Fremont, CA 94538; USA. TEL:(510) 319-4000 FAX:(510) 661-0888
This report shall not be reproduced except in full, without the written approval of UL LLC.

9.4.3. HIGH POWER BLE (2Mbps)

ANT 4

Tested By:	26118
Date:	7/19/2022

Channel	Frequency (MHz)	Peak Power Reading (dBm)	Limit (dBm)	Margin (dB)
Low	2404	20.52	30	-9.48
Middle	2440	20.59	30	-9.41
High	2478	20.53	30	-9.47

ANT 3

Tested By:	26118
Date:	7/19/2022

Channel	Frequency (MHz)	Peak Power Reading (dBm)	Limit (dBm)	Margin (dB)
Low	2404	20.54	30	-9.46
Middle	2440	20.58	30	-9.42
High	2478	20.51	30	-9.49

9.4.4. HIGH POWER BLE TXBF (2Mbps)

ANT 4 + ANT 3

Tested By:	26118
Date:	7/19/2022

Channel	Frequency (MHz)	Peak Power ANT 4 (dBm)	Peak Power ANT 3 (dBm)	Total Power (dBm)	Limit (dBm)	Margin (dB)
Low	2404	17.55	17.55	20.56	30	-9.44
Middle	2440	17.62	17.59	20.62	30	-9.38
High	2478	17.60	17.57	20.60	30	-9.40

UL LLC.
47173 Benicia Street, Fremont, CA 94538; USA. TEL:(510) 319-4000 FAX:(510) 661-0888
This report shall not be reproduced except in full, without the written approval of UL LLC.

9.4.5. LOW POWER BLE (1Mbps)

ANT 4

Tested By:	26118
Date:	7/19/2022

Channel	Frequency (MHz)	Peak Power Reading (dBm)	Limit (dBm)	Margin (dB)
Low	2402	10.91	30	-19.09
Middle	2440	10.96	30	-19.04
High	2480	10.92	30	-19.08

ANT 3

Tested By:	26118
Date:	7/19/2022

Channel	Frequency (MHz)	Peak Power Reading (dBm)	Limit (dBm)	Margin (dB)
Low	2402	10.91	30	-19.09
Middle	2440	10.94	30	-19.06
High	2480	10.93	30	-19.07

9.4.6. LOW POWER BLE TXBF (1Mbps)

ANT 4 + ANT 3

Tested By:	26118
Date:	7/19/2022

Channel	Frequency (MHz)	Peak Power ANT 4 (dBm)	Peak Power ANT 3 (dBm)	Total Power (dBm)	Limit (dBm)	Margin (dB)
Low	2402	10.97	10.99	13.99	30	-16.01
Middle	2440	11.02	11.01	14.03	30	-15.97
High	2480	10.94	10.96	13.96	30	-16.04

UL LLC.
47173 Benicia Street, Fremont, CA 94538; USA. TEL:(510) 319-4000 FAX:(510) 661-0888
This report shall not be reproduced except in full, without the written approval of UL LLC.

9.4.7. LOW POWER BLE (2Mbps)

ANT 4

Tested By:	26118
Date:	7/19/2022

Channel	Frequency (MHz)	Peak Power Reading (dBm)	Limit (dBm)	Margin (dB)
Low	2404	11.56	30	-18.44
Middle	2440	11.58	30	-18.42
High	2478	11.55	30	-18.45

ANT 3

Tested By:	26118
Date:	7/19/2022

Channel	Frequency (MHz)	Peak Power Reading (dBm)	Limit (dBm)	Margin (dB)
Low	2404	11.51	30	-18.49
Middle	2440	11.57	30	-18.43
High	2478	11.56	30	-18.44

9.4.8. LOW POWER BLE TXBF (2Mbps)

ANT 4 + ANT 3

Tested By:	26118
Date:	7/19/2022

Channel	Frequency (MHz)	Peak Power ANT 4 (dBm)	Peak Power ANT 3 (dBm)	Total Power (dBm)	Limit (dBm)	Margin (dB)
Low	2404	11.57	11.54	14.57	30	-15.43
Middle	2440	11.61	11.59	14.61	30	-15.39
High	2478	11.59	11.58	14.60	30	-15.40

UL LLC.
47173 Benicia Street, Fremont, CA 94538; USA. TEL:(510) 319-4000 FAX:(510) 661-0888
This report shall not be reproduced except in full, without the written approval of UL LLC.

9.5. AVERAGE POWER

LIMITS

None; for reporting purposes only.

TEST PROCEDURE

Measurements perform using a wideband RF power meter.

The power output was measured on the EUT antenna port using SMA cable with 10dB attenuator connected to a power meter via wideband average power sensor. Gated average output power was read directly from power meter.

RESULTS

UL LLC.
47173 Benicia Street, Fremont, CA 94538; USA. TEL:(510) 319-4000 FAX:(510) 661-0888
This report shall not be reproduced except in full, without the written approval of UL LLC.

9.5.1. HIGH POWER BLE (1Mbps)

ANT 4

Tested By:	26118
Date:	7/19/2022

Channel	Frequency (MHz)	Average Power (dBm)
Low	2402	19.73
Middle	2440	19.75
High	2480	19.70

ANT 3

Tested By:	26118
Date:	7/19/2022

Channel	Frequency (MHz)	Average Power (dBm)
Low	2402	19.70
Middle	2440	19.72
High	2480	19.69

9.5.2. HIGH POWER BLE TXBF (1Mbps)

ANT 4 + ANT 3

Tested By:	26118
Date:	7/19/2022

Channel	Frequency (MHz)	Average Power ANT 4 (dBm)	Average Power ANT 3 (dBm)	Total Power (dBm)
Low	2402	16.69	16.68	19.70
Middle	2440	16.72	16.70	19.72
High	2480	16.65	16.66	19.67

UL LLC.
47173 Benicia Street, Fremont, CA 94538; USA. TEL:(510) 319-4000 FAX:(510) 661-0888
This report shall not be reproduced except in full, without the written approval of UL LLC.

9.5.3. HIGH POWER BLE (2Mbps)

ANT 4

Tested By:	26118
Date:	7/19/2022

Channel	Frequency (MHz)	Average Power (dBm)
Low	2404	19.68
Middle	2440	19.71
High	2478	19.66

ANT 3

Tested By:	26118
Date:	7/19/2022

Channel	Frequency (MHz)	Average Power (dBm)
Low	2404	19.67
Middle	2440	19.69
High	2478	19.64

9.5.4. HIGH POWER BLE TXBF (2Mbps)

ANT 4 + ANT 3

Tested By:	26118
Date:	7/19/2022

Channel	Frequency (MHz)	Average Power ANT 4 (dBm)	Average Power ANT 3 (dBm)	Total Power (dBm)
Low	2404	16.71	16.69	19.71
Middle	2440	16.74	16.72	19.74
High	2478	16.73	16.72	19.74

UL LLC.
47173 Benicia Street, Fremont, CA 94538; USA. TEL:(510) 319-4000 FAX:(510) 661-0888
This report shall not be reproduced except in full, without the written approval of UL LLC.

9.5.5. LOW POWER BLE (1Mbps)

ANT 4

Tested By:	26118
Date:	7/19/2022

Channel	Frequency (MHz)	Average Power (dBm)
Low	2402	10.64
Middle	2440	10.68
High	2480	10.66

ANT 3

Tested By:	26118
Date:	7/19/2022

Channel	Frequency (MHz)	Average Power (dBm)
Low	2402	10.65
Middle	2440	10.67
High	2480	10.63

9.5.6. LOW POWER BLE TXBF (1Mbps)

ANT 4 + ANT 3

Tested By:	26118
Date:	7/19/2022

Channel	Frequency (MHz)	Average Power ANT 4 (dBm)	Average Power ANT 3 (dBm)	Total Power (dBm)
Low	2402	10.69	10.70	13.71
Middle	2440	10.72	10.70	13.72
High	2480	10.67	10.69	13.69

UL LLC.
47173 Benicia Street, Fremont, CA 94538; USA. TEL:(510) 319-4000 FAX:(510) 661-0888
This report shall not be reproduced except in full, without the written approval of UL LLC.

9.5.7. LOW POWER BLE (2Mbps)

ANT 4

Tested By:	26118
Date:	7/19/2022

Channel	Frequency (MHz)	Average Power (dBm)
Low	2404	10.67
Middle	2440	10.69
High	2478	10.66

ANT 3

Tested By:	26118
Date:	7/19/2022

Channel	Frequency (MHz)	Average Power (dBm)
Low	2404	10.65
Middle	2440	10.70
High	2478	10.67

9.5.8. LOW POWER BLE TXBF (2Mbps)

ANT 4 + ANT 3

Tested By:	26118
Date:	7/19/2022

Channel	Frequency (MHz)	Average Power ANT 4 (dBm)	Average Power ANT 3 (dBm)	Total Power (dBm)
Low	2404	10.69	10.68	13.70
Middle	2440	10.73	10.72	13.74
High	2478	10.72	10.69	13.72

UL LLC.
47173 Benicia Street, Fremont, CA 94538; USA. TEL:(510) 319-4000 FAX:(510) 661-0888
This report shall not be reproduced except in full, without the written approval of UL LLC.

9.6. POWER SPECTRAL DENSITY

LIMITS

FCC §15.247 (e)

RSS-247 (5.2) (b)

The power spectral density conducted from the transmitter to the antenna shall not be greater than 8 dBm in any 3 kHz band during any time interval of continuous transmission.

RESULTS

Only Mid channel plot is reported to show setting parameter complies with testing method/procedure.

Only High-Power modes result is reported, it covers all Low Power modes

UL LLC.
47173 Benicia Street, Fremont, CA 94538; USA. TEL:(510) 319-4000 FAX:(510) 661-0888
This report shall not be reproduced except in full, without the written approval of UL LLC.

9.6.1. **HIGH POWER BLE (1Mbps)**

ANT 4

Channel	Frequency (MHz)	PSD (dBm/3kHz)	Limit (dBm/3kHz)	Margin (dB)
Low	2402	2.308	8.000	-5.692
Middle	2440	2.227	8.000	-5.773
High	2480	2.248	8.000	-5.752

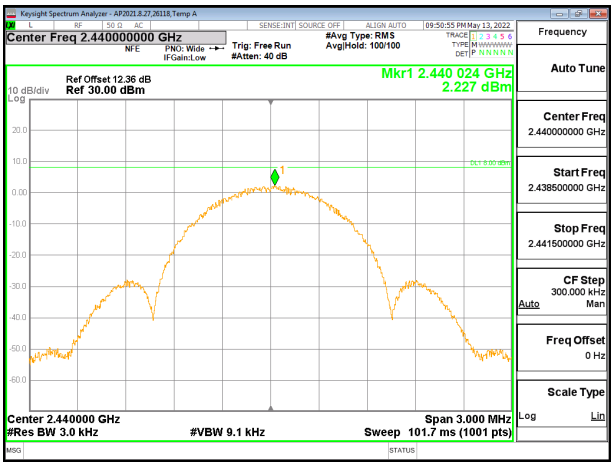

MID CHANNEL

ANT 3

Channel	Frequency (MHz)	PSD (dBm/3kHz)	Limit (dBm/3kHz)	Margin (dB)
Low	2402	1.965	8.000	-6.035
Middle	2440	2.220	8.000	-5.780
High	2480	2.092	8.000	-5.908

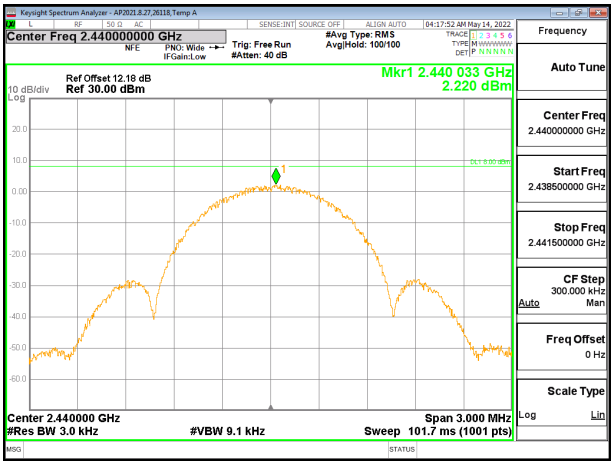

MID CHANNEL

UL LLC.
47173 Benicia Street, Fremont, CA 94538; USA. TEL:(510) 319-4000 FAX:(510) 661-0888
This report shall not be reproduced except in full, without the written approval of UL LLC.

9.6.2. HIGH POWER BLE TXBF (1Mbps)

Duty Cycle CF (dB)	0.00	Included in Calculations of Corr'd PSD

PSD Results

Channel	Frequency (MHz)	ANT 4 Meas (dBm/3kHz)	ANT 3 Meas (dBm/3kHz)	Total Corr'd PSD (dBm/3kHz)	Limit (dBm/3kHz)	Margin (dB)
Low	2402	-0.004	-0.373	2.826	8.000	-5.174
Mid	2440	0.230	0.234	3.242	8.000	-4.758
Hjigh	2480	0.765	-0.015	3.403	8.000	-4.597

Note: Test procedures and setting are same as BLE normal mode.

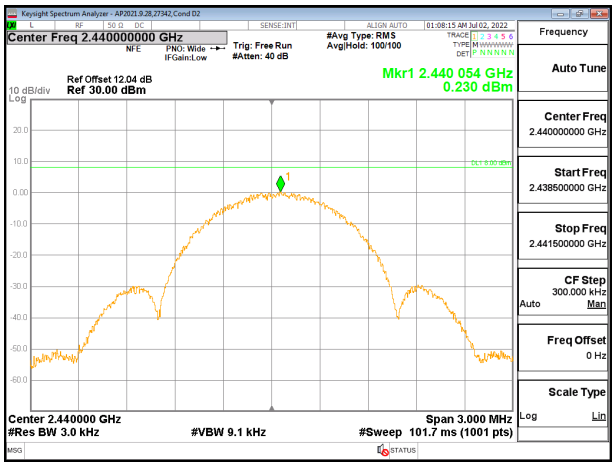

MID CHANNEL ANT 4

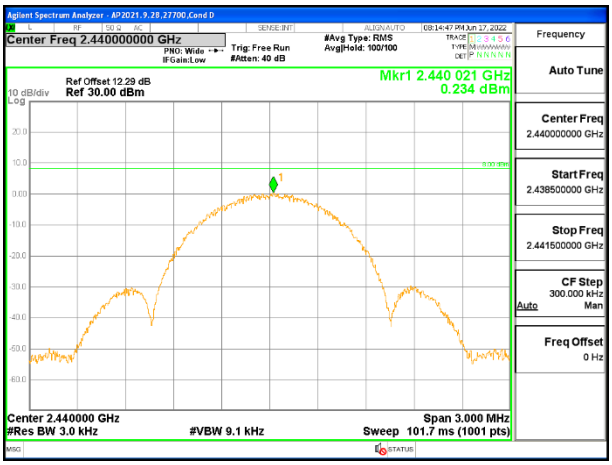

MID CHANNEL ANT 3

UL LLC.
47173 Benicia Street, Fremont, CA 94538; USA. TEL:(510) 319-4000 FAX:(510) 661-0888

This report shall not be reproduced except in full, without the written approval of UL LLC.

9.6.3. **HIGH POWER BLE (2Mbps)**

ANT 4

Channel	Frequency (MHz)	PSD (dBm/3kHz)	Limit (dBm/3kHz)	Margin (dB)
Low	2404	-2.894	8.000	-10.894
Middle	2440	-2.760	8.000	-10.760
High	2478	-2.905	8.000	-10.905

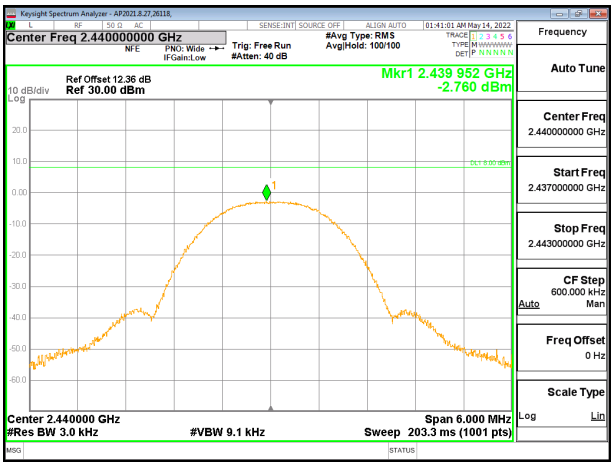

MID CHANNEL

ANT 3

Channel	Frequency (MHz)	PSD (dBm/3kHz)	Limit (dBm/3kHz)	Margin (dB)
Low	2404	-3.160	8.000	-11.160
Middle	2440	-3.015	8.000	-11.015
High	2478	-3.087	8.000	-11.087

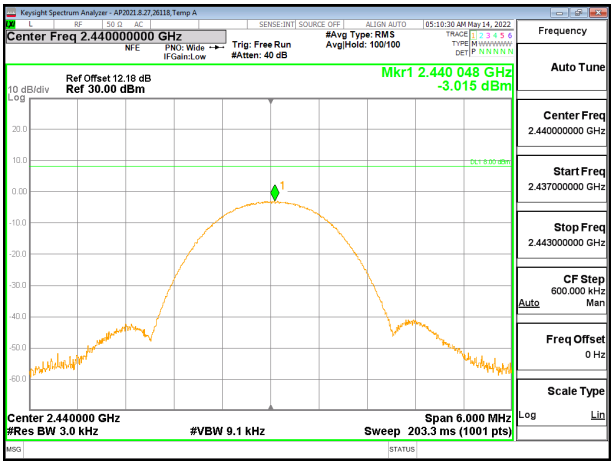

MID CHANNEL

UL LLC.
47173 Benicia Street, Fremont, CA 94538; USA. TEL:(510) 319-4000 FAX:(510) 661-0888
This report shall not be reproduced except in full, without the written approval of UL LLC.

9.6.4. HIGH POWER BLE TXBF (2Mbps)

Duty Cycle CF (dB)	0.00	Included in Calculations of Corr'd PSD

PSD Results

Channel	Frequency (MHz)	ANT 4 Meas (dBm/3kHz)	ANT 3 Meas (dBm/3kHz)	Total Corr'd PSD (dBm/3kHz)	Limit (dBm/3kHz)	Margin (dB)
Low	2404	-4.104	-4.526	-1.300	8.000	-9.300
Mid	2440	-4.502	-4.130	-1.302	8.000	-9.302
Hjigh	2478	-4.229	-4.849	-1.518	8.000	-9.518

Note: Test procedures and setting are same as BLE normal mode.

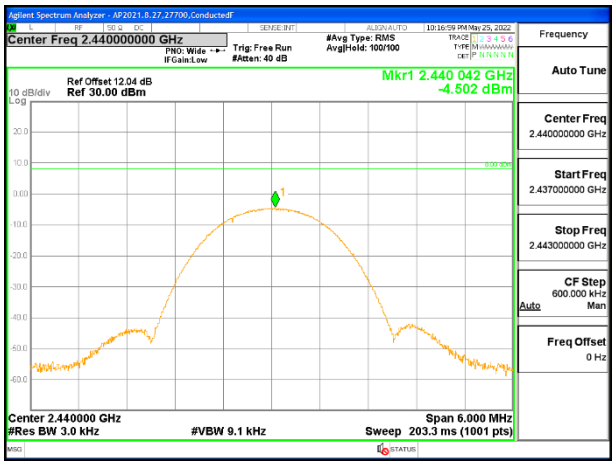

MID CHANNEL ANT 4

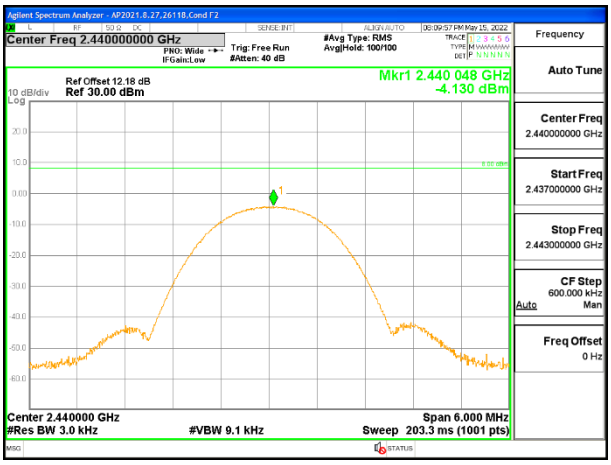

MID CHANNEL ANT 3

UL LLC.
47173 Benicia Street, Fremont, CA 94538; USA. TEL:(510) 319-4000 FAX:(510) 661-0888

This report shall not be reproduced except in full, without the written approval of UL LLC.

9.7. CONDUCTED SPURIOUS EMISSIONS

LIMITS

FCC §15.247 (d)

RSS-247 5.5

Output power was measured based on the use of a peak measurement; therefore the required attenuation is 20 dBc.

Note: BLE TxBF test procedures and settings are same as BLE normal mode.

RESULTS

UL LLC.
47173 Benicia Street, Fremont, CA 94538; USA. TEL:(510) 319-4000 FAX:(510) 661-0888
This report shall not be reproduced except in full, without the written approval of UL LLC.

9.7.1. **HIGH POWER BLE (1Mbps)**

ANT 4

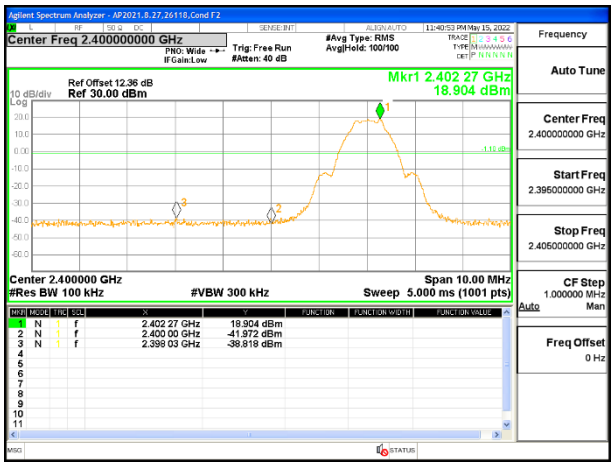

LOW CHANNEL BANDEDGE

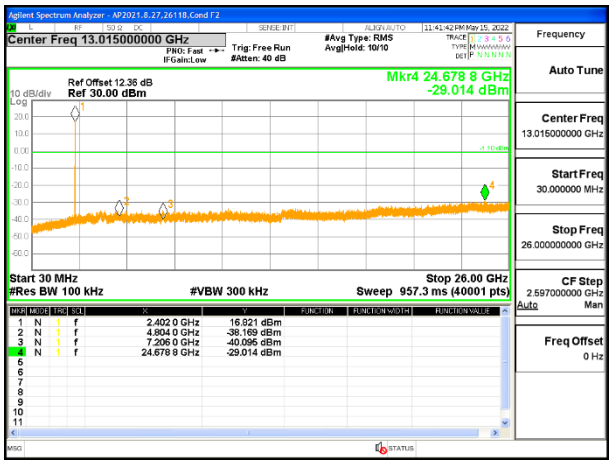

LOW CHANNEL OUT-OF-BAND

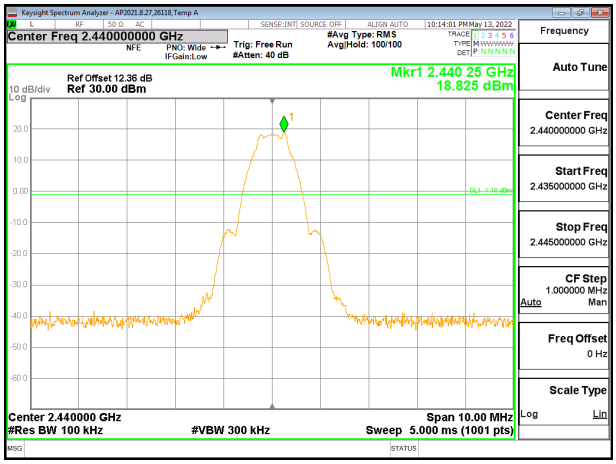

MID CHANNEL REFERENCE

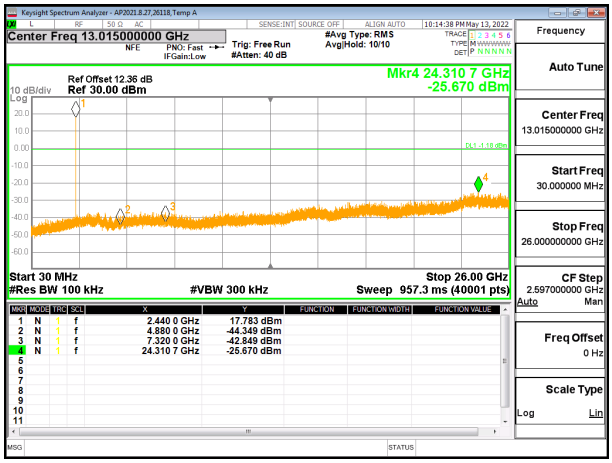

MID CHANNEL OUT-OF-BAND

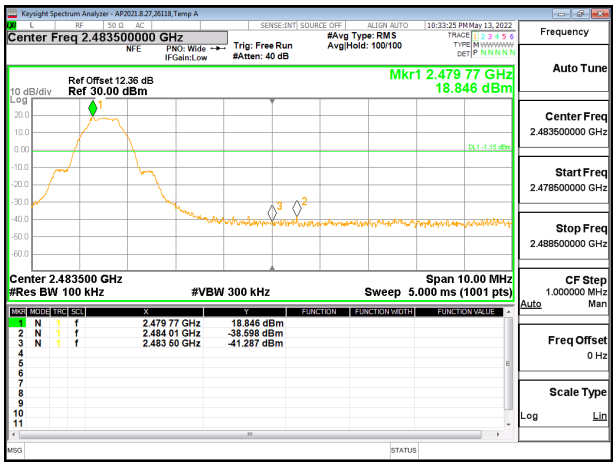

HIGH CHANNEL BANDEDGE

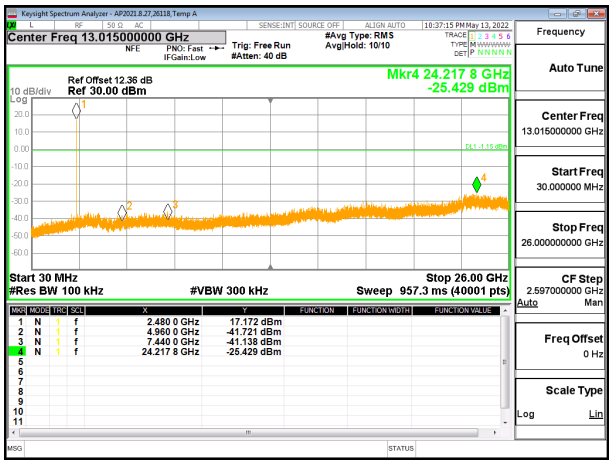

HIGH CHANNEL OUT-OF-BAND

UL LLC.
47173 Benicia Street, Fremont, CA 94538; USA. TEL:(510) 319-4000 FAX:(510) 661-0888
This report shall not be reproduced except in full, without the written approval of UL LLC.

ANT 3

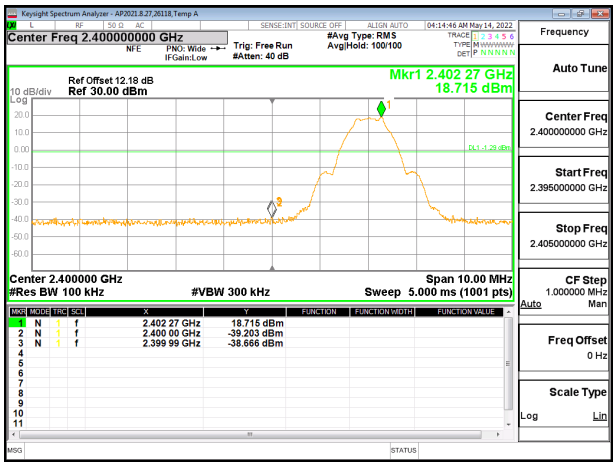

LOW CHANNEL BANDEDGE

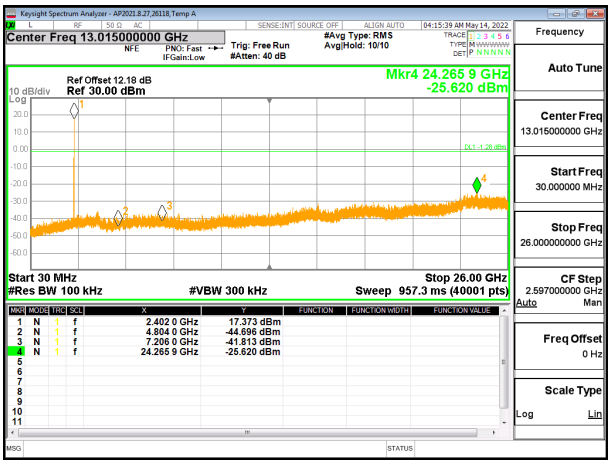

LOW CHANNEL OUT-OF-BAND

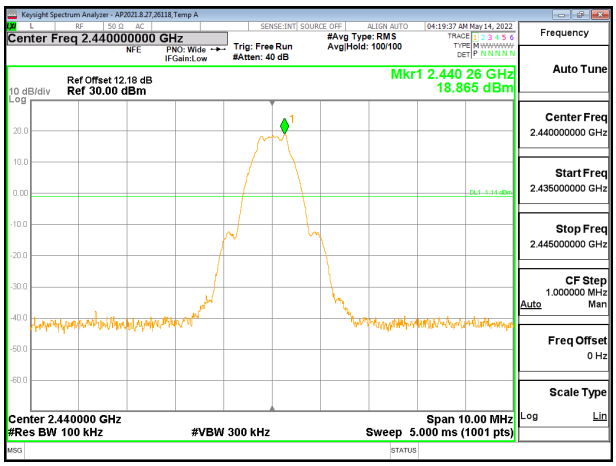

MID CHANNEL REFERENCE

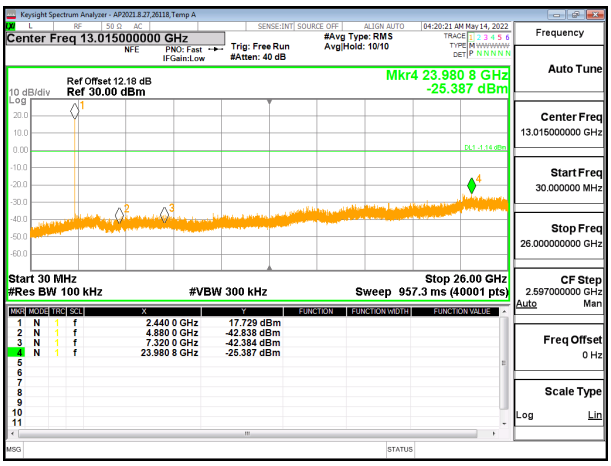

MID CHANNEL OUT-OF-BAND

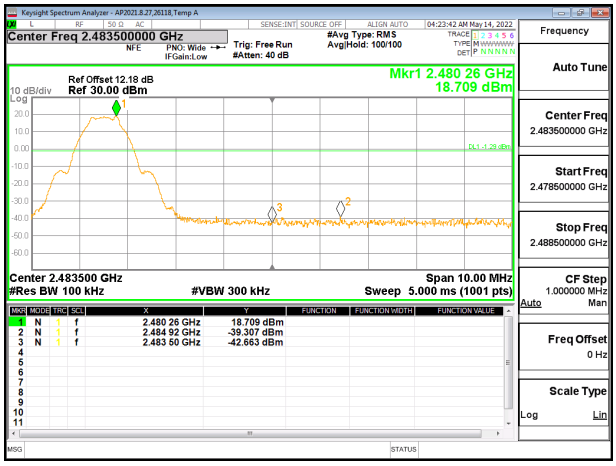

HIGH CHANNEL BANDEDGE

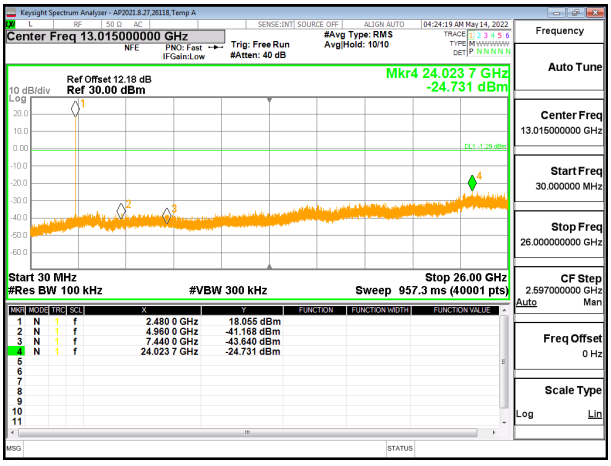

HIGH CHANNEL OUT-OF-BAND

UL LLC.
47173 Benicia Street, Fremont, CA 94538; USA. TEL:(510) 319-4000 FAX:(510) 661-0888
This report shall not be reproduced except in full, without the written approval of UL LLC.

9.7.2. HIGH POWER BLE TXBF (1Mbps)

ANT 4

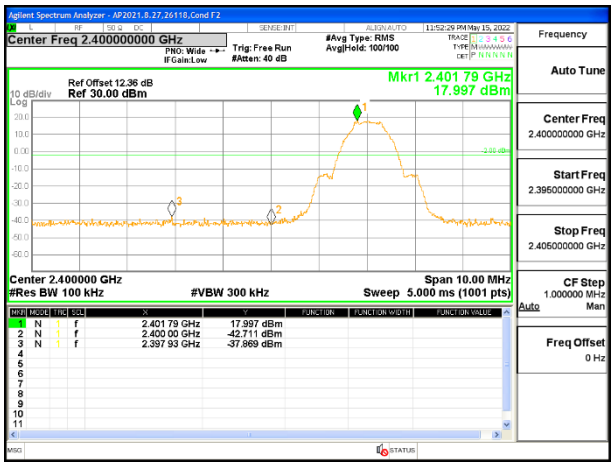

LOW CHANNEL BANDEDGE

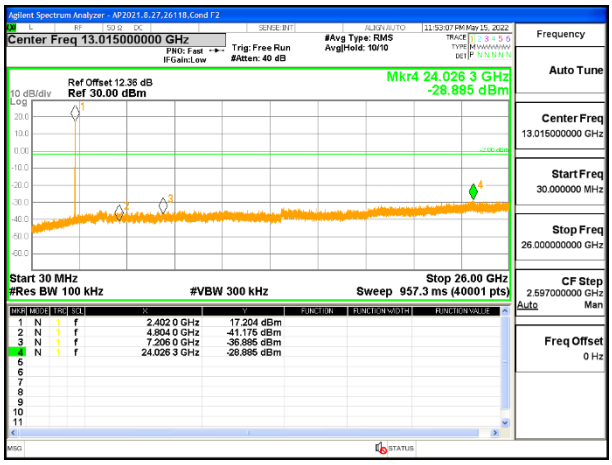

LOW CHANNEL OUT-OF-BAND

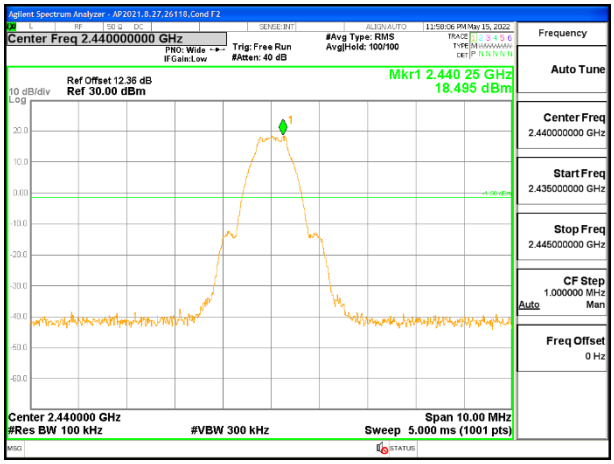

MID CHANNEL REFERENCE

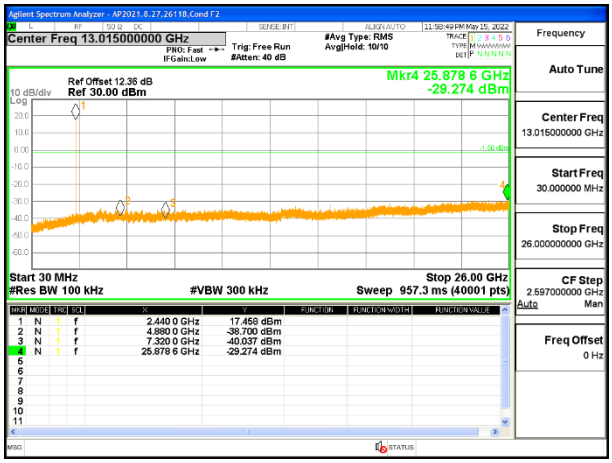

MID CHANNEL OUT-OF-BAND

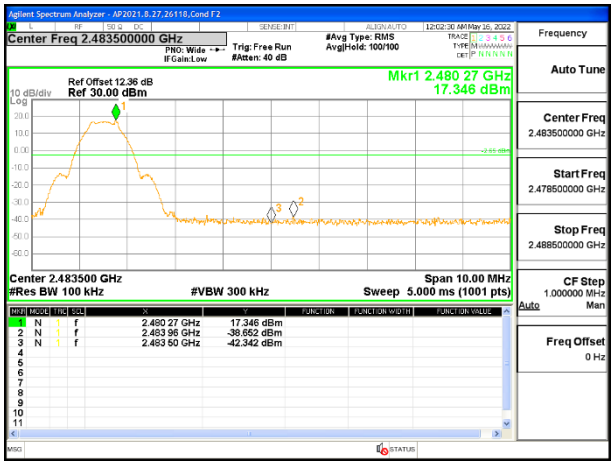

HIGH CHANNEL BANDEDGE

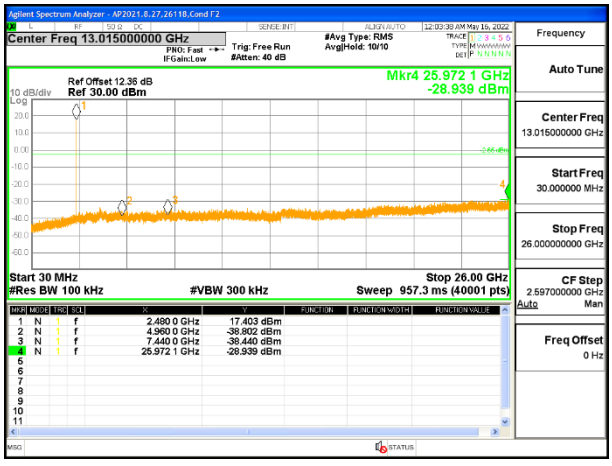

HIGH CHANNEL OUT-OF-BAND

UL LLC.
47173 Benicia Street, Fremont, CA 94538; USA. TEL:(510) 319-4000 FAX:(510) 661-0888
This report shall not be reproduced except in full, without the written approval of UL LLC.

ANT 3

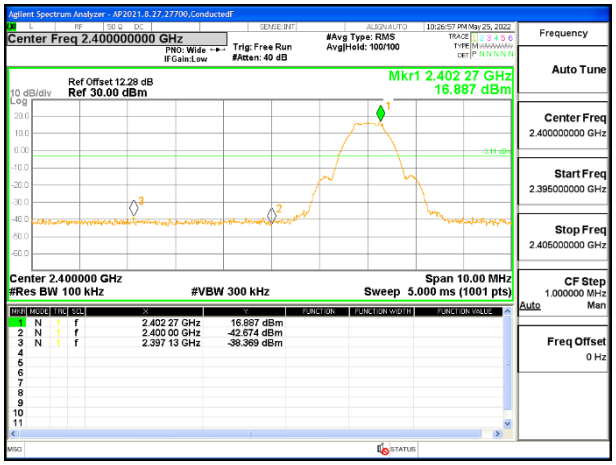

LOW CHANNEL BANDEDGE

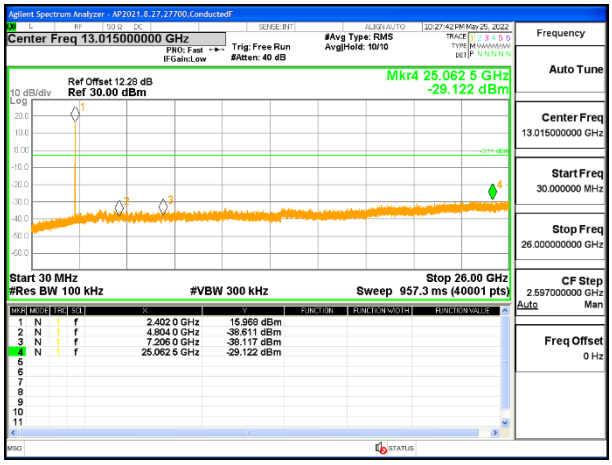

LOW CHANNEL OUT-OF-BAND

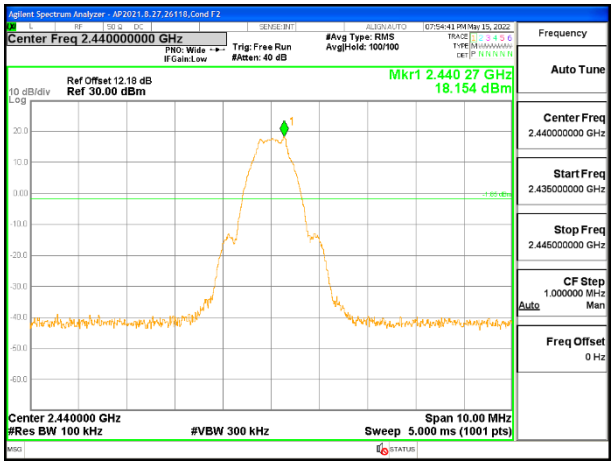

MID CHANNEL REFERENCE

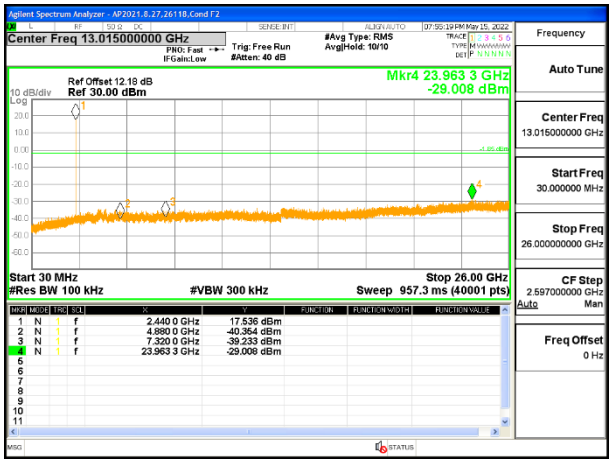

MID CHANNEL OUT-OF-BAND

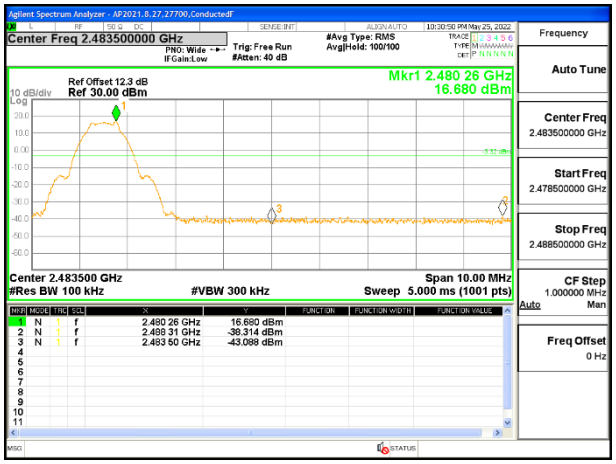

HIGH CHANNEL BANDEDGE

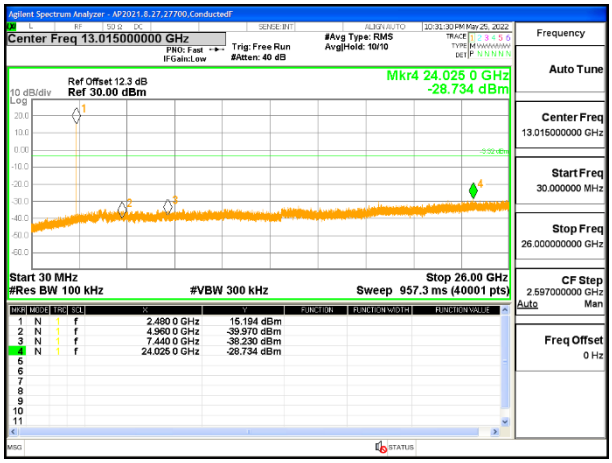

HIGH CHANNEL OUT-OF-BAND

UL LLC.
47173 Benicia Street, Fremont, CA 94538; USA. TEL:(510) 319-4000 FAX:(510) 661-0888
This report shall not be reproduced except in full, without the written approval of UL LLC.

9.7.3. **HIGH POWER BLE (2Mbps)**

ANT 4

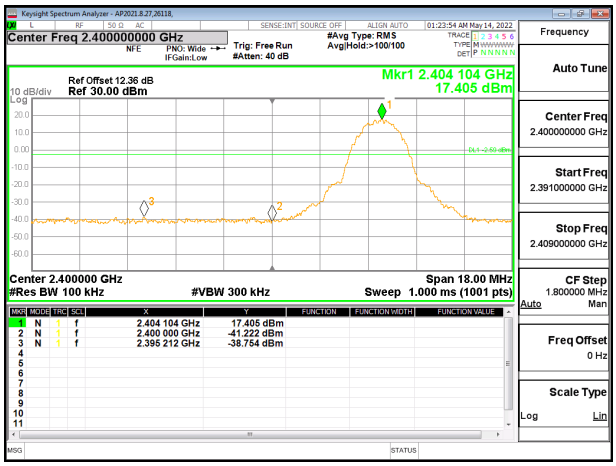

LOW CHANNEL BANDEDGE

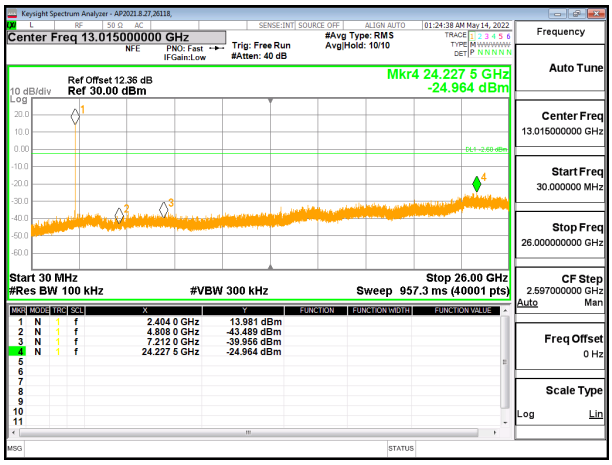

LOW CHANNEL OUT-OF-BAND

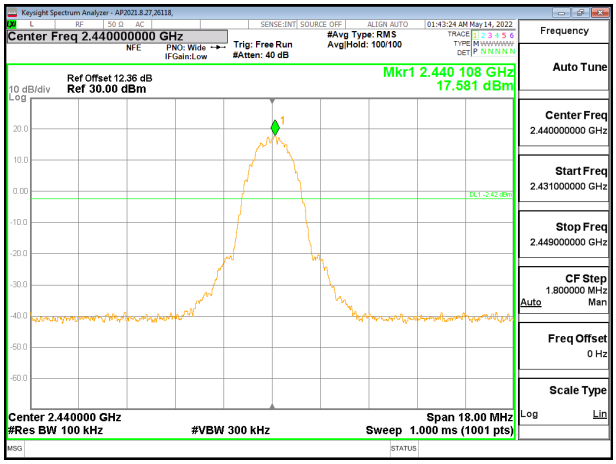

MID CHANNEL REFERENCE

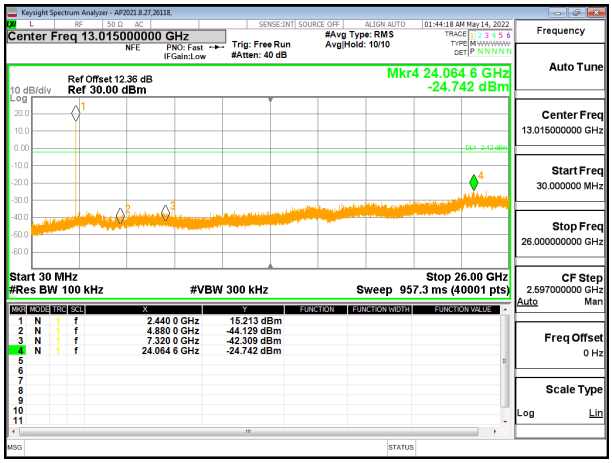

MID CHANNEL OUT-OF-BAND

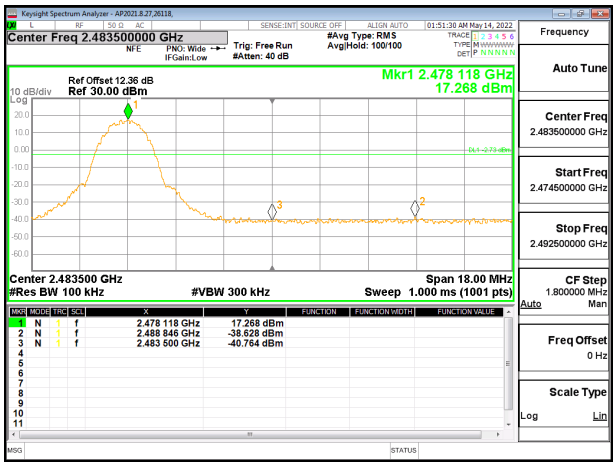

HIGH CHANNEL BANDEDGE

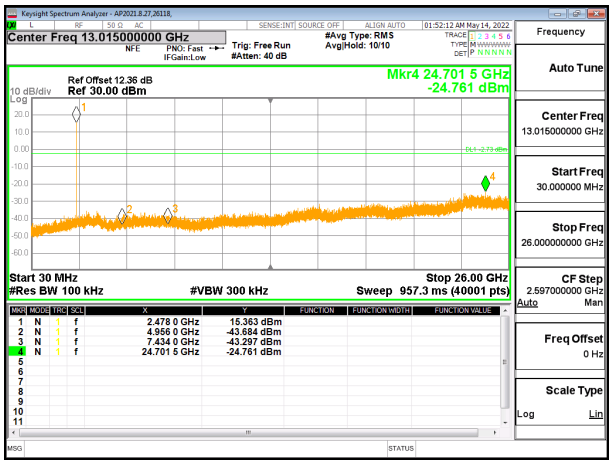

HIGH CHANNEL OUT-OF-BAND

UL LLC.
47173 Benicia Street, Fremont, CA 94538; USA. TEL:(510) 319-4000 FAX:(510) 661-0888
This report shall not be reproduced except in full, without the written approval of UL LLC.

ANT 3

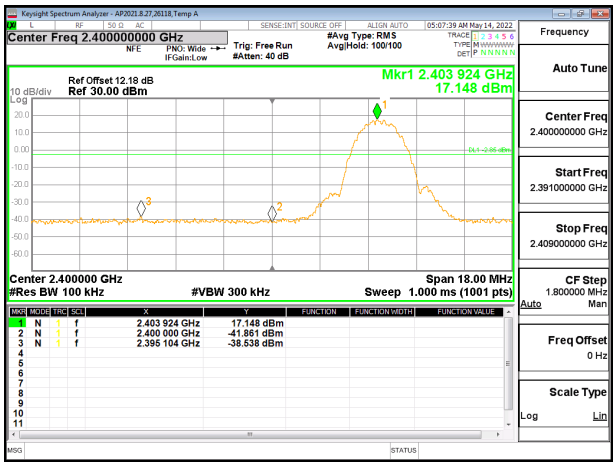

LOW CHANNEL BANDEDGE

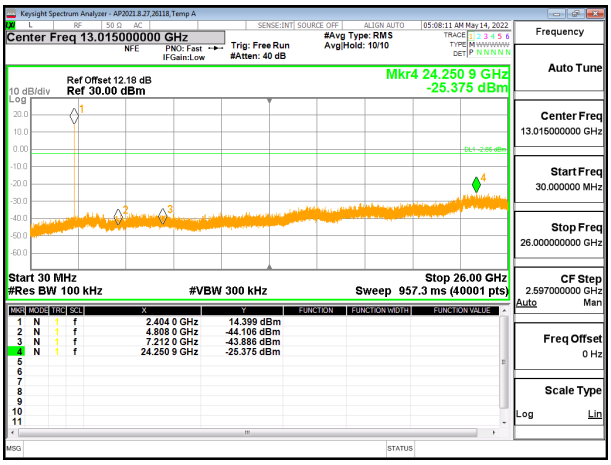

LOW CHANNEL OUT-OF-BAND

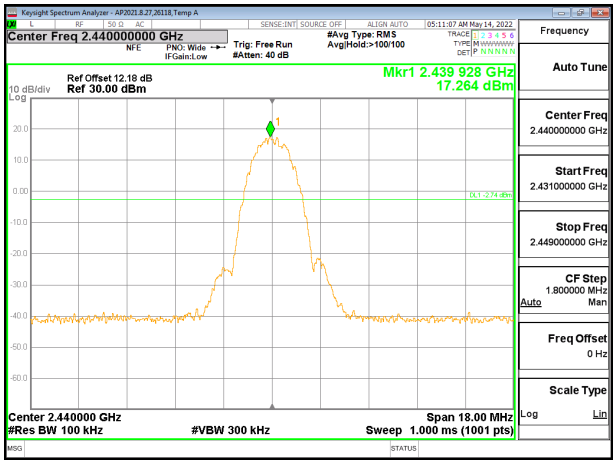

MID CHANNEL REFERENCE

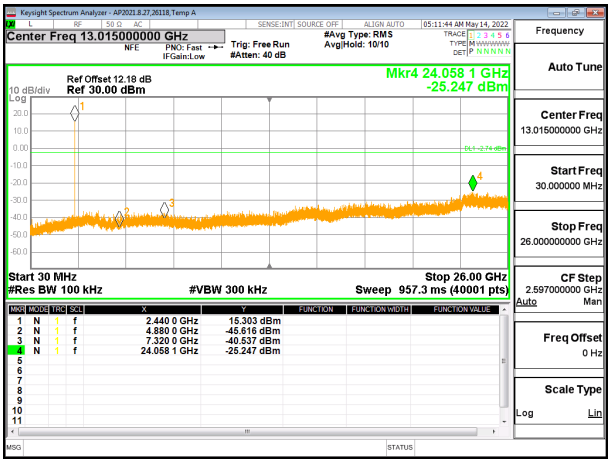

MID CHANNEL OUT-OF-BAND

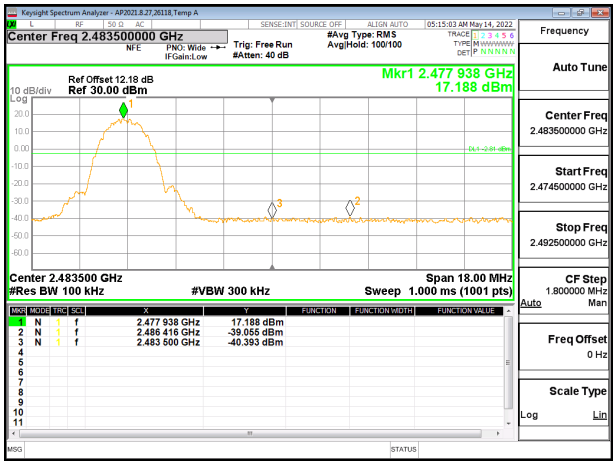

HIGH CHANNEL BANDEDGE

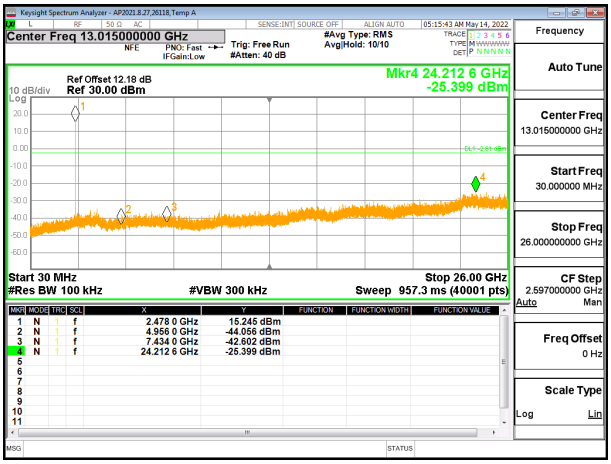

HIGH CHANNEL OUT-OF-BAND

UL LLC.
47173 Benicia Street, Fremont, CA 94538; USA. TEL:(510) 319-4000 FAX:(510) 661-0888
This report shall not be reproduced except in full, without the written approval of UL LLC.

9.7.4. HIGH POWER BLE TXBF (2Mbps)

ANT 4

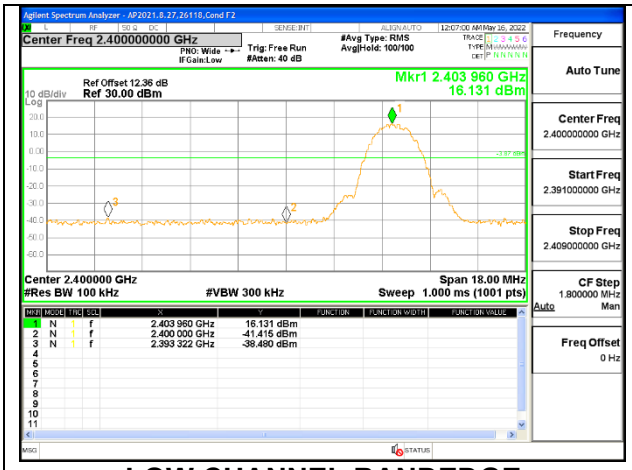

LOW CHANNEL BANDEDGE

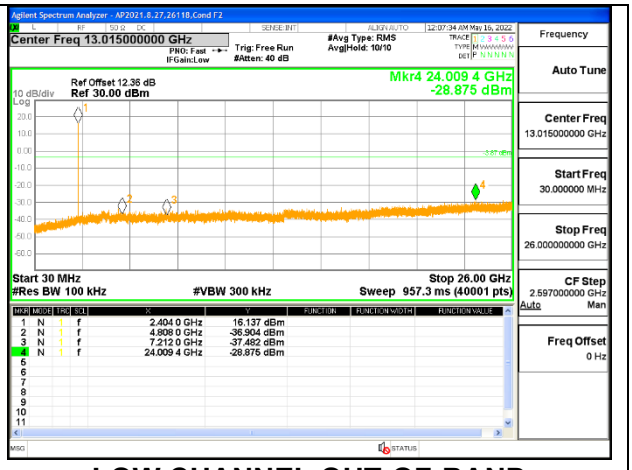

LOW CHANNEL OUT-OF-BAND

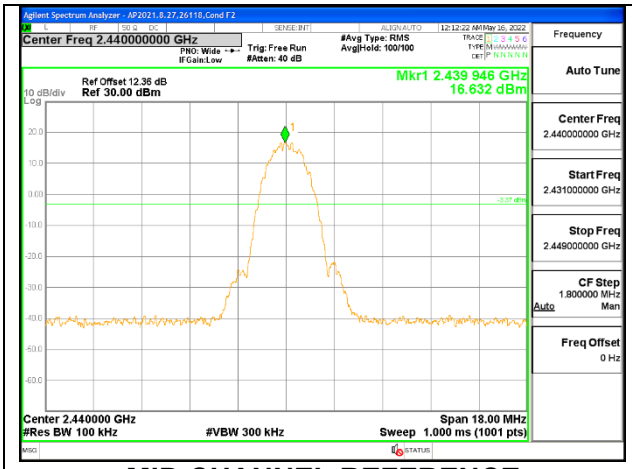

MID CHANNEL REFERENCE

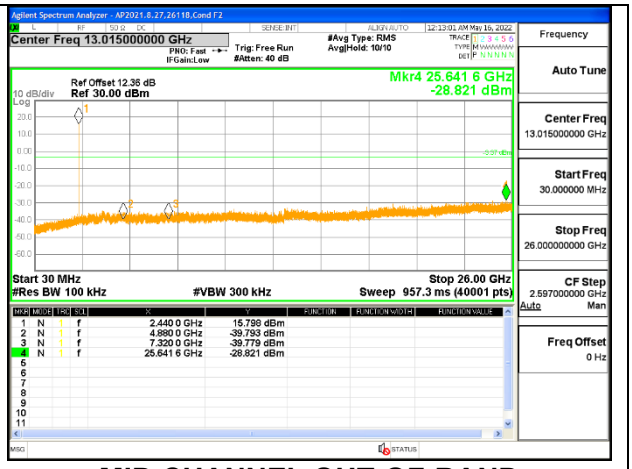

MID CHANNEL OUT-OF-BAND

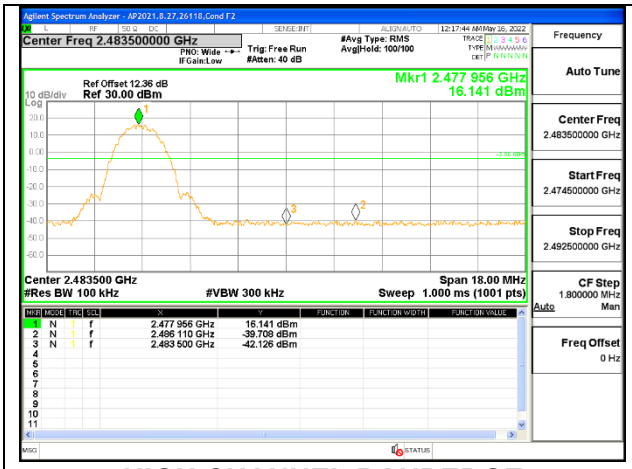

HIGH CHANNEL BANDEDGE

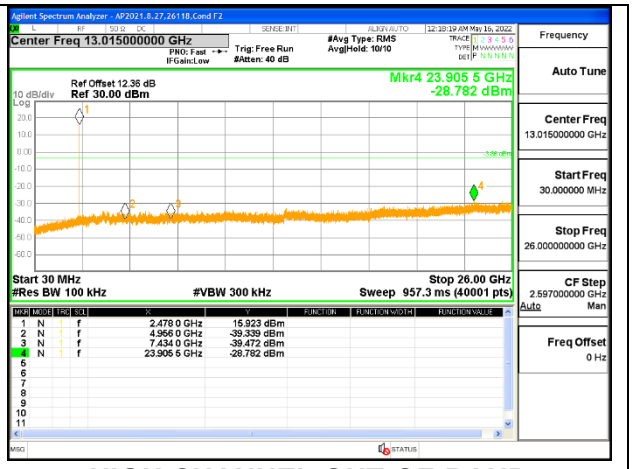

HIGH CHANNEL OUT-OF-BAND

UL LLC.
47173 Benicia Street, Fremont, CA 94538; USA. TEL:(510) 319-4000 FAX:(510) 661-0888

This report shall not be reproduced except in full, without the written approval of UL LLC.

ANT 3

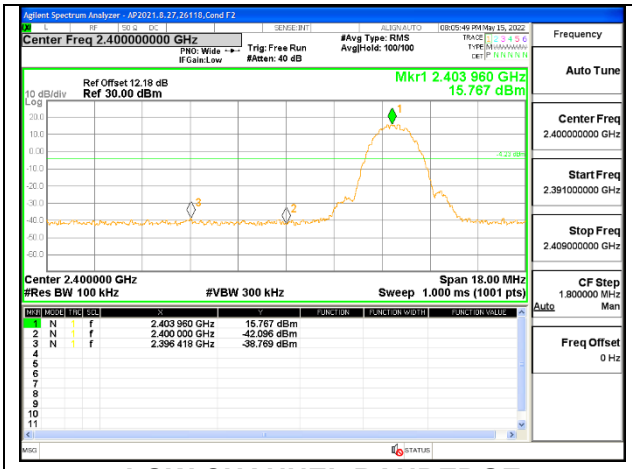

LOW CHANNEL BANDEDGE

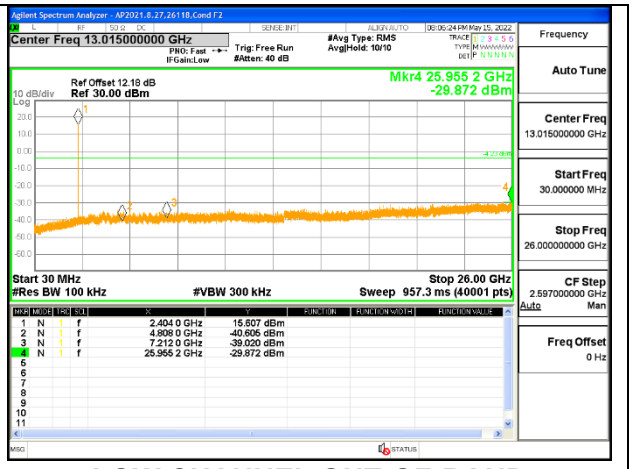

LOW CHANNEL OUT-OF-BAND

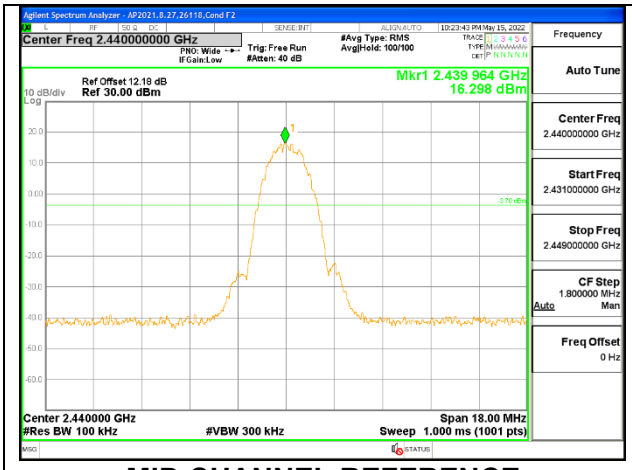

MID CHANNEL REFERENCE

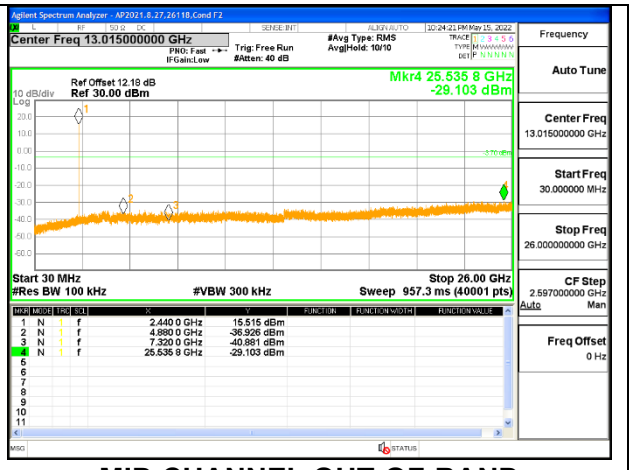

MID CHANNEL OUT-OF-BAND

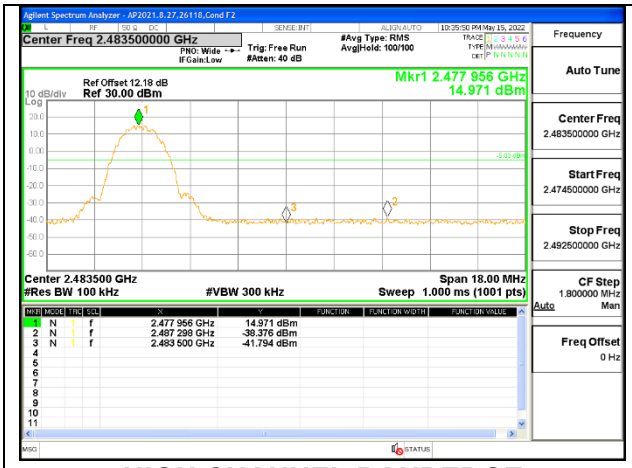

HIGH CHANNEL BANDEDGE

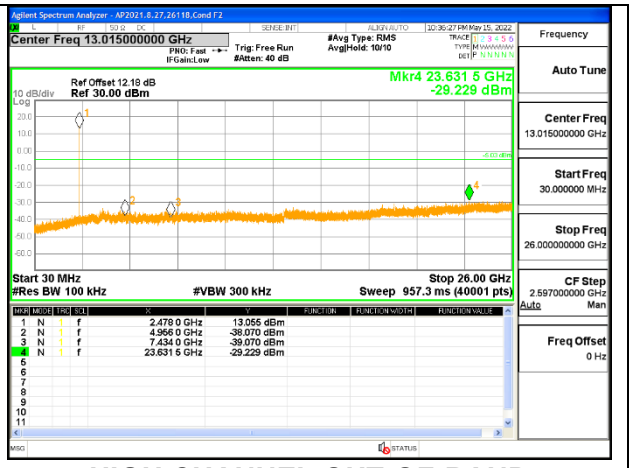

HIGH CHANNEL OUT-OF-BAND

UL LLC.
47173 Benicia Street, Fremont, CA 94538; USA. TEL:(510) 319-4000 FAX:(510) 661-0888
This report shall not be reproduced except in full, without the written approval of UL LLC.

9.7.5. **LOW POWER BLE (1Mbps)**

ANT 4

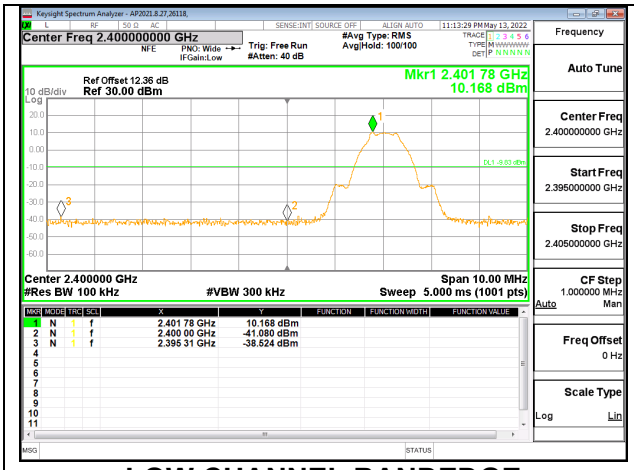

LOW CHANNEL BANDEDGE

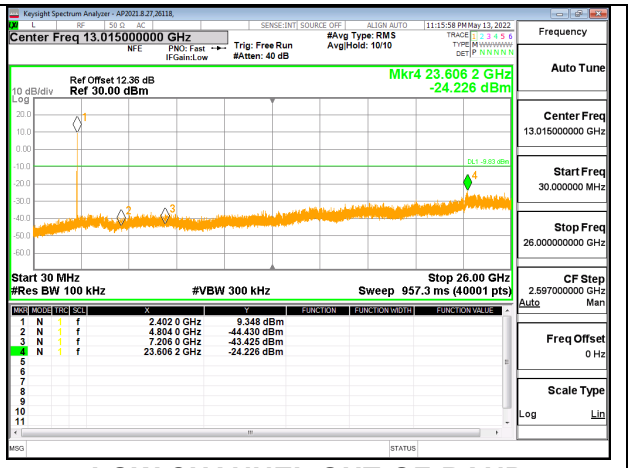

LOW CHANNEL OUT-OF-BAND

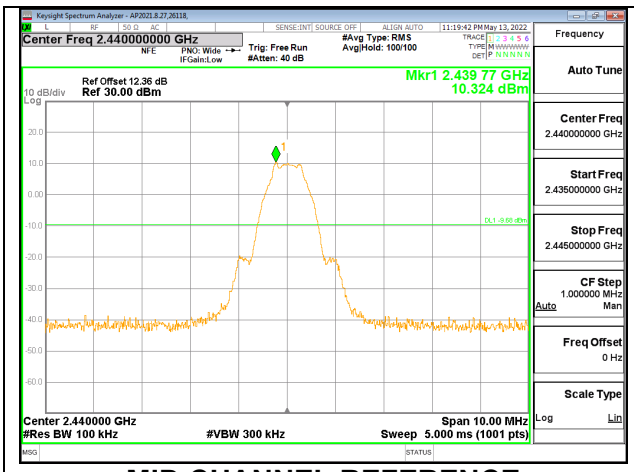

MID CHANNEL REFERENCE

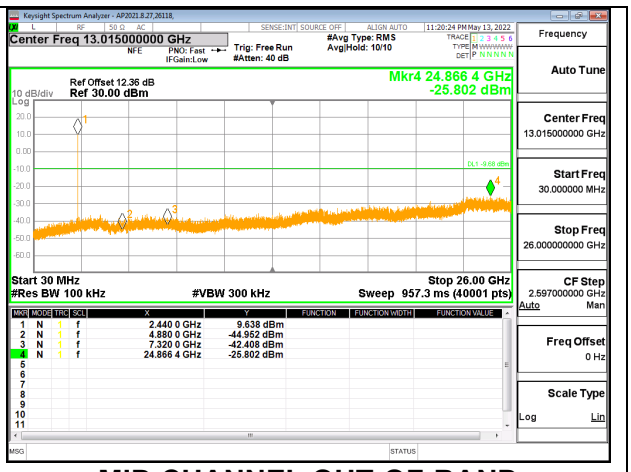

MID CHANNEL OUT-OF-BAND

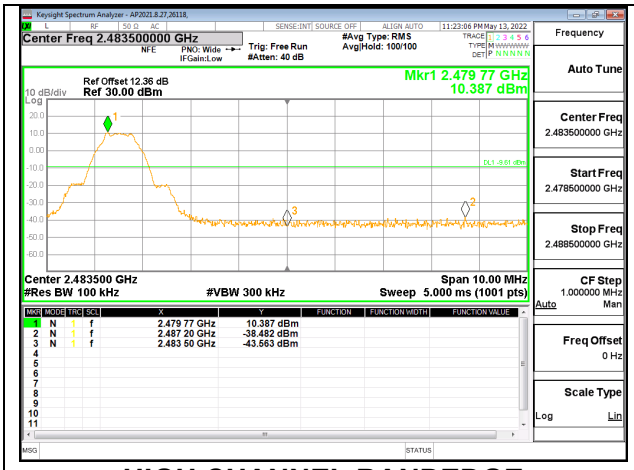

HIGH CHANNEL BANDEDGE

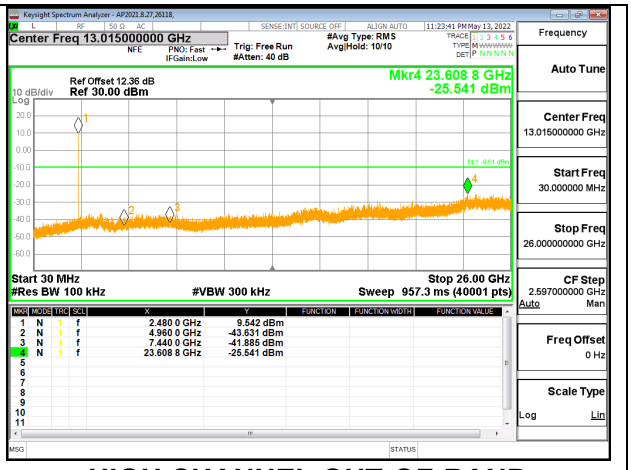

HIGH CHANNEL OUT-OF-BAND

UL LLC.
47173 Benicia Street, Fremont, CA 94538; USA. TEL:(510) 319-4000 FAX:(510) 661-0888

This report shall not be reproduced except in full, without the written approval of UL LLC.