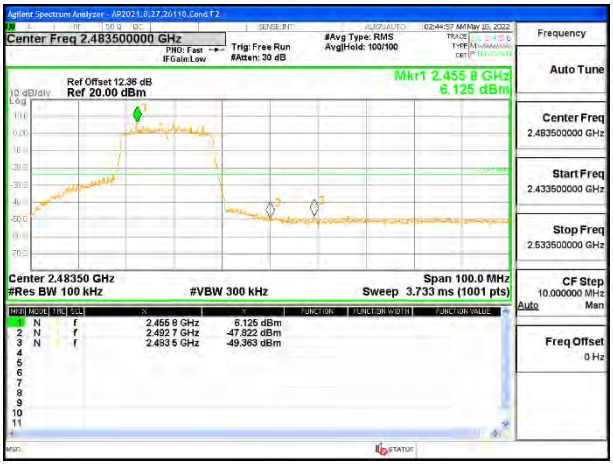

HIGH CHANNEL 11 BANDEDGE

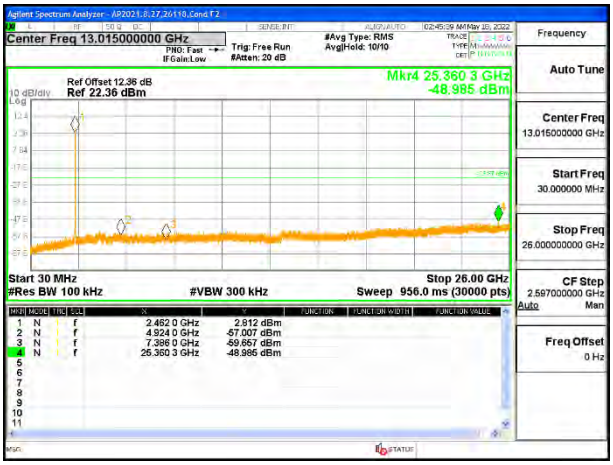

HIGH CHANNEL 11 OUT-OF-BAND

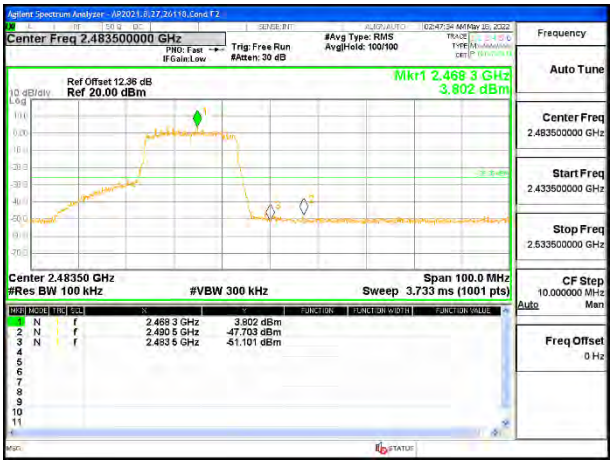

HIGH CHANNEL 12 BANDEDGE

HIGH CHANNEL 12 OUT-OF-BAND

HIGH CHANNEL 13 BANDEDGE

HIGH CHANNEL 13 OUT-OF-BAND

UL LLC
47173 Benicia Street, Fremont, CA 94538; USA. TEL:(510) 319-4000 FAX:(510) 661-0888
This report shall not be reproduced except in full, without the written approval of UL LLC.

1TX ANT 3 MODE, 26-Tone RU Index 0

LOW CHANNEL 1 BANDEDGE

LOW CHANNEL 1 OUT-OF-BAND

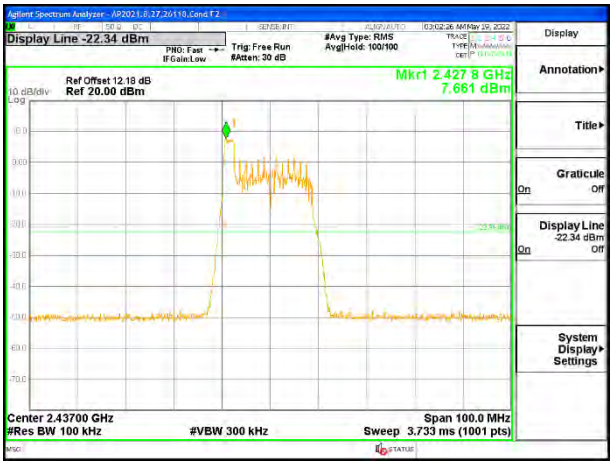

MID CHANNEL REFERENCE LEVEL

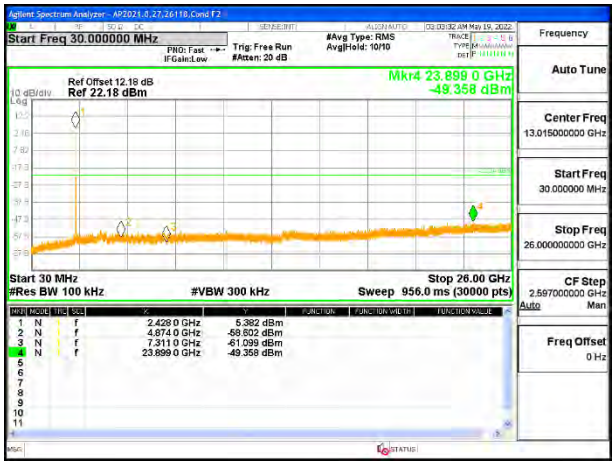

MID CHANNEL OUT-OF-BAND

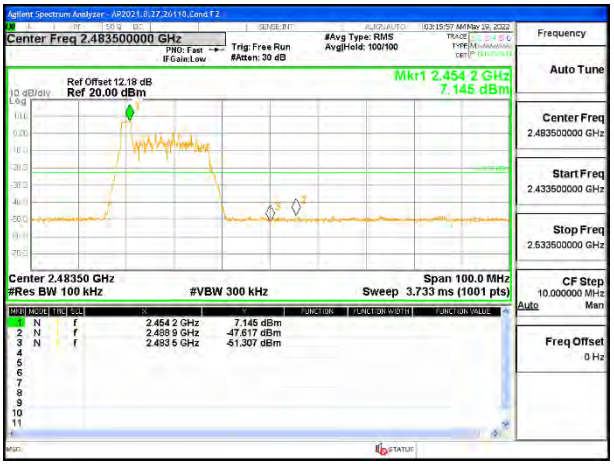

HIGH CHANNEL 11 BANDEDGE

HIGH CHANNEL 11 OUT-OF-BAND

UL LLC
47173 Benicia Street, Fremont, CA 94538; USA. TEL:(510) 319-4000 FAX:(510) 661-0888
This report shall not be reproduced except in full, without the written approval of UL LLC.

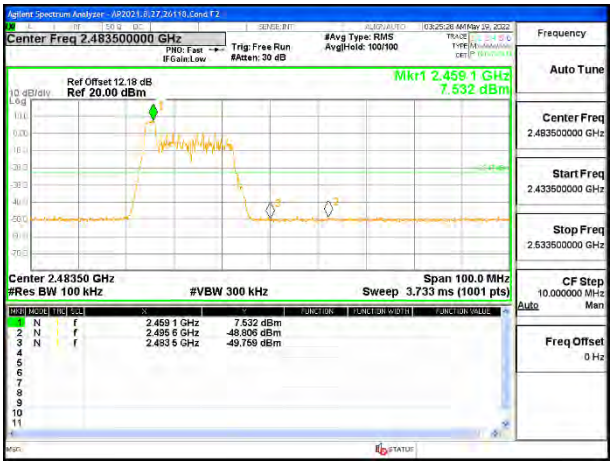

HIGH CHANNEL 12 BANDEDGE

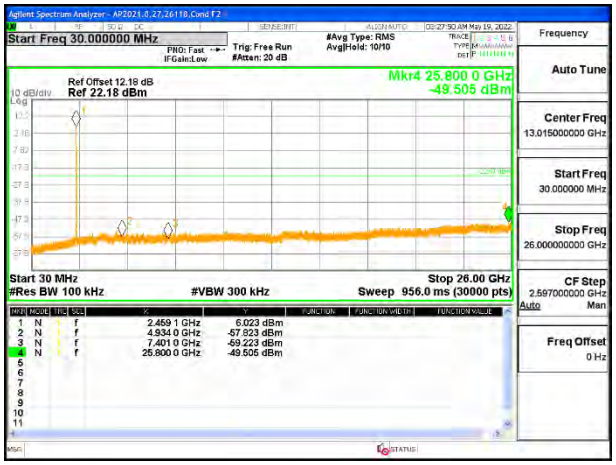

HIGH CHANNEL 12 OUT-OF-BAND

HIGH CHANNEL 13 BANDEDGE

HIGH CHANNEL 13 OUT-OF-BAND

UL LLC
47173 Benicia Street, Fremont, CA 94538; USA. TEL:(510) 319-4000 FAX:(510) 661-0888
This report shall not be reproduced except in full, without the written approval of UL LLC.

1TX ANT 3 MODE, 26-Tone RU Index 4

LOW CHANNEL 1 BANDEDGE

LOW CHANNEL 1 OUT-OF-BAND

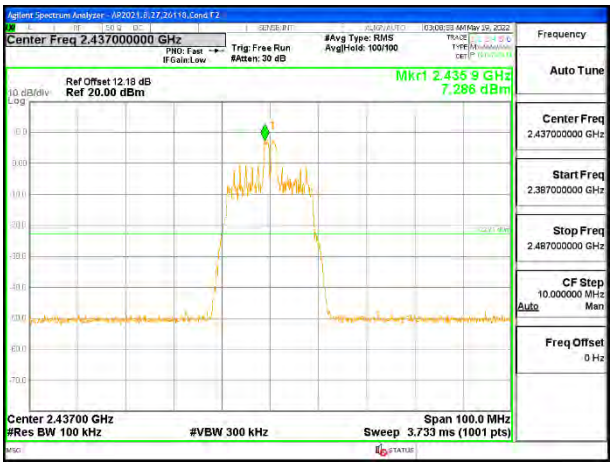

MID CHANNEL REFERENCE LEVEL

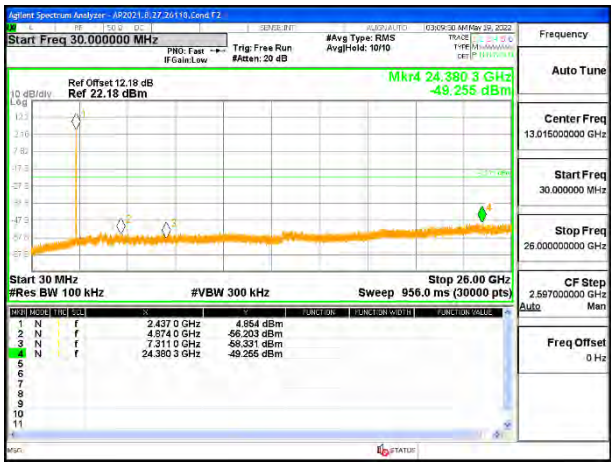

MID CHANNEL OUT-OF-BAND

HIGH CHANNEL 11 BANDEDGE

HIGH CHANNEL 11 OUT-OF-BAND

UL LLC
47173 Benicia Street, Fremont, CA 94538; USA. TEL:(510) 319-4000 FAX:(510) 661-0888

This report shall not be reproduced except in full, without the written approval of UL LLC.

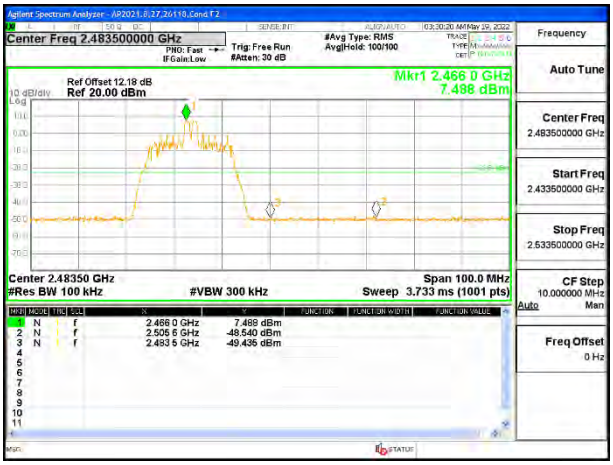

HIGH CHANNEL 12 BANDEDGE

HIGH CHANNEL 12 OUT-OF-BAND

HIGH CHANNEL 13 BANDEDGE

HIGH CHANNEL 13 OUT-OF-BAND

UL LLC
47173 Benicia Street, Fremont, CA 94538; USA. TEL:(510) 319-4000 FAX:(510) 661-0888
This report shall not be reproduced except in full, without the written approval of UL LLC.

1TX ANT 3 MODE, 26-Tone RU Index 8

LOW CHANNEL 1 BANDEDGE

LOW CHANNEL 1 OUT-OF-BAND

MID CHANNEL REFERENCE LEVEL

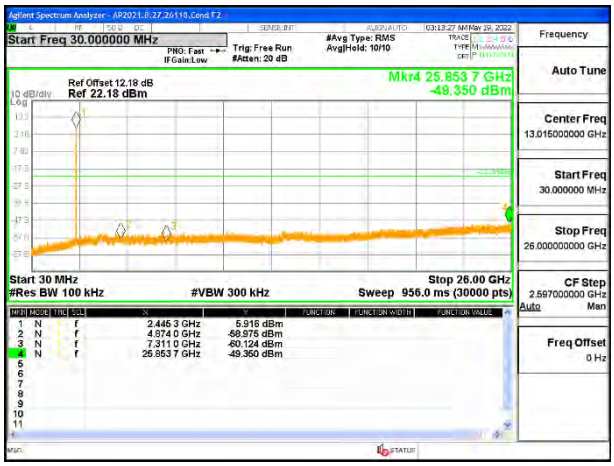

MID CHANNEL OUT-OF-BAND

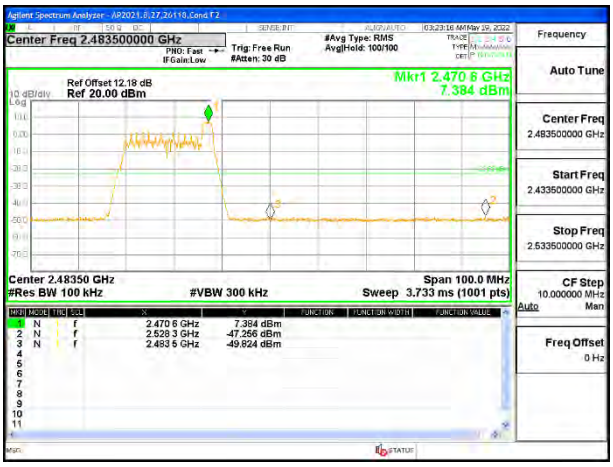

HIGH CHANNEL 11 BANDEDGE

HIGH CHANNEL 11 OUT-OF-BAND

UL LLC
47173 Benicia Street, Fremont, CA 94538; USA. TEL:(510) 319-4000 FAX:(510) 661-0888
This report shall not be reproduced except in full, without the written approval of UL LLC.

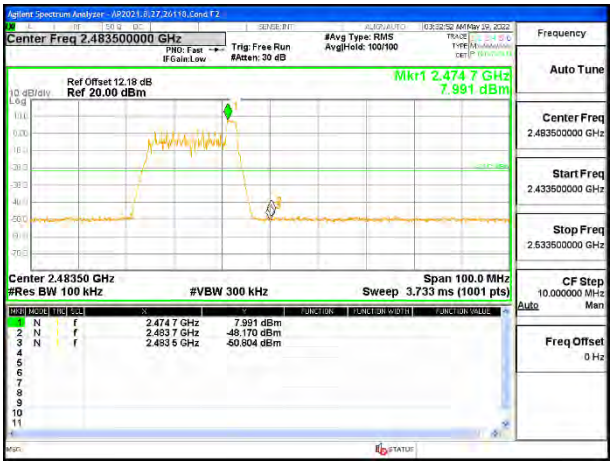

HIGH CHANNEL 12 BANDEDGE

HIGH CHANNEL 12 OUT-OF-BAND

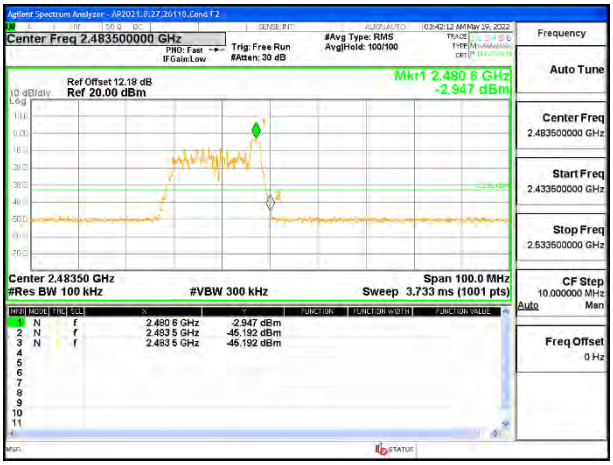

HIGH CHANNEL 13 BANDEDGE

HIGH CHANNEL 13 OUT-OF-BAND

UL LLC
47173 Benicia Street, Fremont, CA 94538; USA. TEL:(510) 319-4000 FAX:(510) 661-0888
This report shall not be reproduced except in full, without the written approval of UL LLC.

1TX ANT 3 MODE, SU Mode

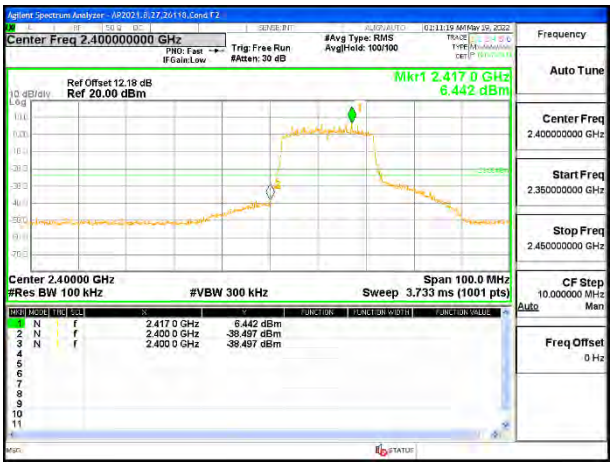

LOW CHANNEL 1 BANDEDGE

LOW CHANNEL 1 OUT-OF-BAND

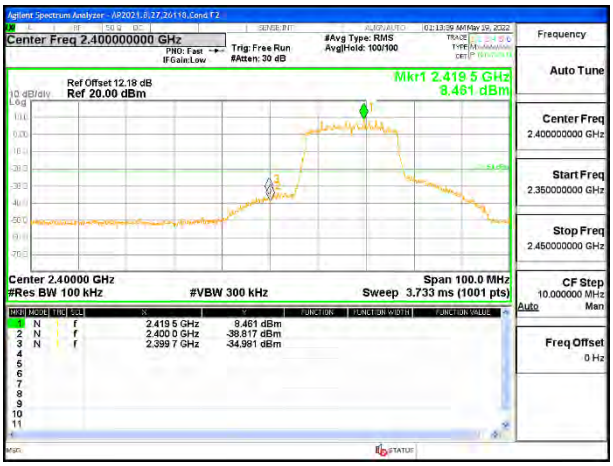

LOW CHANNEL 2 BANDEDGE

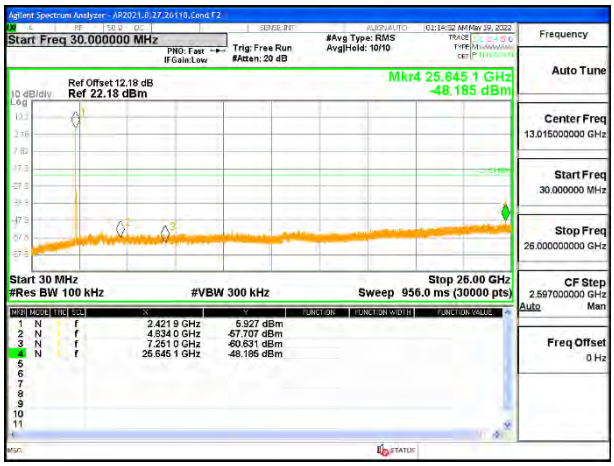

LOW CHANNEL 2 OUT-OF-BAND

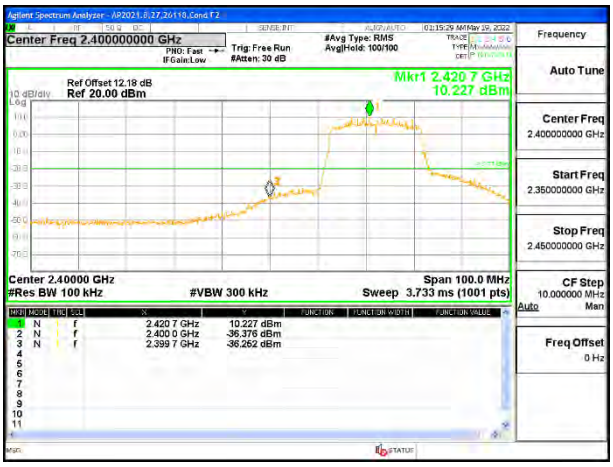

LOW CHANNEL 3 BANDEDGE

LOW CHANNEL 3 OUT-OF-BAND

UL LLC
47173 Benicia Street, Fremont, CA 94538; USA. TEL:(510) 319-4000 FAX:(510) 661-0888
This report shall not be reproduced except in full, without the written approval of UL LLC.

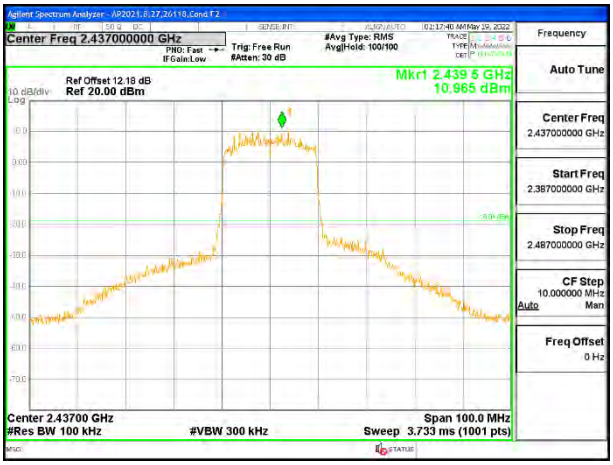

MID CHANNEL REFERENCE LEVEL

MID CHANNEL OUT-OF-BAND

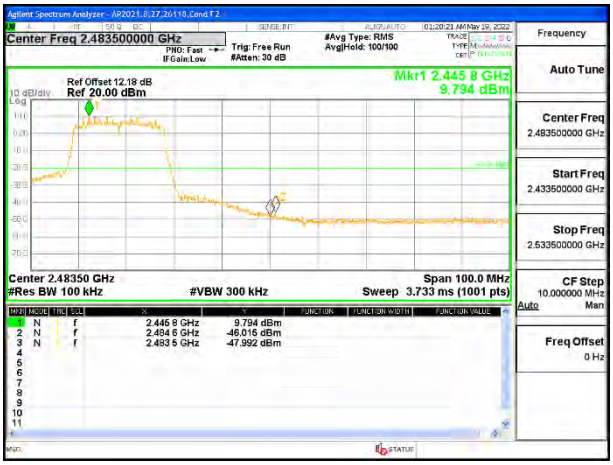

HIGH CHANNEL 9 BANDEDGE

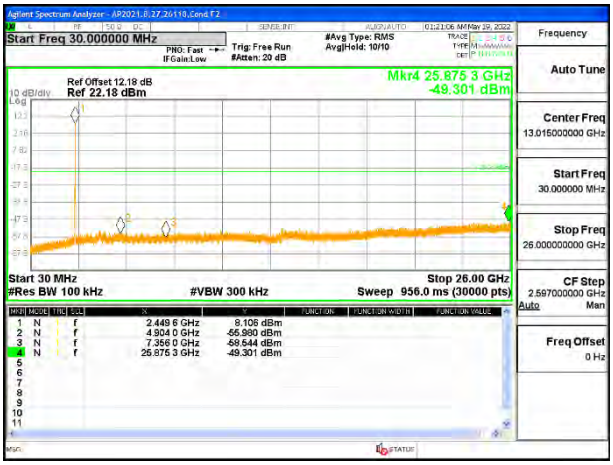

HIGH CHANNEL 9 OUT-OF-BAND

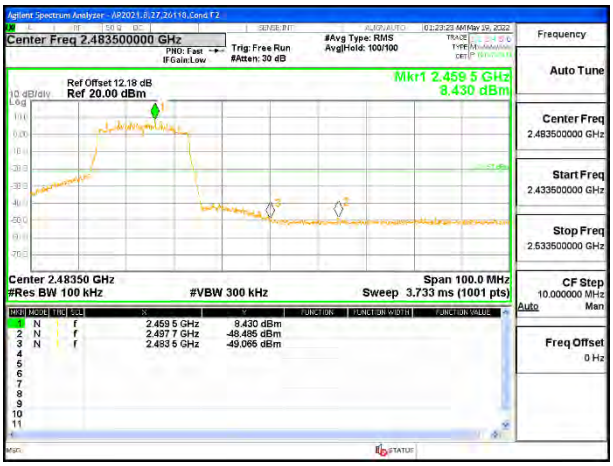

HIGH CHANNEL 10 BANDEDGE

HIGH CHANNEL 10 OUT-OF-BAND

UL LLC
47173 Benicia Street, Fremont, CA 94538; USA. TEL:(510) 319-4000 FAX:(510) 661-0888
This report shall not be reproduced except in full, without the written approval of UL LLC.

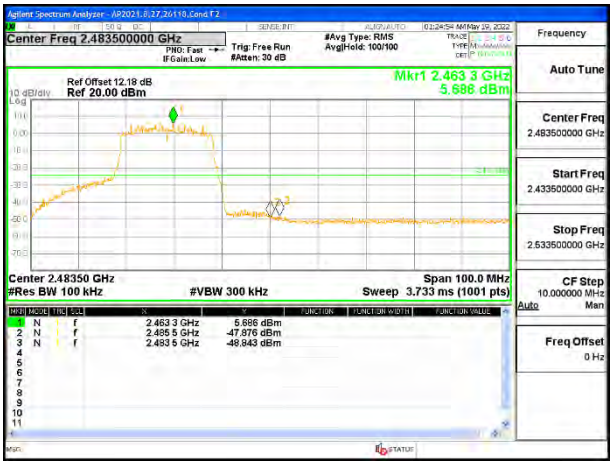

HIGH CHANNEL 11 BANDEDGE

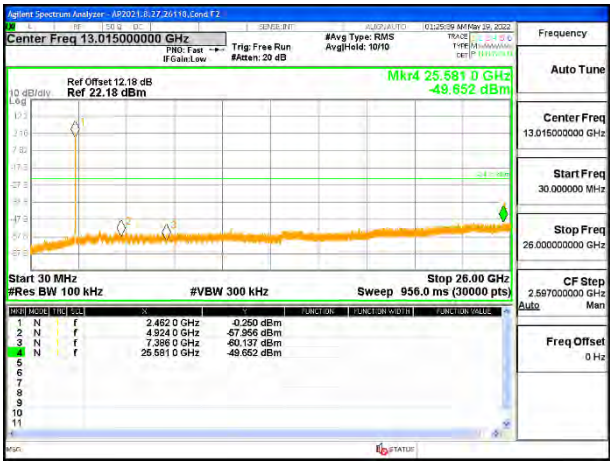

HIGH CHANNEL 11 OUT-OF-BAND

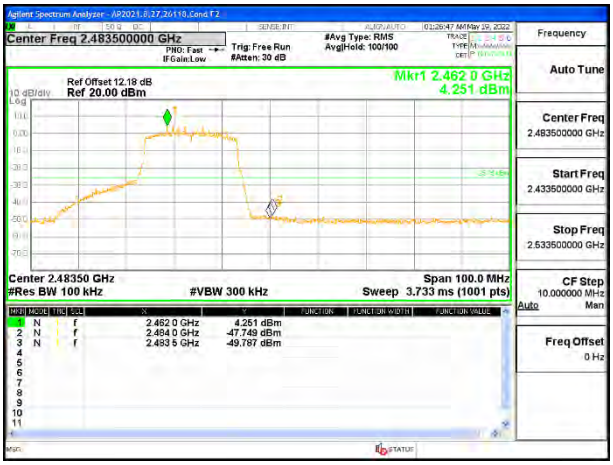

HIGH CHANNEL 12 BANDEDGE

HIGH CHANNEL 12 OUT-OF-BAND

HIGH CHANNEL 13 BANDEDGE

HIGH CHANNEL 13 OUT-OF-BAND

UL LLC
47173 Benicia Street, Fremont, CA 94538; USA. TEL:(510) 319-4000 FAX:(510) 661-0888
This report shall not be reproduced except in full, without the written approval of UL LLC.

9.6.5. 802.11ax HE20 OFDMA MODE 2TX

ANT 4 + ANT 3 2TX MODE, 26-Tones, RU Index 0

LOW CHANNEL 1 BANDEDGE [ANT 4]

LOW CHANNEL 1 OUT-OF-BAND [ANT 4]

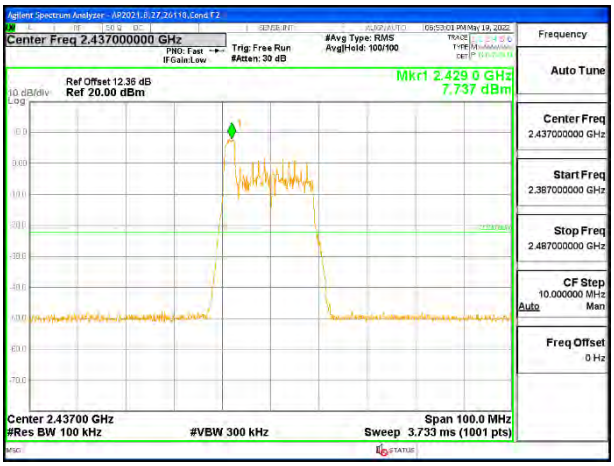

MID CHANNEL REFERENCE LEVEL [ANT 4]

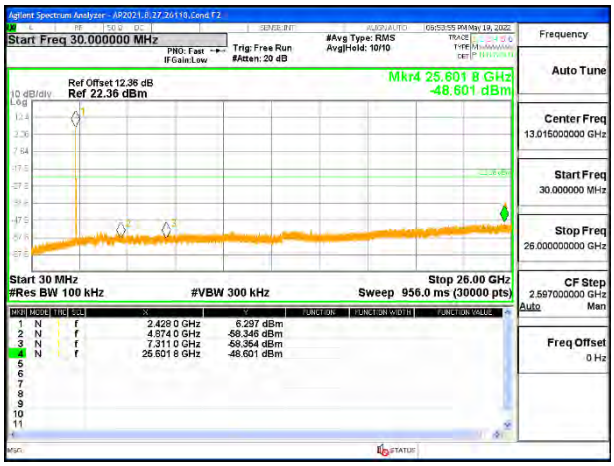

MID CHANNEL OUT-OF-BAND [ANT 4]

UL LLC
47173 Benicia Street, Fremont, CA 94538; USA. TEL:(510) 319-4000 FAX:(510) 661-0888
This report shall not be reproduced except in full, without the written approval of UL LLC.

HIGH CHANNEL 11 BANDEDGE [ANT 4]

HIGH CHANNEL 11 OUT-OF-BAND [ANT 4]

HIGH CHANNEL 12 BANDEDGE [ANT 4]

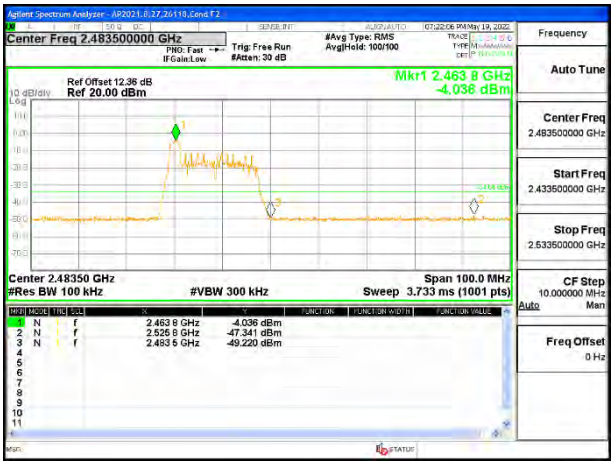

HIGH CHANNEL 12 OUT-OF-BAND [ANT 4]

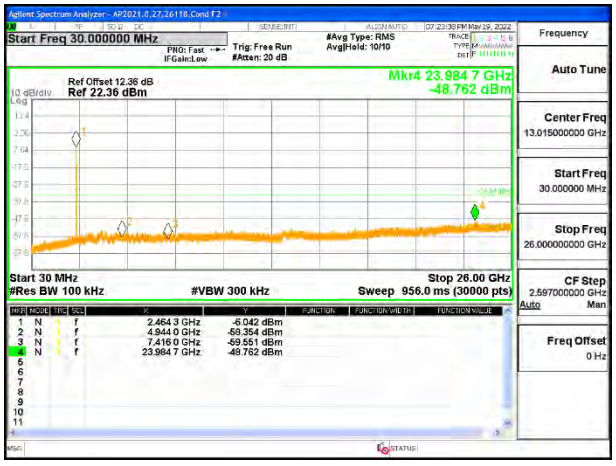

HIGH CHANNEL 13 BANDEDGE [ANT 4]

HIGH CHANNEL 13 OUT-OF-BAND [ANT 4]

UL LLC
47173 Benicia Street, Fremont, CA 94538; USA. TEL:(510) 319-4000 FAX:(510) 661-0888

This report shall not be reproduced except in full, without the written approval of UL LLC.

LOW CHANNEL 1 BANDEDGE [ANT 3]

LOW CHANNEL 1 OUT-OF-BAND [ANT 3]

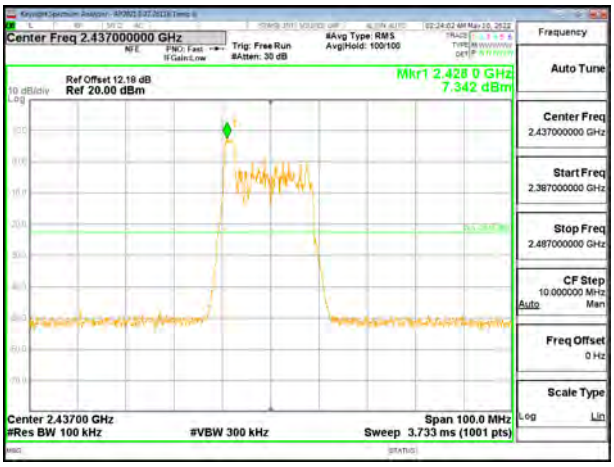

MID CHANNEL REFERENCE LEVEL [ANT 3]

MID CHANNEL OUT-OF-BAND [ANT 3]

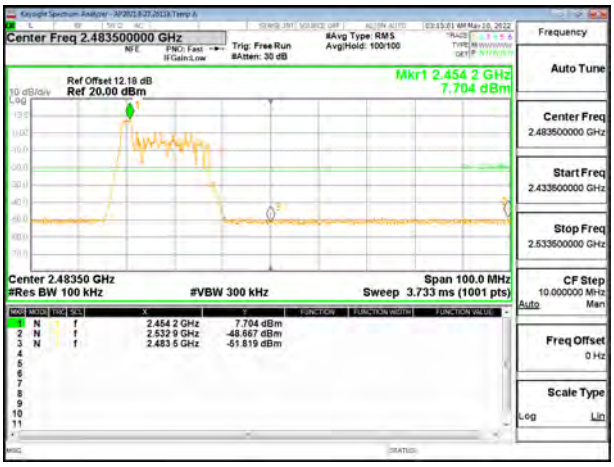

HIGH CHANNEL 11 BANDEDGE [ANT 3]

HIGH CHANNEL 11 OUT-OF-BAND [ANT 3]

UL LLC
47173 Benicia Street, Fremont, CA 94538; USA. TEL:(510) 319-4000 FAX:(510) 661-0888
This report shall not be reproduced except in full, without the written approval of UL LLC.

HIGH CHANNEL 12 BANDEDGE [ANT 3]

HIGH CHANNEL 12 OUT-OF-BAND [ANT 3]

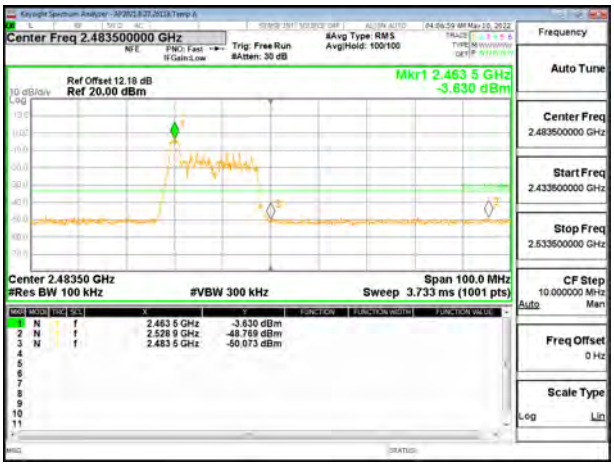

HIGH CHANNEL 13 BANDEDGE [ANT 3]

HIGH CHANNEL 13 OUT-OF-BAND [ANT 3]

UL LLC
47173 Benicia Street, Fremont, CA 94538; USA. TEL:(510) 319-4000 FAX:(510) 661-0888
This report shall not be reproduced except in full, without the written approval of UL LLC.

ANT 4 + ANT 3 2TX MODE: 26-Tones, RU Index 4

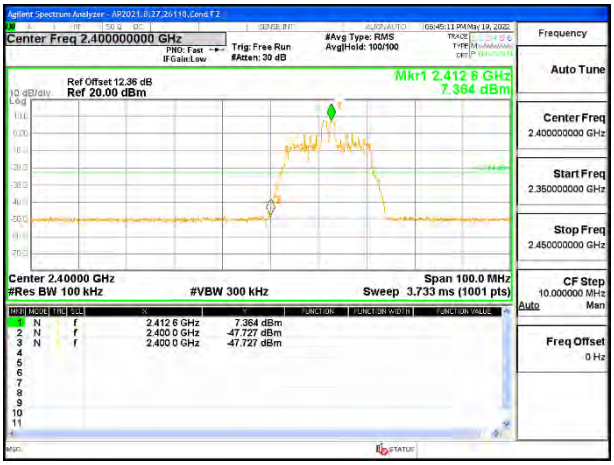

LOW CHANNEL 1 BANDEDGE [ANT 4]

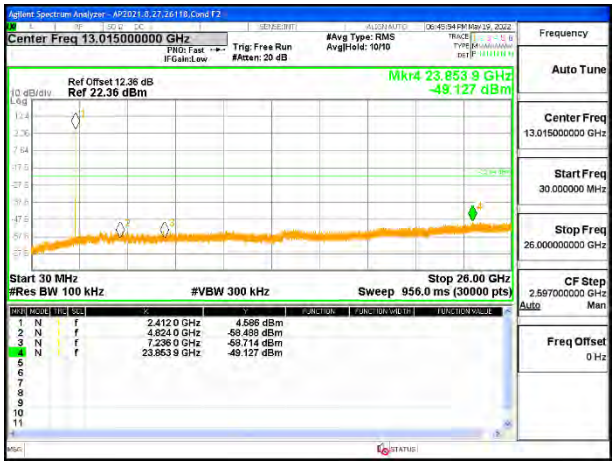

LOW CHANNEL 1 OUT-OF-BAND [ANT 4]

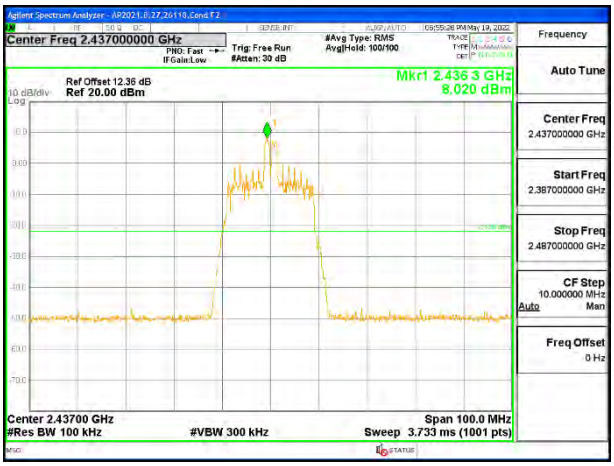

MID CHANNEL REFERENCE LEVEL [ANT 4]

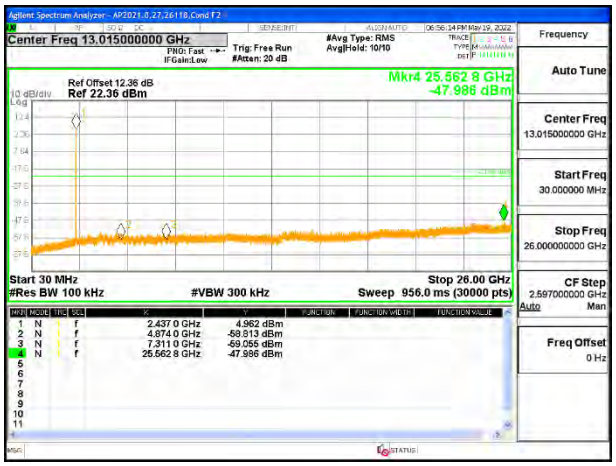

MID CHANNEL OUT-OF-BAND [ANT 4]

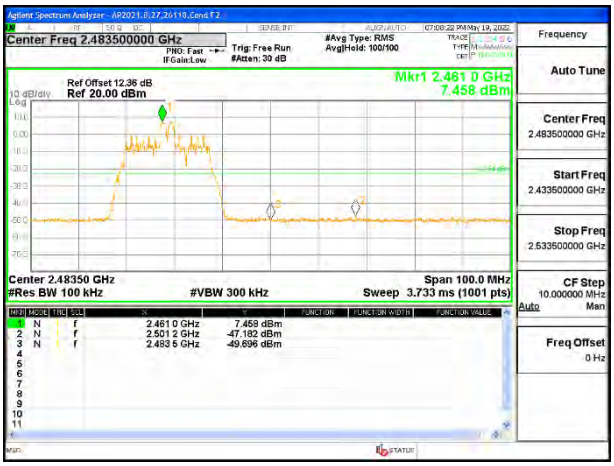

HIGH CHANNEL 11 BANDEDGE [ANT 4]

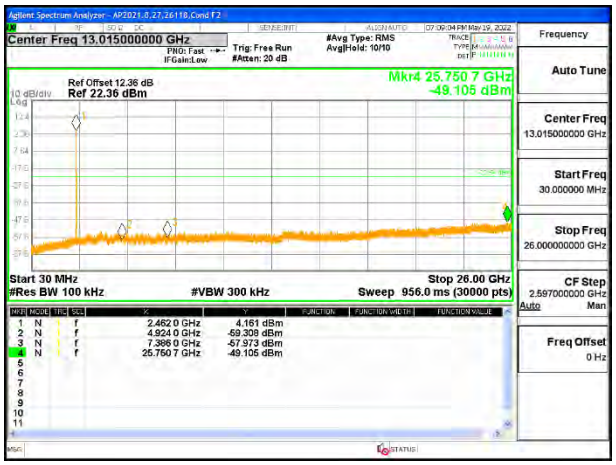

HIGH CHANNEL 11 OUT-OF-BAND [ANT 4]

UL LLC
47173 Benicia Street, Fremont, CA 94538; USA. TEL:(510) 319-4000 FAX:(510) 661-0888
This report shall not be reproduced except in full, without the written approval of UL LLC.

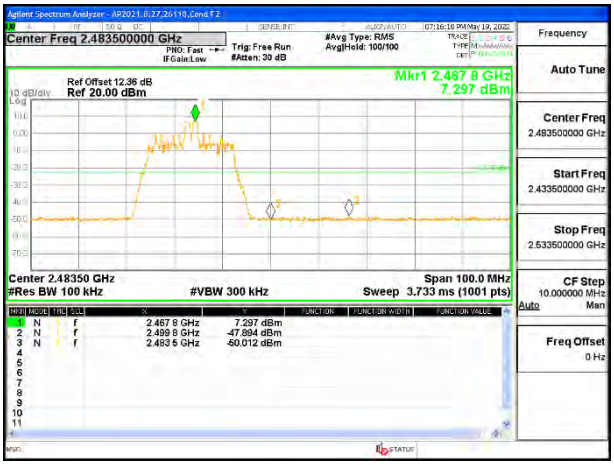

HIGH CHANNEL 12 BANDEDGE [ANT 4]

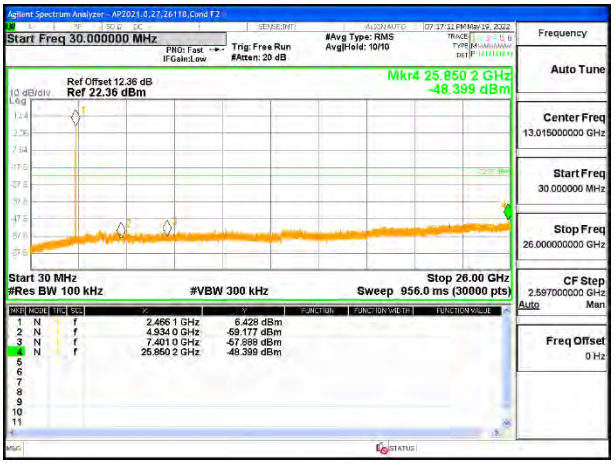

HIGH CHANNEL 12 OUT-OF-BAND [ANT 4]

HIGH CHANNEL 13 BANDEDGE [ANT 4]

HIGH CHANNEL 13 OUT-OF-BAND [ANT 4]

UL LLC
47173 Benicia Street, Fremont, CA 94538; USA. TEL:(510) 319-4000 FAX:(510) 661-0888
This report shall not be reproduced except in full, without the written approval of UL LLC.

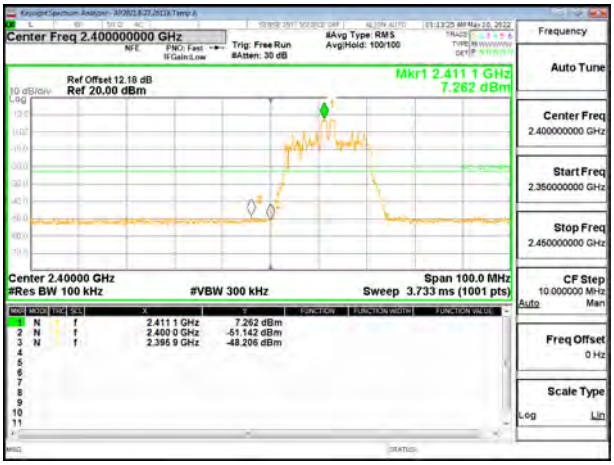

LOW CHANNEL 1 BANDEDGE [ANT 3]

LOW CHANNEL 1 OUT-OF-BAND [ANT 3]

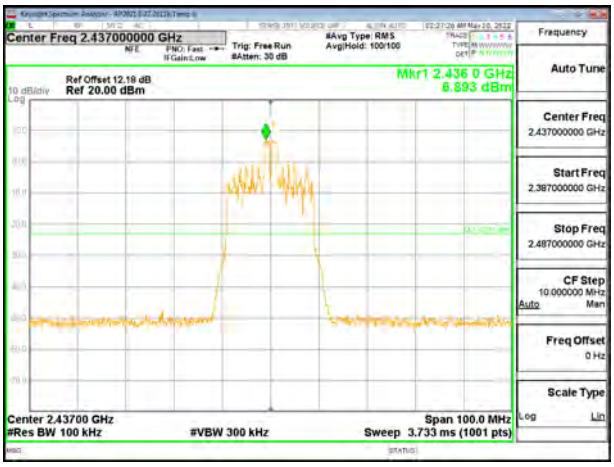

MID CHANNEL REFERENCE LEVEL [ANT 3]

MID CHANNEL OUT-OF-BAND [ANT 3]

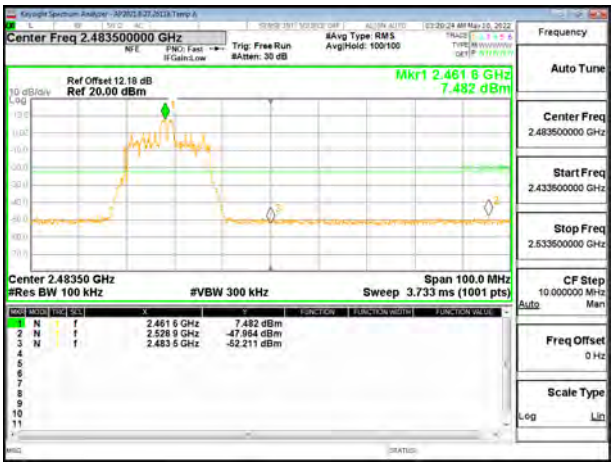

HIGH CHANNEL 11 BANDEDGE [ANT 3]

HIGH CHANNEL 11 OUT-OF-BAND [ANT 3]

UL LLC
47173 Benicia Street, Fremont, CA 94538; USA. TEL:(510) 319-4000 FAX:(510) 661-0888
This report shall not be reproduced except in full, without the written approval of UL LLC.

HIGH CHANNEL 12 BANDEDGE [ANT 3]

HIGH CHANNEL 12 OUT-OF-BAND [ANT 3]

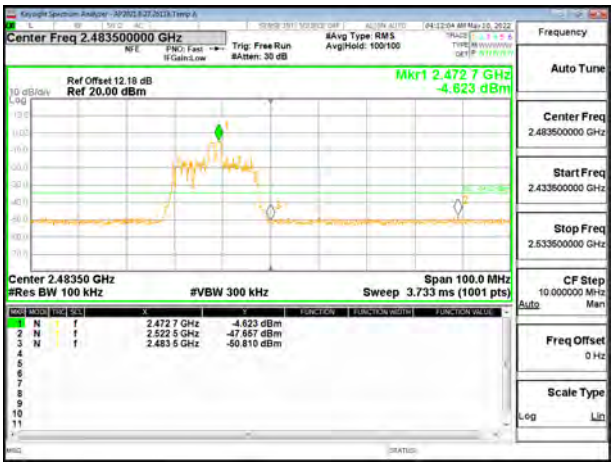

HIGH CHANNEL 13 BANDEDGE [ANT 3]

HIGH CHANNEL 13 OUT-OF-BAND [ANT 3]

UL LLC
47173 Benicia Street, Fremont, CA 94538; USA. TEL:(510) 319-4000 FAX:(510) 661-0888
This report shall not be reproduced except in full, without the written approval of UL LLC.

ANT 4 + ANT 3 2TX MODE: 26-Tones, RU Index 8

LOW CHANNEL 1 BANDEDGE [ANT 4]

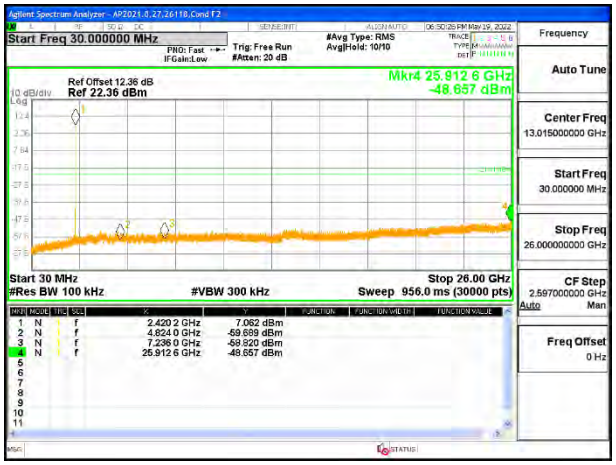

LOW CHANNEL 1 OUT-OF-BAND [ANT 4]

MID CHANNEL REFERENCE LEVEL [ANT 4]

MID CHANNEL OUT-OF-BAND [ANT 4]

HIGH CHANNEL 11 BANDEDGE [ANT 4]

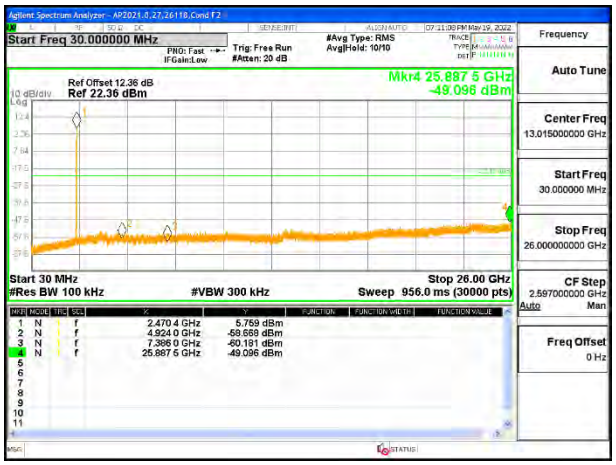

HIGH CHANNEL 11 OUT-OF-BAND [ANT 4]

UL LLC
47173 Benicia Street, Fremont, CA 94538; USA. TEL:(510) 319-4000 FAX:(510) 661-0888

This report shall not be reproduced except in full, without the written approval of UL LLC.

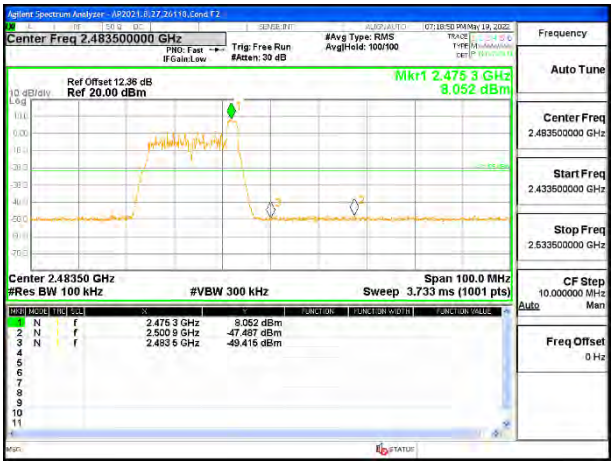

HIGH CHANNEL 12 BANDEDGE [ANT 4]

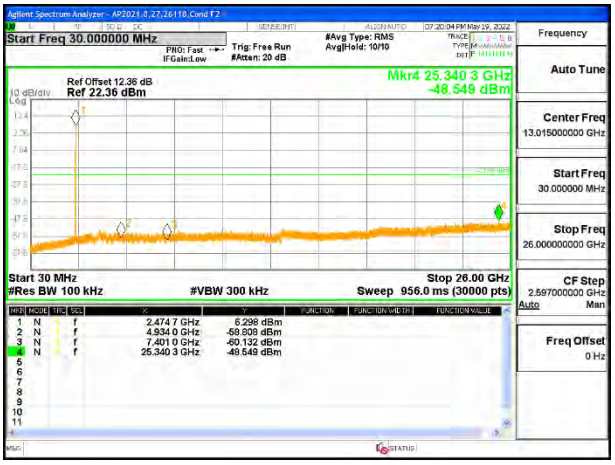

HIGH CHANNEL 12 OUT-OF-BAND [ANT 4]

HIGH CHANNEL 13 BANDEDGE [ANT 4]

HIGH CHANNEL 13 OUT-OF-BAND [ANT 4]

UL LLC
47173 Benicia Street, Fremont, CA 94538; USA. TEL:(510) 319-4000 FAX:(510) 661-0888
This report shall not be reproduced except in full, without the written approval of UL LLC.

LOW CHANNEL 1 BANDEDGE [ANT 3]

LOW CHANNEL 1 OUT-OF-BAND [ANT 3]

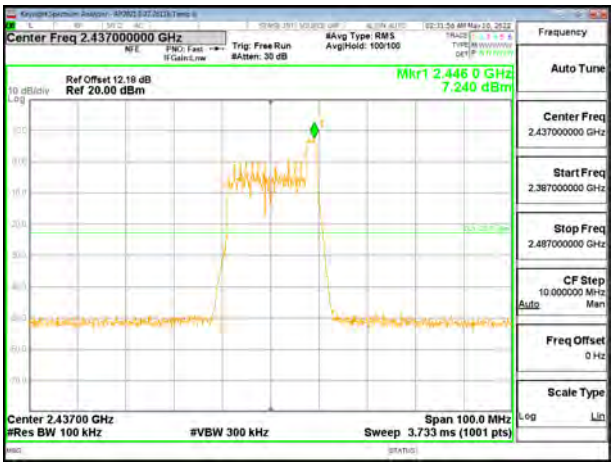

MID CHANNEL REFERENCE LEVEL [ANT 3]

MID CHANNEL OUT-OF-BAND [ANT 3]

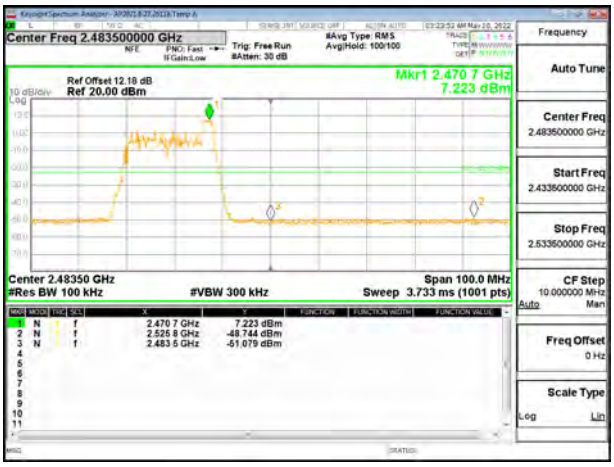

HIGH CHANNEL 11 BANDEDGE [ANT 3]

HIGH CHANNEL 11 OUT-OF-BAND [ANT 3]

UL LLC
47173 Benicia Street, Fremont, CA 94538; USA. TEL:(510) 319-4000 FAX:(510) 661-0888
This report shall not be reproduced except in full, without the written approval of UL LLC.

HIGH CHANNEL 12 BANDEDGE [ANT 3]

HIGH CHANNEL 12 OUT-OF-BAND [ANT 3]

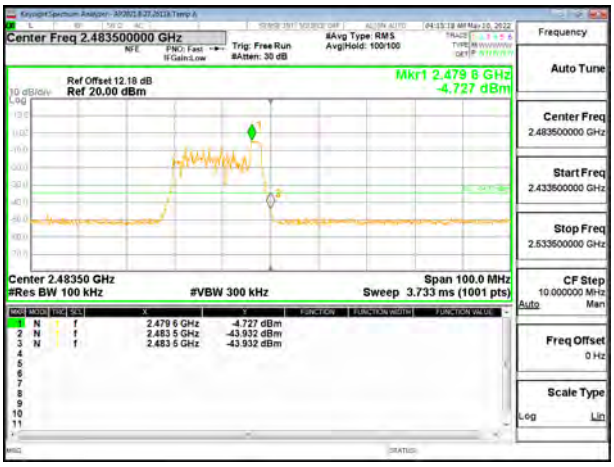

HIGH CHANNEL 13 BANDEDGE [ANT 3]

HIGH CHANNEL 13 OUT-OF-BAND [ANT 3]

UL LLC
47173 Benicia Street, Fremont, CA 94538; USA. TEL:(510) 319-4000 FAX:(510) 661-0888
This report shall not be reproduced except in full, without the written approval of UL LLC.

ANT 4 + ANT 3 2TX MODE: SU Mode

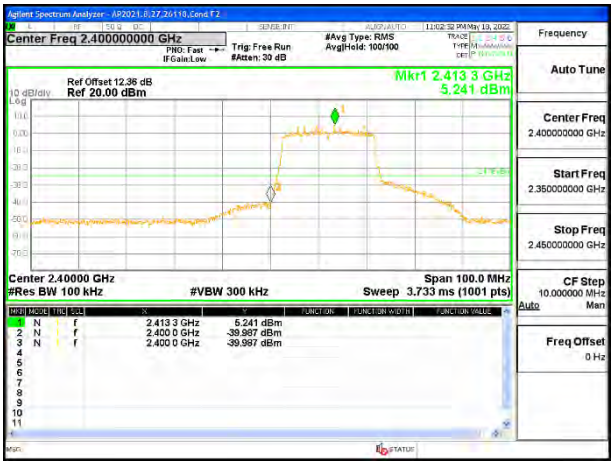

LOW CHANNEL 1 BANDEDGE [ANT 4]

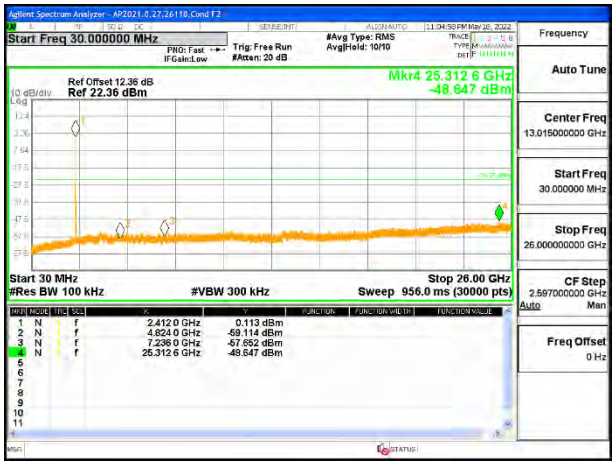

LOW CHANNEL 1 OUT-OF-BAND [ANT 4]

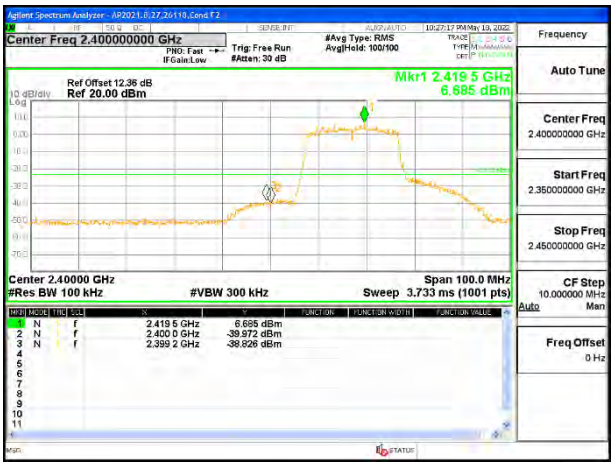

LOW CHANNEL 2 BANDEDGE [ANT 4]

LOW CHANNEL 2 OUT-OF-BAND [ANT 4]

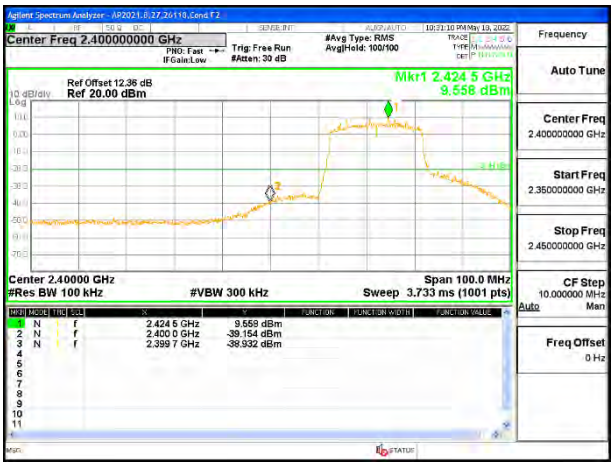

LOW CHANNEL 3 BANDEDGE [ANT 4]

LOW CHANNEL 3 OUT-OF-BAND [ANT 4]

UL LLC
47173 Benicia Street, Fremont, CA 94538; USA. TEL:(510) 319-4000 FAX:(510) 661-0888
This report shall not be reproduced except in full, without the written approval of UL LLC.

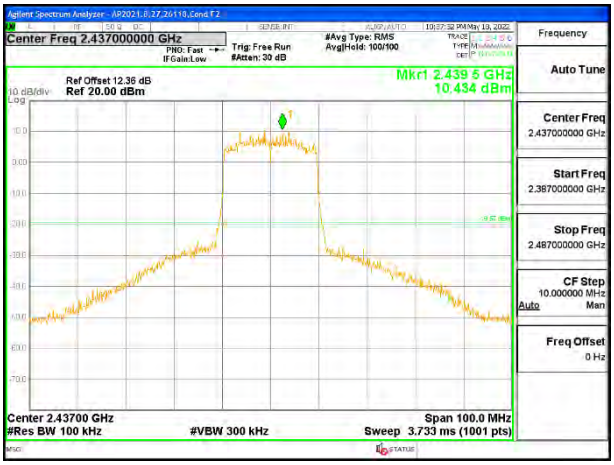

MID CHANNEL REFERENCE LEVEL [ANT 4]

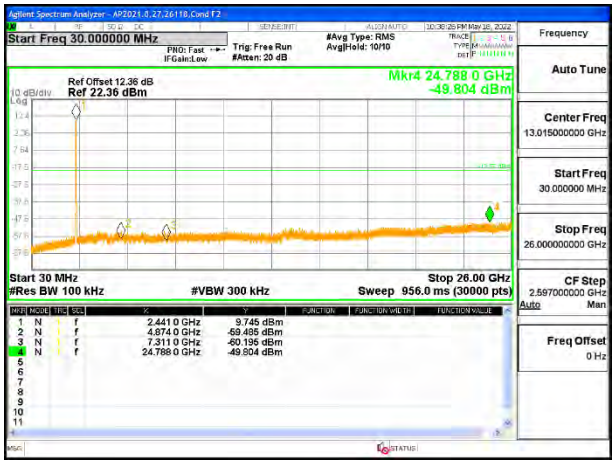

MID CHANNEL OUT-OF-BAND [ANT 4]

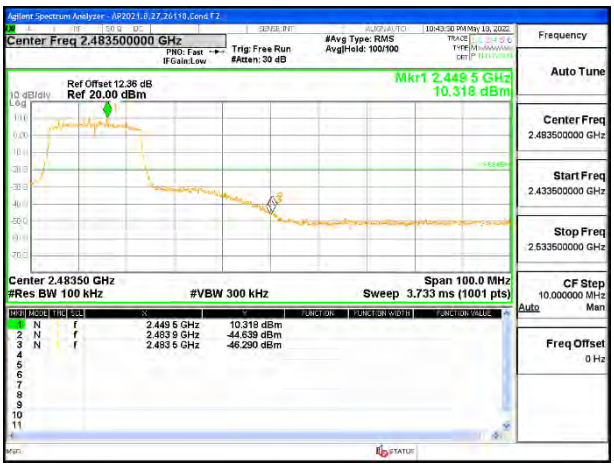

HIGH CHANNEL 8 BANDEDGE [ANT 4]

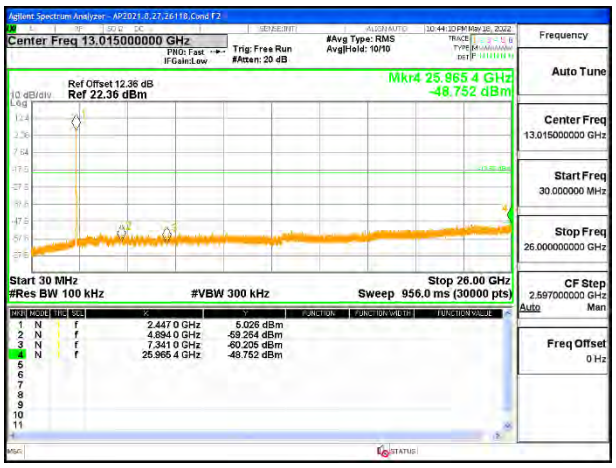

HIGH CHANNEL 8 OUT-OF-BAND [ANT 4]

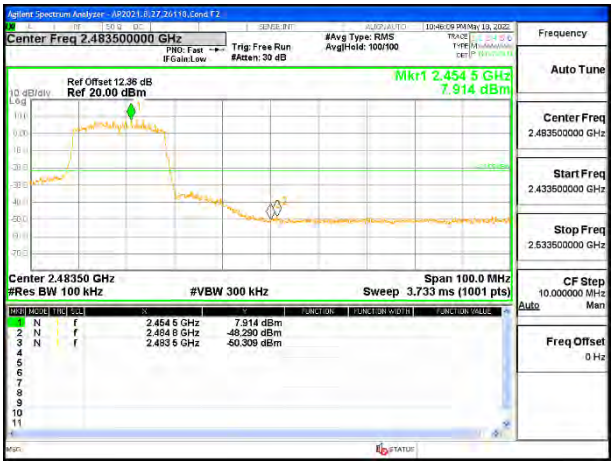

HIGH CHANNEL 9 BANDEDGE [ANT 4]

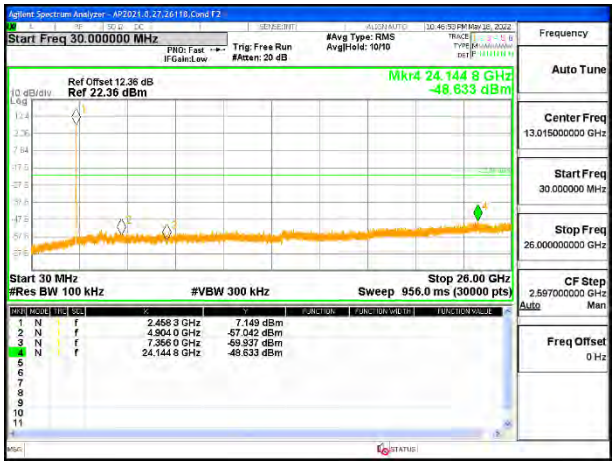

HIGH CHANNEL 9 OUT-OF-BAND [ANT 4]

UL LLC
47173 Benicia Street, Fremont, CA 94538; USA. TEL:(510) 319-4000 FAX:(510) 661-0888
This report shall not be reproduced except in full, without the written approval of UL LLC.

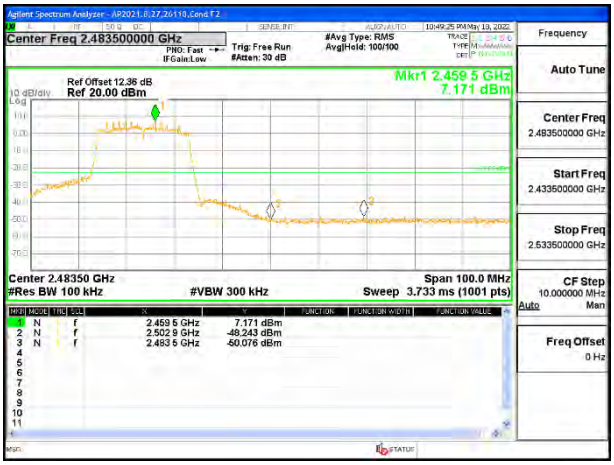

HIGH CHANNEL 10 BANDEDGE [ANT 4]

HIGH CHANNEL 10 OUT-OF-BAND [ANT 4]

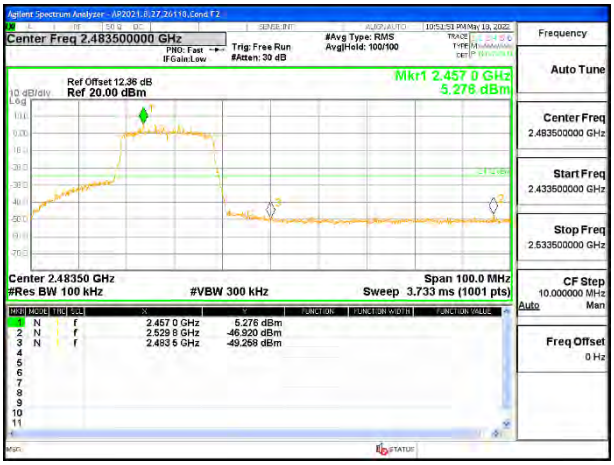

HIGH CHANNEL 11 BANDEDGE [ANT 4]

HIGH CHANNEL 11 OUT-OF-BAND [ANT 4]

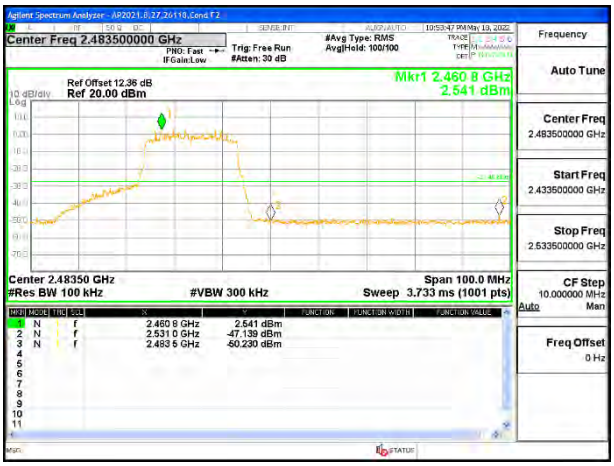

HIGH CHANNEL 12 BANDEDGE [ANT 4]

HIGH CHANNEL 12 OUT-OF-BAND [ANT 4]

UL LLC
47173 Benicia Street, Fremont, CA 94538; USA. TEL:(510) 319-4000 FAX:(510) 661-0888
This report shall not be reproduced except in full, without the written approval of UL LLC.

HIGH CHANNEL 13 BANDEDGE [ANT 4]

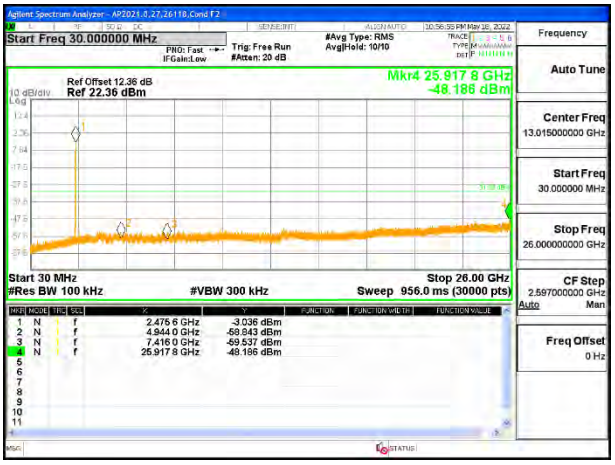

HIGH CHANNEL 13 OUT-OF-BAND [ANT 4]

UL LLC
47173 Benicia Street, Fremont, CA 94538; USA. TEL:(510) 319-4000 FAX:(510) 661-0888
This report shall not be reproduced except in full, without the written approval of UL LLC.

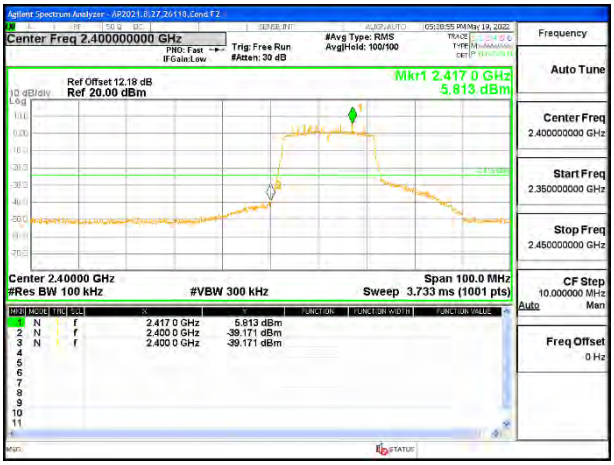

LOW CHANNEL 1 BANDEDGE [ANT 3]

LOW CHANNEL 1 OUT-OF-BAND [ANT 3]

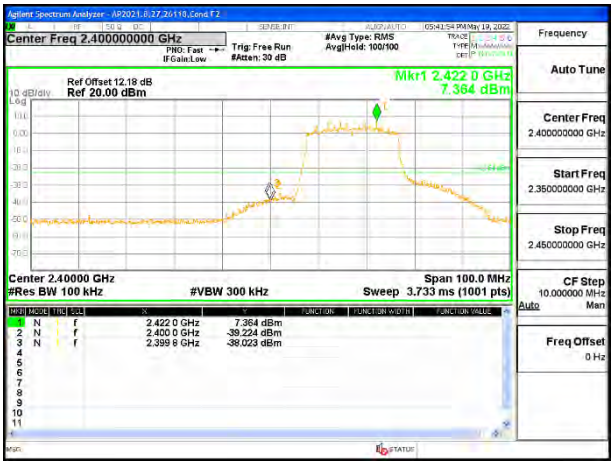

LOW CHANNEL 2 BANDEDGE [ANT 3]

LOW CHANNEL 2 OUT-OF-BAND [ANT 3]

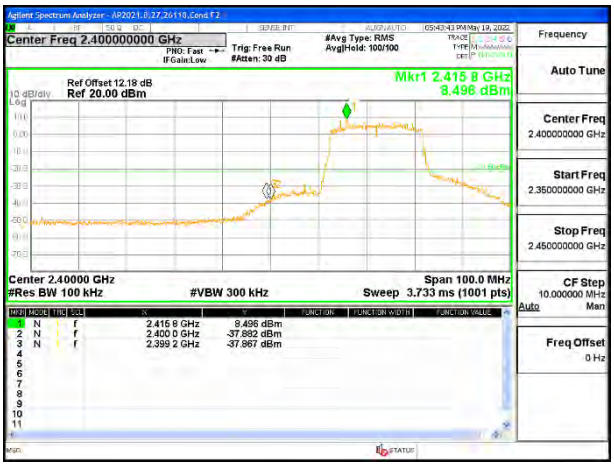

LOW CHANNEL 3 BANDEDGE [ANT 3]

LOW CHANNEL 3 OUT-OF-BAND [ANT 3]

UL LLC
47173 Benicia Street, Fremont, CA 94538; USA. TEL:(510) 319-4000 FAX:(510) 661-0888
This report shall not be reproduced except in full, without the written approval of UL LLC.

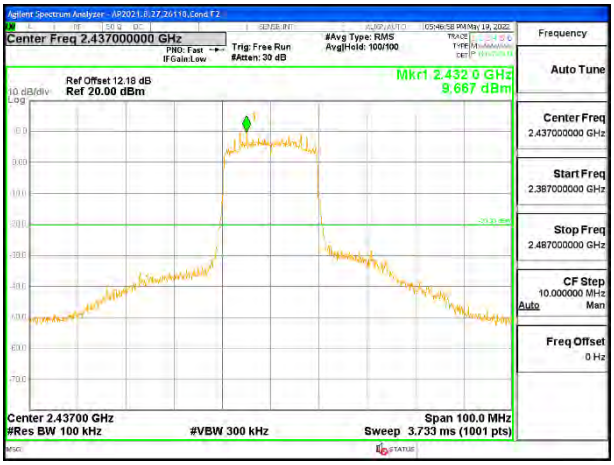

MID CHANNEL REFERENCE LEVEL [ANT 3]

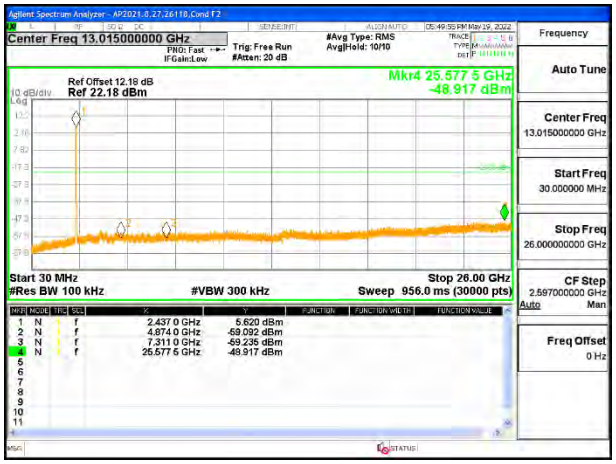

MID CHANNEL OUT-OF-BAND [ANT 3]

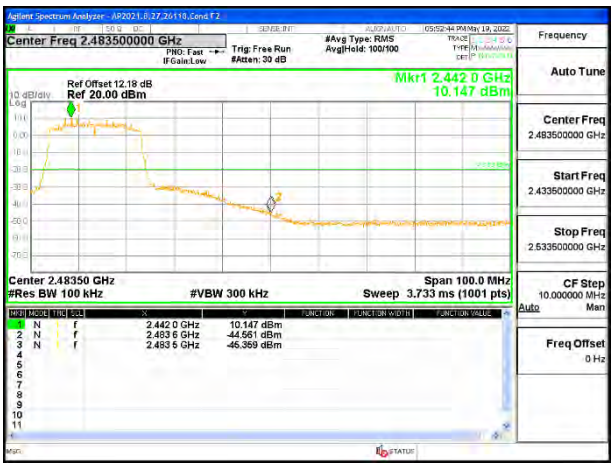

HIGH CHANNEL 8 BANDEDGE [ANT 3]

HIGH CHANNEL 8 OUT-OF-BAND [ANT 3]

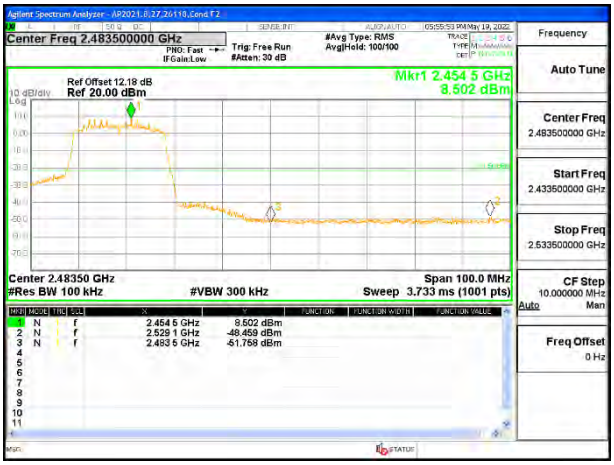

HIGH CHANNEL 9 BANDEDGE [ANT 3]

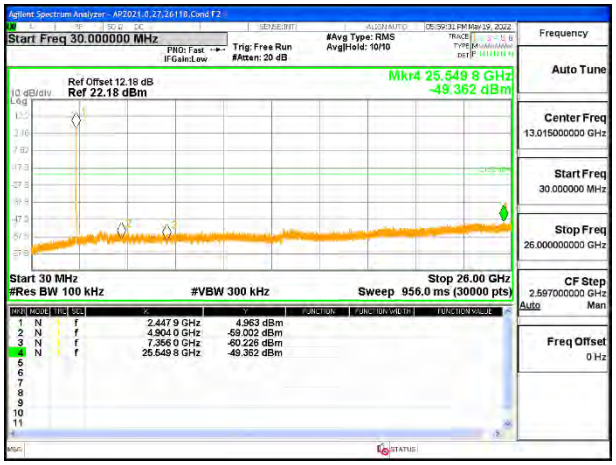

HIGH CHANNEL 9 OUT-OF-BAND [ANT 3]

UL LLC
47173 Benicia Street, Fremont, CA 94538; USA. TEL:(510) 319-4000 FAX:(510) 661-0888
This report shall not be reproduced except in full, without the written approval of UL LLC.

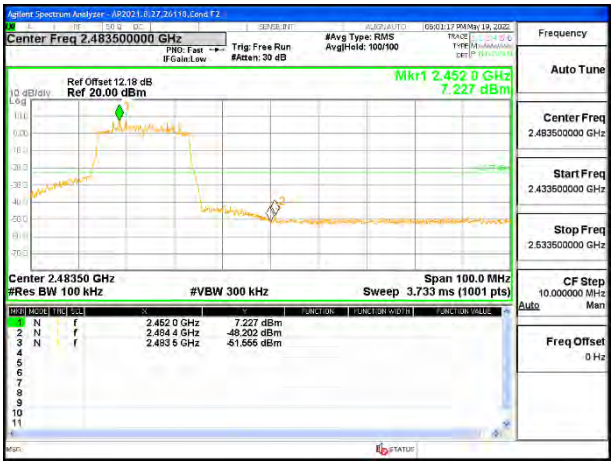

HIGH CHANNEL 10 BANDEDGE [ANT 3]

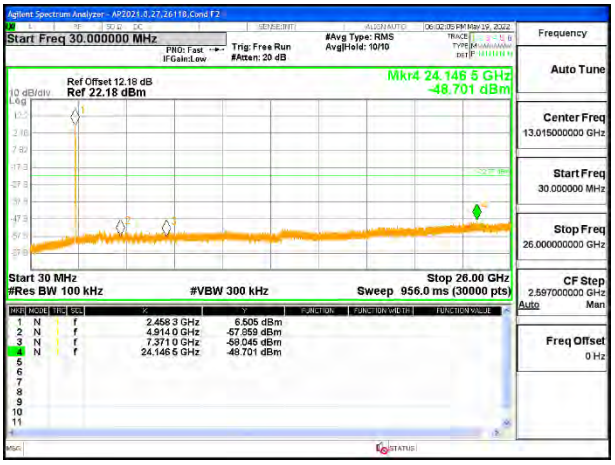

HIGH CHANNEL 10 OUT-OF-BAND [ANT 3]

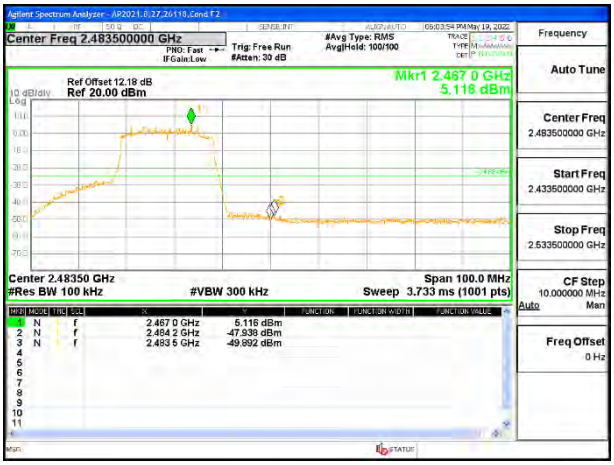

HIGH CHANNEL 11 BANDEDGE [ANT 3]

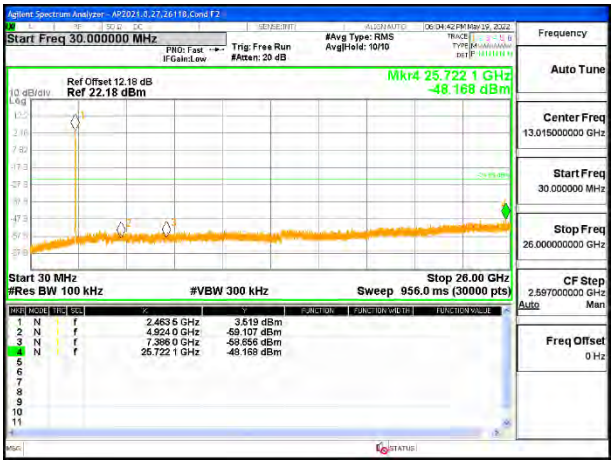

HIGH CHANNEL 11 OUT-OF-BAND [ANT 3]

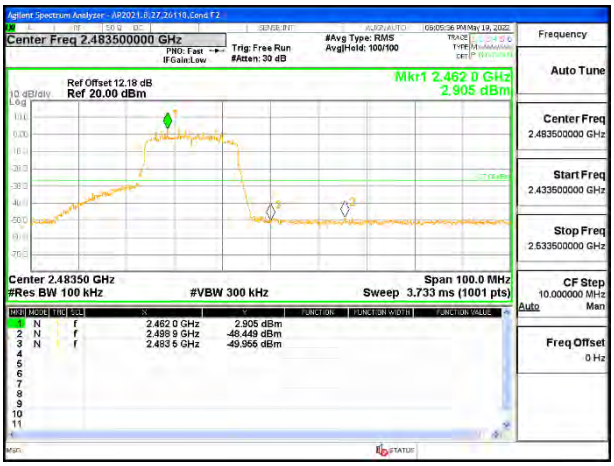

HIGH CHANNEL 12 BANDEDGE [ANT 3]

HIGH CHANNEL 12 OUT-OF-BAND [ANT 3]

UL LLC
47173 Benicia Street, Fremont, CA 94538; USA. TEL:(510) 319-4000 FAX:(510) 661-0888
This report shall not be reproduced except in full, without the written approval of UL LLC.

HIGH CHANNEL 13 BANDEDGE [ANT 3]

HIGH CHANNEL 13 OUT-OF-BAND [ANT 3]

UL LLC
47173 Benicia Street, Fremont, CA 94538; USA. TEL:(510) 319-4000 FAX:(510) 661-0888
This report shall not be reproduced except in full, without the written approval of UL LLC.

10. RADIATED TEST RESULTS

LIMITS

FCC §15.205 and §15.209
RSS-GEN, Section 8.9 and 8.10

Frequency Range (MHz)	Field Strength Limit (uV/m) at 3 m	Field Strength Limit (dBuV/m) at 3 m
0.009-0.490	2400/F(kHz) @ 300 m	-
0.490-1.705	24000/F(kHz) @ 30 m	-
1.705 - 30	30 @ 30m	-
30 - 88	100	40
88 - 216	150	43.5
216 - 960	200	46
Above 960	500	54

TEST PROCEDURE

The EUT is placed on a non-conducting table 80 cm above the ground plane for measurement below 1GHz; 1.5 m above the ground plane for measurement above 1GHz. The antenna to EUT distance is 3 meters. The EUT is configured in accordance with ANSI C63.10. The EUT is set to transmit in a continuous mode.

For measurements below 1 GHz the resolution bandwidth is set to 100 kHz for peak detection measurements or 120 kHz for quasi-peak detection measurements. Peak detection is used unless otherwise noted as quasi-peak.

For pre-scans above 1 GHz the resolution bandwidth is set to 1 MHz; the video bandwidth is set to 30 KHz for peak measurements.

For final measurements above 1 GHz the resolution bandwidth is set to 1 MHz; the video bandwidth is set to 3 MHz for peak measurements and as applicable for average measurements.

The spectrum from 1 GHz to 18 GHz is investigated with the transmitter set to the lowest, middle, and highest channels in each applicable band. Below 1GHz and above 18GHz emissions, the channel with the highest output power was tested.

The frequency range of interest is monitored at a fixed antenna height and EUT azimuth. The EUT is rotated through 360 degrees to maximize emissions received. The antenna is scanned from 1 to 4 meters above the ground plane to further maximize the emission. Measurements are made with the antenna polarized in both the vertical and the horizontal positions.

Note: The limits in CFR 47, Part 15, Subpart C, paragraph 15.209(a), are identical to those in RSS-Gen section 8.9, Table 6, since the measurements are performed in terms of magnetic field strength and converted to electric field strength levels (as report in the table) using free space impedance of 377 Ohms. For example, the measurement at frequency X kHz resulted in a level of Y dBuV/m, which is equivalent to Y-51.5 = Z dBuA/m, which has the same margin, W dB to the corresponding RSS-Gen Table 6 limit as it has to 15.209(a) limit.

UL LLC
47173 Benicia Street, Fremont, CA 94538; USA. TEL:(510) 319-4000 FAX:(510) 661-0888
This report shall not be reproduced except in full, without the written approval of UL LLC.

KDB 414788 Open Field Site(OFS) and Chamber Correlation Justification

Base on FCC 15.31 (f) (2): measurements may be performed at a distance closer than that specified in the regulations; however, an attempt should be made to avoid making measurements in the near field.

OFS and chamber correlation testing had been performed and chamber measured test result is the worst-case test result.

RESULTS

UL LLC
47173 Benicia Street, Fremont, CA 94538; USA. TEL:(510) 319-4000 FAX:(510) 661-0888
This report shall not be reproduced except in full, without the written approval of UL LLC.

10.1. TRANSMITTER ABOVE 1 GHz

10.1.1. 802.11b ANT 4 MODE IN THE 2.4 GHz BAND (BANDEDGE)

BANDEDGE (LOW CHANNEL, CH 1)

HORIZONTAL RESULT

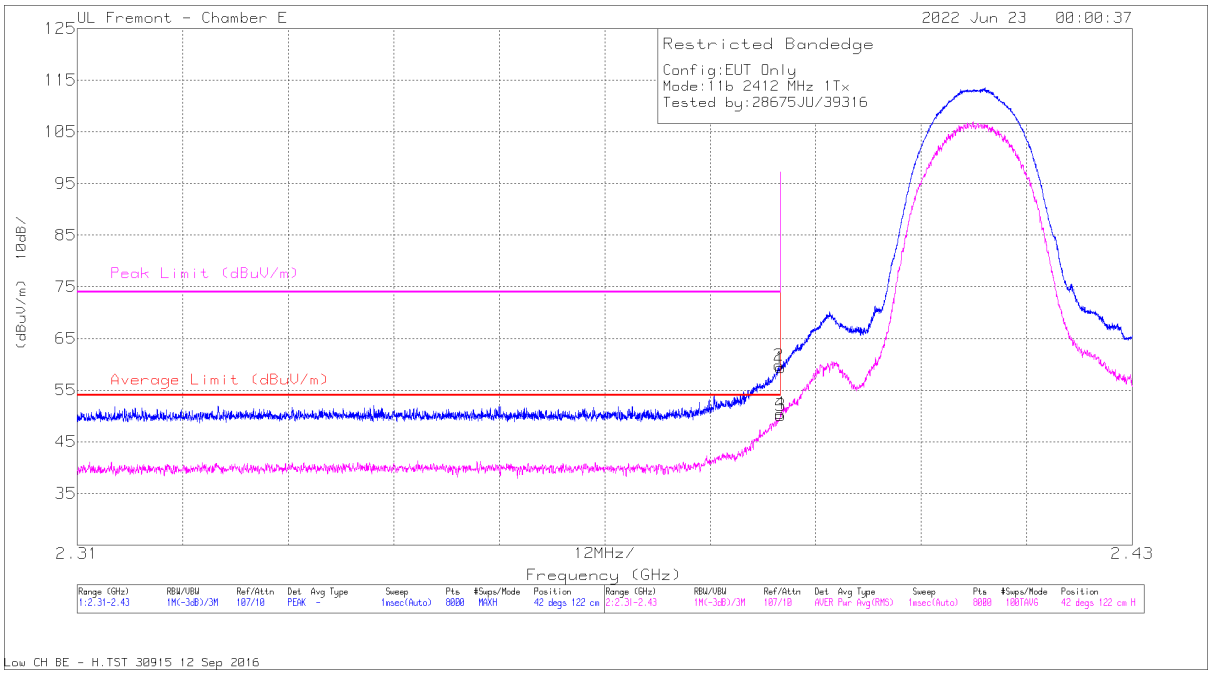

Marker	Frequency (GHz)	Meter Reading (dBuV)	Det	200897 ACF (dB/m)	Amp/Cbl/Pad (dB)	Corrected Reading (dBuV/m)	Average Limit (dBuV/m)	Margin (dB)	Peak Limit (dBuV/m)	PK Margin (dB)	Azimuth (Degs)	Height (cm)	Polarity
1	* 2.39	53.22	Pk	32	-25.9	59.32	-	-	74	-14.68	42	122	H
2	* 2.38982	53.69	Pk	32	-25.9	59.79	-	-	74	-14.21	42	122	H
3	* 2.39	44.01	RMS	32	-25.9	50.11	54	-3.89	-	-	42	122	H
4	* 2.38997	44.37	RMS	32	-25.9	50.47	54	-3.53	-	-	42	122	H

* - indicates frequency in CFR47 Pt 15 / IC RSS-Restricted Band
Pk - Peak detector
RMS - RMS detection

UL LLC
47173 Benicia Street, Fremont, CA 94538; USA. TEL:(510) 319-4000 FAX:(510) 661-0888
This report shall not be reproduced except in full, without the written approval of UL LLC.

VERTICAL RESULT

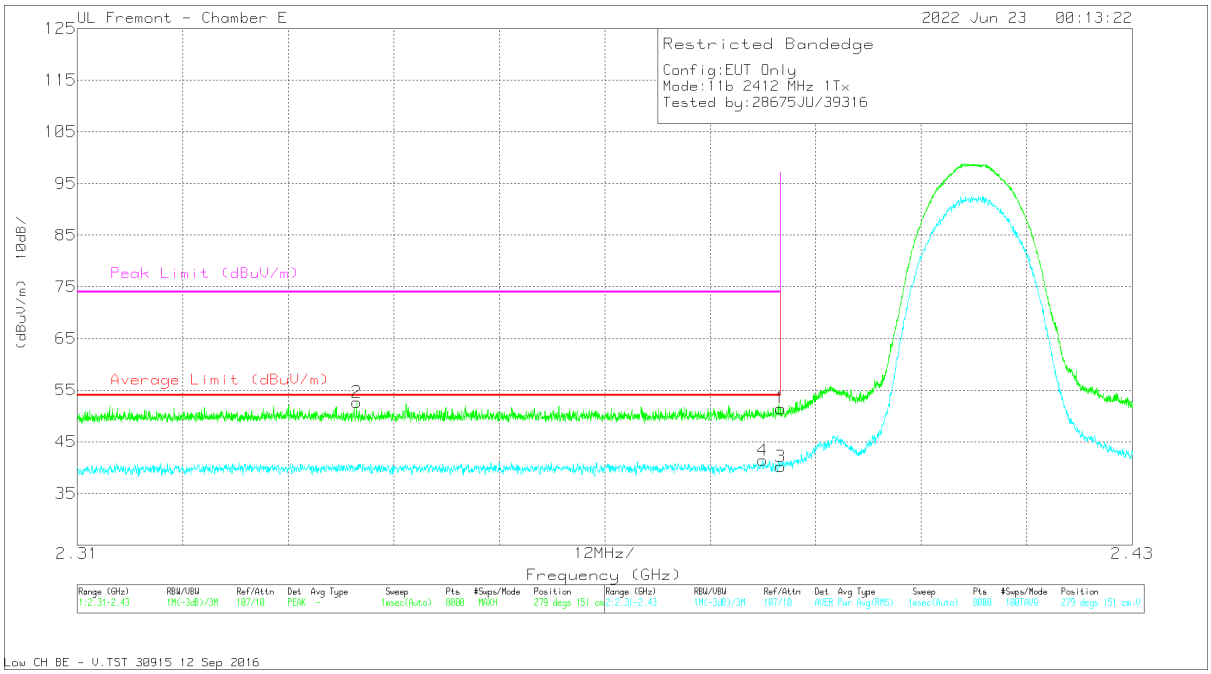

Marker	Frequency (GHz)	Meter Reading (dBuV)	Det	200897 ACF (dB/m)	Amp/Cbl/Pad (dB)	Corrected Reading (dBuV/m)	Average Limit (dBuV/m)	Margin (dB)	Peak Limit (dBuV/m)	PK Margin (dB)	Azimuth (Degs)	Height (cm)	Polarity
1	* 2.39	45.37	Pk	32	-25.9	51.47	-	-	74	-22.53	279	151	V
2	* 2.3417	46.64	Pk	32	-26	52.64	-	-	74	-21.36	279	151	V
3	* 2.39	34.1	RMS	32	-25.9	40.2	54	-13.8	-	-	279	151	V
4	* 2.3879	35.33	RMS	32	-25.9	41.43	54	-12.57	-	-	279	151	V

* - indicates frequency in CFR47 Pt 15 / IC RSS-Restricted Band
Pk - Peak detector
RMS - RMS detection

UL LLC
47173 Benicia Street, Fremont, CA 94538; USA. TEL:(510) 319-4000 FAX:(510) 661-0888
This report shall not be reproduced except in full, without the written approval of UL LLC.

BANDEDGE (HIGH CHANNEL, CH 11)

HORIZONTAL RESULT

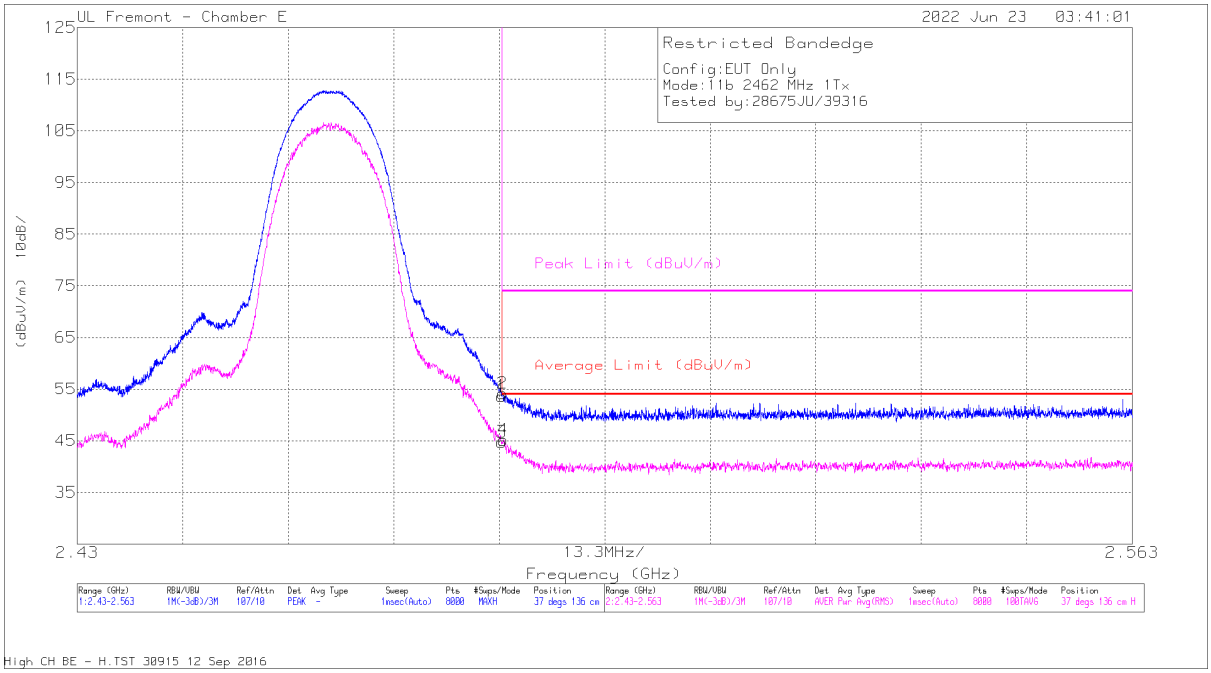

Marker	Frequency (GHz)	Meter Reading (dBuV)	Det	200897 ACF (dB/m)	Amp/Cbl/Pad (dB)	Corrected Reading (dBuV/m)	Average Limit (dBuV/m)	Margin (dB)	Peak Limit (dBuV/m)	PK Margin (dB)	Azimuth (Degs)	Height (cm)	Polarity
1	* 2.4835	47.73	Pk	31.8	-25.9	53.63	-	-	74	-20.37	37	136	H
2	* 2.483639	48.27	Pk	31.8	-25.9	54.17	-	-	74	-19.83	37	136	H
3	* 2.4835	38.84	RMS	31.8	-25.9	44.74	54	-9.26	-	-	37	136	H
4	* 2.483722	39.26	RMS	31.9	-26	45.16	54	-8.84	-	-	37	136	H

* - indicates frequency in CFR47 Pt 15 / IC RSS-Restricted Band
Pk - Peak detector
RMS - RMS detection

UL LLC
47173 Benicia Street, Fremont, CA 94538; USA. TEL:(510) 319-4000 FAX:(510) 661-0888
This report shall not be reproduced except in full, without the written approval of UL LLC.

VERTICAL RESULT

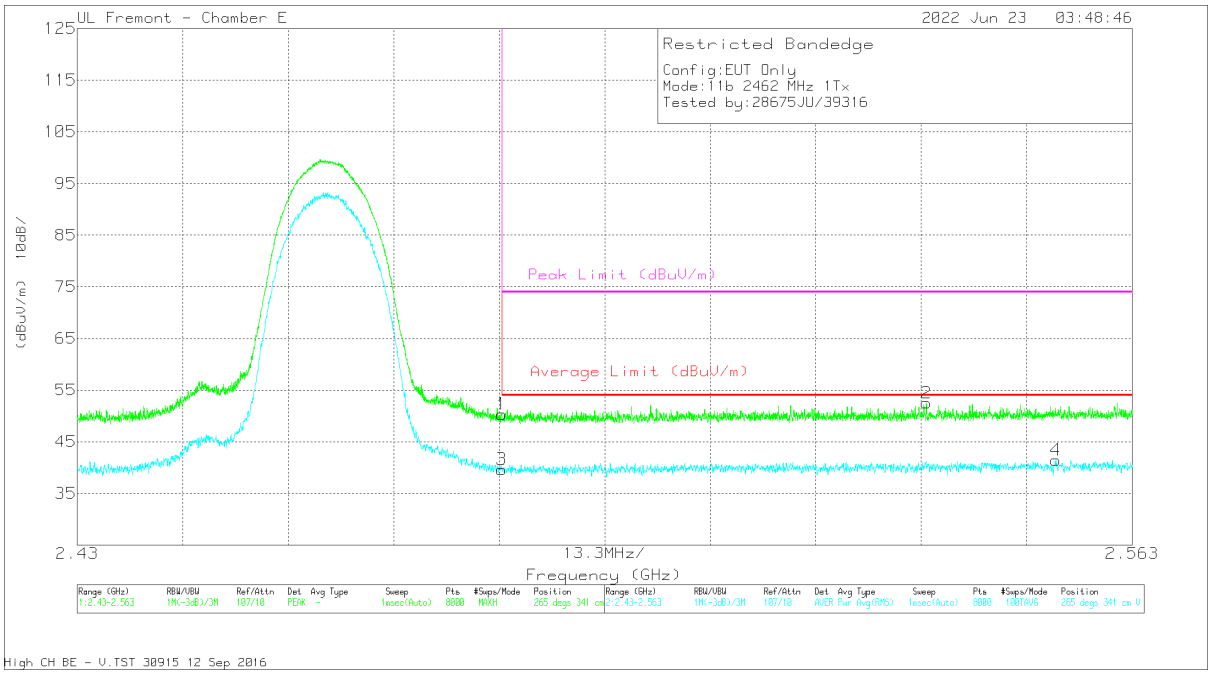

Marker	Frequency (GHz)	Meter Reading (dBuV)	Det	200897 ACF (dB/m)	Amp/Cbl/Pad (dB)	Corrected Reading (dBuV/m)	Average Limit (dBuV/m)	Margin (dB)	Peak Limit (dBuV/m)	PK Margin (dB)	Azimuth (Degs)	Height (cm)	Polarity
1	* 2.4835	44.43	Pk	31.8	-25.9	50.33	-	-	74	-23.67	265	341	V
3	* 2.4835	33.74	RMS	31.8	-25.9	39.64	54	-14.36	-	-	265	341	V
2	2.537045	46.2	Pk	32.3	-26	52.5	-	-	74	-21.5	265	341	V
4	2.553372	35.04	RMS	32.4	-26	41.44	54	-12.56	-	-	265	341	V

* - indicates frequency in CFR47 Pt 15 / IC RSS-Restricted Band
Pk - Peak detector
RMS - RMS detection

UL LLC
47173 Benicia Street, Fremont, CA 94538; USA. TEL:(510) 319-4000 FAX:(510) 661-0888
This report shall not be reproduced except in full, without the written approval of UL LLC.

BANDEDGE (HIGH CHANNEL, CH 12)

HORIZONTAL RESULT

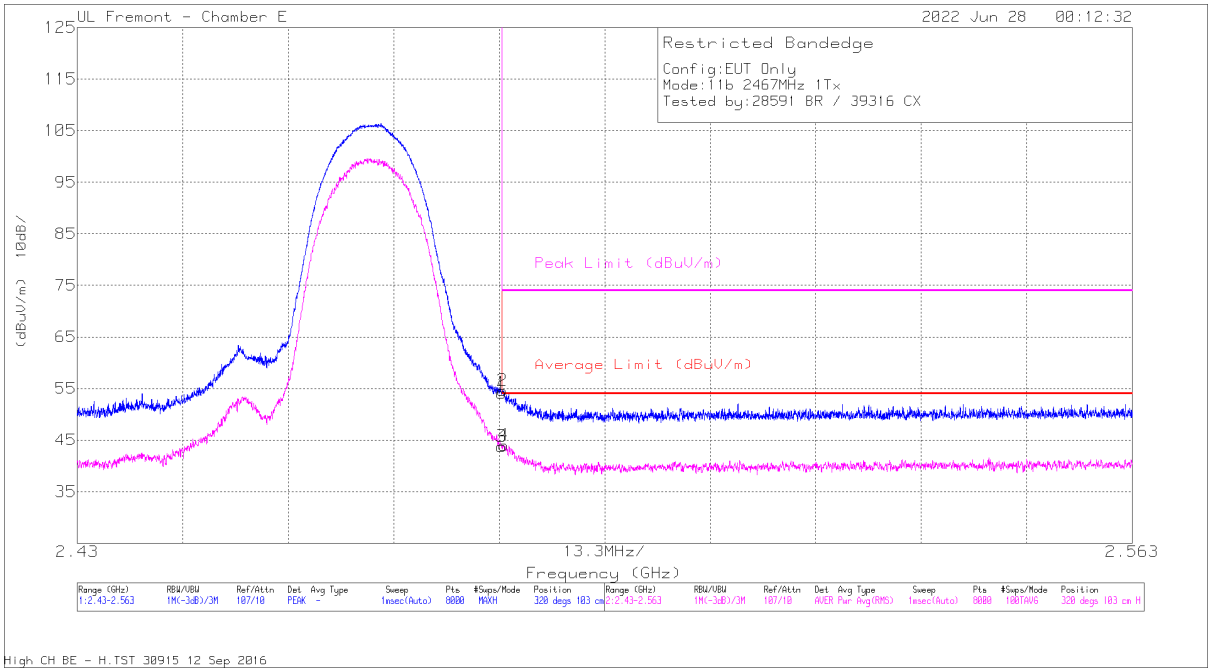

Marker	Frequency (GHz)	Meter Reading (dBuV)	Det	200897 ACF (dB/m)	Amp/Cbl/Pad (dB)	Corrected Reading (dBuV/m)	Average Limit (dBuV/m)	Margin (dB)	Peak Limit (dBuV/m)	PK Margin (dB)	Azimuth (Degs)	Height (cm)	Polarity
1	* 2.4835	48.21	Pk	31.8	-25.9	54.11	-	-	74	-19.89	320	103	H
2	* 2.483639	48.7	Pk	31.8	-25.9	54.6	-	-	74	-19.4	320	103	H
3	* 2.4835	37.85	RMS	31.8	-25.9	43.75	54	-10.25	-	-	320	103	H
4	* 2.483788	38.13	RMS	31.9	-26	44.03	54	-9.97	-	-	320	103	H

* - indicates frequency in CFR47 Pt 15 / IC RSS-Restricted Band
Pk - Peak detector
RMS - RMS detection

UL LLC
47173 Benicia Street, Fremont, CA 94538; USA. TEL:(510) 319-4000 FAX:(510) 661-0888
This report shall not be reproduced except in full, without the written approval of UL LLC.

VERTICAL RESULT

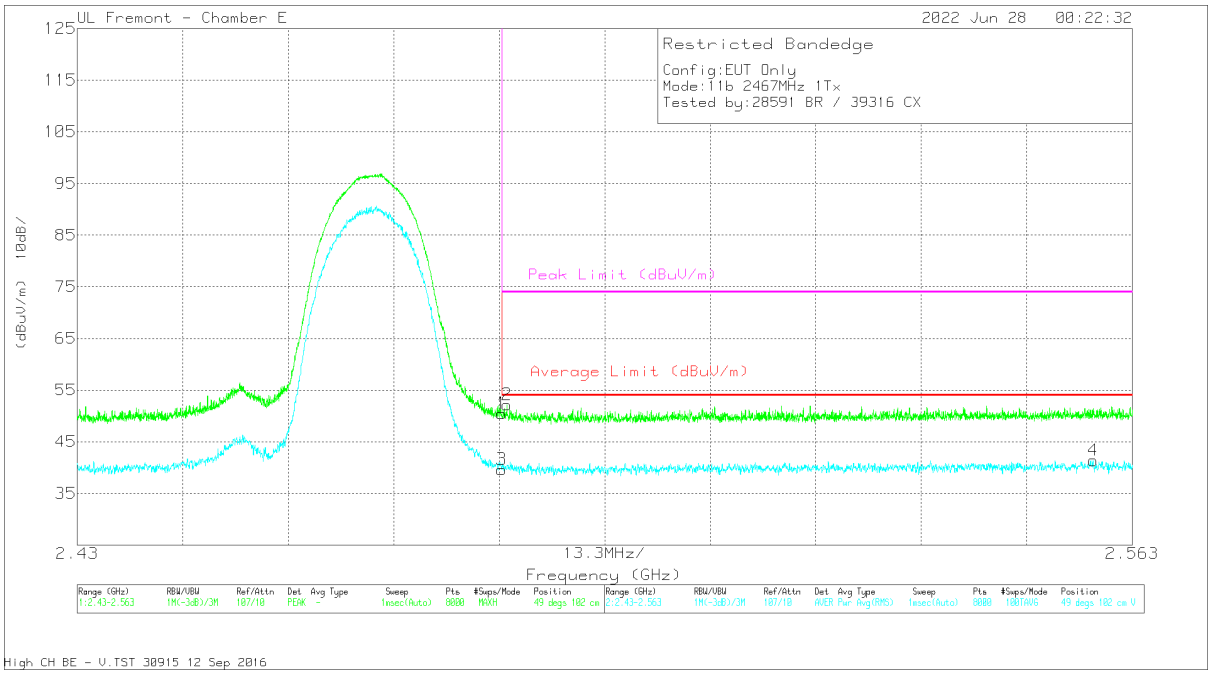

Marker	Frequency (GHz)	Meter Reading (dBuV)	Det	200897 ACF (dB/m)	Amp/Cbl/Pad (dB)	Corrected Reading (dBuV/m)	Average Limit (dBuV/m)	Margin (dB)	Peak Limit (dBuV/m)	PK Margin (dB)	Azimuth (Degs)	Height (cm)	Polarity
1	* 2.4835	44.55	Pk	31.8	-25.9	50.45	-	-	74	-23.55	49	102	V
2	* 2.484171	46.28	Pk	31.9	-26	52.18	-	-	74	-21.82	49	102	V
3	* 2.4835	33.73	RMS	31.8	-25.9	39.63	54	-14.37	-	-	49	102	V
4	2.558078	34.87	RMS	32.4	-25.9	41.37	54	-12.63	-	-	49	102	V

* - indicates frequency in CFR47 Pt 15 / IC RSS-Restricted Band
Pk - Peak detector
RMS - RMS detection

UL LLC
47173 Benicia Street, Fremont, CA 94538; USA. TEL:(510) 319-4000 FAX:(510) 661-0888
This report shall not be reproduced except in full, without the written approval of UL LLC.

BANDEDGE (HIGH CHANNEL, CH 13)

HORIZONTAL RESULT

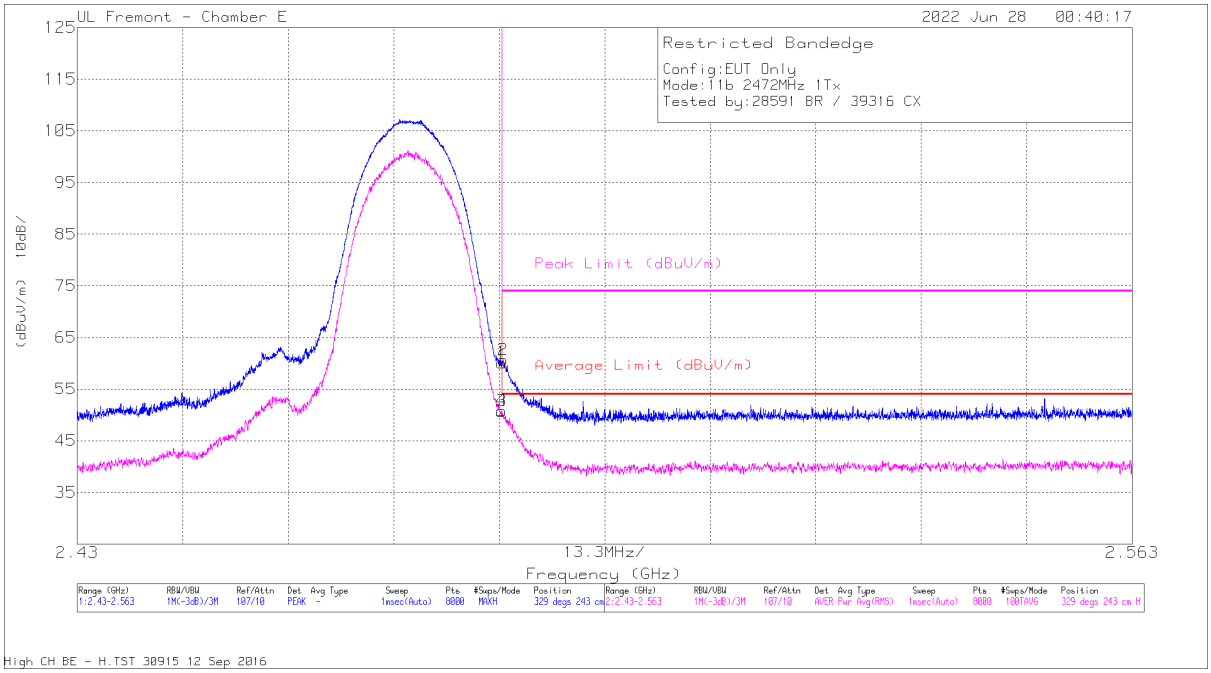

Marker	Frequency (GHz)	Meter Reading (dBuV)	Det	200897 ACF (dB/m)	Amp/Cbl/Pad (dB)	Corrected Reading (dBuV/m)	Average Limit (dBuV/m)	Margin (dB)	Peak Limit (dBuV/m)	PK Margin (dB)	Azimuth (Degs)	Height (cm)	Polarity
1	* 2.4835	54.21	Pk	31.8	-25.9	60.11	-	-	74	-13.89	329	243	H
2	* 2.483689	54.74	Pk	31.9	-26	60.64	-	-	74	-13.36	329	243	H
3	* 2.4835	44.85	RMS	31.8	-25.9	50.75	54	-3.25	-	-	329	243	H
4	* 2.483506	44.92	RMS	31.8	-25.9	50.82	54	-3.18	-	-	329	243	H

* - indicates frequency in CFR47 Pt 15 / IC RSS-Restricted Band
Pk - Peak detector
RMS - RMS detection

UL LLC
47173 Benicia Street, Fremont, CA 94538; USA. TEL:(510) 319-4000 FAX:(510) 661-0888
This report shall not be reproduced except in full, without the written approval of UL LLC.

VERTICAL RESULT

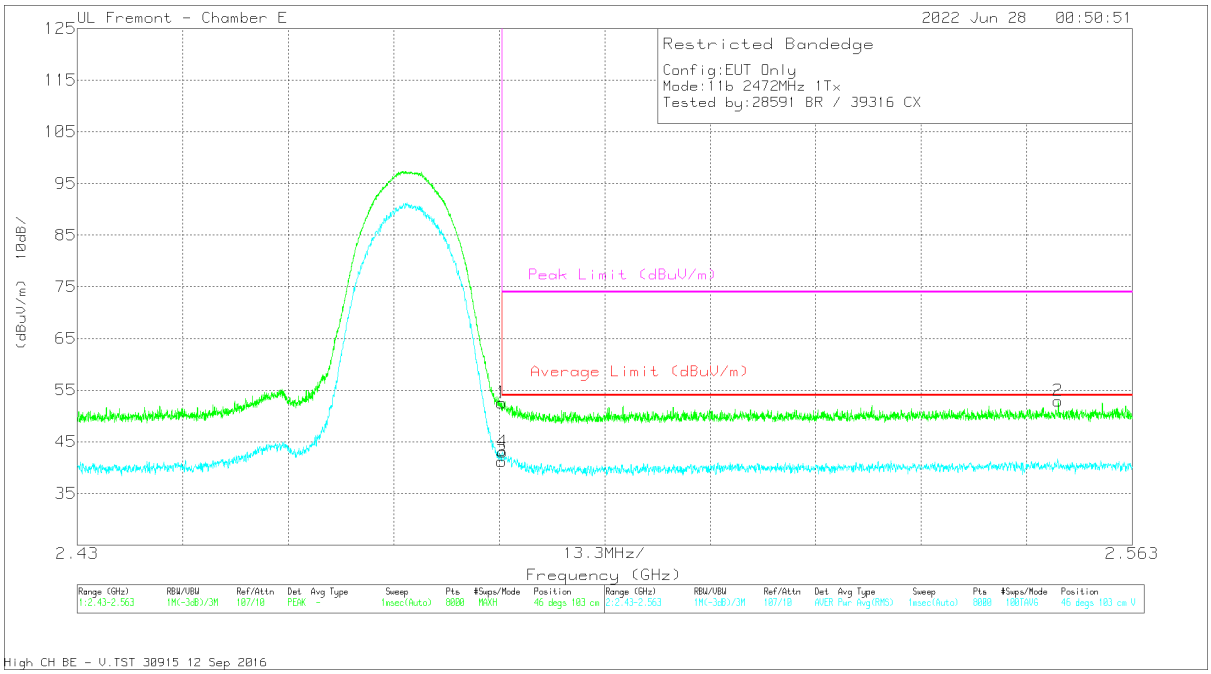

Marker	Frequency (GHz)	Meter Reading (dBuV)	Det	200897 ACF (dB/m)	Amp/Cbl/Pad (dB)	Corrected Reading (dBuV/m)	Average Limit (dBuV/m)	Margin (dB)	Peak Limit (dBuV/m)	PK Margin (dB)	Azimuth (Degs)	Height (cm)	Polarity
1	* 2.4835	46.64	Pk	31.8	-25.9	52.54	-	-	74	-21.46	46	103	V
3	* 2.4835	35.34	RMS	31.8	-25.9	41.24	54	-12.76	-	-	46	103	V
4	* 2.483605	37.17	RMS	31.8	-25.9	43.07	54	-10.93	-	-	46	103	V
2	2.553655	46.43	Pk	32.4	-25.9	52.93	-	-	74	-21.07	46	103	V

* - indicates frequency in CFR47 Pt 15 / IC RSS-Restricted Band
Pk - Peak detector
RMS - RMS detection

UL LLC
47173 Benicia Street, Fremont, CA 94538; USA. TEL:(510) 319-4000 FAX:(510) 661-0888
This report shall not be reproduced except in full, without the written approval of UL LLC.

10.1.2. 802.11b ANT 4 MODE (HARMONICS AND SPURIOUS EMISSIONS)

LOW CHANNEL, CH 1 RESULTS

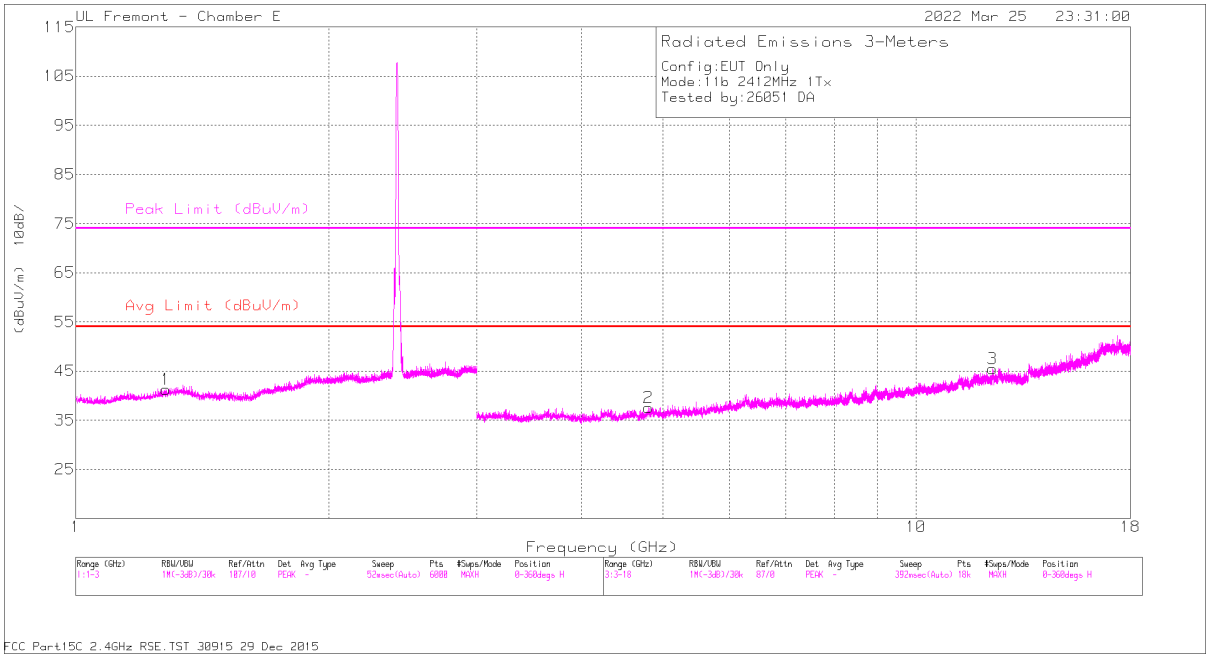

HORIZONTAL

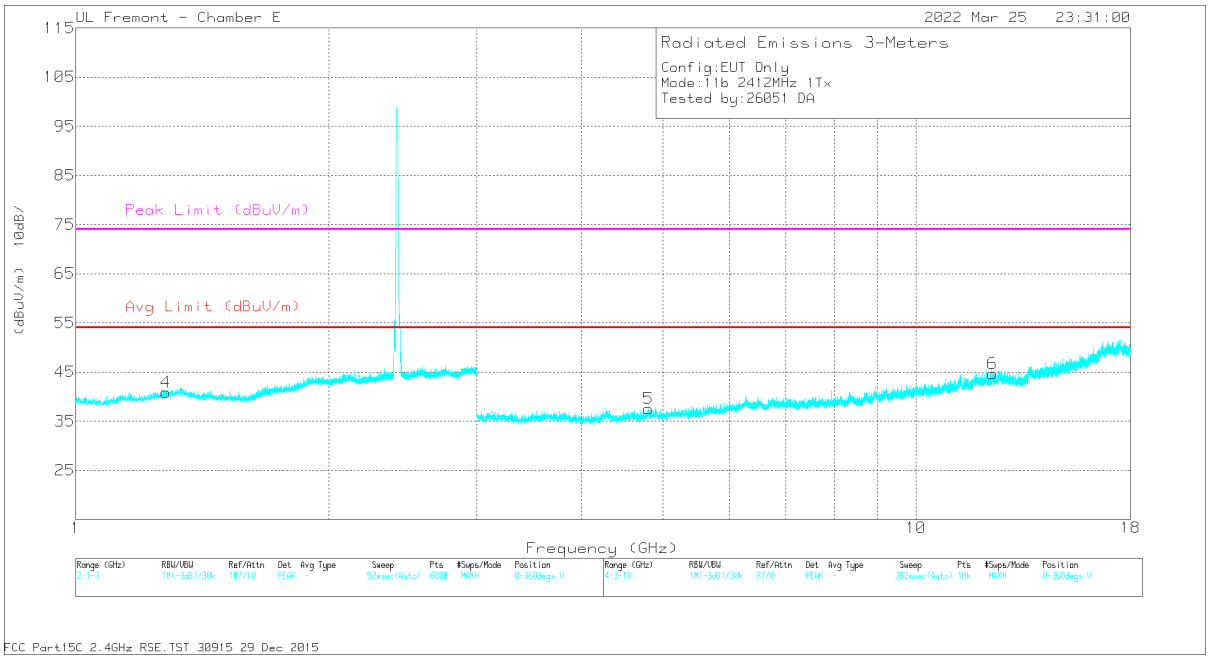

VERTICAL

UL LLC
47173 Benicia Street, Fremont, CA 94538; USA. TEL:(510) 319-4000 FAX:(510) 661-0888
This report shall not be reproduced except in full, without the written approval of UL LLC.

RADIATED EMISSIONS

Marker	Frequency (GHz)	Meter Reading (dBuV)	Det	200897 ACF (dB/m)	Amp/Cbl/Fltr/Pad (dB)	Corrected Reading (dBuV/m)	Avg Limit (dBuV/m)	Margin (dB)	Peak Limit (dBuV/m)	PK Margin (dB)	Azimuth (Degs)	Height (cm)	Polarity
1	* 1.280646	45.46	PK2	28.9	-25.8	48.56	-	-	74	-25.44	76	108	H
	* 1.282968	33.37	MAv1	28.9	-25.8	36.47	54	-17.53	-	-	76	108	H
4	* 1.281097	45.84	PK2	28.9	-25.8	48.94	-	-	74	-25.06	78	106	V
	* 1.281067	33.58	MAv1	28.9	-25.8	36.68	54	-17.32	-	-	78	106	V
2	* 4.803548	40.91	PK2	33.9	-30.1	44.71	-	-	74	-29.29	132	213	H
	* 4.803935	29.24	MAv1	33.9	-30.1	33.04	54	-20.96	-	-	132	213	H
3	* 12.33657	34.64	PK2	38.9	-21	52.54	-	-	74	-21.46	145	220	H
	* 12.33560	22.26	MAv1	38.9	-21	40.16	54	-13.84	-	-	145	220	H
5	* 4.805618	39.85	PK2	33.9	-30.1	43.65	-	-	74	-30.35	161	275	V
	* 4.80546	28.13	MAv1	33.9	-30.1	31.93	54	-22.07	-	-	161	275	V
6	* 12.33928	34.69	PK2	38.9	-21	52.59	-	-	74	-21.41	231	101	V
	* 12.33909	22.19	MAv1	38.9	-21	40.09	54	-13.91	-	-	231	101	V

* - indicates frequency in CFR47 Pt 15 / IC RSS-Restricted Band
PK2 - KDB558074 Method: Maximum Peak
MAv1 - KDB558074 Option 1 Maximum RMS Average

UL LLC
47173 Benicia Street, Fremont, CA 94538; USA. TEL:(510) 319-4000 FAX:(510) 661-0888
This report shall not be reproduced except in full, without the written approval of UL LLC.

MID CHANNEL, CH 6 RESULTS

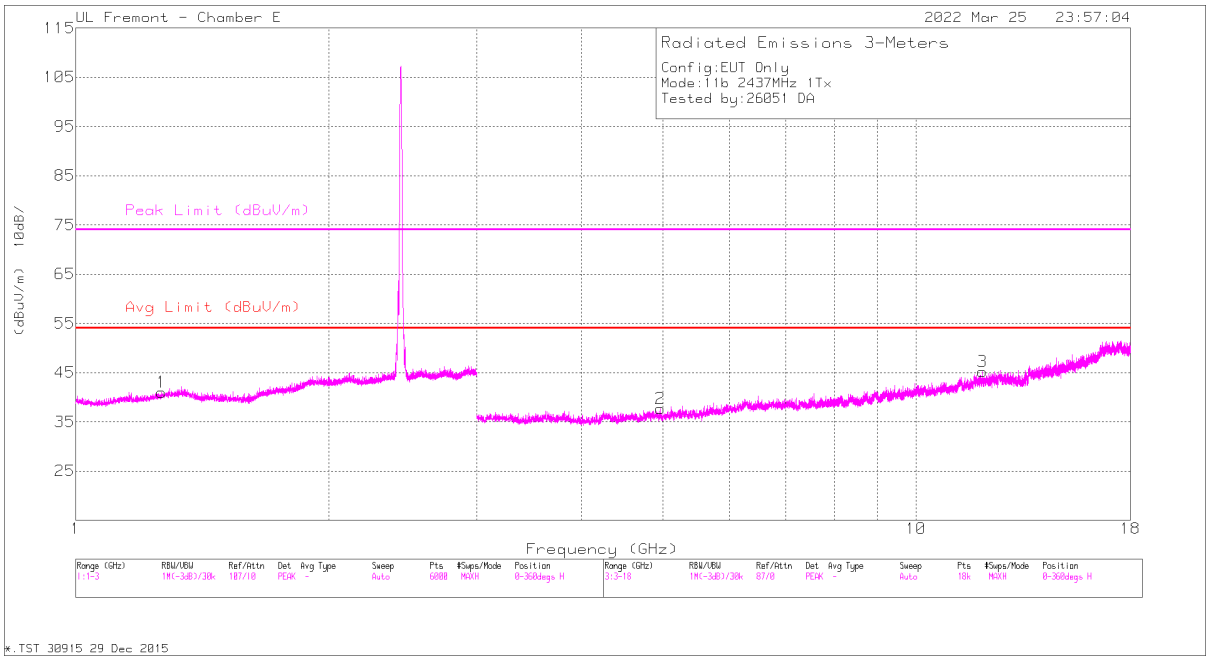

HORIZONTAL

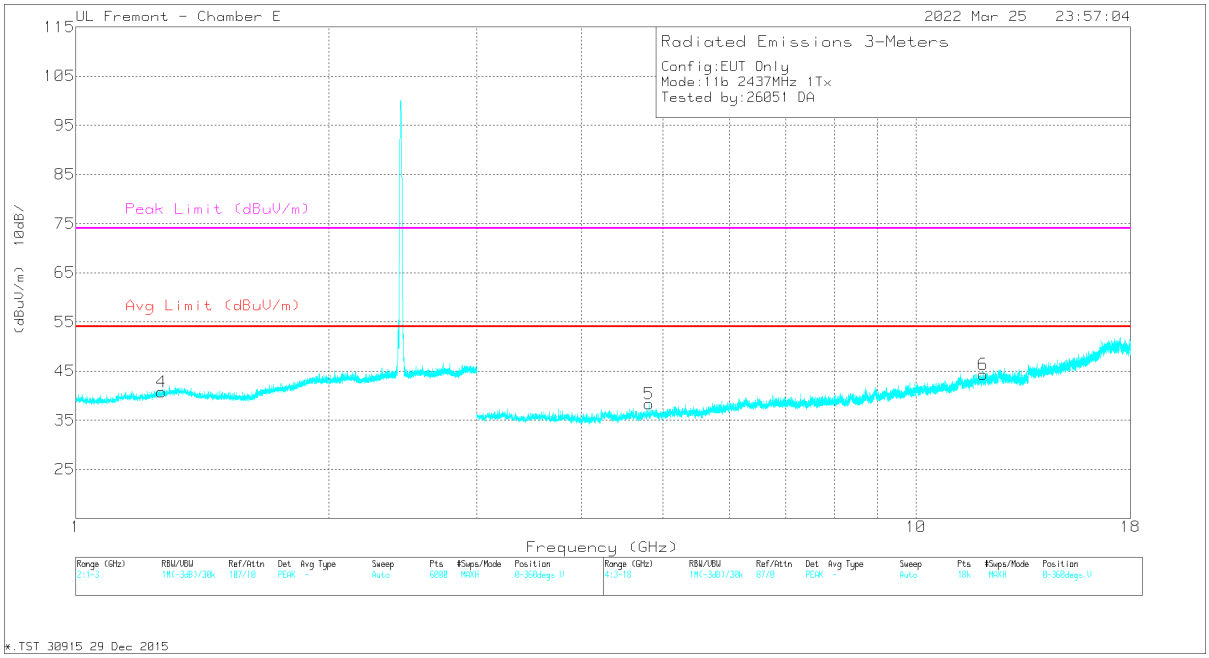

VERTICAL

UL LLC
47173 Benicia Street, Fremont, CA 94538; USA. TEL:(510) 319-4000 FAX:(510) 661-0888

This report shall not be reproduced except in full, without the written approval of UL LLC.

RADIATED EMISSIONS

Marker	Frequency (GHz)	Meter Reading (dBuV)	Det	200897 ACF (dB/m)	Amp/Cbl/Fltr/Pad (dB)	Corrected Reading (dBuV/m)	Avg Limit (dBuV/m)	Margin (dB)	Peak Limit (dBuV/m)	PK Margin (dB)	Azimuth (Degs)	Height (cm)	Polarity
1	* 1.264075	45.36	PK2	28.7	-25.7	48.36	-	-	74	-25.64	317	200	H
	* 1.263744	33.35	MAv1	28.7	-25.7	36.35	54	-17.65	-	-	317	200	H
4	* 1.267662	45.53	PK2	28.7	-25.7	48.53	-	-	74	-25.47	317	200	V
	* 1.26502	33.3	MAv1	28.7	-25.7	36.3	54	-17.7	-	-	317	200	V
2	* 4.96202	41.01	PK2	34	-29.9	45.11	-	-	74	-28.89	294	185	H
	* 4.962248	29.01	MAv1	34	-29.9	33.11	54	-20.89	-	-	294	185	H
3	* 11.99344	34.15	PK2	38.7	-21.5	51.35	-	-	74	-22.65	294	101	H
	* 11.99319	22.12	MAv1	38.7	-21.5	39.32	54	-14.68	-	-	294	101	H
5	* 4.811809	41.58	PK2	33.9	-30.1	45.38	-	-	74	-28.62	319	144	V
	* 4.811559	29.09	MAv1	33.9	-30.1	32.89	54	-21.11	-	-	319	144	V
6	* 12.02474	34.25	PK2	38.7	-21.7	51.25	-	-	74	-22.75	319	200	V
	* 12.02496	22.12	MAv1	38.7	-21.7	39.12	54	-14.88	-	-	319	200	V

* - indicates frequency in CFR47 Pt 15 / IC RSS-Restricted Band
PK2 - KDB558074 Method: Maximum Peak
MAv1 - KDB558074 Option 1 Maximum RMS Average

UL LLC
47173 Benicia Street, Fremont, CA 94538; USA. TEL:(510) 319-4000 FAX:(510) 661-0888
This report shall not be reproduced except in full, without the written approval of UL LLC.

HIGH CHANNEL, CH 13 RESULTS

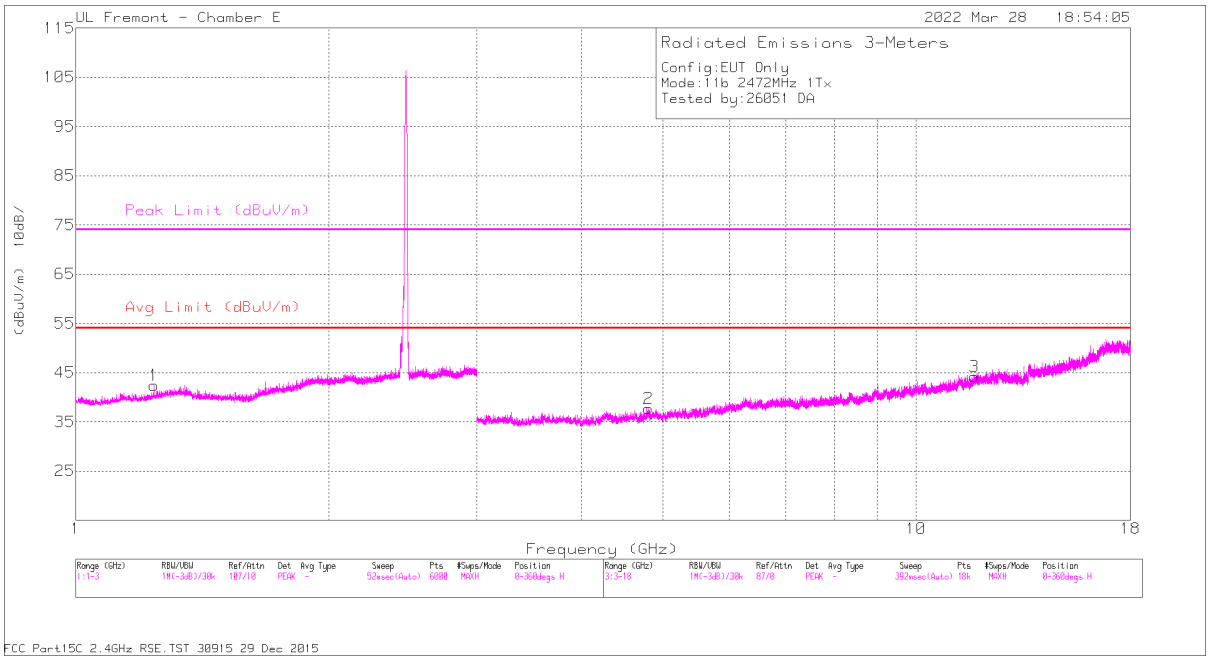

HORIZONTAL

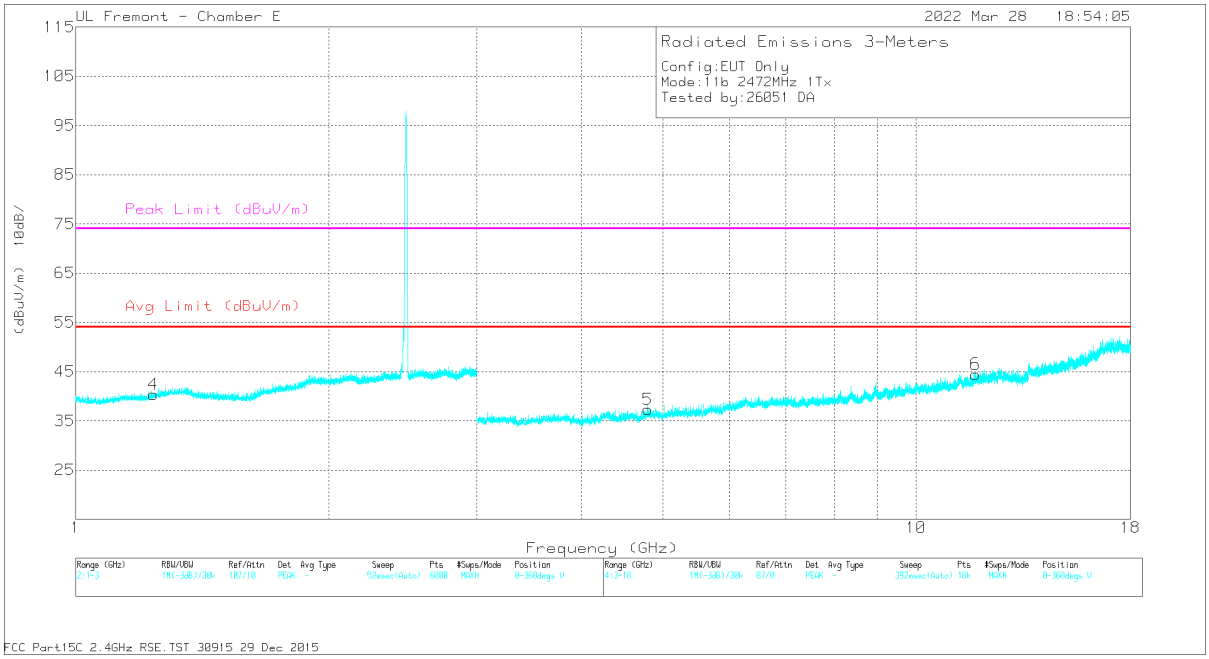

VERTICAL

UL LLC
47173 Benicia Street, Fremont, CA 94538; USA. TEL:(510) 319-4000 FAX:(510) 661-0888

This report shall not be reproduced except in full, without the written approval of UL LLC.

RADIATED EMISSIONS

Marker	Frequency (GHz)	Meter Reading (dBuV)	Det	200897 ACF (dB/m)	Amp/Cbl/Fltr/Pad (dB)	Corrected Reading (dBuV/m)	Avg Limit (dBuV/m)	Margin (dB)	Peak Limit (dBuV/m)	PK Margin (dB)	Azimuth (Degs)	Height (cm)	Polarity
1	* 1.239661	45.57	PK2	28.5	-25.7	48.37	-	-	74	-25.63	126	108	H
	* 1.238354	33.44	MAv1	28.5	-25.7	36.24	54	-17.76	-	-	126	108	H
4	* 1.235742	45.62	PK2	28.4	-25.7	48.32	-	-	74	-25.68	140	189	V
	* 1.23718	33.47	MAv1	28.4	-25.7	36.17	54	-17.83	-	-	140	189	V
2	* 4.801591	41.06	PK2	33.9	-30.1	44.86	-	-	74	-29.14	167	101	H
	* 4.802955	29.4	MAv1	33.9	-30.1	33.2	54	-20.8	-	-	167	101	H
3	* 11.74604	34.82	PK2	38.4	-21.4	51.82	-	-	74	-22.18	190	192	H
	* 11.74486	22.56	MAv1	38.4	-21.4	39.56	54	-14.44	-	-	190	192	H
5	* 4.79868	40.69	PK2	33.9	-30.1	44.49	-	-	74	-29.51	214	163	V
	* 4.798404	28.97	MAv1	33.9	-30.1	32.77	54	-21.23	-	-	214	163	V
6	* 11.77377	35.29	PK2	38.5	-21.4	52.39	-	-	74	-21.61	289	200	V
	* 11.77261	22.46	MAv1	38.5	-21.5	39.46	54	-14.54	-	-	289	200	V

* - indicates frequency in CFR47 Pt 15 / IC RSS-Restricted Band
PK2 - KDB558074 Method: Maximum Peak
MAv1 - KDB558074 Option 1 Maximum RMS Average

UL LLC
47173 Benicia Street, Fremont, CA 94538; USA. TEL:(510) 319-4000 FAX:(510) 661-0888
This report shall not be reproduced except in full, without the written approval of UL LLC.

10.1.3. 802.11b ANT 3 MODE IN THE 2.4 GHz BAND (BANDEDGE)

BANDEDGE (LOW CHANNEL, CH 1)

HORIZONTAL RESULT

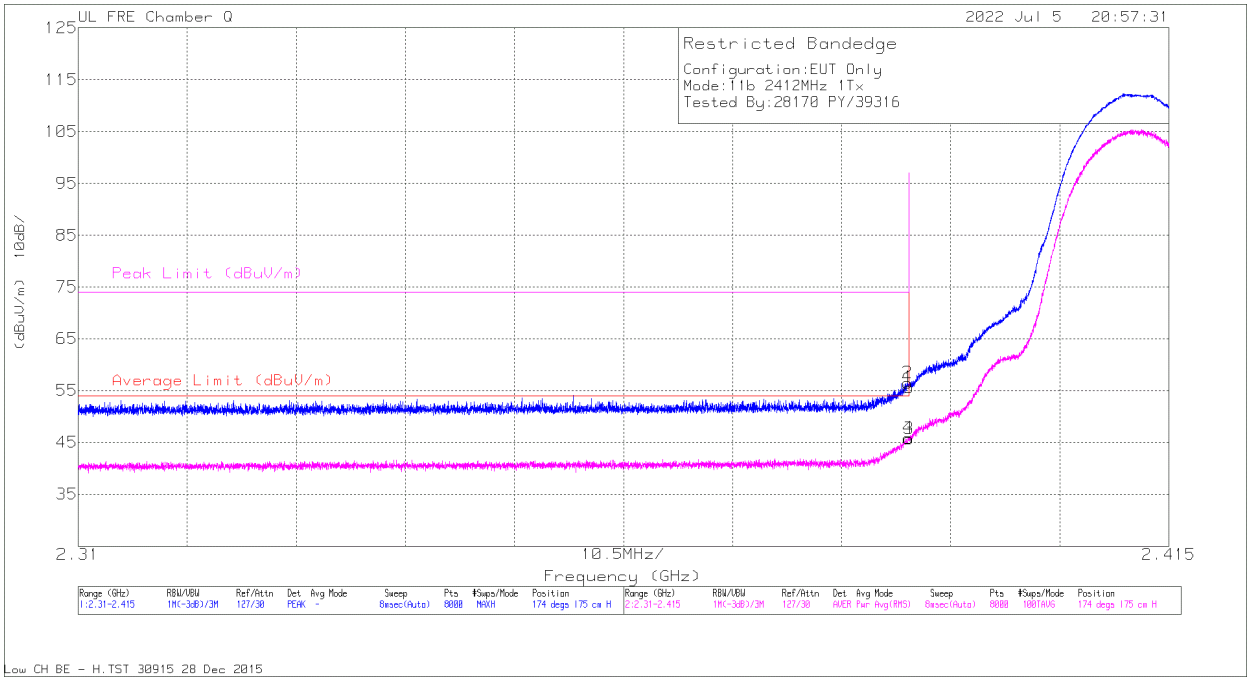

Marker	Frequency (GHz)	Meter Reading (dBuV)	Det	AF 200895 (dB/m)	Amp/Cbl/Fltr/Pad (dB)	Corrected Reading (dBuV/m)	Average Limit (dBuV/m)	Margin (dB)	Peak Limit (dBuV/m)	PK Margin (dB)	Azimuth (Degs)	Height (cm)	Polarity
2	*2.389825	58.87	Pk	31.9	-34.3	56.47	-	-	74	-17.53	174	175	H
4	*2.389917	48.23	RMS	31.9	-34.3	45.83	54	-8.17	-	-	174	175	H
1	*2.39	57.97	Pk	31.9	-34.3	55.57	-	-	74	-18.43	174	175	H
3	*2.39	48.11	RMS	31.9	-34.3	45.71	54	-8.29	-	-	174	175	H

* - indicates frequency in CFR47 Pt 15 / IC RSS-Restricted Band
Pk - Peak detector
RMS - RMS detection

UL LLC
47173 Benicia Street, Fremont, CA 94538; USA. TEL:(510) 319-4000 FAX:(510) 661-0888
This report shall not be reproduced except in full, without the written approval of UL LLC.

VERTICAL RESULT

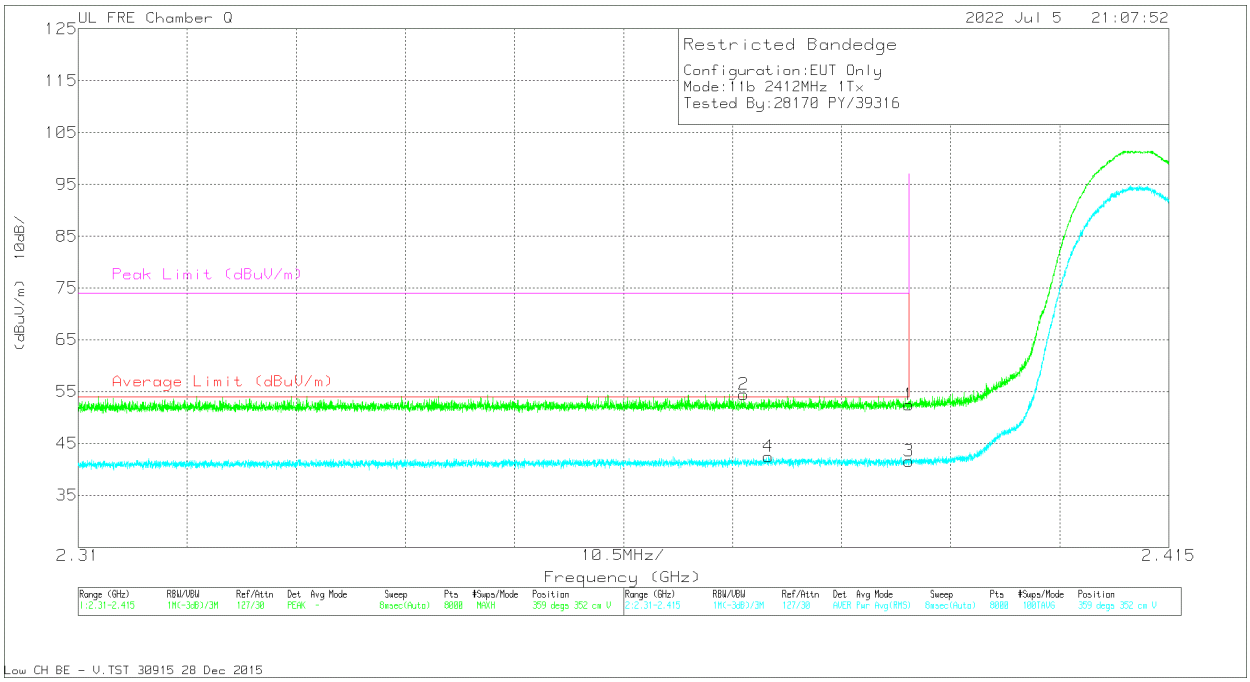

Marker	Frequency (GHz)	Meter Reading (dBuV)	Det	AF 200895 (dB/m)	Amp/Cbl/Fltr/Pad (dB)	Corrected Reading (dBuV/m)	Average Limit (dBuV/m)	Margin (dB)	Peak Limit (dBuV/m)	PK Margin (dB)	Azimuth (Degs)	Height (cm)	Polarity
2	*2.37406	56.95	Pk	31.9	-34.4	54.45	-	-	74	-19.55	359	352	V
4	*2.376462	44.83	RMS	31.9	-34.3	42.43	54	-11.57	-	-	359	352	V
1	*2.39	54.89	Pk	31.9	-34.3	52.49	-	-	74	-21.51	359	352	V
3	*2.39	43.94	RMS	31.9	-34.3	41.54	54	-12.46	-	-	359	352	V

* - indicates frequency in CFR47 Pt 15 / IC RSS-Restricted Band
Pk - Peak detector
RMS - RMS detection

UL LLC
47173 Benicia Street, Fremont, CA 94538; USA. TEL:(510) 319-4000 FAX:(510) 661-0888
This report shall not be reproduced except in full, without the written approval of UL LLC.

BANDEDGE (HIGH CHANNEL, CH 11)

HORIZONTAL RESULT

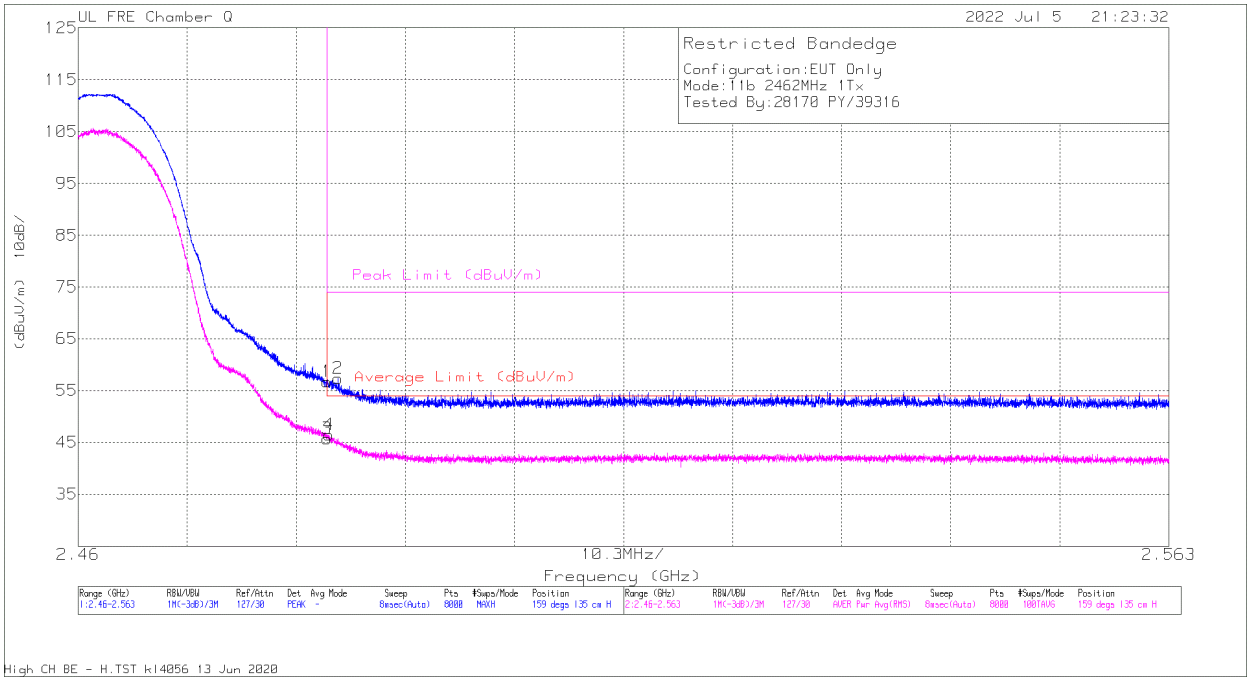

Marker	Frequency (GHz)	Meter Reading (dBuV)	Det	AF 200895 (dB/m)	Amp/Cbl/Fltr/Pad (dB)	Corrected Reading (dBuV/m)	Average Limit (dBuV/m)	Margin (dB)	Peak Limit (dBuV/m)	PK Margin (dB)	Azimuth (Degs)	Height (cm)	Polarity
1	*2.4835	58.42	Pk	32.6	-34.3	56.72	-	-	74	-17.28	159	135	H
3	*2.4835	47.4	RMS	32.6	-34.3	45.7	54	-8.3	-	-	159	135	H
4	*2.483694	48.18	RMS	32.6	-34.3	46.48	54	-7.52	-	-	159	135	H
2	*2.484531	58.95	Pk	32.7	-34.3	57.35	-	-	74	-16.65	159	135	H

* - indicates frequency in CFR47 Pt 15 / IC RSS-Restricted Band
Pk - Peak detector
RMS - RMS detection

UL LLC
47173 Benicia Street, Fremont, CA 94538; USA. TEL:(510) 319-4000 FAX:(510) 661-0888
This report shall not be reproduced except in full, without the written approval of UL LLC.

VERTICAL RESULT

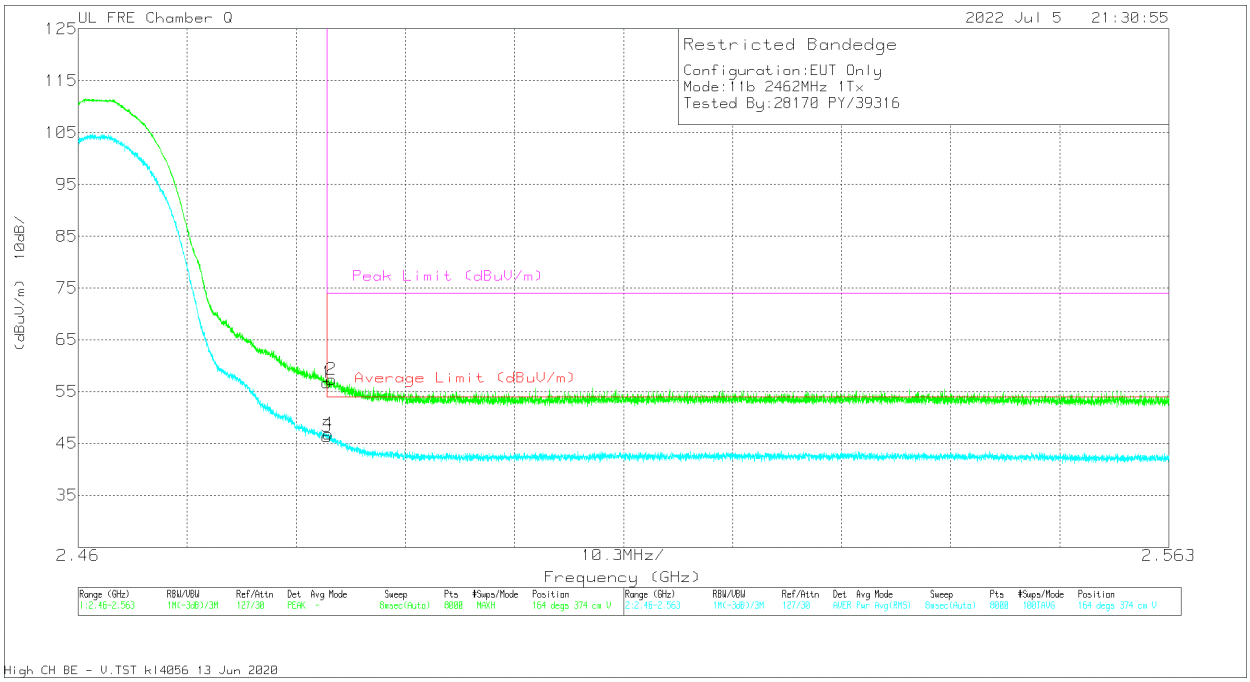

Marker	Frequency (GHz)	Meter Reading (dBuV)	Det	AF 200895 (dB/m)	Amp/Cbl/Fltr/Pad (dB)	Corrected Reading (dBuV/m)	Average Limit (dBuV/m)	Margin (dB)	Peak Limit (dBuV/m)	PK Margin (dB)	Azimuth (Degs)	Height (cm)	Polarity
1	*2.4835	58.45	Pk	32.6	-34.3	56.75	-	-	74	-17.25	164	374	V
3	*2.4835	48.04	RMS	32.6	-34.3	46.34	54	-7.66	-	-	164	374	V
4	*2.483642	48.57	RMS	32.6	-34.3	46.87	54	-7.13	-	-	164	374	V
2	*2.483938	59.02	Pk	32.6	-34.3	57.32	-	-	74	-16.68	164	374	V

* - indicates frequency in CFR47 Pt 15 / IC RSS-Restricted Band
Pk - Peak detector
RMS - RMS detection

UL LLC
47173 Benicia Street, Fremont, CA 94538; USA. TEL:(510) 319-4000 FAX:(510) 661-0888
This report shall not be reproduced except in full, without the written approval of UL LLC.

BANDEDGE (HIGH CHANNEL, CH 12)

HORIZONTAL RESULT

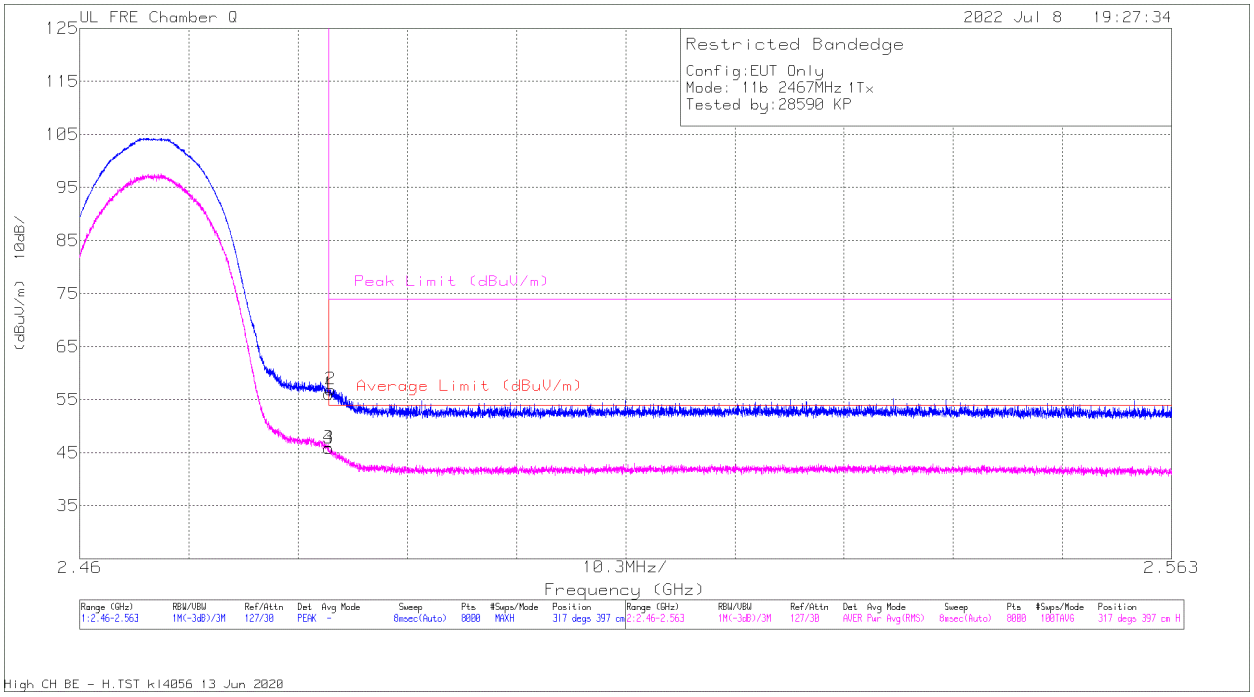

Marker	Frequency (GHz)	Meter Reading (dBuV)	Det	AF 200895 (dB/m)	Amp/Cbl/Fltr/Pad (dB)	Corrected Reading (dBuV/m)	Average Limit (dBuV/m)	Margin (dB)	Peak Limit (dBuV/m)	PK Margin (dB)	Azimuth (Degs)	Height (cm)	Polarity
1	*2.4835	57.81	Pk	32.6	-34.3	56.11	-	-	74	-17.89	317	397	H
3	*2.4835	47.58	RMS	32.6	-34.3	45.88	54	-8.12	-	-	317	397	H
4	*2.483501	47.6	RMS	32.6	-34.3	45.9	54	-8.1	-	-	317	397	H
2	*2.483668	58.64	Pk	32.6	-34.3	56.94	-	-	74	-17.06	317	397	H

* - indicates frequency in CFR47 Pt 15 / IC RSS-Restricted Band
Pk - Peak detector
RMS - RMS detection

UL LLC
47173 Benicia Street, Fremont, CA 94538; USA. TEL:(510) 319-4000 FAX:(510) 661-0888
This report shall not be reproduced except in full, without the written approval of UL LLC.

VERTICAL RESULT

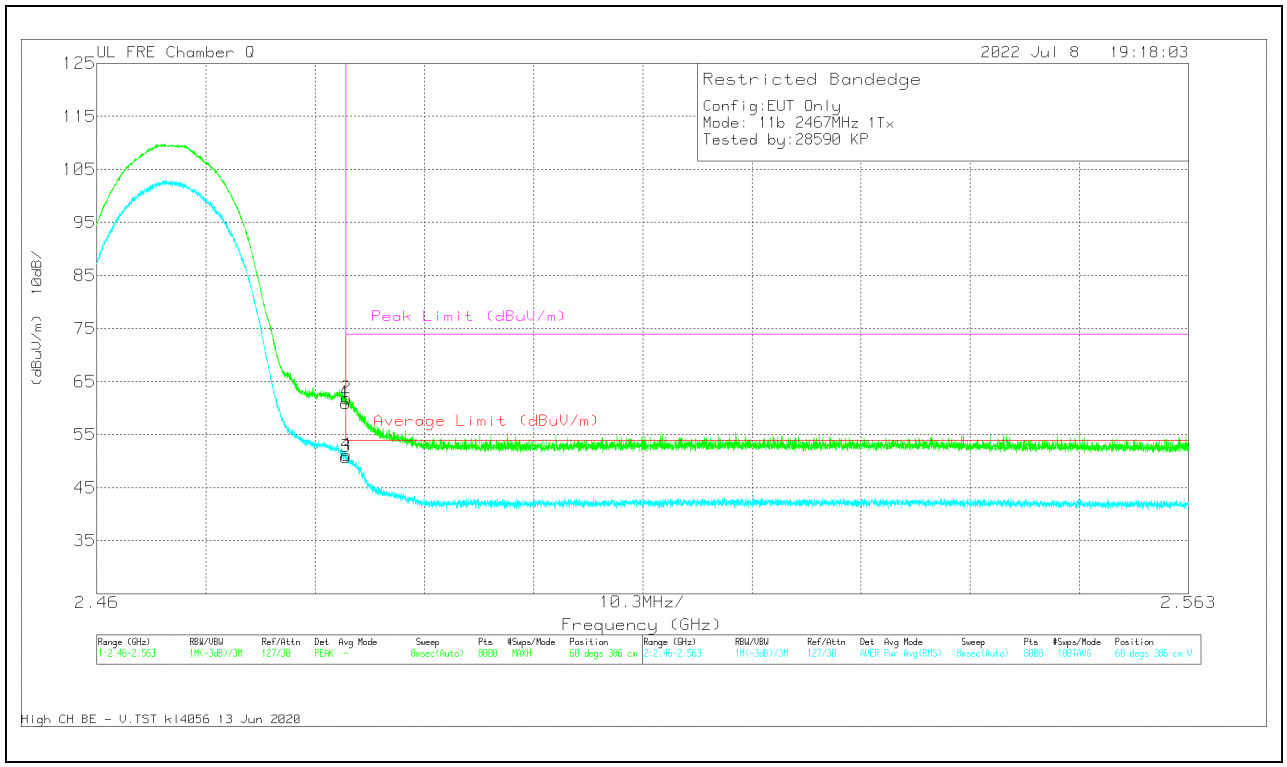

Marker	Frequency (GHz)	Meter Reading (dBuV)	Det	AF 200895 (dB/m)	Amp/Cbl/Fltr/Pad (dB)	Corrected Reading (dBuV/m)	Average Limit (dBuV/m)	Margin (dB)	Peak Limit (dBuV/m)	PK Margin (dB)	Azimuth (Degs)	Height (cm)	Polarity
1	*2.4835	62.65	Pk	32.6	-34.3	60.95	-	-	74	-13.05	60	386	V
3	*2.4835	52.52	RMS	32.6	-34.3	50.82	54	-3.18	-	-	60	386	V
2	*2.483539	63.56	Pk	32.6	-34.3	61.86	-	-	74	-12.14	60	386	V
4	*2.483552	52.88	RMS	32.6	-34.3	51.18	54	-2.82	-	-	60	386	V

* - indicates frequency in CFR47 Pt 15 / IC RSS-Restricted Band
Pk - Peak detector
RMS - RMS detection

UL LLC
47173 Benicia Street, Fremont, CA 94538; USA. TEL:(510) 319-4000 FAX:(510) 661-0888
This report shall not be reproduced except in full, without the written approval of UL LLC.

BANDEDGE (HIGH CHANNEL, CH 13)

HORIZONTAL RESULT

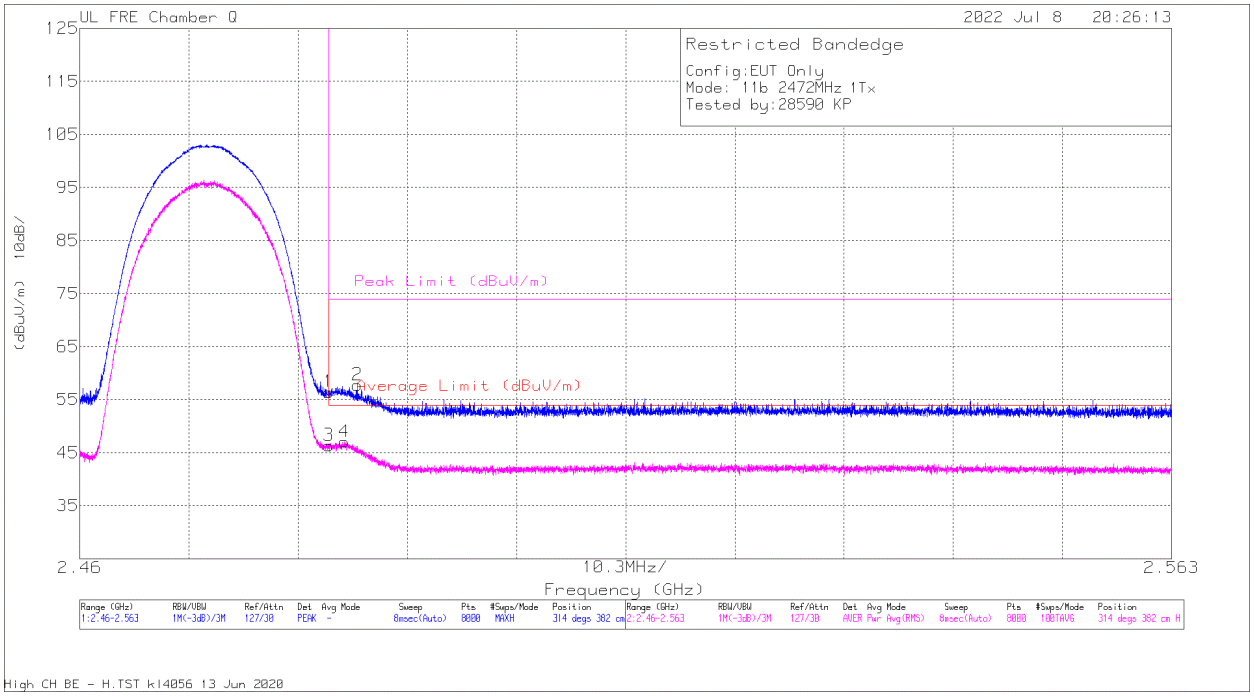

Marker	Frequency (GHz)	Meter Reading (dBuV)	Det	AF 200895 (dB/m)	Amp/Cbl/Fltr/Pad (dB)	Corrected Reading (dBuV/m)	Average Limit (dBuV/m)	Margin (dB)	Peak Limit (dBuV/m)	PK Margin (dB)	Azimuth (Degs)	Height (cm)	Polarity
1	*2.4835	58.15	Pk	32.6	-34.3	56.45	-	-	74	-17.55	314	382	H
3	*2.4835	48.05	RMS	32.6	-34.3	46.35	54	-7.65	-	-	314	382	H
4	*2.484981	48.66	RMS	32.7	-34.3	47.06	54	-6.94	-	-	314	382	H
2	*2.486179	59.35	Pk	32.7	-34.3	57.75	-	-	74	-16.25	314	382	H

* - indicates frequency in CFR47 Pt 15 / IC RSS-Restricted Band
Pk - Peak detector
RMS - RMS detection

UL LLC
47173 Benicia Street, Fremont, CA 94538; USA. TEL:(510) 319-4000 FAX:(510) 661-0888
This report shall not be reproduced except in full, without the written approval of UL LLC.

VERTICAL RESULT

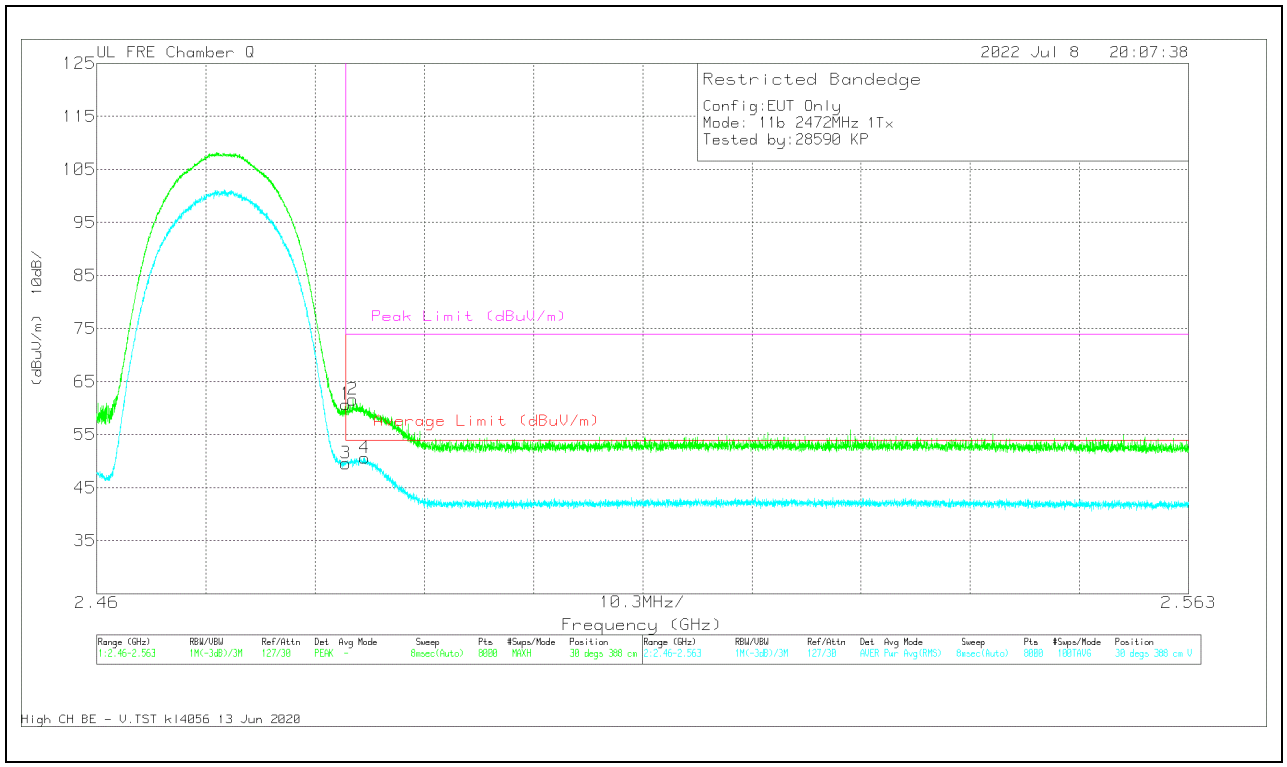

Marker	Frequency (GHz)	Meter Reading (dBuV)	Det	AF 200895 (dB/m)	Amp/Cbl/Fltr/Pad (dB)	Corrected Reading (dBuV/m)	Average Limit (dBuV/m)	Margin (dB)	Peak Limit (dBuV/m)	PK Margin (dB)	Azimuth (Degs)	Height (cm)	Polarity
1	*2.4835	62.42	Pk	32.6	-34.3	60.72	-	-	74	-13.28	30	388	V
3	*2.4835	51.29	RMS	32.6	-34.3	49.59	54	-4.41	-	-	30	388	V
2	*2.484183	63.21	Pk	32.7	-34.3	61.61	-	-	74	-12.39	30	388	V
4	*2.485278	52.22	RMS	32.7	-34.3	50.62	54	-3.38	-	-	30	388	V

* - indicates frequency in CFR47 Pt 15 / IC RSS-Restricted Band
Pk - Peak detector
RMS - RMS detection

UL LLC
47173 Benicia Street, Fremont, CA 94538; USA. TEL:(510) 319-4000 FAX:(510) 661-0888
This report shall not be reproduced except in full, without the written approval of UL LLC.

10.1.4. 802.11b ANT 3 MODE (HARMONICS AND SPURIOUS EMISSIONS)

LOW CHANNEL, CH 1 RESULTS

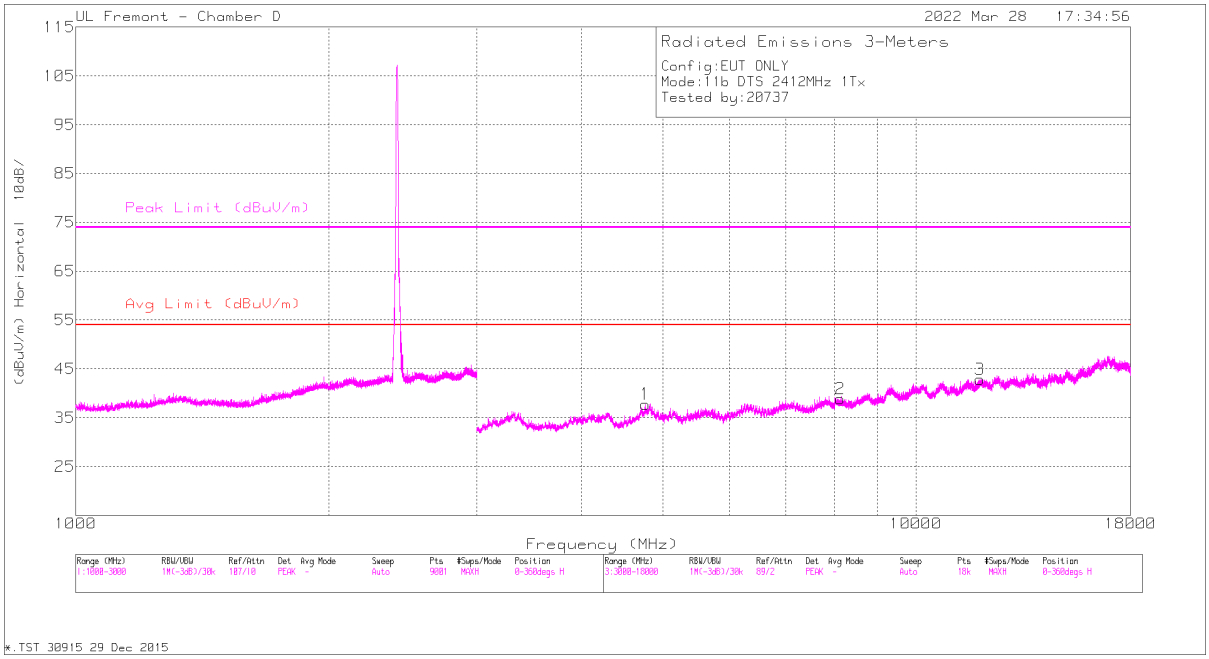

HORIZONTAL

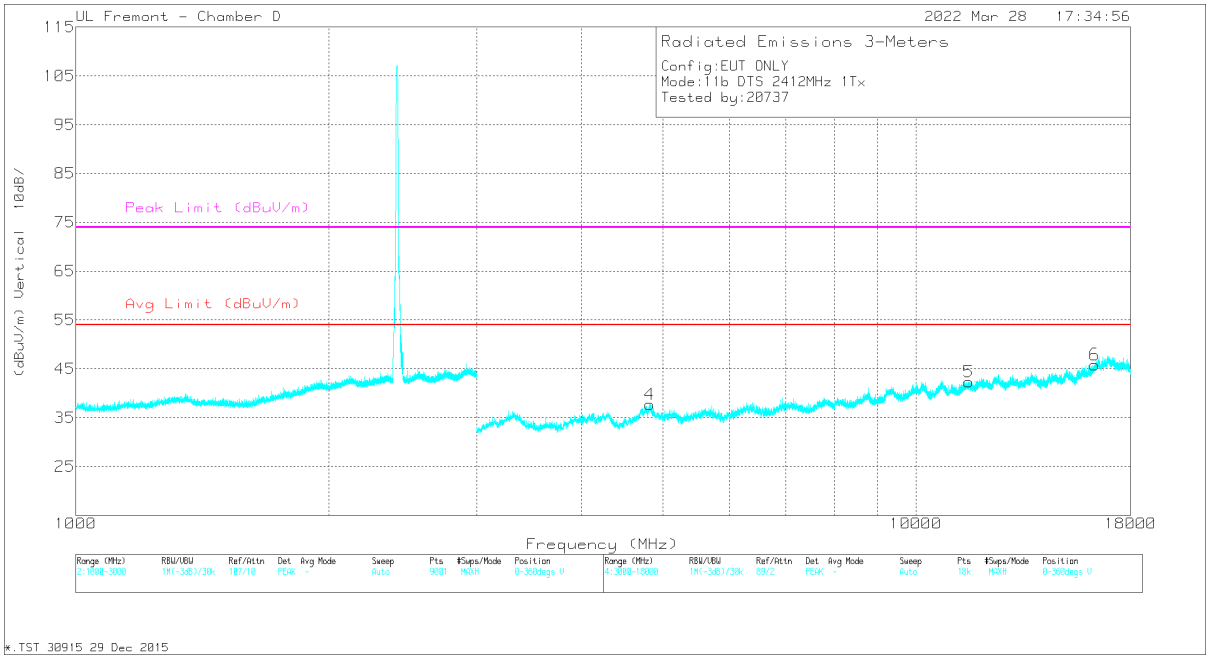

VERTICAL

UL LLC
47173 Benicia Street, Fremont, CA 94538; USA. TEL:(510) 319-4000 FAX:(510) 661-0888
This report shall not be reproduced except in full, without the written approval of UL LLC.

RADIATED EMISSIONS

Marker	Frequency (MHz)	Meter Reading (dBuV)	Det	200786 ACF (dB/m)	Amp/Cbl/Fltr/Pad (dB)	Corrected Reading (dBuV/m)	Avg Limit (dBuV/m)	Margin (dB)	Peak Limit (dBuV/m)	PK Margin (dB)	Azimuth (Degs)	Height (cm)	Polarity
1	* 4762.085	38.36	PK2	34.2	-25.5	47.06	-	-	74	-26.94	290	111	H
	* 4761.933	26.77	MAv1	34.2	-25.5	35.47	54	-18.53	-	-	290	111	H
2	* 8126.749	37.97	PK2	36	-24.1	49.87	-	-	74	-24.13	272	155	H
	* 8127.693	25.18	MAv1	36	-24	37.18	54	-16.82	-	-	272	155	H
3	* 11924.994	35.91	PK2	38.7	-21.8	52.81	-	-	74	-21.19	246	199	H
	* 11923.526	23.78	MAv1	38.7	-21.8	40.68	54	-13.32	-	-	246	199	H
4	* 4821.45	39.25	PK2	34.3	-25.4	48.15	-	-	74	-25.85	153	146	V
	* 4824.95	27.42	MAv1	34.3	-25.5	36.22	54	-17.78	-	-	153	146	V
5	* 11559.818	34.51	PK2	38.2	-20.9	51.81	-	-	74	-22.19	277	199	V
	* 11563.183	23.11	MAv1	38.2	-20.8	40.51	54	-13.49	-	-	277	199	V
6	16330.566	35.25	PK2	41.2	-20.2	56.25	-	-	-	-	51	101	V

* - indicates frequency in CFR47 Pt 15 / IC RSS-Restricted Band
PK2 - KDB558074 Method: Maximum Peak
MAv1 - KDB558074 Option 1 Maximum RMS Average

UL LLC
47173 Benicia Street, Fremont, CA 94538; USA. TEL:(510) 319-4000 FAX:(510) 661-0888
This report shall not be reproduced except in full, without the written approval of UL LLC.

MID CHANNEL, CH 6 RESULTS

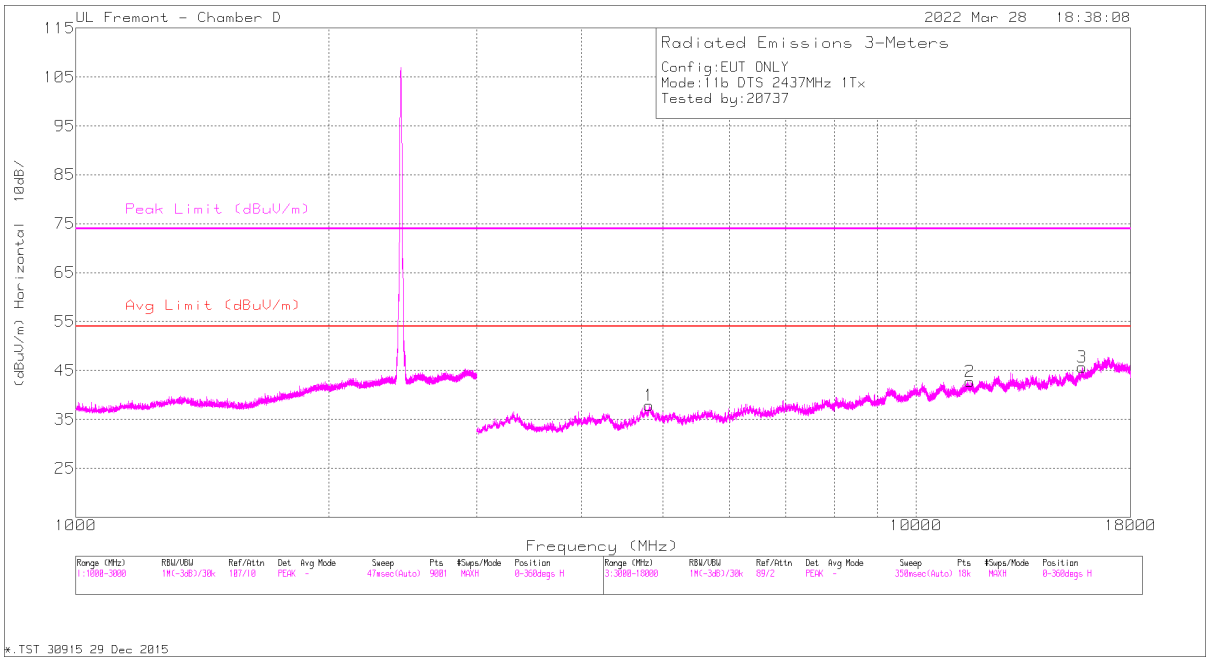

HORIZONTAL

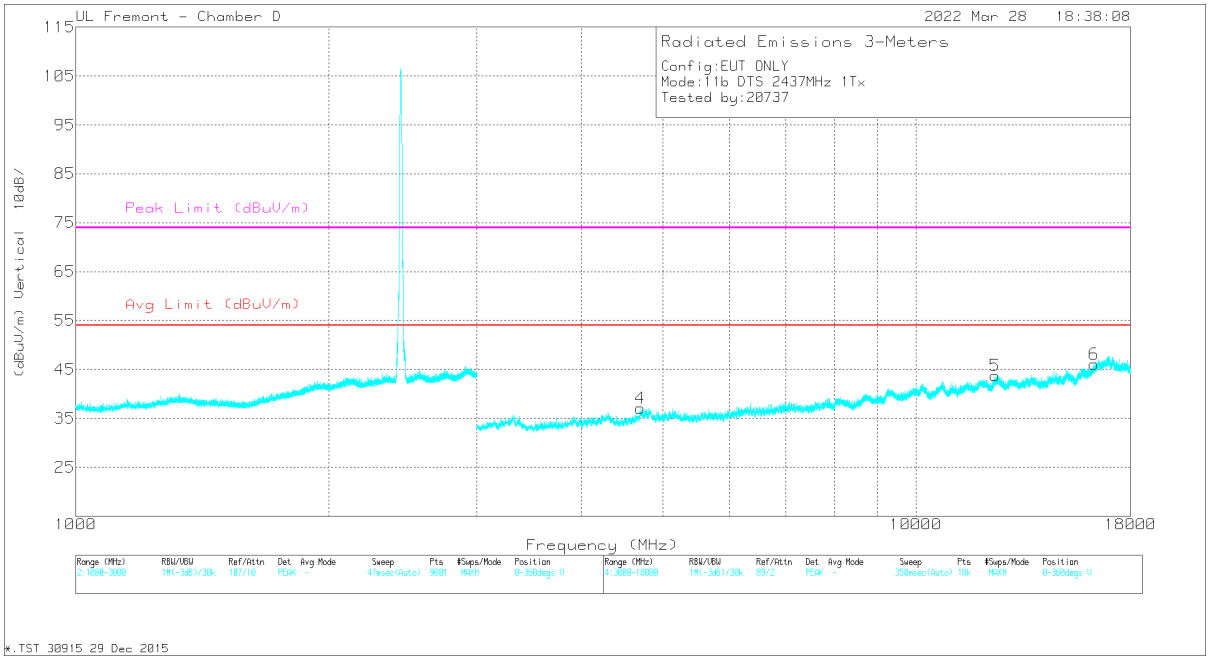

VERTICAL

UL LLC
47173 Benicia Street, Fremont, CA 94538; USA. TEL:(510) 319-4000 FAX:(510) 661-0888
This report shall not be reproduced except in full, without the written approval of UL LLC.

RADIATED EMISSIONS

Marker	Frequency (MHz)	Meter Reading (dBuV)	Det	200786 ACF (dB/m)	Amp/Cbl/Fltr/Pad (dB)	Corrected Reading (dBuV/m)	Avg Limit (dBuV/m)	Margin (dB)	Peak Limit (dBuV/m)	PK Margin (dB)	Azimuth (Degs)	Height (cm)	Polarity
1	* 4815.27	38.56	PK2	34.3	-25.4	47.46	-	-	74	-26.54	334	112	H
	* 4813.718	27.14	MAv1	34.3	-25.5	35.94	54	-18.06	-	-	334	112	H
2	* 11602.935	34.56	PK2	38.3	-20.9	51.96	-	-	74	-22.04	290	176	H
	* 11603.674	22.89	MAv1	38.3	-20.9	40.29	54	-13.71	-	-	290	176	H
3	* 15779.948	34.53	PK2	40.5	-20.5	54.53	-	-	74	-19.47	190	195	H
	* 15777.27	23.07	MAv1	40.5	-20.5	43.07	54	-10.93	-	-	190	195	H
4	* 4702.261	38.25	PK2	34.3	-26.2	46.35	-	-	74	-27.65	238	164	V
	* 4702.462	27.06	MAv1	34.3	-26.2	35.16	54	-18.84	-	-	238	164	V
5	* 12413.884	35.29	PK2	39.1	-21.5	52.89	-	-	74	-21.11	58	207	V
	* 12413.922	23.81	MAv1	39.1	-21.5	41.41	54	-12.59	-	-	58	207	V
6	16300.419	34.49	PK2	41.2	-20.2	55.49	-	-	-	-	125	235	V

* - indicates frequency in CFR47 Pt 15 / IC RSS-Restricted Band
PK2 - KDB558074 Method: Maximum Peak
MAv1 - KDB558074 Option 1 Maximum RMS Average

UL LLC
47173 Benicia Street, Fremont, CA 94538; USA. TEL:(510) 319-4000 FAX:(510) 661-0888
This report shall not be reproduced except in full, without the written approval of UL LLC.

HIGH CHANNEL, CH 13 RESULTS

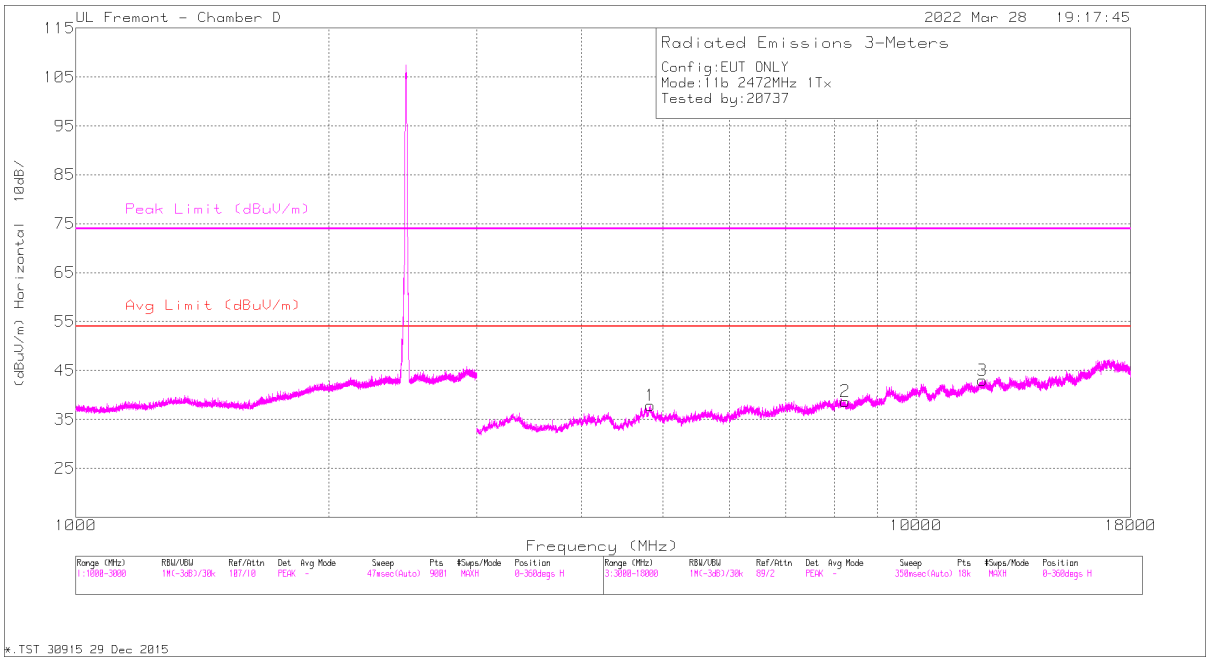

HORIZONTAL

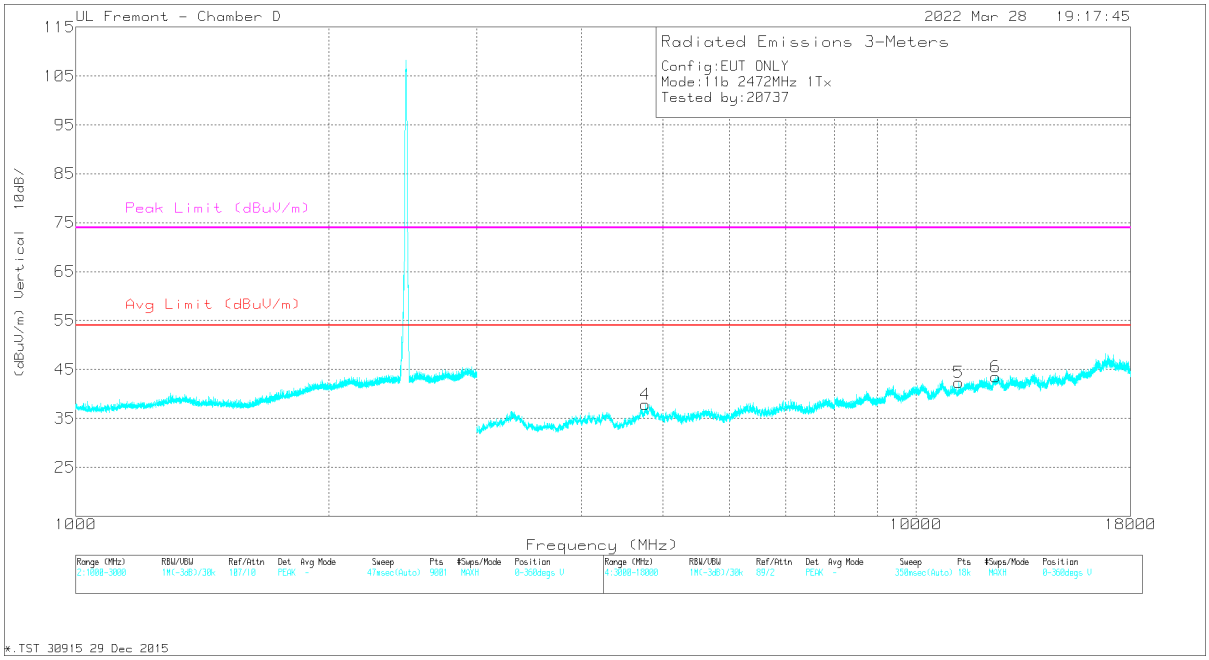

VERTICAL

UL LLC
47173 Benicia Street, Fremont, CA 94538; USA. TEL:(510) 319-4000 FAX:(510) 661-0888
This report shall not be reproduced except in full, without the written approval of UL LLC.

RADIATED EMISSIONS

Marker	Frequency (MHz)	Meter Reading (dBuV)	Det	200786 ACF (dB/m)	Amp/Cbl/Fltr/Pad (dB)	Corrected Reading (dBuV/m)	Avg Limit (dBuV/m)	Margin (dB)	Peak Limit (dBuV/m)	PK Margin (dB)	Azimuth (Degs)	Height (cm)	Polarity
1	* 4826.619	38.87	PK2	34.3	-25.6	47.57	-	-	74	-26.43	117	142	H
	* 4827.661	27.27	MAv1	34.3	-25.6	35.97	54	-18.03	-	-	117	142	H
2	* 8240.917	37.81	PK2	36	-25	48.81	-	-	74	-25.19	212	168	H
	* 8243.652	25.98	MAv1	36	-25	36.98	54	-17.02	-	-	212	168	H
3	* 11994.122	36.13	PK2	38.7	-22.2	52.63	-	-	74	-21.37	143	241	H
	* 11996.48	24.34	MAv1	38.8	-22.2	40.94	54	-13.06	-	-	143	241	H
4	* 4767.317	38.1	PK2	34.2	-25.5	46.8	-	-	74	-27.2	153	140	V
	* 4765.412	26.91	MAv1	34.2	-25.5	35.61	54	-18.39	-	-	153	140	V
5	* 11246.602	35.08	PK2	37.9	-21.7	51.28	-	-	74	-22.72	156	200	V
	* 11247.135	23.08	MAv1	37.9	-21.7	39.28	54	-14.72	-	-	156	200	V
6	* 12444.853	35.38	PK2	39.1	-21.8	52.68	-	-	74	-21.32	228	320	V
	* 12441.997	23.96	MAv1	39.1	-21.8	41.26	54	-12.74	-	-	228	320	V

* - indicates frequency in CFR47 Pt 15 / IC RSS-Restricted Band
PK2 - KDB558074 Method: Maximum Peak
MAv1 - KDB558074 Option 1 Maximum RMS Average

UL LLC
47173 Benicia Street, Fremont, CA 94538; USA. TEL:(510) 319-4000 FAX:(510) 661-0888
This report shall not be reproduced except in full, without the written approval of UL LLC.

10.1.5. 802.11n HT20 ANT 4 MODE IN THE 2.4 GHz BAND (BANDEDGE)

BANDEDGE (LOW CHANNEL, CH 1)

HORIZONTAL RESULT

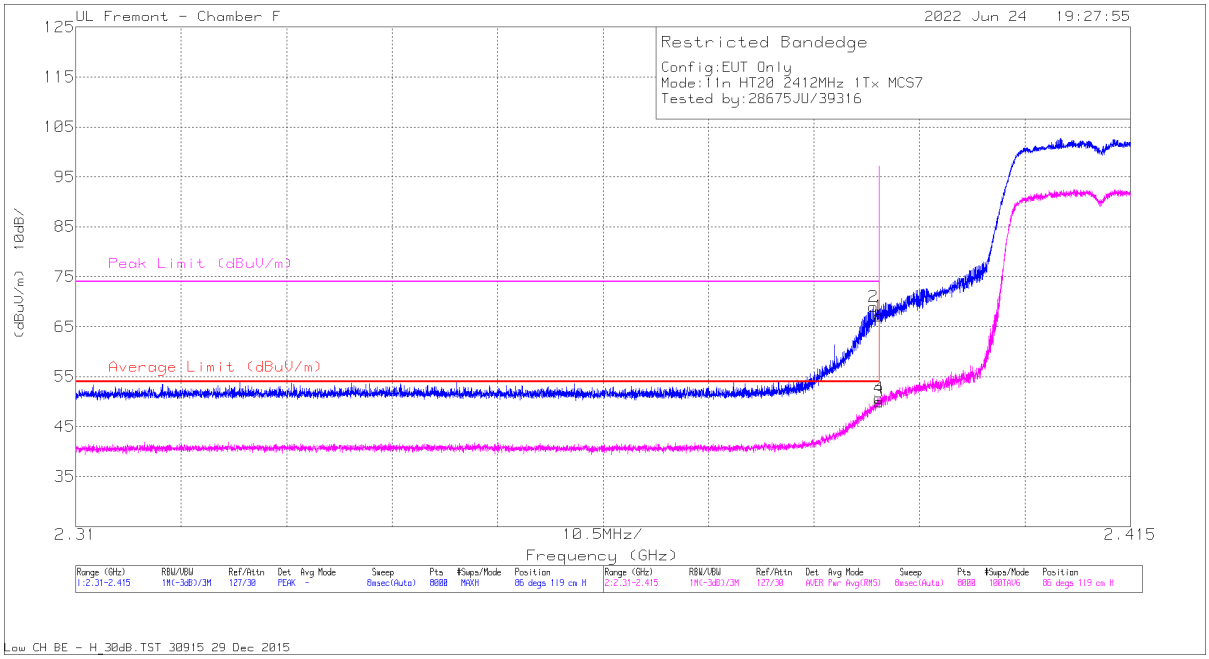

Marker	Frequency (GHz)	Meter Reading (dBuV)	Det	81887 ACF (dB)	Amp/Cbl/Fltr/Pad (dB)	DC Corr (dB)	Corrected Reading (dBuV/m)	Average Limit (dBuV/m)	Margin (dB)	Peak Limit (dBuV/m)	PK Margin (dB)	Azimuth (Degs)	Height (cm)	Polarity
1	* 2.39	74.44	Pk	32.1	-39.4	0	67.14	-	-	74	-6.86	86	119	H
2	* 2.389445	76.29	Pk	32.1	-39.4	0	68.99	-	-	74	-5.01	86	119	H
3	* 2.39	56.89	RMS	32.1	-39.4	.37	49.96	54	-4.04	-	-	86	119	H
4	* 2.389957	57.62	RMS	32.1	-39.4	.37	50.69	54	-3.31	-	-	86	119	H

* - indicates frequency in CFR47 Pt 15 / IC RSS-Restricted Band
Pk - Peak detector
RMS - RMS detection

UL LLC
47173 Benicia Street, Fremont, CA 94538; USA. TEL:(510) 319-4000 FAX:(510) 661-0888
This report shall not be reproduced except in full, without the written approval of UL LLC.

VERTICAL RESULT

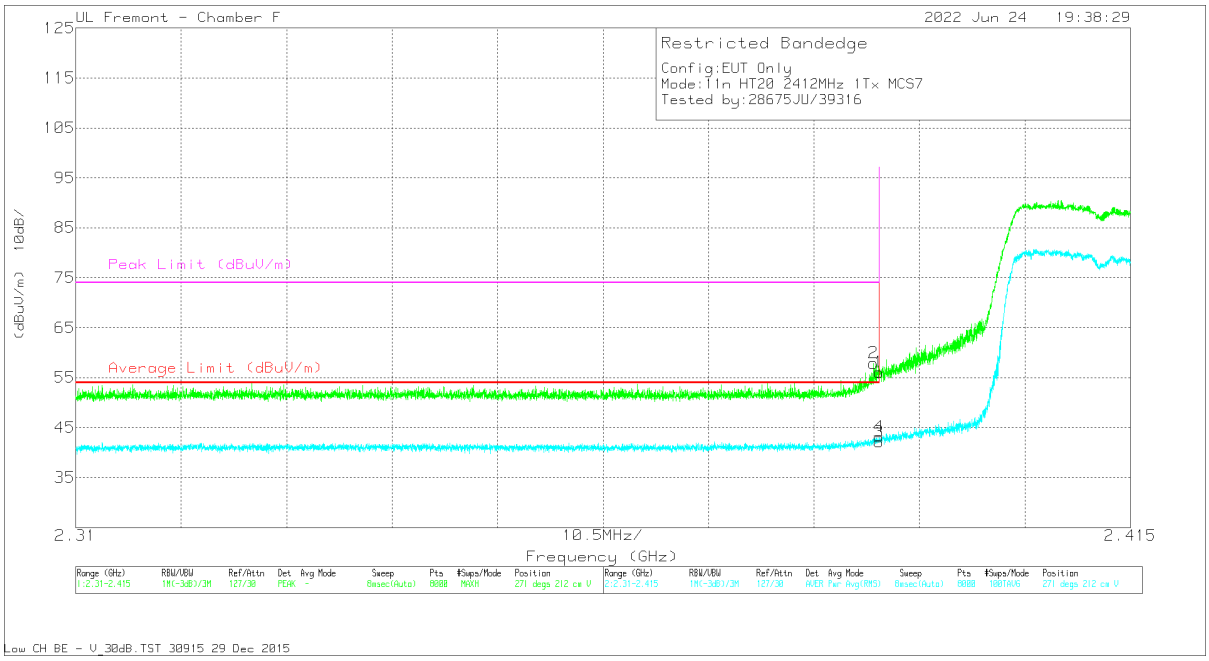

Marker	Frequency (GHz)	Meter Reading (dBuV)	Det	81887 ACF (dB)	Amp/Cbl/Fltr/Pad (dB)	DC Corr (dB)	Corrected Reading (dBuV/m)	Average Limit (dBuV/m)	Margin (dB)	Peak Limit (dBuV/m)	PK Margin (dB)	Azimuth (Degs)	Height (cm)	Polarity
1	* 2.39	63.44	Pk	32.1	-39.4	0	56.14	-	-	74	-17.86	271	212	V
2	* 2.389431	65.21	Pk	32.1	-39.4	0	57.91	-	-	74	-16.09	271	212	V
3	* 2.39	49.07	RMS	32.1	-39.4	.37	42.14	54	-11.86	-	-	271	212	V
4	* 2.38997	50.07	RMS	32.1	-39.4	.37	43.14	54	-10.86	-	-	271	212	V

* - indicates frequency in CFR47 Pt 15 / IC RSS-Restricted Band
Pk - Peak detector
RMS - RMS detection

UL LLC
47173 Benicia Street, Fremont, CA 94538; USA. TEL:(510) 319-4000 FAX:(510) 661-0888
This report shall not be reproduced except in full, without the written approval of UL LLC.

BANDEDGE (LOW CHANNEL, CH 2)

HORIZONTAL RESULT

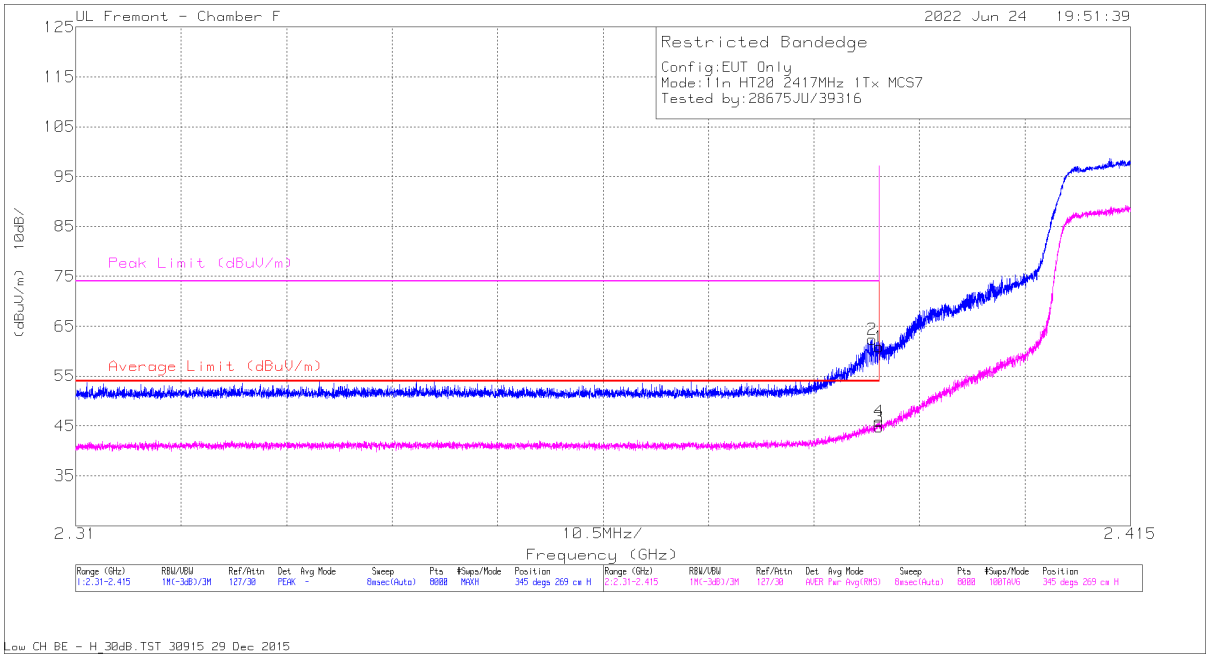

Marker	Frequency (GHz)	Meter Reading (dBuV)	Det	81887 ACF (dB)	Amp/Cbl /Fltr/Pad (dB)	DC Corr (dB)	Corrected Reading (dBuV/m)	Average Limit (dBuV/m)	Margin (dB)	Peak Limit (dBuV/m)	PK Margin (dB)	Azimuth (Degs)	Height (cm)	Polarity
1	* 2.39	68.19	Pk	32.1	-39.4	0	60.89	-	-	74	-13.11	345	269	H
2	* 2.389274	69.74	Pk	32.1	-39.5	0	62.34	-	-	74	-11.66	345	269	H
3	* 2.39	51.69	RMS	32.1	-39.4	.37	44.76	54	-9.24	-	-	345	269	H
4	* 2.389957	52.9	RMS	32.1	-39.4	.37	45.97	54	-8.03	-	-	345	269	H

* - indicates frequency in CFR47 Pt 15 / IC RSS-Restricted Band
Pk - Peak detector
RMS - RMS detection

UL LLC
47173 Benicia Street, Fremont, CA 94538; USA. TEL:(510) 319-4000 FAX:(510) 661-0888
This report shall not be reproduced except in full, without the written approval of UL LLC.

VERTICAL RESULT

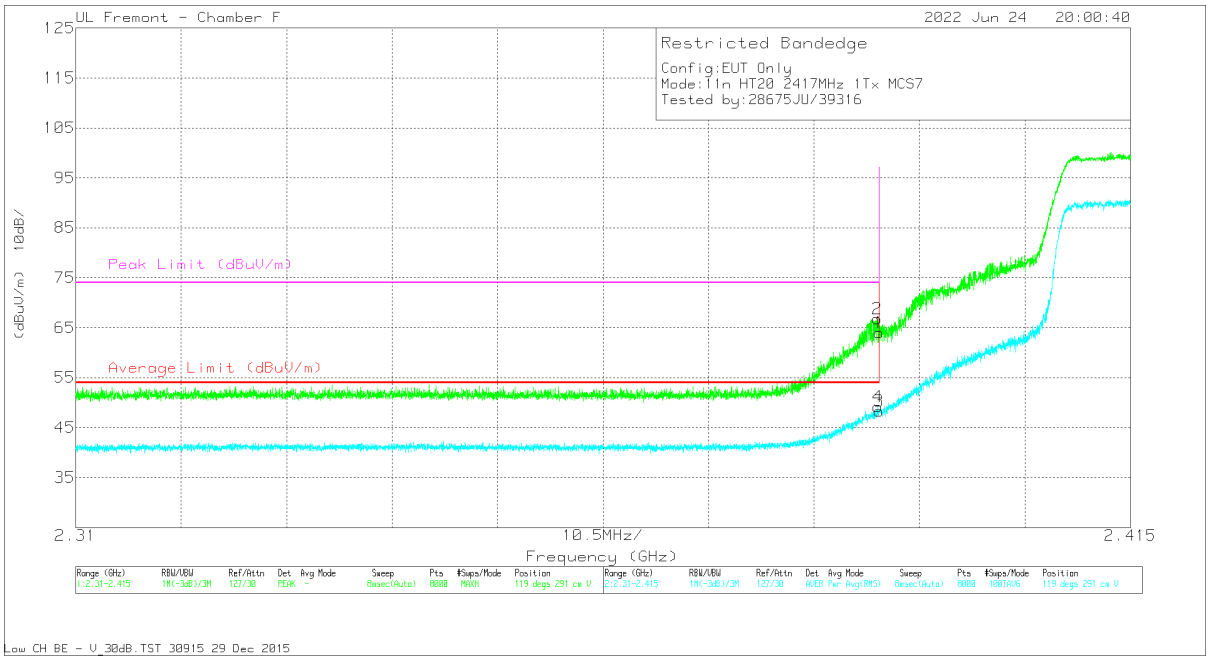

Marker	Frequency (GHz)	Meter Reading (dBuV)	Det	81887 ACF (dB)	Amp/Cbl/Fltr/Pad (dB)	DC Corr (dB)	Corrected Reading (dBuV/m)	Average Limit (dBuV/m)	Margin (dB)	Peak Limit (dBuV/m)	PK Margin (dB)	Azimuth (Degs)	Height (cm)	Polarity
1	* 2.39	71.29	Pk	32.1	-39.4	0	63.99	-	-	74	-10.01	119	291	V
2	* 2.389812	74.06	Pk	32.1	-39.4	0	66.76	-	-	74	-7.24	119	291	V
3	* 2.39	55.18	RMS	32.1	-39.4	.37	48.25	54	-5.75	-	-	119	291	V
4	* 2.389825	56.12	RMS	32.1	-39.4	.37	49.19	54	-4.81	-	-	119	291	V

* - indicates frequency in CFR47 Pt 15 / IC RSS-Restricted Band
Pk - Peak detector
RMS - RMS detection

UL LLC
47173 Benicia Street, Fremont, CA 94538; USA. TEL:(510) 319-4000 FAX:(510) 661-0888
This report shall not be reproduced except in full, without the written approval of UL LLC.

BANDEDGE (HIGH CHANNEL, CH 10)

HORIZONTAL RESULT

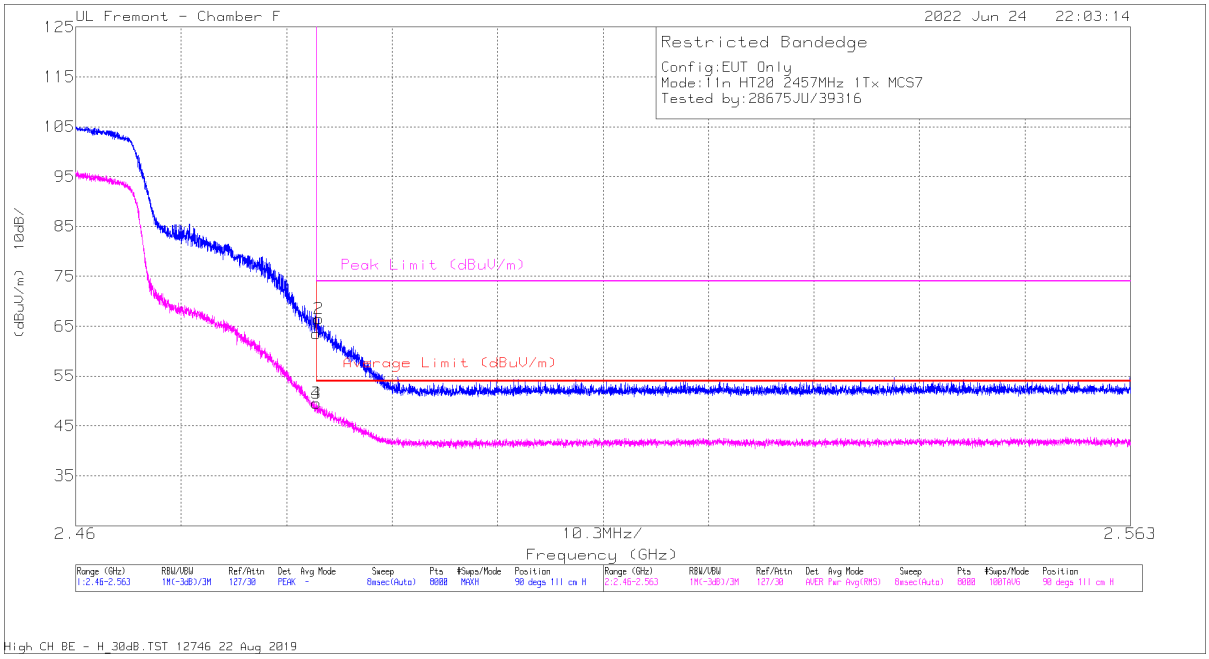

Marker	Frequency (GHz)	Meter Reading (dBuV)	Det	81887 ACF (dB)	Amp/Cbl/Fltr/Pad (dB)	DC Corr (dB)	Corrected Reading (dBuV/m)	Average Limit (dBuV/m)	Margin (dB)	Peak Limit (dBuV/m)	PK Margin (dB)	Azimuth (Degs)	Height (cm)	Polarity
1	* 2.4835	70.35	Pk	32.3	-39.1	0	63.55	-	-	74	-10.45	90	111	H
2	* 2.483719	73.33	Pk	32.3	-39.1	0	66.53	-	-	74	-7.47	90	111	H
3	* 2.4835	56	RMS	32.3	-39.1	.37	49.57	54	-4.43	-	-	90	111	H
4	* 2.483501	56.04	RMS	32.3	-39.1	.37	49.61	54	-4.39	-	-	90	111	H

* - indicates frequency in CFR47 Pt 15 / IC RSS-Restricted Band
Pk - Peak detector
RMS - RMS detection

UL LLC
47173 Benicia Street, Fremont, CA 94538; USA. TEL:(510) 319-4000 FAX:(510) 661-0888
This report shall not be reproduced except in full, without the written approval of UL LLC.

VERTICAL RESULT

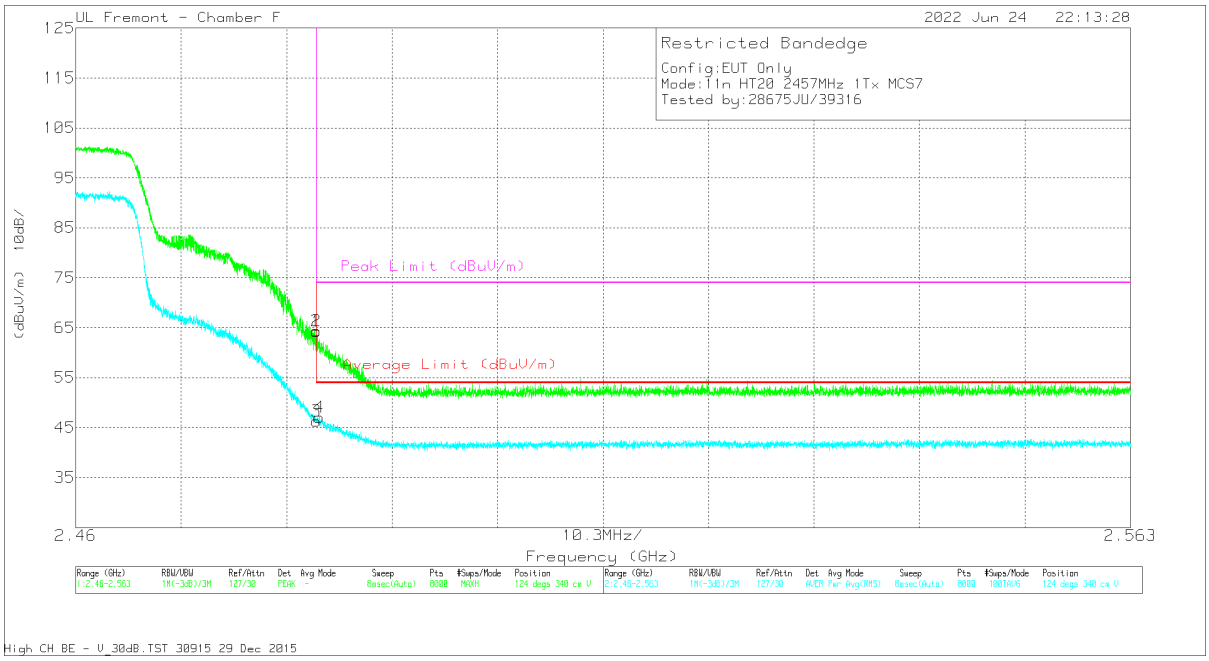

Marker	Frequency (GHz)	Meter Reading (dBuV)	Det	81887 ACF (dB)	Amp/Cbl/Fltr/Pad (dB)	DC Corr (dB)	Corrected Reading (dBuV/m)	Average Limit (dBuV/m)	Margin (dB)	Peak Limit (dBuV/m)	PK Margin (dB)	Azimuth (Degs)	Height (cm)	Polarity
1	* 2.4835	71.01	Pk	32.3	-39.1	0	64.21	-	-	74	-9.79	124	340	V
2	* 2.483501	71.14	Pk	32.3	-39.1	0	64.34	-	-	74	-9.66	124	340	V
3	* 2.4835	52.73	RMS	32.3	-39.1	.37	46.3	54	-7.7	-	-	124	340	V
4	* 2.483771	53.42	RMS	32.3	-39.1	.37	46.99	54	-7.01	-	-	124	340	V

* - indicates frequency in CFR47 Pt 15 / IC RSS-Restricted Band
Pk - Peak detector
RMS - RMS detection

UL LLC
47173 Benicia Street, Fremont, CA 94538; USA. TEL:(510) 319-4000 FAX:(510) 661-0888
This report shall not be reproduced except in full, without the written approval of UL LLC.

BANDEDGE (HIGH CHANNEL, CH 11)

HORIZONTAL RESULT

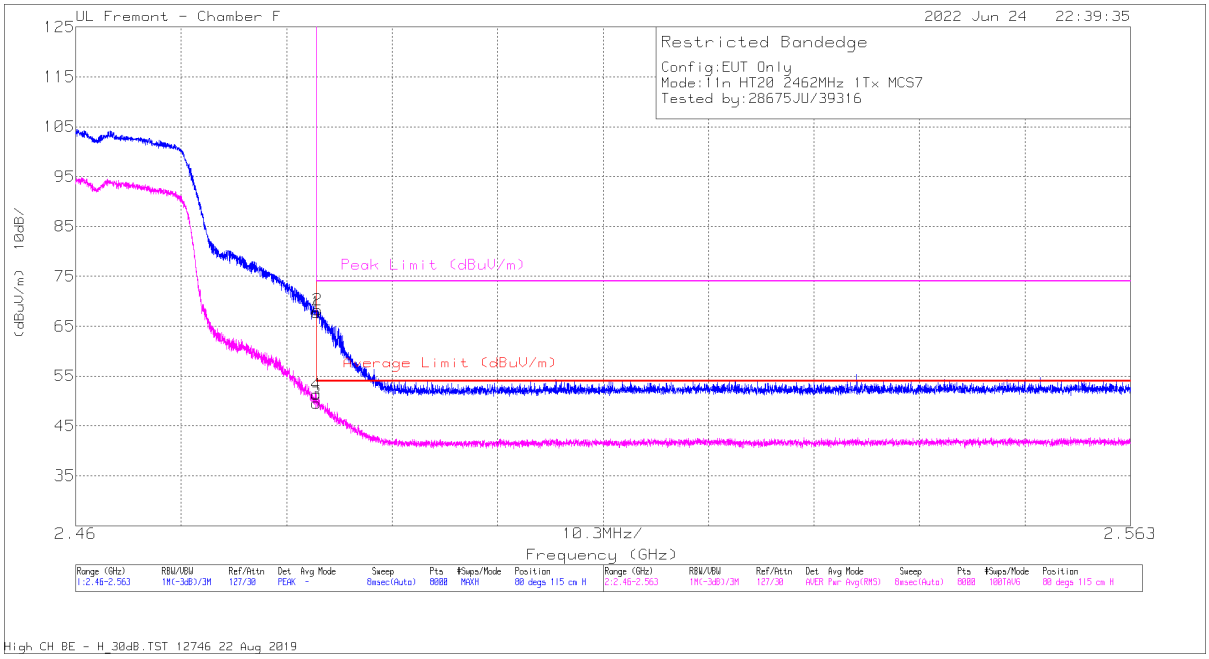

Marker	Frequency (GHz)	Meter Reading (dBuV)	Det	81887 ACF (dB)	Amp/Cbl/Fltr/Pad (dB)	DC Corr (dB)	Corrected Reading (dBuV/m)	Average Limit (dBuV/m)	Margin (dB)	Peak Limit (dBuV/m)	PK Margin (dB)	Azimuth (Degs)	Height (cm)	Polarity
1	* 2.4835	74.57	Pk	32.3	-39.1	0	67.77	-	-	74	-6.23	80	115	H
2	* 2.483629	75.09	Pk	32.3	-39.1	0	68.29	-	-	74	-5.71	80	115	H
3	* 2.4835	56	RMS	32.3	-39.1	.37	49.57	54	-4.43	-	-	80	115	H
4	* 2.483513	57.79	RMS	32.3	-39.1	.37	51.36	54	-2.64	-	-	80	115	H

* - indicates frequency in CFR47 Pt 15 / IC RSS-Restricted Band
Pk - Peak detector
RMS - RMS detection

UL LLC
47173 Benicia Street, Fremont, CA 94538; USA. TEL:(510) 319-4000 FAX:(510) 661-0888
This report shall not be reproduced except in full, without the written approval of UL LLC.

VERTICAL RESULT

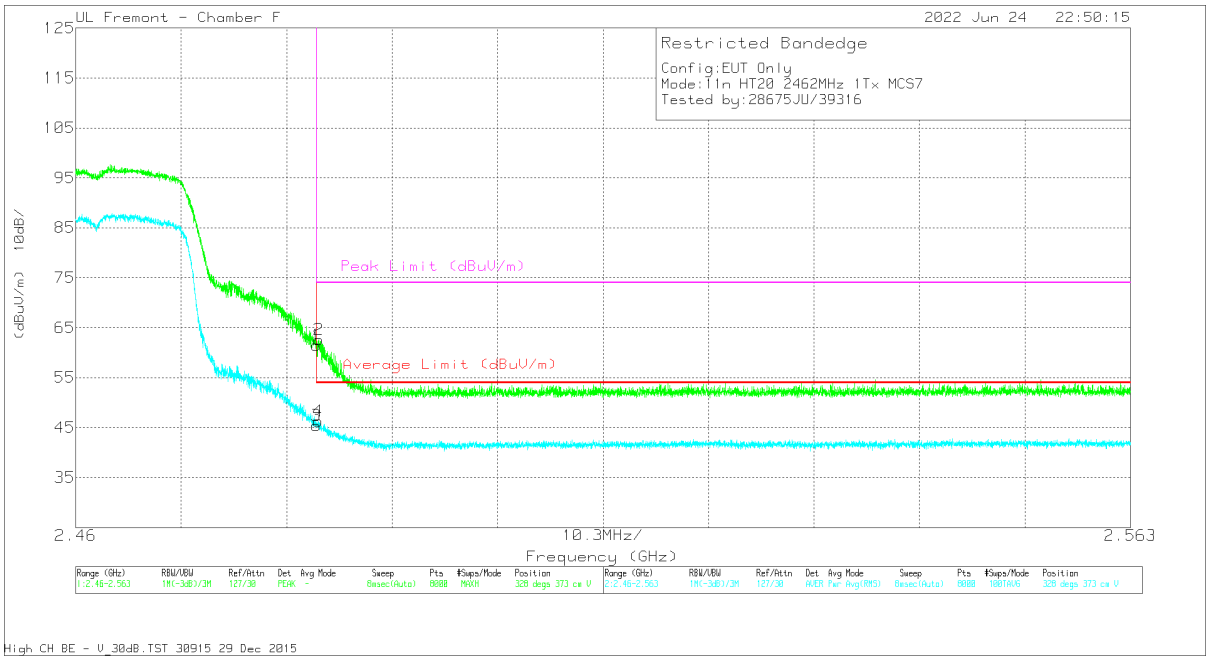

Marker	Frequency (GHz)	Meter Reading (dBuV)	Det	81887 ACF (dB)	Amp/Cbl/Fltr/Pad (dB)	DC Corr (dB)	Corrected Reading (dBuV/m)	Average Limit (dBuV/m)	Margin (dB)	Peak Limit (dBuV/m)	PK Margin (dB)	Azimuth (Degs)	Height (cm)	Polarity
1	* 2.4835	68.25	Pk	32.3	-39.1	0	61.45	-	-	74	-12.55	328	373	V
2	* 2.483719	69.42	Pk	32.3	-39.1	0	62.62	-	-	74	-11.38	328	373	V
3	* 2.4835	51.81	RMS	32.3	-39.1	.37	45.38	54	-8.62	-	-	328	373	V
4	* 2.483668	52.71	RMS	32.3	-39.1	.37	46.28	54	-7.72	-	-	328	373	V

* - indicates frequency in CFR47 Pt 15 / IC RSS-Restricted Band
Pk - Peak detector
RMS - RMS detection

UL LLC
47173 Benicia Street, Fremont, CA 94538; USA. TEL:(510) 319-4000 FAX:(510) 661-0888
This report shall not be reproduced except in full, without the written approval of UL LLC.

BANDEDGE (HIGH CHANNEL, CH 12)

HORIZONTAL RESULT

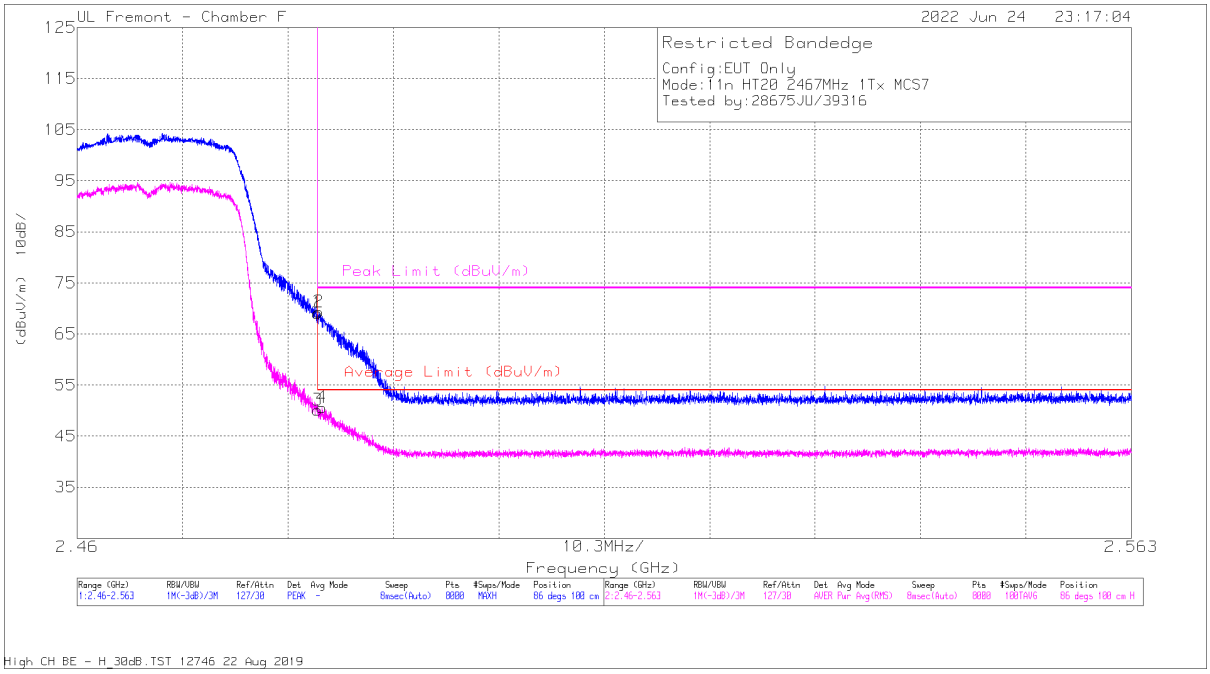

Marker	Frequency (GHz)	Meter Reading (dBuV)	Det	81887 ACF (dB)	Amp/Cbl/Fltr/Pad (dB)	DC Corr (dB)	Corrected Reading (dBuV/m)	Average Limit (dBuV/m)	Margin (dB)	Peak Limit (dBuV/m)	PK Margin (dB)	Azimuth (Degs)	Height (cm)	Polarity
1	* 2.4835	75.91	Pk	32.3	-39.1	0	69.11	-	-	74	-4.89	86	100	H
2	* 2.483604	76.15	Pk	32.3	-39.1	0	69.35	-	-	74	-4.65	86	100	H
3	* 2.4835	56.56	RMS	32.3	-39.1	.37	50.13	54	-3.87	-	-	86	100	H
4	* 2.483938	57.05	RMS	32.3	-39.1	.37	50.62	54	-3.38	-	-	86	100	H

* - indicates frequency in CFR47 Pt 15 / IC RSS-Restricted Band
Pk - Peak detector
RMS - RMS detection

UL LLC
47173 Benicia Street, Fremont, CA 94538; USA. TEL:(510) 319-4000 FAX:(510) 661-0888
This report shall not be reproduced except in full, without the written approval of UL LLC.