# VERTICAL RESULT

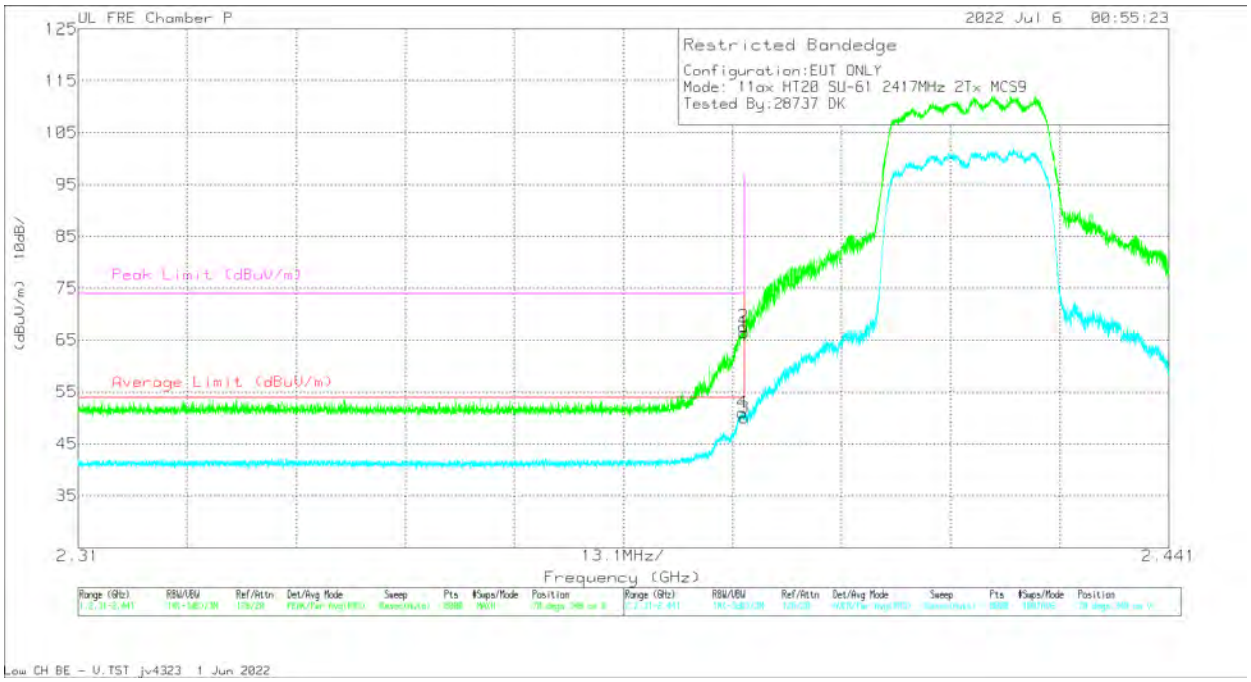


| Marker | Frequency (GHz) | Meter Reading (dBuV) | Det | AF 41112 (dB/m) | Amp/Cbl /Fltr/Pad (dB) | DC Corr (dB) | Corrected Reading (dBuV/m) | Average Limit (dBuV/m) | Margin (dB) | Peak Limit (dBuV/m) | PK Margin (dB) | Azimuth (Degs) | Height (cm) | Polarity |
|---|---|---|---|---|---|---|---|---|---|---|---|---|---|---|
| 4 | *2.389805 | 52.53 | RMS | 31.7 | -33.8 | .52 | 50.95 | 54 | -3.05 | - | - | 78 | 348 | V |
| 2 | *2.389903 | 69.76 | Pk | 31.7 | -33.8 | 0 | 67.66 | - | - | 74 | -6.34 | 78 | 348 | V |
| 1 | *2.39 | 68.54 | Pk | 31.7 | -33.8 | 0 | 66.44 | - | - | 74 | -7.56 | 78 | 348 | V |
| 3 | *2.39 | 51.53 | RMS | 31.7 | -33.8 | .52 | 49.95 | 54 | -4.05 | - | - | 78 | 348 | V |

* - indicates frequency in CFR47 Pt 15 / IC RSS-Restricted Band

Pk - Peak detector
RMS - RMS detection



UL LLC
47173 Benicia Street, Fremont, CA 94538; USA. TEL:(510) 319-4000 FAX:(510) 661-0888
*This report shall not be reproduced except in full, without the written approval of UL LLC.*

## BANDEDGE (LOW CHANNEL, CH 3)

### HORIZONTAL RESULT

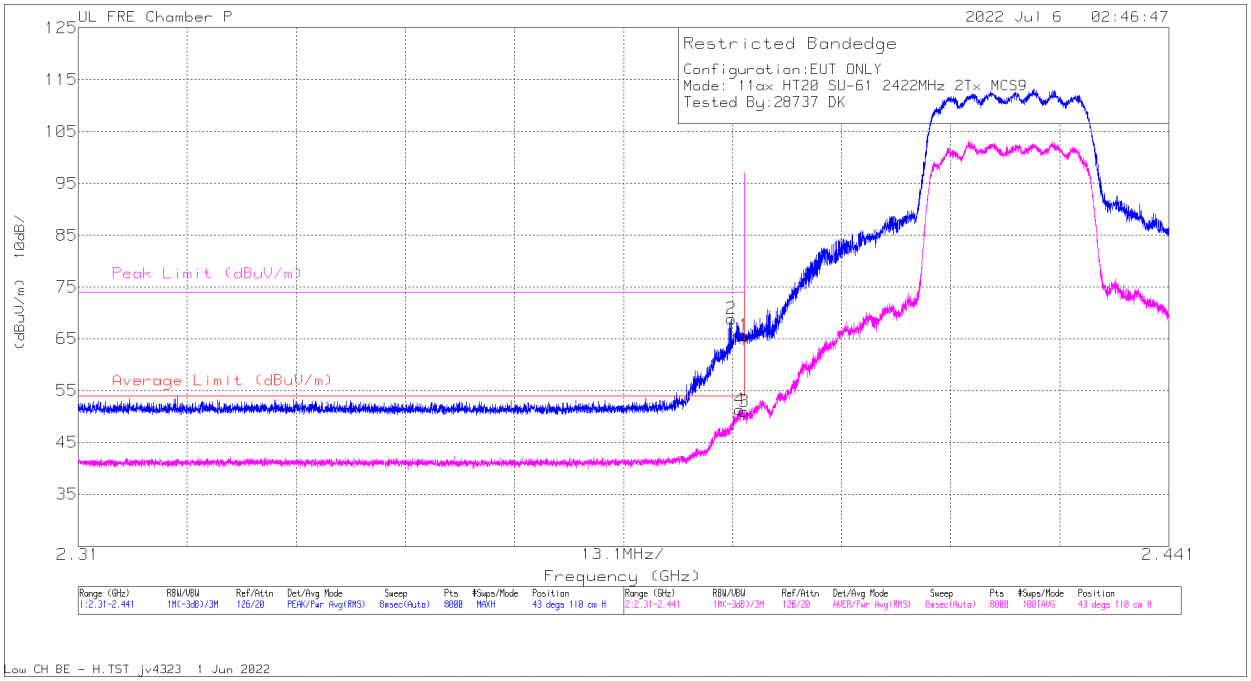


| Marker | Frequency (GHz) | Meter Reading (dBuV) | Det | AF 41112 (dB/m) | Amp/Cbl /Fltr/Pad (dB) | DC Corr (dB) | Corrected Reading (dBuV/m) | Average Limit (dBuV/m) | Margin (dB) | Peak Limit (dBuV/m) | PK Margin (dB) | Azimuth (Degs) | Height (cm) | Polarity |
|---|---|---|---|---|---|---|---|---|---|---|---|---|---|---|
| 2 | *2.388429 | 70.96 | Pk | 31.7 | -33.8 | 0 | 68.86 | - | - | 74 | -5.14 | 43 | 110 | H |
| 4 | *2.389461 | 52.99 | RMS | 31.7 | -33.8 | .52 | 51.41 | 54 | -2.59 | - | - | 43 | 110 | H |
| 1 | *2.39 | 67.72 | Pk | 31.7 | -33.8 | 0 | 65.62 | - | - | 74 | -8.38 | 43 | 110 | H |
| 3 | *2.39 | 52.59 | RMS | 31.7 | -33.8 | .52 | 51.01 | 54 | -2.99 | - | - | 43 | 110 | H |

* - indicates frequency in CFR47 Pt 15 / IC RSS-Restricted Band

Pk - Peak detector
RMS - RMS detection



UL LLC
47173 Benicia Street, Fremont, CA 94538; USA. TEL:(510) 319-4000 FAX:(510) 661-0888
*This report shall not be reproduced except in full, without the written approval of UL LLC.*

# VERTICAL RESULT

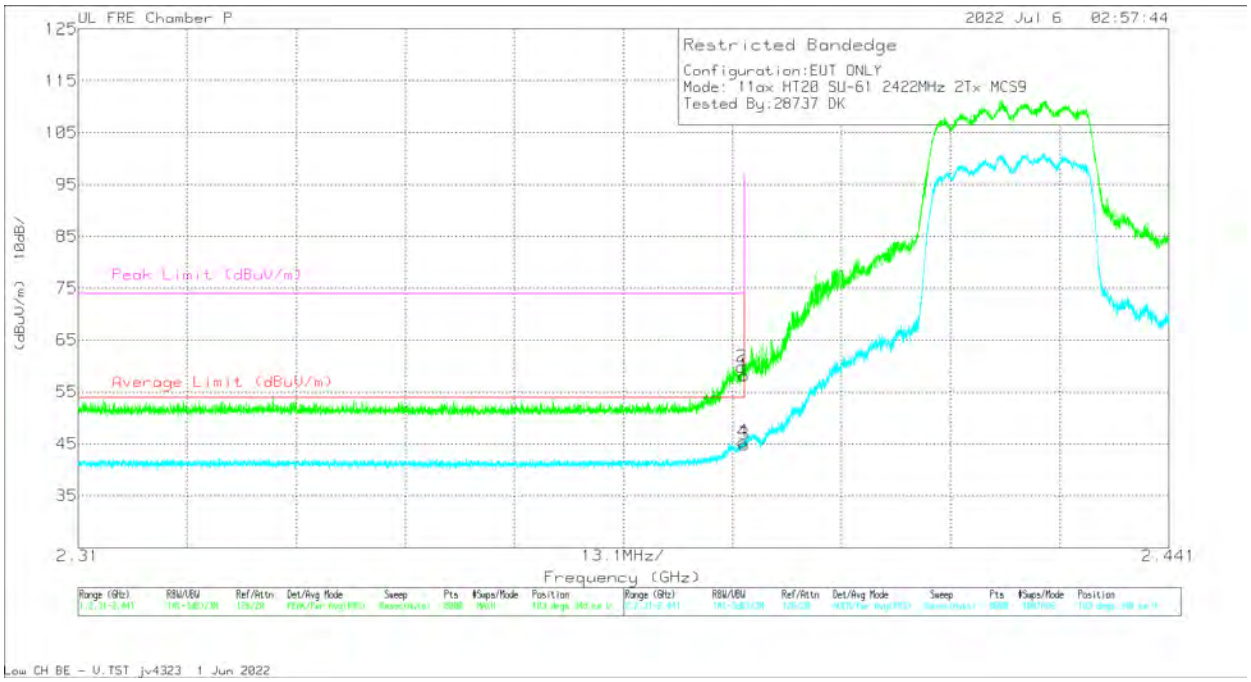


| Marker | Frequency (GHz) | Meter Reading (dBuV) | Det | AF 41112 (dB/m) | Amp/Cbl /Fltr/Pad (dB) | DC Corr (dB) | Corrected Reading (dBuV/m) | Average Limit (dBuV/m ) | Margin (dB) | Peak Limit (dBuV/m ) | PK Margin (dB) | Azimuth (Degs) | Height (cm) | Polarity |
|---|---|---|---|---|---|---|---|---|---|---|---|---|---|---|
| 2 | *2.389707 | 61.99 | Pk | 31.7 | -33.8 | 0 | 59.89 | - | - | 74 | -14.11 | 103 | 348 | V |
| 4 | *2.389822 | 47 | RMS | 31.7 | -33.8 | .52 | 45.42 | 54 | -8.58 | - | - | 103 | 348 | V |
| 1 | *2.39 | 60.3 | Pk | 31.7 | -33.8 | 0 | 58.2 | - | - | 74 | -15.8 | 103 | 348 | V |
| 3 | *2.39 | 46.5 | RMS | 31.7 | -33.8 | .52 | 44.92 | 54 | -9.08 | - | - | 103 | 348 | V |

* - indicates frequency in CFR47 Pt 15 / IC RSS-Restricted Band

Pk - Peak detector
RMS - RMS detection



UL LLC
47173 Benicia Street, Fremont, CA 94538; USA. TEL:(510) 319-4000 FAX:(510) 661-0888
*This report shall not be reproduced except in full, without the written approval of UL LLC.*

## BANDEDGE (HIGH CHANNEL, CH 8)

### HORIZONTAL RESULT

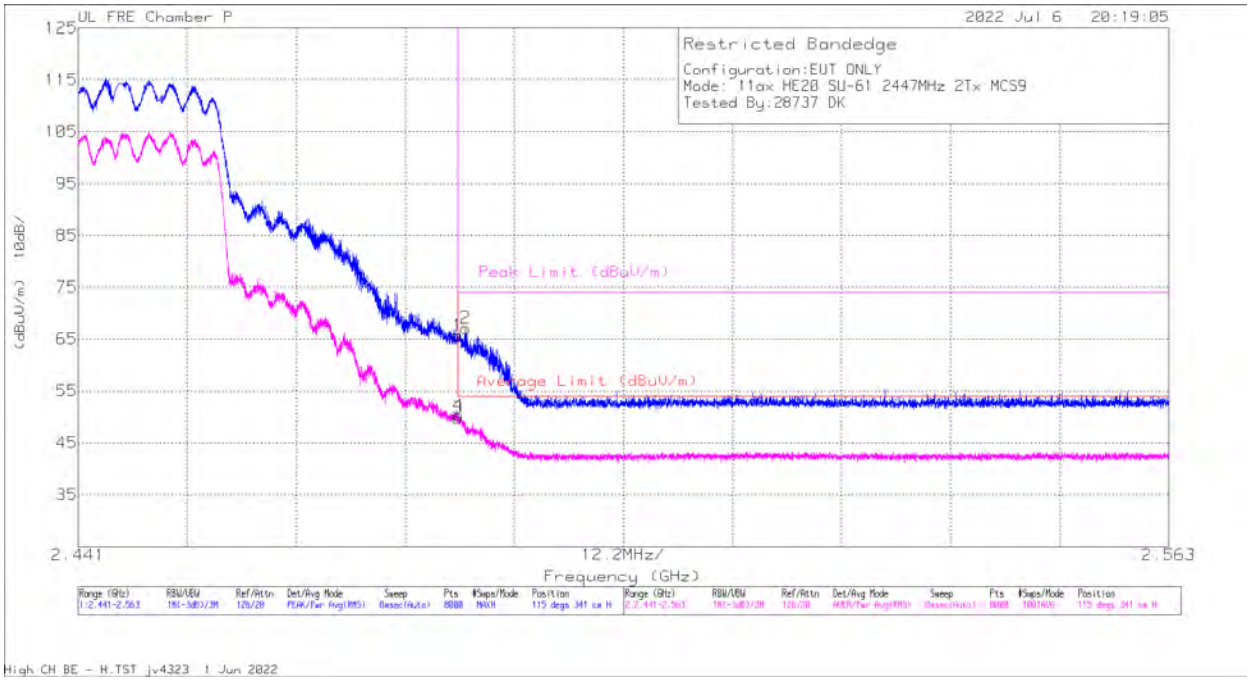


| Marker | Frequency (GHz) | Meter Reading (dBuV) | Det | AF 41112 (dB/m) | Amp/Cbl /Fltr/Pad (dB) | DC Corr (dB) | Corrected Reading (dBuV/m) | Average Limit (dBuV/m) | Margin (dB) | Peak Limit (dBuV/m) | PK Margin (dB) | Azimuth (Degs) | Height (cm) | Polarity |
|---|---|---|---|---|---|---|---|---|---|---|---|---|---|---|
| 1 | *2.4835 | 67.08 | Pk | 32.4 | -33.7 | 0 | 65.78 | - | - | 74 | -8.22 | 115 | 341 | H |
| 3 | *2.4835 | 50.56 | RMS | 32.4 | -33.7 | .52 | 49.78 | 54 | -4.22 | - | - | 115 | 341 | H |
| 4 | *2.483523 | 51.04 | RMS | 32.4 | -33.7 | .52 | 50.26 | 54 | -3.74 | - | - | 115 | 341 | H |
| 2 | *2.484316 | 68.36 | Pk | 32.4 | -33.7 | 0 | 67.06 | - | - | 74 | -6.94 | 115 | 341 | H |

* - indicates frequency in CFR47 Pt 15 / IC RSS-Restricted Band

Pk - Peak detector
RMS - RMS detection



UL LLC
47173 Benicia Street, Fremont, CA 94538; USA. TEL:(510) 319-4000 FAX:(510) 661-0888
*This report shall not be reproduced except in full, without the written approval of UL LLC.*

# VERTICAL RESULT

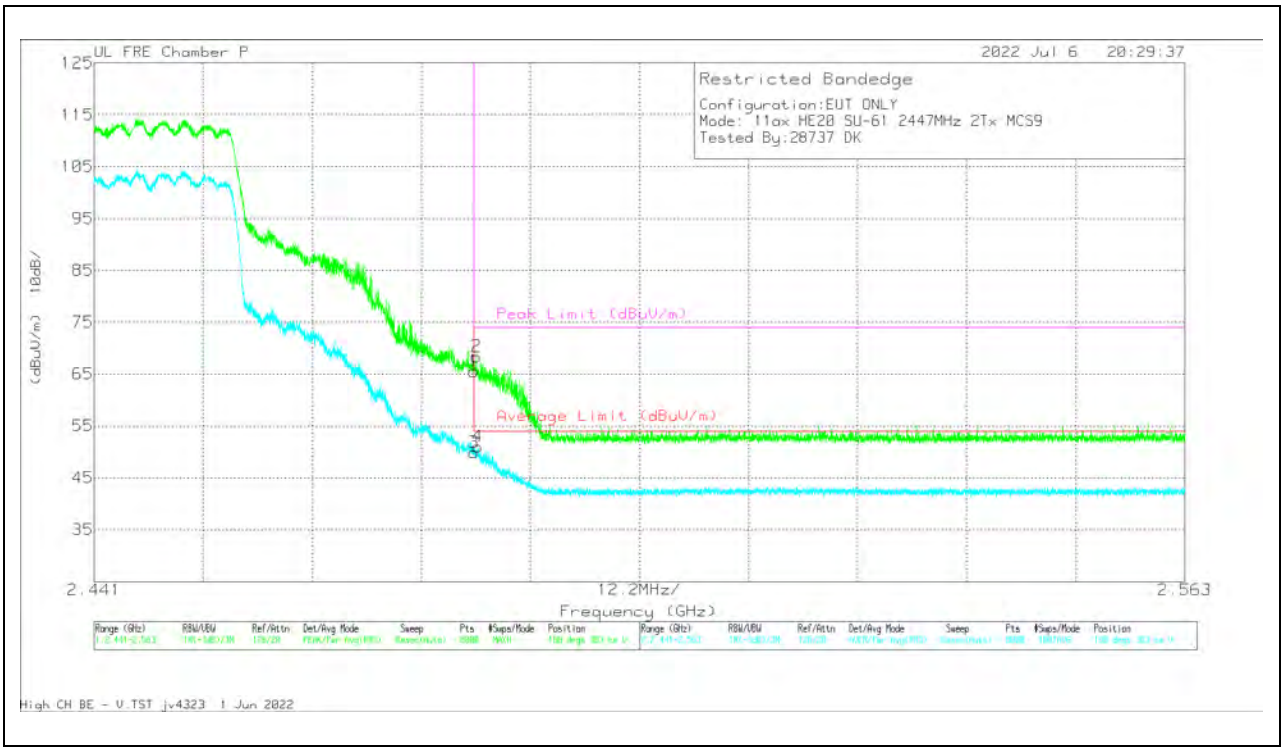


| Marker | Frequency (GHz) | Meter Reading (dBuV) | Det | AF 41112 (dB/m) | Amp/Cbl /Fltr/Pad (dB) | DC Corr (dB) | Corrected Reading (dBuV/m) | Average Limit (dBuV/m ) | Margin (dB) | Peak Limit (dBuV/m ) | PK Margin (dB) | Azimuth (Degs) | Height (cm) | Polarity |
|---|---|---|---|---|---|---|---|---|---|---|---|---|---|---|
| 1 | *2.4835 | 66.85 | Pk | 32.4 | -33.7 | 0 | 65.55 | - | - | 74 | -8.45 | 168 | 383 | V |
| 3 | *2.4835 | 50.59 | RMS | 32.4 | -33.7 | .52 | 49.81 | 54 | -4.19 | - | - | 168 | 383 | V |
| 2 | *2.483782 | 69.64 | Pk | 32.4 | -33.7 | 0 | 68.34 | - | - | 74 | -5.66 | 168 | 383 | V |
| 4 | *2.483889 | 51.74 | RMS | 32.4 | -33.7 | .52 | 50.96 | 54 | -3.04 | - | - | 168 | 383 | V |

* - indicates frequency in CFR47 Pt 15 / IC RSS-Restricted Band

Pk - Peak detector
RMS - RMS detection



UL LLC
47173 Benicia Street, Fremont, CA 94538; USA. TEL:(510) 319-4000 FAX:(510) 661-0888
*This report shall not be reproduced except in full, without the written approval of UL LLC.*

## BANDEDGE (HIGH CHANNEL, CH 9)

### HORIZONTAL RESULT

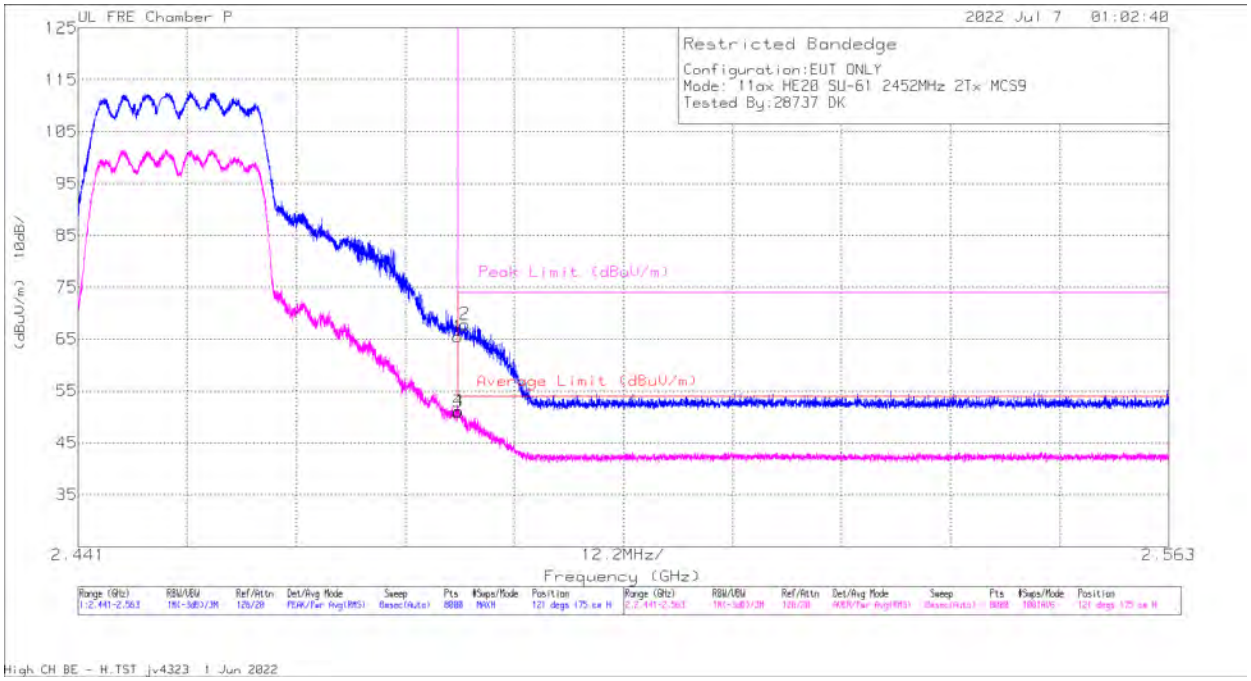


| Marker | Frequency (GHz) | Meter Reading (dBuV) | Det | AF 41112 (dB/m) | Amp/Cbl /Fltr/Pad (dB) | DC Corr (dB) | Corrected Reading (dBuV/m) | Average Limit (dBuV/m ) | Margin (dB) | Peak Limit (dBuV/m ) | PK Margin (dB) | Azimuth (Degs) | Height (cm) | Polarity |
|---|---|---|---|---|---|---|---|---|---|---|---|---|---|---|
| 1 | *2.4835 | 66.81 | Pk | 32.4 | -33.7 | 0 | 65.51 | - | - | 74 | -8.49 | 121 | 175 | H |
| 3 | *2.4835 | 51.71 | RMS | 32.4 | -33.7 | .52 | 50.93 | 54 | -3.07 | - | - | 121 | 175 | H |
| 4 | *2.483538 | 51.85 | RMS | 32.4 | -33.7 | .52 | 51.07 | 54 | -2.93 | - | - | 121 | 175 | H |
| 2 | *2.4843 | 69.15 | Pk | 32.4 | -33.7 | 0 | 67.85 | - | - | 74 | -6.15 | 121 | 175 | H |

* - indicates frequency in CFR47 Pt 15 / IC RSS-Restricted Band

Pk - Peak detector
RMS - RMS detection



UL LLC
47173 Benicia Street, Fremont, CA 94538; USA. TEL:(510) 319-4000 FAX:(510) 661-0888
*This report shall not be reproduced except in full, without the written approval of UL LLC.*

# VERTICAL RESULT

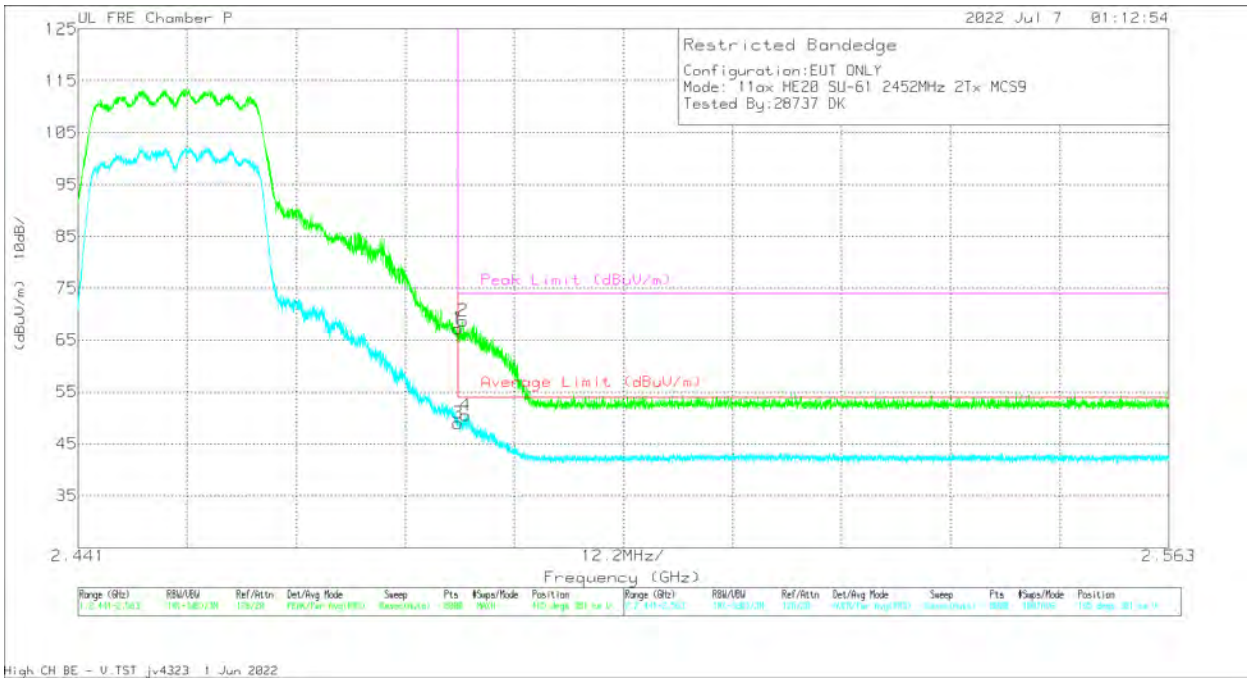


| Marker | Frequency (GHz) | Meter Reading (dBuV) | Det | AF 41112 (dB/m) | Amp/Cbl /Fltr/Pad (dB) | DC Corr (dB) | Corrected Reading (dBuV/m) | Average Limit (dBuV/m ) | Margin (dB) | Peak Limit (dBuV/m ) | PK Margin (dB) | Azimuth (Degs) | Height (cm) | Polarity |
|---|---|---|---|---|---|---|---|---|---|---|---|---|---|---|
| 1 | *2.4835 | 68.51 | Pk | 32.4 | -33.7 | 0 | 67.21 | - | - | 74 | -6.79 | 165 | 381 | V |
| 3 | *2.4835 | 49.75 | RMS | 32.4 | -33.7 | .52 | 48.97 | 54 | -5.03 | - | - | 165 | 381 | V |
| 2 | *2.484087 | 70.09 | Pk | 32.4 | -33.7 | 0 | 68.79 | - | - | 74 | -5.21 | 165 | 381 | V |
| 4 | *2.484361 | 51.27 | RMS | 32.4 | -33.7 | .52 | 50.49 | 54 | -3.51 | - | - | 165 | 381 | V |

* - indicates frequency in CFR47 Pt 15 / IC RSS-Restricted Band

Pk - Peak detector
RMS - RMS detection



UL LLC
47173 Benicia Street, Fremont, CA 94538; USA. TEL:(510) 319-4000 FAX:(510) 661-0888
*This report shall not be reproduced except in full, without the written approval of UL LLC.*

## BANDEDGE (HIGH CHANNEL, CH 10)

### HORIZONTAL RESULT

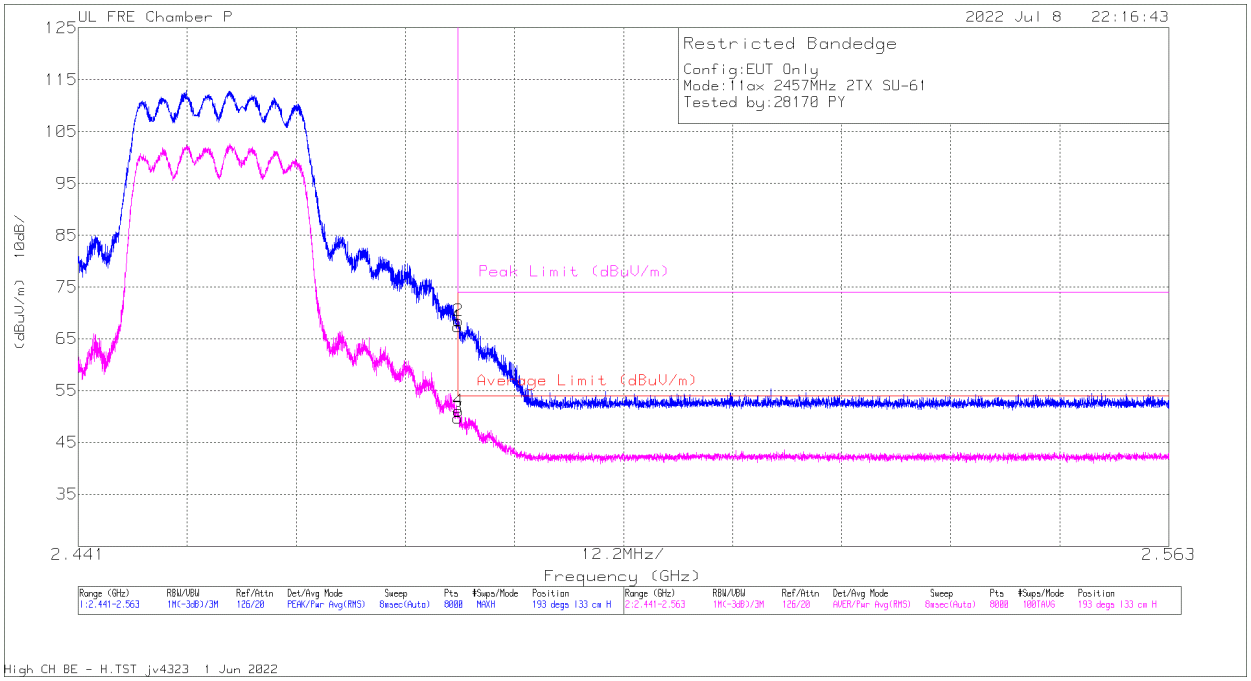


| Marker | Frequency (GHz) | Meter Reading (dBuV) | Det | AF 41112 (dB/m) | Amp/Cbl /Fltr/Pad (dB) | DC Corr (dB) | Corrected Reading (dBuV/m) | Average Limit (dBuV/m) | Margin (dB) | Peak Limit (dBuV/m) | PK Margin (dB) | Azimuth (Degs) | Height (cm) | Polarity |
|---|---|---|---|---|---|---|---|---|---|---|---|---|---|---|
| 1 | *2.4835 | 68.7 | Pk | 32.4 | -33.7 | 0 | 67.4 | - | - | 74 | -6.6 | 193 | 133 | H |
| 3 | *2.4835 | 50.57 | RMS | 32.4 | -33.7 | .52 | 49.79 | 54 | -4.21 | - | - | 193 | 133 | H |
| 4 | *2.483523 | 51.89 | RMS | 32.4 | -33.7 | .52 | 51.11 | 54 | -2.89 | - | - | 193 | 133 | H |
| 2 | *2.483568 | 69.83 | Pk | 32.4 | -33.7 | 0 | 68.53 | - | - | 74 | -5.47 | 193 | 133 | H |

* - indicates frequency in CFR47 Pt 15 / IC RSS-Restricted Band

Pk - Peak detector
RMS - RMS detection



UL LLC
47173 Benicia Street, Fremont, CA 94538; USA. TEL:(510) 319-4000 FAX:(510) 661-0888
*This report shall not be reproduced except in full, without the written approval of UL LLC.*

# VERTICAL RESULT

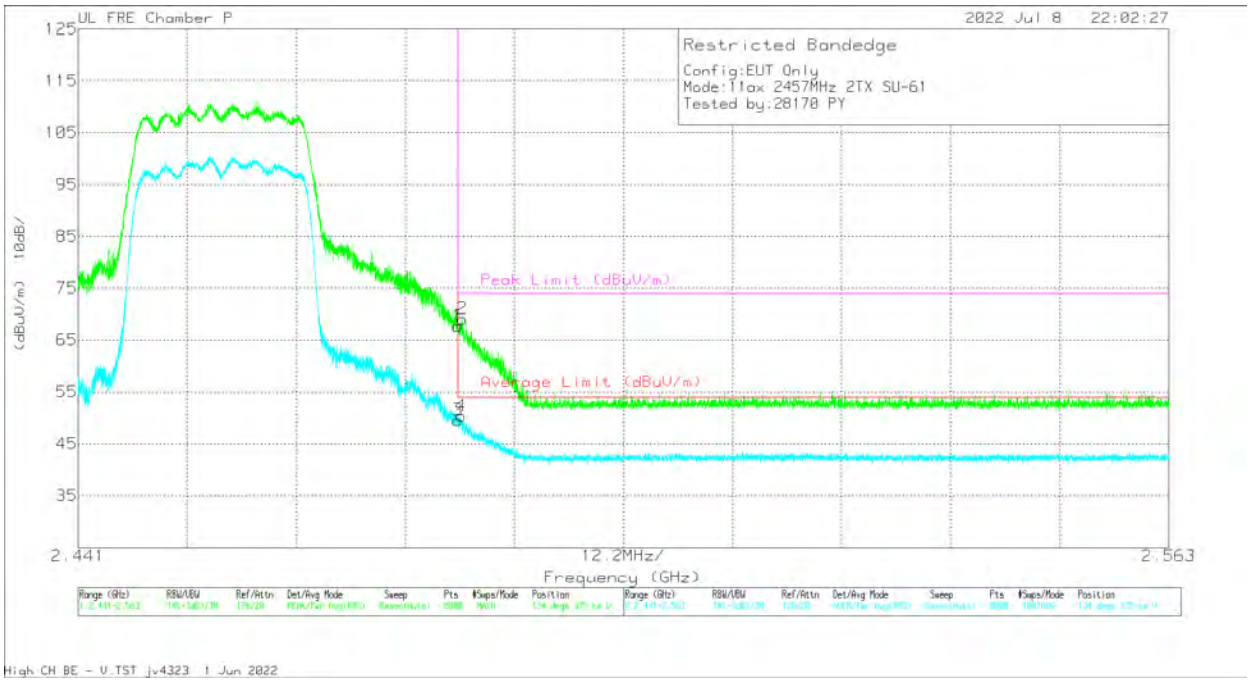


| Marker | Frequency (GHz) | Meter Reading (dBuV) | Det | AF 41112 (dB/m) | Amp/Cbl /Fltr/Pad (dB) | DC Corr (dB) | Corrected Reading (dBuV/m) | Average Limit (dBuV/m ) | Margin (dB) | Peak Limit (dBuV/m ) | PK Margin (dB) | Azimuth (Degs) | Height (cm) | Polarity |
|---|---|---|---|---|---|---|---|---|---|---|---|---|---|---|
| 1 | *2.4835 | 68.98 | Pk | 32.4 | -33.7 | 0 | 67.68 | - | - | 74 | -6.32 | 134 | 375 | V |
| 3 | *2.4835 | 50.33 | RMS | 32.4 | -33.7 | .52 | 49.55 | 54 | -4.45 | - | - | 134 | 375 | V |
| 4 | *2.483858 | 51.2 | RMS | 32.4 | -33.7 | .52 | 50.42 | 54 | -3.58 | - | - | 134 | 375 | V |
| 2 | *2.48395 | 70.36 | Pk | 32.4 | -33.7 | 0 | 69.06 | - | - | 74 | -4.94 | 134 | 375 | V |

* - indicates frequency in CFR47 Pt 15 / IC RSS-Restricted Band

Pk - Peak detector
RMS - RMS detection



UL LLC
47173 Benicia Street, Fremont, CA 94538; USA. TEL:(510) 319-4000 FAX:(510) 661-0888
*This report shall not be reproduced except in full, without the written approval of UL LLC.*

## BANDEDGE (HIGH CHANNEL, CH 11)

### HORIZONTAL RESULT

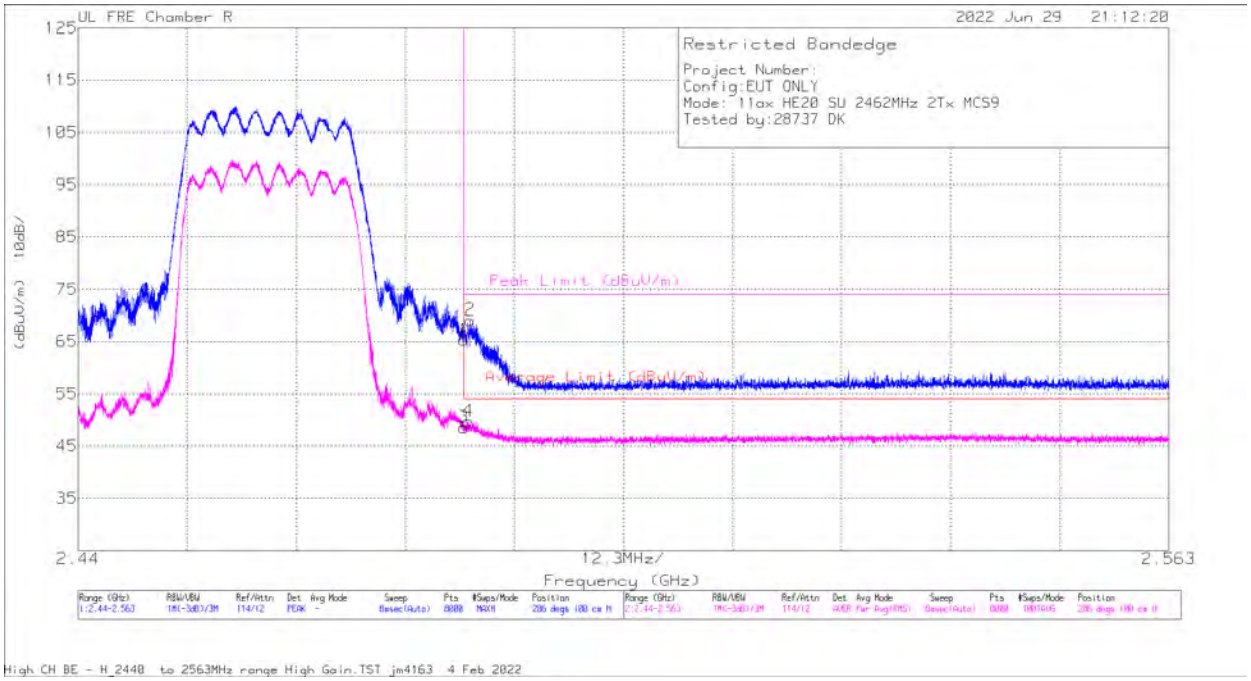


| Marker | Frequency (GHz) | Meter Reading (dBuV) | Det | 200785 ACF (dB) | Amp/Cbl /Fltr/Pad (dB) | DC Corr (dB) | Corrected Reading (dBuV/m) | Average Limit (dBuV/m) | Margin (dB) | Peak Limit (dBuV/m) | PK Margin (dB) | Azimuth (Degs) | Height (cm) | Polarity |
|---|---|---|---|---|---|---|---|---|---|---|---|---|---|---|
| 1 | * 2.4835 | 46.16 | Pk | 32.2 | -13 | 0 | 65.36 | - | - | 74 | -8.64 | 286 | 100 | H |
| 2 | * 2.484224 | 49.9 | Pk | 32.2 | -13 | 0 | 69.1 | - | - | 74 | -4.9 | 286 | 100 | H |
| 3 | * 2.4835 | 28.89 | RMS | 32.2 | -13 | .52 | 48.61 | 54 | -5.39 | - | - | 286 | 100 | H |
| 4 | * 2.484009 | 30.03 | RMS | 32.2 | -13 | .52 | 49.75 | 54 | -4.25 | - | - | 286 | 100 | H |

* - indicates frequency in CFR47 Pt 15 / IC RSS-Restricted Band
Pk - Peak detector
RMS - RMS detection



UL LLC
47173 Benicia Street, Fremont, CA 94538; USA. TEL:(510) 319-4000 FAX:(510) 661-0888
*This report shall not be reproduced except in full, without the written approval of UL LLC.*

# VERTICAL RESULT

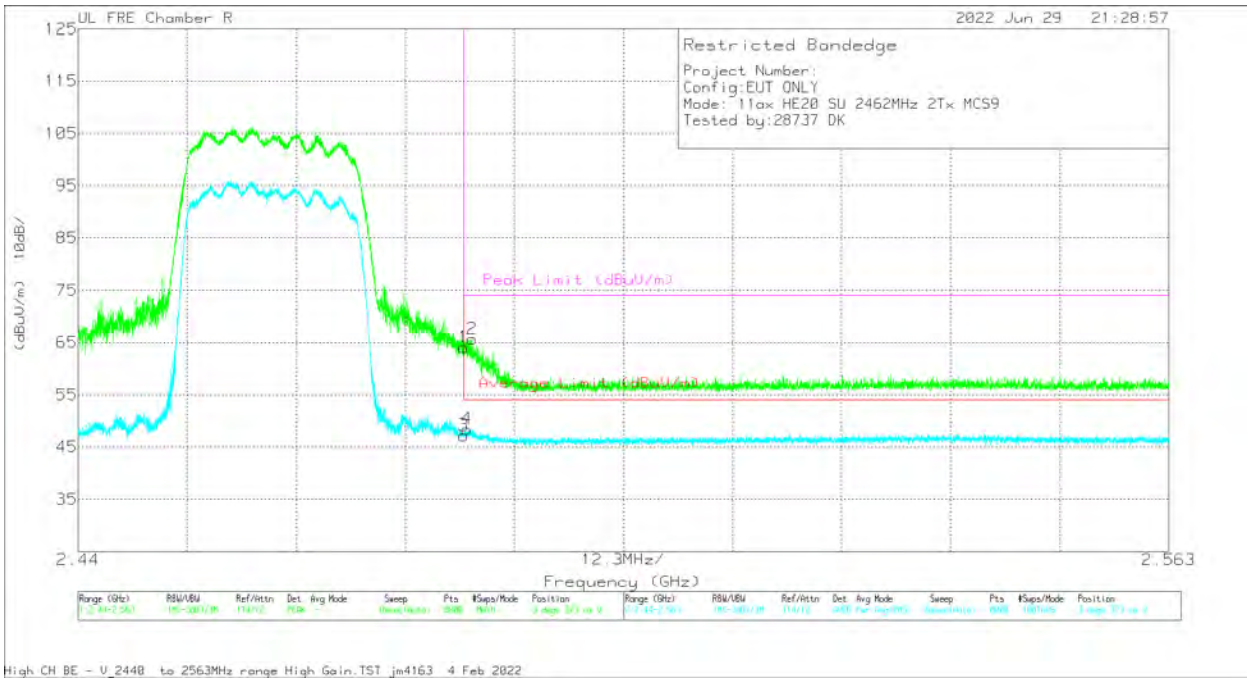


| Marker | Frequency (GHz) | Meter Reading (dBuV) | Det | 200785 ACF (dB) | Amp/Cbl /Fltr/Pad (dB) | DC Corr (dB) | Corrected Reading (dBuV/m) | Average Limit (dBuV/m) | Margin (dB) | Peak Limit (dBuV/m) | PK Margin (dB) | Azimuth (Degs) | Height (cm) | Polarity |
|---|---|---|---|---|---|---|---|---|---|---|---|---|---|---|
| 1 | * 2.4835 | 44.9 | Pk | 32.2 | -13 | 0 | 64.1 | - | - | 74 | -9.9 | 3 | 373 | V |
| 2 | * 2.484424 | 46.54 | Pk | 32.2 | -13 | 0 | 65.74 | - | - | 74 | -8.26 | 3 | 373 | V |
| 3 | * 2.4835 | 27.51 | RMS | 32.2 | -13 | .52 | 47.23 | 54 | -6.77 | - | - | 3 | 373 | V |
| 4 | * 2.483855 | 28.72 | RMS | 32.2 | -13 | .52 | 48.44 | 54 | -5.56 | - | - | 3 | 373 | V |

* - indicates frequency in CFR47 Pt 15 / IC RSS-Restricted Band
Pk - Peak detector
RMS - RMS detection



UL LLC
47173 Benicia Street, Fremont, CA 94538; USA. TEL:(510) 319-4000 FAX:(510) 661-0888
*This report shall not be reproduced except in full, without the written approval of UL LLC.*

## BANDEDGE (HIGH CHANNEL, CH 12)

### HORIZONTAL RESULT

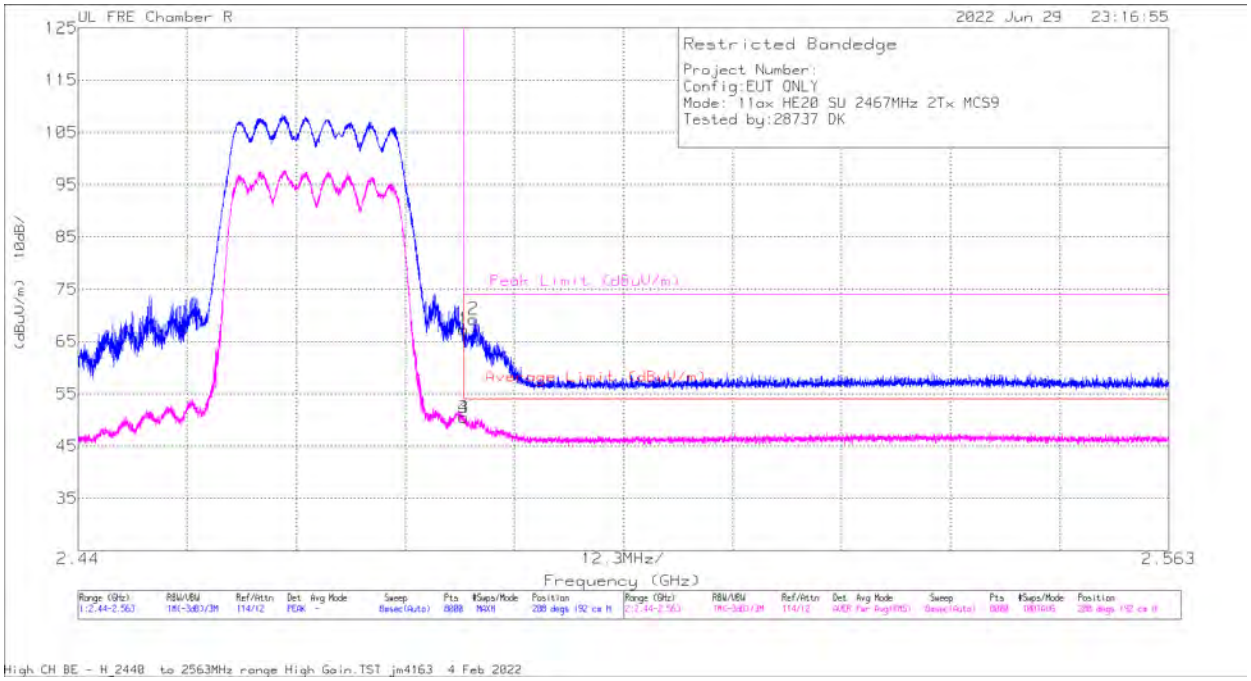


| Marker | Frequency (GHz) | Meter Reading (dBuV) | Det | 200785 ACF (dB) | Amp/Cbl /Fltr/Pad (dB) | DC Corr (dB) | Corrected Reading (dBuV/m) | Average Limit (dBuV/m) | Margin (dB) | Peak Limit (dBuV/m) | PK Margin (dB) | Azimuth (Degs) | Height (cm) | Polarity |
|---|---|---|---|---|---|---|---|---|---|---|---|---|---|---|
| 1 | * 2.4835 | 48.12 | Pk | 32.2 | -13 | 0 | 67.32 | - | - | 74 | -6.68 | 288 | 192 | H |
| 2 | * 2.484609 | 50.04 | Pk | 32.2 | -13 | 0 | 69.24 | - | - | 74 | -4.76 | 288 | 192 | H |
| 3 | * 2.4835 | 30.74 | RMS | 32.2 | -13 | .52 | 50.46 | 54 | -3.54 | - | - | 288 | 192 | H |
| 4 | * 2.483502 | 30.77 | RMS | 32.2 | -13 | .52 | 50.49 | 54 | -3.51 | - | - | 288 | 192 | H |

* - indicates frequency in CFR47 Pt 15 / IC RSS-Restricted Band
Pk - Peak detector
RMS - RMS detection



UL LLC
47173 Benicia Street, Fremont, CA 94538; USA. TEL:(510) 319-4000 FAX:(510) 661-0888
*This report shall not be reproduced except in full, without the written approval of UL LLC.*

# VERTICAL RESULT

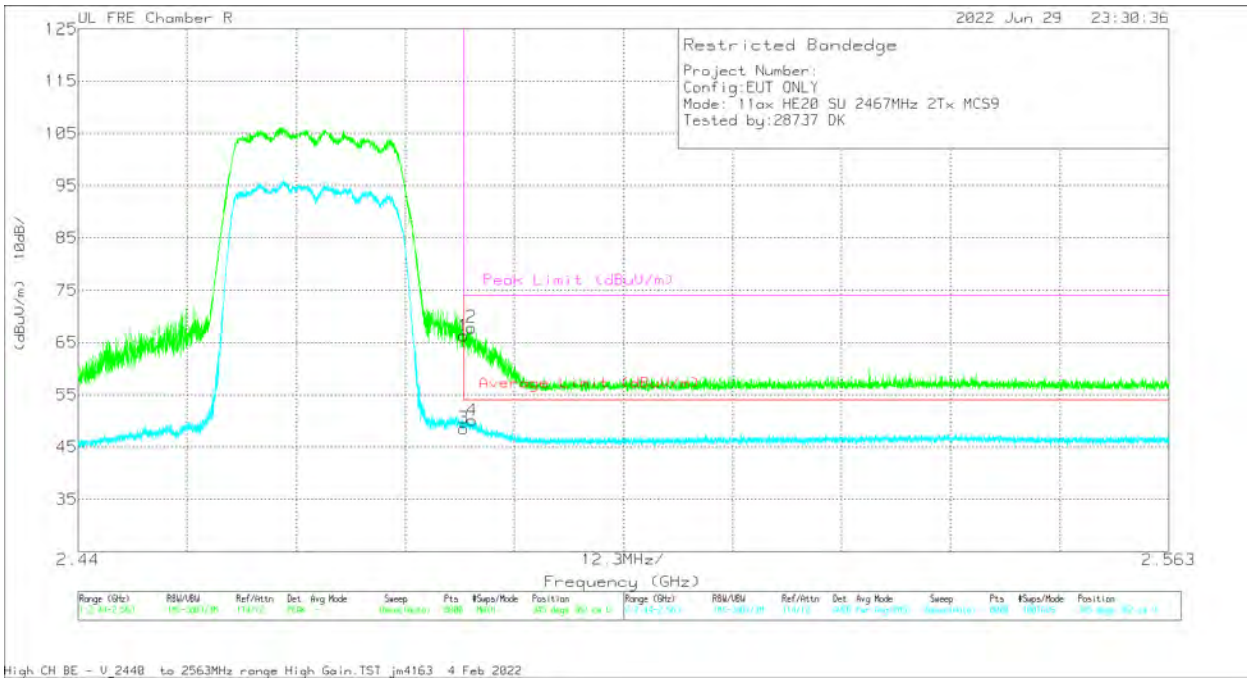


| Marker | Frequency (GHz) | Meter Reading (dBuV) | Det | 200785 ACF (dB) | Amp/Cbl /Fltr/Pad (dB) | DC Corr (dB) | Corrected Reading (dBuV/m) | Average Limit (dBuV/m) | Margin (dB) | Peak Limit (dBuV/m) | PK Margin (dB) | Azimuth (Degs) | Height (cm) | Polarity |
|---|---|---|---|---|---|---|---|---|---|---|---|---|---|---|
| 1 | * 2.4835 | 47.14 | Pk | 32.2 | -13 | 0 | 66.34 | - | - | 74 | -7.66 | 345 | 362 | V |
| 2 | * 2.484347 | 48.66 | Pk | 32.2 | -13 | 0 | 67.86 | - | - | 74 | -6.14 | 345 | 362 | V |
| 3 | * 2.4835 | 28.91 | RMS | 32.2 | -13 | .52 | 48.63 | 54 | -5.37 | - | - | 345 | 362 | V |
| 4 | * 2.484393 | 30.29 | RMS | 32.2 | -13 | .52 | 51.01 | 54 | -3.99 | - | - | 345 | 362 | V |

* - indicates frequency in CFR47 Pt 15 / IC RSS-Restricted Band
Pk - Peak detector
RMS - RMS detection



UL LLC
47173 Benicia Street, Fremont, CA 94538; USA. TEL:(510) 319-4000 FAX:(510) 661-0888
*This report shall not be reproduced except in full, without the written approval of UL LLC.*

## BANDEDGE (HIGH CHANNEL, CH 13)

### HORIZONTAL RESULT

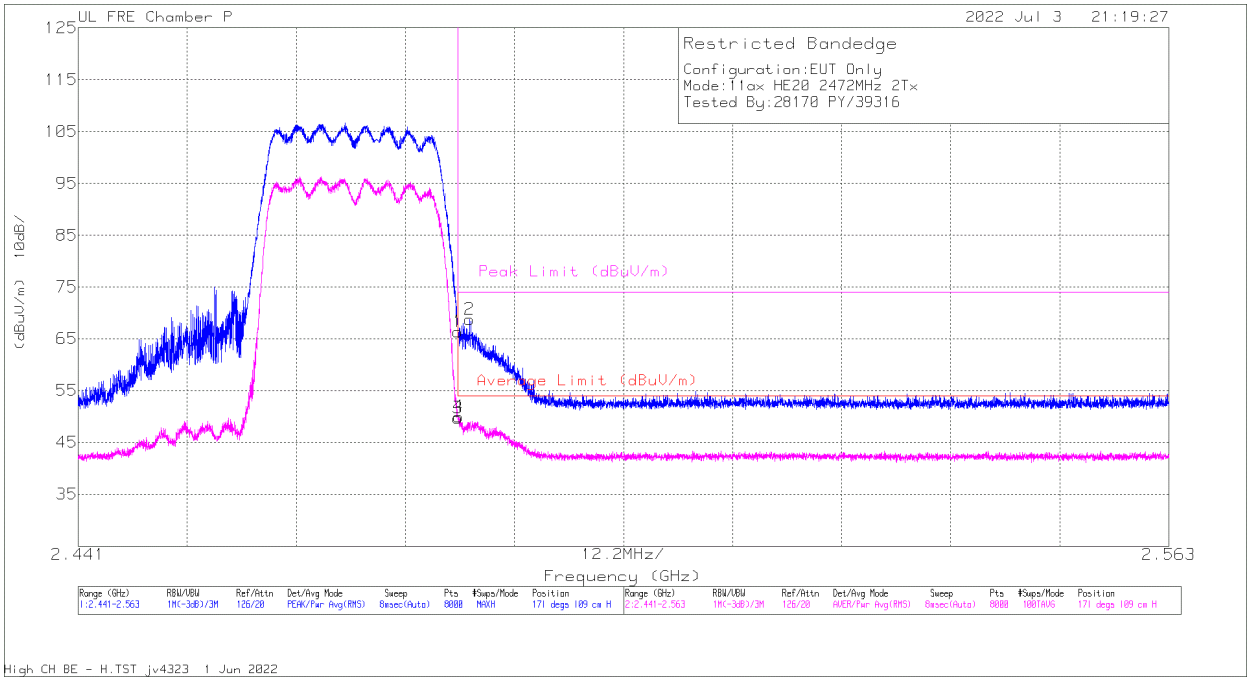


| Marker | Frequency (GHz) | Meter Reading (dBuV) | Det | AF 41112 (dB/m) | Amp/Cbl /Fltr/Pad (dB) | DC Corr (dB) | Corrected Reading (dBuV/m) | Average Limit (dBuV/m ) | Margin (dB) | Peak Limit (dBuV/m ) | PK Margin (dB) | Azimuth (Degs) | Height (cm) | Polarity |
|---|---|---|---|---|---|---|---|---|---|---|---|---|---|---|
| 1 | *2.4835 | 67.7 | Pk | 32.4 | -33.7 | 0 | 66.4 | - | - | 74 | -7.6 | 171 | 109 | H |
| 3 | *2.4835 | 50.55 | RMS | 32.4 | -33.7 | .52 | 49.77 | 54 | -4.23 | - | - | 171 | 109 | H |
| 4 | *2.483538 | 50.75 | RMS | 32.4 | -33.7 | .52 | 49.97 | 54 | -4.03 | - | - | 171 | 109 | H |
| 2 | *2.484743 | 70.05 | Pk | 32.4 | -33.7 | 0 | 68.75 | - | - | 74 | -5.25 | 171 | 109 | H |

* - indicates frequency in CFR47 Pt 15 / IC RSS-Restricted Band

Pk - Peak detector
RMS - RMS detection



UL LLC
47173 Benicia Street, Fremont, CA 94538; USA. TEL:(510) 319-4000 FAX:(510) 661-0888
*This report shall not be reproduced except in full, without the written approval of UL LLC.*

# VERTICAL RESULT

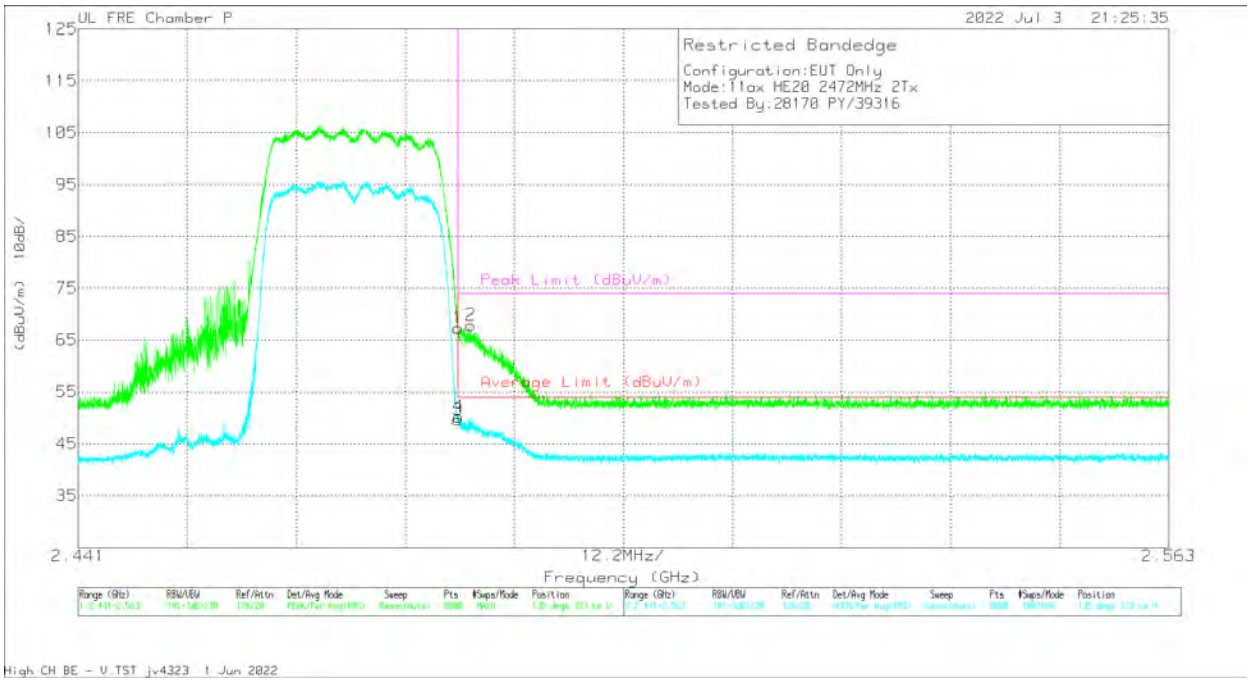


| Marker | Frequency (GHz) | Meter Reading (dBuV) | Det | AF 41112 (dB/m) | Amp/Cbl /Fltr/Pad (dB) | DC Corr (dB) | Corrected Reading (dBuV/m) | Average Limit (dBuV/m ) | Margin (dB) | Peak Limit (dBuV/m ) | PK Margin (dB) | Azimuth (Degs) | Height (cm) | Polarity |
|---|---|---|---|---|---|---|---|---|---|---|---|---|---|---|
| 1 | *2.4835 | 68.62 | Pk | 32.4 | -33.7 | 0 | 67.32 | - | - | 74 | -6.68 | 135 | 373 | V |
| 3 | *2.4835 | 50.38 | RMS | 32.4 | -33.7 | .52 | 49.60 | 54 | -4.40 | - | - | 135 | 373 | V |
| 4 | *2.483538 | 50.96 | RMS | 32.4 | -33.7 | .52 | 50.18 | 54 | -3.82 | - | - | 135 | 373 | V |
| 2 | *2.484911 | 69.13 | Pk | 32.4 | -33.7 | 0 | 67.83 | - | - | 74 | -6.17 | 135 | 373 | V |

* - indicates frequency in CFR47 Pt 15 / IC RSS-Restricted Band

Pk - Peak detector
RMS - RMS detection



UL LLC
47173 Benicia Street, Fremont, CA 94538; USA. TEL:(510) 319-4000 FAX:(510) 661-0888
*This report shall not be reproduced except in full, without the written approval of UL LLC.*

## 10.1.12. 802.11ax HE20 2TX MODE (HARMONICS AND SPURIOUS EMISSIONS)

**OFDMA: 26-Tones, RU Index 0**

### LOW CHANNEL, CH 1 RESULTS

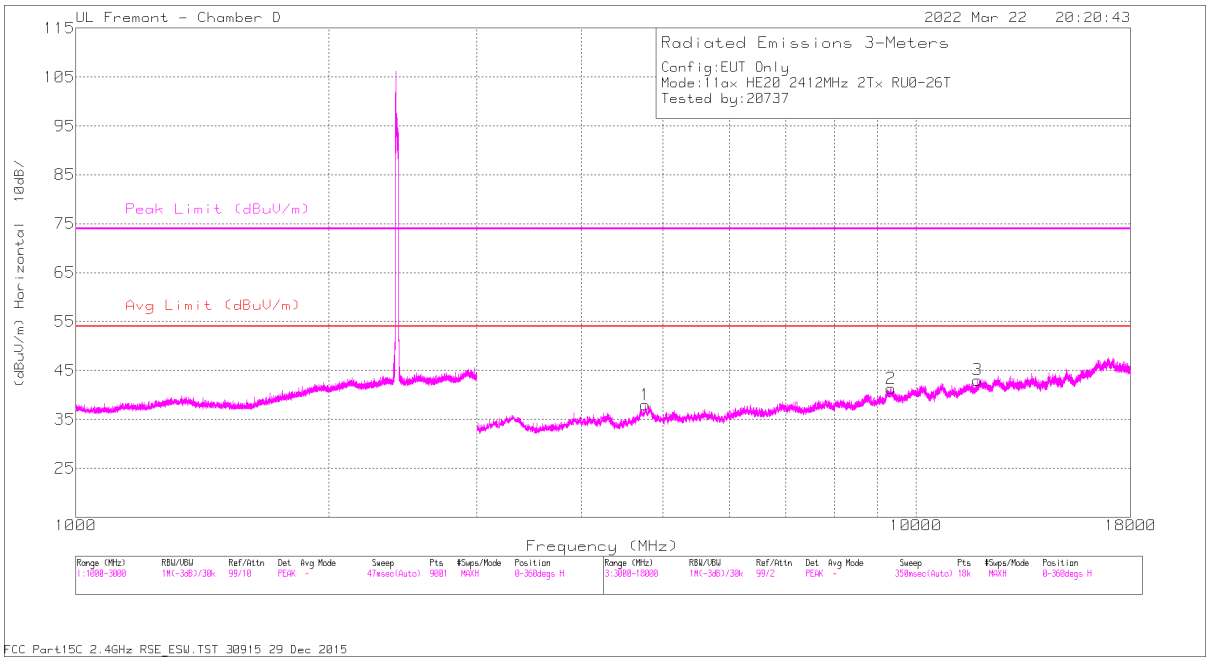


**HORIZONTAL**

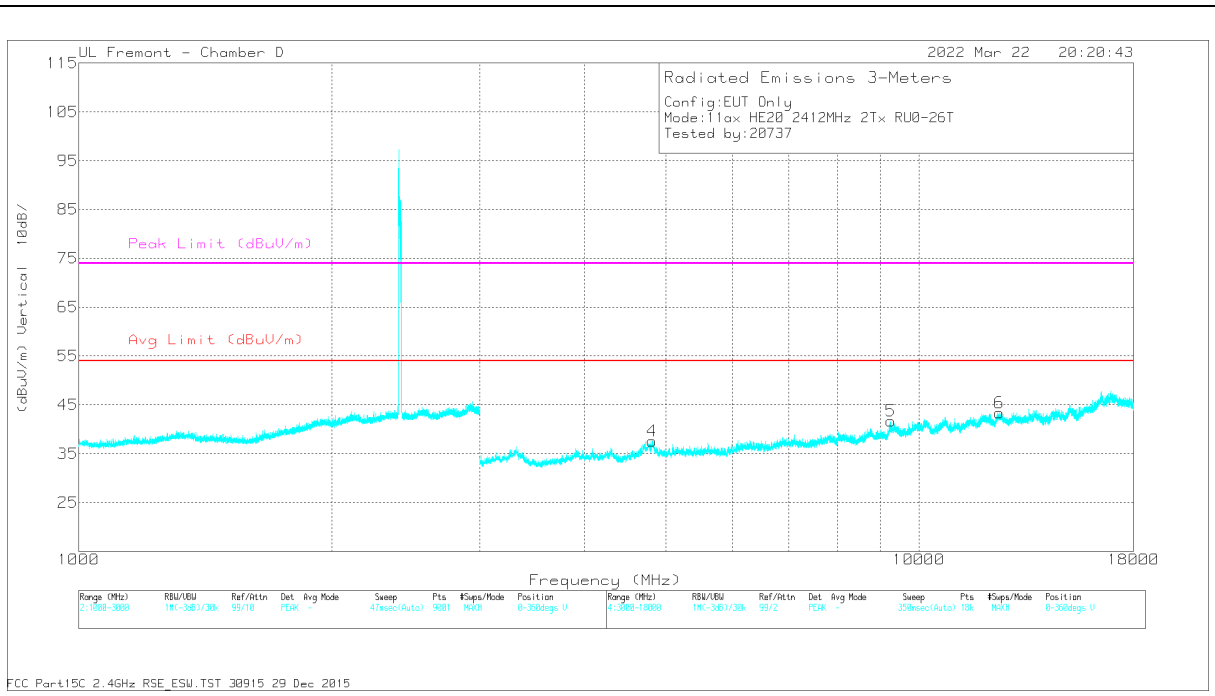


**VERTICAL**



UL LLC
47173 Benicia Street, Fremont, CA 94538; USA. TEL:(510) 319-4000 FAX:(510) 661-0888
*This report shall not be reproduced except in full, without the written approval of UL LLC.*

## RADIATED EMISSIONS

| Marker | Frequency (MHz) | Meter Reading (dBuV) | Det | 200786 ACF (dB/m) | Amp/Cbl/Fltr/Pad (dB) | Corrected Reading (dBuV/m) | Avg Limit (dBuV/m) | Margin (dB) | Peak Limit (dBuV/m) | PK Margin (dB) | Azimuth (Degs) | Height (cm) | Polarity |
|---|---|---|---|---|---|---|---|---|---|---|---|---|---|
| 1 | * 4765.518 | 38.29 | PK2 | 34.2 | -25.5 | 46.99 | - | - | 74 | -27.01 | 272 | 120 | H |
| | * 4764.395 | 26.63 | MAv1 | 34.2 | -25.5 | 35.33 | 54 | -18.67 | - | - | 272 | 120 | H |
| 2 | * 9344.735 | 35.6 | PK2 | 36.5 | -21.3 | 50.8 | - | - | 74 | -23.2 | 141 | 287 | H |
| | * 9344.723 | 24.17 | MAv1 | 36.5 | -21.3 | 39.37 | 54 | -14.63 | - | - | 141 | 287 | H |
| 3 | * 11840.464 | 35.29 | PK2 | 38.6 | -21.5 | 52.39 | - | - | 74 | -21.61 | 84 | 101 | H |
| | * 11843.294 | 23.53 | MAv1 | 38.6 | -21.5 | 40.63 | 54 | -13.37 | - | - | 84 | 101 | H |
| 4 | * 4815.004 | 38.34 | PK2 | 34.3 | -25.4 | 47.24 | - | - | 74 | -26.76 | 127 | 135 | V |
| | * 4817.757 | 26.58 | MAv1 | 34.3 | -25.3 | 35.58 | 54 | -18.42 | - | - | 127 | 135 | V |
| 6 | * 12465.679 | 35.2 | PK2 | 39.1 | -21.6 | 52.7 | - | - | 74 | -21.3 | 178 | 200 | V |
| | * 12467.299 | 23.86 | MAv1 | 39.1 | -21.6 | 41.36 | 54 | -12.64 | - | - | 178 | 200 | V |
| 5 | 9261.346 | 23.6 | MAv1 | 36.4 | -21 | 39 | - | - | - | - | 168 | 101 | V |

* - indicates frequency in CFR47 Pt 15 / IC RSS-Restricted Band
PK2 - KDB558074 Method: Maximum Peak
MAv1 - KDB558074 Option 1 Maximum RMS Average



UL LLC
47173 Benicia Street, Fremont, CA 94538; USA. TEL:(510) 319-4000 FAX:(510) 661-0888
*This report shall not be reproduced except in full, without the written approval of UL LLC.*

## MID CHANNEL, CH 6 RESULTS

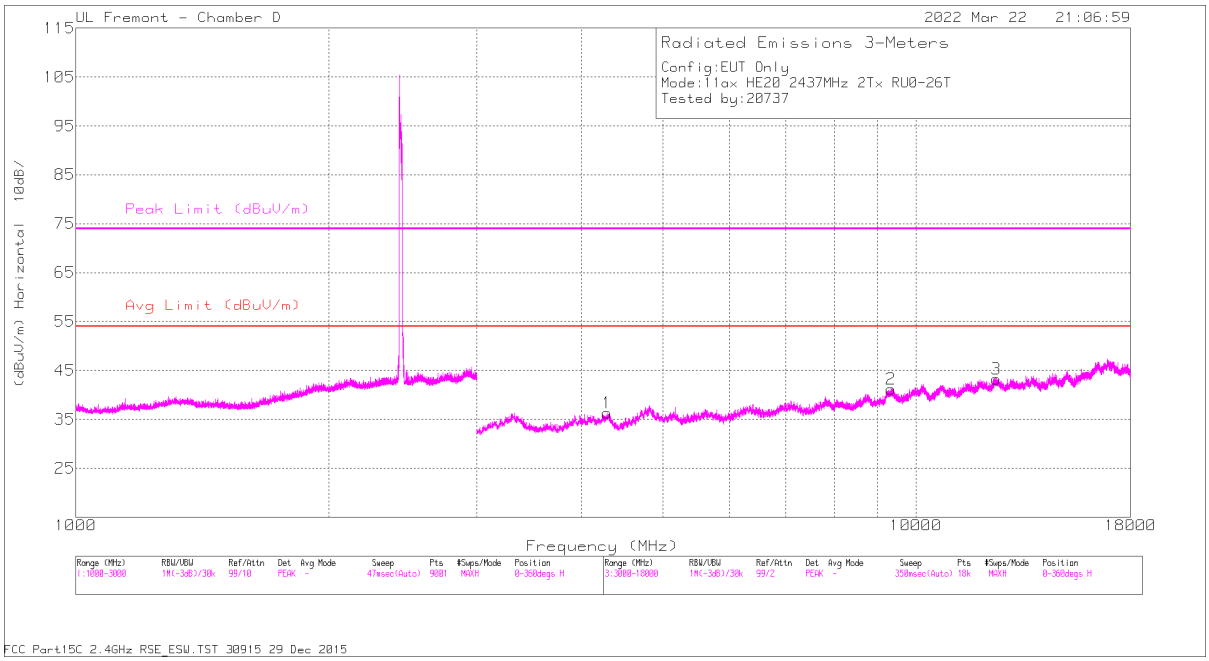


**HORIZONTAL**

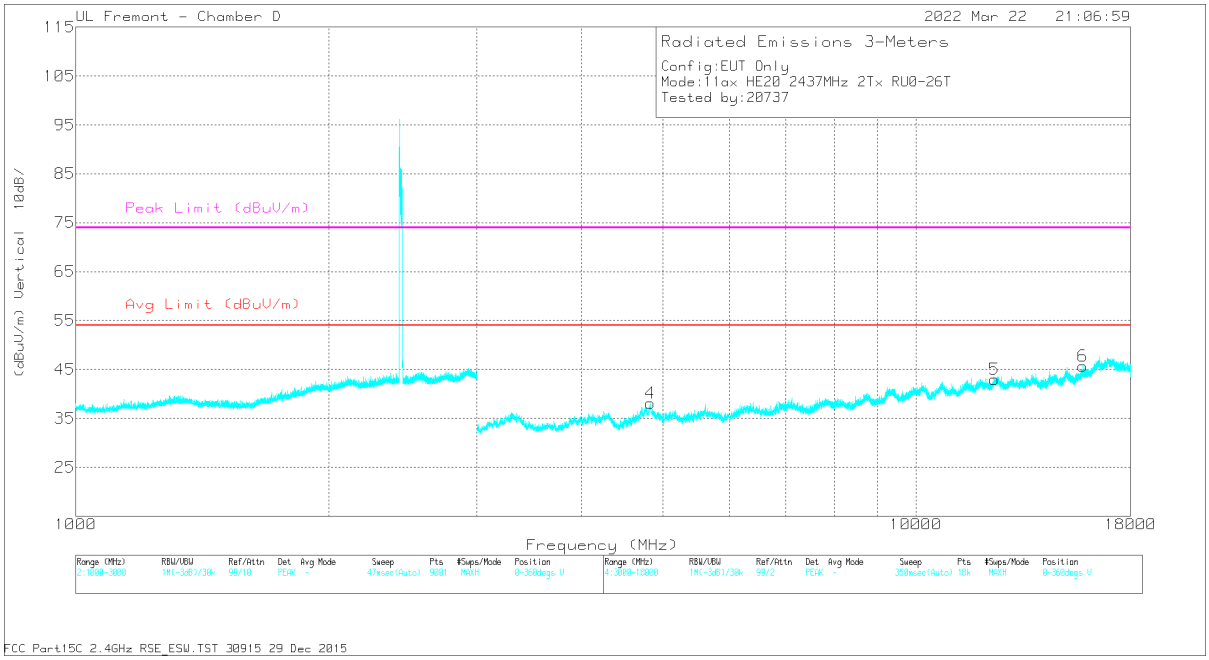


**VERTICAL**



UL LLC
47173 Benicia Street, Fremont, CA 94538; USA. TEL:(510) 319-4000 FAX:(510) 661-0888
*This report shall not be reproduced except in full, without the written approval of UL LLC.*

# RADIATED EMISSIONS

| Marker | Frequency (MHz) | Meter Reading (dBuV) | Det | 200786 ACF (dB/m) | Amp/Cbl/Fltr/Pad (dB) | Corrected Reading (dBuV/m) | Avg Limit (dBuV/m) | Margin (dB) | Peak Limit (dBuV/m) | PK Margin (dB) | Azimuth (Degs) | Height (cm) | Polarity |
|---|---|---|---|---|---|---|---|---|---|---|---|---|---|
| 1 | * 4288.94 | 39.08 | PK2 | 33.9 | -26.9 | 46.08 | - | - | 74 | -27.92 | 42 | 200 | H |
| | * 4289.397 | 27.38 | MAv1 | 33.9 | -26.9 | 34.38 | 54 | -19.62 | - | - | 42 | 200 | H |
| 2 | * 9337.207 | 35.66 | PK2 | 36.5 | -21.3 | 50.86 | - | - | 74 | -23.14 | 142 | 188 | H |
| | * 9339.14 | 24.31 | MAv1 | 36.5 | -21.3 | 39.51 | 54 | -14.49 | - | - | 142 | 188 | H |
| 3 | * 12471.84 | 35.46 | PK2 | 39.1 | -21.6 | 52.96 | - | - | 74 | -21.04 | 228 | 255 | H |
| | * 12473.32 | 24.09 | MAv1 | 39.1 | -21.6 | 41.59 | 54 | -12.41 | - | - | 228 | 255 | H |
| 4 | * 4833.431 | 38.56 | PK2 | 34.3 | -25.8 | 47.06 | - | - | 74 | -26.94 | 194 | 127 | V |
| | * 4831.107 | 27.26 | MAv1 | 34.3 | -25.7 | 35.86 | 54 | -18.14 | - | - | 194 | 127 | V |
| 5 | * 12398.675 | 34.84 | PK2 | 39.1 | -21.3 | 52.64 | - | - | 74 | -21.36 | 108 | 252 | V |
| | * 12399.399 | 23.38 | MAv1 | 39.1 | -21.3 | 41.18 | 54 | -12.82 | - | - | 108 | 252 | V |
| 6 | * 15801.685 | 35.4 | PK2 | 40.5 | -20.4 | 55.5 | - | - | 74 | -18.5 | 307 | 193 | V |
| | * 15799.098 | 23.24 | MAv1 | 40.5 | -20.4 | 43.34 | 54 | -10.66 | - | - | 307 | 193 | V |

* - indicates frequency in CFR47 Pt 15 / IC RSS-Restricted Band
PK2 - KDB558074 Method: Maximum Peak
MAv1 - KDB558074 Option 1 Maximum RMS Average



UL LLC
47173 Benicia Street, Fremont, CA 94538; USA. TEL:(510) 319-4000 FAX:(510) 661-0888
*This report shall not be reproduced except in full, without the written approval of UL LLC.*

## HIGH CHANNEL, CH 13 RESULTS

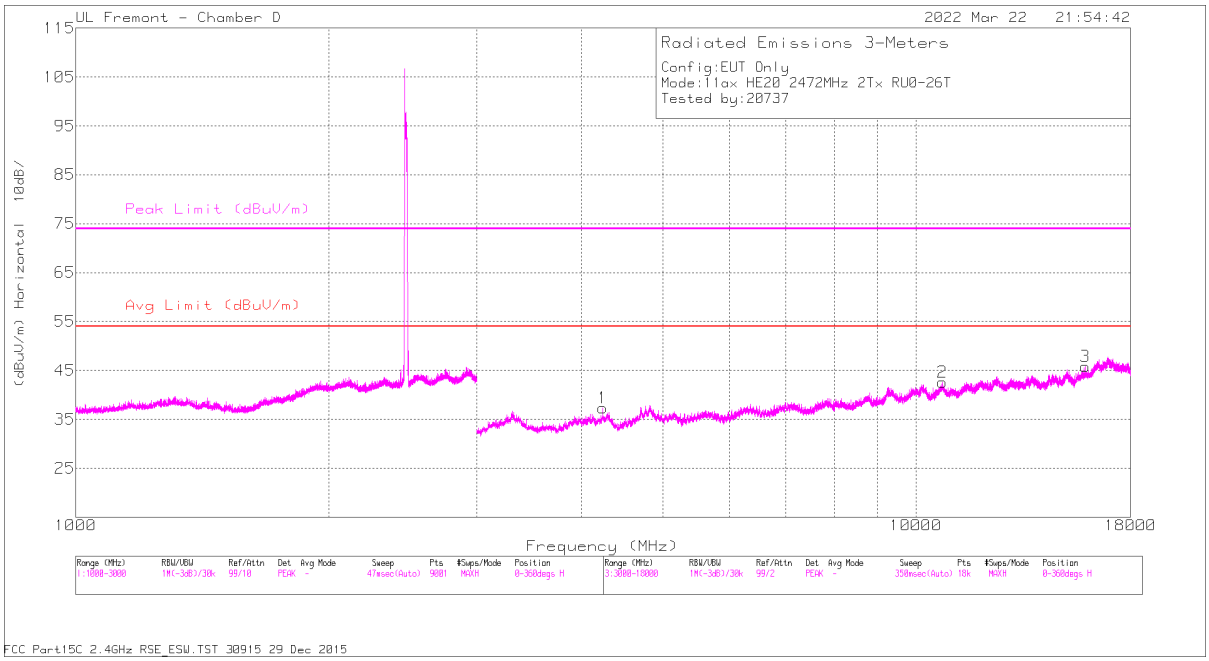


**HORIZONTAL**

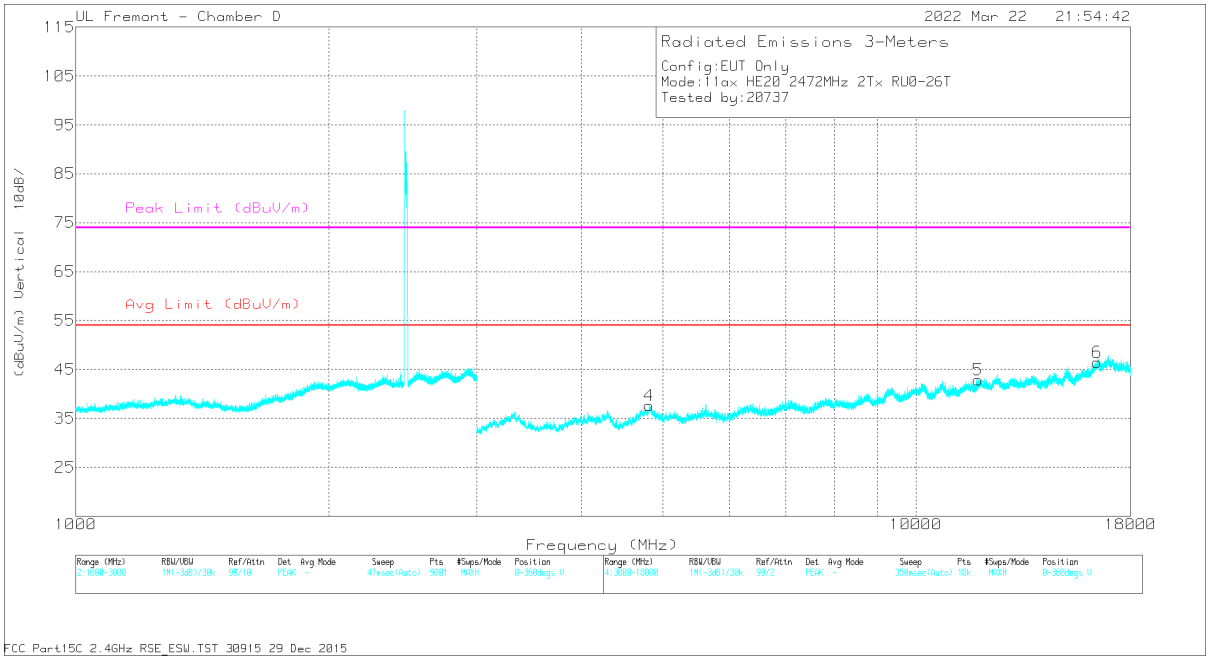


**VERTICAL**



UL LLC
47173 Benicia Street, Fremont, CA 94538; USA. TEL:(510) 319-4000 FAX:(510) 661-0888
*This report shall not be reproduced except in full, without the written approval of UL LLC.*

# RADIATED EMISSIONS

| Marker | Frequency (MHz) | Meter Reading (dBuV) | Det | 200786 ACF (dB/m) | Amp/Cbl/Fltr/Pad (dB) | Corrected Reading (dBuV/m) | Avg Limit (dBuV/m) | Margin (dB) | Peak Limit (dBuV/m) | PK Margin (dB) | Azimuth (Degs) | Height (cm) | Polarity |
|---|---|---|---|---|---|---|---|---|---|---|---|---|---|
| 1 | * 4241.966 | 38.94 | PK2 | 33.8 | -26.8 | 45.94 | - | - | 74 | -28.06 | 83 | 129 | H |
| | * 4239.28 | 27.31 | MAv1 | 33.8 | -26.9 | 34.21 | 54 | -19.79 | - | - | 83 | 129 | H |
| 2 | * 10753.719 | 35.05 | PK2 | 37.7 | -20.4 | 52.35 | - | - | 74 | -21.65 | 151 | 169 | H |
| | * 10754.279 | 23.38 | MAv1 | 37.7 | -20.4 | 40.68 | 54 | -13.32 | - | - | 151 | 169 | H |
| 3 | * 15904.205 | 35.04 | PK2 | 40.7 | -21.3 | 54.44 | - | - | 74 | -19.56 | 182 | 199 | H |
| | * 15901.548 | 23.41 | MAv1 | 40.7 | -21.3 | 42.81 | 54 | -11.19 | - | - | 182 | 199 | H |
| 4 | * 4815.43 | 38.46 | PK2 | 34.3 | -25.4 | 47.36 | - | - | 74 | -26.64 | 261 | 257 | V |
| | * 4817.868 | 26.88 | MAv1 | 34.3 | -25.3 | 35.88 | 54 | -18.12 | - | - | 261 | 257 | V |
| 5 | * 11851.427 | 34.76 | PK2 | 38.6 | -21.4 | 51.96 | - | - | 74 | -22.04 | 196 | 173 | V |
| | * 11852.3 | 22.88 | MAv1 | 38.6 | -21.4 | 40.08 | 54 | -13.92 | - | - | 196 | 173 | V |
| 6 | 16437.346 | 34.09 | PK2 | 41.5 | -19.6 | 55.99 | - | - | - | - | 24 | 101 | V |

* - indicates frequency in CFR47 Pt 15 / IC RSS-Restricted Band
PK2 - KDB558074 Method: Maximum Peak
MAv1 - KDB558074 Option 1 Maximum RMS Average



UL LLC
47173 Benicia Street, Fremont, CA 94538; USA. TEL:(510) 319-4000 FAX:(510) 661-0888
*This report shall not be reproduced except in full, without the written approval of UL LLC.*

**OFDMA: SU**

## LOW CHANNEL, CH 1 RESULTS

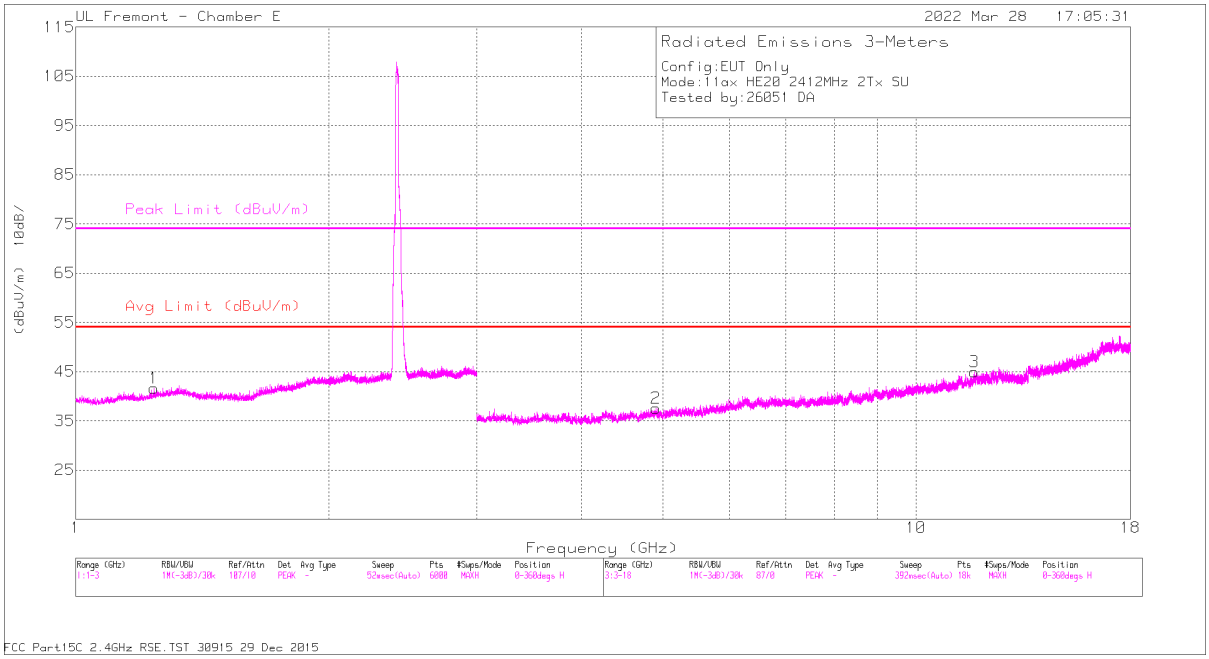


**HORIZONTAL**

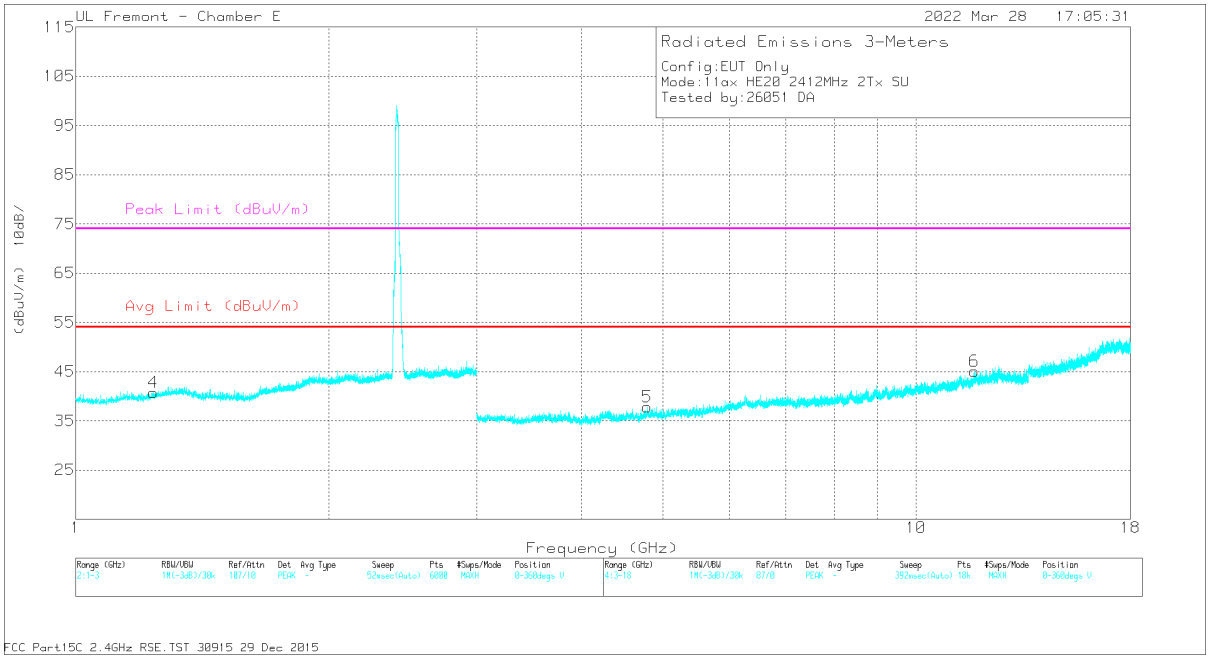


**VERTICAL**



UL LLC
47173 Benicia Street, Fremont, CA 94538; USA. TEL:(510) 319-4000 FAX:(510) 661-0888

*This report shall not be reproduced except in full, without the written approval of UL LLC.*

# RADIATED EMISSIONS

| Marker | Frequency (GHz) | Meter Reading (dBuV) | Det | 200897 ACF (dB/m) | Amp/Cbl/Fltr/Pad (dB) | Corrected Reading (dBuV/m) | Avg Limit (dBuV/m) | Margin (dB) | Peak Limit (dBuV/m) | PK Margin (dB) | Azimuth (Degs) | Height (cm) | Polarity |
|---|---|---|---|---|---|---|---|---|---|---|---|---|---|
| 1 | * 1.243685 | 45.49 | PK2 | 28.5 | -25.7 | 48.29 | - | - | 74 | -25.71 | 320 | 199 | H |
| | * 1.243862 | 33.33 | MAv1 | 28.5 | -25.7 | 36.13 | 54 | -17.87 | - | - | 320 | 199 | H |
| 4 | * 1.235646 | 45.98 | PK2 | 28.4 | -25.7 | 48.68 | - | - | 74 | -25.32 | 314 | 199 | V |
| | * 1.237811 | 33.35 | MAv1 | 28.5 | -25.7 | 36.15 | 54 | -17.85 | - | - | 314 | 199 | V |
| 2 | * 4.906 | 40.48 | PK2 | 34 | -29.7 | 44.78 | - | - | 74 | -29.22 | 283 | 184 | H |
| | * 4.905525 | 28.95 | MAv1 | 34 | -29.7 | 33.25 | 54 | -20.75 | - | - | 283 | 184 | H |
| 3 | * 11.736856 | 34.88 | PK2 | 38.4 | -21.2 | 52.08 | - | - | 74 | -21.92 | 283 | 116 | H |
| | * 11.737986 | 22.6 | MAv1 | 38.4 | -21.3 | 39.7 | 54 | -14.3 | - | - | 283 | 116 | H |
| 5 | * 4.79294 | 41.34 | PK2 | 33.9 | -30.2 | 45.04 | - | - | 74 | -28.96 | 272 | 101 | V |
| | * 4.789971 | 29.82 | MAv1 | 33.9 | -30.2 | 33.52 | 54 | -20.48 | - | - | 272 | 101 | V |
| 6 | * 11.730363 | 35.24 | PK2 | 38.4 | -21.2 | 52.44 | - | - | 74 | -21.56 | 246 | 185 | V |
| | * 11.729581 | 22.56 | MAv1 | 38.4 | -21.2 | 39.76 | 54 | -14.24 | - | - | 246 | 185 | V |

* - indicates frequency in CFR47 Pt 15 / IC RSS-Restricted Band
PK2 - KDB558074 Method: Maximum Peak
MAv1 - KDB558074 Option 1 Maximum RMS Average



UL LLC
47173 Benicia Street, Fremont, CA 94538; USA. TEL:(510) 319-4000 FAX:(510) 661-0888
*This report shall not be reproduced except in full, without the written approval of UL LLC.*

## MID CHANNEL, CH 6 RESULTS

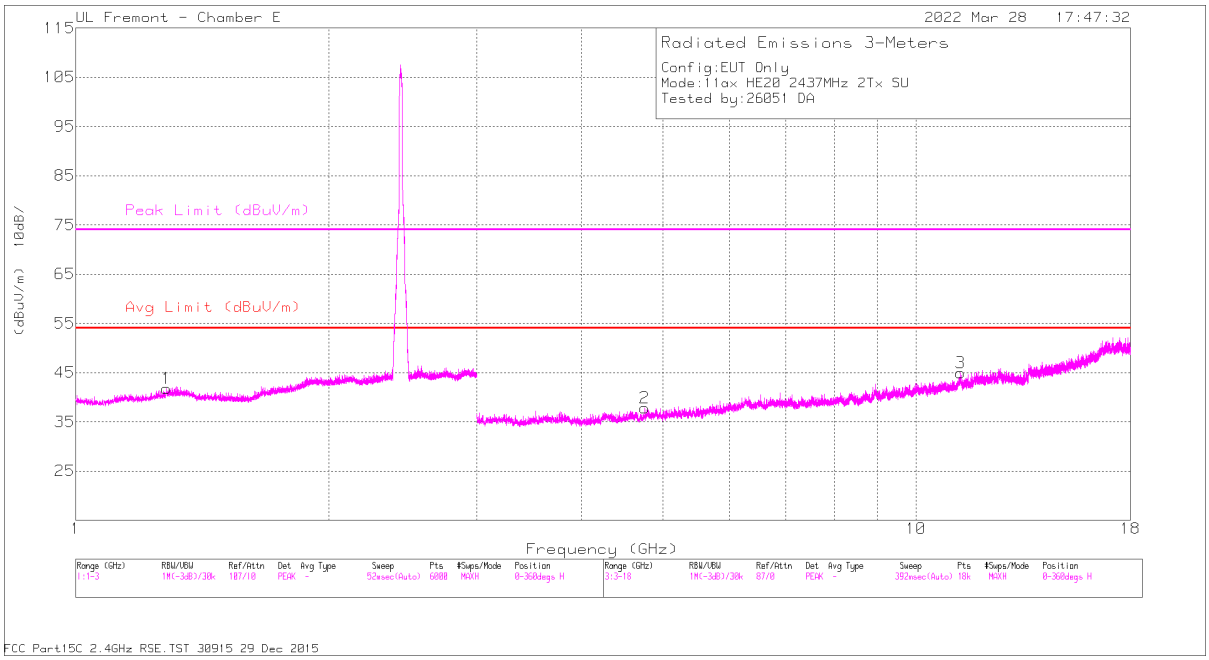


**HORIZONTAL**

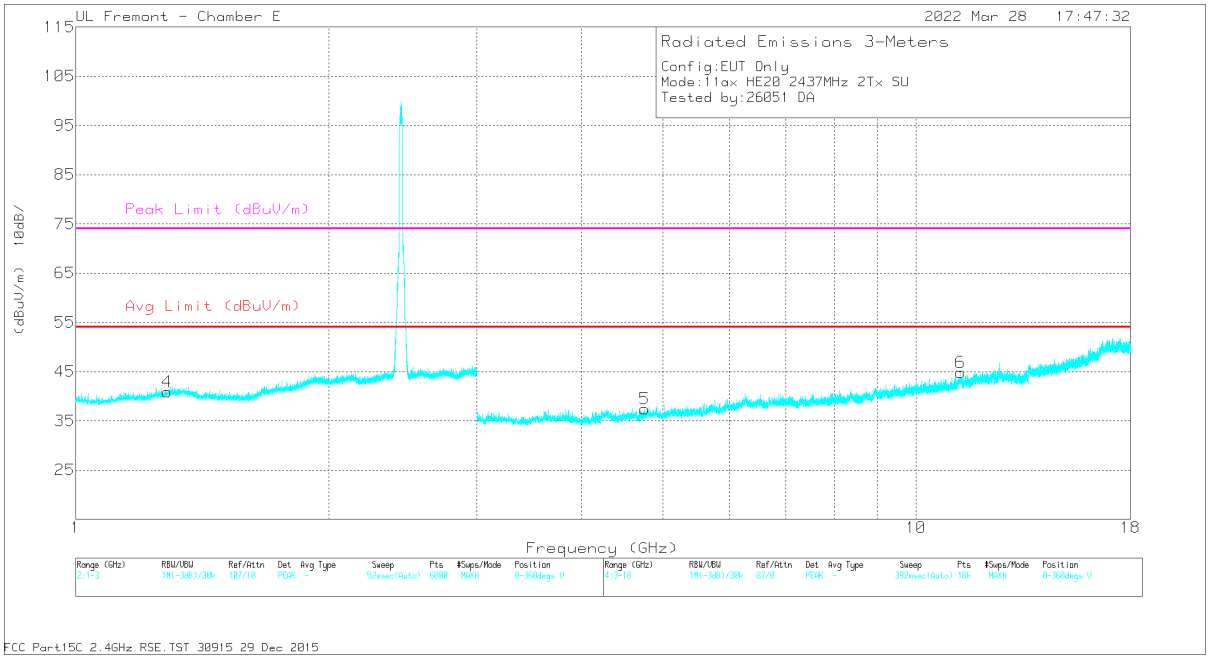


**VERTICAL**



UL LLC
47173 Benicia Street, Fremont, CA 94538; USA. TEL:(510) 319-4000 FAX:(510) 661-0888

*This report shall not be reproduced except in full, without the written approval of UL LLC.*

# RADIATED EMISSIONS

| Marker | Frequency (GHz) | Meter Reading (dBuV) | Det | 200897 ACF (dB/m) | Amp/Cbl/Fltr/Pad (dB) | Corrected Reading (dBuV/m) | Avg Limit (dBuV/m) | Margin (dB) | Peak Limit (dBuV/m) | PK Margin (dB) | Azimuth (Degs) | Height (cm) | Polarity |
|---|---|---|---|---|---|---|---|---|---|---|---|---|---|
| 1 | * 1.28237 | 45.36 | PK2 | 28.9 | -25.8 | 48.46 | - | - | 74 | -25.54 | 287 | 191 | H |
| | * 1.283948 | 33.46 | MAv1 | 28.9 | -25.8 | 36.56 | 54 | -17.44 | - | - | 287 | 191 | H |
| 4 | * 1.285357 | 45.39 | PK2 | 28.9 | -25.8 | 48.49 | - | - | 74 | -25.51 | 287 | 101 | V |
| | * 1.287359 | 33.5 | MAv1 | 29 | -25.8 | 36.7 | 54 | -17.3 | - | - | 287 | 101 | V |
| 2 | * 4.753374 | 41.4 | PK2 | 33.8 | -30.7 | 44.5 | - | - | 74 | -29.5 | 260 | 113 | H |
| | * 4.75618 | 29.99 | MAv1 | 33.8 | -30.7 | 33.09 | 54 | -20.91 | - | - | 260 | 113 | H |
| 3 | * 11.2952 | 35.19 | PK2 | 37.9 | -21.4 | 51.69 | - | - | 74 | -22.31 | 260 | 186 | H |
| | * 11.295257 | 22.96 | MAv1 | 37.9 | -21.4 | 39.46 | 54 | -14.54 | - | - | 260 | 186 | H |
| 5 | * 4.750907 | 41.45 | PK2 | 33.8 | -30.7 | 44.55 | - | - | 74 | -29.45 | 189 | 129 | V |
| | * 4.751093 | 29.55 | MAv1 | 33.8 | -30.7 | 32.65 | 54 | -21.35 | - | - | 189 | 129 | V |
| 6 | * 11.294992 | 34.79 | PK2 | 37.9 | -21.4 | 51.29 | - | - | 74 | -22.71 | 189 | 150 | V |
| | * 11.295468 | 22.81 | MAv1 | 37.9 | -21.4 | 39.31 | 54 | -14.69 | - | - | 189 | 150 | V |

* - indicates frequency in CFR47 Pt 15 / IC RSS-Restricted Band
PK2 - KDB558074 Method: Maximum Peak
MAv1 - KDB558074 Option 1 Maximum RMS Average



UL LLC
47173 Benicia Street, Fremont, CA 94538; USA. TEL:(510) 319-4000 FAX:(510) 661-0888
*This report shall not be reproduced except in full, without the written approval of UL LLC.*

# HIGH CHANNEL, CH 13 RESULTS

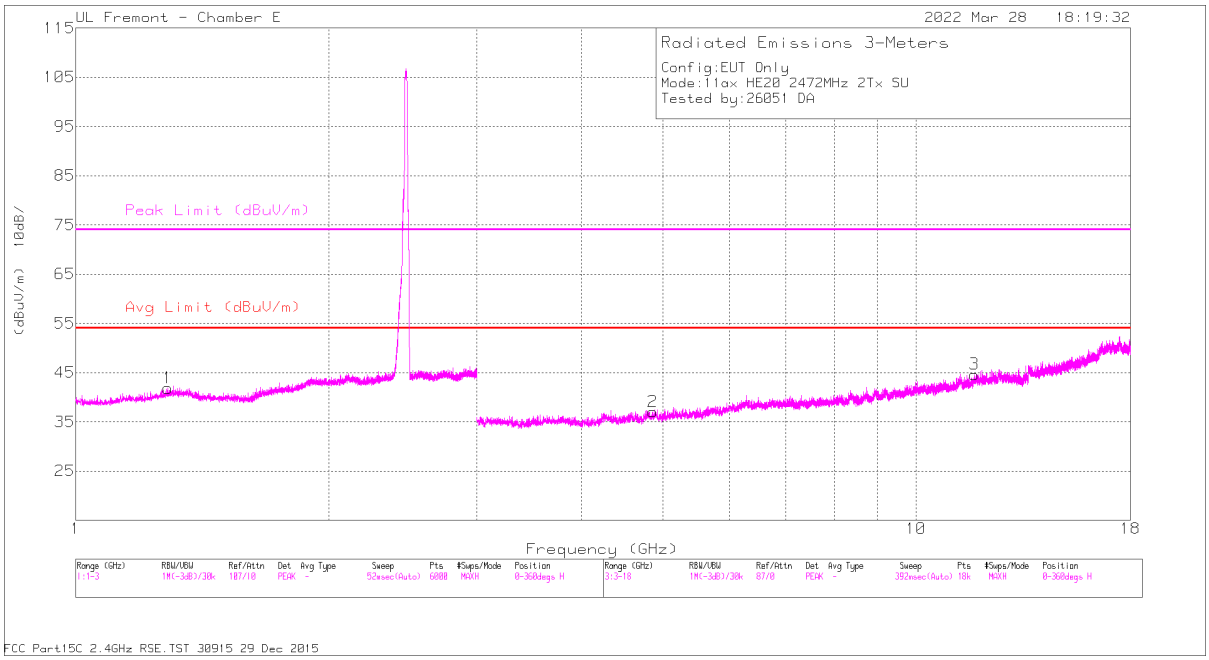


**HORIZONTAL**

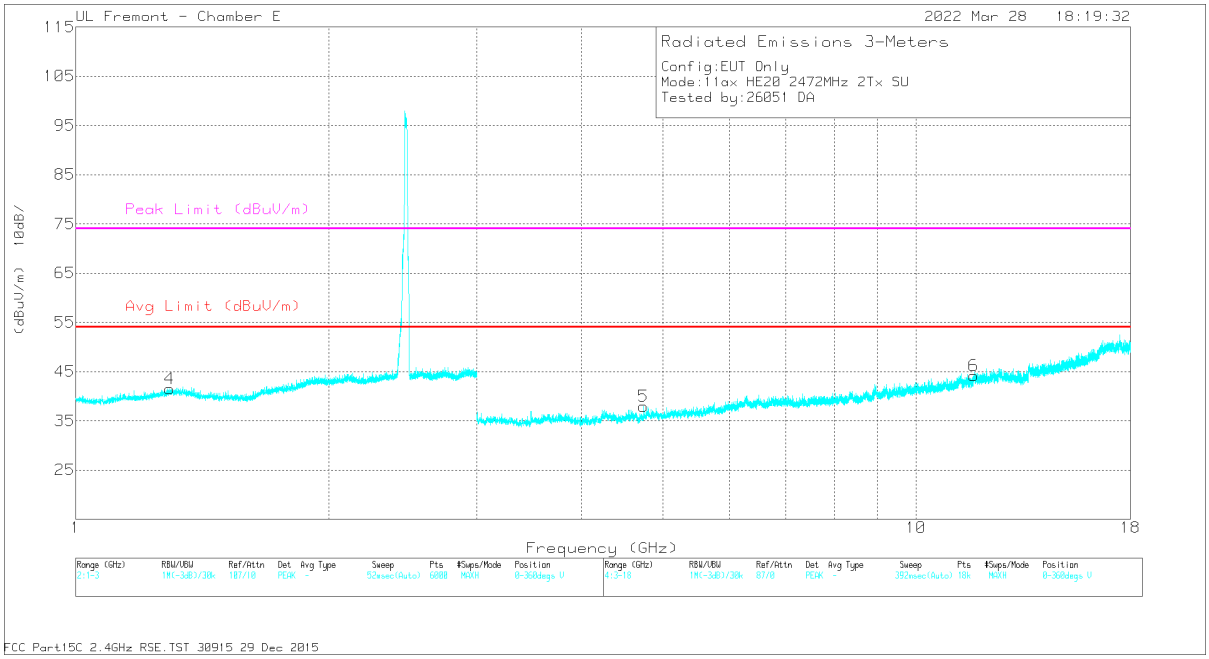


**VERTICAL**



UL LLC
47173 Benicia Street, Fremont, CA 94538; USA. TEL:(510) 319-4000 FAX:(510) 661-0888

*This report shall not be reproduced except in full, without the written approval of UL LLC.*

# RADIATED EMISSIONS

| Marker | Frequency (GHz) | Meter Reading (dBuV) | Det | 200897 ACF (dB/m) | Amp/Cbl/Fltr/Pad (dB) | Corrected Reading (dBuV/m) | Avg Limit (dBuV/m) | Margin (dB) | Peak Limit (dBuV/m) | PK Margin (dB) | Azimuth (Degs) | Height (cm) | Polarity |
|---|---|---|---|---|---|---|---|---|---|---|---|---|---|
| 1 | * 1.28817 | 45.45 | PK2 | 29 | -25.8 | 48.65 | - | - | 74 | -25.35 | 281 | 107 | H |
| | * 1.28802 | 33.46 | MAv1 | 29 | -25.8 | 36.66 | 54 | -17.34 | - | - | 281 | 107 | H |
| 4 | * 1.294029 | 45.48 | PK2 | 29.1 | -25.7 | 48.88 | - | - | 74 | -25.12 | 281 | 192 | V |
| | * 1.294046 | 33.4 | MAv1 | 29.1 | -25.7 | 36.8 | 54 | -17.2 | - | - | 281 | 192 | V |
| 2 | * 4.860804 | 40.02 | PK2 | 34 | -29.9 | 44.12 | - | - | 74 | -29.88 | 206 | 166 | H |
| | * 4.860952 | 28.68 | MAv1 | 34 | -29.9 | 32.78 | 54 | -21.22 | - | - | 206 | 166 | H |
| 3 | * 11.742368 | 34.62 | PK2 | 38.4 | -21.3 | 51.72 | - | - | 74 | -22.28 | 215 | 118 | H |
| | * 11.741383 | 22.68 | MAv1 | 38.4 | -21.3 | 39.78 | 54 | -14.22 | - | - | 215 | 118 | H |
| 5 | * 4.737606 | 41.21 | PK2 | 33.8 | -30.7 | 44.31 | - | - | 74 | -29.69 | 194 | 114 | V |
| | * 4.735824 | 30.05 | MAv1 | 33.8 | -30.7 | 33.15 | 54 | -20.85 | - | - | 194 | 114 | V |
| 6 | * 11.708725 | 34.63 | PK2 | 38.4 | -21.7 | 51.33 | - | - | 74 | -22.67 | 164 | 101 | V |
| | * 11.710228 | 22.89 | MAv1 | 38.4 | -21.6 | 39.69 | 54 | -14.31 | - | - | 164 | 101 | V |

* - indicates frequency in CFR47 Pt 15 / IC RSS-Restricted Band
PK2 - KDB558074 Method: Maximum Peak
MAv1 - KDB558074 Option 1 Maximum RMS Average



UL LLC
47173 Benicia Street, Fremont, CA 94538; USA. TEL:(510) 319-4000 FAX:(510) 661-0888
*This report shall not be reproduced except in full, without the written approval of UL LLC.*

## 10.2. WORST CASE BELOW 1 GHz

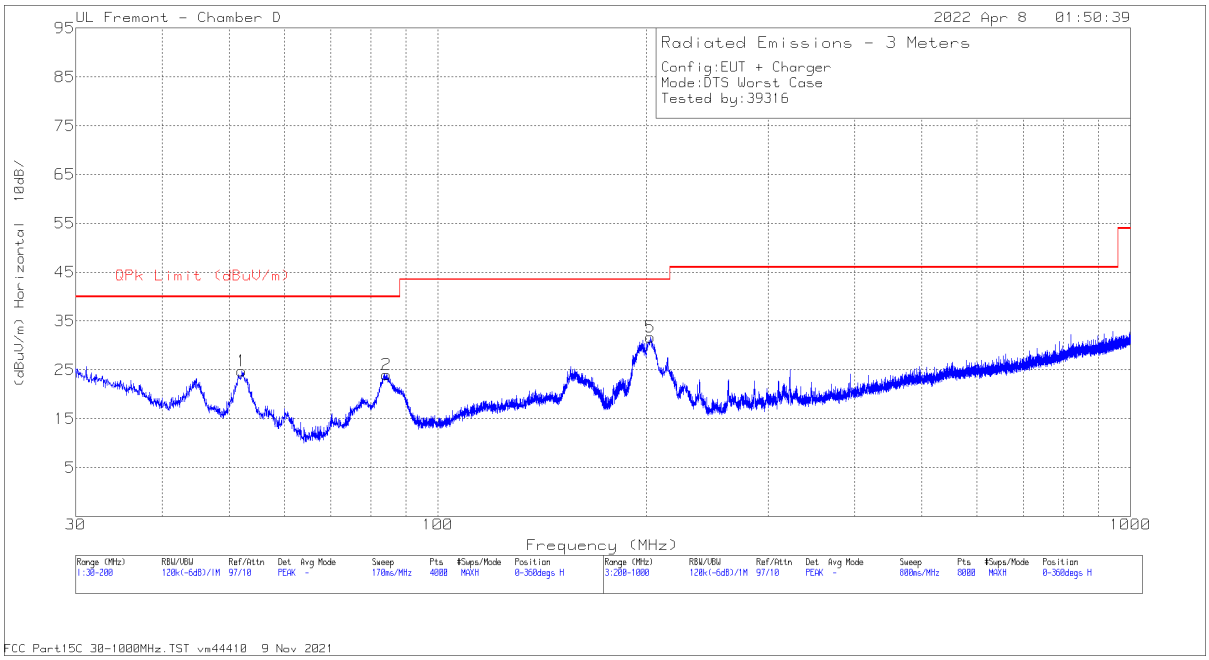


**HORIZONTAL**

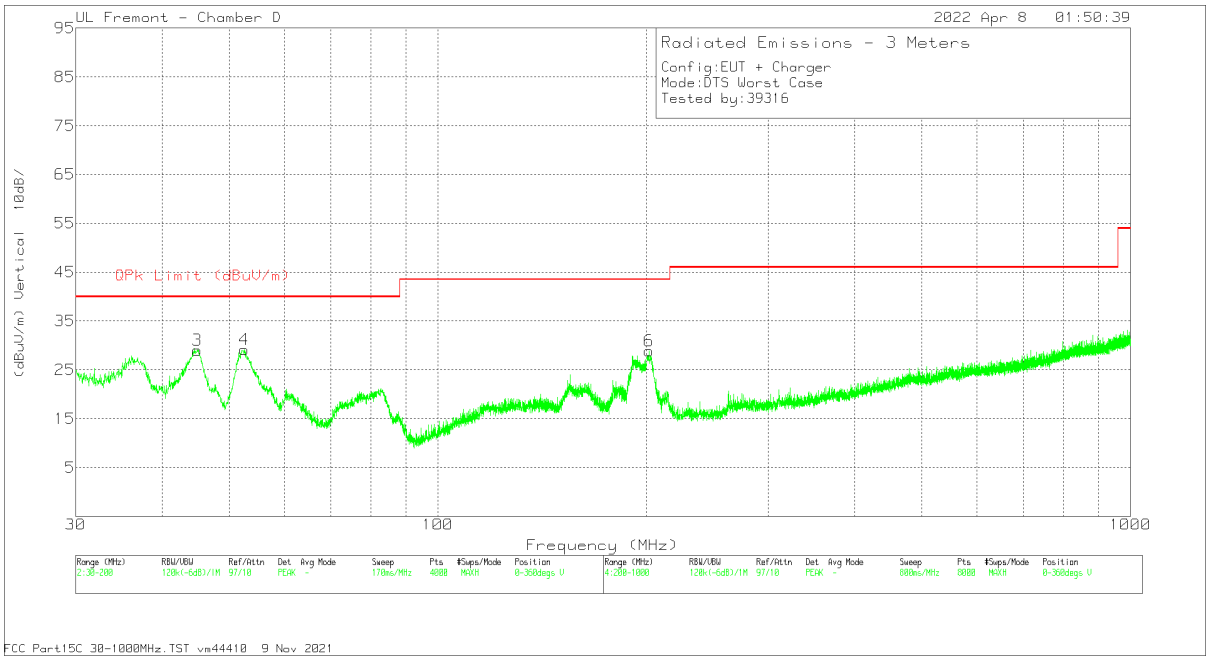


**VERTICAL**



UL LLC
47173 Benicia Street, Fremont, CA 94538; USA. TEL:(510) 319-4000 FAX:(510) 661-0888
*This report shall not be reproduced except in full, without the written approval of UL LLC.*

## Below 1GHz DATA

| Marker | Frequency (MHz) | Meter Reading (dBuV) | Det | AF 80293 (dB/m) | Amp/Cbl (dB) | Corrected Reading (dBuV/m) | QPk Limit (dBuV/m) | Margin (dB) | Azimuth (Degs) | Height (cm) | Polarity |
|---|---|---|---|---|---|---|---|---|---|---|---|
| 3 | 44.9639 | 43.56 | Pk | 17 | -31.5 | 29.06 | 40 | -10.94 | 0-360 | 100 | V |
| 1 | 52.1482 | 42.32 | Pk | 13.9 | -31.4 | 24.82 | 40 | -15.18 | 0-360 | 399 | H |
| 4 | 52.5308 | 46.74 | Pk | 13.8 | -31.4 | 29.14 | 40 | -10.86 | 0-360 | 100 | V |
| 2 | 84.244 | 41.53 | Pk | 13.6 | -31.1 | 24.03 | 40 | -15.97 | 0-360 | 299 | H |
| 6 | 201.7 | 39.97 | Pk | 19.1 | -30.2 | 28.87 | 43.52 | -14.65 | 0-360 | 99 | V |
| 5 | 202.6 | 42.79 | Pk | 19 | -30.1 | 31.69 | 43.52 | -11.83 | 0-360 | 99 | H |

Pk - Peak detector



UL LLC
47173 Benicia Street, Fremont, CA 94538; USA. TEL:(510) 319-4000 FAX:(510) 661-0888
*This report shall not be reproduced except in full, without the written approval of UL LLC.*

## 10.3. WORST CASE 18-26 GHz

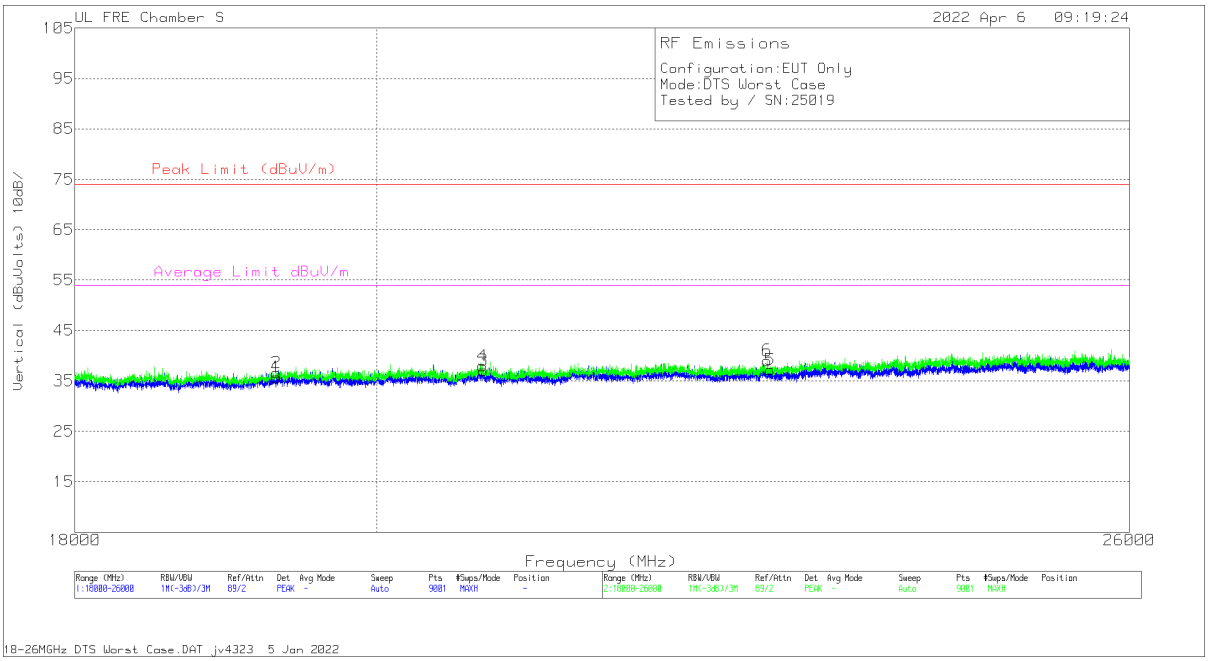


**HORIZONTAL & VERTICAL**

### 18 – 26GHz DATA

| Marker | Frequency (MHz) | Meter Reading (dBuV) | Det | AF 81139 (dB/m) | Amp/Cbl (dB) | Dist Corr (dB) | Corrected Reading (dBuVolts) | Peak Limit (dBuV/m) | PK Margin (dB) | Average Limit dBuV/m | Margin (dB) |
|---|---|---|---|---|---|---|---|---|---|---|---|
| 4 | 19311.111 | 69.52 | Pk | 33.5 | -56.9 | -9.5 | 36.62 | 74 | -37.38 | 54 | -14.96 |
| 5 | 20750.223 | 70.48 | Pk | 33.8 | -56.8 | -9.5 | 37.98 | 74 | -36.02 | 54 | -17.38 |
| 6 | 22913.778 | 72.14 | Pk | 34 | -57.6 | -9.5 | 39.04 | 74 | -34.96 | 54 | -16.02 |
| 1 | 19312.889 | 68.68 | Pk | 33.5 | -57 | -9.5 | 35.68 | 74 | -38.32 | 54 | -18.32 |
| 3 | 20754.667 | 69.53 | Pk | 33.8 | -56.7 | -9.5 | 37.13 | 74 | -36.87 | 54 | -16.87 |
| 5 | 22938.667 | 70.26 | Pk | 34 | -57.5 | -9.5 | 37.26 | 74 | -36.74 | 54 | -16.74 |

Pk - Peak detector

**Note:** this test was done at 1m distance.



UL LLC
47173 Benicia Street, Fremont, CA 94538; USA. TEL:(510) 319-4000 FAX:(510) 661-0888
*This report shall not be reproduced except in full, without the written approval of UL LLC.*

# 11. AC POWER LINE CONDUCTED EMISSIONS

**LIMITS**

FCC §15.207 (a)

RSS-Gen 8.8

| Frequency of Emission (MHz) | Conducted Limit (dBµV) | |
|---|---|---|
| | Quasi-peak | Average |
| 0.15-0.5 | 66 to 56 * | 56 to 46 * |
| 0.5-5 | 56 | 46 |
| 5-30 | 60 | 50 |

*Decreases with the logarithm of the frequency.

**TEST PROCEDURE**

The EUT is placed on a non-conducting table 40 cm from the vertical ground plane and 80 cm above the horizontal ground plane. The EUT is configured in accordance with ANSI C63.10.

The receiver is set to a resolution bandwidth of 9 kHz. Peak detection is used unless otherwise noted as quasi-peak or average.

Line conducted data is recorded for both NEUTRAL and HOT lines.

**RESULTS**



UL LLC
47173 Benicia Street, Fremont, CA 94538; USA. TEL:(510) 319-4000 FAX:(510) 661-0888
*This report shall not be reproduced except in full, without the written approval of UL LLC.*

# 11.1. AC POWER LINE WITH CHARGER

## LINE 1 RESULTS

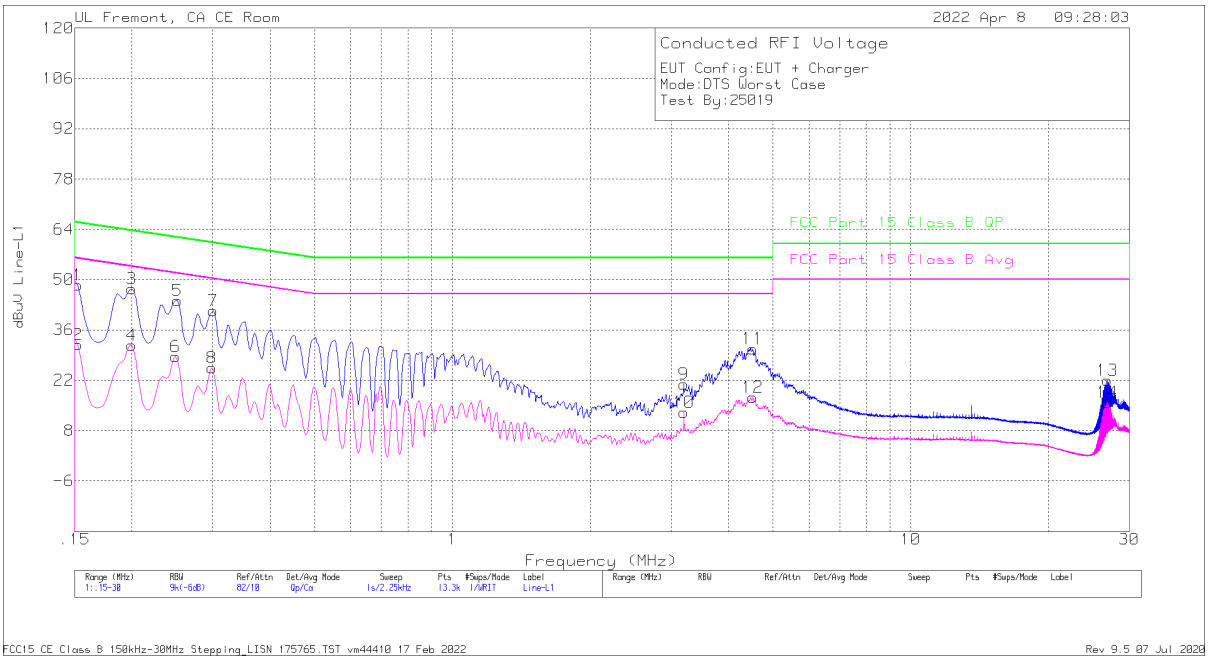


| Range 1: Line-L1 .15 - 30MHz | | | | | | | | | | | |
|---|---|---|---|---|---|---|---|---|---|---|---|
| Marker | Frequency (MHz) | Meter Reading (dBuV) | Det | 175765 LISN L1 (dB) | C1&C3 cable (dB) | TekBox Limiter TBFL1 Model 207 (dB) | Corrected Reading (dBuV) | FCC Part 15 Class B QP (dBuV) | QP Margin (dB) | FCC Part 15 Class B Avg (dBuV) | Av(CISPR)Margin (dB) |
| 2 | .15225 | 22.41 | Ca | .1 | 0 | 9.4 | 31.91 | - | - | 55.88 | -23.97 |
| 4 | .1995 | 22.33 | Ca | .1 | 0 | 9.3 | 31.73 | - | - | 53.63 | -21.9 |
| 6 | .249 | 19.28 | Ca | 0 | 0 | 9.3 | 28.58 | - | - | 51.79 | -23.21 |
| 8 | .2985 | 16.21 | Ca | 0 | 0 | 9.3 | 25.51 | - | - | 50.28 | -24.77 |
| 10 | 3.19875 | 3.74 | Ca | 0 | .1 | 9.3 | 13.14 | - | - | 46 | -32.86 |
| 12 | 4.52175 | 7.87 | Ca | 0 | .1 | 9.3 | 17.27 | - | - | 46 | -28.73 |
| 14 | 26.8845 | 5.96 | Ca | .2 | .3 | 9.4 | 15.86 | - | - | 50 | -34.14 |
| 1 | .15225 | 38.99 | Qp | .1 | 0 | 9.4 | 48.49 | 65.88 | -17.39 | - | - |
| 3 | .1995 | 38.07 | Qp | .1 | 0 | 9.3 | 47.47 | 63.63 | -16.16 | - | - |
| 5 | .25125 | 34.92 | Qp | 0 | 0 | 9.3 | 44.22 | 61.72 | -17.5 | - | - |
| 7 | .30075 | 32.07 | Qp | 0 | 0 | 9.3 | 41.37 | 60.22 | -18.85 | - | - |
| 9 | 3.19875 | 11.62 | Qp | 0 | .1 | 9.3 | 21.02 | 56 | -34.98 | - | - |
| 11 | 4.5195 | 21.4 | Qp | 0 | .1 | 9.3 | 30.8 | 56 | -25.2 | - | - |
| 13 | 26.8845 | 12.16 | Qp | .2 | .3 | 9.4 | 22.06 | 60 | -37.94 | - | - |

Qp - Quasi-Peak detector
Ca - CISPR average detection



UL LLC
47173 Benicia Street, Fremont, CA 94538; USA. TEL:(510) 319-4000 FAX:(510) 661-0888
*This report shall not be reproduced except in full, without the written approval of UL LLC.*

# LINE 2 RESULTS

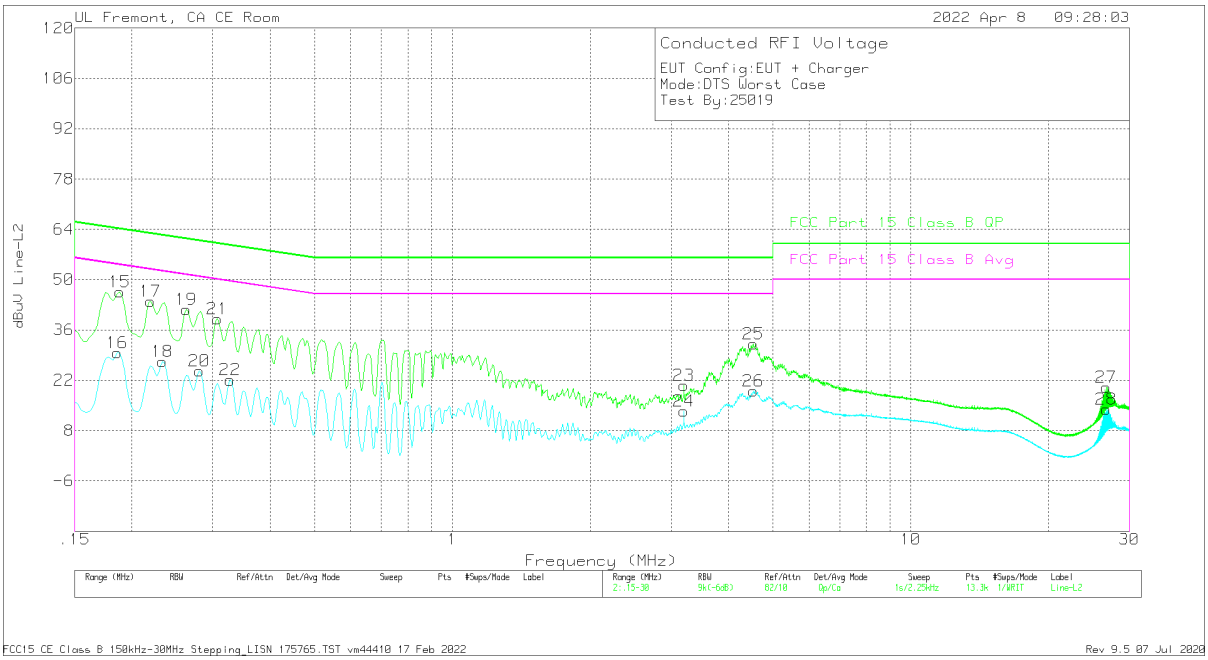


| Range 2: Line-L2 .15 - 30MHz | | | | | | | | | | | |
|---|---|---|---|---|---|---|---|---|---|---|---|
| Marker | Frequency (MHz) | Meter Reading (dBuV) | Det | 175765 LISN L2 (dB) | C2&C3 cable (dB) | TekBox Limiter TBFL1 Model 207 (dB) | Corrected Reading (dBuV) | FCC Part 15 Class B QP (dBuV) | QP Margin (dB) | FCC Part 15 Class B Avg (dBuV) | Av(CISPR)Margin (dB) |
| 16 | .186 | 20.23 | Ca | .1 | 0 | 9.4 | 29.73 | - | - | 54.21 | -24.48 |
| 18 | .23325 | 17.87 | Ca | 0 | 0 | 9.3 | 27.17 | - | - | 52.33 | -25.16 |
| 20 | .2805 | 15.3 | Ca | 0 | 0 | 9.3 | 24.6 | - | - | 50.8 | -26.2 |
| 22 | .32775 | 12.78 | Ca | 0 | 0 | 9.3 | 22.08 | - | - | 49.51 | -27.43 |
| 24 | 3.19875 | 4.11 | Ca | 0 | .1 | 9.3 | 13.51 | - | - | 46 | -32.49 |
| 26 | 4.53525 | 9.58 | Ca | 0 | .1 | 9.3 | 18.98 | - | - | 46 | -27.02 |
| 28 | 26.6955 | 4.09 | Ca | .2 | .3 | 9.3 | 13.89 | - | - | 50 | -36.11 |
| 15 | .18825 | 37.02 | Qp | .1 | 0 | 9.4 | 46.52 | 64.11 | -17.59 | - | - |
| 17 | .21975 | 34.71 | Qp | 0 | 0 | 9.3 | 44.01 | 62.83 | -18.82 | - | - |
| 19 | .2625 | 32.45 | Qp | 0 | 0 | 9.3 | 41.75 | 61.35 | -19.6 | - | - |
| 21 | .3075 | 29.86 | Qp | 0 | 0 | 9.3 | 39.16 | 60.04 | -20.88 | - | - |
| 23 | 3.19875 | 11.25 | Qp | 0 | .1 | 9.3 | 20.65 | 56 | -35.35 | - | - |
| 25 | 4.533 | 22.64 | Qp | 0 | .1 | 9.3 | 32.04 | 56 | -23.96 | - | - |
| 27 | 26.6955 | 10.26 | Qp | .2 | .3 | 9.3 | 20.06 | 60 | -39.94 | - | - |

Qp - Quasi-Peak detector
Ca - CISPR average detection



UL LLC
47173 Benicia Street, Fremont, CA 94538; USA. TEL:(510) 319-4000 FAX:(510) 661-0888
*This report shall not be reproduced except in full, without the written approval of UL LLC.*

## 11.2. AC POWER LINE WITH LAPTOP

### LINE 1 RESULTS

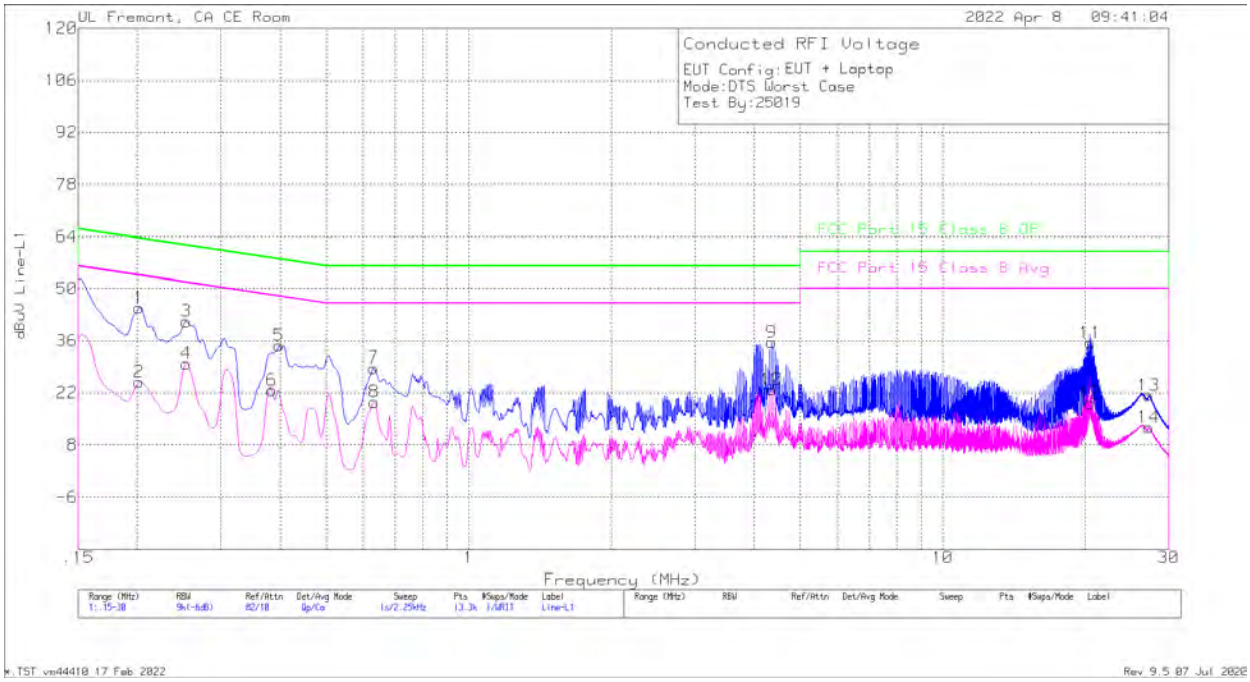


| Range 1: Line-L1 .15 - 30MHz | | | | | | | | | | | |
|---|---|---|---|---|---|---|---|---|---|---|---|
| Marker | Frequency (MHz) | Meter Reading (dBuV) | Det | 175765 LISN L1 (dB) | C1&C3 cable (dB) | TekBox Limiter TBFL1 Model 207 (dB) | Corrected Reading (dBuV) | FCC Part 15 Class B QP (dBuV) | QP Margin (dB) | FCC Part 15 Class B Avg (dBuV) | Av(CISPR)Margin (dB) |
| 1 | .20175 | 35.57 | Qp | 0 | 0 | 9.3 | 44.87 | 63.54 | -18.67 | - | - |
| 2 | .20175 | 15.65 | Ca | 0 | 0 | 9.3 | 24.95 | - | - | 53.54 | -28.59 |
| 3 | .2535 | 31.92 | Qp | 0 | 0 | 9.3 | 41.22 | 61.64 | -20.42 | - | - |
| 4 | .2535 | 20.61 | Ca | 0 | 0 | 9.3 | 29.91 | - | - | 51.64 | -21.73 |
| 5 | .3975 | 25.39 | Qp | 0 | 0 | 9.3 | 34.69 | 57.91 | -23.22 | - | - |
| 6 | .384 | 13.37 | Ca | 0 | 0 | 9.3 | 22.67 | - | - | 48.19 | -25.52 |
| 7 | .62925 | 19.3 | Qp | 0 | .1 | 9.3 | 28.7 | 56 | -27.3 | - | - |
| 8 | .6315 | 10.1 | Ca | 0 | .1 | 9.3 | 19.5 | - | - | 46 | -26.5 |
| 9 | 4.353 | 26.26 | Qp | 0 | .1 | 9.3 | 35.66 | 56 | -20.34 | - | - |
| 10 | 4.35525 | 13.44 | Ca | 0 | .1 | 9.3 | 22.84 | - | - | 46 | -23.16 |
| 11 | 20.499 | 25.55 | Qp | .2 | .3 | 9.3 | 35.35 | 60 | -24.65 | - | - |
| 12 | 20.499 | 9.32 | Ca | .2 | .3 | 9.3 | 19.12 | - | - | 50 | -30.88 |
| 13 | 27.18825 | 11.47 | Qp | .2 | .3 | 9.4 | 21.37 | 60 | -38.63 | - | - |
| 14 | 27.222 | 2.77 | Ca | .2 | .3 | 9.4 | 12.67 | - | - | 50 | -37.33 |

Qp - Quasi-Peak detector
Ca - CISPR average detection



UL LLC
47173 Benicia Street, Fremont, CA 94538; USA. TEL:(510) 319-4000 FAX:(510) 661-0888
*This report shall not be reproduced except in full, without the written approval of UL LLC.*

# LINE 2 RESULTS

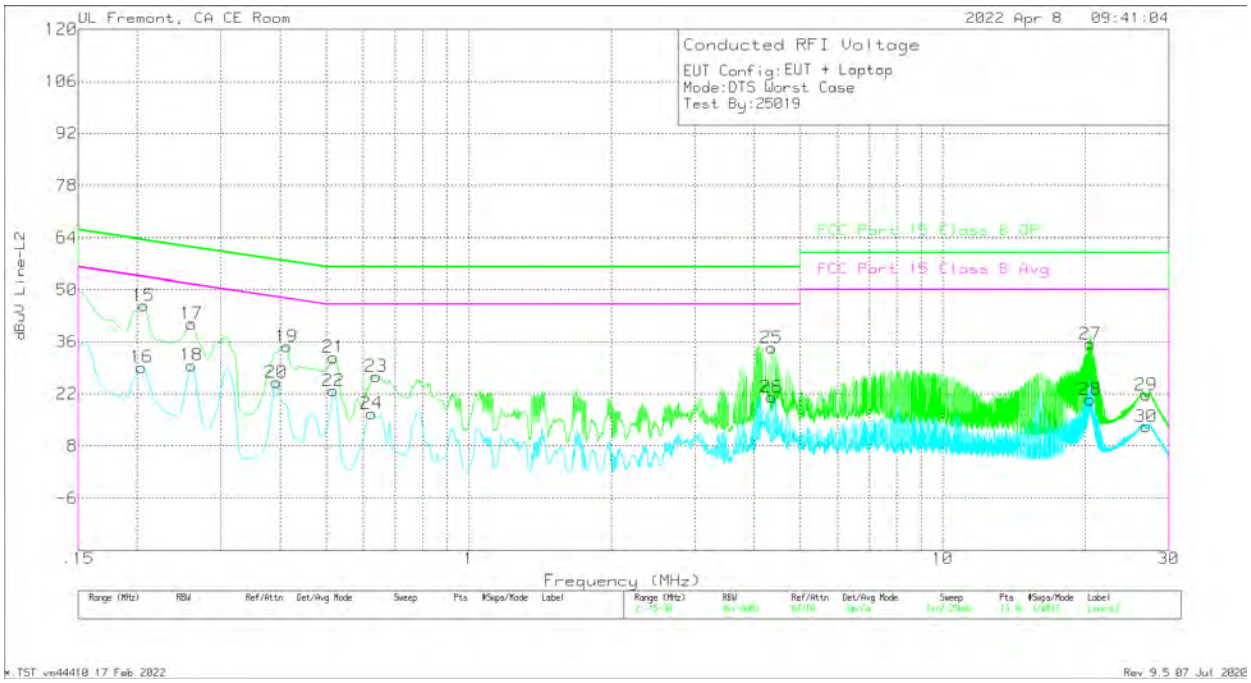


| Range 2: Line-L2 .15 - 30MHz | | | | | | | | | | | |
|---|---|---|---|---|---|---|---|---|---|---|---|
| Marker | Frequency (MHz) | Meter Reading (dBuV) | Det | 175765 LISN L2 (dB) | C2&C3 cable (dB) | TekBox Limiter TBFL1 Model 207 (dB) | Corrected Reading (dBuV) | FCC Part 15 Class B QP (dBuV) | QP Margin (dB) | FCC Part 15 Class B Avg (dBuV) | Av(CISPR)Margin (dB) |
| 15 | .20625 | 36.49 | Qp | 0 | 0 | 9.3 | 45.79 | 63.35 | -17.56 | - | - |
| 16 | .204 | 19.8 | Ca | 0 | 0 | 9.3 | 29.1 | - | - | 53.45 | -24.35 |
| 17 | .26025 | 31.5 | Qp | 0 | 0 | 9.3 | 40.8 | 61.42 | -20.62 | - | - |
| 18 | .26025 | 20.3 | Ca | 0 | 0 | 9.3 | 29.6 | - | - | 51.42 | -21.82 |
| 19 | .41325 | 25.46 | Qp | 0 | 0 | 9.3 | 34.76 | 57.58 | -22.82 | - | - |
| 20 | .393 | 15.88 | Ca | 0 | 0 | 9.3 | 25.18 | - | - | 48 | -22.82 |
| 21 | .519 | 22.54 | Qp | 0 | 0 | 9.3 | 31.84 | 56 | -24.16 | - | - |
| 22 | .519 | 13.63 | Ca | 0 | 0 | 9.3 | 22.93 | - | - | 46 | -23.07 |
| 23 | .63825 | 17.27 | Qp | 0 | .1 | 9.3 | 26.67 | 56 | -29.33 | - | - |
| 24 | .62475 | 7.43 | Ca | 0 | .1 | 9.3 | 16.83 | - | - | 46 | -29.17 |
| 25 | 4.353 | 24.95 | Qp | 0 | .1 | 9.3 | 34.35 | 56 | -21.65 | - | - |
| 26 | 4.353 | 11.68 | Ca | 0 | .1 | 9.3 | 21.08 | - | - | 46 | -24.92 |
| 27 | 20.499 | 25.69 | Qp | .1 | .3 | 9.3 | 35.39 | 60 | -24.61 | - | - |
| 28 | 20.481 | 10.67 | Ca | .1 | .3 | 9.3 | 20.37 | - | - | 50 | -29.63 |
| 29 | 26.84625 | 11.82 | Qp | .2 | .3 | 9.4 | 21.72 | 60 | -38.28 | - | - |
| 30 | 26.844 | 3.39 | Ca | .2 | .3 | 9.4 | 13.29 | - | - | 50 | -36.71 |

Qp - Quasi-Peak detector
Ca - CISPR average detection



UL LLC
47173 Benicia Street, Fremont, CA 94538; USA. TEL:(510) 319-4000 FAX:(510) 661-0888
*This report shall not be reproduced except in full, without the written approval of UL LLC.*

## 12. SETUP PHOTOS

Please refer to 14040868-EP1V1 for setup photos.

# END OF TEST REPORT



UL LLC
47173 Benicia Street, Fremont, CA 94538; USA. TEL:(510) 319-4000 FAX:(510) 661-0888
*This report shall not be reproduced except in full, without the written approval of UL LLC.*