TEST REPORT

Report Number: 14040868-E5V4 & E6V4

Applicant : APPLE, INC.
1 APPLE PARK WAY
CUPERTINO, CA 95014, U.S.A.

Model : A2632 (Parent Model, Full Test)
A2885, A2886, A2887, A2888 (Variant Models)

FCC ID : BCG-E8139A (Parent Model)
BCG-E8146A, BCG-E8147A, BCG-E8148A (Variant Models)

IC : 579C-E8139A (Parent Model)
579C-E8146A, 579C-E8147A, 579C-E8148A (Variant Models)

EUT Description : SMARTPHONE

Test Standard(s) : FCC 47 CFR PART 15 SUBPART E
ISED RSS-247 ISSUE 2
ISED RSS-GEN ISSUE 5 + A1 + A2

Date Of Issue:
August 10, 2022

Prepared by:
UL LLC
47173 Benicia Street
Fremont, CA 94538 U.S.A.
TEL: (510) 319-4000
FAX: (510) 661-0888

ACCREDITED
CERT #0751.05

REPORT REVISION HISTORY

Rev.		Issue Date		Revisions		Revised By
V1		7/25/2022		Initial Issue		Francisco Guarnero
V2		8/02/2022		Address TCB Questions		Francisco Guarnero
V3		8/4/2022		Address TCB Questions page 5, 170		Chin Pang
V4		8/10/2022		Address TCB's questions on page 241, 242, 244 & 245.		Chin Pang

UL VERIFICATION SERVICES
47173 Benicia Street, Fremont, CA 94538; USA TEL:(510) 319-4000 FAX:(510) 661-0888
This report shall not be reproduced except in full, without the written approval of UL VERIFICATION SERVICES

TABLE OF CONTENTS

1. RADIATED TEST RESULTS 4

1.1. TRANSMITTER ABOVE 1 GHz 6

1.1.1. TX ABOVE 1 GHz 802.11n HT20 MODE IN THE 5.2 GHz BAND 6
1.1.2. TX ABOVE 1 GHz 802.11n HT40 MODE IN THE 5.2 GHz BAND 18
1.1.3. TX ABOVE 1 GHz 802.11ac VHT80 MODE IN THE 5.2 GHz BAND 28
1.1.4. TX ABOVE 1 GHz 802.11ax HE20 MODE IN THE 5.2GHz BAND 36
1.1.5. TX ABOVE 1 GHz 802.11ax HE40 MODE IN THE 5.2GHz BAND 60
1.1.6. TX ABOVE 1 GHz 802.11ax HE80 MODE IN THE 5.2GHz BAND 80
1.1.7. TX ABOVE 1 GHz 802.11n HT20 MODE IN THE 5.3 GHz BAND 96
1.1.8. TX ABOVE 1 GHz 802.11n HT40 MODE IN THE 5.3 GHz BAND 108
1.1.9. TX ABOVE 1 GHz 802.11ac VHT80 MODE IN THE 5.3 GHz BAND 118
1.1.10. TX ABOVE 1 GHz 802.11ax HE20 MODE IN THE 5.3GHz BAND 126
1.1.11. TX ABOVE 1 GHz 802.11ax HE40 MODE IN THE 5.3GHz BAND 150
1.1.12. TX ABOVE 1 GHz 802.11ax HE80 MODE IN THE 5.3GHz BAND 170
1.1.13. TX ABOVE 1 GHz 802.11n HT20 MODE IN THE 5.6 GHz BAND 186
1.1.14. TX ABOVE 1 GHz 802.11n HT40 MODE IN THE 5.6 GHz BAND 206
1.1.15. TX ABOVE 1 GHz 802.11ac VHT80 MODE IN THE 5.6 GHz BAND 226
1.1.16. TX ABOVE 1 GHz 802.11ax HE20 MODE IN THE 5.6GHz BAND 238
1.1.17. TX ABOVE 1 GHz 802.11ax HE40 MODE IN THE 5.6GHz BAND 278
1.1.18. TX ABOVE 1 GHz 802.11ax HE80 MODE IN THE 5.6GHz BAND 318
1.1.19. TX ABOVE 1 GHz 802.11n HT20 MODE IN THE 5.8 GHz BAND 342
1.1.20. TX ABOVE 1 GHz 802.11n HT40 MODE IN THE 5.8 GHz BAND 360
1.1.21. TX ABOVE 1 GHz 802.11ac VHT80 MODE IN THE 5.8 GHz BAND 376
1.1.22. TX ABOVE 1 GHz 802.11ax HE20 MODE IN THE 5.8GHz BAND 390
1.1.23. TX ABOVE 1 GHz 802.11ax HE40 MODE IN THE 5.8GHz BAND 426
1.1.24. TX ABOVE 1 GHz 802.11ax HE80 MODE IN THE 5.8GHz BAND 458

1.2. WORST CASE BELOW 1 GHz 486

1.3. WORST CASE 18-26 GHz 488

1.4. WORST CASE 26-40 GHz 489

2. AC POWERLINE CONDUCTED EMISSIONS 490

2.1. AC POWER LINE WITH LAPTOP 491

2.2. AC POWER LINE WITH AC/DC ADAPTER 493

3. SETUP PHOTOS: 495

UL VERIFICATION SERVICES
47173 Benicia Street, Fremont, CA 94538; USA TEL:(510) 319-4000 FAX:(510) 661-0888

This report shall not be reproduced except in full, without the written approval of UL VERIFICATION SERVICES

1. RADIATED TEST RESULTS

LIMITS

FCC §15.205 and §15.209 -Restriced bands
FCC §15.407(b)(1-3) -Un-Restriced bands

RSS 247 Issue 2 Sections

6.2.1.2 (for 5150-5250 MHz band)
6.2.2.2 (for 5250-5350 MHz band)
6.2.3.2 (for 5470-5600 MHz and 5650-5725 MHz bands)
6.2.4.2 (for 5725-5850 MHz band)

Frequency Range (MHz)	Field Strength Limit (uV/m) at 3 m	Field Strength Limit (dBuV/m) at 3 m
30 - 88	100	40
88 - 216	150	43.5
216 - 960	200	46
Above 960	500	54

TEST PROCEDURE

The EUT is placed on a non-conducting table 80 cm above the ground plane for measurement below 1GHz and 1.5 meters above the ground plane for measurement above 1GHz. The antenna to EUT distance is 3 meters. The EUT is configured in accordance with ANSI C63.10. The EUT is set to transmit in a continuous mode.

For measurements below 1 GHz the resolution bandwidth is set to 100 kHz for peak detection measurements or 120 kHz for quasi-peak detection measurements in the 30-1000MHz range, 9kHz for peak and/or quasi-peak detection measurements in the 0.15-30MHz range and 200Hz for peak and/or quasi-peak detection measurements in the 9 to 150kHz range. Peak detection is used unless otherwise noted as quasi-peak or average (9-90kHz and 110-490kHz).

For pre-scans above 1 GHz the resolution bandwidth is set to 1 MHz; the video bandwidth is set to 30 KHz for peak measurements.

For final measurements above 1 GHz the resolution bandwidth is set to 1 MHz; the video bandwidth is set to 3 MHz for peak measurements and as applicable for average measurements.

The spectrum from 30 MHz to 1GHz and 18GHz to 40 GHz is investigated with the transmitter set to transmit at the channel with highest output power as worst-case scenario. 1GHz to 18GHz was set to the lowest, middle, and highest channels in the 5 GHz bands.

The frequency range of interest is monitored at a fixed antenna height and EUT azimuth. The EUT is rotated through 360 degrees to maximize emissions received. The antenna is scanned from 1 to 4 meters above the ground plane to further maximize the emission. Measurements are made with the antenna polarized in both the vertical and the horizontal positions.

UL VERIFICATION SERVICES
47173 Benicia Street, Fremont, CA 94538; USA TEL:(510) 319-4000 FAX:(510) 661-0888
This report shall not be reproduced except in full, without the written approval of UL VERIFICATION SERVICES

Note: The limits in CFR 47, Part 15, Subpart C, paragraph 15.209(a), are identical to those in RSS-Gen section 8.9, Table 6, since the measurements are performed in terms of magnetic field strength and converted to electric field strength levels (as report in the table) using free space impedance of 377 Ohms. For example, the measurement at frequency X kHz resulted in a level of Y dBuV/m, which is equivalent to Y-51.5 = Z dBuA/m, which has the same margin, W dB to the corresponding RSS-Gen Table 6 limit as it has to 15.209(a) limit.

KDB 414788 Open Field Site(OFS) and Chamber Correlation Justification

Base on FCC 15.31 (f) (2): measurements may be performed at a distance closer than that specified in the regulations; however, an attempt should be made to avoid making measurements in the near field.

OFS and chamber correlation testing had been performed and chamber measured test result is the worst-case test result.

RESULTS

UL VERIFICATION SERVICES
47173 Benicia Street, Fremont, CA 94538; USA TEL:(510) 319-4000 FAX:(510) 661-0888
This report shall not be reproduced except in full, without the written approval of UL VERIFICATION SERVICES

1.1. TRANSMITTER ABOVE 1 GHz

1.1.1. TX ABOVE 1 GHz 802.11n HT20 MODE IN THE 5.2 GHz BAND

1TX Antenna 6 MODE

BANDEDGE (LOW CHANNEL)

HORIZONTAL RESULT

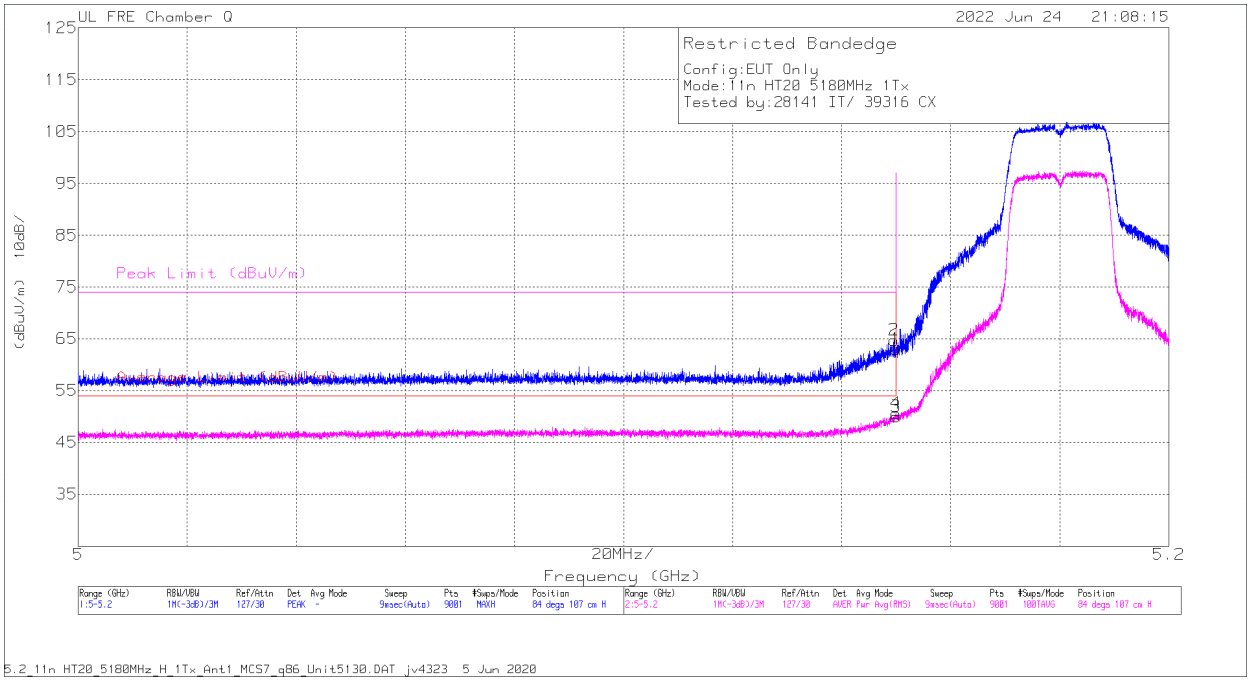

Marker	Frequency (GHz)	Meter Reading (dBuV)	Det	AF 200895 (dB/m)	Amp/Cbl/Fltr/Pad (dB)	DC Corr (dB)	Corrected Reading (dBuV/m)	Average Limit (dBuV/m)	Margin (dB)	Peak Limit (dBuV/m)	PK Margin (dB)	Azimuth (Degs)	Height (cm)	Polarity
1	5.15	60.1	Pk	34.3	-31.4	0	63	-	-	74	-11	84	107	H
2	5.149554	61.86	Pk	34.3	-31.4	0	64.76	-	-	74	-9.24	84	107	H
3	5.15	46.72	RMS	34.3	-31.4	0.62	49.99	54	-3.76	-	-	84	107	H
4	5.149932	47.32	RMS	34.3	-31.4	0.62	50.84	54	-3.16	-	-	84	107	H

Pk - Peak detector
RMS - RMS detection

UL VERIFICATION SERVICES
47173 Benicia Street, Fremont, CA 94538; USA TEL:(510) 319-4000 FAX:(510) 661-0888
This report shall not be reproduced except in full, without the written approval of UL VERIFICATION SERVICES

VERTICAL RESULT

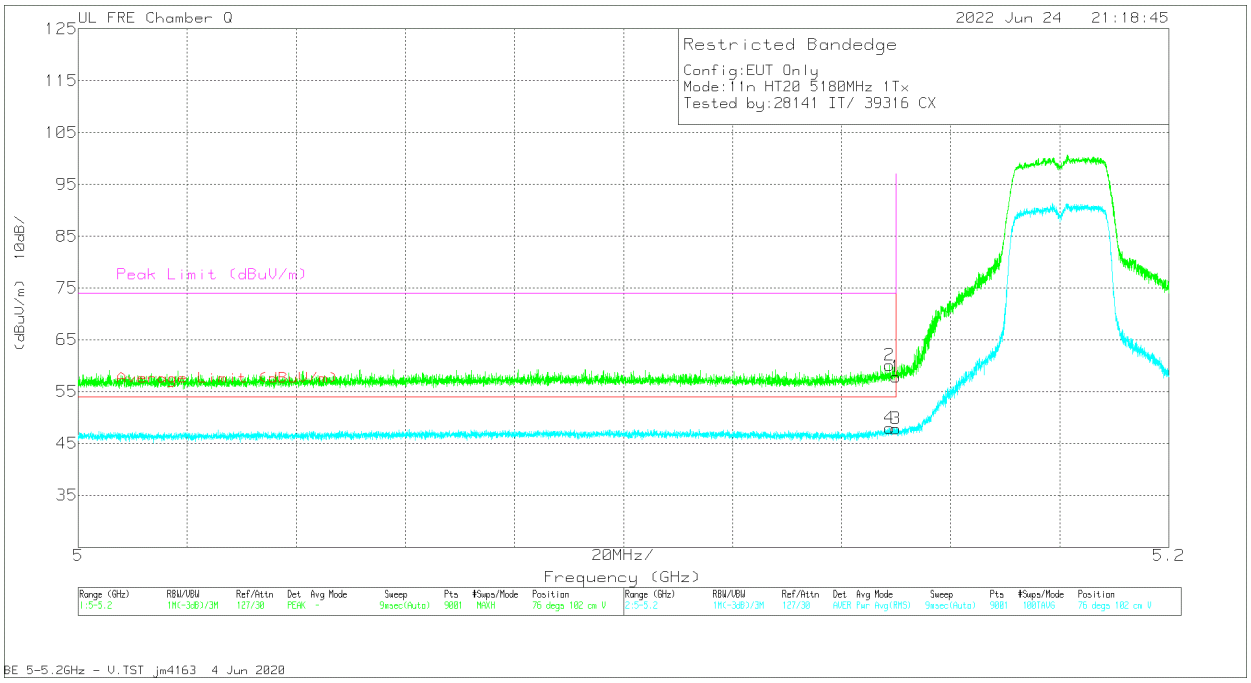

Marker	Frequency (GHz)	Meter Reading (dBuV)	Det	AF 200895 (dB/m)	Amp/Cbl/Fltr/Pad (dB)	DC Corr (dB)	Corrected Reading (dBuV/m)	Average Limit (dBuV/m)	Margin (dB)	Peak Limit (dBuV/m)	PK Margin (dB)	Azimuth (Degs)	Height (cm)	Polarity
1	5.15	54.9	Pk	34.3	-31.4	0	57.8	-	-	74	-16.2	76	102	V
2	5.148754	57.23	Pk	34.3	-31.4	0	60.13	-	-	74	-13.87	76	102	V
3	5.15	44.6	RMS	34.3	-31.4	0.62	48.12	54	-5.88	-	-	76	102	V
4	5.148776	44.75	RMS	34.3	-31.4	0.62	48.27	54	-5.73	-	-	76	102	V

Pk - Peak detector
RMS - RMS detection

UL VERIFICATION SERVICES
47173 Benicia Street, Fremont, CA 94538; USA TEL:(510) 319-4000 FAX:(510) 661-0888
This report shall not be reproduced except in full, without the written approval of UL VERIFICATION SERVICES

1TX Antenna 5 MODE

BANDEDGE (LOW CHANNEL)

HORIZONTAL RESULT

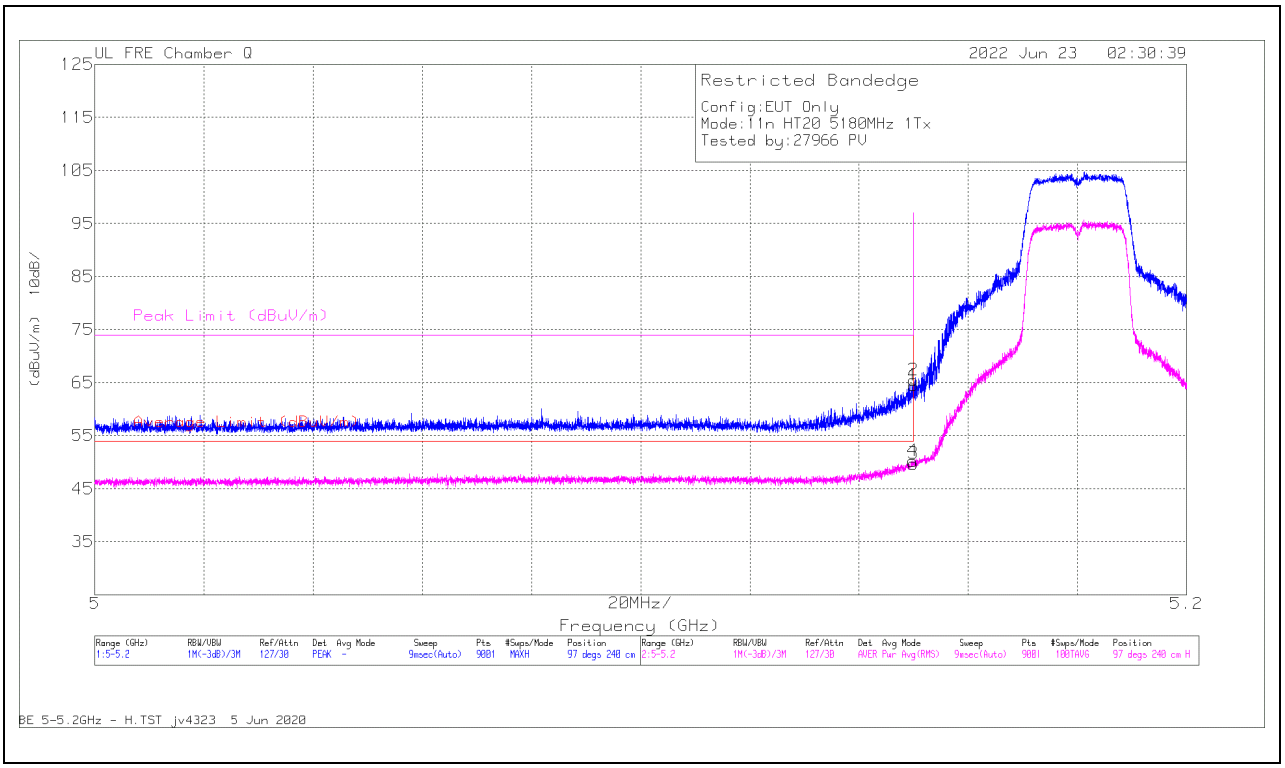

Marker	Frequency (GHz)	Meter Reading (dBuV)	Det	AF 200895 (dB/m)	Amp/Cbl/Fltr/Pad (dB)	DC Corr (dB)	Corrected Reading (dBuV/m)	Average Limit (dBuV/m)	Margin (dB)	Peak Limit (dBuV/m)	PK Margin (dB)	Azimuth (Degs)	Height (cm)	Polarity
1	5.15	61.58	Pk	34.3	-31.4	0	64.48	-	-	74	-9.52	97	240	H
2	5.149954	62.55	Pk	34.3	-31.4	0	65.45	-	-	74	-8.55	97	240	H
3	5.15	46.45	RMS	34.3	-31.4	.62	49.97	54	-4.03	-	-	97	240	H
4	5.149865	46.93	RMS	34.3	-31.4	.62	50.45	54	-3.56	-	-	97	240	H

Pk - Peak detector
RMS - RMS detection

UL VERIFICATION SERVICES
47173 Benicia Street, Fremont, CA 94538; USA TEL:(510) 319-4000 FAX:(510) 661-0888
This report shall not be reproduced except in full, without the written approval of UL VERIFICATION SERVICES

VERTICAL RESULT

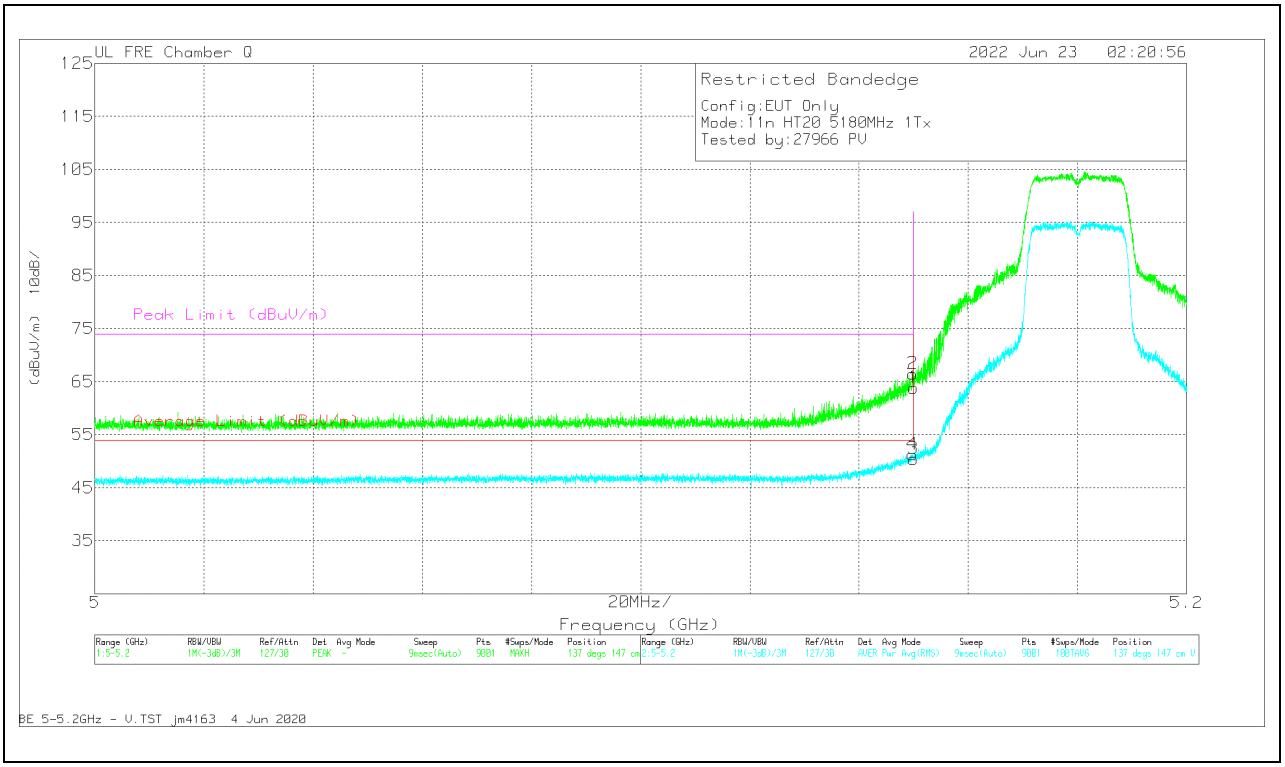

Marker	Frequency (GHz)	Meter Reading (dBuV)	Det	AF 200895 (dB/m)	Amp/Cbl/Fltr/Pad (dB)	DC Corr (dB)	Corrected Reading (dBuV/m)	Average Limit (dBuV/m)	Margin (dB)	Peak Limit (dBuV/m)	PK Margin (dB)	Azimuth (Degs)	Height (cm)	Polarity
1	5.15	60.94	Pk	34.3	-31.4	0	63.84	-	-	74	-10.16	137	147	V
2	5.149843	63.59	Pk	34.3	-31.4	0	66.49	-	-	74	-7.51	137	147	V
3	5.15	47.17	RMS	34.3	-31.4	.62	50.69	54	-3.31	-	-	137	147	V
4	5.149776	48.01	RMS	34.3	-31.4	.62	51.53	54	-2.47	-	-	137	147	V

Pk - Peak detector
RMS - RMS detection

UL VERIFICATION SERVICES
47173 Benicia Street, Fremont, CA 94538; USA TEL:(510) 319-4000 FAX:(510) 661-0888
This report shall not be reproduced except in full, without the written approval of UL VERIFICATION SERVICES

2TX Antenna 6 + Antenna 5 CDD MODE

BANDEDGE (LOW CHANNEL)

HORIZONTAL RESULT

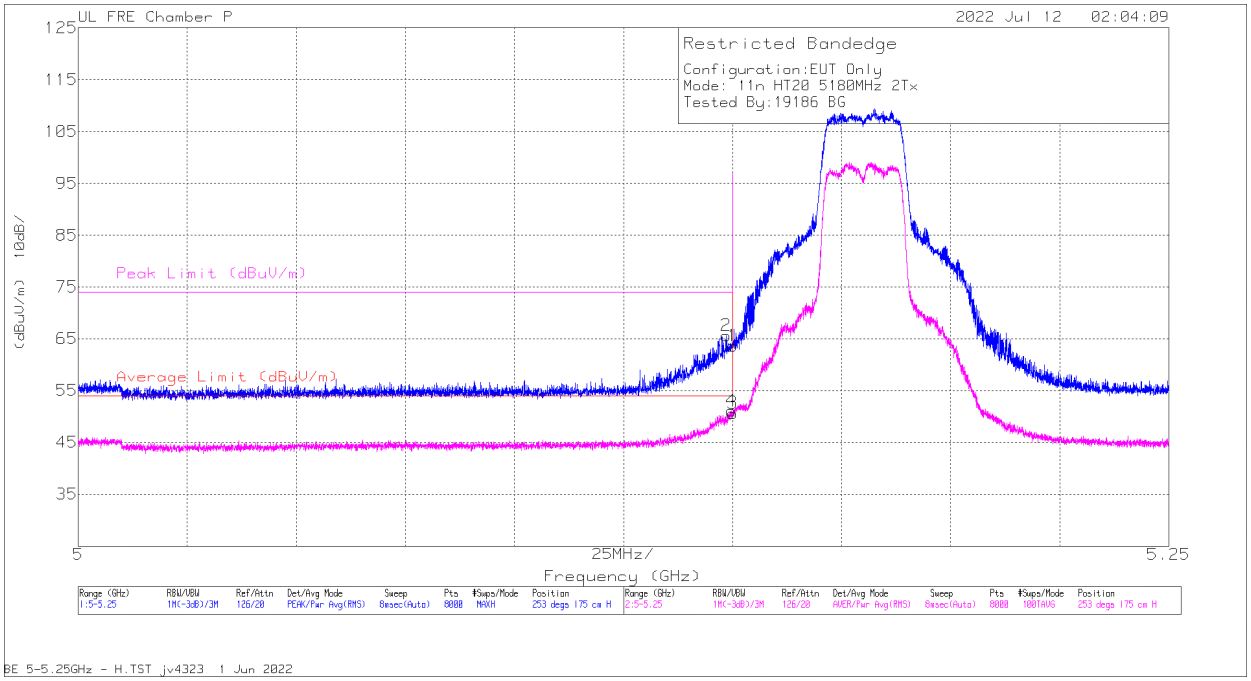

Marker	Frequency (GHz)	Meter Reading (dBuV)	Det	AF 41112 (dB/m)	Amp/Cbl/Fltr/Pad (dB)	DC Corr (dB)	Corrected Reading (dBuV/m)	Average Limit (dBuV/m)	Margin (dB)	Peak Limit (dBuV/m)	PK Margin (dB)	Azimuth (Degs)	Height (cm)	Polarity
1	5.15	59.34	Pk	34.4	-30.1	0	63.64	-	-	74	-10.36	253	175	H
2	5.148488	61.16	Pk	34.4	-30	0	65.56	-	-	74	-8.44	253	175	H
3	5.15	45.98	RMS	34.4	-30.1	0.62	50.90	54	-3.10	-	-	253	175	H
4	5.149738	46.44	RMS	34.4	-30.1	0.62	51.36	54	-2.64	-	-	253	175	H

Pk - Peak detector
RMS - RMS detection

UL VERIFICATION SERVICES
47173 Benicia Street, Fremont, CA 94538; USA TEL:(510) 319-4000 FAX:(510) 661-0888
This report shall not be reproduced except in full, without the written approval of UL VERIFICATION SERVICES

VERTICAL RESULT

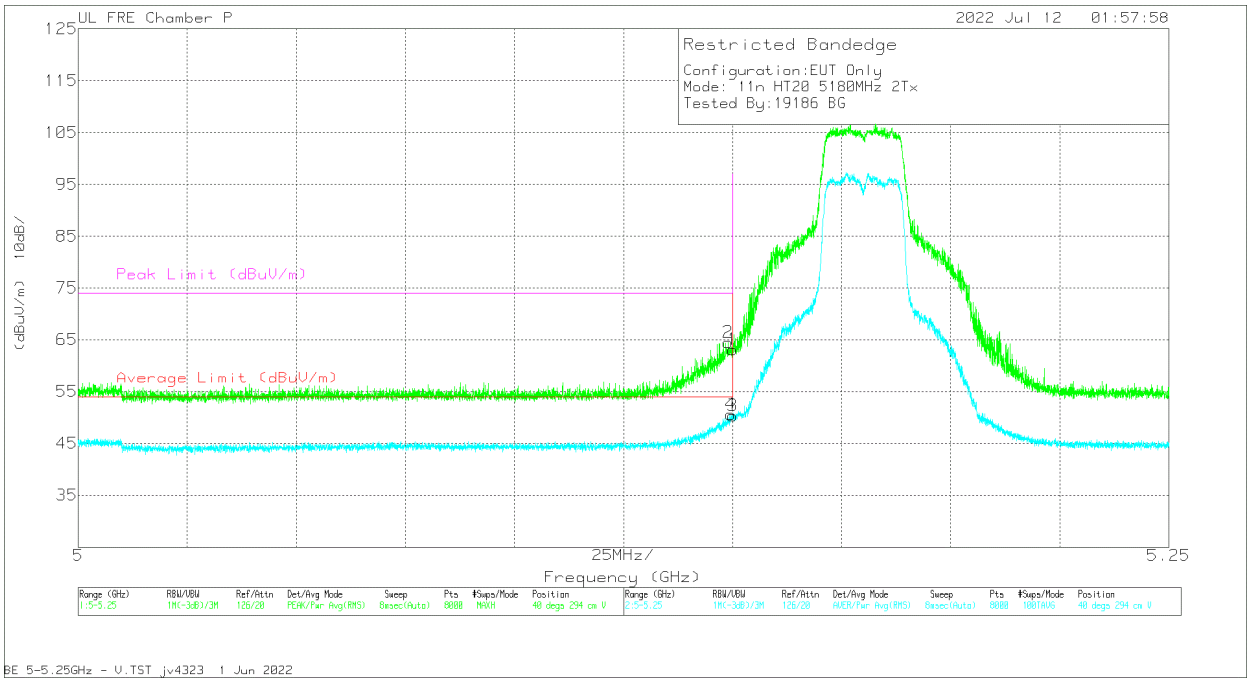

Marker	Frequency (GHz)	Meter Reading (dBuV)	Det	AF 41112 (dB/m)	Amp/Cbl/Fltr/Pad (dB)	DC Corr (dB)	Corrected Reading (dBuV/m)	Average Limit (dBuV/m)	Margin (dB)	Peak Limit (dBuV/m)	PK Margin (dB)	Azimuth (Degs)	Height (cm)	Polarity
1	5.15	58.8	Pk	34.4	-30.1	0	63.1	-	-	74	-10.9	40	294	V
2	5.14905	60.07	Pk	34.4	-30	0	64.47	-	-	74	-9.53	40	294	V
3	5.15	45.62	RMS	34.4	-30.1	0.62	50.54	54	-3.46	-	-	40	294	V
4	5.149582	45.92	RMS	34.4	-30.1	0.62	50.84	54	-3.16	-	-	40	294	V

Pk - Peak detector
RMS - RMS detection

UL VERIFICATION SERVICES
47173 Benicia Street, Fremont, CA 94538; USA TEL:(510) 319-4000 FAX:(510) 661-0888
This report shall not be reproduced except in full, without the written approval of UL VERIFICATION SERVICES

HARMONICS AND SPURIOUS EMISSIONS

LOW CHANNEL RESULTS

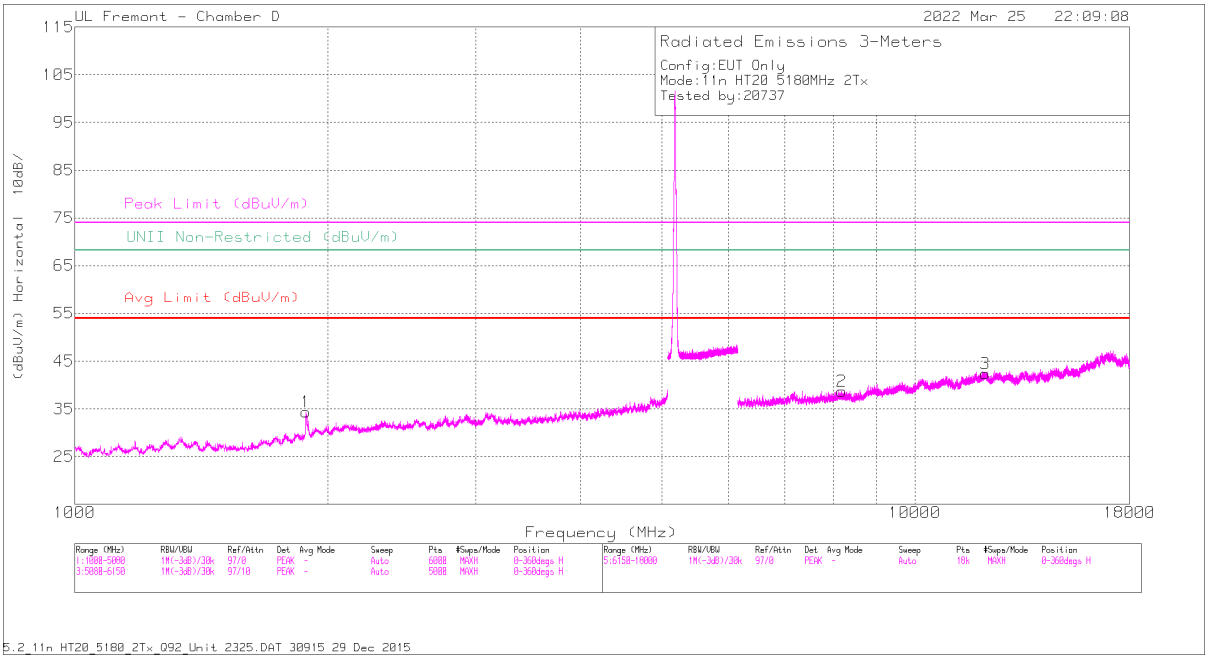

HORIZONTAL

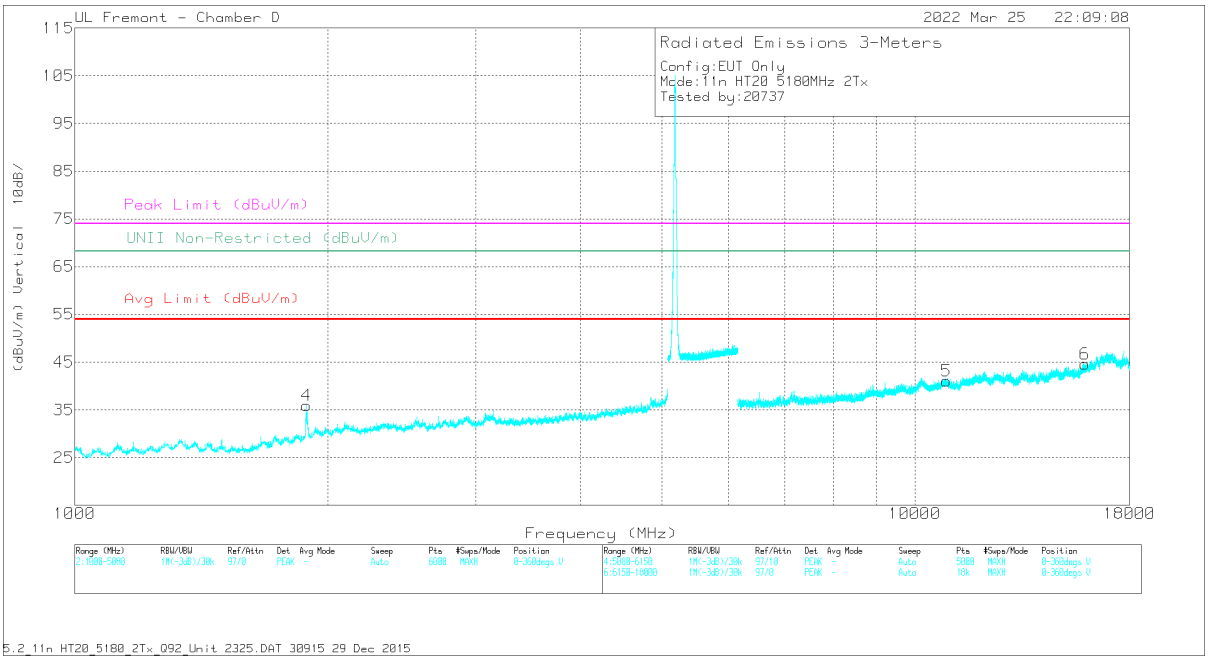

VERTICAL

UL VERIFICATION SERVICES
47173 Benicia Street, Fremont, CA 94538; USA TEL:(510) 319-4000 FAX:(510) 661-0888
This report shall not be reproduced except in full, without the written approval of UL VERIFICATION SERVICES

RADIATED EMISSIONS

Marker	Frequency (MHz)	Meter Reading (dBuV)	Det	200786 ACF (dB/m)	Amp/Cbl/Fltr/Pad (dB)	DC Corr (dB)	Corrected Reading (dBuV/m)	Avg Limit (dBuV/m)	Margin (dB)	Peak Limit (dBuV/m)	PK Margin (dB)	UNII Non-Restricted (dBuV/m)	PK Margin (dB)	Azimuth (Degs)	Height (cm)	Polarity
1	1885.298	41.7	PK-U	30.7	-31.4	0	41	-	-	-	-	68.2	-27.2	328	246	H
2	* 8181.532	36.9	PK-U	36	-24.8	0	48.1	-	-	74	-25.9	-	-	238	136	H
	* 8181.868	25.24	ADR	36	-24.8	.1	36.54	54	-17.46	-	-	-	-	238	136	H
3	* 12127.946	36.01	PK-U	39	-22.5	0	52.51	-	-	74	-21.49	-	-	199	250	H
	* 12129.517	24.2	ADR	39	-22.5	.1	40.8	54	-13.2	-	-	-	-	199	250	H
4	1885.08	42.13	PK-U	30.7	-31.4	0	41.43	-	-	-	-	68.2	-26.77	133	185	V
5	* 10894.24	36.3	PK-U	37.8	-21.9	0	52.2	-	-	74	-21.8	-	-	171	276	V
	* 10895.246	23.56	ADR	37.8	-21.9	.1	39.56	54	-14.44	-	-	-	-	171	276	V
6	* 15924.172	35.23	PK-U	40.8	-21.9	0	54.13	-	-	74	-19.87	-	-	195	169	V
	* 15925.386	23.45	ADR	40.8	-21.9	.1	42.45	54	-11.55	-	-	-	-	195	169	V

* - indicates frequency in CFR47 Pt 15 / IC RSS-Restricted Band
PK-U - U-NII: Maximum Peak
ADR - U-NII AD primary method, RMS average

UL VERIFICATION SERVICES
47173 Benicia Street, Fremont, CA 94538; USA TEL:(510) 319-4000 FAX:(510) 661-0888
This report shall not be reproduced except in full, without the written approval of UL VERIFICATION SERVICES

MID CHANNEL RESULTS

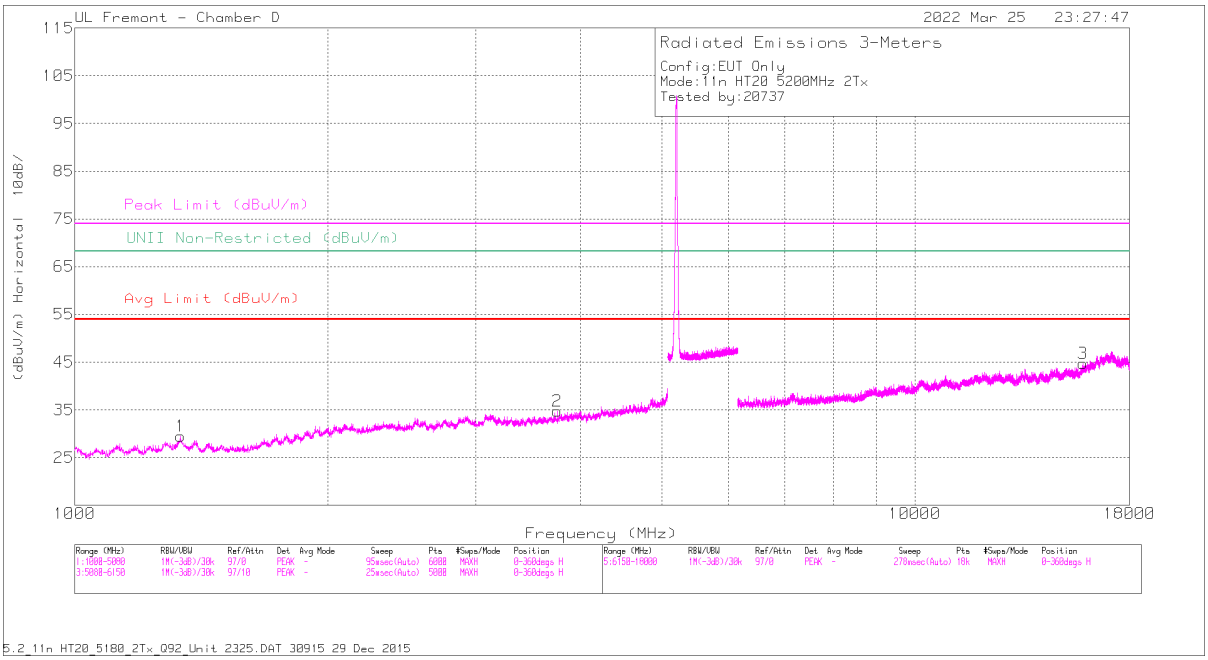

HORIZONTAL

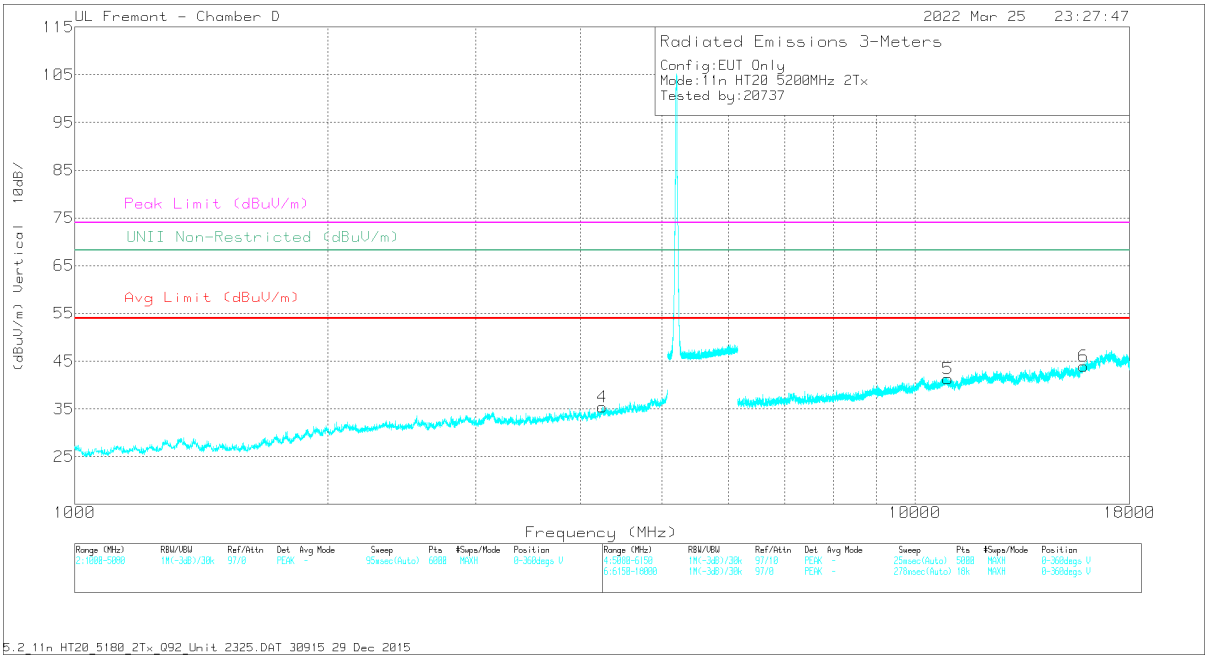

VERTICAL

UL VERIFICATION SERVICES
47173 Benicia Street, Fremont, CA 94538; USA TEL:(510) 319-4000 FAX:(510) 661-0888
This report shall not be reproduced except in full, without the written approval of UL VERIFICATION SERVICES

RADIATED EMISSIONS

Marker	Frequency (MHz)	Meter Reading (dBuV)	Det	200786 ACF (dB/m)	Amp/Cbl/ Fltr/Pad (dB)	DC Corr (dB)	Corrected Reading (dBuV/m)	Avg Limit (dBuV/m)	Margin (dB)	Peak Limit (dBuV/m)	PK Margin (dB)	Azimuth (Degs)	Height (cm)	Polarity
1	* 1336.477	41.74	PK-U	29.1	-31.5	0	39.34	-	-	74	-34.66	265	238	H
	* 1334.421	29.88	ADR	29	-31.6	.1	27.38	54	-26.62	-	-	265	238	H
2	* 3753.426	39.62	PK-U	33.2	-29.2	0	43.62	-	-	74	-30.38	224	244	H
	* 3751.089	27.55	ADR	33.2	-29.1	.1	31.75	54	-22.25	-	-	224	244	H
3	* 15841.328	35.28	PK-U	40.6	-20.9	0	54.98	-	-	74	-19.02	275	242	H
	* 15839.435	23.22	ADR	40.6	-21.1	.1	42.82	54	-11.18	-	-	275	242	H
4	* 4245.351	38.72	PK-U	33.8	-27.6	0	44.92	-	-	74	-29.08	314	138	V
	* 4244.581	27.21	ADR	33.8	-27.6	.1	33.51	54	-20.49	-	-	314	138	V
5	* 10945.866	34.95	PK-U	37.8	-21.9	0	50.85	-	-	74	-23.15	306	220	V
	* 10948.572	23.28	ADR	37.8	-22	.1	39.18	54	-14.82	-	-	306	220	V
6	* 15872.672	35.04	PK-U	40.7	-21.7	0	54.04	-	-	74	-19.96	308	249	V
	* 15871.986	23.58	ADR	40.7	-21.7	.1	42.68	54	-11.32	-	-	308	249	V

* - indicates frequency in CFR47 Pt 15 / IC RSS-Restricted Band
PK-U - U-NII: Maximum Peak
ADR - U-NII AD primary method, RMS average

UL VERIFICATION SERVICES
47173 Benicia Street, Fremont, CA 94538; USA TEL:(510) 319-4000 FAX:(510) 661-0888
This report shall not be reproduced except in full, without the written approval of UL VERIFICATION SERVICES

HIGH CHANNEL RESULTS

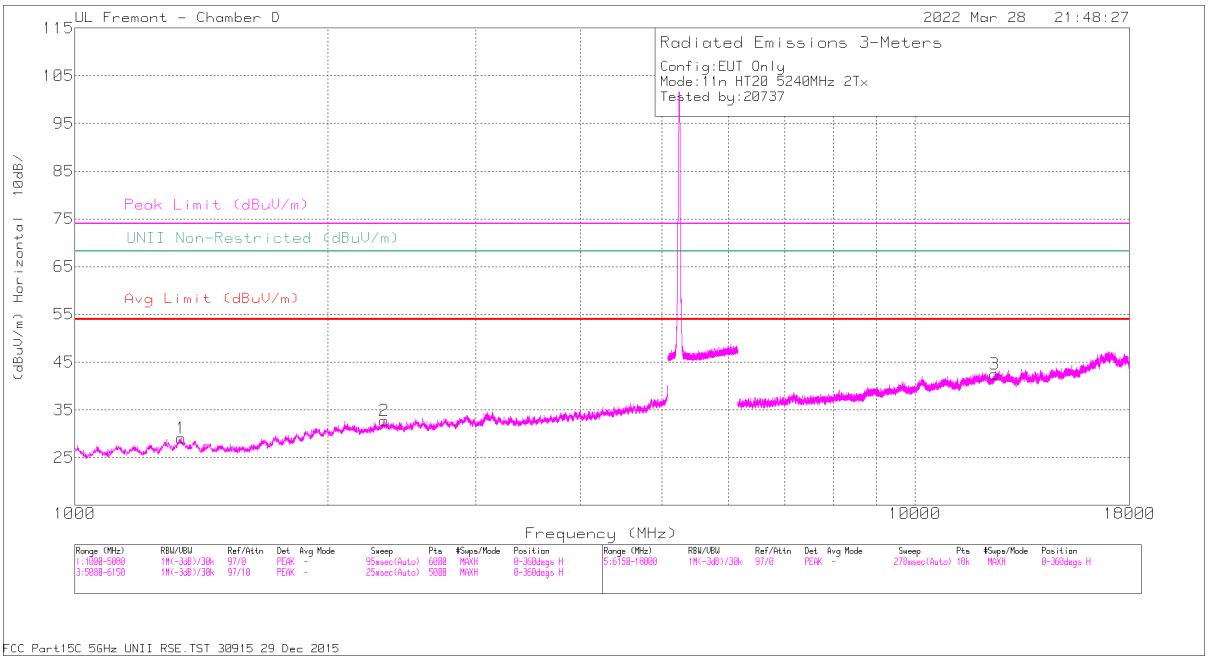

HORIZONTAL

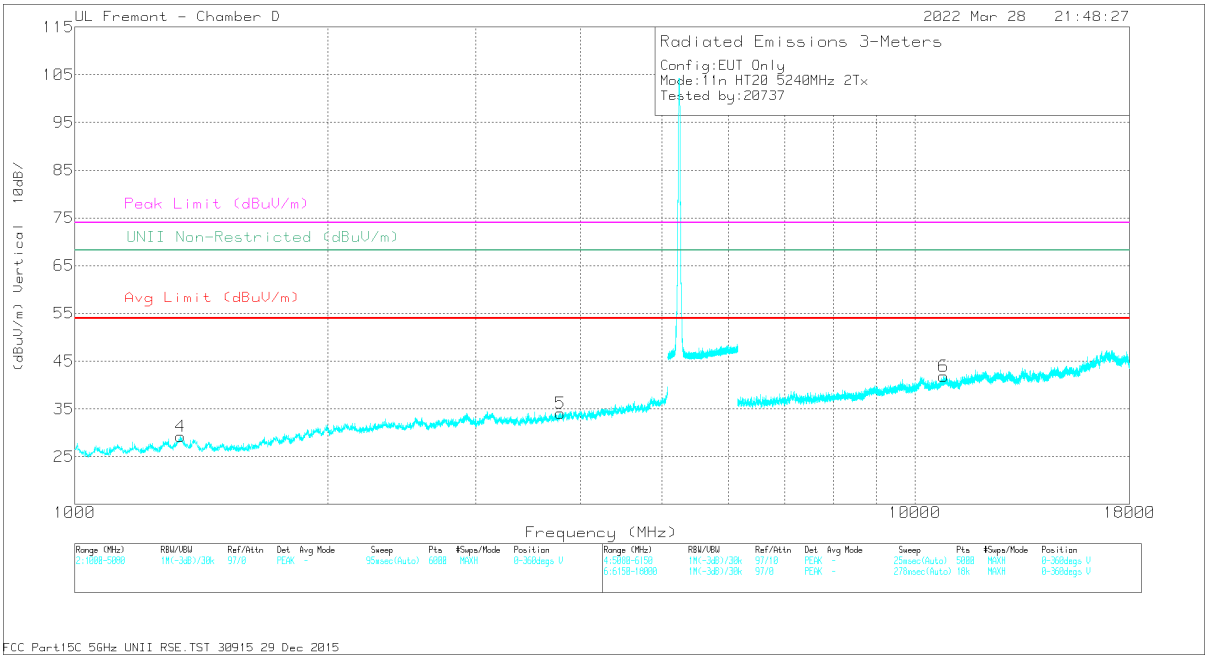

VERTICAL

UL VERIFICATION SERVICES
47173 Benicia Street, Fremont, CA 94538; USA TEL:(510) 319-4000 FAX:(510) 661-0888
This report shall not be reproduced except in full, without the written approval of UL VERIFICATION SERVICES

RADIATED EMISSIONS

Marker	Frequency (MHz)	Meter Reading (dBuV)	Det	200786 ACF (dB/m)	Amp/Cbl/Fltr/Pad (dB)	DC Corr (dB)	Corrected Reading (dBuV/m)	Avg Limit (dBuV/m)	Margin (dB)	Peak Limit (dBuV/m)	PK Margin (dB)	Azimuth (Degs)	Height (cm)	Polarity
1	* 1337.615	41.99	PK-U	29.1	-31.5	0	39.59	-	-	74	-34.41	360	145	H
	* 1336.748	29.99	ADR	29.1	-31.5	.1	27.69	54	-26.31	-	-	360	145	H
2	* 2336.439	41.03	PK-U	32.3	-30.5	0	42.83	-	-	74	-31.17	259	163	H
	* 2335.236	28.89	ADR	32.3	-30.4	.1	30.89	54	-23.11	-	-	259	163	H
3	* 12441.552	34.83	PK-U	39.1	-22.2	0	51.73	-	-	74	-22.27	64	294	H
	* 12443.048	23.69	ADR	39.1	-22.2	.1	40.69	54	-13.31	-	-	64	294	H
4	* 1336.969	42.26	PK-U	29.1	-31.5	0	39.86	-	-	74	-34.14	207	234	V
	* 1337.116	29.94	ADR	29.1	-31.5	.1	27.64	54	-26.36	-	-	207	234	V
5	* 3786.202	40.1	PK-U	33.4	-28.6	0	44.9	-	-	74	-29.1	242	167	V
	* 3785.018	27.89	ADR	33.4	-28.6	.1	32.79	54	-21.21	-	-	242	167	V
6	* 10815.532	34.78	PK-U	37.7	-21.5	0	50.98	-	-	74	-23.02	112	200	V
	* 10816.034	23.29	ADR	37.8	-21.5	.1	39.69	54	-14.31	-	-	112	200	V

* - indicates frequency in CFR47 Pt 15 / IC RSS-Restricted Band
PK-U - U-NII: Maximum Peak
ADR - U-NII AD primary method, RMS average

UL VERIFICATION SERVICES
47173 Benicia Street, Fremont, CA 94538; USA TEL:(510) 319-4000 FAX:(510) 661-0888
This report shall not be reproduced except in full, without the written approval of UL VERIFICATION SERVICES

1.1.2. TX ABOVE 1 GHz 802.11n HT40 MODE IN THE 5.2 GHz BAND

1TX Antenna 6 MODE

BANDEDGE (LOW CHANNEL)

HORIZONTAL RESULT

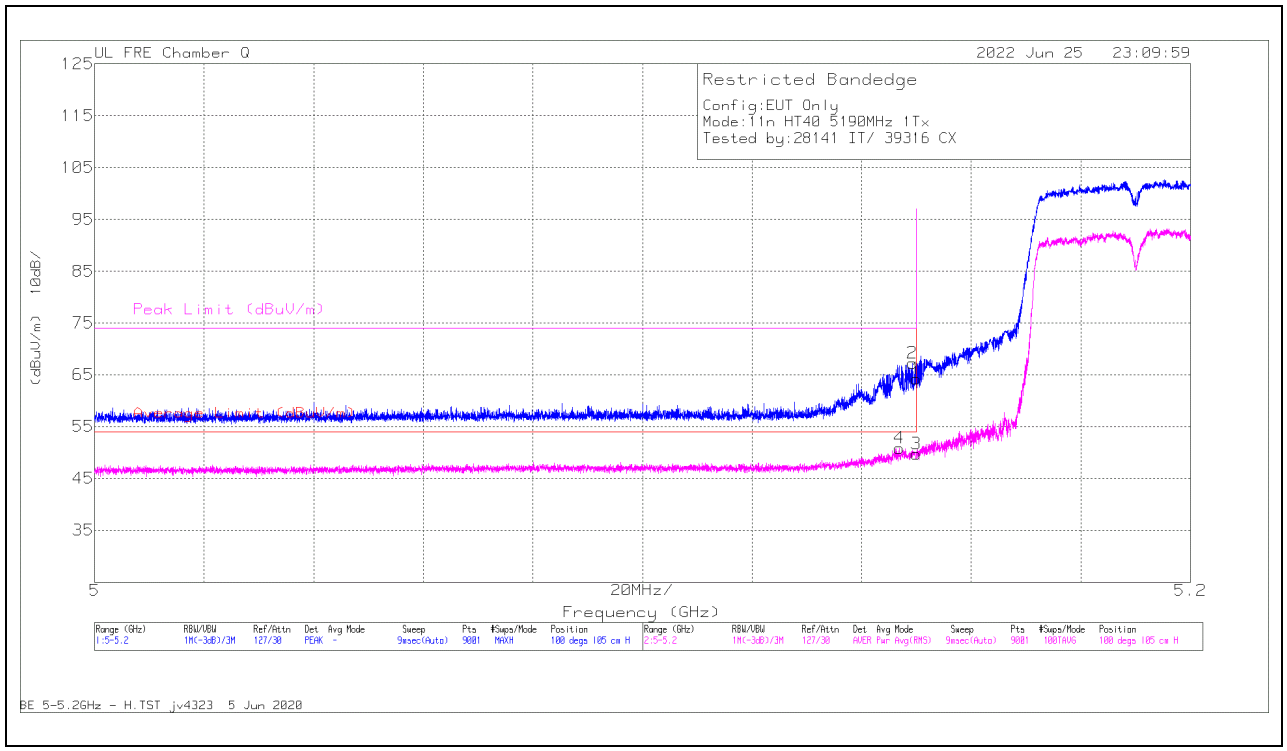

Marker	Frequency (GHz)	Meter Reading (dBuV)	Det	AF 200895 (dB/m)	Amp/Cbl/Fltr/Pad (dB)	DC Corr (dB)	Corrected Reading (dBuV/m)	Average Limit (dBuV/m)	Margin (dB)	Peak Limit (dBuV/m)	PK Margin (dB)	Azimuth (Degs)	Height (cm)	Polarity
1	5.15	61.35	Pk	34.3	-31.4	0	64.25	-	-	74	-9.75	100	105	H
2	5.149221	64.28	Pk	34.3	-31.4	0	67.18	-	-	74	-6.82	100	105	H
3	5.15	46.12	RMS	34.3	-31.4	.89	49.91	54	-4.09	-	-	100	105	H
4	5.146843	47.23	RMS	34.3	-31.4	.89	51.02	54	-2.98	-	-	100	105	H

Pk - Peak detector
RMS - RMS detection

UL VERIFICATION SERVICES
47173 Benicia Street, Fremont, CA 94538; USA TEL:(510) 319-4000 FAX:(510) 661-0888
This report shall not be reproduced except in full, without the written approval of UL VERIFICATION SERVICES

VERTICAL RESULT

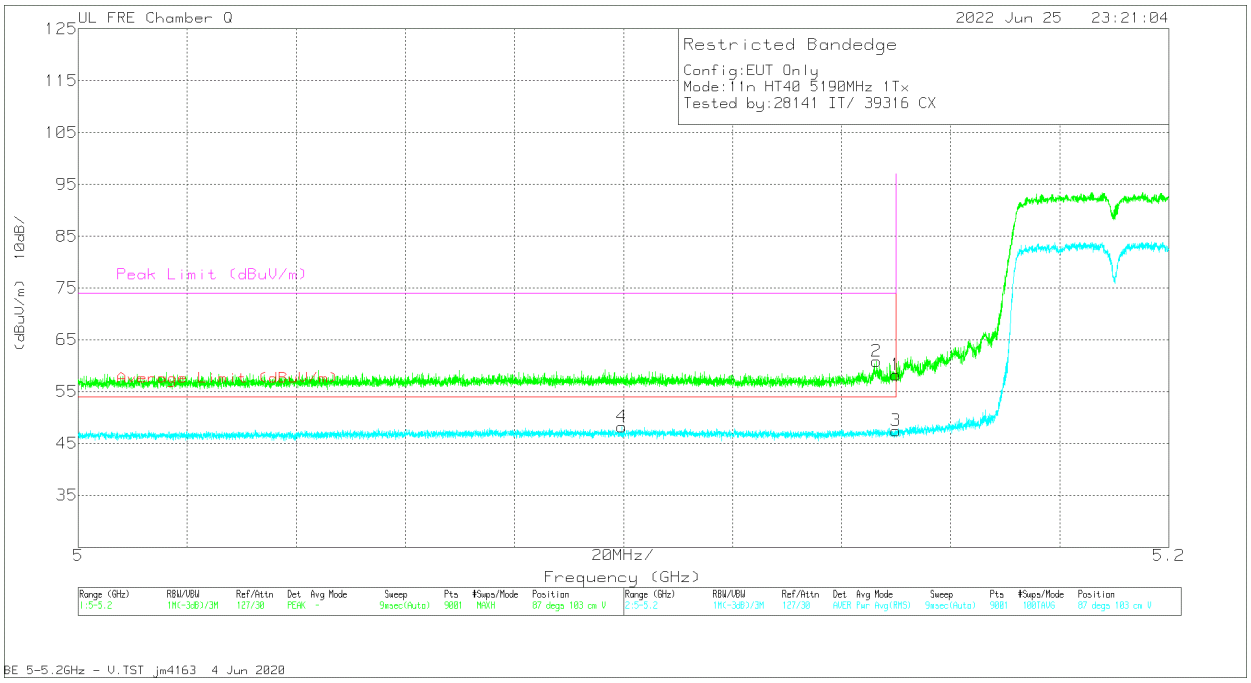

Marker	Frequency (GHz)	Meter Reading (dBuV)	Det	AF 200895 (dB/m)	Amp/Cbl/Fltr/Pad (dB)	DC Corr (dB)	Corrected Reading (dBuV/m)	Average Limit (dBuV/m)	Margin (dB)	Peak Limit (dBuV/m)	PK Margin (dB)	Azimuth (Degs)	Height (cm)	Polarity
1	5.15	55.31	Pk	34.3	-31.4	0	58.21	-	-	74	-15.79	87	103	V
2	5.146399	57.9	Pk	34.3	-31.4	0	60.8	-	-	74	-13.2	87	103	V
3	5.15	43.85	RMS	34.3	-31.4	.89	47.64	54	-6.36	-	-	87	103	V
4	5.09971	44.89	RMS	34.2	-31.5	.89	48.48	54	-5.52	-	-	87	103	V

Pk - Peak detector
RMS - RMS detection

UL VERIFICATION SERVICES
47173 Benicia Street, Fremont, CA 94538; USA TEL:(510) 319-4000 FAX:(510) 661-0888
This report shall not be reproduced except in full, without the written approval of UL VERIFICATION SERVICES

1TX Antenna 5 MODE

BANDEDGE (LOW CHANNEL)

HORIZONTAL RESULT

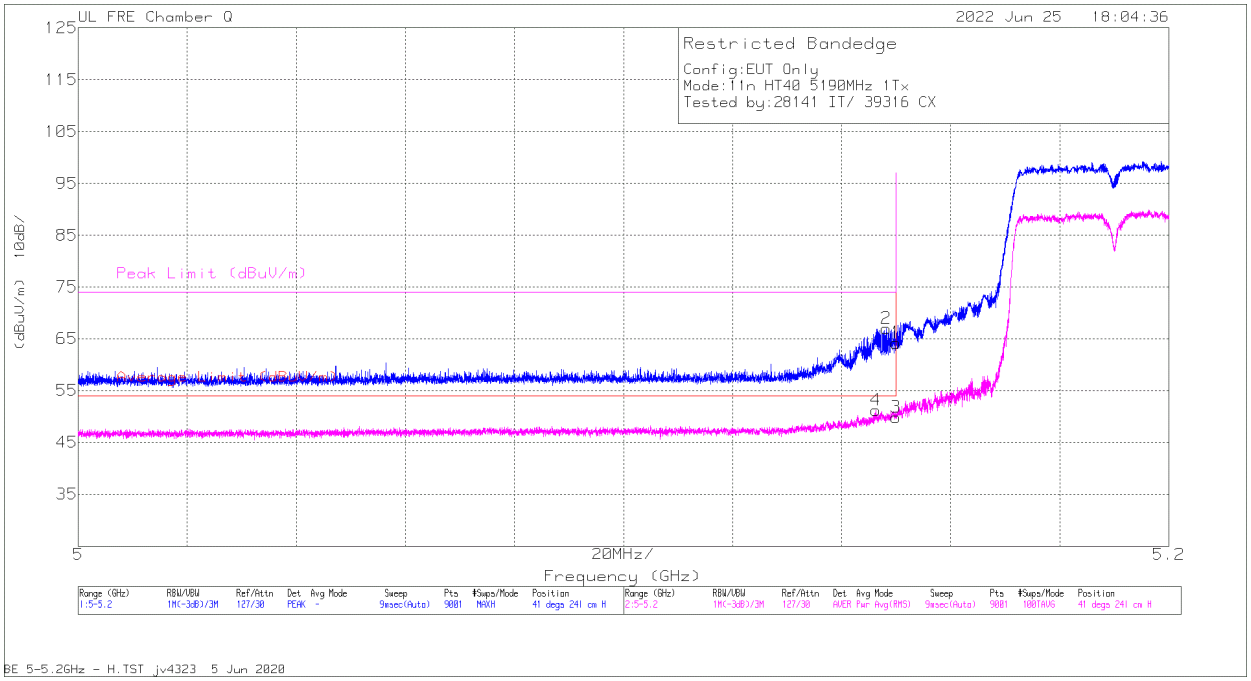

Marker	Frequency (GHz)	Meter Reading (dBuV)	Det	AF 200895 (dB/m)	Amp/Cbl/Fltr/Pad (dB)	DC Corr (dB)	Corrected Reading (dBuV/m)	Average Limit (dBuV/m)	Margin (dB)	Peak Limit (dBuV/m)	PK Margin (dB)	Azimuth (Degs)	Height (cm)	Polarity
1	5.15	61.27	Pk	34.3	-31.4	0	64.17	-	-	74	-9.83	41	241	H
2	5.148176	64.1	Pk	34.3	-31.4	0	67	-	-	74	-7	41	241	H
3	5.15	46.33	RMS	34.3	-31.4	.89	50.12	54	-3.88	-	-	41	241	H
4	5.146243	47.6	RMS	34.3	-31.4	.89	51.39	54	-2.61	-	-	41	241	H

Pk - Peak detector
RMS - RMS detection

UL VERIFICATION SERVICES
47173 Benicia Street, Fremont, CA 94538; USA TEL:(510) 319-4000 FAX:(510) 661-0888
This report shall not be reproduced except in full, without the written approval of UL VERIFICATION SERVICES

VERTICAL RESULT

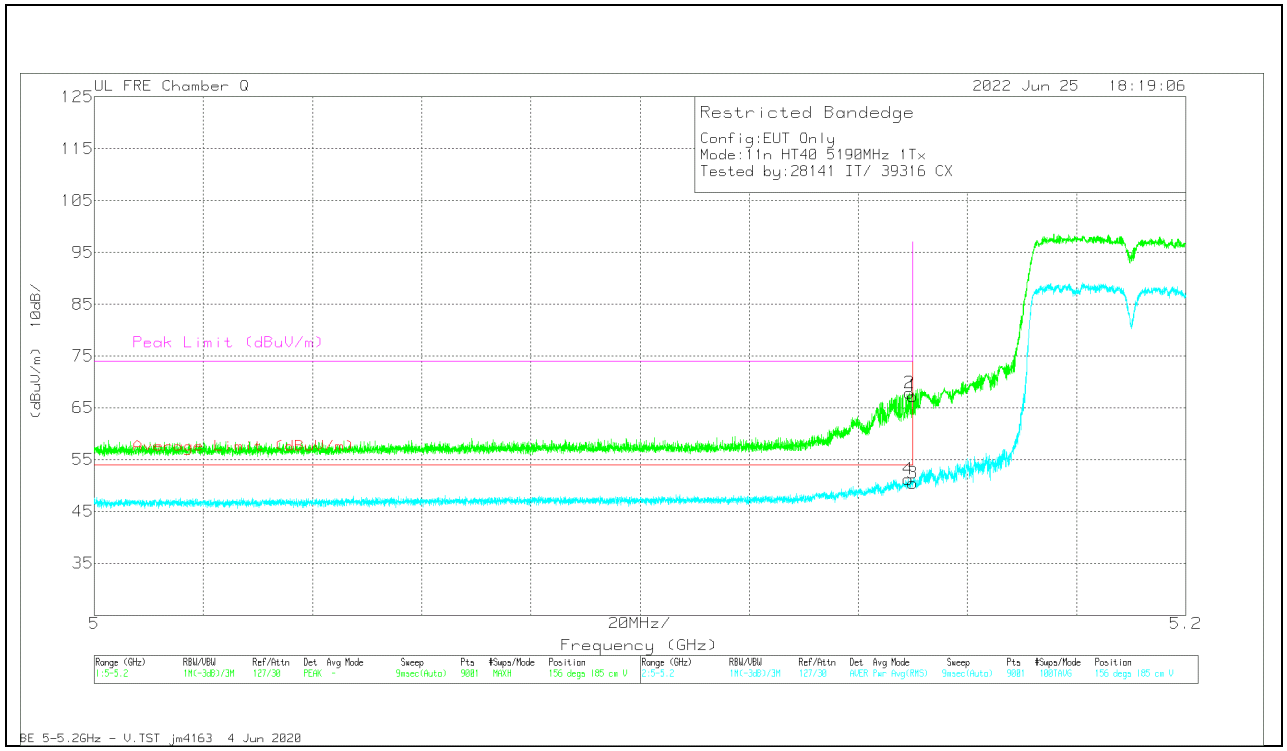

Marker	Frequency (GHz)	Meter Reading (dBuV)	Det	AF 200895 (dB/m)	Amp/Cbl/Fltr/Pad (dB)	DC Corr (dB)	Corrected Reading (dBuV/m)	Average Limit (dBuV/m)	Margin (dB)	Peak Limit (dBuV/m)	PK Margin (dB)	Azimuth (Degs)	Height (cm)	Polarity
1	5.15	64.31	Pk	34.3	-31.4	0	67.21	-	-	74	-6.79	156	185	V
2	5.149376	64.92	Pk	34.3	-31.4	0	67.82	-	-	74	-6.18	156	185	V
3	5.15	46.88	RMS	34.3	-31.4	.89	50.67	54	-3.33	-	-	156	185	V
4	5.149154	47.7	RMS	34.3	-31.4	.89	51.49	54	-2.51	-	-	156	185	V

Pk - Peak detector
RMS - RMS detection

UL VERIFICATION SERVICES
47173 Benicia Street, Fremont, CA 94538; USA TEL:(510) 319-4000 FAX:(510) 661-0888
This report shall not be reproduced except in full, without the written approval of UL VERIFICATION SERVICES

2TX Antenna 6 + Antenna 5 CDD MODE

BANDEDGE (LOW CHANNEL)

HORIZONTAL RESULT

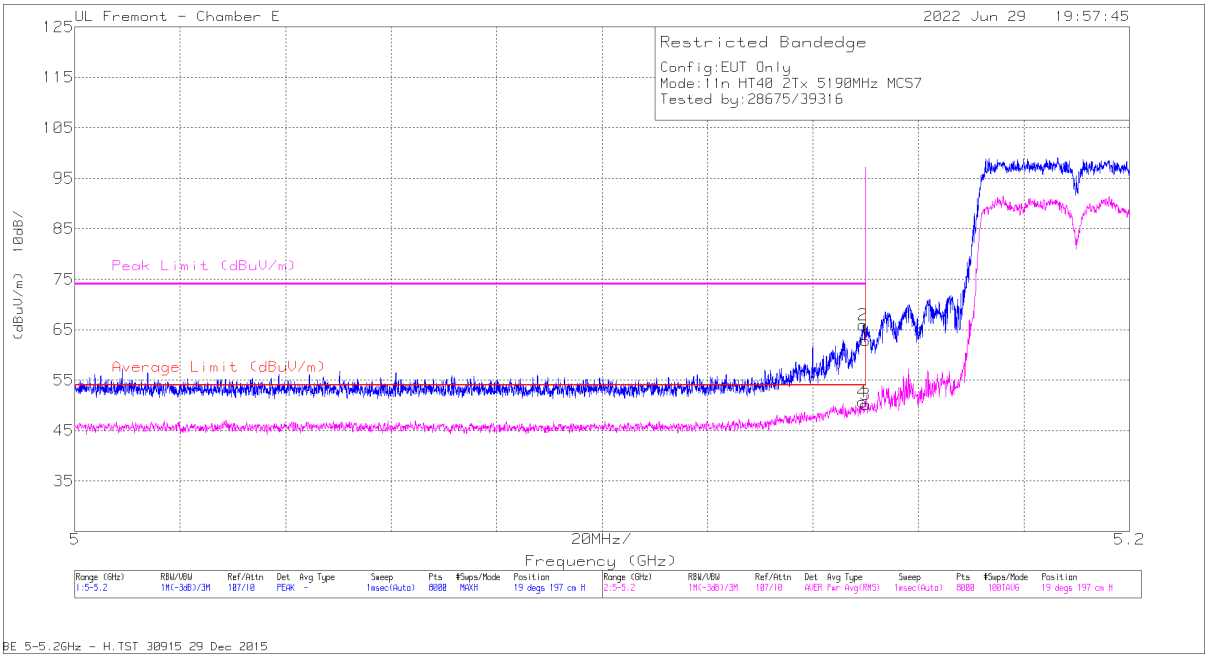

Marker	Frequency (GHz)	Meter Reading (dBuV)	Det	200897 ACF (dB/m)	Amp/Cbl/Pad (dB)	DC Corr (dB)	Corrected Reading (dBuV/m)	Average Limit (dBuV/m)	Margin (dB)	Peak Limit (dBuV/m)	PK Margin (dB)	Azimuth (Degs)	Height (cm)	Polarity
1	* 5.15	49.79	Pk	34.5	-21.4	0	62.89	-	-	74	-11.11	19	197	H
2	* 5.149543	52.8	Pk	34.5	-21.4	0	65.9	-	-	74	-8.1	19	197	H
3	* 5.15	36.47	RMS	34.5	-21.4	.89	50.47	54	-3.53	-	-	19	197	H
4	* 5.149368	36.87	RMS	34.5	-21.4	.89	50.87	54	-3.13	-	-	19	197	H

* - indicates frequency in CFR47 Pt 15 / IC RSS-Restricted Band
Pk - Peak detector
RMS - RMS detection

UL VERIFICATION SERVICES
47173 Benicia Street, Fremont, CA 94538; USA TEL:(510) 319-4000 FAX:(510) 661-0888
This report shall not be reproduced except in full, without the written approval of UL VERIFICATION SERVICES

VERTICAL RESULT

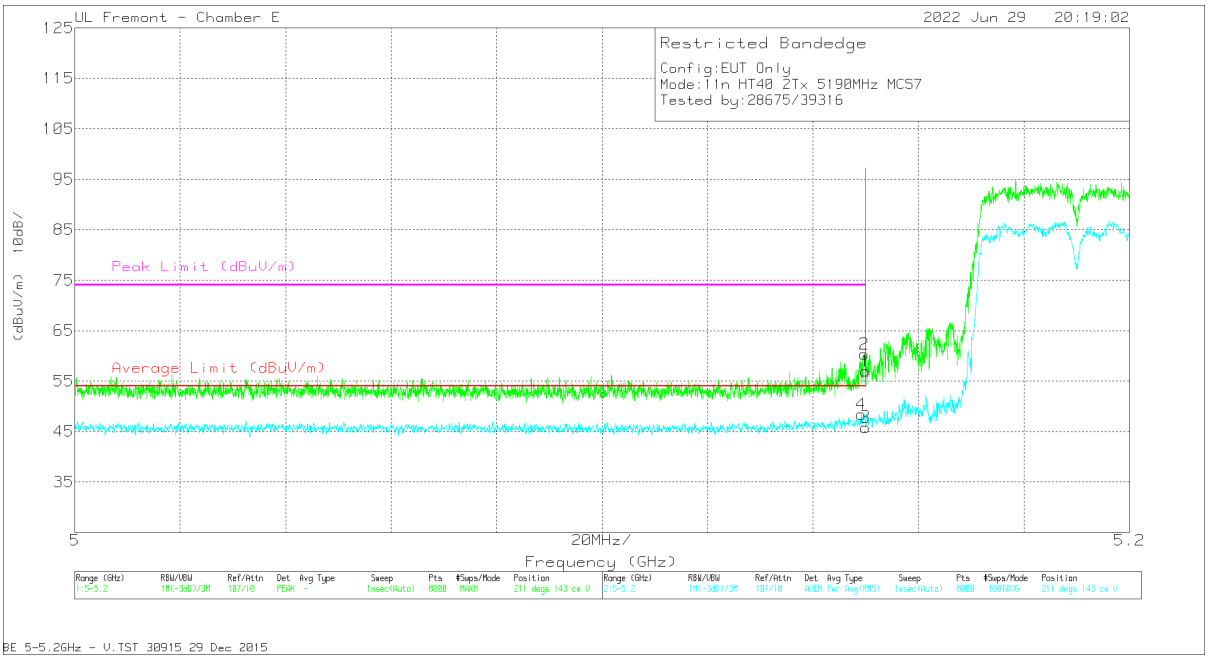

Marker	Frequency (GHz)	Meter Reading (dBuV)	Det	200897 ACF (dB/m)	Amp/Cbl/Pad (dB)	DC Corr (dB)	Corrected Reading (dBuV/m)	Average Limit (dBuV/m)	Margin (dB)	Peak Limit (dBuV/m)	PK Margin (dB)	Azimuth (Degs)	Height (cm)	Polarity
1	* 5.15	43.93	Pk	34.5	-21.4	0	57.03	-	-	74	-16.97	211	143	V
2	* 5.149768	47.25	Pk	34.5	-21.4	0	60.35	-	-	74	-13.65	211	143	V
3	* 5.15	32.14	RMS	34.5	-21.4	.89	46.14	54	-7.86	-	-	211	143	V
4	* 5.149168	34.69	RMS	34.5	-21.4	.89	48.69	54	-5.31	-	-	211	143	V

* - indicates frequency in CFR47 Pt 15 / IC RSS-Restricted Band
Pk - Peak detector
RMS - RMS detection

UL VERIFICATION SERVICES
47173 Benicia Street, Fremont, CA 94538; USA TEL:(510) 319-4000 FAX:(510) 661-0888
This report shall not be reproduced except in full, without the written approval of UL VERIFICATION SERVICES

HARMONICS AND SPURIOUS EMISSIONS

LOW CHANNEL RESULTS

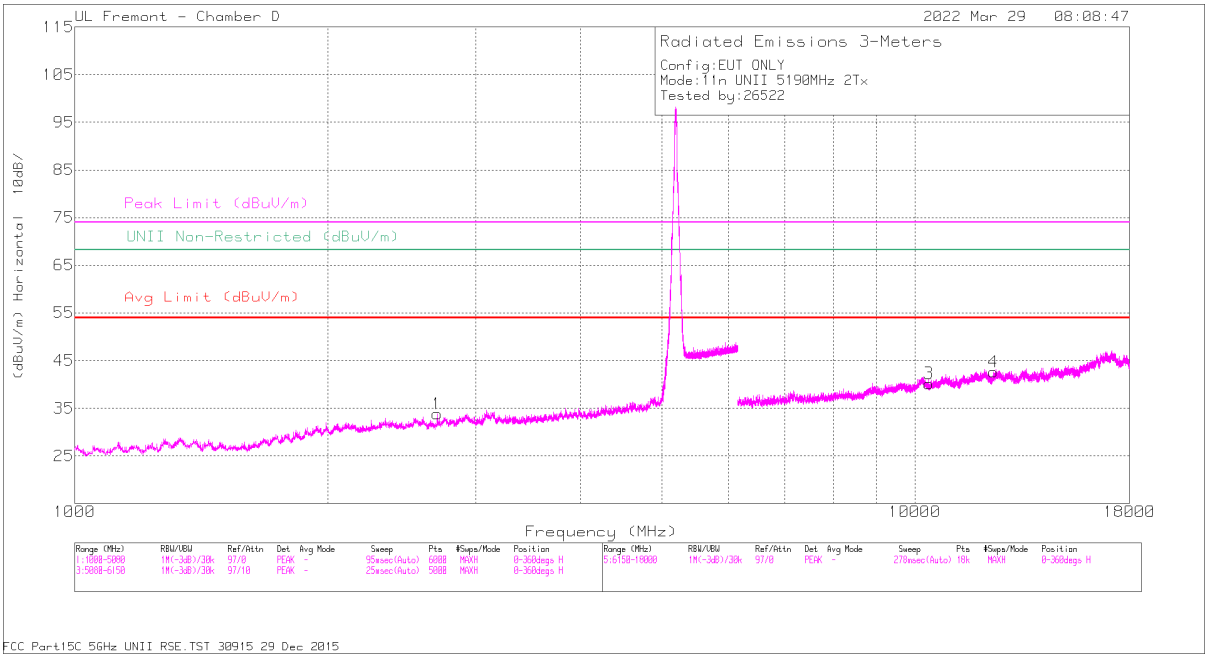

HORIZONTAL

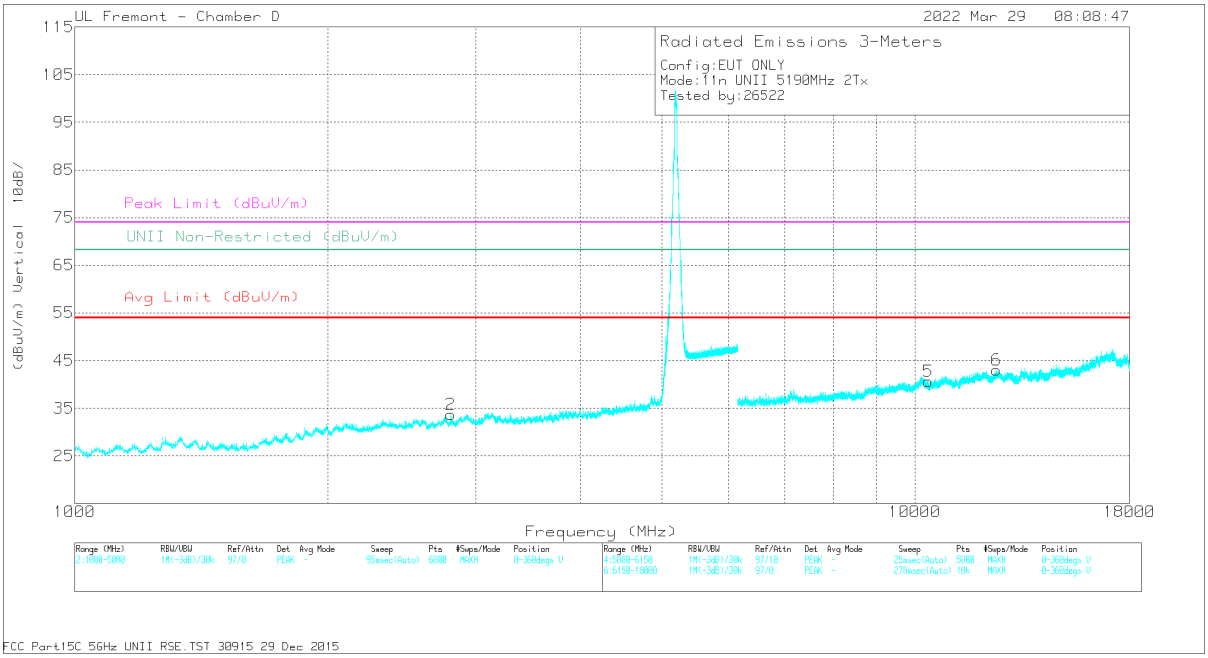

VERTICAL

UL VERIFICATION SERVICES
47173 Benicia Street, Fremont, CA 94538; USA TEL:(510) 319-4000 FAX:(510) 661-0888
This report shall not be reproduced except in full, without the written approval of UL VERIFICATION SERVICES

RADIATED EMISSIONS

Marker	Frequency (MHz)	Meter Reading (dBuV)	Det	200786 ACF (dB/m)	Amp/Cbl/ Fltr/Pad (dB)	DC Corr (dB)	Corrected Reading (dBuV/m)	Avg Limit (dBuV/m)	Margin (dB)	Peak Limit (dBuV/m)	PK Margin (dB)	UNII Non-Restricted (dBuV/m)	PK Margin (dB)	Azimuth (Degs)	Height (cm)	Polarity
1	* 2699.691	40.95	PK-U	32.2	-30.6	0	42.55	-	-	74	-31.45	-	-	320	126	H
	* 2700.714	28.94	ADR	32.3	-30.6	.17	30.81	54	-23.19	-	-	-	-	320	126	H
2	* 2803.727	39.82	PK-U	32.3	-29.7	0	42.42	-	-	74	-31.58	-	-	251	220	V
	* 2802.752	28.32	ADR	32.3	-29.8	.17	30.99	54	-33.01	-	-	-	-	251	220	V
3	10396.055	34.55	PK-U	37.5	-22.2	0	49.85	-	-	-	-	68.2	-18.35	147	189	H
4	* 12401.583	34.64	PK-U	39.1	-22.5	0	51.24	-	-	74	-22.76	-	-	175	239	H
	* 12402.598	23.34	ADR	39.1	-22.4	.17	40.21	54	-13.79	-	-	-	-	175	239	H
5	10372.085	34.41	PK-U	37.4	-22.1	0	49.71	-	-	-	-	68.2	-18.49	132	363	V
6	* 12501.401	35.94	PK-U	39.2	-22.8	0	52.34	-	-	74	-21.66	-	-	180	165	V
	* 12501.545	23.98	ADR	39.2	-22.8	.17	40.55	54	-13.45	-	-	-	-	180	165	V

* - indicates frequency in CFR47 Pt 15 / IC RSS-Restricted Band
PK-U - U-NII: Maximum Peak
ADR - U-NII AD primary method, RMS average

UL VERIFICATION SERVICES
47173 Benicia Street, Fremont, CA 94538; USA TEL:(510) 319-4000 FAX:(510) 661-0888
This report shall not be reproduced except in full, without the written approval of UL VERIFICATION SERVICES

HIGH CHANNEL RESULTS

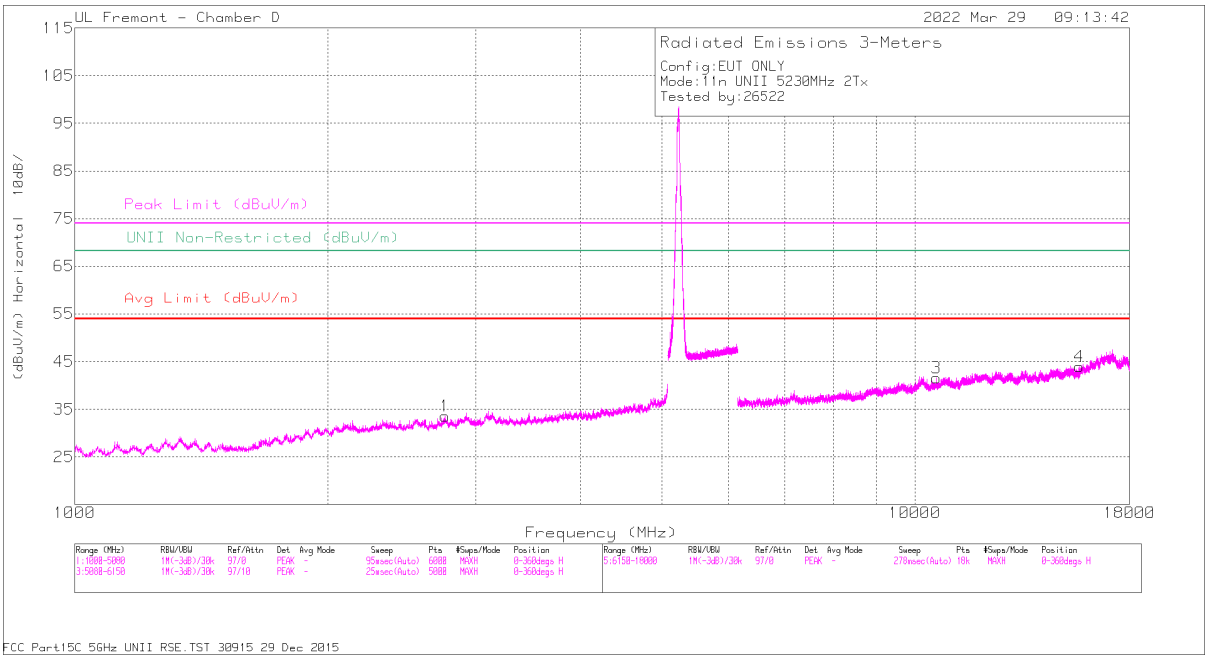

HORIZONTAL

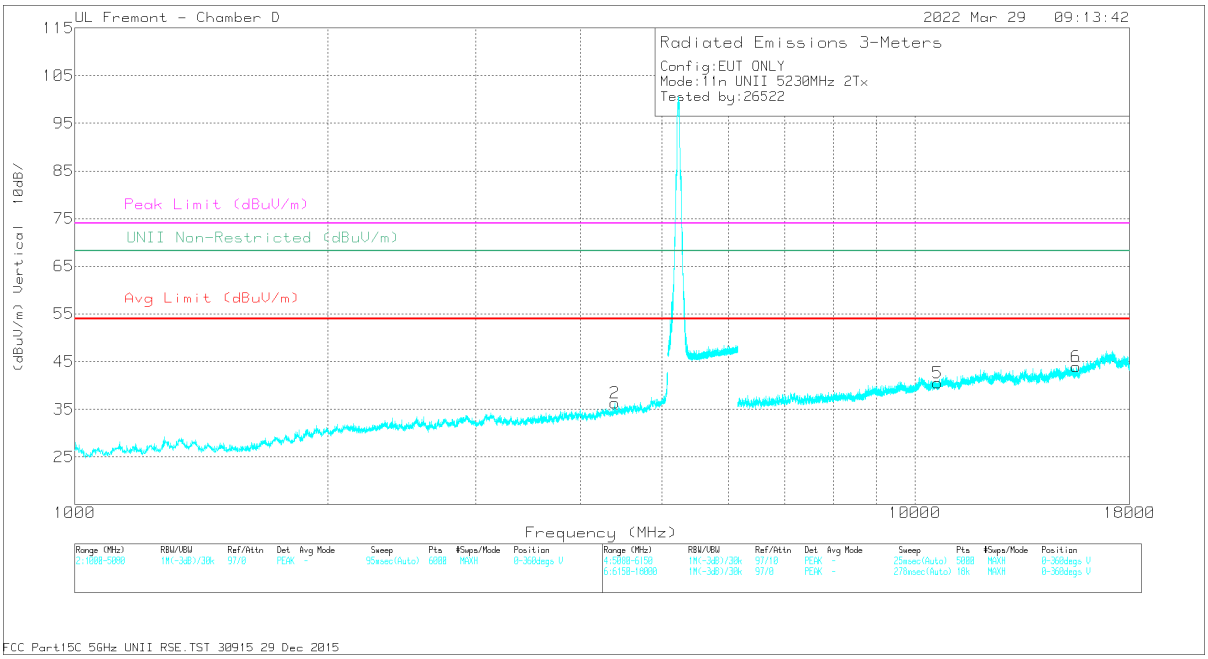

VERTICAL

UL VERIFICATION SERVICES
47173 Benicia Street, Fremont, CA 94538; USA TEL:(510) 319-4000 FAX:(510) 661-0888
This report shall not be reproduced except in full, without the written approval of UL VERIFICATION SERVICES

RADIATED EMISSIONS

Marker	Frequency (MHz)	Meter Reading (dBuV)	Det	200786 ACF (dB/m)	Amp/Cbl/Fltr/Pad (dB)	DC Corr (dB)	Corrected Reading (dBuV/m)	Avg Limit (dBuV/m)	Margin (dB)	Peak Limit (dBuV/m)	PK Margin (dB)	Azimuth (Degs)	Height (cm)	Polarity
1	* 2759.086	40.44	PK-U	32.6	-29.8	0	43.24	-	-	74	-30.76	319	116	H
	* 2760.717	28.27	ADR	32.6	-29.8	.17	31.24	54	-22.76	-	-	319	116	H
2	* 4392.508	38.55	PK-U	33.9	-27.7	0	44.75	-	-	74	-29.25	306	278	V
	* 4394.311	27.07	ADR	33.9	-27.7	.17	33.44	54	-20.56	-	-	306	278	V
3	* 10613.751	34.63	PK-U	37.6	-22.2	0	50.03	-	-	74	-23.97	108	192	H
	* 10612.656	23.2	ADR	37.6	-22.2	.17	38.77	54	-15.23	-	-	108	192	H
4	* 15681.532	34.17	PK-U	40.3	-22.5	0	51.97	-	-	74	-22.03	13	205	H
	* 15681.364	22.57	ADR	40.3	-22.5	.17	40.54	54	-13.46	-	-	13	205	H
5	* 10638.188	35.23	PK-U	37.7	-22.4	0	50.53	-	-	74	-23.47	223	168	V
	* 10639.855	23.02	ADR	37.7	-22.4	.17	38.49	54	-15.51	-	-	223	168	V
6	* 15548.19	34.32	PK-U	40.2	-22.1	0	52.42	-	-	74	-21.58	264	116	V
	* 15548.653	22.82	ADR	40.2	-22.1	.17	41.09	54	-12.91	-	-	264	116	V

* - indicates frequency in CFR47 Pt 15 / IC RSS-Restricted Band
PK-U - U-NII: Maximum Peak
ADR - U-NII AD primary method, RMS average

UL VERIFICATION SERVICES
47173 Benicia Street, Fremont, CA 94538; USA TEL:(510) 319-4000 FAX:(510) 661-0888
This report shall not be reproduced except in full, without the written approval of UL VERIFICATION SERVICES

1.1.3. TX ABOVE 1 GHz 802.11ac VHT80 MODE IN THE 5.2 GHz BAND

1TX Antenna 6 MODE

BANDEDGE (MID CHANNEL)

HORIZONTAL RESULT

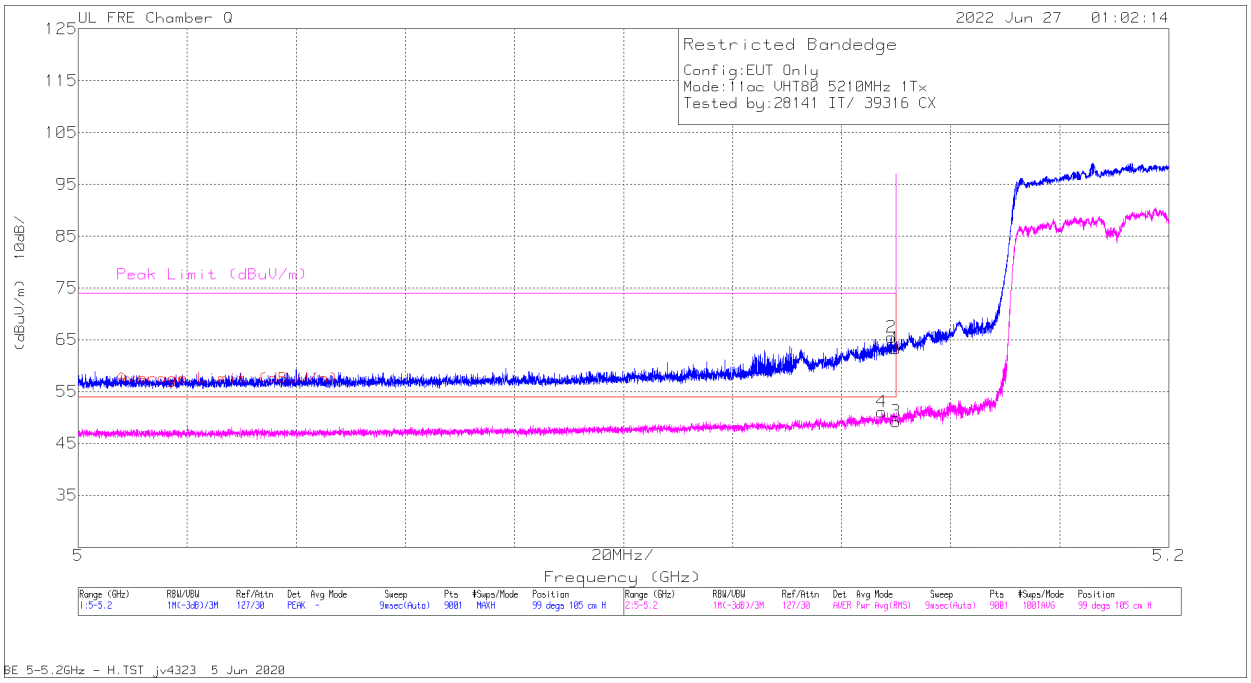

Marker	Frequency (GHz)	Meter Reading (dBuV)	Det	AF 200895 (dB/m)	Amp/Cbl/Fltr/Pad (dB)	DC Corr (dB)	Corrected Reading (dBuV/m)	Average Limit (dBuV/m)	Margin (dB)	Peak Limit (dBuV/m)	PK Margin (dB)	Azimuth (Degs)	Height (cm)	Polarity
1	5.15	60.48	Pk	34.3	-31.4	0	63.38	-	-	74	-10.62	99	105	H
2	5.149154	62.6	Pk	34.3	-31.4	0	65.5	-	-	74	-8.5	99	105	H
3	5.15	45.24	RMS	34.3	-31.4	1.25	49.39	54	-4.61	-	-	99	105	H
4	5.147399	47.1	RMS	34.3	-31.4	1.25	51.25	54	-2.75	-	-	99	105	H

Pk - Peak detector
RMS - RMS detection

UL VERIFICATION SERVICES
47173 Benicia Street, Fremont, CA 94538; USA TEL:(510) 319-4000 FAX:(510) 661-0888
This report shall not be reproduced except in full, without the written approval of UL VERIFICATION SERVICES

VERTICAL RESULT

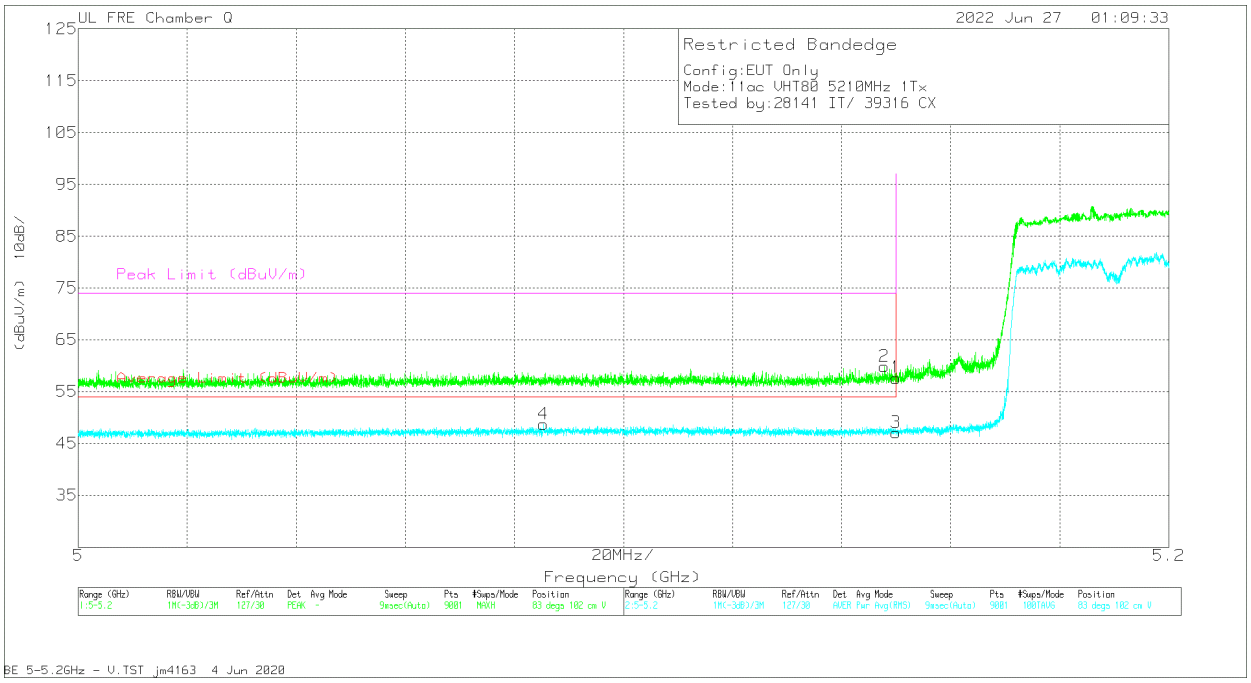

Marker	Frequency (GHz)	Meter Reading (dBuV)	Det	AF 200895 (dB/m)	Amp/Cbl/Fltr/Pad (dB)	DC Corr (dB)	Corrected Reading (dBuV/m)	Average Limit (dBuV/m)	Margin (dB)	Peak Limit (dBuV/m)	PK Margin (dB)	Azimuth (Degs)	Height (cm)	Polarity
1	5.15	54.76	Pk	34.3	-31.4	0	57.66	-	-	74	-16.34	83	102	V
2	5.147865	56.97	Pk	34.3	-31.4	0	59.87	-	-	74	-14.13	83	102	V
3	5.15	43.17	RMS	34.3	-31.4	1.25	47.32	54	-6.68	-	-	83	102	V
4	5.08531	44.93	RMS	34.2	-31.5	1.25	48.88	54	-5.12	-	-	83	102	V

Pk - Peak detector
RMS - RMS detection

UL VERIFICATION SERVICES
47173 Benicia Street, Fremont, CA 94538; USA TEL:(510) 319-4000 FAX:(510) 661-0888
This report shall not be reproduced except in full, without the written approval of UL VERIFICATION SERVICES

1TX Antenna 5 MODE

BANDEDGE (MID CHANNEL)

HORIZONTAL RESULT

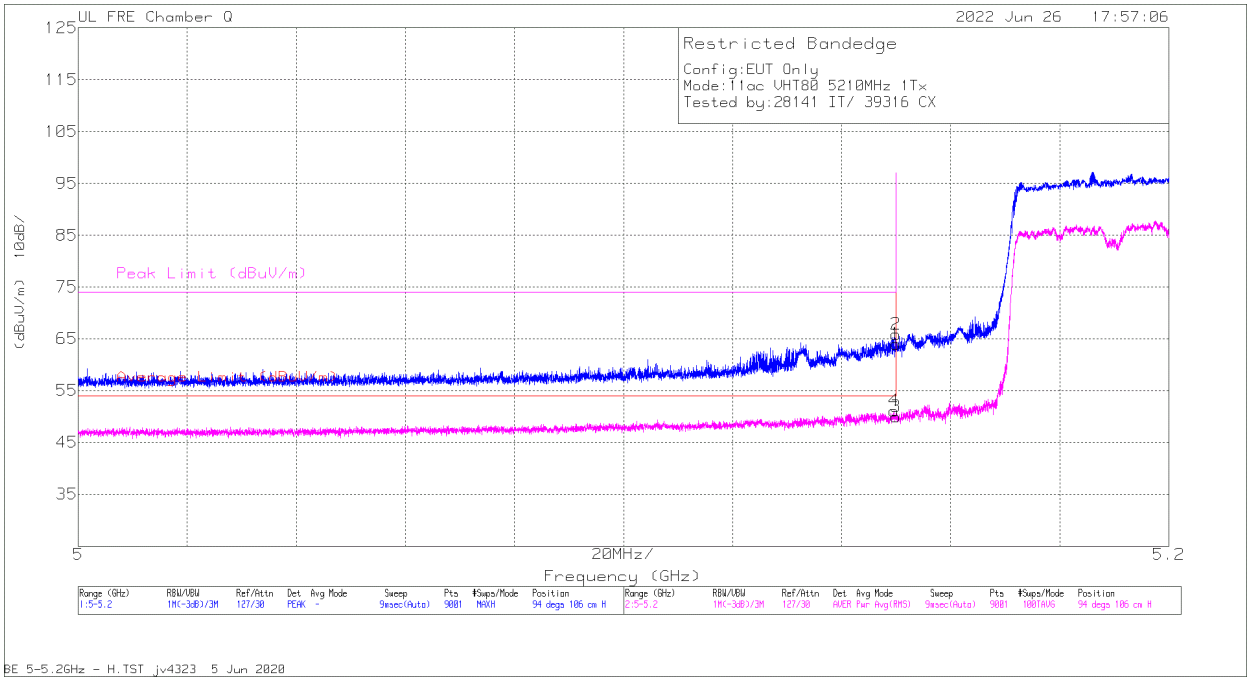

Marker	Frequency (GHz)	Meter Reading (dBuV)	Det	AF 200895 (dB/m)	Amp/Cbl/Fltr/Pad (dB)	DC Corr (dB)	Corrected Reading (dBuV/m)	Average Limit (dBuV/m)	Margin (dB)	Peak Limit (dBuV/m)	PK Margin (dB)	Azimuth (Degs)	Height (cm)	Polarity
1	5.15	61.04	Pk	34.3	-31.4	0	63.94	-	-	74	-10.06	94	106	H
2	5.14991	62.99	Pk	34.3	-31.4	0	65.89	-	-	74	-8.11	94	106	H
3	5.15	46.04	RMS	34.3	-31.4	1.25	50.19	54	-3.81	-	-	94	106	H
4	5.149554	47.17	RMS	34.3	-31.4	1.25	51.22	54	-2.78	-	-	94	106	H

Pk - Peak detector
RMS - RMS detection

UL VERIFICATION SERVICES
47173 Benicia Street, Fremont, CA 94538; USA TEL:(510) 319-4000 FAX:(510) 661-0888
This report shall not be reproduced except in full, without the written approval of UL VERIFICATION SERVICES

VERTICAL RESULT

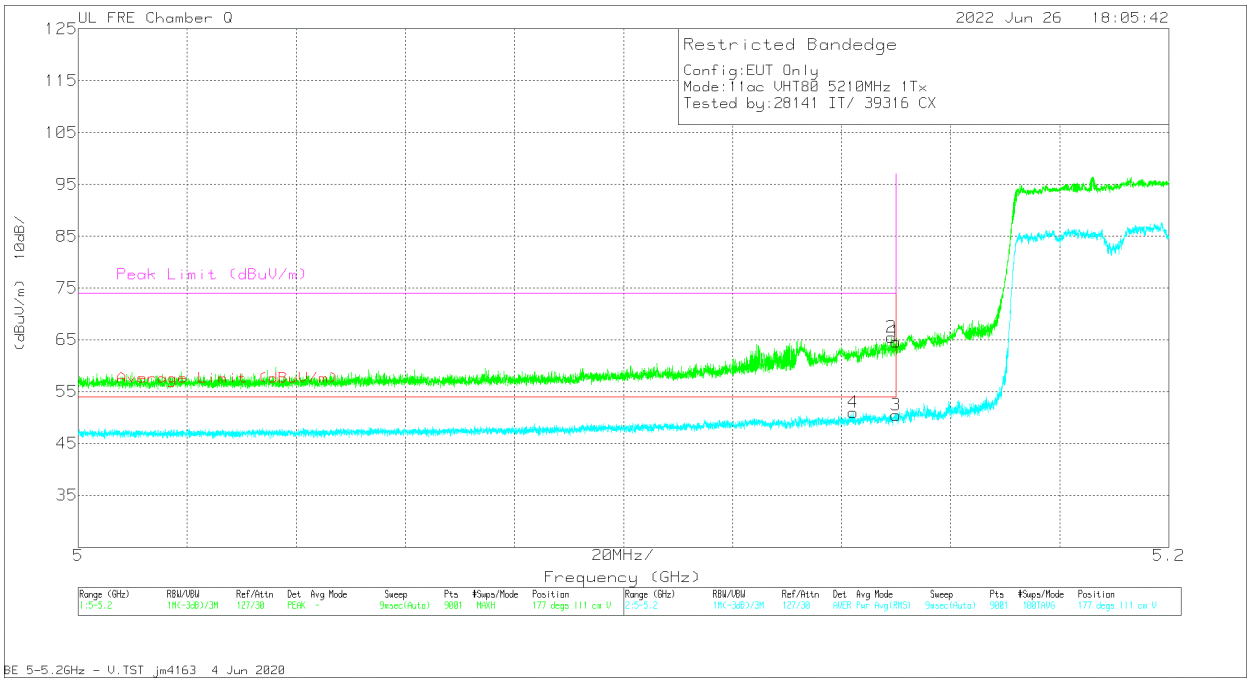

Marker	Frequency (GHz)	Meter Reading (dBuV)	Det	AF 200895 (dB/m)	Amp/Cbl/Fltr/Pad (dB)	DC Corr (dB)	Corrected Reading (dBuV/m)	Average Limit (dBuV/m)	Margin (dB)	Peak Limit (dBuV/m)	PK Margin (dB)	Azimuth (Degs)	Height (cm)	Polarity
1	5.15	61.68	Pk	34.3	-31.4	0	64.58	-	-	74	-9.42	177	111	V
2	5.149132	62.57	Pk	34.3	-31.4	0	65.47	-	-	74	-8.53	177	111	V
3	5.15	46.46	RMS	34.3	-31.4	1.25	50.61	54	-3.39	-	-	177	111	V
4	5.142087	47.22	RMS	34.2	-31.5	1.25	51.17	54	-2.83	-	-	177	111	V

Pk - Peak detector
RMS - RMS detection

UL VERIFICATION SERVICES
47173 Benicia Street, Fremont, CA 94538; USA TEL:(510) 319-4000 FAX:(510) 661-0888
This report shall not be reproduced except in full, without the written approval of UL VERIFICATION SERVICES

2TX Antenna 6 + Antenna 5 CDD MODE

BANDEDGE (MID CHANNEL)

HORIZONTAL RESULT

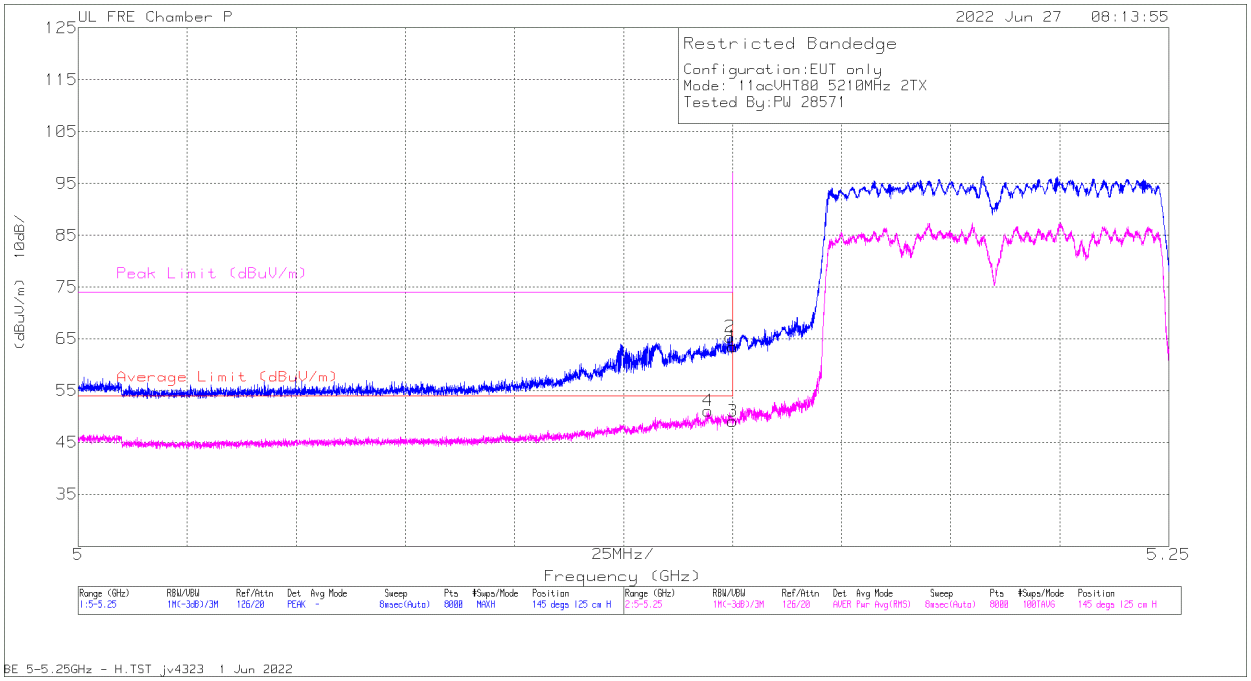

Marker	Frequency (GHz)	Meter Reading (dBuV)	Det	AF 41112 (dB/m)	Amp/Cbl/Fltr/Pad (dB)	DC Corr (dB)	Corrected Reading (dBuV/m)	Average Limit (dBuV/m)	Margin (dB)	Peak Limit (dBuV/m)	PK Margin (dB)	Azimuth (Degs)	Height (cm)	Polarity
1	5.15	59.13	Pk	34.4	-30.1	0	63.43	-	-	74	-10.57	145	125	H
2	5.149457	60.98	Pk	34.4	-30	0	65.38	-	-	74	-8.62	145	125	H
3	5.15	43.66	RMS	34.4	-30.1	1.25	49.21	54	-4.79	-	-	145	125	H
4	5.144362	45.7	RMS	34.4	-30.1	1.25	51.25	54	-2.75	-	-	145	125	H

Pk - Peak detector
RMS - RMS detection

UL VERIFICATION SERVICES
47173 Benicia Street, Fremont, CA 94538; USA TEL:(510) 319-4000 FAX:(510) 661-0888
This report shall not be reproduced except in full, without the written approval of UL VERIFICATION SERVICES

VERTICAL RESULT

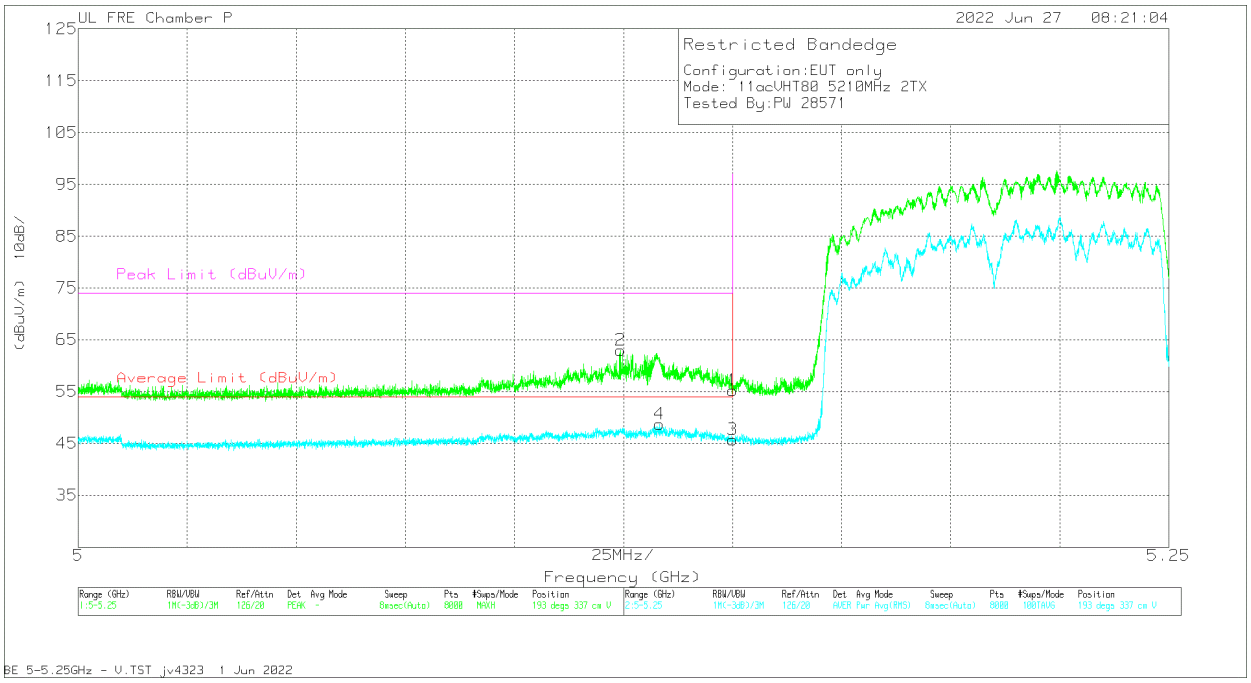

Marker	Frequency (GHz)	Meter Reading (dBuV)	Det	AF 41112 (dB/m)	Amp/Cbl/Fltr/Pad (dB)	DC Corr (dB)	Corrected Reading (dBuV/m)	Average Limit (dBuV/m)	Margin (dB)	Peak Limit (dBuV/m)	PK Margin (dB)	Azimuth (Degs)	Height (cm)	Polarity
1	5.15	50.9	Pk	34.4	-30.1	0	55.2	-	-	74	-18.8	193	337	V
2	5.124328	58.76	Pk	34.4	-30.2	0	62.96	-	-	74	-11.04	193	337	V
3	5.15	40.32	RMS	34.4	-30.1	1.25	45.87	54	-8.29	-	-	193	337	V
4	5.133298	43.37	RMS	34.4	-30.1	1.25	48.95	54	-5.05	-	-	193	337	V

Pk - Peak detector
RMS - RMS detection

UL VERIFICATION SERVICES
47173 Benicia Street, Fremont, CA 94538; USA TEL:(510) 319-4000 FAX:(510) 661-0888
This report shall not be reproduced except in full, without the written approval of UL VERIFICATION SERVICES

HARMONICS AND SPURIOUS EMISSIONS

MID CHANNEL RESULTS

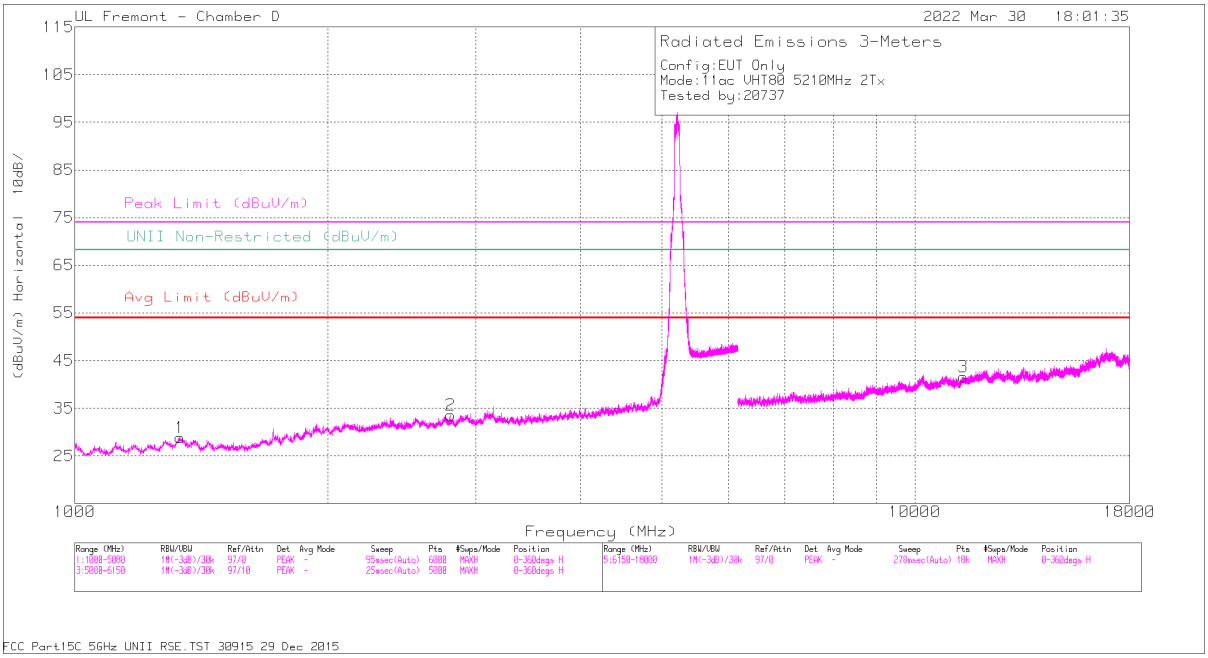

HORIZONTAL

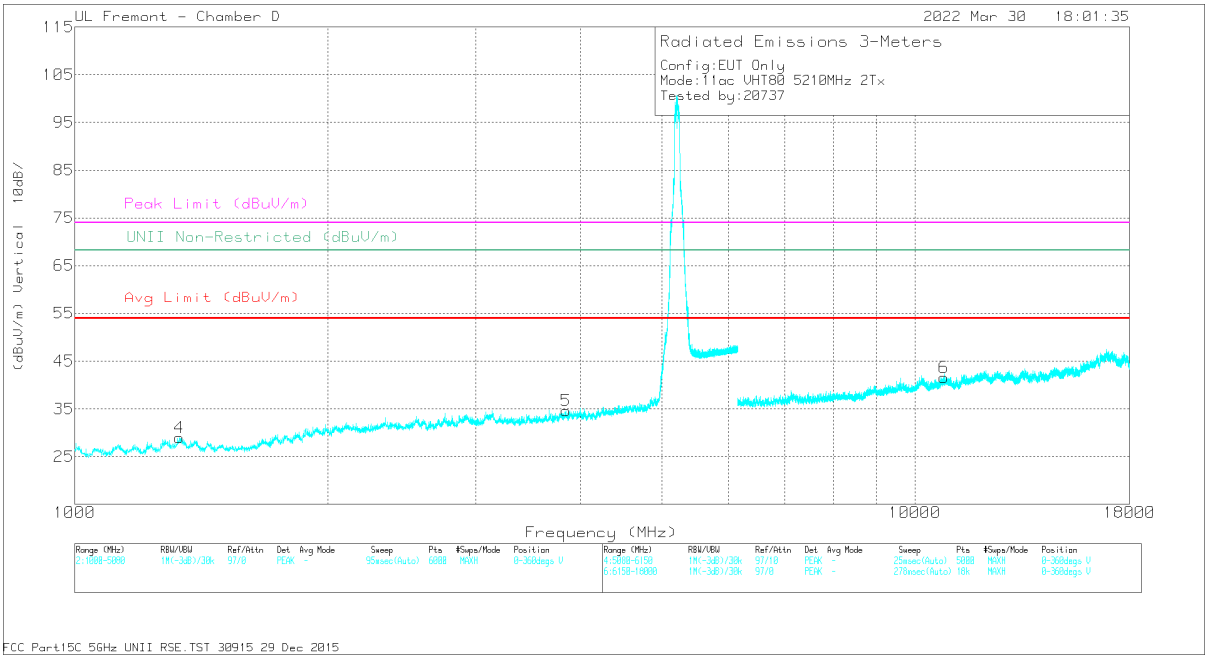

VERTICAL

UL VERIFICATION SERVICES
47173 Benicia Street, Fremont, CA 94538; USA TEL:(510) 319-4000 FAX:(510) 661-0888
This report shall not be reproduced except in full, without the written approval of UL VERIFICATION SERVICES

RADIATED EMISSIONS

Marker	Frequency (MHz)	Meter Reading (dBuV)	Det	200786 ACF (dB/m)	Amp/Cbl/ Fltr/Pad (dB)	DC Corr (dB)	Corrected Reading (dBuV/m)	Avg Limit (dBuV/m)	Margin (dB)	Peak Limit (dBuV/m)	PK Margin (dB)	Azimuth (Degs)	Height (cm)	Polarity
1	* 1334.793	41.33	PK-U	29	-31.6	0	38.73	-	-	74	-35.27	183	125	H
	* 1334.148	29.87	ADR	29	-31.6	0.4	27.67	54	-26.33	-	-	183	125	H
2	* 2801.097	39.84	PK-U	32.3	-29.8	0	42.34	-	-	74	-31.66	207	251	H
	* 2800.371	28.44	ADR	32.3	-29.8	0.4	31.34	54	-22.66	-	-	207	251	H
3	* 11416.694	34.62	PK-U	38.1	-22	0	50.72	-	-	74	-23.28	192	101	H
	* 11418.124	23.23	ADR	38.1	-22	0.4	39.73	54	-14.27	-	-	192	101	H
4	* 1330.404	41.24	PK-U	29	-31.6	0	38.64	-	-	74	-35.36	144	163	V
	* 1332.035	30.07	ADR	29	-31.6	0.4	27.87	54	-26.13	-	-	144	163	V
5	* 3842.075	39.68	PK-U	33.6	-28.9	0	44.38	-	-	74	-29.62	192	266	V
	* 3839.197	27.79	ADR	33.5	-28.9	0.4	32.79	54	-21.21	-	-	192	266	V
6	* 10824.123	35.25	PK-U	37.8	-21.5	0	51.55	-	-	74	-22.45	106	168	V
	* 10826.929	23.29	ADR	37.7	-21.5	0.4	39.89	54	-14.11	-	-	106	168	V

* - indicates frequency in CFR47 Pt 15 / IC RSS-Restricted Band
PK-U - U-NII: Maximum Peak
ADR - U-NII AD primary method, RMS average

UL VERIFICATION SERVICES
47173 Benicia Street, Fremont, CA 94538; USA TEL:(510) 319-4000 FAX:(510) 661-0888
This report shall not be reproduced except in full, without the written approval of UL VERIFICATION SERVICES

1.1.4. TX ABOVE 1 GHz 802.11ax HE20 MODE IN THE 5.2GHz BAND

1TX Antenna 6 MODE: 26-Tones, RU Index 0

BANDEDGE (LOW CHANNEL)

HORIZONTAL RESULT

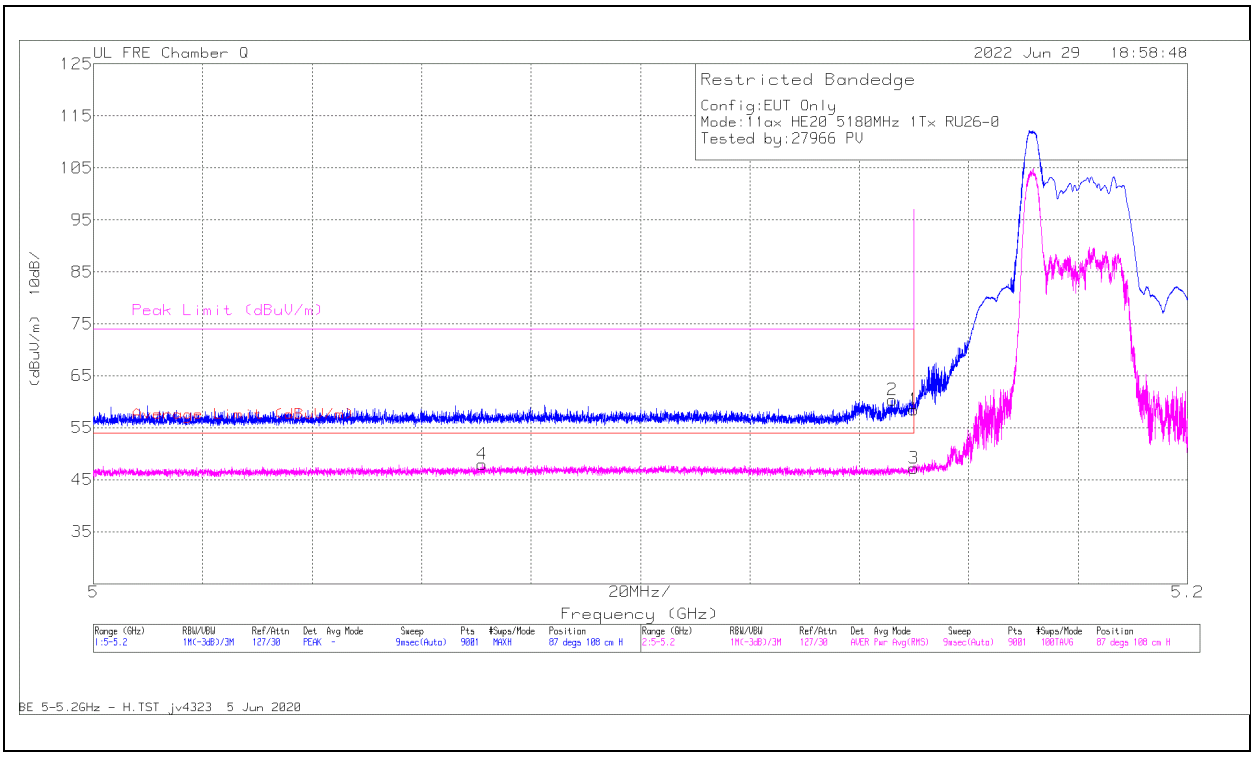

Marker	Frequency (GHz)	Meter Reading (dBuV)	Det	AF 200895 (dB/m)	Amp/Cbl/Fltr/Pad (dB)	DC Corr (dB)	Corrected Reading (dBuV/m)	Average Limit (dBuV/m)	Margin (dB)	Peak Limit (dBuV/m)	PK Margin (dB)	Azimuth (Degs)	Height (cm)	Polarity
1	5.15	55.62	Pk	34.3	-31.4	0	58.52	-	-	74	-15.48	87	108	H
2	5.146043	57.5	Pk	34.3	-31.4	0	60.4	-	-	74	-13.6	87	108	H
3	5.15	43.78	RMS	34.3	-31.4	0.46	47.14	54	-6.86	-	-	87	108	H
4	5.070999	44.79	RMS	34.2	-31.6	0.46	47.85	54	-6.15	-	-	87	108	H

Pk - Peak detector
RMS - RMS detection

UL VERIFICATION SERVICES
47173 Benicia Street, Fremont, CA 94538; USA TEL:(510) 319-4000 FAX:(510) 661-0888
This report shall not be reproduced except in full, without the written approval of UL VERIFICATION SERVICES

VERTICAL RESULT

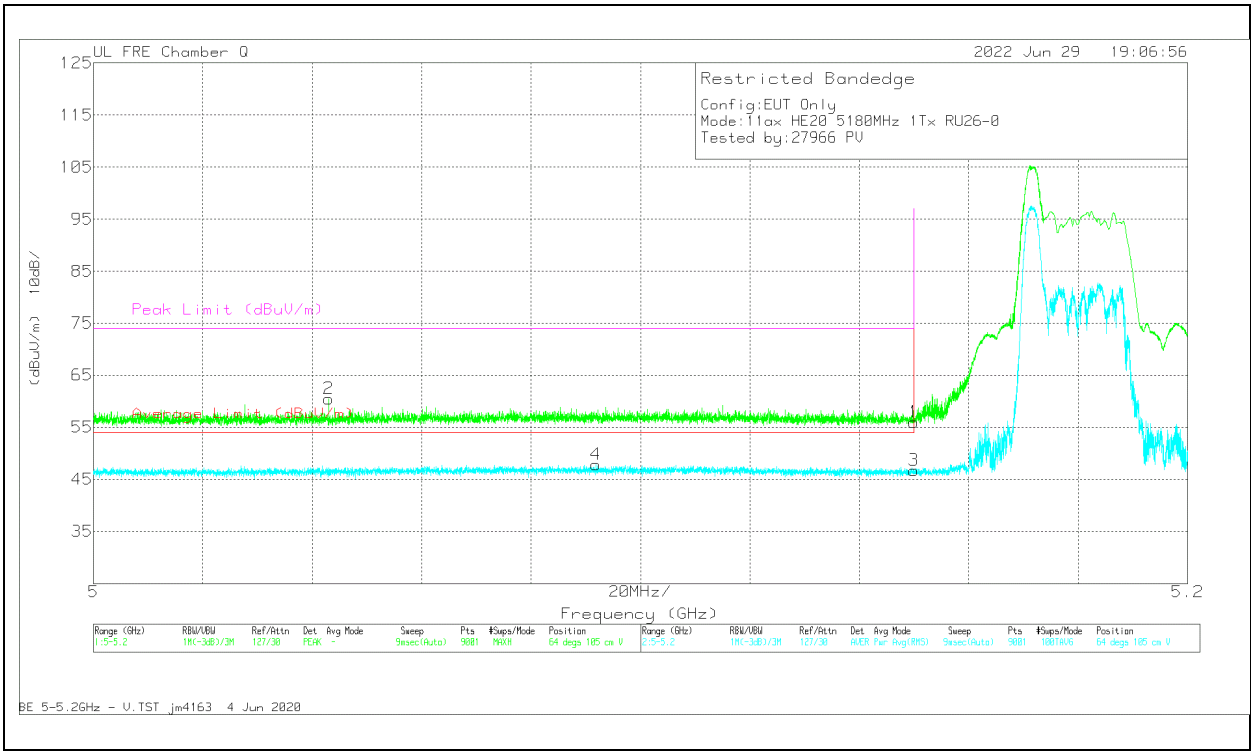

Marker	Frequency (GHz)	Meter Reading (dBuV)	Det	AF 200895 (dB/m)	Amp/Cbl/Fltr/Pad (dB)	DC Corr (dB)	Corrected Reading (dBuV/m)	Average Limit (dBuV/m)	Margin (dB)	Peak Limit (dBuV/m)	PK Margin (dB)	Azimuth (Degs)	Height (cm)	Polarity
1	5.15	53.11	Pk	34.3	-31.4	0	56.01	-	-	74	-17.99	64	105	V
2	5.043022	58.03	Pk	34.1	-31.6	0	60.53	-	-	74	-13.47	64	105	V
3	5.15	43.27	RMS	34.3	-31.4	0.46	46.63	54	-7.37	-	-	64	105	V
4	5.091821	44.62	RMS	34.2	-31.5	0.46	47.78	54	-6.22	-	-	64	105	V

Pk - Peak detector
RMS - RMS detection

UL VERIFICATION SERVICES
47173 Benicia Street, Fremont, CA 94538; USA TEL:(510) 319-4000 FAX:(510) 661-0888
This report shall not be reproduced except in full, without the written approval of UL VERIFICATION SERVICES

1TX Antenna 6 MODE: SU, Single User

BANDEDGE (LOW CHANNEL)

HORIZONTAL RESULT

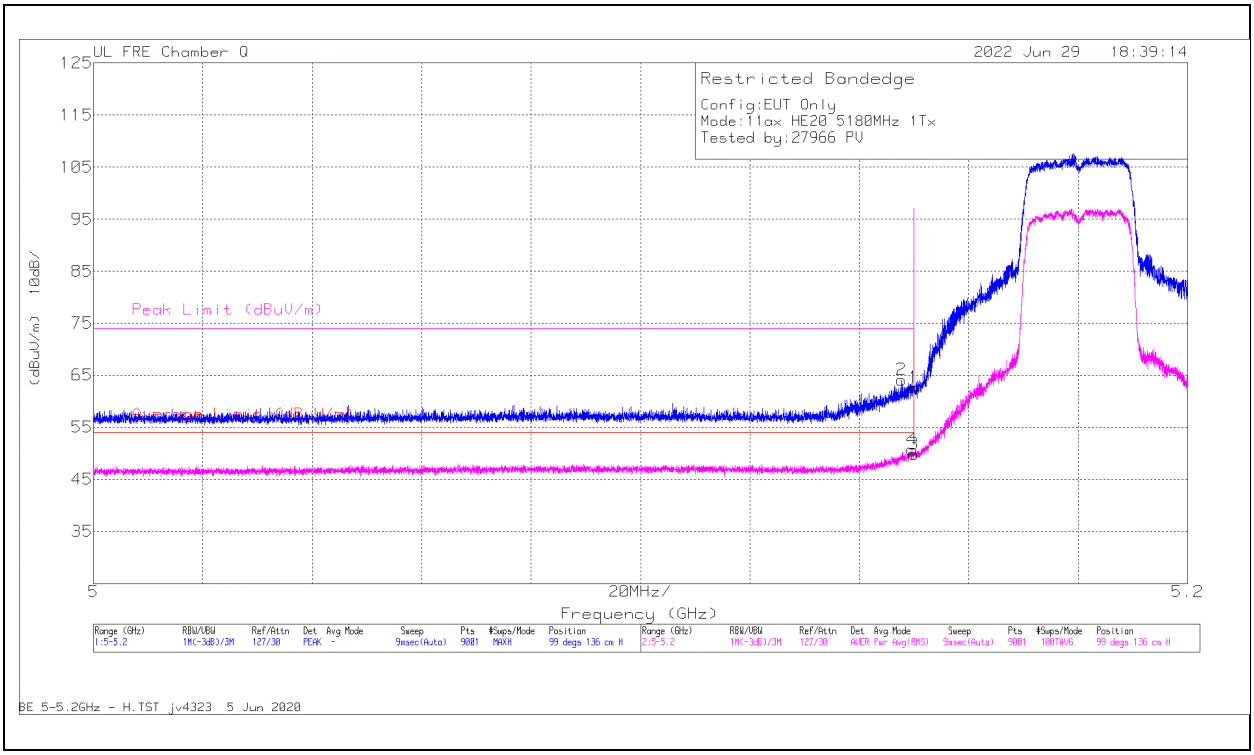

Marker	Frequency (GHz)	Meter Reading (dBuV)	Det	AF 200895 (dB/m)	Amp/Cbl/Fltr/Pad (dB)	DC Corr (dB)	Corrected Reading (dBuV/m)	Average Limit (dBuV/m)	Margin (dB)	Peak Limit (dBuV/m)	PK Margin (dB)	Azimuth (Degs)	Height (cm)	Polarity
1	5.15	59.74	Pk	34.3	-31.4	0	62.64	-	-	74	-11.36	99	136	H
2	5.147687	61.23	Pk	34.3	-31.4	0	64.13	-	-	74	-9.87	99	136	H
3	5.15	46.29	RMS	34.3	-31.4	0.65	49.84	54	-4.16	-	-	99	136	H
4	5.149665	47.18	RMS	34.3	-31.4	0.65	50.73	54	-3.27	-	-	99	136	H

Pk - Peak detector
RMS - RMS detection

UL VERIFICATION SERVICES
47173 Benicia Street, Fremont, CA 94538; USA TEL:(510) 319-4000 FAX:(510) 661-0888
This report shall not be reproduced except in full, without the written approval of UL VERIFICATION SERVICES

VERTICAL RESULT

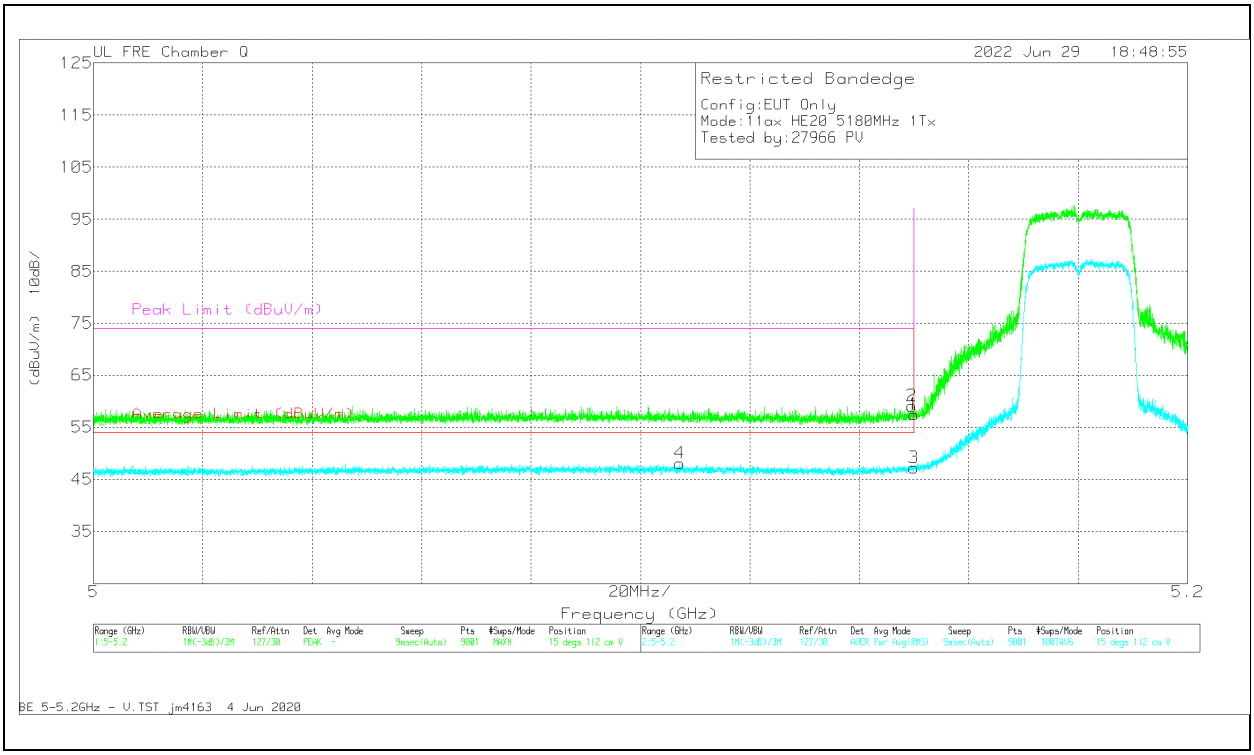

Marker	Frequency (GHz)	Meter Reading (dBuV)	Det	AF 200895 (dB/m)	Amp/Cbl/Fltr/Pad (dB)	DC Corr (dB)	Corrected Reading (dBuV/m)	Average Limit (dBuV/m)	Margin (dB)	Peak Limit (dBuV/m)	PK Margin (dB)	Azimuth (Degs)	Height (cm)	Polarity
1	5.15	54.56	Pk	34.3	-31.4	0	57.46	-	-	74	-16.54	15	112	V
2	5.149621	56.22	Pk	34.3	-31.4	0	59.12	-	-	74	-14.88	15	112	V
3	5.15	43.68	RMS	34.3	-31.4	0.65	47.23	54	-6.77	-	-	15	112	V
4	5.107154	44.85	RMS	34.2	-31.5	0.65	48.20	54	-5.80	-	-	15	112	V

Pk - Peak detector
RMS - RMS detection

UL VERIFICATION SERVICES
47173 Benicia Street, Fremont, CA 94538; USA TEL:(510) 319-4000 FAX:(510) 661-0888
This report shall not be reproduced except in full, without the written approval of UL VERIFICATION SERVICES

1TX Antenna 5 MODE: 26-Tones, RU Index 0

BANDEDGE (LOW CHANNEL)

HORIZONTAL RESULT

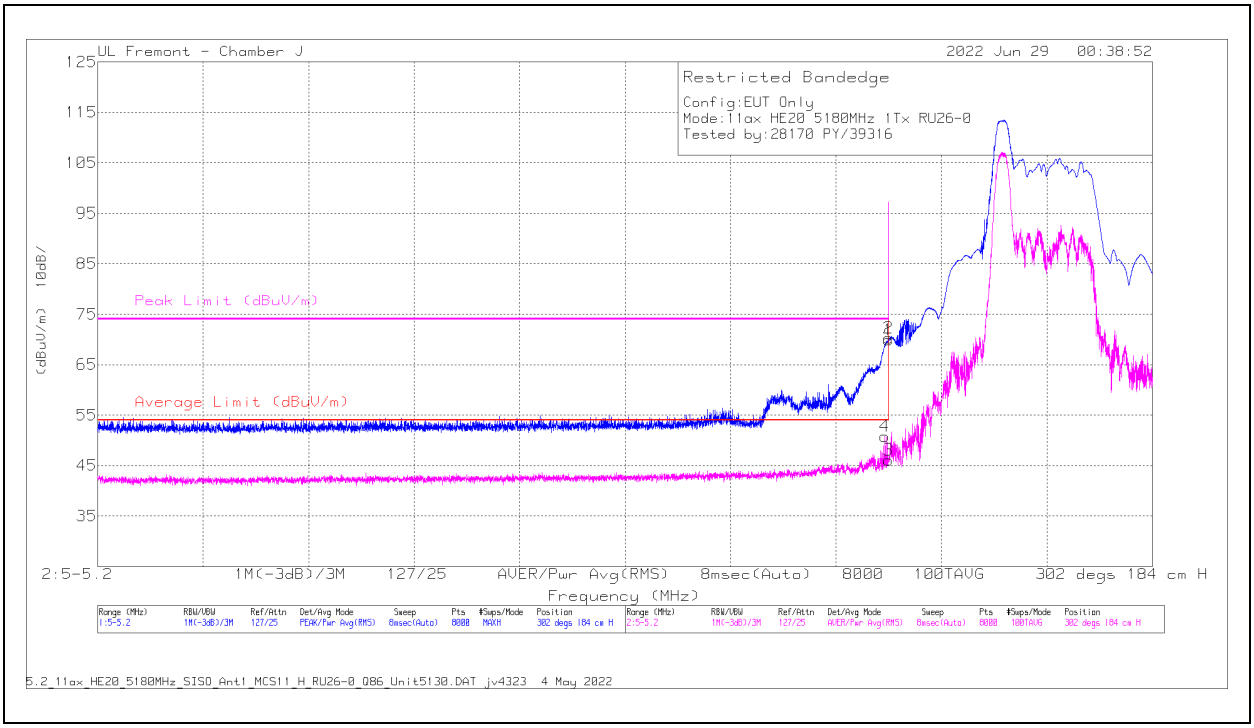

Marker	Frequency (MHz)	Meter Reading (dBuV)	Det	AF 206806 (dB/m)	Amp/Cbl/Flter/Pad (dB)	DC Corr (dB)	Corrected Reading (dBuV/m)	Average Limit (dBuV/m)	Margin (dB)	Peak Limit (dBuV/m)	PK Margin (dB)	Azimuth (Degs)	Height (cm)	Polarity
1	* 5150	73.29	Pk	34.4	-37.8	0	69.89	-	-	74	-4.11	302	184	H
2	* 5149.968	73.59	Pk	34.4	-37.7	0	70.29	-	-	74	-3.71	302	184	H
3	* 5150	48.98	RMS	34.4	-37.8	0.46	46.04	54	-7.96	-	-	302	184	H
4	* 5149.293	53.56	RMS	34.4	-37.7	0.46	50.72	54	-3.28	-	-	302	184	H

* - indicates frequency in CFR47 Pt 15 / IC RSS-Restricted Band
Pk - Peak detector
RMS - RMS detection

UL VERIFICATION SERVICES
47173 Benicia Street, Fremont, CA 94538; USA TEL:(510) 319-4000 FAX:(510) 661-0888
This report shall not be reproduced except in full, without the written approval of UL VERIFICATION SERVICES

VERTICAL RESULT

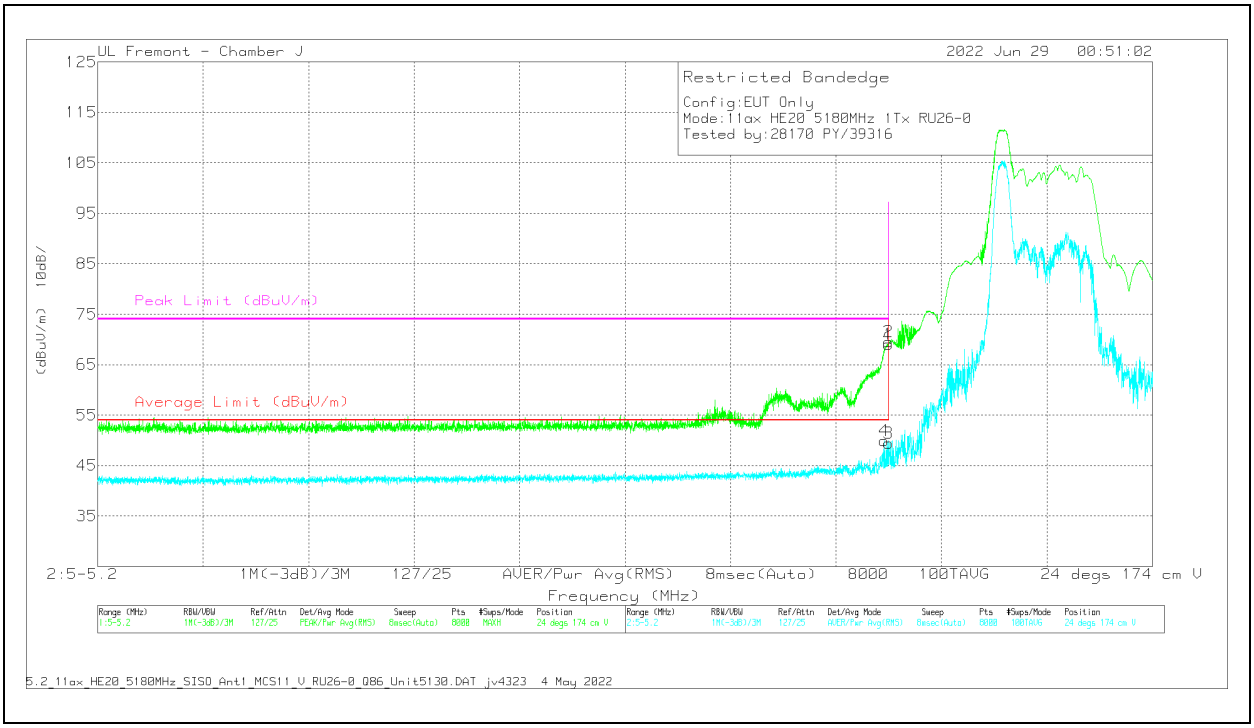

Marker	Frequency (MHz)	Meter Reading (dBuV)	Det	AF 206806 (dB/m)	Amp/Cbl/Filter/Pad (dB)	DC Corr (dB)	Corrected Reading (dBuV/m)	Average Limit (dBuV/m)	Margin (dB)	Peak Limit (dBuV/m)	PK Margin (dB)	Azimuth (Degs)	Height (cm)	Polarity
1	* 5150	72.47	Pk	34.4	-37.8	0	69.07	-	-	74	-4.93	24	174	V
2	* 5149.943	72.85	Pk	34.4	-37.7	0	69.55	-	-	74	-4.45	24	174	V
3	* 5150	52.37	RMS	34.4	-37.8	0.46	49.43	54	-4.57	-	-	24	174	V
4	* 5149.118	52.76	RMS	34.4	-37.7	0.46	49.92	54	-4.08	-	-	24	174	V

* - indicates frequency in CFR47 Pt 15 / IC RSS-Restricted Band
Pk - Peak detector
RMS - RMS detection

UL VERIFICATION SERVICES
47173 Benicia Street, Fremont, CA 94538; USA TEL:(510) 319-4000 FAX:(510) 661-0888
This report shall not be reproduced except in full, without the written approval of UL VERIFICATION SERVICES

1TX Antenna 5 MODE: SU, Single User

BANDEDGE (LOW CHANNEL)

HORIZONTAL RESULT

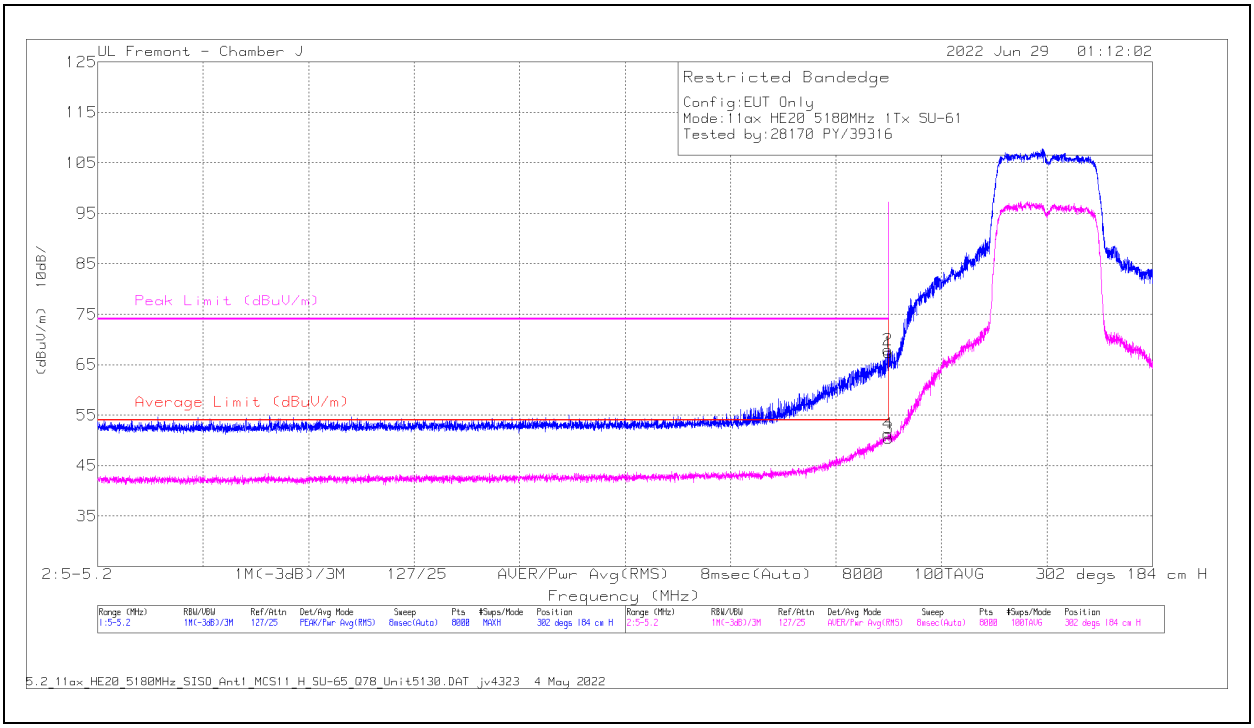

Marker	Frequency (MHz)	Meter Reading (dBuV)	Det	AF 206806 (dB/m)	Amp/Cbl/Fltr/Pad (dB)	DC Corr (dB)	Corrected Reading (dBuV/m)	Average Limit (dBuV/m)	Margin (dB)	Peak Limit (dBuV/m)	PK Margin (dB)	Azimuth (Degs)	Height (cm)	Polarity
1	* 5150	70.79	Pk	34.4	-37.8	0	67.39	-	-	74	-6.61	302	184	H
2	* 5149.868	71.23	Pk	34.4	-37.7	0	67.93	-	-	74	-6.07	302	184	H
3	* 5150	53.23	RMS	34.4	-37.8	0.65	50.48	54	-3.52	-	-	302	184	H
4	* 5149.818	54.04	RMS	34.4	-37.7	0.65	51.39	54	-2.61	-	-	302	184	H

* - indicates frequency in CFR47 Pt 15 / IC RSS-Restricted Band
Pk - Peak detector
RMS - RMS detection

UL VERIFICATION SERVICES
47173 Benicia Street, Fremont, CA 94538; USA TEL:(510) 319-4000 FAX:(510) 661-0888
This report shall not be reproduced except in full, without the written approval of UL VERIFICATION SERVICES

VERTICAL RESULT

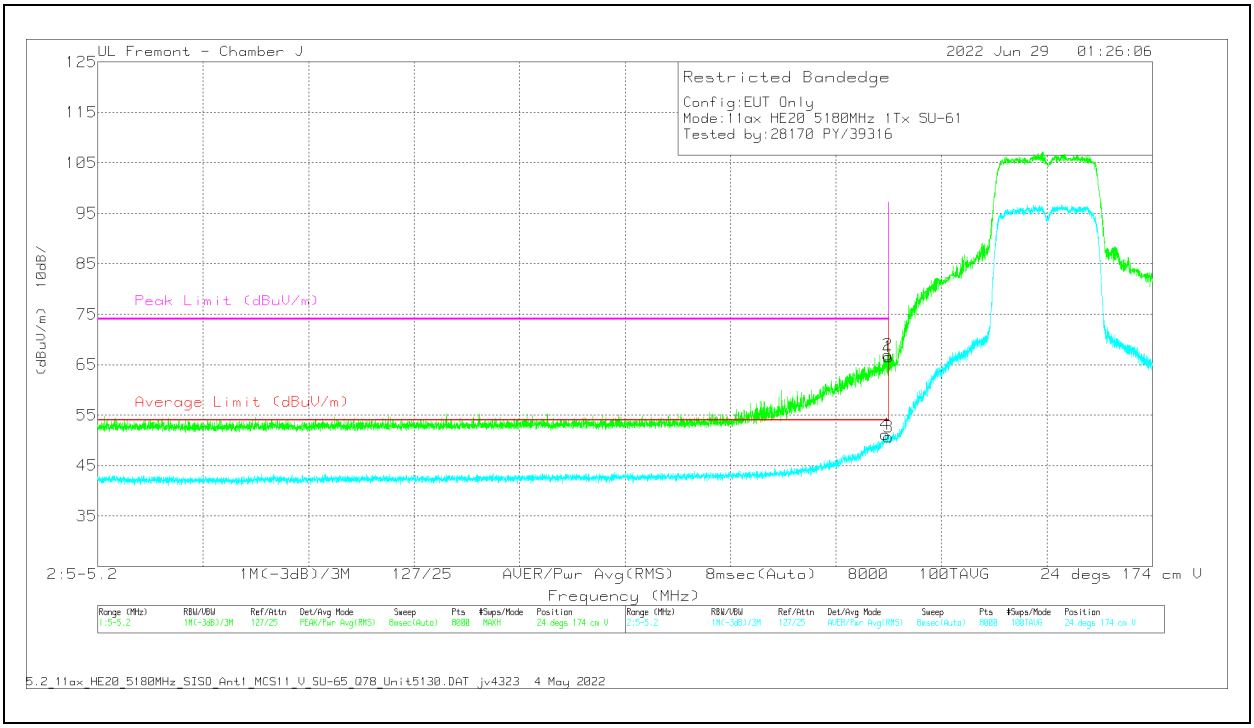

Marker	Frequency (MHz)	Meter Reading (dBuV)	Det	AF 206806 (dB/m)	Amp/Cbl/Fltr/Pad (dB)	DC Corr (dB)	Corrected Reading (dBuV/m)	Average Limit (dBuV/m)	Margin (dB)	Peak Limit (dBuV/m)	PK Margin (dB)	Azimuth (Degs)	Height (cm)	Polarity
1	* 5150	69.92	Pk	34.4	-37.8	0	66.52	-	-	74	-7.48	24	174	V
2	* 5149.818	70.23	Pk	34.4	-37.7	0	66.93	-	-	74	-7.07	24	174	V
3	* 5150	53.47	RMS	34.4	-37.8	0.65	50.72	54	-3.28	-	-	24	174	V
4	* 5149.318	53.85	RMS	34.4	-37.7	0.65	51.20	54	-2.80	-	-	24	174	V

* - indicates frequency in CFR47 Pt 15 / IC RSS-Restricted Band
Pk - Peak detector
RMS - RMS detection

UL VERIFICATION SERVICES
47173 Benicia Street, Fremont, CA 94538; USA TEL:(510) 319-4000 FAX:(510) 661-0888
This report shall not be reproduced except in full, without the written approval of UL VERIFICATION SERVICES

2TX Antenna 6 + Antenna 5 OFDMA MODE: 26-Tones, RU Index 0

BANDEDGE (LOW CHANNEL)

HORIZONTAL RESULT

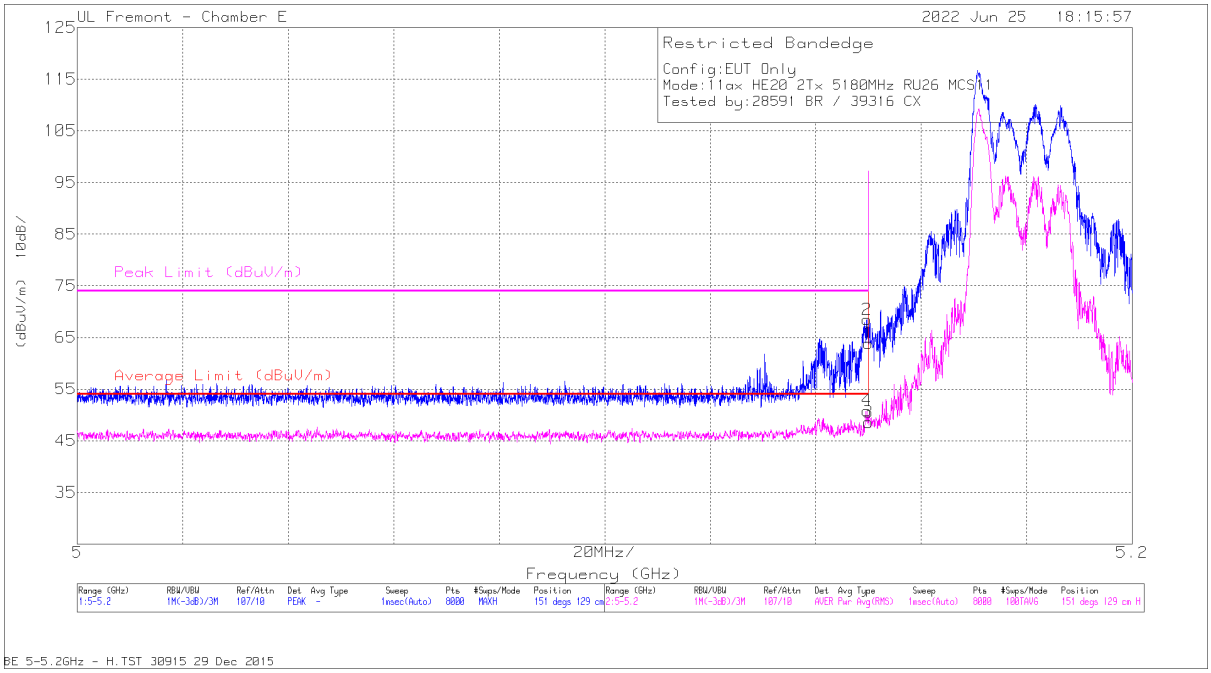

Marker	Frequency (GHz)	Meter Reading (dBuV)	Det	200897 ACF (dB/m)	Amp/Cbl/Pad (dB)	DC Corr (dB)	Corrected Reading (dBuV/m)	Average Limit (dBuV/m)	Margin (dB)	Peak Limit (dBuV/m)	PK Margin (dB)	Azimuth (Degs)	Height (cm)	Polarity
1	* 5.15	50.79	Pk	34.5	-21.4	0	63.89	-	-	74	-10.11	151	129	H
2	* 5.149743	55.35	Pk	34.5	-21.4	0	68.45	-	-	74	-5.55	151	129	H
3	* 5.15	34.89	RMS	34.5	-21.4	0.46	48.45	54	-5.55	-	-	151	129	H
4	* 5.149718	37.16	RMS	34.5	-21.4	0.46	50.72	54	-3.28	-	-	151	129	H

* - indicates frequency in CFR47 Pt 15 / IC RSS-Restricted Band
Pk - Peak detector
RMS - RMS detection

UL VERIFICATION SERVICES
47173 Benicia Street, Fremont, CA 94538; USA TEL:(510) 319-4000 FAX:(510) 661-0888
This report shall not be reproduced except in full, without the written approval of UL VERIFICATION SERVICES

VERTICAL RESULT

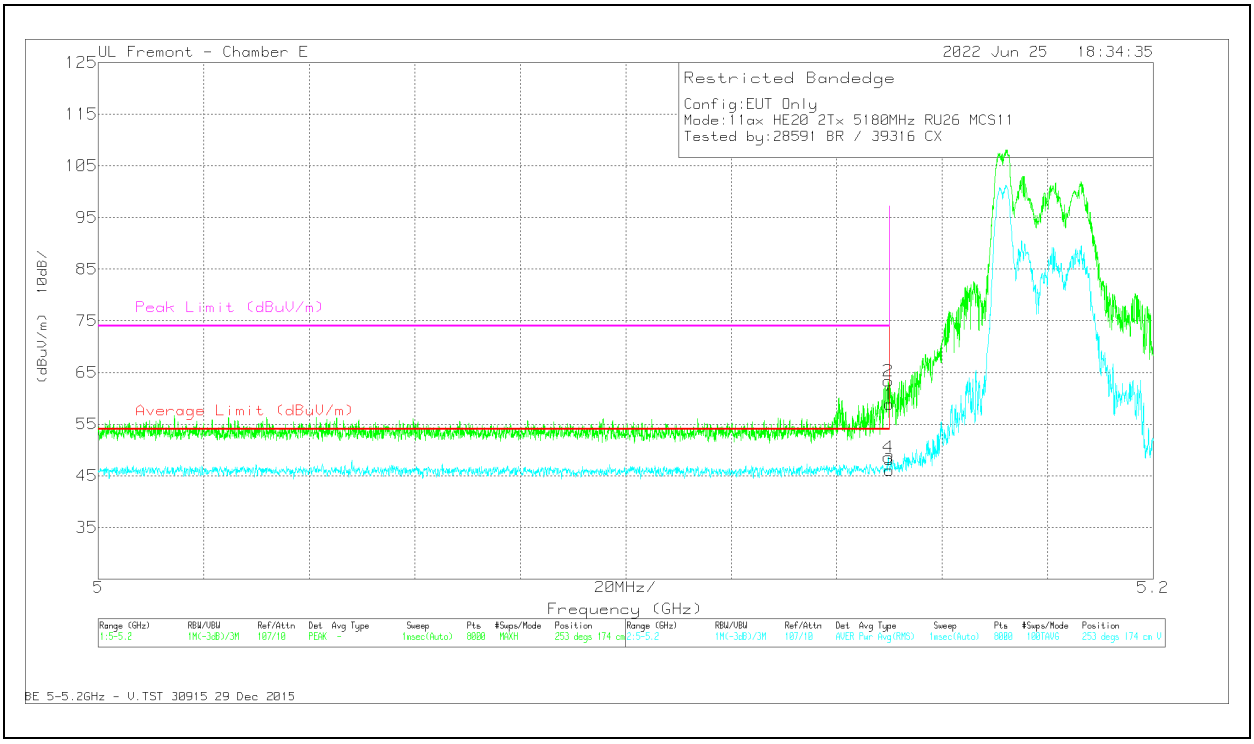

Marker	Frequency (GHz)	Meter Reading (dBuV)	Det	200897 ACF (dB/m)	Amp/Cbl/Pad (dB)	DC Corr (dB)	Corrected Reading (dBuV/m)	Average Limit (dBuV/m)	Margin (dB)	Peak Limit (dBuV/m)	PK Margin (dB)	Azimuth (Degs)	Height (cm)	Polarity
1	* 5.15	45.74	Pk	34.5	-21.4	0	58.84	-	-	74	-15.16	253	174	V
2	* 5.149768	50.23	Pk	34.5	-21.4	0	63.33	-	-	74	-10.67	253	174	V
3	* 5.15	32.42	RMS	34.5	-21.4	0.46	45.98	54	-8.02	-	-	253	174	V
4	* 5.149793	34.89	RMS	34.5	-21.4	0.46	48.45	54	-5.55	-	-	253	174	V

* - indicates frequency in CFR47 Pt 15 / IC RSS-Restricted Band
Pk - Peak detector
RMS - RMS detection

UL VERIFICATION SERVICES
47173 Benicia Street, Fremont, CA 94538; USA TEL:(510) 319-4000 FAX:(510) 661-0888
This report shall not be reproduced except in full, without the written approval of UL VERIFICATION SERVICES

HARMONICS AND SPURIOUS EMISSIONS

LOW CHANNEL RESULTS

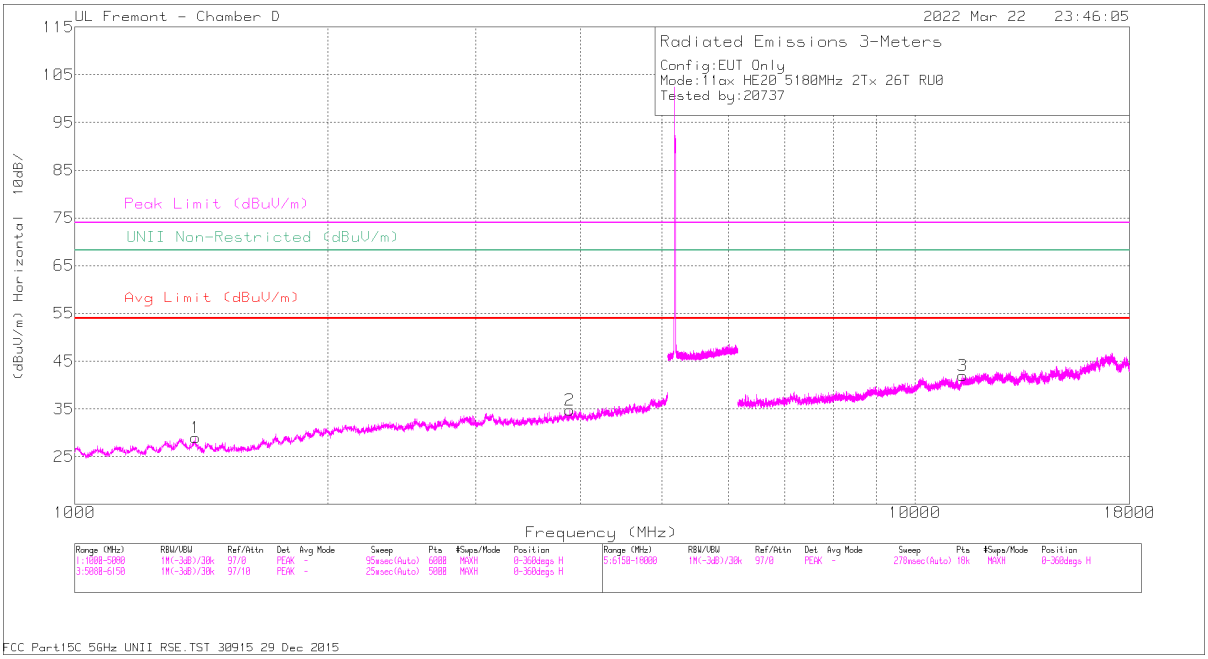

HORIZONTAL

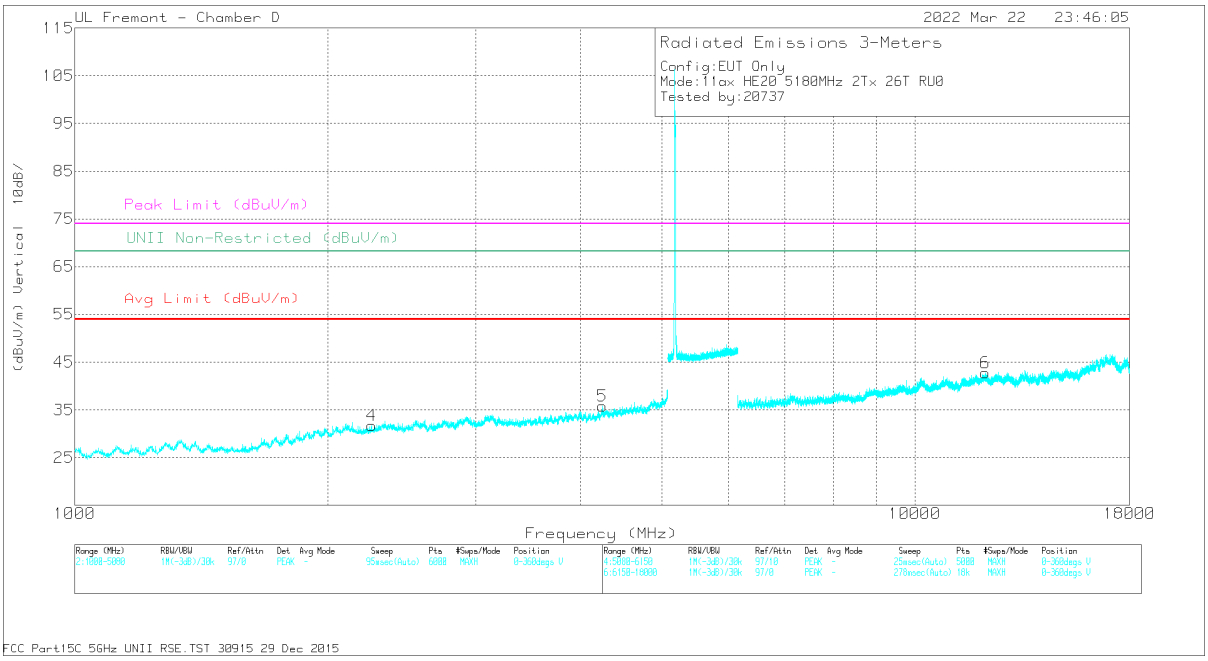

VERTICAL

UL VERIFICATION SERVICES
47173 Benicia Street, Fremont, CA 94538; USA TEL:(510) 319-4000 FAX:(510) 661-0888
This report shall not be reproduced except in full, without the written approval of UL VERIFICATION SERVICES

RADIATED EMISSIONS

Marker	Frequency (MHz)	Meter Reading (dBuV)	Det	200786 ACF (dB/m)	Amp/Cbl/Fltr/Pad (dB)	Corrected Reading (dBuV/m)	Avg Limit (dBuV/m)	Margin (dB)	Peak Limit (dBuV/m)	PK Margin (dB)	Azimuth (Degs)	Height (cm)	Polarity
1	* 1394.366	41.36	PK-U	28.3	-31.4	38.26	-	-	74	-35.74	41	123	H
	* 1392.011	29.68	ADR	28.3	-31.4	26.58	54	-27.42	-	-	41	123	H
2	* 3884.387	39.64	PK-U	33.7	-29	44.34	-	-	74	-29.66	152	158	H
	* 3885.57	27.95	ADR	33.7	-29.1	32.55	54	-21.45	-	-	152	158	H
3	* 11401.482	35.08	PK-U	38.1	-22	51.18	-	-	74	-22.82	43	264	H
	* 11402.783	23.18	ADR	38.1	-22	39.28	54	-14.72	-	-	43	264	H
4	* 2255.591	40.56	PK-U	31.6	-30.9	41.26	-	-	74	-32.74	212	101	V
	* 2253.533	28.86	ADR	31.6	-30.9	29.56	54	-24.44	-	-	212	101	V
5	* 4248.635	38.73	PK-U	33.8	-27.7	44.83	-	-	74	-29.17	260	200	V
	* 4248.141	27.14	ADR	33.8	-27.7	33.24	54	-20.76	-	-	260	200	V
6	* 12134.065	35.77	PK-U	39	-22.4	52.37	-	-	74	-21.63	111	130	V
	* 12135.056	24.17	ADR	39	-22.4	40.77	54	-13.23	-	-	111	130	V

* - indicates frequency in CFR47 Pt 15 / IC RSS-Restricted Band
PK-U - U-NII: Maximum Peak
ADR - U-NII AD primary method, RMS average

UL VERIFICATION SERVICES
47173 Benicia Street, Fremont, CA 94538; USA TEL:(510) 319-4000 FAX:(510) 661-0888
This report shall not be reproduced except in full, without the written approval of UL VERIFICATION SERVICES

MID CHANNEL RESULTS

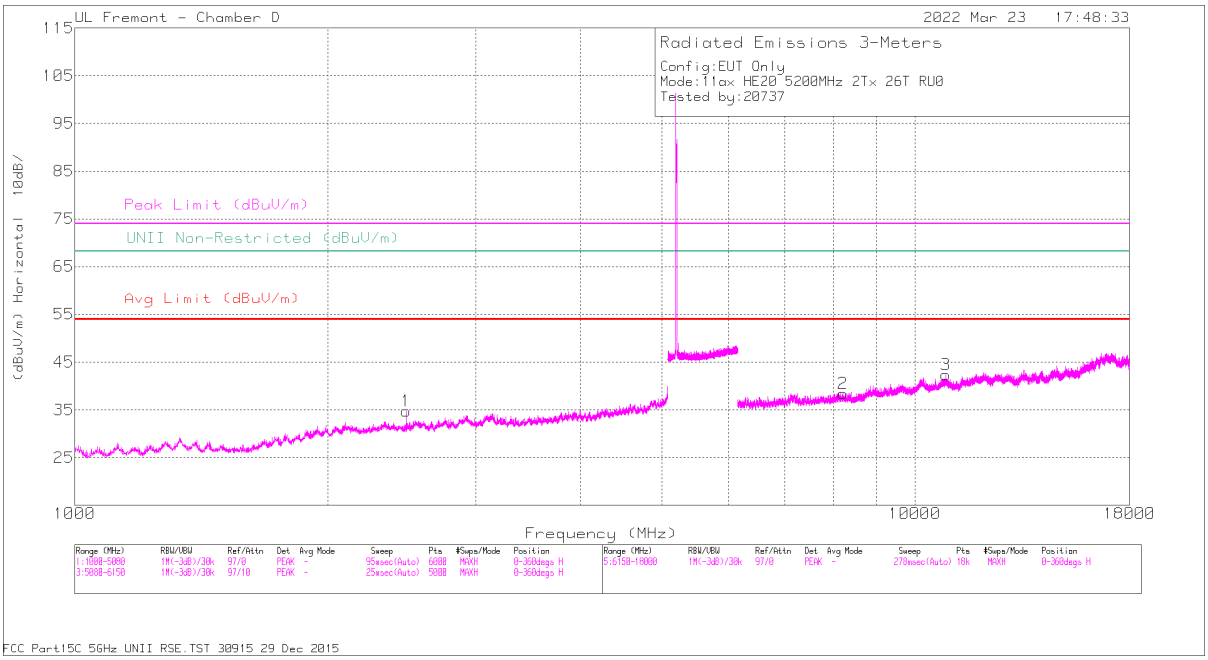

HORIZONTAL

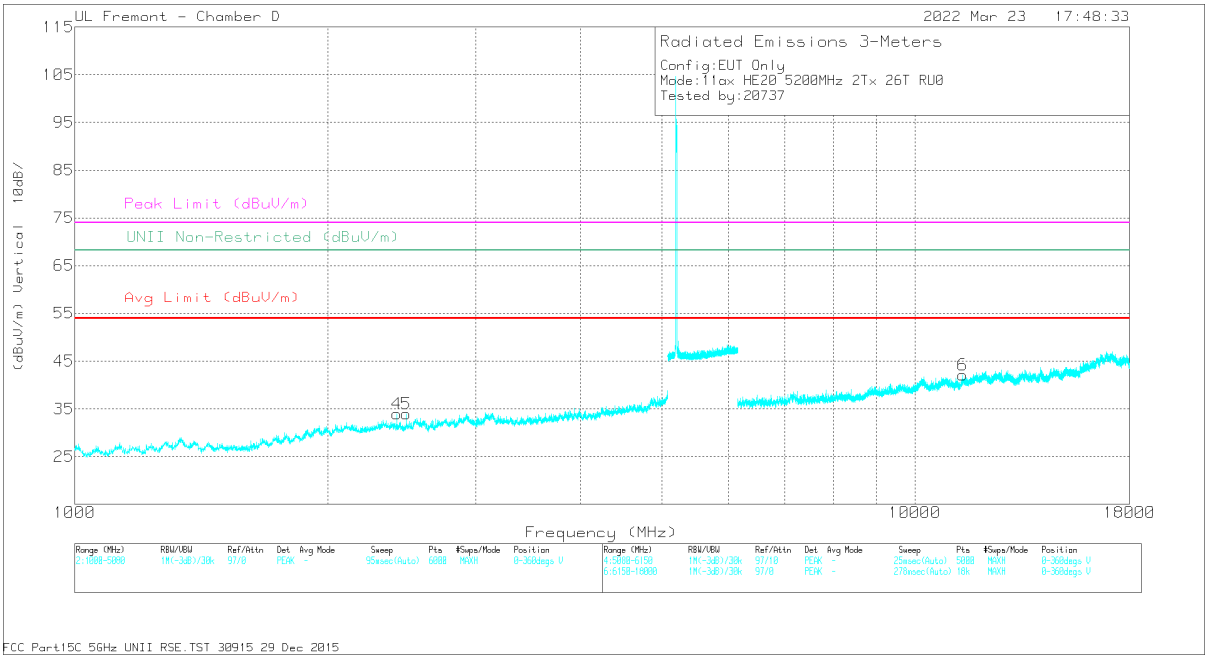

VERTICAL

UL VERIFICATION SERVICES
47173 Benicia Street, Fremont, CA 94538; USA TEL:(510) 319-4000 FAX:(510) 661-0888
This report shall not be reproduced except in full, without the written approval of UL VERIFICATION SERVICES

RADIATED EMISSIONS

Marker	Frequency (MHz)	Meter Reading (dBuV)	Det	200786 ACF (dB/m)	Amp/Cbl /Fltr/Pad (dB)	Corrected Reading (dBuV/m)	Avg Limit (dBuV/m)	Margin (dB)	Peak Limit (dBuV/m)	PK Margin (dB)	UNII Non-Restricted (dBuV/m)	PK Margin (dB)	Azimuth (Degs)	Height (cm)	Polarity
1	2479.406	40.8	PK-U	32	-30.5	42.3	-	-	-	-	68.2	-25.9	268	229	V
2	* 8215.554	37.15	PK-U	36	-25.1	48.05	-	-	74	-25.95	-	-	31	193	H
	* 8219.183	25.69	ADR	36	-25.1	36.59	54	-17.41	-	-	-	-	31	193	H
3	* 10881.595	34.49	PK-U	37.8	-21.6	50.69	-	-	74	-23.31	-	-	144	151	H
	* 10882.556	23.13	ADR	37.8	-21.7	39.23	54	-14.77	-	-	-	-	144	151	H
4	2417.752	40.01	PK-U	32.1	-30.6	41.51	-	-	-	-	68.2	-26.69	205	222	V
5	2480.429	40.82	PK-U	32	-30.5	42.32	-	-	-	-	68.2	-25.88	137	156	H
6	* 11396.968	34.35	PK-U	38.1	-22	50.45	-	-	74	-23.55	-	-	74	200	V
	* 11397.609	22.93	ADR	38.1	-22	39.03	54	-14.97	-	-	-	-	74	200	V

* - indicates frequency in CFR47 Pt 15 / IC RSS-Restricted Band
PK-U - U-NII: Maximum Peak
ADR - U-NII AD primary method, RMS average

UL VERIFICATION SERVICES
47173 Benicia Street, Fremont, CA 94538; USA TEL:(510) 319-4000 FAX:(510) 661-0888
This report shall not be reproduced except in full, without the written approval of UL VERIFICATION SERVICES

HIGH CHANNEL RESULTS

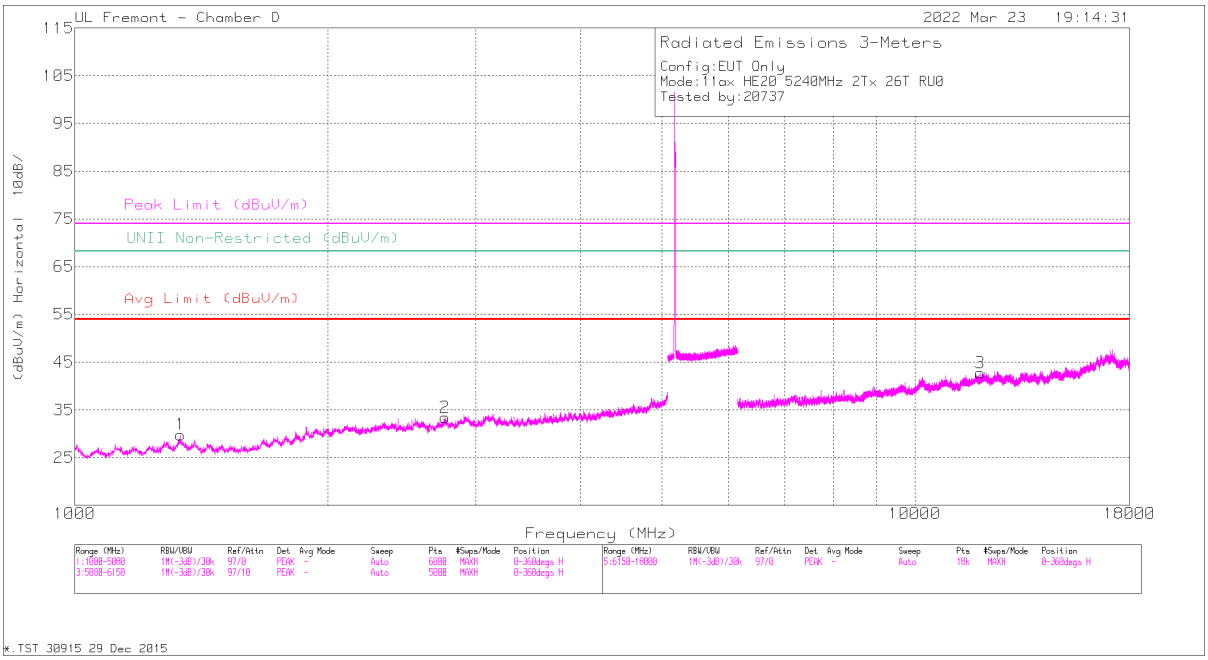

HORIZONTAL

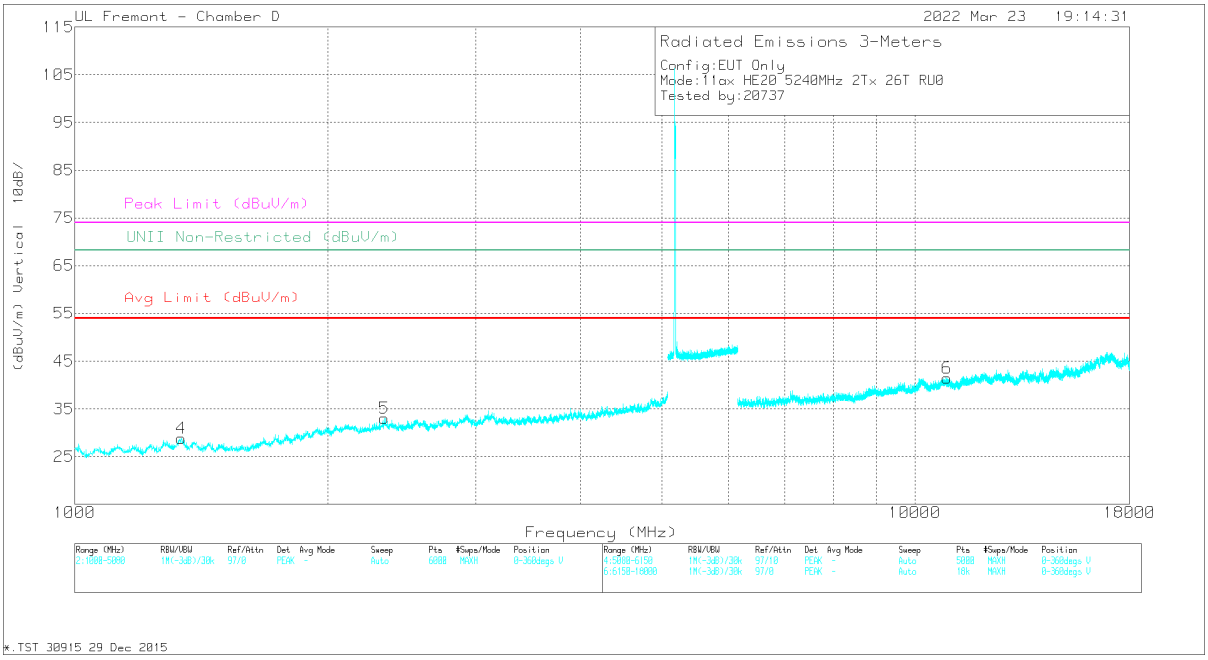

VERTICAL

UL VERIFICATION SERVICES
47173 Benicia Street, Fremont, CA 94538; USA TEL:(510) 319-4000 FAX:(510) 661-0888

This report shall not be reproduced except in full, without the written approval of UL VERIFICATION SERVICES

RADIATED EMISSIONS

Marker	Frequency (MHz)	Meter Reading (dBuV)	Det	200786 ACF (dB/m)	Amp/Cbl/Fltr/Pad (dB)	Corrected Reading (dBuV/m)	Avg Limit (dBuV/m)	Margin (dB)	Peak Limit (dBuV/m)	PK Margin (dB)	Azimuth (Degs)	Height (cm)	Polarity
1	* 1338.512	41.76	PK-U	29.1	-31.5	39.36	-	-	74	-34.64	110	150	H
	* 1334.903	29.85	ADR	29	-31.6	27.25	54	-26.75	-	-	110	150	H
2	* 2757.148	40.3	PK-U	32.6	-29.8	43.1	-	-	74	-30.9	150	101	H
	* 2756.058	28.62	ADR	32.6	-29.9	31.32	54	-22.68	-	-	150	101	H
3	* 11953.927	35.62	PK-U	38.7	-22.7	51.62	-	-	74	-22.38	148	154	H
	* 11952.837	23.58	ADR	38.7	-22.7	39.58	54	-14.42	-	-	148	154	H
4	* 1338.891	41.24	PK-U	29.1	-31.5	38.84	-	-	74	-35.16	211	116	V
	* 1336.126	29.72	ADR	29.1	-31.6	27.22	54	-26.78	-	-	211	116	V
5	* 2336.444	40.56	PK-U	32.3	-30.5	42.36	-	-	74	-31.64	94	243	V
	* 2334.758	28.65	ADR	32.3	-30.4	30.55	54	-23.45	-	-	94	243	V
6	* 10928.814	34.73	PK-U	37.8	-21.8	50.73	-	-	74	-23.27	317	328	V
	* 10929.354	23.24	ADR	37.8	-21.8	39.24	54	-14.76	-	-	317	328	V

* - indicates frequency in CFR47 Pt 15 / IC RSS-Restricted Band
PK-U - U-NII: Maximum Peak
ADR - U-NII AD primary method, RMS average

UL VERIFICATION SERVICES
47173 Benicia Street, Fremont, CA 94538; USA TEL:(510) 319-4000 FAX:(510) 661-0888
This report shall not be reproduced except in full, without the written approval of UL VERIFICATION SERVICES

2TX Antenna 6 + Antenna 5 OFDMA MODE: SU, Single User

BANDEDGE (LOW CHANNEL)

HORIZONTAL RESULT

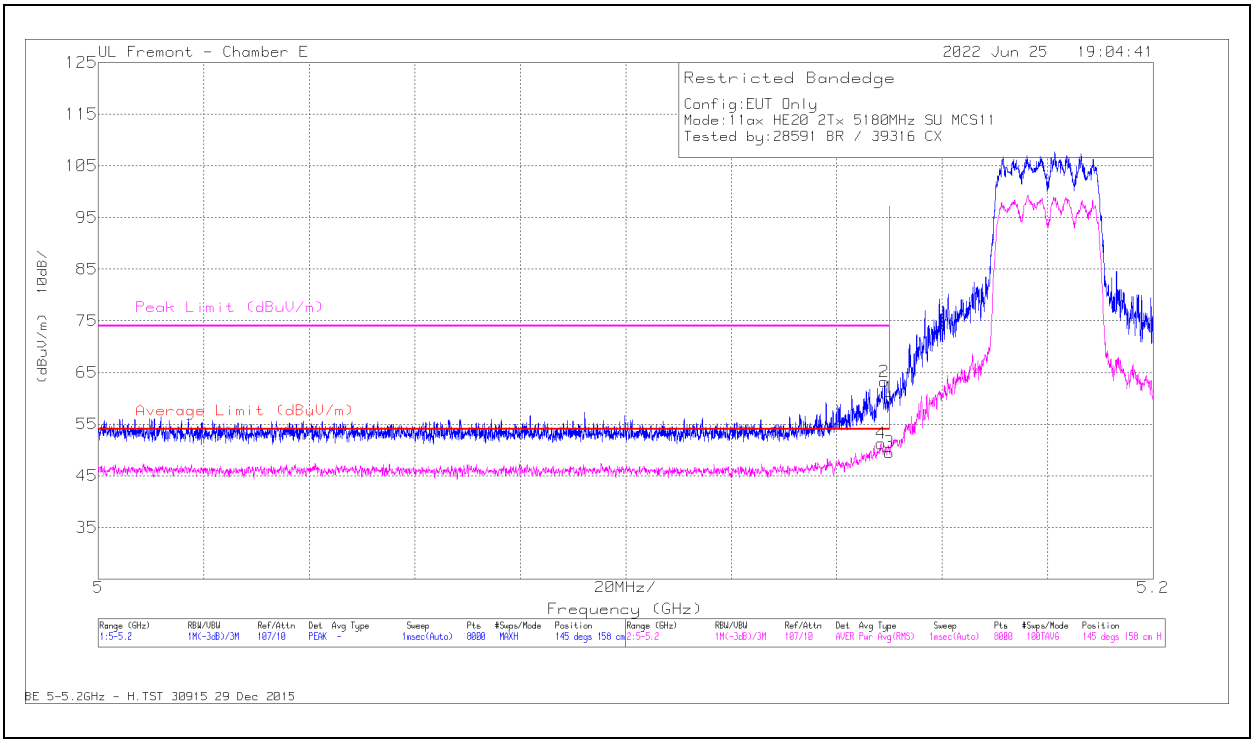

Marker	Frequency (GHz)	Meter Reading (dBuV)	Det	200897 ACF (dB/m)	Amp/Cbl/Pad (dB)	DC Corr (dB)	Corrected Reading (dBuV/m)	Average Limit (dBuV/m)	Margin (dB)	Peak Limit (dBuV/m)	PK Margin (dB)	Azimuth (Degs)	Height (cm)	Polarity
1	* 5.15	46.97	Pk	34.5	-21.4	0	60.07	-	-	74	-13.93	145	158	H
2	* 5.149018	50.13	Pk	34.5	-21.4	0	63.23	-	-	74	-10.77	145	158	H
3	* 5.15	35.7	RMS	34.5	-21.4	0.65	49.45	54	-4.55	-	-	145	158	H
4	* 5.148393	37.48	RMS	34.5	-21.4	0.65	51.23	54	-2.77	-	-	145	158	H

* - indicates frequency in CFR47 Pt 15 / IC RSS-Restricted Band
Pk - Peak detector
RMS - RMS detection

UL VERIFICATION SERVICES
47173 Benicia Street, Fremont, CA 94538; USA TEL:(510) 319-4000 FAX:(510) 661-0888
This report shall not be reproduced except in full, without the written approval of UL VERIFICATION SERVICES

VERTICAL RESULT

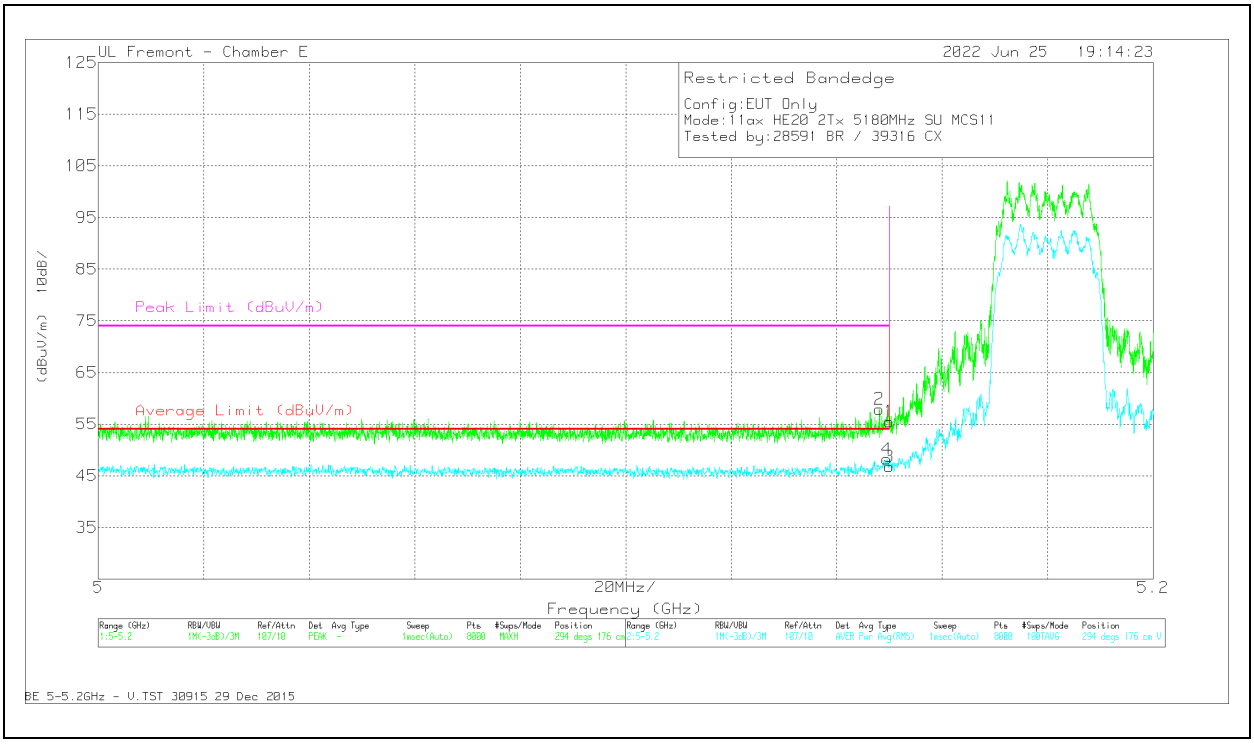

Marker	Frequency (GHz)	Meter Reading (dBuV)	Det	200897 ACF (dB/m)	Amp/Cbl/Pad (dB)	DC Corr (dB)	Corrected Reading (dBuV/m)	Average Limit (dBuV/m)	Margin (dB)	Peak Limit (dBuV/m)	PK Margin (dB)	Azimuth (Degs)	Height (cm)	Polarity
1	* 5.15	42.36	Pk	34.5	-21.4	0	55.46	-	-	74	-18.54	294	176	V
2	* 5.148093	44.78	Pk	34.5	-21.4	0	57.88	-	-	74	-16.12	294	176	V
3	* 5.15	33.01	RMS	34.5	-21.4	0.65	46.76	54	-7.24	-	-	294	176	V
4	* 5.149493	34.46	RMS	34.5	-21.4	0.65	48.21	54	-5.79	-	-	294	176	V

* - indicates frequency in CFR47 Pt 15 / IC RSS-Restricted Band
Pk - Peak detector
RMS - RMS detection

UL VERIFICATION SERVICES
47173 Benicia Street, Fremont, CA 94538; USA TEL:(510) 319-4000 FAX:(510) 661-0888
This report shall not be reproduced except in full, without the written approval of UL VERIFICATION SERVICES

HARMONICS AND SPURIOUS EMISSIONS

LOW CHANNEL RESULTS

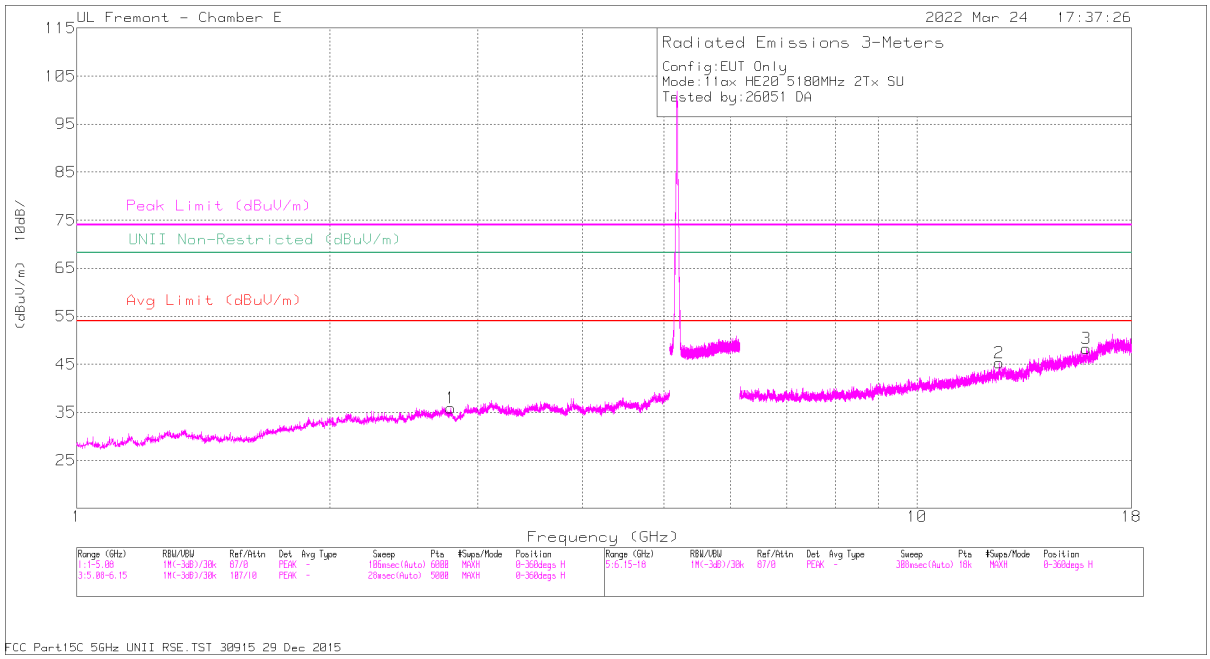

HORIZONTAL

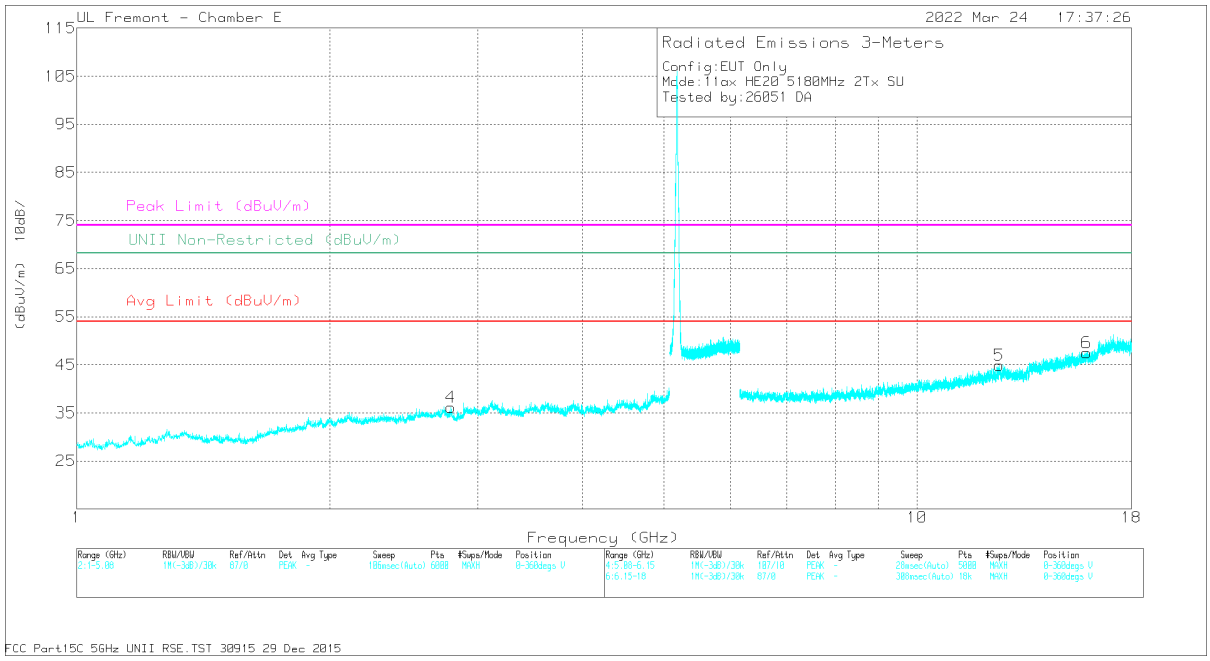

VERTICAL

UL VERIFICATION SERVICES
47173 Benicia Street, Fremont, CA 94538; USA TEL:(510) 319-4000 FAX:(510) 661-0888
This report shall not be reproduced except in full, without the written approval of UL VERIFICATION SERVICES

RADIATED EMISSIONS

Marker	Frequency (GHz)	Meter Reading (dBuV)	Det	200897 ACF (dB/m)	Amp/Cbl/ Fltr/Pad (dB)	Corrected Reading (dBuV/m)	Avg Limit (dBuV/m)	Margin (dB)	Peak Limit (dBuV/m)	PK Margin (dB)	Azimuth (Degs)	Height (cm)	Polarity
1	* 2.787867	44.98	PK-U	32.3	-34.5	42.78	-	-	74	-31.22	87	199	H
	* 2.785668	33.44	ADR	32.3	-34.5	31.24	54	-22.76	-	-	87	199	H
2	* 12.537798	33.41	PK-U	39	-20.5	51.91	-	-	74	-22.09	298	209	H
	* 12.536856	20.85	ADR	39	-20.5	39.35	54	-14.65	-	-	298	209	H
3	* 15.916648	34.55	PK-U	40.4	-19.4	55.55	-	-	74	-18.45	360	215	H
	* 15.918312	22.07	ADR	40.4	-19.4	43.07	54	-10.93	-	-	360	215	H
4	* 2.789986	45.57	PK-U	32.3	-34.5	43.37	-	-	74	-30.63	174	101	V
	* 2.788882	33.55	ADR	32.3	-34.5	31.35	54	-22.65	-	-	174	101	V
5	* 12.526537	34.38	PK-U	39	-20.5	52.88	-	-	74	-21.12	360	101	V
	* 12.526389	21.2	ADR	39	-20.5	39.7	54	-14.3	-	-	360	101	V
6	* 15.917147	34.26	PK-U	40.4	-19.4	55.26	-	-	74	-18.74	360	200	V
	* 15.91936	22.14	ADR	40.4	-19.4	43.14	54	-10.86	-	-	360	200	V

* - indicates frequency in CFR47 Pt 15 / IC RSS-Restricted Band
PK-U - U-NII: Maximum Peak
ADR - U-NII AD primary method, RMS average

UL VERIFICATION SERVICES
47173 Benicia Street, Fremont, CA 94538; USA TEL:(510) 319-4000 FAX:(510) 661-0888
This report shall not be reproduced except in full, without the written approval of UL VERIFICATION SERVICES

MID CHANNEL RESULTS

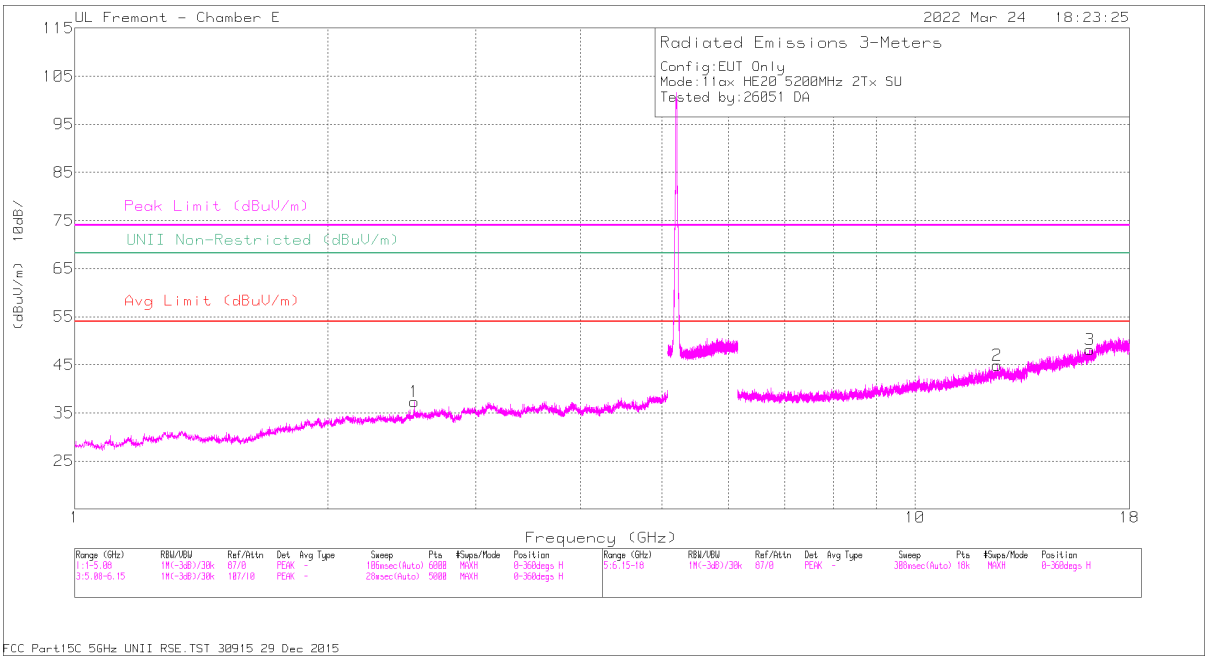

HORIZONTAL

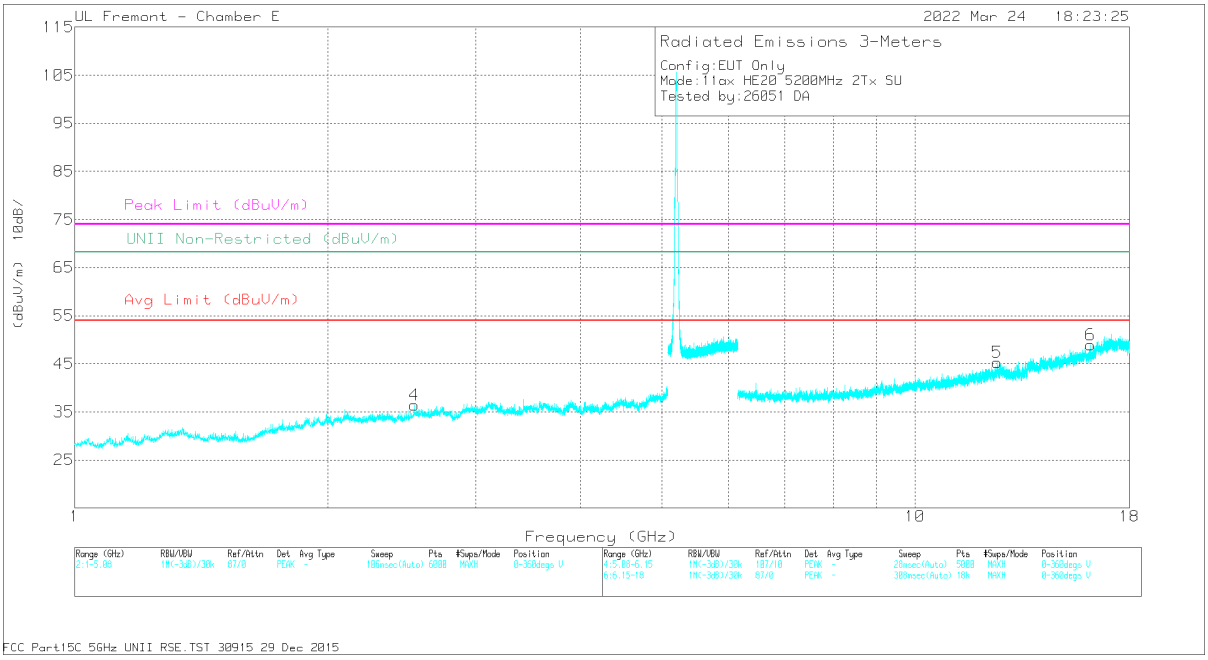

VERTICAL

UL VERIFICATION SERVICES
47173 Benicia Street, Fremont, CA 94538; USA TEL:(510) 319-4000 FAX:(510) 661-0888
This report shall not be reproduced except in full, without the written approval of UL VERIFICATION SERVICES

RADIATED EMISSIONS

Marker	Frequency (GHz)	Meter Reading (dBuV)	Det	200897 ACF (dB/m)	Amp/Cbl/Fltr/Pad (dB)	Corrected Reading (dBuV/m)	Avg Limit (dBuV/m)	Margin (dB)	Peak Limit (dBuV/m)	PK Margin (dB)	UNII Non-Restricted (dBuV/m)	PK Margin (dB)	Azimuth (Degs)	Height (cm)	Polarity
1	2.534861	45.22	PK-U	32.3	-34.8	42.72	-	-	-	-	68.2	-25.48	360	200	H
2	* 12.534401	33.85	PK-U	39	-20.5	52.35	-	-	74	-21.65	-	-	266	227	H
	* 12.533583	20.97	ADR	39	-20.4	39.57	54	-14.43	-	-	-	-	266	227	H
3	* 16.151768	34.25	PK-U	40.6	-19.6	55.25	-	-	74	-18.75	-	-	309	147	H
	* 16.151969	21.71	ADR	40.6	-19.6	42.71	54	-11.29	-	-	-	-	309	147	H
4	2.535533	45	PK-U	32.3	-34.8	42.5	-	-	-	-	68.2	-25.7	160	130	V
5	* 12.526688	33.67	PK-U	39	-20.5	52.17	-	-	74	-21.83	-	-	272	135	V
	* 12.526335	21.28	ADR	39	-20.5	39.78	54	-14.22	-	-	-	-	272	135	V
6	* 16.178421	34.18	PK-U	40.6	-19.8	54.98	-	-	74	-19.02	-	-	185	152	V
	* 16.179934	21.36	ADR	40.6	-19.8	42.16	54	-11.84	-	-	-	-	185	152	V

* - indicates frequency in CFR47 Pt 15 / IC RSS-Restricted Band
PK-U - U-NII: Maximum Peak
ADR - U-NII AD primary method, RMS average

UL VERIFICATION SERVICES
47173 Benicia Street, Fremont, CA 94538; USA TEL:(510) 319-4000 FAX:(510) 661-0888
This report shall not be reproduced except in full, without the written approval of UL VERIFICATION SERVICES

HIGH CHANNEL RESULTS

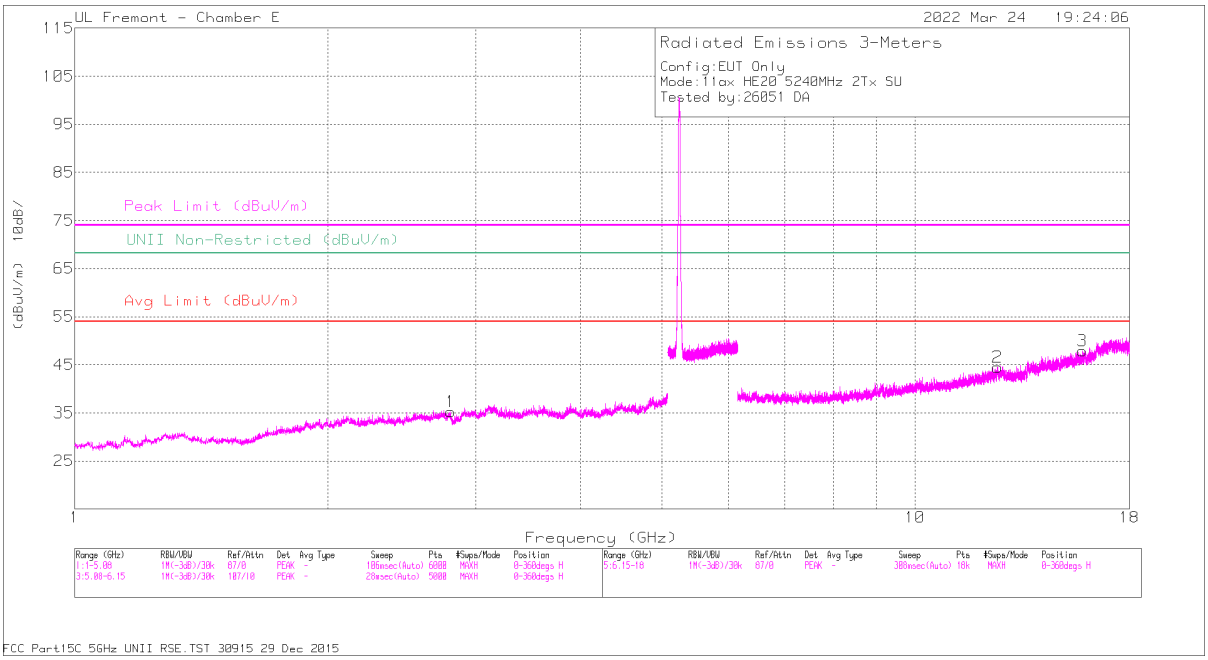

HORIZONTAL

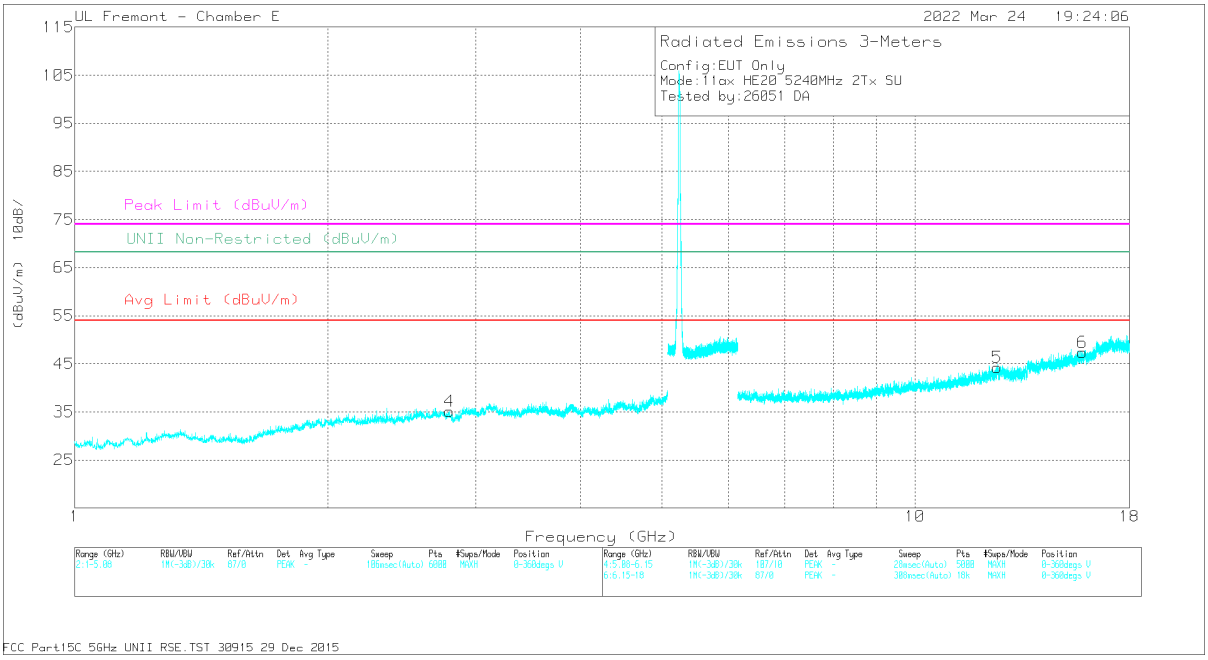

VERTICAL

UL VERIFICATION SERVICES
47173 Benicia Street, Fremont, CA 94538; USA TEL:(510) 319-4000 FAX:(510) 661-0888
This report shall not be reproduced except in full, without the written approval of UL VERIFICATION SERVICES

RADIATED EMISSIONS

Marker	Frequency (GHz)	Meter Reading (dBuV)	Det	200897 ACF (dB/m)	Amp/Cbl/Fltr/Pad (dB)	Corrected Reading (dBuV/m)	Avg Limit (dBuV/m)	Margin (dB)	Peak Limit (dBuV/m)	PK Margin (dB)	Azimuth (Degs)	Height (cm)	Polarity
1	* 2.799771	44.89	PK-U	32.2	-34.5	42.59	-	-	74	-31.41	86	136	H
	* 2.801917	32.99	ADR	32.2	-34.5	30.69	54	-23.31	-	-	86	136	H
2	* 12.538354	33.91	PK-U	39	-20.5	52.41	-	-	74	-21.59	169	174	H
	* 12.539747	20.83	ADR	39	-20.5	39.33	54	-14.67	-	-	169	174	H
3	* 15.829279	35.04	PK-U	40.2	-20	55.24	-	-	74	-18.76	234	245	H
	* 15.829895	22.56	ADR	40.3	-20.1	42.76	54	-11.24	-	-	234	245	H
4	* 2.792304	44.82	PK-U	32.3	-34.5	42.62	-	-	74	-31.38	131	164	V
	* 2.791103	33.33	ADR	32.3	-34.5	31.13	54	-22.87	-	-	131	164	V
5	* 12.516705	33.6	PK-U	39	-21	51.6	-	-	74	-22.4	261	143	V
	* 12.517104	21.22	ADR	39	-21	39.22	54	-14.78	-	-	261	143	V
6	* 15.818031	34.81	PK-U	40.2	-20	55.01	-	-	74	-18.99	301	179	V
	* 15.819423	22.06	ADR	40.2	-20	42.26	54	-11.74	-	-	301	179	V

* - indicates frequency in CFR47 Pt 15 / IC RSS-Restricted Band
PK-U - U-NII: Maximum Peak
ADR - U-NII AD primary method, RMS average

UL VERIFICATION SERVICES
47173 Benicia Street, Fremont, CA 94538; USA TEL:(510) 319-4000 FAX:(510) 661-0888
This report shall not be reproduced except in full, without the written approval of UL VERIFICATION SERVICES

1.1.5. TX ABOVE 1 GHz 802.11ax HE40 MODE IN THE 5.2GHz BAND

1TX Antenna 6 MODE: 26-Tones, RU Index 0

BANDEDGE (LOW CHANNEL)

HORIZONTAL RESULT

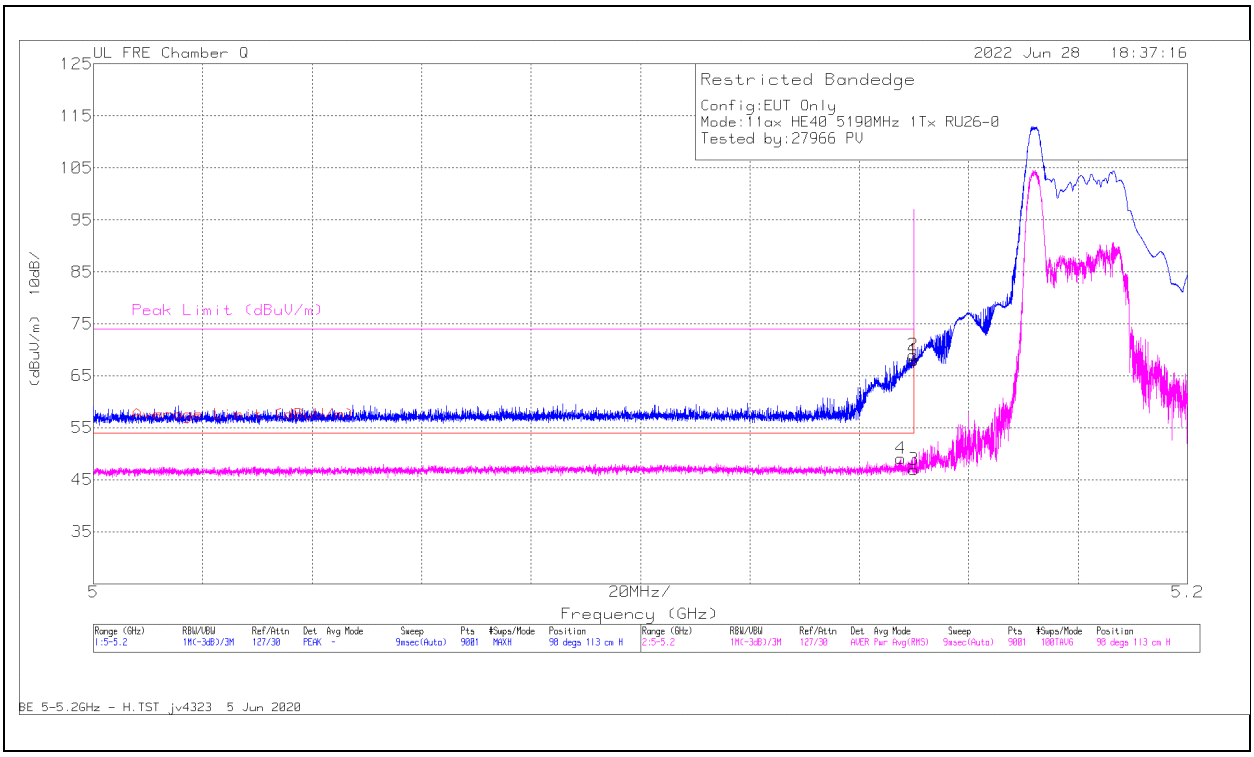

Marker	Frequency (GHz)	Meter Reading (dBuV)	Det	AF 200895 (dB/m)	Amp/Cbl/Fltr/Pad (dB)	DC Corr (dB)	Corrected Reading (dBuV/m)	Average Limit (dBuV/m)	Margin (dB)	Peak Limit (dBuV/m)	PK Margin (dB)	Azimuth (Degs)	Height (cm)	Polarity
1	5.15	65.11	Pk	34.3	-31.4	0	68.01	-	-	74	-5.99	98	113	H
2	5.149821	66.03	Pk	34.3	-31.4	0	68.93	-	-	74	-5.07	98	113	H
3	5.15	43.55	RMS	34.3	-31.4	0.45	46.90	54	-7.10	-	-	98	113	H
4	5.147621	45.71	RMS	34.3	-31.4	0.45	49.06	54	-4.94	-	-	98	113	H

Pk - Peak detector
RMS - RMS detection

UL VERIFICATION SERVICES
47173 Benicia Street, Fremont, CA 94538; USA TEL:(510) 319-4000 FAX:(510) 661-0888
This report shall not be reproduced except in full, without the written approval of UL VERIFICATION SERVICES

VERTICAL RESULT

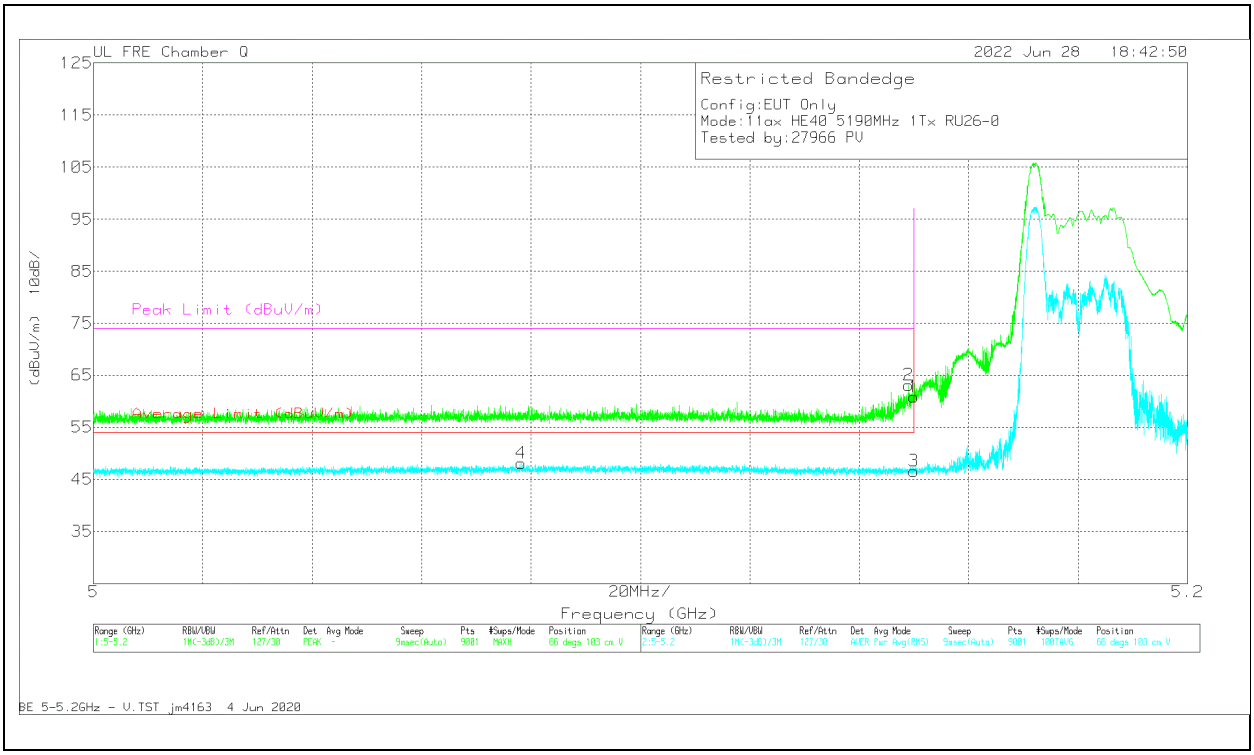

Marker	Frequency (GHz)	Meter Reading (dBuV)	Det	AF 200895 (dB/m)	Amp/Cbl/Fltr/Pad (dB)	DC Corr (dB)	Corrected Reading (dBuV/m)	Average Limit (dBuV/m)	Margin (dB)	Peak Limit (dBuV/m)	PK Margin (dB)	Azimuth (Degs)	Height (cm)	Polarity
1	5.15	57.92	Pk	34.3	-31.4	0	60.82	-	-	74	-13.18	66	103	V
2	5.149043	60.22	Pk	34.3	-31.4	0	63.12	-	-	74	-10.88	66	103	V
3	5.15	43.16	RMS	34.3	-31.4	0.45	46.51	54	-7.49	-	-	66	103	V
4	5.078177	44.87	RMS	34.2	-31.5	0.45	48.02	54	-5.98	-	-	66	103	V

Pk - Peak detector
RMS - RMS detection

UL VERIFICATION SERVICES
47173 Benicia Street, Fremont, CA 94538; USA TEL:(510) 319-4000 FAX:(510) 661-0888
This report shall not be reproduced except in full, without the written approval of UL VERIFICATION SERVICES

1TX Antenna 6 MODE: SU, Single User

BANDEDGE (LOW CHANNEL)

HORIZONTAL RESULT

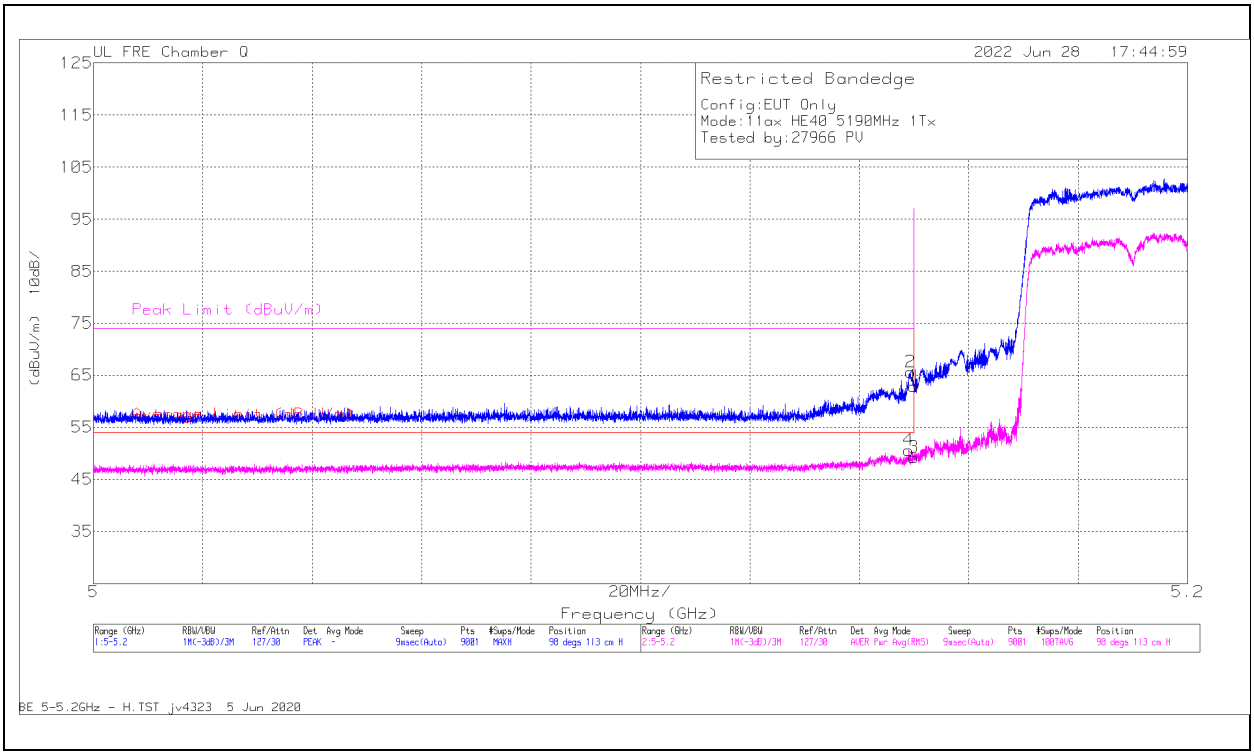

Marker	Frequency (GHz)	Meter Reading (dBuV)	Det	AF 200895 (dB/m)	Amp/Cbl/Fltr/Pad (dB)	DC Corr (dB)	Corrected Reading (dBuV/m)	Average Limit (dBuV/m)	Margin (dB)	Peak Limit (dBuV/m)	PK Margin (dB)	Azimuth (Degs)	Height (cm)	Polarity
1	5.15	59.96	Pk	34.3	-31.4	0	62.86	-	-	74	-11.14	98	113	H
2	5.149354	62.71	Pk	34.3	-31.4	0	65.61	-	-	74	-8.39	98	113	H
3	5.15	45.5	RMS	34.3	-31.4	0.80	49.20	54	-4.80	-	-	98	113	H
4	5.149043	46.89	RMS	34.3	-31.4	0.80	50.59	54	-3.41	-	-	98	113	H

Pk - Peak detector
RMS - RMS detection

UL VERIFICATION SERVICES
47173 Benicia Street, Fremont, CA 94538; USA TEL:(510) 319-4000 FAX:(510) 661-0888
This report shall not be reproduced except in full, without the written approval of UL VERIFICATION SERVICES

VERTICAL RESULT

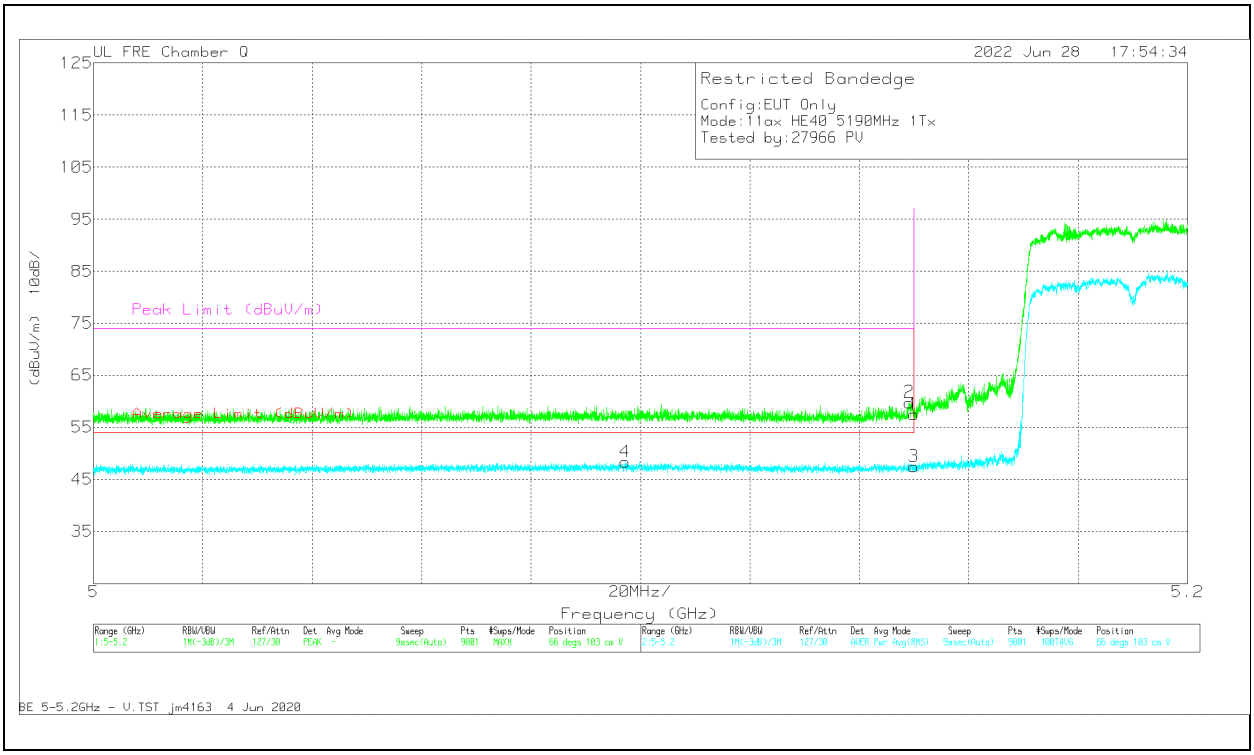

Marker	Frequency (GHz)	Meter Reading (dBuV)	Det	AF 200895 (dB/m)	Amp/Cbl/Fltr/Pad (dB)	DC Corr (dB)	Corrected Reading (dBuV/m)	Average Limit (dBuV/m)	Margin (dB)	Peak Limit (dBuV/m)	PK Margin (dB)	Azimuth (Degs)	Height (cm)	Polarity
1	5.15	54.56	Pk	34.3	-31.4	0	57.46	-	-	74	-16.54	66	103	V
2	5.149087	56.89	Pk	34.3	-31.4	0	59.79	-	-	74	-14.21	66	103	V
3	5.15	43.78	RMS	34.3	-31.4	0.80	47.48	54	-6.52	-	-	66	103	V
4	5.097199	44.89	RMS	34.2	-31.5	0.80	48.39	54	-5.61	-	-	66	103	V

Pk - Peak detector
RMS - RMS detection

UL VERIFICATION SERVICES
47173 Benicia Street, Fremont, CA 94538; USA TEL:(510) 319-4000 FAX:(510) 661-0888
This report shall not be reproduced except in full, without the written approval of UL VERIFICATION SERVICES

1TX Antenna 5 MODE: 26-Tones, RU Index 0

BANDEDGE (LOW CHANNEL)

HORIZONTAL RESULT

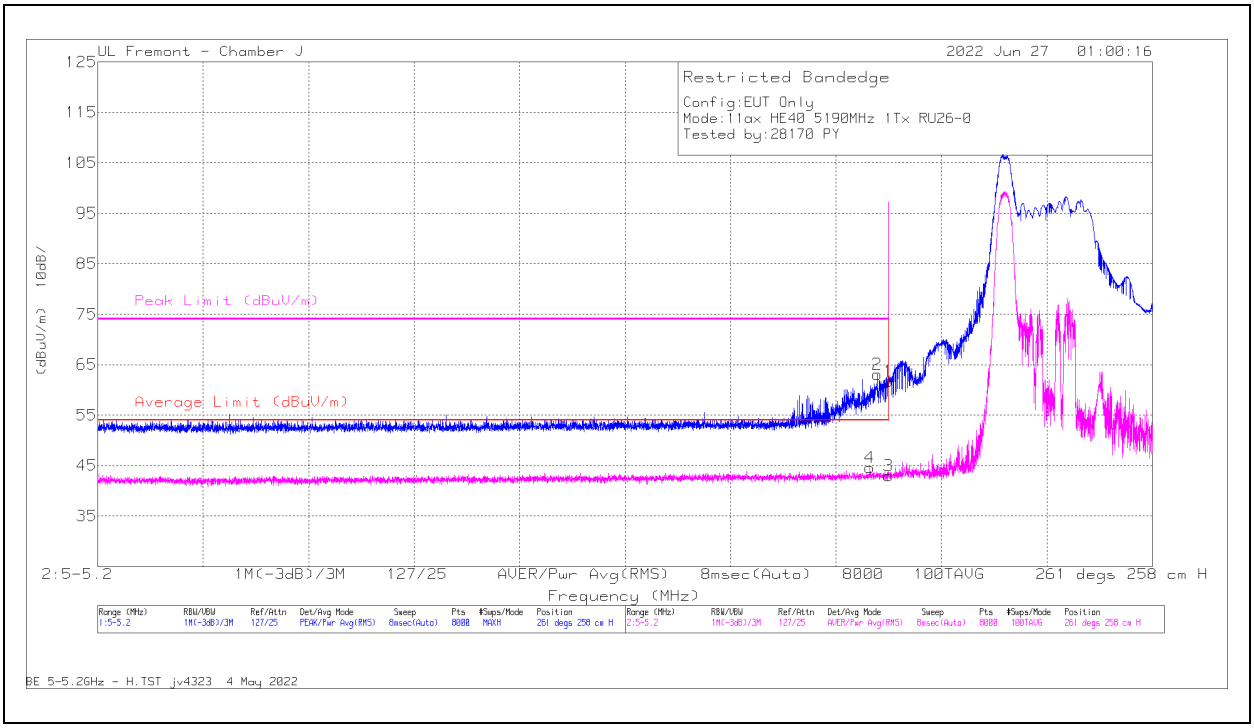

Marker	Frequency (MHz)	Meter Reading (dBuV)	Det	AF 206806 (dB/m)	Amp/Cbl/Fltr /Pad (dB)	DC Corr (dB)	Corrected Reading (dBuV/m)	Average Limit (dBuV/m)	Margin (dB)	Peak Limit (dBuV/m)	PK Margin (dB)	Azimuth (Degs)	Height (cm)	Polarity
1	* 5150	65.08	Pk	34.4	-37.8	0	61.68	-	-	74	-12.32	261	258	H
2	* 5147.843	66.42	Pk	34.4	-37.7	0	63.12	-	-	74	-10.88	261	258	H
3	* 5150	45.94	RMS	34.4	-37.8	0.45	42.99	54	-11.01	-	-	261	258	H
4	* 5146.418	47.45	RMS	34.4	-37.7	0.45	44.60	54	-9.40	-	-	261	258	H

* - indicates frequency in CFR47 Pt 15 / IC RSS-Restricted Band
Pk - Peak detector
RMS - RMS detection

UL VERIFICATION SERVICES
47173 Benicia Street, Fremont, CA 94538; USA TEL:(510) 319-4000 FAX:(510) 661-0888
This report shall not be reproduced except in full, without the written approval of UL VERIFICATION SERVICES

VERTICAL RESULT

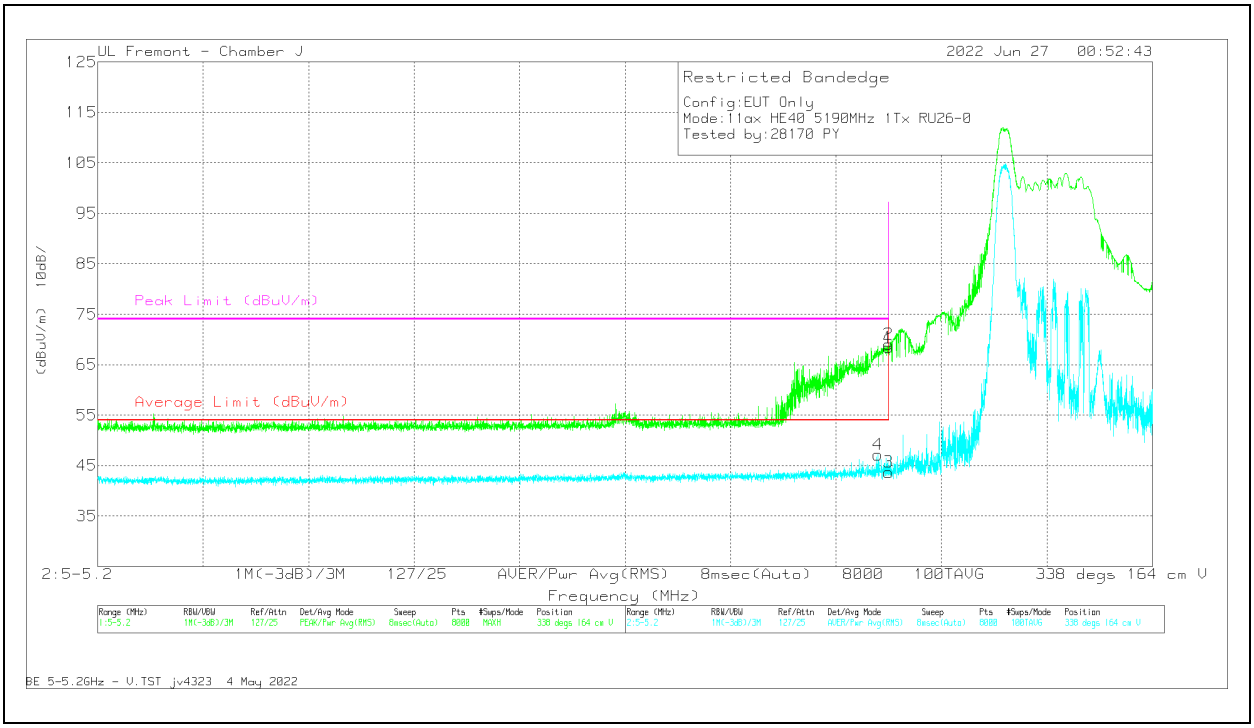

Marker	Frequency (MHz)	Meter Reading (dBuV)	Det	AF 206806 (dB/m)	Amp/Cbl/Filter/Pad (dB)	DC Corr (dB)	Corrected Reading (dBuV/m)	Average Limit (dBuV/m)	Margin (dB)	Peak Limit (dBuV/m)	PK Margin (dB)	Azimuth (Degs)	Height (cm)	Polarity
1	* 5150	71.8	Pk	34.4	-37.8	0	68.4	-	-	74	-5.6	338	164	V
2	* 5149.968	72.3	Pk	34.4	-37.7	0	69	-	-	74	-5	338	164	V
3	* 5150	46.57	RMS	34.4	-37.8	0.45	43.62	54	-10.38	-	-	338	164	V
4	* 5147.993	49.95	RMS	34.4	-37.7	0.45	47.10	54	-6.90	-	-	338	164	V

* - indicates frequency in CFR47 Pt 15 / IC RSS-Restricted Band
Pk - Peak detector
RMS - RMS detection

UL VERIFICATION SERVICES
47173 Benicia Street, Fremont, CA 94538; USA TEL:(510) 319-4000 FAX:(510) 661-0888
This report shall not be reproduced except in full, without the written approval of UL VERIFICATION SERVICES

1TX Antenna 5 MODE: SU, Single User

BANDEDGE (LOW CHANNEL)

HORIZONTAL RESULT

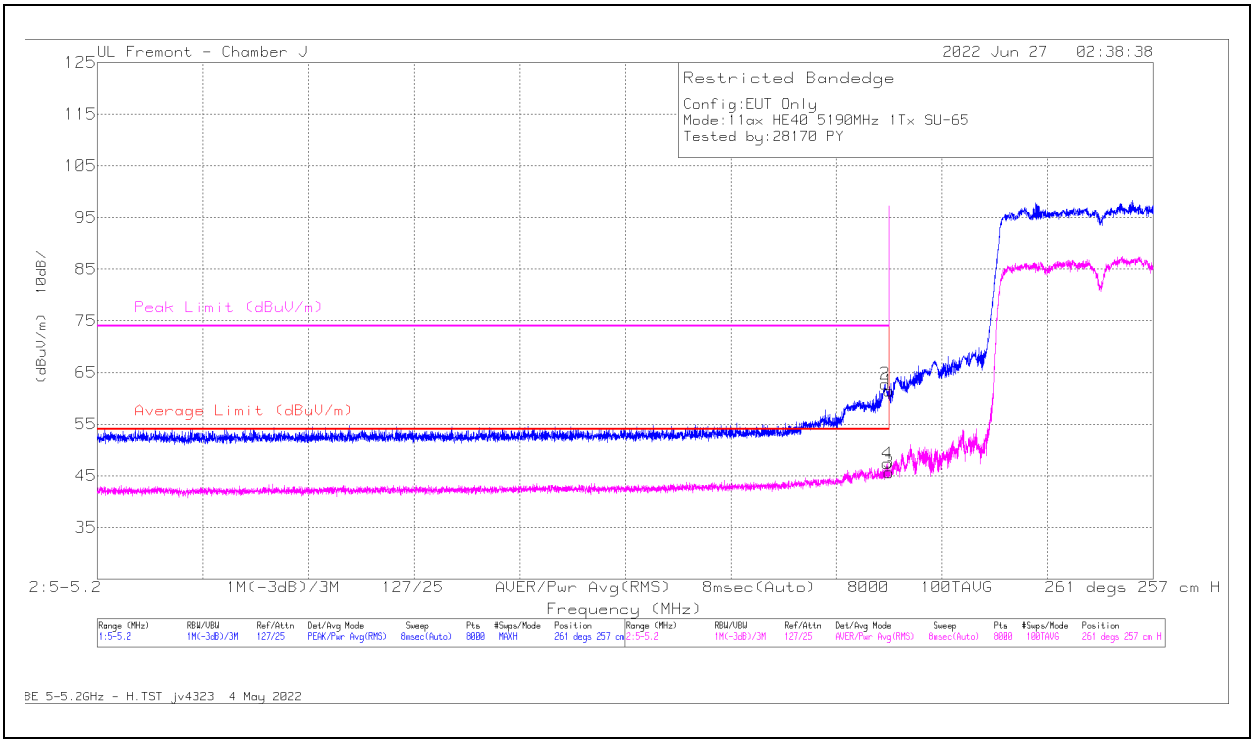

Marker	Frequency (MHz)	Meter Reading (dBuV)	Det	AF 206806 (dB/m)	Amp/Cbl/Fltr /Pad (dB)	DC Corr (dB)	Corrected Reading (dBuV/m)	Average Limit (dBuV/m)	Margin (dB)	Peak Limit (dBuV/m)	PK Margin (dB)	Azimuth (Degs)	Height (cm)	Polarity
1	* 5150	64.85	Pk	34.4	-37.8	0	61.45	-	-	74	-12.55	261	257	H
2	* 5149.243	66.08	Pk	34.4	-37.7	0	62.78	-	-	74	-11.22	261	257	H
3	* 5150	48.51	RMS	34.4	-37.8	0.80	45.91	54	-8.09	-	-	261	257	H
4	* 5149.668	50.13	RMS	34.4	-37.7	0.80	47.63	54	-6.37	-	-	261	257	H

* - indicates frequency in CFR47 Pt 15 / IC RSS-Restricted Band
Pk - Peak detector
RMS - RMS detection

UL VERIFICATION SERVICES
47173 Benicia Street, Fremont, CA 94538; USA TEL:(510) 319-4000 FAX:(510) 661-0888
This report shall not be reproduced except in full, without the written approval of UL VERIFICATION SERVICES

VERTICAL RESULT

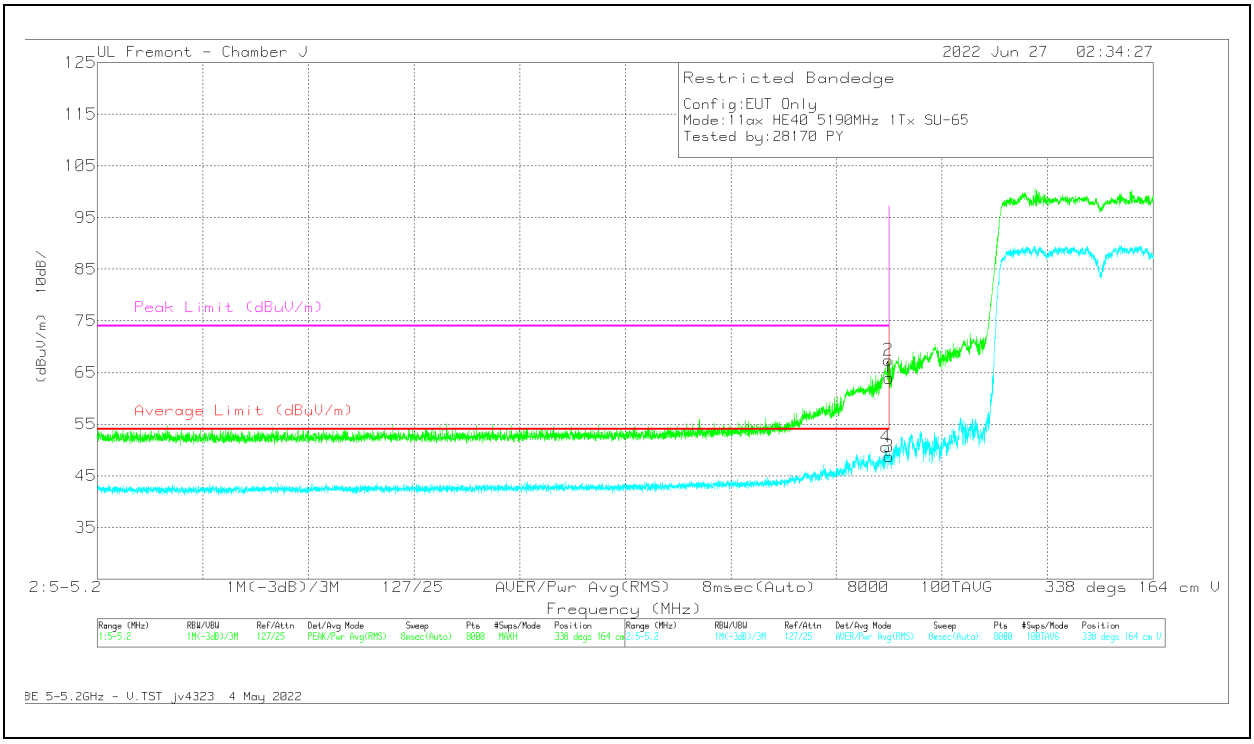

Marker	Frequency (MHz)	Meter Reading (dBuV)	Det	AF 206806 (dB/m)	Amp/Cbl/Fltr /Pad (dB)	DC Corr (dB)	Corrected Reading (dBuV/m)	Average Limit (dBuV/m)	Margin (dB)	Peak Limit (dBuV/m)	PK Margin (dB)	Azimuth (Degs)	Height (cm)	Polarity
1	* 5150	67.31	Pk	34.4	-37.8	0	63.91	-	-	74	-10.09	338	164	V
2	* 5149.868	70.72	Pk	34.4	-37.7	0	67.42	-	-	74	-6.58	338	164	V
3	* 5150	51.36	RMS	34.4	-37.8	0.80	48.76	54	-5.24	-	-	338	164	V
4	* 5149.393	53.08	RMS	34.4	-37.7	0.80	50.58	54	-3.42	-	-	338	164	V

* - indicates frequency in CFR47 Pt 15 / IC RSS-Restricted Band
Pk - Peak detector
RMS - RMS detection

UL VERIFICATION SERVICES
47173 Benicia Street, Fremont, CA 94538; USA TEL:(510) 319-4000 FAX:(510) 661-0888
This report shall not be reproduced except in full, without the written approval of UL VERIFICATION SERVICES

2TX Antenna 6 + Antenna 5 OFDMA MODE: 26-Tones, RU Index 0

BANDEDGE (LOW CHANNEL)

HORIZONTAL RESULT

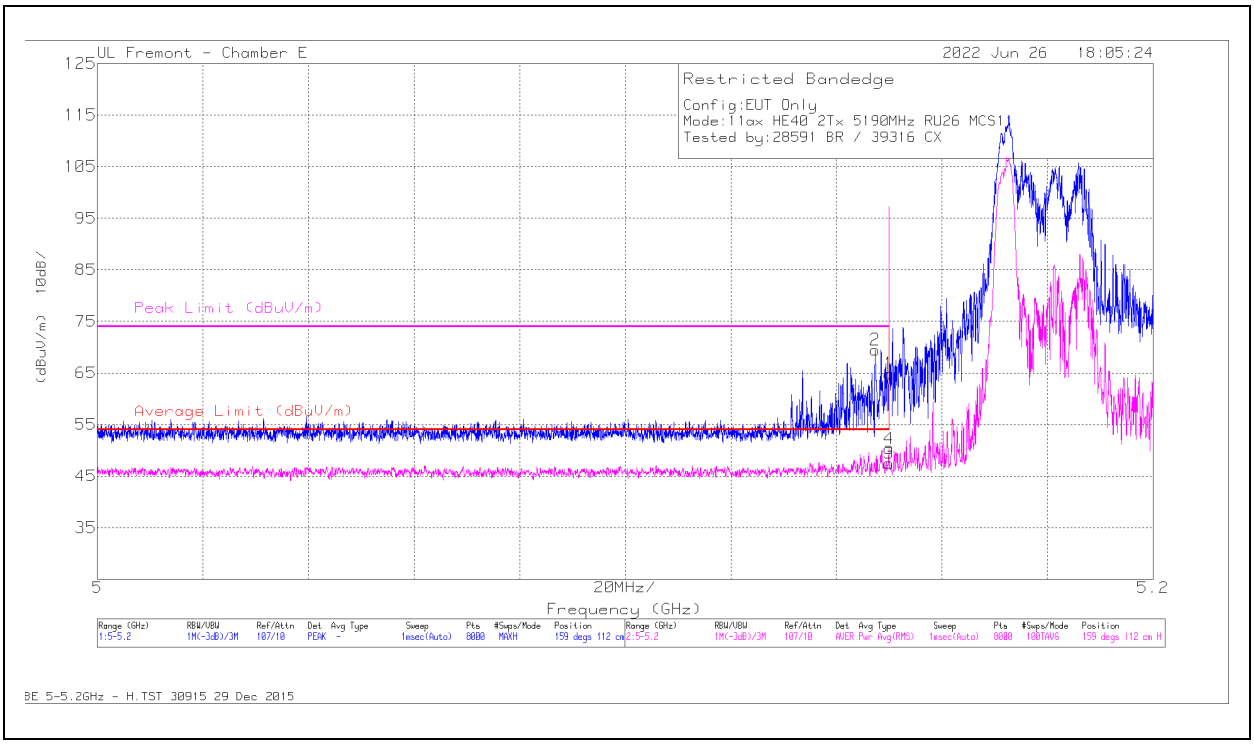

Marker	Frequency (GHz)	Meter Reading (dBuV)	Det	200897 ACF (dB/m)	Amp/Cbl/Pad (dB)	DC Corr (dB)	Corrected Reading (dBuV/m)	Average Limit (dBuV/m)	Margin (dB)	Peak Limit (dBuV/m)	PK Margin (dB)	Azimuth (Degs)	Height (cm)	Polarity
1	* 5.15	51.73	Pk	34.5	-21.4	0	64.83	-	-	74	-9.17	159	112	H
2	* 5.147318	56.35	Pk	34.5	-21.4	0	69.45	-	-	74	-4.55	159	112	H
3	* 5.15	34.01	RMS	34.5	-21.4	.45	47.56	54	-6.44	-	-	159	112	H
4	* 5.149918	36.75	RMS	34.5	-21.4	.45	50.3	54	-3.7	-	-	159	112	H

* - indicates frequency in CFR47 Pt 15 / IC RSS-Restricted Band
Pk - Peak detector
RMS - RMS detection

UL VERIFICATION SERVICES
47173 Benicia Street, Fremont, CA 94538; USA TEL:(510) 319-4000 FAX:(510) 661-0888
This report shall not be reproduced except in full, without the written approval of UL VERIFICATION SERVICES

VERTICAL RESULT

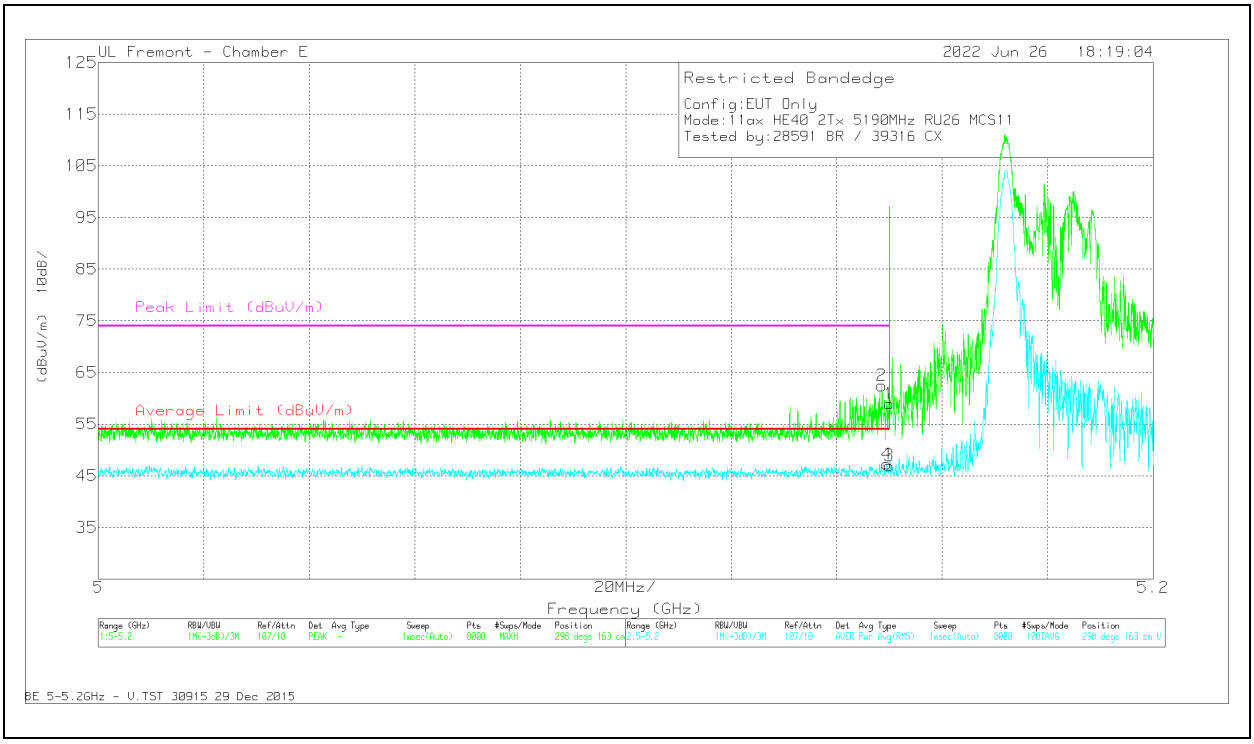

Marker	Frequency (GHz)	Meter Reading (dBuV)	Det	200897 ACF (dB/m)	Amp/Cbl/Pad (dB)	DC Corr (dB)	Corrected Reading (dBuV/m)	Average Limit (dBuV/m)	Margin (dB)	Peak Limit (dBuV/m)	PK Margin (dB)	Azimuth (Degs)	Height (cm)	Polarity
1	* 5.15	45.85	Pk	34.5	-21.4	0	58.95	-	-	74	-15.05	298	163	V
2	* 5.148543	49.36	Pk	34.5	-21.4	0	62.46	-	-	74	-11.54	298	163	V
3	* 5.15	33.4	RMS	34.5	-21.4	.45	46.95	54	-7.05	-	-	298	163	V
4	* 5.149493	33.71	RMS	34.5	-21.4	.45	47.26	54	-6.74	-	-	298	163	V

* - indicates frequency in CFR47 Pt 15 / IC RSS-Restricted Band
Pk - Peak detector
RMS - RMS detection

UL VERIFICATION SERVICES
47173 Benicia Street, Fremont, CA 94538; USA TEL:(510) 319-4000 FAX:(510) 661-0888
This report shall not be reproduced except in full, without the written approval of UL VERIFICATION SERVICES

HARMONICS AND SPURIOUS EMISSIONS

LOW CHANNEL RESULTS

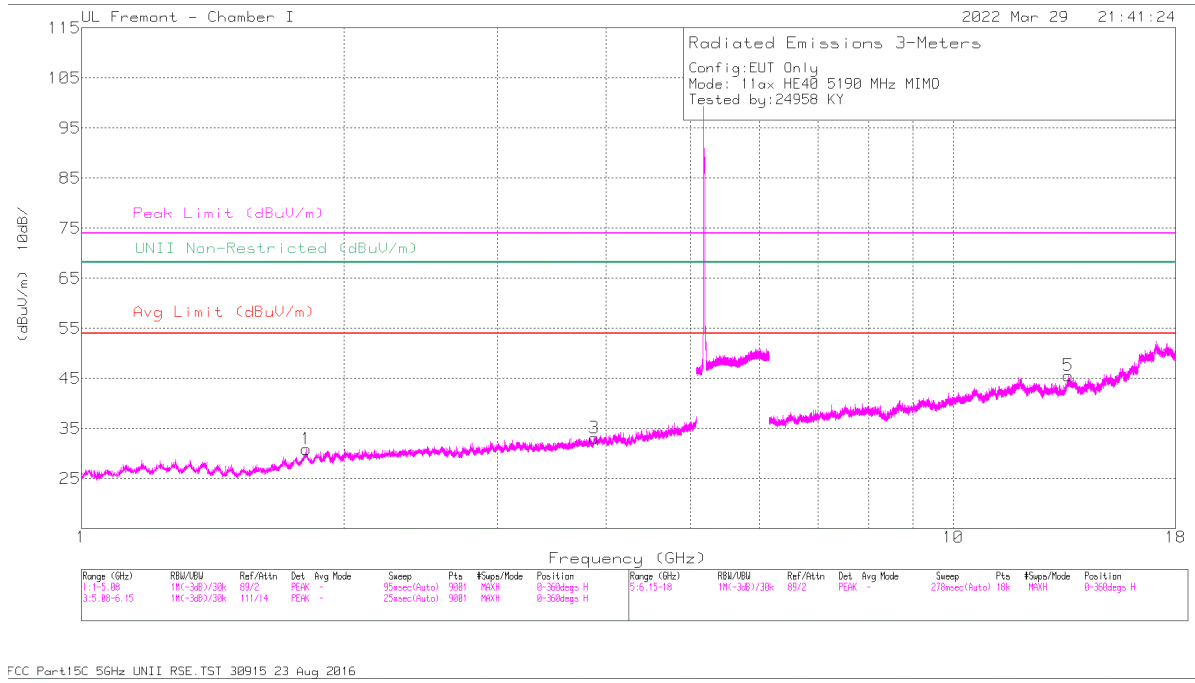

HORIZONTAL

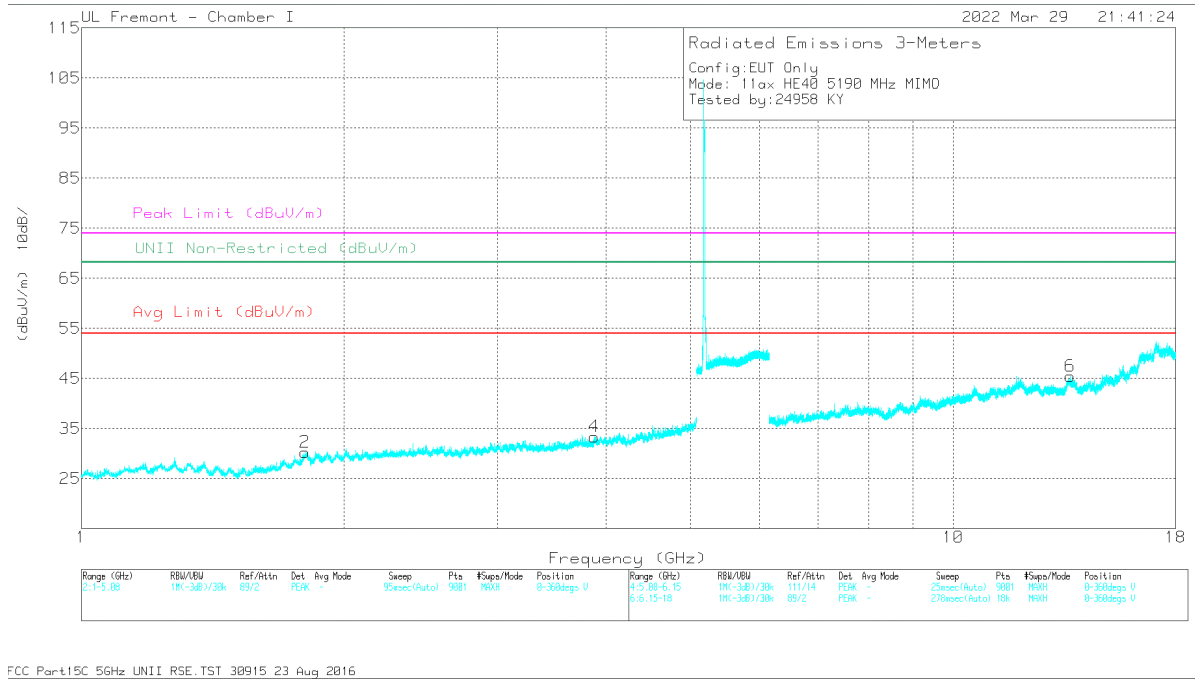

VERTICAL

UL VERIFICATION SERVICES
47173 Benicia Street, Fremont, CA 94538; USA TEL:(510) 319-4000 FAX:(510) 661-0888
This report shall not be reproduced except in full, without the written approval of UL VERIFICATION SERVICES

RADIATED EMISSIONS

Marker	Frequency (GHz)	Meter Reading (dBuV)	Det	AF 206805 (dB/m)	Amp/Cbl/Fltr/Pad (dB)	Corrected Reading (dBuV/m)	Avg Limit (dBuV/m)	Margin (dB)	Peak Limit (dBuV/m)	PK Margin (dB)	UNII Non-Restricted (dBuV/m)	PK Margin (dB)	Azimuth (Degs)	Height (cm)	Polarity
1	1.812864	40.11	PK-U	30.7	-30.4	40.41	-	-	-	-	68.2	-27.79	110	200	H
2	1.807822	40.88	PK-U	30.7	-30.3	41.28	-	-	-	-	68.2	-26.92	259	111	V
3	* 3.880057	37.14	PK-U	33.4	-27.1	43.44	-	-	74	-30.56	-	-	220	150	H
	* 3.879934	25.2	ADR	33.4	-27.1	31.5	54	-22.5	-	-	-	-	220	150	H
4	* 3.87637	36.92	PK-U	33.4	-27.2	43.12	-	-	74	-30.88	-	-	115	225	V
	* 3.874382	25.15	ADR	33.4	-27.2	31.35	54	-22.65	-	-	-	-	115	225	V
5	13.566499	33.33	PK-U	38.8	-17.3	54.83	-	-	-	-	68.2	-13.37	185	198	H
6	13.616974	33.14	PK-U	38.8	-17.4	54.54	-	-	-	-	68.2	-13.66	295	101	V

* - indicates frequency in CFR47 Pt 15 / IC RSS-Restricted Band
PK-U - U-NII: Maximum Peak
ADR - U-NII AD primary method, RMS average

UL VERIFICATION SERVICES
47173 Benicia Street, Fremont, CA 94538; USA TEL:(510) 319-4000 FAX:(510) 661-0888
This report shall not be reproduced except in full, without the written approval of UL VERIFICATION SERVICES

HIGH CHANNEL RESULTS

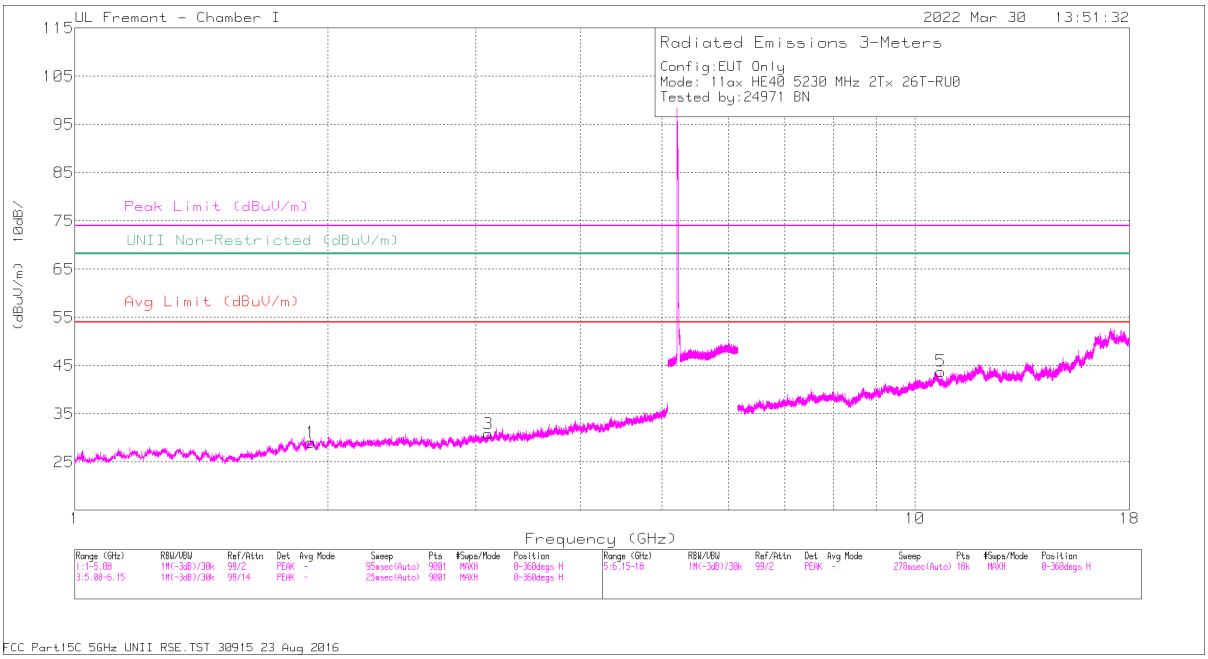

HORIZONTAL

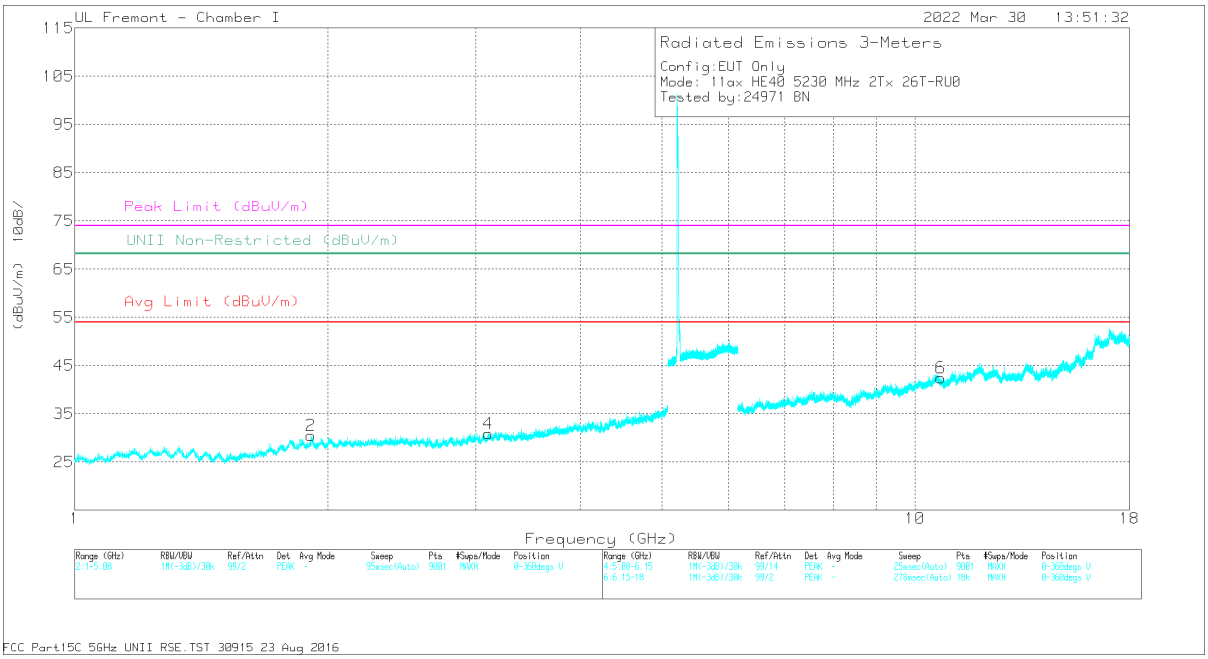

VERTICAL

UL VERIFICATION SERVICES
47173 Benicia Street, Fremont, CA 94538; USA TEL:(510) 319-4000 FAX:(510) 661-0888
This report shall not be reproduced except in full, without the written approval of UL VERIFICATION SERVICES

RADIATED EMISSIONS

Marker	Frequency (GHz)	Meter Reading (dBuV)	Det	AF 206805 (dB/m)	Amp/Cbl/ Fltr/Pad (dB)	Corrected Reading (dBuV/m)	Avg Limit (dBuV/m)	Margin (dB)	Peak Limit (dBuV/m)	PK Margin (dB)	UNII Non-Restricted (dBuV/m)	PK Margin (dB)	Azimuth (Degs)	Height (cm)	Polarity
1	1.910455	39.67	PK-U	31.2	-30.7	40.17	-	-	-	-	68.2	-28.03	277	293	H
2	1.909735	38.47	PK-U	31.2	-30.7	38.97	-	-	-	-	68.2	-29.23	303	155	V
3	3.108194	37.8	PK-U	32.8	-28.5	42.1	-	-	-	-	68.2	-26.1	313	285	H
4	3.105794	38.36	PK-U	32.8	-28.5	42.66	-	-	-	-	68.2	-25.54	339	285	V
	3.102881	26.54	ADR	32.8	-28.6	30.74	-	-	-	-	-	-	339	285	V
5	* 10.728789	31.07	PK-U	37.4	-16.6	51.87	-	-	74	-22.13	-	-	143	389	H
	* 10.726	19.33	ADR	37.4	-16.7	40.03	54	-13.97	-	-	-	-	143	389	H
6	* 10.730071	31.18	PK-U	37.4	-16.6	51.98	-	-	74	-22.02	-	-	73	128	V
	* 10.72886	19.09	ADR	37.4	-16.6	39.89	54	-14.11	-	-	-	-	73	128	V

* - indicates frequency in CFR47 Pt 15 / IC RSS-Restricted Band
PK-U - U-NII: Maximum Peak
ADR - U-NII AD primary method, RMS average

UL VERIFICATION SERVICES
47173 Benicia Street, Fremont, CA 94538; USA TEL:(510) 319-4000 FAX:(510) 661-0888
This report shall not be reproduced except in full, without the written approval of UL VERIFICATION SERVICES

2TX Antenna 6 + Antenna 5 OFDMA MODE: SU, Single User

BANDEDGE (LOW CHANNEL)

HORIZONTAL RESULT

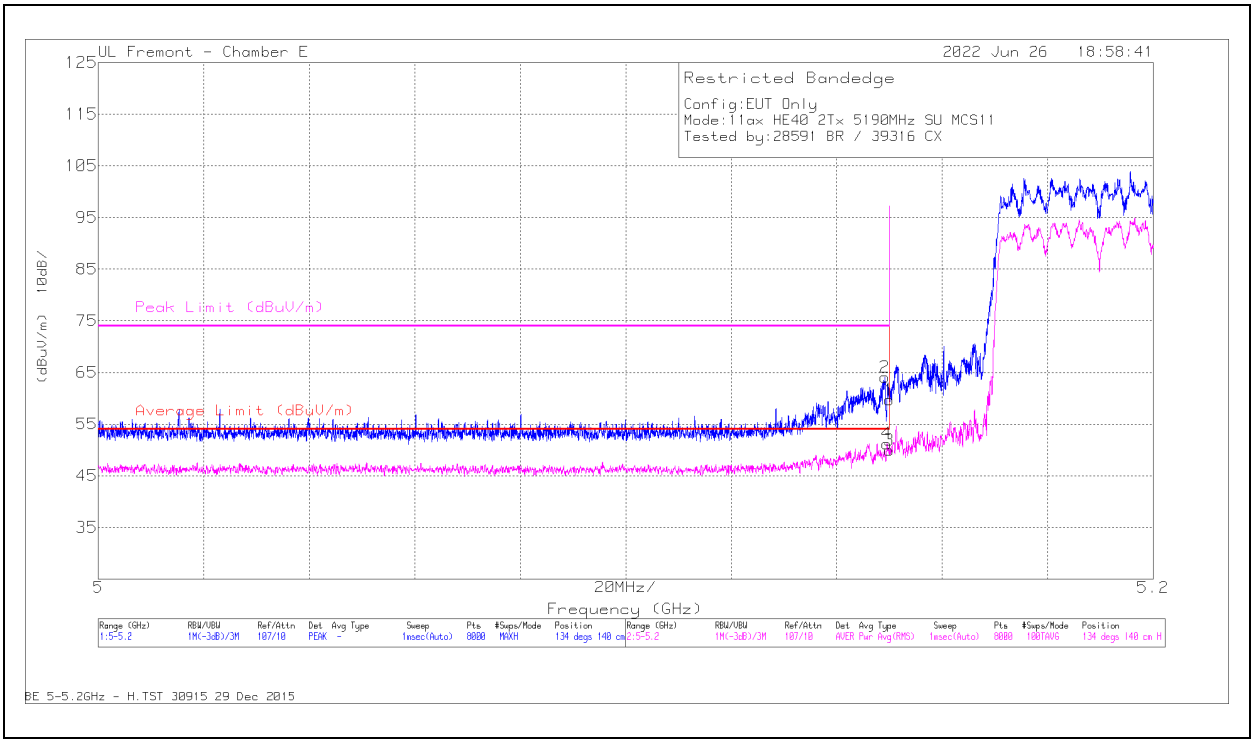

Marker	Frequency (GHz)	Meter Reading (dBuV)	Det	200897 ACF (dB/m)	Amp/Cbl/Pad (dB)	DC Corr (dB)	Corrected Reading (dBuV/m)	Average Limit (dBuV/m)	Margin (dB)	Peak Limit (dBuV/m)	PK Margin (dB)	Azimuth (Degs)	Height (cm)	Polarity
1	* 5.15	46.6	Pk	34.5	-21.4	0	59.7	-	-	74	-14.3	134	140	H
2	* 5.149143	50.97	Pk	34.5	-21.4	0	64.07	-	-	74	-9.93	134	140	H
3	* 5.15	35.97	RMS	34.5	-21.4	0.80	49.87	54	-4.13	-	-	134	140	H
4	* 5.149518	37.26	RMS	34.5	-21.4	0.80	51.16	54	-2.84	-	-	134	140	H

* - indicates frequency in CFR47 Pt 15 / IC RSS-Restricted Band
Pk - Peak detector
RMS - RMS detection

UL VERIFICATION SERVICES
47173 Benicia Street, Fremont, CA 94538; USA TEL:(510) 319-4000 FAX:(510) 661-0888
This report shall not be reproduced except in full, without the written approval of UL VERIFICATION SERVICES

VERTICAL RESULT

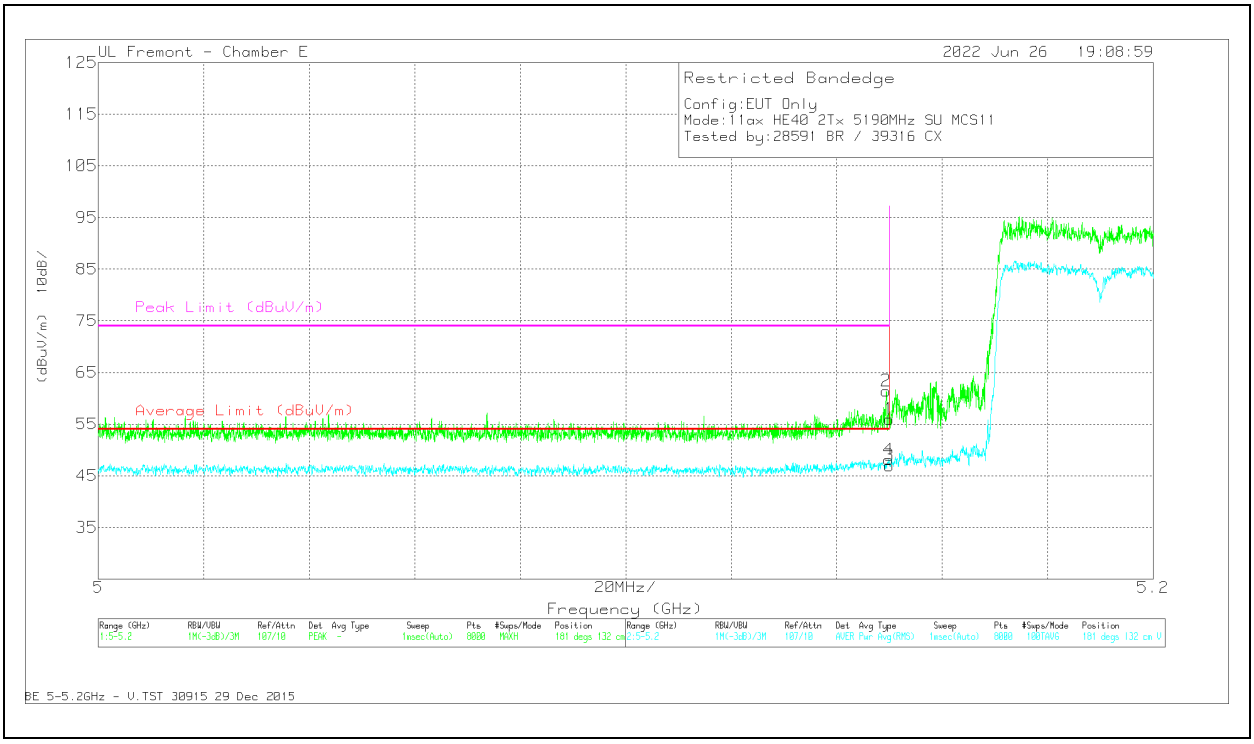

Marker	Frequency (GHz)	Meter Reading (dBuV)	Det	200897 ACF (dB/m)	Amp/Cbl/Pad (dB)	DC Corr (dB)	Corrected Reading (dBuV/m)	Average Limit (dBuV/m)	Margin (dB)	Peak Limit (dBuV/m)	PK Margin (dB)	Azimuth (Degs)	Height (cm)	Polarity
1	* 5.15	42.84	Pk	34.5	-21.4	0	55.94	-	-	74	-18.06	181	132	V
2	* 5.149393	48.32	Pk	34.5	-21.4	0	61.42	-	-	74	-12.58	181	132	V
3	* 5.15	33.03	RMS	34.5	-21.4	0.80	46.93	54	-7.07	-	-	181	132	V
4	* 5.149868	34.14	RMS	34.5	-21.4	0.80	48.04	54	-5.96	-	-	181	132	V

* - indicates frequency in CFR47 Pt 15 / IC RSS-Restricted Band
Pk - Peak detector
RMS - RMS detection

UL VERIFICATION SERVICES
47173 Benicia Street, Fremont, CA 94538; USA TEL:(510) 319-4000 FAX:(510) 661-0888
This report shall not be reproduced except in full, without the written approval of UL VERIFICATION SERVICES

HARMONICS AND SPURIOUS EMISSIONS

LOW CHANNEL RESULTS

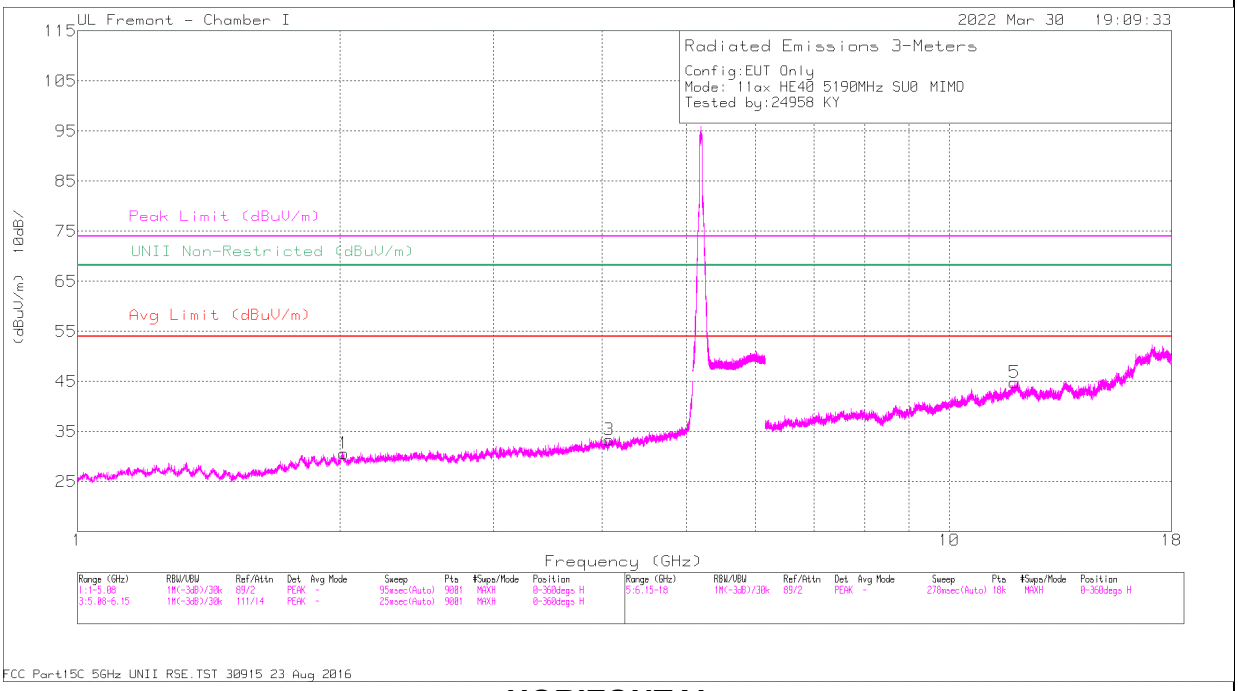

HORIZONTAL

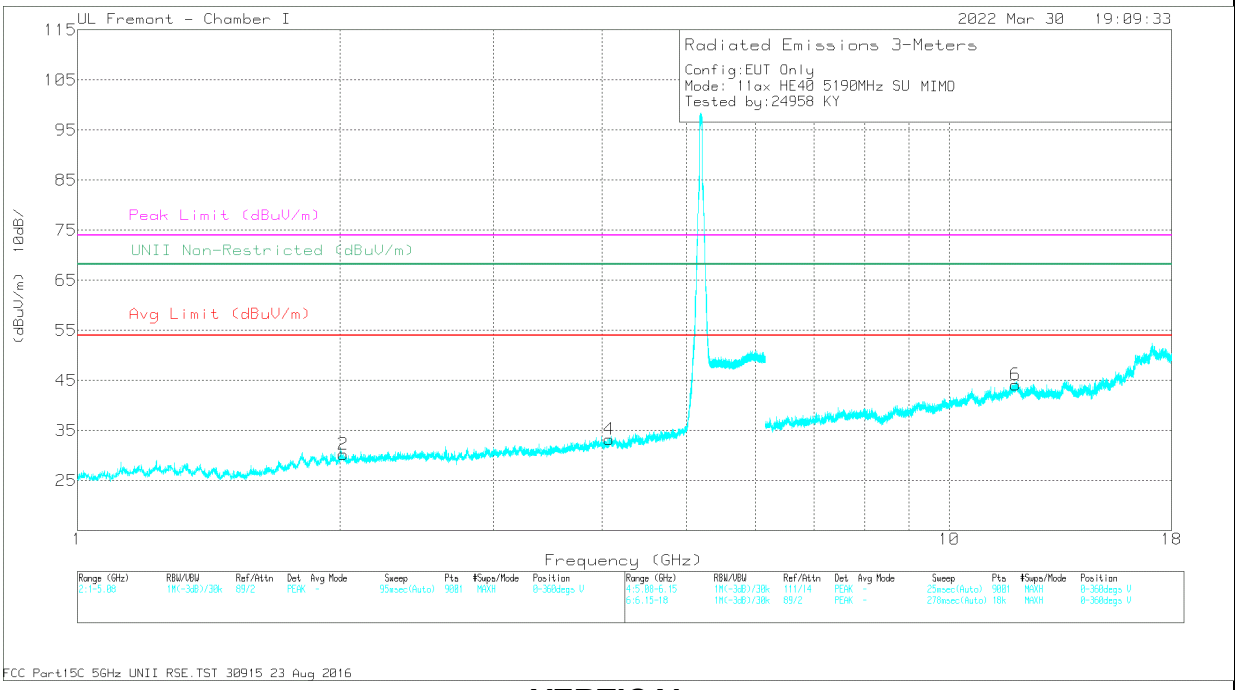

VERTICAL

UL VERIFICATION SERVICES
47173 Benicia Street, Fremont, CA 94538; USA TEL:(510) 319-4000 FAX:(510) 661-0888
This report shall not be reproduced except in full, without the written approval of UL VERIFICATION SERVICES

RADIATED EMISSIONS

Marker	Frequency (GHz)	Meter Reading (dBuV)	Det	AF 206805 (dB/m)	Amp/Cbl/Fltr/Pad (dB)	DC Corr (dB)	Corrected Reading (dBuV/m)	Avg Limit (dBuV/m)	Margin (dB)	Peak Limit (dBuV/m)	PK Margin (dB)	UNII Non-Restricted (dBuV/m)	PK Margin (dB)	Azimuth (Degs)	Height (cm)	Polarity
1	2.022404	39.25	PK-U	31.2	-30.2	0	40.25	-	-	-	-	68.2	-27.95	225	101	H
3	* 4.076406	37.01	PK-U	33.4	-26.7	0	43.71	-	-	74	-30.29	-	-	120	200	H
2	2.016669	39.4	PK-U	31.2	-30.1	0	40.5	-	-	-	-	68.2	-27.7	285	210	V
4	* 4.072993	36.84	PK-U	33.4	-26.9	0	43.34	-	-	74	-30.66	-	-	160	159	V
	* 4.076071	24.91	ADR	33.4	-26.7	0.13	31.74	54	-22.26	-	-	-	-	160	159	V
5	* 11.886849	31.46	PK-U	38.5	-16.6	0	53.36	-	-	74	-20.64	-	-	266	178	H
	* 11.887855	20.06	ADR	38.5	-16.6	0.13	42.09	54	-11.91	-	-	-	-	266	178	H
6	* 11.92161	31.97	PK-U	38.5	-16.4	0	54.07	-	-	74	-19.93	-	-	115	110	V
	* 11.922126	20.19	ADR	38.5	-16.4	0.13	42.42	54	-11.58	-	-	-	-	115	110	V

* - indicates frequency in CFR47 Pt 15 / IC RSS-Restricted Band
PK-U - U-NII: Maximum Peak
ADR - U-NII AD primary method, RMS average

UL VERIFICATION SERVICES
47173 Benicia Street, Fremont, CA 94538; USA TEL:(510) 319-4000 FAX:(510) 661-0888
This report shall not be reproduced except in full, without the written approval of UL VERIFICATION SERVICES

HIGH CHANNEL RESULTS

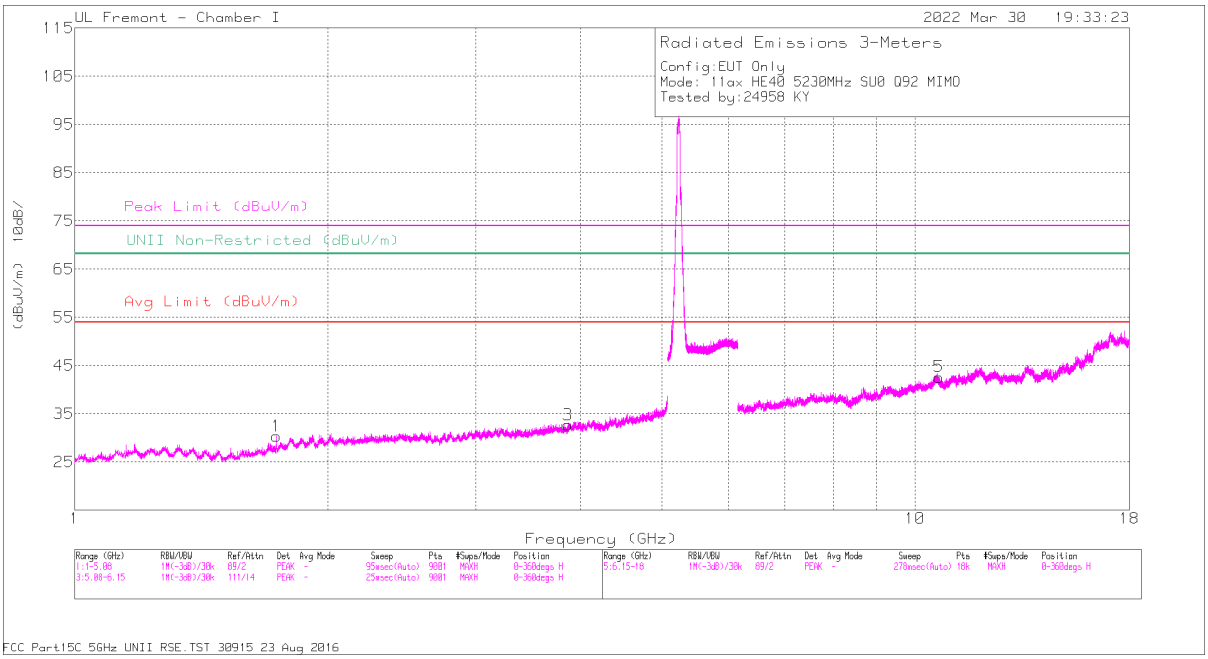

HORIZONTAL

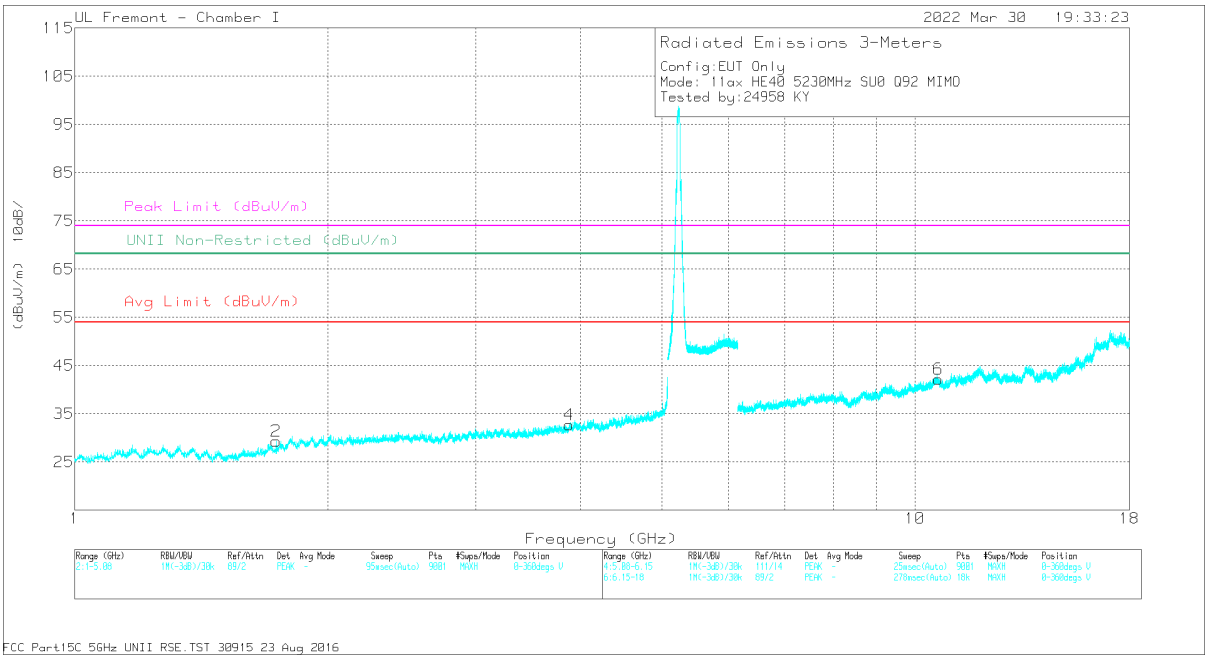

VERTICAL

UL VERIFICATION SERVICES
47173 Benicia Street, Fremont, CA 94538; USA TEL:(510) 319-4000 FAX:(510) 661-0888
This report shall not be reproduced except in full, without the written approval of UL VERIFICATION SERVICES

RADIATED EMISSIONS

Marker	Frequency (GHz)	Meter Reading (dBuV)	Det	AF 206805 (dB/m)	Amp/Cbl/Fltr/Pad (dB)	DC Corr (dB)	Corrected Reading (dBuV/m)	Avg Limit (dBuV/m)	Margin (dB)	Peak Limit (dBuV/m)	PK Margin (dB)	UNII Non-Restricted (dBuV/m)	PK Margin (dB)	Azimuth (Degs)	Height (cm)	Polarity
1	1.737998	38.97	PK-U	29.6	-31	0	37.57	-	-	-	-	68.2	-30.63	111	200	H
2	1.735744	38.71	PK-U	29.6	-31	0	37.31	-	-	-	-	68.2	-30.89	289	130	V
3	* 3.864193	34.85	PK-U	33.4	-27.4	0	40.85	-	-	74	-33.15	-	-	150	215	H
	* 3.866141	22.87	ADR	33.4	-27.4	.13	28.99	54	-25.01	-	-	-	-	150	215	H
4	* 3.8766	35.13	PK-U	33.4	-27.2	0	41.33	-	-	74	-32.67	-	-	315	167	V
	* 3.875514	23.4	ADR	33.4	-27.2	.13	29.73	54	-24.27	-	-	-	-	315	167	V
5	* 10.6831	31.24	PK-U	37.4	-16.5	0	52.14	-	-	74	-21.86	-	-	145	299	H
	* 10.6824	19.47	ADR	37.4	-16.5	.13	40.50	54	-13.50	-	-	-	-	145	299	H
6	* 10.6559	31.25	PK-U	37.3	-16.5	0	52.05	-	-	74	-21.95	-	-	236	101	V
	* 10.6580	19.77	ADR	37.3	-16.5	.13	40.70	54	-13.30	-	-	-	-	236	101	V

* - indicates frequency in CFR47 Pt 15 / IC RSS-Restricted Band
PK-U - U-NII: Maximum Peak
ADR - U-NII AD primary method, RMS average

UL VERIFICATION SERVICES
47173 Benicia Street, Fremont, CA 94538; USA TEL:(510) 319-4000 FAX:(510) 661-0888
This report shall not be reproduced except in full, without the written approval of UL VERIFICATION SERVICES

1.1.6. TX ABOVE 1 GHz 802.11ax HE80 MODE IN THE 5.2GHz BAND

1TX Antenna 6 MODE: 26-Tones, RU Index 0

BANDEDGE (MID CHANNEL)

HORIZONTAL RESULT

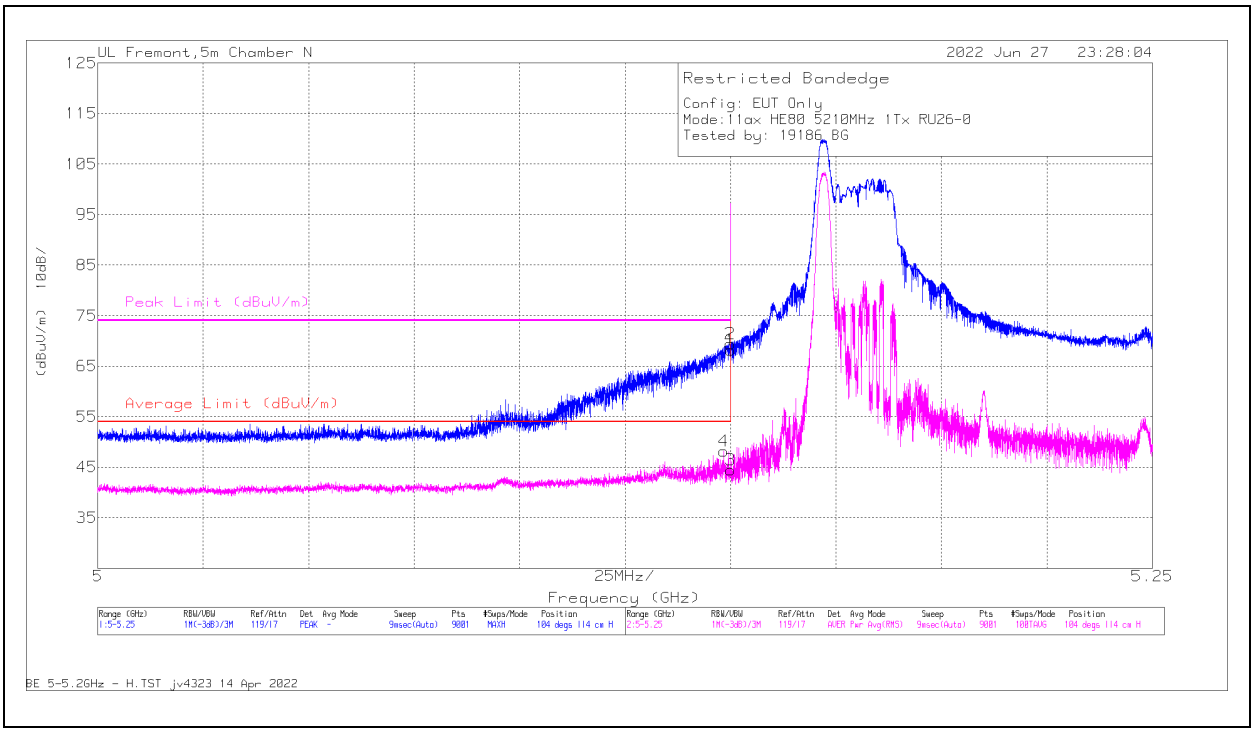

Marker	Frequency (GHz)	Meter Reading (dBuV)	Det	AF 84796 (dB/m)	Amp/Cbl/Pad (dB)	DCCF (dB)	Corrected Reading (dBuV/m)	Average Limit (dBuV/m)	Margin (dB)	Peak Limit (dBuV/m)	PK Margin (dB)	Azimuth (Degs)	Height (cm)	Polarity
1	* 5.15	73.69	Pk	34.4	-39.9	0	68.19	-	-	74	-5.81	104	114	H
2	* 5.149946	74.96	Pk	34.4	-39.9	0	69.46	-	-	74	-4.54	104	114	H
3	* 5.15	49.47	RMS	34.4	-39.9	0.46	44.43	54	-9.57	-	-	104	114	H
4	* 5.148335	53.17	RMS	34.4	-39.9	0.46	48.13	54	-5.87	-	-	104	114	H

* - indicates frequency in CFR47 Pt 15 / IC RSS-Restricted Band
Pk - Peak detector
RMS - RMS detection

UL VERIFICATION SERVICES
47173 Benicia Street, Fremont, CA 94538; USA TEL:(510) 319-4000 FAX:(510) 661-0888
This report shall not be reproduced except in full, without the written approval of UL VERIFICATION SERVICES

VERTICAL RESULT

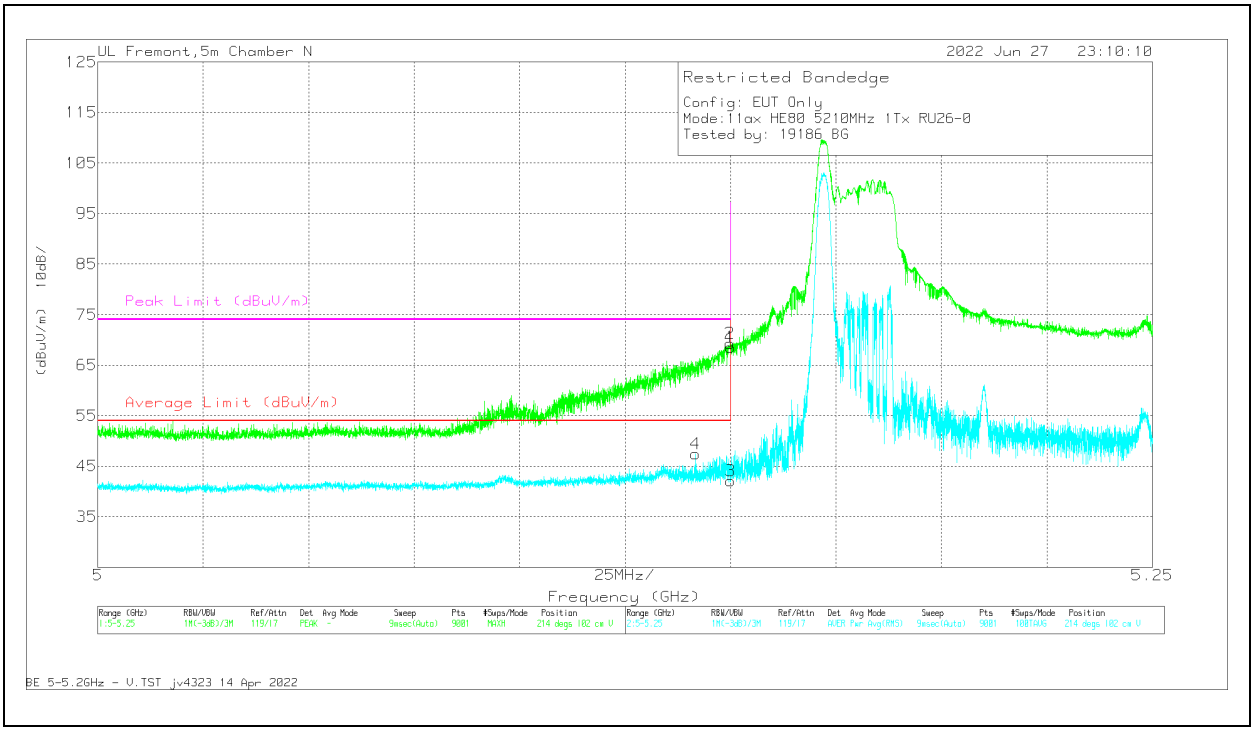

Marker	Frequency (GHz)	Meter Reading (dBuV)	Det	AF 84796 (dB/m)	Amp/Cbl/Pad (dB)	DCCF (dB)	Corrected Reading (dBuV/m)	Average Limit (dBuV/m)	Margin (dB)	Peak Limit (dBuV/m)	PK Margin (dB)	Azimuth (Degs)	Height (cm)	Polarity
1	* 5.15	74	Pk	34.4	-39.9	0	68.5	-	-	74	-5.5	214	102	V
2	* 5.149918	74.76	Pk	34.4	-39.9	0	69.26	-	-	74	-4.74	214	102	V
3	* 5.15	47.07	RMS	34.4	-39.9	0.46	42.03	54	-11.97	-	-	214	102	V
4	* 5.141751	52.28	RMS	34.5	-39.8	0.46	47.44	54	-6.56	-	-	214	102	V

* - indicates frequency in CFR47 Pt 15 / IC RSS-Restricted Band
Pk - Peak detector
RMS - RMS detection

UL VERIFICATION SERVICES
47173 Benicia Street, Fremont, CA 94538; USA TEL:(510) 319-4000 FAX:(510) 661-0888
This report shall not be reproduced except in full, without the written approval of UL VERIFICATION SERVICES

1TX Antenna 6 MODE: SU, Single User

BANDEDGE (MID CHANNEL)

HORIZONTAL RESULT

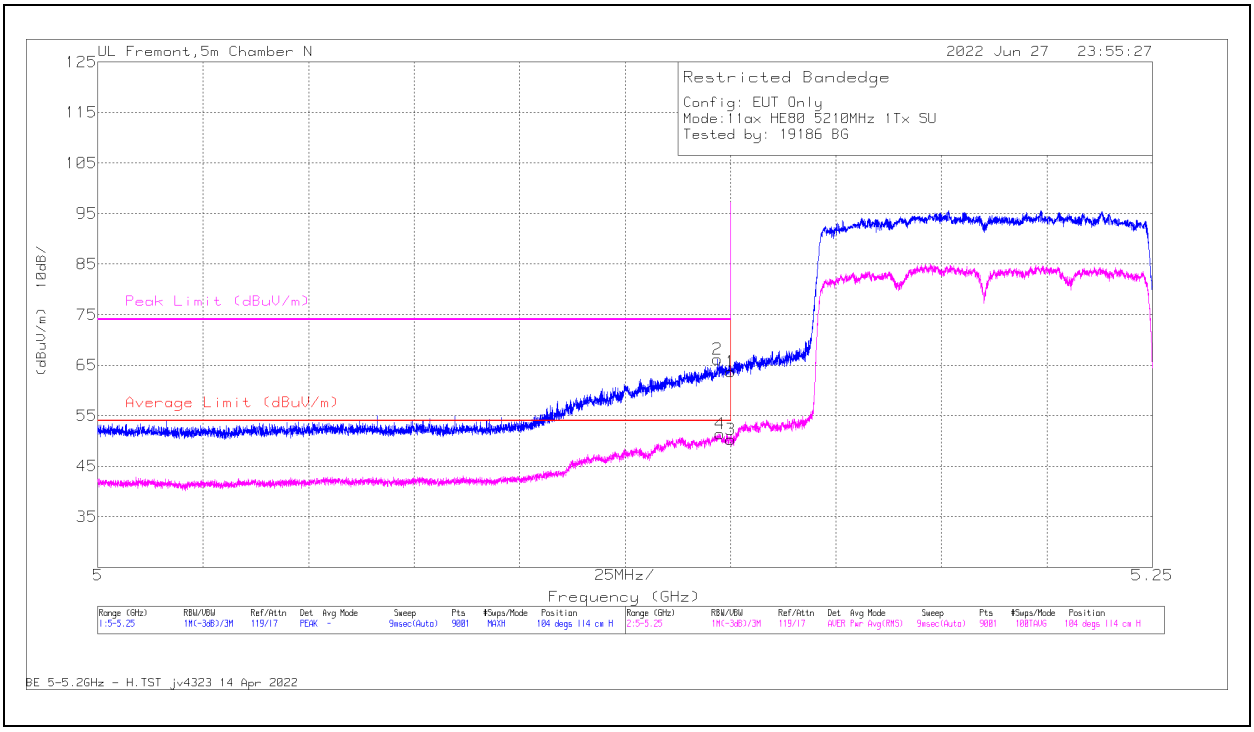

Marker	Frequency (GHz)	Meter Reading (dBuV)	Det	AF 84796 (dB/m)	Amp/Cbl/Pad (dB)	DCCF (dB)	Corrected Reading (dBuV/m)	Average Limit (dBuV/m)	Margin (dB)	Peak Limit (dBuV/m)	PK Margin (dB)	Azimuth (Degs)	Height (cm)	Polarity
1	* 5.15	69.15	Pk	34.4	-39.9	0	63.65	-	-	74	-10.35	104	114	H
2	* 5.146946	71.66	Pk	34.4	-39.9	0	66.16	-	-	74	-7.84	104	114	H
3	* 5.15	54.73	RMS	34.4	-39.9	0.97	50.20	54	-3.80	-	-	104	114	H
4	* 5.147557	55.98	RMS	34.4	-40	0.97	51.35	54	-2.65	-	-	104	114	H

* - indicates frequency in CFR47 Pt 15 / IC RSS-Restricted Band
Pk - Peak detector
RMS - RMS detection

UL VERIFICATION SERVICES
47173 Benicia Street, Fremont, CA 94538; USA TEL:(510) 319-4000 FAX:(510) 661-0888
This report shall not be reproduced except in full, without the written approval of UL VERIFICATION SERVICES

VERTICAL RESULT

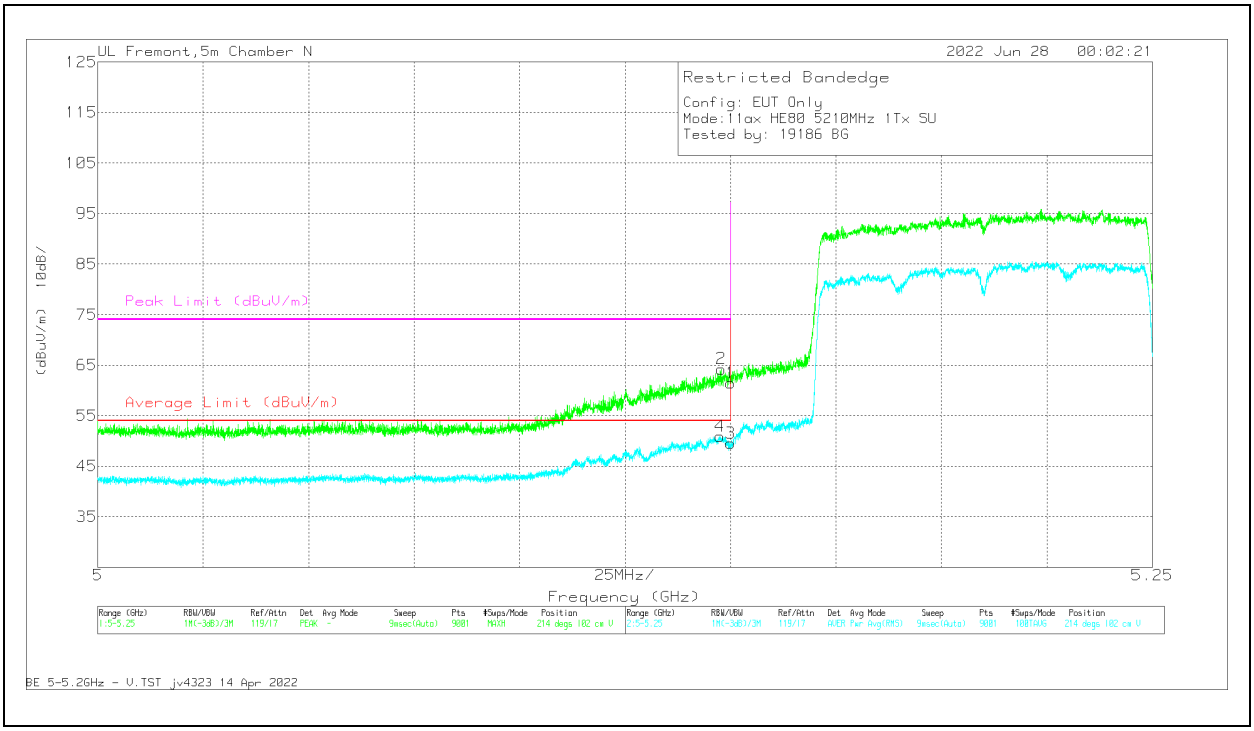

Marker	Frequency (GHz)	Meter Reading (dBuV)	Det	AF 84796 (dB/m)	Amp/Cbl/Pad (dB)	DCCF (dB)	Corrected Reading (dBuV/m)	Average Limit (dBuV/m)	Margin (dB)	Peak Limit (dBuV/m)	PK Margin (dB)	Azimuth (Degs)	Height (cm)	Polarity
1	* 5.15	67	Pk	34.4	-39.9	0	61.5	-	-	74	-12.5	214	102	V
2	* 5.147807	69.86	Pk	34.4	-40	0	64.26	-	-	74	-9.74	214	102	V
3	* 5.15	53.96	RMS	34.4	-39.9	0.97	49.43	54	-4.57	-	-	214	102	V
4	* 5.147501	55.51	RMS	34.4	-40	0.97	50.88	54	-3.12	-	-	214	102	V

* - indicates frequency in CFR47 Pt 15 / IC RSS-Restricted Band
Pk - Peak detector
RMS - RMS detection

UL VERIFICATION SERVICES
47173 Benicia Street, Fremont, CA 94538; USA TEL:(510) 319-4000 FAX:(510) 661-0888
This report shall not be reproduced except in full, without the written approval of UL VERIFICATION SERVICES

1TX Antenna 5 MODE: 26-Tones, RU Index 0

BANDEDGE (MID CHANNEL)

HORIZONTAL RESULT

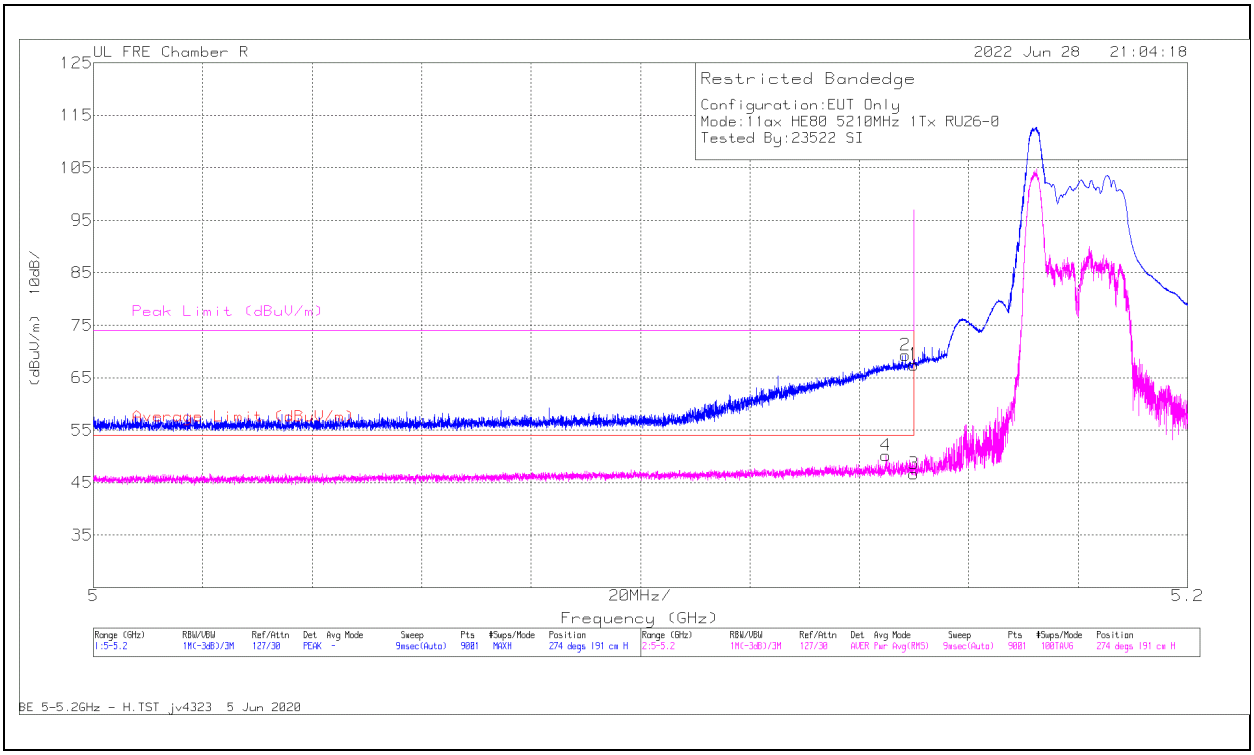

Marker	Frequency (GHz)	Meter Reading (dBuV)	Det	200785 ACF (dB)	Amp/Cbl/Fltr/Pad (dB)	DC Corr (dB)	Corrected Reading (dBuV/m)	Average Limit (dBuV/m)	Margin (dB)	Peak Limit (dBuV/m)	PK Margin (dB)	Azimuth (Degs)	Height (cm)	Polarity
1	* 5.15	65.78	Pk	34.2	-32.5	0	67.48	-	-	74	-6.52	274	191	H
2	* 5.148443	67.61	Pk	34.2	-32.5	0	69.31	-	-	74	-4.69	274	191	H
3	* 5.15	44.57	RMS	34.2	-32.5	0.46	46.73	54	-7.27	-	-	274	191	H
4	* 5.144843	48.04	RMS	34.2	-32.5	0.46	50.20	54	-3.80	-	-	274	191	H

* - indicates frequency in CFR47 Pt 15 / IC RSS-Restricted Band
Pk - Peak detector
RMS - RMS detection

UL VERIFICATION SERVICES
47173 Benicia Street, Fremont, CA 94538; USA TEL:(510) 319-4000 FAX:(510) 661-0888
This report shall not be reproduced except in full, without the written approval of UL VERIFICATION SERVICES

VERTICAL RESULT

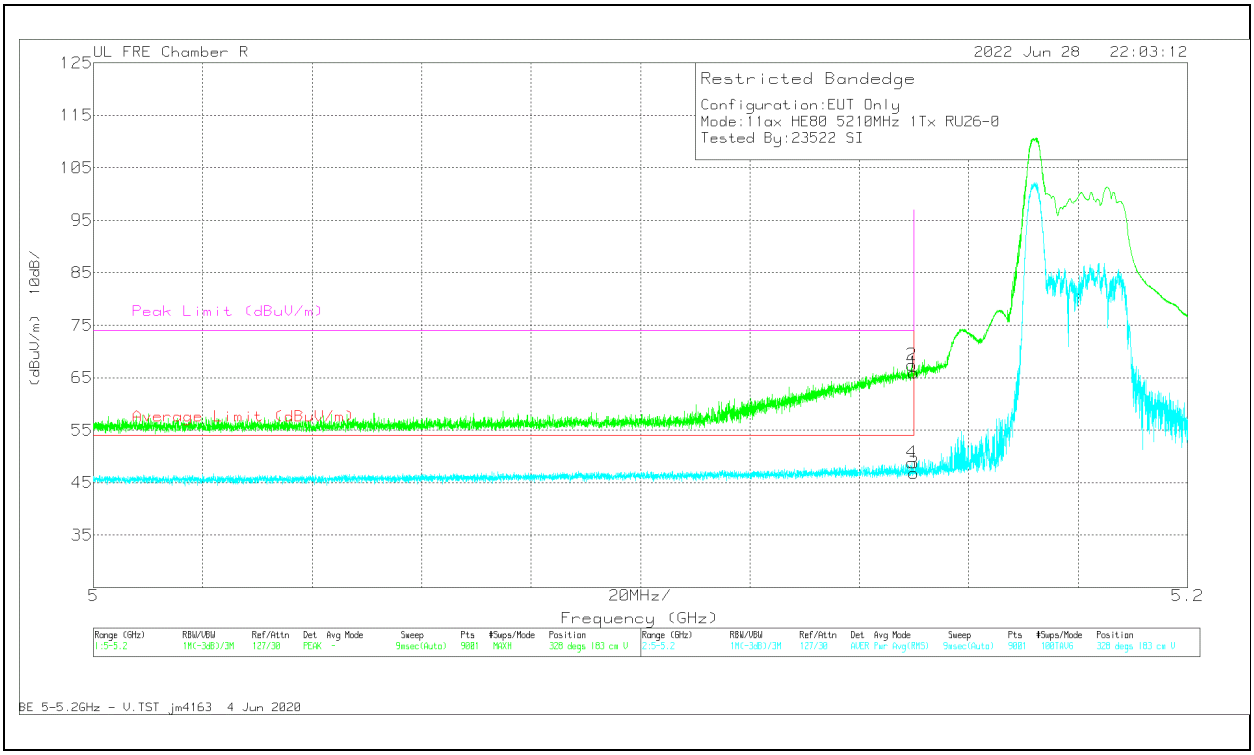

Marker	Frequency (GHz)	Meter Reading (dBuV)	Det	200785 ACF (dB)	Amp/Cbl/Fltr/Pad (dB)	DC Corr (dB)	Corrected Reading (dBuV/m)	Average Limit (dBuV/m)	Margin (dB)	Peak Limit (dBuV/m)	PK Margin (dB)	Azimuth (Degs)	Height (cm)	Polarity
1	* 5.15	64.27	Pk	34.2	-32.5	0	65.97	-	-	74	-8.03	328	183	V
2	* 5.149554	65.68	Pk	34.2	-32.5	0	67.38	-	-	74	-6.62	328	183	V
3	* 5.15	44.64	RMS	34.2	-32.5	0.46	46.80	54	-7.20	-	-	328	183	V
4	* 5.149554	46.6	RMS	34.2	-32.5	0.46	48.76	54	-5.24	-	-	328	183	V

* - indicates frequency in CFR47 Pt 15 / IC RSS-Restricted Band
Pk - Peak detector
RMS - RMS detection

UL VERIFICATION SERVICES
47173 Benicia Street, Fremont, CA 94538; USA TEL:(510) 319-4000 FAX:(510) 661-0888
This report shall not be reproduced except in full, without the written approval of UL VERIFICATION SERVICES

1TX Antenna 5 MODE: SU, Single User

BANDEDGE (MID CHANNEL)

HORIZONTAL RESULT

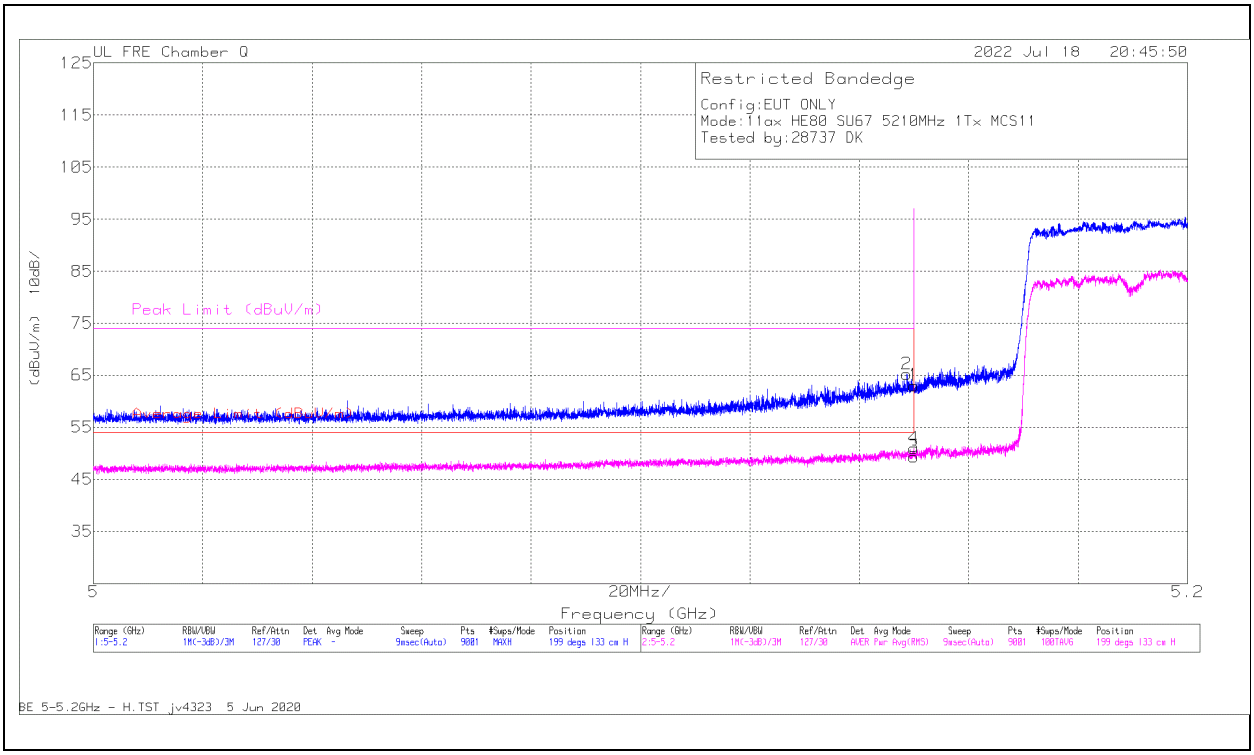

Marker	Frequency (GHz)	Meter Reading (dBuV)	Det	AF 200895 (dB/m)	Amp/Cbl/Fltr/Pad (dB)	DC Corr (dB)	Corrected Reading (dBuV/m)	Average Limit (dBuV/m)	Margin (dB)	Peak Limit (dBuV/m)	PK Margin (dB)	Azimuth (Degs)	Height (cm)	Polarity
1	5.15	60.14	Pk	34.3	-31.4	0	63.04	-	-	74	-10.96	199	133	H
2	5.14871	62.29	Pk	34.3	-31.4	0	65.19	-	-	74	-8.81	199	133	H
3	5.15	45.4	RMS	34.3	-31.4	0.97	49.27	54	-4.73	-	-	199	133	H
4	5.149954	47.01	RMS	34.3	-31.4	0.97	50.88	54	-3.12	-	-	199	133	H

Pk - Peak detector
RMS - RMS detection

UL VERIFICATION SERVICES
47173 Benicia Street, Fremont, CA 94538; USA TEL:(510) 319-4000 FAX:(510) 661-0888
This report shall not be reproduced except in full, without the written approval of UL VERIFICATION SERVICES

VERTICAL RESULT

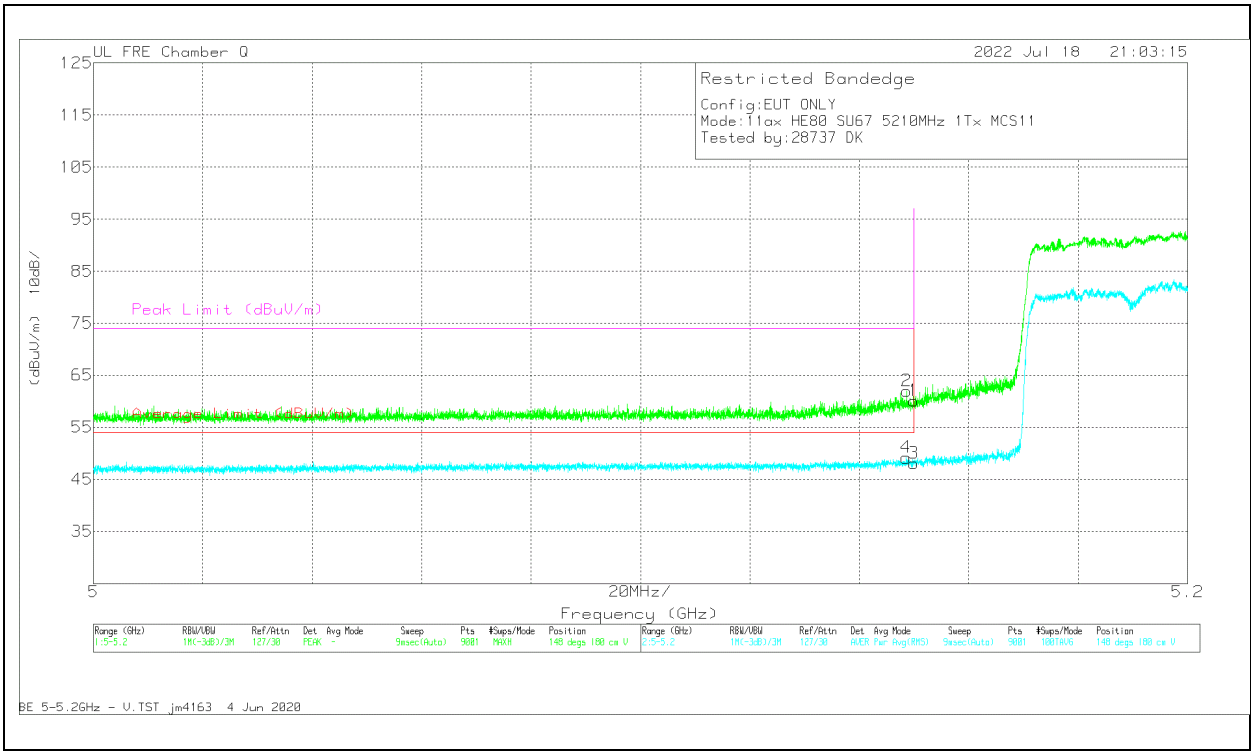

Marker	Frequency (GHz)	Meter Reading (dBuV)	Det	AF 200895 (dB/m)	Amp/Cbl/Fltr/Pad (dB)	DC Corr (dB)	Corrected Reading (dBuV/m)	Average Limit (dBuV/m)	Margin (dB)	Peak Limit (dBuV/m)	PK Margin (dB)	Azimuth (Degs)	Height (cm)	Polarity
1	5.15	57.23	Pk	34.3	-31.4	0	60.13	-	-	74	-13.87	148	180	V
2	5.148687	59.11	Pk	34.3	-31.4	0	62.01	-	-	74	-11.99	148	180	V
3	5.15	44.12	RMS	34.3	-31.4	0.97	47.99	54	-6.01	-	-	148	180	V
4	5.148532	45.21	RMS	34.3	-31.4	0.97	49.08	54	-4.92	-	-	148	180	V

Pk - Peak detector
RMS - RMS detection

UL VERIFICATION SERVICES
47173 Benicia Street, Fremont, CA 94538; USA TEL:(510) 319-4000 FAX:(510) 661-0888
This report shall not be reproduced except in full, without the written approval of UL VERIFICATION SERVICES

2TX Antenna 6 + Antenna 5 OFDMA MODE: 26-Tones, RU Index 0

BANDEDGE (MID CHANNEL)

HORIZONTAL RESULT

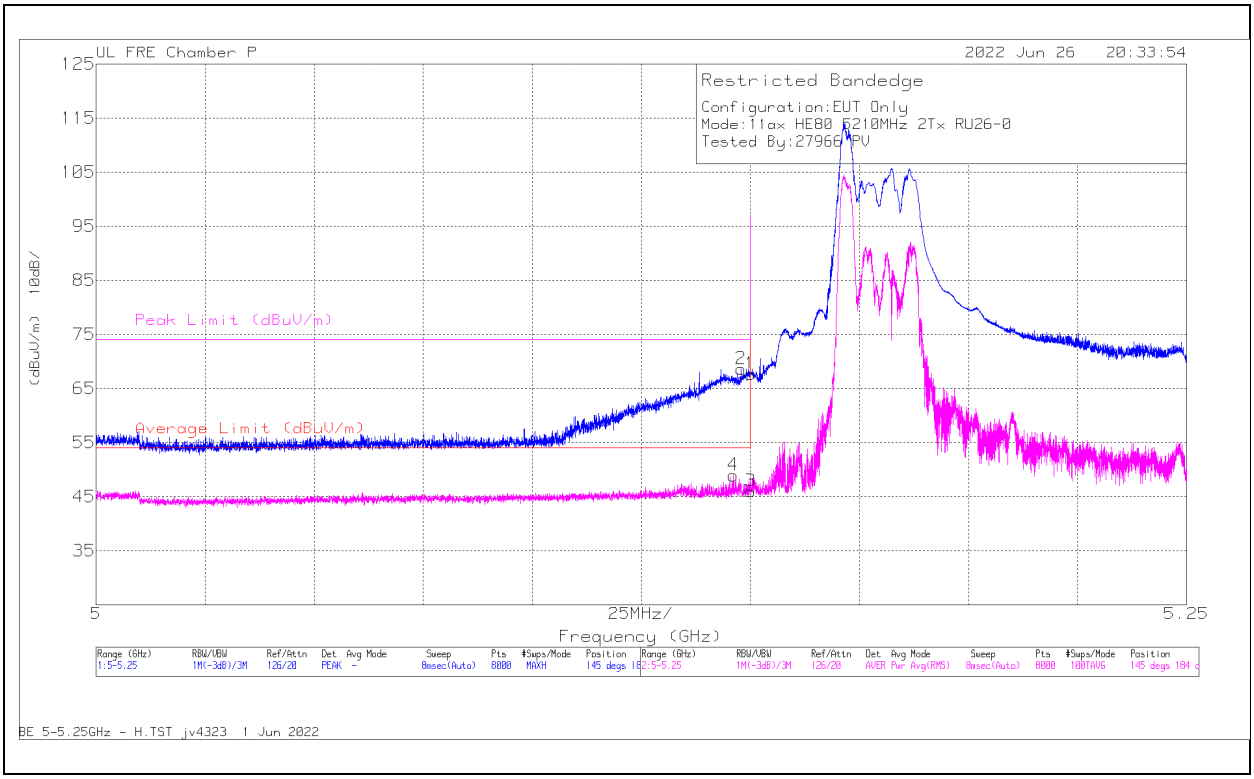

Marker	Frequency (GHz)	Meter Reading (dBuV)	Det	AF 41112 (dB/m)	Amp/Cbl/Fltr/Pad (dB)	DC Corr (dB)	Corrected Reading (dBuV/m)	Average Limit (dBuV/m)	Margin (dB)	Peak Limit (dBuV/m)	PK Margin (dB)	Azimuth (Degs)	Height (cm)	Polarity
1	5.15	63.37	Pk	34.4	-30.1	0	67.67	-	-	74	-6.33	145	184	H
2	5.147863	64.29	Pk	34.4	-30.1	0	68.59	-	-	74	-5.41	145	184	H
3	5.15	41.24	RMS	34.4	-30.1	.46	46	54	-8	-	-	145	184	H
4	5.146081	44.18	RMS	34.4	-30.1	.46	48.94	54	-5.06	-	-	145	184	H

Pk - Peak detector
RMS - RMS detection

UL VERIFICATION SERVICES
47173 Benicia Street, Fremont, CA 94538; USA TEL:(510) 319-4000 FAX:(510) 661-0888
This report shall not be reproduced except in full, without the written approval of UL VERIFICATION SERVICES

VERTICAL RESULT

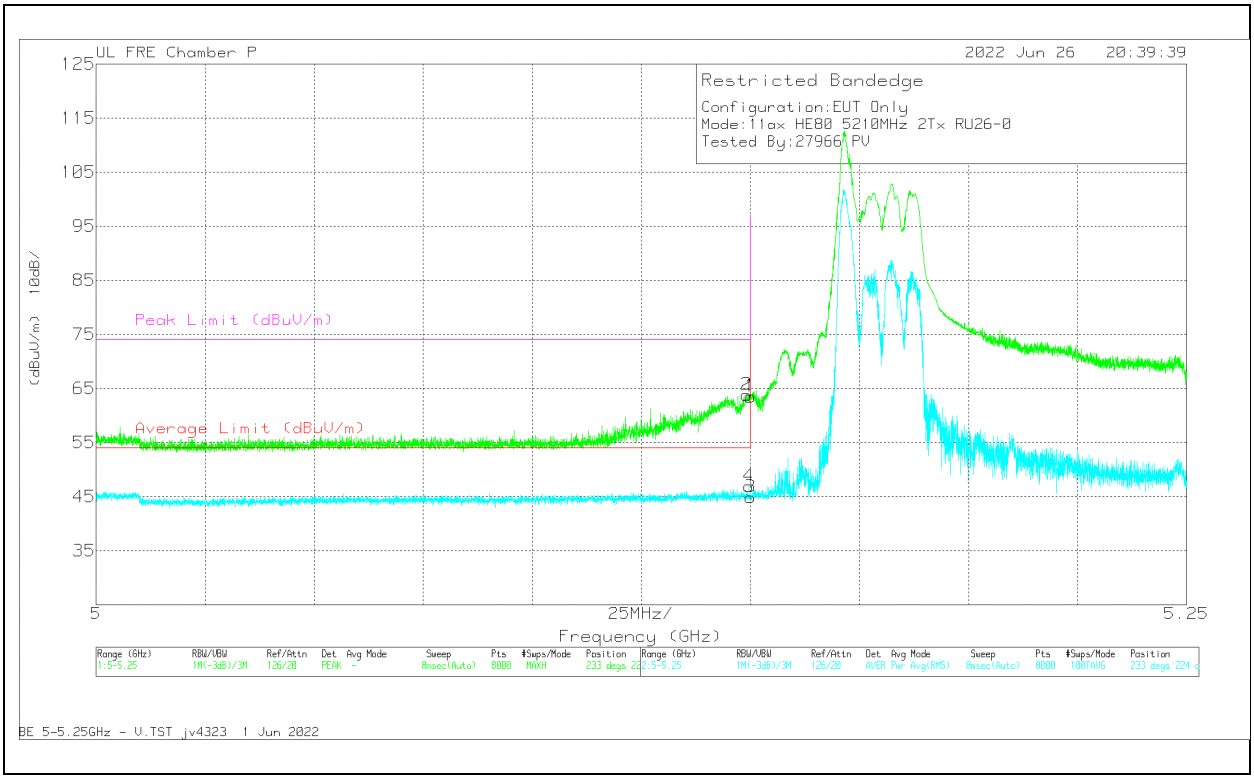

Marker	Frequency (GHz)	Meter Reading (dBuV)	Det	AF 41112 (dB/m)	Amp/Cbl/Fltr/Pad (dB)	DC Corr (dB)	Corrected Reading (dBuV/m)	Average Limit (dBuV/m)	Margin (dB)	Peak Limit (dBuV/m)	PK Margin (dB)	Azimuth (Degs)	Height (cm)	Polarity
1	5.15	59.2	Pk	34.4	-30.1	0	63.5	-	-	74	-10.5	233	224	V
2	5.149144	59.41	Pk	34.4	-30	0	63.81	-	-	74	-10.19	233	224	V
3	5.15	40.15	RMS	34.4	-30.1	.46	44.91	54	-9.09	-	-	233	224	V
4	5.149644	42.14	RMS	34.4	-30.1	.46	46.9	54	-7.1	-	-	233	224	V

Pk - Peak detector
RMS - RMS detection

UL VERIFICATION SERVICES
47173 Benicia Street, Fremont, CA 94538; USA TEL:(510) 319-4000 FAX:(510) 661-0888
This report shall not be reproduced except in full, without the written approval of UL VERIFICATION SERVICES

HARMONICS AND SPURIOUS EMISSIONS

MID CHANNEL RESULTS

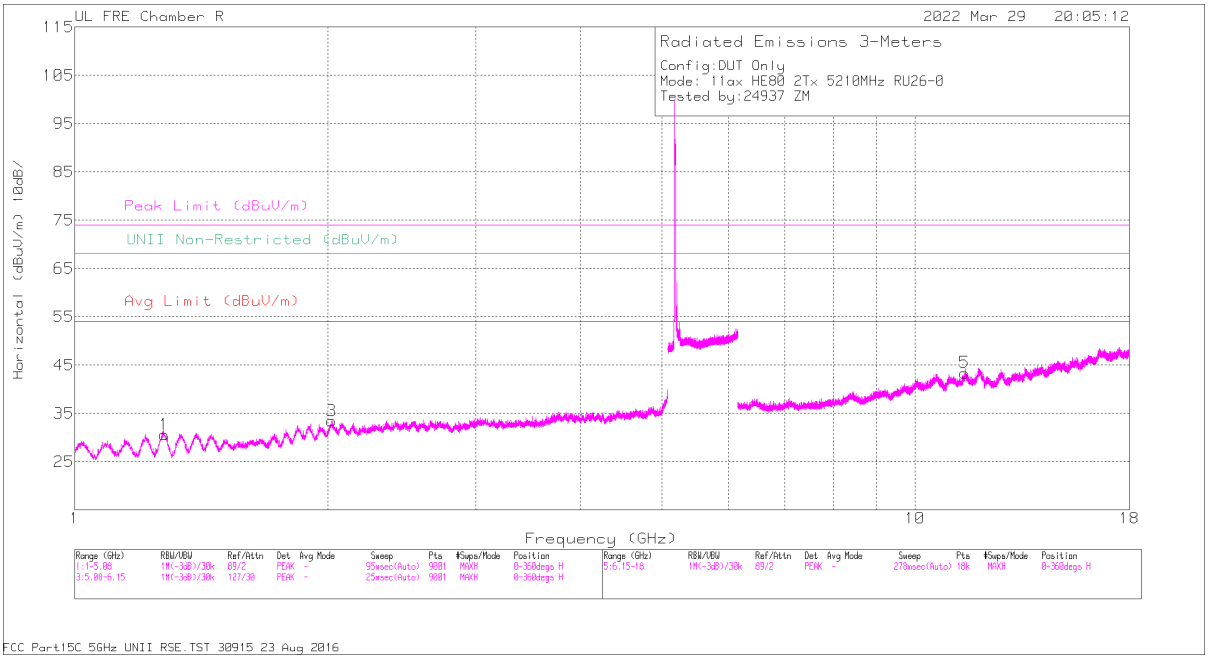

HORIZONTAL

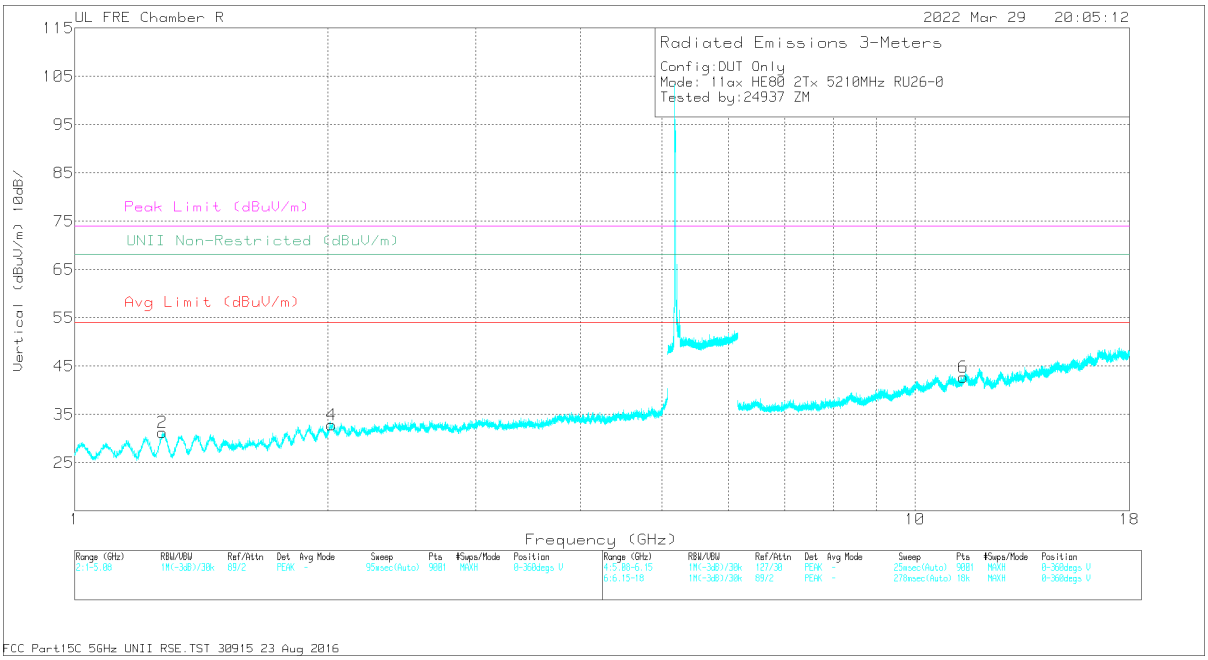

VERTICAL

UL VERIFICATION SERVICES
47173 Benicia Street, Fremont, CA 94538; USA TEL:(510) 319-4000 FAX:(510) 661-0888
This report shall not be reproduced except in full, without the written approval of UL VERIFICATION SERVICES

RADIATED EMISSIONS

Marker	Frequency (GHz)	Meter Reading (dBuV)	Det	200785 ACF (dB)	Amp/Cbl/Fltr/Pad (dB)	DC Corr (dB)	Corrected Reading (dBuV/m)	Avg Limit (dBuV/m)	Margin (dB)	Peak Limit (dBuV/m)	PK Margin (dB)	UNII Non-Restricted (dBuV/m)	PK Margin (dB)	Azimuth (Degs)	Height (cm)	Polarity
1	* 1.27901	57.95	PK-U	29	-45.7	0	41.25	-	-	74	-32.75	-	-	6	186	H
	* 1.276789	46.57	ADR	29	-45.7	0	29.87	54	-24.13	-	-	-	-	6	186	H
2	* 1.272711	58.16	PK-U	29	-45.7	0	41.46	-	-	74	-32.54	-	-	91	201	V
	* 1.273978	46.5	ADR	29	-45.7	0	29.8	54	-24.2	-	-	-	-	91	201	V
3	* 11.4604	47.35	PK-U	38.5	-35.3	0	50.55	-	-	74	-23.45	-	-	16	380	H
	* 11.4582	36.19	ADR	38.5	-35.3	0	39.39	54	-14.61	-	-	-	-	16	380	H
4	* 11.4220	48.32	PK-U	38.5	-35.7	0	51.12	-	-	74	-22.88	-	-	356	387	V
	* 11.4230	36.33	ADR	38.5	-35.7	0	39.13	54	-14.87	-	-	-	-	356	387	V
6	2.021041	57.6	PK-U	31.3	-45.5	0	43.4	-	-	-	-	68.2	-24.8	296	296	V
	2.019978	45.68	ADR	31.3	-45.5	0	31.48	-	-	-	-	-	-	296	296	V
5	2.021535	57.69	PK-U	31.3	-45.5	0	43.49	-	-	-	-	68.2	-24.71	223	170	H

* - indicates frequency in CFR47 Pt 15 / IC RSS-Restricted Band
PK-U - U-NII: Maximum Peak
ADR - U-NII AD primary method, RMS average

UL VERIFICATION SERVICES
47173 Benicia Street, Fremont, CA 94538; USA TEL:(510) 319-4000 FAX:(510) 661-0888
This report shall not be reproduced except in full, without the written approval of UL VERIFICATION SERVICES

2TX Antenna 6 + Antenna 5 OFDMA MODE: SU, Single User

BANDEDGE (MID CHANNEL)

HORIZONTAL RESULT

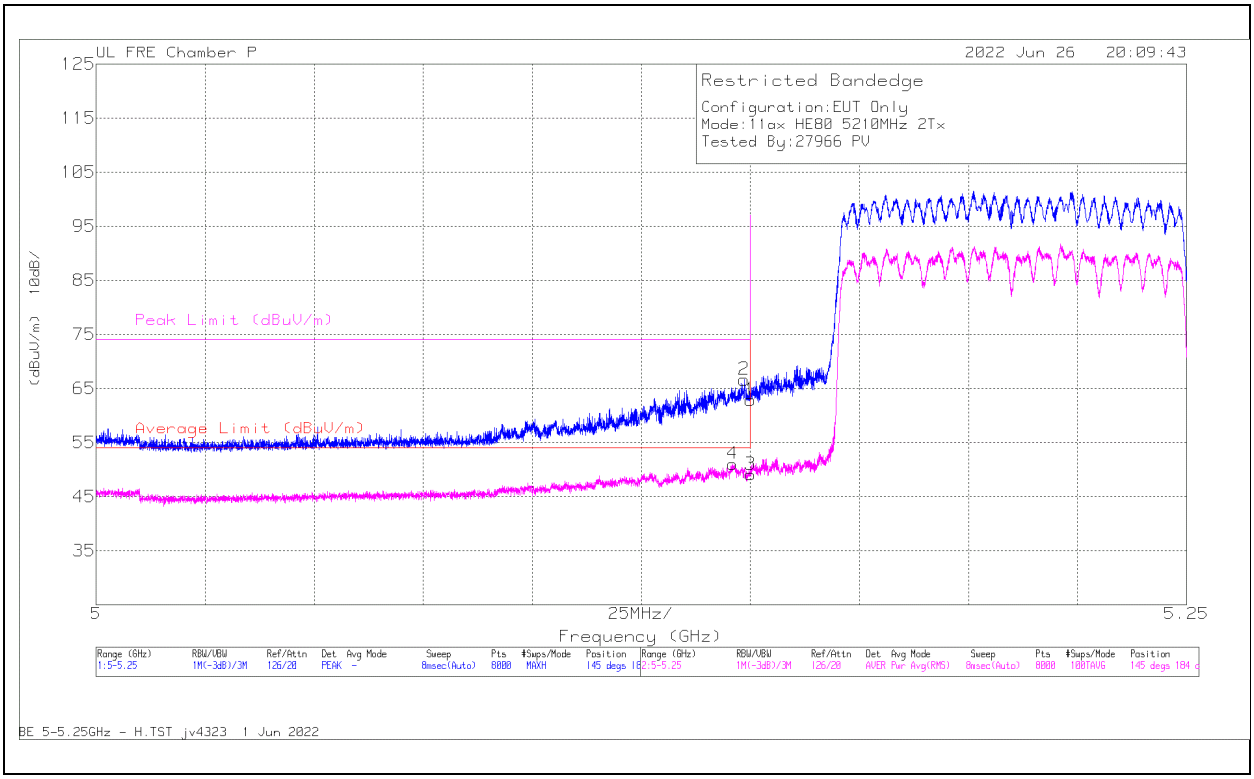

Marker	Frequency (GHz)	Meter Reading (dBuV)	Det	AF 41112 (dB/m)	Amp/Cbl/Fltr/Pad (dB)	DC Corr (dB)	Corrected Reading (dBuV/m)	Average Limit (dBuV/m)	Margin (dB)	Peak Limit (dBuV/m)	PK Margin (dB)	Azimuth (Degs)	Height (cm)	Polarity
1	5.15	58.59	Pk	34.4	-30.1	0	62.89	-	-	74	-11.11	145	184	H
2	5.14855	62.23	Pk	34.4	-30	0	66.63	-	-	74	-7.37	145	184	H
3	5.15	43.84	RMS	34.4	-30.1	.97	49.11	54	-4.89	-	-	145	184	H
4	5.145925	45.77	RMS	34.4	-30.1	.97	51.04	54	-2.96	-	-	145	184	H

Pk - Peak detector
RMS - RMS detection

UL VERIFICATION SERVICES
47173 Benicia Street, Fremont, CA 94538; USA TEL:(510) 319-4000 FAX:(510) 661-0888
This report shall not be reproduced except in full, without the written approval of UL VERIFICATION SERVICES

VERTICAL RESULT

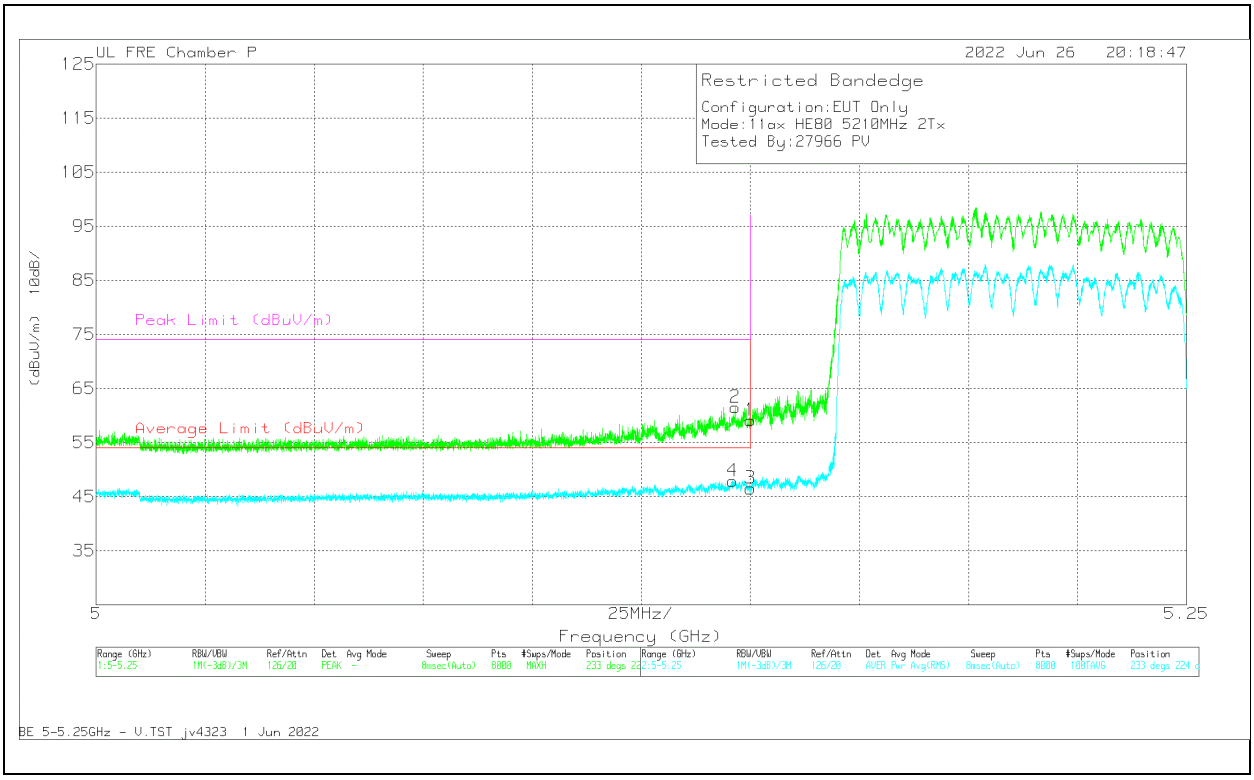

Marker	Frequency (GHz)	Meter Reading (dBuV)	Det	AF 41112 (dB/m)	Amp/Cbl/Fltr/Pad (dB)	DC Corr (dB)	Corrected Reading (dBuV/m)	Average Limit (dBuV/m)	Margin (dB)	Peak Limit (dBuV/m)	PK Margin (dB)	Azimuth (Degs)	Height (cm)	Polarity
1	5.15	54.8	Pk	34.4	-30.1	0	59.1	-	-	74	-14.9	233	224	V
2	5.146519	57.21	Pk	34.4	-30.1	0	61.51	-	-	74	-12.49	233	224	V
3	5.15	41.26	RMS	34.4	-30.1	.97	46.53	54	-7.47	-	-	233	224	V
4	5.145894	42.61	RMS	34.4	-30.1	.97	47.88	54	-6.12	-	-	233	224	V

Pk - Peak detector
RMS - RMS detection

UL VERIFICATION SERVICES
47173 Benicia Street, Fremont, CA 94538; USA TEL:(510) 319-4000 FAX:(510) 661-0888
This report shall not be reproduced except in full, without the written approval of UL VERIFICATION SERVICES

HARMONICS AND SPURIOUS EMISSIONS

MID CHANNEL RESULTS

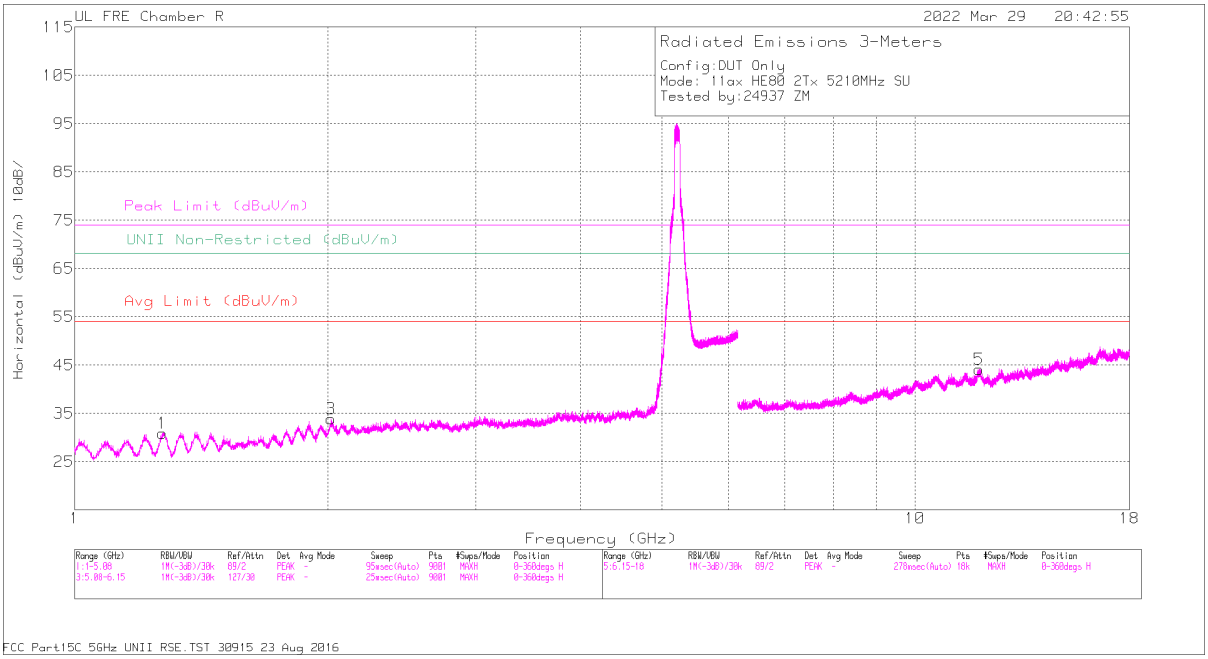

HORIZONTAL

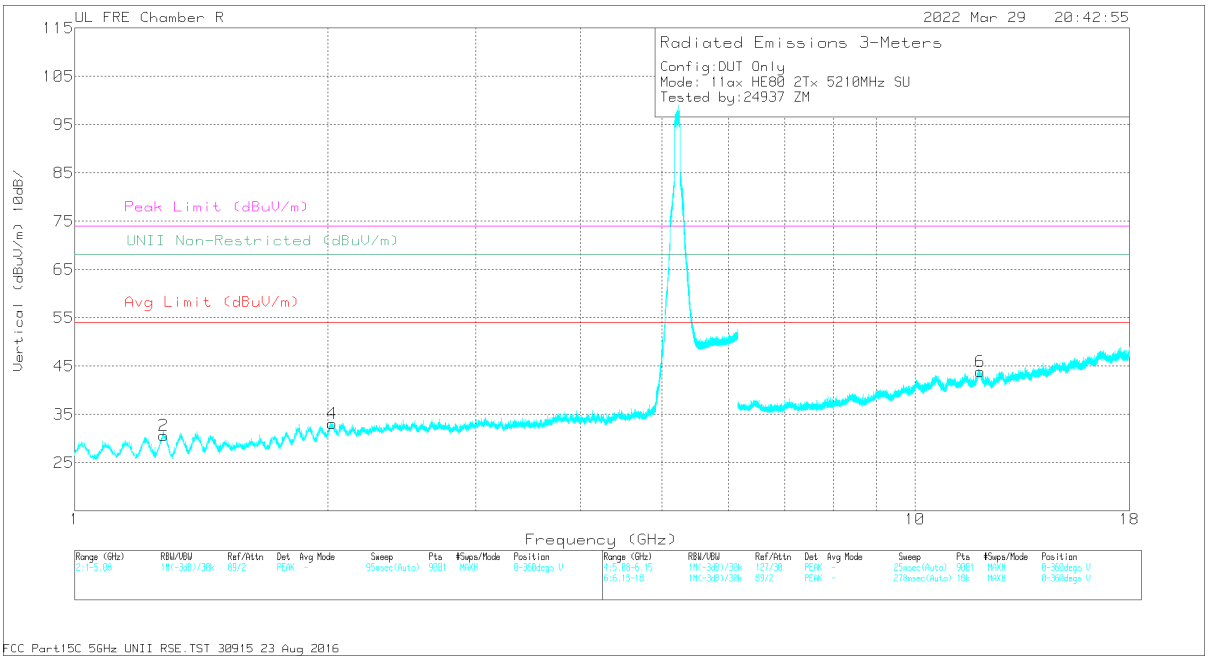

VERTICAL

UL VERIFICATION SERVICES
47173 Benicia Street, Fremont, CA 94538; USA TEL:(510) 319-4000 FAX:(510) 661-0888
This report shall not be reproduced except in full, without the written approval of UL VERIFICATION SERVICES

RADIATED EMISSIONS

Marker	Frequency (GHz)	Meter Reading (dBuV)	Det	200785 ACF (dB)	Amp/Cbl/Fltr/Pad (dB)	DC Corr (dB)	Corrected Reading (dBuV/m)	Avg Limit (dBuV/m)	Margin (dB)	Peak Limit (dBuV/m)	PK Margin (dB)	UNII Non-Restricted (dBuV/m)	PK Margin (dB)	Azimuth (Degs)	Height (cm)	Polarity
1	* 1.269641	58.91	PK-U	28.9	-45.7	0	42.11	-	-	74	-31.89	-	-	272	166	H
	* 1.272358	46.21	ADR	29	-45.7	0.23	29.74	54	-24.26	-	-	-	-	272	166	H
2	* 1.276383	58.2	PK-U	29	-45.7	0	41.5	-	-	74	-32.5	-	-	31	356	V
	* 1.27558	46.48	ADR	29	-45.7	0.23	30.01	54	-23.99	-	-	-	-	31	356	V
3	* 11.928999	48.2	PK-U	38.8	-35.8	0	51.2	-	-	74	-22.8	-	-	293	114	H
	* 11.928295	36.65	ADR	38.8	-35.8	0.23	39.88	54	-14.12	-	-	-	-	293	114	H
4	* 11.956175	48.44	PK-U	38.8	-35.7	0	51.54	-	-	74	-22.46	-	-	274	110	V
	* 11.95695	36.5	ADR	38.8	-35.8	0.23	39.73	54	-14.27	-	-	-	-	274	110	V
5	2.017932	45.68	ADR	31.3	-45.6	.26	31.64	-	-	-	-	-	-	205	271	H
	2.019694	57.73	PK-U	31.3	-45.5	0	43.53	-	-	-	-	68.2	-24.67	205	271	H
6	2.024291	57.3	PK-U	31.4	-45.7	0	43	-	-	-	-	68.2	-25.2	221	160	V

* - indicates frequency in CFR47 Pt 15 / IC RSS-Restricted Band
PK-U - U-NII: Maximum Peak
ADR - U-NII AD primary method, RMS average

UL VERIFICATION SERVICES
47173 Benicia Street, Fremont, CA 94538; USA TEL:(510) 319-4000 FAX:(510) 661-0888
This report shall not be reproduced except in full, without the written approval of UL VERIFICATION SERVICES

1.1.7. TX ABOVE 1 GHz 802.11n HT20 MODE IN THE 5.3 GHz BAND

1TX Antenna 6

BANDEDGE (HIGH CHANNEL)

HORIZONTAL RESULT

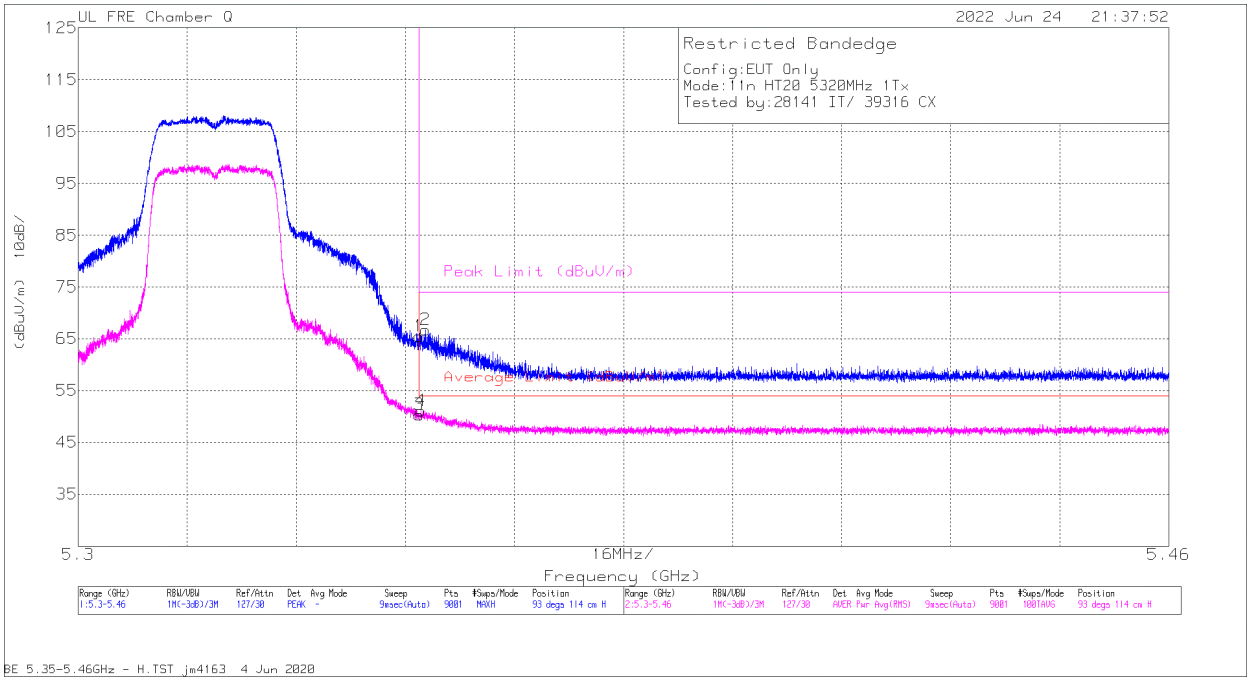

Marker	Frequency (GHz)	Meter Reading (dBuV)	Det	AF 200895 (dB/m)	Amp/Cbl/Fltr/Pad (dB)	DC Corr (dB)	Corrected Reading (dBuV/m)	Average Limit (dBuV/m)	Margin (dB)	Peak Limit (dBuV/m)	PK Margin (dB)	Azimuth (Degs)	Height (cm)	Polarity
1	5.35	61.82	Pk	34.5	-30.8	0	65.52	-	-	74	-8.48	93	114	H
2	5.350934	63.07	Pk	34.5	-30.8	0	66.77	-	-	74	-7.23	93	114	H
3	5.35	46.27	RMS	34.5	-30.8	0.62	50.59	54	-3.41	-	-	93	114	H
4	5.350312	47.03	RMS	34.5	-30.8	0.62	51.35	54	-2.65	-	-	93	114	H

Pk - Peak detector
RMS - RMS detection

UL VERIFICATION SERVICES
47173 Benicia Street, Fremont, CA 94538; USA TEL:(510) 319-4000 FAX:(510) 661-0888
This report shall not be reproduced except in full, without the written approval of UL VERIFICATION SERVICES

VERTICAL RESULT

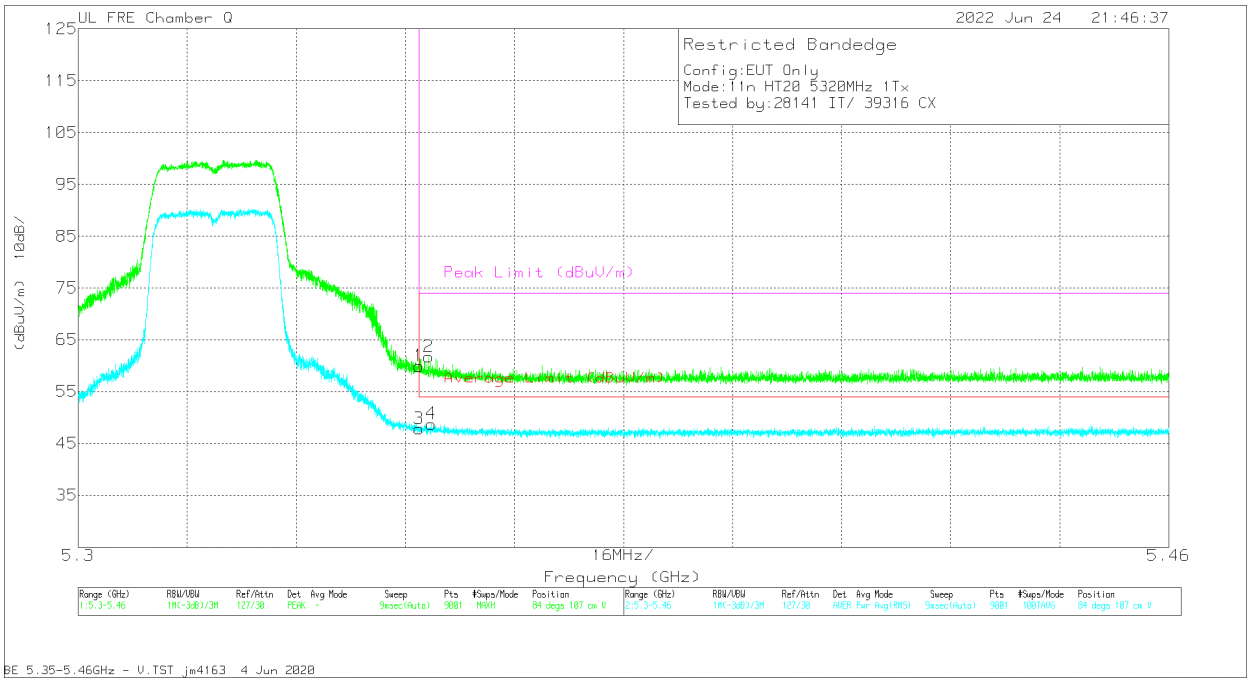

Marker	Frequency (GHz)	Meter Reading (dBuV)	Det	AF 200895 (dB/m)	Amp/Cbl/Fltr/Pad (dB)	DC Corr (dB)	Corrected Reading (dBuV/m)	Average Limit (dBuV/m)	Margin (dB)	Peak Limit (dBuV/m)	PK Margin (dB)	Azimuth (Degs)	Height (cm)	Polarity
1	5.35	56.22	Pk	34.5	-30.8	0	59.92	-	-	74	-14.08	84	107	V
2	5.35145	57.99	Pk	34.5	-30.8	0	61.69	-	-	74	-12.31	84	107	V
3	5.35	43.74	RMS	34.5	-30.8	0.62	48.06	54	-5.94	-	-	84	107	V
4	5.35177	44.71	RMS	34.5	-30.8	0.62	49.03	54	-4.97	-	-	84	107	V

Pk - Peak detector
RMS - RMS detection

UL VERIFICATION SERVICES
47173 Benicia Street, Fremont, CA 94538; USA TEL:(510) 319-4000 FAX:(510) 661-0888
This report shall not be reproduced except in full, without the written approval of UL VERIFICATION SERVICES

1TX Antenna 5

BANDEDGE (HIGH CHANNEL)

HORIZONTAL RESULT

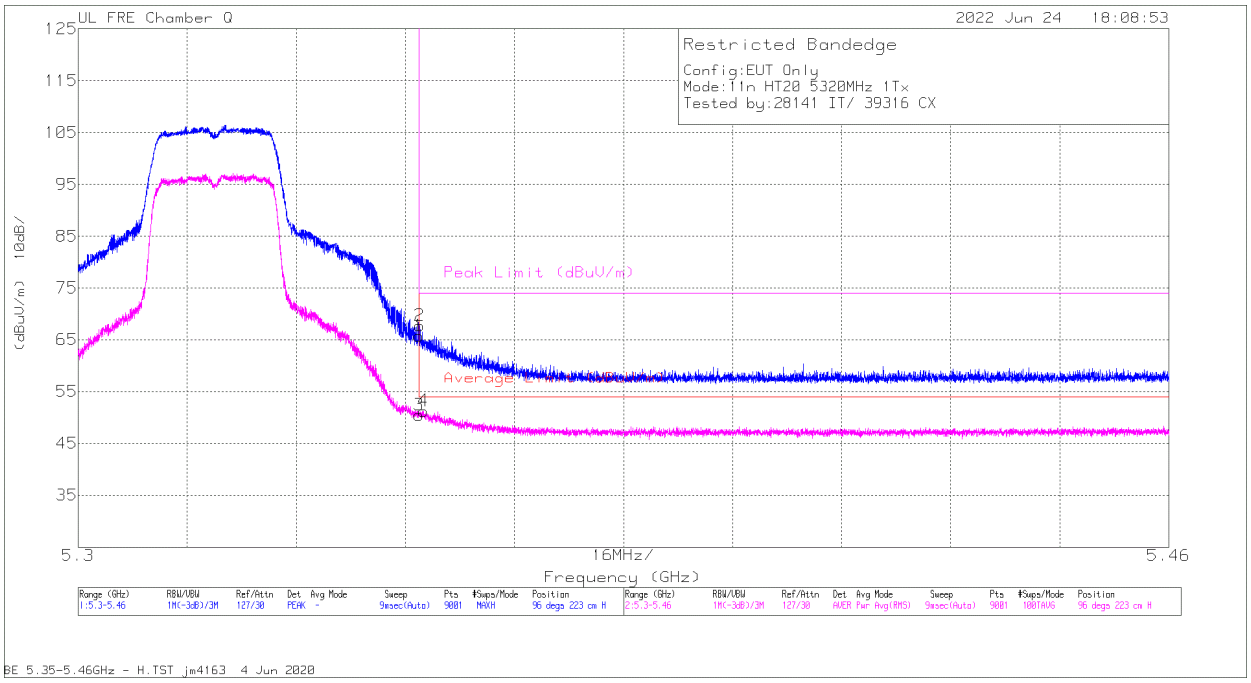

Marker	Frequency (GHz)	Meter Reading (dBuV)	Det	AF 200895 (dB/m)	Amp/Cbl/Fltr/Pad (dB)	DC Corr (dB)	Corrected Reading (dBuV/m)	Average Limit (dBuV/m)	Margin (dB)	Peak Limit (dBuV/m)	PK Margin (dB)	Azimuth (Degs)	Height (cm)	Polarity
1	5.35	62.03	Pk	34.5	-30.8	0	65.73	-	-	74	-8.27	96	223	H
2	5.350116	64.07	Pk	34.5	-30.8	0	67.77	-	-	74	-6.23	96	223	H
3	5.35	46.39	RMS	34.5	-30.8	0.62	50.71	54	-3.29	-	-	96	223	H
4	5.35065	47.21	RMS	34.5	-30.8	0.62	51.53	54	-2.47	-	-	96	223	H

Pk - Peak detector
RMS - RMS detection

UL VERIFICATION SERVICES
47173 Benicia Street, Fremont, CA 94538; USA TEL:(510) 319-4000 FAX:(510) 661-0888
This report shall not be reproduced except in full, without the written approval of UL VERIFICATION SERVICES

VERTICAL RESULT

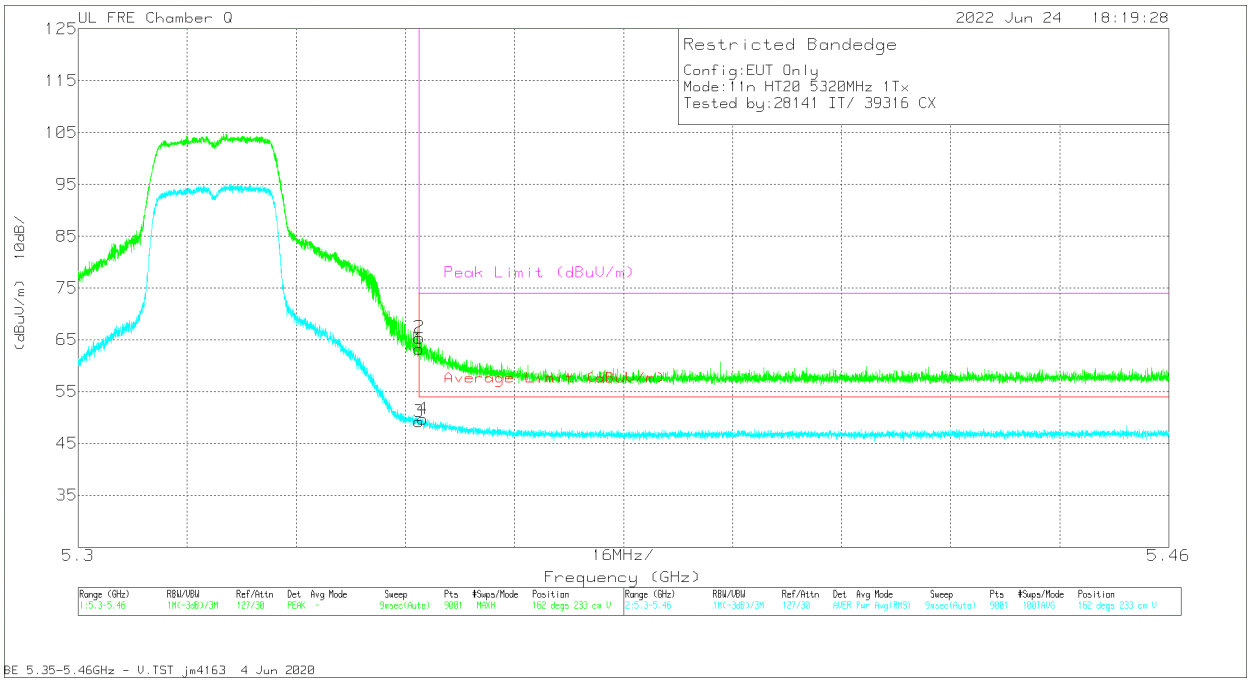

Marker	Frequency (GHz)	Meter Reading (dBuV)	Det	AF 200895 (dB/m)	Amp/Cbl/Fltr/Pad (dB)	DC Corr (dB)	Corrected Reading (dBuV/m)	Average Limit (dBuV/m)	Margin (dB)	Peak Limit (dBuV/m)	PK Margin (dB)	Azimuth (Degs)	Height (cm)	Polarity
1	5.35	59.52	Pk	34.5	-30.8	0	63.22	-	-	74	-10.78	162	233	V
2	5.350045	61.72	Pk	34.5	-30.8	0	65.42	-	-	74	-8.58	162	233	V
3	5.35	45.15	RMS	34.5	-30.8	0.62	49.47	54	-4.53	-	-	162	233	V
4	5.350525	45.63	RMS	34.5	-30.8	0.62	49.95	54	-4.05	-	-	162	233	V

Pk - Peak detector
RMS - RMS detection

UL VERIFICATION SERVICES
47173 Benicia Street, Fremont, CA 94538; USA TEL:(510) 319-4000 FAX:(510) 661-0888
This report shall not be reproduced except in full, without the written approval of UL VERIFICATION SERVICES

2TX Antenna 6 + Antenna 5 CDD MODE

BANDEDGE (HIGH CHANNEL)

HORIZONTAL RESULT

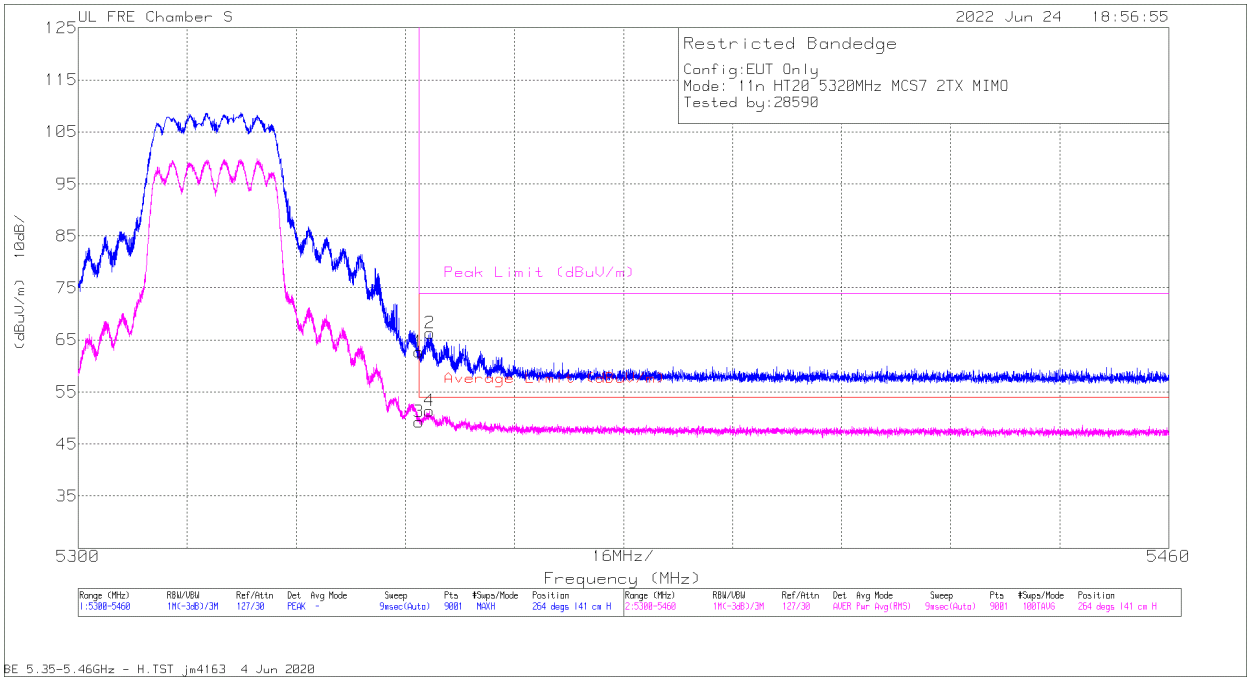

Marker	Frequency (MHz)	Meter Reading (dBuV)	Det	AF 206807 (dB/m)	Amp/Cbl/Fltr/Pad (dB)	DC Corr (dB)	Corrected Reading (dBuV/m)	Average Limit (dBuV/m)	Margin (dB)	Peak Limit (dBuV/m)	PK Margin (dB)	Azimuth (Degs)	Height (cm)	Polarity
1	5350	59.37	Pk	34.6	-31.2	0	62.77	-	-	74	-11.23	264	141	H
2	5351.627	62.89	Pk	34.6	-31.2	0	66.29	-	-	74	-7.71	264	141	H
3	5350	45.49	RMS	34.6	-31.2	0.62	49.51	54	-4.49	-	-	264	141	H
4	5351.521	47.64	RMS	34.6	-31.2	0.62	51.66	54	-2.34	-	-	264	141	H

Pk - Peak detector
RMS - RMS detection

UL VERIFICATION SERVICES
47173 Benicia Street, Fremont, CA 94538; USA TEL:(510) 319-4000 FAX:(510) 661-0888
This report shall not be reproduced except in full, without the written approval of UL VERIFICATION SERVICES

VERTICAL RESULT

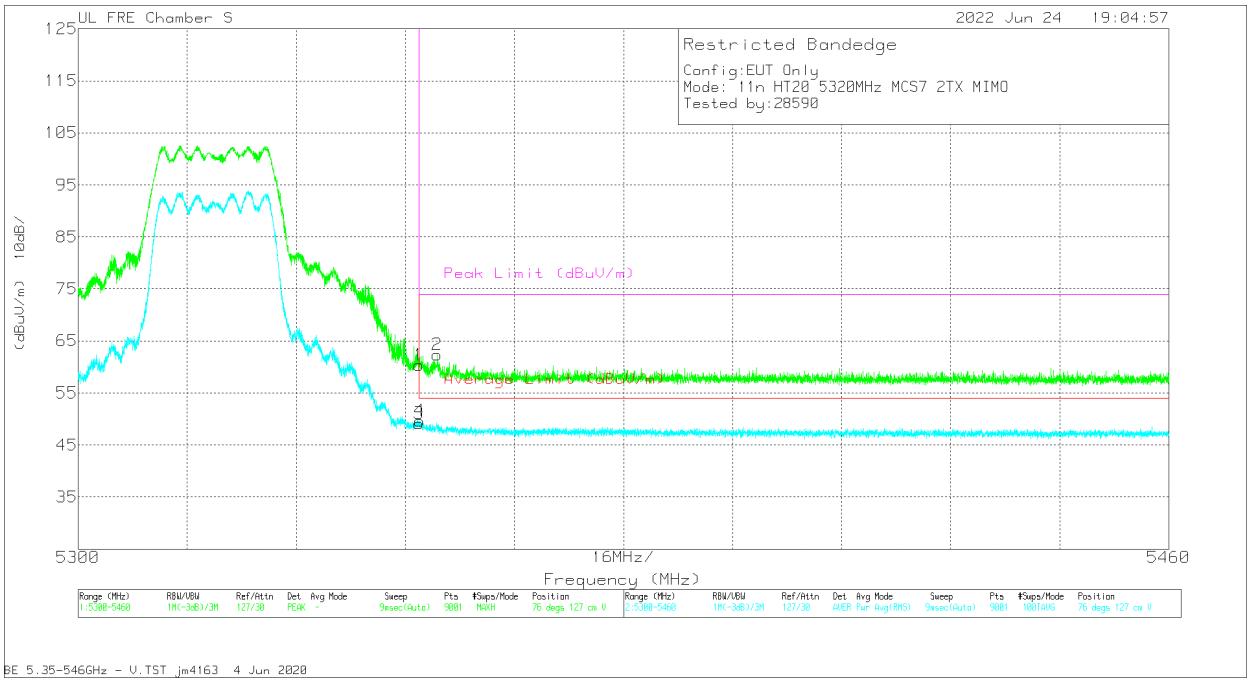

Marker	Frequency (MHz)	Meter Reading (dBuV)	Det	AF 206807 (dB/m)	Amp/Cbl/Fltr/Pad (dB)	DC Corr (dB)	Corrected Reading (dBuV/m)	Average Limit (dBuV/m)	Margin (dB)	Peak Limit (dBuV/m)	PK Margin (dB)	Azimuth (Degs)	Height (cm)	Polarity
1	5350	56.93	Pk	34.6	-31.2	0	60.33	-	-	74	-13.67	76	127	V
2	5352.694	58.93	Pk	34.6	-31.2	0	62.33	-	-	74	-11.67	76	127	V
3	5350	45.41	RMS	34.6	-31.2	0.62	49.43	54	-4.57	-	-	76	127	V
4	5350.081	45.82	RMS	34.6	-31.2	0.62	49.84	54	-4.16	-	-	76	127	V

Pk - Peak detector
RMS - RMS detection

UL VERIFICATION SERVICES
47173 Benicia Street, Fremont, CA 94538; USA TEL:(510) 319-4000 FAX:(510) 661-0888
This report shall not be reproduced except in full, without the written approval of UL VERIFICATION SERVICES

HARMONICS AND SPURIOUS EMISSIONS

LOW CHANNEL RESULTS

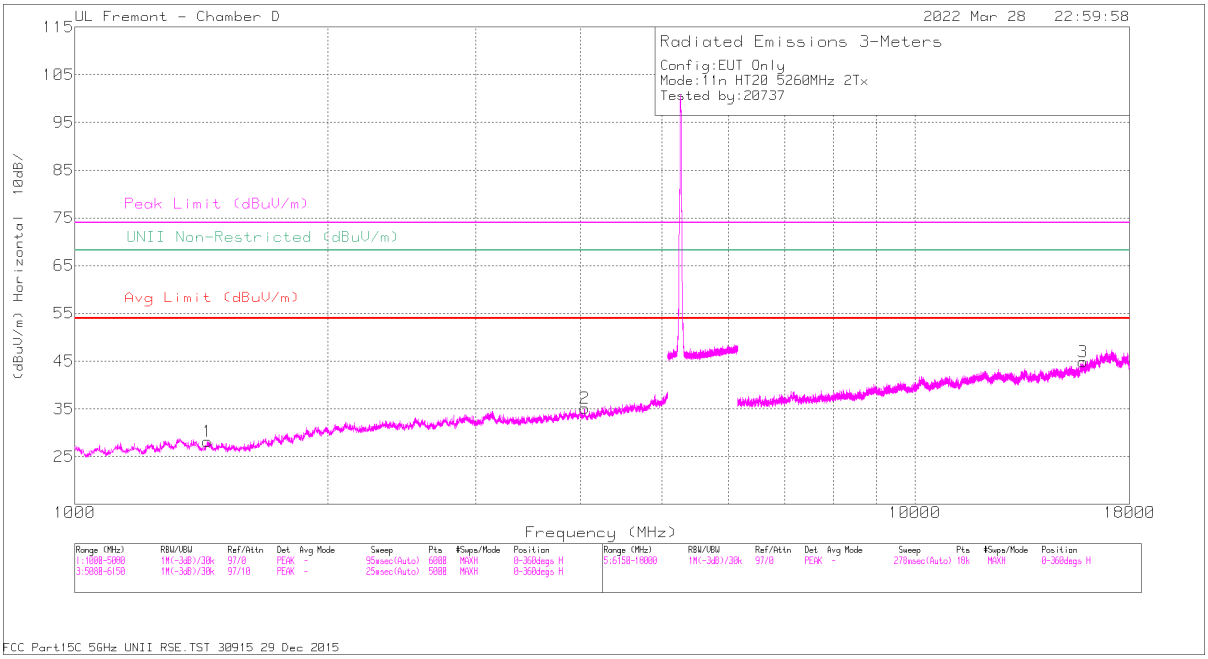

HORIZONTAL

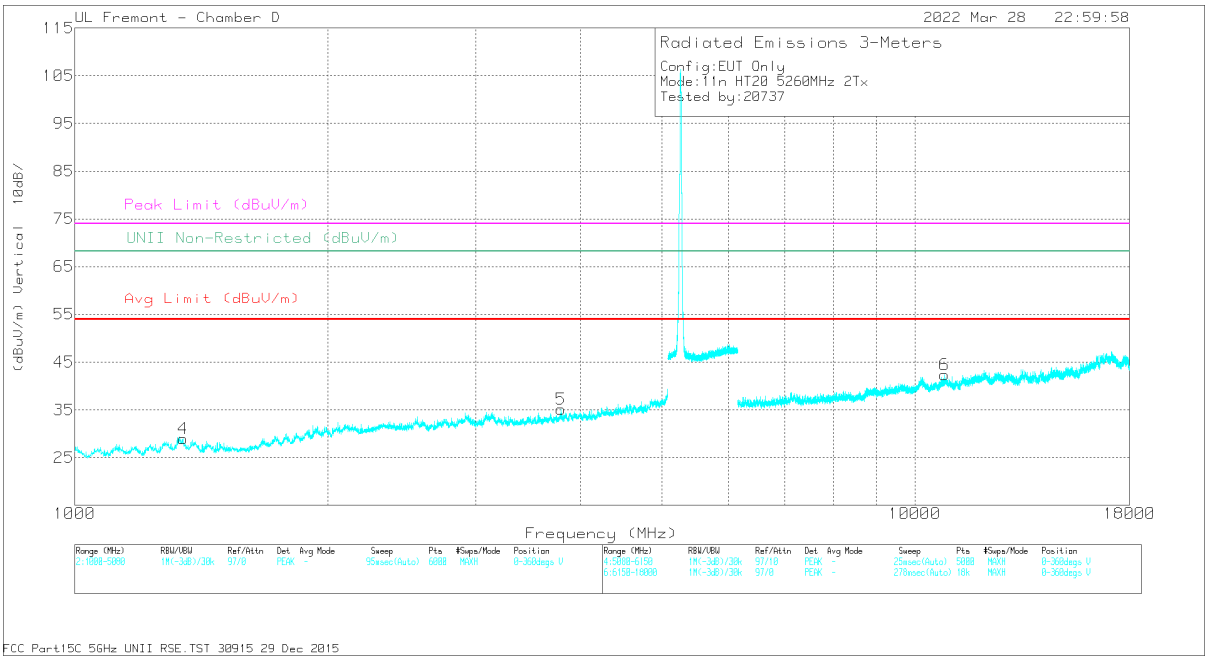

VERTICAL

UL VERIFICATION SERVICES
47173 Benicia Street, Fremont, CA 94538; USA TEL:(510) 319-4000 FAX:(510) 661-0888
This report shall not be reproduced except in full, without the written approval of UL VERIFICATION SERVICES

RADIATED EMISSIONS

Marker	Frequency (MHz)	Meter Reading (dBuV)	Det	200786 ACF (dB/m)	Amp/Cbl/ Fltr/Pad (dB)	DC Corr (dB)	Corrected Reading (dBuV/m)	Avg Limit (dBuV/m)	Margin (dB)	Peak Limit (dBuV/m)	PK Margin (dB)	Azimuth (Degs)	Height (cm)	Polarity
1	* 1441.821	41.88	PK-U	28.2	-31.7	0	38.38	-	-	74	-35.62	135	226	H
	* 1440.883	29.88	ADR	28.2	-31.6	.1	26.58	54	-27.42	-	-	135	226	H
2	* 4042.403	39.65	PK-U	33.4	-28.7	0	44.35	-	-	74	-29.65	135	253	H
	* 4044.49	27.87	ADR	33.5	-28.8	.1	32.67	54	-21.33	-	-	135	253	H
4	* 1347.071	41.05	PK-U	29.1	-31.4	0	38.75	-	-	74	-35.25	177	239	V
	* 1344.496	29.2	ADR	29.1	-31.4	.1	27	54	-27	-	-	177	239	V
5	* 3788.31	39.29	PK-U	33.4	-28.6	0	44.09	-	-	74	-29.91	63	112	V
	* 3788.846	27.69	ADR	33.4	-28.6	.1	32.59	54	-21.41	-	-	63	112	V
3	* 15853.38	34.41	PK-U	40.7	-21.2	0	53.91	-	-	74	-20.09	187	187	H
	* 15852.476	23.22	ADR	40.7	-21.2	.1	42.82	54	-11.18	-	-	187	187	H
6	* 10850.456	35.22	PK-U	37.8	-21.7	0	51.32	-	-	74	-22.68	240	288	V
	* 10851.974	23.3	ADR	37.8	-21.7	.1	39.5	54	-14.5	-	-	240	288	V

* - indicates frequency in CFR47 Pt 15 / IC RSS-Restricted Band
PK-U - U-NII: Maximum Peak
ADR - U-NII AD primary method, RMS average

UL VERIFICATION SERVICES
47173 Benicia Street, Fremont, CA 94538; USA TEL:(510) 319-4000 FAX:(510) 661-0888
This report shall not be reproduced except in full, without the written approval of UL VERIFICATION SERVICES

MID CHANNEL RESULTS

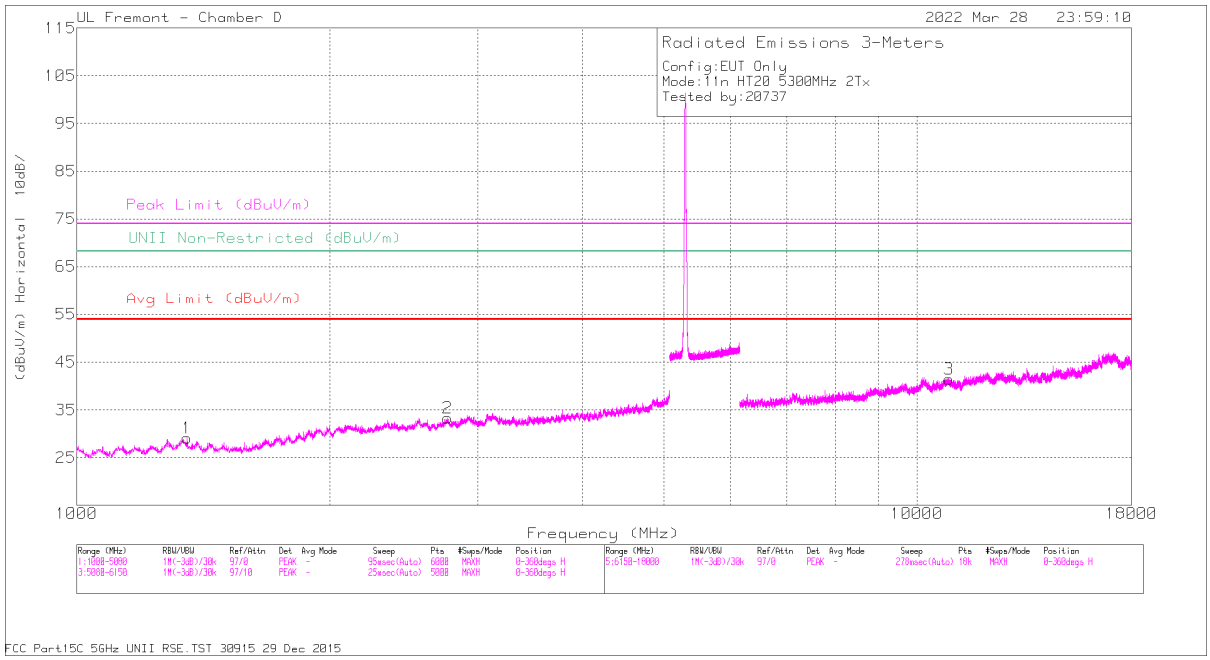

HORIZONTAL

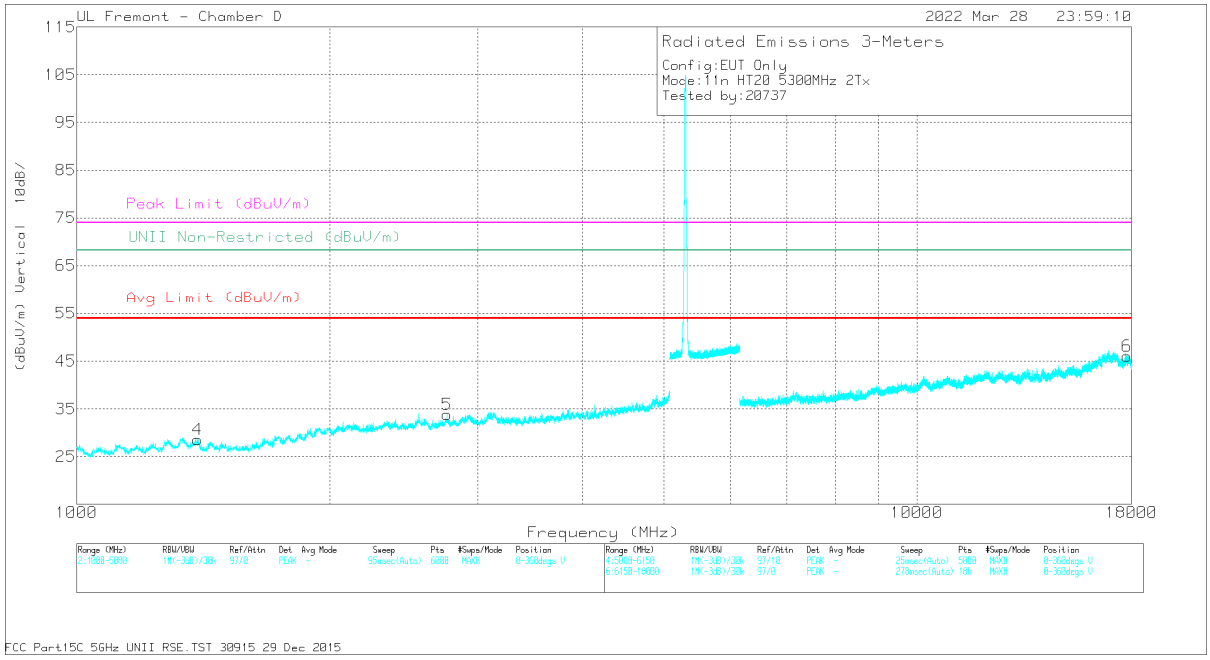

VERTICAL

UL VERIFICATION SERVICES
47173 Benicia Street, Fremont, CA 94538; USA TEL:(510) 319-4000 FAX:(510) 661-0888
This report shall not be reproduced except in full, without the written approval of UL VERIFICATION SERVICES

RADIATED EMISSIONS

Markers	Frequency (MHz)	Meter Reading (dBuV)	Det	200786 ACF (dB/m)	Amp/Cbl /Fltr/Pad (dB)	DC Corr (dB)	Corrected Reading (dBuV/m)	Avg Limit (dBuV/m)	Margin (dB)	Peak Limit (dBuV/m)	PK Margin (dB)	Azimuth (Degs)	Height (cm)	Polarity
1	* 1354.62	40.77	PK-U	29	-31.3	0	38.47	-	-	74	-35.53	6	146	H
	* 1353.436	28.75	ADR	29	-31.2	.1	26.65	54	-27.35	-	-	6	146	H
2	* 2764.862	40.33	PK-U	32.6	-29.8	0	43.13	-	-	74	-30.87	140	211	H
	* 2764.425	28.51	ADR	32.6	-29.8	.1	31.41	54	-22.59	-	-	140	211	H
4	* 1392.178	41.88	PK-U	28.3	-31.4	0	38.78	-	-	74	-35.22	236	247	V
	* 1393.126	29.91	ADR	28.3	-31.4	.1	26.91	54	-27.09	-	-	236	247	V
5	* 2756.898	40.57	PK-U	32.6	-29.8	0	43.37	-	-	74	-30.63	112	331	V
	* 2757.495	28.66	ADR	32.6	-29.8	.1	31.56	54	-22.44	-	-	112	331	V
3	* 10919.12	34.76	PK-U	37.8	-21.9	0	50.66	-	-	74	-23.34	117	260	H
	* 10922.355	23.29	ADR	37.8	-21.9	.1	39.29	54	-14.71	-	-	117	260	H
6	* 17777.513	32.61	PK-U	41.6	-19	0	55.21	-	-	74	-18.79	175	255	V
	* 17778.01	21.29	ADR	41.6	-19	.1	43.99	54	-10.01	-	-	175	255	V

* - indicates frequency in CFR47 Pt 15 / IC RSS-Restricted Band
PK-U - U-NII: Maximum Peak
ADR - U-NII AD primary method, RMS average

UL VERIFICATION SERVICES
47173 Benicia Street, Fremont, CA 94538; USA TEL:(510) 319-4000 FAX:(510) 661-0888
This report shall not be reproduced except in full, without the written approval of UL VERIFICATION SERVICES

HIGH CHANNEL RESULTS

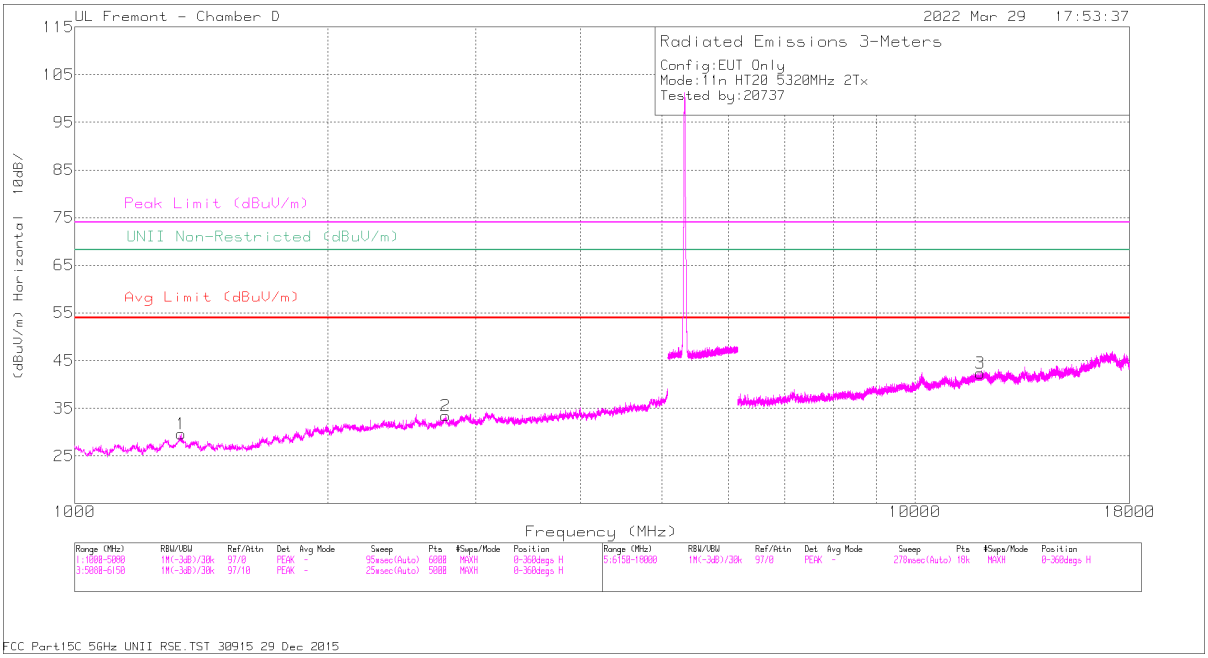

HORIZONTAL

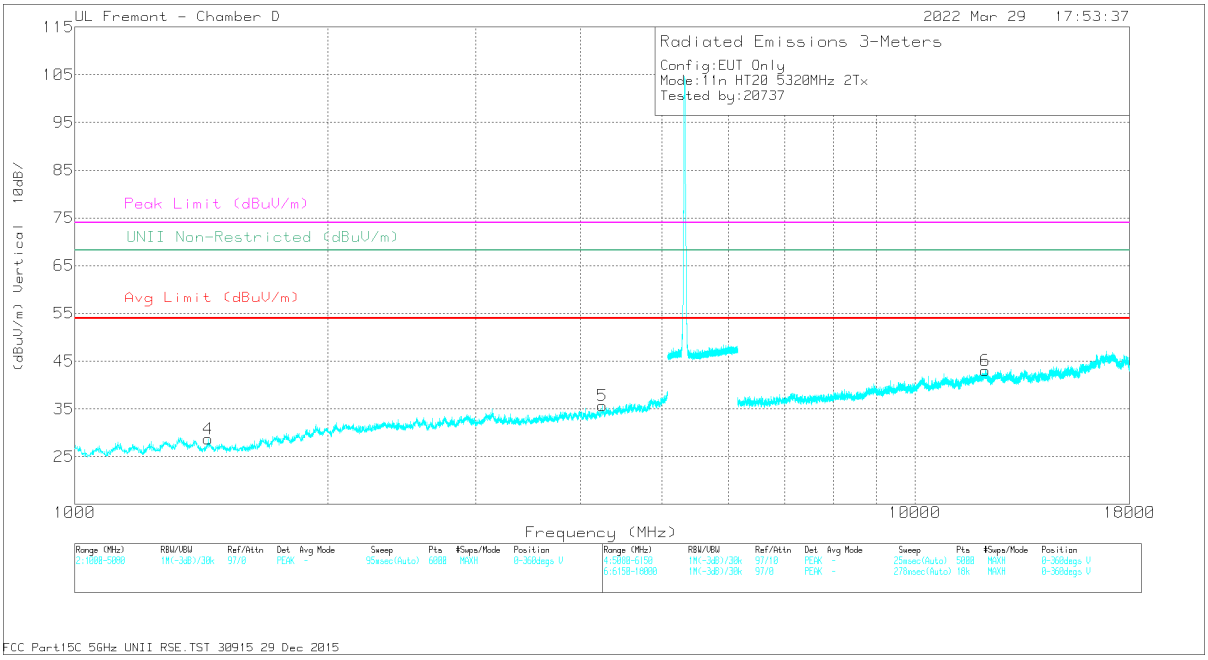

VERTICAL

UL VERIFICATION SERVICES
47173 Benicia Street, Fremont, CA 94538; USA TEL:(510) 319-4000 FAX:(510) 661-0888
This report shall not be reproduced except in full, without the written approval of UL VERIFICATION SERVICES

RADIATED EMISSIONS

Marker	Frequency (MHz)	Meter Reading (dBuV)	Det	200786 ACF (dB/m)	Amp/Cbl /Fltr/Pad (dB)	DC Corr (dB)	Corrected Reading (dBuV/m)	Avg Limit (dBuV/m)	Margin (dB)	Peak Limit (dBuV/m)	PK Margin (dB)	Azimuth (Degs)	Height (cm)	Polarity
1	* 1337.755	41.9	PK-U	29.1	-31.5	0	39.5	-	-	74	-34.5	239	226	H
	* 1338.745	29.79	ADR	29.1	-31.5	.1	27.49	54	-26.51	-	-	239	226	H
2	* 2764.606	40.65	PK-U	32.6	-29.8	0	43.45	-	-	74	-30.55	207	167	H
	* 2764.678	28.51	ADR	32.6	-29.8	.1	31.41	54	-22.59	-	-	207	167	H
4	* 1441.77	41.32	PK-U	28.2	-31.7	0	37.82	-	-	74	-36.18	279	328	V
	* 1443.136	29.89	ADR	28.2	-31.7	.1	26.49	54	-27.51	-	-	279	328	V
5	* 4245.036	39.01	PK-U	33.8	-27.6	0	45.21	-	-	74	-28.79	159	200	V
	* 4244.291	27.16	ADR	33.8	-27.6	.1	33.46	54	-20.54	-	-	159	200	V
3	* 11953.798	35.51	PK-U	38.7	-22.7	0	51.51	-	-	74	-22.49	305	155	H
	* 11953.706	23.75	ADR	38.7	-22.7	.1	39.85	54	-14.15	-	-	305	155	H
6	* 12134.28	36.18	PK-U	39	-22.4	0	52.78	-	-	74	-21.22	285	117	V
	* 12133.949	24.3	ADR	39	-22.4	.1	41	54	-13	-	-	285	117	V

* - indicates frequency in CFR47 Pt 15 / IC RSS-Restricted Band
PK-U - U-NII: Maximum Peak
ADR - U-NII AD primary method, RMS average

UL VERIFICATION SERVICES
47173 Benicia Street, Fremont, CA 94538; USA TEL:(510) 319-4000 FAX:(510) 661-0888
This report shall not be reproduced except in full, without the written approval of UL VERIFICATION SERVICES

1.1.8. TX ABOVE 1 GHz 802.11n HT40 MODE IN THE 5.3 GHz BAND

1TX Antenna 6

BANDEDGE (HIGH CHANNEL)

HORIZONTAL RESULT

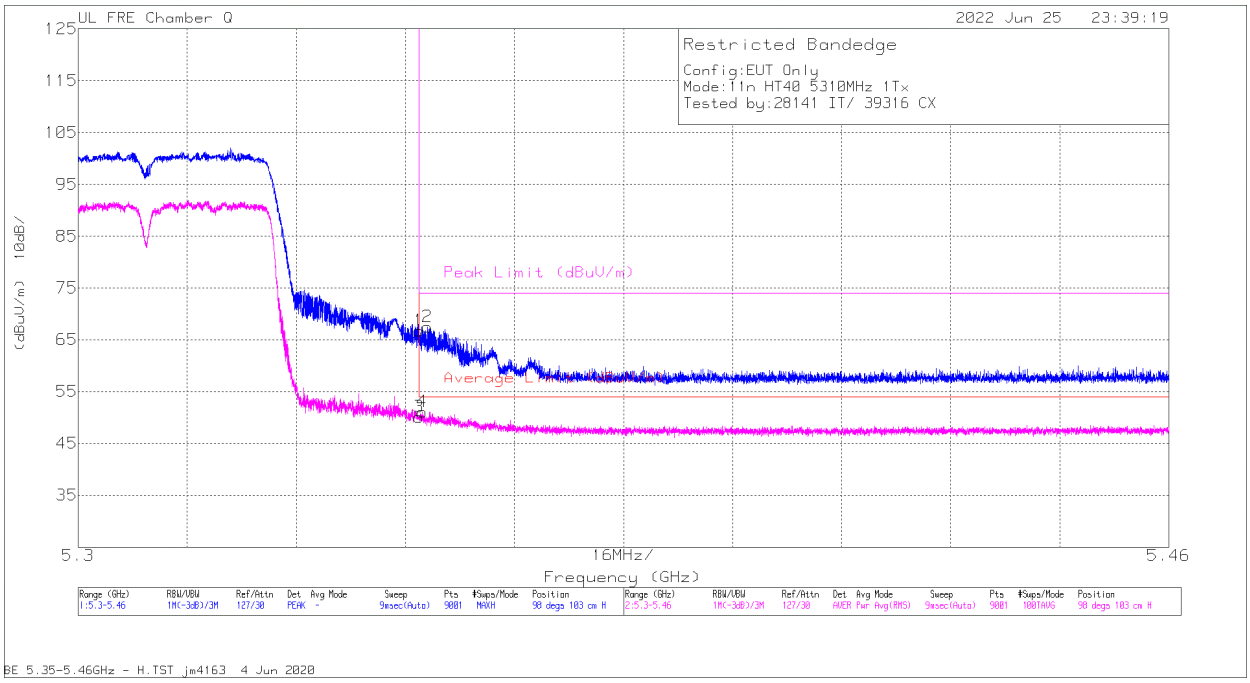

Marker	Frequency (GHz)	Meter Reading (dBuV)	Det	AF 200895 (dB/m)	Amp/Cbl/Fltr/Pad (dB)	DC Corr (dB)	Corrected Reading (dBuV/m)	Average Limit (dBuV/m)	Margin (dB)	Peak Limit (dBuV/m)	PK Margin (dB)	Azimuth (Degs)	Height (cm)	Polarity
1	5.35	63.06	Pk	34.5	-30.8	0	66.76	-	-	74	-7.24	98	103	H
2	5.351254	63.8	Pk	34.5	-30.8	0	67.5	-	-	74	-6.5	98	103	H
3	5.35	45.69	RMS	34.5	-30.8	0.89	50.28	54	-3.72	-	-	98	103	H
4	5.350454	46.68	RMS	34.5	-30.8	0.89	51.27	54	-2.73	-	-	98	103	H

Pk - Peak detector
RMS - RMS detection

UL VERIFICATION SERVICES
47173 Benicia Street, Fremont, CA 94538; USA TEL:(510) 319-4000 FAX:(510) 661-0888
This report shall not be reproduced except in full, without the written approval of UL VERIFICATION SERVICES

VERTICAL RESULT

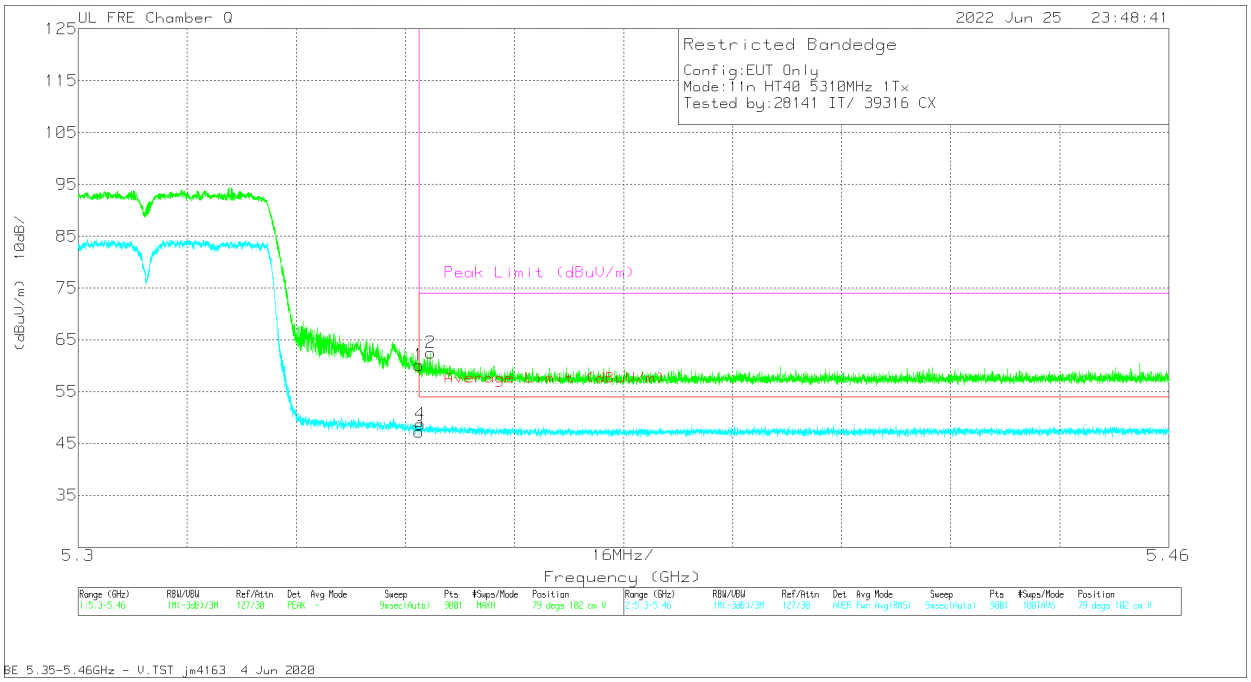

Marker	Frequency (GHz)	Meter Reading (dBuV)	Det	AF 200895 (dB/m)	Amp/Cbl/Fltr/Pad (dB)	DC Corr (dB)	Corrected Reading (dBuV/m)	Average Limit (dBuV/m)	Margin (dB)	Peak Limit (dBuV/m)	PK Margin (dB)	Azimuth (Degs)	Height (cm)	Polarity
1	5.35	56.42	Pk	34.5	-30.8	0	60.12	-	-	74	-13.88	79	102	V
2	5.351698	58.83	Pk	34.5	-30.8	0	62.53	-	-	74	-11.47	79	102	V
3	5.35	42.81	RMS	34.5	-30.8	0.89	47.40	54	-6.60	-	-	79	102	V
4	5.350205	44.35	RMS	34.5	-30.8	0.89	48.94	54	-5.06	-	-	79	102	V

Pk - Peak detector
RMS - RMS detection

UL VERIFICATION SERVICES
47173 Benicia Street, Fremont, CA 94538; USA TEL:(510) 319-4000 FAX:(510) 661-0888
This report shall not be reproduced except in full, without the written approval of UL VERIFICATION SERVICES

1TX Antenna 5

BANDEDGE (HIGH CHANNEL)

HORIZONTAL RESULT

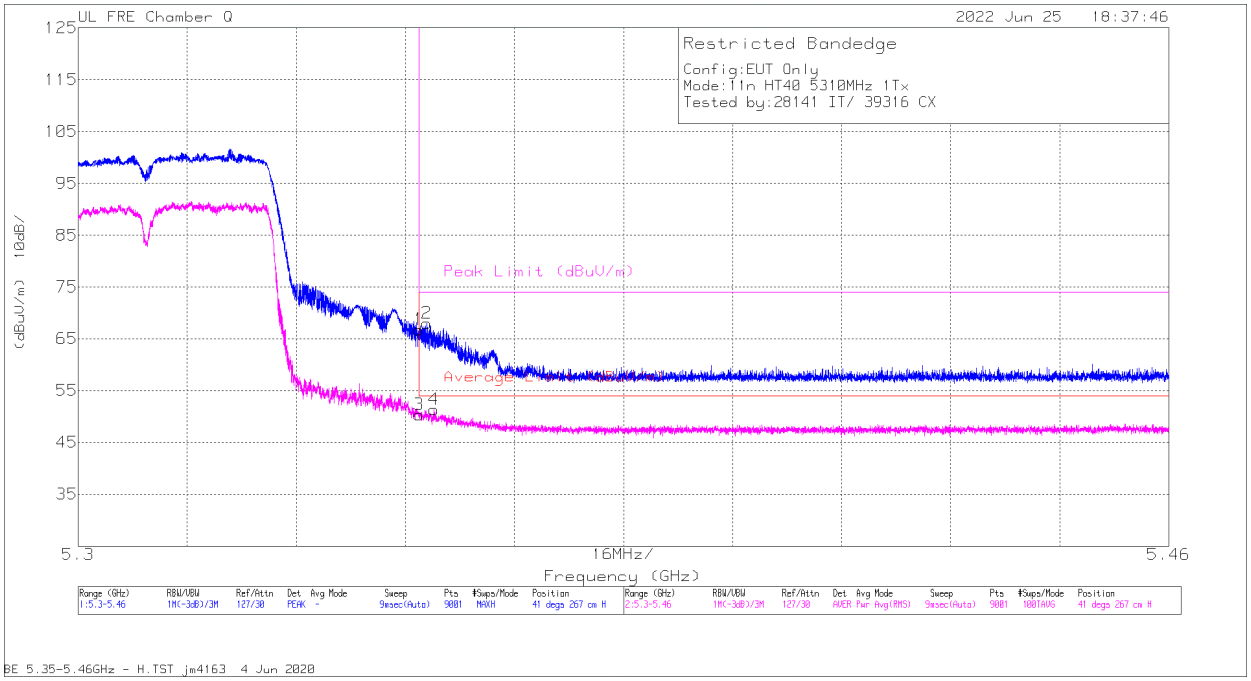

Marker	Frequency (GHz)	Meter Reading (dBuV)	Det	AF 200895 (dB/m)	Amp/Cbl/Fltr/Pad (dB)	DC Corr (dB)	Corrected Reading (dBuV/m)	Average Limit (dBuV/m)	Margin (dB)	Peak Limit (dBuV/m)	PK Margin (dB)	Azimuth (Degs)	Height (cm)	Polarity
1	5.35	63.09	Pk	34.5	-30.8	0	66.79	-	-	74	-7.21	41	267	H
2	5.351183	64.26	Pk	34.5	-30.8	0	67.96	-	-	74	-6.04	41	267	H
3	5.35	45.97	RMS	34.5	-30.8	0.89	50.56	54	-3.44	-	-	41	267	H
4	5.352214	46.94	RMS	34.5	-30.8	0.89	51.53	54	-2.47	-	-	41	267	H

Pk - Peak detector
RMS - RMS detection

UL VERIFICATION SERVICES
47173 Benicia Street, Fremont, CA 94538; USA TEL:(510) 319-4000 FAX:(510) 661-0888
This report shall not be reproduced except in full, without the written approval of UL VERIFICATION SERVICES

VERTICAL RESULT

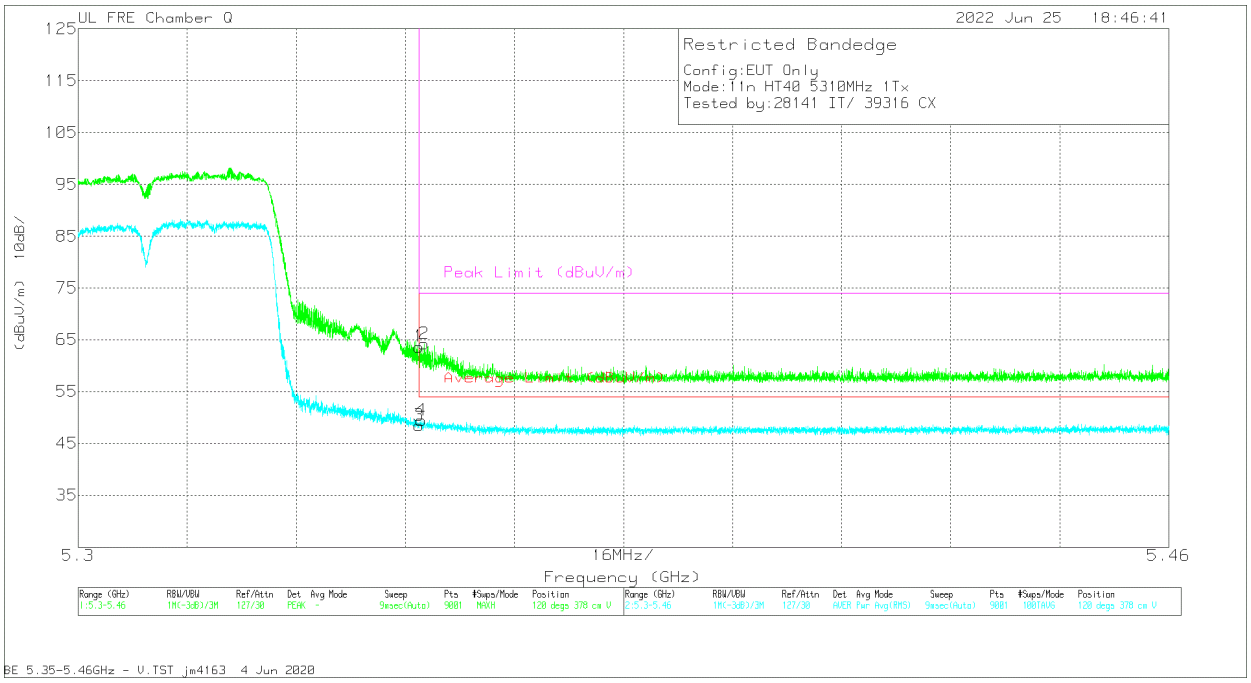

Marker	Frequency (GHz)	Meter Reading (dBuV)	Det	AF 200895 (dB/m)	Amp/Cbl/Fltr/Pad (dB)	DC Corr (dB)	Corrected Reading (dBuV/m)	Average Limit (dBuV/m)	Margin (dB)	Peak Limit (dBuV/m)	PK Margin (dB)	Azimuth (Degs)	Height (cm)	Polarity
1	5.35	59.97	Pk	34.5	-30.8	0	63.67	-	-	74	-10.33	120	378	V
2	5.350738	60.57	Pk	34.5	-30.8	0	64.27	-	-	74	-9.73	120	378	V
3	5.35	44.12	RMS	34.5	-30.8	0.89	48.71	54	-5.29	-	-	120	378	V
4	5.35033	45.11	RMS	34.5	-30.8	0.89	49.70	54	-4.30	-	-	120	378	V

Pk - Peak detector
RMS - RMS detection

UL VERIFICATION SERVICES
47173 Benicia Street, Fremont, CA 94538; USA TEL:(510) 319-4000 FAX:(510) 661-0888
This report shall not be reproduced except in full, without the written approval of UL VERIFICATION SERVICES

2TX Antenna 6 + Antenna 5 CDD MODE

BANDEDGE (HIGH CHANNEL)

HORIZONTAL RESULT

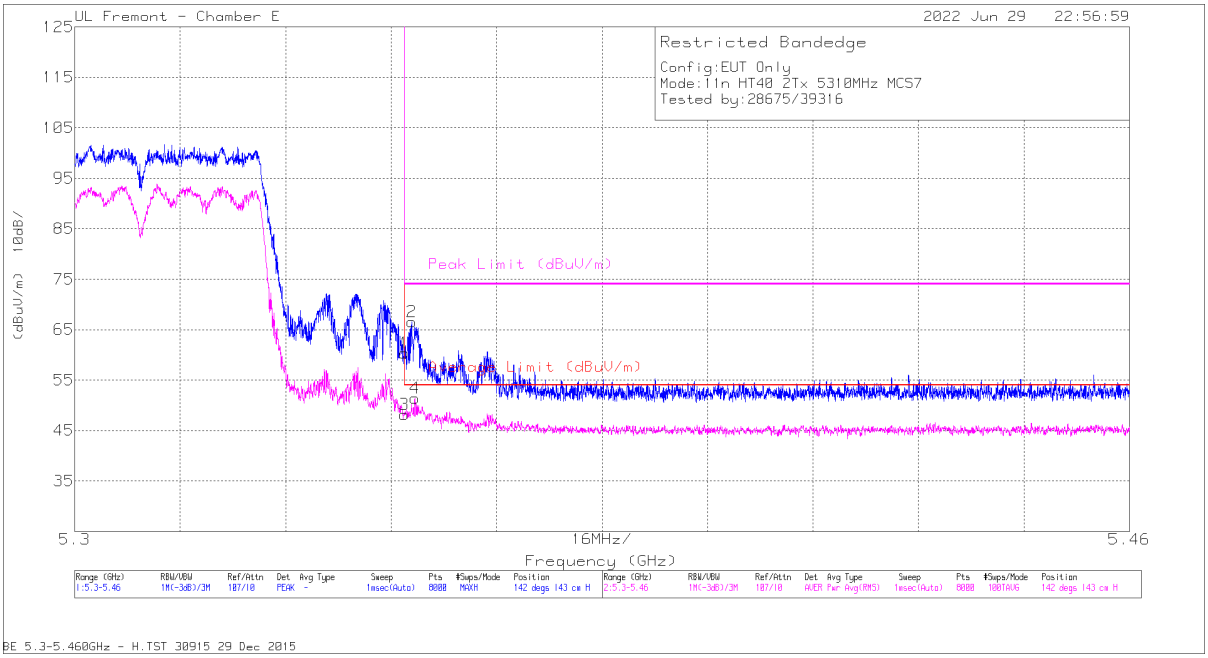

Marker	Frequency (GHz)	Meter Reading (dBuV)	Det	200897 ACF (dB/m)	Amp/Cbl/Pad (dB)	DC Corr (dB)	Corrected Reading (dBuV/m)	Average Limit (dBuV/m)	Margin (dB)	Peak Limit (dBuV/m)	PK Margin (dB)	Azimuth (Degs)	Height (cm)	Polarity
1	* 5.35	46.77	Pk	34.5	-20.9	0	60.37	-	-	74	-13.63	142	143	H
2	* 5.351128	52.92	Pk	34.5	-20.9	0	66.52	-	-	74	-7.48	142	143	H
3	* 5.35	33.91	RMS	34.5	-20.9	0.89	48.40	54	-5.60	-	-	142	143	H
4	* 5.351568	37.15	RMS	34.5	-20.9	0.89	51.64	54	-2.36	-	-	142	143	H

* - indicates frequency in CFR47 Pt 15 / IC RSS-Restricted Band
Pk - Peak detector
RMS - RMS detection

UL VERIFICATION SERVICES
47173 Benicia Street, Fremont, CA 94538; USA TEL:(510) 319-4000 FAX:(510) 661-0888
This report shall not be reproduced except in full, without the written approval of UL VERIFICATION SERVICES

VERTICAL RESULT

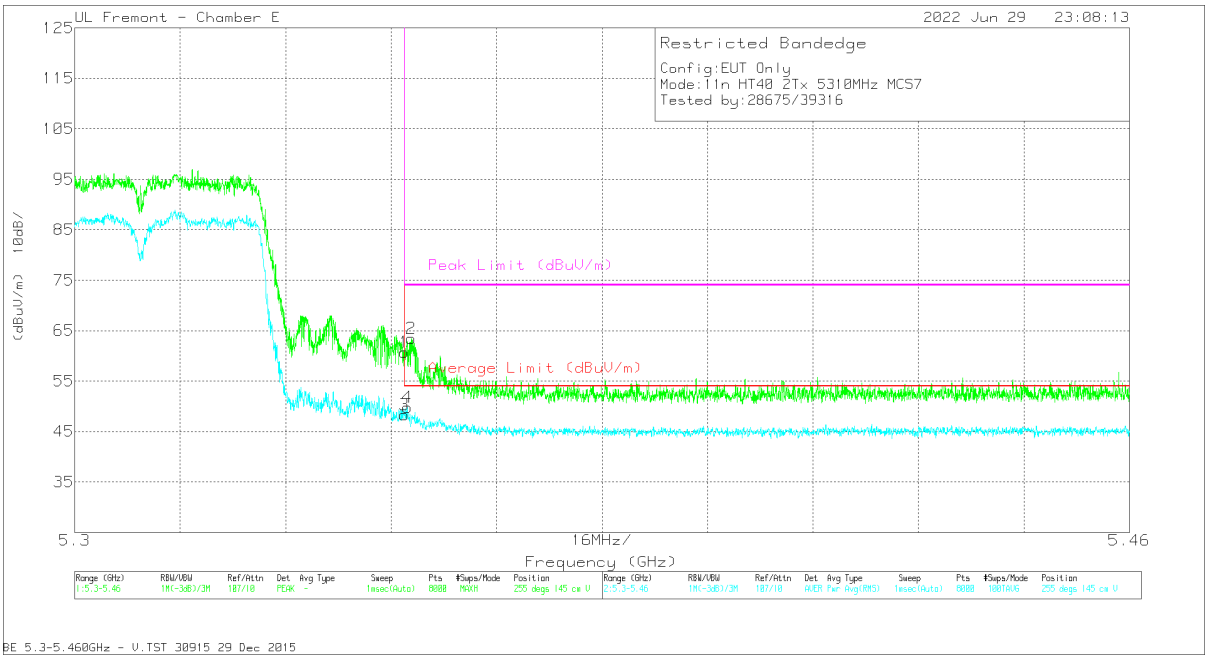

Marker	Frequency (GHz)	Meter Reading (dBuV)	Det	200897 ACF (dB/m)	Amp/Cbl/Pad (dB)	DC Corr (dB)	Corrected Reading (dBuV/m)	Average Limit (dBuV/m)	Margin (dB)	Peak Limit (dBuV/m)	PK Margin (dB)	Azimuth (Degs)	Height (cm)	Polarity
1	* 5.35	47.12	Pk	34.5	-20.9	0	60.72	-	-	74	-13.28	255	145	V
2	* 5.351028	49.87	Pk	34.5	-20.9	0	63.47	-	-	74	-10.53	255	145	V
3	* 5.35	34.01	RMS	34.5	-20.9	0.89	48.50	54	-5.50	-	-	255	145	V
4	* 5.350428	35.54	RMS	34.5	-20.9	0.89	50.03	54	-3.97	-	-	255	145	V

* - indicates frequency in CFR47 Pt 15 / IC RSS-Restricted Band
Pk - Peak detector
RMS - RMS detection

UL VERIFICATION SERVICES
47173 Benicia Street, Fremont, CA 94538; USA TEL:(510) 319-4000 FAX:(510) 661-0888
This report shall not be reproduced except in full, without the written approval of UL VERIFICATION SERVICES

HARMONICS AND SPURIOUS EMISSIONS

LOW CHANNEL RESULTS

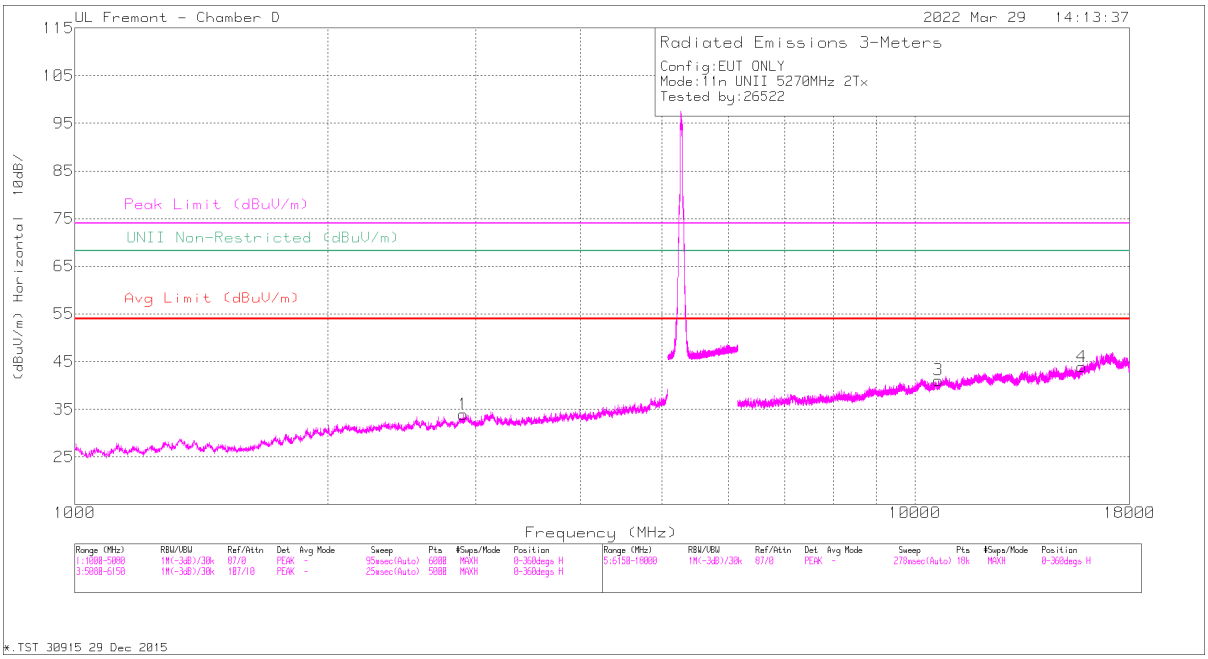

HORIZONTAL

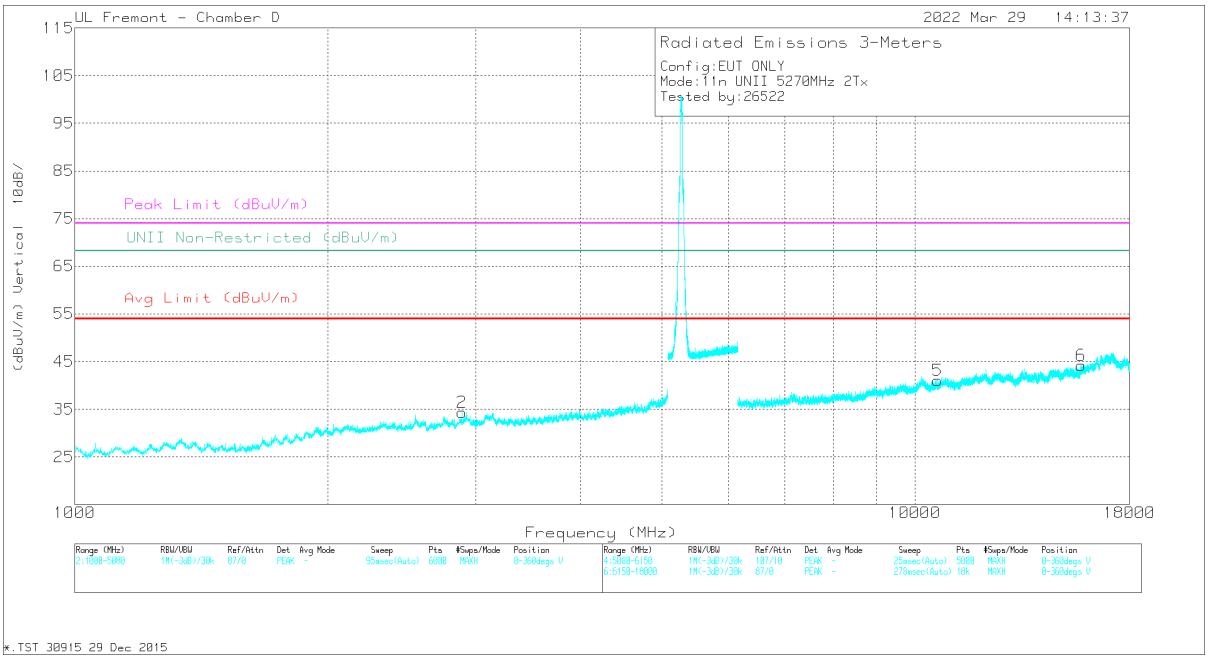

VERTICAL

UL VERIFICATION SERVICES
47173 Benicia Street, Fremont, CA 94538; USA TEL:(510) 319-4000 FAX:(510) 661-0888
This report shall not be reproduced except in full, without the written approval of UL VERIFICATION SERVICES

RADIATED EMISSIONS

Marker	Frequency (MHz)	Meter Reading (dBuV)	Det	200786 ACF (dB/m)	Amp/Cbl/F ltr/Pad (dB)	DC Corr (dB)	Corrected Reading (dBuV/m)	Avg Limit (dBuV/m)	Margin (dB)	Peak Limit (dBuV/m)	PK Margin (dB)	Azimuth (Degs)	Height (cm)	Polarity
1	* 2898.023	39.12	PK-U	32.9	-29.3	0	42.72	-	-	74	-31.28	77	211	H
	* 2898.334	27.55	ADR	32.9	-29.3	0.17	31.32	54	-22.68	-	-	77	211	H
2	* 2889.431	38.85	PK-U	32.7	-29.1	0	42.45	-	-	74	-31.55	304	236	V
	* 2891.15	27.49	ADR	32.7	-29.2	0.17	31.16	54	-22.84	-	-	304	236	V
3	* 10653.74	34.48	PK-U	37.7	-22.4	0	49.78	-	-	74	-24.22	189	238	H
	* 10653.445	23.14	ADR	37.7	-22.4	0.17	38.61	54	-15.39	-	-	189	238	H
4	* 15793.804	24.97	Pk	40.5	-21.5	0	43.97	-	-	74	-30.03	255	199	H
	* 15793.804	15.76	ADR	40.5	-21.5	0.17	34.93	54	-19.07			255	199	H
5	* 10648.98	35.36	PK-U	37.7	-22.4	0	50.66	-	-	74	-23.34	183	151	V
	* 10647.685	23.17	ADR	37.7	-22.4	0.17	38.64	54	-15.36	-	-	183	151	V
6	* 15778.575	34.64	PK-U	40.5	-21.6	0	53.54	-	-	74	-20.46	228	151	V
	* 15778.328	22.47	ADR	40.5	-21.6	0.17	41.54	54	-12.46	-	-	228	151	V

* - indicates frequency in CFR47 Pt 15 / IC RSS-Restricted Band
PK-U - U-NII: Maximum Peak
ADR - U-NII AD primary method, RMS average

UL VERIFICATION SERVICES
47173 Benicia Street, Fremont, CA 94538; USA TEL:(510) 319-4000 FAX:(510) 661-0888
This report shall not be reproduced except in full, without the written approval of UL VERIFICATION SERVICES

HIGH CHANNEL RESULTS

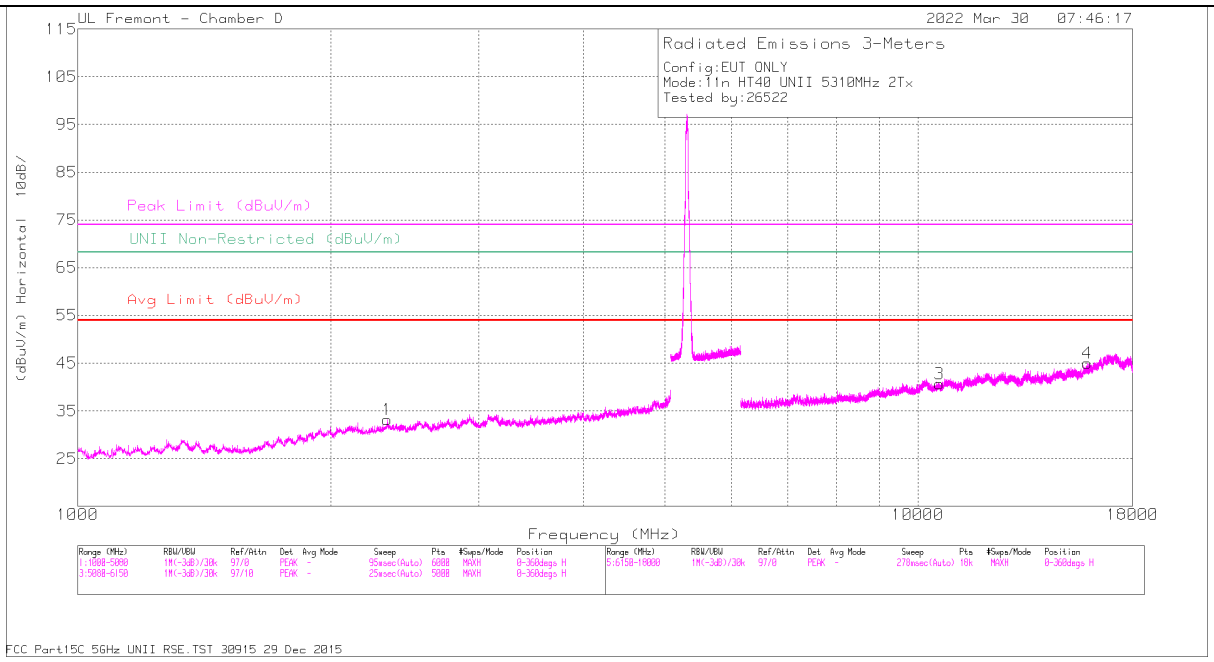

HORIZONTAL

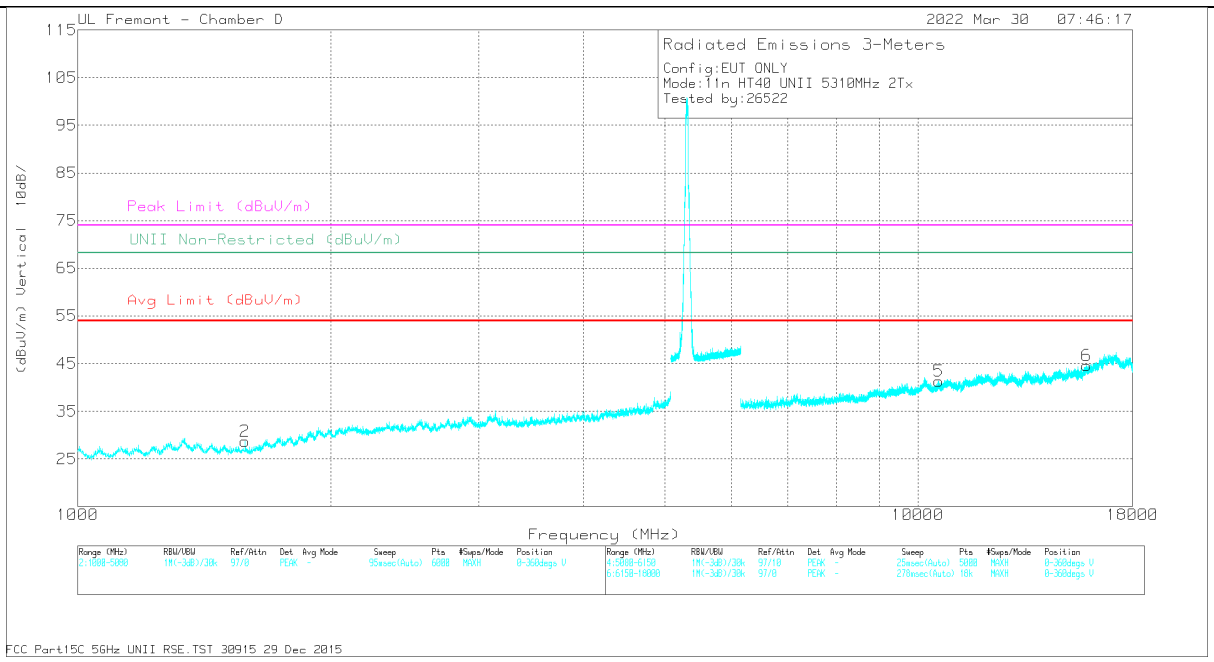

VERTICAL

UL VERIFICATION SERVICES
47173 Benicia Street, Fremont, CA 94538; USA TEL:(510) 319-4000 FAX:(510) 661-0888
This report shall not be reproduced except in full, without the written approval of UL VERIFICATION SERVICES

RADIATED EMISSIONS

Marker	Frequency (MHz)	Meter Reading (dBuV)	Det	200786 ACF (dB/m)	Amp/ Cbl/Fl tr/Pad (dB)	DC Corr (dB)	Corrected Reading (dBuV/m)	Avg Limit (dBuV/m)	Margin (dB)	Peak Limit (dBuV/m)	PK Margin (dB)	UNII Non-Restricted (dBuV/m)	PK Margin (dB)	Azimuth (Degs)	Height (cm)	Polarity
1	* 2336.042	40.48	PK-U	32.3	-30.4	0	42.38	-	-	74	-31.62	-	-	215	260	H
	* 2335.339	28.61	ADR	32.3	-30.4	0.17	30.68	54	-23.32	-	-	-	-	215	260	H
2	* 1580.426	42.28	PK-U	27.8	-31.8	0	38.28	-	-	74	-35.72	-	-	273	185	V
	* 1581.988	29.51	ADR	27.8	-31.8	0.17	25.68	54	-28.32	-	-	-	-	273	185	V
3	* 10606.366	34.78	PK-U	37.6	-22	0	50.38	-	-	74	-23.62	-	-	249	397	H
	* 10604.2	23.17	ADR	37.6	-21.9	0.17	39.04	54	-14.96	-	-	-	-	249	397	H
4	* 15916.545	36.1	PK-U	40.7	-21.9	0	54.9	-	-	74	-19.1	-	-	318	162	H
	* 15916.805	23.68	ADR	40.7	-21.9	0.17	42.65	54	-11.35	-	-	-	-	318	162	H
5	* 15880.833	35	PK-U	40.7	-21.7	0	54	-	-	74	-20	-	-	96	181	V
	* 15880.904	23.37	ADR	40.7	-21.7	0.17	42.54	54	-11.46	-	-	-	-	96	181	V
6	10590.405	34.69	PK-U	37.6	-21.7	0	50.59	-	-	-	-	68.2	-17.61	119	371	V

* - indicates frequency in CFR47 Pt 15 / IC RSS-Restricted Band
PK-U - U-NII: Maximum Peak
ADR - U-NII AD primary method, RMS average

UL VERIFICATION SERVICES
47173 Benicia Street, Fremont, CA 94538; USA TEL:(510) 319-4000 FAX:(510) 661-0888
This report shall not be reproduced except in full, without the written approval of UL VERIFICATION SERVICES

1.1.9. TX ABOVE 1 GHz 802.11ac VHT80 MODE IN THE 5.3 GHz BAND

1TX Antenna 6

BANDEDGE (MID CHANNEL)

HORIZONTAL RESULT

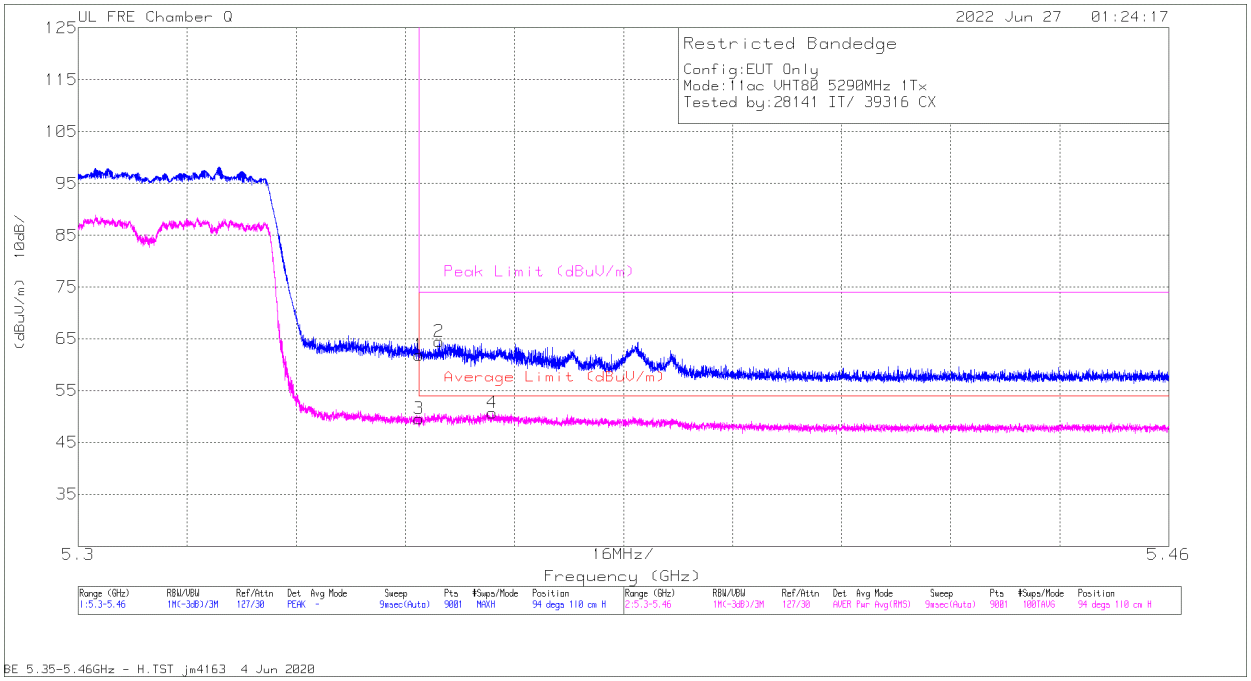

Marker	Frequency (GHz)	Meter Reading (dBuV)	Det	AF 200895 (dB/m)	Amp/Cbl/Fltr/Pad (dB)	DC Corr (dB)	Corrected Reading (dBuV/m)	Average Limit (dBuV/m)	Margin (dB)	Peak Limit (dBuV/m)	PK Margin (dB)	Azimuth (Degs)	Height (cm)	Polarity
1	5.35	58.11	Pk	34.5	-30.8	0	61.81	-	-	74	-12.19	94	110	H
2	5.352961	60.79	Pk	34.5	-30.8	0	64.49	-	-	74	-9.51	94	110	H
3	5.35	44.89	RMS	34.5	-30.8	1.25	49.84	54	-4.16	-	-	94	110	H
4	5.360783	45.93	RMS	34.5	-30.8	1.25	50.88	54	-3.12	-	-	94	110	H

Pk - Peak detector
RMS - RMS detection

UL VERIFICATION SERVICES
47173 Benicia Street, Fremont, CA 94538; USA TEL:(510) 319-4000 FAX:(510) 661-0888
This report shall not be reproduced except in full, without the written approval of UL VERIFICATION SERVICES

VERTICAL RESULT

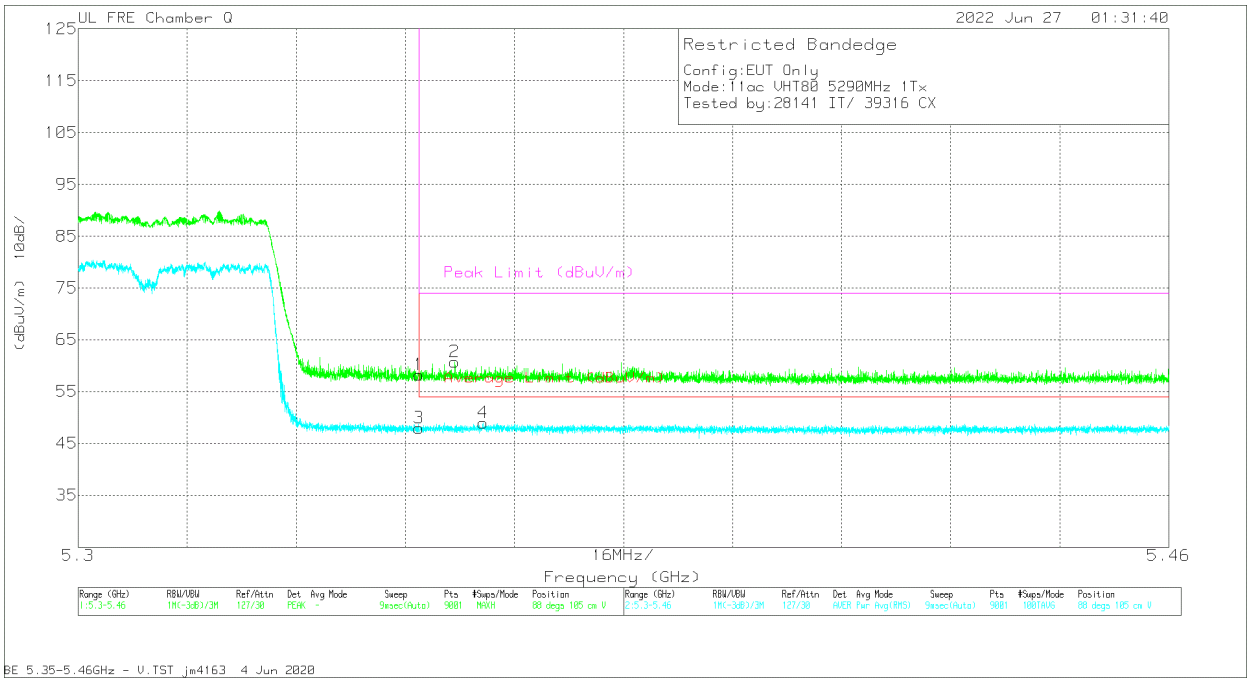

Marker	Frequency (GHz)	Meter Reading (dBuV)	Det	AF 200895 (dB/m)	Amp/Cbl/Fltr/Pad (dB)	DC Corr (dB)	Corrected Reading (dBuV/m)	Average Limit (dBuV/m)	Margin (dB)	Peak Limit (dBuV/m)	PK Margin (dB)	Azimuth (Degs)	Height (cm)	Polarity
1	5.35	54.53	Pk	34.5	-30.8	0	58.23	-	-	74	-15.77	88	105	V
2	5.355236	56.99	Pk	34.5	-30.8	0	60.69	-	-	74	-13.31	88	105	V
3	5.35	43.15	RMS	34.5	-30.8	1.25	48.10	54	-5.90	-	-	88	105	V
4	5.359432	44.23	RMS	34.5	-30.8	1.25	49.18	54	-4.82	-	-	88	105	V

Pk - Peak detector
RMS - RMS detection

UL VERIFICATION SERVICES
47173 Benicia Street, Fremont, CA 94538; USA TEL:(510) 319-4000 FAX:(510) 661-0888
This report shall not be reproduced except in full, without the written approval of UL VERIFICATION SERVICES

1TX Antenna 5

BANDEDGE (MID CHANNEL)

HORIZONTAL RESULT

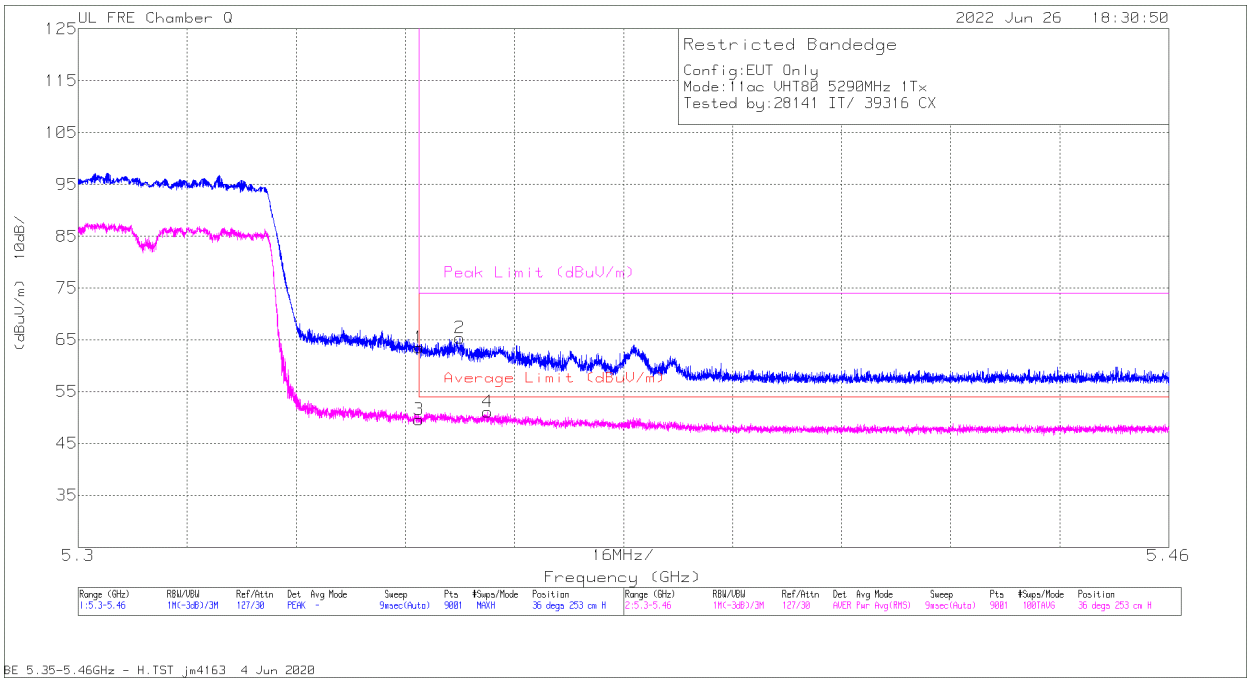

Marker	Frequency (GHz)	Meter Reading (dBuV)	Det	AF 200895 (dB/m)	Amp/Cbl/Fltr/Pad (dB)	DC Corr (dB)	Corrected Reading (dBuV/m)	Average Limit (dBuV/m)	Margin (dB)	Peak Limit (dBuV/m)	PK Margin (dB)	Azimuth (Degs)	Height (cm)	Polarity
1	5.35	59.75	Pk	34.5	-30.8	0	63.45	-	-	74	-10.55	36	253	H
2	5.356001	61.63	Pk	34.5	-30.8	0	65.33	-	-	74	-8.67	36	253	H
3	5.35	44.79	RMS	34.5	-30.8	1.25	49.74	54	-4.26	-	-	36	253	H
4	5.36009	46.29	RMS	34.5	-30.8	1.25	51.24	54	-2.76	-	-	36	253	H

Pk - Peak detector
RMS - RMS detection

UL VERIFICATION SERVICES
47173 Benicia Street, Fremont, CA 94538; USA TEL:(510) 319-4000 FAX:(510) 661-0888
This report shall not be reproduced except in full, without the written approval of UL VERIFICATION SERVICES

VERTICAL RESULT

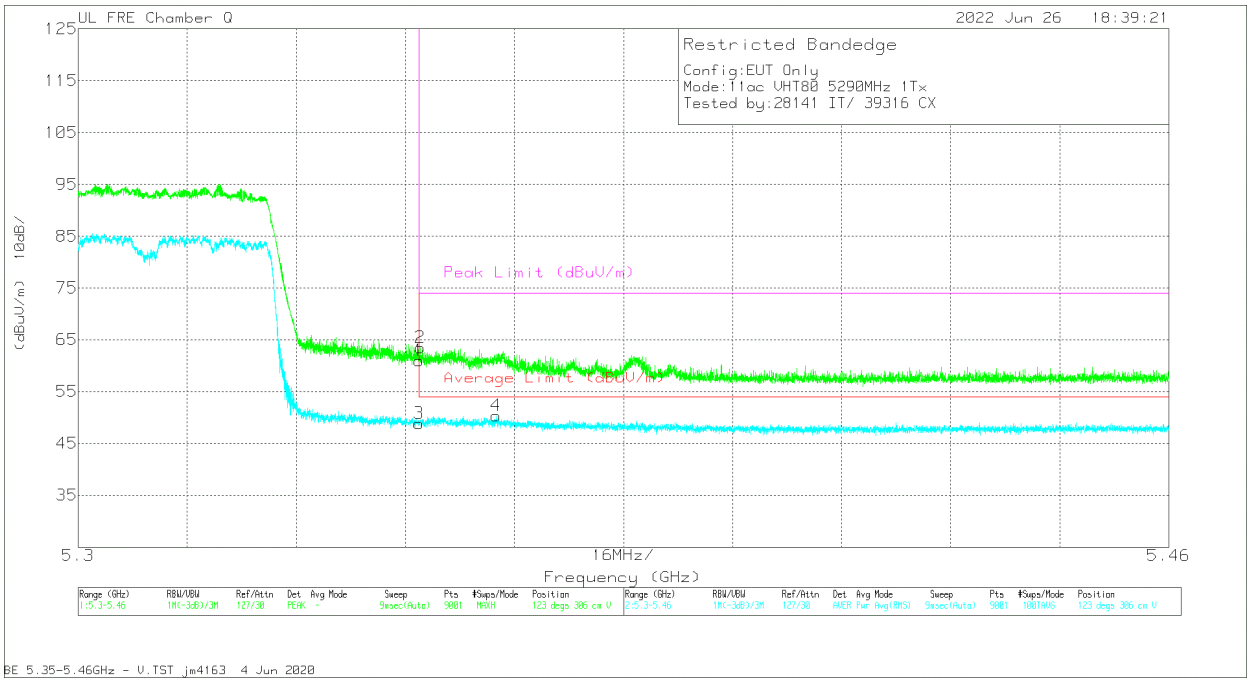

Marker	Frequency (GHz)	Meter Reading (dBuV)	Det	AF 200895 (dB/m)	Amp/Cbl/Fltr/Pad (dB)	DC Corr (dB)	Corrected Reading (dBuV/m)	Average Limit (dBuV/m)	Margin (dB)	Peak Limit (dBuV/m)	PK Margin (dB)	Azimuth (Degs)	Height (cm)	Polarity
1	5.35	57.32	Pk	34.5	-30.8	0	61.02	-	-	74	-12.98	123	306	V
2	5.350223	59.73	Pk	34.5	-30.8	0	63.43	-	-	74	-10.57	123	306	V
3	5.35	44.04	RMS	34.5	-30.8	1.25	48.99	54	-5.01	-	-	123	306	V
4	5.361352	45.6	RMS	34.5	-30.8	1.25	50.55	54	-3.45	-	-	123	306	V

Pk - Peak detector
RMS - RMS detection

UL VERIFICATION SERVICES
47173 Benicia Street, Fremont, CA 94538; USA TEL:(510) 319-4000 FAX:(510) 661-0888
This report shall not be reproduced except in full, without the written approval of UL VERIFICATION SERVICES

2TX Antenna 6 + Antenna 5 CDD MODE

BANDEDGE (MID CHANNEL)

HORIZONTAL RESULT

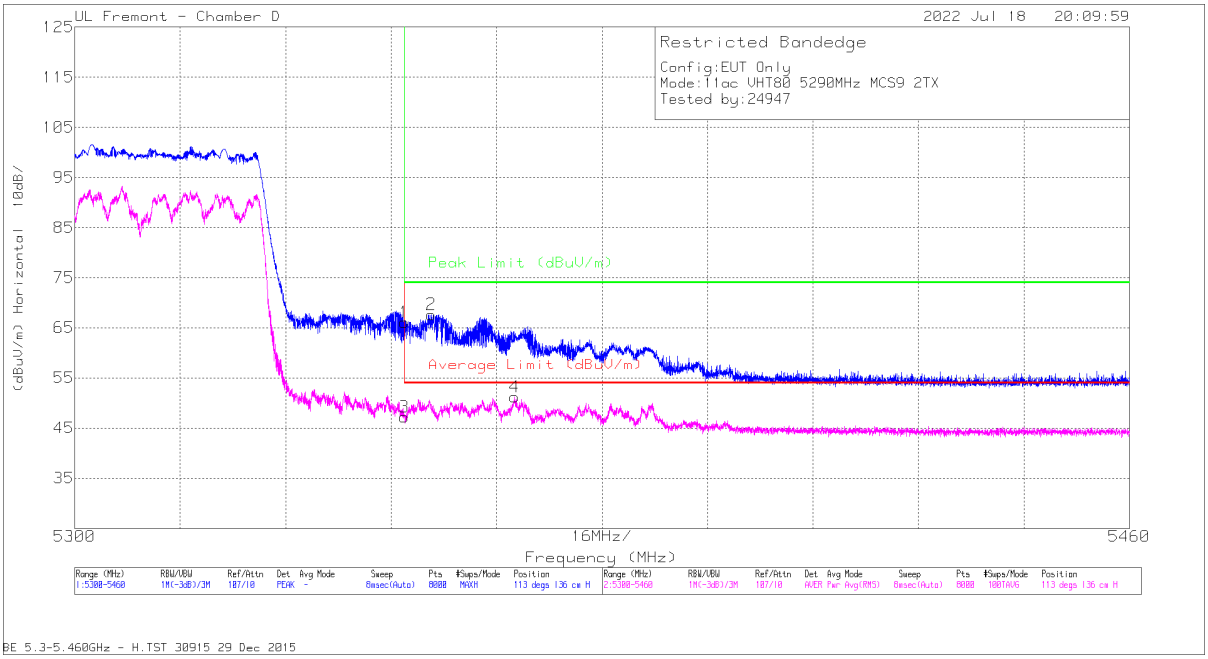

Marker	Frequency (MHz)	Meter Reading (dBuV)	Det	200786 ACF (dB/m)	Amp/Cbl/Fltr/Pad (dB)	DC Corr (dB)	Corrected Reading (dBuV/m)	Average Limit (dBuV/m)	Margin (dB)	Peak Limit (dBuV/m)	PK Margin (dB)	Azimuth (Degs)	Height (cm)	Polarity
1	* 5350	49.75	Pk	34.8	-18.5	0	66.05	-	-	74	-7.95	113	136	H
2	* 5354.108	51.37	Pk	34.8	-18.5	0	67.67	-	-	74	-6.33	113	136	H
3	* 5350	29.86	RMS	34.8	-18.5	1.25	47.25	54	-6.59	-	-	113	136	H
4	* 5366.71	33.79	RMS	34.8	-18.5	1.25	51.18	54	-2.66	-	-	113	136	H

* - indicates frequency in CFR47 Pt 15 / IC RSS-Restricted Band
Pk - Peak detector
RMS - RMS detection

UL VERIFICATION SERVICES
47173 Benicia Street, Fremont, CA 94538; USA TEL:(510) 319-4000 FAX:(510) 661-0888
This report shall not be reproduced except in full, without the written approval of UL VERIFICATION SERVICES

VERTICAL RESULT

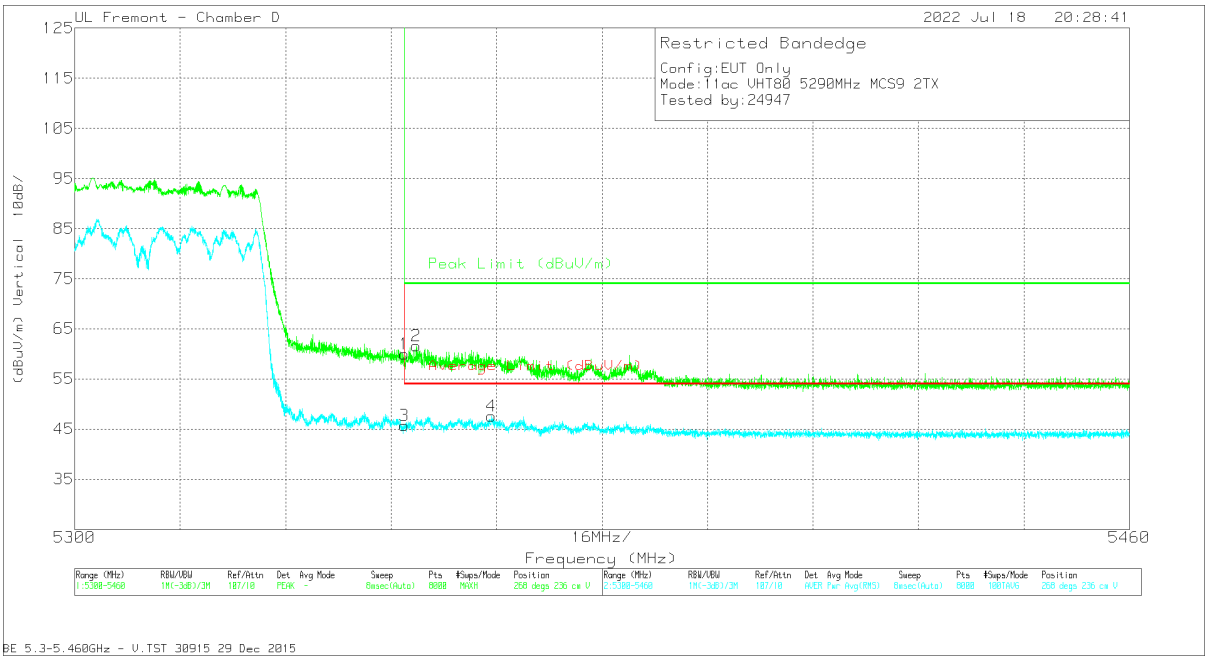

Marker	Frequency (MHz)	Meter Reading (dBuV)	Det	200786 ACF (dB/m)	Amp/Cbl/Fltr/Pad (dB)	DC Corr (dB)	Corrected Reading (dBuV/m)	Average Limit (dBuV/m)	Margin (dB)	Peak Limit (dBuV/m)	PK Margin (dB)	Azimuth (Degs)	Height (cm)	Polarity
1	* 5350	43.68	Pk	34.8	-18.5	0	59.98	-	-	74	-14.02	268	236	V
2	* 5351.808	45.31	Pk	34.8	-18.5	0	61.61	-	-	74	-12.39	268	236	V
3	* 5350	28.37	RMS	34.8	-18.5	1.25	45.92	54	-8.08	-	-	268	236	V
4	* 5363.229	30.21	RMS	34.8	-18.5	1.25	47.76	54	-6.24	-	-	268	236	V

* - indicates frequency in CFR47 Pt 15 / IC RSS-Restricted Band
Pk - Peak detector
RMS - RMS detection

UL VERIFICATION SERVICES
47173 Benicia Street, Fremont, CA 94538; USA TEL:(510) 319-4000 FAX:(510) 661-0888
This report shall not be reproduced except in full, without the written approval of UL VERIFICATION SERVICES

HARMONICS AND SPURIOUS EMISSIONS

MID CHANNEL RESULTS

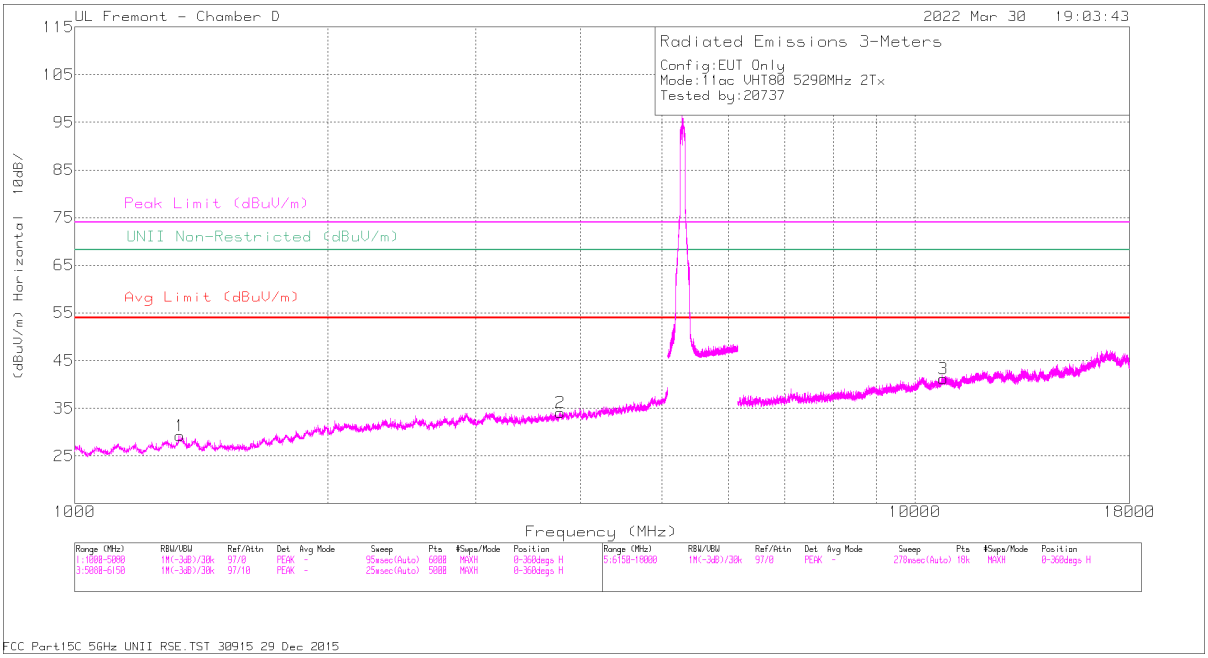

HORIZONTAL

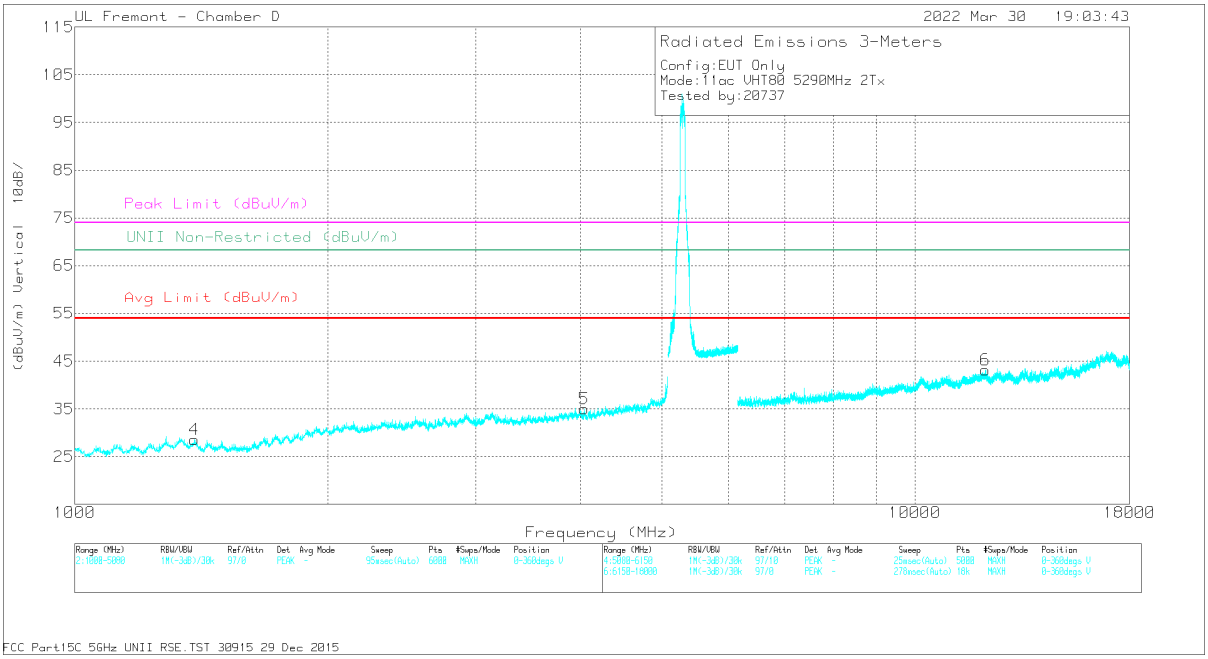

VERTICAL

UL VERIFICATION SERVICES
47173 Benicia Street, Fremont, CA 94538; USA TEL:(510) 319-4000 FAX:(510) 661-0888
This report shall not be reproduced except in full, without the written approval of UL VERIFICATION SERVICES

RADIATED EMISSIONS

Marker	Frequency (MHz)	Meter Reading (dBuV)	Det	200786 ACF (dB/m)	Amp/Cbl/ Fltr/Pad (dB)	DC Corr (dB)	Corrected Reading (dBuV/m)	Avg Limit (dBuV/m)	Margin (dB)	Peak Limit (dBuV/m)	PK Margin (dB)	Azimuth (Degs)	Height (cm)	Polarity
1	* 1332.498	42.14	PK-U	29	-31.6	0	39.54	-	-	74	-34.46	102	210	H
	* 1332.494	29.87	ADR	29	-31.6	0.4	27.67	54	-26.33	-	-	102	210	H
2	* 3783.921	39.42	PK-U	33.4	-28.7	0	44.12	-	-	74	-29.88	208	283	H
	* 3782.694	27.77	ADR	33.3	-28.7	0.4	32.77	54	-21.23	-	-	208	283	H
4	* 1387.528	41.3	PK-U	28.4	-31.4	0	38.3	-	-	74	-35.7	296	231	V
	* 1389.636	29.89	ADR	28.3	-31.4	0.4	27.19	54	-26.81	-	-	296	231	V
5	* 4040.371	39.3	PK-U	33.4	-28.7	0	44	-	-	74	-30	212	152	V
	* 4043.178	27.93	ADR	33.5	-28.7	0.4	33.13	54	-20.87	-	-	212	152	V
3	* 10804.702	34.99	PK-U	37.7	-21.5	0	51.19	-	-	74	-22.81	310	166	H
	* 10805.693	23.39	ADR	37.7	-21.5	0.4	39.99	54	-14.01	-	-	310	166	H
6	* 12136.577	36.13	PK-U	39	-22.3	0	52.83	-	-	74	-21.17	91	173	V
	* 12136.38	24.4	ADR	39	-22.4	0.4	41.4	54	-12.6	-	-	91	173	V

* - indicates frequency in CFR47 Pt 15 / IC RSS-Restricted Band
PK-U - U-NII: Maximum Peak
ADR - U-NII AD primary method, RMS average

UL VERIFICATION SERVICES
47173 Benicia Street, Fremont, CA 94538; USA TEL:(510) 319-4000 FAX:(510) 661-0888
This report shall not be reproduced except in full, without the written approval of UL VERIFICATION SERVICES

1.1.10. TX ABOVE 1 GHz 802.11ax HE20 MODE IN THE 5.3GHz BAND

1TX Antenna 6 MODE: 26-Tones, RU Index 8

BANDEDGE (HIGH CHANNEL)

HORIZONTAL RESULT

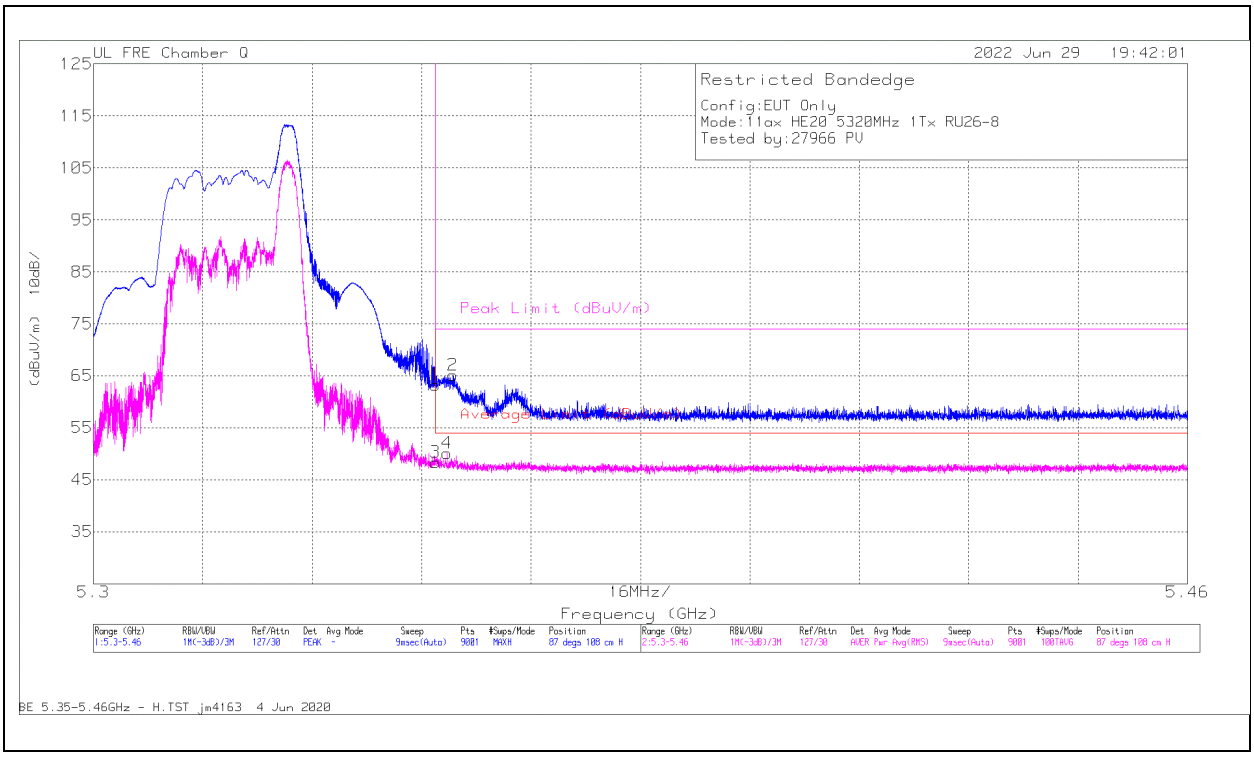

Marker	Frequency (GHz)	Meter Reading (dBuV)	Det	AF 200895 (dB/m)	Amp/Cbl/Fltr/Pad (dB)	DC Corr (dB)	Corrected Reading (dBuV/m)	Average Limit (dBuV/m)	Margin (dB)	Peak Limit (dBuV/m)	PK Margin (dB)	Azimuth (Degs)	Height (cm)	Polarity
1	5.35	59.51	Pk	34.5	-30.8	0	63.21	-	-	74	-10.79	87	108	H
2	5.35257	61.42	Pk	34.5	-30.8	0	65.12	-	-	74	-8.88	87	108	H
3	5.35	44.13	RMS	34.5	-30.8	0.46	48.29	54	-5.71	-	-	87	108	H
4	5.351734	45.81	RMS	34.5	-30.8	0.46	49.97	54	-4.03	-	-	87	108	H

Pk - Peak detector
RMS - RMS detection

UL VERIFICATION SERVICES
47173 Benicia Street, Fremont, CA 94538; USA TEL:(510) 319-4000 FAX:(510) 661-0888
This report shall not be reproduced except in full, without the written approval of UL VERIFICATION SERVICES

VERTICAL RESULT

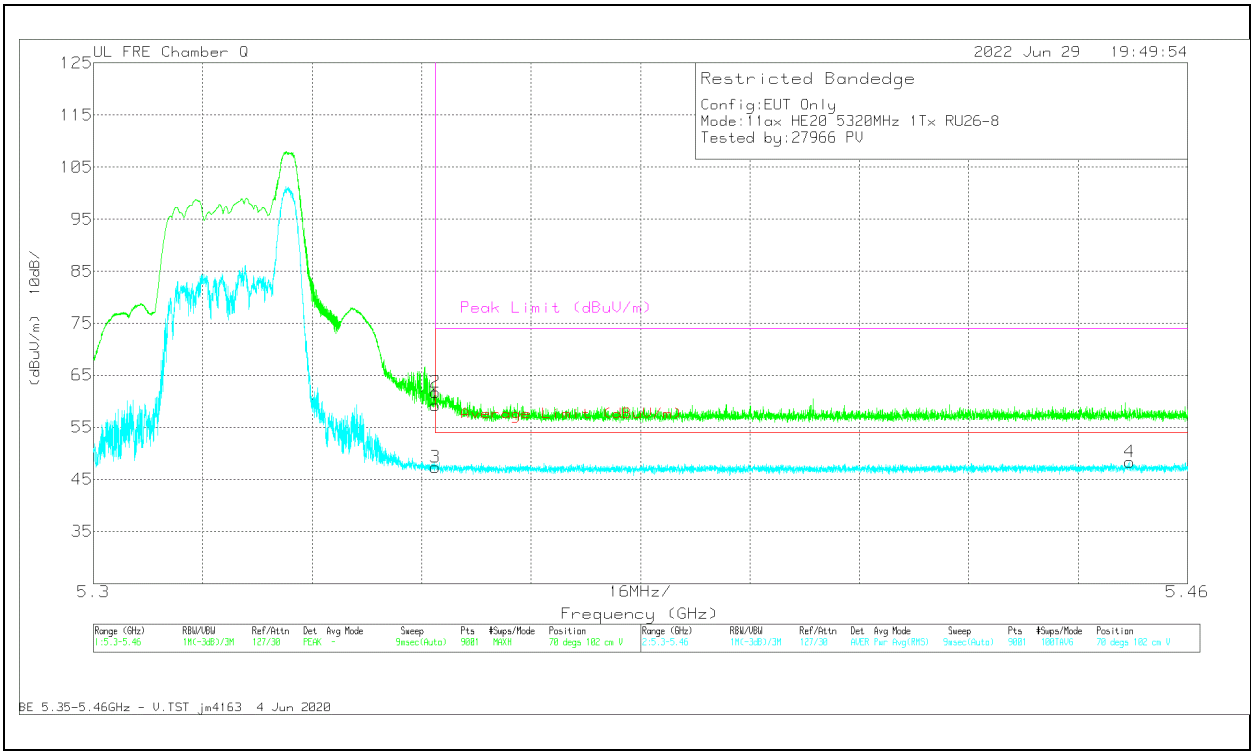

Marker	Frequency (GHz)	Meter Reading (dBuV)	Det	AF 200895 (dB/m)	Amp/Cbl/Fltr/Pad (dB)	DC Corr (dB)	Corrected Reading (dBuV/m)	Average Limit (dBuV/m)	Margin (dB)	Peak Limit (dBuV/m)	PK Margin (dB)	Azimuth (Degs)	Height (cm)	Polarity
1	5.35	55.49	Pk	34.5	-30.8	0	59.19	-	-	74	-14.81	70	102	V
2	5.350027	58.02	Pk	34.5	-30.8	0	61.72	-	-	74	-12.28	70	102	V
3	5.35	43.05	RMS	34.5	-30.8	0.46	47.21	54	-6.79	-	-	70	102	V
4	5.451522	43.72	RMS	34.6	-30.5	0.46	48.28	54	-5.72	-	-	70	102	V

Pk - Peak detector
RMS - RMS detection

UL VERIFICATION SERVICES
47173 Benicia Street, Fremont, CA 94538; USA TEL:(510) 319-4000 FAX:(510) 661-0888
This report shall not be reproduced except in full, without the written approval of UL VERIFICATION SERVICES

1TX Antenna 6 MODE: SU, Single User

BANDEDGE (HIGH CHANNEL)

HORIZONTAL RESULT

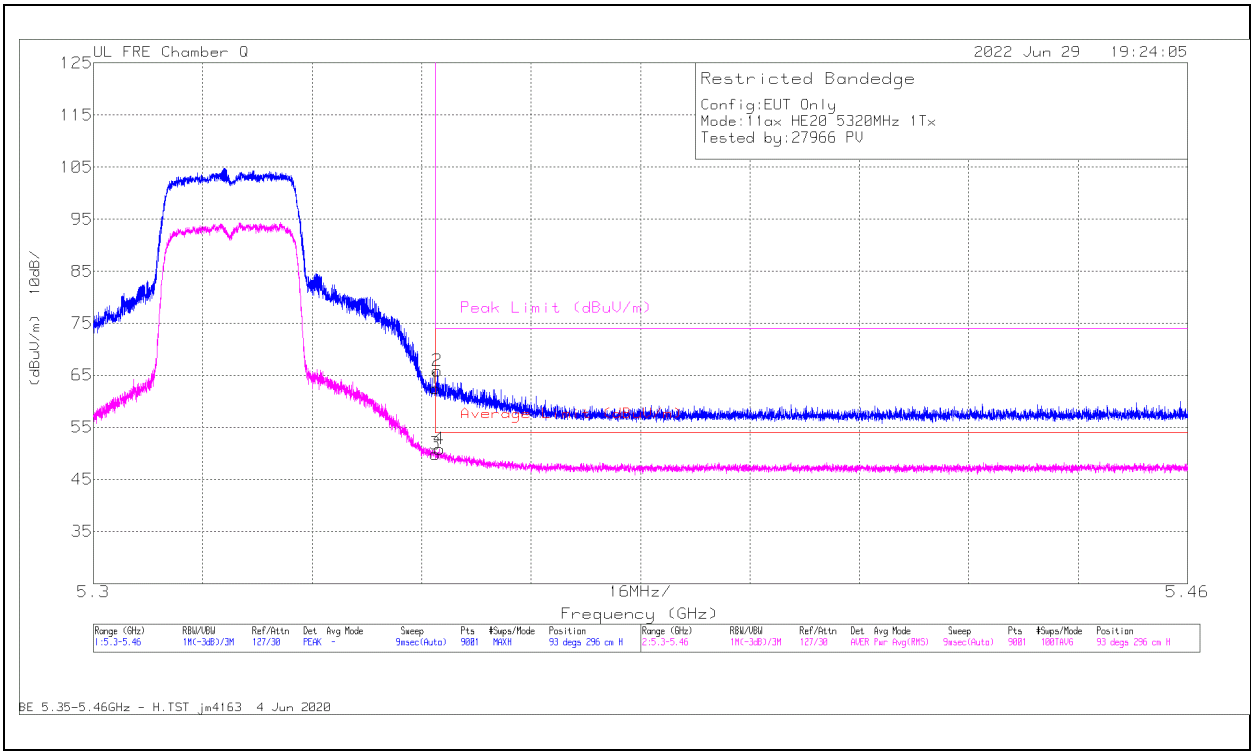

Marker	Frequency (GHz)	Meter Reading (dBuV)	Det	AF 200895 (dB/m)	Amp/Cbl/Fltr/Pad (dB)	DC Corr (dB)	Corrected Reading (dBuV/m)	Average Limit (dBuV/m)	Margin (dB)	Peak Limit (dBuV/m)	PK Margin (dB)	Azimuth (Degs)	Height (cm)	Polarity
1	5.35	58.76	Pk	34.5	-30.8	0	62.46	-	-	74	-11.54	93	296	H
2	5.350241	62.14	Pk	34.5	-30.8	0	65.84	-	-	74	-8.16	93	296	H
3	5.35	45.6	RMS	34.5	-30.8	0.65	49.95	54	-4.05	-	-	93	296	H
4	5.350614	46.53	RMS	34.5	-30.8	0.65	50.88	54	-3.12	-	-	93	296	H

Pk - Peak detector
RMS - RMS detection

UL VERIFICATION SERVICES
47173 Benicia Street, Fremont, CA 94538; USA TEL:(510) 319-4000 FAX:(510) 661-0888
This report shall not be reproduced except in full, without the written approval of UL VERIFICATION SERVICES

VERTICAL RESULT

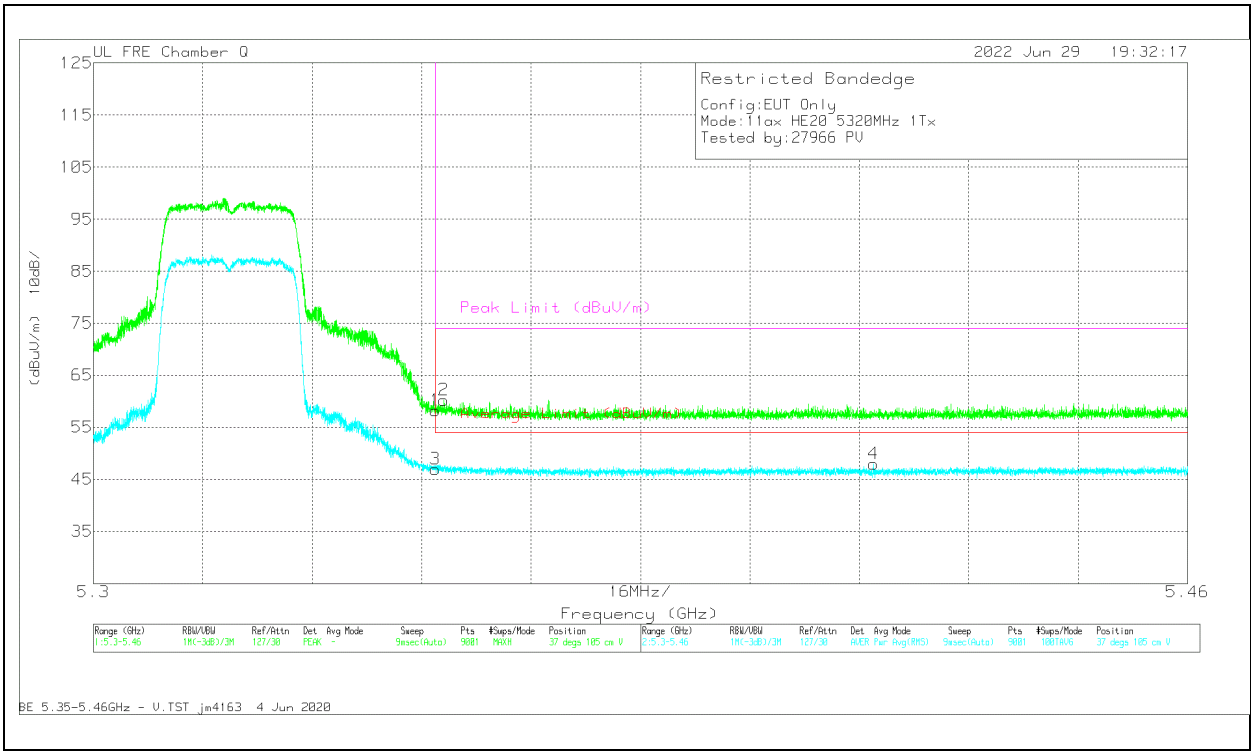

Marker	Frequency (GHz)	Meter Reading (dBuV)	Det	AF 200895 (dB/m)	Amp/Cbl/Fltr/Pad (dB)	DC Corr (dB)	Corrected Reading (dBuV/m)	Average Limit (dBuV/m)	Margin (dB)	Peak Limit (dBuV/m)	PK Margin (dB)	Azimuth (Degs)	Height (cm)	Polarity
1	5.35	54.54	Pk	34.5	-30.8	0	58.24	-	-	74	-15.76	37	105	V
2	5.351236	56.54	Pk	34.5	-30.8	0	60.24	-	-	74	-13.76	37	105	V
3	5.35	43.26	RMS	34.5	-30.8	0.65	47.61	54	-6.39	-	-	37	105	V
4	5.414046	44.15	RMS	34.5	-30.7	0.65	48.6	54	-5.4	-	-	37	105	V

Pk - Peak detector
RMS - RMS detection

UL VERIFICATION SERVICES
47173 Benicia Street, Fremont, CA 94538; USA TEL:(510) 319-4000 FAX:(510) 661-0888
This report shall not be reproduced except in full, without the written approval of UL VERIFICATION SERVICES

1TX Antenna 5 MODE: 26-Tones, RU Index 8

BANDEDGE (HIGH CHANNEL)

HORIZONTAL RESULT

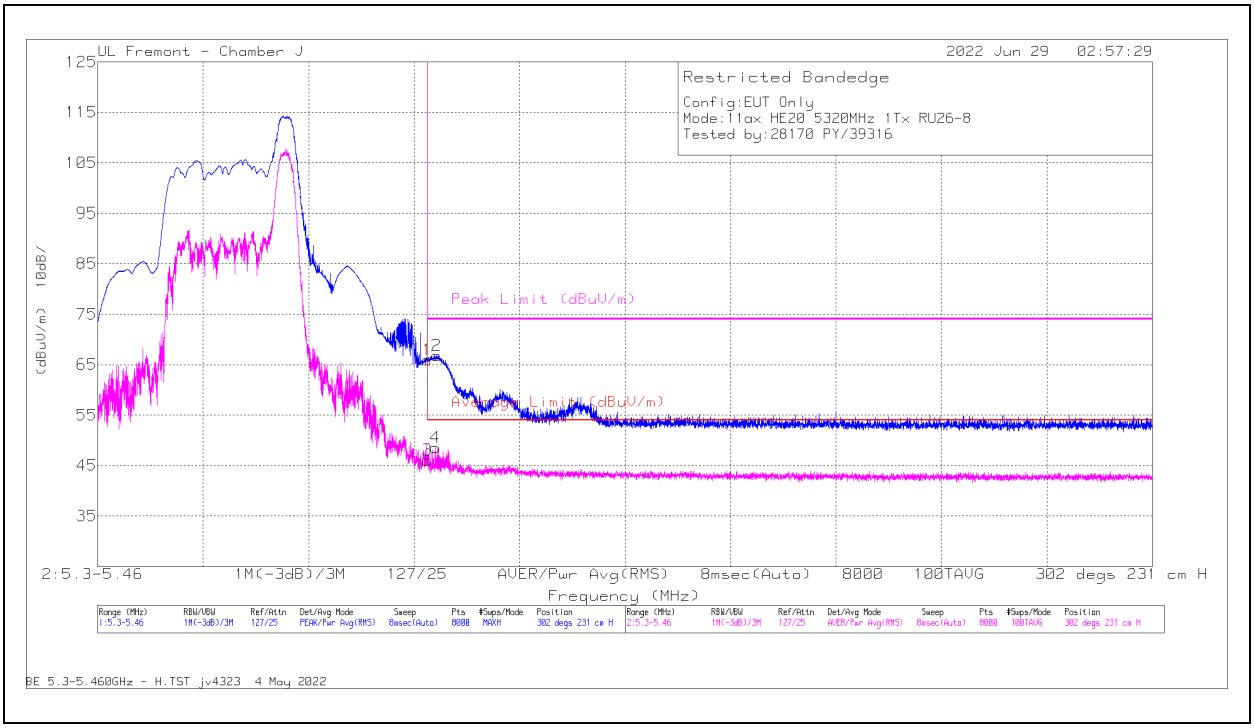

Marker	Frequency (MHz)	Meter Reading (dBuV)	Det	AF 206806 (dB/m)	Amp/Cbl/Filter/Pad (dB)	DC Corr (dB)	Corrected Reading (dBuV/m)	Average Limit (dBuV/m)	Margin (dB)	Peak Limit (dBuV/m)	PK Margin (dB)	Azimuth (Degs)	Height (cm)	Polarity
1	* 5350	69.01	Pk	34.5	-37.6	0	65.91	-	-	74	-8.09	302	231	H
2	* 5351.468	69.82	Pk	34.5	-37.5	0	66.82	-	-	74	-7.18	302	231	H
3	* 5350	48.58	RMS	34.5	-37.6	0.46	45.94	54	-8.06	-	-	302	231	H
4	* 5351.188	51.02	RMS	34.5	-37.5	0.46	48.48	54	-5.52	-	-	302	231	H

* - indicates frequency in CFR47 Pt 15 / IC RSS-Restricted Band
Pk - Peak detector
RMS - RMS detection

UL VERIFICATION SERVICES
47173 Benicia Street, Fremont, CA 94538; USA TEL:(510) 319-4000 FAX:(510) 661-0888
This report shall not be reproduced except in full, without the written approval of UL VERIFICATION SERVICES

VERTICAL RESULT

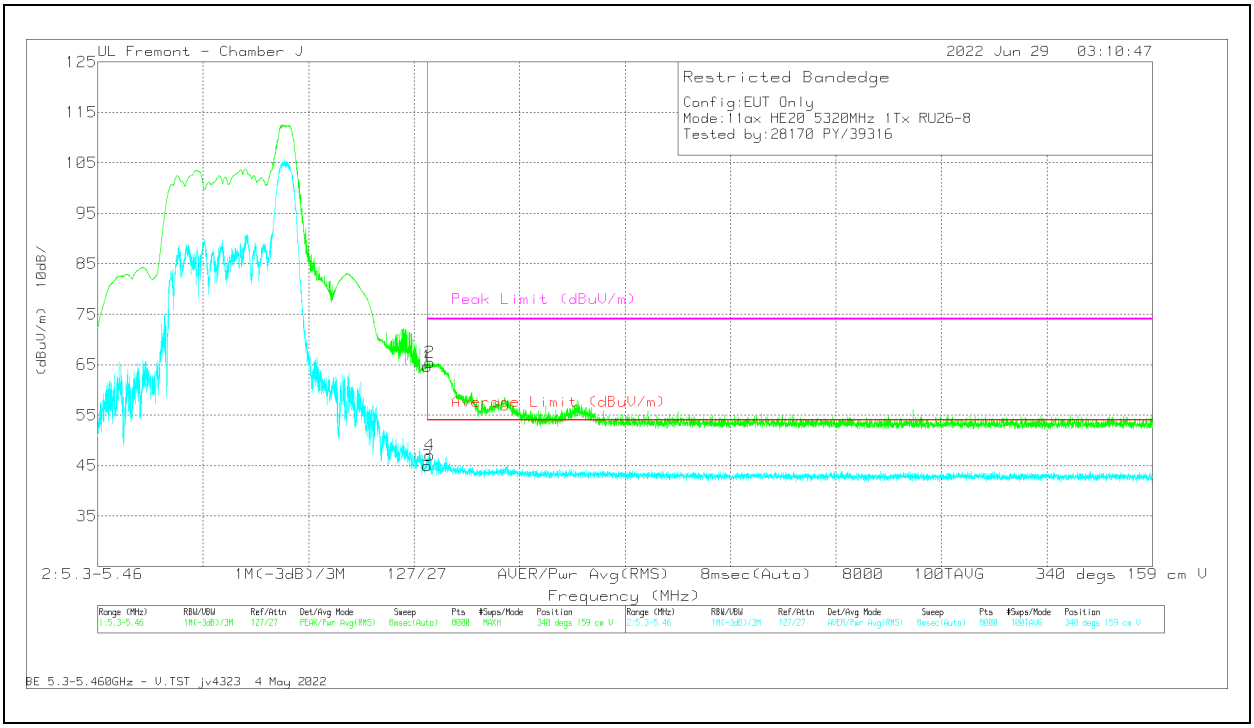

Marker	Frequency (MHz)	Meter Reading (dBuV)	Det	AF 206806 (dB/m)	Amp/Cbl/FIter /Pad (dB)	DC Corr (dB)	Corrected Reading (dBuV/m)	Average Limit (dBuV/m)	Margin (dB)	Peak Limit (dBuV/m)	PK Margin (dB)	Azimuth (Degs)	Height (cm)	Polarity
1	* 5350	67.76	Pk	34.5	-37.6	0	64.66	-	-	74	-9.34	340	159	V
2	* 5350.348	68.4	Pk	34.5	-37.5	0	65.4	-	-	74	-8.6	340	159	V
3	* 5350	47.51	RMS	34.5	-37.6	0.46	44.87	54	-9.13	-	-	340	159	V
4	* 5350.408	49.5	RMS	34.5	-37.5	0.46	46.96	54	-7.04	-	-	340	159	V

* - indicates frequency in CFR47 Pt 15 / IC RSS-Restricted Band
Pk - Peak detector
RMS - RMS detection

UL VERIFICATION SERVICES
47173 Benicia Street, Fremont, CA 94538; USA TEL:(510) 319-4000 FAX:(510) 661-0888
This report shall not be reproduced except in full, without the written approval of UL VERIFICATION SERVICES

1TX Antenna 5 MODE: SU, Single User

BANDEDGE (HIGH CHANNEL)

HORIZONTAL RESULT

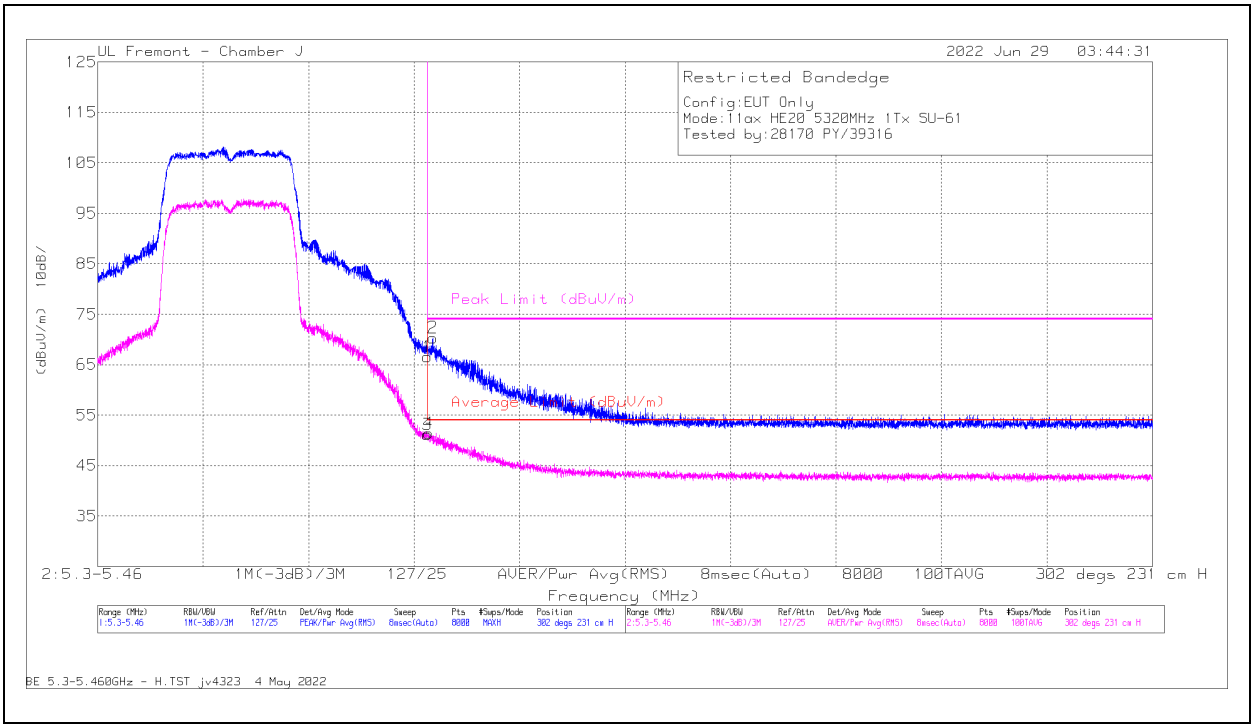

Marker	Frequency (MHz)	Meter Reading (dBuV)	Det	AF 206806 (dB/m)	Amp/Cbl/ Filter/Pad (dB)	DC Corr (dB)	Corrected Reading (dBuV/m)	Average Limit (dBuV/m)	Margin (dB)	Peak Limit (dBuV/m)	PK Margin (dB)	Azimuth (Degs)	Height (cm)	Polarity
1	* 5350	69.65	Pk	34.5	-37.6	0	66.55	-	-	74	-7.45	302	231	H
2	* 5350.868	73.34	Pk	34.5	-37.5	0	70.34	-	-	74	-3.66	302	231	H
3	* 5350	53.65	RMS	34.5	-37.6	0.65	51.20	54	-2.80	-	-	302	231	H
4	* 5350.208	53.8	RMS	34.5	-37.5	0.65	51.45	54	-2.55	-	-	302	231	H

* - indicates frequency in CFR47 Pt 15 / IC RSS-Restricted Band
Pk - Peak detector
RMS - RMS detection

UL VERIFICATION SERVICES
47173 Benicia Street, Fremont, CA 94538; USA TEL:(510) 319-4000 FAX:(510) 661-0888
This report shall not be reproduced except in full, without the written approval of UL VERIFICATION SERVICES

VERTICAL RESULT

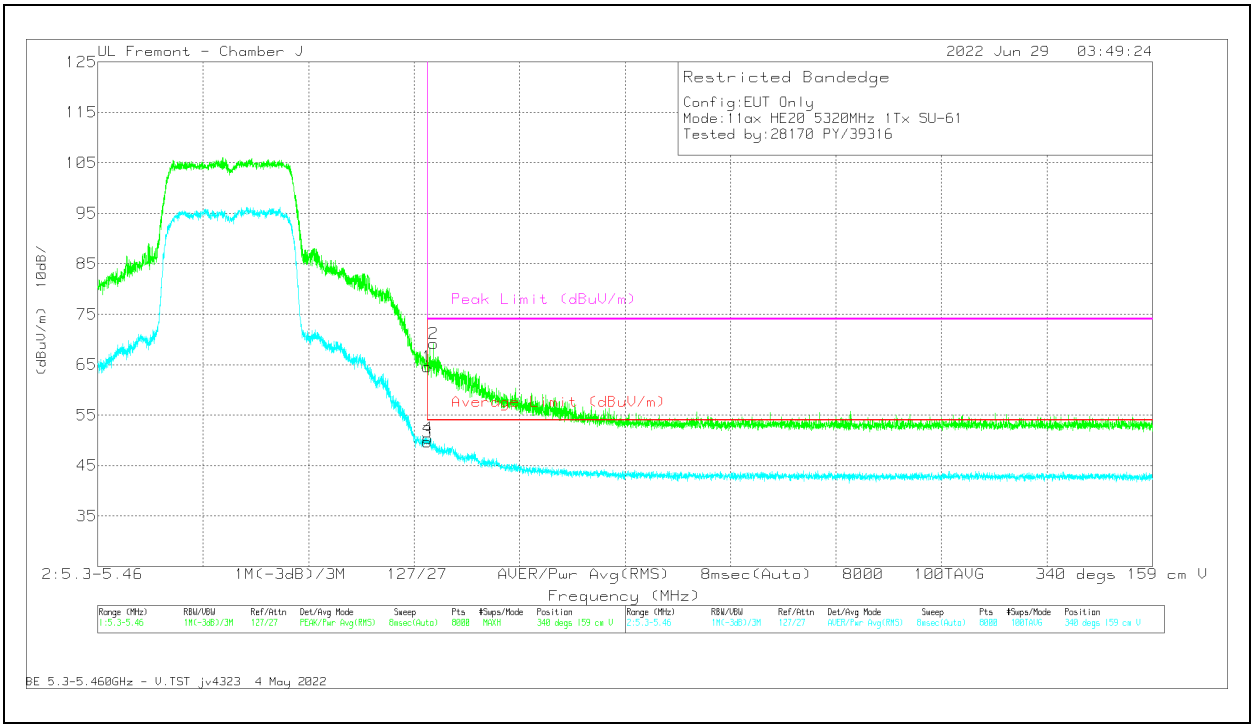

Marker	Frequency (MHz)	Meter Reading (dBuV)	Det	AF 206806 (dB/m)	Amp/Cbl/Fltr /Pad (dB)	DC Corr (dB)	Corrected Reading (dBuV/m)	Average Limit (dBuV/m)	Margin (dB)	Peak Limit (dBuV/m)	PK Margin (dB)	Azimuth (Degs)	Height (cm)	Polarity
1	* 5350	67.68	Pk	34.5	-37.6	0	64.58	-	-	74	-9.42	340	159	V
2	* 5350.948	72.14	Pk	34.5	-37.5	0	69.14	-	-	74	-4.86	340	159	V
3	* 5350	52.2	RMS	34.5	-37.6	0.65	49.75	54	-4.25	-	-	340	159	V
4	* 5350.048	52.84	RMS	34.5	-37.5	0.65	50.49	54	-3.51	-	-	340	159	V

* - indicates frequency in CFR47 Pt 15 / IC RSS-Restricted Band
Pk - Peak detector
RMS - RMS detection

UL VERIFICATION SERVICES
47173 Benicia Street, Fremont, CA 94538; USA TEL:(510) 319-4000 FAX:(510) 661-0888
This report shall not be reproduced except in full, without the written approval of UL VERIFICATION SERVICES