**2TX Antenna 6 + Antenna 5 OFDMA MODE (FCC) MOBILE – 26 Tones, RU Index 18**

| | |
|---|---|
| **Test Engineer:** | 26118 |
| **Test Date:** | 04/25/22, 04/26/22 |

**Antenna Gain and Limits**

| Channel | Frequency (MHz) | Directional Gain for Power (dBi) | Directional Gain for PSD (dBi) | Power Limit (dBm) | PSD Limit (dBm/1MHz) |
|---|---|---|---|---|---|
| Mid | 5210 | -2.58 | 0.28 | 24.00 | 11.00 |

| | | |
|---|---|---|
| **Duty Cycle CF (dB)** | 0.00 | **Included in Calculations of Corr'd PSD** |

**Output Power Results**

| Channel | Frequency (MHz) | Antenna 6 Meas Power (dBm) | Antenna 5 Meas Power (dBm) | Total Corr'd Power (dBm) | Power Limit (dBm) | Power Margin (dB) |
|---|---|---|---|---|---|---|
| Mid | 5210 | 8.61 | 8.72 | 11.68 | 24.00 | -12.32 |

**PSD Results**

| Channel | Frequency (MHz) | Antenna 6 Meas PSD | Antenna 5 Meas PSD | Total Corr'd PSD (dBm/ 1MHz) | PSD Limit (dBm/ 1MHz) | PSD Margin (dB) |
|---|---|---|---|---|---|---|
| Mid | 5210 | 5.388 | 5.476 | 8.443 | 11.00 | -2.557 |

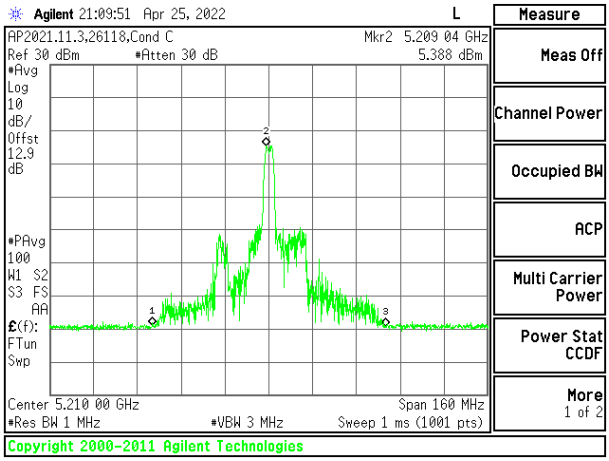


**MID CHANNEL [ANT 6]**

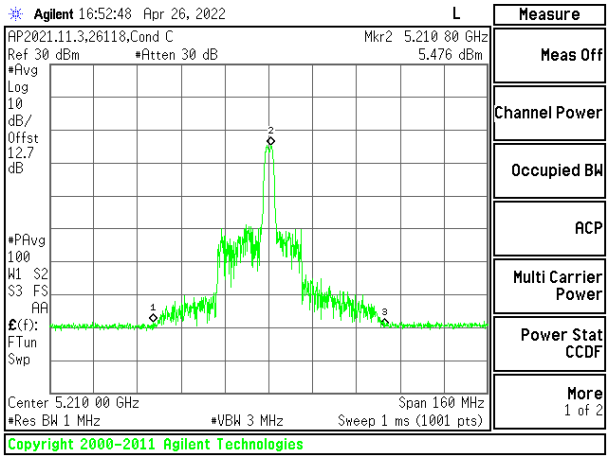


**MID CHANNEL [ANT 5]**



UL VERIFICATION SERVICES INC.
47173 Benicia Street, Fremont, CA 94538; USA TEL:(510) 319-4000 FAX:(510) 661-0888

*This report shall not be reproduced except in full, without the written approval of UL Verification Services Inc.*

**2TX Antenna 6 + Antenna 5 OFDMA MODE (FCC) MOBILE – 26 Tones, RU Index 36**

| | |
|---|---|
| **Test Engineer:** | 26118 |
| **Test Date:** | 04/25/22, 04/26/22 |

**Antenna Gain and Limits**

| Channel | Frequency (MHz) | Directional Gain for Power (dBi) | Directional Gain for PSD (dBi) | Power Limit (dBm) | PSD Limit (dBm/1MHz) |
|---|---|---|---|---|---|
| Mid | 5210 | -2.58 | 0.28 | 24.00 | 11.00 |

| | | |
|---|---|---|
| **Duty Cycle CF (dB)** | 0.00 | **Included in Calculations of Corr'd PSD** |

**Output Power Results**

| Channel | Frequency (MHz) | Antenna 6 Meas Power (dBm) | Antenna 5 Meas Power (dBm) | Total Corr'd Power (dBm) | Power Limit (dBm) | Power Margin (dB) |
|---|---|---|---|---|---|---|
| Mid | 5210 | 8.68 | 8.75 | 11.73 | 24.00 | -12.27 |

**PSD Results**

| Channel | Frequency (MHz) | Antenna 6 Meas PSD (dBm/1MHz) | Antenna 5 Meas PSD (dBm/1MHz) | Total Corr'd PSD (dBm/ 1MHz) | PSD Limit (dBm/ 1MHz) | PSD Margin (dB) |
|---|---|---|---|---|---|---|
| Mid | 5210 | 6.355 | 6.435 | 9.405 | 11.00 | -1.595 |

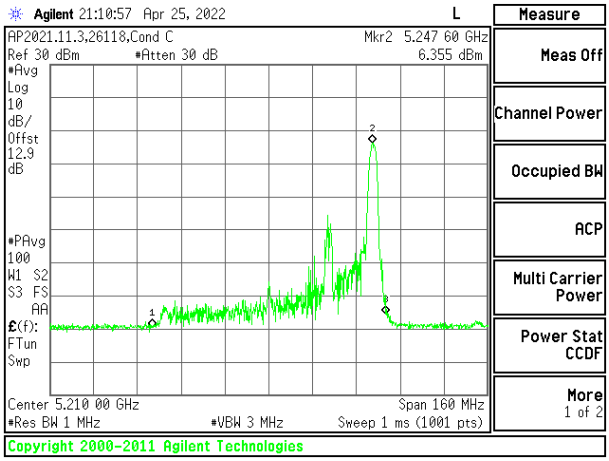


**MID CHANNEL [ANT 6]**

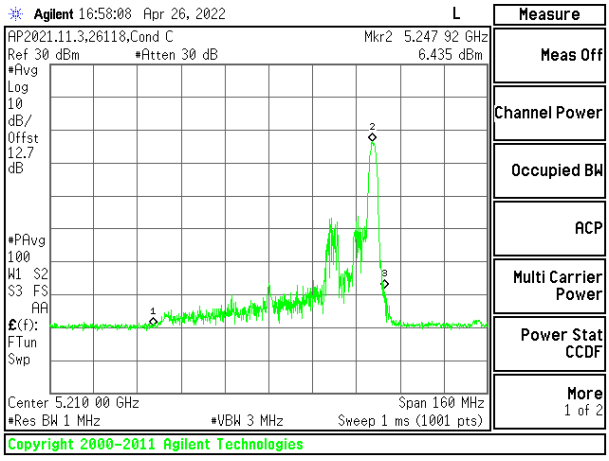


**MID CHANNEL [ANT 5]**



UL VERIFICATION SERVICES INC.
47173 Benicia Street, Fremont, CA 94538; USA TEL:(510) 319-4000 FAX:(510) 661-0888

*This report shall not be reproduced except in full, without the written approval of UL Verification Services Inc.*

**2TX Antenna 6 + Antenna 5 OFDMA MODE (FCC) MOBILE – SU Mode**

| | |
|---|---|
| **Test Engineer:** | 26118 |
| **Test Date:** | 04/22/2022,03/31/22 |

**Antenna Gain and Limits**

| Channel | Frequency (MHz) | Directional Gain for Power (dBi) | Directional Gain for PSD (dBi) | Power Limit (dBm) | PSD Limit (dBm/1MHz) |
|---|---|---|---|---|---|
| Mid | 5210 | -2.58 | 0.28 | 24.00 | 11.00 |

| | | |
|---|---|---|
| **Duty Cycle CF (dB)** | 0.23 | **Included in Calculations of Corr'd PSD** |

**Output Power Results**

| Channel | Frequency (MHz) | Antenna 6 Meas Power (dBm) | Antenna 5 Meas Power (dBm) | Total Corr'd Power (dBm) | Power Limit (dBm) | Power Margin (dB) |
|---|---|---|---|---|---|---|
| Mid | 5210 | 15.24 | 15.18 | 18.22 | 24.00 | -5.78 |

**PSD Results**

| Channel | Frequency (MHz) | Antenna 6 Meas PSD (dBm/1MHz) | Antenna 5 Meas PSD (dBm/1MHz) | Total Corr'd PSD (dBm/ 1MHz) | PSD Limit (dBm/ 1MHz) | PSD Margin (dB) |
|---|---|---|---|---|---|---|
| Mid | 5210 | -1.215 | -1.296 | 1.985 | 11.00 | -9.015 |

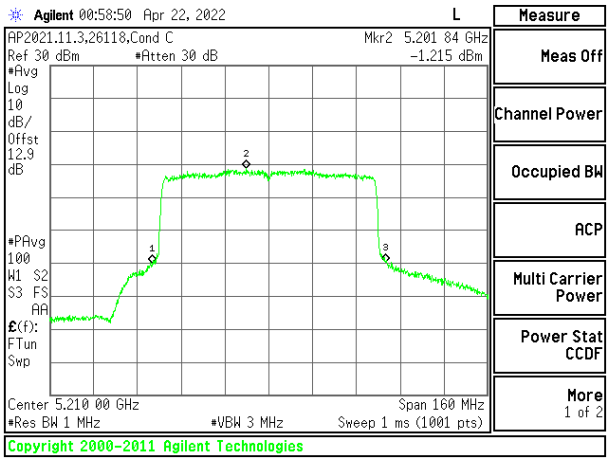


**MID CHANNEL [ANT 6]**

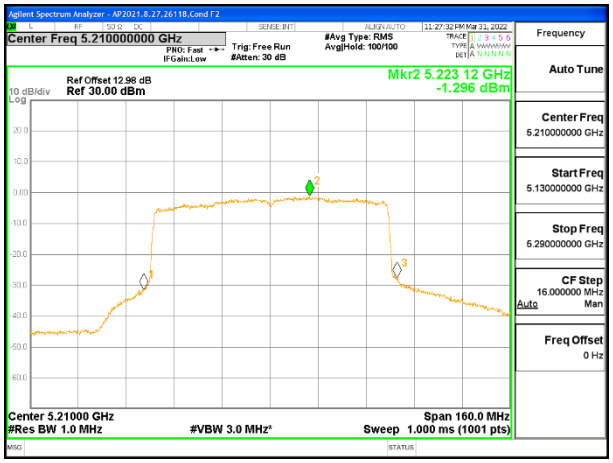


**MID CHANNEL [ANT 5]**



UL VERIFICATION SERVICES INC.
47173 Benicia Street, Fremont, CA 94538; USA TEL:(510) 319-4000 FAX:(510) 661-0888

*This report shall not be reproduced except in full, without the written approval of UL Verification Services Inc.*

## 9.4.7. 802.11n HT20 MODE IN THE 5.3 GHz BAND

**1TX Antenna 6 MODE (FCC)**

| | |
|---|---|
| **Test Engineer:** | 26118 |
| **Test Date:** | 04/19/2022 |

**Bandwidth, Antenna Gain, and Limits**

| Channel | Frequency (MHz) | Min 26 dB BW (MHz) | Directional Gain (dBi) | Power Limit (dBm) | PSD Limit (dBm/1MHz) |
|---|---|---|---|---|---|
| Low | 5260 | 21.107 | -5.20 | 24.00 | 11.00 |
| Mid | 5300 | 21.119 | -5.20 | 24.00 | 11.00 |
| High | 5320 | 22.16 | -5.20 | 24.00 | 11.00 |

| | | |
|---|---|---|
| **Duty Cycle CF (dB)** | 0.10 | **Included in Calculations of Corr'd PSD** |

**Output Power Results**

| Channel | Frequency (MHz) | Antenna 6 Meas Power (dBm) | Total Corr'd Power (dBm) | Power Limit (dBm) | Power Margin (dB) |
|---|---|---|---|---|---|
| Low | 5260 | 19.16 | 19.16 | 24.00 | -4.84 |
| Mid | 5300 | 19.12 | 19.12 | 24.00 | -4.88 |
| High | 5320 | 18.74 | 18.74 | 24.00 | -5.26 |

**PSD Results**

| Channel | Frequency (MHz) | Antenna 6 Meas PSD (dBm/1MHz) | Total Corr'd PSD (dBm/1MHz) | PSD Limit (dBm/1MHz) | PSD Margin (dB) |
|---|---|---|---|---|---|
| Low | 5260 | 9.533 | 9.633 | 11.00 | -1.367 |
| Mid | 5300 | 9.708 | 9.808 | 11.00 | -1.192 |
| High | 5320 | 9.243 | 9.343 | 11.00 | -1.657 |

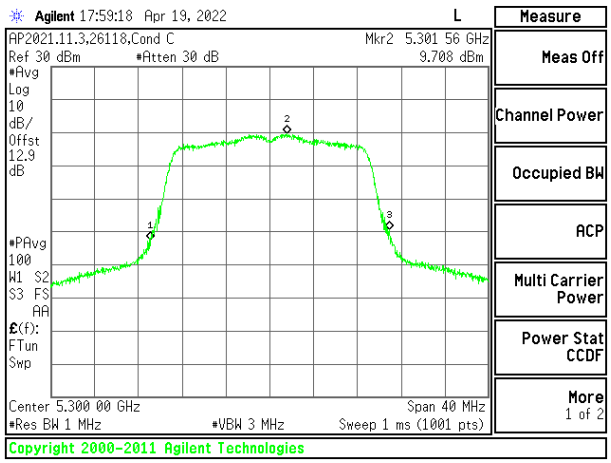


**MID CHANNEL**



UL VERIFICATION SERVICES INC.
47173 Benicia Street, Fremont, CA 94538; USA TEL:(510) 319-4000 FAX:(510) 661-0888

*This report shall not be reproduced except in full, without the written approval of UL Verification Services Inc.*

**1TX Antenna 5 MODE (FCC)**

| | |
|---|---|
| **Test Engineer:** | 26118 |
| **Test Date:** | 03/30/2022 |

**Bandwidth, Antenna Gain, and Limits**

| Channel | Frequency (MHz) | Min 26 dB BW (MHz) | Directional Gain (dBi) | Power Limit (dBm) | PSD Limit (dBm/1MHz) |
|---|---|---|---|---|---|
| Low | 5260 | 20.77 | -0.40 | 24.00 | 11.00 |
| Mid | 5300 | 20.70 | -0.40 | 24.00 | 11.00 |
| High | 5320 | 22.07 | -0.40 | 24.00 | 11.00 |

| | | |
|---|---|---|
| **Duty Cycle CF (dB)** | 0.10 | **Included in Calculations of Corr'd PSD** |

**Output Power Results**

| Channel | Frequency (MHz) | Antenna 5 Meas Power (dBm) | Total Corr'd Power (dBm) | Power Limit (dBm) | Power Margin (dB) |
|---|---|---|---|---|---|
| Low | 5260 | 19.22 | 19.22 | 24.00 | -4.78 |
| Mid | 5300 | 19.18 | 19.18 | 24.00 | -4.82 |
| High | 5320 | 18.88 | 18.88 | 24.00 | -5.12 |

**PSD Results**

| Channel | Frequency (MHz) | Antenna 5 Meas PSD (dBm/1MHz) | Total Corr'd PSD (dBm/1MHz) | PSD Limit (dBm/1MHz) | PSD Margin (dB) |
|---|---|---|---|---|---|
| Low | 5260 | 9.780 | 9.880 | 11.00 | -1.120 |
| Mid | 5300 | 9.719 | 9.819 | 11.00 | -1.181 |
| High | 5320 | 9.084 | 9.184 | 11.00 | -1.816 |

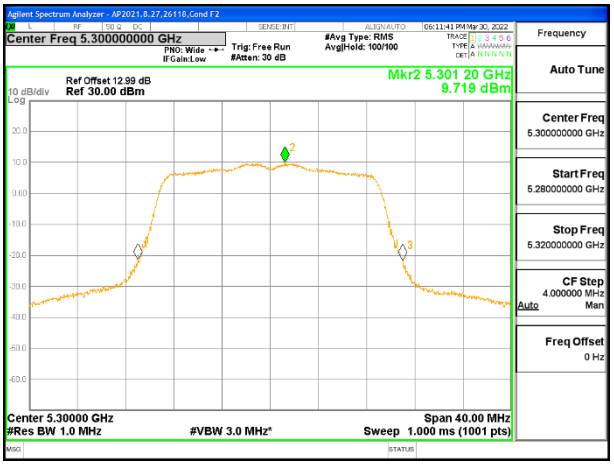


**MID CHANNEL**



UL VERIFICATION SERVICES INC.
47173 Benicia Street, Fremont, CA 94538; USA TEL:(510) 319-4000 FAX:(510) 661-0888

*This report shall not be reproduced except in full, without the written approval of UL Verification Services Inc.*

**2TX Antenna 6 + Antenna 5 CDD MODE (FCC)**

| | |
|---|---|
| **Test Engineer:** | 26118 |
| **Test Date:** | 04/21/22,03/30/22 |

**Bandwidth, Antenna Gain, and Limits**

| Channel | Frequency (MHz) | Min 26 dB BW (MHz) | Directional Gain for Power (dBi) | Directional Gain for PSD (dBi) | Power Limit (dBm) | PSD Limit (dBm/1MHz) |
|---|---|---|---|---|---|---|
| Low | 5260 | 20.78 | -2.17 | 0.54 | 24.00 | 11.00 |
| Mid | 5300 | 20.71 | -2.17 | 0.54 | 24.00 | 11.00 |
| High | 5320 | 21.56 | -2.17 | 0.54 | 24.00 | 11.00 |

| | | |
|---|---|---|
| **Duty Cycle CF (dB)** | 0.10 | **Included in Calculations of Corr'd PSD** |

**Output Power Results**

| Channel | Frequency (MHz) | Antenna 6 Meas Power (dBm) | Antenna 5 Meas Power (dBm) | Total Corr'd Power (dBm) | Power Limit (dBm) | Power Margin (dB) |
|---|---|---|---|---|---|---|
| Low | 5260 | 16.14 | 16.22 | 19.19 | 24.00 | -4.81 |
| Mid | 5300 | 16.25 | 16.17 | 19.22 | 24.00 | -4.78 |
| High | 5320 | 16.19 | 16.25 | 19.23 | 24.00 | -4.77 |

**PSD Results**

| Channel | Frequency (MHz) | Antenna 6 Meas PSD (dBm/1MHz) | Antenna 5 Meas PSD (dBm/1MHz) | Total Corr'd PSD (dBm/1MHz) | PSD Limit (dBm/1MHz) | PSD Margin (dB) |
|---|---|---|---|---|---|---|
| Low | 5260 | 6.596 | 6.905 | 9.864 | 11.00 | -1.136 |
| Mid | 5300 | 6.744 | 6.340 | 9.657 | 11.00 | -1.343 |
| High | 5320 | 6.385 | 6.734 | 9.673 | 11.00 | -1.327 |

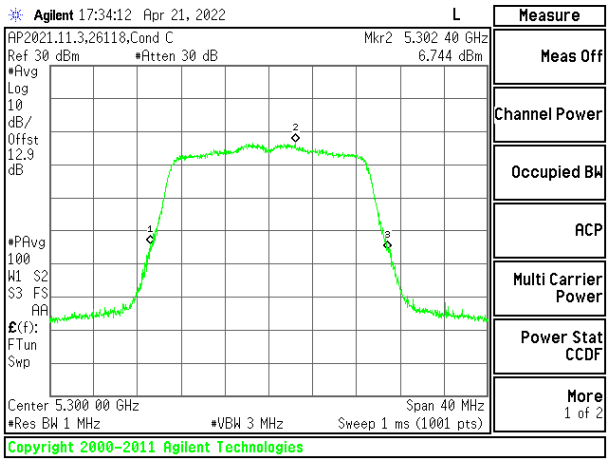


**MID CHANNEL [ANT 6]**

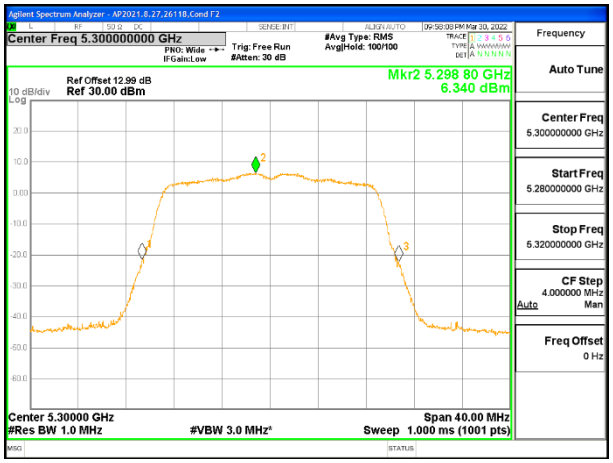


**MID CHANNEL [ANT 5]**



UL VERIFICATION SERVICES INC.
47173 Benicia Street, Fremont, CA 94538; USA TEL:(510) 319-4000 FAX:(510) 661-0888

*This report shall not be reproduced except in full, without the written approval of UL Verification Services Inc.*

## 9.4.8. 802.11n HT40 MODE IN THE 5.3 GHz BAND

**1TX Antenna 6 MODE (FCC)**

| | |
|---|---|
| **Test Engineer:** | 26118 |
| **Test Date:** | 07/03/2022 |

**Bandwidth, Antenna Gain, and Limits**

| Channel | Frequency (MHz) | Min 26 dB BW (MHz) | Directional Gain (dBi) | Power Limit (dBm) | PSD Limit (dBm/1MHz) |
|---|---|---|---|---|---|
| Low | 5270 | 41.48 | -5.20 | 24.00 | 11.00 |
| High | 5310 | 42.10 | -5.20 | 24.00 | 11.00 |

| | | |
|---|---|---|
| **Duty Cycle CF (dB)** | 0.17 | **Included in Calculations of Corr'd PSD** |

**Output Power Results**

| Channel | Frequency (MHz) | Antenna 6 Meas Power (dBm) | Total Corr'd Power (dBm) | Power Limit (dBm) | Power Margin (dB) |
|---|---|---|---|---|---|
| Low | 5270 | 20.21 | 20.21 | 24.00 | -3.79 |
| High | 5310 | 16.72 | 16.72 | 24.00 | -7.28 |

**PSD Results**

| Channel | Frequency (MHz) | Antenna 6 Meas PSD (dBm/1MHz) | Total Corr'd PSD (dBm/1MHz) | PSD Limit (dBm/1MHz) | PSD Margin (dB) |
|---|---|---|---|---|---|
| Low | 5270 | 7.486 | 7.486 | 11.00 | -3.514 |
| High | 5310 | 4.214 | 4.214 | 11.00 | -6.786 |

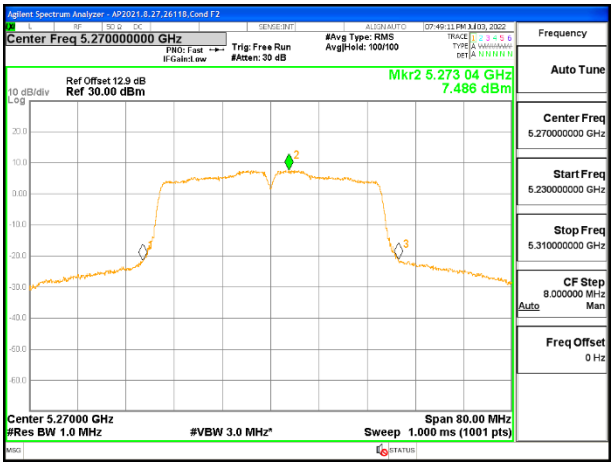


**LOW CHANNEL**



UL VERIFICATION SERVICES INC.
47173 Benicia Street, Fremont, CA 94538; USA TEL:(510) 319-4000 FAX:(510) 661-0888

*This report shall not be reproduced except in full, without the written approval of UL Verification Services Inc.*

**1TX Antenna 5 MODE (FCC)**

| | |
|---|---|
| **Test Engineer:** | 26118 |
| **Test Date:** | 03/30/2022 |

**Bandwidth, Antenna Gain, and Limits**

| Channel | Frequency (MHz) | Min 26 dB BW (MHz) | Directional Gain (dBi) | Power Limit (dBm) | PSD Limit (dBm/1MHz) |
|---|---|---|---|---|---|
| Low | 5270 | 41.46 | -0.40 | 24.00 | 11.00 |
| High | 5310 | 42.56 | -0.40 | 24.00 | 11.00 |

| | | |
|---|---|---|
| **Duty Cycle CF (dB)** | 0.17 | **Included in Calculations of Corr'd PSD** |

**Output Power Results**

| Channel | Frequency (MHz) | Antenna 5 Meas Power (dBm) | Total Corr'd Power (dBm) | Power Limit (dBm) | Power Margin (dB) |
|---|---|---|---|---|---|
| Low | 5270 | 20.44 | 20.44 | 24.00 | -3.56 |
| High | 5310 | 16.80 | 16.80 | 24.00 | -7.20 |

**PSD Results**

| Channel | Frequency (MHz) | Antenna 5 Meas PSD (dBm/1MHz) | Total Corr'd PSD (dBm/1MHz) | PSD Limit (dBm/1MHz) | PSD Margin (dB) |
|---|---|---|---|---|---|
| Low | 5270 | 7.347 | 7.517 | 11.00 | -3.483 |
| High | 5310 | 3.921 | 3.921 | 11.00 | -7.079 |

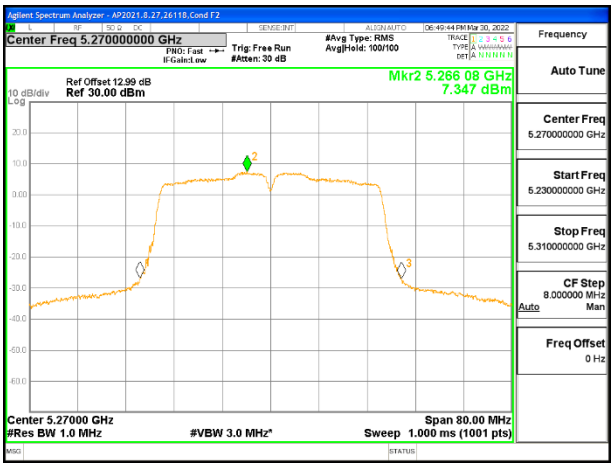


**LOW CHANNEL**



UL VERIFICATION SERVICES INC.
47173 Benicia Street, Fremont, CA 94538; USA TEL:(510) 319-4000 FAX:(510) 661-0888

*This report shall not be reproduced except in full, without the written approval of UL Verification Services Inc.*

**2TX Antenna 6 + Antenna 5 CDD MODE (FCC)**

| | |
|---|---|
| **Test Engineer:** | 26118 |
| **Test Date:** | 07/04/22 |

**Bandwidth, Antenna Gain, and Limits**

| Channel | Frequency (MHz) | Min 26 dB BW (MHz) | Directional Gain for Power (dBi) | Directional Gain for PSD (dBi) | Power Limit (dBm) | PSD Limit (dBm/1MHz) |
|---|---|---|---|---|---|---|
| Low | 5270 | 40.50 | -2.17 | 0.54 | 24.00 | 11.00 |
| High | 5310 | 41.53 | -2.17 | 0.54 | 24.00 | 11.00 |

| | | |
|---|---|---|
| **Duty Cycle CF (dB)** | 0.17 | **Included in Calculations of Corr'd PSD** |

**Output Power Results**

| Channel | Frequency (MHz) | Antenna 6 Meas Power (dBm) | Antenna 5 Meas Power (dBm) | Total Corr'd Power (dBm) | Power Limit (dBm) | Power Margin (dB) |
|---|---|---|---|---|---|---|
| Low | 5270 | 19.18 | 19.22 | 22.21 | 24.00 | -1.79 |
| High | 5310 | 15.20 | 15.29 | 18.26 | 24.00 | -5.74 |

**PSD Results**

| Channel | Frequency (MHz) | Antenna 6 Meas PSD (dBm/1MHz) | Antenna 5 Meas PSD (dBm/1MHz) | Total Corr'd PSD (dBm/1MHz) | PSD Limit (dBm/1MHz) | PSD Margin (dB) |
|---|---|---|---|---|---|---|
| Low | 5270 | 7.028 | 6.798 | 10.095 | 11.00 | -0.905 |
| High | 5310 | 2.521 | 2.682 | 5.783 | 11.00 | -5.217 |

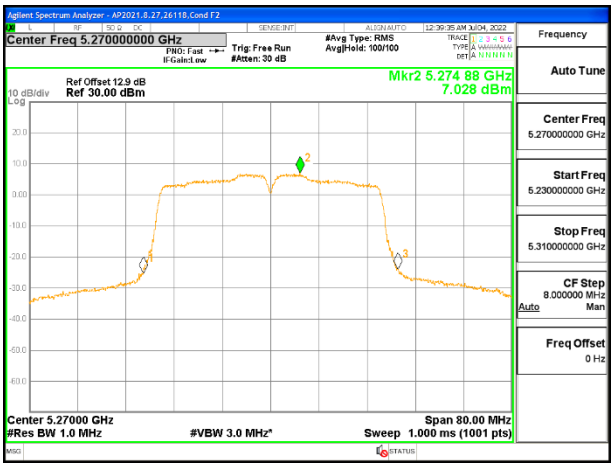


**LOW CHANNEL [ANT 6]**

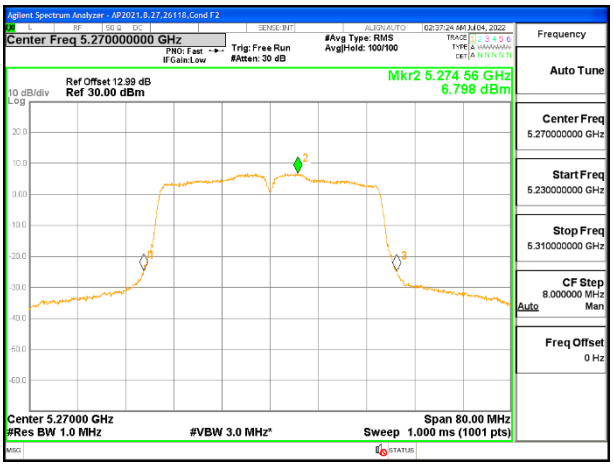


**LOW CHANNEL [ANT 5]**



UL VERIFICATION SERVICES INC.
47173 Benicia Street, Fremont, CA 94538; USA TEL:(510) 319-4000 FAX:(510) 661-0888

*This report shall not be reproduced except in full, without the written approval of UL Verification Services Inc.*

## 9.4.9. 802.11ac VHT80 MODE IN THE 5.3 GHz BAND

**1TX Antenna 6 MODE (FCC)**

| | |
|---|---|
| **Test Engineer:** | 26118 |
| **Test Date:** | 04/11/2022 |

**Bandwidth, Antenna Gain, and Limits**

| Channel | Frequency (MHz) | Min 26 dB BW (MHz) | Directional Gain (dBi) | Power Limit (dBm) | PSD Limit (dBm/1MHz) |
|---|---|---|---|---|---|
| Mid | 5290 | 83.27 | -5.20 | 24.00 | 11.00 |

| | | |
|---|---|---|
| **Duty Cycle CF (dB)** | 0.40 | **Included in Calculations of Corr'd PSD** |

**Output Power Results**

| Channel | Frequency (MHz) | Antenna 6 Meas Power (dBm) | Total Corr'd Power (dBm) | Power Limit (dBm) | Power Margin (dB) |
|---|---|---|---|---|---|
| Mid | 5290 | 16.90 | 16.90 | 24.00 | -7.10 |

**PSD Results**

| Channel | Frequency (MHz) | Antenna 6 Meas PSD (dBm/1MHz) | Total Corr'd PSD (dBm/1MHz) | PSD Limit (dBm/1MHz) | PSD Margin (dB) |
|---|---|---|---|---|---|
| Mid | 5290 | 1.246 | 1.646 | 11.00 | -9.354 |

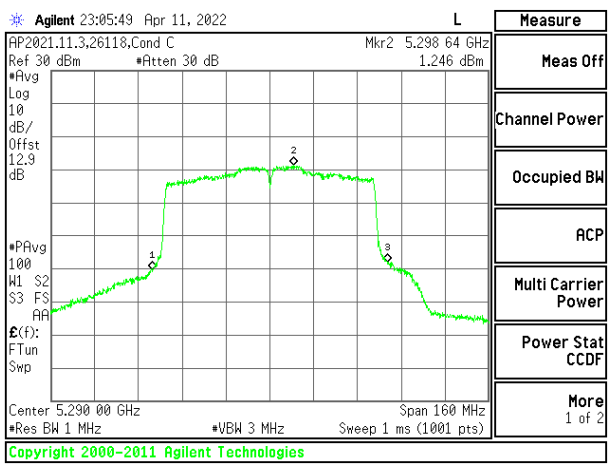


**MID CHANNEL**



UL VERIFICATION SERVICES INC.
47173 Benicia Street, Fremont, CA 94538; USA TEL:(510) 319-4000 FAX:(510) 661-0888

*This report shall not be reproduced except in full, without the written approval of UL Verification Services Inc.*

**1TX Antenna 5 MODE (FCC)**

| | |
|---|---|
| **Test Engineer:** | 26118 |
| **Test Date:** | 03/30/2022 |

**Bandwidth, Antenna Gain, and Limits**

| Channel | Frequency (MHz) | Min 26 dB BW (MHz) | Directional Gain (dBi) | Power Limit (dBm) | PSD Limit (dBm/1MHz) |
|---|---|---|---|---|---|
| Mid | 5290 | 80.88 | -0.40 | 24.00 | 11.00 |

| | | |
|---|---|---|
| **Duty Cycle CF (dB)** | 0.40 | **Included in Calculations of Corr'd PSD** |

**Output Power Results**

| Channel | Frequency (MHz) | Antenna 5 Meas Power (dBm) | Total Corr'd Power (dBm) | Power Limit (dBm) | Power Margin (dB) |
|---|---|---|---|---|---|
| Mid | 5290 | 16.73 | 16.73 | 24.00 | -7.27 |

**PSD Results**

| Channel | Frequency (MHz) | Antenna 5 Meas PSD (dBm/1MHz) | Total Corr'd PSD (dBm/1MHz) | PSD Limit (dBm/1MHz) | PSD Margin (dB) |
|---|---|---|---|---|---|
| Mid | 5290 | 1.355 | 1.755 | 11.00 | -9.245 |

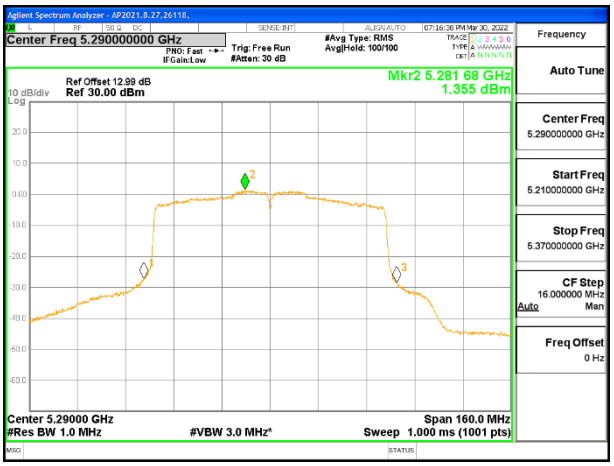


**MID CHANNEL**



UL VERIFICATION SERVICES INC.
47173 Benicia Street, Fremont, CA 94538; USA TEL:(510) 319-4000 FAX:(510) 661-0888

*This report shall not be reproduced except in full, without the written approval of UL Verification Services Inc.*

**2TX Antenna 6 + Antenna 5 CDD MODE (FCC)**

| | |
|---|---|
| **Test Engineer:** | 26118 |
| **Test Date:** | 04/21/2022 |

**Bandwidth, Antenna Gain, and Limits**

| Channel | Frequency (MHz) | Min 26 dB BW (MHz) | Directional Gain for Power (dBi) | Directional Gain for PSD (dBi) | Power Limit (dBm) | PSD Limit (dBm/1MHz) |
|---|---|---|---|---|---|---|
| Mid | 5290 | 81.24 | -2.17 | 0.54 | 24.00 | 11.00 |

| | | |
|---|---|---|
| **Duty Cycle CF (dB)** | 0.40 | **Included in Calculations of Corr'd PSD** |

**Output Power Results**

| Channel | Frequency (MHz) | Antenna 6 Meas Power (dBm) | Antenna 5 Meas Power (dBm) | Total Corr'd Power (dBm) | Power Limit (dBm) | Power Margin (dB) |
|---|---|---|---|---|---|---|
| Mid | 5290 | 16.44 | 16.23 | 19.35 | 24.00 | -4.65 |

**PSD Results**

| Channel | Frequency (MHz) | Antenna 6 Meas PSD (dBm/1MHz) | Antenna 5 Meas PSD (dBm/1MHz) | Total Corr'd PSD (dBm/1MHz) | PSD Limit (dBm/1MHz) | PSD Margin (dB) |
|---|---|---|---|---|---|---|
| Mid | 5290 | 0.698 | 0.556 | 4.038 | 11.00 | -6.962 |

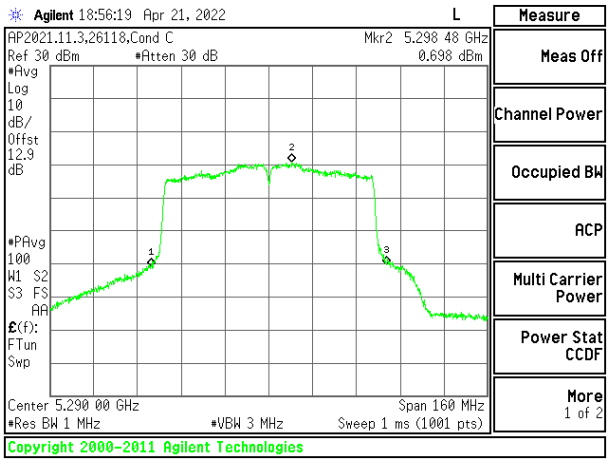


**MID CHANNEL [ANT 6]**

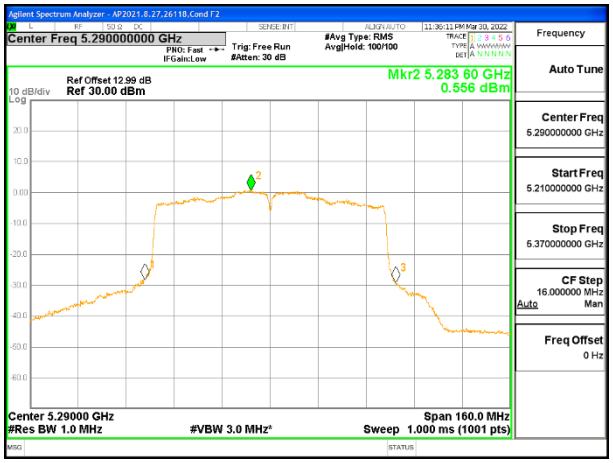


**MID CHANNEL [ANT 5]**



UL VERIFICATION SERVICES INC.
47173 Benicia Street, Fremont, CA 94538; USA TEL:(510) 319-4000 FAX:(510) 661-0888

*This report shall not be reproduced except in full, without the written approval of UL Verification Services Inc.*

## 9.4.10. 802.11ax HE20 MODE IN THE 5.3 GHz BAND

**1TX Antenna 6 MODE (FCC) – 26 Tones, RU Index 0**

| | |
|---|---|
| **Test Engineer:** | 28161 |
| **Test Date:** | 07/01/22 |

**Bandwidth, Antenna Gain, and Limits**

| Channel | Frequency (MHz) | Min 26 dB BW (MHz) | Directional Gain (dBi) | Power Limit (dBm) | PSD Limit (dBm/1MHz) |
|---|---|---|---|---|---|
| Low | 5260 | 20.19 | -5.20 | 24.00 | 11.00 |
| Mid | 5300 | 20.16 | -5.20 | 24.00 | 11.00 |
| High | 5320 | 19.94 | -5.20 | 24.00 | 11.00 |

| | | |
|---|---|---|
| **Duty Cycle CF (dB)** | 0.00 | **Included in Calculations of Corr'd PSD** |

**Output Power Results**

| Channel | Frequency (MHz) | Antenna 6 Meas Power (dBm) | Total Corr'd Power (dBm) | Power Limit (dBm) | Power Margin (dB) |
|---|---|---|---|---|---|
| Low | 5260 | 11.73 | 11.73 | 24.00 | -12.27 |
| Mid | 5300 | 11.62 | 11.62 | 24.00 | -12.38 |
| High | 5320 | 11.65 | 11.65 | 24.00 | -12.35 |

**PSD Results**

| Channel | Frequency (MHz) | Antenna 6 Meas PSD (dBm/1MHz) | Total Corr'd PSD (dBm/1MHz) | PSD Limit (dBm/1MHz) | PSD Margin (dB) |
|---|---|---|---|---|---|
| Low | 5260 | 10.096 | 10.096 | 11.00 | -0.904 |
| Mid | 5300 | 9.768 | 9.768 | 11.00 | -1.232 |
| High | 5320 | 9.613 | 9.613 | 11.00 | -1.387 |

**MID CHANNEL**



UL VERIFICATION SERVICES INC.
47173 Benicia Street, Fremont, CA 94538; USA TEL:(510) 319-4000 FAX:(510) 661-0888

*This report shall not be reproduced except in full, without the written approval of UL Verification Services Inc.*

**1TX Antenna 6 MODE (FCC) – 26 Tones, RU Index 4**

| | |
|---|---|
| **Test Engineer:** | 28161 |
| **Test Date:** | 07/01/22 |

**Bandwidth, Antenna Gain, and Limits**

| Channel | Frequency (MHz) | Min 26 dB BW (MHz) | Directional Gain (dBi) | Power Limit (dBm) | PSD Limit (dBm/1MHz) |
|---|---|---|---|---|---|
| Low | 5260 | 19.13 | -5.20 | 23.82 | 11.00 |
| Mid | 5300 | 19.28 | -5.20 | 23.85 | 11.00 |
| High | 5320 | 19.22 | -5.20 | 23.84 | 11.00 |

| | | |
|---|---|---|
| **Duty Cycle CF (dB)** | 0.00 | **Included in Calculations of Corr'd PSD** |

**Output Power Results**

| Channel | Frequency (MHz) | Antenna 6 Meas Power (dBm) | Total Corr'd Power (dBm) | Power Limit (dBm) | Power Margin (dB) |
|---|---|---|---|---|---|
| Low | 5260 | 11.63 | 11.63 | 23.82 | -12.19 |
| Mid | 5300 | 11.74 | 11.74 | 23.85 | -12.11 |
| High | 5320 | 11.69 | 11.69 | 23.84 | -12.15 |

**PSD Results**

| Channel | Frequency (MHz) | Antenna 6 Meas PSD (dBm/1MHz) | Total Corr'd PSD (dBm/1MHz) | PSD Limit (dBm/1MHz) | PSD Margin (dB) |
|---|---|---|---|---|---|
| Low | 5260 | 9.078 | 9.078 | 11.00 | -1.922 |
| Mid | 5300 | 8.789 | 8.789 | 11.00 | -2.211 |
| High | 5320 | 8.622 | 8.622 | 11.00 | -2.378 |

**MID CHANNEL**



UL VERIFICATION SERVICES INC.
47173 Benicia Street, Fremont, CA 94538; USA TEL:(510) 319-4000 FAX:(510) 661-0888

*This report shall not be reproduced except in full, without the written approval of UL Verification Services Inc.*

**1TX Antenna 6 MODE (FCC) – 26 Tones, RU Index 8**

| | |
|---|---|
| **Test Engineer:** | 28161 |
| **Test Date:** | 07/01/22 |

**Bandwidth, Antenna Gain, and Limits**

| Channel | Frequency (MHz) | Min 26 dB BW (MHz) | Directional Gain (dBi) | Power Limit (dBm) | PSD Limit (dBm/1MHz) |
|---|---|---|---|---|---|
| Low | 5260 | 20.59 | -5.20 | 24.00 | 11.00 |
| Mid | 5300 | 20.59 | -5.20 | 24.00 | 11.00 |
| High | 5320 | 20.60 | -5.20 | 24.00 | 11.00 |
| **Duty Cycle CF (dB)** | | 0.00 | **Included in Calculations of Corr'd PSD** | | |

**Output Power Results**

| Channel | Frequency (MHz) | Antenna 6 Meas Power (dBm) | Total Corr'd Power (dBm) | Power Limit (dBm) | Power Margin (dB) |
|---|---|---|---|---|---|
| Low | 5260 | 11.64 | 11.64 | 24.00 | -12.36 |
| Mid | 5300 | 11.61 | 11.61 | 24.00 | -12.39 |
| High | 5320 | 11.68 | 11.68 | 24.00 | -12.32 |

**PSD Results**

| Channel | Frequency (MHz) | Antenna 6 Meas PSD (dBm/1MHz) | Total Corr'd PSD (dBm/1MHz) | PSD Limit (dBm/1MHz) | PSD Margin (dB) |
|---|---|---|---|---|---|
| Low | 5260 | 9.784 | 9.784 | 11.00 | -1.216 |
| Mid | 5300 | 9.893 | 9.893 | 11.00 | -1.107 |
| High | 5320 | 9.834 | 9.834 | 11.00 | -1.166 |

**MID CHANNEL**



UL VERIFICATION SERVICES INC.
47173 Benicia Street, Fremont, CA 94538; USA TEL:(510) 319-4000 FAX:(510) 661-0888

*This report shall not be reproduced except in full, without the written approval of UL Verification Services Inc.*

**1TX Antenna 6 MODE (FCC) – SU Mode**

| | |
|---|---|
| **Test Engineer:** | 26118 |
| **Test Date:** | 04/12/2022 |

**Bandwidth, Antenna Gain, and Limits**

| Channel | Frequency (MHz) | Min 26 dB BW (MHz) | Directional Gain (dBi) | Power Limit (dBm) | PSD Limit (dBm/1MHz) |
|---|---|---|---|---|---|
| Low | 5260 | 20.62 | -5.20 | 24.00 | 11.00 |
| Mid | 5300 | 21.25 | -5.20 | 24.00 | 11.00 |
| High | 5320 | 21.92 | -5.20 | 24.00 | 11.00 |

| | | |
|---|---|---|
| **Duty Cycle CF (dB)** | 0.00 | **Included in Calculations of Corr'd PSD** |

**Output Power Results**

| Channel | Frequency (MHz) | Antenna 6 Meas Power (dBm) | Total Corr'd Power (dBm) | Power Limit (dBm) | Power Margin (dB) |
|---|---|---|---|---|---|
| Low | 5260 | 19.14 | 19.14 | 24.00 | -4.86 |
| Mid | 5300 | 19.23 | 19.23 | 24.00 | -4.77 |
| High | 5320 | 17.63 | 17.63 | 24.00 | -6.37 |

**PSD Results**

| Channel | Frequency (MHz) | Antenna 6 Meas PSD (dBm/1MHz) | Total Corr'd PSD (dBm/1MHz) | PSD Limit (dBm/1MHz) | PSD Margin (dB) |
|---|---|---|---|---|---|
| Low | 5260 | 9.268 | 9.268 | 11.00 | -1.732 |
| Mid | 5300 | 9.288 | 9.288 | 11.00 | -1.712 |
| High | 5320 | 7.778 | 7.778 | 11.00 | -3.222 |

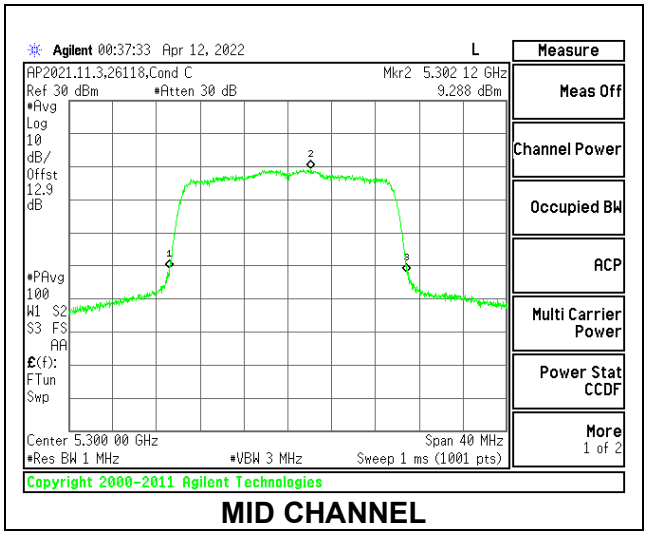


**MID CHANNEL**



UL VERIFICATION SERVICES INC.
47173 Benicia Street, Fremont, CA 94538; USA TEL:(510) 319-4000 FAX:(510) 661-0888

*This report shall not be reproduced except in full, without the written approval of UL Verification Services Inc.*

**1TX Antenna 5 MODE (FCC) – 26 Tones, RU Index 0**

| | |
|---|---|
| **Test Engineer:** | 28161 |
| **Test Date:** | 07/02/22 |

**Bandwidth, Antenna Gain, and Limits**

| Channel | Frequency (MHz) | Min 26 dB BW (MHz) | Directional Gain (dBi) | Power Limit (dBm) | PSD Limit (dBm/1MHz) |
|---|---|---|---|---|---|
| Low | 5260 | 19.98 | -0.40 | 24.00 | 11.00 |
| Mid | 5300 | 19.71 | -0.40 | 23.95 | 11.00 |
| High | 5320 | 19.95 | -0.40 | 24.00 | 11.00 |

| | | |
|---|---|---|
| **Duty Cycle CF (dB)** | 0.00 | **Included in Calculations of Corr'd PSD** |

**Output Power Results**

| Channel | Frequency (MHz) | Antenna 5 Meas Power (dBm) | Total Corr'd Power (dBm) | Power Limit (dBm) | Power Margin (dB) |
|---|---|---|---|---|---|
| Low | 5260 | 11.62 | 11.62 | 24.00 | -12.38 |
| Mid | 5300 | 11.71 | 11.71 | 23.95 | -12.24 |
| High | 5320 | 11.75 | 11.75 | 24.00 | -12.25 |

**PSD Results**

| Channel | Frequency (MHz) | Antenna 5 Meas PSD (dBm/1MHz) | Total Corr'd PSD (dBm/1MHz) | PSD Limit (dBm/1MHz) | PSD Margin (dB) |
|---|---|---|---|---|---|
| Low | 5260 | 9.87 | 9.865 | 11.00 | -1.135 |
| Mid | 5300 | 10.042 | 10.042 | 11.00 | -0.958 |
| High | 5320 | 9.84 | 9.840 | 11.00 | -1.160 |

**MID CHANNEL**



UL VERIFICATION SERVICES INC.
47173 Benicia Street, Fremont, CA 94538; USA TEL:(510) 319-4000 FAX:(510) 661-0888

*This report shall not be reproduced except in full, without the written approval of UL Verification Services Inc.*

**1TX Antenna 5 MODE (FCC) – 26 Tones, RU Index 4**

| | |
|---|---|
| **Test Engineer:** | 28161 |
| **Test Date:** | 07/02/22 |

**Bandwidth, Antenna Gain, and Limits**

| Channel | Frequency (MHz) | Min 26 dB BW (MHz) | Directional Gain (dBi) | Power Limit (dBm) | PSD Limit (dBm/1MHz) |
|---|---|---|---|---|---|
| Low | 5260 | 19.13 | -0.40 | 23.82 | 11.00 |
| Mid | 5300 | 19.15 | -0.40 | 23.82 | 11.00 |
| High | 5320 | 19.11 | -0.40 | 23.81 | 11.00 |

| | | |
|---|---|---|
| **Duty Cycle CF (dB)** | 0.00 | **Included in Calculations of Corr'd PSD** |

**Output Power Results**

| Channel | Frequency (MHz) | Antenna 5 Meas Power (dBm) | Total Corr'd Power (dBm) | Power Limit (dBm) | Power Margin (dB) |
|---|---|---|---|---|---|
| Low | 5260 | 11.71 | 11.71 | 23.82 | -12.11 |
| Mid | 5300 | 11.66 | 11.66 | 23.82 | -12.16 |
| High | 5320 | 11.75 | 11.75 | 23.81 | -12.06 |

**PSD Results**

| Channel | Frequency (MHz) | Antenna 5 Meas PSD (dBm/1MHz) | Total Corr'd PSD (dBm/1MHz) | PSD Limit (dBm/1MHz) | PSD Margin (dB) |
|---|---|---|---|---|---|
| Low | 5260 | 9.356 | 9.356 | 11.00 | -1.644 |
| Mid | 5300 | 8.776 | 8.776 | 11.00 | -2.224 |
| High | 5320 | 8.750 | 8.750 | 11.00 | -2.250 |

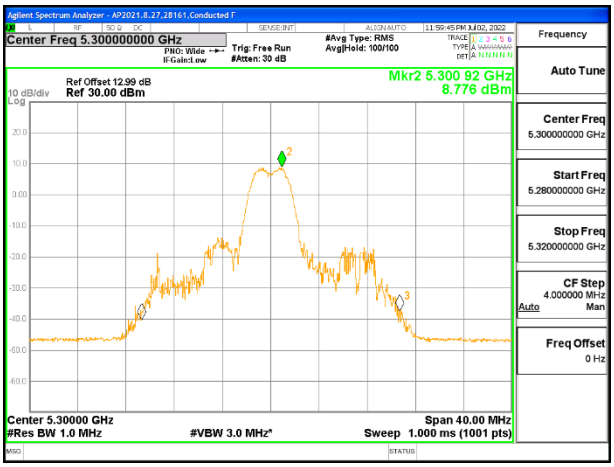


**MID CHANNEL**



UL VERIFICATION SERVICES INC.
47173 Benicia Street, Fremont, CA 94538; USA TEL:(510) 319-4000 FAX:(510) 661-0888

*This report shall not be reproduced except in full, without the written approval of UL Verification Services Inc.*

**1TX Antenna 5 MODE (FCC) – 26 Tones, RU Index 8**

| | |
|---|---|
| **Test Engineer:** | 28161 |
| **Test Date:** | 07/03/22 |

**Bandwidth, Antenna Gain, and Limits**

| Channel | Frequency (MHz) | Min 26 dB BW (MHz) | Directional Gain (dBi) | Power Limit (dBm) | PSD Limit (dBm/1MHz) |
|---|---|---|---|---|---|
| Low | 5260 | 20.74 | -0.40 | 24.00 | 11.00 |
| Mid | 5300 | 20.57 | -0.40 | 24.00 | 11.00 |
| High | 5320 | 20.52 | -0.40 | 24.00 | 11.00 |

| | | |
|---|---|---|
| **Duty Cycle CF (dB)** | 0.00 | **Included in Calculations of Corr'd PSD** |

**Output Power Results**

| Channel | Frequency (MHz) | Antenna 5 Meas Power (dBm) | Total Corr'd Power (dBm) | Power Limit (dBm) | Power Margin (dB) |
|---|---|---|---|---|---|
| Low | 5260 | 11.71 | 11.71 | 24.00 | -12.29 |
| Mid | 5300 | 11.69 | 11.69 | 24.00 | -12.31 |
| High | 5320 | 11.75 | 11.75 | 24.00 | -12.25 |

**PSD Results**

| Channel | Frequency (MHz) | Antenna 5 Meas PSD (dBm/1MHz) | Total Corr'd PSD (dBm/1MHz) | PSD Limit (dBm/1MHz) | PSD Margin (dB) |
|---|---|---|---|---|---|
| Low | 5260 | 9.870 | 9.870 | 11.00 | -1.130 |
| Mid | 5300 | 9.913 | 9.913 | 11.00 | -1.087 |
| High | 5320 | 9.875 | 9.875 | 11.00 | -1.125 |

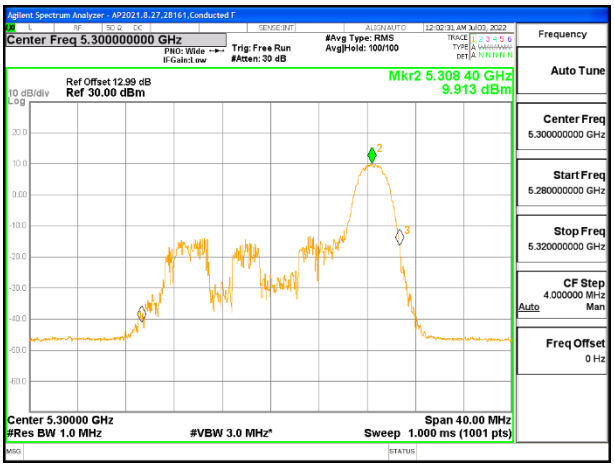


**MID CHANNEL**



UL VERIFICATION SERVICES INC.
47173 Benicia Street, Fremont, CA 94538; USA TEL:(510) 319-4000 FAX:(510) 661-0888

*This report shall not be reproduced except in full, without the written approval of UL Verification Services Inc.*

**1TX Antenna 5 MODE (FCC) – SU Mode**

| | |
|---|---|
| **Test Engineer:** | 26118 |
| **Test Date:** | 03/29/2022 |

**Bandwidth, Antenna Gain, and Limits**

| Channel | Frequency (MHz) | Min 26 dB BW (MHz) | Directional Gain (dBi) | Power Limit (dBm) | PSD Limit (dBm/1MHz) |
|---|---|---|---|---|---|
| Low | 5260 | 20.66 | -0.40 | 24.00 | 11.00 |
| Mid | 5300 | 20.81 | -0.40 | 24.00 | 11.00 |
| High | 5320 | 21.98 | -0.40 | 24.00 | 11.00 |

| | | |
|---|---|---|
| **Duty Cycle CF (dB)** | 0.00 | **Included in Calculations of Corr'd PSD** |

**Output Power Results**

| Channel | Frequency (MHz) | Antenna 5 Meas Power (dBm) | Total Corr'd Power (dBm) | Power Limit (dBm) | Power Margin (dB) |
|---|---|---|---|---|---|
| Low | 5260 | 19.23 | 19.23 | 24.00 | -4.77 |
| Mid | 5300 | 19.45 | 19.45 | 24.00 | -4.55 |
| High | 5320 | 17.75 | 17.75 | 24.00 | -6.25 |

**PSD Results**

| Channel | Frequency (MHz) | Antenna 5 Meas PSD (dBm/1MHz) | Total Corr'd PSD (dBm/1MHz) | PSD Limit (dBm/1MHz) | PSD Margin (dB) |
|---|---|---|---|---|---|
| Low | 5260 | 9.278 | 9.278 | 11.00 | -1.722 |
| Mid | 5300 | 9.160 | 9.160 | 11.00 | -1.840 |
| High | 5320 | 7.781 | 7.781 | 11.00 | -3.219 |

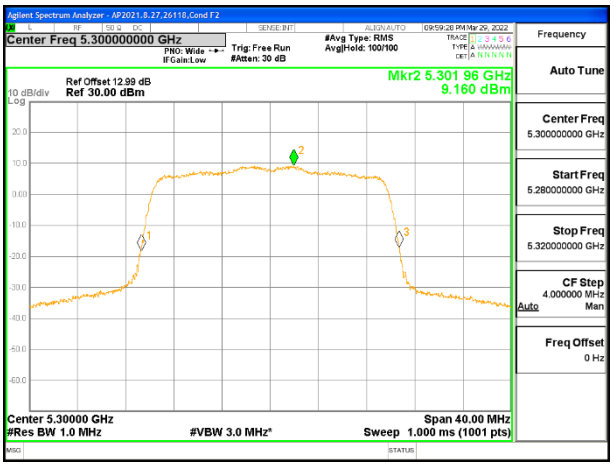


**MID CHANNEL**



UL VERIFICATION SERVICES INC.
47173 Benicia Street, Fremont, CA 94538; USA TEL:(510) 319-4000 FAX:(510) 661-0888

*This report shall not be reproduced except in full, without the written approval of UL Verification Services Inc.*

**2TX Antenna 6 + Antenna 5 OFDMA MODE (FCC) – 26 Tones, RU Index 0**

| | |
|---|---|
| **Test Engineer:** | 26118 |
| **Test Date:** | 04/22/2022, 04/01/2022 |

**Bandwidth, Antenna Gain, and Limits**

| Channel | Frequency (MHz) | Min 26 dB BW (MHz) | Directional Gain for Power (dBi) | Directional Gain for PSD (dBi) | Power Limit (dBm) | PSD Limit (dBm/1MHz) |
|---|---|---|---|---|---|---|
| Low | 5260 | 19.71 | -2.17 | 0.54 | 23.95 | 11.00 |
| Mid | 5300 | 19.67 | -2.17 | 0.54 | 23.94 | 11.00 |
| High | 5320 | 19.62 | -2.17 | 0.54 | 23.93 | 11.00 |

| | | |
|---|---|---|
| **Duty Cycle CF (dB)** | 0.00 | **Included in Calculations of Corr'd PSD** |

**Output Power Results**

| Channel | Frequency (MHz) | Antenna 6 Meas Power (dBm) | Antenna 5 Meas Power (dBm) | Total Corr'd Power (dBm) | Power Limit (dBm) | Power Margin (dB) |
|---|---|---|---|---|---|---|
| Low | 5260 | 8.72 | 8.65 | 11.70 | 23.95 | -12.25 |
| Mid | 5300 | 8.61 | 8.70 | 11.67 | 23.94 | -12.27 |
| High | 5320 | 8.65 | 8.73 | 11.70 | 23.93 | -12.23 |

**PSD Results**

| Channel | Frequency (MHz) | Antenna 6 Meas PSD (dBm/1MHz) | Antenna 5 Meas PSD (dBm/1MHz) | Total Corr'd PSD (dBm/1MHz) | PSD Limit (dBm/1MHz) | PSD Margin (dB) |
|---|---|---|---|---|---|---|
| Low | 5260 | 6.929 | 6.613 | 9.784 | 11.00 | -1.216 |
| Mid | 5300 | 6.451 | 6.741 | 9.609 | 11.00 | -1.391 |
| High | 5320 | 6.474 | 6.702 | 9.600 | 11.00 | -1.400 |

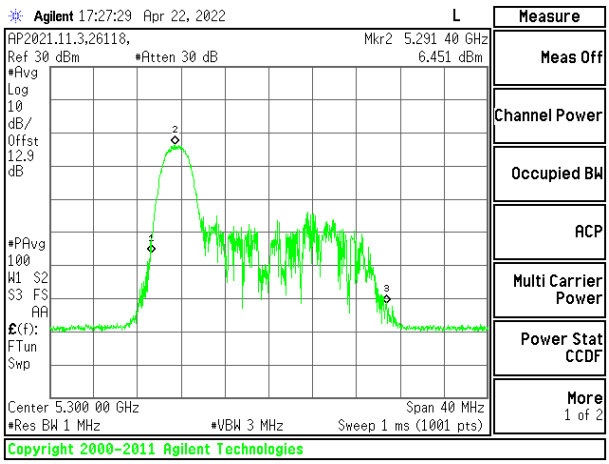


**MID CHANNEL [ANT 6]**

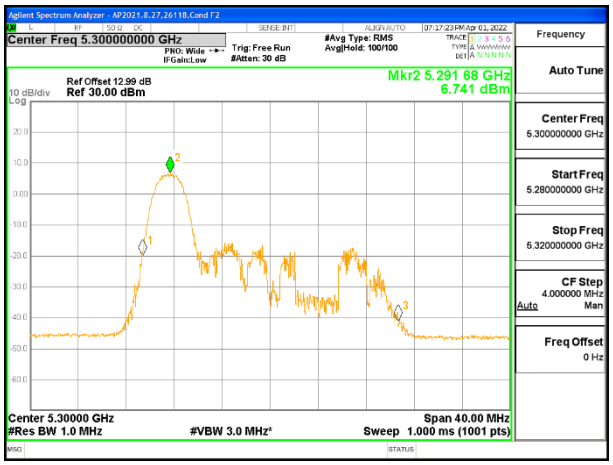


**MID CHANNEL [ANT 5]**



UL VERIFICATION SERVICES INC.
47173 Benicia Street, Fremont, CA 94538; USA TEL:(510) 319-4000 FAX:(510) 661-0888

*This report shall not be reproduced except in full, without the written approval of UL Verification Services Inc.*

**2TX Antenna 6 + Antenna 5 OFDMA MODE (FCC) – 26 Tones, RU Index 4**

| | |
|---|---|
| **Test Engineer:** | 26118 |
| **Test Date:** | 04/22/2022,04/01/22/2022 |

**Bandwidth, Antenna Gain, and Limits**

| Channel | Frequency (MHz) | Min 26 dB BW (MHz) | Directional Gain for Power (dBi) | Directional Gain for PSD (dBi) | Power Limit (dBm) | PSD Limit (dBm/1MHz) |
|---|---|---|---|---|---|---|
| Low | 5260 | 18.22 | -2.17 | 0.54 | 23.61 | 11.00 |
| Mid | 5300 | 18.27 | -2.17 | 0.54 | 23.62 | 11.00 |
| High | 5320 | 18.35 | -2.17 | 0.54 | 23.64 | 11.00 |

| | | |
|---|---|---|
| **Duty Cycle CF (dB)** | 0.00 | **Included in Calculations of Corr'd PSD** |

**Output Power Results**

| Channel | Frequency (MHz) | Antenna 6 Meas Power (dBm) | Antenna 5 Meas Power (dBm) | Total Corr'd Power (dBm) | Power Limit (dBm) | Power Margin (dB) |
|---|---|---|---|---|---|---|
| Low | 5260 | 8.69 | 8.75 | 11.73 | 23.61 | -11.88 |
| Mid | 5300 | 8.72 | 8.61 | 11.68 | 23.62 | -11.94 |
| High | 5320 | 8.65 | 8.72 | 11.70 | 23.64 | -11.94 |

**PSD Results**

| Channel | Frequency (MHz) | Antenna 6 Meas PSD (dBm/1MHz) | Antenna 5 Meas PSD (dBm/1MHz) | Total Corr'd PSD (dBm/1MHz) | PSD Limit (dBm/1MHz) | PSD Margin (dB) |
|---|---|---|---|---|---|---|
| Low | 5260 | 5.468 | 5.488 | 8.488 | 11.00 | -2.512 |
| Mid | 5300 | 6.423 | 6.174 | 9.311 | 11.00 | -1.689 |
| High | 5320 | 5.629 | 5.703 | 8.676 | 11.00 | -2.324 |

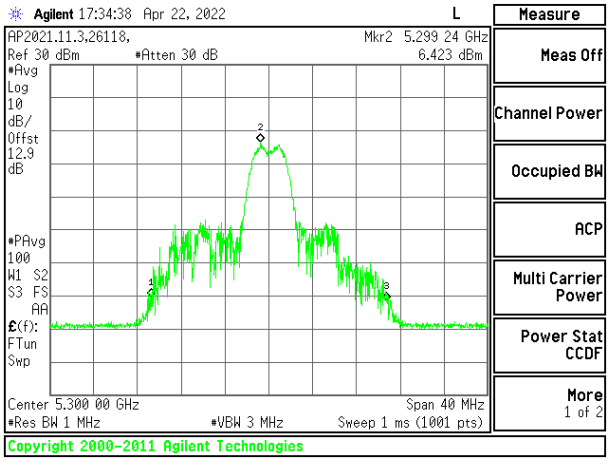


**MID CHANNEL [ANT 6]**

**MID CHANNEL [ANT 5]**



UL VERIFICATION SERVICES INC.
47173 Benicia Street, Fremont, CA 94538; USA TEL:(510) 319-4000 FAX:(510) 661-0888

*This report shall not be reproduced except in full, without the written approval of UL Verification Services Inc.*

**2TX Antenna 6 + Antenna 5 OFDMA MODE (FCC) – 26 Tones, RU Index 8**

| | |
|---|---|
| **Test Engineer:** | 26118 |
| **Test Date:** | 04/22/2022,04/01/22/2022 |

**Bandwidth, Antenna Gain, and Limits**

| Channel | Frequency (MHz) | Min 26 dB BW (MHz) | Directional Gain for Power (dBi) | Directional Gain for PSD (dBi) | Power Limit (dBm) | PSD Limit (dBm/1MHz) |
|---|---|---|---|---|---|---|
| Low | 5260 | 19.52 | -2.17 | 0.54 | 23.90 | 11.00 |
| Mid | 5300 | 19.83 | -2.17 | 0.54 | 23.97 | 11.00 |
| High | 5320 | 19.73 | -2.17 | 0.54 | 23.95 | 11.00 |

| | | |
|---|---|---|
| **Duty Cycle CF (dB)** | 0.00 | **Included in Calculations of Corr'd PSD** |

**Output Power Results**

| Channel | Frequency (MHz) | Antenna 6 Meas Power (dBm) | Antenna 5 Meas Power (dBm) | Total Corr'd Power (dBm) | Power Limit (dBm) | Power Margin (dB) |
|---|---|---|---|---|---|---|
| Low | 5260 | 8.65 | 8.74 | 11.71 | 23.90 | -12.20 |
| Mid | 5300 | 8.73 | 8.65 | 11.70 | 23.97 | -12.27 |
| High | 5320 | 8.64 | 8.72 | 11.69 | 23.95 | -12.26 |

**PSD Results**

| Channel | Frequency (MHz) | Antenna 6 Meas PSD (dBm/1MHz) | Antenna 5 Meas PSD (dBm/1MHz) | Total Corr'd PSD (dBm/1MHz) | PSD Limit (dBm/1MHz) | PSD Margin (dB) |
|---|---|---|---|---|---|---|
| Low | 5260 | 6.899 | 6.950 | 9.935 | 11.00 | -1.065 |
| Mid | 5300 | 6.623 | 6.454 | 9.550 | 11.00 | -1.450 |
| High | 5320 | 6.545 | 6.920 | 9.747 | 11.00 | -1.253 |

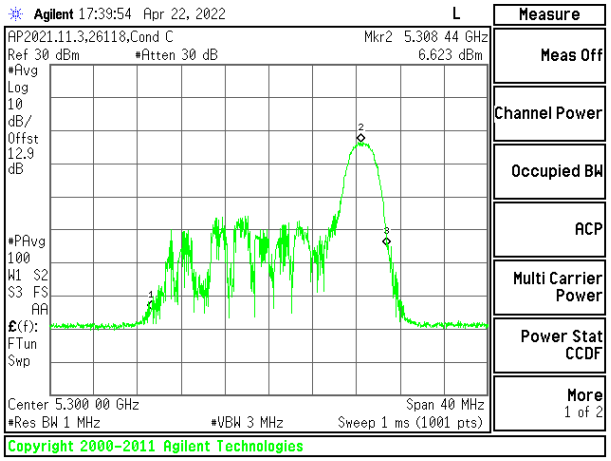


**MID CHANNEL [ANT 6]**

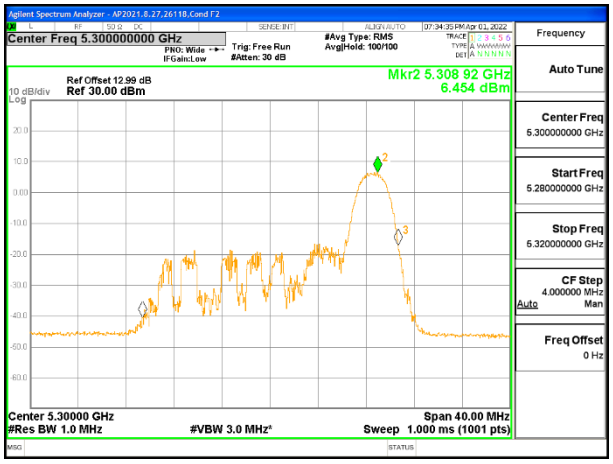


**MID CHANNEL [ANT 5]**



UL VERIFICATION SERVICES INC.
47173 Benicia Street, Fremont, CA 94538; USA TEL:(510) 319-4000 FAX:(510) 661-0888

*This report shall not be reproduced except in full, without the written approval of UL Verification Services Inc.*

**2TX Antenna 6 + Antenna 5 OFDMA MODE (FCC) – SU Mode**

| | |
|---|---|
| **Test Engineer:** | 26118 |
| **Test Date:** | 04/21/2022,03/31/2022 |

**Bandwidth, Antenna Gain, and Limits**

| Channel | Frequency (MHz) | Min 26 dB BW (MHz) | Directional Gain for Power (dBi) | Directional Gain for PSD (dBi) | Power Limit (dBm) | PSD Limit (dBm/1MHz) |
|---|---|---|---|---|---|---|
| Low | 5260 | 20.70 | -2.17 | 0.54 | 24.00 | 11.00 |
| Mid | 5300 | 20.91 | -2.17 | 0.54 | 24.00 | 11.00 |
| High | 5320 | 21.05 | -2.17 | 0.54 | 24.00 | 11.00 |

| | | |
|---|---|---|
| **Duty Cycle CF (dB)** | 0.00 | **Included in Calculations of Corr'd PSD** |

**Output Power Results**

| Channel | Frequency (MHz) | Antenna 6 Meas Power (dBm) | Antenna 5 Meas Power (dBm) | Total Corr'd Power (dBm) | Power Limit (dBm) | Power Margin (dB) |
|---|---|---|---|---|---|---|
| Low | 5260 | 16.16 | 16.24 | 19.21 | 24.00 | -4.79 |
| Mid | 5300 | 16.18 | 16.25 | 19.23 | 24.00 | -4.77 |
| High | 5320 | 16.21 | 16.13 | 19.18 | 24.00 | -4.82 |

**PSD Results**

| Channel | Frequency (MHz) | Antenna 6 Meas PSD (dBm/1MHz) | Antenna 5 Meas PSD (dBm/1MHz) | Total Corr'd PSD (dBm/1MHz) | PSD Limit (dBm/1MHz) | PSD Margin (dB) |
|---|---|---|---|---|---|---|
| Low | 5260 | 6.084 | 6.358 | 9.233 | 11.00 | -1.767 |
| Mid | 5300 | 6.465 | 6.686 | 9.587 | 11.00 | -1.413 |
| High | 5320 | 6.429 | 6.091 | 9.274 | 11.00 | -1.726 |

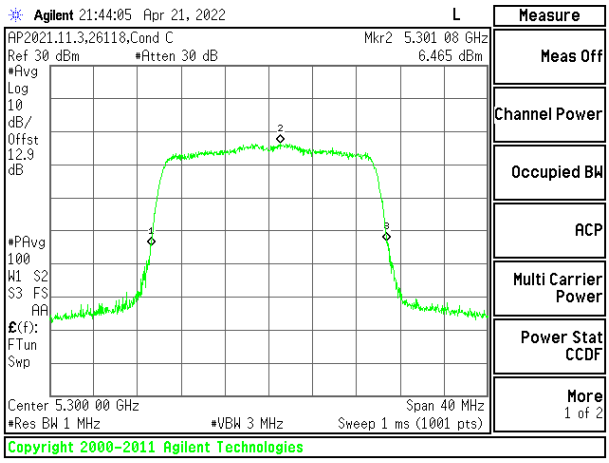


**MID CHANNEL [ANT 6]**

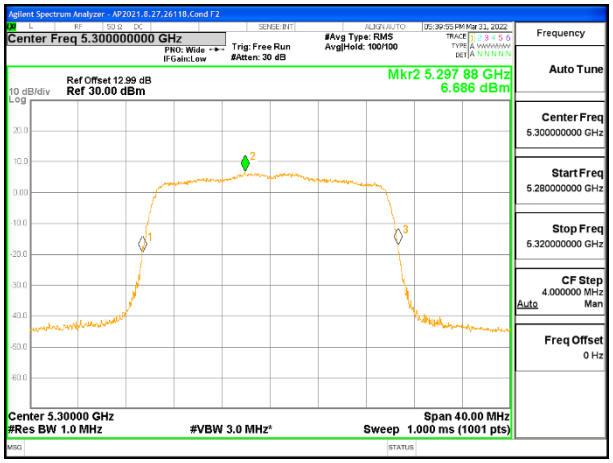


**MID CHANNEL [ANT 5]**



UL VERIFICATION SERVICES INC.
47173 Benicia Street, Fremont, CA 94538; USA TEL:(510) 319-4000 FAX:(510) 661-0888

*This report shall not be reproduced except in full, without the written approval of UL Verification Services Inc.*

## 9.4.11. 802.11ax HE40 MODE IN THE 5.3 GHz BAND

**1TX Antenna 6 MODE (FCC) – 26 Tones, RU Index 0**

| | |
|---|---|
| **Test Engineer:** | 28161 |
| **Test Date:** | 07/02/22 |

**Bandwidth, Antenna Gain, and Limits**

| Channel | Frequency (MHz) | Min 26 dB BW (MHz) | Directional Gain (dBi) | Power Limit (dBm) | PSD Limit (dBm/1MHz) |
|---|---|---|---|---|---|
| Low | 5270 | 21.11 | -5.20 | 24.00 | 11.00 |
| High | 5310 | 20.47 | -5.20 | 24.00 | 11.00 |

| | | |
|---|---|---|
| **Duty Cycle CF (dB)** | 0.00 | **Included in Calculations of Corr'd PSD** |

**Output Power Results**

| Channel | Frequency (MHz) | Antenna 6 Meas Power (dBm) | Total Corr'd Power (dBm) | Power Limit (dBm) | Power Margin (dB) |
|---|---|---|---|---|---|
| Low | 5270 | 10.66 | 10.66 | 24.00 | -13.34 |
| High | 5310 | 10.62 | 10.62 | 24.00 | -13.38 |

**PSD Results**

| Channel | Frequency (MHz) | Antenna 6 Meas PSD (dBm/1MHz) | Total Corr'd PSD (dBm/1MHz) | PSD Limit (dBm/1MHz) | PSD Margin (dB) |
|---|---|---|---|---|---|
| Low | 5270 | 8.879 | 8.879 | 11.00 | -2.121 |
| High | 5310 | 8.576 | 8.576 | 11.00 | -2.424 |

**LOW CHANNEL**



UL VERIFICATION SERVICES INC.
47173 Benicia Street, Fremont, CA 94538; USA TEL:(510) 319-4000 FAX:(510) 661-0888

*This report shall not be reproduced except in full, without the written approval of UL Verification Services Inc.*

**1TX Antenna 6 MODE (FCC) – 26 Tones, RU Index 8**

| | |
|---|---|
| **Test Engineer:** | 28161 |
| **Test Date:** | 07/02/2022 |

**Bandwidth, Antenna Gain, and Limits**

| Channel | Frequency (MHz) | Min 26 dB BW (MHz) | Directional Gain (dBi) | Power Limit (dBm) | PSD Limit (dBm/1MHz) |
|---|---|---|---|---|---|
| Low | 5270 | 23.88 | -5.20 | 24.00 | 11.00 |
| High | 5310 | 23.84 | -5.20 | 24.00 | 11.00 |

| | | |
|---|---|---|
| **Duty Cycle CF (dB)** | 0.00 | **Included in Calculations of Corr'd PSD** |

**Output Power Results**

| Channel | Frequency (MHz) | Antenna 6 Meas Power (dBm) | Total Corr'd Power (dBm) | Power Limit (dBm) | Power Margin (dB) |
|---|---|---|---|---|---|
| Low | 5270 | 10.65 | 10.65 | 24.00 | -13.35 |
| High | 5310 | 10.60 | 10.60 | 24.00 | -13.40 |

**PSD Results**

| Channel | Frequency (MHz) | Antenna 6 Meas PSD (dBm/1MHz) | Total Corr'd PSD (dBm/1MHz) | PSD Limit (dBm/1MHz) | PSD Margin (dB) |
|---|---|---|---|---|---|
| Low | 5270 | 8.788 | 8.788 | 11.00 | -2.212 |
| High | 5310 | 8.463 | 8.463 | 11.00 | -2.537 |

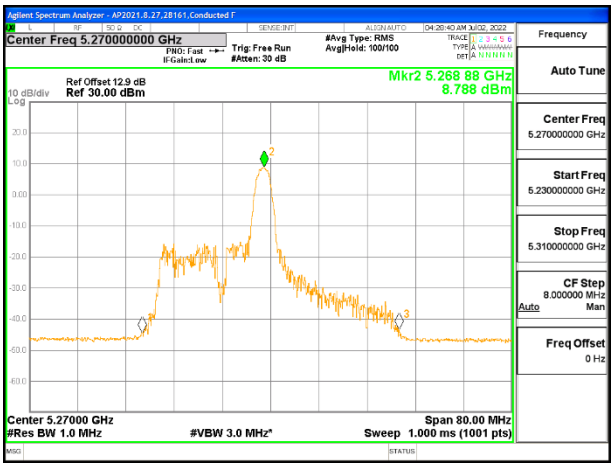


**LOW CHANNEL**



UL VERIFICATION SERVICES INC.
47173 Benicia Street, Fremont, CA 94538; USA TEL:(510) 319-4000 FAX:(510) 661-0888

*This report shall not be reproduced except in full, without the written approval of UL Verification Services Inc.*

**1TX Antenna 6 MODE (FCC) – 26 Tones, RU Index 17**

| | |
|---|---|
| **Test Engineer:** | 28161 |
| **Test Date:** | 07/03/2022 |

**Bandwidth, Antenna Gain, and Limits**

| Channel | Frequency (MHz) | Min 26 dB BW (MHz) | Directional Gain (dBi) | Power Limit (dBm) | PSD Limit (dBm/1MHz) |
|---|---|---|---|---|---|
| Low | 5270 | 20.00 | -5.20 | 24.00 | 11.00 |
| High | 5310 | 21.26 | -5.20 | 24.00 | 11.00 |

| | | |
|---|---|---|
| **Duty Cycle CF (dB)** | 0.00 | **Included in Calculations of Corr'd PSD** |

**Output Power Results**

| Channel | Frequency (MHz) | Antenna 6 Meas Power (dBm) | Total Corr'd Power (dBm) | Power Limit (dBm) | Power Margin (dB) |
|---|---|---|---|---|---|
| Low | 5270 | 10.61 | 10.61 | 24.00 | -13.39 |
| High | 5310 | 10.75 | 10.75 | 24.00 | -13.25 |

**PSD Results**

| Channel | Frequency (MHz) | Antenna 6 Meas PSD (dBm/1MHz) | Total Corr'd PSD (dBm/1MHz) | PSD Limit (dBm/1MHz) | PSD Margin (dB) |
|---|---|---|---|---|---|
| Low | 5270 | 8.327 | 8.327 | 11.00 | -2.673 |
| High | 5310 | 8.574 | 8.574 | 11.00 | -2.426 |

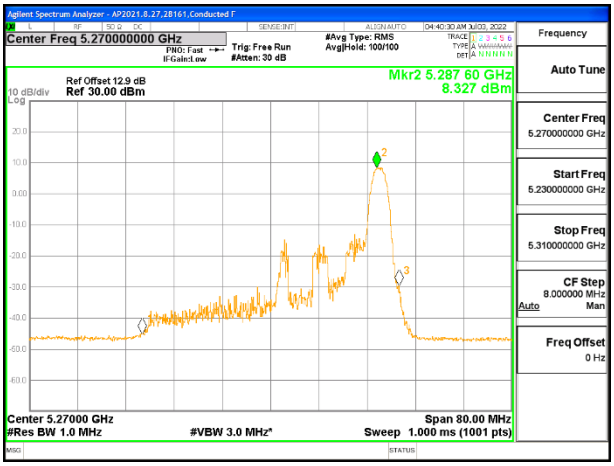


**LOW CHANNEL**



UL VERIFICATION SERVICES INC.
47173 Benicia Street, Fremont, CA 94538; USA TEL:(510) 319-4000 FAX:(510) 661-0888

*This report shall not be reproduced except in full, without the written approval of UL Verification Services Inc.*

**1TX Antenna 6 MODE (FCC) – SU Mode**

| | |
|---|---|
| **Test Engineer:** | 28493 |
| **Test Date:** | 07/06/2022 |

**Bandwidth, Antenna Gain, and Limits**

| Channel | Frequency (MHz) | Min 26 dB BW (MHz) | Directional Gain (dBi) | Power Limit (dBm) | PSD Limit (dBm/1MHz) |
|---|---|---|---|---|---|
| Low | 5270 | 41.24 | -5.20 | 24.00 | 11.00 |
| High | 5310 | 42.03 | -5.20 | 24.00 | 11.00 |

| | | |
|---|---|---|
| **Duty Cycle CF (dB)** | 0.13 | **Included in Calculations of Corr'd PSD** |

**Output Power Results**

| Channel | Frequency (MHz) | Antenna 6 Meas Power (dBm) | Total Corr'd Power (dBm) | Power Limit (dBm) | Power Margin (dB) |
|---|---|---|---|---|---|
| Low | 5270 | 20.17 | 20.17 | 24.00 | -3.83 |
| High | 5310 | 15.74 | 15.74 | 24.00 | -8.26 |

**PSD Results**

| Channel | Frequency (MHz) | Antenna 6 Meas PSD (dBm/1MHz) | Total Corr'd PSD (dBm/1MHz) | PSD Limit (dBm/1MHz) | PSD Margin (dB) |
|---|---|---|---|---|---|
| Low | 5270 | 6.273 | 6.403 | 11.00 | -4.597 |
| High | 5310 | 2.025 | 2.155 | 11.00 | -8.845 |

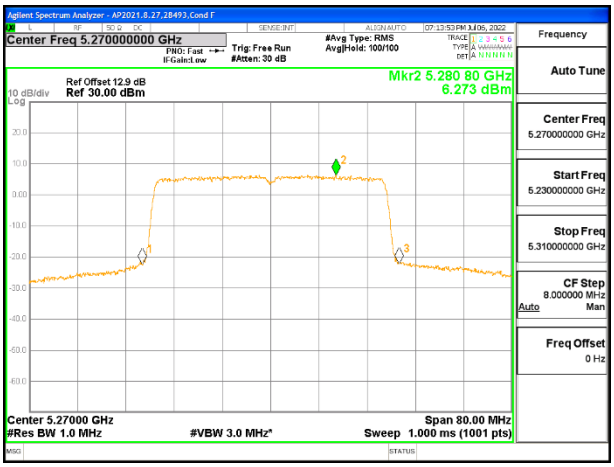


**LOW CHANNEL**



UL VERIFICATION SERVICES INC.
47173 Benicia Street, Fremont, CA 94538; USA TEL:(510) 319-4000 FAX:(510) 661-0888

*This report shall not be reproduced except in full, without the written approval of UL Verification Services Inc.*

**1TX Antenna 5 MODE (FCC) – 26 Tones, RU Index 0**

| | |
|---|---|
| **Test Engineer:** | 28161 |
| **Test Date:** | 07/03/2022 |

**Bandwidth, Antenna Gain, and Limits**

| Channel | Frequency (MHz) | Min 26 dB BW (MHz) | Directional Gain (dBi) | Power Limit (dBm) | PSD Limit (dBm/1MHz) |
|---|---|---|---|---|---|
| Low | 5270 | 20.82 | -0.40 | 24.00 | 11.00 |
| High | 5310 | 21.16 | -0.40 | 24.00 | 11.00 |

| | | |
|---|---|---|
| **Duty Cycle CF (dB)** | 0.00 | **Included in Calculations of Corr'd PSD** |

**Output Power Results**

| Channel | Frequency (MHz) | Antenna 5 Meas Power (dBm) | Total Corr'd Power (dBm) | Power Limit (dBm) | Power Margin (dB) |
|---|---|---|---|---|---|
| Low | 5270 | 10.74 | 10.74 | 24.00 | -13.26 |
| High | 5310 | 10.70 | 10.70 | 24.00 | -13.30 |

**PSD Results**

| Channel | Frequency (MHz) | Antenna 5 Meas PSD (dBm/1MHz) | Total Corr'd PSD (dBm/1MHz) | PSD Limit (dBm/1MHz) | PSD Margin (dB) |
|---|---|---|---|---|---|
| Low | 5270 | 9.052 | 9.052 | 11.00 | -1.948 |
| High | 5310 | 8.626 | 8.626 | 11.00 | -2.374 |

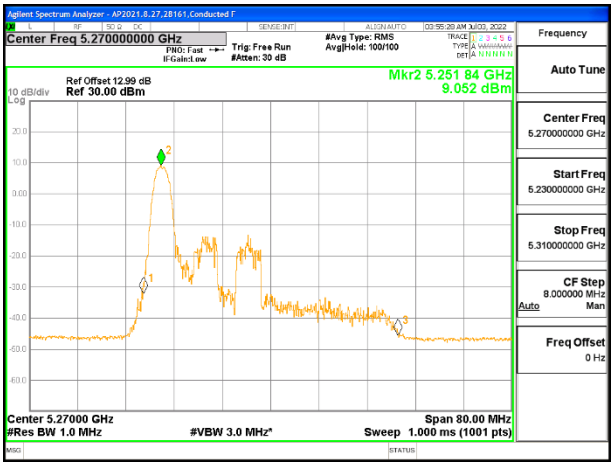


**LOW CHANNEL**



UL VERIFICATION SERVICES INC.
47173 Benicia Street, Fremont, CA 94538; USA TEL:(510) 319-4000 FAX:(510) 661-0888

*This report shall not be reproduced except in full, without the written approval of UL Verification Services Inc.*

**1TX Antenna 5 MODE (FCC) – 26 Tones, RU Index 8**

| | |
|---|---|
| **Test Engineer:** | 28161 |
| **Test Date:** | 07/03/2022 |

**Bandwidth, Antenna Gain, and Limits**

| Channel | Frequency (MHz) | Min 26 dB BW (MHz) | Directional Gain (dBi) | Power Limit (dBm) | PSD Limit (dBm/1MHz) |
|---|---|---|---|---|---|
| Low | 5270 | 23.62 | -0.40 | 24.00 | 11.00 |
| High | 5310 | 23.29 | -0.40 | 24.00 | 11.00 |

| | | |
|---|---|---|
| **Duty Cycle CF (dB)** | 0.00 | **Included in Calculations of Corr'd PSD** |

**Output Power Results**

| Channel | Frequency (MHz) | Antenna 5 Meas Power (dBm) | Total Corr'd Power (dBm) | Power Limit (dBm) | Power Margin (dB) |
|---|---|---|---|---|---|
| Low | 5270 | 10.73 | 10.73 | 24.00 | -13.27 |
| High | 5310 | 10.75 | 10.75 | 24.00 | -13.25 |

**PSD Results**

| Channel | Frequency (MHz) | Antenna 5 Meas PSD (dBm/1MHz) | Total Corr'd PSD (dBm/1MHz) | PSD Limit (dBm/1MHz) | PSD Margin (dB) |
|---|---|---|---|---|---|
| Low | 5270 | 8.965 | 8.965 | 11.00 | -2.035 |
| High | 5310 | 8.629 | 8.629 | 11.00 | -2.371 |

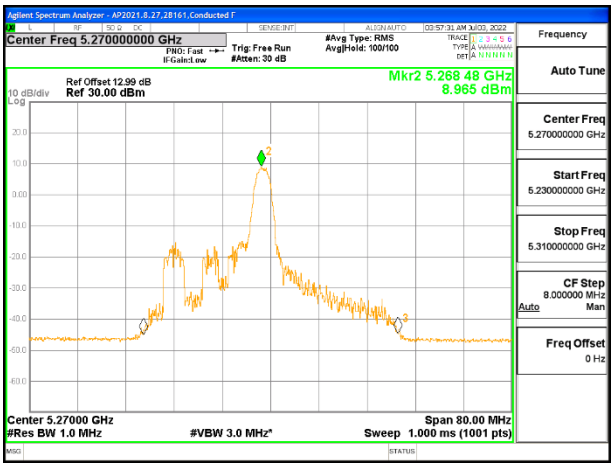


**LOW CHANNEL**



UL VERIFICATION SERVICES INC.
47173 Benicia Street, Fremont, CA 94538; USA TEL:(510) 319-4000 FAX:(510) 661-0888

*This report shall not be reproduced except in full, without the written approval of UL Verification Services Inc.*

**1TX Antenna 5 MODE (FCC) – 26 Tones, RU Index 17**

| | |
|---|---|
| **Test Engineer:** | 28161 |
| **Test Date:** | 07/03/2022 |

**Bandwidth, Antenna Gain, and Limits**

| Channel | Frequency (MHz) | Min 26 dB BW (MHz) | Directional Gain (dBi) | Power Limit (dBm) | PSD Limit (dBm/1MHz) |
|---|---|---|---|---|---|
| Low | 5270 | 21.16 | -0.40 | 24.00 | 11.00 |
| High | 5310 | 20.86 | -0.40 | 24.00 | 11.00 |

| | | |
|---|---|---|
| **Duty Cycle CF (dB)** | 0.00 | **Included in Calculations of Corr'd PSD** |

**Output Power Results**

| Channel | Frequency (MHz) | Antenna 5 Meas Power (dBm) | Total Corr'd Power (dBm) | Power Limit (dBm) | Power Margin (dB) |
|---|---|---|---|---|---|
| Low | 5270 | 10.72 | 10.72 | 24.00 | -13.28 |
| High | 5310 | 10.67 | 10.67 | 24.00 | -13.33 |

**PSD Results**

| Channel | Frequency (MHz) | Antenna 5 Meas PSD (dBm/1MHz) | Total Corr'd PSD (dBm/1MHz) | PSD Limit (dBm/1MHz) | PSD Margin (dB) |
|---|---|---|---|---|---|
| Low | 5270 | 8.421 | 8.421 | 11.00 | -2.579 |
| High | 5310 | 8.328 | 8.328 | 11.00 | -2.672 |

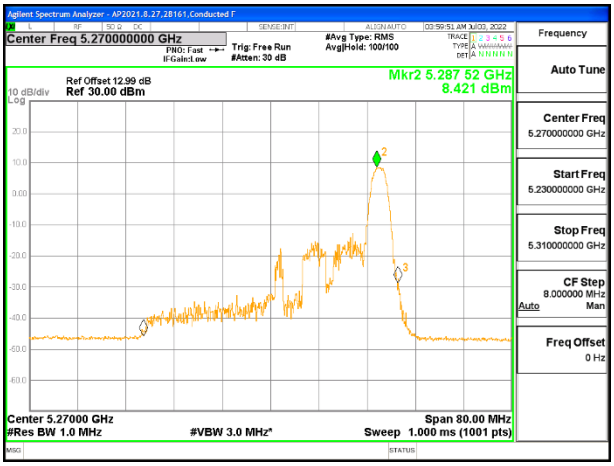


**LOW CHANNEL**



UL VERIFICATION SERVICES INC.
47173 Benicia Street, Fremont, CA 94538; USA TEL:(510) 319-4000 FAX:(510) 661-0888

*This report shall not be reproduced except in full, without the written approval of UL Verification Services Inc.*

**1TX Antenna 5 MODE (FCC) – SU Mode**

| | |
|---|---|
| **Test Engineer:** | 28493 |
| **Test Date:** | 07/06/2022 |

**Bandwidth, Antenna Gain, and Limits**

| Channel | Frequency (MHz) | Min 26 dB BW (MHz) | Directional Gain (dBi) | Power Limit (dBm) | PSD Limit (dBm/1MHz) |
|---|---|---|---|---|---|
| Low | 5270 | 40.97 | -0.40 | 24.00 | 11.00 |
| High | 5310 | 41.46 | -0.40 | 24.00 | 11.00 |

| | | |
|---|---|---|
| **Duty Cycle CF (dB)** | 0.13 | **Included in Calculations of Corr'd PSD** |

**Output Power Results**

| Channel | Frequency (MHz) | Antenna 5 Meas Power (dBm) | Total Corr'd Power (dBm) | Power Limit (dBm) | Power Margin (dB) |
|---|---|---|---|---|---|
| Low | 5270 | 20.24 | 20.24 | 24.00 | -3.76 |
| High | 5310 | 15.68 | 15.68 | 24.00 | -8.32 |

**PSD Results**

| Channel | Frequency (MHz) | Antenna 5 Meas PSD (dBm/1MHz) | Total Corr'd PSD (dBm/1MHz) | PSD Limit (dBm/1MHz) | PSD Margin (dB) |
|---|---|---|---|---|---|
| Low | 5270 | 6.292 | 6.422 | 11.00 | -4.578 |
| High | 5310 | 1.914 | 2.044 | 11.00 | -8.956 |

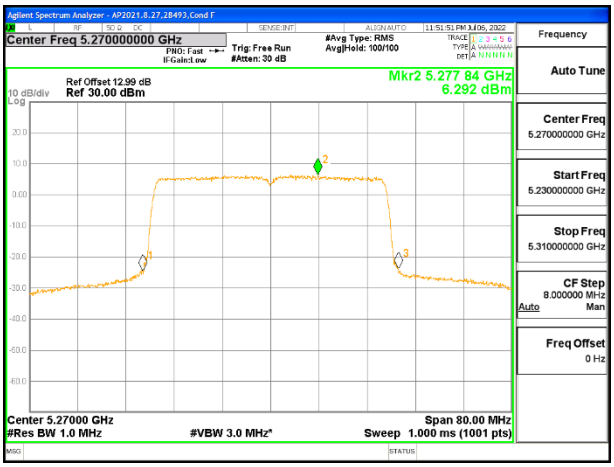


**LOW CHANNEL**



UL VERIFICATION SERVICES INC.
47173 Benicia Street, Fremont, CA 94538; USA TEL:(510) 319-4000 FAX:(510) 661-0888

*This report shall not be reproduced except in full, without the written approval of UL Verification Services Inc.*

**2TX Antenna 6 + Antenna 5 OFDMA MODE (FCC) – 26 Tones, RU Index 0**

| | |
|---|---|
| **Test Engineer:** | 26118 |
| **Test Date:** | 04/23/2022,04/26/2022 |

**Bandwidth, Antenna Gain, and Limits**

| Channel | Frequency (MHz) | Min 26 dB BW (MHz) | Directional Gain for Power (dBi) | Directional Gain for PSD (dBi) | Power Limit (dBm) | PSD Limit (dBm/1MHz) |
|---|---|---|---|---|---|---|
| Low | 5270 | 20.26 | -2.17 | 0.54 | 24.00 | 11.00 |
| High | 5310 | 20.18 | -2.17 | 0.54 | 24.00 | 11.00 |

| | | |
|---|---|---|
| **Duty Cycle CF (dB)** | 0.00 | **Included in Calculations of Corr'd PSD** |

**Output Power Results**

| Channel | Frequency (MHz) | Antenna 6 Meas Power (dBm) | Antenna 5 Meas Power (dBm) | Total Corr'd Power (dBm) | Power Limit (dBm) | Power Margin (dB) |
|---|---|---|---|---|---|---|
| Low | 5270 | 8.73 | 8.66 | 11.71 | 24.00 | -12.29 |
| High | 5310 | 8.75 | 8.67 | 11.72 | 24.00 | -12.28 |

**PSD Results**

| Channel | Frequency (MHz) | Antenna 6 Meas PSD (dBm/1MHz) | Antenna 5 Meas PSD (dBm/1MHz) | Total Corr'd PSD (dBm/1MHz) | PSD Limit (dBm/1MHz) | PSD Margin (dB) |
|---|---|---|---|---|---|---|
| Low | 5270 | 6.954 | 6.901 | 9.938 | 11.00 | -1.062 |
| High | 5310 | 6.516 | 6.413 | 9.475 | 11.00 | -1.525 |

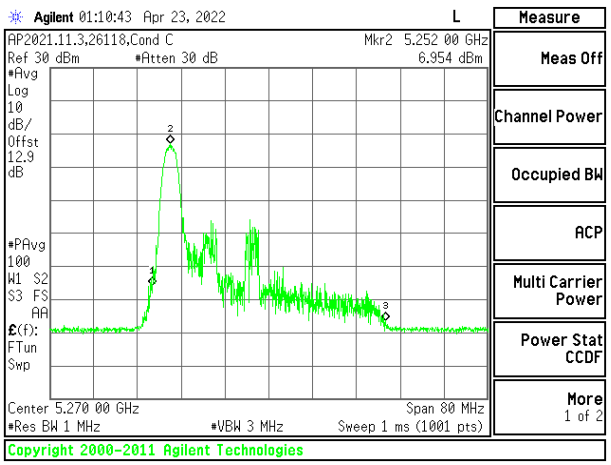


**LOW CHANNEL [ANT 6]**

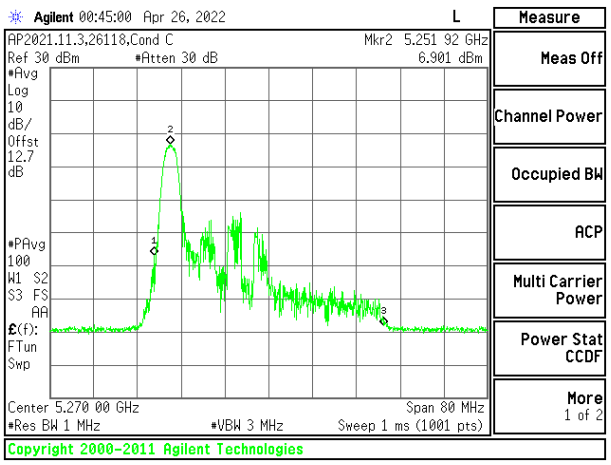


**LOW CHANNEL [ANT 5]**



UL VERIFICATION SERVICES INC.
47173 Benicia Street, Fremont, CA 94538; USA TEL:(510) 319-4000 FAX:(510) 661-0888

*This report shall not be reproduced except in full, without the written approval of UL Verification Services Inc.*

**2TX Antenna 6 + Antenna 5 OFDMA MODE (FCC) – 26 Tones, RU Index 8**

| | |
|---|---|
| **Test Engineer:** | 26118 |
| **Test Date:** | 04/23/2022,04/26/2022 |

**Bandwidth, Antenna Gain, and Limits**

| Channel | Frequency (MHz) | Min 26 dB BW (MHz) | Directional Gain for Power (dBi) | Directional Gain for PSD (dBi) | Power Limit (dBm) | PSD Limit (dBm/1MHz) |
|---|---|---|---|---|---|---|
| Low | 5270 | 22.89 | -2.17 | 0.54 | 24.00 | 11.00 |
| High | 5310 | 24.15 | -2.17 | 0.54 | 24.00 | 11.00 |

| | | |
|---|---|---|
| **Duty Cycle CF (dB)** | 0.00 | **Included in Calculations of Corr'd PSD** |

**Output Power Results**

| Channel | Frequency (MHz) | Antenna 6 Meas Power (dBm) | Antenna 5 Meas Power (dBm) | Total Corr'd Power (dBm) | Power Limit (dBm) | Power Margin (dB) |
|---|---|---|---|---|---|---|
| Low | 5270 | 8.73 | 8.66 | 11.71 | 24.00 | -12.29 |
| High | 5310 | 8.71 | 8.63 | 11.68 | 24.00 | -12.32 |

**PSD Results**

| Channel | Frequency (MHz) | Antenna 6 Meas PSD (dBm/1MHz) | Antenna 5 Meas PSD (dBm/1MHz) | Total Corr'd PSD (dBm/1MHz) | PSD Limit (dBm/1MHz) | PSD Margin (dB) |
|---|---|---|---|---|---|---|
| Low | 5270 | 7.034 | 6.675 | 9.869 | 11.00 | -1.131 |
| High | 5310 | 6.555 | 6.430 | 9.503 | 11.00 | -1.497 |

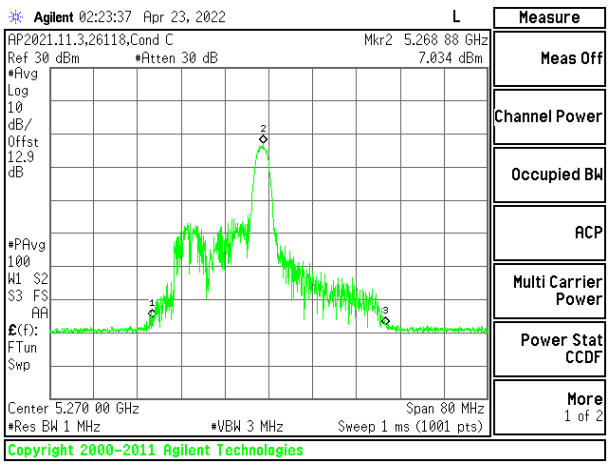


**LOW CHANNEL [ANT 6]**

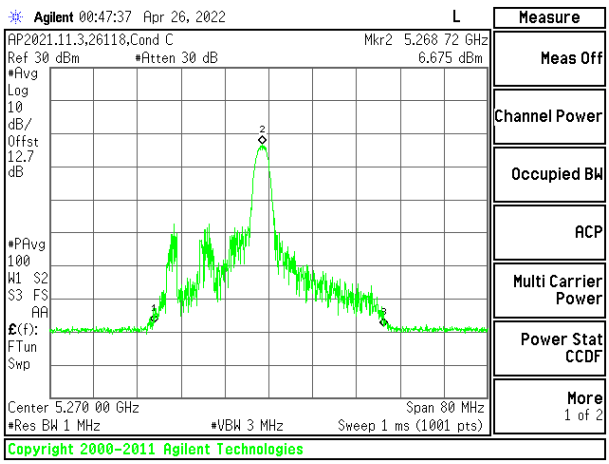


**LOW CHANNEL [ANT 5]**



UL VERIFICATION SERVICES INC.
47173 Benicia Street, Fremont, CA 94538; USA TEL:(510) 319-4000 FAX:(510) 661-0888

*This report shall not be reproduced except in full, without the written approval of UL Verification Services Inc.*

**2TX Antenna 6 + Antenna 5 OFDMA MODE (FCC) – 26 Tones, RU Index 17**

| | |
|---|---|
| **Test Engineer:** | 26118 |
| **Test Date:** | 04/23/2022,04/06/2022 |

**Bandwidth, Antenna Gain, and Limits**

| Channel | Frequency (MHz) | Min 26 dB BW (MHz) | Directional Gain for Power (dBi) | Directional Gain for PSD (dBi) | Power Limit (dBm) | PSD Limit (dBm/1MHz) |
|---|---|---|---|---|---|---|
| Low | 5270 | 17.87 | -2.17 | 0.54 | 23.52 | 11.00 |
| High | 5310 | 19.70 | -2.17 | 0.54 | 23.94 | 11.00 |

| | | |
|---|---|---|
| **Duty Cycle CF (dB)** | 0.00 | **Included in Calculations of Corr'd PSD** |

**Output Power Results**

| Channel | Frequency (MHz) | Antenna 6 Meas Power (dBm) | Antenna 5 Meas Power (dBm) | Total Corr'd Power (dBm) | Power Limit (dBm) | Power Margin (dB) |
|---|---|---|---|---|---|---|
| Low | 5270 | 8.73 | 8.66 | 11.71 | 23.52 | -11.82 |
| High | 5310 | 8.64 | 8.69 | 11.68 | 23.94 | -12.27 |

**PSD Results**

| Channel | Frequency (MHz) | Antenna 6 Meas PSD (dBm/1MHz) | Antenna 5 Meas PSD (dBm/1MHz) | Total Corr'd PSD (dBm/1MHz) | PSD Limit (dBm/1MHz) | PSD Margin (dB) |
|---|---|---|---|---|---|---|
| Low | 5270 | 6.945 | 6.725 | 9.847 | 11.00 | -1.153 |
| High | 5310 | 6.394 | 6.467 | 9.441 | 11.00 | -1.559 |

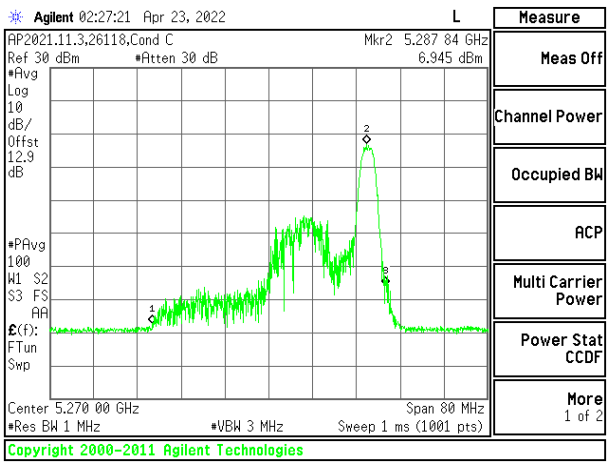


**LOW CHANNEL [ANT 6]**

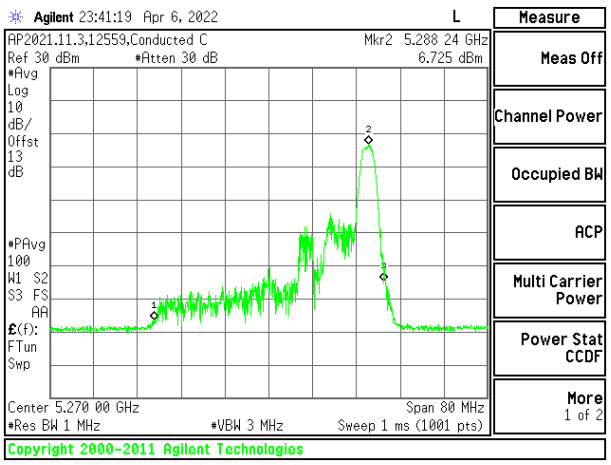


**LOW CHANNEL [ANT 5]**



UL VERIFICATION SERVICES INC.
47173 Benicia Street, Fremont, CA 94538; USA TEL:(510) 319-4000 FAX:(510) 661-0888

*This report shall not be reproduced except in full, without the written approval of UL Verification Services Inc.*

**2TX Antenna 6 + Antenna 5 OFDMA MODE (FCC) – SU Mode**

| | |
|---|---|
| **Test Engineer:** | 26118 |
| **Test Date:** | 04/22/2022,03/31/2022 |

**Bandwidth, Antenna Gain, and Limits**

| Channel | Frequency (MHz) | Min 26 dB BW (MHz) | Directional Gain for Power (dBi) | Directional Gain for PSD (dBi) | Power Limit (dBm) | PSD Limit (dBm/1MHz) |
|---|---|---|---|---|---|---|
| Low | 5270 | 41.10 | -2.17 | 0.54 | 24.00 | 11.00 |
| High | 5310 | 43.09 | -2.17 | 0.54 | 24.00 | 11.00 |

| | | |
|---|---|---|
| **Duty Cycle CF (dB)** | 0.13 | **Included in Calculations of Corr'd PSD** |

**Output Power Results**

| Channel | Frequency (MHz) | Antenna 6 Meas Power (dBm) | Antenna 5 Meas Power (dBm) | Total Corr'd Power (dBm) | Power Limit (dBm) | Power Margin (dB) |
|---|---|---|---|---|---|---|
| Low | 5270 | 19.15 | 19.23 | 22.20 | 24.00 | -1.80 |
| High | 5310 | 15.22 | 15.16 | 18.20 | 24.00 | -5.80 |

**PSD Results**

| Channel | Frequency (MHz) | Antenna 6 Meas PSD (dBm/1MHz) | Antenna 5 Meas PSD (dBm/1MHz) | Total Corr'd PSD (dBm/1MHz) | PSD Limit (dBm/1MHz) | PSD Margin (dB) |
|---|---|---|---|---|---|---|
| Low | 5270 | 5.326 | 5.561 | 8.585 | 11.00 | -2.415 |
| High | 5310 | 1.603 | 1.588 | 4.736 | 11.00 | -6.264 |

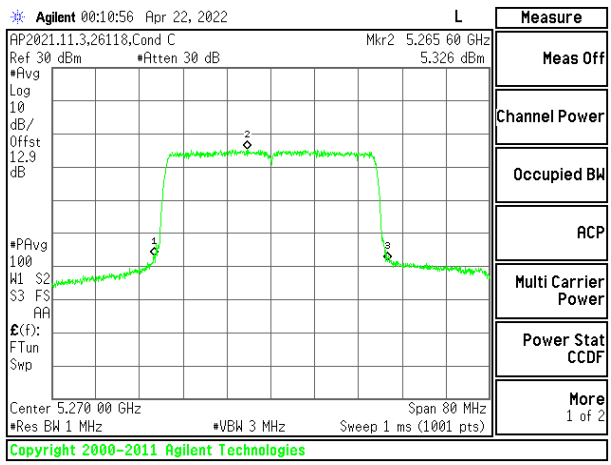


**LOW CHANNEL [ANT 6]**

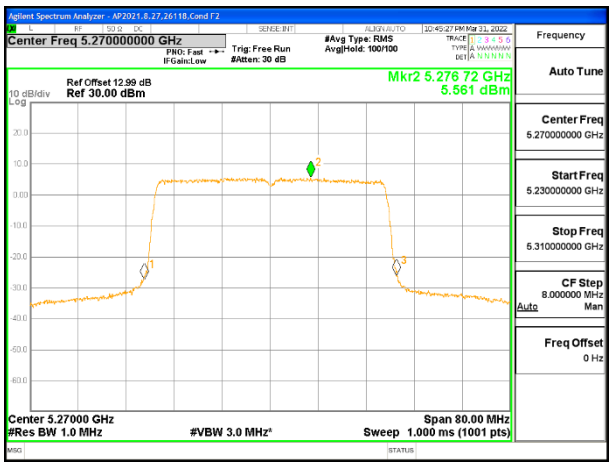


**LOW CHANNEL [ANT 5]**



UL VERIFICATION SERVICES INC.
47173 Benicia Street, Fremont, CA 94538; USA TEL:(510) 319-4000 FAX:(510) 661-0888

*This report shall not be reproduced except in full, without the written approval of UL Verification Services Inc.*

## 9.4.12. 802.11ax HE80 MODE IN THE 5.3 GHz BAND

**1TX Antenna 6 MODE (FCC) – 26 Tones, RU Index 0**

| | |
|---|---|
| **Test Engineer:** | 28161 |
| **Test Date:** | 07/02/2022 |

**Bandwidth, Antenna Gain, and Limits**

| Channel | Frequency (MHz) | Min 26 dB BW (MHz) | Directional Gain (dBi) | Power Limit (dBm) | PSD Limit (dBm/1MHz) |
|---|---|---|---|---|---|
| Mid | 5290 | 19.88 | -5.20 | 23.98 | 11.00 |

| | | |
|---|---|---|
| **Duty Cycle CF (dB)** | 0.00 | **Included in Calculations of Corr'd PSD** |

**Output Power Results**

| Channel | Frequency (MHz) | Antenna 6 Meas Power (dBm) | Total Corr'd Power (dBm) | Power Limit (dBm) | Power Margin (dB) |
|---|---|---|---|---|---|
| Mid | 5290 | 10.730 | 10.730 | 23.98 | -13.25 |

**PSD Results**

| Channel | Frequency (MHz) | Antenna 6 Meas PSD (dBm/1MHz) | Total Corr'd PSD (dBm/1MHz) | PSD Limit (dBm/1MHz) | PSD Margin (dB) |
|---|---|---|---|---|---|
| Mid | 5290 | 8.746 | 8.746 | 11.00 | -2.25 |

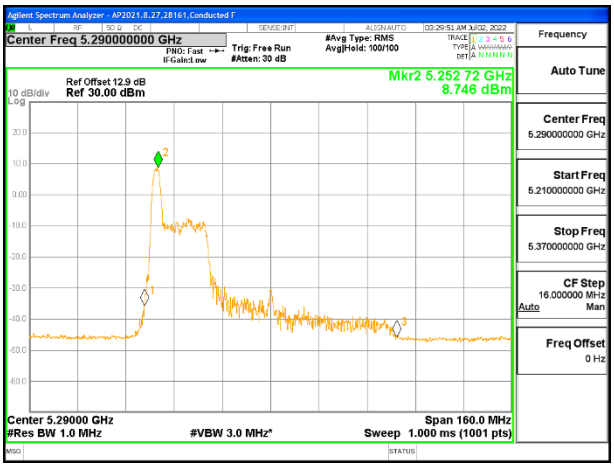


**MID CHANNEL**



UL VERIFICATION SERVICES INC.
47173 Benicia Street, Fremont, CA 94538; USA TEL:(510) 319-4000 FAX:(510) 661-0888

*This report shall not be reproduced except in full, without the written approval of UL Verification Services Inc.*

**1TX Antenna 6 MODE (FCC) – 26 Tones, RU Index 18**

| | |
|---|---|
| **Test Engineer:** | 28161 |
| **Test Date:** | 07/02/2022 |

**Bandwidth, Antenna Gain, and Limits**

| Channel | Frequency (MHz) | Min 26 dB BW (MHz) | Directional Gain (dBi) | Power Limit (dBm) | PSD Limit (dBm/1MHz) |
|---|---|---|---|---|---|
| Mid | 5290 | 39.37 | -5.20 | 24.00 | 11.00 |

| | | |
|---|---|---|
| **Duty Cycle CF (dB)** | 0.00 | **Included in Calculations of Corr'd PSD** |

**Output Power Results**

| Channel | Frequency (MHz) | Antenna 6 Meas Power (dBm) | Total Corr'd Power (dBm) | Power Limit (dBm) | Power Margin (dB) |
|---|---|---|---|---|---|
| Mid | 5290 | 10.670 | 10.670 | 24.00 | -13.33 |

**PSD Results**

| Channel | Frequency (MHz) | Antenna 6 Meas PSD (dBm/1MHz) | Total Corr'd PSD (dBm/1MHz) | PSD Limit (dBm/1MHz) | PSD Margin (dB) |
|---|---|---|---|---|---|
| Mid | 5290 | 7.086 | 7.086 | 11.00 | -3.91 |

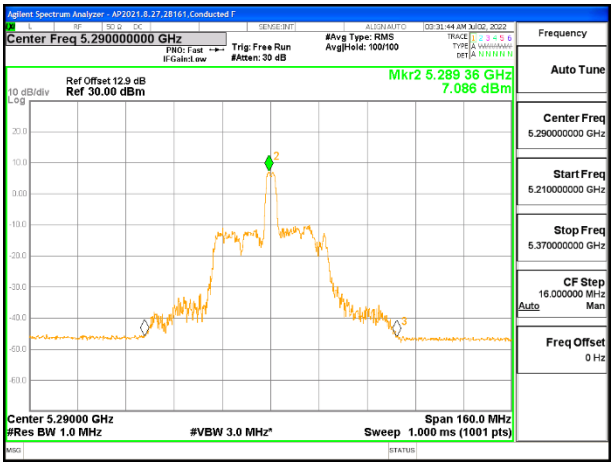


**MID CHANNEL**



UL VERIFICATION SERVICES INC.
47173 Benicia Street, Fremont, CA 94538; USA TEL:(510) 319-4000 FAX:(510) 661-0888

*This report shall not be reproduced except in full, without the written approval of UL Verification Services Inc.*

**1TX Antenna 6 MODE (FCC) – 26 Tones, RU Index 36**

| | |
|---|---|
| **Test Engineer:** | 28161 |
| **Test Date:** | 07/02/2022 |

**Bandwidth, Antenna Gain, and Limits**

| Channel | Frequency (MHz) | Min 26 dB BW (MHz) | Directional Gain (dBi) | Power Limit (dBm) | PSD Limit (dBm/1MHz) |
|---|---|---|---|---|---|
| Mid | 5290 | 20.51 | -5.20 | 24.00 | 11.00 |

| | | |
|---|---|---|
| **Duty Cycle CF (dB)** | 0.00 | **Included in Calculations of Corr'd PSD** |

**Output Power Results**

| Channel | Frequency (MHz) | Antenna 6 Meas Power (dBm) | Total Corr'd Power (dBm) | Power Limit (dBm) | Power Margin (dB) |
|---|---|---|---|---|---|
| Mid | 5290 | 10.610 | 10.610 | 24.00 | -13.39 |

**PSD Results**

| Channel | Frequency (MHz) | Antenna 6 Meas PSD (dBm/1MHz) | Total Corr'd PSD (dBm/1MHz) | PSD Limit (dBm/1MHz) | PSD Margin (dB) |
|---|---|---|---|---|---|
| Mid | 5290 | 7.890 | 7.890 | 11.00 | -3.11 |

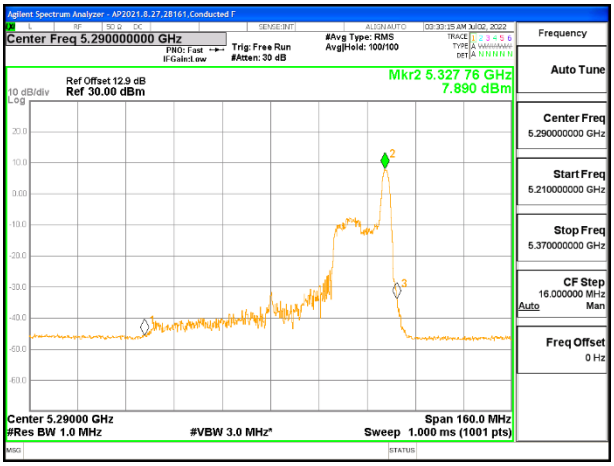


**MID CHANNEL**



UL VERIFICATION SERVICES INC.
47173 Benicia Street, Fremont, CA 94538; USA TEL:(510) 319-4000 FAX:(510) 661-0888

*This report shall not be reproduced except in full, without the written approval of UL Verification Services Inc.*

**1TX Antenna 6 MODE (FCC) – SU Mode**

| | |
|---|---|
| **Test Engineer:** | 26118 |
| **Test Date:** | 04/12/2022 |

**Bandwidth, Antenna Gain, and Limits**

| Channel | Frequency (MHz) | Min 26 dB BW (MHz) | Directional Gain (dBi) | Power Limit (dBm) | PSD Limit (dBm/1MHz) |
|---|---|---|---|---|---|
| Mid | 5290 | 81.72 | -5.20 | 24.00 | 11.00 |

| | | |
|---|---|---|
| **Duty Cycle CF (dB)** | 0.23 | **Included in Calculations of Corr'd PSD** |

**Output Power Results**

| Channel | Frequency (MHz) | Antenna 6 Meas Power (dBm) | Total Corr'd Power (dBm) | Power Limit (dBm) | Power Margin (dB) |
|---|---|---|---|---|---|
| Mid | 5290 | 16.73 | 16.73 | 24.00 | -7.27 |

**PSD Results**

| Channel | Frequency (MHz) | Antenna 6 Meas PSD (dBm/1MHz) | Total Corr'd PSD (dBm/1MHz) | PSD Limit (dBm/1MHz) | PSD Margin (dB) |
|---|---|---|---|---|---|
| Mid | 5290 | 0.395 | 0.625 | 11.00 | -10.38 |

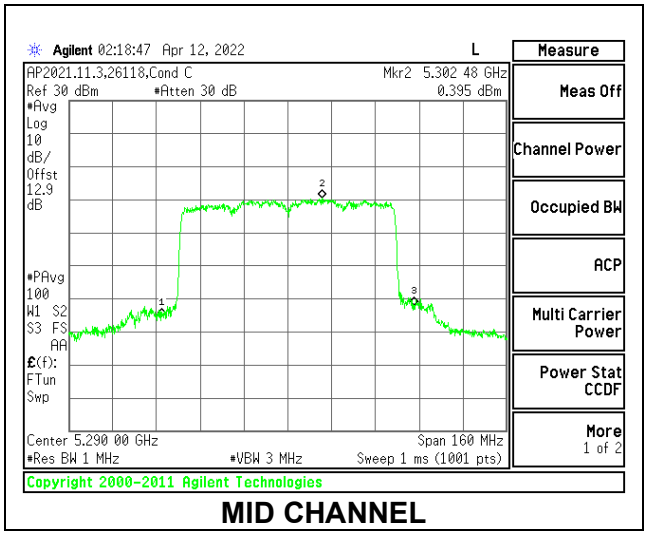


**MID CHANNEL**



UL VERIFICATION SERVICES INC.
47173 Benicia Street, Fremont, CA 94538; USA TEL:(510) 319-4000 FAX:(510) 661-0888

*This report shall not be reproduced except in full, without the written approval of UL Verification Services Inc.*

**1TX Antenna 5 MODE (FCC) – 26 Tones, RU Index 0**

| | |
|---|---|
| **Test Engineer:** | 27700 |
| **Test Date:** | 07/03/2022 |

**Bandwidth, Antenna Gain, and Limits**

| Channel | Frequency (MHz) | Min 26 dB BW (MHz) | Directional Gain (dBi) | Power Limit (dBm) | PSD Limit (dBm/1MHz) |
|---|---|---|---|---|---|
| Mid | 5290 | 19.66 | -0.40 | 23.94 | 11.00 |

| | | |
|---|---|---|
| **Duty Cycle CF (dB)** | 0.00 | **Included in Calculations of Corr'd PSD** |

**Output Power Results**

| Channel | Frequency (MHz) | Antenna 5 Meas Power (dBm) | Total Corr'd Power (dBm) | Power Limit (dBm) | Power Margin (dB) |
|---|---|---|---|---|---|
| Mid | 5290 | 10.650 | 10.650 | 23.94 | -13.29 |

**PSD Results**

| Channel | Frequency (MHz) | Antenna 5 Meas PSD (dBm/1MHz) | Total Corr'd PSD (dBm/1MHz) | PSD Limit (dBm/1MHz) | PSD Margin (dB) |
|---|---|---|---|---|---|
| Mid | 5290 | 8.378 | 8.378 | 11.00 | -2.62 |

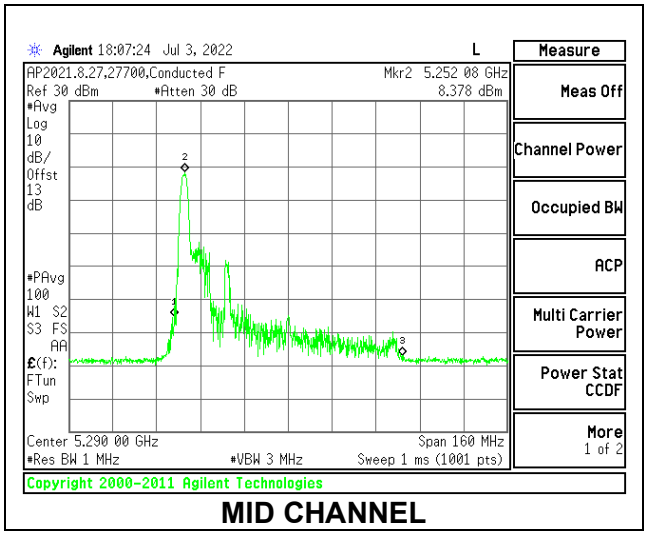


**MID CHANNEL**



UL VERIFICATION SERVICES INC.
47173 Benicia Street, Fremont, CA 94538; USA TEL:(510) 319-4000 FAX:(510) 661-0888

*This report shall not be reproduced except in full, without the written approval of UL Verification Services Inc.*

**1TX Antenna 5 MODE (FCC) – 26 Tones, RU Index 18**

| | |
|---|---|
| **Test Engineer:** | 27700 |
| **Test Date:** | 07/03/2022 |

**Bandwidth, Antenna Gain, and Limits**

| Channel | Frequency (MHz) | Min 26 dB BW (MHz) | Directional Gain (dBi) | Power Limit (dBm) | PSD Limit (dBm/1MHz) |
|---|---|---|---|---|---|
| Mid | 5290 | 39.64 | -0.40 | 24.00 | 11.00 |

| | | |
|---|---|---|
| **Duty Cycle CF (dB)** | 0.00 | **Included in Calculations of Corr'd PSD** |

**Output Power Results**

| Channel | Frequency (MHz) | Antenna 5 Meas Power (dBm) | Total Corr'd Power (dBm) | Power Limit (dBm) | Power Margin (dB) |
|---|---|---|---|---|---|
| Mid | 5290 | 10.740 | 10.740 | 24.00 | -13.26 |

**PSD Results**

| Channel | Frequency (MHz) | Antenna 5 Meas PSD (dBm/1MHz) | Total Corr'd PSD (dBm/1MHz) | PSD Limit (dBm/1MHz) | PSD Margin (dB) |
|---|---|---|---|---|---|
| Mid | 5290 | 7.515 | 7.515 | 11.00 | -3.49 |

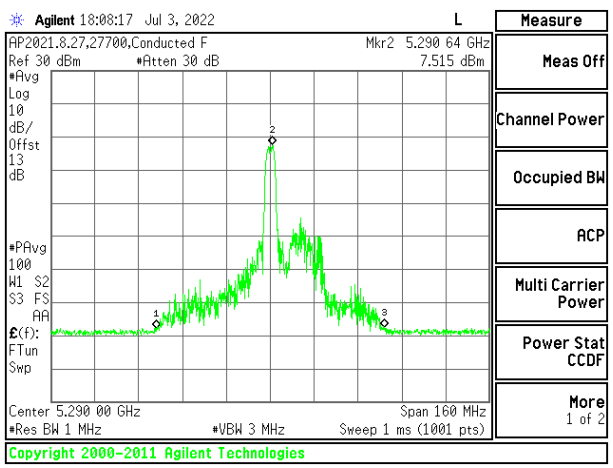


**MID CHANNEL**



UL VERIFICATION SERVICES INC.
47173 Benicia Street, Fremont, CA 94538; USA TEL:(510) 319-4000 FAX:(510) 661-0888

*This report shall not be reproduced except in full, without the written approval of UL Verification Services Inc.*

**1TX Antenna 5 MODE (FCC) – 26 Tones, RU Index 36**

| | |
|---|---|
| **Test Engineer:** | 27700 |
| **Test Date:** | 07/03/2022 |

**Bandwidth, Antenna Gain, and Limits**

| Channel | Frequency (MHz) | Min 26 dB BW (MHz) | Directional Gain (dBi) | Power Limit (dBm) | PSD Limit (dBm/1MHz) |
|---|---|---|---|---|---|
| Mid | 5290 | 20.94 | -0.40 | 24.00 | 11.00 |

| | | |
|---|---|---|
| **Duty Cycle CF (dB)** | 0.00 | **Included in Calculations of Corr'd PSD** |

**Output Power Results**

| Channel | Frequency (MHz) | Antenna 5 Meas Power (dBm) | Total Corr'd Power (dBm) | Power Limit (dBm) | Power Margin (dB) |
|---|---|---|---|---|---|
| Mid | 5290 | 10.720 | 10.720 | 24.00 | -13.28 |

**PSD Results**

| Channel | Frequency (MHz) | Antenna 5 Meas PSD (dBm/1MHz) | Total Corr'd PSD (dBm/1MHz) | PSD Limit (dBm/1MHz) | PSD Margin (dB) |
|---|---|---|---|---|---|
| Mid | 5290 | 8.150 | 8.150 | 11.00 | -2.85 |

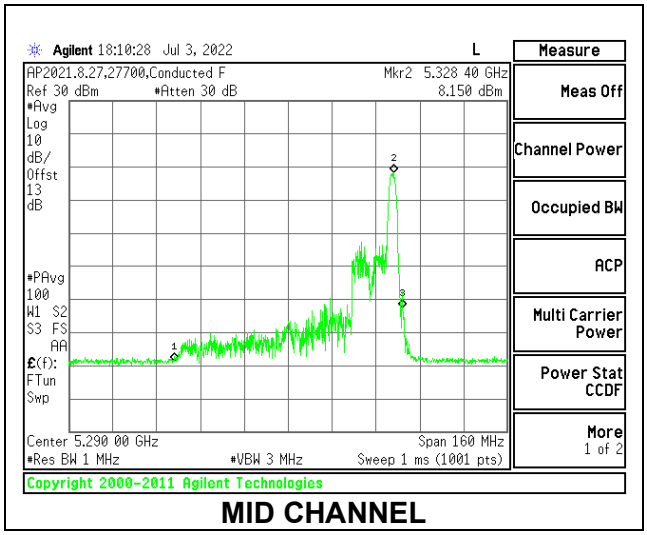


**MID CHANNEL**



UL VERIFICATION SERVICES INC.
47173 Benicia Street, Fremont, CA 94538; USA TEL:(510) 319-4000 FAX:(510) 661-0888

*This report shall not be reproduced except in full, without the written approval of UL Verification Services Inc.*

**1TX Antenna 5 MODE (FCC) – SU Mode**

| | |
|---|---|
| **Test Engineer:** | 26118 |
| **Test Date:** | 03/29/2022 |

**Bandwidth, Antenna Gain, and Limits**

| Channel | Frequency (MHz) | Min 26 dB BW (MHz) | Directional Gain (dBi) | Power Limit (dBm) | PSD Limit (dBm/1MHz) |
|---|---|---|---|---|---|
| Mid | 5290 | 82.46 | -0.40 | 24.00 | 11.00 |

| | | |
|---|---|---|
| **Duty Cycle CF (dB)** | 0.23 | **Included in Calculations of Corr'd PSD** |

**Output Power Results**

| Channel | Frequency (MHz) | Antenna 5 Meas Power (dBm) | Total Corr'd Power (dBm) | Power Limit (dBm) | Power Margin (dB) |
|---|---|---|---|---|---|
| Mid | 5290 | 16.77 | 16.77 | 24.00 | -7.23 |

**PSD Results**

| Channel | Frequency (MHz) | Antenna 5 Meas PSD (dBm/1MHz) | Total Corr'd PSD (dBm/1MHz) | PSD Limit (dBm/1MHz) | PSD Margin (dB) |
|---|---|---|---|---|---|
| Mid | 5290 | 0.200 | 0.430 | 11.00 | -10.57 |

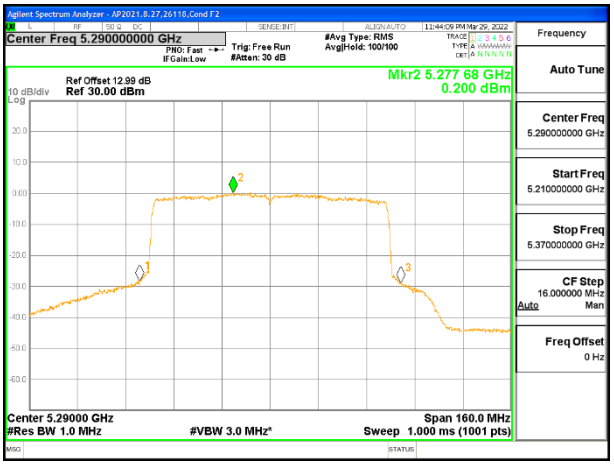


**MID CHANNEL**



UL VERIFICATION SERVICES INC.
47173 Benicia Street, Fremont, CA 94538; USA TEL:(510) 319-4000 FAX:(510) 661-0888

*This report shall not be reproduced except in full, without the written approval of UL Verification Services Inc.*

**2TX Antenna 6 + Antenna 5 OFDMA MODE (FCC) – 26 Tones, RU Index 0**

| | |
|---|---|
| **Test Engineer:** | 26118 |
| **Test Date:** | 04/25/2022,04/26/2022 |

**Bandwidth, Antenna Gain, and Limits**

| Channel | Frequency (MHz) | Min 26 dB BW (MHz) | Directional Gain for Power (dBi) | Directional Gain for PSD (dBi) | Power Limit (dBm) | PSD Limit (dBm/1MHz) |
|---|---|---|---|---|---|---|
| Mid | 5290 | 18.86 | -2.17 | 0.54 | 23.76 | 11.00 |

| | | |
|---|---|---|
| **Duty Cycle CF (dB)** | 0.00 | **Included in Calculations of Corr'd PSD** |

**Output Power Results**

| Channel | Frequency (MHz) | Antenna 6 Meas Power (dBm) | Antenna 5 Meas Power (dBm) | Total Corr'd Power (dBm) | Power Limit (dBm) | Power Margin (dB) |
|---|---|---|---|---|---|---|
| Mid | 5290 | 8.730 | 8.680 | 11.715 | 23.76 | -12.04 |

**PSD Results**

| Channel | Frequency (MHz) | Antenna 6 Meas PSD (dBm/1MHz) | Antenna 5 Meas PSD (dBm/1MHz) | Total Corr'd PSD (dBm/1MHz) | PSD Limit (dBm/1MHz) | PSD Margin (dB) |
|---|---|---|---|---|---|---|
| Mid | 5290 | 6.985 | 6.583 | 9.799 | 11.00 | -1.20 |

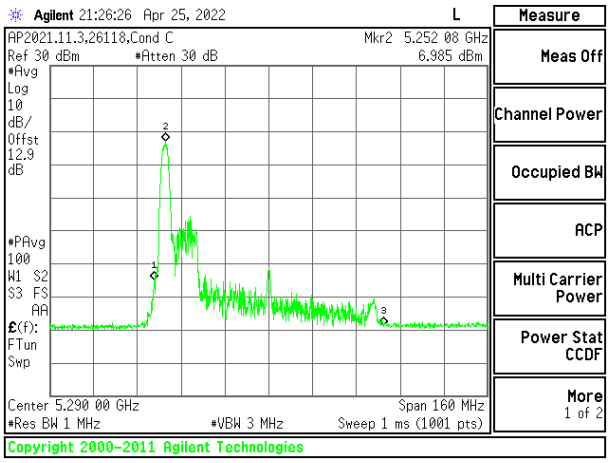


**MID CHANNEL ANT 6**

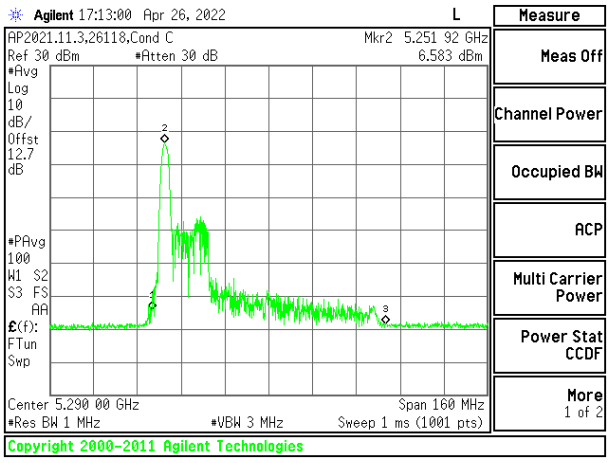


**MID CHANNEL ANT 5**



UL VERIFICATION SERVICES INC.
47173 Benicia Street, Fremont, CA 94538; USA TEL:(510) 319-4000 FAX:(510) 661-0888

*This report shall not be reproduced except in full, without the written approval of UL Verification Services Inc.*

**2TX Antenna 6 + Antenna 5 OFDMA MODE (FCC) – 26 Tones, RU Index 18**

| | |
|---|---|
| **Test Engineer:** | 26118 |
| **Test Date:** | 04/25/2022,04/26/2022 |

**Bandwidth, Antenna Gain, and Limits**

| Channel | Frequency (MHz) | Min 26 dB BW (MHz) | Directional Gain for Power (dBi) | Directional Gain for PSD (dBi) | Power Limit (dBm) | PSD Limit (dBm/1MHz) |
|---|---|---|---|---|---|---|
| Mid | 5290 | 31.90 | -2.17 | 0.54 | 24.00 | 11.00 |

| | | |
|---|---|---|
| **Duty Cycle CF (dB)** | 0.00 | **Included in Calculations of Corr'd PSD** |

**Output Power Results**

| Channel | Frequency (MHz) | Antenna 6 Meas Power (dBm) | Antenna 5 Meas Power (dBm) | Total Corr'd Power (dBm) | Power Limit (dBm) | Power Margin (dB) |
|---|---|---|---|---|---|---|
| Mid | 5290 | 8.750 | 8.690 | 11.730 | 24.00 | -12.27 |

**PSD Results**

| Channel | Frequency (MHz) | Antenna 6 Meas PSD (dBm/1MHz) | Antenna 5 Meas PSD (dBm/1MHz) | Total Corr'd PSD (dBm/1MHz) | PSD Limit (dBm/1MHz) | PSD Margin (dB) |
|---|---|---|---|---|---|---|
| Mid | 5290 | 6.170 | 5.870 | 9.033 | 11.00 | -1.97 |

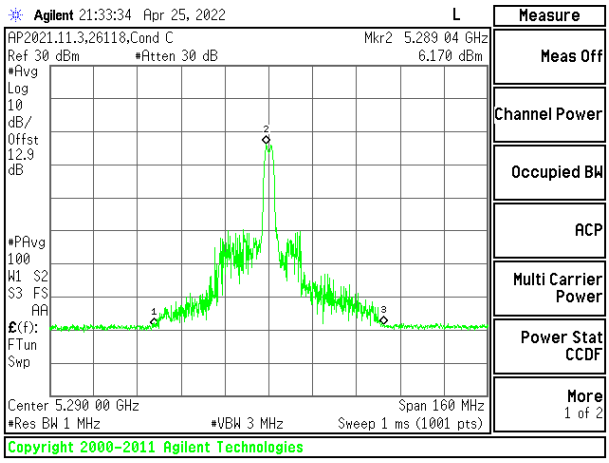


**MID CHANNEL ANT 6**

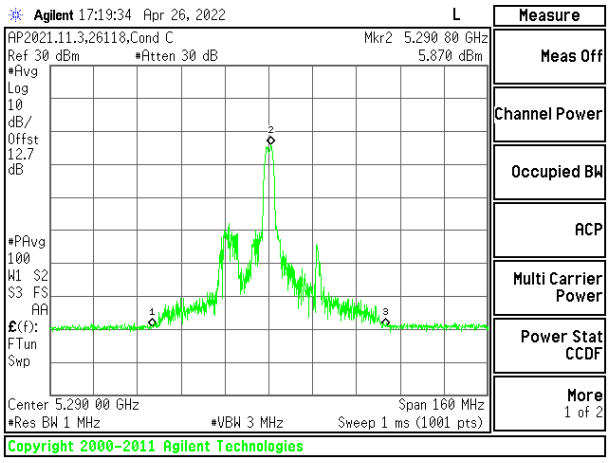


**MID CHANNEL ANT 5**



UL VERIFICATION SERVICES INC.
47173 Benicia Street, Fremont, CA 94538; USA TEL:(510) 319-4000 FAX:(510) 661-0888

*This report shall not be reproduced except in full, without the written approval of UL Verification Services Inc.*

**2TX Antenna 6 + Antenna 5 OFDMA MODE (FCC) – 26 Tones, RU Index 36**

| | |
|---|---|
| **Test Engineer:** | 26118 |
| **Test Date:** | 04/25/2022,04/26/2022 |

**Bandwidth, Antenna Gain, and Limits**

| Channel | Frequency (MHz) | Min 26 dB BW (MHz) | Directional Gain for Power (dBi) | Directional Gain for PSD (dBi) | Power Limit (dBm) | PSD Limit (dBm/1MHz) |
|---|---|---|---|---|---|---|
| Mid | 5290 | 18.50 | -2.17 | 0.54 | 23.67 | 11.00 |

| | | |
|---|---|---|
| **Duty Cycle CF (dB)** | 0.00 | **Included in Calculations of Corr'd PSD** |

**Output Power Results**

| Channel | Frequency (MHz) | Antenna 6 Meas Power (dBm) | Antenna 5 Meas Power (dBm) | Total Corr'd Power (dBm) | Power Limit (dBm) | Power Margin (dB) |
|---|---|---|---|---|---|---|
| Mid | 5290 | 8.630 | 8.720 | 11.686 | 23.67 | -11.99 |

**PSD Results**

| Channel | Frequency (MHz) | Antenna 6 Meas PSD (dBm/1MHz) | Antenna 5 Meas PSD (dBm/1MHz) | Total Corr'd PSD (dBm/1MHz) | PSD Limit (dBm/1MHz) | PSD Margin (dB) |
|---|---|---|---|---|---|---|
| Mid | 5290 | 6.119 | 6.382 | 9.263 | 11.00 | -1.74 |

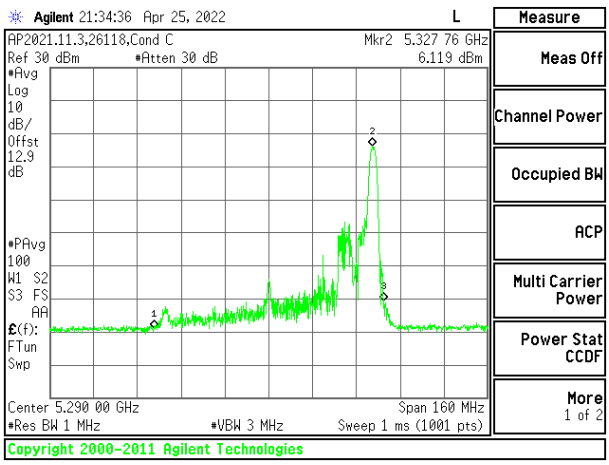


**MID CHANNEL ANT 6**

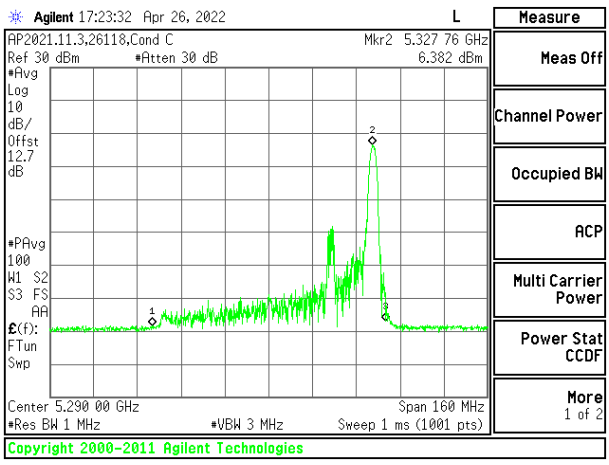


**MID CHANNEL ANT 5**



UL VERIFICATION SERVICES INC.
47173 Benicia Street, Fremont, CA 94538; USA TEL:(510) 319-4000 FAX:(510) 661-0888

*This report shall not be reproduced except in full, without the written approval of UL Verification Services Inc.*

**2TX Antenna 6 + Antenna 5 OFDMA MODE (FCC) – SU Mode**

| | |
|---|---|
| **Test Engineer:** | 26118 |
| **Test Date:** | 04/22/2022, 03/31/2022 |

**Bandwidth, Antenna Gain, and Limits**

| Channel | Frequency (MHz) | Min 26 dB BW (MHz) | Directional Gain for Power (dBi) | Directional Gain for PSD (dBi) | Power Limit (dBm) | PSD Limit (dBm/1MHz) |
|---|---|---|---|---|---|---|
| Mid | 5290 | 81.24 | -2.17 | 0.54 | 24.00 | 11.00 |

| | | |
|---|---|---|
| **Duty Cycle CF (dB)** | 0.23 | **Included in Calculations of Corr'd PSD** |

**Output Power Results**

| Channel | Frequency (MHz) | Antenna 6 Meas Power (dBm) | Antenna 5 Meas Power (dBm) | Total Corr'd Power (dBm) | Power Limit (dBm) | Power Margin (dB) |
|---|---|---|---|---|---|---|
| Mid | 5290 | 15.62 | 15.74 | 18.69 | 24.00 | -5.31 |

**PSD Results**

| Channel | Frequency (MHz) | Antenna 6 Meas PSD (dBm/1MHz) | Antenna 5 Meas PSD (dBm/1MHz) | Total Corr'd PSD (dBm/1MHz) | PSD Limit (dBm/1MHz) | PSD Margin (dB) |
|---|---|---|---|---|---|---|
| Mid | 5290 | -0.902 | -1.020 | 2.280 | 11.00 | -8.72 |

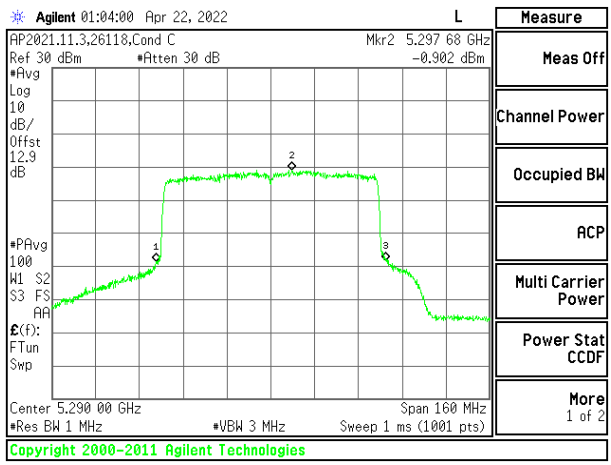


**MID CHANNEL ANT 6**

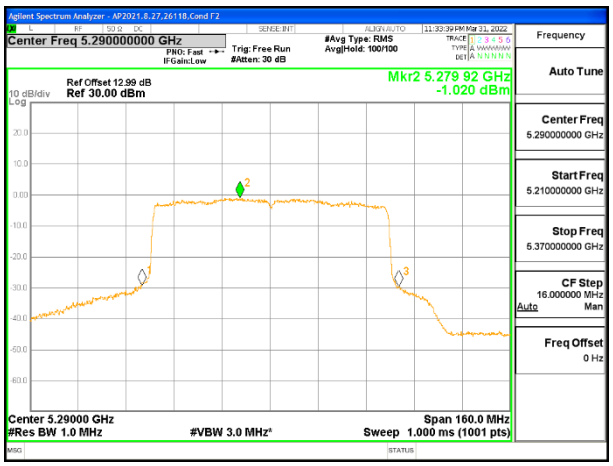


**MID CHANNEL ANT 5**



UL VERIFICATION SERVICES INC.
47173 Benicia Street, Fremont, CA 94538; USA TEL:(510) 319-4000 FAX:(510) 661-0888

*This report shall not be reproduced except in full, without the written approval of UL Verification Services Inc.*

## 9.4.13. 802.11n HT20 MODE IN THE 5.6 GHz BAND

**1TX Antenna 6 MODE (FCC)**

| | |
|---|---|
| **Test Engineer:** | 26118 |
| **Test Date:** | 04/19/2022 |

**Bandwidth, Antenna Gain, and Limits**

| Channel | Frequency (MHz) | Min 26 dB BW (MHz) | Directional Gain (dBi) | Power Limit (dBm) | PSD Limit (dBm/1MHz) |
|---|---|---|---|---|---|
| Low | 5500 | 21.46 | -2.70 | 24.00 | 11.00 |
| Mid | 5580 | 20.98 | -2.70 | 24.00 | 11.00 |
| High | 5700 | 21.36 | -2.70 | 24.00 | 11.00 |
| 144 | 5720 | 15.50 | -2.70 | 22.90 | 11.00 |

| | | |
|---|---|---|
| **Duty Cycle CF (dB)** | 0.10 | **Included in Calculations Corr'd PSD** |

**Output Power Results**

| Channel | Frequency (MHz) | Antenna 6 Meas Power (dBm) | Total Corr'd Power (dBm) | Power Limit (dBm) | Power Margin (dB) |
|---|---|---|---|---|---|
| Low | 5500 | 19.23 | 19.23 | 24.00 | -4.77 |
| Mid | 5580 | 19.21 | 19.21 | 24.00 | -4.79 |
| High | 5700 | 16.71 | 16.71 | 24.00 | -7.29 |
| 144 | 5720 | 19.19 | 19.19 | 22.90 | -3.71 |

**PSD Results**

| Channel | Frequency (MHz) | Antenna 6 Meas PSD (dBm/1MHz) | Total Corr'd PSD (dBm/1MHz) | PSD Limit (dBm/1MHz) | PSD Margin (dB) |
|---|---|---|---|---|---|
| Low | 5500 | 9.764 | 9.864 | 11.00 | -1.136 |
| Mid | 5580 | 9.664 | 9.764 | 11.00 | -1.236 |
| High | 5700 | 7.008 | 7.108 | 11.00 | -3.892 |
| 144 | 5720 | 9.437 | 9.537 | 11.00 | -1.463 |

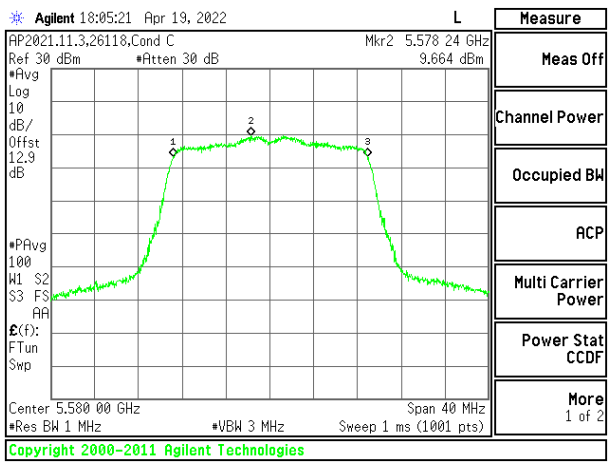


**MID CHANNEL**



UL VERIFICATION SERVICES INC.
47173 Benicia Street, Fremont, CA 94538; USA TEL:(510) 319-4000 FAX:(510) 661-0888

*This report shall not be reproduced except in full, without the written approval of UL Verification Services Inc.*

**1TX Antenna 5 MODE (FCC)**

| | |
|---|---|
| **Test Engineer:** | 26118 |
| **Test Date:** | 03/30/2022 |

**Bandwidth, Antenna Gain, and Limits**

| Channel | Frequency (MHz) | Min 26 dB BW (MHz) | Directional Gain (dBi) | Power Limit (dBm) | PSD Limit (dBm/1MHz) |
|---|---|---|---|---|---|
| Low | 5500 | 21.47 | -2.50 | 24.00 | 11.00 |
| Mid | 5580 | 21.32 | -2.50 | 24.00 | 11.00 |
| High | 5700 | 21.86 | -2.50 | 24.00 | 11.00 |
| 144 | 5720 | 15.52 | -2.50 | 22.91 | 11.00 |

| | | |
|---|---|---|
| **Duty Cycle CF (dB)** | 0.10 | **Included in Calculations Corr'd PSD** |

**Output Power Results**

| Channel | Frequency (MHz) | Antenna 5 Meas Power (dBm) | Total Corr'd Power (dBm) | Power Limit (dBm) | Power Margin (dB) |
|---|---|---|---|---|---|
| Low | 5500 | 19.25 | 19.25 | 24.00 | -4.75 |
| Mid | 5580 | 19.23 | 19.23 | 24.00 | -4.77 |
| High | 5700 | 16.74 | 16.74 | 24.00 | -7.26 |
| 144 | 5720 | 19.21 | 19.21 | 22.91 | -3.70 |

**PSD Results**

| Channel | Frequency (MHz) | Antenna 5 Meas PSD (dBm/1MHz) | Total Corr'd PSD (dBm/1MHz) | PSD Limit (dBm/1MHz) | PSD Margin (dB) |
|---|---|---|---|---|---|
| Low | 5500 | 9.384 | 9.484 | 11.00 | -1.516 |
| Mid | 5580 | 9.272 | 9.372 | 11.00 | -1.628 |
| High | 5700 | 6.799 | 6.899 | 11.00 | -4.101 |
| 144 | 5720 | 9.646 | 9.746 | 11.00 | -1.254 |

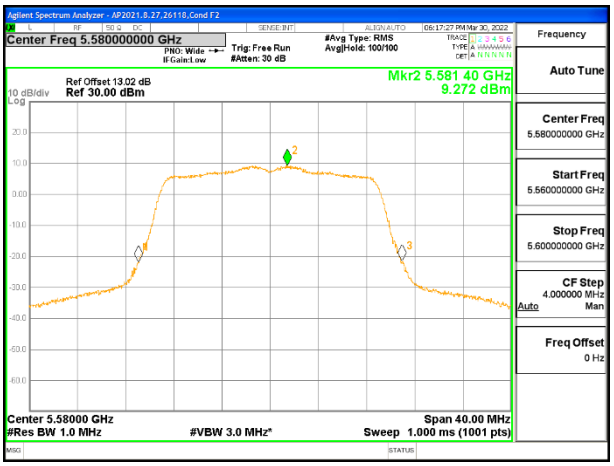


**MID CHANNEL**



UL VERIFICATION SERVICES INC.
47173 Benicia Street, Fremont, CA 94538; USA TEL:(510) 319-4000 FAX:(510) 661-0888

*This report shall not be reproduced except in full, without the written approval of UL Verification Services Inc.*

**2TX Antenna 6 + Antenna 5 CDD MODE (FCC)**

| | |
|---|---|
| **Test Engineer:** | 26118 |
| **Test Date:** | 04/21/2022,03/30/2022 |

**Bandwidth, Antenna Gain, and Limits**

| Channel | Frequency (MHz) | Min 26 dB BW (MHz) | Directional Gain for Power (dBi) | Directional Gain for PSD (dBi) | Power Limit (dBm) | PSD Limit (dBm/1MHz) |
|---|---|---|---|---|---|---|
| Low | 5500 | 21.56 | -2.60 | 0.41 | 24.00 | 11.00 |
| Mid | 5580 | 20.58 | -2.60 | 0.41 | 24.00 | 11.00 |
| High | 5700 | 21.36 | -2.60 | 0.41 | 24.00 | 11.00 |
| 144 | 5720 | 15.37 | -2.60 | 0.41 | 22.87 | 11.00 |

| | | |
|---|---|---|
| **Duty Cycle CF (dB)** | 0.10 | **Included in Calculations of Corr'd PSD** |

**Output Power Results**

| Channel | Frequency (MHz) | Antenna 6 Meas Power (dBm) | Antenna 5 Meas Power (dBm) | Total Corr'd Power (dBm) | Power Limit (dBm) | Power Margin (dB) |
|---|---|---|---|---|---|---|
| Low | 5500 | 16.21 | 16.23 | 19.23 | 24.00 | -4.77 |
| Mid | 5580 | 16.19 | 16.18 | 19.20 | 24.00 | -4.80 |
| High | 5700 | 16.20 | 16.15 | 19.19 | 24.00 | -4.81 |
| 144 | 5720 | 16.19 | 16.21 | 19.21 | 22.87 | -3.66 |

**PSD Results**

| Channel | Frequency (MHz) | Antenna 6 Meas PSD (dBm/1MHz) | Antenna 5 Meas PSD (dBm/1MHz) | Total Corr'd PSD (dBm/1MHz) | PSD Limit (dBm/1MHz) | PSD Margin (dB) |
|---|---|---|---|---|---|---|
| Low | 5500 | 6.363 | 6.537 | 9.561 | 11.00 | -1.439 |
| Mid | 5580 | 6.311 | 6.218 | 9.375 | 11.00 | -1.625 |
| High | 5700 | 6.804 | 6.444 | 9.738 | 11.00 | -1.262 |
| 144 | 5720 | 6.402 | 6.552 | 9.588 | 11.00 | -1.412 |

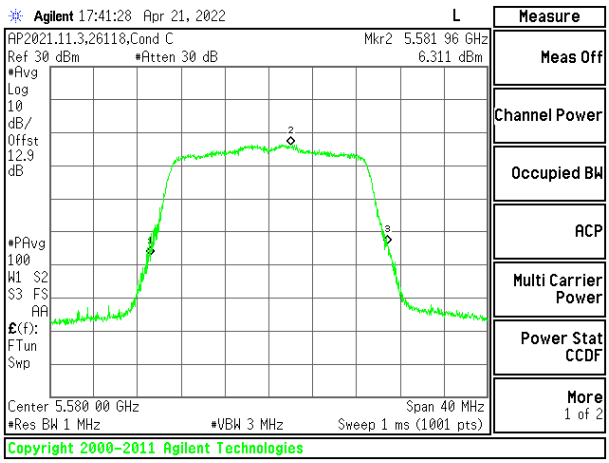


**MID CHANNEL [ANT 6]**

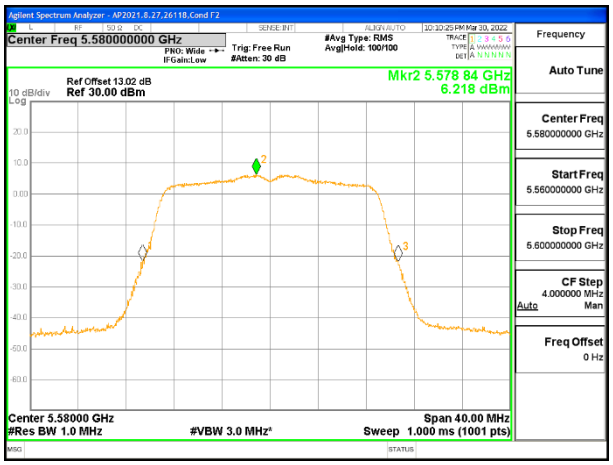


**MID CHANNEL [ANT 5]**



UL VERIFICATION SERVICES INC.
47173 Benicia Street, Fremont, CA 94538; USA TEL:(510) 319-4000 FAX:(510) 661-0888

*This report shall not be reproduced except in full, without the written approval of UL Verification Services Inc.*

## 9.4.14. 802.11n HT40 MODE IN THE 5.6 GHz BAND

**1TX Antenna 6 MODE (FCC)**

| | |
|---|---|
| **Test Engineer:** | 26118 |
| **Test Date:** | 07/03/2022 |

**Bandwidth, Antenna Gain, and Limits**

| Channel | Frequency (MHz) | Min 26 dB BW (MHz) | Directional Gain (dBi) | Power Limit (dBm) | PSD Limit (dBm/1MHz) |
|---|---|---|---|---|---|
| Low | 5510 | 41.76 | -2.70 | 24.00 | 11.00 |
| Mid | 5550 | 40.82 | -2.70 | 24.00 | 11.00 |
| High | 5670 | 42.19 | -2.70 | 24.00 | 11.00 |
| 142 | 5710 | 41.41 | -2.70 | 24.00 | 11.00 |

| | | |
|---|---|---|
| **Duty Cycle CF (dB)** | 0.17 | **Included in Calculations Corr'd PSD** |

**Output Power Results**

| Channel | Frequency (MHz) | Antenna 6 Meas Power (dBm) | Total Corr'd Power (dBm) | Power Limit (dBm) | Power Margin (dB) |
|---|---|---|---|---|---|
| Low | 5510 | 15.72 | 15.72 | 24.00 | -8.28 |
| Mid | 5550 | 20.23 | 20.23 | 24.00 | -3.77 |
| High | 5670 | 19.21 | 19.21 | 24.00 | -4.79 |
| 142 | 5710 | 20.22 | 20.22 | 24.00 | -3.78 |

**PSD Results**

| Channel | Frequency (MHz) | Antenna 6 Meas PSD (dBm/1MHz) | Total Corr'd PSD (dBm/1MHz) | PSD Limit (dBm/1MHz) | PSD Margin (dB) |
|---|---|---|---|---|---|
| Low | 5510 | 3.080 | 3.250 | 11.00 | -7.750 |
| Mid | 5550 | 7.450 | 7.620 | 11.00 | -3.380 |
| High | 5670 | 5.697 | 5.867 | 11.00 | -5.133 |
| 142 | 5710 | 7.288 | 7.458 | 11.00 | -3.542 |

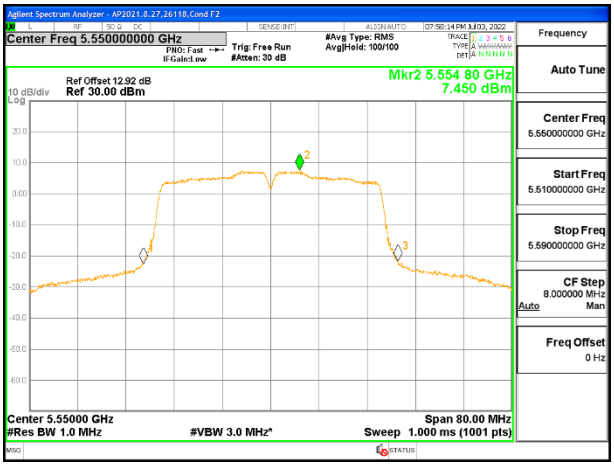


**MID CHANNEL**



UL VERIFICATION SERVICES INC.
47173 Benicia Street, Fremont, CA 94538; USA TEL:(510) 319-4000 FAX:(510) 661-0888

*This report shall not be reproduced except in full, without the written approval of UL Verification Services Inc.*

**1TX Antenna 5 MODE (FCC)**

| | |
|---|---|
| **Test Engineer:** | 28161 |
| **Test Date:** | 07/12/2022 |

**Bandwidth, Antenna Gain, and Limits**

| Channel | Frequency (MHz) | Min 26 dB BW (MHz) | Directional Gain (dBi) | Power Limit (dBm) | PSD Limit (dBm/1MHz) |
|---|---|---|---|---|---|
| Low | 5510 | 42.93 | -2.50 | 24.00 | 11.00 |
| Mid | 5550 | 41.28 | -2.50 | 24.00 | 11.00 |
| High | 5670 | 42.82 | -2.50 | 24.00 | 11.00 |
| 142 | 5710 | 41.08 | -2.50 | 24.00 | 11.00 |

| | | |
|---|---|---|
| **Duty Cycle CF (dB)** | 0.17 | **Included in Calculations Corr'd PSD** |

**Output Power Results**

| Channel | Frequency (MHz) | Antenna 5 Meas Power (dBm) | Total Corr'd Power (dBm) | Power Limit (dBm) | Power Margin (dB) |
|---|---|---|---|---|---|
| Low | 5510 | 15.70 | 15.70 | 24.00 | -8.30 |
| Mid | 5550 | 20.19 | 20.19 | 24.00 | -3.81 |
| High | 5670 | 19.23 | 19.23 | 24.00 | -4.77 |
| 142 | 5710 | 20.21 | 20.21 | 24.00 | -3.79 |

**PSD Results**

| Channel | Frequency (MHz) | Antenna 5 Meas PSD (dBm/1MHz) | Total Corr'd PSD (dBm/1MHz) | PSD Limit (dBm/1MHz) | PSD Margin (dB) |
|---|---|---|---|---|---|
| Low | 5510 | 2.738 | 2.908 | 11.00 | -8.092 |
| Mid | 5550 | 7.223 | 7.393 | 11.00 | -3.607 |
| High | 5670 | 5.882 | 6.052 | 11.00 | -4.948 |
| 142 | 5710 | 7.223 | 7.393 | 11.00 | -3.607 |

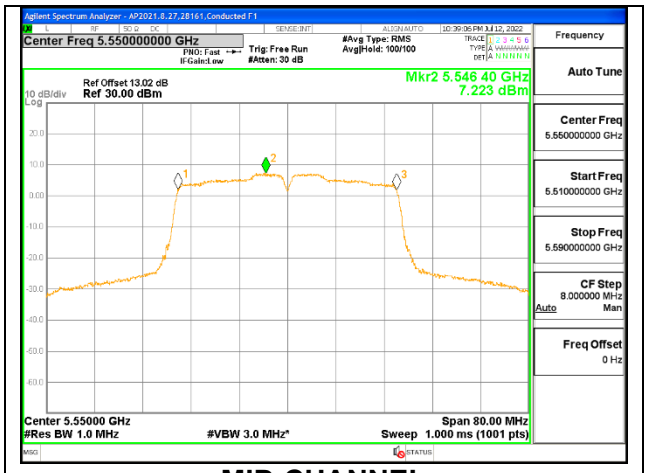


**MID CHANNEL**



UL VERIFICATION SERVICES INC.
47173 Benicia Street, Fremont, CA 94538; USA TEL:(510) 319-4000 FAX:(510) 661-0888

*This report shall not be reproduced except in full, without the written approval of UL Verification Services Inc.*

**2TX Antenna 6 + Antenna 5 CDD MODE (FCC)**

| | |
|---|---|
| **Test Engineer:** | 28161 |
| **Test Date:** | 07/13/2022 |

**Bandwidth, Antenna Gain, and Limits**

| Channel | Frequency (MHz) | Min 26 dB BW (MHz) | Directional Gain for Power (dBi) | Directional Gain for PSD (dBi) | Power Limit (dBm) | PSD Limit (dBm/1MHz) |
|---|---|---|---|---|---|---|
| Low | 5510 | 41.27 | -2.60 | 0.41 | 24.00 | 11.00 |
| Mid | 5550 | 40.71 | -2.60 | 0.41 | 24.00 | 11.00 |
| High | 5670 | 42.26 | -2.60 | 0.41 | 24.00 | 11.00 |
| 142 | 5710 | 40.49 | -2.60 | 0.41 | 24.00 | 11.00 |

| | | |
|---|---|---|
| **Duty Cycle CF (dB)** | 0.17 | **Included in Calculations of Corr'd Power & PSD** |

**Output Power Results**

| Channel | Frequency (MHz) | Antenna 6 Meas Power (dBm) | Antenna 5 Meas Power (dBm) | Total Corr'd Power (dBm) | Power Limit (dBm) | Power Margin (dB) |
|---|---|---|---|---|---|---|
| Low | 5510 | 14.74 | 14.75 | 17.76 | 24.00 | -6.24 |
| Mid | 5550 | 19.42 | 19.35 | 22.40 | 24.00 | -1.60 |
| High | 5670 | 18.74 | 18.73 | 21.75 | 24.00 | -2.25 |
| 142 | 5710 | 19.21 | 19.18 | 22.21 | 24.00 | -1.79 |

**PSD Results**

| Channel | Frequency (MHz) | Antenna 6 Meas PSD (dBm/1MHz) | Antenna 5 Meas PSD (dBm/1MHz) | Total Corr'd PSD (dBm/1MHz) | PSD Limit (dBm/ 1MHz) | PSD Margin (dB) |
|---|---|---|---|---|---|---|
| Low | 5510 | 2.132 | 2.142 | 5.317 | 11.00 | -5.68 |
| Mid | 5550 | 6.542 | 6.244 | 9.576 | 11.00 | -1.42 |
| High | 5670 | 6.188 | 5.183 | 8.895 | 11.00 | -2.11 |
| 142 | 5710 | 6.430 | 6.171 | 9.483 | 11.00 | -1.52 |

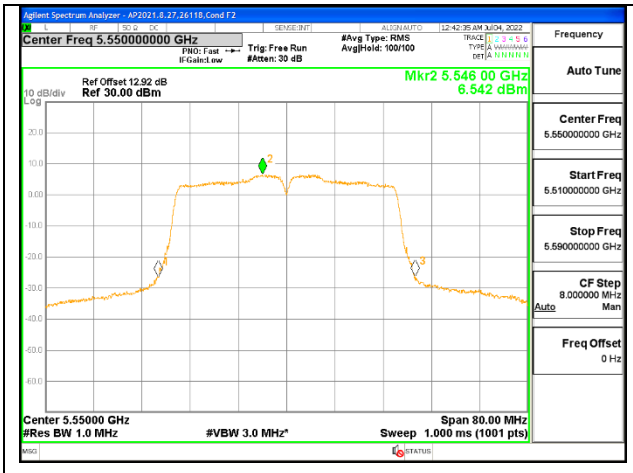


**MID CHANNEL [ANT 6]**

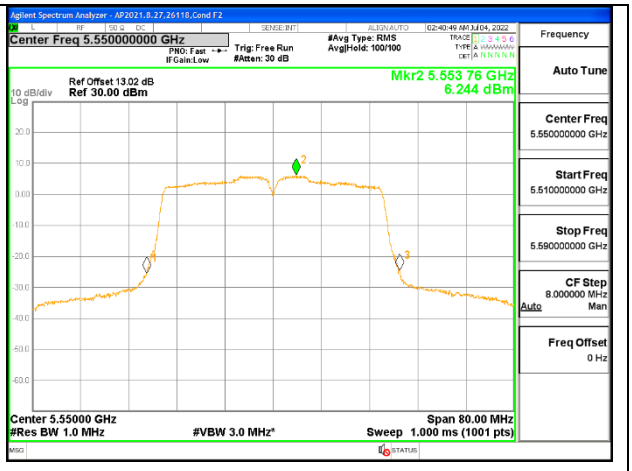


**MID CHANNEL [ANT 5]**



UL VERIFICATION SERVICES INC.
47173 Benicia Street, Fremont, CA 94538; USA TEL:(510) 319-4000 FAX:(510) 661-0888

*This report shall not be reproduced except in full, without the written approval of UL Verification Services Inc.*

## 9.4.15. 802.11ac VHT80 MODE IN THE 5.6 GHz BAND

**1TX Antenna 6 MODE (FCC)**

| | |
|---|---|
| **Test Engineer:** | 26118 |
| **Test Date:** | 04/11/2022 |

**Bandwidth, Antenna Gain, and Limits**

| Channel | Frequency (MHz) | Min 26 dB BW (MHz) | Directional Gain (dBi) | Power Limit (dBm) | PSD Limit (dBm/1MHz) |
|---|---|---|---|---|---|
| Low | 5530 | 82.885 | -2.70 | 24.00 | 11.00 |
| High | 5610 | 83.110 | -2.70 | 24.00 | 11.00 |
| 138 | 5690 | 81.036 | -2.70 | 24.00 | 11.00 |

| | | |
|---|---|---|
| **Duty Cycle CF (dB)** | 0.40 | **Included in Calculations Corr'd PSD** |

**Output Power Results**

| Channel | Frequency (MHz) | Antenna 6 Meas Power (dBm) | Total Corr'd Power (dBm) | Power Limit (dBm) | Power Margin (dB) |
|---|---|---|---|---|---|
| Low | 5530 | 16.68 | 16.68 | 24.00 | -7.32 |
| High | 5610 | 20.21 | 20.21 | 24.00 | -3.79 |
| 138 | 5690 | 20.30 | 20.30 | 24.00 | -3.70 |

**PSD Results**

| Channel | Frequency (MHz) | Antenna 6 Meas PSD (dBm/1MHz) | Total Corr'd PSD (dBm/1MHz) | PSD Limit (dBm/1MHz) | PSD Margin (dB) |
|---|---|---|---|---|---|
| Low | 5530 | 1.132 | 1.532 | 11.00 | -9.468 |
| High | 5610 | 4.154 | 4.154 | 11.00 | -6.846 |
| 138 | 5690 | 4.252 | 4.652 | 11.00 | -6.348 |

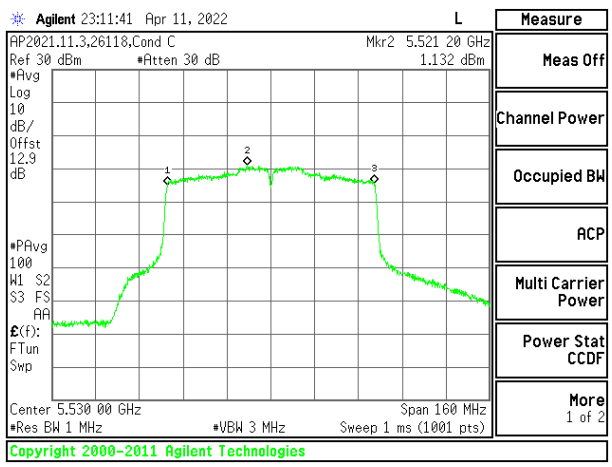


**LOW CHANNEL**



UL VERIFICATION SERVICES INC.
47173 Benicia Street, Fremont, CA 94538; USA TEL:(510) 319-4000 FAX:(510) 661-0888

*This report shall not be reproduced except in full, without the written approval of UL Verification Services Inc.*

**1TX Antenna 5 MODE (FCC)**

| | |
|---|---|
| **Test Engineer:** | 26118 |
| **Test Date:** | 03/30/2022 |

**Bandwidth, Antenna Gain, and Limits**

| Channel | Frequency (MHz) | Min 26 dB BW (MHz) | Directional Gain (dBi) | Power Limit (dBm) | PSD Limit (dBm/1MHz) |
|---|---|---|---|---|---|
| Low | 5530 | 80.84 | -2.50 | 24.00 | 11.00 |
| High | 5610 | 81.96 | -2.50 | 24.00 | 11.00 |
| 138 | 5690 | 80.23 | -2.50 | 24.00 | 11.00 |

| | | |
|---|---|---|
| **Duty Cycle CF (dB)** | 0.40 | **Included in Calculations Corr'd PSD** |

**Output Power Results**

| Channel | Frequency (MHz) | Antenna 5 Meas Power (dBm) | Total Corr'd Power (dBm) | Power Limit (dBm) | Power Margin (dB) |
|---|---|---|---|---|---|
| Low | 5530 | 16.66 | 16.66 | 24.00 | -7.34 |
| High | 5610 | 20.18 | 20.18 | 24.00 | -3.82 |
| 138 | 5690 | 20.25 | 20.25 | 24.00 | -3.75 |

**PSD Results**

| Channel | Frequency (MHz) | Antenna 5 Meas PSD (dBm/1MHz) | Total Corr'd PSD (dBm/1MHz) | PSD Limit (dBm/1MHz) | PSD Margin (dB) |
|---|---|---|---|---|---|
| Low | 5530 | 1.073 | 1.473 | 11.00 | -9.527 |
| High | 5610 | 4.065 | 4.465 | 11.00 | -6.535 |
| 138 | 5690 | 4.214 | 4.614 | 11.00 | -6.386 |

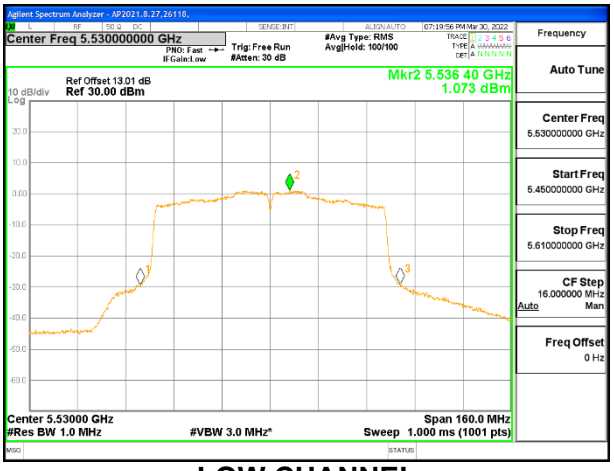


**LOW CHANNEL**



UL VERIFICATION SERVICES INC.
47173 Benicia Street, Fremont, CA 94538; USA TEL:(510) 319-4000 FAX:(510) 661-0888

*This report shall not be reproduced except in full, without the written approval of UL Verification Services Inc.*

**2TX Antenna 6 + Antenna 5 CDD MODE (FCC)**

| | |
|---|---|
| **Test Engineer:** | 26118 |
| **Test Date:** | 04/21/2022, 03/30/2022 |

**Bandwidth, Antenna Gain, and Limits**

| Channel | Frequency (MHz) | Min 26 dB BW (MHz) | Directional Gain for Power (dBi) | Directional Gain for PSD (dBi) | Power Limit (dBm) | PSD Limit (dBm/1MHz) |
|---|---|---|---|---|---|---|
| Low | 5530 | 80.94 | -2.60 | 0.41 | 24.00 | 11.00 |
| High | 5610 | 80.55 | -2.60 | 0.41 | 24.00 | 11.00 |
| 138 | 5690 | 80.90 | -2.60 | 0.41 | 24.00 | 11.00 |

| | | |
|---|---|---|
| **Duty Cycle CF (dB)** | 0.40 | **Included in Calculations of Corr'd PSD** |

**Output Power Results**

| Channel | Frequency (MHz) | Antenna 6 Meas Power (dBm) | Antenna 5 Meas Power (dBm) | Total Corr'd Power (dBm) | Power Limit (dBm) | Power Margin (dB) |
|---|---|---|---|---|---|---|
| Low | 5530 | 16.29 | 16.31 | 19.31 | 24.00 | -4.69 |
| High | 5610 | 19.61 | 19.59 | 22.61 | 24.00 | -1.39 |
| 138 | 5690 | 19.58 | 19.62 | 22.61 | 24.00 | -1.39 |

**PSD Results**

| Channel | Frequency (MHz) | Antenna 6 Meas PSD (dBm/1MHz) | Antenna 5 Meas PSD (dBm/1MHz) | Total Corr'd PSD (dBm/1MHz) | PSD Limit (dBm/1MHz) | PSD Margin (dB) |
|---|---|---|---|---|---|---|
| Low | 5530 | 0.250 | 0.367 | 3.719 | 11.00 | -7.281 |
| High | 5610 | 4.218 | 3.861 | 7.453 | 11.00 | -3.547 |
| 138 | 5690 | 3.778 | 4.109 | 7.357 | 11.00 | -3.643 |

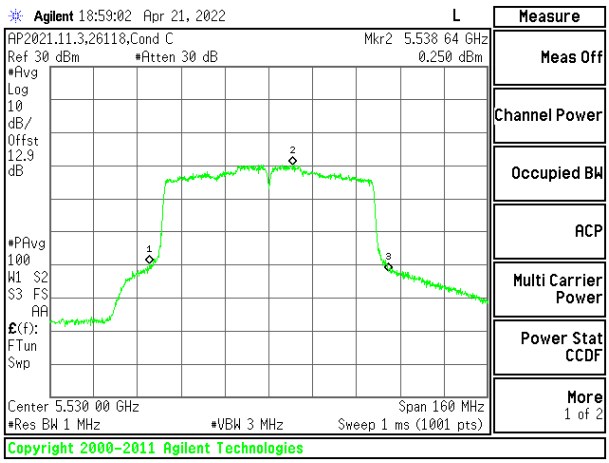


**LOW CHANNEL [ANT 6]**

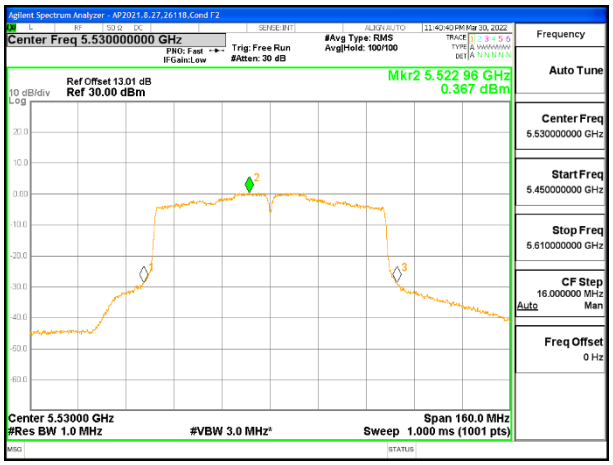


**LOW CHANNEL [ANT 5]**



UL VERIFICATION SERVICES INC.
47173 Benicia Street, Fremont, CA 94538; USA TEL:(510) 319-4000 FAX:(510) 661-0888

*This report shall not be reproduced except in full, without the written approval of UL Verification Services Inc.*

## 9.4.16. 802.11ax HE20 MODE IN THE 5.6 GHz BAND

**1TX Antenna 6 MODE (FCC) – 26 Tones, RU Index 0**

| | |
|---|---|
| **Test Engineer:** | 28161 |
| **Test Date:** | 07/02/2022 |

**Bandwidth, Antenna Gain, and Limits**

| Channel | Frequency (MHz) | Min 26 dB BW (MHz) | Directional Gain (dBi) | Power Limit (dBm) | PSD Limit (dBm/1MHz) |
|---|---|---|---|---|---|
| Low | 5500 | 20.130 | -2.70 | 24.00 | 11.00 |
| Mid | 5580 | 20.082 | -2.70 | 24.00 | 11.00 |
| High | 5700 | 20.156 | -2.70 | 24.00 | 11.00 |
| 144 | 5720 | 15.014 | -2.70 | 22.76 | 11.00 |

| | | |
|---|---|---|
| **Duty Cycle CF (dB)** | 0.00 | **Included in Calculations Corr'd PSD** |

**Output Power Results**

| Channel | Frequency (MHz) | Antenna 6 Meas Power (dBm) | Total Corr'd Power (dBm) | Power Limit (dBm) | Power Margin (dB) |
|---|---|---|---|---|---|
| Low | 5500 | 11.69 | 11.69 | 24.00 | -12.31 |
| Mid | 5580 | 11.71 | 11.71 | 24.00 | -12.29 |
| High | 5700 | 11.70 | 11.70 | 24.00 | -12.30 |
| 144 | 5720 | 11.72 | 11.72 | 22.76 | -11.04 |

**PSD Results**

| Channel | Frequency (MHz) | Antenna 6 Meas PSD (dBm/1MHz) | Total Corr'd PSD (dBm/1MHz) | PSD Limit (dBm/1MHz) | PSD Margin (dB) |
|---|---|---|---|---|---|
| Low | 5500 | 9.381 | 9.381 | 11.00 | -1.619 |
| Mid | 5580 | 10.035 | 10.035 | 11.00 | -0.965 |
| High | 5700 | 10.029 | 10.029 | 11.00 | -0.971 |
| 144 | 5720 | 10.041 | 10.041 | 11.00 | -0.959 |

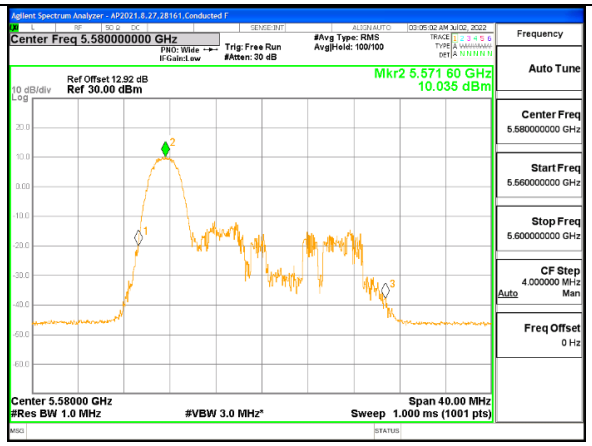


**MID CHANNEL**



UL VERIFICATION SERVICES INC.
47173 Benicia Street, Fremont, CA 94538; USA TEL:(510) 319-4000 FAX:(510) 661-0888

*This report shall not be reproduced except in full, without the written approval of UL Verification Services Inc.*

**1TX Antenna 6 MODE (FCC) – 26 Tones, RU Index 4**

| | |
|---|---|
| **Test Engineer:** | 28161 |
| **Test Date:** | 07/02/2022 |

**Bandwidth, Antenna Gain, and Limits**

| Channel | Frequency (MHz) | Min 26 dB BW (MHz) | Directional Gain (dBi) | Power Limit (dBm) | PSD Limit (dBm/1MHz) |
|---|---|---|---|---|---|
| Low | 5500 | 19.293 | -2.70 | 23.85 | 11.00 |
| Mid | 5580 | 19.446 | -2.70 | 23.89 | 11.00 |
| High | 5700 | 19.124 | -2.70 | 23.82 | 11.00 |
| 144 | 5720 | 14.717 | -2.70 | 22.68 | 11.00 |

| | | |
|---|---|---|
| **Duty Cycle CF (dB)** | 0.00 | **Included in Calculations Corr'd PSD** |

**Output Power Results**

| Channel | Frequency (MHz) | Antenna 6 Meas Power (dBm) | Total Corr'd Power (dBm) | Power Limit (dBm) | Power Margin (dB) |
|---|---|---|---|---|---|
| Low | 5500 | 11.61 | 11.61 | 23.85 | -12.24 |
| Mid | 5580 | 11.63 | 11.63 | 23.89 | -12.26 |
| High | 5700 | 11.62 | 11.62 | 23.82 | -12.20 |
| 144 | 5720 | 11.64 | 11.64 | 22.68 | -11.04 |

**PSD Results**

| Channel | Frequency (MHz) | Antenna 6 Meas PSD (dBm/1MHz) | Total Corr'd PSD (dBm/1MHz) | PSD Limit (dBm/1MHz) | PSD Margin (dB) |
|---|---|---|---|---|---|
| Low | 5500 | 8.744 | 8.744 | 11.00 | -2.256 |
| Mid | 5580 | 8.801 | 8.801 | 11.00 | -2.199 |
| High | 5700 | 9.163 | 9.163 | 11.00 | -1.837 |
| 144 | 5720 | 9.237 | 9.237 | 11.00 | -1.763 |

**MID CHANNEL**



UL VERIFICATION SERVICES INC.
47173 Benicia Street, Fremont, CA 94538; USA TEL:(510) 319-4000 FAX:(510) 661-0888

*This report shall not be reproduced except in full, without the written approval of UL Verification Services Inc.*

**1TX Antenna 6 MODE (FCC) – 26 Tones, RU Index 8**

| | |
|---|---|
| **Test Engineer:** | 28161 |
| **Test Date:** | 07/02/2022 |

**Bandwidth, Antenna Gain, and Limits**

| Channel | Frequency (MHz) | Min 26 dB BW (MHz) | Directional Gain (dBi) | Power Limit (dBm) | PSD Limit (dBm/1MHz) |
|---|---|---|---|---|---|
| Low | 5500 | 20.483 | -2.70 | 24.00 | 11.00 |
| Mid | 5580 | 20.403 | -2.70 | 24.00 | 11.00 |
| High | 5700 | 20.474 | -2.70 | 24.00 | 11.00 |
| 144 | 5720 | 15.272 | -2.70 | 22.84 | 11.00 |

| | | |
|---|---|---|
| **Duty Cycle CF (dB)** | 0.00 | **Included in Calculations Corr'd PSD** |

**Output Power Results**

| Channel | Frequency (MHz) | Antenna 6 Meas Power (dBm) | Total Corr'd Power (dBm) | Power Limit (dBm) | Power Margin (dB) |
|---|---|---|---|---|---|
| Low | 5500 | 11.63 | 11.63 | 24.00 | -12.37 |
| Mid | 5580 | 11.65 | 11.65 | 24.00 | -12.35 |
| High | 5700 | 11.64 | 11.64 | 24.00 | -12.36 |
| 144 | 5720 | 11.67 | 11.67 | 22.84 | -11.17 |

**PSD Results**

| Channel | Frequency (MHz) | Antenna 6 Meas PSD (dBm/1MHz) | Total Corr'd PSD (dBm/1MHz) | PSD Limit (dBm/1MHz) | PSD Margin (dB) |
|---|---|---|---|---|---|
| Low | 5500 | 9.523 | 9.523 | 11.00 | -1.477 |
| Mid | 5580 | 9.757 | 9.757 | 11.00 | -1.243 |
| High | 5700 | 9.881 | 9.881 | 11.00 | -1.119 |
| 144 | 5720 | 10.042 | 10.042 | 11.00 | -0.958 |

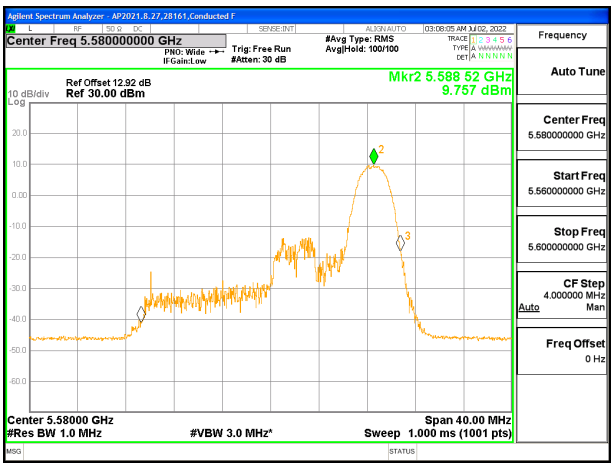


**MID CHANNEL**



UL VERIFICATION SERVICES INC.
47173 Benicia Street, Fremont, CA 94538; USA TEL:(510) 319-4000 FAX:(510) 661-0888

*This report shall not be reproduced except in full, without the written approval of UL Verification Services Inc.*

**1TX Antenna 6 MODE (FCC) – SU Mode**

| | |
|---|---|
| **Test Engineer:** | 26118 |
| **Test Date:** | 04/12/2022 |

**Bandwidth, Antenna Gain, and Limits**

| Channel | Frequency (MHz) | Min 26 dB BW (MHz) | Directional Gain (dBi) | Power Limit (dBm) | PSD Limit (dBm/1MHz) |
|---|---|---|---|---|---|
| Low | 5500 | 21.161 | -2.70 | 24.00 | 11.00 |
| Mid | 5580 | 21.095 | -2.70 | 24.00 | 11.00 |
| High | 5700 | 22.062 | -2.70 | 24.00 | 11.00 |
| 144 | 5720 | 15.425 | -2.70 | 22.88 | 11.00 |

| | | |
|---|---|---|
| **Duty Cycle CF (dB)** | 0.00 | **Included in Calculations Corr'd PSD** |

**Output Power Results**

| Channel | Frequency (MHz) | Antenna 6 Meas Power (dBm) | Total Corr'd Power (dBm) | Power Limit (dBm) | Power Margin (dB) |
|---|---|---|---|---|---|
| Low | 5500 | 18.65 | 18.65 | 24.00 | -5.35 |
| Mid | 5580 | 19.21 | 19.21 | 24.00 | -4.79 |
| High | 5700 | 16.21 | 16.21 | 24.00 | -7.79 |
| 144 | 5720 | 19.22 | 19.22 | 22.88 | -3.66 |

**PSD Results**

| Channel | Frequency (MHz) | Antenna 6 Meas PSD (dBm/1MHz) | Total Corr'd PSD (dBm/1MHz) | PSD Limit (dBm/1MHz) | PSD Margin (dB) |
|---|---|---|---|---|---|
| Low | 5500 | 8.541 | 8.541 | 11.00 | -2.459 |
| Mid | 5580 | 9.398 | 9.398 | 11.00 | -1.602 |
| High | 5700 | 6.425 | 6.425 | 11.00 | -4.575 |
| 144 | 5720 | 9.040 | 9.040 | 11.00 | -1.960 |

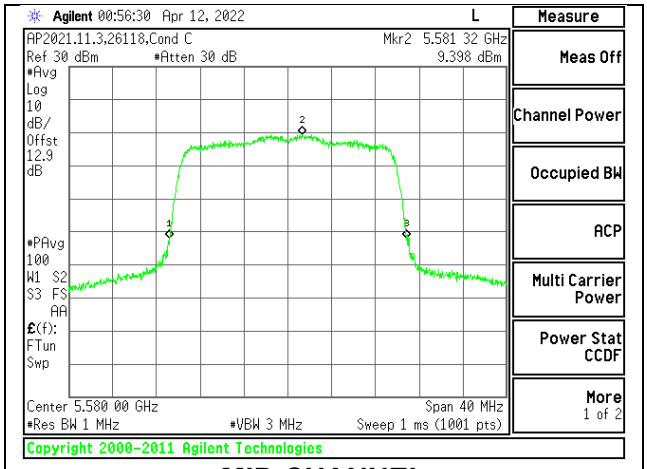


**MID CHANNEL**



UL VERIFICATION SERVICES INC.
47173 Benicia Street, Fremont, CA 94538; USA TEL:(510) 319-4000 FAX:(510) 661-0888

*This report shall not be reproduced except in full, without the written approval of UL Verification Services Inc.*

**1TX Antenna 5 MODE (FCC) – 26 Tones, RU Index 0**

| | |
|---|---|
| **Test Engineer:** | 28161 |
| **Test Date:** | 07/03/2022 |

**Bandwidth, Antenna Gain, and Limits**

| Channel | Frequency (MHz) | Min 26 dB BW (MHz) | Directional Gain (dBi) | Power Limit (dBm) | PSD Limit (dBm/1MHz) |
|---|---|---|---|---|---|
| Low | 5500 | 19.92 | -2.50 | 23.99 | 11.00 |
| Mid | 5580 | 19.94 | -2.50 | 24.00 | 11.00 |
| High | 5700 | 20.10 | -2.50 | 24.00 | 11.00 |
| 144 | 5720 | 14.98 | -2.50 | 22.76 | 11.00 |

| | | |
|---|---|---|
| **Duty Cycle CF (dB)** | 0.00 | **Included in Calculations Corr'd PSD** |

**Output Power Results**

| Channel | Frequency (MHz) | Antenna 5 Meas Power (dBm) | Total Corr'd Power (dBm) | Power Limit (dBm) | Power Margin (dB) |
|---|---|---|---|---|---|
| Low | 5500 | 11.67 | 11.67 | 23.99 | -12.32 |
| Mid | 5580 | 11.73 | 11.73 | 24.00 | -12.27 |
| High | 5700 | 11.68 | 11.68 | 24.00 | -12.32 |
| 144 | 5720 | 11.69 | 11.69 | 22.76 | -11.07 |

**PSD Results**

| Channel | Frequency (MHz) | Antenna 5 Meas PSD (dBm/1MHz) | Total Corr'd PSD (dBm/1MHz) | PSD Limit (dBm/1MHz) | PSD Margin (dB) |
|---|---|---|---|---|---|
| Low | 5500 | 9.470 | 9.470 | 11.00 | -1.530 |
| Mid | 5580 | 10.114 | 10.114 | 11.00 | -0.886 |
| High | 5700 | 9.997 | 9.997 | 11.00 | -1.003 |
| 144 | 5720 | 9.852 | 9.852 | 11.00 | -1.148 |

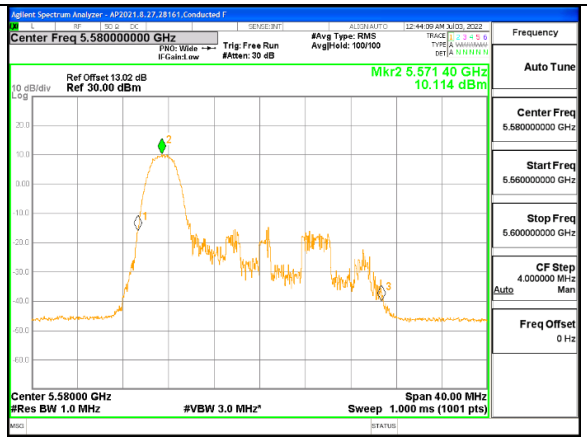


**MID CHANNEL**



UL VERIFICATION SERVICES INC.
47173 Benicia Street, Fremont, CA 94538; USA TEL:(510) 319-4000 FAX:(510) 661-0888

*This report shall not be reproduced except in full, without the written approval of UL Verification Services Inc.*

**1TX Antenna 5 MODE (FCC) – 26 Tones, RU Index 4**

| | |
|---|---|
| **Test Engineer:** | 28161 |
| **Test Date:** | 07/03/2022 |

**Bandwidth, Antenna Gain, and Limits**

| Channel | Frequency (MHz) | Min 26 dB BW (MHz) | Directional Gain (dBi) | Power Limit (dBm) | PSD Limit (dBm/1MHz) |
|---|---|---|---|---|---|
| Low | 5500 | 19.02 | -2.50 | 23.79 | 11.00 |
| Mid | 5580 | 19.44 | -2.50 | 23.89 | 11.00 |
| High | 5700 | 19.12 | -2.50 | 23.81 | 11.00 |
| 144 | 5720 | 14.46 | -2.50 | 22.60 | 11.00 |

| | | |
|---|---|---|
| **Duty Cycle CF (dB)** | 0.00 | **Included in Calculations Corr'd PSD** |

**Output Power Results**

| Channel | Frequency (MHz) | Antenna 5 Meas Power (dBm) | Total Corr'd Power (dBm) | Power Limit (dBm) | Power Margin (dB) |
|---|---|---|---|---|---|
| Low | 5500 | 11.61 | 11.61 | 23.79 | -12.18 |
| Mid | 5580 | 11.64 | 11.64 | 23.89 | -12.25 |
| High | 5700 | 11.63 | 11.63 | 23.81 | -12.18 |
| 144 | 5720 | 11.60 | 11.60 | 22.60 | -11.00 |

**PSD Results**

| Channel | Frequency (MHz) | Antenna 5 Meas PSD (dBm/1MHz) | Total Corr'd PSD (dBm/1MHz) | PSD Limit (dBm/1MHz) | PSD Margin (dB) |
|---|---|---|---|---|---|
| Low | 5500 | 8.742 | 8.742 | 11.00 | -2.258 |
| Mid | 5580 | 8.956 | 8.956 | 11.00 | -2.044 |
| High | 5700 | 9.340 | 9.340 | 11.00 | -1.660 |
| 144 | 5720 | 9.048 | 9.048 | 11.00 | -1.952 |

**MID CHANNEL**



UL VERIFICATION SERVICES INC.
47173 Benicia Street, Fremont, CA 94538; USA TEL:(510) 319-4000 FAX:(510) 661-0888

*This report shall not be reproduced except in full, without the written approval of UL Verification Services Inc.*

**1TX Antenna 5 MODE (FCC) – 26 Tones, RU Index 8**

| | |
|---|---|
| **Test Engineer:** | 28161 |
| **Test Date:** | 07/03/2022 |

**Bandwidth, Antenna Gain, and Limits**

| Channel | Frequency (MHz) | Min 26 dB BW (MHz) | Directional Gain (dBi) | Power Limit (dBm) | PSD Limit (dBm/1MHz) |
|---|---|---|---|---|---|
| Low | 5500 | 20.43 | -2.50 | 24.00 | 11.00 |
| Mid | 5580 | 20.68 | -2.50 | 24.00 | 11.00 |
| High | 5700 | 20.29 | -2.50 | 24.00 | 11.00 |
| 144 | 5720 | 15.26 | -2.50 | 22.83 | 11.00 |

| | | |
|---|---|---|
| **Duty Cycle CF (dB)** | 0.00 | **Included in Calculations Corr'd PSD** |

**Output Power Results**

| Channel | Frequency (MHz) | Antenna 5 Meas Power (dBm) | Total Corr'd Power (dBm) | Power Limit (dBm) | Power Margin (dB) |
|---|---|---|---|---|---|
| Low | 5500 | 11.65 | 11.65 | 24.00 | -12.35 |
| Mid | 5580 | 11.71 | 11.71 | 24.00 | -12.29 |
| High | 5700 | 11.69 | 11.69 | 24.00 | -12.31 |
| 144 | 5720 | 11.68 | 11.68 | 22.83 | -11.15 |

**PSD Results**

| Channel | Frequency (MHz) | Antenna 5 Meas PSD (dBm/1MHz) | Total Corr'd PSD (dBm/1MHz) | PSD Limit (dBm/1MHz) | PSD Margin (dB) |
|---|---|---|---|---|---|
| Low | 5500 | 9.781 | 9.781 | 11.00 | -1.219 |
| Mid | 5580 | 10.059 | 10.059 | 11.00 | -0.941 |
| High | 5700 | 10.113 | 10.113 | 11.00 | -0.887 |
| 144 | 5720 | 10.098 | 10.098 | 11.00 | -0.902 |

**MID CHANNEL**



UL VERIFICATION SERVICES INC.
47173 Benicia Street, Fremont, CA 94538; USA TEL:(510) 319-4000 FAX:(510) 661-0888

*This report shall not be reproduced except in full, without the written approval of UL Verification Services Inc.*

**1TX Antenna 5 MODE (FCC) – SU Mode**

| | |
|---|---|
| **Test Engineer:** | 26118 |
| **Test Date:** | 03/29/2022 |

**Bandwidth, Antenna Gain, and Limits**

| Channel | Frequency (MHz) | Min 26 dB BW (MHz) | Directional Gain (dBi) | Power Limit (dBm) | PSD Limit (dBm/1MHz) |
|---|---|---|---|---|---|
| Low | 5500 | 21.32 | -2.50 | 24.00 | 11.00 |
| Mid | 5580 | 20.74 | -2.50 | 24.00 | 11.00 |
| High | 5700 | 22.57 | -2.50 | 24.00 | 11.00 |
| 144 | 5720 | 15.44 | -2.50 | 22.89 | 11.00 |

| | | |
|---|---|---|
| **Duty Cycle CF (dB)** | 0.00 | **Included in Calculations Corr'd PSD** |

**Output Power Results**

| Channel | Frequency (MHz) | Antenna 5 Meas Power (dBm) | Total Corr'd Power (dBm) | Power Limit (dBm) | Power Margin (dB) |
|---|---|---|---|---|---|
| Low | 5500 | 18.66 | 18.66 | 24.00 | -5.34 |
| Mid | 5580 | 19.19 | 19.19 | 24.00 | -4.81 |
| High | 5700 | 16.17 | 16.17 | 24.00 | -7.83 |
| 144 | 5720 | 19.21 | 19.21 | 22.89 | -3.68 |

**PSD Results**

| Channel | Frequency (MHz) | Antenna 5 Meas PSD (dBm/1MHz) | Total Corr'd PSD (dBm/1MHz) | PSD Limit (dBm/1MHz) | PSD Margin (dB) |
|---|---|---|---|---|---|
| Low | 5500 | 8.680 | 8.680 | 11.00 | -2.320 |
| Mid | 5580 | 8.927 | 8.927 | 11.00 | -2.073 |
| High | 5700 | 6.016 | 6.016 | 11.00 | -4.984 |
| 144 | 5720 | 9.062 | 9.062 | 11.00 | -1.938 |

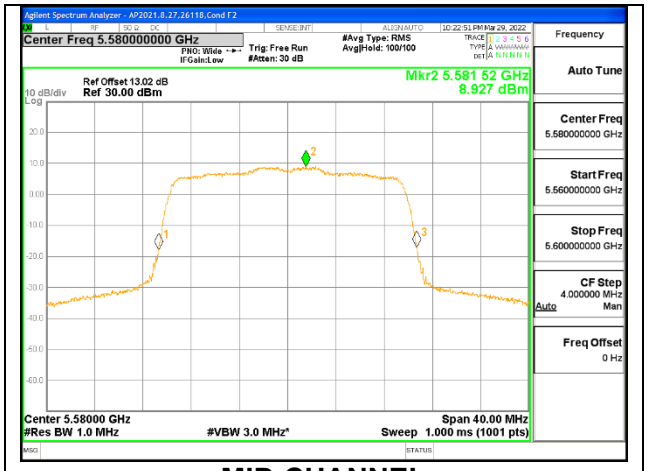


**MID CHANNEL**



UL VERIFICATION SERVICES INC.
47173 Benicia Street, Fremont, CA 94538; USA TEL:(510) 319-4000 FAX:(510) 661-0888

*This report shall not be reproduced except in full, without the written approval of UL Verification Services Inc.*

**2TX Antenna 6 + Antenna 5 OFDMA MODE (FCC) – 26 Tones, RU Index 0**

| | |
|---|---|
| **Test Engineer:** | 26118 |
| **Test Date:** | 04/22/2022,04/01/2022 |

**Bandwidth, Antenna Gain, and Limits**

| Channel | Frequency (MHz) | Min 26 dB BW (MHz) | Directional Gain for Power (dBi) | Directional Gain for PSD (dBi) | Power Limit (dBm) | PSD Limit (dBm/1MHz) |
|---|---|---|---|---|---|---|
| Low | 5500 | 19.67 | -2.60 | 0.41 | 23.94 | 11.00 |
| Mid | 5580 | 19.69 | -2.60 | 0.41 | 23.94 | 11.00 |
| High | 5700 | 19.66 | -2.60 | 0.41 | 23.94 | 11.00 |
| 144 | 5720 | 14.81 | -2.60 | 0.41 | 22.70 | 11.00 |

| | | |
|---|---|---|
| **Duty Cycle CF (dB)** | 0.00 | **Included in Calculations of Corr'd PSD** |

**Output Power Results**

| Channel | Frequency (MHz) | Antenna 6 Meas Power (dBm) | Antenna 5 Meas Power (dBm) | Total Corr'd Power (dBm) | Power Limit (dBm) | Power Margin (dB) |
|---|---|---|---|---|---|---|
| Low | 5500 | 8.71 | 8.69 | 11.71 | 23.94 | -12.23 |
| Mid | 5580 | 8.72 | 8.70 | 11.72 | 23.94 | -12.22 |
| High | 5700 | 8.65 | 8.62 | 11.65 | 23.94 | -12.29 |
| 144 | 5720 | 8.64 | 8.60 | 11.63 | 22.70 | -11.07 |

**PSD Results**

| Channel | Frequency (MHz) | Antenna 6 Meas PSD (dBm/1MHz) | Antenna 5 Meas PSD (dBm/1MHz) | Total Corr'd PSD (dBm/1MHz) | PSD Limit (dBm/1MHz) | PSD Margin (dB) |
|---|---|---|---|---|---|---|
| Low | 5500 | 6.552 | 6.404 | 9.489 | 11.00 | -1.511 |
| Mid | 5580 | 6.850 | 6.678 | 9.775 | 11.00 | -1.225 |
| High | 5700 | 6.649 | 6.267 | 9.472 | 11.00 | -1.528 |
| 144 | 5720 | 6.592 | 6.438 | 9.526 | 11.00 | -1.474 |

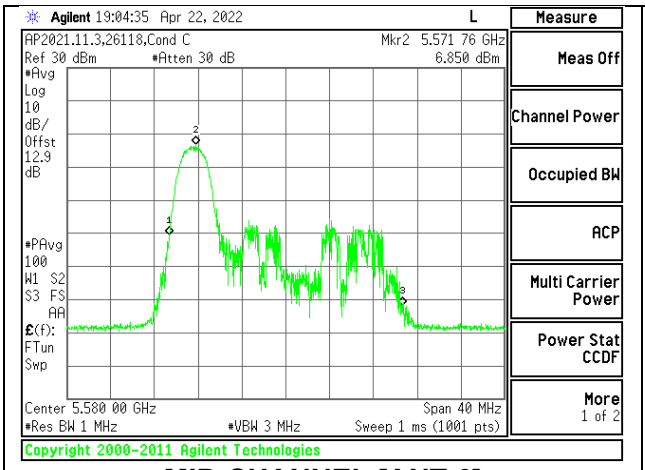


**MID CHANNEL [ANT 6]**

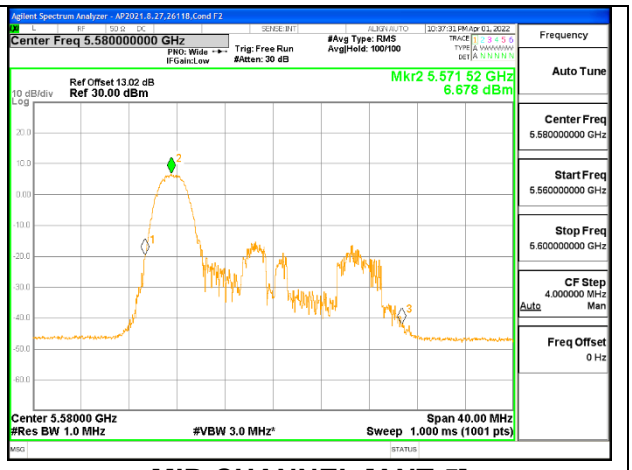


**MID CHANNEL [ANT 5]**



UL VERIFICATION SERVICES INC.
47173 Benicia Street, Fremont, CA 94538; USA TEL:(510) 319-4000 FAX:(510) 661-0888

*This report shall not be reproduced except in full, without the written approval of UL Verification Services Inc.*

**2TX Antenna 6 + Antenna 5 OFDMA MODE (FCC) – 26 Tones, RU Index 4**

| | |
|---|---|
| **Test Engineer:** | 26118 |
| **Test Date:** | 04/22/2022,04/01/2022 |

**Bandwidth, Antenna Gain, and Limits**

| Channel | Frequency (MHz) | Min 26 dB BW (MHz) | Directional Gain for Power (dBi) | Directional Gain for PSD (dBi) | Power Limit (dBm) | PSD Limit (dBm/1MHz) |
|---|---|---|---|---|---|---|
| Low | 5500 | 18.17 | -2.60 | 0.41 | 23.59 | 11.00 |
| Mid | 5580 | 18.21 | -2.60 | 0.41 | 23.60 | 11.00 |
| High | 5700 | 18.22 | -2.60 | 0.41 | 23.61 | 11.00 |
| 144 | 5720 | 14.09 | -2.60 | 0.41 | 22.49 | 11.00 |

| | | |
|---|---|---|
| **Duty Cycle CF (dB)** | 0.00 | **Included in Calculations of Corr'd PSD** |

**Output Power Results**

| Channel | Frequency (MHz) | Antenna 6 Meas Power (dBm) | Antenna 5 Meas Power (dBm) | Total Corr'd Power (dBm) | Power Limit (dBm) | Power Margin (dB) |
|---|---|---|---|---|---|---|
| Low | 5500 | 8.62 | 8.65 | 11.65 | 23.59 | -11.95 |
| Mid | 5580 | 8.69 | 8.68 | 11.70 | 23.60 | -11.91 |
| High | 5700 | 8.61 | 8.62 | 11.63 | 23.61 | -11.98 |
| 144 | 5720 | 8.73 | 8.71 | 11.73 | 22.49 | -10.76 |

**PSD Results**

| Channel | Frequency (MHz) | Antenna 6 Meas PSD (dBm/1MHz) | Antenna 5 Meas PSD (dBm/1MHz) | Total Corr'd PSD (dBm/1MHz) | PSD Limit (dBm/1MHz) | PSD Margin (dB) |
|---|---|---|---|---|---|---|
| Low | 5500 | 5.299 | 5.541 | 8.432 | 11.00 | -2.568 |
| Mid | 5580 | 5.626 | 5.538 | 8.593 | 11.00 | -2.407 |
| High | 5700 | 5.368 | 5.344 | 8.366 | 11.00 | -2.634 |
| 144 | 5.677 | 6.728 | 6.438 | 9.596 | 11.00 | -1.404 |

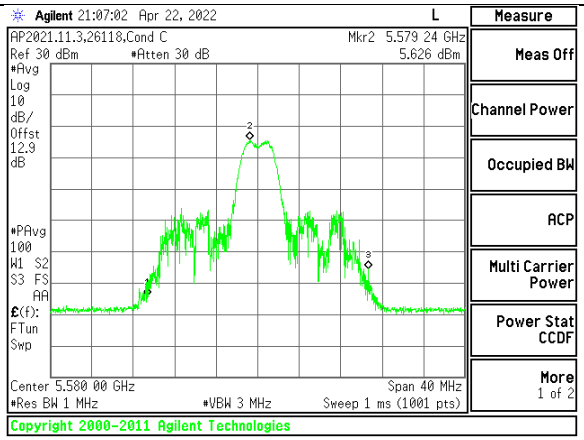


**MID CHANNEL [ANT 6]**

**MID CHANNEL [ANT 5]**



UL VERIFICATION SERVICES INC.
47173 Benicia Street, Fremont, CA 94538; USA TEL:(510) 319-4000 FAX:(510) 661-0888

*This report shall not be reproduced except in full, without the written approval of UL Verification Services Inc.*

**2TX Antenna 6 + Antenna 5 OFDMA MODE (FCC) – 26 Tones, RU Index 8**

| | |
|---|---|
| **Test Engineer:** | 26118 |
| **Test Date:** | 04/22/2022,04/01/2022 |

**Bandwidth, Antenna Gain, and Limits**

| Channel | Frequency (MHz) | Min 26 dB BW (MHz) | Directional Gain for Power (dBi) | Directional Gain for PSD (dBi) | Power Limit (dBm) | PSD Limit (dBm/1MHz) |
|---|---|---|---|---|---|---|
| Low | 5500 | 19.87 | -2.60 | 0.41 | 23.98 | 11.00 |
| Mid | 5580 | 19.80 | -2.60 | 0.41 | 23.97 | 11.00 |
| High | 5700 | 19.66 | -2.60 | 0.41 | 23.94 | 11.00 |
| 144 | 5720 | 14.83 | -2.60 | 0.41 | 22.71 | 11.00 |

| | | |
|---|---|---|
| **Duty Cycle CF (dB)** | 0.00 | **Included in Calculations of Corr'd PSD** |

**Output Power Results**

| Channel | Frequency (MHz) | Antenna 6 Meas Power (dBm) | Antenna 5 Meas Power (dBm) | Total Corr'd Power (dBm) | Power Limit (dBm) | Power Margin (dB) |
|---|---|---|---|---|---|---|
| Low | 5500 | 8.61 | 8.63 | 11.63 | 23.98 | -12.35 |
| Mid | 5580 | 8.60 | 8.61 | 11.62 | 23.97 | -12.35 |
| High | 5700 | 8.65 | 8.63 | 11.65 | 23.94 | -12.29 |
| 144 | 5720 | 8.68 | 8.67 | 11.69 | 22.71 | -11.03 |

**PSD Results**

| Channel | Frequency (MHz) | Antenna 6 Meas PSD (dBm/1MHz) | Antenna 5 Meas PSD (dBm/1MHz) | Total Corr'd PSD (dBm/1MHz) | PSD Limit (dBm/1MHz) | PSD Margin (dB) |
|---|---|---|---|---|---|---|
| Low | 5500 | 6.420 | 6.598 | 9.520 | 11.00 | -1.480 |
| Mid | 5580 | 6.366 | 6.415 | 9.401 | 11.00 | -1.599 |
| High | 5700 | 6.614 | 6.389 | 9.513 | 11.00 | -1.487 |
| 144 | 5720 | 6.728 | 6.448 | 9.601 | 11.00 | -1.399 |

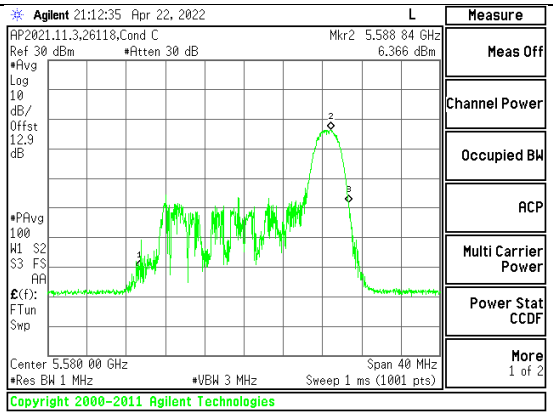


**MID CHANNEL [ANT 6]**

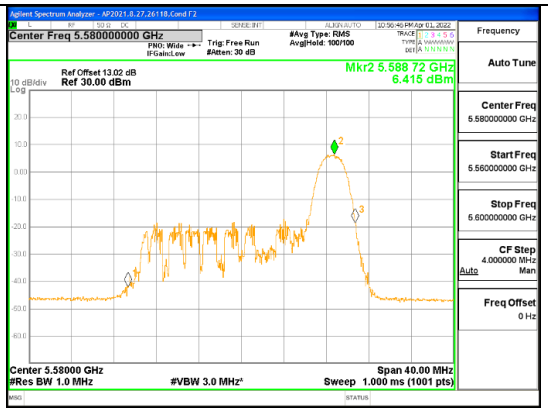


**MID CHANNEL [ANT 5]**



UL VERIFICATION SERVICES INC.
47173 Benicia Street, Fremont, CA 94538; USA TEL:(510) 319-4000 FAX:(510) 661-0888

*This report shall not be reproduced except in full, without the written approval of UL Verification Services Inc.*

**2TX Antenna 6 + Antenna 5 OFDMA MODE (FCC) – SU Mode**

| | |
|---|---|
| **Test Engineer:** | 26118 |
| **Test Date:** | 04/21/2022,03/31/2022 |

**Bandwidth, Antenna Gain, and Limits**

| Channel | Frequency (MHz) | Min 26 dB BW (MHz) | Directional Gain for Power (dBi) | Directional Gain for PSD (dBi) | Power Limit (dBm) | PSD Limit (dBm/1MHz) |
|---|---|---|---|---|---|---|
| Low | 5500 | 21.53 | -2.60 | 0.41 | 24.00 | 11.00 |
| Mid | 5580 | 20.85 | -2.60 | 0.41 | 24.00 | 11.00 |
| High | 5700 | 20.85 | -2.60 | 0.41 | 24.00 | 11.00 |
| 144 | 5720 | 15.37 | -2.60 | 0.41 | 22.87 | 11.00 |

| | | |
|---|---|---|
| **Duty Cycle CF (dB)** | 0.00 | **Included in Calculations of Corr'd PSD** |

**Output Power Results**

| Channel | Frequency (MHz) | Antenna 6 Meas Power (dBm) | Antenna 5 Meas Power (dBm) | Total Corr'd Power (dBm) | Power Limit (dBm) | Power Margin (dB) |
|---|---|---|---|---|---|---|
| Low | 5500 | 16.41 | 16.38 | 19.41 | 24.00 | -4.59 |
| Mid | 5580 | 16.39 | 16.31 | 19.36 | 24.00 | -4.64 |
| High | 5700 | 15.75 | 15.70 | 18.74 | 24.00 | -5.26 |
| 144 | 5720 | 16.41 | 16.41 | 19.42 | 22.87 | -3.45 |

**PSD Results**

| Channel | Frequency (MHz) | Antenna 6 Meas PSD (dBm/1MHz) | Antenna 5 Meas PSD (dBm/1MHz) | Total Corr'd PSD (dBm/1MHz) | PSD Limit (dBm/1MHz) | PSD Margin (dB) |
|---|---|---|---|---|---|---|
| Low | 5500 | 6.601 | 6.278 | 9.453 | 11.00 | -1.547 |
| Mid | 5580 | 6.377 | 6.019 | 9.212 | 11.00 | -1.788 |
| High | 5700 | 5.910 | 5.631 | 8.783 | 11.00 | -2.217 |
| 144 | 5720 | 6.463 | 6.434 | 9.459 | 11.00 | -1.541 |

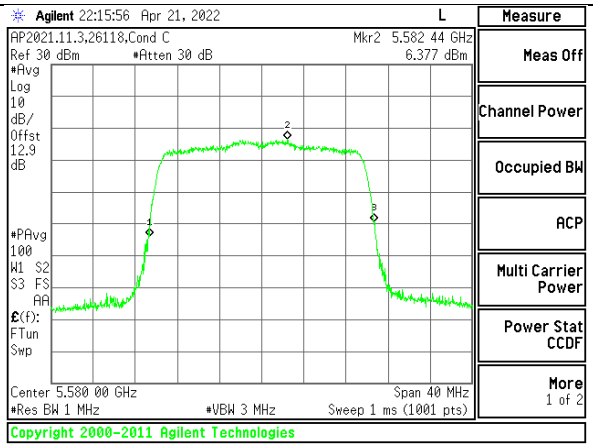


**MID CHANNEL [ANT 6]**

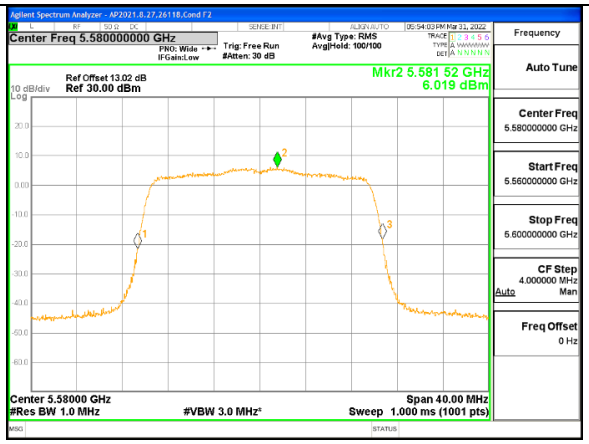


**MID CHANNEL [ANT 5]**



UL VERIFICATION SERVICES INC.
47173 Benicia Street, Fremont, CA 94538; USA TEL:(510) 319-4000 FAX:(510) 661-0888

*This report shall not be reproduced except in full, without the written approval of UL Verification Services Inc.*

## 9.4.17. 802.11ax HE40 MODE IN THE 5.6 GHz BAND

**1TX Antenna 6 MODE (FCC) – 26 Tones, RU Index 0**

| | |
|---|---|
| **Test Engineer:** | 27700 |
| **Test Date:** | 07/03/2022 |

**Bandwidth, Antenna Gain, and Limits**

| Channel | Frequency (MHz) | Min 26 dB BW (MHz) | Directional Gain (dBi) | Power Limit (dBm) | PSD Limit (dBm/1MHz) |
|---|---|---|---|---|---|
| Low | 5510 | 21.16 | -2.70 | 24.00 | 11.00 |
| Mid | 5550 | 20.83 | -2.70 | 24.00 | 11.00 |
| High | 5670 | 21.26 | -2.70 | 24.00 | 11.00 |
| 142 | 5710 | 21.65 | -2.70 | 24.00 | 11.00 |

| | | |
|---|---|---|
| **Duty Cycle CF (dB)** | 0.00 | **Included in Calculations Corr'd PSD** |

**Output Power Results**

| Channel | Frequency (MHz) | Antenna 6 Meas Power (dBm) | Total Corr'd Power (dBm) | Power Limit (dBm) | Power Margin (dB) |
|---|---|---|---|---|---|
| Low | 5510 | 10.68 | 10.68 | 24.00 | -13.32 |
| Mid | 5550 | 10.70 | 10.70 | 24.00 | -13.30 |
| High | 5670 | 10.72 | 10.72 | 24.00 | -13.28 |
| 142 | 5710 | 10.69 | 10.69 | 24.00 | -13.31 |

**PSD Results**

| Channel | Frequency (MHz) | Antenna 6 Meas PSD (dBm/1MHz) | Total Corr'd PSD (dBm/1MHz) | PSD Limit (dBm/1MHz) | PSD Margin (dB) |
|---|---|---|---|---|---|
| Low | 5510 | 7.641 | 7.641 | 11.00 | -3.359 |
| Mid | 5550 | 8.239 | 8.239 | 11.00 | -2.761 |
| High | 5670 | 8.406 | 8.406 | 11.00 | -2.594 |
| 142 | 5710 | 8.020 | 8.020 | 11.00 | -2.980 |

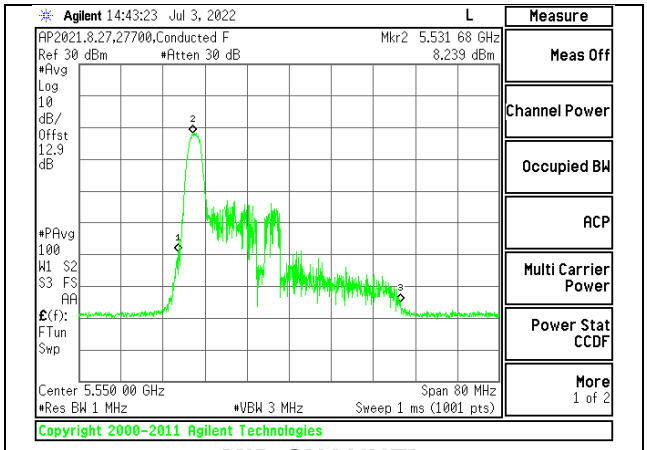


**MID CHANNEL**



UL VERIFICATION SERVICES INC.
47173 Benicia Street, Fremont, CA 94538; USA TEL:(510) 319-4000 FAX:(510) 661-0888

*This report shall not be reproduced except in full, without the written approval of UL Verification Services Inc.*

**1TX Antenna 6 MODE (FCC) – 26 Tones, RU Index 8**

| | |
|---|---|
| **Test Engineer:** | 27700 |
| **Test Date:** | 07/03/2022 |

**Bandwidth, Antenna Gain, and Limits**

| Channel | Frequency (MHz) | Min 26 dB BW (MHz) | Directional Gain (dBi) | Power Limit (dBm) | PSD Limit (dBm/1MHz) |
|---|---|---|---|---|---|
| Low | 5510 | 26.16 | -2.70 | 24.00 | 11.00 |
| Mid | 5550 | 23.52 | -2.70 | 24.00 | 11.00 |
| High | 5670 | 26.42 | -2.70 | 24.00 | 11.00 |
| 142 | 5710 | 24.32 | -2.70 | 24.00 | 11.00 |

| | | |
|---|---|---|
| **Duty Cycle CF (dB)** | 0.00 | **Included in Calculations Corr'd PSD** |

**Output Power Results**

| Channel | Frequency (MHz) | Antenna 6 Meas Power (dBm) | Total Corr'd Power (dBm) | Power Limit (dBm) | Power Margin (dB) |
|---|---|---|---|---|---|
| Low | 5510 | 10.71 | 10.71 | 24.00 | -13.29 |
| Mid | 5550 | 10.65 | 10.65 | 24.00 | -13.35 |
| High | 5670 | 10.68 | 10.68 | 24.00 | -13.32 |
| 142 | 5710 | 10.61 | 10.61 | 24.00 | -13.39 |

**PSD Results**

| Channel | Frequency (MHz) | Antenna 6 Meas PSD (dBm/1MHz) | Total Corr'd PSD (dBm/1MHz) | PSD Limit (dBm/1MHz) | PSD Margin (dB) |
|---|---|---|---|---|---|
| Low | 5510 | 9.292 | 9.292 | 11.00 | -1.708 |
| Mid | 5550 | 8.559 | 8.559 | 11.00 | -2.441 |
| High | 5670 | 8.966 | 8.966 | 11.00 | -2.034 |
| 142 | 5710 | 8.165 | 8.165 | 11.00 | -2.835 |

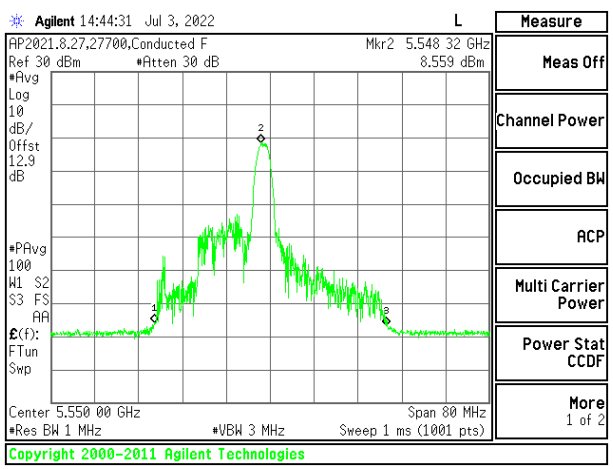


**MID CHANNEL**



UL VERIFICATION SERVICES INC.
47173 Benicia Street, Fremont, CA 94538; USA TEL:(510) 319-4000 FAX:(510) 661-0888

*This report shall not be reproduced except in full, without the written approval of UL Verification Services Inc.*

**1TX Antenna 6 MODE (FCC) – 26 Tones, RU Index 17**

| | |
|---|---|
| **Test Engineer:** | 27700 |
| **Test Date:** | 07/03/2022 |

**Bandwidth, Antenna Gain, and Limits**

| Channel | Frequency (MHz) | Min 26 dB BW (MHz) | Directional Gain (dBi) | Power Limit (dBm) | PSD Limit (dBm/1MHz) |
|---|---|---|---|---|---|
| Low | 5510 | 20.93 | -2.70 | 24.00 | 11.00 |
| Mid | 5550 | 21.31 | -2.70 | 24.00 | 11.00 |
| High | 5670 | 21.07 | -2.70 | 24.00 | 11.00 |
| 142 | 5710 | 20.81 | -2.70 | 24.00 | 11.00 |

| | | |
|---|---|---|
| **Duty Cycle CF (dB)** | 0.00 | **Included in Calculations Corr'd PSD** |

**Output Power Results**

| Channel | Frequency (MHz) | Antenna 6 Meas Power (dBm) | Total Corr'd Power (dBm) | Power Limit (dBm) | Power Margin (dB) |
|---|---|---|---|---|---|
| Low | 5510 | 10.58 | 10.58 | 24.00 | -13.42 |
| Mid | 5550 | 10.65 | 10.65 | 24.00 | -13.35 |
| High | 5670 | 10.61 | 10.61 | 24.00 | -13.39 |
| 142 | 5710 | 10.60 | 10.60 | 24.00 | -13.40 |

**PSD Results**

| Channel | Frequency (MHz) | Antenna 6 Meas PSD (dBm/1MHz) | Total Corr'd PSD (dBm/1MHz) | PSD Limit (dBm/1MHz) | PSD Margin (dB) |
|---|---|---|---|---|---|
| Low | 5510 | 8.084 | 8.084 | 11.00 | -2.916 |
| Mid | 5550 | 8.974 | 8.974 | 11.00 | -2.026 |
| High | 5670 | 8.507 | 8.507 | 11.00 | -2.493 |
| 142 | 5710 | 8.464 | 8.464 | 11.00 | -2.536 |

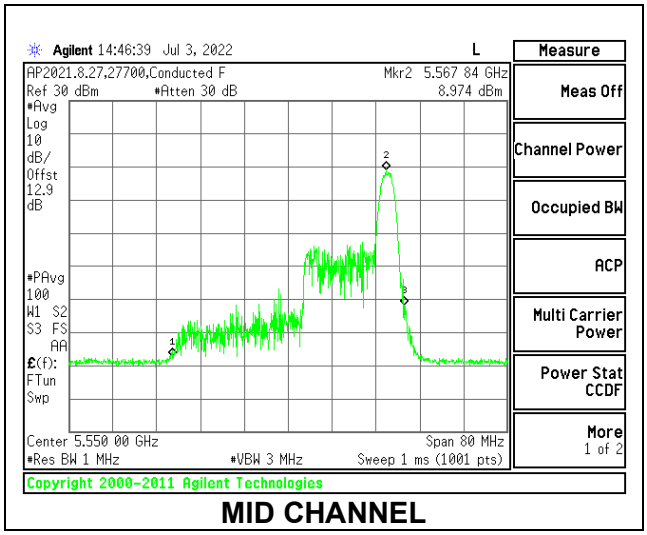


**MID CHANNEL**



UL VERIFICATION SERVICES INC.
47173 Benicia Street, Fremont, CA 94538; USA TEL:(510) 319-4000 FAX:(510) 661-0888

*This report shall not be reproduced except in full, without the written approval of UL Verification Services Inc.*

**1TX Antenna 6 MODE (FCC) – SU Mode**

| | |
|---|---|
| **Test Engineer:** | 28493 |
| **Test Date:** | 07/05/2022 |

**Bandwidth, Antenna Gain, and Limits**

| Channel | Frequency (MHz) | Min 26 dB BW (MHz) | Directional Gain (dBi) | Power Limit (dBm) | PSD Limit (dBm/1MHz) |
|---|---|---|---|---|---|
| Low | 5510 | 41.896 | -2.70 | 24.00 | 11.00 |
| Mid | 5550 | 41.233 | -2.70 | 24.00 | 11.00 |
| High | 5670 | 42.200 | -2.70 | 24.00 | 11.00 |
| 142 | 5710 | 40.617 | -2.70 | 24.00 | 11.00 |

| | | |
|---|---|---|
| **Duty Cycle CF (dB)** | 0.13 | **Included in Calculations Corr'd PSD** |

**Output Power Results**

| Channel | Frequency (MHz) | Antenna 6 Meas Power (dBm) | Total Corr'd Power (dBm) | Power Limit (dBm) | Power Margin (dB) |
|---|---|---|---|---|---|
| Low | 5510 | 15.72 | 15.72 | 24.00 | -8.28 |
| Mid | 5550 | 20.11 | 20.11 | 24.00 | -3.89 |
| High | 5670 | 18.62 | 18.62 | 24.00 | -5.38 |
| 142 | 5710 | 20.21 | 20.21 | 24.00 | -3.79 |

**PSD Results**

| Channel | Frequency (MHz) | Antenna 6 Meas PSD (dBm/1MHz) | Total Corr'd PSD (dBm/1MHz) | PSD Limit (dBm/1MHz) | PSD Margin (dB) |
|---|---|---|---|---|---|
| Low | 5510 | 1.685 | 1.815 | 11.00 | -9.185 |
| Mid | 5550 | 5.859 | 5.989 | 11.00 | -5.011 |
| High | 5670 | 4.742 | 4.872 | 11.00 | -6.128 |
| 142 | 5710 | 7.288 | 7.418 | 11.00 | -3.582 |

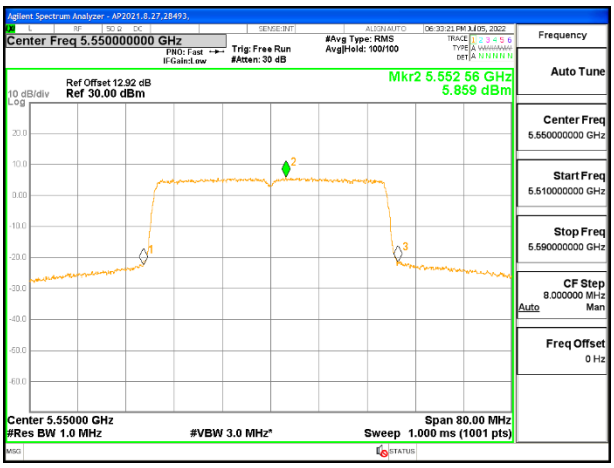


**MID CHANNEL**



UL VERIFICATION SERVICES INC.
47173 Benicia Street, Fremont, CA 94538; USA TEL:(510) 319-4000 FAX:(510) 661-0888

*This report shall not be reproduced except in full, without the written approval of UL Verification Services Inc.*

**1TX Antenna 5 MODE (FCC) – 26 Tones, RU Index 0**

| | |
|---|---|
| **Test Engineer:** | 27700 |
| **Test Date:** | 07/03/2022 |

**Bandwidth, Antenna Gain, and Limits**

| Channel | Frequency (MHz) | Min 26 dB BW (MHz) | Directional Gain (dBi) | Power Limit (dBm) | PSD Limit (dBm/1MHz) |
|---|---|---|---|---|---|
| Low | 5510 | 21.53 | -2.50 | 24.00 | 11.00 |
| Mid | 5550 | 20.45 | -2.50 | 24.00 | 11.00 |
| High | 5670 | 21.09 | -2.50 | 24.00 | 11.00 |
| 142 | 5710 | 21.03 | -2.50 | 24.00 | 11.00 |

| | | |
|---|---|---|
| **Duty Cycle CF (dB)** | 0.00 | **Included in Calculations Corr'd PSD** |

**Output Power Results**

| Channel | Frequency (MHz) | Antenna 5 Meas Power (dBm) | Total Corr'd Power (dBm) | Power Limit (dBm) | Power Margin (dB) |
|---|---|---|---|---|---|
| Low | 5510 | 10.69 | 10.69 | 24.00 | -13.31 |
| Mid | 5550 | 10.72 | 10.72 | 24.00 | -13.28 |
| High | 5670 | 10.74 | 10.74 | 24.00 | -13.26 |
| 142 | 5710 | 10.70 | 10.70 | 24.00 | -13.30 |

**PSD Results**

| Channel | Frequency (MHz) | Antenna 5 Meas PSD (dBm/1MHz) | Total Corr'd PSD (dBm/1MHz) | PSD Limit (dBm/1MHz) | PSD Margin (dB) |
|---|---|---|---|---|---|
| Low | 5510 | 7.800 | 7.800 | 11.00 | -3.200 |
| Mid | 5550 | 8.551 | 8.551 | 11.00 | -2.449 |
| High | 5670 | 8.859 | 8.859 | 11.00 | -2.141 |
| 142 | 5710 | 8.176 | 8.176 | 11.00 | -2.824 |

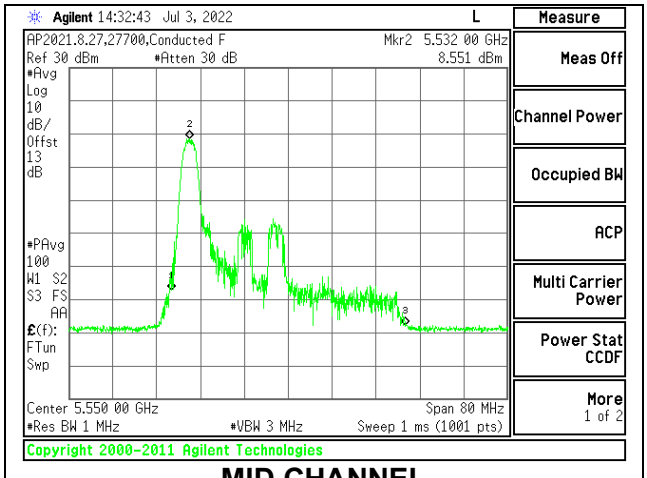


**MID CHANNEL**



UL VERIFICATION SERVICES INC.
47173 Benicia Street, Fremont, CA 94538; USA TEL:(510) 319-4000 FAX:(510) 661-0888

*This report shall not be reproduced except in full, without the written approval of UL Verification Services Inc.*

**1TX Antenna 5 MODE (FCC) – 26 Tones, RU Index 8**

| | |
|---|---|
| **Test Engineer:** | 27700 |
| **Test Date:** | 07/03/2022 |

**Bandwidth, Antenna Gain, and Limits**

| Channel | Frequency (MHz) | Min 26 dB BW (MHz) | Directional Gain (dBi) | Power Limit (dBm) | PSD Limit (dBm/1MHz) |
|---|---|---|---|---|---|
| Low | 5510 | 23.28 | -2.50 | 24.00 | 11.00 |
| Mid | 5550 | 22.47 | -2.50 | 24.00 | 11.00 |
| High | 5670 | 24.18 | -2.50 | 24.00 | 11.00 |
| 142 | 5710 | 23.45 | -2.50 | 24.00 | 11.00 |

| | | |
|---|---|---|
| **Duty Cycle CF (dB)** | 0.00 | **Included in Calculations Corr'd PSD** |

**Output Power Results**

| Channel | Frequency (MHz) | Antenna 5 Meas Power (dBm) | Total Corr'd Power (dBm) | Power Limit (dBm) | Power Margin (dB) |
|---|---|---|---|---|---|
| Low | 5510 | 10.70 | 10.70 | 24.00 | -13.30 |
| Mid | 5550 | 10.66 | 10.66 | 24.00 | -13.34 |
| High | 5670 | 10.67 | 10.67 | 24.00 | -13.33 |
| 142 | 5710 | 10.62 | 10.62 | 24.00 | -13.38 |

**PSD Results**

| Channel | Frequency (MHz) | Antenna 5 Meas PSD (dBm/1MHz) | Total Corr'd PSD (dBm/1MHz) | PSD Limit (dBm/1MHz) | PSD Margin (dB) |
|---|---|---|---|---|---|
| Low | 5510 | 9.159 | 9.159 | 11.00 | -1.841 |
| Mid | 5550 | 8.638 | 8.638 | 11.00 | -2.362 |
| High | 5670 | 8.819 | 8.819 | 11.00 | -2.181 |
| 142 | 5710 | 8.232 | 8.232 | 11.00 | -2.768 |

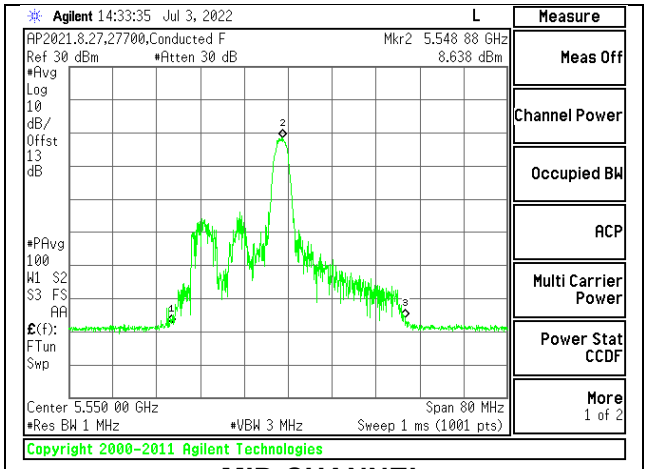


**MID CHANNEL**



UL VERIFICATION SERVICES INC.
47173 Benicia Street, Fremont, CA 94538; USA TEL:(510) 319-4000 FAX:(510) 661-0888

*This report shall not be reproduced except in full, without the written approval of UL Verification Services Inc.*

**1TX Antenna 5 MODE (FCC) – 26 Tones, RU Index 17**

| | |
|---|---|
| **Test Engineer:** | 27700 |
| **Test Date:** | 07/03/2022 |

**Bandwidth, Antenna Gain, and Limits**

| Channel | Frequency (MHz) | Min 26 dB BW (MHz) | Directional Gain (dBi) | Power Limit (dBm) | PSD Limit (dBm/1MHz) |
|---|---|---|---|---|---|
| Low | 5510 | 20.97 | -2.50 | 24.00 | 11.00 |
| Mid | 5550 | 20.55 | -2.50 | 24.00 | 11.00 |
| High | 5670 | 20.39 | -2.50 | 24.00 | 11.00 |
| 142 | 5710 | 20.58 | -2.50 | 24.00 | 11.00 |

| | | |
|---|---|---|
| **Duty Cycle CF (dB)** | 0.00 | **Included in Calculations Corr'd PSD** |

**Output Power Results**

| Channel | Frequency (MHz) | Antenna 5 Meas Power (dBm) | Total Corr'd Power (dBm) | Power Limit (dBm) | Power Margin (dB) |
|---|---|---|---|---|---|
| Low | 5510 | 10.60 | 10.60 | 24.00 | -13.40 |
| Mid | 5550 | 10.65 | 10.65 | 24.00 | -13.35 |
| High | 5670 | 10.62 | 10.62 | 24.00 | -13.38 |
| 142 | 5710 | 10.59 | 10.59 | 24.00 | -13.41 |

**PSD Results**

| Channel | Frequency (MHz) | Antenna 5 Meas PSD (dBm/1MHz) | Total Corr'd PSD (dBm/1MHz) | PSD Limit (dBm/1MHz) | PSD Margin (dB) |
|---|---|---|---|---|---|
| Low | 5510 | 8.246 | 8.246 | 11.00 | -2.754 |
| Mid | 5550 | 8.990 | 8.990 | 11.00 | -2.010 |
| High | 5670 | 8.742 | 8.742 | 11.00 | -2.258 |
| 142 | 5710 | 8.355 | 8.355 | 11.00 | -2.645 |

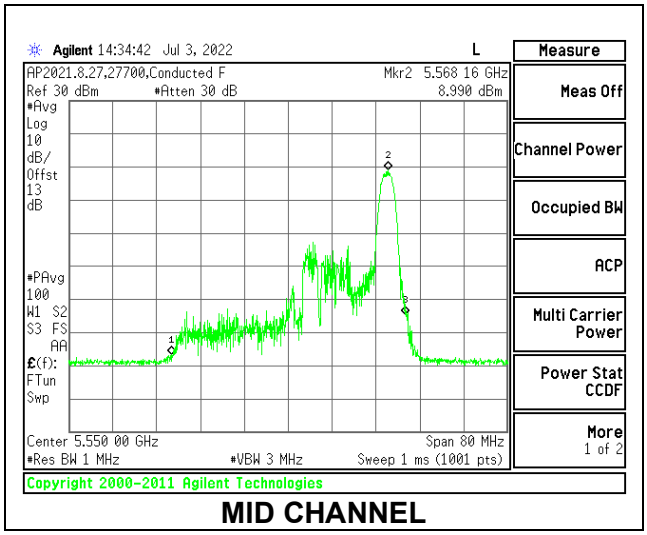


**MID CHANNEL**



UL VERIFICATION SERVICES INC.
47173 Benicia Street, Fremont, CA 94538; USA TEL:(510) 319-4000 FAX:(510) 661-0888

*This report shall not be reproduced except in full, without the written approval of UL Verification Services Inc.*

**1TX Antenna 5 MODE (FCC) – SU Mode**

| | |
|---|---|
| **Test Engineer:** | 28493 |
| **Test Date:** | 07/05/2022 |

**Bandwidth, Antenna Gain, and Limits**

| Channel | Frequency (MHz) | Min 26 dB BW (MHz) | Directional Gain (dBi) | Power Limit (dBm) | PSD Limit (dBm/1MHz) |
|---|---|---|---|---|---|
| Low | 5510 | 42.86 | -2.50 | 24.00 | 11.00 |
| Mid | 5550 | 41.25 | -2.50 | 24.00 | 11.00 |
| High | 5670 | 43.08 | -2.50 | 24.00 | 11.00 |
| 142 | 5710 | 40.99 | -2.50 | 24.00 | 11.00 |

| | | |
|---|---|---|
| **Duty Cycle CF (dB)** | 0.13 | **Included in Calculations Corr'd PSD** |

**Output Power Results**

| Channel | Frequency (MHz) | Antenna 5 Meas Power (dBm) | Total Corr'd Power (dBm) | Power Limit (dBm) | Power Margin (dB) |
|---|---|---|---|---|---|
| Low | 5510 | 15.70 | 15.70 | 24.00 | -8.30 |
| Mid | 5550 | 20.14 | 20.14 | 24.00 | -3.86 |
| High | 5670 | 18.54 | 18.54 | 24.00 | -5.46 |
| 142 | 5710 | 20.22 | 20.22 | 24.00 | -3.78 |

**PSD Results**

| Channel | Frequency (MHz) | Antenna 5 Meas PSD (dBm/1MHz) | Total Corr'd PSD (dBm/1MHz) | PSD Limit (dBm/1MHz) | PSD Margin (dB) |
|---|---|---|---|---|---|
| Low | 5510 | 1.577 | 1.707 | 11.00 | -9.293 |
| Mid | 5550 | 6.005 | 6.135 | 11.00 | -4.865 |
| High | 5670 | 4.080 | 4.210 | 11.00 | -6.790 |
| 142 | 5710 | 7.223 | 7.353 | 11.00 | -3.647 |

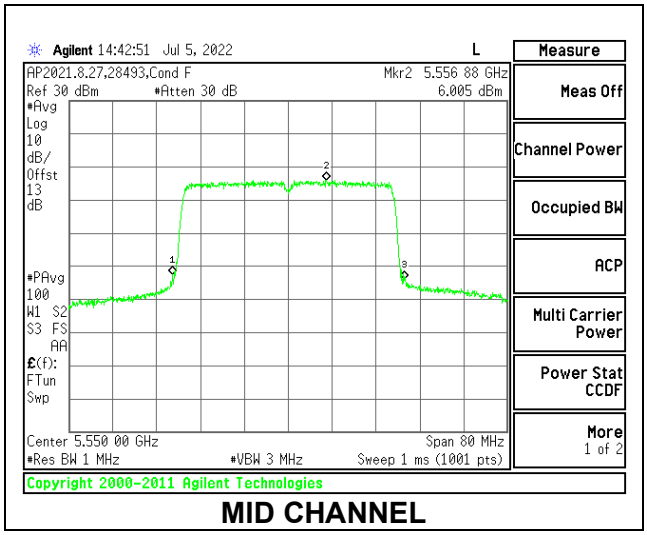


**MID CHANNEL**



UL VERIFICATION SERVICES INC.
47173 Benicia Street, Fremont, CA 94538; USA TEL:(510) 319-4000 FAX:(510) 661-0888

*This report shall not be reproduced except in full, without the written approval of UL Verification Services Inc.*

**2TX Antenna 6 + Antenna 5 OFDMA MODE (FCC) – 26 Tones, RU Index 0**

| | |
|---|---|
| **Test Engineer:** | 26118 |
| **Test Date:** | 04/23/2022,04/26/2022 |

**Bandwidth, Antenna Gain, and Limits**

| Channel | Frequency (MHz) | Min 26 dB BW (MHz) | Directional Gain for Power (dBi) | Directional Gain for PSD (dBi) | Power Limit (dBm) | PSD Limit (dBm/1MHz) |
|---|---|---|---|---|---|---|
| Low | 5510 | 19.890 | -2.60 | 0.41 | 23.99 | 11.00 |
| Mid | 5550 | 20.265 | -2.60 | 0.41 | 24.00 | 11.00 |
| High | 5670 | 18.354 | -2.60 | 0.41 | 23.64 | 11.00 |
| 142 | 5710 | 19.362 | -2.60 | 0.41 | 23.87 | 11.00 |

| | | |
|---|---|---|
| **Duty Cycle CF (dB)** | 0.00 | **Included in Calculations of Corr'd Power & PSD** |

**Output Power Results**

| Channel | Frequency (MHz) | Antenna 6 Meas Power (dBm) | Antenna 5 Meas Power (dBm) | Total Corr'd Power (dBm) | Power Limit (dBm) | Power Margin (dB) |
|---|---|---|---|---|---|---|
| Low | 5510 | 8.61 | 8.61 | 11.62 | 23.99 | -12.37 |
| Mid | 5550 | 8.57 | 8.58 | 11.59 | 24.00 | -12.41 |
| High | 5670 | 8.60 | 8.65 | 11.64 | 23.64 | -12.00 |
| 142 | 5710 | 8.58 | 8.61 | 11.61 | 23.87 | -12.26 |

**PSD Results**

| Channel | Frequency (MHz) | Antenna 6 Meas PSD (dBm/1MHz) | Antenna 5 Meas PSD (dBm/1MHz) | Total Corr'd PSD (dBm/1MHz) | PSD Limit (dBm/ 1MHz) | PSD Margin (dB) |
|---|---|---|---|---|---|---|
| Low | 5510 | 6.453 | 6.439 | 9.456 | 11.00 | -1.54 |
| Mid | 5550 | 6.169 | 6.291 | 9.241 | 11.00 | -1.76 |
| High | 5670 | 6.412 | 6.741 | 9.590 | 11.00 | -1.41 |
| 142 | 5710 | 6.377 | 6.435 | 9.416 | 11.00 | -1.58 |

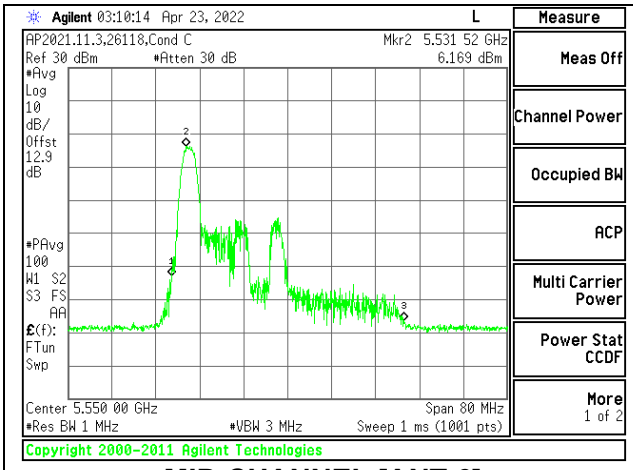


**MID CHANNEL [ANT 6]**

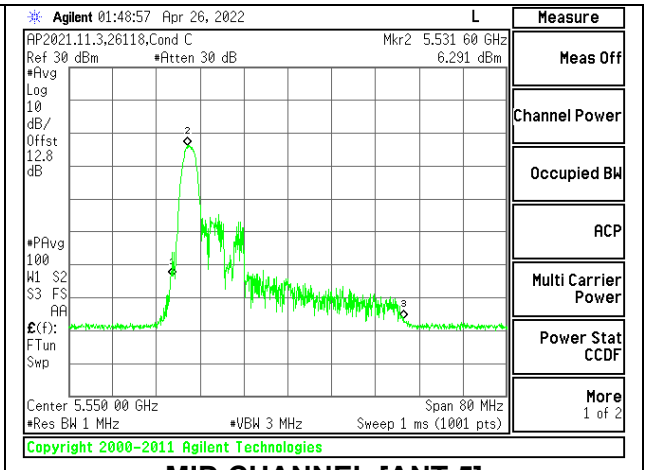


**MID CHANNEL [ANT 5]**



UL VERIFICATION SERVICES INC.
47173 Benicia Street, Fremont, CA 94538; USA TEL:(510) 319-4000 FAX:(510) 661-0888

*This report shall not be reproduced except in full, without the written approval of UL Verification Services Inc.*

**2TX Antenna 6 + Antenna 5 OFDMA MODE (FCC) – 26 Tones, RU Index 8**

| | |
|---|---|
| **Test Engineer:** | 26118,12559 |
| **Test Date:** | 04/23/2022, 04/06/2022 |

**Bandwidth, Antenna Gain, and Limits**

| Channel | Frequency (MHz) | Min 26 dB BW (MHz) | Directional Gain for Power (dBi) | Directional Gain for PSD (dBi) | Power Limit (dBm) | PSD Limit (dBm/1MHz) |
|---|---|---|---|---|---|---|
| Low | 5510 | 22.86 | -2.60 | 0.41 | 24.00 | 11.00 |
| Mid | 5550 | 21.82 | -2.60 | 0.41 | 24.00 | 11.00 |
| High | 5670 | 21.89 | -2.60 | 0.41 | 24.00 | 11.00 |
| 142 | 5710 | 22.20 | -2.60 | 0.41 | 24.00 | 11.00 |

| | | |
|---|---|---|
| **Duty Cycle CF (dB)** | 0.00 | **Included in Calculations of Corr'd Power & PSD** |

**Output Power Results**

| Channel | Frequency (MHz) | Antenna 6 Meas Power (dBm) | Antenna 5 Meas Power (dBm) | Total Corr'd Power (dBm) | Power Limit (dBm) | Power Margin (dB) |
|---|---|---|---|---|---|---|
| Low | 5510 | 8.65 | 8.64 | 11.66 | 24.00 | -12.34 |
| Mid | 5550 | 8.66 | 8.62 | 11.65 | 24.00 | -12.35 |
| High | 5670 | 8.64 | 8.67 | 11.67 | 24.00 | -12.33 |
| 142 | 5710 | 8.63 | 8.61 | 11.63 | 24.00 | -12.37 |

**PSD Results**

| Channel | Frequency (MHz) | Antenna 6 Meas PSD (dBm/1MHz) | Antenna 5 Meas PSD (dBm/1MHz) | Total Corr'd PSD (dBm/1MHz) | PSD Limit (dBm/ 1MHz) | PSD Margin (dB) |
|---|---|---|---|---|---|---|
| Low | 5510 | 6.656 | 6.422 | 9.551 | 11.00 | -1.45 |
| Mid | 5550 | 6.538 | 6.276 | 9.419 | 11.00 | -1.58 |
| High | 5670 | 6.430 | 6.768 | 9.613 | 11.00 | -1.39 |
| 142 | 5710 | 6.312 | 6.119 | 9.227 | 11.00 | -1.77 |

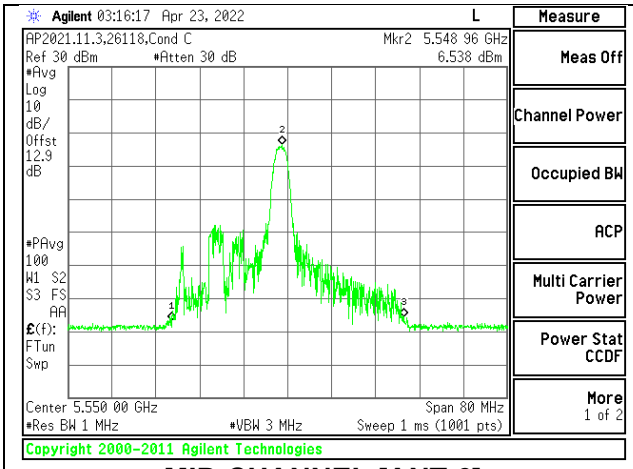


**MID CHANNEL [ANT 6]**

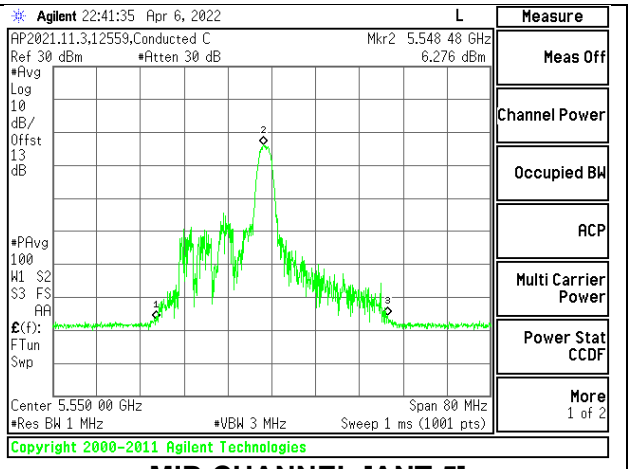


**MID CHANNEL [ANT 5]**



UL VERIFICATION SERVICES INC.
47173 Benicia Street, Fremont, CA 94538; USA TEL:(510) 319-4000 FAX:(510) 661-0888

*This report shall not be reproduced except in full, without the written approval of UL Verification Services Inc.*

**2TX Antenna 6 + Antenna 5 OFDMA MODE (FCC) – 26 Tones, RU Index 17**

| | |
|---|---|
| **Test Engineer:** | 26118,12559 |
| **Test Date:** | 04/23/2022,04/06/2022 |

**Bandwidth, Antenna Gain, and Limits**

| Channel | Frequency (MHz) | Min 26 dB BW (MHz) | Directional Gain for Power (dBi) | Directional Gain for PSD (dBi) | Power Limit (dBm) | PSD Limit (dBm/1MHz) |
|---|---|---|---|---|---|---|
| Low | 5510 | 19.17 | -2.60 | 0.41 | 23.83 | 11.00 |
| Mid | 5550 | 19.48 | -2.60 | 0.41 | 23.90 | 11.00 |
| High | 5670 | 19.33 | -2.60 | 0.41 | 23.86 | 11.00 |
| 142 | 5710 | 19.25 | -2.60 | 0.41 | 23.84 | 11.00 |

| | | |
|---|---|---|
| **Duty Cycle CF (dB)** | 0.00 | **Included in Calculations of Corr'd Power & PSD** |

**Output Power Results**

| Channel | Frequency (MHz) | Antenna 6 Meas Power (dBm) | Antenna 5 Meas Power (dBm) | Total Corr'd Power (dBm) | Power Limit (dBm) | Power Margin (dB) |
|---|---|---|---|---|---|---|
| Low | 5510 | 8.62 | 8.60 | 11.62 | 23.83 | -12.21 |
| Mid | 5550 | 8.61 | 8.60 | 11.62 | 23.90 | -12.28 |
| High | 5670 | 8.66 | 8.60 | 11.64 | 23.86 | -12.22 |
| 142 | 5710 | 8.59 | 8.58 | 11.60 | 23.84 | -12.25 |

**PSD Results**

| Channel | Frequency (MHz) | Antenna 6 Meas PSD (dBm/1MHz) | Antenna 5 Meas PSD (dBm/1MHz) | Total Corr'd PSD (dBm/1MHz) | PSD Limit (dBm/ 1MHz) | PSD Margin (dB) |
|---|---|---|---|---|---|---|
| Low | 5510 | 6.499 | 6.336 | 9.429 | 11.00 | -1.57 |
| Mid | 5550 | 6.407 | 6.338 | 9.383 | 11.00 | -1.62 |
| High | 5670 | 6.762 | 6.357 | 9.575 | 11.00 | -1.43 |
| 142 | 5710 | 6.290 | 6.059 | 9.186 | 11.00 | -1.81 |

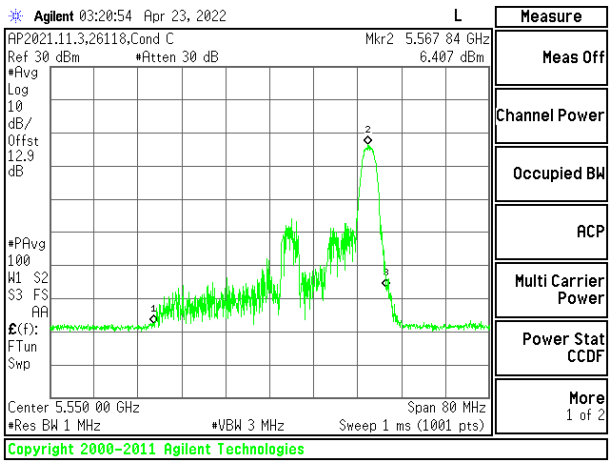


**MID CHANNEL [ANT 6]**

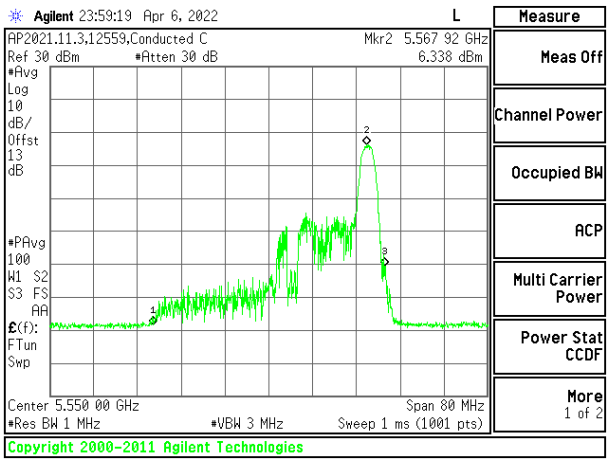


**MID CHANNEL [ANT 5]**



UL VERIFICATION SERVICES INC.
47173 Benicia Street, Fremont, CA 94538; USA TEL:(510) 319-4000 FAX:(510) 661-0888

*This report shall not be reproduced except in full, without the written approval of UL Verification Services Inc.*

**2TX Antenna 6 + Antenna 5 OFDMA MODE (FCC) – SU Mode**

| | |
|---|---|
| **Test Engineer:** | 26118 |
| **Test Date:** | 04/22/2022,03/31/2022 |

**Bandwidth, Antenna Gain, and Limits**

| Channel | Frequency (MHz) | Min 26 dB BW (MHz) | Directional Gain for Power (dBi) | Directional Gain for PSD (dBi) | Power Limit (dBm) | PSD Limit (dBm/1MHz) |
|---|---|---|---|---|---|---|
| Low | 5510 | 43.43 | -2.60 | 0.41 | 24.00 | 11.00 |
| Mid | 5550 | 41.13 | -2.60 | 0.41 | 24.00 | 11.00 |
| High | 5670 | 43.85 | -2.60 | 0.41 | 24.00 | 11.00 |
| 142 | 5710 | 40.89 | -2.60 | 0.41 | 24.00 | 11.00 |

| | | |
|---|---|---|
| **Duty Cycle CF (dB)** | 0.13 | **Included in Calculations of Corr'd Power & PSD** |

**Output Power Results**

| Channel | Frequency (MHz) | Antenna 6 Meas Power (dBm) | Antenna 5 Meas Power (dBm) | Total Corr'd Power (dBm) | Power Limit (dBm) | Power Margin (dB) |
|---|---|---|---|---|---|---|
| Low | 5510 | 15.15 | 15.18 | 18.18 | 24.00 | -5.82 |
| Mid | 5550 | 19.16 | 19.12 | 22.15 | 24.00 | -1.85 |
| High | 5670 | 18.14 | 18.11 | 21.14 | 24.00 | -2.86 |
| 142 | 5710 | 19.18 | 19.17 | 22.19 | 24.00 | -1.81 |

**PSD Results**

| Channel | Frequency (MHz) | Antenna 6 Meas PSD (dBm/1MHz) | Antenna 5 Meas PSD (dBm/1MHz) | Total Corr'd PSD (dBm/1MHz) | PSD Limit (dBm/ 1MHz) | PSD Margin (dB) |
|---|---|---|---|---|---|---|
| Low | 5510 | 0.925 | 1.170 | 4.190 | 11.00 | -6.81 |
| Mid | 5550 | 5.332 | 4.972 | 8.296 | 11.00 | -2.70 |
| High | 5670 | 3.988 | 3.319 | 6.807 | 11.00 | -4.19 |
| 142 | 5710 | 5.210 | 5.172 | 8.331 | 11.00 | -2.67 |

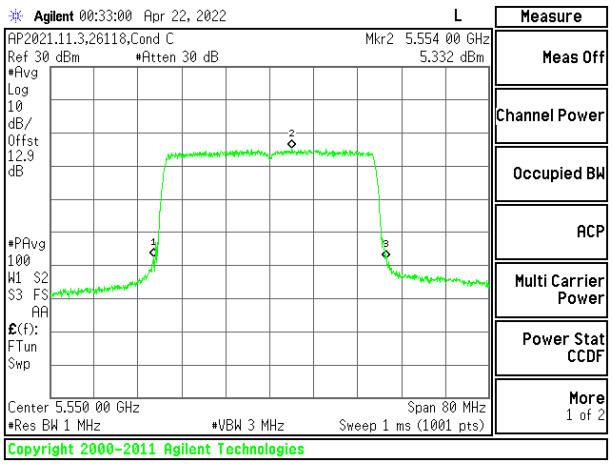


**MID CHANNEL [ANT 6]**

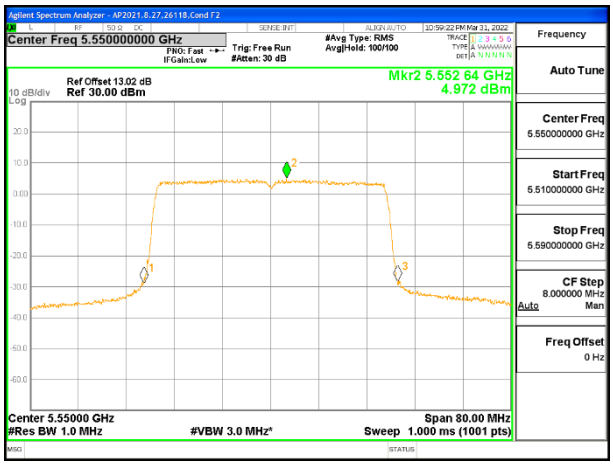


**MID CHANNEL [ANT 5]**



UL VERIFICATION SERVICES INC.
47173 Benicia Street, Fremont, CA 94538; USA TEL:(510) 319-4000 FAX:(510) 661-0888

*This report shall not be reproduced except in full, without the written approval of UL Verification Services Inc.*

## 9.4.18. 802.11ax HE80 MODE IN THE 5.6 GHz BAND

**1TX Antenna 6 MODE (FCC) – 26 Tones, RU Index 0**

| | |
|---|---|
| **Test Engineer:** | 28161 |
| **Test Date:** | 07/02/2022 |

**Bandwidth, Antenna Gain, and Limits**

| Channel | Frequency (MHz) | Min 26 dB BW (MHz) | Directional Gain (dBi) | Power Limit (dBm) | PSD Limit (dBm/1MHz) |
|---|---|---|---|---|---|
| Low | 5530 | 18.85 | -2.70 | 23.75 | 11.00 |
| High | 5610 | 19.53 | -2.70 | 23.91 | 11.00 |
| 138 | 5690 | 19.64 | -2.70 | 23.93 | 11.00 |

| | | |
|---|---|---|
| **Duty Cycle CF (dB)** | 0.00 | **Included in Calculations Corr'd PSD** |

**Output Power Results**

| Channel | Frequency (MHz) | Antenna 6 Meas Power (dBm) | Total Corr'd Power (dBm) | Power Limit (dBm) | Power Margin (dB) |
|---|---|---|---|---|---|
| Low | 5530 | 10.59 | 10.59 | 23.75 | -13.16 |
| High | 5610 | 10.61 | 10.61 | 23.91 | -13.30 |
| 138 | 5690 | 10.65 | 10.65 | 23.93 | -13.28 |

**PSD Results**

| Channel | Frequency (MHz) | Antenna 6 Meas PSD (dBm/1MHz) | Total Corr'd PSD (dBm/1MHz) | PSD Limit (dBm/1MHz) | PSD Margin (dB) |
|---|---|---|---|---|---|
| Low | 5530 | 7.541 | 7.541 | 11.00 | -3.459 |
| High | 5610 | 8.188 | 8.188 | 11.00 | -2.812 |
| 138 | 5690 | 8.624 | 8.624 | 11.00 | -2.376 |

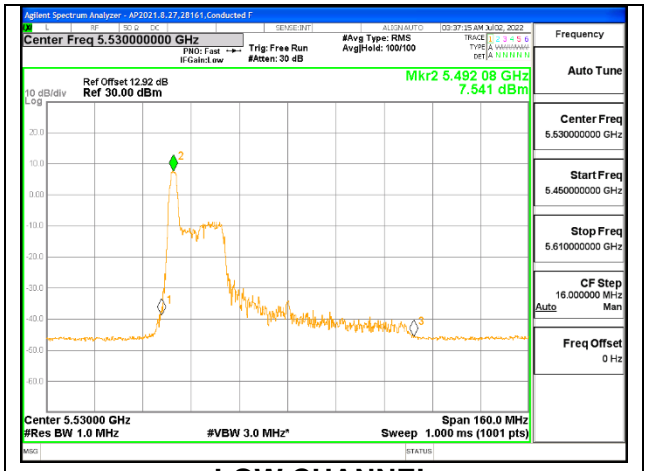


**LOW CHANNEL**



UL VERIFICATION SERVICES INC.
47173 Benicia Street, Fremont, CA 94538; USA TEL:(510) 319-4000 FAX:(510) 661-0888

*This report shall not be reproduced except in full, without the written approval of UL Verification Services Inc.*

**1TX Antenna 6 MODE (FCC) – 26 Tones, RU Index 18**

| | |
|---|---|
| **Test Engineer:** | 28161 |
| **Test Date:** | 07/02/2022 |

**Bandwidth, Antenna Gain, and Limits**

| Channel | Frequency (MHz) | Min 26 dB BW (MHz) | Directional Gain (dBi) | Power Limit (dBm) | PSD Limit (dBm/1MHz) |
|---|---|---|---|---|---|
| Low | 5530 | 42.363 | -2.70 | 24.00 | 11.00 |
| High | 5610 | 40.253 | -2.70 | 24.00 | 11.00 |
| 138 | 5690 | 39.596 | -2.70 | 24.00 | 11.00 |

| | | |
|---|---|---|
| **Duty Cycle CF (dB)** | 0.00 | **Included in Calculations Corr'd PSD** |

**Output Power Results**

| Channel | Frequency (MHz) | Antenna 6 Meas Power (dBm) | Total Corr'd Power (dBm) | Power Limit (dBm) | Power Margin (dB) |
|---|---|---|---|---|---|
| Low | 5530 | 10.58 | 10.58 | 24.00 | -13.42 |
| High | 5610 | 10.63 | 10.63 | 24.00 | -13.37 |
| 138 | 5690 | 10.66 | 10.66 | 24.00 | -13.34 |

**PSD Results**

| Channel | Frequency (MHz) | Antenna 6 Meas PSD (dBm/1MHz) | Total Corr'd PSD (dBm/1MHz) | PSD Limit (dBm/1MHz) | PSD Margin (dB) |
|---|---|---|---|---|---|
| Low | 5530 | 6.933 | 6.933 | 11.00 | -4.067 |
| High | 5610 | 7.206 | 7.206 | 11.00 | -3.794 |
| 138 | 5690 | 7.543 | 7.543 | 11.00 | -3.457 |

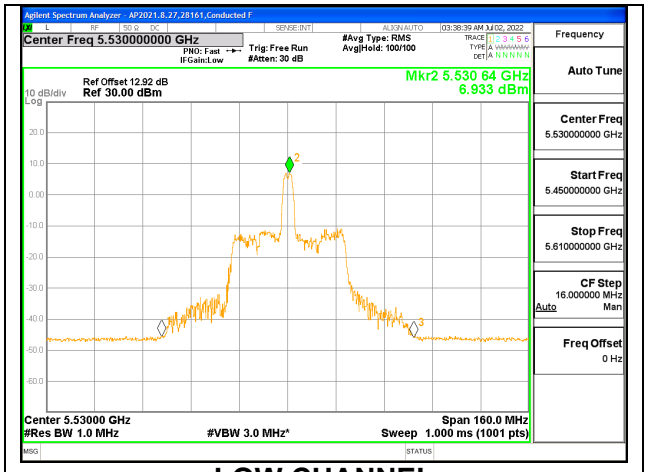


**LOW CHANNEL**



UL VERIFICATION SERVICES INC.
47173 Benicia Street, Fremont, CA 94538; USA TEL:(510) 319-4000 FAX:(510) 661-0888

*This report shall not be reproduced except in full, without the written approval of UL Verification Services Inc.*

**1TX Antenna 6 MODE (FCC) – 26 Tones, RU Index 36**

| | |
|---|---|
| **Test Engineer:** | 28161 |
| **Test Date:** | 07/02/2022 |

**Bandwidth, Antenna Gain, and Limits**

| Channel | Frequency (MHz) | Min 26 dB BW (MHz) | Directional Gain (dBi) | Power Limit (dBm) | PSD Limit (dBm/1MHz) |
|---|---|---|---|---|---|
| Low | 5530 | 20.00 | -2.70 | 24.00 | 11.00 |
| High | 5610 | 20.50 | -2.70 | 24.00 | 11.00 |
| 138 | 5690 | 19.36 | -2.70 | 23.87 | 11.00 |

| | | |
|---|---|---|
| **Duty Cycle CF (dB)** | 0.00 | **Included in Calculations Corr'd PSD** |

**Output Power Results**

| Channel | Frequency (MHz) | Antenna 6 Meas Power (dBm) | Total Corr'd Power (dBm) | Power Limit (dBm) | Power Margin (dB) |
|---|---|---|---|---|---|
| Low | 5530 | 10.65 | 10.65 | 24.00 | -13.35 |
| High | 5610 | 10.57 | 10.57 | 24.00 | -13.43 |
| 138 | 5690 | 10.69 | 10.69 | 23.87 | -13.18 |

**PSD Results**

| Channel | Frequency (MHz) | Antenna 6 Meas PSD (dBm/1MHz) | Total Corr'd PSD (dBm/1MHz) | PSD Limit (dBm/1MHz) | PSD Margin (dB) |
|---|---|---|---|---|---|
| Low | 5530 | 8.634 | 8.634 | 11.00 | -2.366 |
| High | 5610 | 7.889 | 7.889 | 11.00 | -3.111 |
| 138 | 5690 | 8.953 | 8.953 | 11.00 | -2.047 |

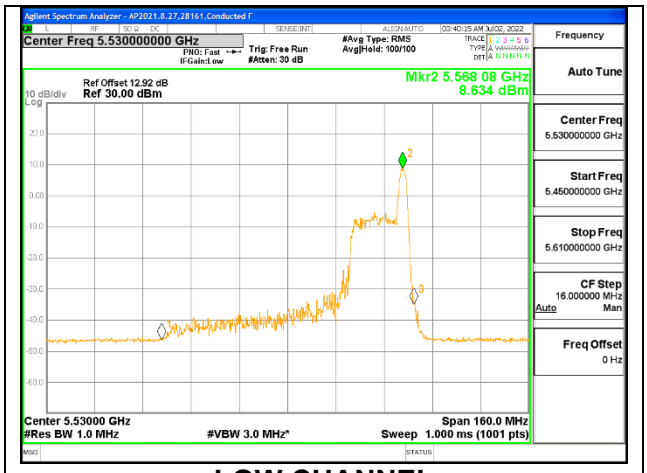


**LOW CHANNEL**



UL VERIFICATION SERVICES INC.
47173 Benicia Street, Fremont, CA 94538; USA TEL:(510) 319-4000 FAX:(510) 661-0888

*This report shall not be reproduced except in full, without the written approval of UL Verification Services Inc.*

**1TX Antenna 6 MODE (FCC) – SU Mode**

| | |
|---|---|
| **Test Engineer:** | 26118 |
| **Test Date:** | 04/12/2022 |

**Bandwidth, Antenna Gain, and Limits**

| Channel | Frequency (MHz) | Min 26 dB BW (MHz) | Directional Gain (dBi) | Power Limit (dBm) | PSD Limit (dBm/1MHz) |
|---|---|---|---|---|---|
| Low | 5530 | 81.60 | -2.70 | 24.00 | 11.00 |
| High | 5610 | 82.45 | -2.70 | 24.00 | 11.00 |
| 138 | 5690 | 81.12 | -2.70 | 24.00 | 11.00 |

| | | |
|---|---|---|
| **Duty Cycle CF (dB)** | 0.23 | **Included in Calculations Corr'd PSD** |

**Output Power Results**

| Channel | Frequency (MHz) | Antenna 6 Meas Power (dBm) | Total Corr'd Power (dBm) | Power Limit (dBm) | Power Margin (dB) |
|---|---|---|---|---|---|
| Low | 5530 | 15.74 | 15.74 | 24.00 | -8.26 |
| High | 5610 | 20.14 | 20.14 | 24.00 | -3.86 |
| 138 | 5690 | 20.19 | 20.19 | 24.00 | -3.81 |

**PSD Results**

| Channel | Frequency (MHz) | Antenna 6 Meas PSD (dBm/1MHz) | Total Corr'd PSD (dBm/1MHz) | PSD Limit (dBm/1MHz) | PSD Margin (dB) |
|---|---|---|---|---|---|
| Low | 5530 | -0.741 | -0.511 | 11.00 | -11.511 |
| High | 5610 | 3.797 | 4.027 | 11.00 | -6.973 |
| 138 | 5690 | 4.252 | 4.482 | 11.00 | -6.518 |

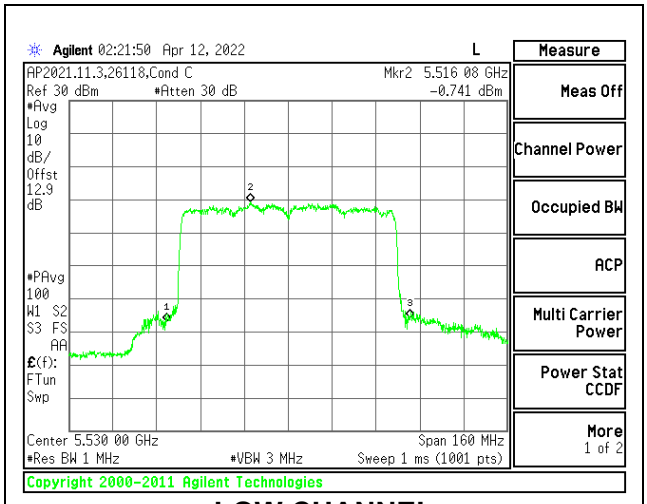


**LOW CHANNEL**



UL VERIFICATION SERVICES INC.
47173 Benicia Street, Fremont, CA 94538; USA TEL:(510) 319-4000 FAX:(510) 661-0888

*This report shall not be reproduced except in full, without the written approval of UL Verification Services Inc.*

**1TX Antenna 5 MODE (FCC) – 26 Tones, RU Index 0**

| | |
|---|---|
| **Test Engineer:** | 27700 |
| **Test Date:** | 07/03/2022 |

**Bandwidth, Antenna Gain, and Limits**

| Channel | Frequency (MHz) | Min 26 dB BW (MHz) | Directional Gain (dBi) | Power Limit (dBm) | PSD Limit (dBm/1MHz) |
|---|---|---|---|---|---|
| Low | 5530 | 19.67 | -2.50 | 23.94 | 11.00 |
| High | 5610 | 19.69 | -2.50 | 23.94 | 11.00 |
| 138 | 5690 | 19.41 | -2.50 | 23.88 | 11.00 |

| | | |
|---|---|---|
| **Duty Cycle CF (dB)** | 0.00 | **Included in Calculations Corr'd PSD** |

**Output Power Results**

| Channel | Frequency (MHz) | Antenna 5 Meas Power (dBm) | Total Corr'd Power (dBm) | Power Limit (dBm) | Power Margin (dB) |
|---|---|---|---|---|---|
| Low | 5530 | 10.62 | 10.62 | 23.94 | -13.32 |
| High | 5610 | 10.62 | 10.62 | 23.94 | -13.32 |
| 138 | 5690 | 10.63 | 10.63 | 23.88 | -13.25 |

**PSD Results**

| Channel | Frequency (MHz) | Antenna 5 Meas PSD (dBm/1MHz) | Total Corr'd PSD (dBm/1MHz) | PSD Limit (dBm/1MHz) | PSD Margin (dB) |
|---|---|---|---|---|---|
| Low | 5530 | 7.994 | 7.994 | 11.00 | -3.006 |
| High | 5610 | 8.189 | 8.189 | 11.00 | -2.811 |
| 138 | 5690 | 8.475 | 8.475 | 11.00 | -2.525 |

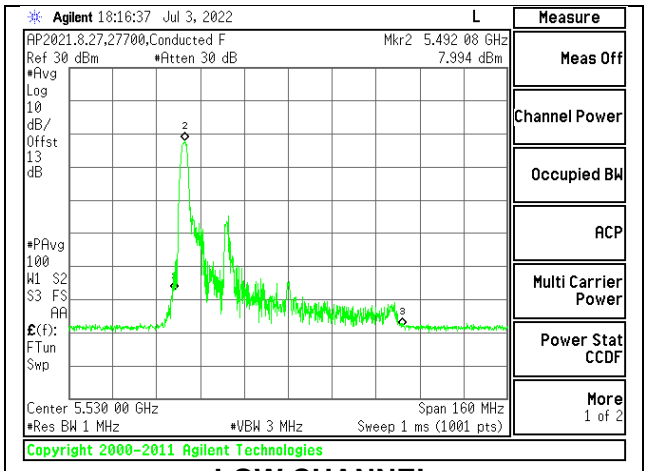


**LOW CHANNEL**



UL VERIFICATION SERVICES INC.
47173 Benicia Street, Fremont, CA 94538; USA TEL:(510) 319-4000 FAX:(510) 661-0888

*This report shall not be reproduced except in full, without the written approval of UL Verification Services Inc.*

**1TX Antenna 5 MODE (FCC) – 26 Tones, RU Index 18**

| | |
|---|---|
| **Test Engineer:** | 27700 |
| **Test Date:** | 07/03/2022 |

**Bandwidth, Antenna Gain, and Limits**

| Channel | Frequency (MHz) | Min 26 dB BW (MHz) | Directional Gain (dBi) | Power Limit (dBm) | PSD Limit (dBm/1MHz) |
|---|---|---|---|---|---|
| Low | 5530 | 40.02 | -2.50 | 24.00 | 11.00 |
| High | 5610 | 40.17 | -2.50 | 24.00 | 11.00 |
| 138 | 5690 | 40.23 | -2.50 | 24.00 | 11.00 |

| | | |
|---|---|---|
| **Duty Cycle CF (dB)** | 0.00 | **Included in Calculations Corr'd PSD** |

**Output Power Results**

| Channel | Frequency (MHz) | Antenna 5 Meas Power (dBm) | Total Corr'd Power (dBm) | Power Limit (dBm) | Power Margin (dB) |
|---|---|---|---|---|---|
| Low | 5530 | 10.61 | 10.61 | 24.00 | -13.39 |
| High | 5610 | 10.64 | 10.64 | 24.00 | -13.36 |
| 138 | 5690 | 10.63 | 10.63 | 24.00 | -13.37 |

**PSD Results**

| Channel | Frequency (MHz) | Antenna 5 Meas PSD (dBm/1MHz) | Total Corr'd PSD (dBm/1MHz) | PSD Limit (dBm/1MHz) | PSD Margin (dB) |
|---|---|---|---|---|---|
| Low | 5530 | 7.260 | 7.260 | 11.00 | -3.740 |
| High | 5610 | 7.304 | 7.304 | 11.00 | -3.696 |
| 138 | 5690 | 7.326 | 7.326 | 11.00 | -3.674 |

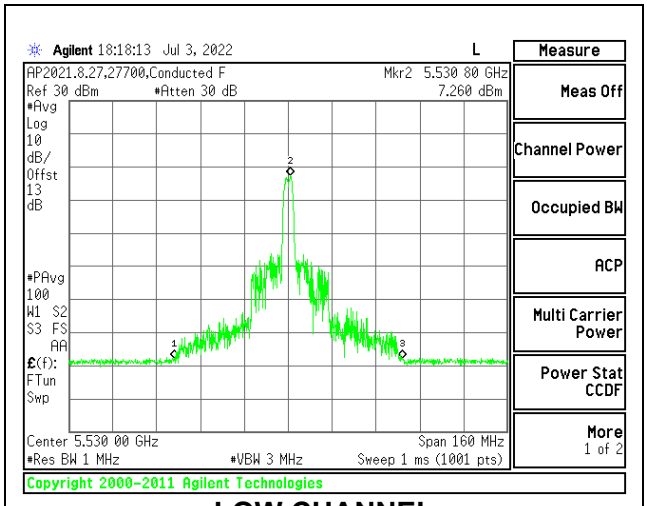


**LOW CHANNEL**



UL VERIFICATION SERVICES INC.
47173 Benicia Street, Fremont, CA 94538; USA TEL:(510) 319-4000 FAX:(510) 661-0888

*This report shall not be reproduced except in full, without the written approval of UL Verification Services Inc.*

**1TX Antenna 5 MODE (FCC) – 26 Tones, RU Index 36**

| | |
|---|---|
| **Test Engineer:** | 27700 |
| **Test Date:** | 07/03/2022 |

**Bandwidth, Antenna Gain, and Limits**

| Channel | Frequency (MHz) | Min 26 dB BW (MHz) | Directional Gain (dBi) | Power Limit (dBm) | PSD Limit (dBm/1MHz) |
|---|---|---|---|---|---|
| Low | 5530 | 20.62 | -2.50 | 24.00 | 11.00 |
| High | 5610 | 20.67 | -2.50 | 24.00 | 11.00 |
| 138 | 5690 | 20.25 | -2.50 | 24.00 | 11.00 |

| | | |
|---|---|---|
| **Duty Cycle CF (dB)** | 0.00 | **Included in Calculations Corr'd PSD** |

**Output Power Results**

| Channel | Frequency (MHz) | Antenna 5 Meas Power (dBm) | Total Corr'd Power (dBm) | Power Limit (dBm) | Power Margin (dB) |
|---|---|---|---|---|---|
| Low | 5530 | 10.61 | 10.61 | 24.00 | -13.39 |
| High | 5610 | 10.62 | 10.62 | 24.00 | -13.38 |
| 138 | 5690 | 10.66 | 10.66 | 24.00 | -13.34 |

**PSD Results**

| Channel | Frequency (MHz) | Antenna 5 Meas PSD (dBm/1MHz) | Total Corr'd PSD (dBm/1MHz) | PSD Limit (dBm/1MHz) | PSD Margin (dB) |
|---|---|---|---|---|---|
| Low | 5530 | 8.336 | 8.336 | 11.00 | -2.664 |
| High | 5610 | 8.264 | 8.264 | 11.00 | -2.736 |
| 138 | 5690 | 8.685 | 8.685 | 11.00 | -2.315 |

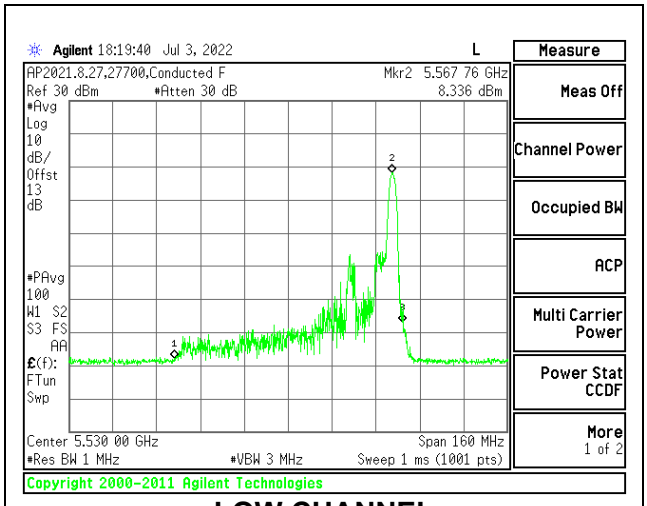


**LOW CHANNEL**



UL VERIFICATION SERVICES INC.
47173 Benicia Street, Fremont, CA 94538; USA TEL:(510) 319-4000 FAX:(510) 661-0888

*This report shall not be reproduced except in full, without the written approval of UL Verification Services Inc.*

**1TX Antenna 5 MODE (FCC) – SU Mode**

| | |
|---|---|
| **Test Engineer:** | 26118 |
| **Test Date:** | 03/29/2022 |

**Bandwidth, Antenna Gain, and Limits**

| Channel | Frequency (MHz) | Min 26 dB BW (MHz) | Directional Gain (dBi) | Power Limit (dBm) | PSD Limit (dBm/1MHz) |
|---|---|---|---|---|---|
| Low | 5530 | 82.07 | -2.50 | 24.00 | 11.00 |
| High | 5610 | 81.50 | -2.50 | 24.00 | 11.00 |
| 138 | 5690 | 81.30 | -2.50 | 24.00 | 11.00 |

| | | |
|---|---|---|
| **Duty Cycle CF (dB)** | 0.23 | **Included in Calculations Corr'd PSD** |

**Output Power Results**

| Channel | Frequency (MHz) | Antenna 5 Meas Power (dBm) | Total Corr'd Power (dBm) | Power Limit (dBm) | Power Margin (dB) |
|---|---|---|---|---|---|
| Low | 5530 | 15.59 | 15.59 | 24.00 | -8.41 |
| High | 5610 | 20.17 | 20.17 | 24.00 | -3.83 |
| 138 | 5690 | 20.19 | 20.19 | 24.00 | -3.81 |

**PSD Results**

| Channel | Frequency (MHz) | Antenna 5 Meas PSD (dBm/1MHz) | Total Corr'd PSD (dBm/1MHz) | PSD Limit (dBm/1MHz) | PSD Margin (dB) |
|---|---|---|---|---|---|
| Low | 5530 | -1.140 | -0.910 | 11.00 | -11.910 |
| High | 5610 | 4.065 | 4.295 | 11.00 | -6.705 |
| 138 | 5690 | 4.214 | 4.444 | 11.00 | -6.556 |

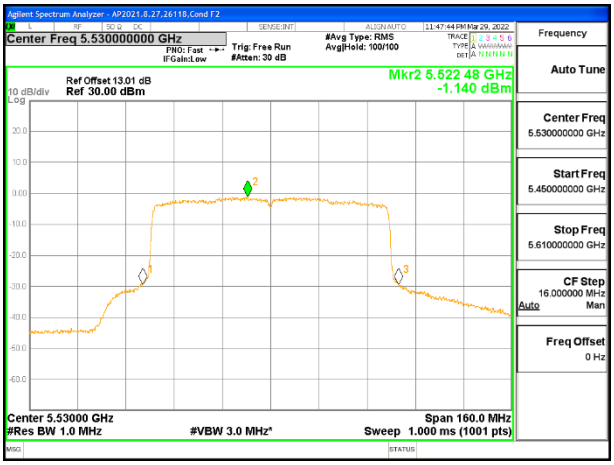


**LOW CHANNEL**



UL VERIFICATION SERVICES INC.
47173 Benicia Street, Fremont, CA 94538; USA TEL:(510) 319-4000 FAX:(510) 661-0888

*This report shall not be reproduced except in full, without the written approval of UL Verification Services Inc.*

**2TX Antenna 6 + Antenna 5 OFDMA MODE (FCC) – 26 Tones, RU Index 0**

| | |
|---|---|
| **Test Engineer:** | 26118 |
| **Test Date:** | 04/25/2022,04/26/2022 |

**Bandwidth, Antenna Gain, and Limits**

| Channel | Frequency (MHz) | Min 26 dB BW (MHz) | Directional Gain for Power (dBi) | Directional Gain for PSD (dBi) | Power Limit (dBm) | PSD Limit (dBm/1MHz) |
|---|---|---|---|---|---|---|
| Low | 5530 | 19.34 | -2.60 | 0.41 | 23.86 | 11.00 |
| High | 5610 | 19.40 | -2.60 | 0.41 | 23.88 | 11.00 |
| 138 | 5690 | 19.25 | -2.60 | 0.41 | 23.84 | 11.00 |

| | | |
|---|---|---|
| **Duty Cycle CF (dB)** | 0.00 | **Included in Calculations of Corr'd PSD** |

**Output Power Results**

| Channel | Frequency (MHz) | Antenna 6 Meas Power (dBm) | Antenna 5 Meas Power (dBm) | Total Corr'd Power (dBm) | Power Limit (dBm) | Power Margin (dB) |
|---|---|---|---|---|---|---|
| Low | 5530 | 8.65 | 8.66 | 11.67 | 23.86 | -12.20 |
| High | 5610 | 8.66 | 8.62 | 11.65 | 23.88 | -12.23 |
| 138 | 5690 | 8.60 | 8.60 | 11.61 | 23.84 | -12.23 |

**PSD Results**

| Channel | Frequency (MHz) | Antenna 6 Meas PSD (dBm/1MHz) | Antenna 5 Meas PSD (dBm/1MHz) | Total Corr'd PSD (dBm/1MHz) | PSD Limit (dBm/1MHz) | PSD Margin (dB) |
|---|---|---|---|---|---|---|
| Low | 5530 | 6.401 | 6.575 | 9.499 | 11.00 | -1.501 |
| High | 5610 | 6.533 | 6.287 | 9.422 | 11.00 | -1.578 |
| 138 | 5690 | 6.015 | 6.066 | 9.051 | 11.00 | -1.949 |

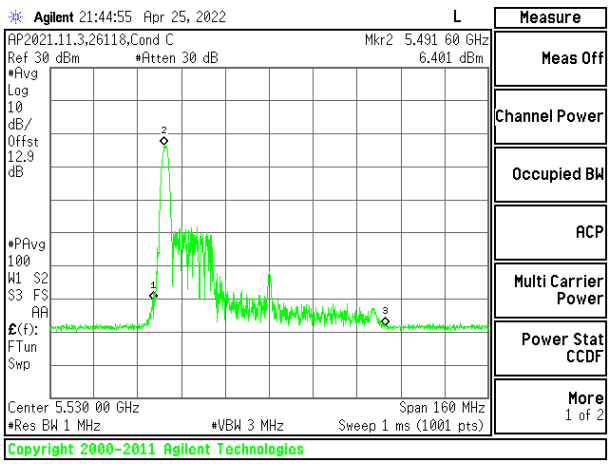


**LOW CHANNEL [ANT 6]**

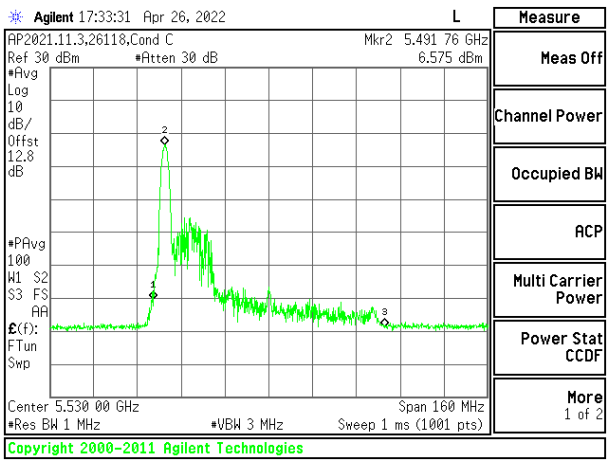


**LOW CHANNEL [ANT 5]**



UL VERIFICATION SERVICES INC.
47173 Benicia Street, Fremont, CA 94538; USA TEL:(510) 319-4000 FAX:(510) 661-0888

*This report shall not be reproduced except in full, without the written approval of UL Verification Services Inc.*

**2TX Antenna 6 + Antenna 5 OFDMA MODE (FCC) – 26 Tones, RU Index 18**

| | |
|---|---|
| **Test Engineer:** | 26118 |
| **Test Date:** | 04/25/2022,04/26/2022 |

**Bandwidth, Antenna Gain, and Limits**

| Channel | Frequency (MHz) | Min 26 dB BW (MHz) | Directional Gain for Power (dBi) | Directional Gain for PSD (dBi) | Power Limit (dBm) | PSD Limit (dBm/1MHz) |
|---|---|---|---|---|---|---|
| Low | 5530 | 35.294 | -2.60 | 0.41 | 24.00 | 11.00 |
| High | 5610 | 35.542 | -2.60 | 0.41 | 24.00 | 11.00 |
| 138 | 5690 | 36.352 | -2.60 | 0.41 | 24.00 | 11.00 |

| | | |
|---|---|---|
| **Duty Cycle CF (dB)** | 0.00 | **Included in Calculations of Corr'd PSD** |

**Output Power Results**

| Channel | Frequency (MHz) | Antenna 6 Meas Power (dBm) | Antenna 5 Meas Power (dBm) | Total Corr'd Power (dBm) | Power Limit (dBm) | Power Margin (dB) |
|---|---|---|---|---|---|---|
| Low | 5530 | 8.59 | 8.60 | 11.61 | 24.00 | -12.39 |
| High | 5610 | 8.58 | 8.59 | 11.60 | 24.00 | -12.40 |
| 138 | 5690 | 8.58 | 8.61 | 11.61 | 24.00 | -12.39 |

**PSD Results**

| Channel | Frequency (MHz) | Antenna 6 Meas PSD (dBm/1MHz) | Antenna 5 Meas PSD (dBm/1MHz) | Total Corr'd PSD (dBm/1MHz) | PSD Limit (dBm/1MHz) | PSD Margin (dB) |
|---|---|---|---|---|---|---|
| Low | 5530 | 5.089 | 5.137 | 8.123 | 11.00 | -2.877 |
| High | 5610 | 4.970 | 5.000 | 7.995 | 11.00 | -3.005 |
| 138 | 5690 | 4.969 | 5.165 | 8.078 | 11.00 | -2.922 |

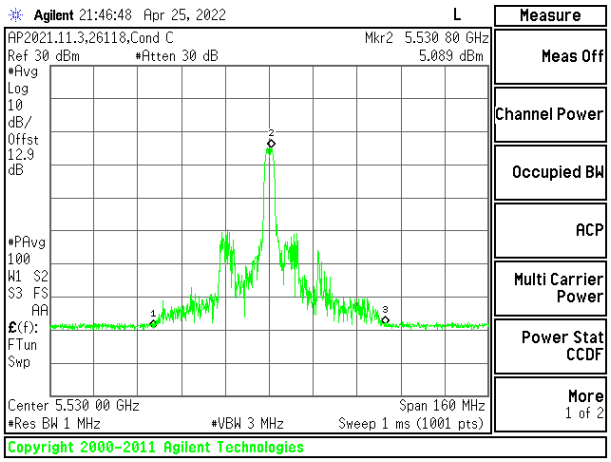


**LOW CHANNEL [ANT 6]**

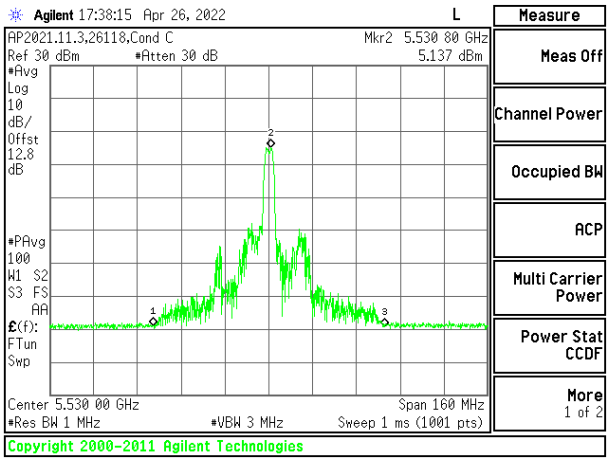


**LOW CHANNEL [ANT 5]**



UL VERIFICATION SERVICES INC.
47173 Benicia Street, Fremont, CA 94538; USA TEL:(510) 319-4000 FAX:(510) 661-0888

*This report shall not be reproduced except in full, without the written approval of UL Verification Services Inc.*

**2TX Antenna 6 + Antenna 5 OFDMA MODE (FCC) – 26 Tones, RU Index 36**

| | |
|---|---|
| **Test Engineer:** | 26118 |
| **Test Date:** | 04/25/2022,04/26/2022 |

**Bandwidth, Antenna Gain, and Limits**

| Channel | Frequency (MHz) | Min 26 dB BW (MHz) | Directional Gain for Power (dBi) | Directional Gain for PSD (dBi) | Power Limit (dBm) | PSD Limit (dBm/1MHz) |
|---|---|---|---|---|---|---|
| Low | 5530 | 19.41 | -2.60 | 0.41 | 23.88 | 11.00 |
| High | 5610 | 20.18 | -2.60 | 0.41 | 24.00 | 11.00 |
| 138 | 5690 | 19.41 | -2.60 | 0.41 | 23.88 | 11.00 |

| | | |
|---|---|---|
| **Duty Cycle CF (dB)** | 0.00 | **Included in Calculations of Corr'd PSD** |

**Output Power Results**

| Channel | Frequency (MHz) | Antenna 6 Meas Power (dBm) | Antenna 5 Meas Power (dBm) | Total Corr'd Power (dBm) | Power Limit (dBm) | Power Margin (dB) |
|---|---|---|---|---|---|---|
| Low | 5530 | 8.57 | 8.58 | 11.59 | 23.88 | -12.29 |
| High | 5610 | 8.61 | 8.65 | 11.64 | 24.00 | -12.36 |
| 138 | 5690 | 8.62 | 8.63 | 11.64 | 23.88 | -12.24 |

**PSD Results**

| Channel | Frequency (MHz) | Antenna 6 Meas PSD (dBm/1MHz) | Antenna 5 Meas PSD (dBm/1MHz) | Total Corr'd PSD (dBm/1MHz) | PSD Limit (dBm/1MHz) | PSD Margin (dB) |
|---|---|---|---|---|---|---|
| Low | 5530 | 5.699 | 6.097 | 8.913 | 11.00 | -2.087 |
| High | 5610 | 6.218 | 6.572 | 9.409 | 11.00 | -1.591 |
| 138 | 5690 | 6.369 | 6.321 | 9.355 | 11.00 | -1.645 |

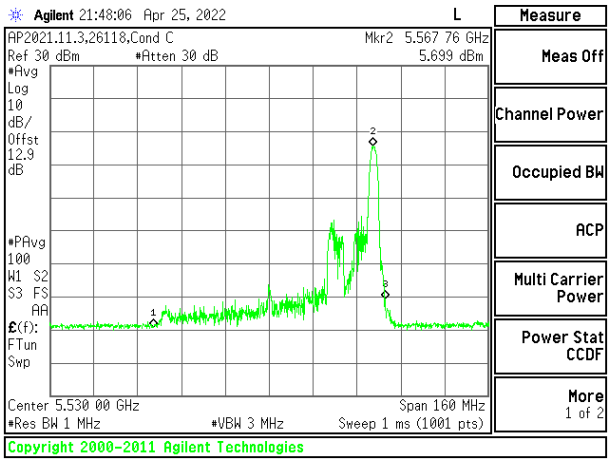


**LOW CHANNEL [ANT 6]**

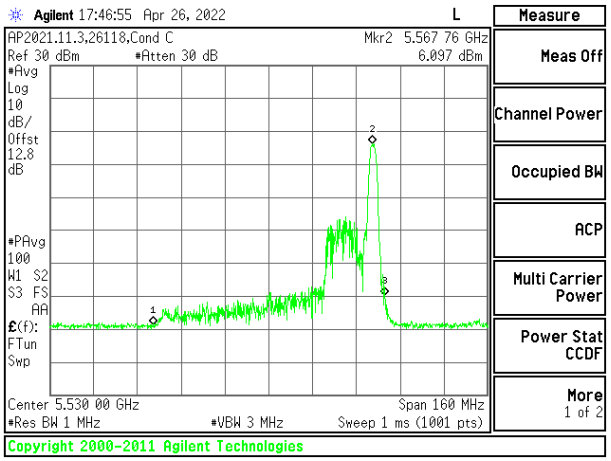


**LOW CHANNEL [ANT 5]**



UL VERIFICATION SERVICES INC.
47173 Benicia Street, Fremont, CA 94538; USA TEL:(510) 319-4000 FAX:(510) 661-0888

*This report shall not be reproduced except in full, without the written approval of UL Verification Services Inc.*

**2TX Antenna 6 + Antenna 5 OFDMA MODE (FCC) – SU Mode**

| | |
|---|---|
| **Test Engineer:** | 26118 |
| **Test Date:** | 04/22/2022,03/31/2022 |

**Bandwidth, Antenna Gain, and Limits**

| Channel | Frequency (MHz) | Min 26 dB BW (MHz) | Directional Gain for Power (dBi) | Directional Gain for PSD (dBi) | Power Limit (dBm) | PSD Limit (dBm/1MHz) |
|---|---|---|---|---|---|---|
| Low | 5530 | 81.13 | -2.60 | 0.41 | 24.00 | 11.00 |
| High | 5610 | 81.02 | -2.60 | 0.41 | 24.00 | 11.00 |
| 138 | 5690 | 81.24 | -2.60 | 0.41 | 24.00 | 11.00 |

| | | |
|---|---|---|
| **Duty Cycle CF (dB)** | 0.23 | **Included in Calculations of Corr'd PSD** |

**Output Power Results**

| Channel | Frequency (MHz) | Antenna 6 Meas Power (dBm) | Antenna 5 Meas Power (dBm) | Total Corr'd Power (dBm) | Power Limit (dBm) | Power Margin (dB) |
|---|---|---|---|---|---|---|
| Low | 5530 | 14.58 | 14.59 | 17.60 | 24.00 | -6.40 |
| High | 5610 | 19.65 | 19.64 | 22.66 | 24.00 | -1.34 |
| 138 | 5690 | 19.66 | 19.62 | 22.65 | 24.00 | -1.35 |

**PSD Results**

| Channel | Frequency (MHz) | Antenna 6 Meas PSD (dBm/1MHz) | Antenna 5 Meas PSD (dBm/1MHz) | Total Corr'd PSD (dBm/1MHz) | PSD Limit (dBm/1MHz) | PSD Margin (dB) |
|---|---|---|---|---|---|---|
| Low | 5530 | -2.271 | -2.159 | 1.026 | 11.00 | -9.974 |
| High | 5610 | 2.903 | 2.632 | 6.010 | 11.00 | -4.990 |
| 138 | 5690 | 2.979 | 2.492 | 5.983 | 11.00 | -5.017 |

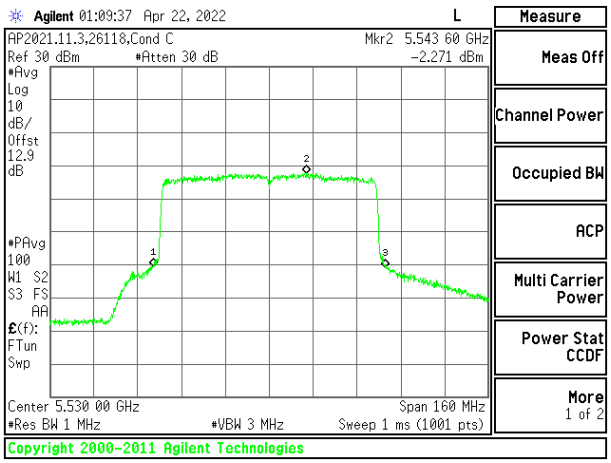


**LOW CHANNEL [ANT 6]**

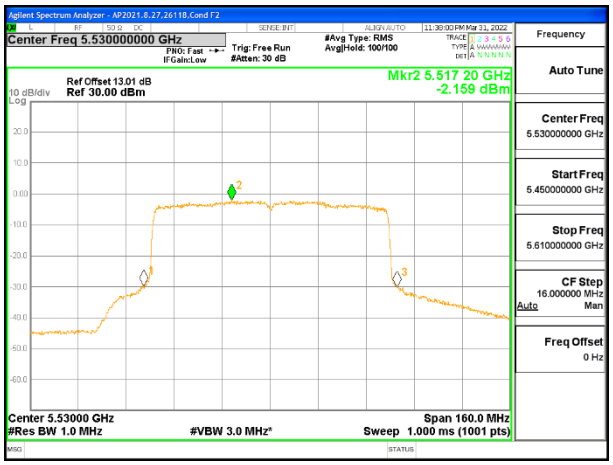


**LOW CHANNEL [ANT 5]**



UL VERIFICATION SERVICES INC.
47173 Benicia Street, Fremont, CA 94538; USA TEL:(510) 319-4000 FAX:(510) 661-0888

*This report shall not be reproduced except in full, without the written approval of UL Verification Services Inc.*

## 9.4.19. 802.11n HT20 MODE IN THE 5.8 GHz BAND

**1TX Antenna 6 MODE (FCC+IC)**

| | |
|---|---|
| **Test Engineer:** | 26118 |
| **Test Date:** | 07/03/2022 |

**Antenna Gain and Limit**

| Channel | Frequency (MHz) | Directional Gain (dBi) | Power Limit (dBm) | PSD Limit (dBm/500KHz) |
|---|---|---|---|---|
| Low | 5745 | -3.70 | 30.00 | 30.00 |
| Mid | 5785 | -3.70 | 30.00 | 30.00 |
| High | 5825 | -3.70 | 30.00 | 30.00 |

| | | |
|---|---|---|
| **Duty Cycle CF (dB)** | 0.10 | **Included in Calculations of Corr'd PSD** |

**Output Power Results**

| Channel | Frequency (MHz) | Antenna 6 Meas Power (dBm) | Total Corr'd Power (dBm) | Power Limit (dBm) | Power Margin (dB) |
|---|---|---|---|---|---|
| Low | 5745 | 21.21 | 21.21 | 30.00 | -8.79 |
| Mid | 5785 | 21.19 | 21.19 | 30.00 | -8.81 |
| High | 5825 | 21.17 | 21.17 | 30.00 | -8.83 |

**PSD Results**

| Channel | Frequency (MHz) | Antenna 6 Meas PSD (dBm/500KHz) | Total Corr'd PSD (dBm/500KHz) | PSD Limit (dBm/500KHz) | PSD Margin (dB) |
|---|---|---|---|---|---|
| Low | 5745 | 9.366 | 9.466 | 20.534 | -11.07 |
| Mid | 5785 | 8.869 | 8.969 | 21.031 | -12.06 |
| High | 5825 | 8.556 | 8.656 | 21.344 | -12.69 |

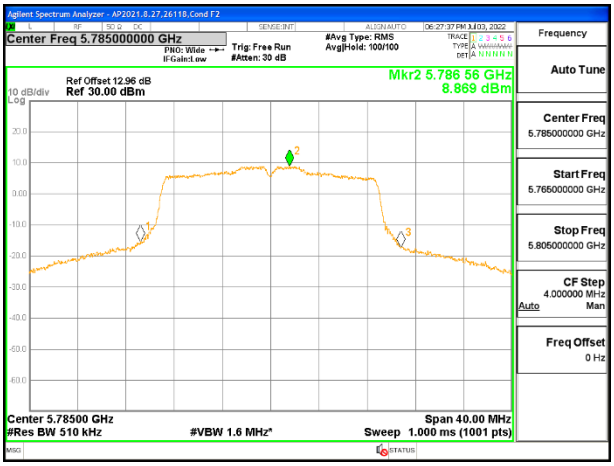


**MID CHANNEL**



UL VERIFICATION SERVICES INC.
47173 Benicia Street, Fremont, CA 94538; USA TEL:(510) 319-4000 FAX:(510) 661-0888

*This report shall not be reproduced except in full, without the written approval of UL Verification Services Inc.*

**1TX Antenna 5 MODE (FCC+IC)**

| | |
|---|---|
| **Test Engineer:** | 26118 |
| **Test Date:** | 07/03/2022 |

**Antenna Gain and Limit**

| Channel | Frequency (MHz) | Directional Gain (dBi) | Power Limit (dBm) | PSD Limit (dBm/500KHz) |
|---|---|---|---|---|
| Low | 5745 | -1.70 | 30.00 | 30.00 |
| Mid | 5785 | -1.70 | 30.00 | 30.00 |
| High | 5825 | -1.70 | 30.00 | 30.00 |

| | | |
|---|---|---|
| **Duty Cycle CF (dB)** | 0.10 | **Included in Calculations of Corr'd PSD** |

**Output Power Results**

| Channel | Frequency (MHz) | Antenna 5 Meas Power (dBm) | Total Corr'd Power (dBm) | Power Limit (dBm) | Power Margin (dB) |
|---|---|---|---|---|---|
| Low | 5745 | 21.18 | 21.18 | 30.00 | -8.82 |
| Mid | 5785 | 21.17 | 21.17 | 30.00 | -8.83 |
| High | 5825 | 21.16 | 21.16 | 30.00 | -8.84 |

**PSD Results**

| Channel | Frequency (MHz) | Antenna 5 Meas PSD (dBm/500KHz) | Total Corr'd PSD (dBm/500KHz) | PSD Limit (dBm/500KHz) | PSD Margin (dB) |
|---|---|---|---|---|---|
| Low | 5745 | 9.092 | 9.192 | 30.00 | -20.81 |
| Mid | 5785 | 8.695 | 8.795 | 30.00 | -21.21 |
| High | 5825 | 8.477 | 8.577 | 30.00 | -21.42 |

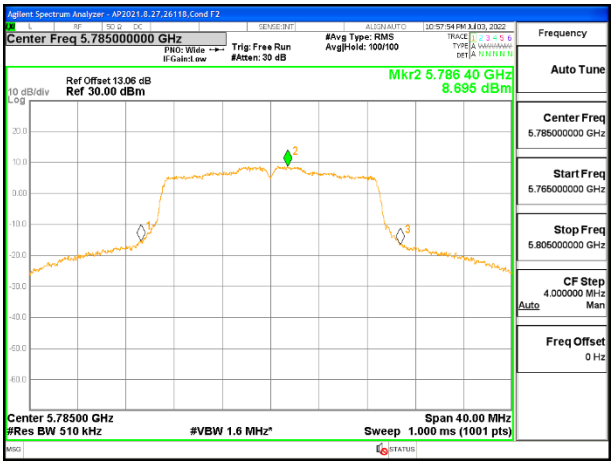


**MID CHANNEL**



UL VERIFICATION SERVICES INC.
47173 Benicia Street, Fremont, CA 94538; USA TEL:(510) 319-4000 FAX:(510) 661-0888

*This report shall not be reproduced except in full, without the written approval of UL Verification Services Inc.*

**2TX Antenna 6 + Antenna 5 CDD MODE (FCC+IC)**

| | |
|---|---|
| **Test Engineer:** | 26118 |
| **Test Date:** | 07/04/2022,07/04/2022 |

**Antenna Gain and Limit**

| Channel | Frequency (MHz) | Directional Gain For Power (dBi) | Directional Gain For PSD (dBi) | Power Limit (dBm) | PSD Limit (dBm/500KHz) |
|---|---|---|---|---|---|
| Low | 5745 | -2.59 | 0.37 | 30.00 | 30.00 |
| Mid | 5785 | -2.59 | 0.37 | 30.00 | 30.00 |
| High | 5825 | -2.59 | 0.37 | 30.00 | 30.00 |

| | | |
|---|---|---|
| **Duty Cycle CF (dB)** | 0.10 | **Included in Calculations of Corr'd PSD** |

**Output Power Results**

| Channel | Frequency (MHz) | Antenna 6 Meas Power (dBm) | Antenna 5 Meas Power (dBm) | Total Corr'd Power (dBm) | Power Limit (dBm) | Power Margin (dB) |
|---|---|---|---|---|---|---|
| Low | 5745 | 21.24 | 21.22 | 24.24 | 30.00 | -5.76 |
| Mid | 5785 | 21.18 | 21.21 | 24.21 | 30.00 | -5.79 |
| High | 5825 | 21.21 | 21.20 | 24.22 | 30.00 | -5.78 |

**PSD Results**

| Channel | Frequency (MHz) | Antenna 6 Meas PSD (dBm/500KHz) | Antenna 5 Meas PSD (dBm/500KHz) | Total Corr'd PSD (dBm/500KHz) | PSD Limit (dBm/500KHz) | PSD Margin (dB) |
|---|---|---|---|---|---|---|
| Low | 5745 | 9.119 | 8.937 | 12.139 | 30.00 | -17.861 |
| Mid | 5785 | 8.453 | 8.773 | 11.726 | 30.00 | -18.274 |
| High | 5825 | 8.715 | 8.620 | 11.778 | 30.00 | -18.222 |

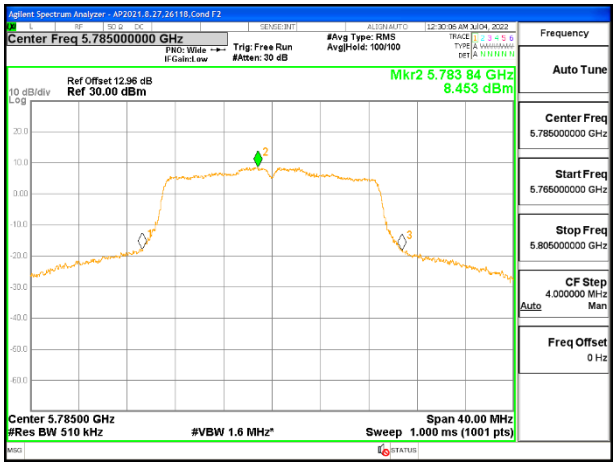


**MID CHANNEL [ANT 6]**

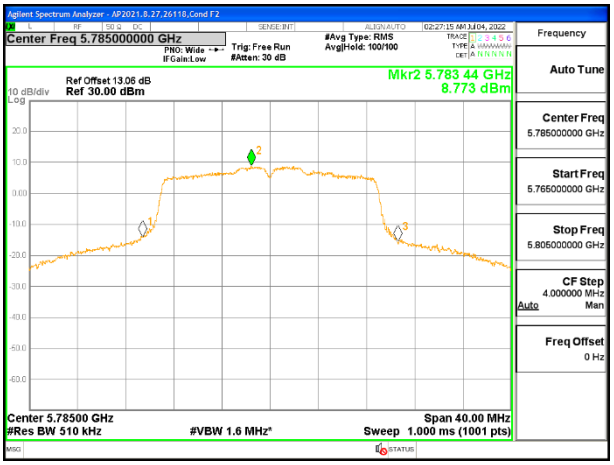


**MID CHANNEL [ANT 5]**



UL VERIFICATION SERVICES INC.
47173 Benicia Street, Fremont, CA 94538; USA TEL:(510) 319-4000 FAX:(510) 661-0888

*This report shall not be reproduced except in full, without the written approval of UL Verification Services Inc.*

## 9.4.20. 802.11n HT40 MODE IN THE 5.8 GHz BAND

**1TX Antenna 6 MODE (FCC+IC)**

| | |
|---|---|
| **Test Engineer:** | 26118 |
| **Test Date:** | 07/03/2022 |

**Antenna Gain and Limit**

| Channel | Frequency (MHz) | Directional Gain (dBi) | Power Limit (dBm) | PSD Limit (dBm/500KHz) |
|---|---|---|---|---|
| Low | 5755 | -3.70 | 30.00 | 30.00 |
| High | 5795 | -3.70 | 30.00 | 30.00 |

| | | |
|---|---|---|
| **Duty Cycle CF (dB)** | 0.17 | **Included in Calculations of Corr'd PSD** |

**Output Power Results**

| Channel | Frequency (MHz) | Antenna 6 Meas Power (dBm) | Total Corr'd Power (dBm) | Power Limit (dBm) | Power Margin (dB) |
|---|---|---|---|---|---|
| Low | 5755 | 20.13 | 20.13 | 30.00 | -9.87 |
| High | 5795 | 20.11 | 20.11 | 30.00 | -9.89 |

**PSD Results**

| Channel | Frequency (MHz) | Antenna 6 Meas PSD (dBm/500KHz) | Total Corr'd PSD (dBm/500KHz) | PSD Limit (dBm/500KHz) | PSD Margin (dB) |
|---|---|---|---|---|---|
| Low | 5755 | 4.820 | 4.990 | 30.00 | -25.01 |
| High | 5795 | 4.624 | 4.794 | 30.00 | -25.21 |

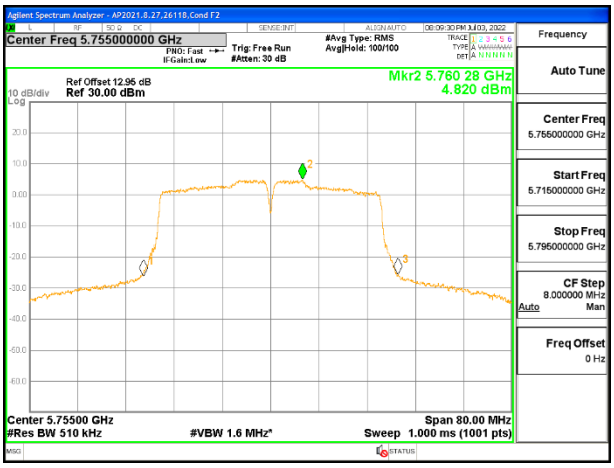


**LOW CHANNEL**



UL VERIFICATION SERVICES INC.
47173 Benicia Street, Fremont, CA 94538; USA TEL:(510) 319-4000 FAX:(510) 661-0888

*This report shall not be reproduced except in full, without the written approval of UL Verification Services Inc.*

**1TX Antenna 5 MODE (FCC+IC)**

| | |
|---|---|
| **Test Engineer:** | 26118 |
| **Test Date:** | 07/03/2022 |

**Antenna Gain and Limit**

| Channel | Frequency (MHz) | Directional Gain (dBi) | Power Limit (dBm) | PSD Limit (dBm/500KHz) |
|---|---|---|---|---|
| Low | 5755 | -1.70 | 30.00 | 30.00 |
| High | 5795 | -1.70 | 30.00 | 30.00 |

| | | |
|---|---|---|
| **Duty Cycle CF (dB)** | 0.17 | **Included in Calculations of Corr'd PSD** |

**Output Power Results**

| Channel | Frequency (MHz) | Antenna 5 Meas Power (dBm) | Total Corr'd Power (dBm) | Power Limit (dBm) | Power Margin (dB) |
|---|---|---|---|---|---|
| Low | 5755 | 20.10 | 20.10 | 30.00 | -9.90 |
| High | 5795 | 20.22 | 20.22 | 30.00 | -9.78 |

**PSD Results**

| Channel | Frequency (MHz) | Antenna 5 Meas PSD (dBm/500KHz) | Total Corr'd PSD (dBm/500KHz) | PSD Limit (dBm/500KHz) | PSD Margin (dB) |
|---|---|---|---|---|---|
| Low | 5755 | 4.541 | 4.711 | 30.00 | -25.29 |
| High | 5795 | 4.713 | 4.883 | 30.00 | -25.12 |

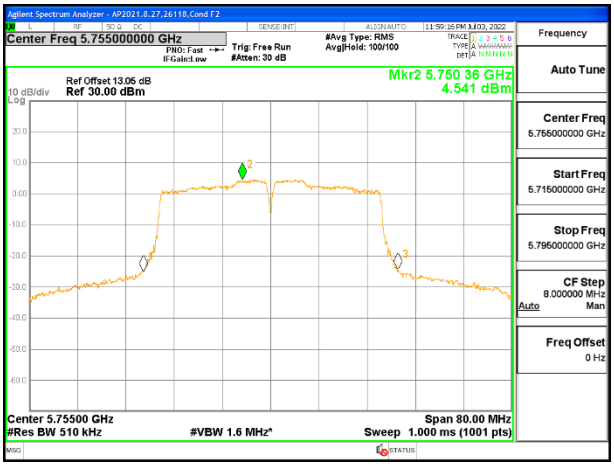


**LOW CHANNEL**



UL VERIFICATION SERVICES INC.
47173 Benicia Street, Fremont, CA 94538; USA TEL:(510) 319-4000 FAX:(510) 661-0888

*This report shall not be reproduced except in full, without the written approval of UL Verification Services Inc.*

**2TX Antenna 6 + Antenna 5 CDD MODE (FCC+IC)**

| | |
|---|---|
| **Test Engineer:** | 26118 |
| **Test Date:** | 07/04/2022 |

**Antenna Gain and Limit**

| Channel | Frequency (MHz) | Directional Gain For Power (dBi) | Directional Gain For PSD (dBi) | Power Limit (dBm) | PSD Limit (dBm/500KHz) |
|---|---|---|---|---|---|
| Low | 5755 | -2.59 | 0.37 | 30.00 | 30.00 |
| High | 5795 | -2.59 | 0.37 | 30.00 | 30.00 |

| | | |
|---|---|---|
| **Duty Cycle CF (dB)** | 0.17 | **Included in Calculations of Corr'd PSD** |

**Output Power Results**

| Channel | Frequency (MHz) | Antenna 6 Meas Power (dBm) | Antenna 5 Meas Power (dBm) | Total Corr'd Power (dBm) | Power Limit (dBm) | Power Margin (dB) |
|---|---|---|---|---|---|---|
| Low | 5755 | 20.21 | 20.18 | 23.21 | 30.00 | -6.79 |
| High | 5795 | 20.19 | 20.17 | 23.19 | 30.00 | -6.81 |

**PSD Results**

| Channel | Frequency (MHz) | Antenna 6 Meas PSD (dBm/500KHz) | Antenna 5 Meas PSD (dBm/500KHz) | Total Corr'd PSD (dBm/500KHz) | PSD Limit (dBm/500KHz) | PSD Margin (dB) |
|---|---|---|---|---|---|---|
| Low | 5755 | 5.018 | 4.853 | 8.117 | 30.00 | -21.883 |
| High | 5795 | 4.802 | 4.758 | 7.960 | 30.00 | -22.040 |

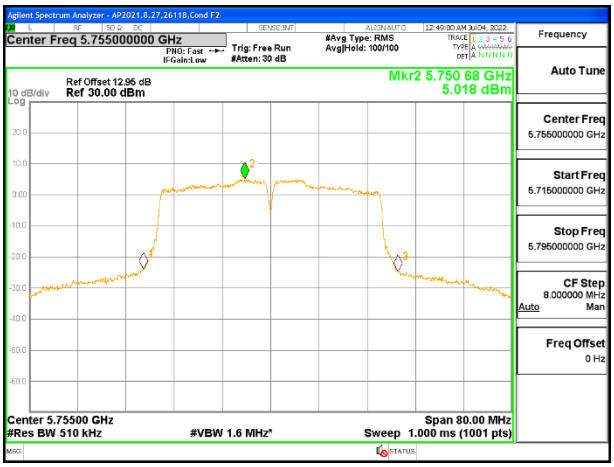


**LOW CHANNEL [ANT 6]**

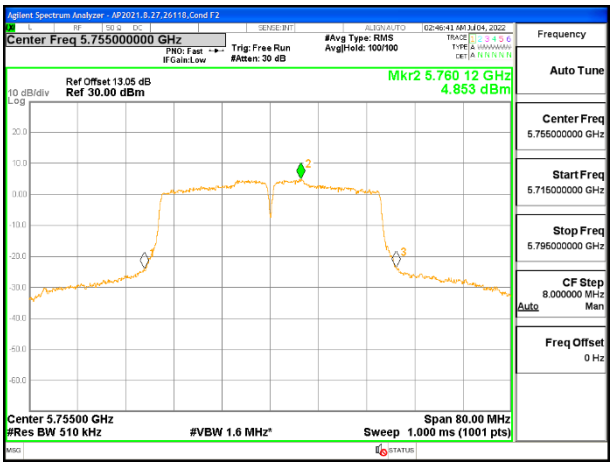


**LOW CHANNEL [ANT 5]**



UL VERIFICATION SERVICES INC.
47173 Benicia Street, Fremont, CA 94538; USA TEL:(510) 319-4000 FAX:(510) 661-0888

*This report shall not be reproduced except in full, without the written approval of UL Verification Services Inc.*

## 9.4.21. 802.11ac VHT80 MODE IN THE 5.8 GHz BAND

**1TX Antenna 6 MODE (FCC+IC)**

| | |
|---|---|
| **Test Engineer:** | 26118 |
| **Test Date:** | 07/03/2022 |

**Antenna Gain and Limit**

| Channel | Frequency (MHz) | Directional Gain (dBi) | Power Limit (dBm) | PSD Limit (dBm/500KHz) |
|---|---|---|---|---|
| Mid | 5775 | -3.70 | 30.00 | 30.00 |

| | | |
|---|---|---|
| **Duty Cycle CF (dB)** | 0.40 | **Included in Calculations of Corr'd PSD** |

**Output Power Results**

| Channel | Frequency (MHz) | Antenna 6 Meas Power (dBm) | Total Corr'd Power (dBm) | Power Limit (dBm) | Power Margin (dB) |
|---|---|---|---|---|---|
| Mid | 5775 | 20.14 | 20.14 | 30.00 | -9.86 |

**PSD Results**

| Channel | Frequency (MHz) | Antenna 6 Meas PSD (dBm/500KHz) | Total Corr'd PSD (dBm/500KHz) | PSD Limit (dBm/500KHz) | PSD Margin (dB) |
|---|---|---|---|---|---|
| Mid | 5775 | 1.934 | 2.334 | 30.00 | -27.67 |

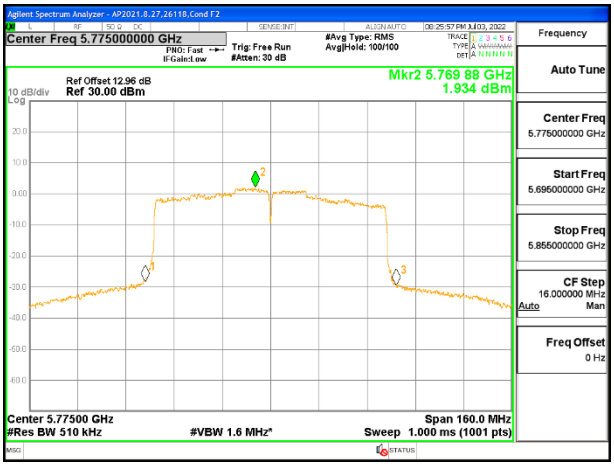


**MID CHANNEL**



UL VERIFICATION SERVICES INC.
47173 Benicia Street, Fremont, CA 94538; USA TEL:(510) 319-4000 FAX:(510) 661-0888

*This report shall not be reproduced except in full, without the written approval of UL Verification Services Inc.*