1TX Antenna 5 MODE (FCC+IC)

Test Engineer:	26118
Test Date:	07/04/2022

Antenna Gain and Limit

Channel	Frequency (MHz)	Directional Gain (dBi)	Power Limit (dBm)	PSD Limit (dBm/500KHz)
Mid	5775	-1.70	30.00	30.00

Duty Cycle CF (dB)	0.40	**Included in Calculations of Corr'd PSD**

Output Power Results

Channel	Frequency (MHz)	Antenna 5 Meas Power (dBm)	Total Corr'd Power (dBm)	Power Limit (dBm)	Power Margin (dB)
Mid	5775	20.13	20.13	30.00	-9.87

PSD Results

Channel	Frequency (MHz)	Antenna 5 Meas PSD (dBm/500KHz)	Total Corr'd PSD (dBm/500KHz)	PSD Limit (dBm/500KHz)	PSD Margin (dB)
Mid	5775	1.821	2.221	30.00	-27.78

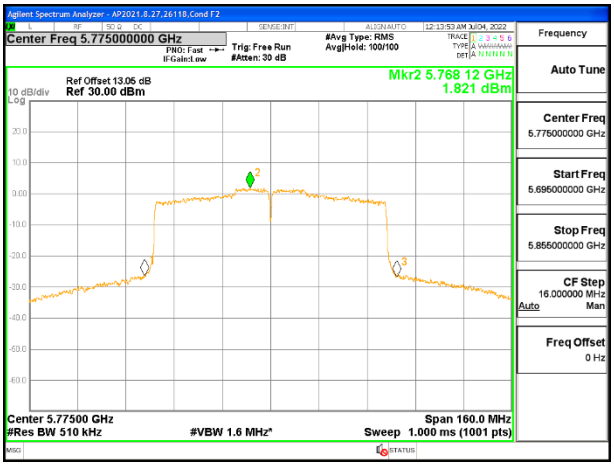

MID CHANNEL

UL VERIFICATION SERVICES INC.
47173 Benicia Street, Fremont, CA 94538; USA TEL:(510) 319-4000 FAX:(510) 661-0888

This report shall not be reproduced except in full, without the written approval of UL Verification Services Inc.

2TX Antenna 6 + Antenna 5 CDD MODE (FCC+IC)

Test Engineer:	26118
Test Date:	07/04/2022

Antenna Gain and Limit

Channel	Frequency (MHz)	Directional Gain For Power (dBi)	Directional Gain For PSD (dBi)	Power Limit (dBm)	PSD Limit (dBm/500KHz)
Mid	5775	-2.59	0.37	30.00	30.00

Duty Cycle CF (dB)	0.40	**Included in Calculations of Corr'd PSD**

Output Power Results

Channel	Frequency (MHz)	Antenna 6 Meas Power (dBm)	Antenna 5 Meas Power (dBm)	Total Corr'd Power (dBm)	Power Limit (dBm)	Power Margin (dB)
Mid	5775	20.21	20.22	23.23	30.00	-6.77

PSD Results

Channel	Frequency (MHz)	Antenna 6 Meas PSD (dBm/500KHz)	Antenna 5 Meas PSD (dBm/500KHz)	Total Corr'd PSD (dBm/500KHz)	PSD Limit (dBm/500KHz)	PSD Margin (dB)
Mid	5775	2.079	2.111	5.505	30.00	-24.495

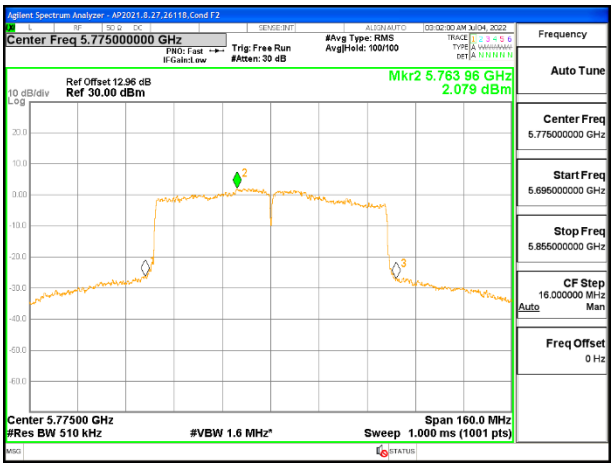

MID CHANNEL [ANT 6]

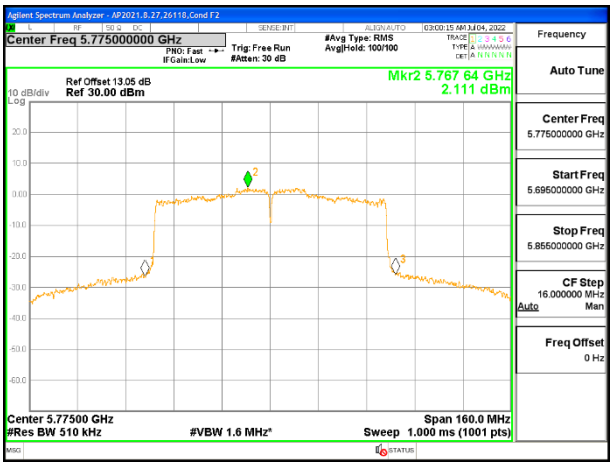

MID CHANNEL [ANT 5]

UL VERIFICATION SERVICES INC.
47173 Benicia Street, Fremont, CA 94538; USA TEL:(510) 319-4000 FAX:(510) 661-0888

This report shall not be reproduced except in full, without the written approval of UL Verification Services Inc.

9.4.22. 802.11ax HE20 MODE IN THE 5.8 GHz BAND

1TX Antenna 6 MODE (FCC+IC) MOBILE – 26 Tones, RU Index 0

Test Engineer:	28161
Test Date:	07/02/2022

Antenna Gain and Limit

Channel	Frequency (MHz)	Directional Gain (dBi)	Power Limit (dBm)	PSD Limit (dBm/500KHz)
Low	5745	-3.70	30.00	30.00
Mid	5785	-3.70	30.00	30.00
High	5825	-3.70	30.00	30.00

Duty Cycle CF (dB)	0.00	**Included in Calculations of Corr'd PSD**

Output Power Results

Channel	Frequency (MHz)	Antenna 6 Meas Power (dBm)	Total Corr'd Power (dBm)	Power Limit (dBm)	Power Margin (dB)
Low	5745	11.71	11.71	30.00	-18.29
Mid	5785	11.67	11.67	30.00	-18.33
High	5825	11.73	11.73	30.00	-18.27

PSD Results

Channel	Frequency (MHz)	Antenna 6 Meas PSD (dBm/500KHz)	Total Corr'd PSD (dBm/500KHz)	PSD Limit (dBm/500KHz)	PSD Margin (dB)
Low	5745	7.455	7.455	30.00	-22.55
Mid	5785	7.345	7.345	30.00	-22.66
High	5825	7.615	7.615	30.00	-22.39

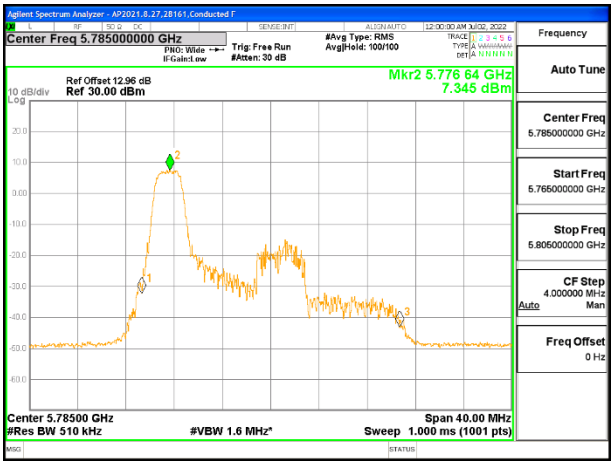

MID CHANNEL

UL VERIFICATION SERVICES INC.
47173 Benicia Street, Fremont, CA 94538; USA TEL:(510) 319-4000 FAX:(510) 661-0888

This report shall not be reproduced except in full, without the written approval of UL Verification Services Inc.

1TX Antenna 6 MODE (FCC+IC) MOBILE – 26 Tones, RU Index 4

Test Engineer:	28161
Test Date:	07/03/2022

Antenna Gain and Limit

Channel	Frequency (MHz)	Directional Gain (dBi)	Power Limit (dBm)	PSD Limit (dBm/500KHz)
Low	5745	-3.70	30.00	30.00
Mid	5785	-3.70	30.00	30.00
High	5825	-3.70	30.00	30.00

Duty Cycle CF (dB)	0.00	**Included in Calculations of Corr'd PSD**

Output Power Results

Channel	Frequency (MHz)	Antenna 6 Meas Power (dBm)	Total Corr'd Power (dBm)	Power Limit (dBm)	Power Margin (dB)
Low	5745	11.67	11.67	30.00	-18.33
Mid	5785	11.70	11.70	30.00	-18.30
High	5825	11.75	11.75	30.00	-18.25

PSD Results

Channel	Frequency (MHz)	Antenna 6 Meas PSD (dBm/500KHz)	Total Corr'd PSD (dBm/500KHz)	PSD Limit (dBm/500KHz)	PSD Margin (dB)
Low	5745	7.062	7.062	30.00	-22.94
Mid	5785	7.346	7.346	30.00	-22.65
High	5825	7.891	7.891	30.00	-22.11

MID CHANNEL

UL VERIFICATION SERVICES INC.
47173 Benicia Street, Fremont, CA 94538; USA TEL:(510) 319-4000 FAX:(510) 661-0888

This report shall not be reproduced except in full, without the written approval of UL Verification Services Inc.

1TX Antenna 6 MODE (FCC+IC) MOBILE – 26 Tones, RU Index 8

Test Engineer:	28161
Test Date:	07/02/2022

Antenna Gain and Limit

Channel	Frequency (MHz)	Directional Gain (dBi)	Power Limit (dBm)	PSD Limit (dBm/500KHz)
Low	5745	-3.70	30.00	30.00
Mid	5785	-3.70	30.00	30.00
High	5825	-3.70	30.00	30.00

Duty Cycle CF (dB)	0.00	**Included in Calculations of Corr'd PSD**

Output Power Results

Channel	Frequency (MHz)	Antenna 6 Meas Power (dBm)	Total Corr'd Power (dBm)	Power Limit (dBm)	Power Margin (dB)
Low	5745	11.71	11.71	30.00	-18.29
Mid	5785	11.73	11.73	30.00	-18.27
High	5825	11.75	11.75	30.00	-18.25

PSD Results

Channel	Frequency (MHz)	Antenna 6 Meas PSD (dBm/500KHz)	Total Corr'd PSD (dBm/500KHz)	PSD Limit (dBm/500KHz)	PSD Margin (dB)
Low	5745	7.431	7.431	30.00	-22.57
Mid	5785	7.558	7.558	30.00	-22.44
High	5825	7.599	7.599	30.00	-22.40

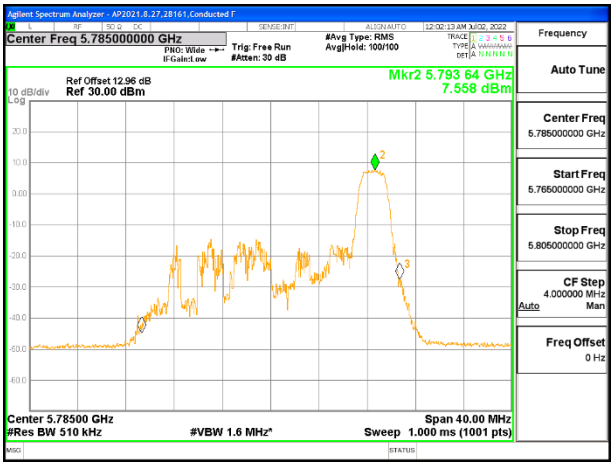

MID CHANNEL

UL VERIFICATION SERVICES INC.
47173 Benicia Street, Fremont, CA 94538; USA TEL:(510) 319-4000 FAX:(510) 661-0888

This report shall not be reproduced except in full, without the written approval of UL Verification Services Inc.

1TX Antenna 6 MODE (FCC+IC) MOBILE – SU Mode

Test Engineer:	28493
Test Date:	07/05/2022

Antenna Gain and Limit

Channel	Frequency (MHz)	Directional Gain (dBi)	Power Limit (dBm)	PSD Limit (dBm/500KHz)
Low	5745	-3.70	30.00	30.00
Mid	5785	-3.70	30.00	30.00
High	5825	-3.70	30.00	30.00

Duty Cycle CF (dB)	0.00	**Included in Calculations of Corr'd PSD**

Output Power Results

Channel	Frequency (MHz)	Antenna 6 Meas Power (dBm)	Total Corr'd Power (dBm)	Power Limit (dBm)	Power Margin (dB)
Low	5745	21.22	21.22	30.00	-8.78
Mid	5785	21.18	21.18	30.00	-8.82
High	5825	21.18	21.18	30.00	-8.82

PSD Results

Channel	Frequency (MHz)	Antenna 6 Meas PSD (dBm/500KHz)	Total Corr'd PSD (dBm/500KHz)	PSD Limit (dBm/500KHz)	PSD Margin (dB)
Low	5745	8.818	8.818	30.00	-21.18
Mid	5785	8.651	8.651	30.00	-21.35
High	5825	8.680	8.680	30.00	-21.32

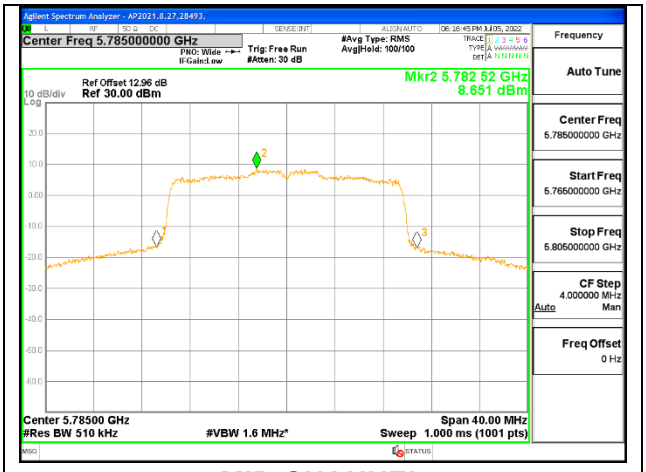

MID CHANNEL

UL VERIFICATION SERVICES INC.
47173 Benicia Street, Fremont, CA 94538; USA TEL:(510) 319-4000 FAX:(510) 661-0888

This report shall not be reproduced except in full, without the written approval of UL Verification Services Inc.

1TX Antenna 5 MODE (FCC+IC) MOBILE – 26 Tones, RU Index 0

Test Engineer:	28161
Test Date:	07/03/2022

Antenna Gain and Limit

Channel	Frequency (MHz)	Directional Gain (dBi)	Power Limit (dBm)	PSD Limit (dBm/500KHz)
Low	5745	-1.70	30.00	30.00
Mid	5785	-1.70	30.00	30.00
High	5825	-1.70	30.00	30.00

Duty Cycle CF (dB)	0.00	**Included in Calculations of Corr'd PSD**

Output Power Results

Channel	Frequency (MHz)	Antenna 5 Meas Power (dBm)	Total Corr'd Power (dBm)	Power Limit (dBm)	Power Margin (dB)
Low	5745	11.71	11.71	30.00	-18.29
Mid	5785	11.69	11.69	30.00	-18.31
High	5825	11.75	11.75	30.00	-18.25

PSD Results

Channel	Frequency (MHz)	Antenna 5 Meas PSD (dBm/500KHz)	Total Corr'd PSD (dBm/500KHz)	PSD Limit (dBm/500KHz)	PSD Margin (dB)
Low	5745	7.403	7.403	30.00	-22.60
Mid	5785	7.538	7.538	30.00	-22.46
High	5825	7.845	7.845	30.00	-22.16

MID CHANNEL

UL VERIFICATION SERVICES INC.
47173 Benicia Street, Fremont, CA 94538; USA TEL:(510) 319-4000 FAX:(510) 661-0888

This report shall not be reproduced except in full, without the written approval of UL Verification Services Inc.

1TX Antenna 5 MODE (FCC+IC) MOBILE – 26 Tones, RU Index 4

Test Engineer:	28161
Test Date:	07/03/2022

Antenna Gain and Limit

Channel	Frequency (MHz)	Directional Gain (dBi)	Power Limit (dBm)	PSD Limit (dBm/500KHz)
Low	5745	-1.70	30.00	30.00
Mid	5785	-1.70	30.00	30.00
High	5825	-1.70	30.00	30.00

Duty Cycle CF (dB)	0.00	**Included in Calculations of Corr'd PSD**

Output Power Results

Channel	Frequency (MHz)	Antenna 5 Meas Power (dBm)	Total Corr'd Power (dBm)	Power Limit (dBm)	Power Margin (dB)
Low	5745	11.68	11.68	30.00	-18.32
Mid	5785	11.70	11.70	30.00	-18.30
High	5825	11.74	11.74	30.00	-18.26

PSD Results

Channel	Frequency (MHz)	Antenna 5 Meas PSD (dBm/500KHz)	Total Corr'd PSD (dBm/500KHz)	PSD Limit (dBm/500KHz)	PSD Margin (dB)
Low	5745	7.119	7.119	30.00	-22.88
Mid	5785	7.307	7.307	30.00	-22.69
High	5825	7.758	7.758	30.00	-22.24

MID CHANNEL

UL VERIFICATION SERVICES INC.
47173 Benicia Street, Fremont, CA 94538; USA TEL:(510) 319-4000 FAX:(510) 661-0888

This report shall not be reproduced except in full, without the written approval of UL Verification Services Inc.

1TX Antenna 5 MODE (FCC+IC) MOBILE – 26 Tones, RU Index 8

Test Engineer:	28161
Test Date:	07/03/2022

Antenna Gain and Limit

Channel	Frequency (MHz)	Directional Gain (dBi)	Power Limit (dBm)	PSD Limit (dBm/500KHz)
Low	5745	-1.70	30.00	30.00
Mid	5785	-1.70	30.00	30.00
High	5825	-1.70	30.00	30.00

Duty Cycle CF (dB)	0.00	**Included in Calculations of Corr'd PSD**

Output Power Results

Channel	Frequency (MHz)	Antenna 5 Meas Power (dBm)	Total Corr'd Power (dBm)	Power Limit (dBm)	Power Margin (dB)
Low	5745	11.71	11.71	30.00	-18.29
Mid	5785	11.74	11.74	30.00	-18.26
High	5825	11.75	11.75	30.00	-18.25

PSD Results

Channel	Frequency (MHz)	Antenna 5 Meas PSD (dBm/500KHz)	Total Corr'd PSD (dBm/500KHz)	PSD Limit (dBm/500KHz)	PSD Margin (dB)
Low	5745	7.474	7.474	30.00	-22.53
Mid	5785	7.628	7.628	30.00	-22.37
High	5825	7.724	7.724	30.00	-22.28

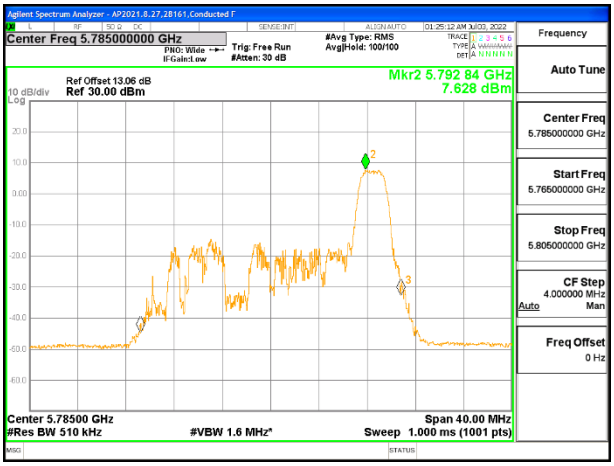

MID CHANNEL

UL VERIFICATION SERVICES INC.
47173 Benicia Street, Fremont, CA 94538; USA TEL:(510) 319-4000 FAX:(510) 661-0888

This report shall not be reproduced except in full, without the written approval of UL Verification Services Inc.

1TX Antenna 5 MODE (FCC+IC) MOBILE – SU Mode

Test Engineer:	28493
Test Date:	07/05/2022

Antenna Gain and Limit

Channel	Frequency (MHz)	Directional Gain (dBi)	Power Limit (dBm)	PSD Limit (dBm/500KHz)
Low	5745	-1.70	30.00	30.00
Mid	5785	-1.70	30.00	30.00
High	5825	-1.70	30.00	30.00

Duty Cycle CF (dB)	0.00	**Included in Calculations of Corr'd PSD**

Output Power Results

Channel	Frequency (MHz)	Antenna 5 Meas Power (dBm)	Total Corr'd Power (dBm)	Power Limit (dBm)	Power Margin (dB)
Low	5745	21.19	21.19	30.00	-8.81
Mid	5785	21.16	21.16	30.00	-8.84
High	5825	21.16	21.16	30.00	-8.84

PSD Results

Channel	Frequency (MHz)	Antenna 5 Meas PSD (dBm/500KHz)	Total Corr'd PSD (dBm/500KHz)	PSD Limit (dBm/500KHz)	PSD Margin (dB)
Low	5745	8.584	8.584	30.00	-21.42
Mid	5785	8.499	8.499	30.00	-21.50
High	5825	8.473	8.473	30.00	-21.53

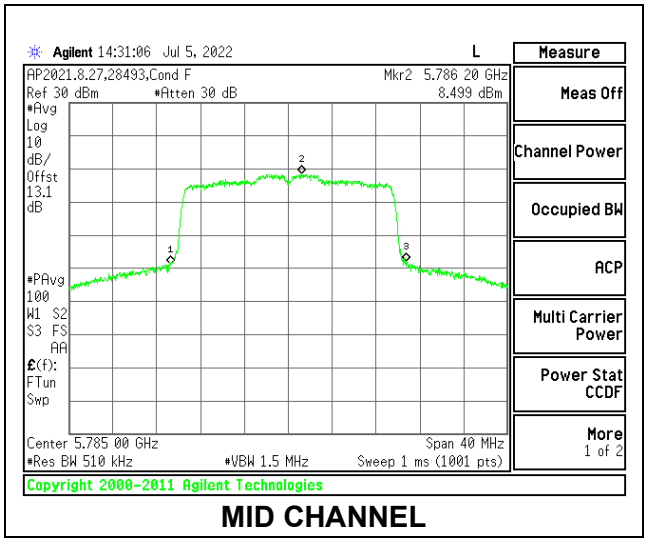

MID CHANNEL

UL VERIFICATION SERVICES INC.
47173 Benicia Street, Fremont, CA 94538; USA TEL:(510) 319-4000 FAX:(510) 661-0888

This report shall not be reproduced except in full, without the written approval of UL Verification Services Inc.

2TX Antenna 6 + Antenna 5 OFDMA MODE (FCC + IC) MOBILE – 26 Tones, RU Index 0

Test Engineer:	27700
Test Date:	07/03/2022

Antenna Gain and Limit

Channel	Frequency (MHz)	Directional Gain For Power (dBi)	Directional Gain For PSD (dBi)	Power Limit (dBm)	PSD Limit (dBm/500KHz)
Low	5745	-2.59	0.37	30.00	30.00
Mid	5785	-2.59	0.37	30.00	30.00
High	5825	-2.59	0.37	30.00	30.00

Duty Cycle CF (dB)	0.00	**Included in Calculations of Corr'd PSD**

Output Power Results

Channel	Frequency (MHz)	Antenna 6 Meas Power (dBm)	Antenna 5 Meas Power (dBm)	Total Corr'd Power (dBm)	Power Limit (dBm)	Power Margin (dB)
Low	5745	11.69	11.70	14.71	30.00	-15.29
Mid	5785	11.71	11.74	14.74	30.00	-15.26
High	5825	11.68	11.67	14.69	30.00	-15.31

PSD Results

Channel	Frequency (MHz)	Antenna 6 Meas PSD (dBm/500KHz)	Antenna 5 Meas PSD (dBm/500KHz)	Total Corr'd PSD (dBm/500KHz)	PSD Limit (dBm/500KHz)	PSD Margin (dB)
Low	5745	7.003	7.103	10.064	30.00	-19.936
Mid	5785	7.217	7.575	10.410	30.00	-19.590
High	5825	6.991	6.835	9.924	30.00	-20.076

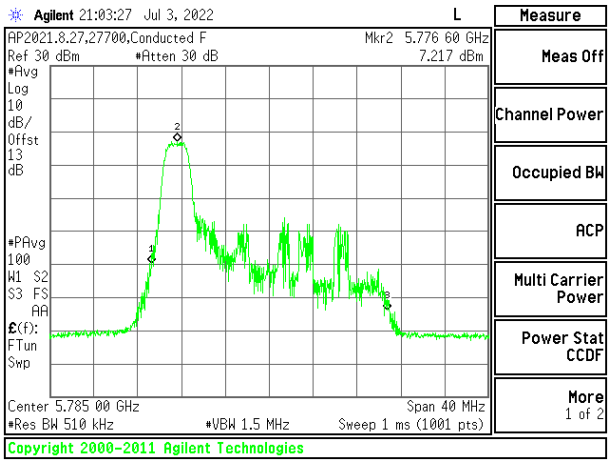

MID CHANNEL [ANT 6]

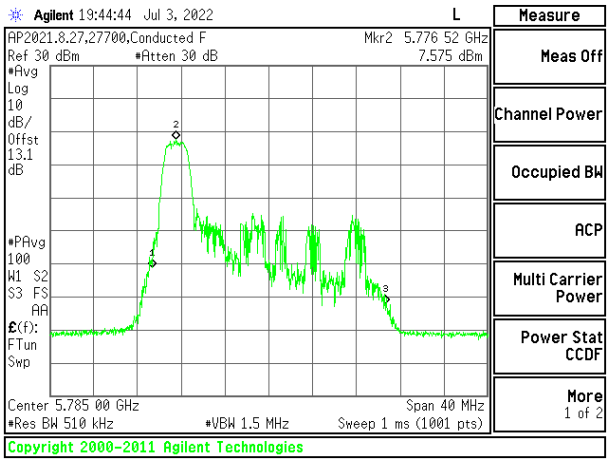

MID CHANNEL [ANT 5]

UL VERIFICATION SERVICES INC.
47173 Benicia Street, Fremont, CA 94538; USA TEL:(510) 319-4000 FAX:(510) 661-0888

This report shall not be reproduced except in full, without the written approval of UL Verification Services Inc.

2TX Antenna 6 + Antenna 5 OFDMA MODE (FCC + IC) MOBILE – 26 Tones, RU Index 4

Test Engineer:	27700
Test Date:	07/03/2022

Antenna Gain and Limit

Channel	Frequency (MHz)	Directional Gain For Power (dBi)	Directional Gain For PSD (dBi)	Power Limit (dBm)	PSD Limit (dBm/500KHz)
Low	5745	-2.59	0.37	30.00	30.00
Mid	5785	-2.59	0.37	30.00	30.00
High	5825	-2.59	0.37	30.00	30.00

Duty Cycle CF (dB)	0.00	**Included in Calculations of Corr'd PSD**

Output Power Results

Channel	Frequency (MHz)	Antenna 6 Meas Power (dBm)	Antenna 5 Meas Power (dBm)	Total Corr'd Power (dBm)	Power Limit (dBm)	Power Margin (dB)
Low	5745	11.67	11.66	14.68	30.00	-15.32
Mid	5785	11.69	11.69	14.70	30.00	-15.30
High	5825	11.72	11.72	14.73	30.00	-15.27

PSD Results

Channel	Frequency (MHz)	Antenna 6 Meas PSD (dBm/500KHz)	Antenna 5 Meas PSD (dBm/500KHz)	Total Corr'd PSD (dBm/500KHz)	PSD Limit (dBm/500KHz)	PSD Margin (dB)
Low	5745	6.748	6.644	9.707	30.00	-20.293
Mid	5785	6.900	6.911	9.916	30.00	-20.084
High	5825	7.224	7.262	10.253	30.00	-19.747

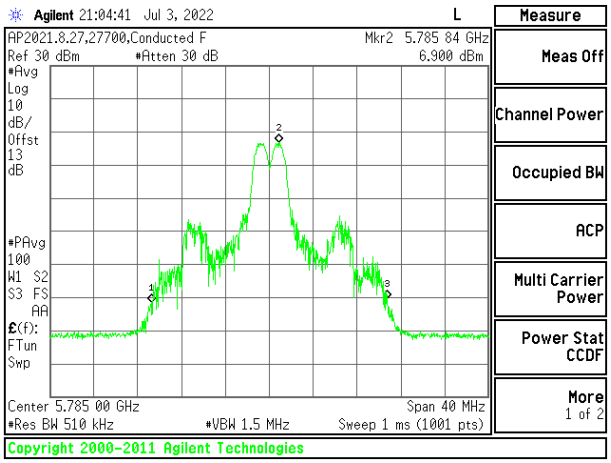

MID CHANNEL [ANT 6]

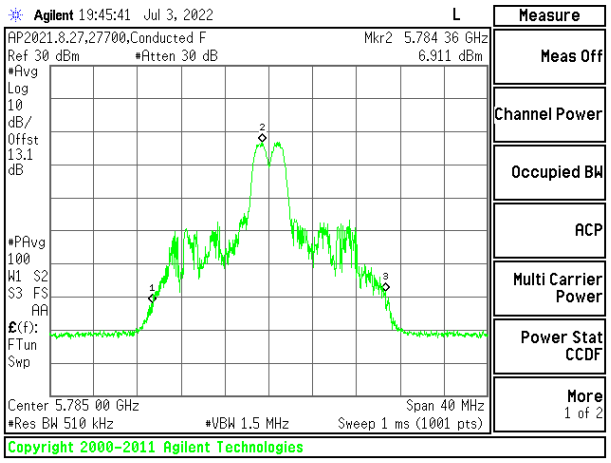

MID CHANNEL [ANT 5]

UL VERIFICATION SERVICES INC.
47173 Benicia Street, Fremont, CA 94538; USA TEL:(510) 319-4000 FAX:(510) 661-0888

This report shall not be reproduced except in full, without the written approval of UL Verification Services Inc.

2TX Antenna 6 + Antenna 5 OFDMA MODE (FCC + IC) MOBILE – 26 Tones, RU Index 8

Test Engineer:	27700
Test Date:	07/03/2022

Antenna Gain and Limit

Channel	Frequency (MHz)	Directional Gain For Power (dBi)	Directional Gain For PSD (dBi)	Power Limit (dBm)	PSD Limit (dBm/500KHz)
Low	5745	-2.59	0.37	30.00	30.00
Mid	5785	-2.59	0.37	30.00	30.00
High	5825	-2.59	0.37	30.00	30.00

Duty Cycle CF (dB)	0.00	**Included in Calculations of Corr'd PSD**

Output Power Results

Channel	Frequency (MHz)	Antenna 6 Meas Power (dBm)	Antenna 5 Meas Power (dBm)	Total Corr'd Power (dBm)	Power Limit (dBm)	Power Margin (dB)
Low	5745	11.65	11.69	14.68	30.00	-15.32
Mid	5785	11.65	11.66	14.67	30.00	-15.33
High	5825	11.66	11.64	14.66	30.00	-15.34

PSD Results

Channel	Frequency (MHz)	Antenna 6 Meas PSD (dBm/500KHz)	Antenna 5 Meas PSD (dBm/500KHz)	Total Corr'd PSD (dBm/500KHz)	PSD Limit (dBm/500KHz)	PSD Margin (dB)
	5745	6.931	7.359	10.161	30.00	-19.839
Mid	5785	6.918	7.049	9.994	30.00	-20.006
High	5825	7.086	6.876	9.993	30.00	-20.007

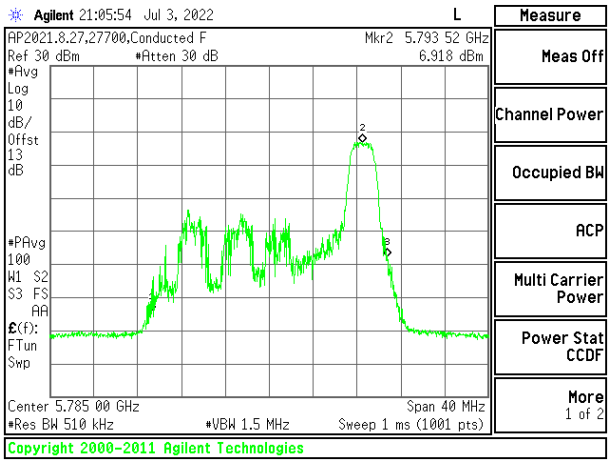

MID CHANNEL [ANT 6]

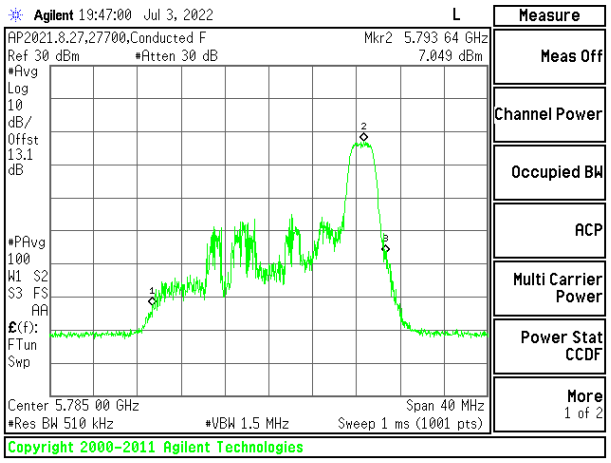

MID CHANNEL [ANT 5]

UL VERIFICATION SERVICES INC.
47173 Benicia Street, Fremont, CA 94538; USA TEL:(510) 319-4000 FAX:(510) 661-0888

This report shall not be reproduced except in full, without the written approval of UL Verification Services Inc.

2TX Antenna 6 + Antenna 5 OFDMA MODE (FCC + IC) MOBILE – SU Mode

Test Engineer:	28493
Test Date:	07/05/2022

Antenna Gain and Limit

Channel	Frequency (MHz)	Directional Gain For Power (dBi)	Directional Gain For PSD (dBi)	Power Limit (dBm)	PSD Limit (dBm/500KHz)
Low	5745	-2.59	0.37	30.00	30.00
Mid	5785	-2.59	0.37	30.00	30.00
High	5825	-2.59	0.37	30.00	30.00

Duty Cycle CF (dB)	0.00	**Included in Calculations of Corr'd PSD**

Output Power Results

Channel	Frequency (MHz)	Antenna 6 Meas Power (dBm)	Antenna 5 Meas Power (dBm)	Total Corr'd Power (dBm)	Power Limit (dBm)	Power Margin (dB)
Low	5745	21.20	21.22	24.22	30.00	-5.78
Mid	5785	21.19	21.19	24.20	30.00	-5.80
High	5825	21.16	21.18	24.18	30.00	-5.82

PSD Results

Channel	Frequency (MHz)	Antenna 6 Meas PSD (dBm/500KHz)	Antenna 5 Meas PSD (dBm/500KHz)	Total Corr'd PSD (dBm/500KHz)	PSD Limit (dBm/500KHz)	PSD Margin (dB)
Low	5745	8.711	8.903	11.818	30.00	-18.182
Mid	5785	8.651	8.684	11.678	30.00	-18.322
High	5825	8.342	8.596	11.481	30.00	-18.519

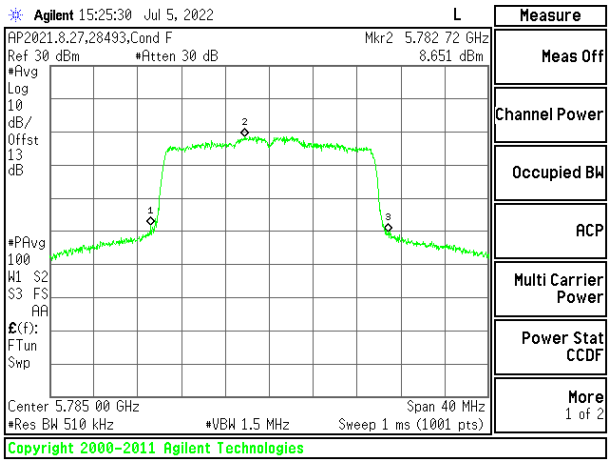

MID CHANNEL [ANT 6]

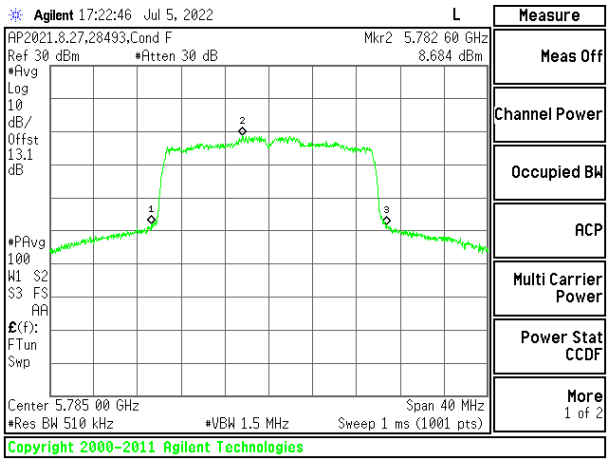

MID CHANNEL [ANT 5]

UL VERIFICATION SERVICES INC.
47173 Benicia Street, Fremont, CA 94538; USA TEL:(510) 319-4000 FAX:(510) 661-0888

This report shall not be reproduced except in full, without the written approval of UL Verification Services Inc.

9.4.23. 802.11ax HE40 MODE IN THE 5.8 GHz BAND

1TX Antenna 6 MODE (FCC+IC) MOBILE – 26 Tones, RU Index 0

Test Engineer:	28161
Test Date:	07/02/2022

Antenna Gain and Limit

Channel	Frequency (MHz)	Directional Gain (dBi)	Power Limit (dBm)	PSD Limit (dBm/500KHz)
Low	5755	-3.70	30.00	30.00
High	5795	-3.70	30.00	30.00

Duty Cycle CF (dB)	0.00	**Included in Calculations of Corr'd PSD**

Output Power Results

Channel	Frequency (MHz)	Antenna 6 Meas Power (dBm)	Total Corr'd Power (dBm)	Power Limit (dBm)	Power Margin (dB)
Low	5755	10.61	10.61	30.00	-19.39
High	5795	10.63	10.63	30.00	-19.37

PSD Results

Channel	Frequency (MHz)	Antenna 6 Meas PSD (dBm/500KHz)	Total Corr'd PSD (dBm/500KHz)	PSD Limit (dBm/500KHz)	PSD Margin (dB)
Low	5755	6.304	6.304	30.00	-23.70
High	5795	6.585	6.585	30.00	-23.42

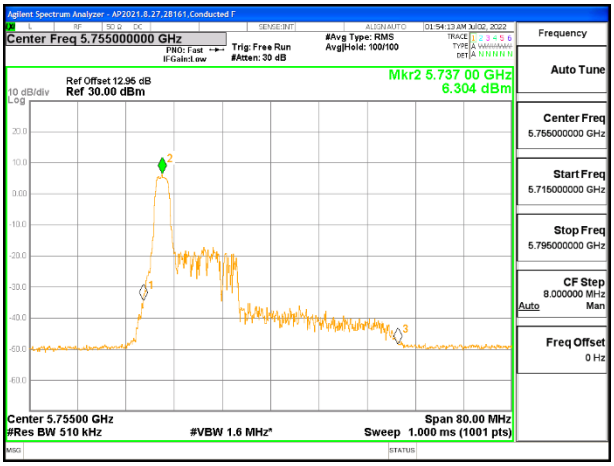

LOW CHANNEL

UL VERIFICATION SERVICES INC.
47173 Benicia Street, Fremont, CA 94538; USA TEL:(510) 319-4000 FAX:(510) 661-0888

This report shall not be reproduced except in full, without the written approval of UL Verification Services Inc.

1TX Antenna 6 MODE (FCC+IC) MOBILE – 26 Tones, RU Index 8

Test Engineer:	28161
Test Date:	07/02/2022

Antenna Gain and Limit

Channel	Frequency (MHz)	Directional Gain (dBi)	Power Limit (dBm)	PSD Limit (dBm/500KHz)
Low	5755	-3.70	30.00	30.00
High	5795	-3.70	30.00	30.00

Duty Cycle CF (dB)	0.00	**Included in Calculations of Corr'd PSD**

Output Power Results

Channel	Frequency (MHz)	Antenna 6 Meas Power (dBm)	Total Corr'd Power (dBm)	Power Limit (dBm)	Power Margin (dB)
Low	5755	10.61	10.61	30.00	-19.39
High	5795	10.68	10.68	30.00	-19.32

PSD Results

Channel	Frequency (MHz)	Antenna 6 Meas PSD (dBm/500KHz)	Total Corr'd PSD (dBm/500KHz)	PSD Limit (dBm/500KHz)	PSD Margin (dB)
Low	5755	6.077	6.077	30.00	-23.92
High	5795	6.735	6.735	30.00	-23.27

LOW CHANNEL

UL VERIFICATION SERVICES INC.
47173 Benicia Street, Fremont, CA 94538; USA TEL:(510) 319-4000 FAX:(510) 661-0888

This report shall not be reproduced except in full, without the written approval of UL Verification Services Inc.

1TX Antenna 6 MODE (FCC+IC) MOBILE – 26 Tones, RU Index 17

Test Engineer:	28161
Test Date:	07/02/2022

Antenna Gain and Limit

Channel	Frequency (MHz)	Directional Gain (dBi)	Power Limit (dBm)	PSD Limit (dBm/500KHz)
Low	5755	-3.70	30.00	30.00
High	5795	-3.70	30.00	30.00

Duty Cycle CF (dB)	0.00	**Included in Calculations of Corr'd PSD**

Output Power Results

Channel	Frequency (MHz)	Antenna 6 Meas Power (dBm)	Total Corr'd Power (dBm)	Power Limit (dBm)	Power Margin (dB)
Low	5755	10.63	10.63	30.00	-19.37
High	5795	10.61	10.61	30.00	-19.39

PSD Results

Channel	Frequency (MHz)	Antenna 6 Meas PSD (dBm/500KHz)	Total Corr'd PSD (dBm/500KHz)	PSD Limit (dBm/500KHz)	PSD Margin (dB)
Low	5755	6.325	6.325	30.00	-23.68
High	5795	6.018	6.018	30.00	-23.98

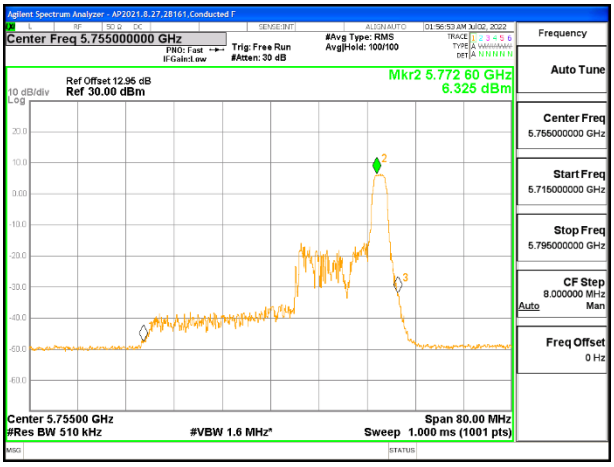

LOW CHANNEL

UL VERIFICATION SERVICES INC.
47173 Benicia Street, Fremont, CA 94538; USA TEL:(510) 319-4000 FAX:(510) 661-0888

This report shall not be reproduced except in full, without the written approval of UL Verification Services Inc.

1TX Antenna 6 MODE (FCC+IC) MOBILE – SU Mode

Test Engineer:	28493
Test Date:	07/05/2022

Antenna Gain and Limit

Channel	Frequency (MHz)	Directional Gain (dBi)	Power Limit (dBm)	PSD Limit (dBm/500KHz)
Low	5755	-3.70	30.00	30.00
High	5795	-3.70	30.00	30.00

Duty Cycle CF (dB)	0.13	**Included in Calculations of Corr'd PSD**

Output Power Results

Channel	Frequency (MHz)	Antenna 6 Meas Power (dBm)	Total Corr'd Power (dBm)	Power Limit (dBm)	Power Margin (dB)
Low	5755	20.15	20.15	30.00	-9.85
High	5795	20.13	20.13	30.00	-9.87

PSD Results

Channel	Frequency (MHz)	Antenna 6 Meas PSD (dBm/500KHz)	Total Corr'd PSD (dBm/500KHz)	PSD Limit (dBm/500KHz)	PSD Margin (dB)
Low	5755	3.706	3.836	30.00	-26.16
High	5795	3.596	3.726	30.00	-26.27

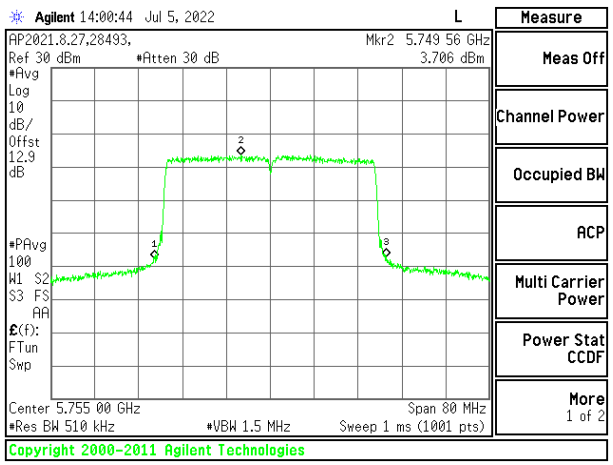

LOW CHANNEL

UL VERIFICATION SERVICES INC.
47173 Benicia Street, Fremont, CA 94538; USA TEL:(510) 319-4000 FAX:(510) 661-0888

This report shall not be reproduced except in full, without the written approval of UL Verification Services Inc.

1TX Antenna 5 MODE (FCC+IC) MOBILE – 26 Tones, RU Index 0

Test Engineer:	27700
Test Date:	07/03/2022

Antenna Gain and Limit

Channel	Frequency (MHz)	Directional Gain (dBi)	Power Limit (dBm)	PSD Limit (dBm/500KHz)
Low	5755	-1.70	30.00	30.00
High	5795	-1.70	30.00	30.00

Duty Cycle CF (dB)	0.00	**Included in Calculations of Corr'd PSD**

Output Power Results

Channel	Frequency (MHz)	Antenna 5 Meas Power (dBm)	Total Corr'd Power (dBm)	Power Limit (dBm)	Power Margin (dB)
Low	5755	10.65	10.65	30.00	-19.35
High	5795	10.62	10.62	30.00	-19.38

PSD Results

Channel	Frequency (MHz)	Antenna 5 Meas PSD (dBm/500KHz)	Total Corr'd PSD (dBm/500KHz)	PSD Limit (dBm/500KHz)	PSD Margin (dB)
Low	5755	6.703	6.703	30.00	-23.30
High	5795	6.446	6.446	30.00	-23.55

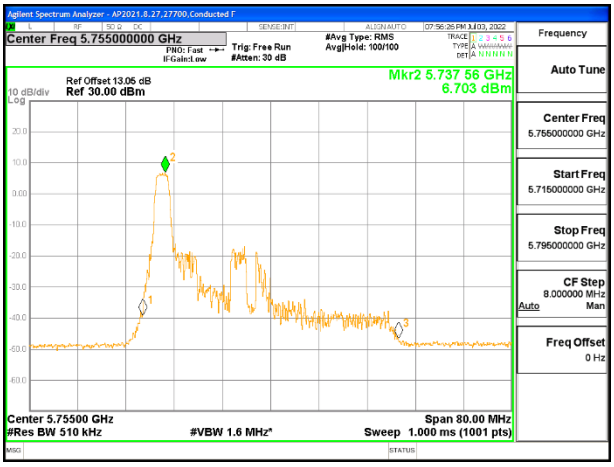

LOW CHANNEL

UL VERIFICATION SERVICES INC.
47173 Benicia Street, Fremont, CA 94538; USA TEL:(510) 319-4000 FAX:(510) 661-0888

This report shall not be reproduced except in full, without the written approval of UL Verification Services Inc.

1TX Antenna 5 MODE (FCC+IC) MOBILE – 26 Tones, RU Index 8

Test Engineer:	27700
Test Date:	07/03/2022

Antenna Gain and Limit

Channel	Frequency (MHz)	Directional Gain (dBi)	Power Limit (dBm)	PSD Limit (dBm/500KHz)
Low	5755	-1.70	30.00	30.00
High	5795	-1.70	30.00	30.00

Duty Cycle CF (dB)	0.00	**Included in Calculations of Corr'd PSD**

Output Power Results

Channel	Frequency (MHz)	Antenna 5 Meas Power (dBm)	Total Corr'd Power (dBm)	Power Limit (dBm)	Power Margin (dB)
Low	5755	10.59	10.59	30.00	-19.41
High	5795	10.65	10.65	30.00	-19.35

PSD Results

Channel	Frequency (MHz)	Antenna 5 Meas PSD (dBm/500KHz)	Total Corr'd PSD (dBm/500KHz)	PSD Limit (dBm/500KHz)	PSD Margin (dB)
Low	5755	5.892	5.892	30.00	-24.11
High	5795	6.441	6.441	30.00	-23.56

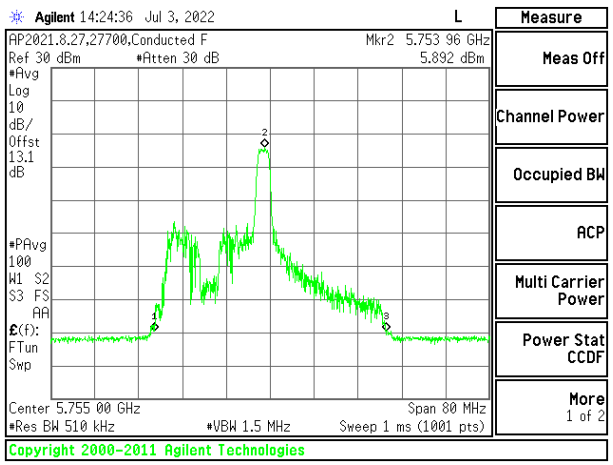

LOW CHANNEL

UL VERIFICATION SERVICES INC.
47173 Benicia Street, Fremont, CA 94538; USA TEL:(510) 319-4000 FAX:(510) 661-0888

This report shall not be reproduced except in full, without the written approval of UL Verification Services Inc.

1TX Antenna 5 MODE (FCC+IC) MOBILE – 26 Tones, RU Index 17

Test Engineer:	27700
Test Date:	07/03/2022

Antenna Gain and Limit

Channel	Frequency (MHz)	Directional Gain (dBi)	Power Limit (dBm)	PSD Limit (dBm/500KHz)
Low	5755	-1.70	30.00	30.00
High	5795	-1.70	30.00	30.00

Duty Cycle CF (dB)	0.00	**Included in Calculations of Corr'd PSD**

Output Power Results

Channel	Frequency (MHz)	Antenna 5 Meas Power (dBm)	Total Corr'd Power (dBm)	Power Limit (dBm)	Power Margin (dB)
Low	5755	10.65	10.65	30.00	-19.35
High	5795	10.62	10.62	30.00	-19.38

PSD Results

Channel	Frequency (MHz)	Antenna 5 Meas PSD (dBm/500KHz)	Total Corr'd PSD (dBm/500KHz)	PSD Limit (dBm/500KHz)	PSD Margin (dB)
Low	5755	6.511	6.511	30.00	-23.49
High	5795	6.089	6.089	30.00	-23.91

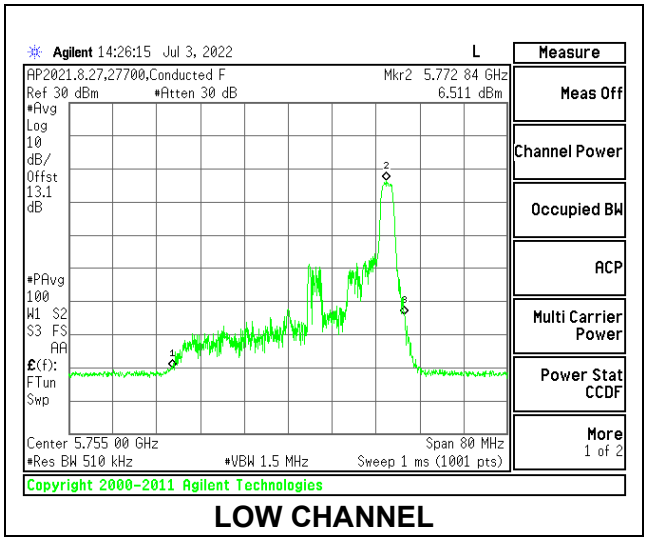

LOW CHANNEL

UL VERIFICATION SERVICES INC.
47173 Benicia Street, Fremont, CA 94538; USA TEL:(510) 319-4000 FAX:(510) 661-0888

This report shall not be reproduced except in full, without the written approval of UL Verification Services Inc.

1TX Antenna 5 MODE (FCC+IC) MOBILE – SU Mode

Test Engineer:	28493
Test Date:	07/05/2022

Antenna Gain and Limit

Channel	Frequency (MHz)	Directional Gain (dBi)	Power Limit (dBm)	PSD Limit (dBm/500KHz)
Low	5755	-1.70	30.00	30.00
High	5795	-1.70	30.00	30.00

Duty Cycle CF (dB)	0.13	**Included in Calculations of Corr'd PSD**

Output Power Results

Channel	Frequency (MHz)	Antenna 5 Meas Power (dBm)	Total Corr'd Power (dBm)	Power Limit (dBm)	Power Margin (dB)
Low	5755	20.14	20.14	30.00	-9.86
High	5795	20.13	20.13	30.00	-9.87

PSD Results

Channel	Frequency (MHz)	Antenna 5 Meas PSD (dBm/500KHz)	Total Corr'd PSD (dBm/500KHz)	PSD Limit (dBm/500KHz)	PSD Margin (dB)
Low	5755	3.662	3.792	30.00	-26.21
High	5795	3.541	3.671	30.00	-26.33

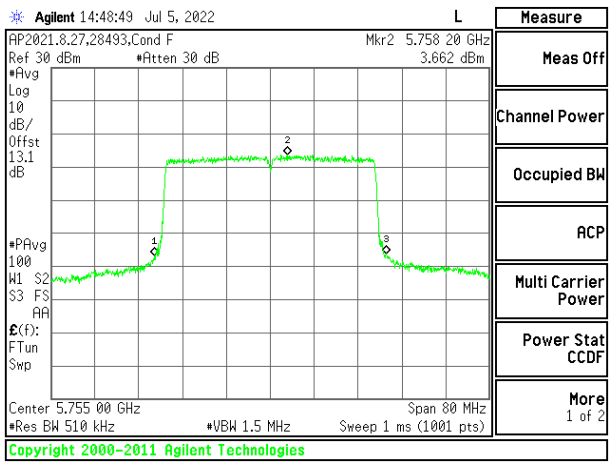

LOW CHANNEL

UL VERIFICATION SERVICES INC.
47173 Benicia Street, Fremont, CA 94538; USA TEL:(510) 319-4000 FAX:(510) 661-0888

This report shall not be reproduced except in full, without the written approval of UL Verification Services Inc.

2TX Antenna 6 + Antenna 5 OFDMA MODE (FCC+IC) MOBILE – 26 Tones, RU Index 0

Test Engineer:	27700
Test Date:	07/03/2022

Antenna Gain and Limit

Channel	Frequency (MHz)	Directional Gain For Power (dBi)	Directional Gain For PSD (dBi)	Power Limit (dBm)	PSD Limit (dBm/500KHz)
Low	5755	-2.59	0.37	30.00	30.00
High	5795	-2.59	0.37	30.00	30.00

Duty Cycle CF (dB)	0.00	**Included in Calculations of Corr'd PSD**

Output Power Results

Channel	Frequency (MHz)	Antenna 6 Meas Power (dBm)	Antenna 5 Meas Power (dBm)	Total Corr'd Power (dBm)	Power Limit (dBm)	Power Margin (dB)
Low	5755	10.62	10.65	13.65	30.00	-16.35
High	5795	10.66	10.63	13.66	30.00	-16.34

PSD Results

Channel	Frequency (MHz)	Antenna 6 Meas PSD (dBm/500KHz)	Antenna 5 Meas PSD (dBm/500KHz)	Total Corr'd PSD (dBm/500KHz)	PSD Limit (dBm/500KHz)	PSD Margin (dB)
Low	5755	5.834	6.109	8.984	30.00	-21.016
High	5795	6.228	5.910	9.082	30.00	-20.918

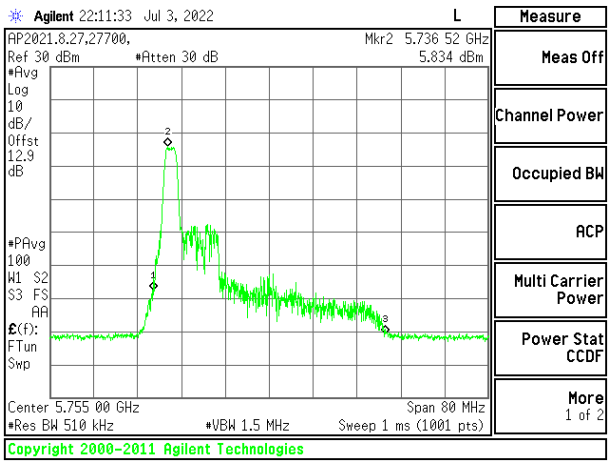

LOW CHANNEL [ANT 6]

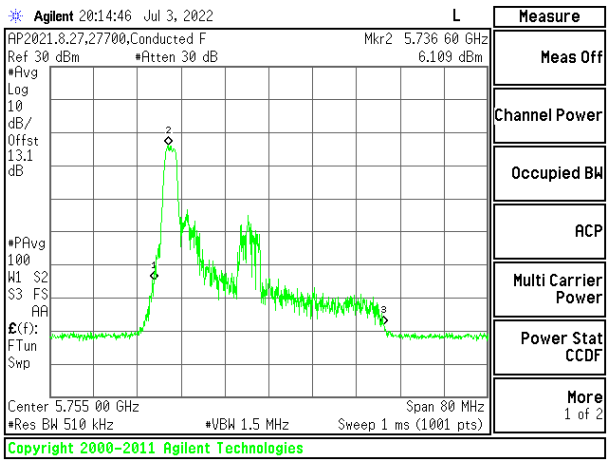

LOW CHANNEL [ANT 5]

UL VERIFICATION SERVICES INC.
47173 Benicia Street, Fremont, CA 94538; USA TEL:(510) 319-4000 FAX:(510) 661-0888

This report shall not be reproduced except in full, without the written approval of UL Verification Services Inc.

2TX Antenna 6 + Antenna 5 OFDMA MODE (FCC+IC) MOBILE – 26 Tones, RU Index 8

Test Engineer:	27700
Test Date:	07/03/2022

Antenna Gain and Limit

Channel	Frequency (MHz)	Directional Gain For Power (dBi)	Directional Gain For PSD (dBi)	Power Limit (dBm)	PSD Limit (dBm/500KHz)
Low	5755	-2.59	0.37	30.00	30.00
High	5795	-2.59	0.37	30.00	30.00

Duty Cycle CF (dB)	0.00	**Included in Calculations of Corr'd PSD**

Output Power Results

Channel	Frequency (MHz)	Antenna 6 Meas Power (dBm)	Antenna 5 Meas Power (dBm)	Total Corr'd Power (dBm)	Power Limit (dBm)	Power Margin (dB)
Low	5755	10.62	10.63	13.64	30.00	-16.36
High	5795	10.65	10.64	13.66	30.00	-16.34

PSD Results

Channel	Frequency (MHz)	Antenna 6 Meas PSD (dBm/500KHz)	Antenna 5 Meas PSD (dBm/500KHz)	Total Corr'd PSD (dBm/500KHz)	PSD Limit (dBm/500KHz)	PSD Margin (dB)
Low	5755	6.070	6.118	9.104	30.00	-20.896
High	5795	6.332	6.268	9.310	30.00	-20.690

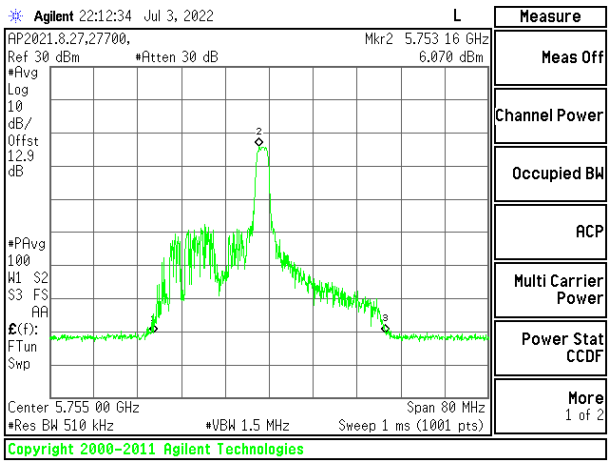

LOW CHANNEL [ANT 6]

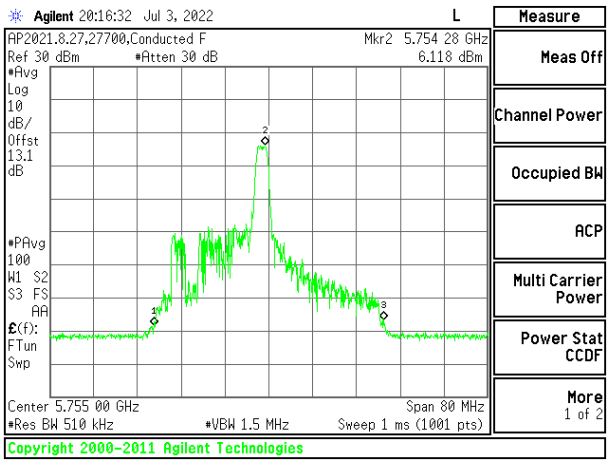

LOW CHANNEL [ANT 5]

UL VERIFICATION SERVICES INC.
47173 Benicia Street, Fremont, CA 94538; USA TEL:(510) 319-4000 FAX:(510) 661-0888

This report shall not be reproduced except in full, without the written approval of UL Verification Services Inc.

2TX Antenna 6 + Antenna 5 OFDMA MODE (FCC+IC) MOBILE – 26 Tones, RU Index 17

Test Engineer:	27700
Test Date:	07/03/2022

Antenna Gain and Limit

Channel	Frequency (MHz)	Directional Gain For Power (dBi)	Directional Gain For PSD (dBi)	Power Limit (dBm)	PSD Limit (dBm/500KHz)
Low	5755	-2.59	0.37	30.00	30.00
High	5795	-2.59	0.37	30.00	30.00

Duty Cycle CF (dB)	0.00	**Included in Calculations of Corr'd PSD**

Output Power Results

Channel	Frequency (MHz)	Antenna 6 Meas Power (dBm)	Antenna 5 Meas Power (dBm)	Total Corr'd Power (dBm)	Power Limit (dBm)	Power Margin (dB)
Low	5755	10.60	10.61	13.62	30.00	-16.38
High	5795	10.58	10.59	13.60	30.00	-16.40

PSD Results

Channel	Frequency (MHz)	Antenna 6 Meas PSD (dBm/500KHz)	Antenna 5 Meas PSD (dBm/500KHz)	Total Corr'd PSD (dBm/500KHz)	PSD Limit (dBm/500KHz)	PSD Margin (dB)
Low	5755	6.058	6.101	9.090	30.00	-20.910
High	5795	5.816	5.952	8.895	30.00	-21.105

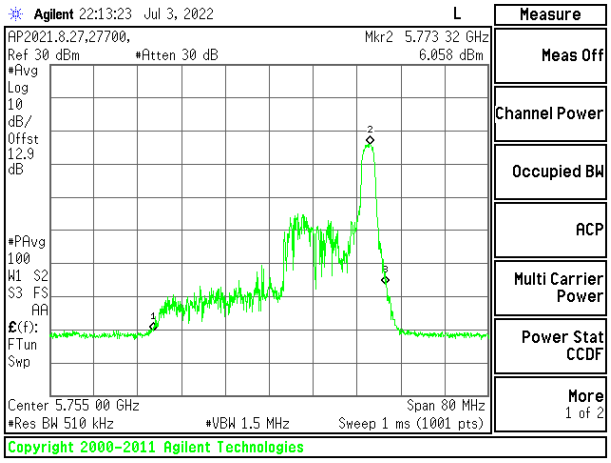

LOW CHANNEL [ANT 6]

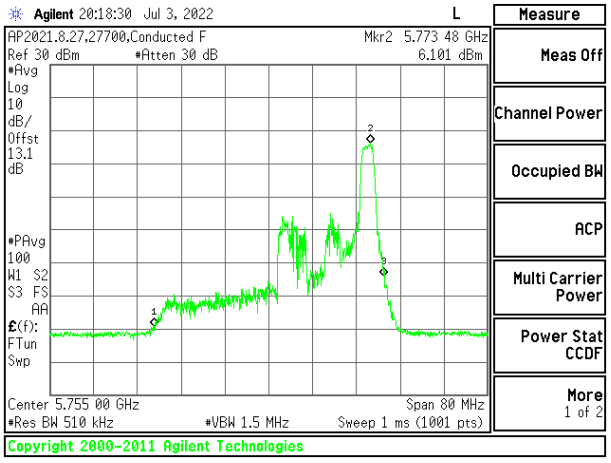

LOW CHANNEL [ANT 5]

UL VERIFICATION SERVICES INC.
47173 Benicia Street, Fremont, CA 94538; USA TEL:(510) 319-4000 FAX:(510) 661-0888

This report shall not be reproduced except in full, without the written approval of UL Verification Services Inc.

2TX Antenna 6 + Antenna 5 OFDMA MODE (FCC+IC) MOBILE – SU Mode

Test Engineer:	28493
Test Date:	07/05/2022

Antenna Gain and Limit

Channel	Frequency (MHz)	Directional Gain For Power (dBi)	Directional Gain For PSD (dBi)	Power Limit (dBm)	PSD Limit (dBm/500KHz)
Low	5755	-2.59	0.37	30.00	30.00
High	5795	-2.59	0.37	30.00	30.00

Duty Cycle CF (dB)	0.13	**Included in Calculations of Corr'd PSD**

Output Power Results

Channel	Frequency (MHz)	Antenna 6 Meas Power (dBm)	Antenna 5 Meas Power (dBm)	Total Corr'd Power (dBm)	Power Limit (dBm)	Power Margin (dB)
Low	5755	20.17	20.20	23.20	30.00	-6.80
High	5795	20.19	20.20	23.21	30.00	-6.79

PSD Results

Channel	Frequency (MHz)	Antenna 6 Meas PSD (dBm/500KHz)	Antenna 5 Meas PSD (dBm/500KHz)	Total Corr'd PSD (dBm/500KHz)	PSD Limit (dBm/500KHz)	PSD Margin (dB)
Low	5755	3.562	3.869	6.859	30.00	-23.141
High	5795	3.731	3.811	6.911	30.00	-23.089

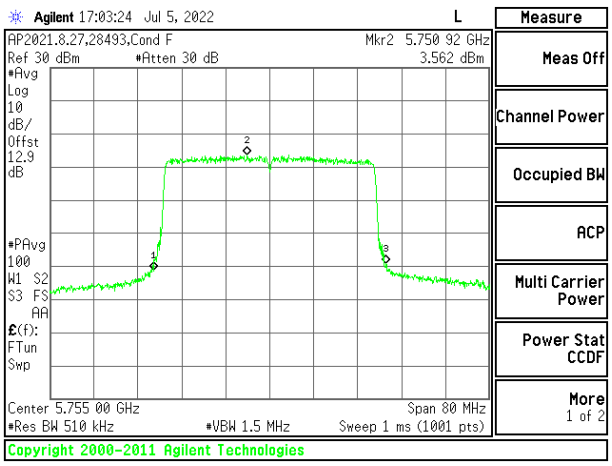

LOW CHANNEL [ANT 6]

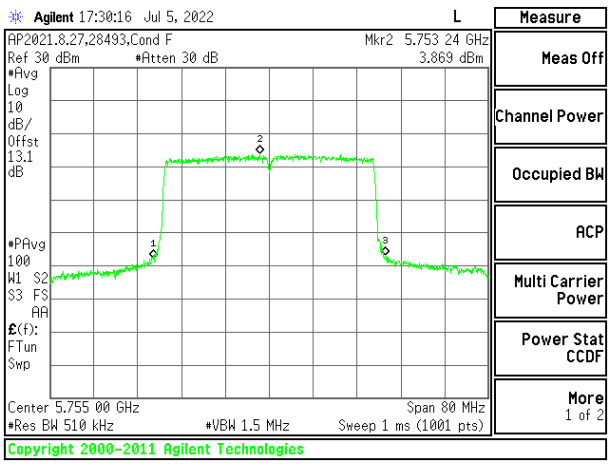

LOW CHANNEL [ANT 5]

UL VERIFICATION SERVICES INC.
47173 Benicia Street, Fremont, CA 94538; USA TEL:(510) 319-4000 FAX:(510) 661-0888

This report shall not be reproduced except in full, without the written approval of UL Verification Services Inc.

9.4.24. 802.11ax HE80 MODE IN THE 5.8 GHz BAND

1TX Antenna 6 MODE (FCC+IC) MOBILE – 26 Tones, RU Index 0

Test Engineer:	28161
Test Date:	07/02/2022

Antenna Gain and Limit

Channel	Frequency (MHz)	Directional Gain (dBi)	Power Limit (dBm)	PSD Limit (dBm/500KHz)
Mid	5775	-3.70	30.00	30.00

Duty Cycle CF (dB)	0.00	**Included in Calculations of Corr'd PSD**

Output Power Results

Channel	Frequency (MHz)	Antenna 6 Meas Power (dBm)	Total Corr'd Power (dBm)	Power Limit (dBm)	Power Margin (dB)
Mid	5775	10.63	10.63	30.00	-19.37

PSD Results

Channel	Frequency (MHz)	Antenna 6 Meas PSD (dBm/500KHz)	Total Corr'd PSD (dBm/500KHz)	PSD Limit (dBm/500KHz)	PSD Margin (dB)
Mid	5775	6.116	6.116	30.00	-23.88

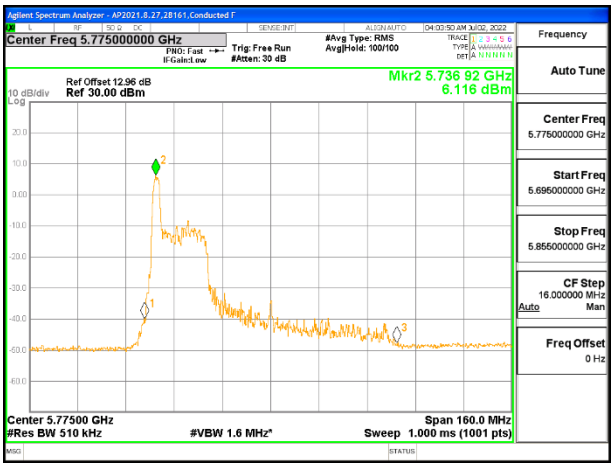

MID CHANNEL

UL VERIFICATION SERVICES INC.
47173 Benicia Street, Fremont, CA 94538; USA TEL:(510) 319-4000 FAX:(510) 661-0888

This report shall not be reproduced except in full, without the written approval of UL Verification Services Inc.

1TX Antenna 6 MODE (FCC+IC) MOBILE – 26 Tones, RU Index 18

Test Engineer:	28161
Test Date:	07/02/2022

Antenna Gain and Limit

Channel	Frequency (MHz)	Directional Gain (dBi)	Power Limit (dBm)	PSD Limit (dBm/500KHz)
Mid	5775	-3.70	30.00	30.00

Duty Cycle CF (dB)	0.00	**Included in Calculations of Corr'd PSD**

Output Power Results

Channel	Frequency (MHz)	Antenna 6 Meas Power (dBm)	Total Corr'd Power (dBm)	Power Limit (dBm)	Power Margin (dB)
Mid	5775	10.54	10.54	30.00	-19.46

PSD Results

Channel	Frequency (MHz)	Antenna 6 Meas PSD (dBm/500KHz)	Total Corr'd PSD (dBm/500KHz)	PSD Limit (dBm/500KHz)	PSD Margin (dB)
Mid	5775	5.285	5.285	30.00	-24.72

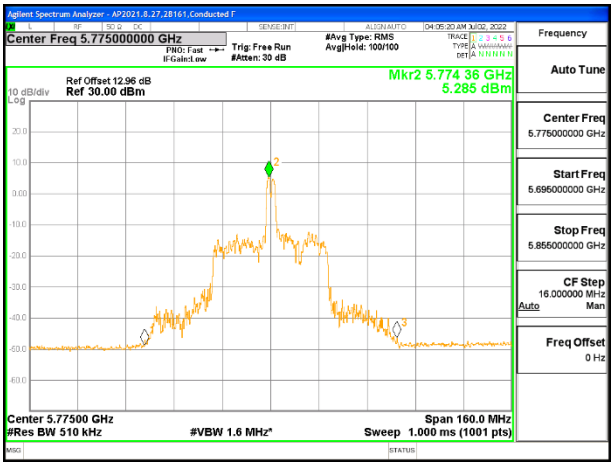

MID CHANNEL

UL VERIFICATION SERVICES INC.
47173 Benicia Street, Fremont, CA 94538; USA TEL:(510) 319-4000 FAX:(510) 661-0888

This report shall not be reproduced except in full, without the written approval of UL Verification Services Inc.

1TX Antenna 6 MODE (FCC+IC) MOBILE – 26 Tones, RU Index 36

Test Engineer:	28161
Test Date:	07/02/2022

Antenna Gain and Limit

Channel	Frequency (MHz)	Directional Gain (dBi)	Power Limit (dBm)	PSD Limit (dBm/500KHz)
Mid	5775	-3.70	30.00	30.00

Duty Cycle CF (dB)	0.00	**Included in Calculations of Corr'd PSD**

Output Power Results

Channel	Frequency (MHz)	Antenna 6 Meas Power (dBm)	Total Corr'd Power (dBm)	Power Limit (dBm)	Power Margin (dB)
Mid	5775	10.67	10.67	30.00	-19.33

PSD Results

Channel	Frequency (MHz)	Antenna 6 Meas PSD (dBm/500KHz)	Total Corr'd PSD (dBm/500KHz)	PSD Limit (dBm/500KHz)	PSD Margin (dB)
Mid	5775	6.540	6.540	30.00	-23.46

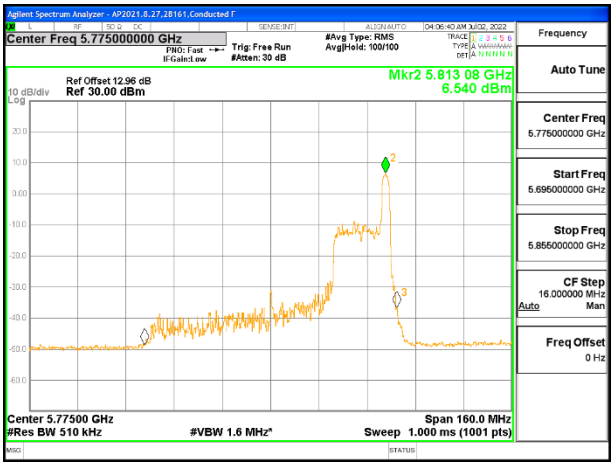

MID CHANNEL

UL VERIFICATION SERVICES INC.
47173 Benicia Street, Fremont, CA 94538; USA TEL:(510) 319-4000 FAX:(510) 661-0888

This report shall not be reproduced except in full, without the written approval of UL Verification Services Inc.

1TX Antenna 6 MODE (FCC+IC) MOBILE – SU Mode

Test Engineer:	28493
Test Date:	07/05/2022

Antenna Gain and Limit

Channel	Frequency (MHz)	Directional Gain (dBi)	Power Limit (dBm)	PSD Limit (dBm/500KHz)
Mid	5775	-3.70	30.00	30.00

Duty Cycle CF (dB)	0.23	**Included in Calculations of Corr'd PSD**

Output Power Results

Channel	Frequency (MHz)	Antenna 6 Meas Power (dBm)	Total Corr'd Power (dBm)	Power Limit (dBm)	Power Margin (dB)
Mid	5775	20.29	20.29	30.00	-9.71

PSD Results

Channel	Frequency (MHz)	Antenna 6 Meas PSD (dBm/500KHz)	Total Corr'd PSD (dBm/500KHz)	PSD Limit (dBm/500KHz)	PSD Margin (dB)
Mid	5775	0.966	1.196	30.00	-28.80

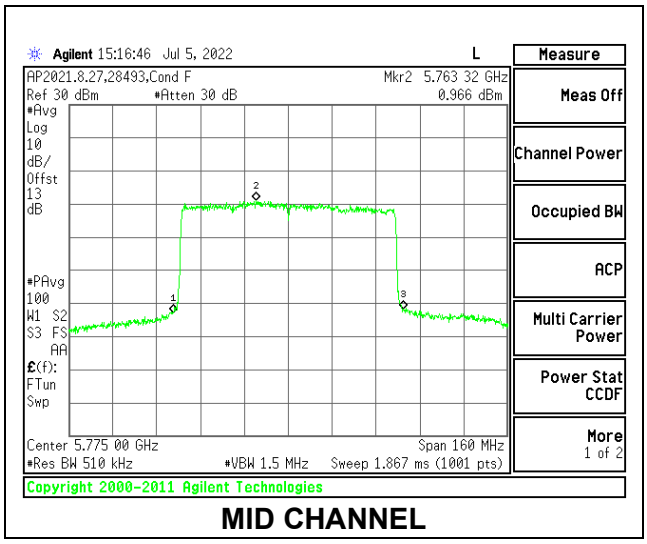

MID CHANNEL

UL VERIFICATION SERVICES INC.
47173 Benicia Street, Fremont, CA 94538; USA TEL:(510) 319-4000 FAX:(510) 661-0888

This report shall not be reproduced except in full, without the written approval of UL Verification Services Inc.

1TX Antenna 5 MODE (FCC+IC) MOBILE – 26 Tones, RU Index 0

Test Engineer:	27700
Test Date:	07/03/2022

Antenna Gain and Limit

Channel	Frequency (MHz)	Directional Gain (dBi)	Power Limit (dBm)	PSD Limit (dBm/500KHz)
Mid	5775	-1.70	30.00	30.00

Duty Cycle CF (dB)	0.00	**Included in Calculations of Corr'd PSD**

Output Power Results

Channel	Frequency (MHz)	Antenna 5 Meas Power (dBm)	Total Corr'd Power (dBm)	Power Limit (dBm)	Power Margin (dB)
Mid	5775	10.65	10.65	30.00	-19.35

PSD Results

Channel	Frequency (MHz)	Antenna 5 Meas PSD (dBm/500KHz)	Total Corr'd PSD (dBm/500KHz)	PSD Limit (dBm/500KHz)	PSD Margin (dB)
Mid	5775	5.982	5.982	30.00	-24.02

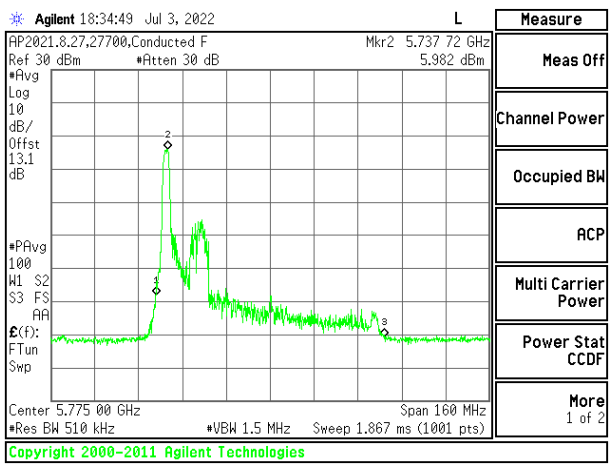

MID CHANNEL

UL VERIFICATION SERVICES INC.
47173 Benicia Street, Fremont, CA 94538; USA TEL:(510) 319-4000 FAX:(510) 661-0888

This report shall not be reproduced except in full, without the written approval of UL Verification Services Inc.

1TX Antenna 5 MODE (FCC+IC) MOBILE – 26 Tones, RU Index 18

Test Engineer:	27700
Test Date:	07/03/2022

Antenna Gain and Limit

Channel	Frequency (MHz)	Directional Gain (dBi)	Power Limit (dBm)	PSD Limit (dBm/500KHz)
Mid	5775	-1.70	30.00	30.00

Duty Cycle CF (dB)	0.00	**Included in Calculations of Corr'd PSD**

Output Power Results

Channel	Frequency (MHz)	Antenna 5 Meas Power (dBm)	Total Corr'd Power (dBm)	Power Limit (dBm)	Power Margin (dB)
Mid	5775	10.56	10.56	30.00	-19.44

PSD Results

Channel	Frequency (MHz)	Antenna 5 Meas PSD (dBm/500KHz)	Total Corr'd PSD (dBm/500KHz)	PSD Limit (dBm/500KHz)	PSD Margin (dB)
Mid	5775	5.479	5.479	30.00	-24.52

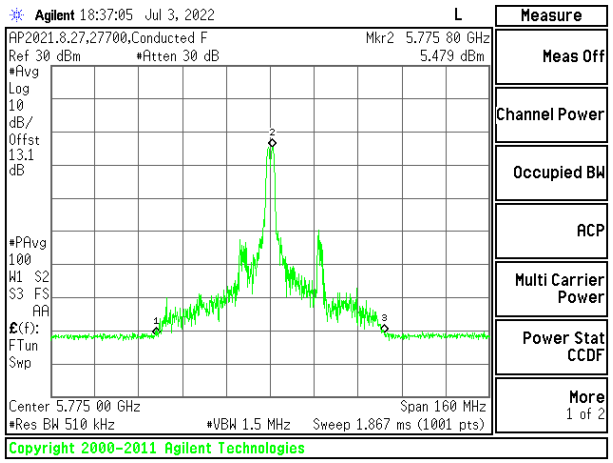

MID CHANNEL

UL VERIFICATION SERVICES INC.
47173 Benicia Street, Fremont, CA 94538; USA TEL:(510) 319-4000 FAX:(510) 661-0888

This report shall not be reproduced except in full, without the written approval of UL Verification Services Inc.

1TX Antenna 5 MODE (FCC+IC) MOBILE – 26 Tones, RU Index 36

Test Engineer:	27700
Test Date:	07/03/2022

Antenna Gain and Limit

Channel	Frequency (MHz)	Directional Gain (dBi)	Power Limit (dBm)	PSD Limit (dBm/500KHz)
Mid	5775	-1.70	30.00	30.00

Duty Cycle CF (dB)	0.00	**Included in Calculations of Corr'd PSD**

Output Power Results

Channel	Frequency (MHz)	Antenna 5 Meas Power (dBm)	Total Corr'd Power (dBm)	Power Limit (dBm)	Power Margin (dB)
Mid	5775	10.67	10.67	30.00	-19.33

PSD Results

Channel	Frequency (MHz)	Antenna 5 Meas PSD (dBm/500KHz)	Total Corr'd PSD (dBm/500KHz)	PSD Limit (dBm/500KHz)	PSD Margin (dB)
Mid	5775	6.562	6.562	30.00	-23.44

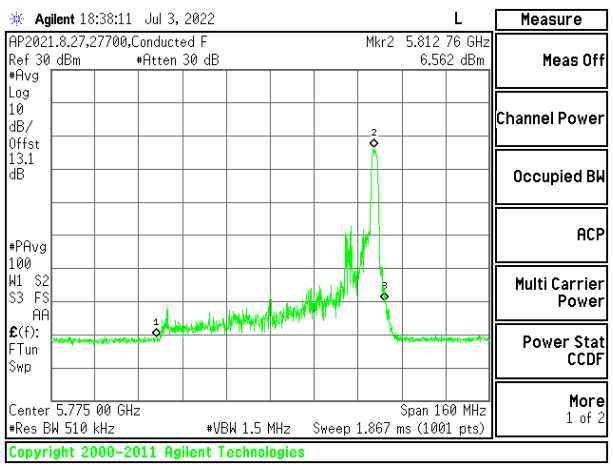

MID CHANNEL

UL VERIFICATION SERVICES INC.
47173 Benicia Street, Fremont, CA 94538; USA TEL:(510) 319-4000 FAX:(510) 661-0888

This report shall not be reproduced except in full, without the written approval of UL Verification Services Inc.

1TX Antenna 5 MODE (FCC+IC) MOBILE – SU Mode

Test Engineer:	28493
Test Date:	07/05/2022

Antenna Gain and Limit

Channel	Frequency (MHz)	Directional Gain (dBi)	Power Limit (dBm)	PSD Limit (dBm/500KHz)
Mid	5775	-1.70	30.00	30.00

Duty Cycle CF (dB)	0.23	**Included in Calculations of Corr'd PSD**

Output Power Results

Channel	Frequency (MHz)	Antenna 5 Meas Power (dBm)	Total Corr'd Power (dBm)	Power Limit (dBm)	Power Margin (dB)
Mid	5775	20.21	20.21	30.00	-9.79

PSD Results

Channel	Frequency (MHz)	Antenna 5 Meas PSD (dBm/500KHz)	Total Corr'd PSD (dBm/500KHz)	PSD Limit (dBm/500KHz)	PSD Margin (dB)
Mid	5775	1.184	1.414	30.00	-28.59

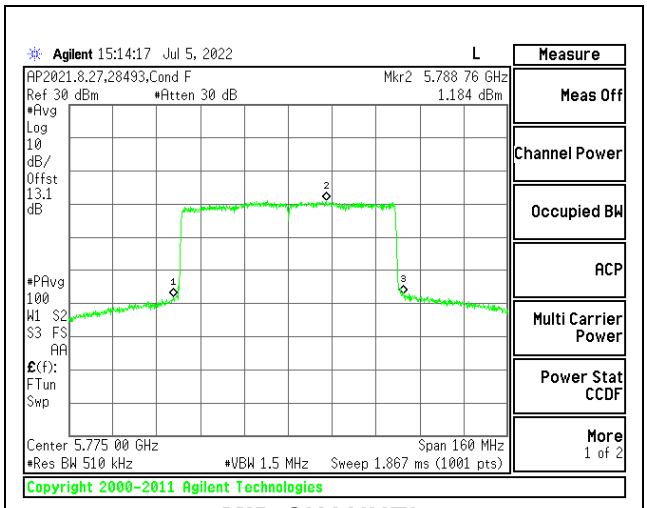

MID CHANNEL

UL VERIFICATION SERVICES INC.
47173 Benicia Street, Fremont, CA 94538; USA TEL:(510) 319-4000 FAX:(510) 661-0888

This report shall not be reproduced except in full, without the written approval of UL Verification Services Inc.

2TX Antenna 6 + Antenna 5 OFDMA MODE (FCC+IC) MOBILE – 26 Tones, RU Index 0

Test Engineer:	26118
Test Date:	04/25/2022,04/26/2022

Antenna Gain and Limit

Channel	Frequency (MHz)	Directional Gain For Power (dBi)	Directional Gain For PSD (dBi)	Power Limit (dBm)	PSD Limit (dBm/500KHz)
Mid	5775	-2.59	0.37	30.00	30.00

Duty Cycle CF (dB)	0.00	**Included in Calculations of Corr'd PSD**

Output Power Results

Channel	Frequency (MHz)	Antenna 6 Meas Power (dBm)	Antenna 5 Meas Power (dBm)	Total Corr'd Power (dBm)	Power Limit (dBm)	Power Margin (dB)
Mid	5775	10.58	10.59	13.60	30.00	-16.40

PSD Results

Channel	Frequency (MHz)	Antenna 6 Meas PSD (dBm/500KHz)	Antenna 5 Meas PSD (dBm/500KHz)	Total Corr'd PSD (dBm/500KHz)	PSD Limit (dBm/500KHz)	PSD Margin (dB)
Mid	5775	5.005	5.175	8.101	30.00	-21.899

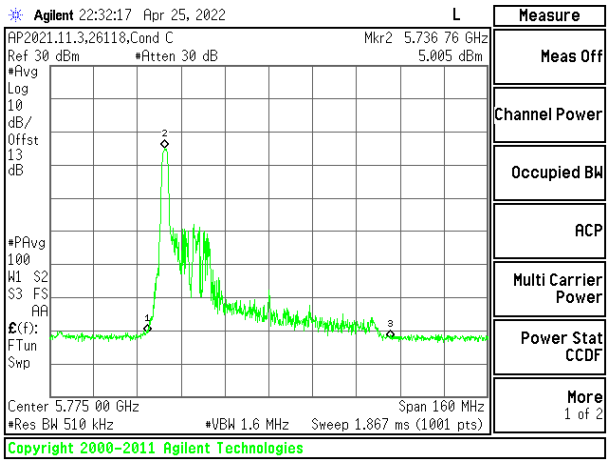

MID CHANNEL [ANT 6]

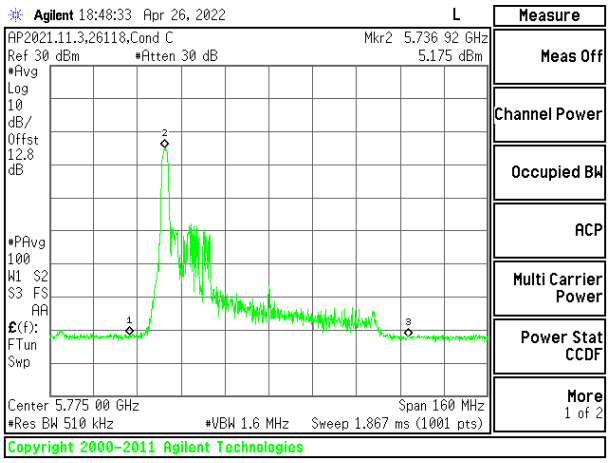

MID CHANNEL [ANT 5]

UL VERIFICATION SERVICES INC.
47173 Benicia Street, Fremont, CA 94538; USA TEL:(510) 319-4000 FAX:(510) 661-0888

This report shall not be reproduced except in full, without the written approval of UL Verification Services Inc.

2TX Antenna 6 + Antenna 5 OFDMA MODE (FCC+IC) MOBILE – 26 Tones, RU Index 18

Test Engineer:	26118
Test Date:	04/25/2022,04/26/2022

Antenna Gain and Limit

Channel	Frequency (MHz)	Directional Gain For Power (dBi)	Directional Gain For PSD (dBi)	Power Limit (dBm)	PSD Limit (dBm/500KHz)
Mid	5775	-2.59	0.37	30.00	30.00

Duty Cycle CF (dB)	0.00	**Included in Calculations of Corr'd PSD**

Output Power Results

Channel	Frequency (MHz)	Antenna 6 Meas Power (dBm)	Antenna 5 Meas Power (dBm)	Total Corr'd Power (dBm)	Power Limit (dBm)	Power Margin (dB)
Mid	5775	10.56	10.59	13.59	30.00	-16.41

PSD Results

Channel	Frequency (MHz)	Antenna 6 Meas PSD (dBm/500KHz)	Antenna 5 Meas PSD (dBm/500KHz)	Total Corr'd PSD (dBm/500KHz)	PSD Limit (dBm/500KHz)	PSD Margin (dB)
Mid	5775	4.697	4.917	7.819	30.00	-22.181

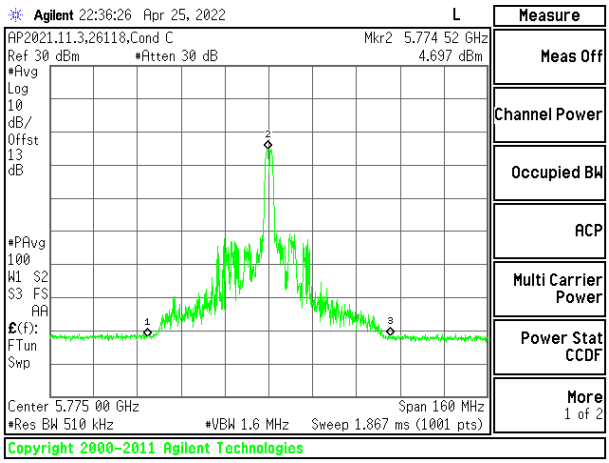

MID CHANNEL [ANT 6]

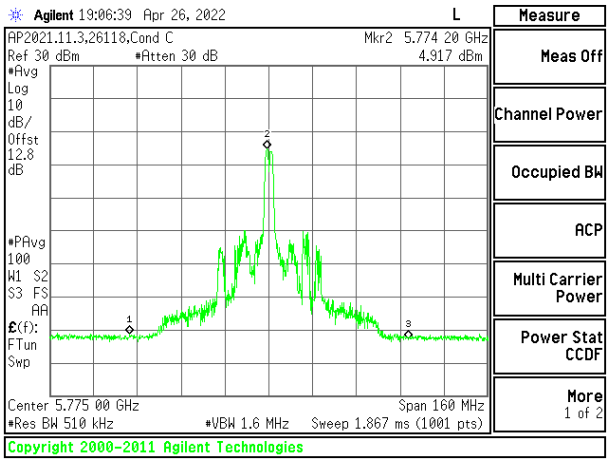

MID CHANNEL [ANT 5]

UL VERIFICATION SERVICES INC.
47173 Benicia Street, Fremont, CA 94538; USA TEL:(510) 319-4000 FAX:(510) 661-0888

This report shall not be reproduced except in full, without the written approval of UL Verification Services Inc.

2TX Antenna 6 + Antenna 5 OFDMA MODE (FCC+IC) MOBILE – 26 Tones, RU Index 36

Test Engineer:	26118
Test Date:	04/25/2022,04/26/2022

Antenna Gain and Limit

Channel	Frequency (MHz)	Directional Gain For Power (dBi)	Directional Gain For PSD (dBi)	Power Limit (dBm)	PSD Limit (dBm/500KHz)
Mid	5775	-2.59	0.37	30.00	30.00

Duty Cycle CF (dB)	0.00	**Included in Calculations of Corr'd PSD**

Output Power Results

Channel	Frequency (MHz)	Antenna 6 Meas Power (dBm)	Antenna 5 Meas Power (dBm)	Total Corr'd Power (dBm)	Power Limit (dBm)	Power Margin (dB)
Mid	5775	10.54	10.51	13.54	30.00	-16.46

PSD Results

Channel	Frequency (MHz)	Antenna 6 Meas PSD (dBm/500KHz)	Antenna 5 Meas PSD (dBm/500KHz)	Total Corr'd PSD (dBm/500KHz)	PSD Limit (dBm/500KHz)	PSD Margin (dB)
Mid	5775	5.435	5.117	8.289	30.00	-21.711

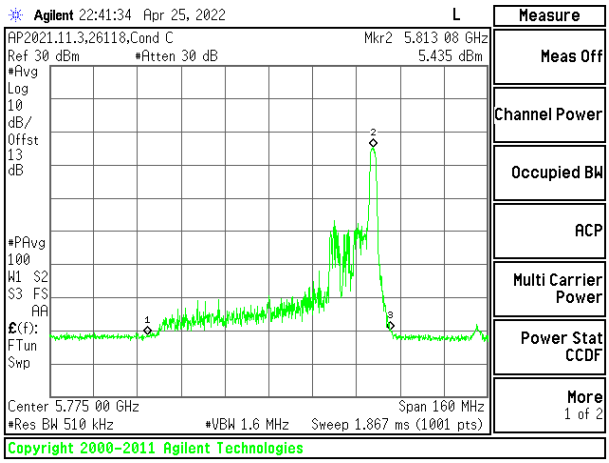

MID CHANNEL [ANT 6]

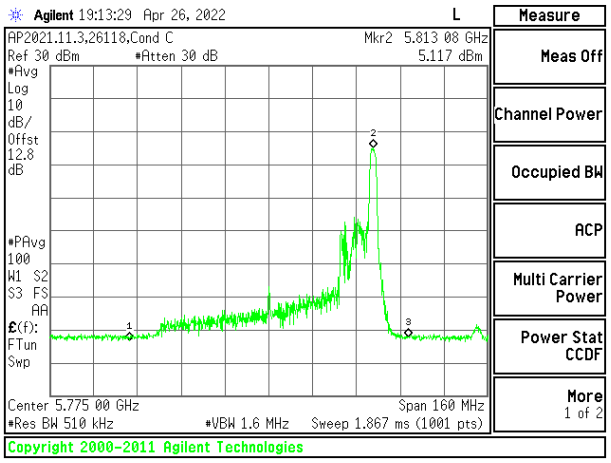

MID CHANNEL [ANT 5]

UL VERIFICATION SERVICES INC.
47173 Benicia Street, Fremont, CA 94538; USA TEL:(510) 319-4000 FAX:(510) 661-0888

This report shall not be reproduced except in full, without the written approval of UL Verification Services Inc.

2TX Antenna 6 + Antenna 5 OFDMA MODE (FCC+IC) MOBILE – SU Mode

Test Engineer:	26118
Test Date:	04/22/2022,003/31/2022

Antenna Gain and Limit

Channel	Frequency (MHz)	Directional Gain For Power (dBi)	Directional Gain For PSD (dBi)	Power Limit (dBm)	PSD Limit (dBm/500KHz)
Mid	5775	-2.59	0.37	30.00	30.00

Duty Cycle CF (dB)	0.23	**Included in Calculations of Corr'd PSD**

Output Power Results

Channel	Frequency (MHz)	Antenna 6 Meas Power (dBm)	Antenna 5 Meas Power (dBm)	Total Corr'd Power (dBm)	Power Limit (dBm)	Power Margin (dB)
Mid	5775	19.61	19.62	22.63	30.00	-7.37

PSD Results

Channel	Frequency (MHz)	Antenna 6 Meas PSD (dBm/500KHz)	Antenna 5 Meas PSD (dBm/500KHz)	Total Corr'd PSD (dBm/500KHz)	PSD Limit (dBm/500KHz)	PSD Margin (dB)
Mid	5775	0.183	0.203	3.433	30.00	-26.567

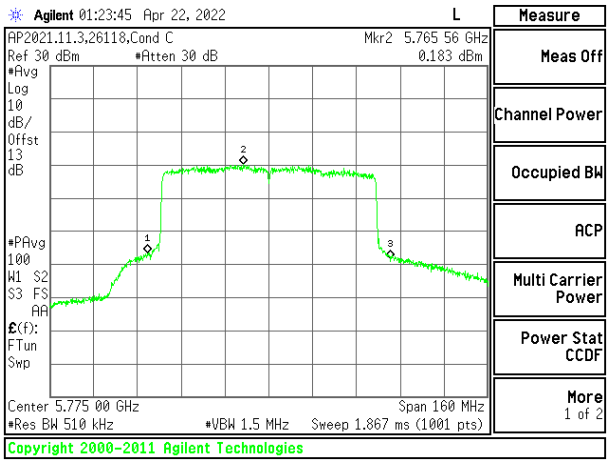

MID CHANNEL [ANT 6]

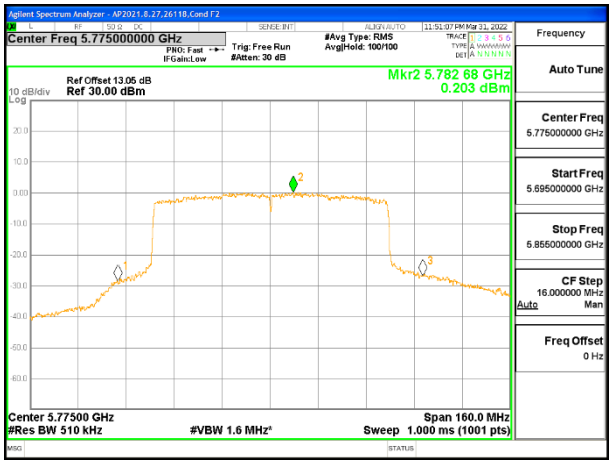

MID CHANNEL [ANT 5]

UL VERIFICATION SERVICES INC.
47173 Benicia Street, Fremont, CA 94538; USA TEL:(510) 319-4000 FAX:(510) 661-0888

This report shall not be reproduced except in full, without the written approval of UL Verification Services Inc.

10. SETUP PHOTOS

Please refer to 14040868-EP1V1 for setup photos

END OF TEST REPORT

UL VERIFICATION SERVICES INC.
47173 Benicia Street, Fremont, CA 94538; USA TEL:(510) 319-4000 FAX:(510) 661-0888

This report shall not be reproduced except in full, without the written approval of UL Verification Services Inc.