9.8.8. LOW POWER BASIC DATA RATE TXBF 8PSK MODULATION

Note: Test procedure on beamforming mode is same as BT basic and EDR mode

ANT 4 SPURIOUS EMISSIONS, NON-HOPPING

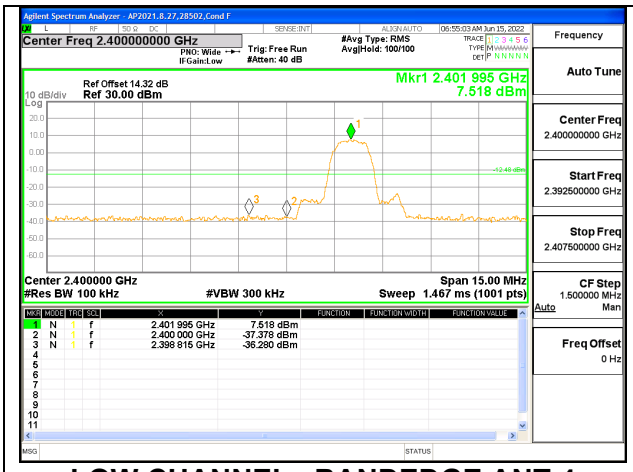

LOW CHANNEL , BANDEDGE ANT 4

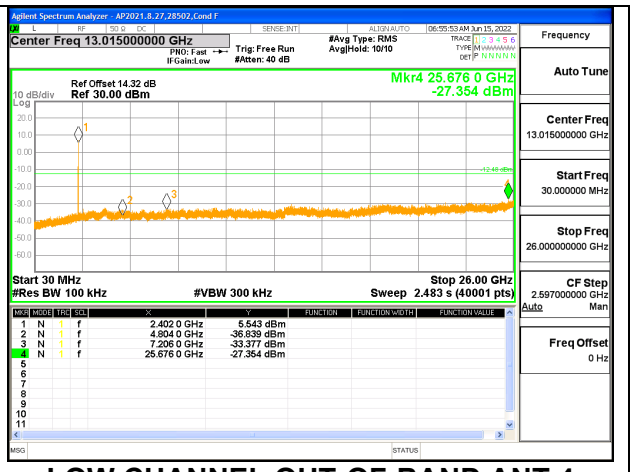

LOW CHANNEL OUT-OF-BAND ANT 4

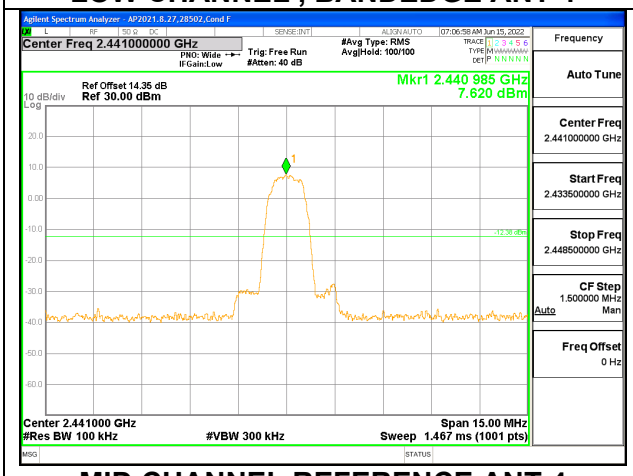

MID CHANNEL REFERENCE ANT 4

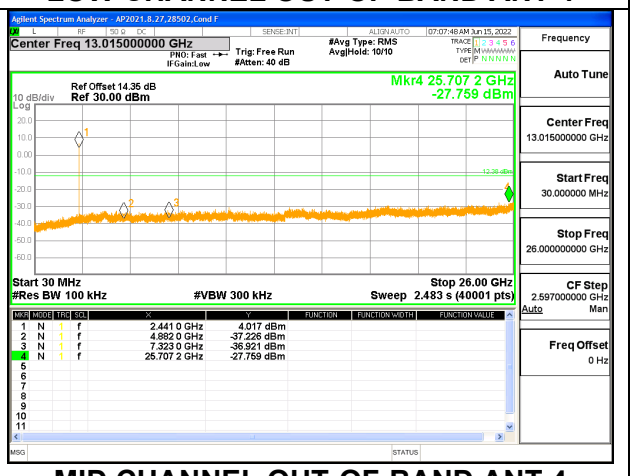

MID CHANNEL OUT-OF-BAND ANT 4

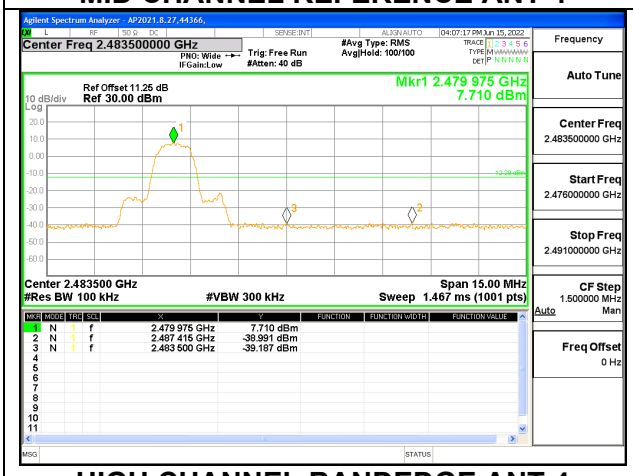

HIGH CHANNEL BANDEDGE ANT 4

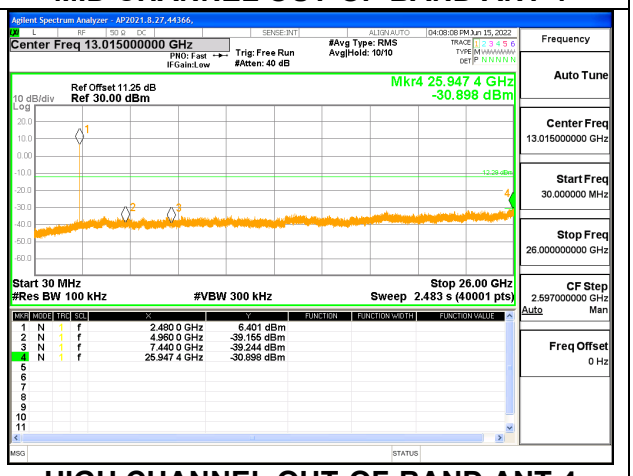

HIGH CHANNEL OUT-OF-BAND ANT 4

UL LLC.
47173 Benicia Street, Fremont, CA 94538; USA. TEL:(510) 319-4000 FAX:(510) 661-0888
This report shall not be reproduced except in full, without the written approval of UL LLC.

ANT 4 SPURIOUS BANDEDGE EMISSIONS WITH HOPPING ON

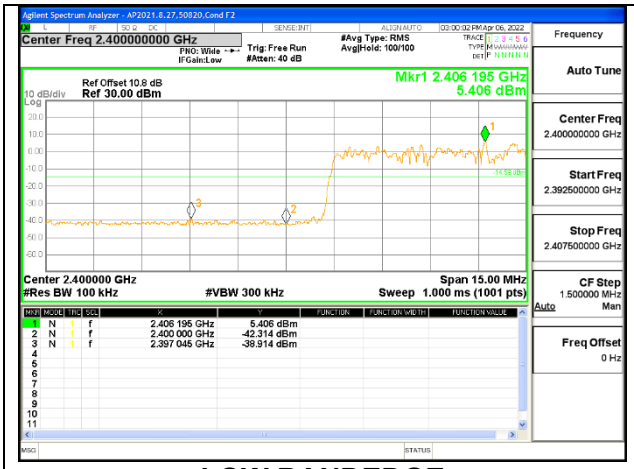

LOW BANDEDGE

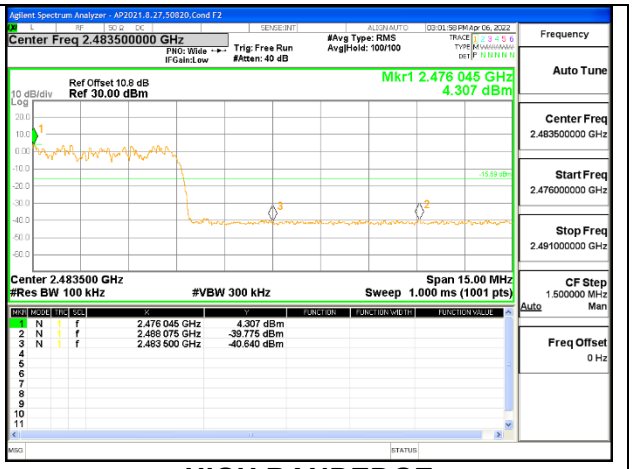

HIGH BANDEDGE

UL LLC.
47173 Benicia Street, Fremont, CA 94538; USA. TEL:(510) 319-4000 FAX:(510) 661-0888
This report shall not be reproduced except in full, without the written approval of UL LLC.

ANT 3 SPURIOUS EMISSIONS, NON-HOPPING

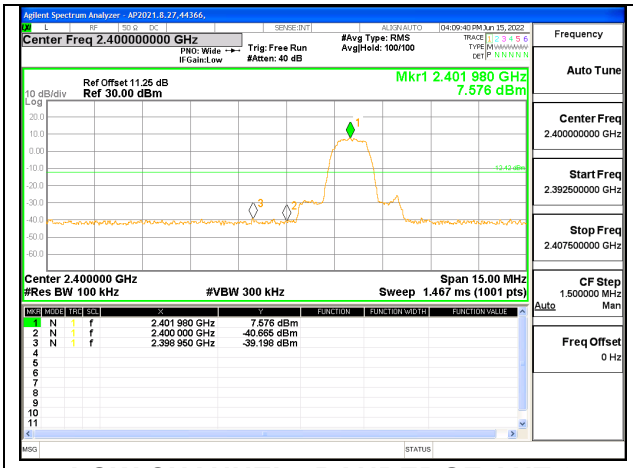

LOW CHANNEL , BANDEDGE ANT 3

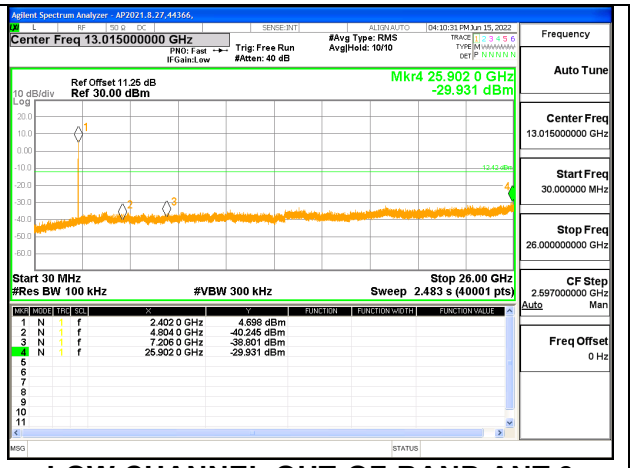

LOW CHANNEL OUT-OF-BAND ANT 3

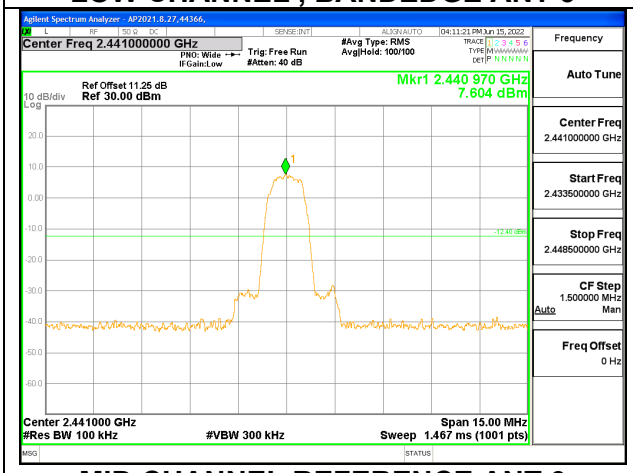

MID CHANNEL REFERENCE ANT 3

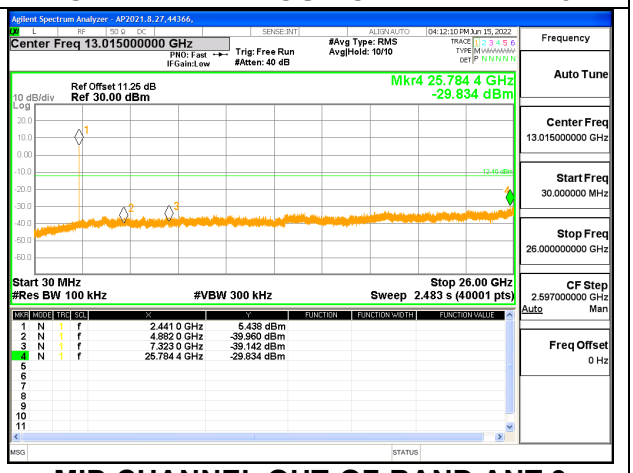

MID CHANNEL OUT-OF-BAND ANT 3

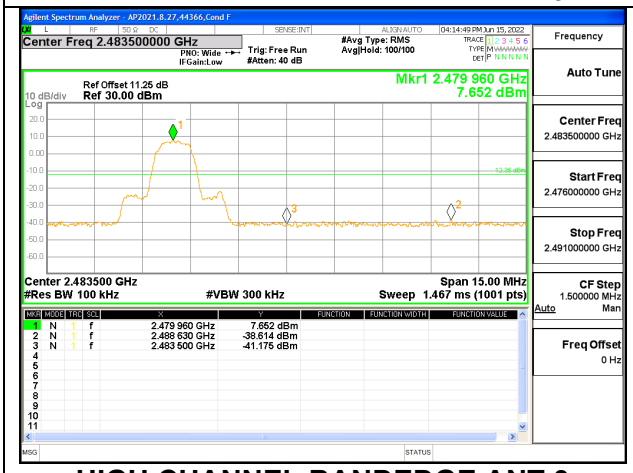

HIGH CHANNEL BANDEDGE ANT 3

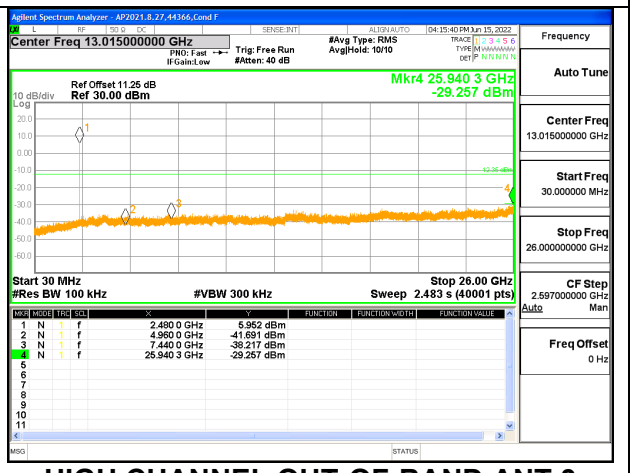

HIGH CHANNEL OUT-OF-BAND ANT 3

UL LLC.
47173 Benicia Street, Fremont, CA 94538; USA. TEL:(510) 319-4000 FAX:(510) 661-0888
This report shall not be reproduced except in full, without the written approval of UL LLC.

ANT 3 SPURIOUS BANDEDGE EMISSIONS WITH HOPPING ON

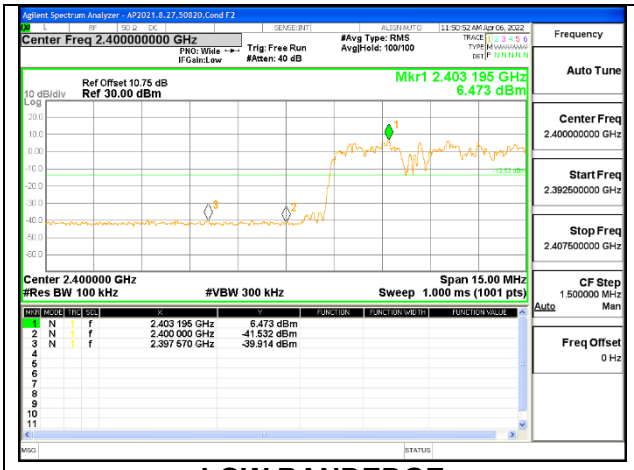

LOW BANDEDGE

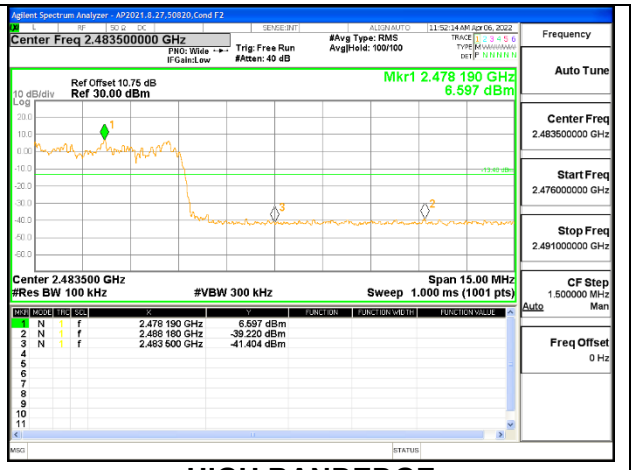

HIGH BANDEDGE

UL LLC.
47173 Benicia Street, Fremont, CA 94538; USA. TEL:(510) 319-4000 FAX:(510) 661-0888
This report shall not be reproduced except in full, without the written approval of UL LLC.

10. RADIATED TEST RESULTS

LIMITS

FCC §15.205 and §15.209

RSS-GEN, Section 8.9 and 8.10.

Frequency Range (MHz)	Field Strength Limit (uV/m) at 3 m	Field Strength Limit (dBuV/m) at 3 m
0.009-0.490	2400/F(kHz) @ 300 m	-
0.490-1.705	24000/F(kHz) @ 30 m	-
1.705 - 30	30 @ 30m	-
30 - 88	100	40
88 - 216	150	43.5
216 - 960	200	46
Above 960	500	54

TEST PROCEDURE

The EUT is placed on a non-conducting table 80 cm above the ground plane for measurement below 1GHz; 1.5 m above the ground plane for measurement above 1GHz. The antenna to EUT distance is 3 meters. The EUT is configured in accordance with ANSI C63.10. The EUT is set to transmit in a continuous mode.

For measurements below 1 GHz the resolution bandwidth is set to 100 kHz for peak detection measurements or 120 kHz for quasi-peak detection measurements. Peak detection is used unless otherwise noted as quasi-peak.

For pre-scans above 1 GHz the resolution bandwidth is set to 1 MHz; the video bandwidth is set to 30 KHz for peak measurements.

For final scans above 1 GHz the resolution bandwidth is set to 1 MHz, then the video bandwidth is set to 3 MHz for peak measurements and 1 MHz resolution bandwidth with 1/T (10 Hz) video bandwidth with peak detector for average measurements.

The spectrum from 1 GHz to 18 GHz is investigated with the transmitter set to the lowest, middle, and highest channels in each applicable band. Below 1GHz and above 18GHz emissions, the channel with the highest output power was tested.

The frequency range of interest is monitored at a fixed antenna height and EUT azimuth. The EUT is rotated through 360 degrees to maximize emissions received. The antenna is scanned from 1 to 4 meters above the ground plane to further maximize the emission. Measurements are made with the antenna polarized in both the vertical and the horizontal positions.

Note: The limits in CFR 47, Part 15, Subpart C, paragraph 15.209(a), are identical to those in RSS-Gen section 8.9, Table 6, since the measurements are performed in terms of magnetic field strength and converted to electric field strength levels (as report in the table) using free space impedance of 377 Ohms. For example, the measurement at frequency X kHz resulted in a level of Y dBuV/m, which is equivalent to Y-51.5 = Z dBuA/m, which has the same margin, W dB to the corresponding RSS-Gen Table 6 limit as it has to 15.209(a) limit.

UL LLC.
47173 Benicia Street, Fremont, CA 94538; USA. TEL:(510) 319-4000 FAX:(510) 661-0888
This report shall not be reproduced except in full, without the written approval of UL LLC.

In addition:

Base on FCC 15.31 (f) (2): measurements may be performed at a distance closer than that specified in the regulations; however, an attempt should be made to avoid making measurements in the near field.

KDB 414788 Open Field Site(OFS) and Chamber Correlation Justification

OFS and chamber correlation testing had been performed and chamber measured test result is the worst case test result.

KDB 558074 D01 15.247 Meas Guidance v05r02

Use of a duty cycle correction factor (DCCF) is permitted for calculating average radiated field strength emission levels for an FHSS device in 15.247. This DCCF can be applied when the field strength limit (e.g., within a Government Restricted band) and the conditions specified in Section 15.35(c) can be satisfied. The average radiated field strength is calculated by subtracting the DCCF from the maximum radiated field strength level as determined through measurement. The maximum radiated field strength level represents the worst-case (maximum amplitude) RMS measurement of the emission(s) during continuous transmission (i.e., not including any time intervals during which the transmitter is off or is transmitting at a reduced power level). It is also acceptable to apply the DCCF to a measurement performed with a peak detector instead of the specified RMS power averaging detector. Note that Section 15.35(c) specifies that the DCCF shall represent the worst-case (greatest duty cycle) over any 100 msec transmission period.

UL LLC.
47173 Benicia Street, Fremont, CA 94538; USA. TEL:(510) 319-4000 FAX:(510) 661-0888
This report shall not be reproduced except in full, without the written approval of UL LLC.

10.1. TRANSMITTER ABOVE 1 GHz

10.1.1. HIGH POWER BASIC DATA RATE GFSK MODULATION

ANT 4

BANDEDGE (LOW CHANNEL)

HORIZONTAL RESULT

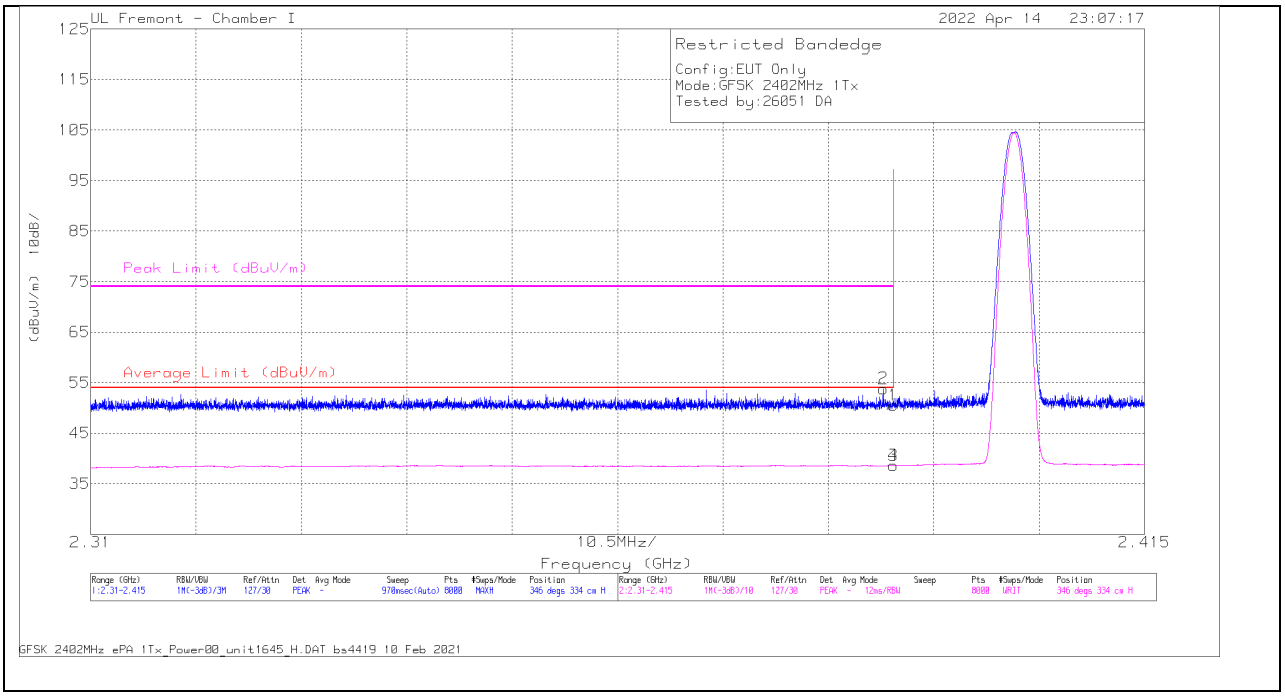

Marker	Frequency (GHz)	Meter Reading (dBuV)	Det	81887 ACF (dB)	Amp/Cbl /Fltr/Pad (dB)	Corrected Reading (dBuV/m)	Average Limit (dBuV/m)	Margin (dB)	Peak Limit (dBuV/m)	PK Margin (dB)	Azimuth (Degs)	Height (cm)	Polarity
1	* 2.39	57.87	Pk	32.1	-39.4	50.57	-	-	74	-23.43	346	334	H
2	* 2.388959	61.23	Pk	32.1	-39.5	53.83	-	-	74	-20.17	346	334	H
3	* 2.39	45.94	VA1T	32.1	-39.4	38.64	54	-15.36	-	-	346	334	H
4	* 2.389996	45.94	VA1T	32.1	-39.4	38.64	54	-15.36	-	-	346	334	H

* - indicates frequency in CFR47 Pt 15 / IC RSS-Restricted Band
Pk - Peak detector
VA1T - FHSS: Linear Voltage Average VB=1/Ton where: Ton is transmit duration

UL LLC.
47173 Benicia Street, Fremont, CA 94538; USA. TEL:(510) 319-4000 FAX:(510) 661-0888
This report shall not be reproduced except in full, without the written approval of UL LLC.

VERTICAL RESULT

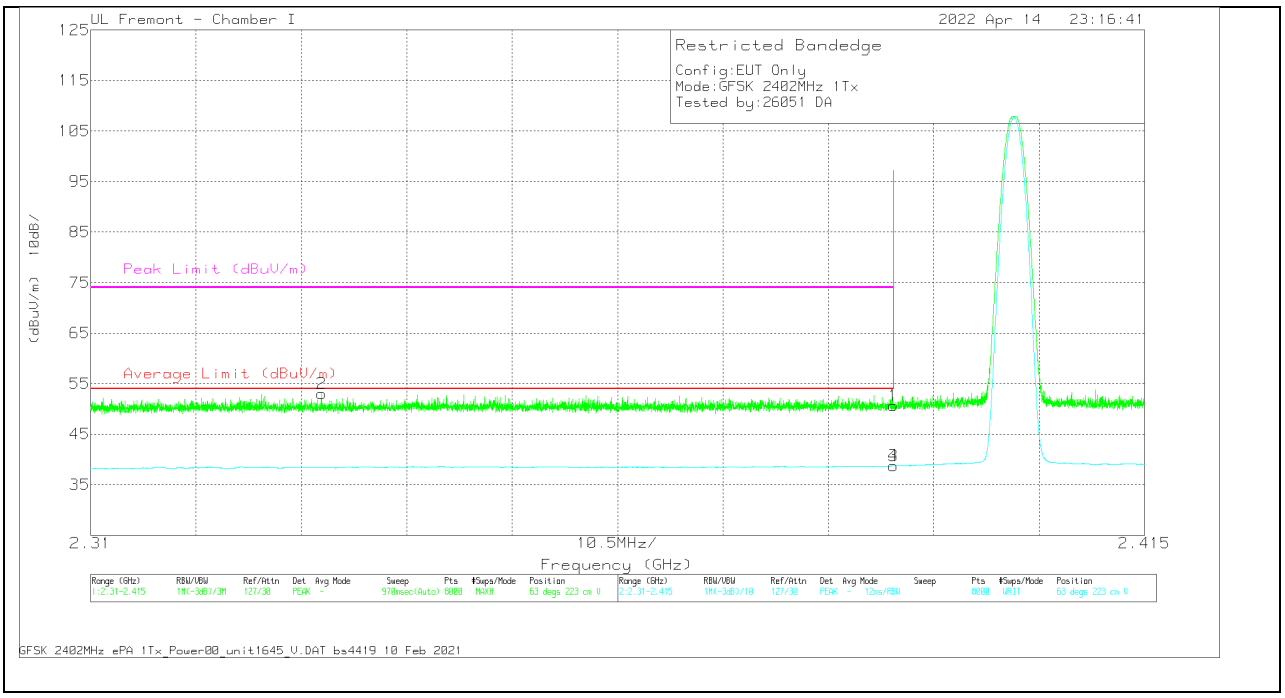

Marker	Frequency (GHz)	Meter Reading (dBuV)	Det	81887 ACF (dB)	Amp/Cbl /Fltr/Pad (dB)	Corrected Reading (dBuV/m)	Average Limit (dBuV/m)	Margin (dB)	Peak Limit (dBuV/m)	PK Margin (dB)	Azimuth (Degs)	Height (cm)	Polarity
1	* 2.39	58.02	Pk	32.1	-39.4	50.72	-	-	74	-23.28	63	223	V
2	* 2.332985	60.62	Pk	32	-39.6	53.02	-	-	74	-20.98	63	223	V
3	* 2.39	46.03	VA1T	32.1	-39.4	38.73	54	-15.27	-	-	63	223	V
4	* 2.389983	46.04	VA1T	32.1	-39.4	38.74	54	-15.26	-	-	63	223	V

* - indicates frequency in CFR47 Pt 15 / IC RSS-Restricted Band
Pk - Peak detector
VA1T - FHSS: Linear Voltage Average VB=1/Ton where: Ton is transmit duration

UL LLC.
47173 Benicia Street, Fremont, CA 94538; USA. TEL:(510) 319-4000 FAX:(510) 661-0888
This report shall not be reproduced except in full, without the written approval of UL LLC.

BANDEDGE (HIGH CHANNEL)

HORIZONTAL RESULT

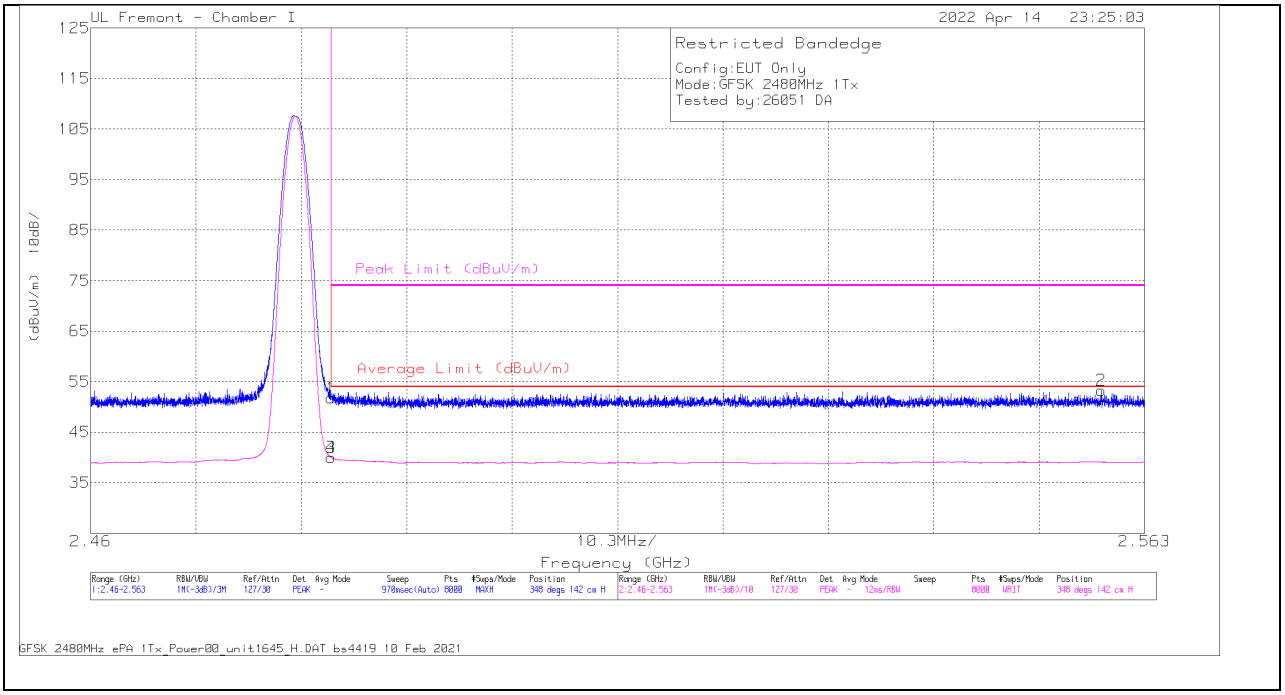

Marker	Frequency (GHz)	Meter Reading (dBuV)	Det	81887 ACF (dB)	Amp/Cbl /Fltr/Pad (dB)	Corrected Reading (dBuV/m)	Average Limit (dBuV/m)	Margin (dB)	Peak Limit (dBuV/m)	PK Margin (dB)	Azimuth (Degs)	Height (cm)	Polarity
1	* 2.4835	58.59	Pk	32.3	-39.1	51.79	-	-	74	-22.21	348	142	H
2	2.558792	59.87	Pk	32.4	-39	53.27	-	-	74	-20.73	348	142	H
3	* 2.4835	46.82	VA1T	32.3	-39.1	40.02	54	-13.98	-	-	348	142	H
4	* 2.483501	46.82	VA1T	32.3	-39.1	40.02	54	-13.98	-	-	348	142	H

* - indicates frequency in CFR47 Pt 15 / IC RSS-Restricted Band
Pk - Peak detector
VA1T - FHSS: Linear Voltage Average VB=1/Ton where: Ton is transmit duration

UL LLC.
47173 Benicia Street, Fremont, CA 94538; USA. TEL:(510) 319-4000 FAX:(510) 661-0888
This report shall not be reproduced except in full, without the written approval of UL LLC.

VERTICAL RESULT

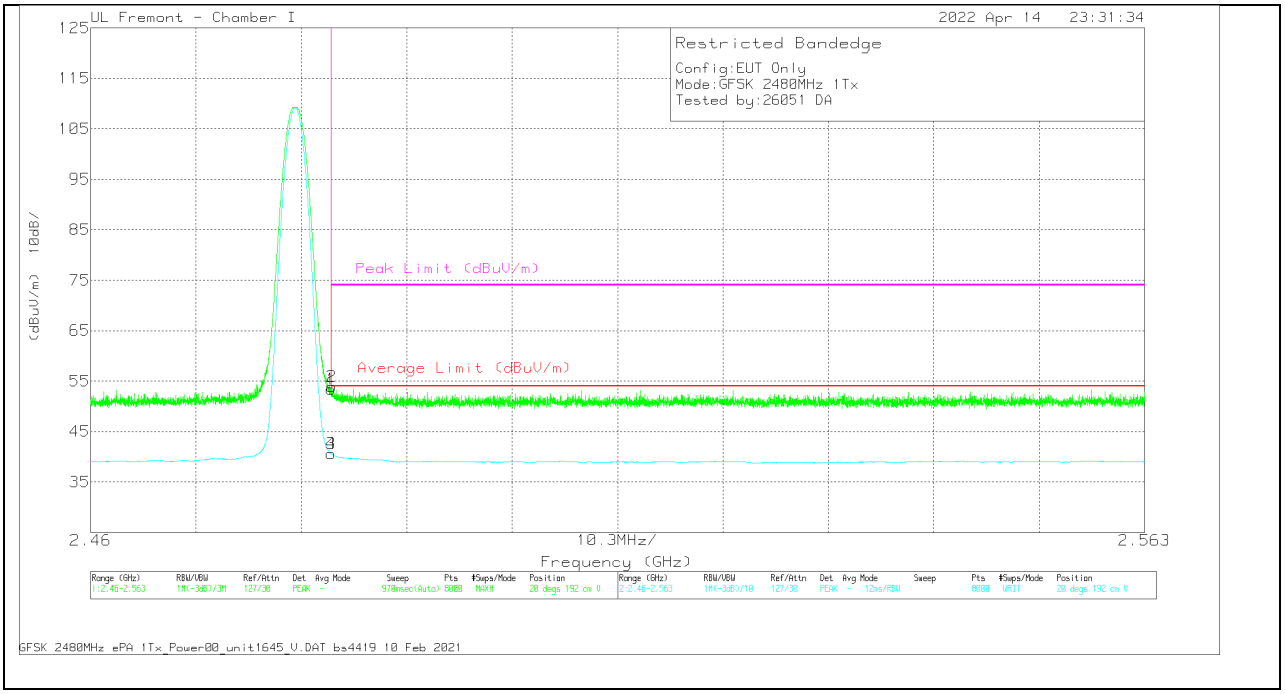

Marker	Frequency (GHz)	Meter Reading (dBuV)	Det	81887 ACF (dB)	Amp/Cbl /Fltr/Pad (dB)	Corrected Reading (dBuV/m)	Average Limit (dBuV/m)	Margin (dB)	Peak Limit (dBuV/m)	PK Margin (dB)	Azimuth (Degs)	Height (cm)	Polarity
1	* 2.4835	60.2	Pk	32.3	-39.1	53.4	-	-	74	-20.6	20	192	V
2	* 2.483578	60.65	Pk	32.3	-39.1	53.85	-	-	74	-20.15	20	192	V
3	* 2.4835	47.4	VA1T	32.3	-39.1	40.6	54	-13.4	-	-	20	192	V
4	* 2.483501	47.4	VA1T	32.3	-39.1	40.6	54	-13.4	-	-	20	192	V

* - indicates frequency in CFR47 Pt 15 / IC RSS-Restricted Band
Pk - Peak detector
VA1T - FHSS: Linear Voltage Average VB=1/Ton where: Ton is transmit duration

UL LLC.
47173 Benicia Street, Fremont, CA 94538; USA. TEL:(510) 319-4000 FAX:(510) 661-0888
This report shall not be reproduced except in full, without the written approval of UL LLC.

ANT 3

BANDEDGE (LOW CHANNEL)

HORIZONTAL RESULT

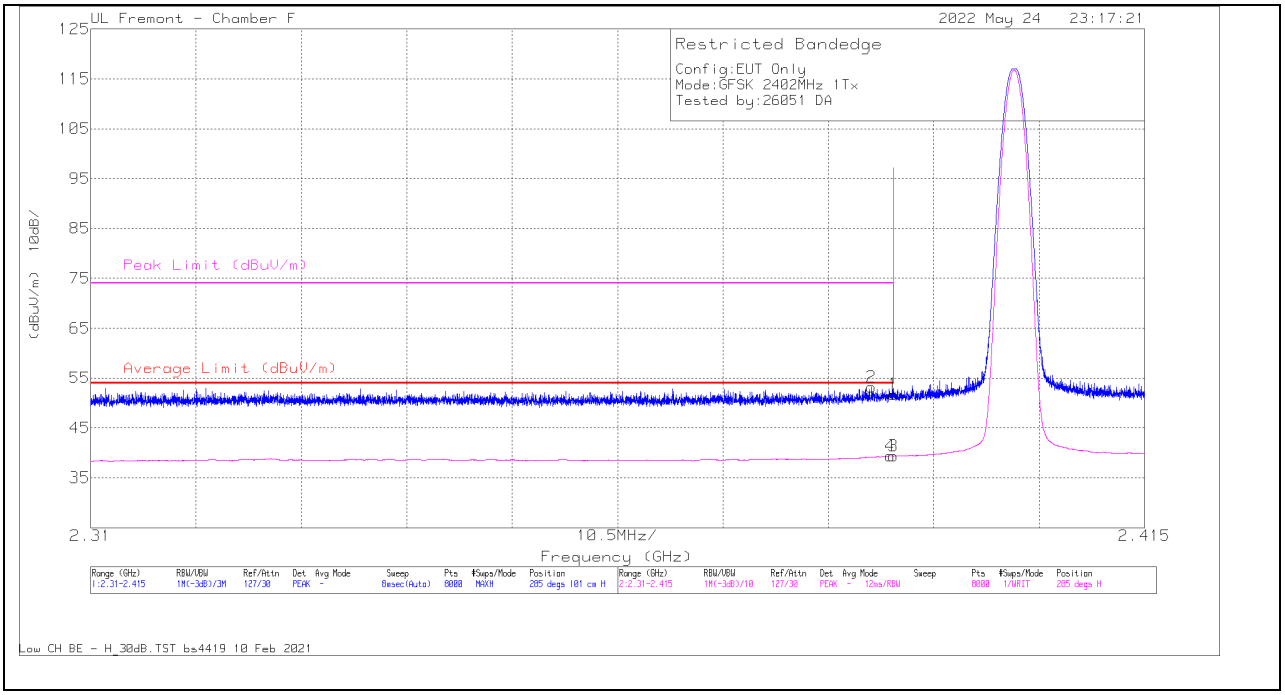

Marker	Frequency (GHz)	Meter Reading (dBuV)	Det	81887 ACF (dB)	Amp/Cbl /Fltr/Pad (dB)	Corrected Reading (dBuV/m)	Average Limit (dBuV/m)	Margin (dB)	Peak Limit (dBuV/m)	PK Margin (dB)	Azimuth (Degs)	Height (cm)	Polarity
1	* 2.39	59.05	Pk	32.1	-39.4	51.75	-	-	74	-22.25	285	101	H
2	* 2.387804	60.68	Pk	32	-39.5	53.18	-	-	74	-20.82	285	101	H
3	* 2.39	46.63	VA1T	32.1	-39.4	39.33	54	-14.67	-	-	285	101	H
4	* 2.389642	46.67	VA1T	32.1	-39.4	39.37	54	-14.63	-	-	285	101	H

* - indicates frequency in CFR47 Pt 15 / IC RSS-Restricted Band
Pk - Peak detector
VA1T - FHSS: Linear Voltage Average VB=1/Ton where: Ton is transmit duration

UL LLC.
47173 Benicia Street, Fremont, CA 94538; USA. TEL:(510) 319-4000 FAX:(510) 661-0888
This report shall not be reproduced except in full, without the written approval of UL LLC.

VERTICAL RESULT

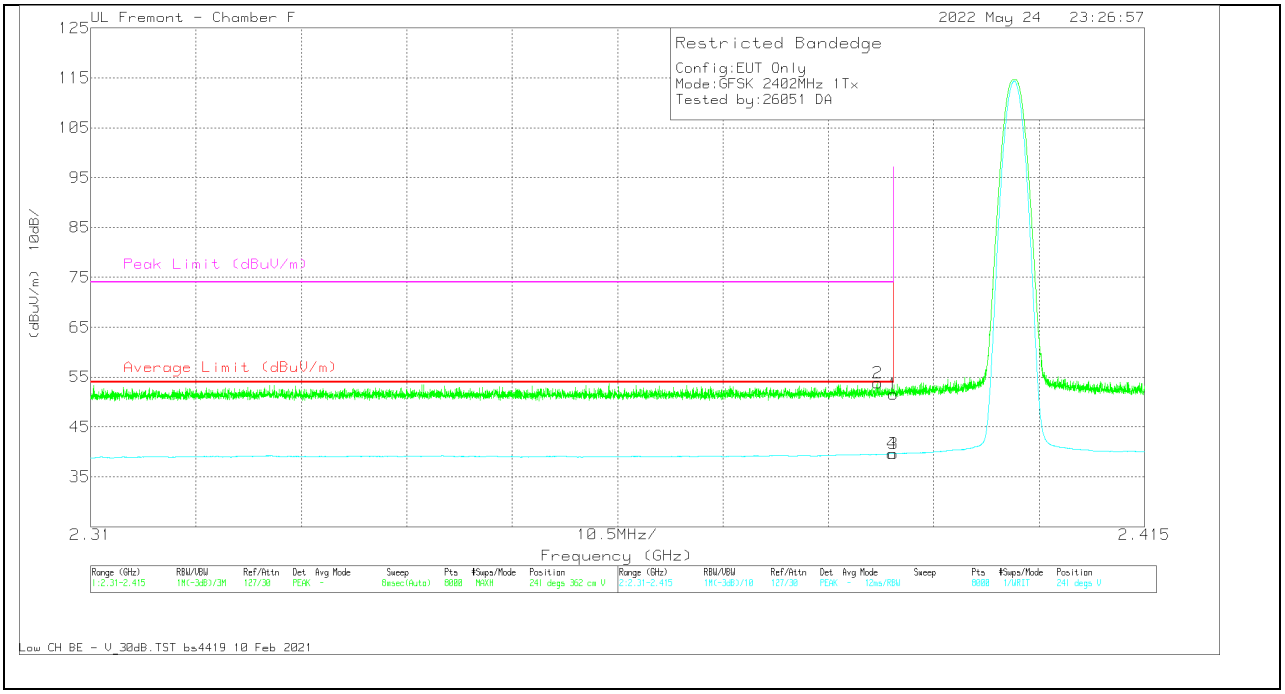

Marker	Frequency (GHz)	Meter Reading (dBuV)	Det	81887 ACF (dB)	Amp/Cbl /Fltr/Pad (dB)	Corrected Reading (dBuV/m)	Average Limit (dBuV/m)	Margin (dB)	Peak Limit (dBuV/m)	PK Margin (dB)	Azimuth (Degs)	Height (cm)	Polarity
1	* 2.39	58.88	Pk	32.1	-39.4	51.58	-	-	74	-22.42	241	362	V
2	* 2.388394	61.27	Pk	32.1	-39.5	53.87	-	-	74	-20.13	241	362	V
3	* 2.39	46.93	VA1T	32.1	-39.4	39.63	54	-14.37	-	-	241	362	V
4	* 2.389852	46.96	VA1T	32.1	-39.4	39.66	54	-14.34	-	-	241	362	V

* - indicates frequency in CFR47 Pt 15 / IC RSS-Restricted Band
Pk - Peak detector
VA1T - FHSS: Linear Voltage Average VB=1/Ton where: Ton is transmit duration

UL LLC.
47173 Benicia Street, Fremont, CA 94538; USA. TEL:(510) 319-4000 FAX:(510) 661-0888
This report shall not be reproduced except in full, without the written approval of UL LLC.

BANDEDGE (HIGH CHANNEL)

HORIZONTAL RESULT

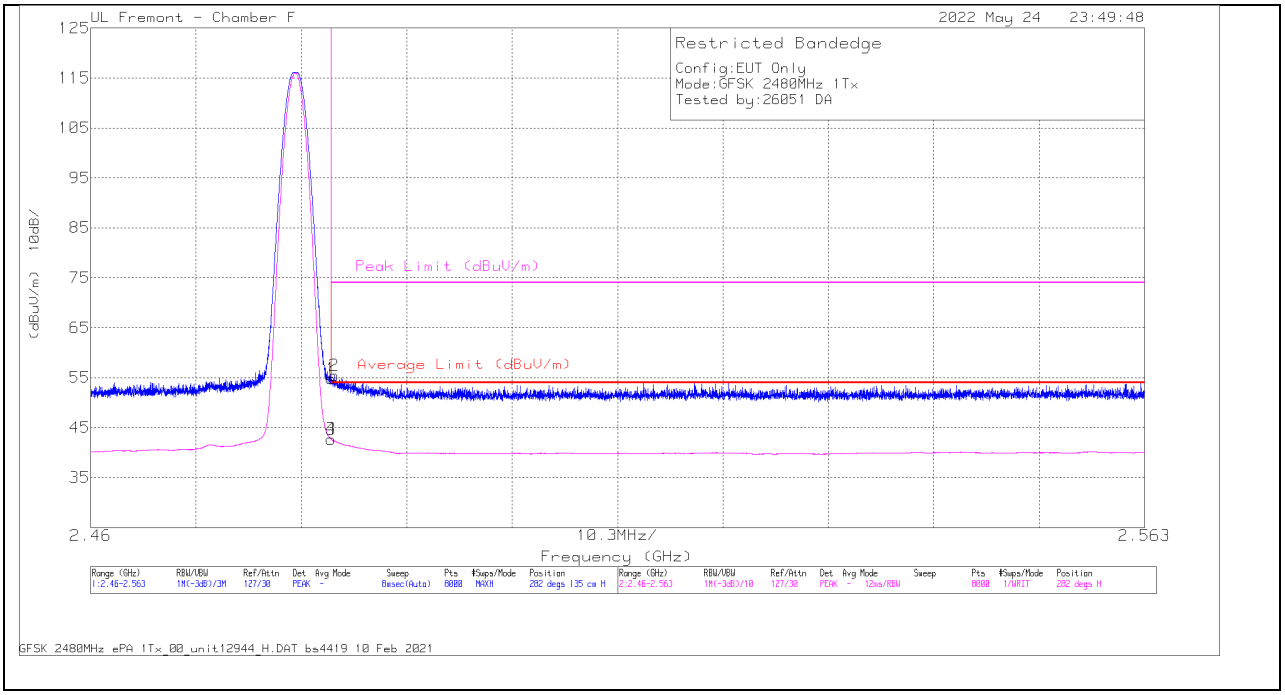

Marker	Frequency (GHz)	Meter Reading (dBuV)	Det	81887 ACF (dB)	Amp/Cbl /Fltr/Pad (dB)	Corrected Reading (dBuV/m)	Average Limit (dBuV/m)	Margin (dB)	Peak Limit (dBuV/m)	PK Margin (dB)	Azimuth (Degs)	Height (cm)	Polarity
1	* 2.4835	61.61	Pk	32.3	-39.1	54.81	-	-	74	-19.19	282	135	H
2	* 2.483784	62.3	Pk	32.3	-39.1	55.5	-	-	74	-18.5	282	135	H
3	* 2.4835	49.51	VA1T	32.3	-39.1	42.71	54	-11.29	-	-	282	135	H
4	* 2.483501	49.51	VA1T	32.3	-39.1	42.71	54	-11.29	-	-	282	135	H

* - indicates frequency in CFR47 Pt 15 / IC RSS-Restricted Band
Pk - Peak detector
VA1T - FHSS: Linear Voltage Average VB=1/Ton where: Ton is transmit duration

UL LLC.
47173 Benicia Street, Fremont, CA 94538; USA. TEL:(510) 319-4000 FAX:(510) 661-0888
This report shall not be reproduced except in full, without the written approval of UL LLC.

VERTICAL RESULT

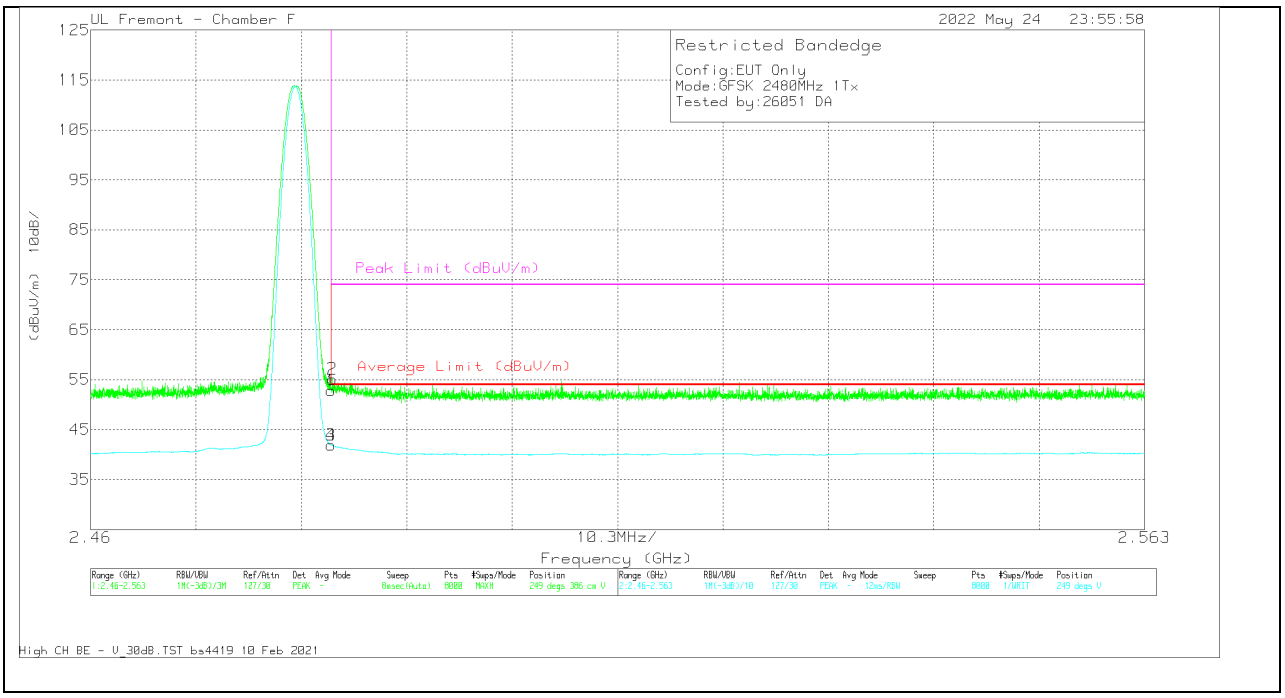

Marker	Frequency (GHz)	Meter Reading (dBuV)	Det	81887 ACF (dB)	Amp/Cbl /Fltr/Pad (dB)	Corrected Reading (dBuV/m)	Average Limit (dBuV/m)	Margin (dB)	Peak Limit (dBuV/m)	PK Margin (dB)	Azimuth (Degs)	Height (cm)	Polarity
1	* 2.4835	59.63	Pk	32.3	-39.1	52.83	-	-	74	-21.17	249	386	V
2	* 2.483616	61.94	Pk	32.3	-39.1	55.14	-	-	74	-18.86	249	386	V
3	* 2.4835	48.73	VA1T	32.3	-39.1	41.93	54	-12.07	-	-	249	386	V
4	* 2.483501	48.73	VA1T	32.3	-39.1	41.93	54	-12.07	-	-	249	386	V

* - indicates frequency in CFR47 Pt 15 / IC RSS-Restricted Band
Pk - Peak detector
VA1T - FHSS: Linear Voltage Average VB=1/Ton where: Ton is transmit duration

UL LLC.
47173 Benicia Street, Fremont, CA 94538; USA. TEL:(510) 319-4000 FAX:(510) 661-0888
This report shall not be reproduced except in full, without the written approval of UL LLC.

10.1.2. HIGH POWER BASIC DATA RATE TX BF GFSK MODULATION

BANDEDGE (LOW CHANNEL)

HORIZONTAL RESULT

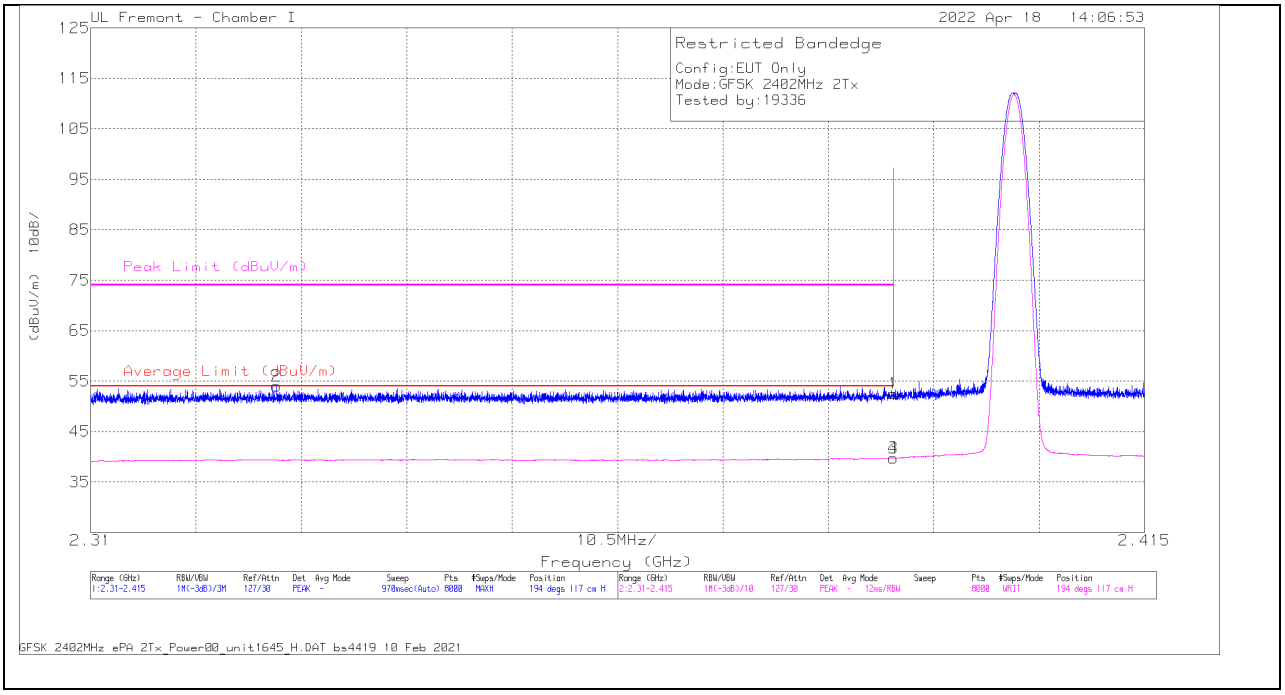

Marker	Frequency (GHz)	Meter Reading (dBuV)	Det	81887 ACF (dB)	Amp/Cbl /Fltr/Pad (dB)	Corrected Reading (dBuV/m)	Average Limit (dBuV/m)	Margin (dB)	Peak Limit (dBuV/m)	PK Margin (dB)	Azimuth (Degs)	Height (cm)	Polarity
1	* 2.39	59.82	Pk	32.1	-39.4	52.52	-	-	74	-21.48	194	117	H
2	* 2.328509	61.59	Pk	32	-39.6	53.99	-	-	74	-20.01	194	117	H
3	* 2.39	47.04	VA1T	32.1	-39.4	39.74	54	-14.26	-	-	194	117	H
4	* 2.389996	47.04	VA1T	32.1	-39.4	39.74	54	-14.26	-	-	194	117	H

* - indicates frequency in CFR47 Pt 15 / IC RSS-Restricted Band
Pk - Peak detector
VA1T - FHSS: Linear Voltage Average VB=1/Ton where: Ton is transmit duration

UL LLC.
47173 Benicia Street, Fremont, CA 94538; USA. TEL:(510) 319-4000 FAX:(510) 661-0888
This report shall not be reproduced except in full, without the written approval of UL LLC.

VERTICAL RESULT

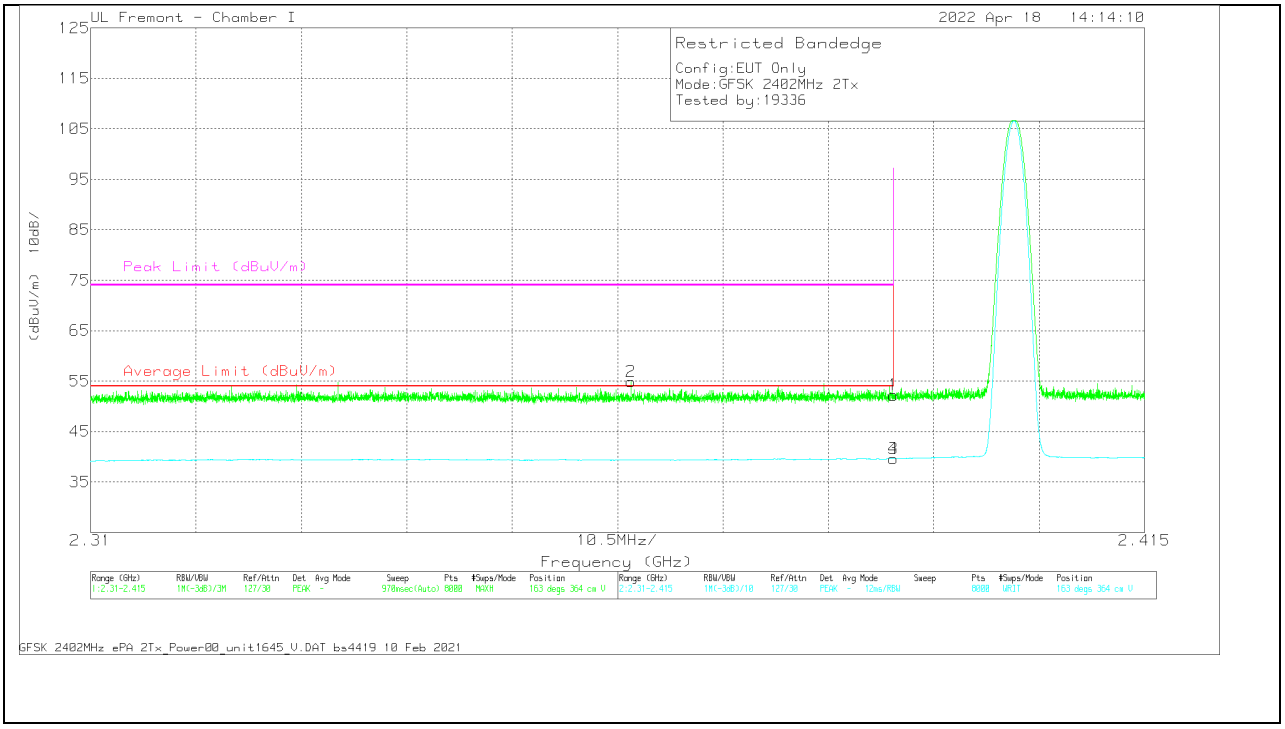

Marker	Frequency (GHz)	Meter Reading (dBuV)	Det	81887 ACF (dB)	Amp/Cbl /Fltr/Pad (dB)	Corrected Reading (dBuV/m)	Average Limit (dBuV/m)	Margin (dB)	Peak Limit (dBuV/m)	PK Margin (dB)	Azimuth (Degs)	Height (cm)	Polarity
1	* 2.39	59.52	Pk	32.1	-39.4	52.22	-	-	74	-21.78	163	364	V
2	* 2.363834	62.44	Pk	32	-39.5	54.94	-	-	74	-19.06	163	364	V
3	* 2.39	46.95	VA1T	32.1	-39.4	39.65	54	-14.35	-	-	163	364	V
4	* 2.389957	46.97	VA1T	32.1	-39.4	39.67	54	-14.33	-	-	163	364	V

* - indicates frequency in CFR47 Pt 15 / IC RSS-Restricted Band
Pk - Peak detector
VA1T - FHSS: Linear Voltage Average VB=1/Ton where: Ton is transmit duration

UL LLC.
47173 Benicia Street, Fremont, CA 94538; USA. TEL:(510) 319-4000 FAX:(510) 661-0888
This report shall not be reproduced except in full, without the written approval of UL LLC.

BANDEDGE (HIGH CHANNEL)

HORIZONTAL RESULT

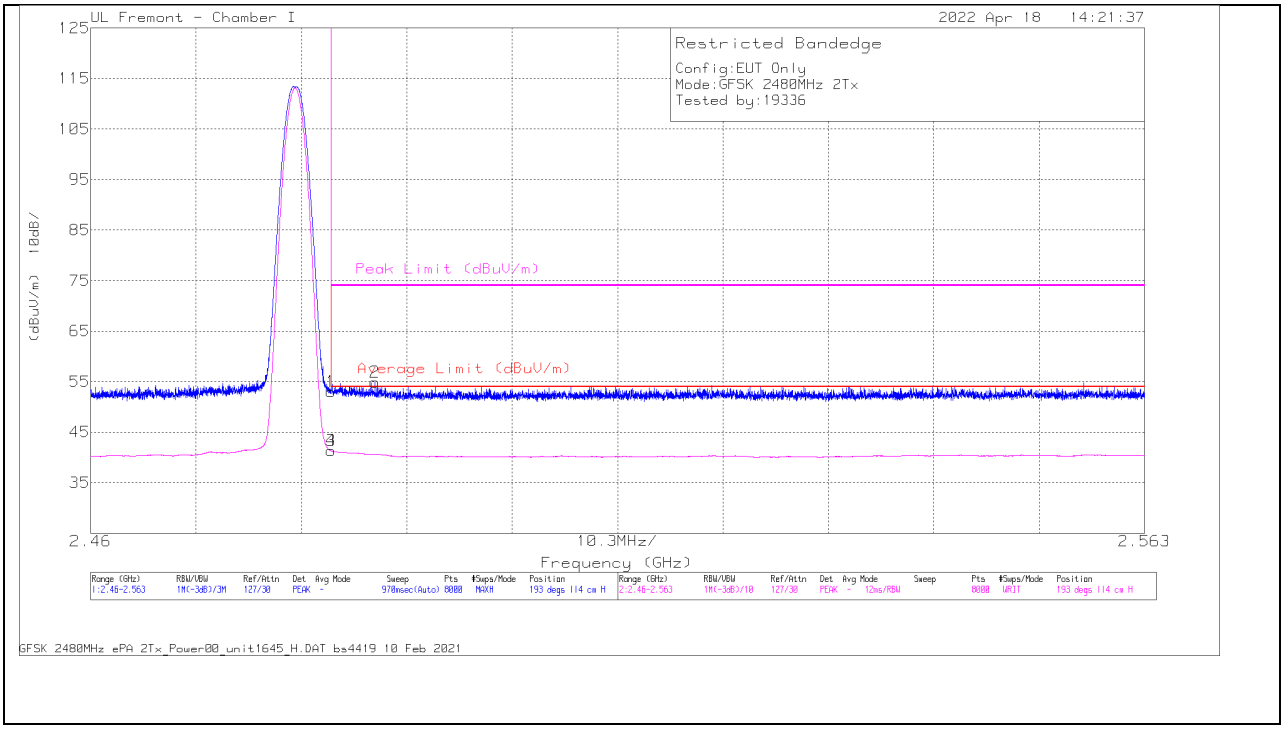

Marker	Frequency (GHz)	Meter Reading (dBuV)	Det	81887 ACF (dB)	Amp/Cbl /Fltr/Pad (dB)	Corrected Reading (dBuV/m)	Average Limit (dBuV/m)	Margin (dB)	Peak Limit (dBuV/m)	PK Margin (dB)	Azimuth (Degs)	Height (cm)	Polarity
1	* 2.4835	59.77	Pk	32.3	-39.1	52.97	-	-	74	-21.03	193	114	H
2	* 2.487789	61.73	Pk	32.2	-39.1	54.83	-	-	74	-19.17	193	114	H
3	* 2.4835	48.1	VA1T	32.3	-39.1	41.3	54	-12.7	-	-	193	114	H
4	* 2.483501	48.1	VA1T	32.3	-39.1	41.3	54	-12.7	-	-	193	114	H

* - indicates frequency in CFR47 Pt 15 / IC RSS-Restricted Band
Pk - Peak detector
VA1T - FHSS: Linear Voltage Average VB=1/Ton where: Ton is transmit duration

UL LLC.
47173 Benicia Street, Fremont, CA 94538; USA. TEL:(510) 319-4000 FAX:(510) 661-0888
This report shall not be reproduced except in full, without the written approval of UL LLC.

VERTICAL RESULT

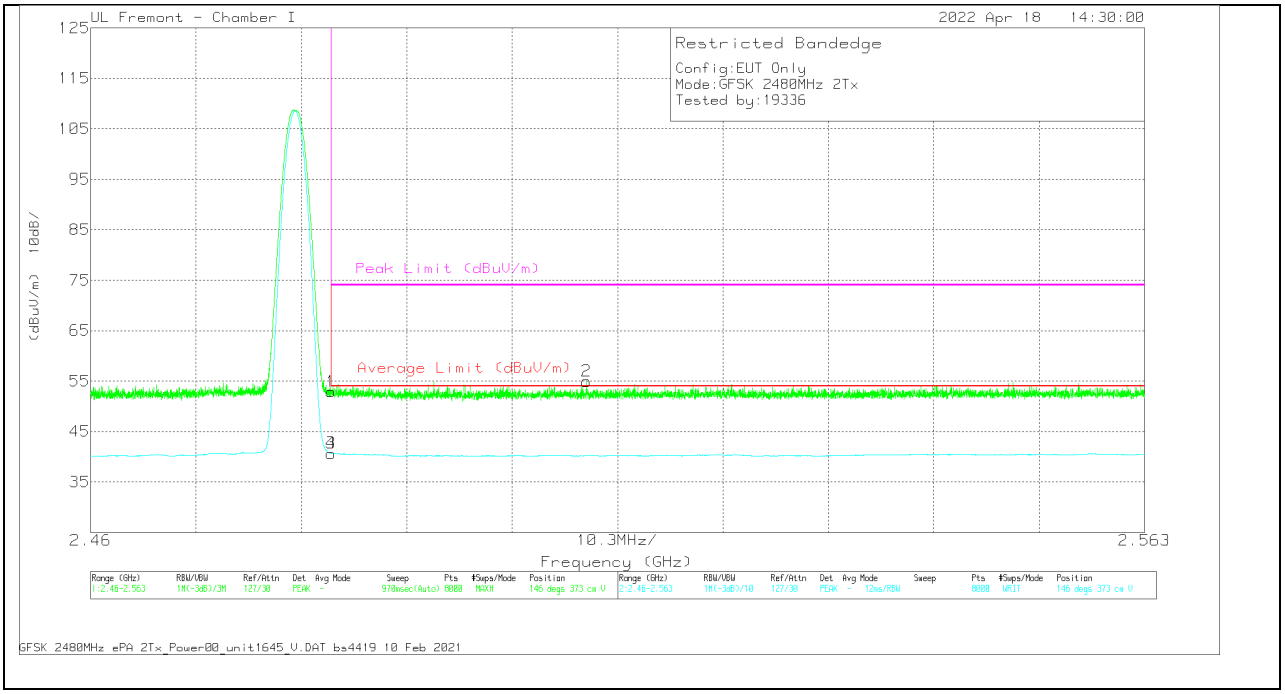

Marker	Frequency (GHz)	Meter Reading (dBuV)	Det	81887 ACF (dB)	Amp/Cbl /Fltr/Pad (dB)	Corrected Reading (dBuV/m)	Average Limit (dBuV/m)	Margin (dB)	Peak Limit (dBuV/m)	PK Margin (dB)	Azimuth (Degs)	Height (cm)	Polarity
1	* 2.4835	59.69	Pk	32.3	-39.1	52.89	-	-	74	-21.11	146	373	V
2	2.508443	61.75	Pk	32.3	-39.1	54.95	-	-	74	-19.05	146	373	V
3	* 2.4835	47.47	VA1T	32.3	-39.1	40.67	54	-13.33	-	-	146	373	V
4	* 2.483501	47.47	VA1T	32.3	-39.1	40.67	54	-13.33	-	-	146	373	V

* - indicates frequency in CFR47 Pt 15 / IC RSS-Restricted Band
Pk - Peak detector
VA1T - FHSS: Linear Voltage Average VB=1/Ton where: Ton is transmit duration

UL LLC.
47173 Benicia Street, Fremont, CA 94538; USA. TEL:(510) 319-4000 FAX:(510) 661-0888
This report shall not be reproduced except in full, without the written approval of UL LLC.

10.1.3. HIGH POWER ENHANCED DATA RATE 8PSK MODULATION

ANT 4

BANDEDGE (LOW CHANNEL)

HORIZONTAL RESULT

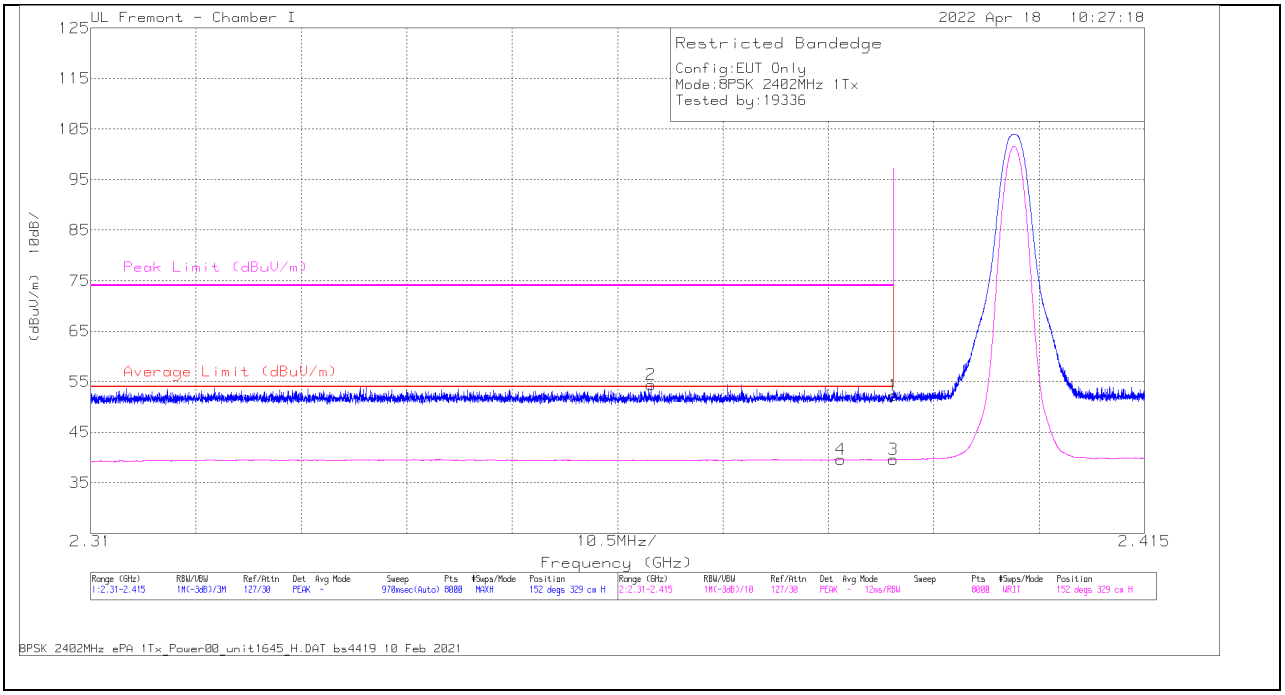

Marker	Frequency (GHz)	Meter Reading (dBuV)	Det	81887 ACF (dB)	Amp/Cbl /Fltr/Pad (dB)	Corrected Reading (dBuV/m)	Average Limit (dBuV/m)	Margin (dB)	Peak Limit (dBuV/m)	PK Margin (dB)	Azimuth (Degs)	Height (cm)	Polarity
1	* 2.39	59.58	Pk	32.1	-39.4	52.28	-	-	74	-21.72	152	329	H
2	* 2.365842	61.9	Pk	32	-39.5	54.4	-	-	74	-19.6	152	329	H
3	* 2.39	46.88	VA1T	32.1	-39.4	39.58	54	-14.42	-	-	152	329	H
4	* 2.384732	47.03	VA1T	32	-39.4	39.63	54	-14.37	-	-	152	329	H

* - indicates frequency in CFR47 Pt 15 / IC RSS-Restricted Band
Pk - Peak detector
VA1T - FHSS: Linear Voltage Average VB=1/Ton where: Ton is transmit duration

UL LLC.
47173 Benicia Street, Fremont, CA 94538; USA. TEL:(510) 319-4000 FAX:(510) 661-0888
This report shall not be reproduced except in full, without the written approval of UL LLC.

VERTICAL RESULT

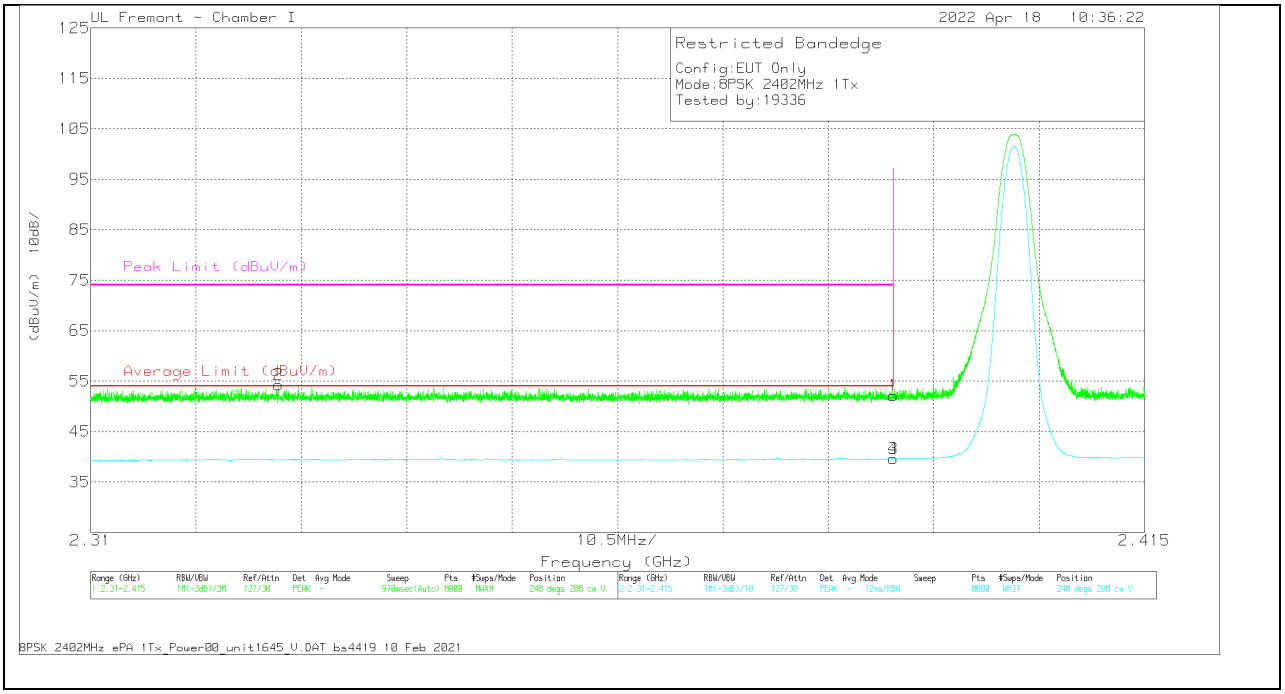

Marker	Frequency (GHz)	Meter Reading (dBuV)	Det	81887 ACF (dB)	Amp/Cbl /Fltr/Pad (dB)	Corrected Reading (dBuV/m)	Average Limit (dBuV/m)	Margin (dB)	Peak Limit (dBuV/m)	PK Margin (dB)	Azimuth (Degs)	Height (cm)	Polarity
1	* 2.39	59.46	Pk	32.1	-39.4	52.16	-	-	74	-21.84	248	208	V
2	* 2.328719	61.81	Pk	32	-39.6	54.21	-	-	74	-19.79	248	208	V
3	* 2.39	46.93	VA1T	32.1	-39.4	39.63	54	-14.37	-	-	248	208	V
4	* 2.38997	46.94	VA1T	32.1	-39.4	39.64	54	-14.36	-	-	248	208	V

* - indicates frequency in CFR47 Pt 15 / IC RSS-Restricted Band
Pk - Peak detector
VA1T - FHSS: Linear Voltage Average VB=1/Ton where: Ton is transmit duration

UL LLC.
47173 Benicia Street, Fremont, CA 94538; USA. TEL:(510) 319-4000 FAX:(510) 661-0888
This report shall not be reproduced except in full, without the written approval of UL LLC.

BANDEDGE (HIGH CHANNEL)

HORIZONTAL RESULT

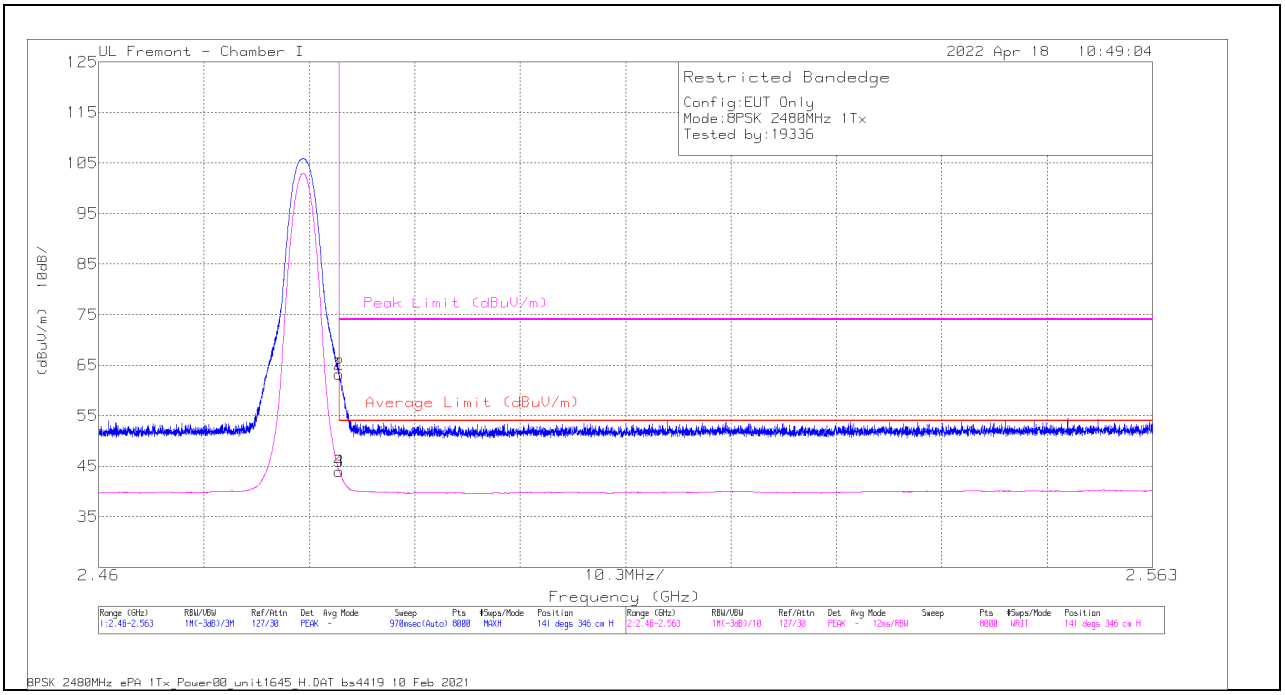

Marker	Frequency (GHz)	Meter Reading (dBuV)	Det	81887 ACF (dB)	Amp/Cbl /Fltr/Pad (dB)	Corrected Reading (dBuV/m)	Average Limit (dBuV/m)	Margin (dB)	Peak Limit (dBuV/m)	PK Margin (dB)	Azimuth (Degs)	Height (cm)	Polarity
1	* 2.4835	70.03	Pk	32.3	-39.1	63.23	-	-	74	-10.77	141	346	H
2	* 2.483501	70.04	Pk	32.3	-39.1	63.24	-	-	74	-10.76	141	346	H
3	* 2.4835	50.79	VA1T	32.3	-39.1	43.99	54	-10.01	-	-	141	346	H
4	* 2.483501	50.79	VA1T	32.3	-39.1	43.99	54	-10.01	-	-	141	346	H

* - indicates frequency in CFR47 Pt 15 / IC RSS-Restricted Band
Pk - Peak detector
VA1T - FHSS: Linear Voltage Average VB=1/Ton where: Ton is transmit duration

UL LLC.
47173 Benicia Street, Fremont, CA 94538; USA. TEL:(510) 319-4000 FAX:(510) 661-0888
This report shall not be reproduced except in full, without the written approval of UL LLC.

VERTICAL RESULT

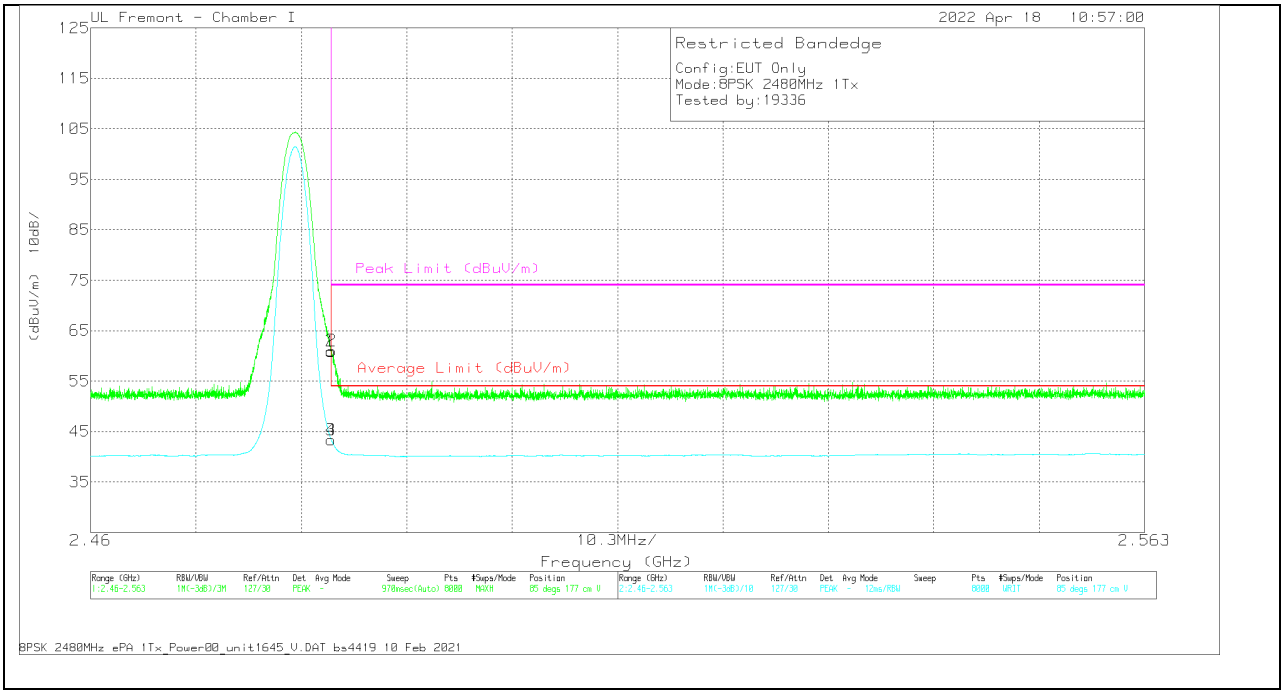

Marker	Frequency (GHz)	Meter Reading (dBuV)	Det	81887 ACF (dB)	Amp/Cbl /Fltr/Pad (dB)	Corrected Reading (dBuV/m)	Average Limit (dBuV/m)	Margin (dB)	Peak Limit (dBuV/m)	PK Margin (dB)	Azimuth (Degs)	Height (cm)	Polarity
1	* 2.4835	67.61	Pk	32.3	-39.1	60.81	-	-	74	-13.19	85	177	V
2	* 2.483526	67.83	Pk	32.3	-39.1	61.03	-	-	74	-12.97	85	177	V
3	* 2.4835	50.13	VA1T	32.3	-39.1	43.33	54	-10.67	-	-	85	177	V
4	* 2.483501	50.13	VA1T	32.3	-39.1	43.33	54	-10.67	-	-	85	177	V

* - indicates frequency in CFR47 Pt 15 / IC RSS-Restricted Band
Pk - Peak detector
VA1T - FHSS: Linear Voltage Average VB=1/Ton where: Ton is transmit duration

UL LLC.
47173 Benicia Street, Fremont, CA 94538; USA. TEL:(510) 319-4000 FAX:(510) 661-0888
This report shall not be reproduced except in full, without the written approval of UL LLC.

ANT 3

BANDEDGE (LOW CHANNEL)

HORIZONTAL RESULT

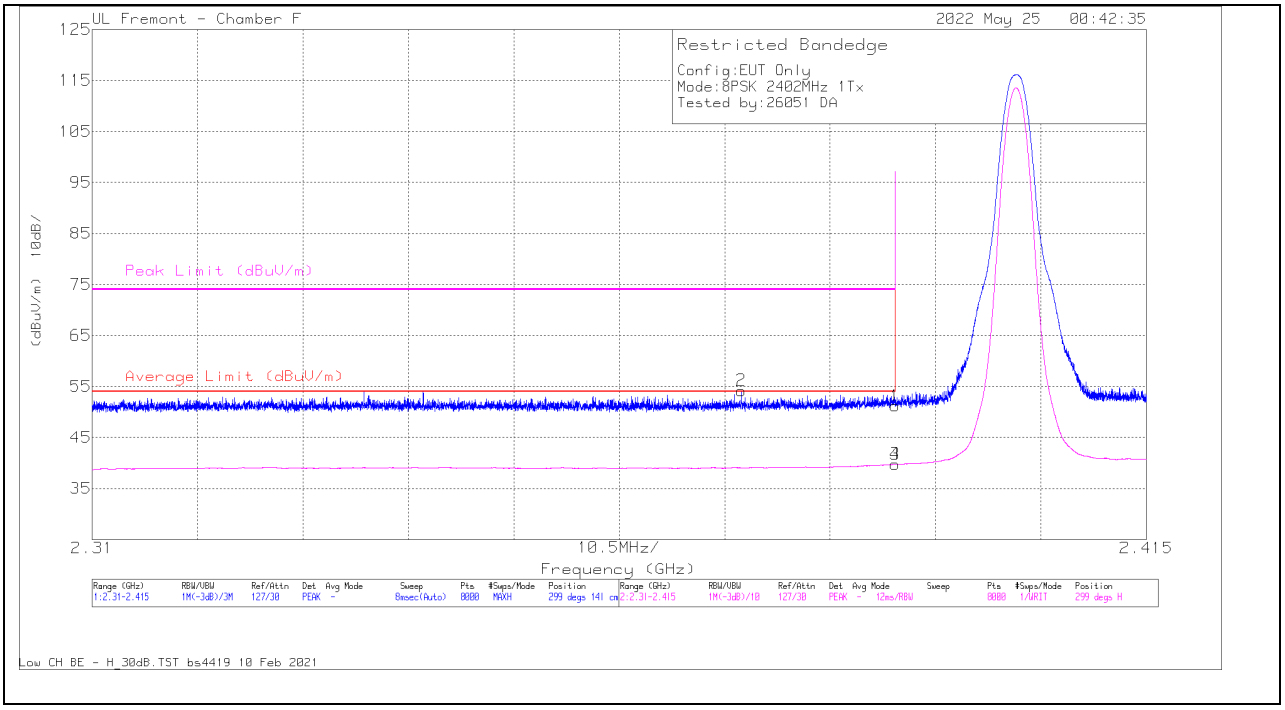

Marker	Frequency (GHz)	Meter Reading (dBuV)	Det	81887 ACF (dB)	Amp/Cbl /Fltr/Pad (dB)	Corrected Reading (dBuV/m)	Average Limit (dBuV/m)	Margin (dB)	Peak Limit (dBuV/m)	PK Margin (dB)	Azimuth (Degs)	Height (cm)	Polarity
1	* 2.39	58.48	Pk	32.1	-39.4	51.18	-	-	74	-22.82	299	141	H
2	* 2.37465	61.7	Pk	32	-39.5	54.2	-	-	74	-19.8	299	141	H
3	* 2.39	47.06	VA1T	32.1	-39.4	39.76	54	-14.24	-	-	299	141	H
4	* 2.389983	47.07	VA1T	32.1	-39.4	39.77	54	-14.23	-	-	299	141	H

* - indicates frequency in CFR47 Pt 15 / IC RSS-Restricted Band
Pk - Peak detector
VA1T - FHSS: Linear Voltage Average VB=1/Ton where: Ton is transmit duration

UL LLC.
47173 Benicia Street, Fremont, CA 94538; USA. TEL:(510) 319-4000 FAX:(510) 661-0888
This report shall not be reproduced except in full, without the written approval of UL LLC.

VERTICAL RESULT

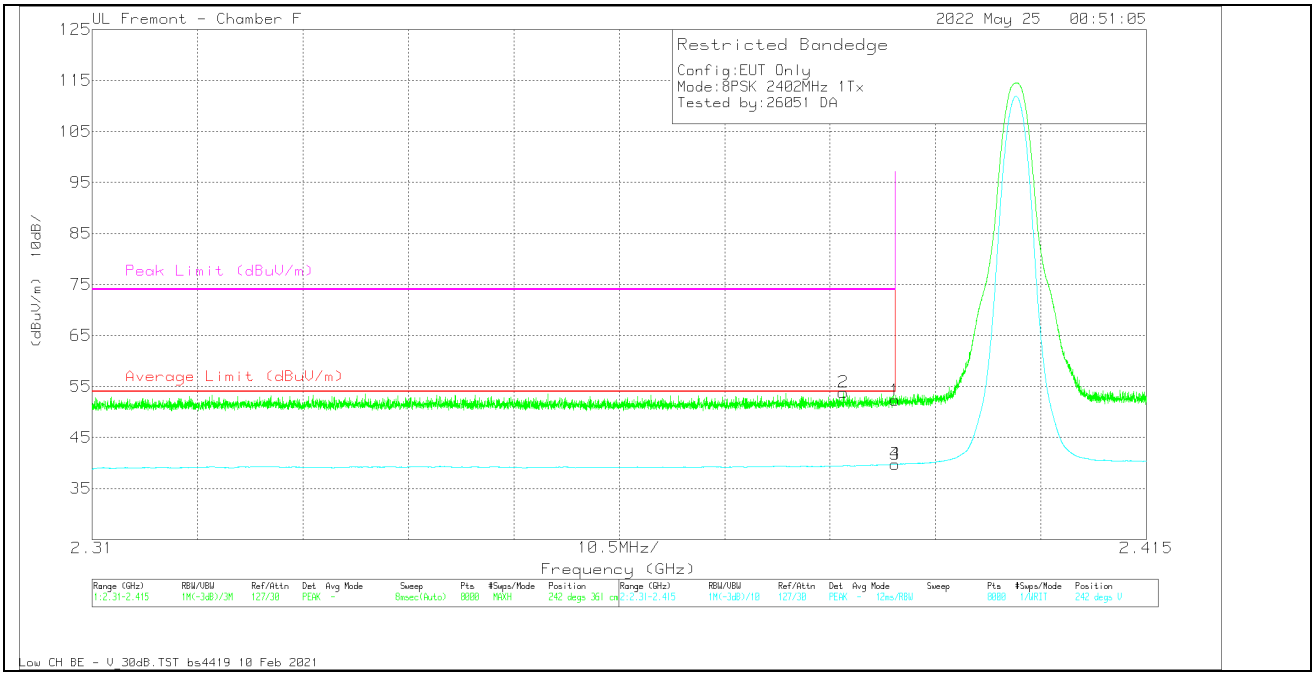

Marker	Frequency (GHz)	Meter Reading (dBuV)	Det	81887 ACF (dB)	Amp/Cbl /Fltr/Pad (dB)	Corrected Reading (dBuV/m)	Average Limit (dBuV/m)	Margin (dB)	Peak Limit (dBuV/m)	PK Margin (dB)	Azimuth (Degs)	Height (cm)	Polarity
1	* 2.39	59.61	Pk	32.1	-39.4	52.31	-	-	74	-21.69	242	361	V
2	* 2.384824	61.24	Pk	32	-39.4	53.84	-	-	74	-20.16	242	361	V
3	* 2.39	47.08	VA1T	32.1	-39.4	39.78	54	-14.22	-	-	242	361	V
4	* 2.389996	47.08	VA1T	32.1	-39.4	39.78	54	-14.22	-	-	242	361	V

* - indicates frequency in CFR47 Pt 15 / IC RSS-Restricted Band
Pk - Peak detector
VA1T - FHSS: Linear Voltage Average VB=1/Ton where: Ton is transmit duration

UL LLC.
47173 Benicia Street, Fremont, CA 94538; USA. TEL:(510) 319-4000 FAX:(510) 661-0888
This report shall not be reproduced except in full, without the written approval of UL LLC.

BANDEDGE (HIGH CHANNEL)

HORIZONTAL RESULT

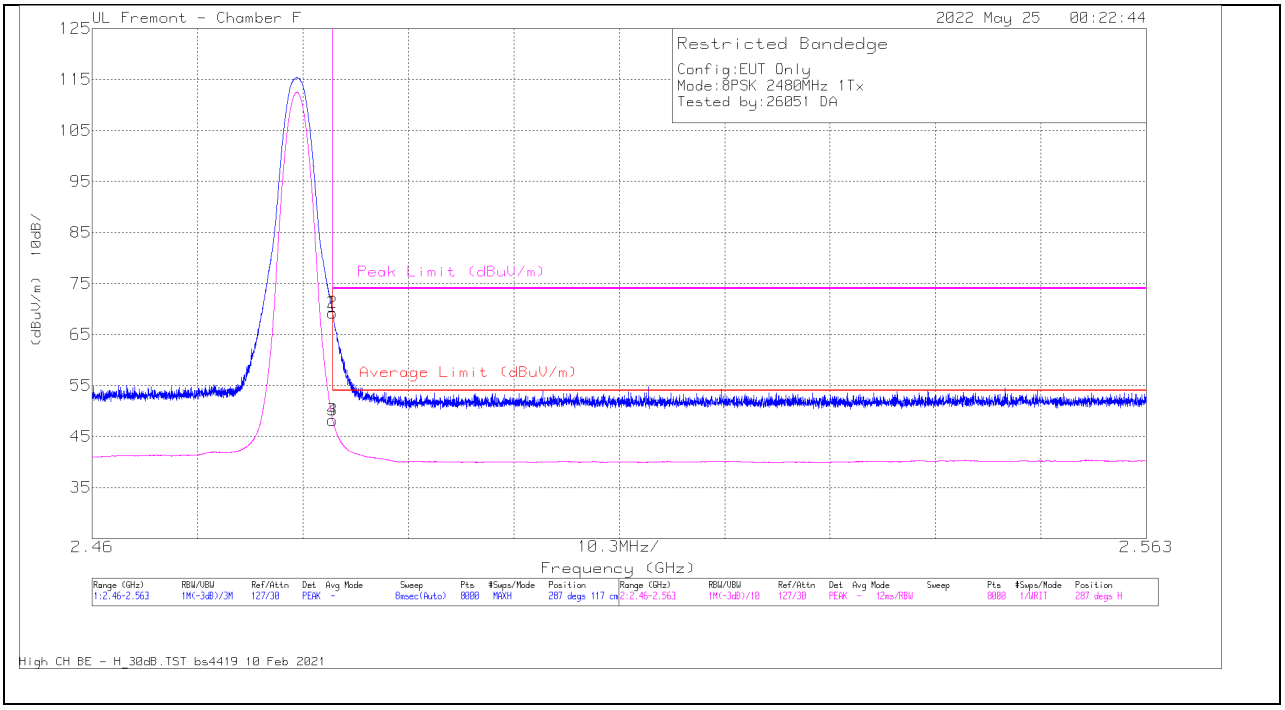

Marker	Frequency (GHz)	Meter Reading (dBuV)	Det	81887 ACF (dB)	Amp/Cbl /Fltr/Pad (dB)	Corrected Reading (dBuV/m)	Average Limit (dBuV/m)	Margin (dB)	Peak Limit (dBuV/m)	PK Margin (dB)	Azimuth (Degs)	Height (cm)	Polarity
1	* 2.4835	76.03	Pk	32.3	-39.1	69.23	-	-	74	-4.77	287	117	H
2	* 2.483501	76.05	Pk	32.3	-39.1	69.25	-	-	74	-4.75	287	117	H
3	* 2.4835	55	VA1T	32.3	-39.1	48.2	54	-5.8	-	-	287	117	H
4	* 2.483501	54.99	VA1T	32.3	-39.1	48.19	54	-5.81	-	-	287	117	H

* - indicates frequency in CFR47 Pt 15 / IC RSS-Restricted Band
Pk - Peak detector
VA1T - FHSS: Linear Voltage Average VB=1/Ton where: Ton is transmit duration

UL LLC.
47173 Benicia Street, Fremont, CA 94538; USA. TEL:(510) 319-4000 FAX:(510) 661-0888
This report shall not be reproduced except in full, without the written approval of UL LLC.

VERTICAL RESULT

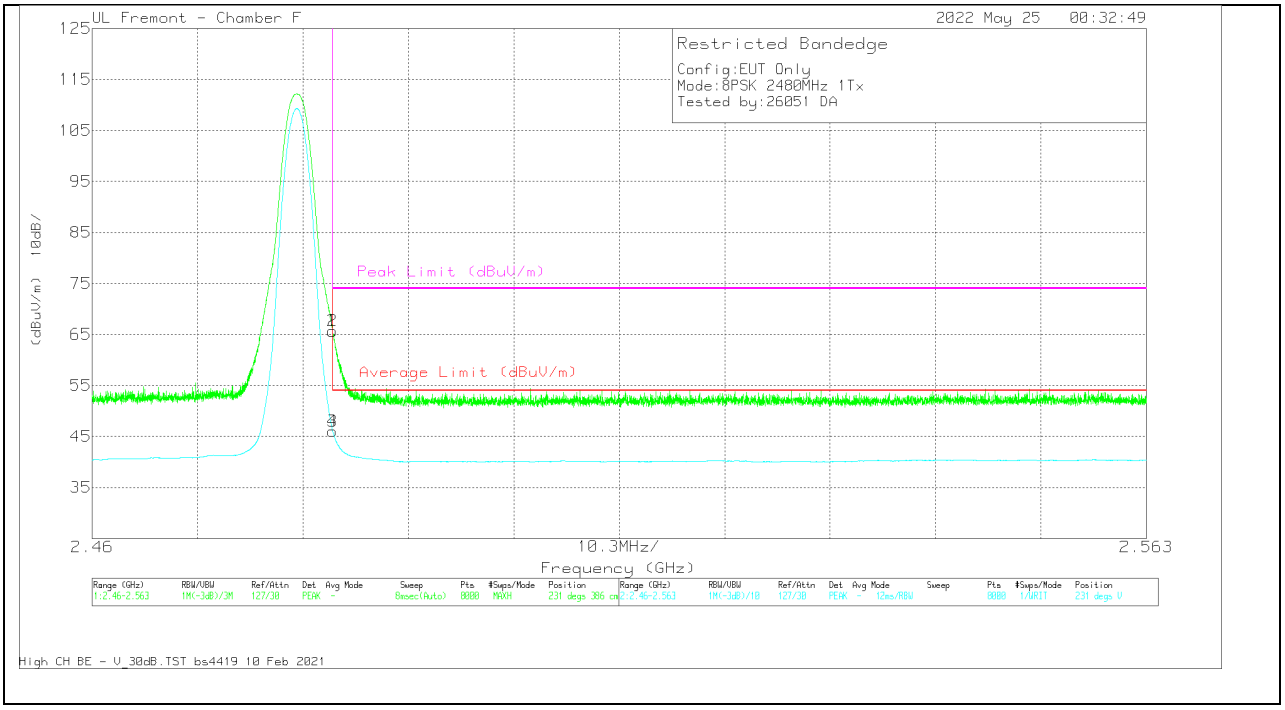

Marker	Frequency (GHz)	Meter Reading (dBuV)	Det	81887 ACF (dB)	Amp/Cbl /Fltr/Pad (dB)	Corrected Reading (dBuV/m)	Average Limit (dBuV/m)	Margin (dB)	Peak Limit (dBuV/m)	PK Margin (dB)	Azimuth (Degs)	Height (cm)	Polarity
1	* 2.4835	72.49	Pk	32.3	-39.1	65.69	-	-	74	-8.31	231	386	V
2	* 2.483501	72.5	Pk	32.3	-39.1	65.7	-	-	74	-8.3	231	386	V
3	* 2.4835	52.82	VA1T	32.3	-39.1	46.02	54	-7.98	-	-	231	386	V
4	* 2.483501	52.81	VA1T	32.3	-39.1	46.01	54	-7.99	-	-	231	386	V

* - indicates frequency in CFR47 Pt 15 / IC RSS-Restricted Band
Pk - Peak detector
VA1T - FHSS: Linear Voltage Average VB=1/Ton where: Ton is transmit duration

UL LLC.
47173 Benicia Street, Fremont, CA 94538; USA. TEL:(510) 319-4000 FAX:(510) 661-0888
This report shall not be reproduced except in full, without the written approval of UL LLC.

10.1.4. HIGH POWER BASIC DATA RATE TXBF 8PSK MODULATION

BANDEDGE (LOW CHANNEL)

HORIZONTAL RESULT

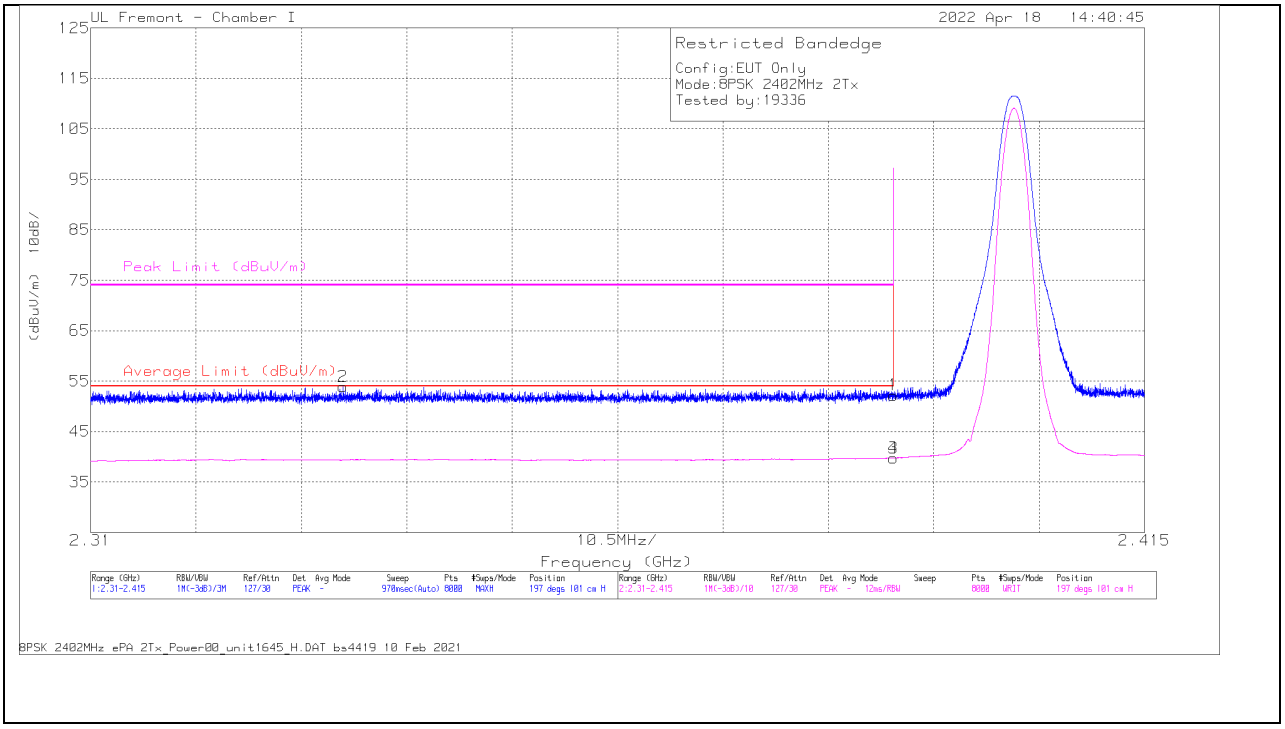

Marker	Frequency (GHz)	Meter Reading (dBuV)	Det	81887 ACF (dB)	Amp/Cbl /Fltr/Pad (dB)	Corrected Reading (dBuV/m)	Average Limit (dBuV/m)	Margin (dB)	Peak Limit (dBuV/m)	PK Margin (dB)	Azimuth (Degs)	Height (cm)	Polarity
1	* 2.39	59.52	Pk	32.1	-39.4	52.22	-	-	74	-21.78	197	101	H
2	* 2.335164	61.46	Pk	32	-39.6	53.86	-	-	74	-20.14	197	101	H
3	* 2.39	47.07	VA1T	32.1	-39.4	39.77	54	-14.23	-	-	197	101	H
4	* 2.389957	47.08	VA1T	32.1	-39.4	39.78	54	-14.22	-	-	197	101	H

* - indicates frequency in CFR47 Pt 15 / IC RSS-Restricted Band
Pk - Peak detector
VA1T - FHSS: Linear Voltage Average VB=1/Ton where: Ton is transmit duration

UL LLC.
47173 Benicia Street, Fremont, CA 94538; USA. TEL:(510) 319-4000 FAX:(510) 661-0888
This report shall not be reproduced except in full, without the written approval of UL LLC.

VERTICAL RESULT

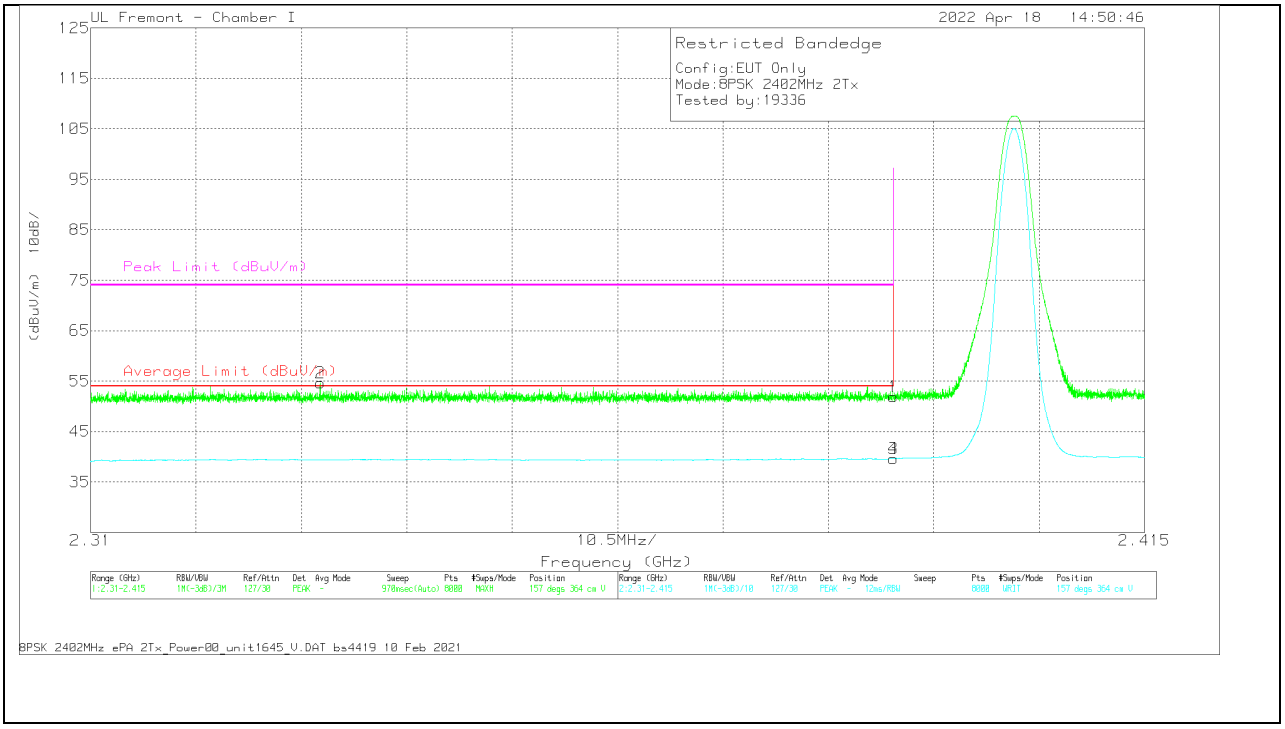

Marker	Frequency (GHz)	Meter Reading (dBuV)	Det	81887 ACF (dB)	Amp/Cbl /Fltr/Pad (dB)	Corrected Reading (dBuV/m)	Average Limit (dBuV/m)	Margin (dB)	Peak Limit (dBuV/m)	PK Margin (dB)	Azimuth (Degs)	Height (cm)	Polarity
1	* 2.39	59.23	Pk	32.1	-39.4	51.93	-	-	74	-22.07	157	364	V
2	* 2.332867	62.19	Pk	32	-39.6	54.59	-	-	74	-19.41	157	364	V
3	* 2.39	46.96	VA1T	32.1	-39.4	39.66	54	-14.34	-	-	157	364	V
4	* 2.389996	46.96	VA1T	32.1	-39.4	39.66	54	-14.34	-	-	157	364	V

* - indicates frequency in CFR47 Pt 15 / IC RSS-Restricted Band
Pk - Peak detector
VA1T - FHSS: Linear Voltage Average VB=1/Ton where: Ton is transmit duration

UL LLC.
47173 Benicia Street, Fremont, CA 94538; USA. TEL:(510) 319-4000 FAX:(510) 661-0888
This report shall not be reproduced except in full, without the written approval of UL LLC.

BANDEDGE (HIGH CHANNEL)

HORIZONTAL RESULT

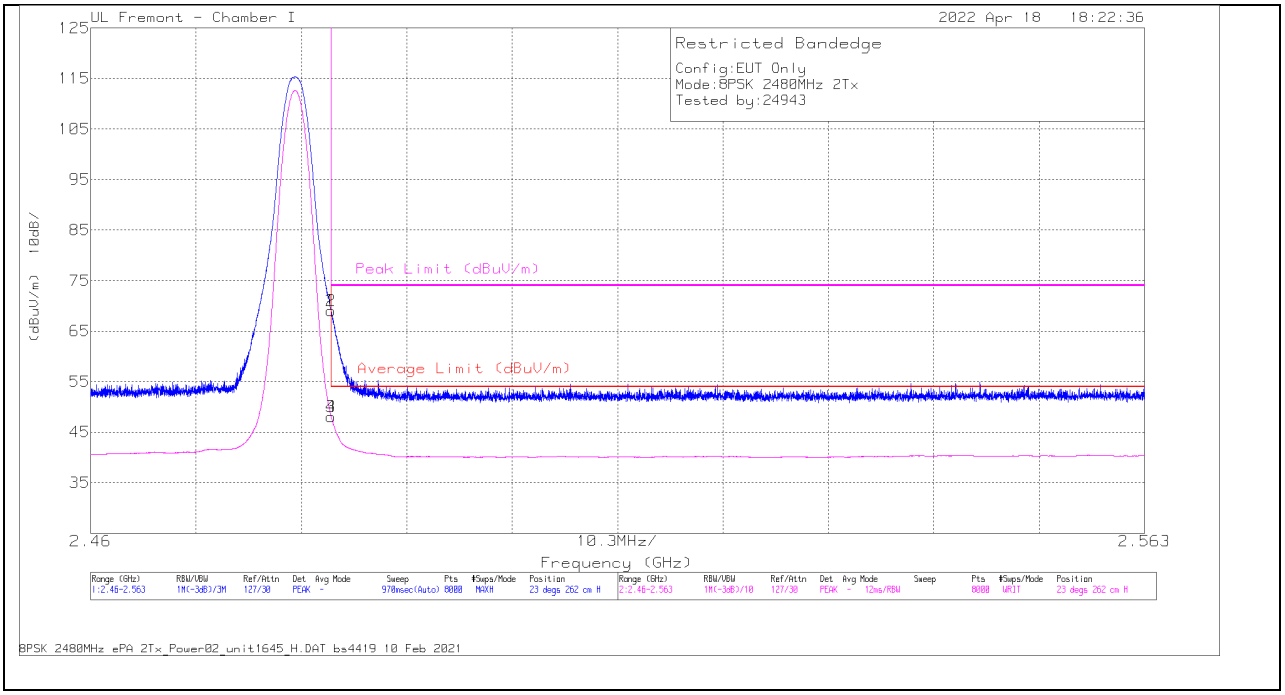

Marker	Frequency (GHz)	Meter Reading (dBuV)	Det	81887 ACF (dB)	Amp/Cbl /Fltr/Pad (dB)	Corrected Reading (dBuV/m)	Average Limit (dBuV/m)	Margin (dB)	Peak Limit (dBuV/m)	PK Margin (dB)	Azimuth (Degs)	Height (cm)	Polarity
1	* 2.4835	75.84	Pk	32.3	-39.1	69.04	-	-	74	-4.96	23	262	H
2	* 2.483501	75.84	Pk	32.3	-39.1	69.04	-	-	74	-4.96	23	262	H
3	* 2.4835	54.89	VA1T	32.3	-39.1	48.09	54	-5.91	-	-	23	262	H
4	* 2.483501	54.88	VA1T	32.3	-39.1	48.08	54	-5.92	-	-	23	262	H

* - indicates frequency in CFR47 Pt 15 / IC RSS-Restricted Band
Pk - Peak detector
VA1T - FHSS: Linear Voltage Average VB=1/Ton where: Ton is transmit duration

UL LLC.
47173 Benicia Street, Fremont, CA 94538; USA. TEL:(510) 319-4000 FAX:(510) 661-0888
This report shall not be reproduced except in full, without the written approval of UL LLC.

VERTICAL RESULT

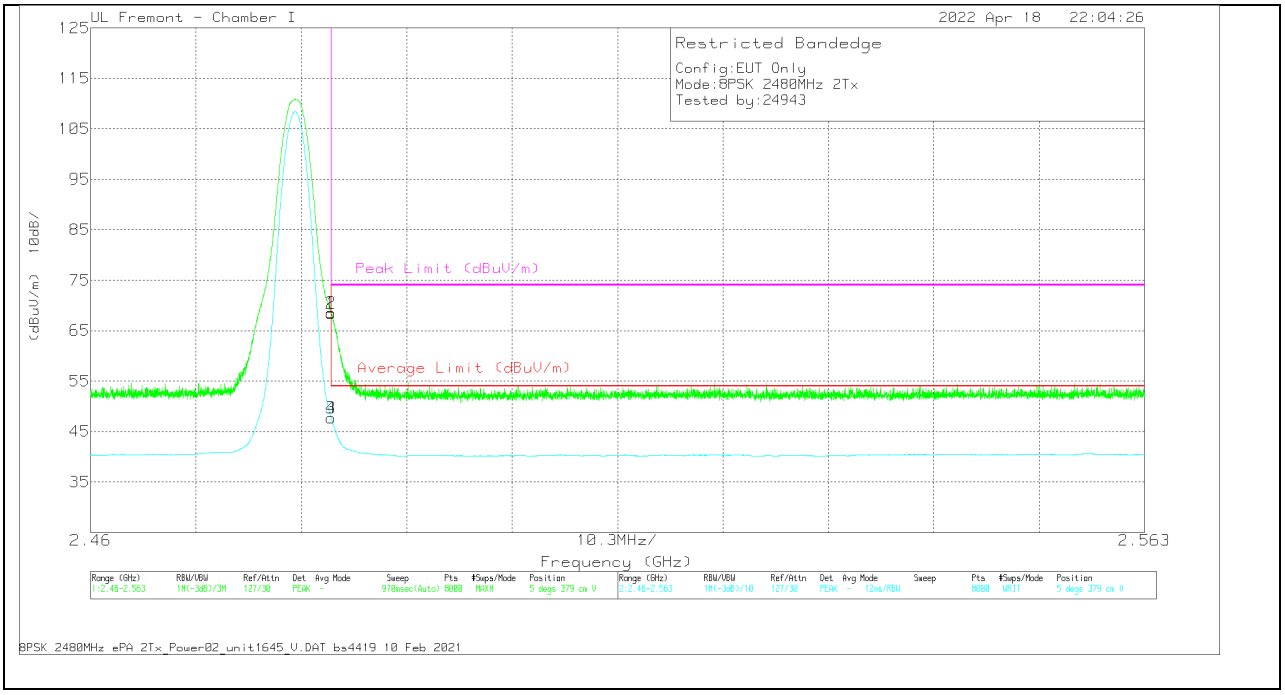

Marker	Frequency (GHz)	Meter Reading (dBuV)	Det	81887 ACF (dB)	Amp/Cbl /Fltr/Pad (dB)	Corrected Reading (dBuV/m)	Average Limit (dBuV/m)	Margin (dB)	Peak Limit (dBuV/m)	PK Margin (dB)	Azimuth (Degs)	Height (cm)	Polarity
1	* 2.4835	75.29	Pk	32.3	-39.1	68.49	-	-	74	-5.51	5	379	V
2	* 2.483501	75.28	Pk	32.3	-39.1	68.48	-	-	74	-5.52	5	379	V
3	* 2.4835	54.52	VA1T	32.3	-39.1	47.72	54	-6.28	-	-	5	379	V
4	* 2.483501	54.52	VA1T	32.3	-39.1	47.72	54	-6.28	-	-	5	379	V

* - indicates frequency in CFR47 Pt 15 / IC RSS-Restricted Band
Pk - Peak detector
VA1T - FHSS: Linear Voltage Average VB=1/Ton where: Ton is transmit duration

UL LLC.
47173 Benicia Street, Fremont, CA 94538; USA. TEL:(510) 319-4000 FAX:(510) 661-0888
This report shall not be reproduced except in full, without the written approval of UL LLC.

10.1.5. LOW POWER BASIC DATA RATE GFSK MODULATION

ANT 4

BANDEDGE (LOW CHANNEL)

HORIZONTAL RESULT

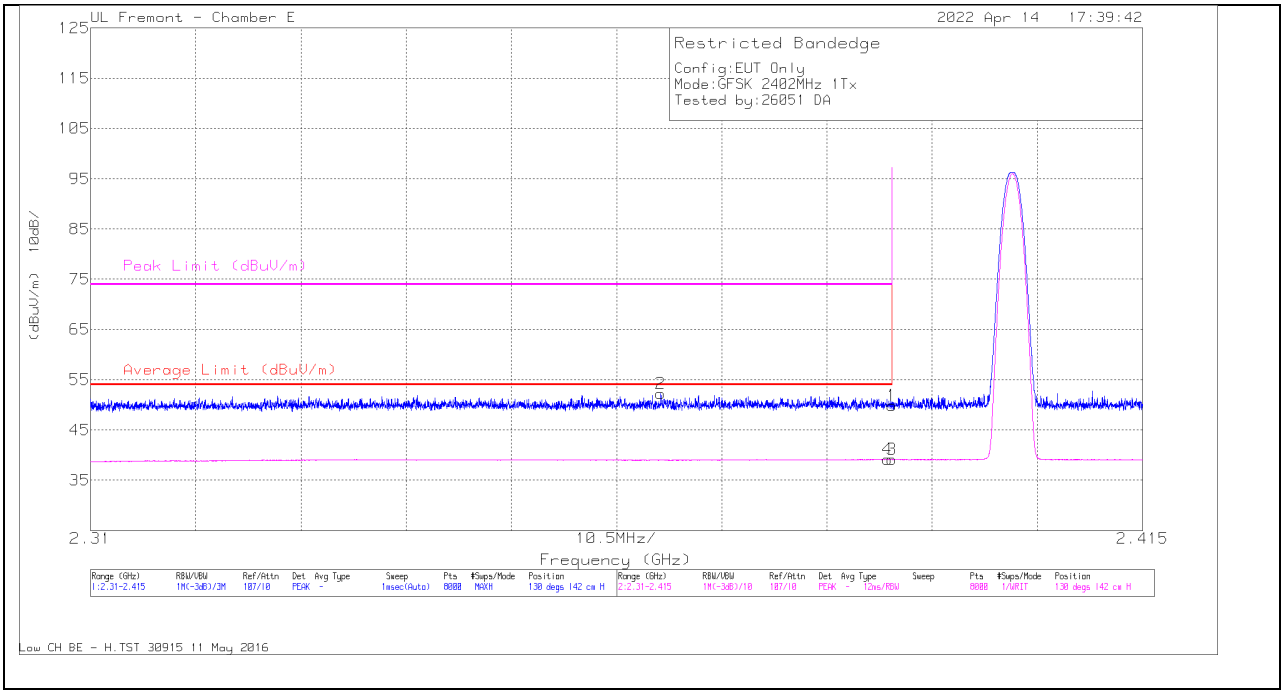

Marker	Frequency (GHz)	Meter Reading (dBuV)	Det	200897 ACF (dB/m)	Amp/Cbl/ Pad (dB)	Corrected Reading (dBuV/m)	Average Limit (dBuV/m)	Margin (dB)	Peak Limit (dBuV/m)	PK Margin (dB)	Azimuth (Degs)	Height (cm)	Polarity
1	* 2.39	43.78	Pk	32	-25.9	49.88	-	-	74	-24.12	130	142	H
2	* 2.366906	46.22	Pk	32	-26	52.22	-	-	74	-21.78	130	142	H
3	* 2.39	33.02	VA1T	32	-25.9	39.12	54	-14.88	-	-	130	142	H
4	* 2.389536	33.09	VA1T	32	-25.9	39.19	54	-14.81	-	-	130	142	H

* - indicates frequency in CFR47 Pt 15 / IC RSS-Restricted Band
Pk - Peak detector
VA1T - FHSS: Linear Voltage Average VB=1/Ton where: Ton is transmit duration

UL LLC.
47173 Benicia Street, Fremont, CA 94538; USA. TEL:(510) 319-4000 FAX:(510) 661-0888
This report shall not be reproduced except in full, without the written approval of UL LLC.

VERTICAL RESULT

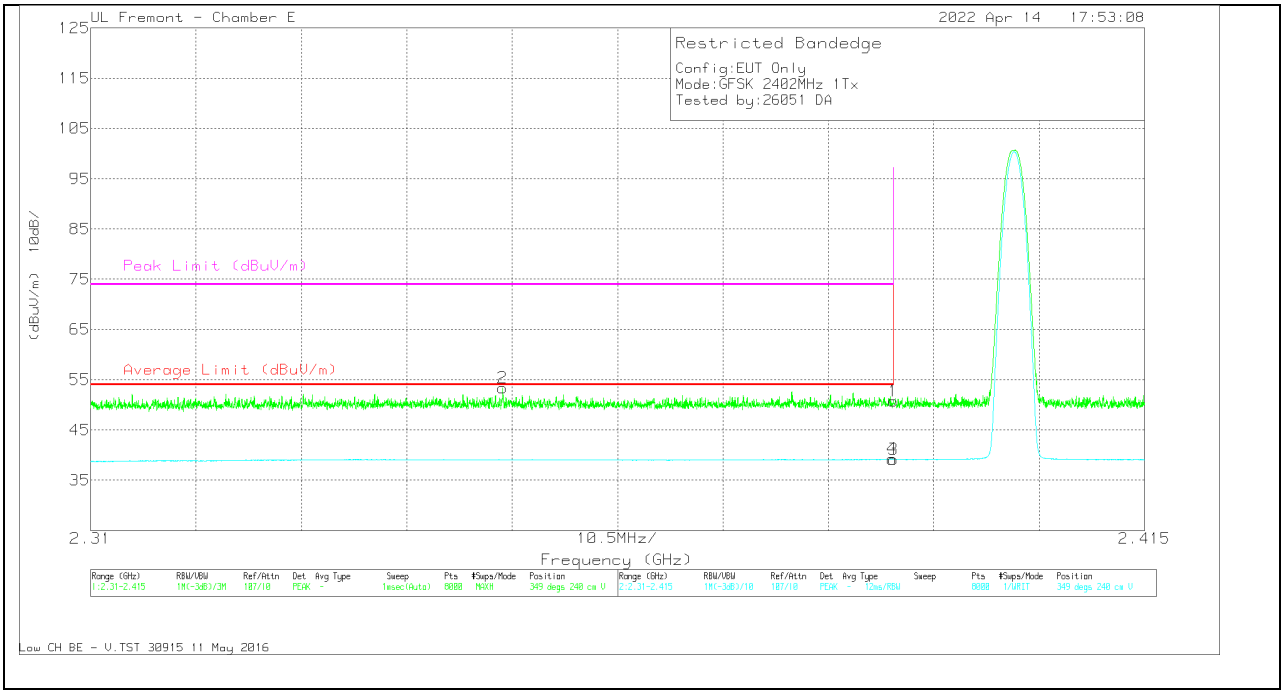

Marker	Frequency (GHz)	Meter Reading (dBuV)	Det	200897 ACF (dB/m)	Amp/Cbl/ Pad (dB)	Corrected Reading (dBuV/m)	Average Limit (dBuV/m)	Margin (dB)	Peak Limit (dBuV/m)	PK Margin (dB)	Azimuth (Degs)	Height (cm)	Polarity
1	* 2.39	44.68	Pk	32	-25.9	50.78	-	-	74	-23.22	349	240	V
2	* 2.351061	47.23	Pk	32	-25.9	53.33	-	-	74	-20.67	349	240	V
3	* 2.39	33.11	VA1T	32	-25.9	39.21	54	-14.79	-	-	349	240	V
4	* 2.389852	33.13	VA1T	32	-25.9	39.23	54	-14.77	-	-	349	240	V

* - indicates frequency in CFR47 Pt 15 / IC RSS-Restricted Band
Pk - Peak detector
VA1T - FHSS: Linear Voltage Average VB=1/Ton where: Ton is transmit duration

UL LLC.
47173 Benicia Street, Fremont, CA 94538; USA. TEL:(510) 319-4000 FAX:(510) 661-0888
This report shall not be reproduced except in full, without the written approval of UL LLC.

BANDEDGE (HIGH CHANNEL)

HORIZONTAL RESULT

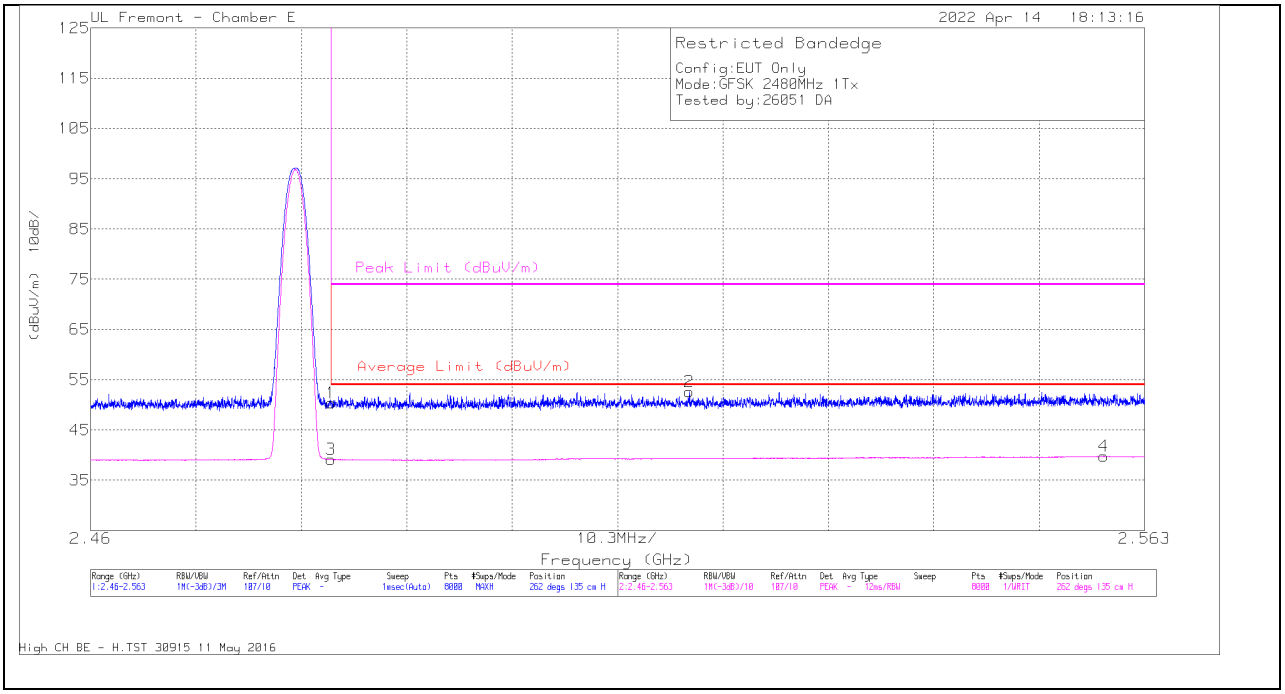

Marker	Frequency (GHz)	Meter Reading (dBuV)	Det	200897 ACF (dB/m)	Amp/Cbl/ Pad (dB)	Corrected Reading (dBuV/m)	Average Limit (dBuV/m)	Margin (dB)	Peak Limit (dBuV/m)	PK Margin (dB)	Azimuth (Degs)	Height (cm)	Polarity
1	* 2.4835	44.49	Pk	31.8	-25.9	50.39	-	-	74	-23.61	262	135	H
3	* 2.4835	33.24	VA1T	31.8	-25.9	39.14	54	-14.86	-	-	262	135	H
2	2.518513	46.42	Pk	32.1	-25.9	52.62	-	-	74	-21.38	262	135	H
4	2.558998	33.25	VA1T	32.4	-25.9	39.75	54	-14.25	-	-	262	135	H

* - indicates frequency in CFR47 Pt 15 / IC RSS-Restricted Band
Pk - Peak detector
VA1T - FHSS: Linear Voltage Average VB=1/Ton where: Ton is transmit duration

UL LLC.
47173 Benicia Street, Fremont, CA 94538; USA. TEL:(510) 319-4000 FAX:(510) 661-0888
This report shall not be reproduced except in full, without the written approval of UL LLC.

VERTICAL RESULT

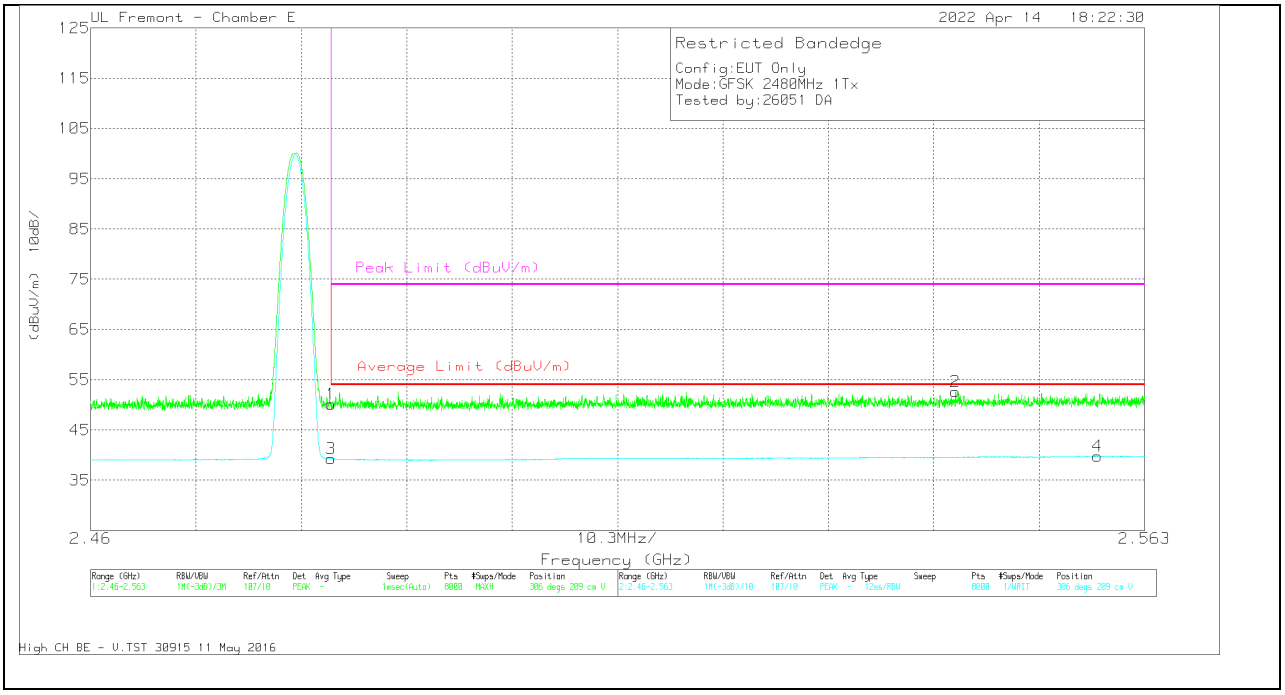

Marker	Frequency (GHz)	Meter Reading (dBuV)	Det	200897 ACF (dB/m)	Amp/Cbl/ Pad (dB)	Corrected Reading (dBuV/m)	Average Limit (dBuV/m)	Margin (dB)	Peak Limit (dBuV/m)	PK Margin (dB)	Azimuth (Degs)	Height (cm)	Polarity
1	* 2.4835	44.19	Pk	31.8	-25.9	50.09	-	-	74	-23.91	306	209	V
3	* 2.4835	33.34	VA1T	31.8	-25.9	39.24	54	-14.76	-	-	306	209	V
2	2.544538	46.31	Pk	32.3	-26	52.61	-	-	74	-21.39	306	209	V
4	2.558432	33.27	VA1T	32.4	-25.9	39.77	54	-14.23	-	-	306	209	V

* - indicates frequency in CFR47 Pt 15 / IC RSS-Restricted Band
Pk - Peak detector
VA1T - FHSS: Linear Voltage Average VB=1/Ton where: Ton is transmit duration

UL LLC.
47173 Benicia Street, Fremont, CA 94538; USA. TEL:(510) 319-4000 FAX:(510) 661-0888
This report shall not be reproduced except in full, without the written approval of UL LLC.

ANT 3

BANDEDGE (LOW CHANNEL)

HORIZONTAL RESULT

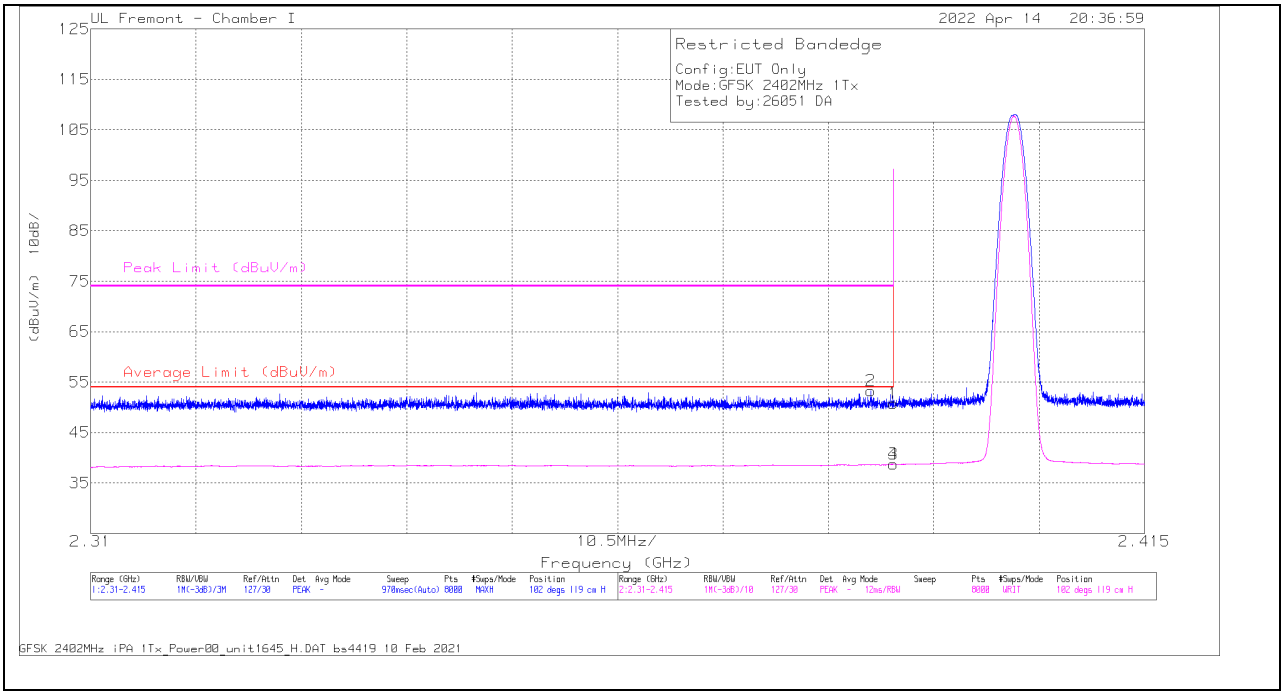

Marker	Frequency (GHz)	Meter Reading (dBuV)	Det	81887 ACF (dB)	Amp/Cbl /Fltr/Pad (dB)	Corrected Reading (dBuV/m)	Average Limit (dBuV/m)	Margin (dB)	Peak Limit (dBuV/m)	PK Margin (dB)	Azimuth (Degs)	Height (cm)	Polarity
1	* 2.39	58.07	Pk	32.1	-39.4	50.77	-	-	74	-23.23	102	119	H
2	* 2.387751	60.64	Pk	32	-39.4	53.24	-	-	74	-20.76	102	119	H
3	* 2.39	45.99	VA1T	32.1	-39.4	38.69	54	-15.31	-	-	102	119	H
4	* 2.38997	46	VA1T	32.1	-39.4	38.7	54	-15.3	-	-	102	119	H

* - indicates frequency in CFR47 Pt 15 / IC RSS-Restricted Band
Pk - Peak detector
VA1T - FHSS: Linear Voltage Average VB=1/Ton where: Ton is transmit duration

UL LLC.
47173 Benicia Street, Fremont, CA 94538; USA. TEL:(510) 319-4000 FAX:(510) 661-0888
This report shall not be reproduced except in full, without the written approval of UL LLC.

VERTICAL RESULT

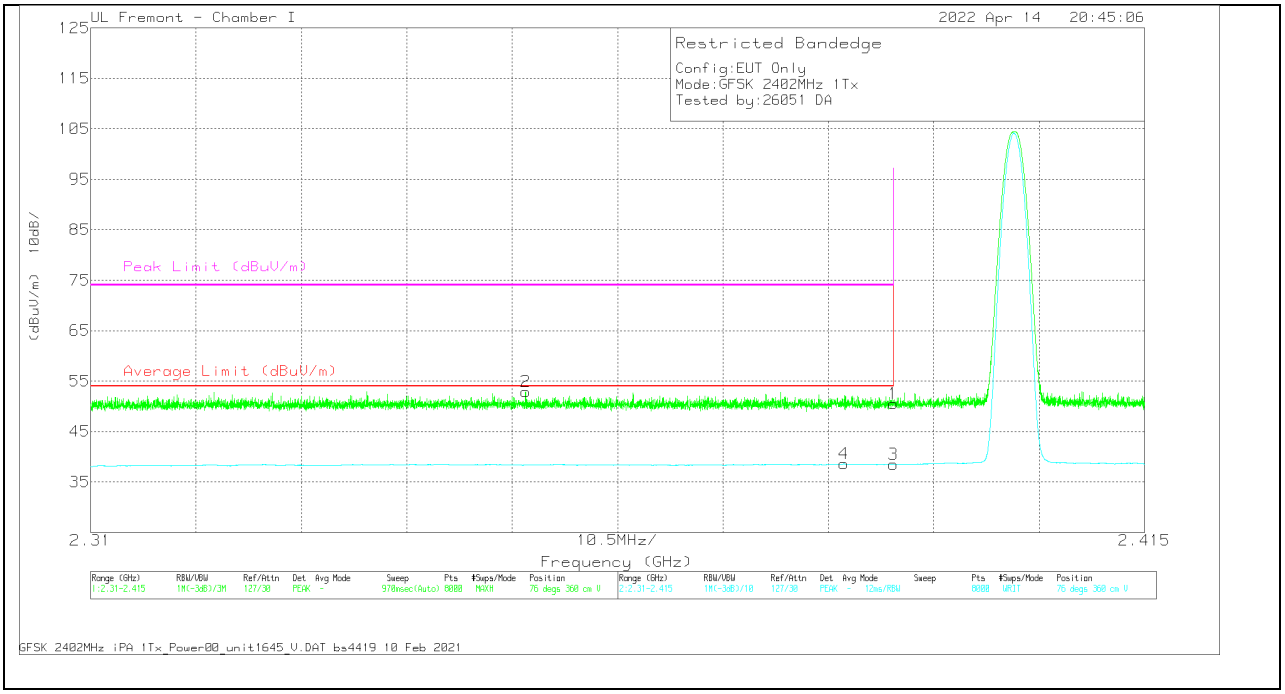

Marker	Frequency (GHz)	Meter Reading (dBuV)	Det	81887 ACF (dB)	Amp/Cbl /Fltr/Pad (dB)	Corrected Reading (dBuV/m)	Average Limit (dBuV/m)	Margin (dB)	Peak Limit (dBuV/m)	PK Margin (dB)	Azimuth (Degs)	Height (cm)	Polarity
1	* 2.39	57.79	Pk	32.1	-39.4	50.49	-	-	74	-23.51	76	360	V
2	* 2.353385	60.5	Pk	32	-39.6	52.9	-	-	74	-21.1	76	360	V
3	* 2.39	45.81	VA1T	32.1	-39.4	38.51	54	-15.49	-	-	76	360	V
4	* 2.38506	45.98	VA1T	32	-39.4	38.58	54	-15.42	-	-	76	360	V

* - indicates frequency in CFR47 Pt 15 / IC RSS-Restricted Band
Pk - Peak detector
VA1T - FHSS: Linear Voltage Average VB=1/Ton where: Ton is transmit duration

UL LLC.
47173 Benicia Street, Fremont, CA 94538; USA. TEL:(510) 319-4000 FAX:(510) 661-0888
This report shall not be reproduced except in full, without the written approval of UL LLC.

BANDEDGE (HIGH CHANNEL)

HORIZONTAL RESULT

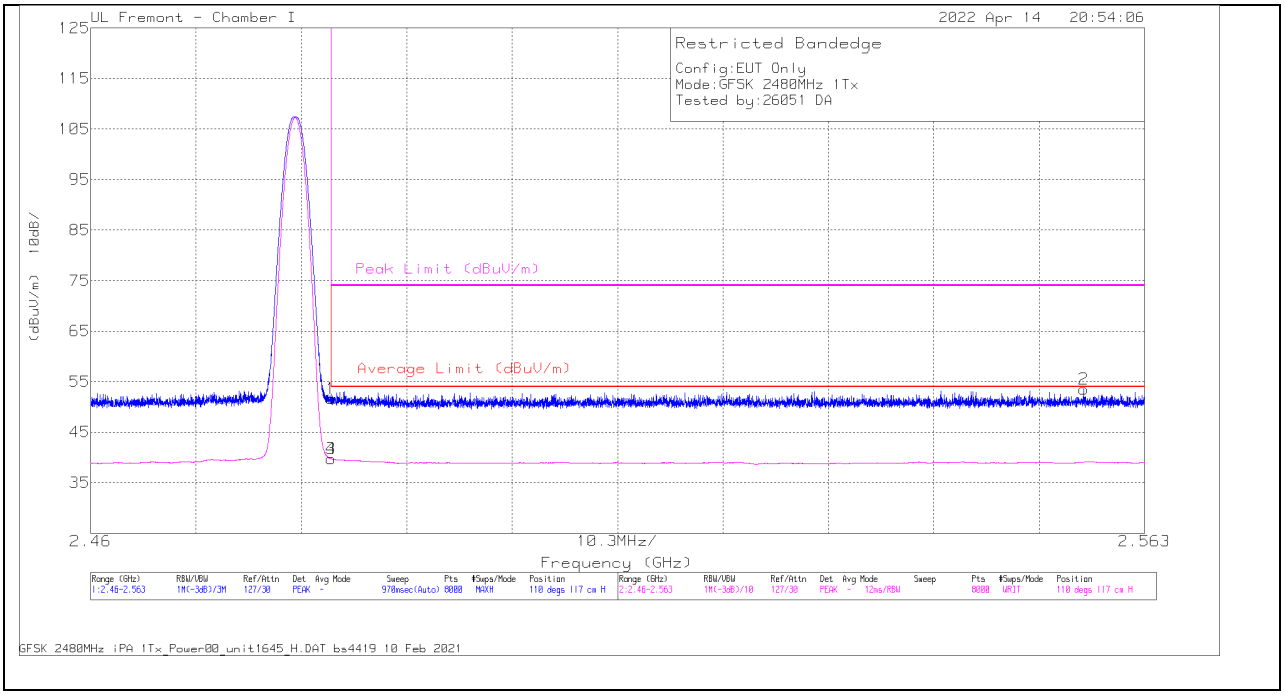

Marker	Frequency (GHz)	Meter Reading (dBuV)	Det	81887 ACF (dB)	Amp/Cbl /Fltr/Pad (dB)	Corrected Reading (dBuV/m)	Average Limit (dBuV/m)	Margin (dB)	Peak Limit (dBuV/m)	PK Margin (dB)	Azimuth (Degs)	Height (cm)	Polarity
1	* 2.4835	58.43	Pk	32.3	-39.1	51.63	-	-	74	-22.37	110	117	H
2	2.557041	60.01	Pk	32.4	-38.9	53.51	-	-	74	-20.49	110	117	H
3	* 2.4835	46.5	VA1T	32.3	-39.1	39.7	54	-14.3	-	-	110	117	H
4	* 2.483501	46.5	VA1T	32.3	-39.1	39.7	54	-14.3	-	-	110	117	H

* - indicates frequency in CFR47 Pt 15 / IC RSS-Restricted Band
Pk - Peak detector
VA1T - FHSS: Linear Voltage Average VB=1/Ton where: Ton is transmit duration

UL LLC.
47173 Benicia Street, Fremont, CA 94538; USA. TEL:(510) 319-4000 FAX:(510) 661-0888
This report shall not be reproduced except in full, without the written approval of UL LLC.

VERTICAL RESULT

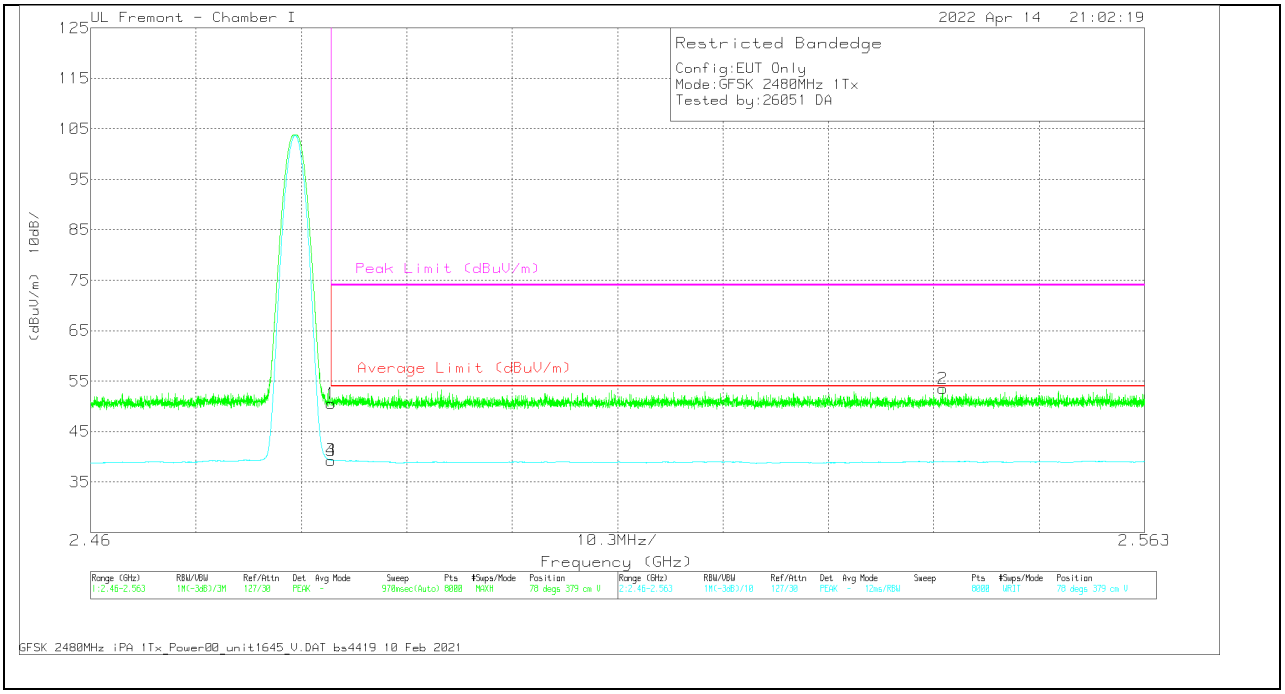

Marker	Frequency (GHz)	Meter Reading (dBuV)	Det	81887 ACF (dB)	Amp/Cbl /Fltr/Pad (dB)	Corrected Reading (dBuV/m)	Average Limit (dBuV/m)	Margin (dB)	Peak Limit (dBuV/m)	PK Margin (dB)	Azimuth (Degs)	Height (cm)	Polarity
1	* 2.4835	57.37	Pk	32.3	-39.1	50.57	-	-	74	-23.43	78	379	V
2	2.543263	60.07	Pk	32.4	-39	53.47	-	-	74	-20.53	78	379	V
3	* 2.4835	46.1	VA1T	32.3	-39.1	39.3	54	-14.7	-	-	78	379	V
4	* 2.483501	46.1	VA1T	32.3	-39.1	39.3	54	-14.7	-	-	78	379	V

* - indicates frequency in CFR47 Pt 15 / IC RSS-Restricted Band
Pk - Peak detector
VA1T - FHSS: Linear Voltage Average VB=1/Ton where: Ton is transmit duration

UL LLC.
47173 Benicia Street, Fremont, CA 94538; USA. TEL:(510) 319-4000 FAX:(510) 661-0888
This report shall not be reproduced except in full, without the written approval of UL LLC.

10.1.6. LOW POWER BASIC DATA RATE TXBF GFSK MODULATION

BANDEDGE (LOW CHANNEL)

HORIZONTAL RESULT

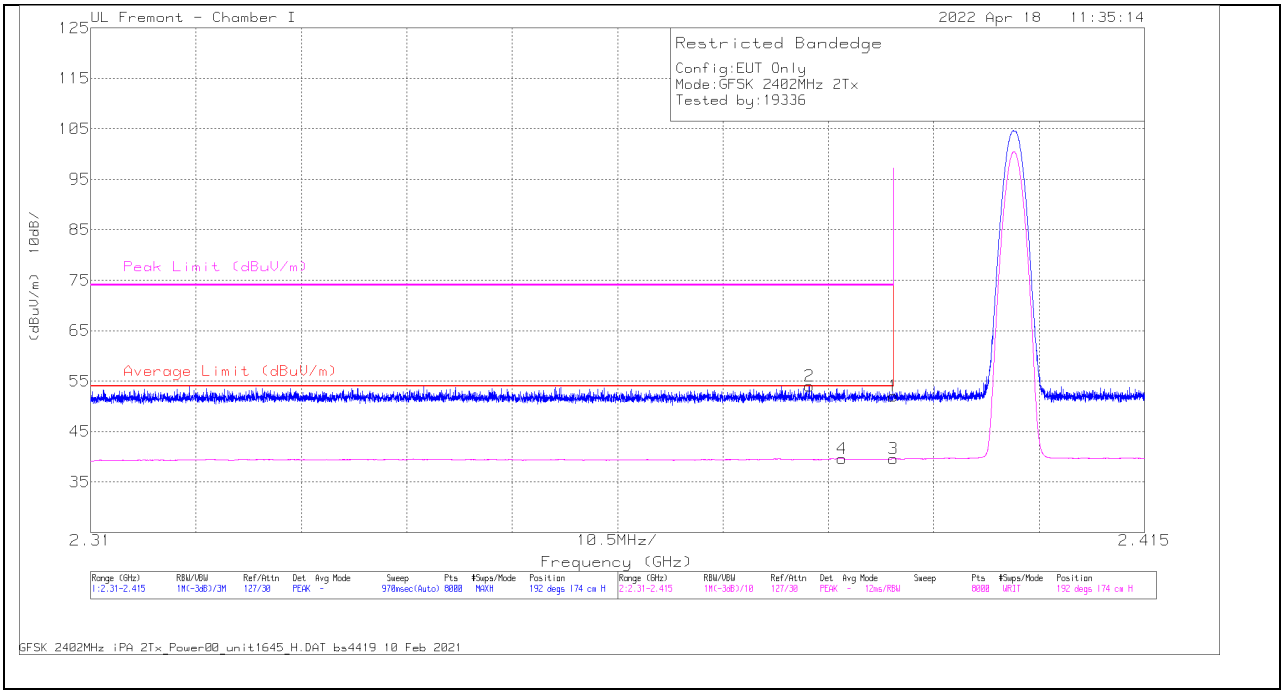

Marker	Frequency (GHz)	Meter Reading (dBuV)	Det	81887 ACF (dB)	Amp/Cbl /Fltr/Pad (dB)	Corrected Reading (dBuV/m)	Average Limit (dBuV/m)	Margin (dB)	Peak Limit (dBuV/m)	PK Margin (dB)	Azimuth (Degs)	Height (cm)	Polarity
1	* 2.39	59.36	Pk	32.1	-39.4	52.06	-	-	74	-21.94	192	174	H
2	* 2.381595	61.55	Pk	32	-39.5	54.05	-	-	74	-19.95	192	174	H
3	* 2.39	46.87	VA1T	32.1	-39.4	39.57	54	-14.43	-	-	192	174	H
4	* 2.384837	47.02	VA1T	32	-39.4	39.62	54	-14.38	-	-	192	174	H

* - indicates frequency in CFR47 Pt 15 / IC RSS-Restricted Band
Pk - Peak detector
VA1T - FHSS: Linear Voltage Average VB=1/Ton where: Ton is transmit duration

UL LLC.
47173 Benicia Street, Fremont, CA 94538; USA. TEL:(510) 319-4000 FAX:(510) 661-0888
This report shall not be reproduced except in full, without the written approval of UL LLC.

VERTICAL RESULT

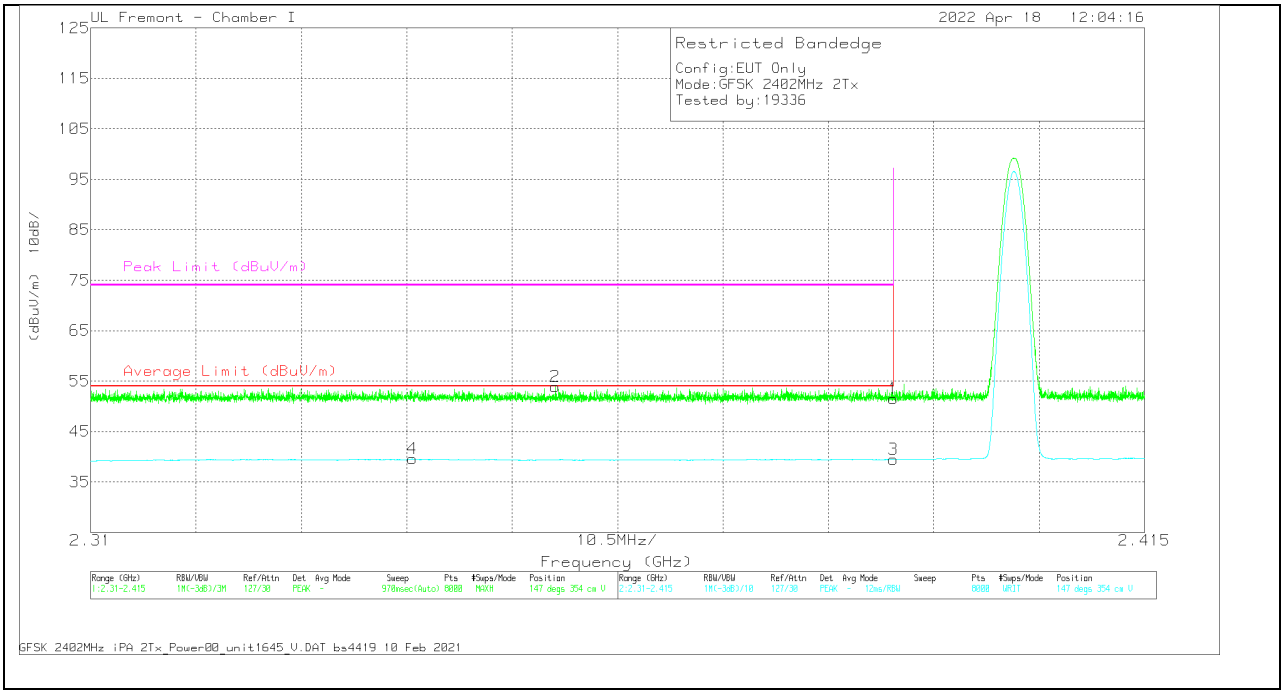

Marker	Frequency (GHz)	Meter Reading (dBuV)	Det	81887 ACF (dB)	Amp/Cbl /Fltr/Pad (dB)	Corrected Reading (dBuV/m)	Average Limit (dBuV/m)	Margin (dB)	Peak Limit (dBuV/m)	PK Margin (dB)	Azimuth (Degs)	Height (cm)	Polarity
1	* 2.39	58.84	Pk	32.1	-39.4	51.54	-	-	74	-22.46	147	354	V
2	* 2.356286	61.39	Pk	32	-39.5	53.89	-	-	74	-20.11	147	354	V
3	* 2.39	46.78	VA1T	32.1	-39.4	39.48	54	-14.52	-	-	147	354	V
4	* 2.342043	46.96	VA1T	32	-39.4	39.56	54	-14.44	-	-	147	354	V

* - indicates frequency in CFR47 Pt 15 / IC RSS-Restricted Band
Pk - Peak detector
VA1T - FHSS: Linear Voltage Average VB=1/Ton where: Ton is transmit duration

UL LLC.
47173 Benicia Street, Fremont, CA 94538; USA. TEL:(510) 319-4000 FAX:(510) 661-0888
This report shall not be reproduced except in full, without the written approval of UL LLC.

BANDEDGE (HIGH CHANNEL)

HORIZONTAL RESULT

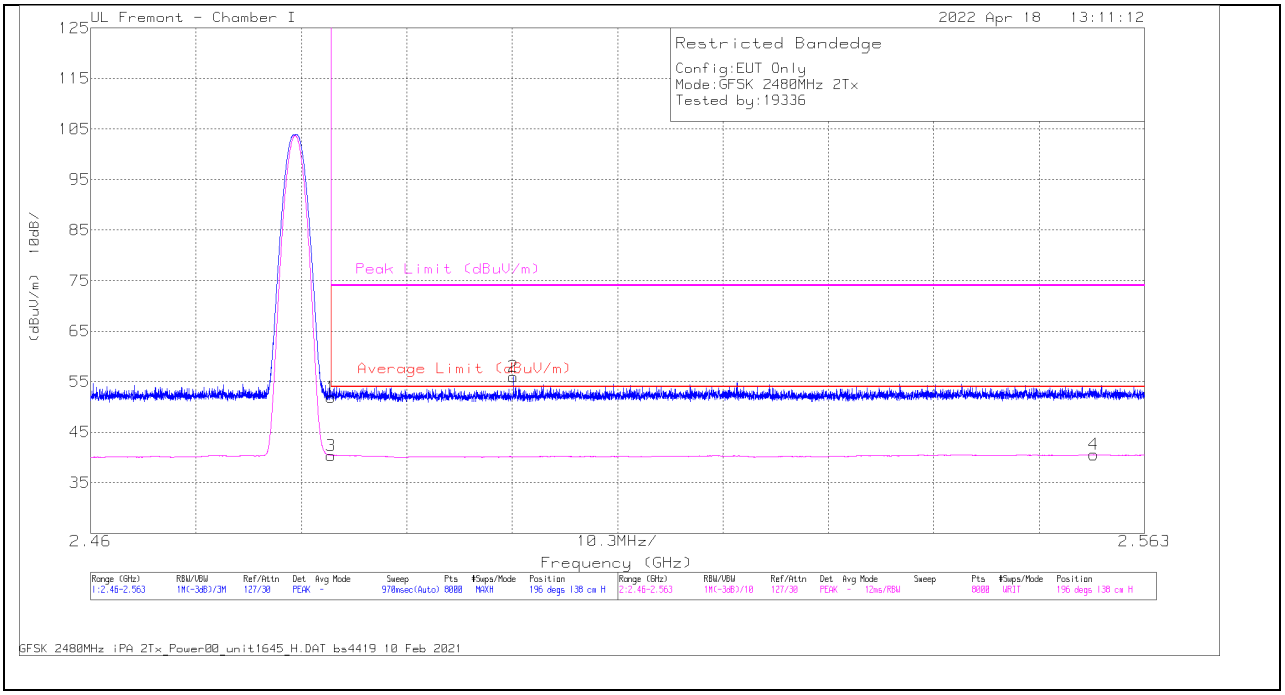

Marker	Frequency (GHz)	Meter Reading (dBuV)	Det	81887 ACF (dB)	Amp/Cbl /Fltr/Pad (dB)	Corrected Reading (dBuV/m)	Average Limit (dBuV/m)	Margin (dB)	Peak Limit (dBuV/m)	PK Margin (dB)	Azimuth (Degs)	Height (cm)	Polarity
1	* 2.4835	58.75	Pk	32.3	-39.1	51.95	-	-	74	-22.05	196	138	H
2	2.501297	62.76	Pk	32.3	-39.1	55.96	-	-	74	-18.04	196	138	H
3	* 2.4835	47.19	VA1T	32.3	-39.1	40.39	54	-13.61	-	-	196	138	H
4	2.55802	47.05	VA1T	32.4	-38.9	40.55	54	-13.45	-	-	196	138	H

* - indicates frequency in CFR47 Pt 15 / IC RSS-Restricted Band
Pk - Peak detector
VA1T - FHSS: Linear Voltage Average VB=1/Ton where: Ton is transmit duration

UL LLC.
47173 Benicia Street, Fremont, CA 94538; USA. TEL:(510) 319-4000 FAX:(510) 661-0888
This report shall not be reproduced except in full, without the written approval of UL LLC.

VERTICAL RESULT

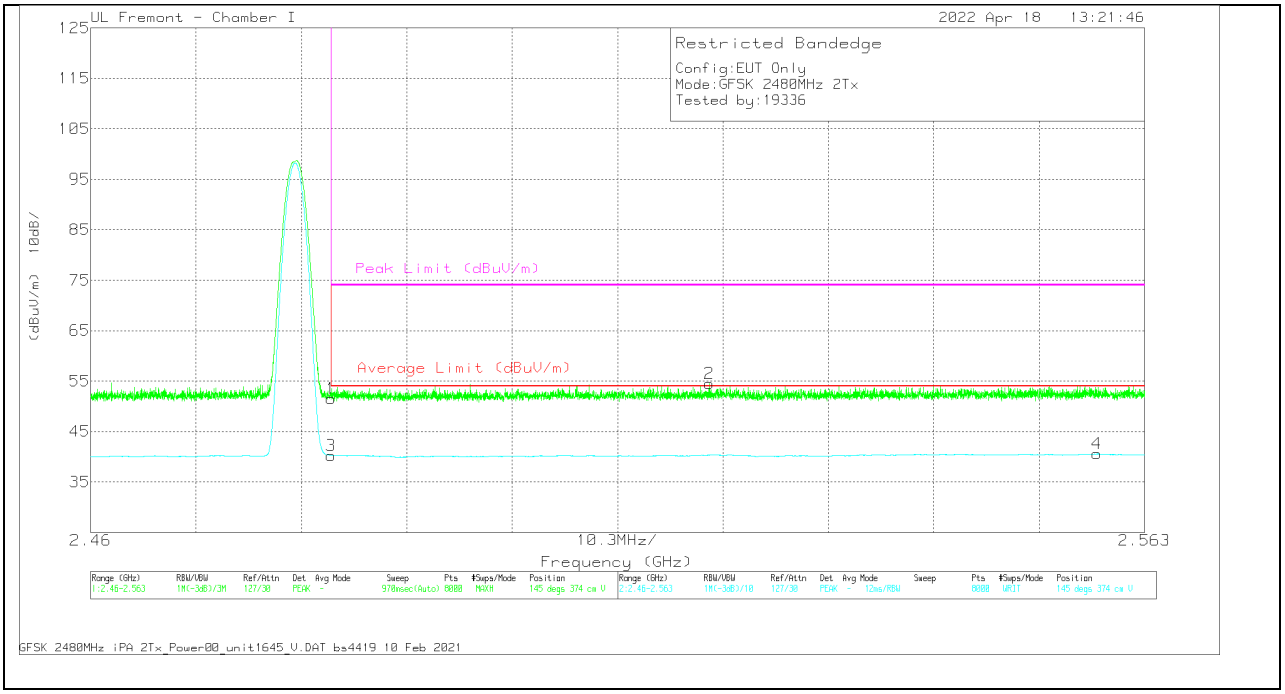

Marker	Frequency (GHz)	Meter Reading (dBuV)	Det	81887 ACF (dB)	Amp/Cbl /Fltr/Pad (dB)	Corrected Reading (dBuV/m)	Average Limit (dBuV/m)	Margin (dB)	Peak Limit (dBuV/m)	PK Margin (dB)	Azimuth (Degs)	Height (cm)	Polarity
1	* 2.4835	58.3	Pk	32.3	-39.1	51.5	-	-	74	-22.5	145	374	V
2	2.520445	61.16	Pk	32.4	-39	54.56	-	-	74	-19.44	145	374	V
3	* 2.4835	47.06	VA1T	32.3	-39.1	40.26	54	-13.74	-	-	145	374	V
4	2.558355	47.06	VA1T	32.4	-38.9	40.56	54	-13.44	-	-	145	374	V

* - indicates frequency in CFR47 Pt 15 / IC RSS-Restricted Band
Pk - Peak detector
VA1T - FHSS: Linear Voltage Average VB=1/Ton where: Ton is transmit duration

UL LLC.
47173 Benicia Street, Fremont, CA 94538; USA. TEL:(510) 319-4000 FAX:(510) 661-0888
This report shall not be reproduced except in full, without the written approval of UL LLC.

10.1.7. LOW POWER ENHANCED DATA RATE 8PSK MODULATION

ANT 4

BANDEDGE (LOW CHANNEL)

HORIZONTAL RESULT

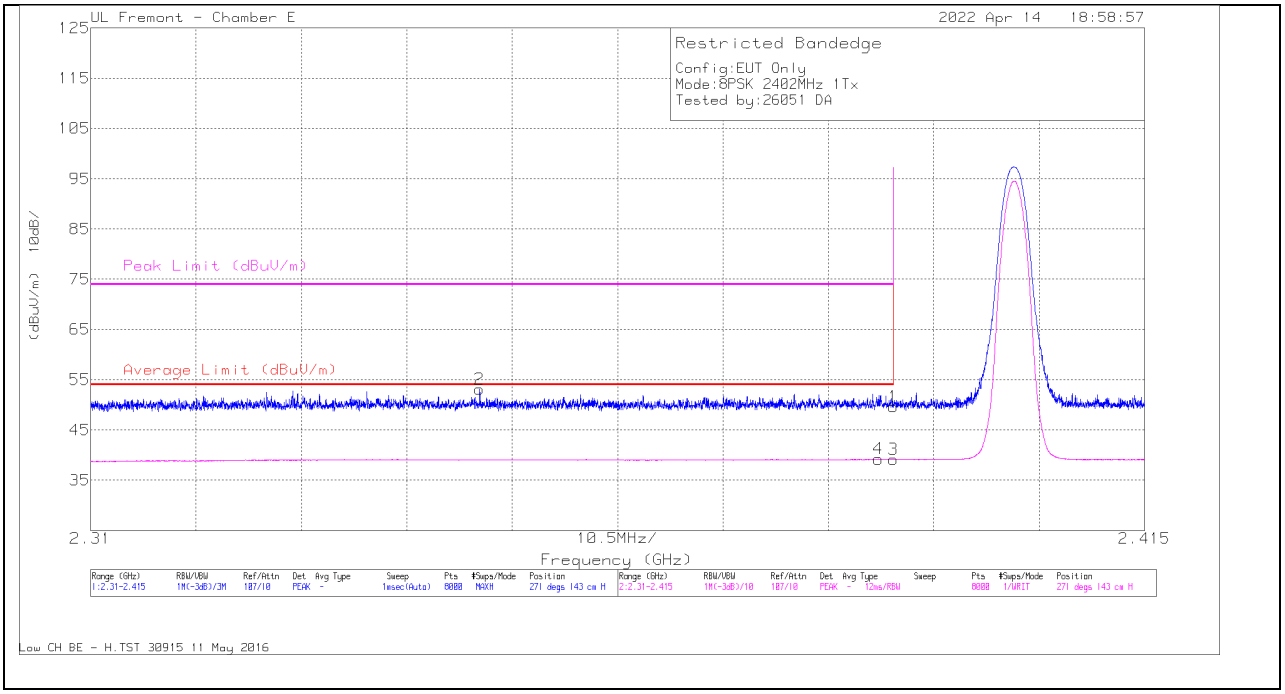

Marker	Frequency (GHz)	Meter Reading (dBuV)	Det	200897 ACF (dB/m)	Amp/Cbl/ Pad (dB)	Corrected Reading (dBuV/m)	Average Limit (dBuV/m)	Margin (dB)	Peak Limit (dBuV/m)	PK Margin (dB)	Azimuth (Degs)	Height (cm)	Polarity
2	* 2.348751	47.06	Pk	32	-25.9	53.16	-	-	74	-20.84	271	143	H
4	* 2.388473	33.13	VA1T	32	-25.9	39.23	54	-14.77	-	-	271	143	H
1	* 2.39	43.56	Pk	32	-25.9	49.66	-	-	74	-24.34	271	143	H
3	* 2.39	33.11	VA1T	32	-25.9	39.21	54	-14.79	-	-	271	143	H

* - indicates frequency in CFR47 Pt 15 / IC RSS-Restricted Band
Pk - Peak detector
VA1T - FHSS: Linear Voltage Average VB=1/Ton where: Ton is transmit duration

UL LLC.
47173 Benicia Street, Fremont, CA 94538; USA. TEL:(510) 319-4000 FAX:(510) 661-0888
This report shall not be reproduced except in full, without the written approval of UL LLC.

VERTICAL RESULT

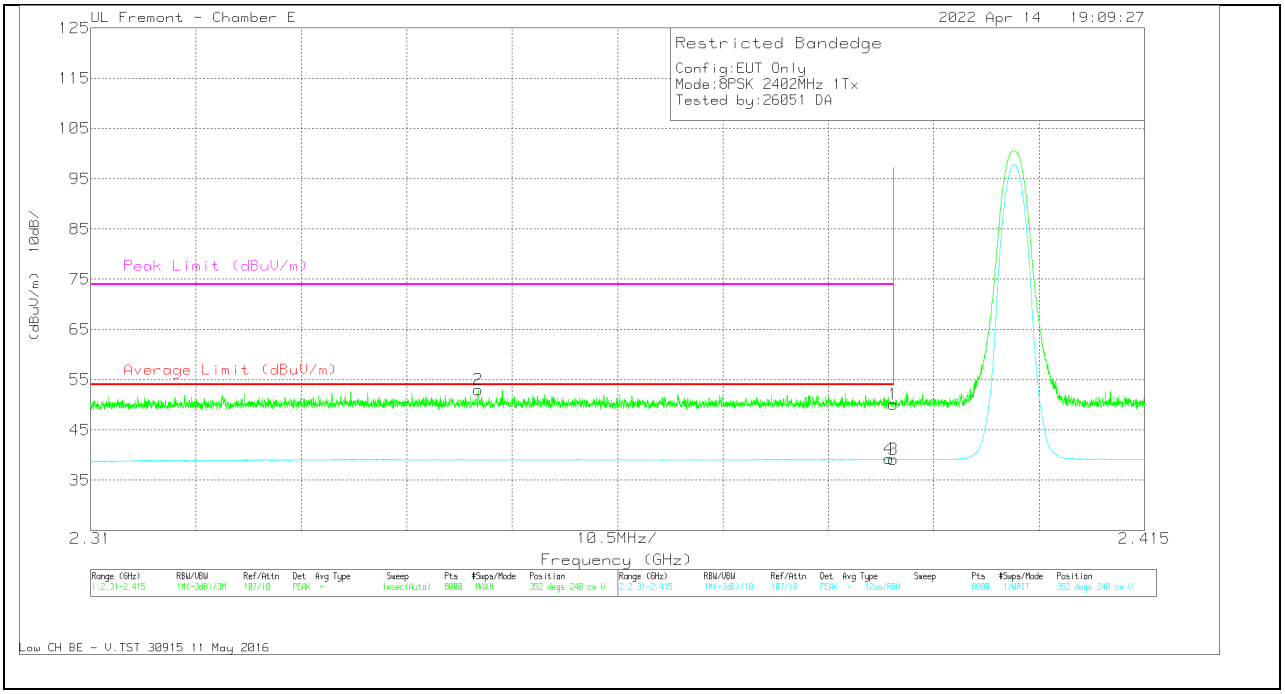

Marker	Frequency (GHz)	Meter Reading (dBuV)	Det	200897 ACF (dB/m)	Amp/Cbl/ Pad (dB)	Corrected Reading (dBuV/m)	Average Limit (dBuV/m)	Margin (dB)	Peak Limit (dBuV/m)	PK Margin (dB)	Azimuth (Degs)	Height (cm)	Polarity
2	* 2.348607	46.87	Pk	32	-25.9	52.97	-	-	74	-21.03	352	240	V
4	* 2.389563	33.14	VA1T	32	-25.9	39.24	54	-14.76	-	-	352	240	V
1	* 2.39	44.07	Pk	32	-25.9	50.17	-	-	74	-23.83	352	240	V
3	* 2.39	33.08	VA1T	32	-25.9	39.18	54	-14.82	-	-	352	240	V

* - indicates frequency in CFR47 Pt 15 / IC RSS-Restricted Band
Pk - Peak detector
VA1T - FHSS: Linear Voltage Average VB=1/Ton where: Ton is transmit duration

UL LLC.
47173 Benicia Street, Fremont, CA 94538; USA. TEL:(510) 319-4000 FAX:(510) 661-0888
This report shall not be reproduced except in full, without the written approval of UL LLC.

BANDEDGE (HIGH CHANNEL)

HORIZONTAL RESULT

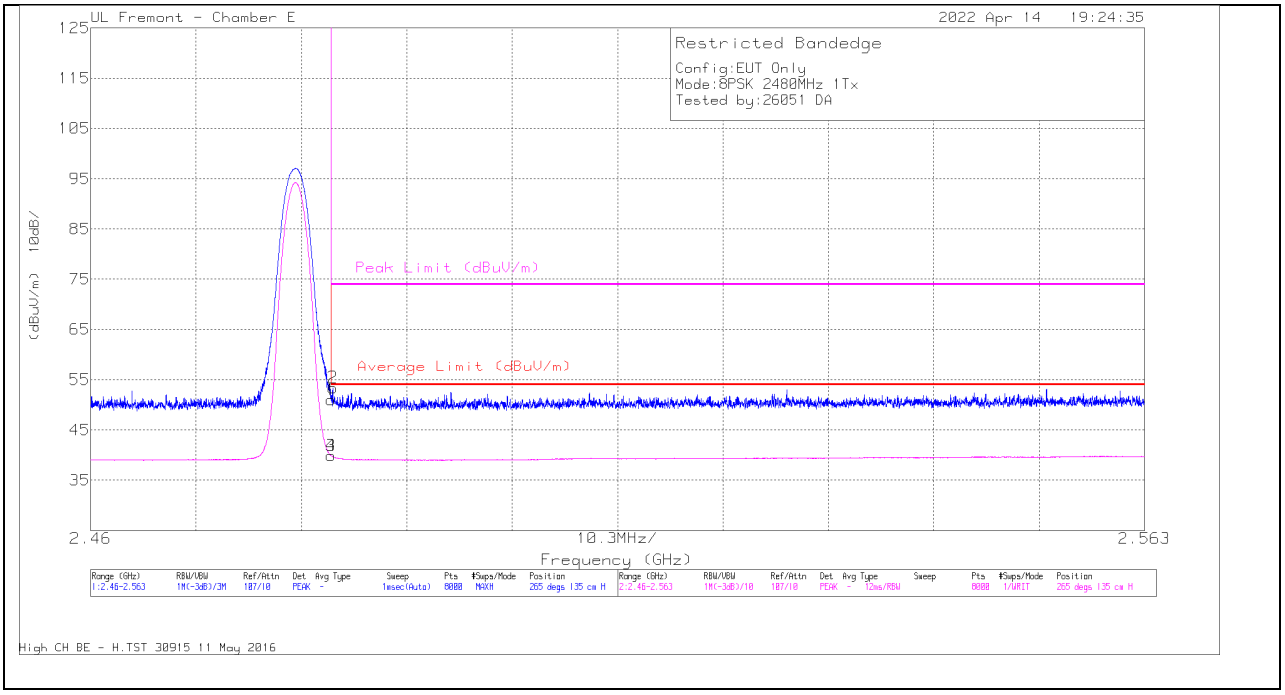

Marker	Frequency (GHz)	Meter Reading (dBuV)	Det	200897 ACF (dB/m)	Amp/Cbl/ Pad (dB)	Corrected Reading (dBuV/m)	Average Limit (dBuV/m)	Margin (dB)	Peak Limit (dBuV/m)	PK Margin (dB)	Azimuth (Degs)	Height (cm)	Polarity
1	* 2.4835	45.08	Pk	31.8	-25.9	50.98	-	-	74	-23.02	265	135	H
3	* 2.4835	33.98	VA1T	31.8	-25.9	39.88	54	-14.12	-	-	265	135	H
4	* 2.483501	33.98	VA1T	31.8	-25.9	39.88	54	-14.12	-	-	265	135	H
2	* 2.483668	47.53	Pk	31.9	-26	53.43	-	-	74	-20.57	265	135	H

* - indicates frequency in CFR47 Pt 15 / IC RSS-Restricted Band
Pk - Peak detector
VA1T - FHSS: Linear Voltage Average VB=1/Ton where: Ton is transmit duration

UL LLC.
47173 Benicia Street, Fremont, CA 94538; USA. TEL:(510) 319-4000 FAX:(510) 661-0888
This report shall not be reproduced except in full, without the written approval of UL LLC.

VERTICAL RESULT

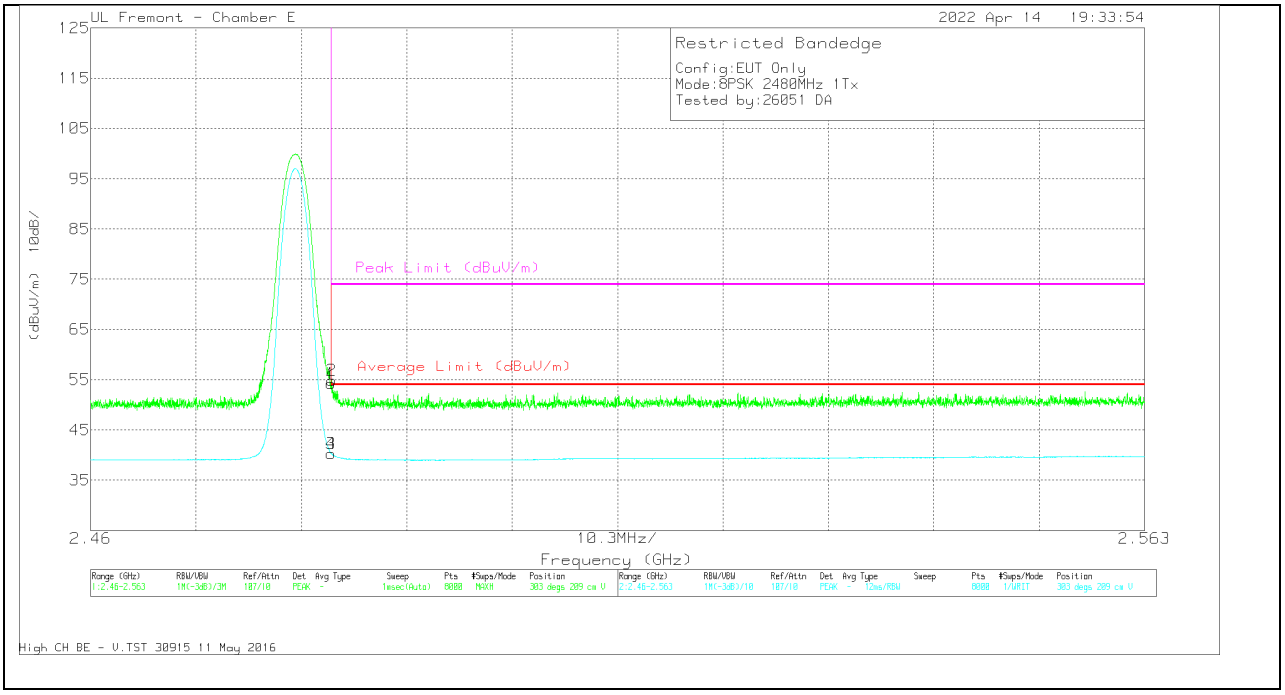

Marker	Frequency (GHz)	Meter Reading (dBuV)	Det	200897 ACF (dB/m)	Amp/Cbl/ Pad (dB)	Corrected Reading (dBuV/m)	Average Limit (dBuV/m)	Margin (dB)	Peak Limit (dBuV/m)	PK Margin (dB)	Azimuth (Degs)	Height (cm)	Polarity
1	* 2.4835	48.38	Pk	31.8	-25.9	54.28	-	-	74	-19.72	303	209	V
3	* 2.4835	34.4	VA1T	31.8	-25.9	40.3	54	-13.7	-	-	303	209	V
4	* 2.483501	34.4	VA1T	31.8	-25.9	40.3	54	-13.7	-	-	303	209	V
2	* 2.483539	48.94	Pk	31.8	-25.9	54.84	-	-	74	-19.16	303	209	V

* - indicates frequency in CFR47 Pt 15 / IC RSS-Restricted Band
Pk - Peak detector
VA1T - FHSS: Linear Voltage Average VB=1/Ton where: Ton is transmit duration

UL LLC.
47173 Benicia Street, Fremont, CA 94538; USA. TEL:(510) 319-4000 FAX:(510) 661-0888
This report shall not be reproduced except in full, without the written approval of UL LLC.

ANT 3

BANDEDGE (LOW CHANNEL)

HORIZONTAL RESULT

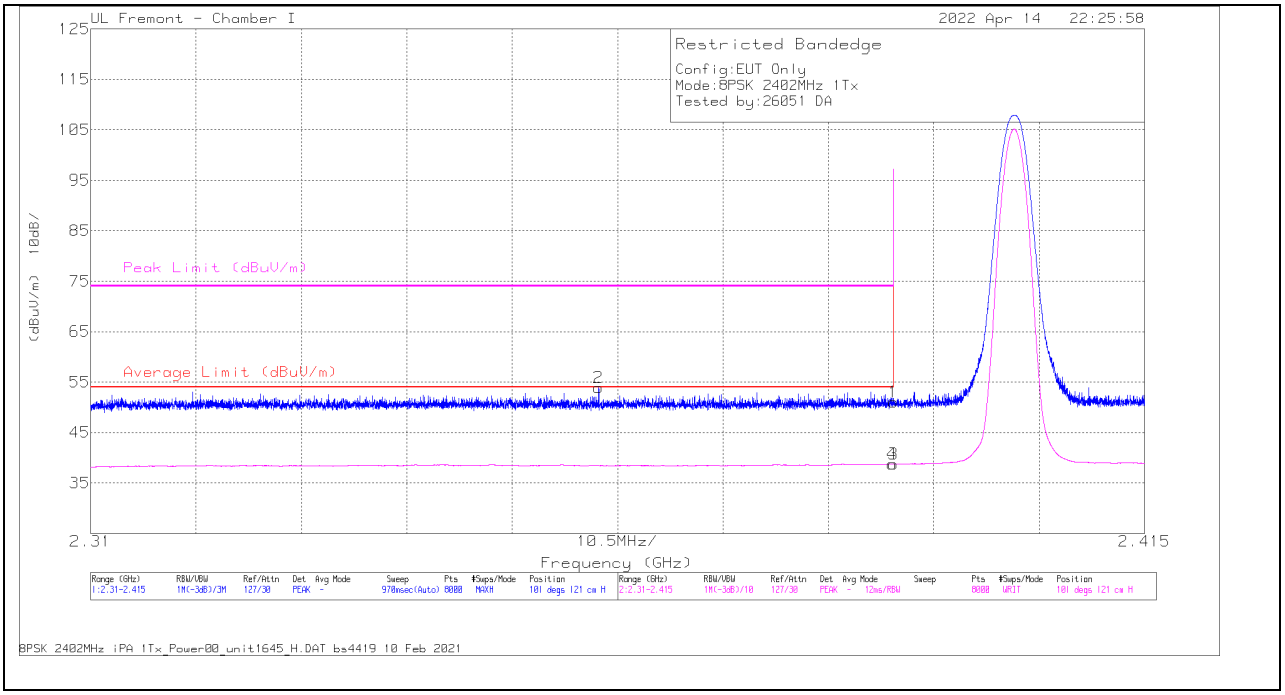

Marker	Frequency (GHz)	Meter Reading (dBuV)	Det	81887 ACF (dB)	Amp/Cbl /Fltr/Pad (dB)	Corrected Reading (dBuV/m)	Average Limit (dBuV/m)	Margin (dB)	Peak Limit (dBuV/m)	PK Margin (dB)	Azimuth (Degs)	Height (cm)	Polarity
1	* 2.39	58.3	Pk	32.1	-39.4	51	-	-	74	-23	101	121	H
2	* 2.360618	61.44	Pk	32	-39.5	53.94	-	-	74	-20.06	101	121	H
3	* 2.39	46.04	VA1T	32.1	-39.4	38.74	54	-15.26	-	-	101	121	H
4	* 2.389825	46.06	VA1T	32.1	-39.4	38.76	54	-15.24	-	-	101	121	H

* - indicates frequency in CFR47 Pt 15 / IC RSS-Restricted Band
Pk - Peak detector
VA1T - FHSS: Linear Voltage Average VB=1/Ton where: Ton is transmit duration

UL LLC.
47173 Benicia Street, Fremont, CA 94538; USA. TEL:(510) 319-4000 FAX:(510) 661-0888
This report shall not be reproduced except in full, without the written approval of UL LLC.

VERTICAL RESULT

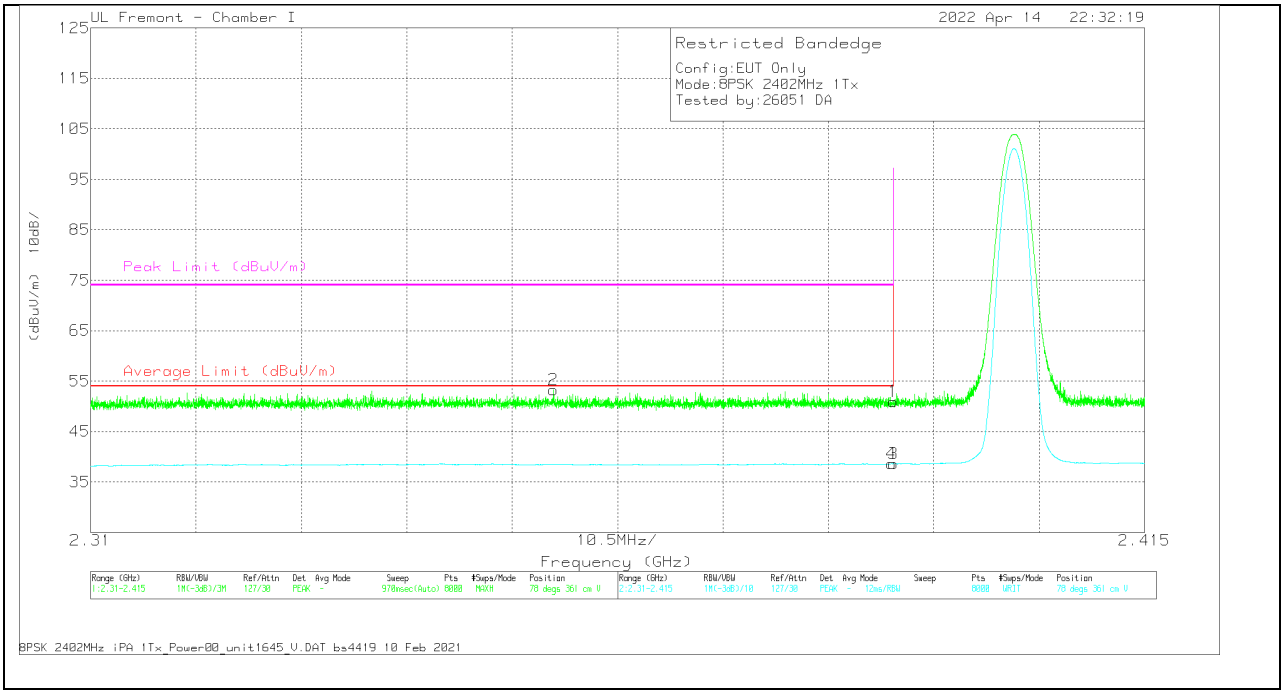

Marker	Frequency (GHz)	Meter Reading (dBuV)	Det	81887 ACF (dB)	Amp/Cbl/ Fltr/Pad (dB)	Corrected Reading (dBuV/m)	Average Limit (dBuV/m)	Margin (dB)	Peak Limit (dBuV/m)	PK Margin (dB)	Azimuth (Degs)	Height (cm)	Polarity
1	* 2.39	58.27	Pk	32.1	-39.4	50.97	-	-	74	-23.03	78	361	V
2	* 2.356128	60.79	Pk	32	-39.5	53.29	-	-	74	-20.71	78	361	V
3	* 2.39	45.88	VA1T	32.1	-39.4	38.58	54	-15.42	-	-	78	361	V
4	* 2.389812	45.92	VA1T	32.1	-39.4	38.62	54	-15.38	-	-	78	361	V

* - indicates frequency in CFR47 Pt 15 / IC RSS-Restricted Band
Pk - Peak detector
VA1T - FHSS: Linear Voltage Average VB=1/Ton where: Ton is transmit duration

UL LLC.
47173 Benicia Street, Fremont, CA 94538; USA. TEL:(510) 319-4000 FAX:(510) 661-0888
This report shall not be reproduced except in full, without the written approval of UL LLC.

BANDEDGE (HIGH CHANNEL)

HORIZONTAL RESULT

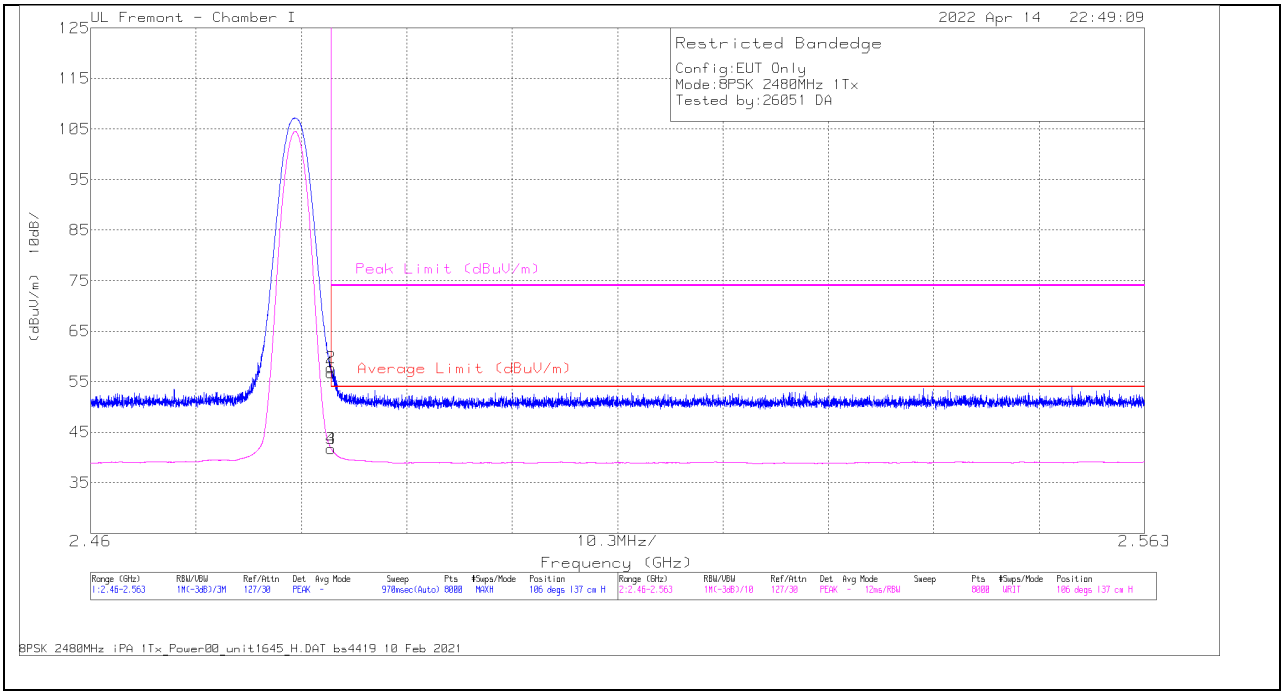

Marker	Frequency (GHz)	Meter Reading (dBuV)	Det	81887 ACF (dB)	Amp/Cbl/ Fltr/Pad (dB)	Corrected Reading (dBuV/m)	Average Limit (dBuV/m)	Margin (dB)	Peak Limit (dBuV/m)	PK Margin (dB)	Azimuth (Degs)	Height (cm)	Polarity
1	* 2.4835	63.6	Pk	32.3	-39.1	56.8	-	-	74	-17.2	106	137	H
2	* 2.483513	64.57	Pk	32.3	-39.1	57.77	-	-	74	-16.23	106	137	H
3	* 2.4835	48.5	VA1T	32.3	-39.1	41.7	54	-12.3	-	-	106	137	H
4	* 2.483501	48.5	VA1T	32.3	-39.1	41.7	54	-12.3	-	-	106	137	H

* - indicates frequency in CFR47 Pt 15 / IC RSS-Restricted Band
Pk - Peak detector
VA1T - FHSS: Linear Voltage Average VB=1/Ton where: Ton is transmit duration

UL LLC.
47173 Benicia Street, Fremont, CA 94538; USA. TEL:(510) 319-4000 FAX:(510) 661-0888
This report shall not be reproduced except in full, without the written approval of UL LLC.

VERTICAL RESULT

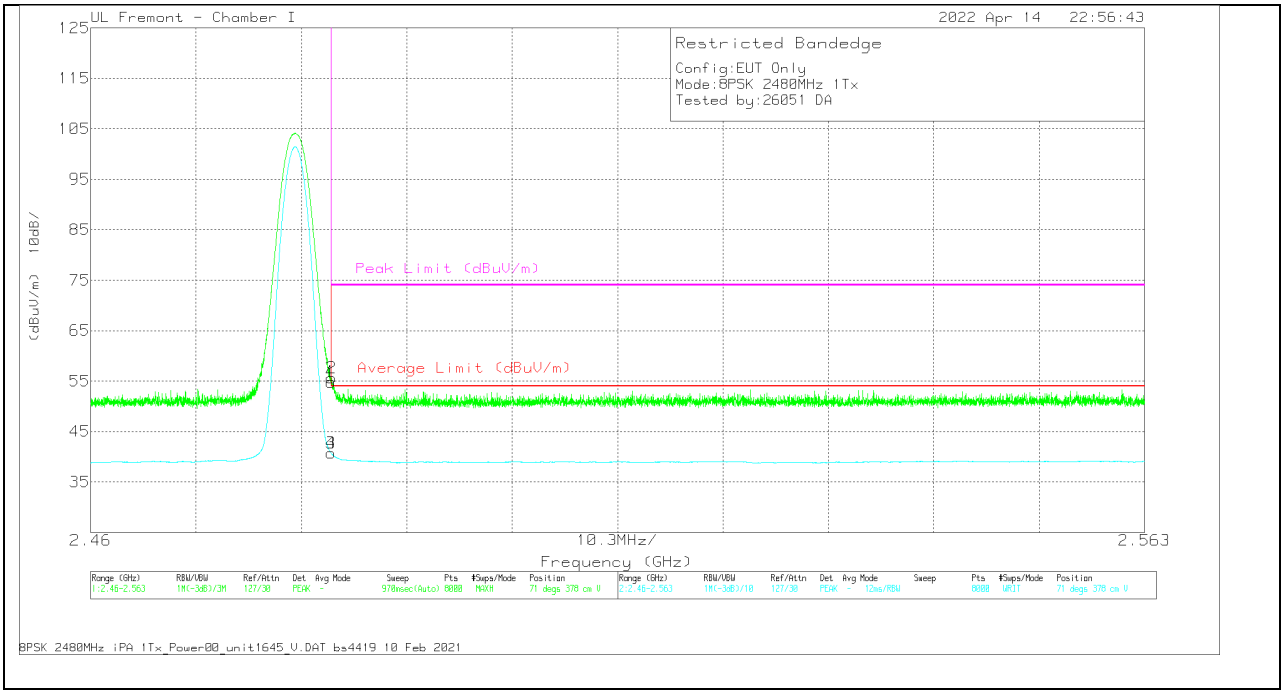

Marker	Frequency (GHz)	Meter Reading (dBuV)	Det	81887 ACF (dB)	Amp/Cbl/ Fltr/Pad (dB)	Corrected Reading (dBuV/m)	Average Limit (dBuV/m)	Margin (dB)	Peak Limit (dBuV/m)	PK Margin (dB)	Azimuth (Degs)	Height (cm)	Polarity
1	* 2.4835	61.63	Pk	32.3	-39.1	54.83	-	-	74	-19.17	71	378	V
2	* 2.483526	62.45	Pk	32.3	-39.1	55.65	-	-	74	-18.35	71	378	V
3	* 2.4835	47.5	VA1T	32.3	-39.1	40.7	54	-13.3	-	-	71	378	V
4	* 2.483501	47.5	VA1T	32.3	-39.1	40.7	54	-13.3	-	-	71	378	V

* - indicates frequency in CFR47 Pt 15 / IC RSS-Restricted Band
Pk - Peak detector
VA1T - FHSS: Linear Voltage Average VB=1/Ton where: Ton is transmit duration

UL LLC.
47173 Benicia Street, Fremont, CA 94538; USA. TEL:(510) 319-4000 FAX:(510) 661-0888
This report shall not be reproduced except in full, without the written approval of UL LLC.

10.1.8. LOW POWER BASIC DATA RATE TXBF 8PSK MODULATION

BANDEDGE (LOW CHANNEL)

HORIZONTAL RESULT

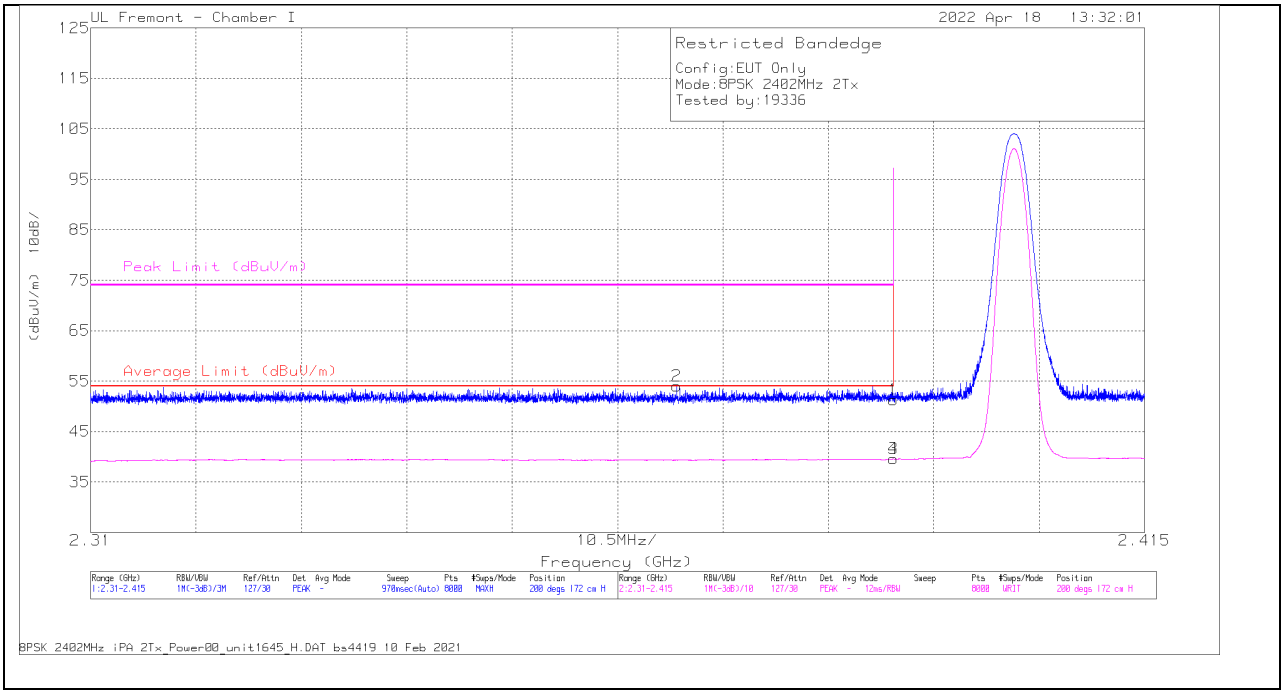

Marker	Frequency (GHz)	Meter Reading (dBuV)	Det	81887 ACF (dB)	Amp/Cbl/ Fltr/Pad (dB)	Corrected Reading (dBuV/m)	Average Limit (dBuV/m)	Margin (dB)	Peak Limit (dBuV/m)	PK Margin (dB)	Azimuth (Degs)	Height (cm)	Polarity
1	* 2.39	58.6	Pk	32.1	-39.4	51.3	-	-	74	-22.7	200	172	H
2	* 2.368389	61.49	Pk	32	-39.5	53.99	-	-	74	-20.01	200	172	H
3	* 2.39	46.86	VA1T	32.1	-39.4	39.56	54	-14.44	-	-	200	172	H
4	* 2.389983	46.87	VA1T	32.1	-39.4	39.57	54	-14.43	-	-	200	172	H

* - indicates frequency in CFR47 Pt 15 / IC RSS-Restricted Band
Pk - Peak detector
VA1T - FHSS: Linear Voltage Average VB=1/Ton where: Ton is transmit duration

UL LLC.
47173 Benicia Street, Fremont, CA 94538; USA. TEL:(510) 319-4000 FAX:(510) 661-0888
This report shall not be reproduced except in full, without the written approval of UL LLC.

VERTICAL RESULT

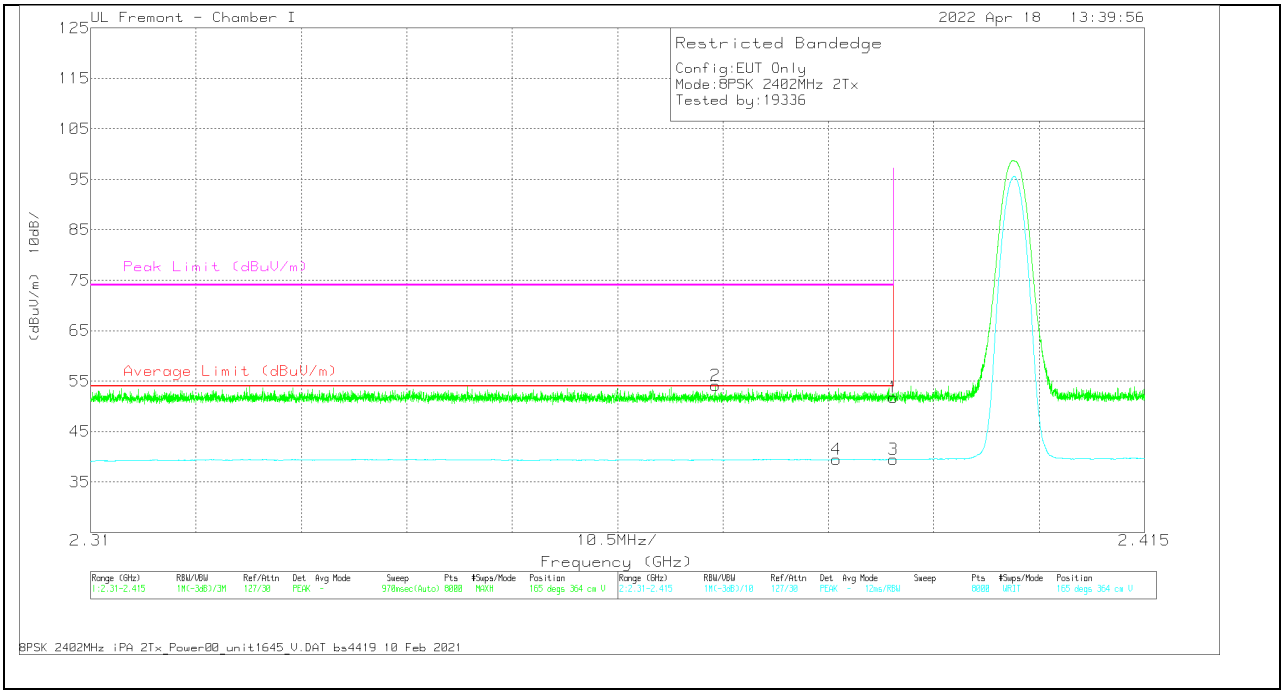

Marker	Frequency (GHz)	Meter Reading (dBuV)	Det	81887 ACF (dB)	Amp/Cbl/ Fltr/Pad (dB)	Corrected Reading (dBuV/m)	Average Limit (dBuV/m)	Margin (dB)	Peak Limit (dBuV/m)	PK Margin (dB)	Azimuth (Degs)	Height (cm)	Polarity
1	* 2.39	59.1	Pk	32.1	-39.4	51.8	-	-	74	-22.2	165	364	V
2	* 2.372274	61.61	Pk	32	-39.5	54.11	-	-	74	-19.89	165	364	V
3	* 2.39	46.8	VA1T	32.1	-39.4	39.5	54	-14.5	-	-	165	364	V
4	* 2.384273	46.93	VA1T	32	-39.4	39.53	54	-14.47	-	-	165	364	V

* - indicates frequency in CFR47 Pt 15 / IC RSS-Restricted Band
Pk - Peak detector
VA1T - FHSS: Linear Voltage Average VB=1/Ton where: Ton is transmit duration

UL LLC.
47173 Benicia Street, Fremont, CA 94538; USA. TEL:(510) 319-4000 FAX:(510) 661-0888
This report shall not be reproduced except in full, without the written approval of UL LLC.

BANDEDGE (HIGH CHANNEL)

HORIZONTAL RESULT

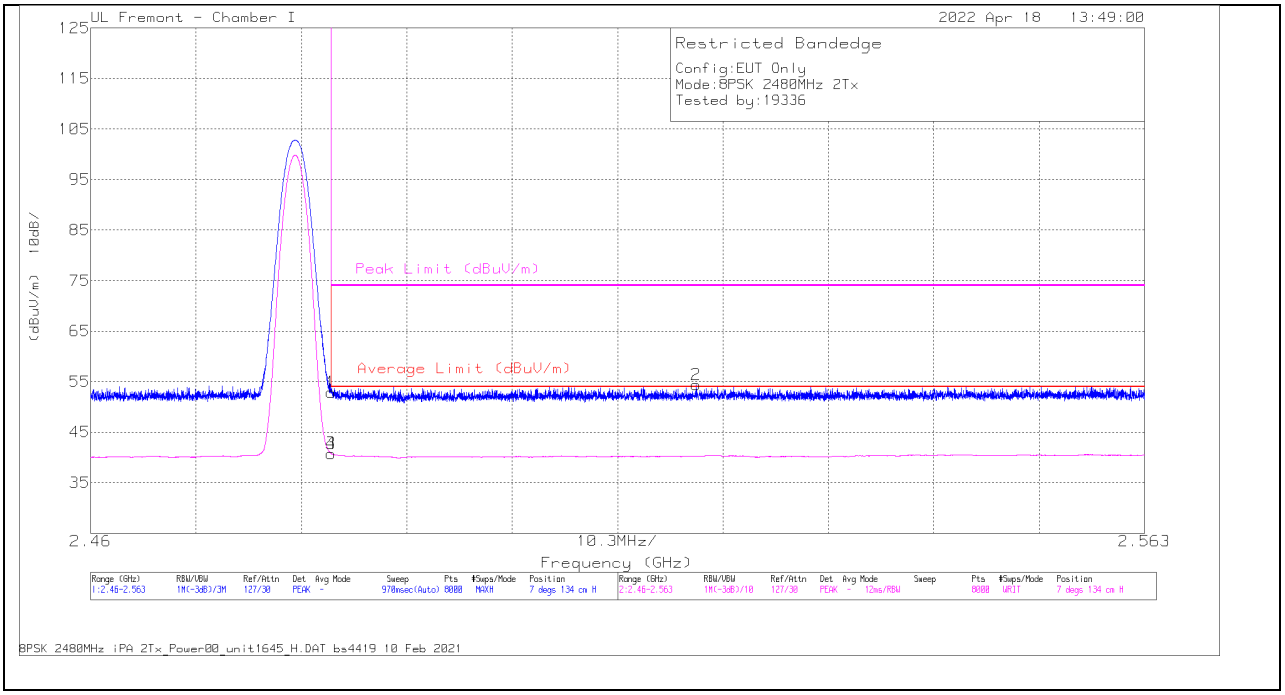

Marker	Frequency (GHz)	Meter Reading (dBuV)	Det	81887 ACF (dB)	Amp/Cbl/ Fltr/Pad (dB)	Corrected Reading (dBuV/m)	Average Limit (dBuV/m)	Margin (dB)	Peak Limit (dBuV/m)	PK Margin (dB)	Azimuth (Degs)	Height (cm)	Polarity
1	* 2.4835	59.73	Pk	32.3	-39.1	52.93	-	-	74	-21.07	7	134	H
2	2.519183	61.01	Pk	32.4	-39	54.41	-	-	74	-19.59	7	134	H
3	* 2.4835	47.59	VA1T	32.3	-39.1	40.79	54	-13.21	-	-	7	134	H
4	* 2.483501	47.59	VA1T	32.3	-39.1	40.79	54	-13.21	-	-	7	134	H

* - indicates frequency in CFR47 Pt 15 / IC RSS-Restricted Band
Pk - Peak detector
VA1T - FHSS: Linear Voltage Average VB=1/Ton where: Ton is transmit duration

UL LLC.
47173 Benicia Street, Fremont, CA 94538; USA. TEL:(510) 319-4000 FAX:(510) 661-0888
This report shall not be reproduced except in full, without the written approval of UL LLC.

VERTICAL RESULT

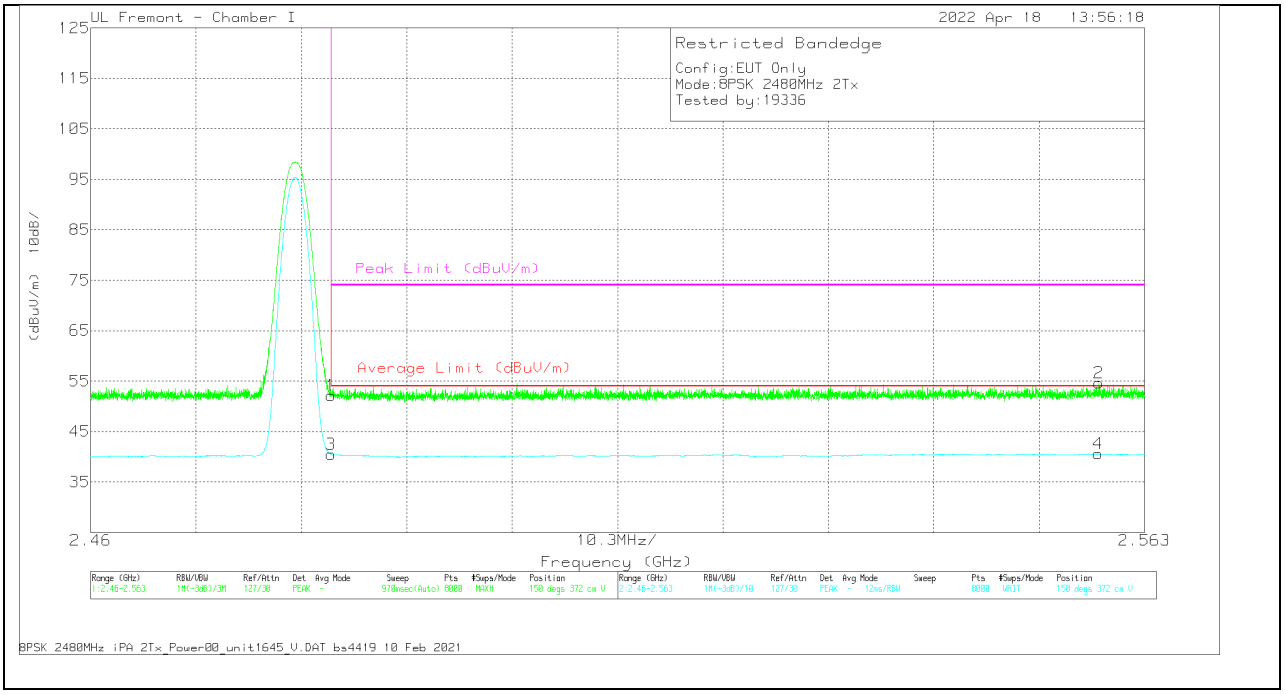

Marker	Frequency (GHz)	Meter Reading (dBuV)	Det	81887 ACF (dB)	Amp/Cbl/ Fltr/Pad (dB)	Corrected Reading (dBuV/m)	Average Limit (dBuV/m)	Margin (dB)	Peak Limit (dBuV/m)	PK Margin (dB)	Azimuth (Degs)	Height (cm)	Polarity
1	* 2.4835	58.91	Pk	32.3	-39.1	52.11	-	-	74	-21.89	150	372	V
2	2.558548	61.23	Pk	32.4	-39	54.63	-	-	74	-19.37	150	372	V
3	* 2.4835	47.29	VA1T	32.3	-39.1	40.49	54	-13.51	-	-	150	372	V
4	2.558483	47.06	VA1T	32.4	-38.9	40.56	54	-13.44	-	-	150	372	V

* - indicates frequency in CFR47 Pt 15 / IC RSS-Restricted Band
Pk - Peak detector
VA1T - FHSS: Linear Voltage Average VB=1/Ton where: Ton is transmit duration

UL LLC.
47173 Benicia Street, Fremont, CA 94538; USA. TEL:(510) 319-4000 FAX:(510) 661-0888
This report shall not be reproduced except in full, without the written approval of UL LLC.

10.1.9. GFSK TXBF HARMONICS AND SPURIOUS EMISSIONS

LOW CHANNEL RESULTS

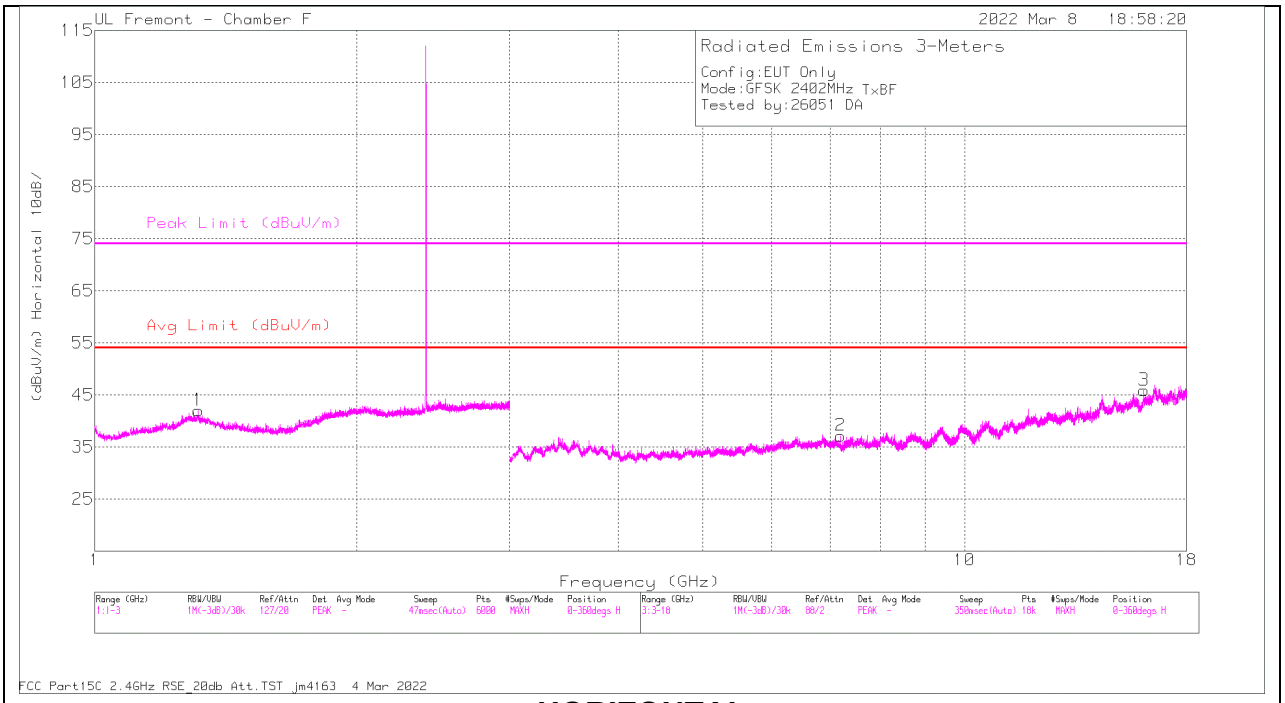

HORIZONTAL

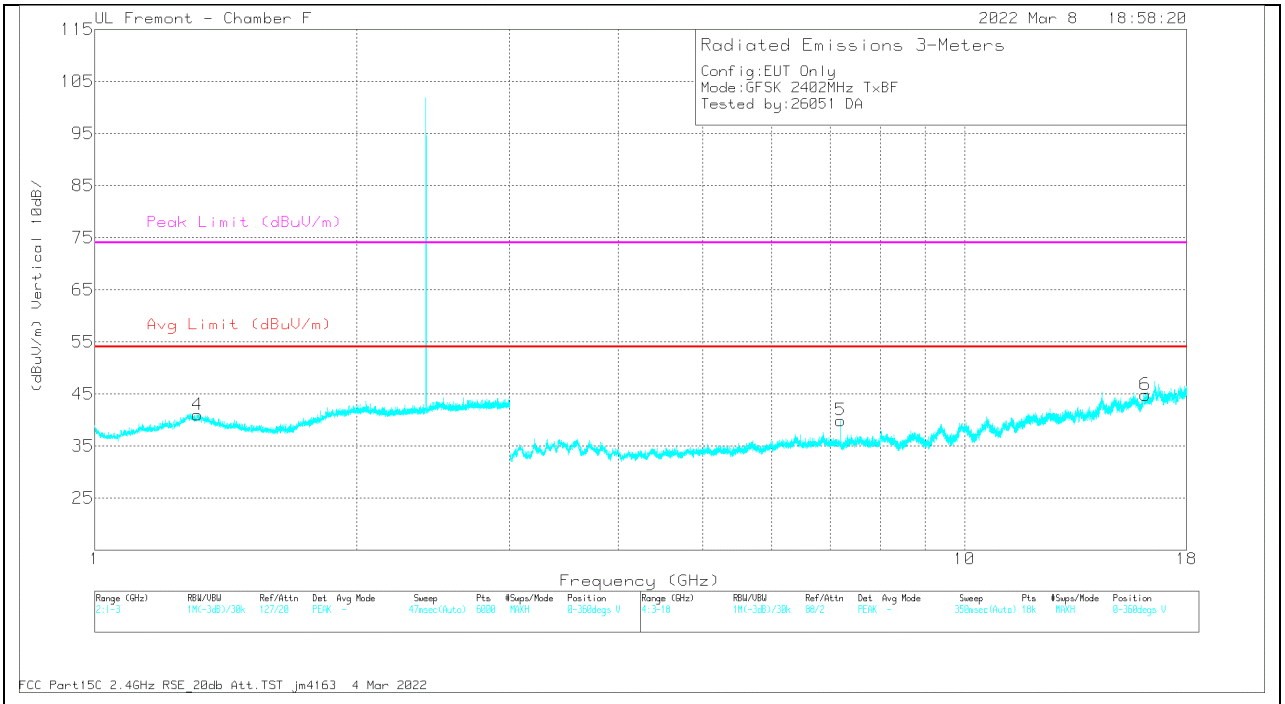

VERTICAL

UL LLC.
47173 Benicia Street, Fremont, CA 94538; USA. TEL:(510) 319-4000 FAX:(510) 661-0888
This report shall not be reproduced except in full, without the written approval of UL LLC.

RADIATED EMISSIONS

Marker	Frequency (GHz)	Meter Reading (dBuV)	Det	AF T120 (dB/m)	Amp/Cbl/Fltr/ Pad (dB)	Corrected Reading (dBuV/m)	Avg Limit (dBuV/m)	Margin (dB)	Peak Limit (dBuV/m)	PK Margin (dB)	Azimuth (Degs)	Height (cm)	Polarity
1	* 1.315536	57.83	PKFH	30.1	-38.8	49.13	-	-	74	-24.87	205	199	H
	* 1.316141	44.56	VA1T	30	-38.9	35.66	54	-18.34	-	-	205	199	H
4	* 1.312146	57.79	PKFH	30.1	-38.8	49.09	-	-	74	-24.91	330	199	V
	* 1.313612	44.48	VA1T	30.1	-38.8	35.78	54	-18.22	-	-	330	199	V
2	7.205855	54.25	PKFH	35.5	-45.8	43.95	-	-	-	-	110	101	H
	7.205918	41.83	VA1T	35.5	-45.8	31.53	-	-	-	-	110	101	H
3	* 16.075902	56.1	PKFH	40.5	-44.7	51.9	-	-	74	-22.1	350	200	H
	* 16.075556	43.2	VA1T	40.5	-44.7	39	54	-15	-	-	350	200	H
5	7.206394	57.14	PKFH	35.5	-45.8	46.84	-	-	-	-	270	101	V
	7.205999	48.44	VA1T	35.5	-45.8	38.14	-	-	-	-	270	101	V
6	* 16.138395	56.55	PKFH	40.5	-45.6	51.45	-	-	74	-22.55	45	200	V
	* 16.135385	43.56	VA1T	40.5	-45.5	38.56	54	-15.44	-	-	45	200	V

* - indicates frequency in CFR47 Pt 15 / IC RSS-Restricted Band
PKFH FHSS/BT RB=100k for Frequencies<1GHz / RB=1MHz for Frequencies>1GHz, VB=3 x RB, Peak
VA1T - FHSS: Linear Voltage Average VB=1/Ton where: Ton is transmit duration

UL LLC.
47173 Benicia Street, Fremont, CA 94538; USA. TEL:(510) 319-4000 FAX:(510) 661-0888
This report shall not be reproduced except in full, without the written approval of UL LLC.

MID CHANNEL RESULTS

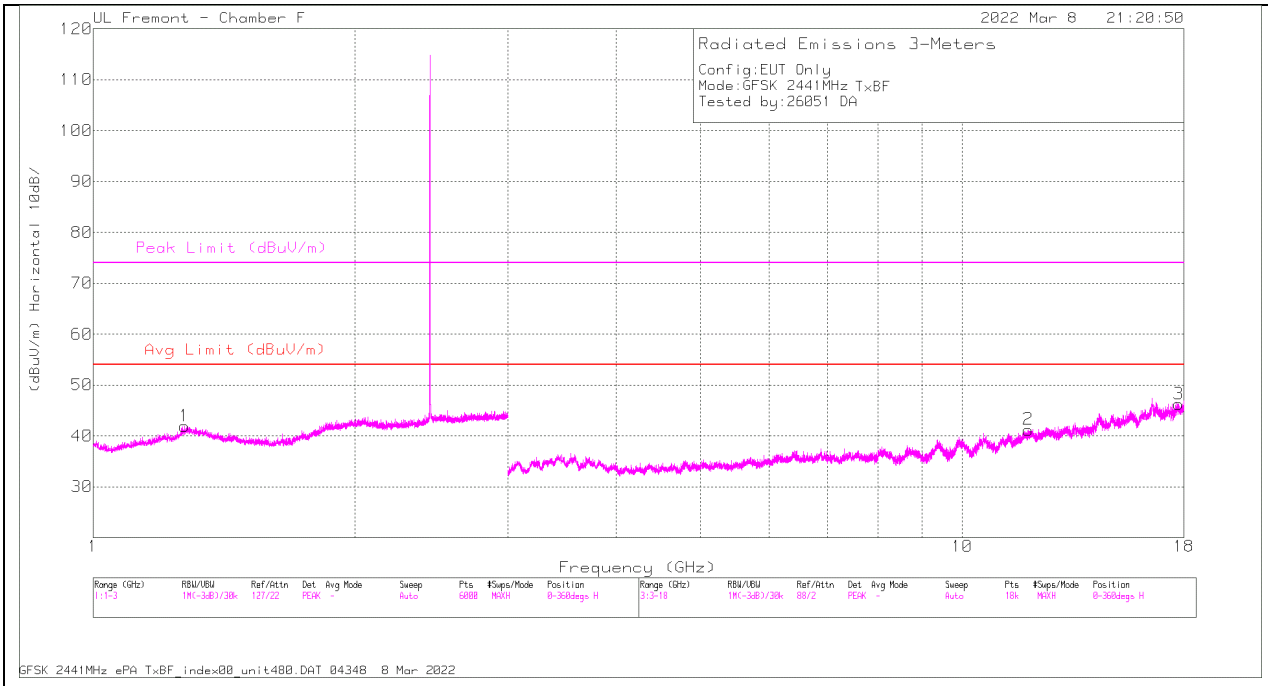

HORIZONTAL

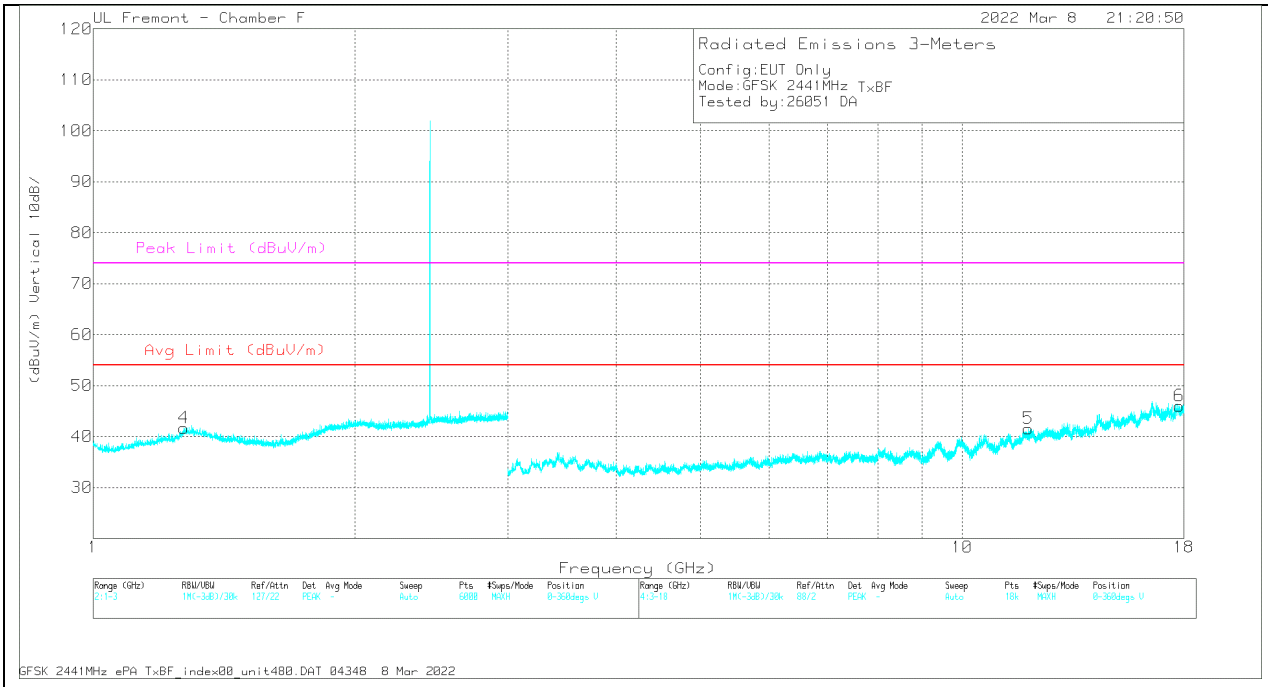

VERTICAL

UL LLC.
47173 Benicia Street, Fremont, CA 94538; USA. TEL:(510) 319-4000 FAX:(510) 661-0888
This report shall not be reproduced except in full, without the written approval of UL LLC.

RADIATED EMISSIONS

Marker	Frequency (GHz)	Meter Reading (dBuV)	Det	AF T120 (dB/m)	Amp/Cbl/Fltr/Pad (dB)	Corrected Reading (dBuV/m)	Avg Limit (dBuV/m)	Margin (dB)	Peak Limit (dBuV/m)	PK Margin (dB)	Azimuth (Degs)	Height (cm)	Polarity
1	* 1.275523	57.65	PKFH	30.2	-38.9	48.95	-	-	74	-25.05	175	199	H
	* 1.273399	44.58	VA1T	30.1	-39	35.68	54	-18.32	-	-	175	199	H
4	* 1.271366	57.78	PKFH	30	-39	48.78	-	-	74	-25.22	315	200	V
	* 1.270754	44.58	VA1T	30	-39	35.58	54	-18.42	-	-	315	200	V
2	* 11.920341	54.38	PKFH	39.1	-44.7	48.78	-	-	74	-25.22	95	199	H
	* 11.922384	40.96	VA1T	39.1	-44.8	35.26	54	-18.74	-	-	95	199	H
3	* 17.754325	56.52	PKFH	41.7	-44.8	53.42	-	-	74	-20.58	300	101	H
	* 17.755035	43.25	VA1T	41.7	-44.8	40.15	54	-13.85	-	-	300	101	H
5	* 11.925684	54.85	PKFH	39.1	-44.8	49.15	-	-	74	-24.85	250	101	V
	* 11.927196	41.05	VA1T	39.1	-44.8	35.35	54	-18.65	-	-	250	101	V
6	* 17.77458	58.1	PKFH	41.7	-45.3	54.5	-	-	74	-19.5	65	101	V
	* 17.77316	43.95	VA1T	41.7	-45.3	40.35	54	-13.65	-	-	65	101	V

* - indicates frequency in CFR47 Pt 15 / IC RSS-Restricted Band
PKFH FHSS/BT RB=100k for Frequencies<1GHz / RB=1MHz for Frequencies>1GHz, VB=3 x RB, Peak
VA1T - FHSS: Linear Voltage Average VB=1/Ton where: Ton is transmit duration

UL LLC.
47173 Benicia Street, Fremont, CA 94538; USA. TEL:(510) 319-4000 FAX:(510) 661-0888
This report shall not be reproduced except in full, without the written approval of UL LLC.

HIGH CHANNEL RESULTS

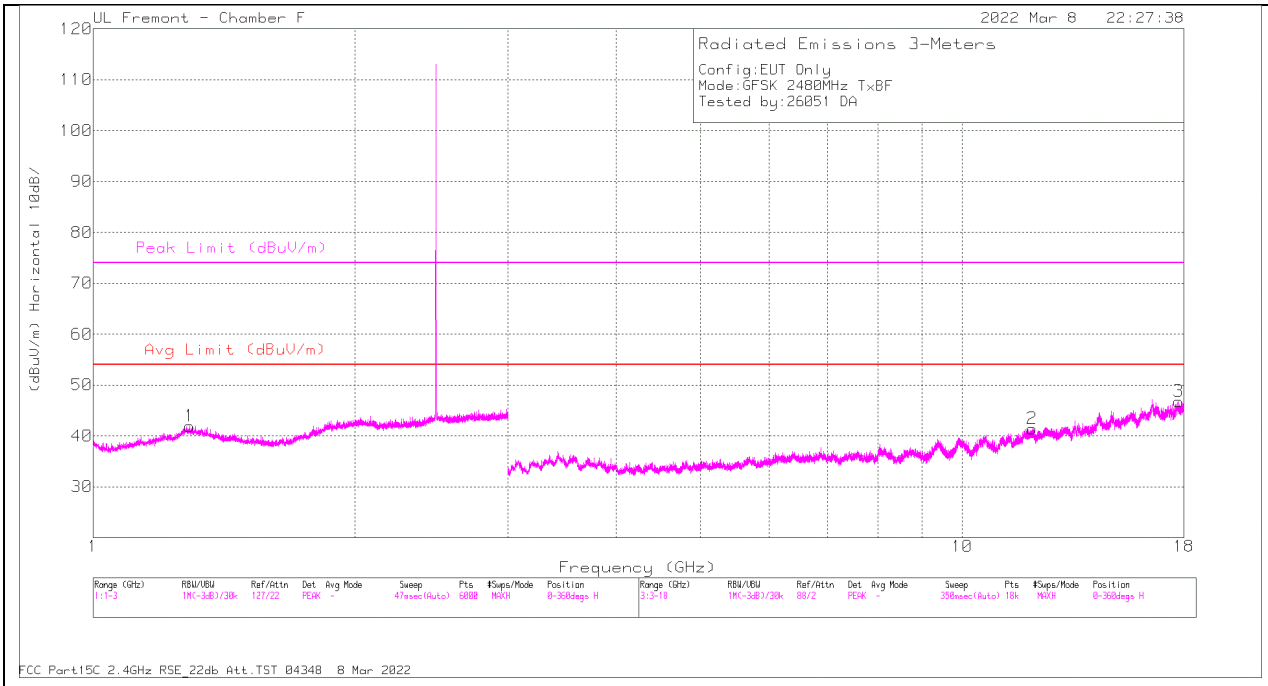

HORIZONTAL

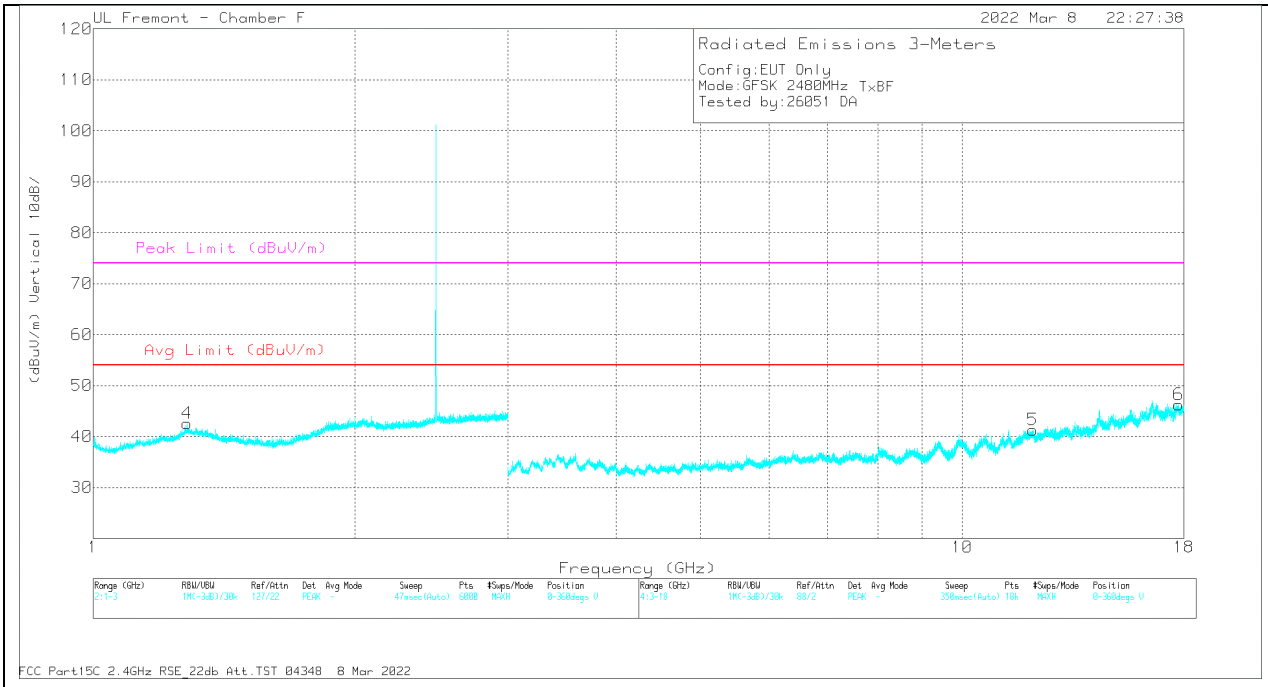

VERTICAL

UL LLC.
47173 Benicia Street, Fremont, CA 94538; USA. TEL:(510) 319-4000 FAX:(510) 661-0888
This report shall not be reproduced except in full, without the written approval of UL LLC.

RADIATED EMISSIONS

Marker	Frequency (GHz)	Meter Reading (dBuV)	Det	AF T120 (dB/m)	Amp/Cbl/Fltr/Pad (dB)	Corrected Reading (dBuV/m)	Avg Limit (dBuV/m)	Margin (dB)	Peak Limit (dBuV/m)	PK Margin (dB)	Azimuth (Degs)	Height (cm)	Polarity
1	* 1.290176	58.46	PKFH	30.4	-38.9	49.96	-	-	74	-24.04	200	200	H
	* 1.288868	44.79	VA1T	30.4	-38.9	36.29	54	-17.71	-	-	200	200	H
4	* 1.281259	58.25	PKFH	30.4	-39	49.65	-	-	74	-24.35	320	101	V
	* 1.281155	44.99	VA1T	30.4	-39	36.39	54	-17.61	-	-	320	101	V
2	* 12.050936	55.06	PKFH	39.2	-44.7	49.56	-	-	74	-24.44	110	101	H
	* 12.054116	41.2	VA1T	39.2	-44.7	35.7	54	-18.3	-	-	110	101	H
3	* 17.752185	57.81	PKFH	41.6	-44.8	54.61	-	-	74	-19.39	305	101	H
	* 17.753378	43.63	VA1T	41.7	-44.8	40.53	54	-13.47	-	-	305	101	H
5	* 12.064827	54.56	PKFH	39.3	-44.5	49.36	-	-	74	-24.64	195	200	V
	* 12.064834	40.96	VA1T	39.3	-44.5	35.76	54	-18.24	-	-	195	200	V
6	* 17.741672	57.13	PKFH	41.6	-45	53.73	-	-	74	-20.27	110	101	V
	* 17.739814	43.5	VA1T	41.6	-45	40.1	54	-13.9	-	-	110	101	V

* - indicates frequency in CFR47 Pt 15 / IC RSS-Restricted Band

PKFH FHSS/BT RB=100k for Frequencies<1GHz / RB=1MHz for Frequencies>1GHz, VB=3 x RB, Peak

VA1T - FHSS: Linear Voltage Average VB=1/Ton where: Ton is transmit duration

UL LLC.
47173 Benicia Street, Fremont, CA 94538; USA. TEL:(510) 319-4000 FAX:(510) 661-0888

This report shall not be reproduced except in full, without the written approval of UL LLC.

10.1.10. 8PSK, TXBF HARMONICS AND SPURIOUS EMISSIONS

LOW CHANNEL RESULTS

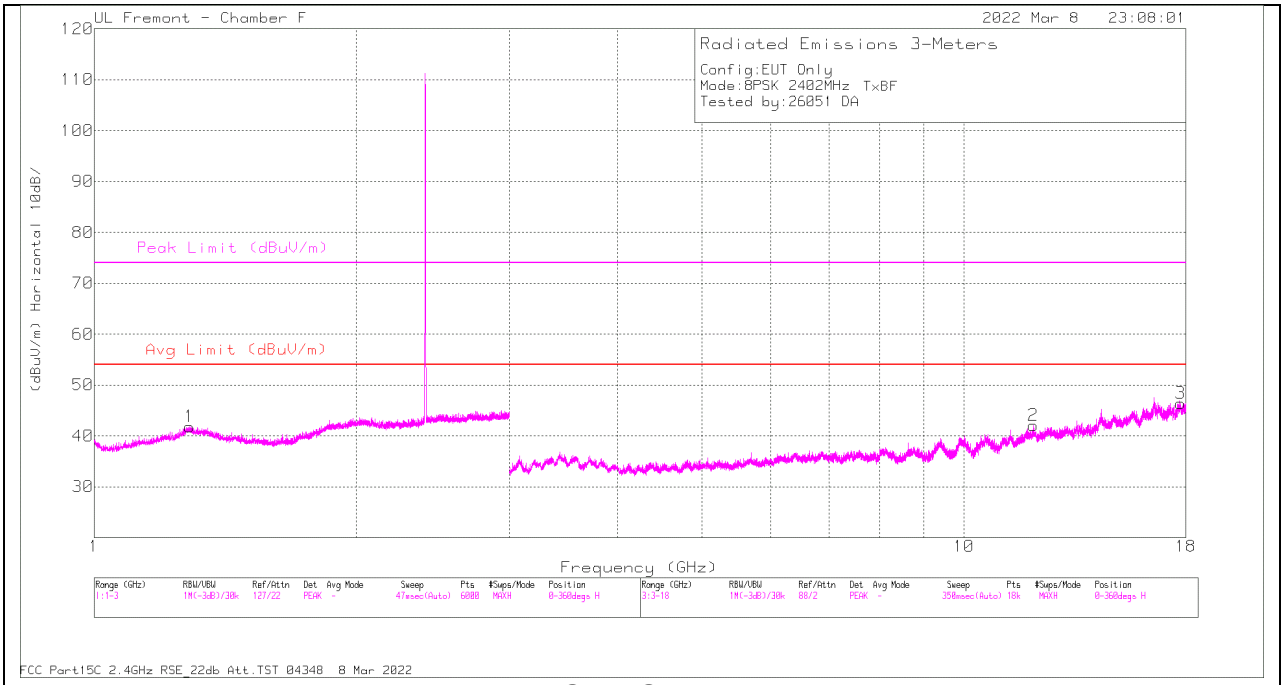

HORIZONTAL

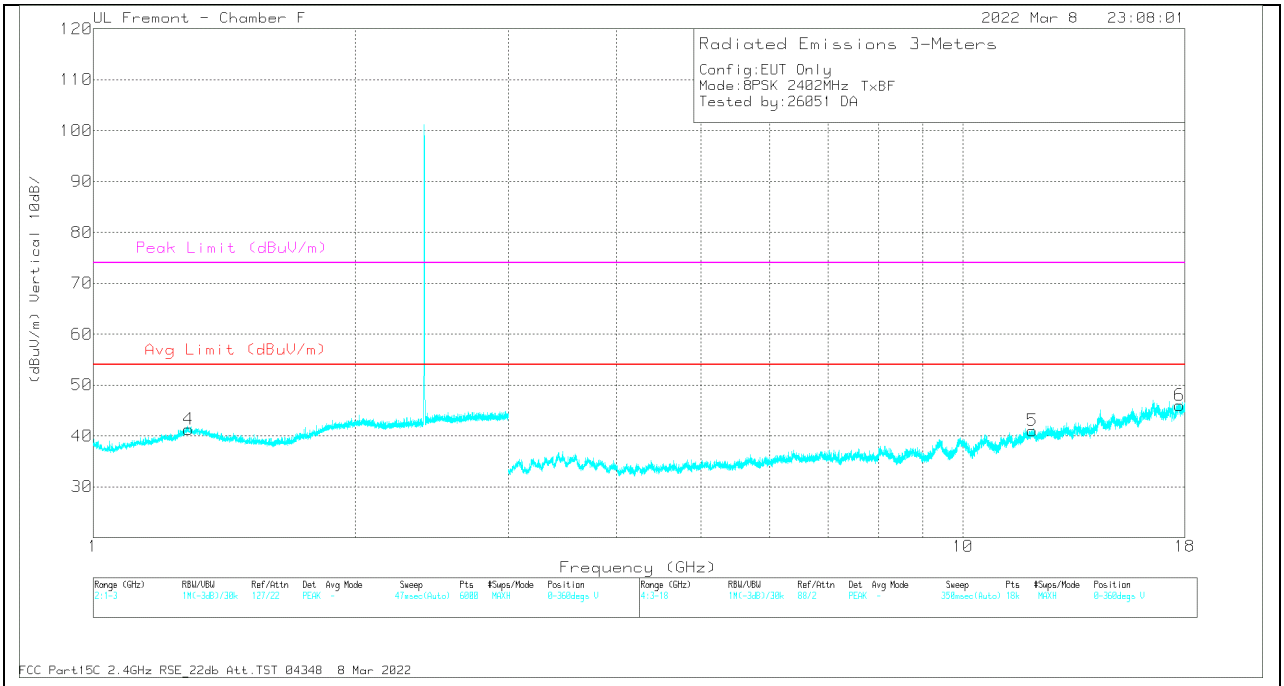

VERTICAL

UL LLC.
47173 Benicia Street, Fremont, CA 94538; USA. TEL:(510) 319-4000 FAX:(510) 661-0888
This report shall not be reproduced except in full, without the written approval of UL LLC.

RADIATED EMISSIONS

Marker	Frequency (GHz)	Meter Reading (dBuV)	Det	AF T120 (dB/m)	Amp/Cbl/Fltr/Pad (dB)	Corrected Reading (dBuV/m)	Avg Limit (dBuV/m)	Margin (dB)	Peak Limit (dBuV/m)	PK Margin (dB)	Azimuth (Degs)	Height (cm)	Polarity
1	* 1.287758	58.49	PKFH	30.4	-38.9	49.99	-	-	74	-24.01	330	101	H
	* 1.285599	44.91	VA1T	30.4	-38.9	36.41	54	-17.59	-	-	330	101	H
4	* 1.284849	58.13	PKFH	30.4	-38.9	49.63	-	-	74	-24.37	155	101	V
	* 1.285038	44.93	VA1T	30.4	-38.9	36.43	54	-17.57	-	-	155	101	V
2	* 12.027987	54.49	PKFH	39.3	-44.7	49.09	-	-	74	-24.91	257	200	H
	* 12.029439	41.07	VA1T	39.3	-44.7	35.67	54	-18.33	-	-	257	200	H
3	* 17.749424	57.1	PKFH	41.6	-44.8	53.9	-	-	74	-20.1	245	200	H
	* 17.749954	43.62	VA1T	41.7	-44.8	40.52	54	-13.48	-	-	245	200	H
5	* 12.029809	54.59	PKFH	39.3	-44.7	49.19	-	-	74	-24.81	360	200	V
	* 12.031387	41.06	VA1T	39.3	-44.7	35.66	54	-18.34	-	-	360	200	V
6	* 17.752598	57.6	PKFH	41.6	-44.8	54.4	-	-	74	-19.6	25	200	V
	* 17.752412	43.53	VA1T	41.6	-44.8	40.33	54	-13.67	-	-	25	200	V

* - indicates frequency in CFR47 Pt 15 / IC RSS-Restricted Band
PKFH FHSS/BT RB=100k for Frequencies<1GHz / RB=1MHz for Frequencies>1GHz, VB=3 x RB, Peak
VA1T - FHSS: Linear Voltage Average VB=1/Ton where: Ton is transmit duration

UL LLC.
47173 Benicia Street, Fremont, CA 94538; USA. TEL:(510) 319-4000 FAX:(510) 661-0888
This report shall not be reproduced except in full, without the written approval of UL LLC.

MID CHANNEL RESULTS

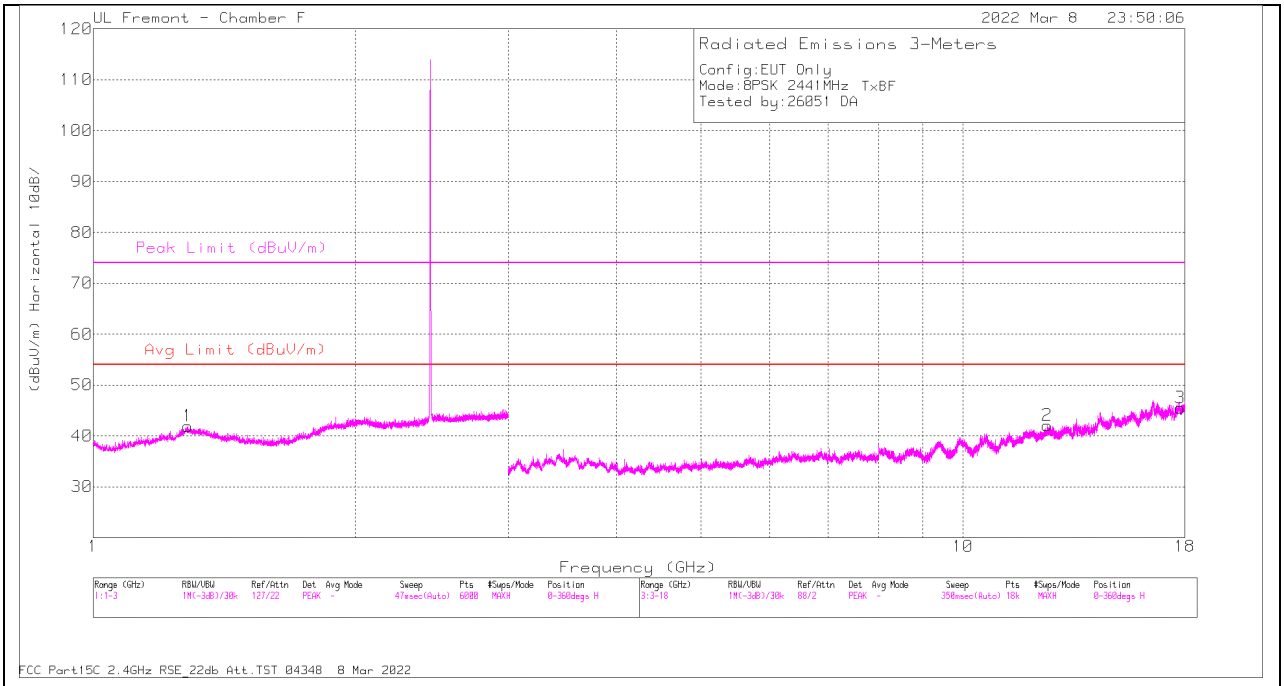

HORIZONTAL

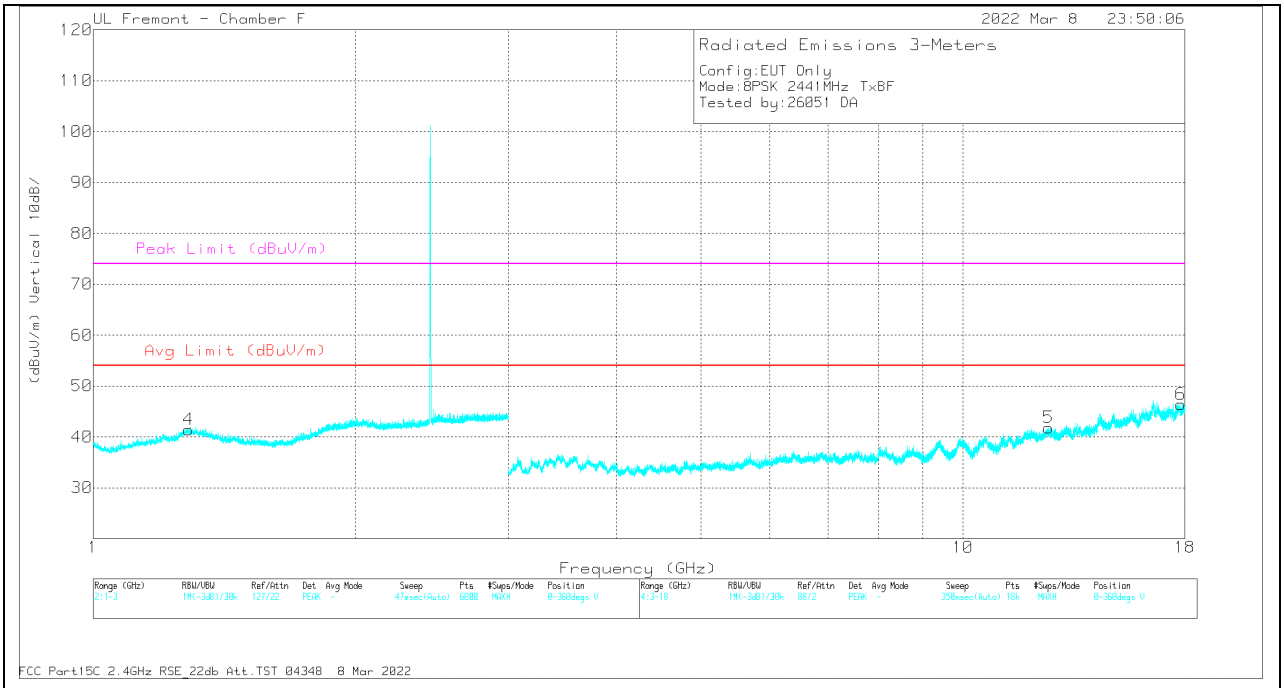

VERTICAL

UL LLC.
47173 Benicia Street, Fremont, CA 94538; USA. TEL:(510) 319-4000 FAX:(510) 661-0888
This report shall not be reproduced except in full, without the written approval of UL LLC.

RADIATED EMISSIONS

Marker	Frequency (GHz)	Meter Reading (dBuV)	Det	AF T120 (dB/m)	Amp/Cbl/Fltr/Pad (dB)	Corrected Reading (dBuV/m)	Avg Limit (dBuV/m)	Margin (dB)	Peak Limit (dBuV/m)	PK Margin (dB)	Azimuth (Degs)	Height (cm)	Polarity
1	* 1.286337	60.19	PKFH	30.4	-38.9	51.69	-	-	74	-22.31	270	101	H
	* 1.282717	45.01	VA1T	30.4	-39	36.41	54	-17.59	-	-	270	101	H
4	* 1.285953	58.45	PKFH	30.4	-38.9	49.95	-	-	74	-24.05	235	200	V
	* 1.284518	44.98	VA1T	30.4	-38.9	36.48	54	-17.52	-	-	235	200	V
2	* 12.502041	54.53	PKFH	39.6	-44.8	49.33	-	-	74	-24.67	220	101	H
	* 12.503895	41.25	VA1T	39.5	-44.8	35.95	54	-18.05	-	-	220	101	H
3	* 17.777586	57.2	PKFH	41.7	-45.5	53.4	-	-	74	-20.6	275	101	H
	* 17.779966	43.69	VA1T	41.7	-45.5	39.89	54	-14.11	-	-	275	101	H
5	* 12.551218	54.99	PKFH	39.6	-45	49.59	-	-	74	-24.41	330	200	V
	* 12.553916	41.49	VA1T	39.6	-45.1	35.99	54	-18.01	-	-	330	200	V
6	* 17.819404	56.76	PKFH	41.8	-45.4	53.16	-	-	74	-20.84	45	200	V
	* 17.81919	43.52	VA1T	41.8	-45.4	39.92	54	-14.08	-	-	45	200	V

* - indicates frequency in CFR47 Pt 15 / IC RSS-Restricted Band
PKFH FHSS/BT RB=100k for Frequencies<1GHz / RB=1MHz for Frequencies>1GHz, VB=3 x RB, Peak
VA1T - FHSS: Linear Voltage Average VB=1/Ton where: Ton is transmit duration

UL LLC.
47173 Benicia Street, Fremont, CA 94538; USA. TEL:(510) 319-4000 FAX:(510) 661-0888
This report shall not be reproduced except in full, without the written approval of UL LLC.

HIGH CHANNEL RESULTS

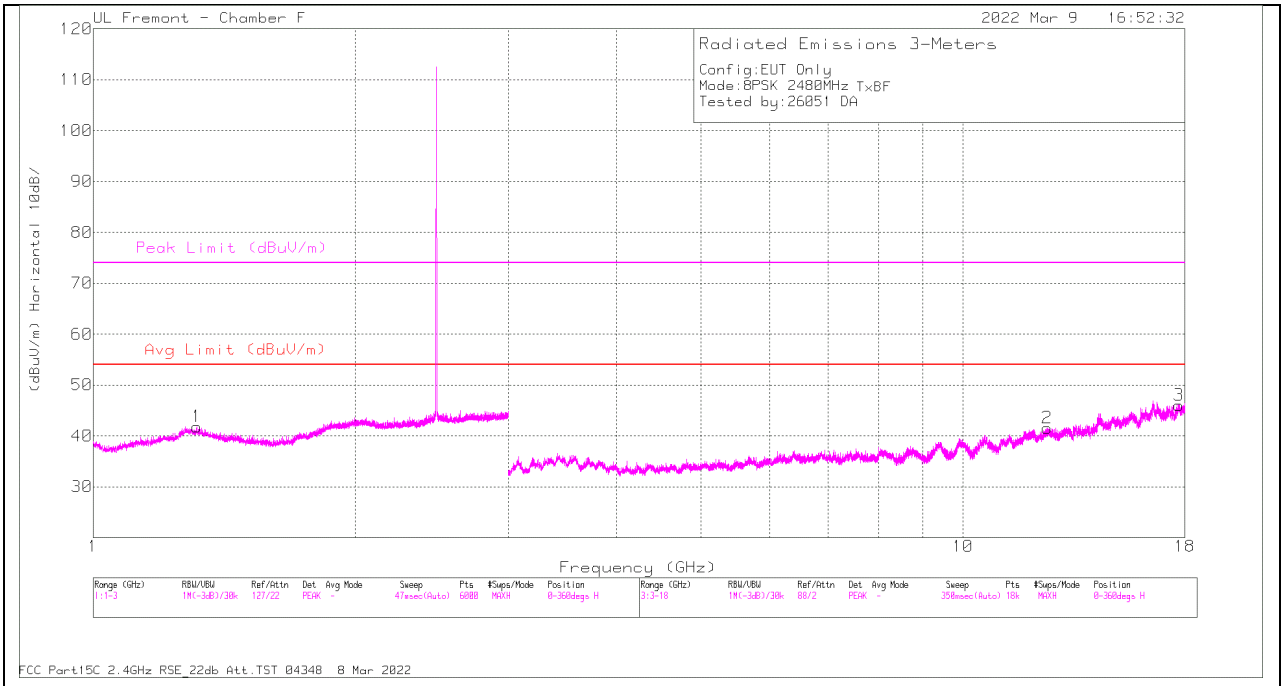

HORIZONTAL

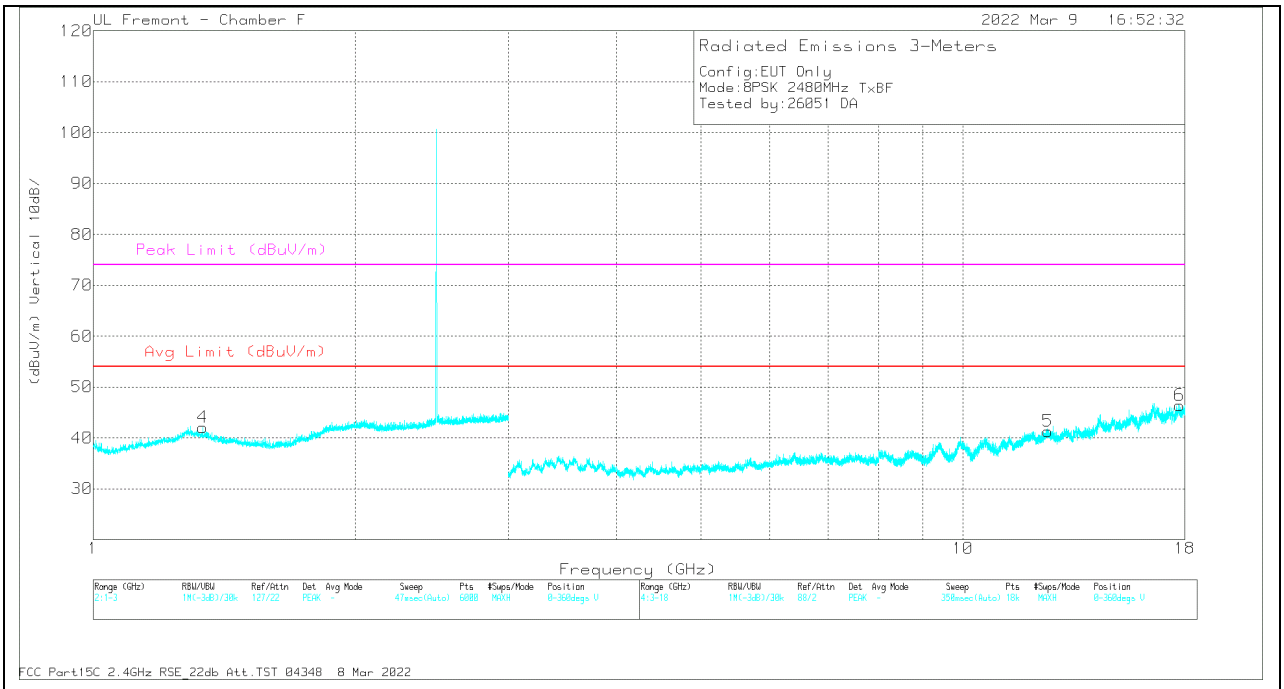

VERTICAL

UL LLC.
47173 Benicia Street, Fremont, CA 94538; USA. TEL:(510) 319-4000 FAX:(510) 661-0888
This report shall not be reproduced except in full, without the written approval of UL LLC.

RADIATED EMISSIONS

Marker	Frequency (GHz)	Meter Reading (dBuV)	Det	AF T120 (dB/m)	Amp/Cbl/Fltr/Pad (dB)	Corrected Reading (dBuV/m)	Avg Limit (dBuV/m)	Margin (dB)	Peak Limit (dBuV/m)	PK Margin (dB)	Azimuth (Degs)	Height (cm)	Polarity
1	* 1.317282	58.96	PKFH	30	-38.9	50.06	-	-	74	-23.94	300	200	H
	* 1.315318	45	VA1T	30.1	-38.8	36.3	54	-17.7	-	-	300	200	H
4	* 1.337212	58.31	PKFH	29.7	-38.8	49.21	-	-	74	-24.79	205	101	V
	* 1.3354	44.98	VA1T	29.8	-38.8	35.98	54	-18.02	-	-	205	101	V
2	* 12.51057	55.13	PKFH	39.6	-44.8	49.93	-	-	74	-24.07	220	200	H
	* 12.510567	41.26	VA1T	39.6	-44.8	36.06	54	-17.94	-	-	220	200	H
3	* 17.735173	56.94	PKFH	41.5	-45.1	53.34	-	-	74	-20.66	290	200	H
	* 17.738326	43.51	VA1T	41.6	-45	40.11	54	-13.89	-	-	290	200	H
5	* 12.521511	54.78	PKFH	39.6	-44.9	49.48	-	-	74	-24.52	325	101	V
	* 12.523089	41.36	VA1T	39.6	-44.9	36.06	54	-17.94	-	-	325	101	V
6	* 17.764422	56.62	PKFH	41.7	-45	53.32	-	-	74	-20.68	25	200	V
	* 17.76468	43.57	VA1T	41.7	-45	40.27	54	-13.73	-	-	25	200	V

* - indicates frequency in CFR47 Pt 15 / IC RSS-Restricted Band
PKFH FHSS/BT RB=100k for Frequencies<1GHz / RB=1MHz for Frequencies>1GHz, VB=3 x RB, Peak
VA1T - FHSS: Linear Voltage Average VB=1/Ton where: Ton is transmit duration

UL LLC.
47173 Benicia Street, Fremont, CA 94538; USA. TEL:(510) 319-4000 FAX:(510) 661-0888
This report shall not be reproduced except in full, without the written approval of UL LLC.

10.2. WORST CASE BELOW 1 GHZ

SPURIOUS EMISSIONS 30 TO 1000 MHz (WORST-CASE CONFIGURATION)

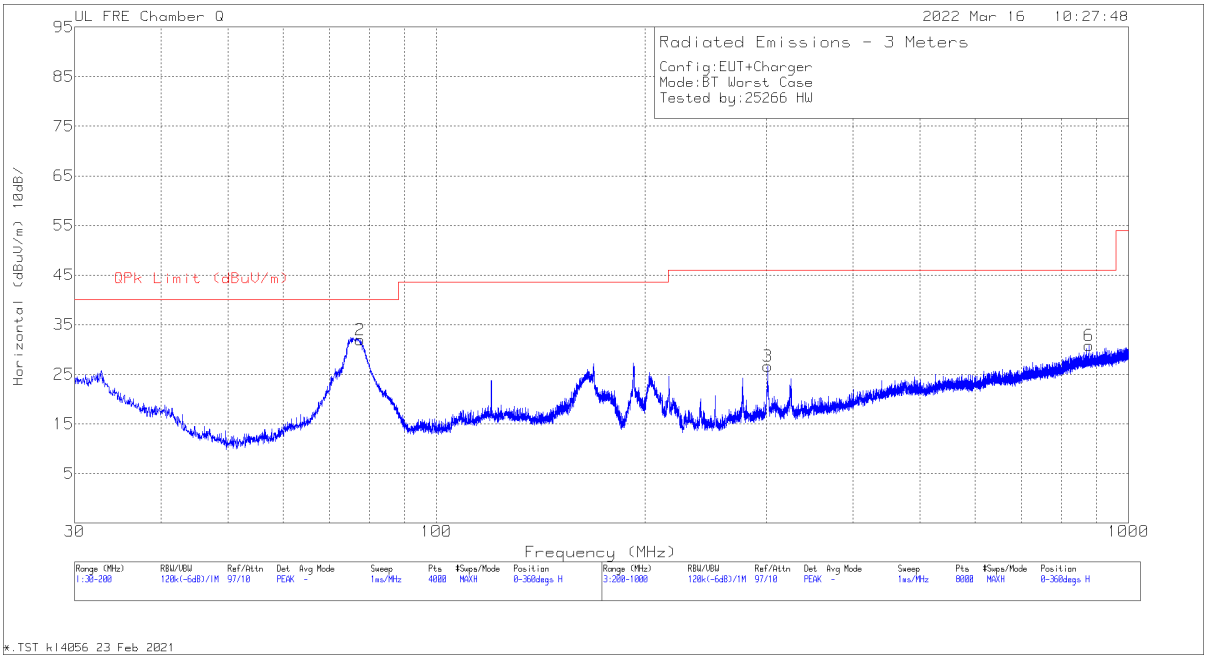

HORIZONTAL

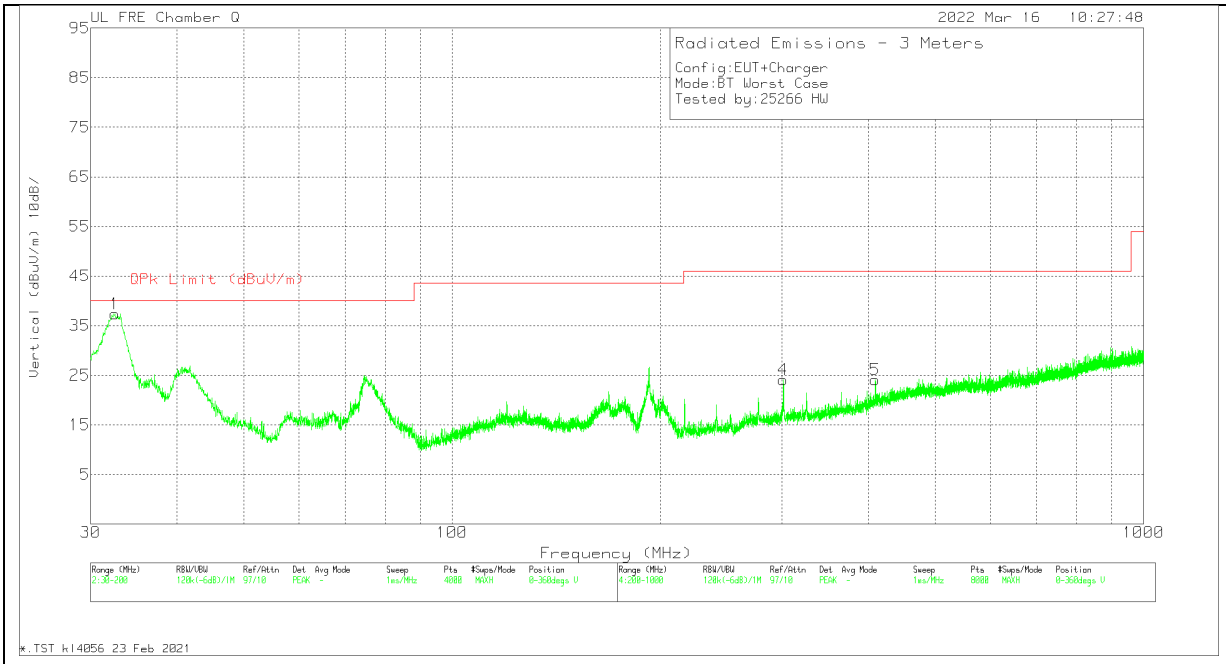

VERTICAL

UL LLC.
47173 Benicia Street, Fremont, CA 94538; USA. TEL:(510) 319-4000 FAX:(510) 661-0888

This report shall not be reproduced except in full, without the written approval of UL LLC.

Below 1GHz Data

Marker	Frequency (MHz)	Meter Reading (dBuV)	Det	174373 AF (dB/m)	Amp Cbl (Db)	Corrected Reading (dBuV/m)	QPk Limit (dBuV/m)	Margin (dB)	Azimuth (Degs)	Height (cm)	Polarity
1	32.5507	40.55	Qp	25.1	-32.3	33.35	40	-6.65	340	109	V
2	77.5698	41.16	Qp	13.7	-32	22.86	40	-17.14	324	265	H
3	301.013	34.64	Qp	18.9	-30.9	22.64	46.02	-23.38	16	102	H
4	301.313	31.32	Qp	18.9	-30.9	19.32	46.02	-26.7	78	148	V
5	409.327	24.32	Qp	21.6	-30.6	15.32	46.02	-30.7	102	139	V
6	876.988	20.61	Qp	27.3	-28.5	19.41	46.02	-26.61	222	106	H

Qp - Quasi-Peak detector

UL LLC.
47173 Benicia Street, Fremont, CA 94538; USA. TEL:(510) 319-4000 FAX:(510) 661-0888
This report shall not be reproduced except in full, without the written approval of UL LLC.

10.3. WORST CASE 18-26 GHZ

SPURIOUS EMISSIONS 18-26 GHz (WORST-CASE CONFIGURATION)

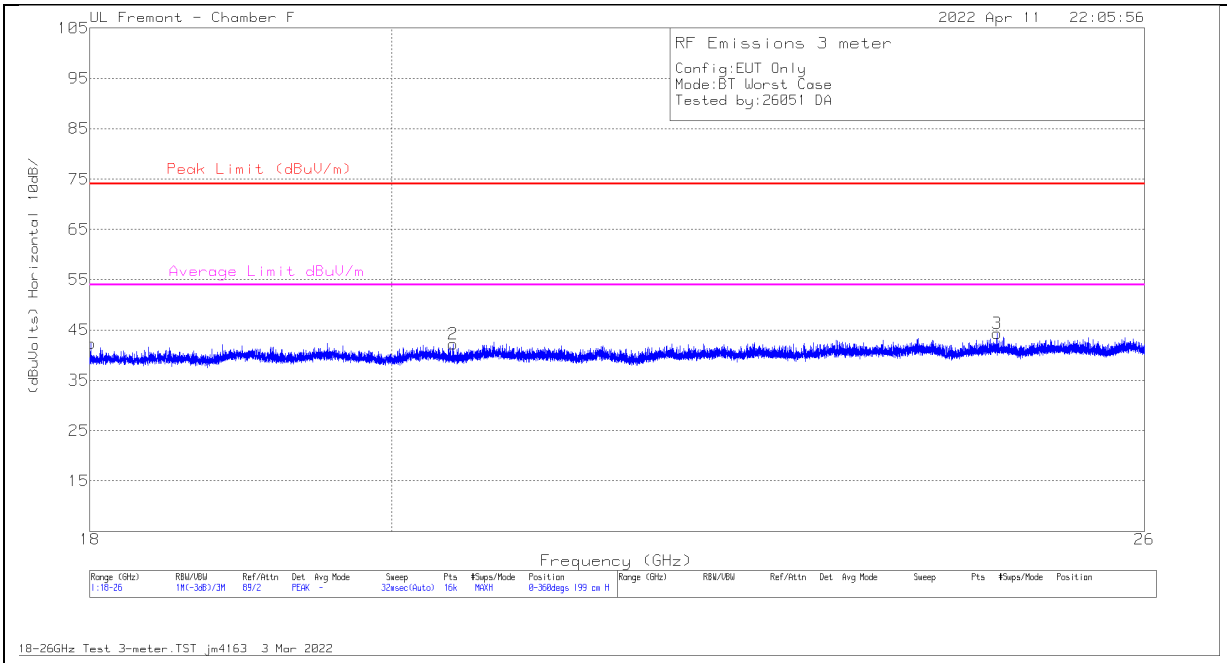

HORIZONTAL

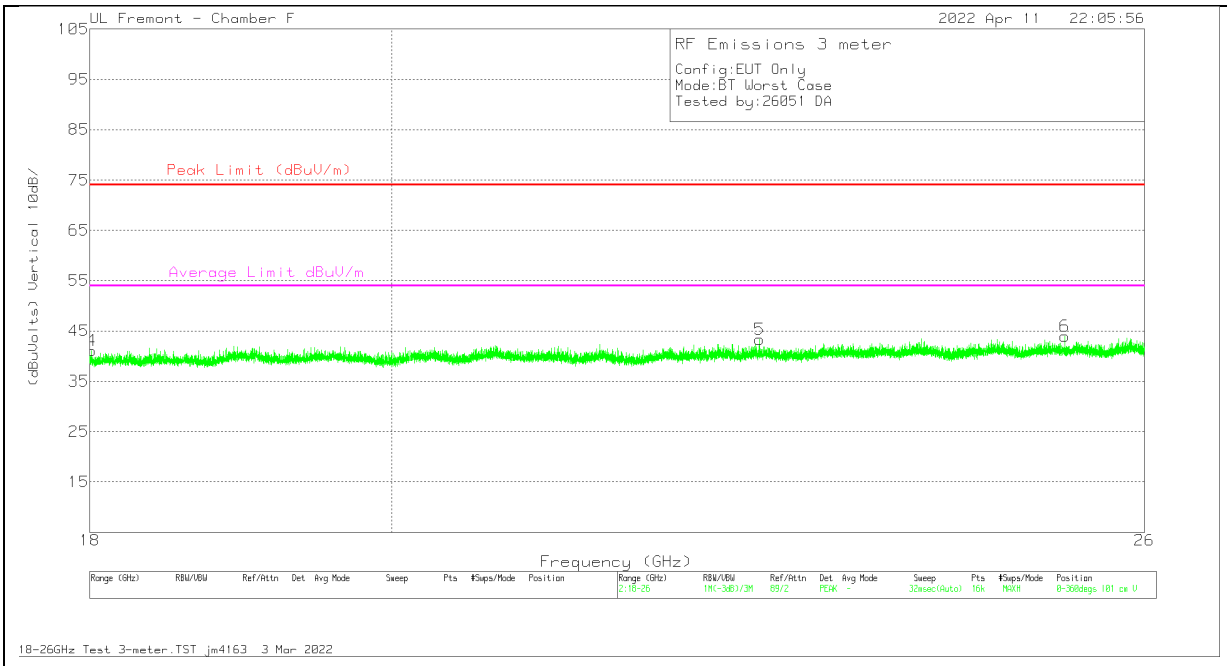

VERTICAL

UL LLC.
47173 Benicia Street, Fremont, CA 94538; USA. TEL:(510) 319-4000 FAX:(510) 661-0888
This report shall not be reproduced except in full, without the written approval of UL LLC.

18 – 26GHz DATA

Marker	Frequency (GHz)	Meter Reading (dBuV)	Det	81140 AF (dB/m)	Cables (dB)	215705 Amp Kit (dB)	Corrected Reading (dBuV/m)	Peak Limit (dBuV/m)	PK Margin (dB)	Average Limit dBuV/m	Margin (dB)	Azimuth (Degs)	Height (cm)	Polarity
1	* 18.0055	53.83	Pk	32.5	17.3	-61.3	42.33	74	-31.67	54	-11.67	0-360	199	H
2	* 20.4315	50.56	Pk	33	18.5	-59.8	42.26	74	-31.74	54	-11.74	0-360	199	H
3	24.6965	51.09	Pk	34	20.4	-61.2	44.29	74	-29.71	54	-9.71	0-360	101	H
4	* 18.0095	52.58	Pk	32.5	17.3	-61.3	41.08	74	-32.92	54	-12.92	0-360	200	V
5	* 22.737	51.29	Pk	33.4	19.5	-60.9	43.29	74	-30.71	54	-10.71	0-360	101	V
6	25.286	50.51	Pk	34.1	20.6	-61.2	44.01	74	-29.99	54	-9.99	0-360	101	V

* - indicates frequency in CFR47 Pt 15 / IC RSS-Restricted Band
Pk - Peak detector

UL LLC.
47173 Benicia Street, Fremont, CA 94538; USA. TEL:(510) 319-4000 FAX:(510) 661-0888
This report shall not be reproduced except in full, without the written approval of UL LLC.

11. AC POWER LINE CONDUCTED EMISSIONS

LIMITS

FCC §15.207 (a)

RSS-Gen 8.8

Frequency of Emission (MHz)	Conducted Limit (dBµV)	
	Quasi-peak	Average
0.15-0.5	66 to 56 *	56 to 46 *
0.5-5	56	46
5-30	60	50

*Decreases with the logarithm of the frequency.

TEST PROCEDURE

The EUT is placed on a non-conducting table 40 cm from the vertical ground plane and 80 cm above the horizontal ground plane. The EUT is configured in accordance with ANSI C63.10.

The receiver is set to a resolution bandwidth of 9 kHz. Peak detection is used unless otherwise noted as quasi-peak or average.

Line conducted data is recorded for both NEUTRAL and HOT lines.

RESULTS

UL LLC.
47173 Benicia Street, Fremont, CA 94538; USA. TEL:(510) 319-4000 FAX:(510) 661-0888
This report shall not be reproduced except in full, without the written approval of UL LLC.

11.1. AC Power Line With AC/DC Adapter

LINE 1 RESULTS

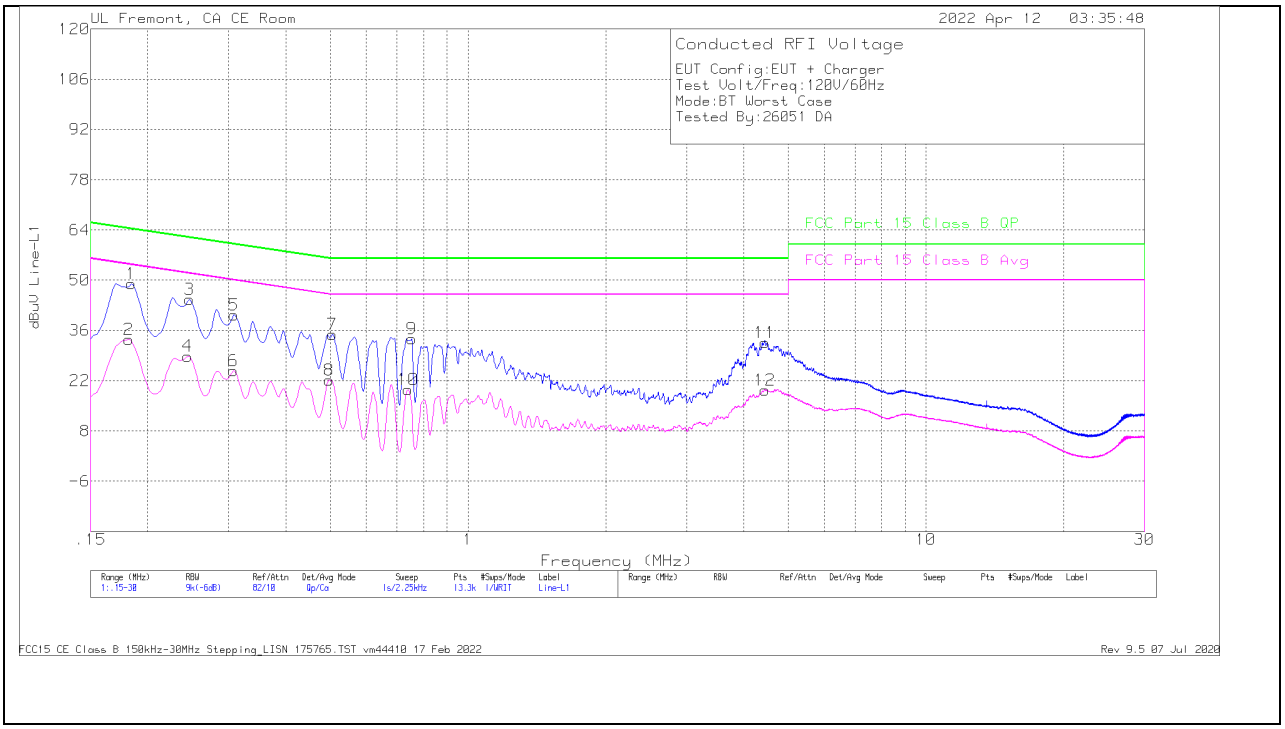

Range 1: Line-L1 .15 - 30MHz											
Marker	Frequency (MHz)	Meter Reading (dBuV)	Det	175765 LISN L1 (dB)	C1&C3 cable (dB)	TekBox Limiter TBFL1 Model 207(dB)	Corrected Reading dBuV	FCC Part 15 Class B QP dBuV	QP Margin (dB)	FCC Part 15 Class B Avg dBuV	Av(CISPR)Margin (dB)
2	.1815	23.94	Ca	.1	0	9.4	33.44	-	-	54.42	-20.98
4	.2445	19.58	Ca	0	0	9.3	28.88	-	-	51.94	-23.06
6	.3075	15.53	Ca	0	0	9.3	24.83	-	-	50.04	-25.21
8	.49763	12.88	Ca	0	0	9.3	22.18	-	-	46.04	-23.86
10	.7395	10.07	Ca	0	.1	9.3	19.47	-	-	46	-26.53
12	4.4565	10.02	Ca	0	.1	9.3	19.42	-	-	46	-26.58
1	.18375	39.46	Qp	.1	0	9.4	48.96	64.31	-15.35	-	-
3	.24675	35.34	Qp	0	0	9.3	44.64	61.87	-17.23	-	-
5	.30863	30.95	Qp	0	0	9.3	40.25	60.01	-19.76	-	-
7	.5055	25.68	Qp	0	0	9.3	34.98	56	-21.02	-	-
9	.753	24.2	Qp	0	.1	9.3	33.6	56	-22.4	-	-
11	4.4565	23.18	Qp	0	.1	9.3	32.58	56	-23.42	-	-

Qp - Quasi-Peak detector
Ca - CISPR average detection

UL LLC.
47173 Benicia Street, Fremont, CA 94538; USA. TEL:(510) 319-4000 FAX:(510) 661-0888
This report shall not be reproduced except in full, without the written approval of UL LLC.

LINE 2 RESULTS

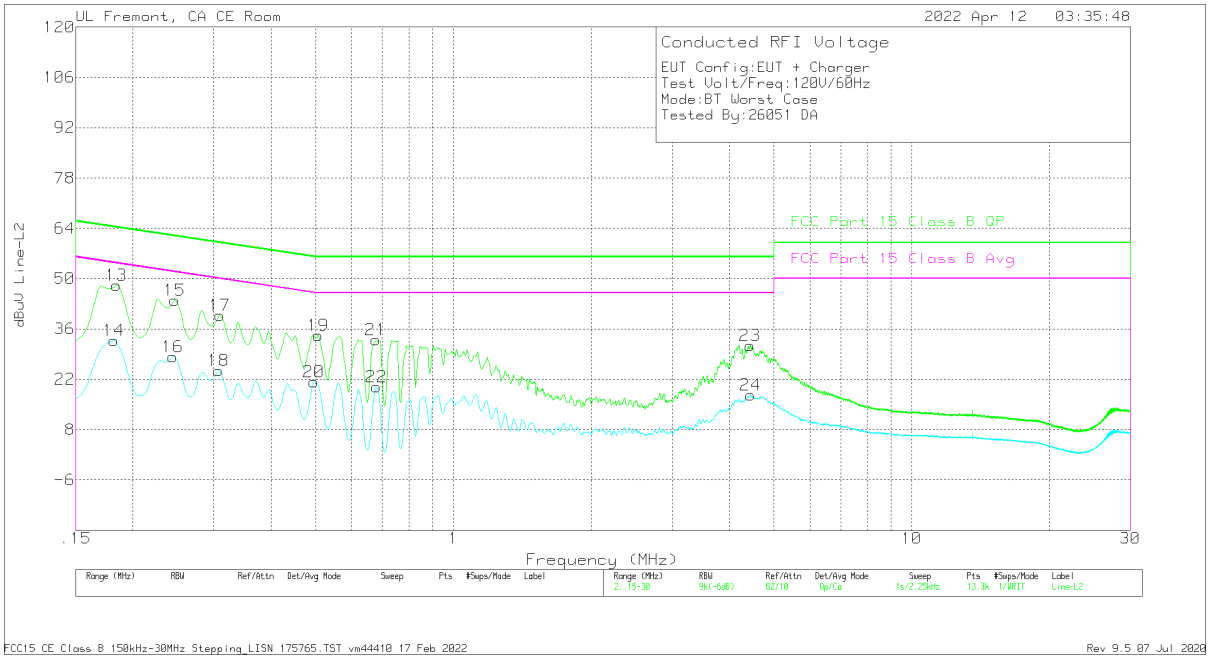

Range 2: Line-L2 .15 - 30MHz											
Marker	Frequency (MHz)	Meter Reading (dBuV)	Det	175765 LISN L2 (dB)	C2&C3 cable (dB)	TekBox Limiter TBFL1 Model 207(dB)	Corrected Reading dBuV	FCC Part 15 Class B QP dBuV	QP Margin (dB)	FCC Part 15 Class B Avg dBuV	Av(CISPR)Margin (dB)
14	.1815	23.25	Ca	.1	0	9.4	32.75	-	-	54.42	-21.67
16	.2445	18.99	Ca	0	0	9.3	28.29	-	-	51.94	-23.65
18	.3075	15.13	Ca	0	0	9.3	24.43	-	-	50.04	-25.61
20	.4965	12.05	Ca	0	0	9.3	21.35	-	-	46.06	-24.71
22	.67875	10.56	Ca	0	.1	9.3	19.96	-	-	46	-26.04
24	4.4475	8.26	Ca	0	.1	9.3	17.66	-	-	46	-28.34
13	.18375	38.65	Qp	.1	0	9.4	48.15	64.31	-16.16	-	-
15	.24675	34.73	Qp	0	0	9.3	44.03	61.87	-17.84	-	-
17	.30975	30.5	Qp	0	0	9.3	39.8	59.98	-20.18	-	-
19	.50775	24.85	Qp	0	0	9.3	34.15	56	-21.85	-	-
21	.6765	23.6	Qp	0	.1	9.3	33	56	-23	-	-
23	4.443	22.05	Qp	0	.1	9.3	31.45	56	-24.55	-	-

Qp - Quasi-Peak detector
Ca - CISPR average detection

UL LLC.
47173 Benicia Street, Fremont, CA 94538; USA. TEL:(510) 319-4000 FAX:(510) 661-0888
This report shall not be reproduced except in full, without the written approval of UL LLC.

11.2. AC Power Line With Laptop

LINE 1 RESULTS

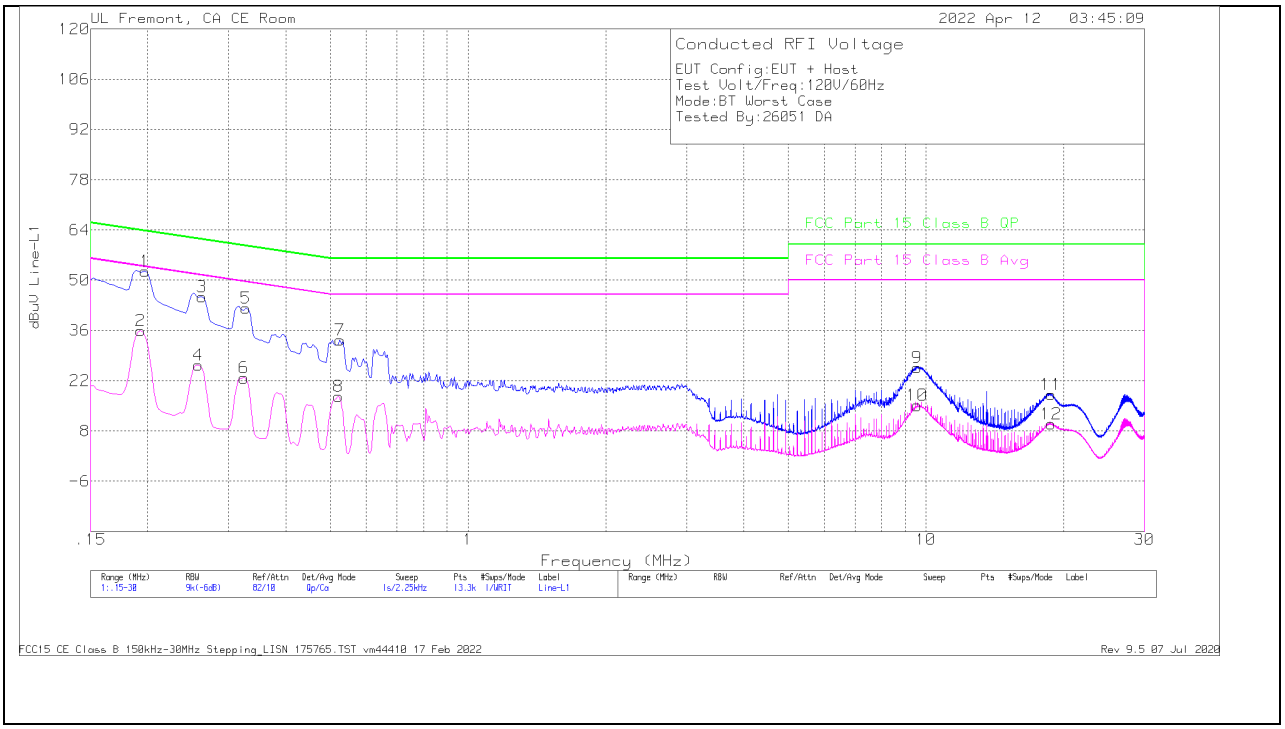

Range 1: Line-L1 .15 - 30MHz											
Marker	Frequency (MHz)	Meter Reading (dBuV)	Det	175765 LISN L1 (dB)	C1&C3 cable (dB)	TekBox Limiter TBFL1 Model 207(dB)	Corrected Reading dBuV	FCC Part 15 Class B QP dBuV	QP Margin (dB)	FCC Part 15 Class B Avg dBuV	Av(CISPR)Margin (dB)
2	.19275	26.52	Ca	.1	0	9.3	35.92	-	-	53.92	-18
4	.258	16.99	Ca	0	0	9.3	26.29	-	-	51.5	-25.21
6	.32438	13.48	Ca	0	0	9.3	22.78	-	-	49.59	-26.81
8	.52125	8.34	Ca	0	0	9.3	17.64	-	-	46	-28.36
10	9.57525	5.5	Ca	.1	.2	9.3	15.1	-	-	50	-34.9
12	18.76425	.42	Ca	.1	.2	9.3	10.02	-	-	50	-39.98
1	.19725	43.06	Qp	.1	0	9.3	52.46	63.73	-11.27	-	-
3	.2625	36.12	Qp	0	0	9.3	45.42	61.35	-15.93	-	-
5	.32775	32.92	Qp	0	0	9.3	42.22	59.51	-17.29	-	-
7	.52575	24	Qp	0	0	9.3	33.3	56	-22.7	-	-
9	9.57188	15.99	Qp	.1	.2	9.3	25.59	60	-34.41	-	-
11	18.75525	8.47	Qp	.1	.2	9.3	18.07	60	-41.93	-	-

Qp - Quasi-Peak detector
Ca - CISPR average detection

UL LLC.
47173 Benicia Street, Fremont, CA 94538; USA. TEL:(510) 319-4000 FAX:(510) 661-0888
This report shall not be reproduced except in full, without the written approval of UL LLC.

LINE 2 RESULTS

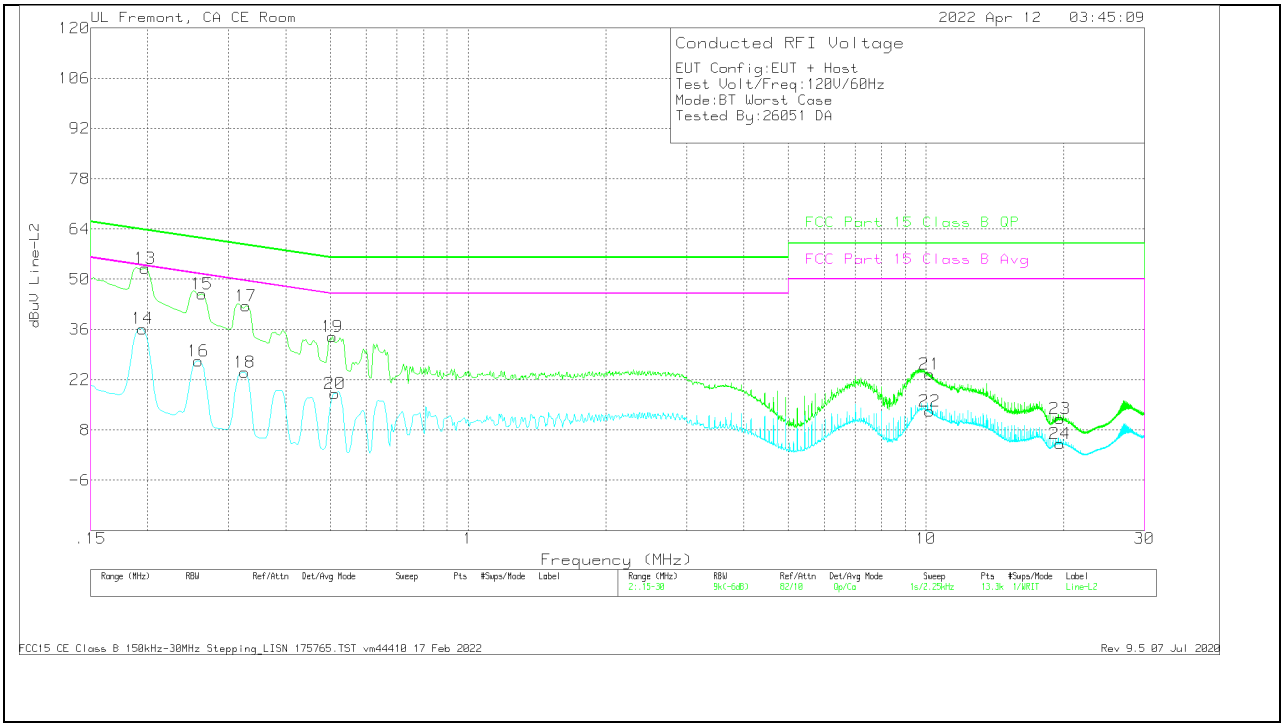

Range 2: Line-L2 .15 - 30MHz											
Marker	Frequency (MHz)	Meter Reading (dBuV)	Det	175765 LISN L2 (dB)	C2&C3 cable (dB)	TekBox Limiter TBFL1 Model 207(dB)	Corrected Reading dBuV	FCC Part 15 Class B QP dBuV	QP Margin (dB)	FCC Part 15 Class B Avg dBuV	Av(CISPR)Margin (dB)
14	.195	26.91	Ca	0	0	9.3	36.21	-	-	53.82	-17.61
16	.258	17.91	Ca	0	0	9.3	27.21	-	-	51.5	-24.29
18	.3255	14.76	Ca	0	0	9.3	24.06	-	-	49.57	-25.51
20	.51225	8.86	Ca	0	0	9.3	18.16	-	-	46	-27.84
22	10.19288	3.65	Ca	.1	.2	9.3	13.25	-	-	50	-36.75
24	19.61813	-5.36	Ca	.1	.2	9.3	4.24	-	-	50	-45.76
13	.19725	43.76	Qp	0	0	9.3	53.06	63.73	-10.67	-	-
15	.2625	36.59	Qp	0	0	9.3	45.89	61.35	-15.46	-	-
17	.32775	33.33	Qp	0	0	9.3	42.63	59.51	-16.88	-	-
19	.5055	24.68	Qp	0	0	9.3	33.98	56	-22.02	-	-
21	10.18725	13.96	Qp	.1	.2	9.3	23.56	60	-36.44	-	-
23	19.61475	1.58	Qp	.1	.2	9.3	11.18	60	-48.82	-	-

Qp - Quasi-Peak detector
Ca - CISPR average detection

UL LLC.
47173 Benicia Street, Fremont, CA 94538; USA. TEL:(510) 319-4000 FAX:(510) 661-0888
This report shall not be reproduced except in full, without the written approval of UL LLC.

12. SETUP PHOTOS

Please refer to 14040863-EP1V1 for setup photos

END OF TEST REPORT

UL LLC.
47173 Benicia Street, Fremont, CA 94538; USA. TEL:(510) 319-4000 FAX:(510) 661-0888

This report shall not be reproduced except in full, without the written approval of UL LLC.