9.8.5. LOW POWER BASIC DATA RATE GFSK MODULATION

ANT 4 SPURIOUS EMISSIONS, NON-HOPPING

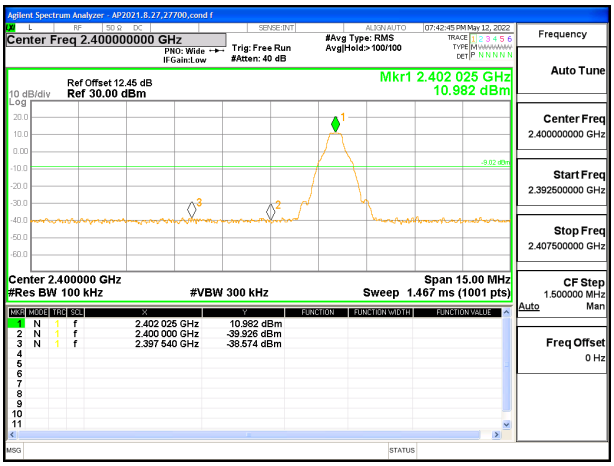

LOW CHANNEL BANDEDGE

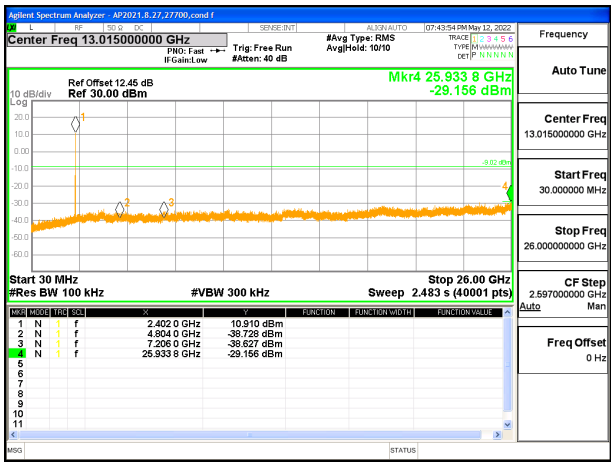

LOW CHANNEL OUT-OF-BAND

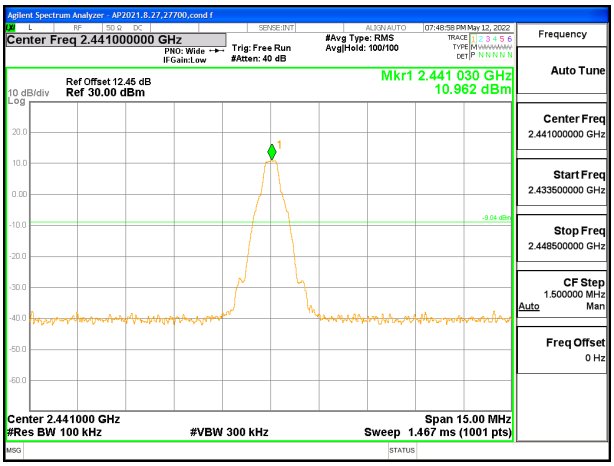

MID CHANNEL REFERENCE LEVEL

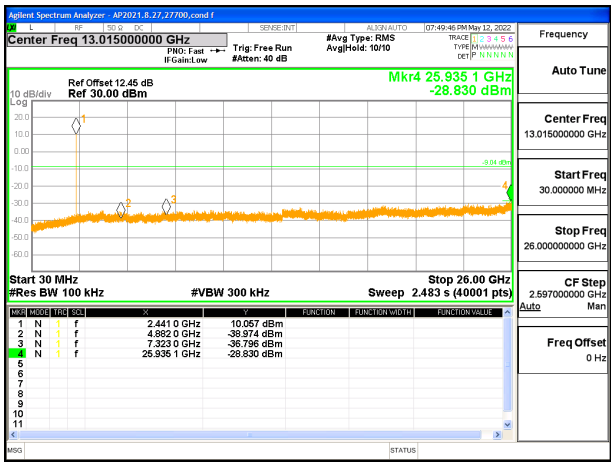

MID CHANNEL OUT-OF-BAND

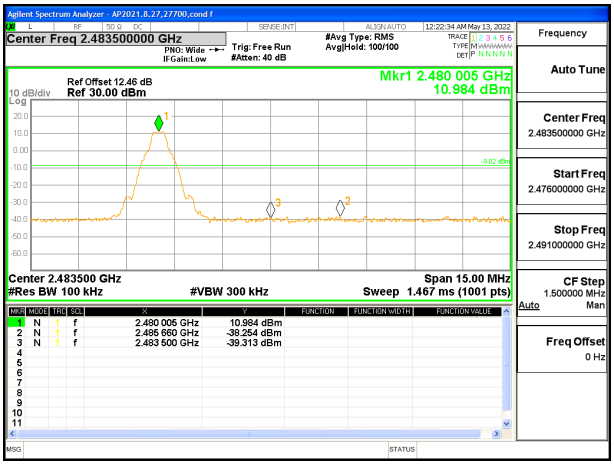

HIGH CHANNEL BANDEDGE

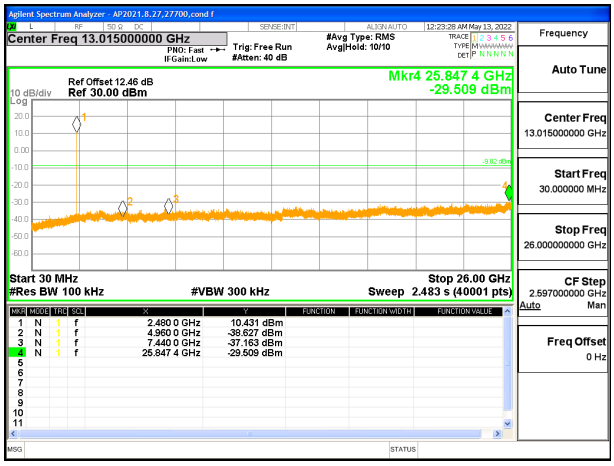

HIGH CHANNEL OUT-OF-BAND

UL LLC.
47173 Benicia Street, Fremont, CA 94538; USA. TEL:(510) 319-4000 FAX:(510) 661-0888
This report shall not be reproduced except in full, without the written approval of UL LLC.

ANT 4 SPURIOUS BANDEDGE EMISSIONS WITH HOPPING ON

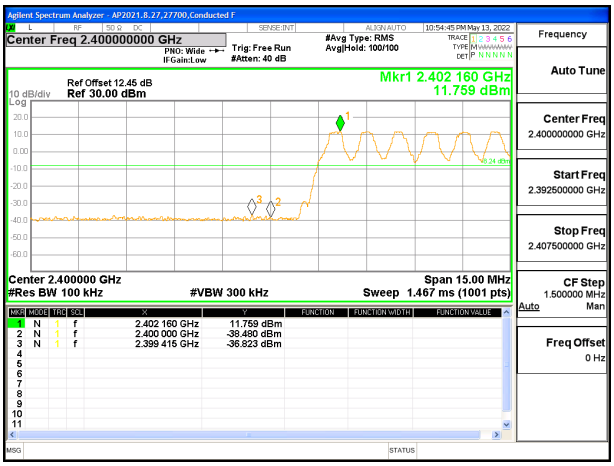

LOW BANDEDGE

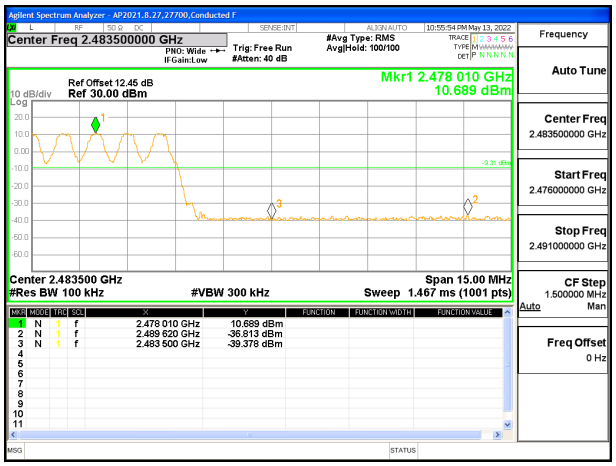

HIGH BANDEDGE

UL LLC.
47173 Benicia Street, Fremont, CA 94538; USA. TEL:(510) 319-4000 FAX:(510) 661-0888
This report shall not be reproduced except in full, without the written approval of UL LLC.

ANT 3 SPURIOUS EMISSIONS, NON-HOPPING

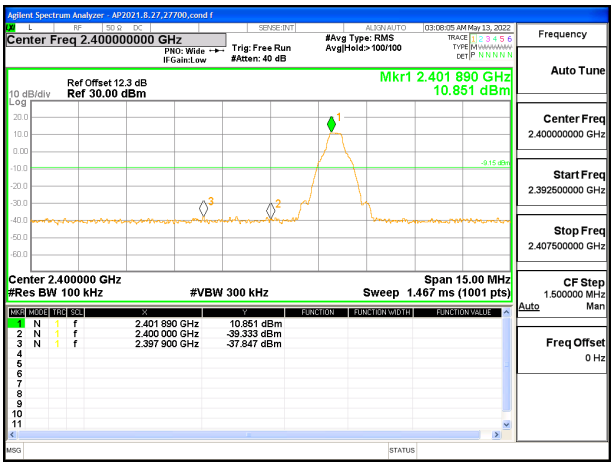

LOW CHANNEL BANDEDGE

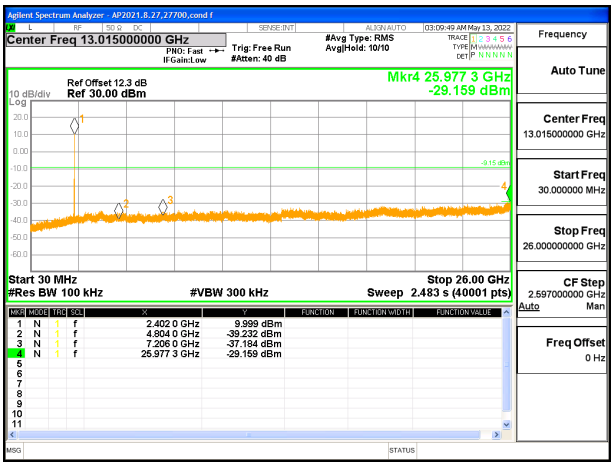

LOW CHANNEL OUT-OF-BAND

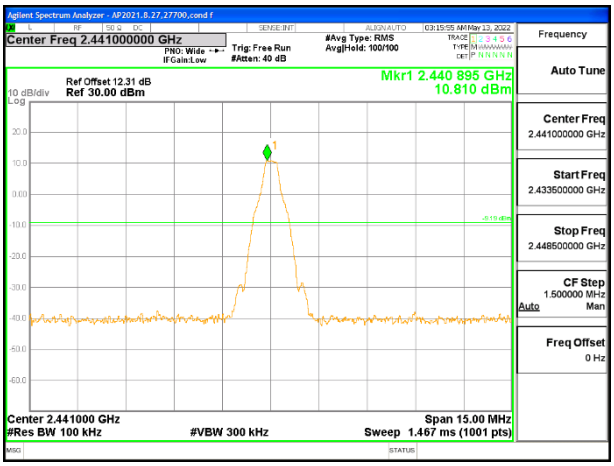

MID CHANNEL REFERENCE LEVEL

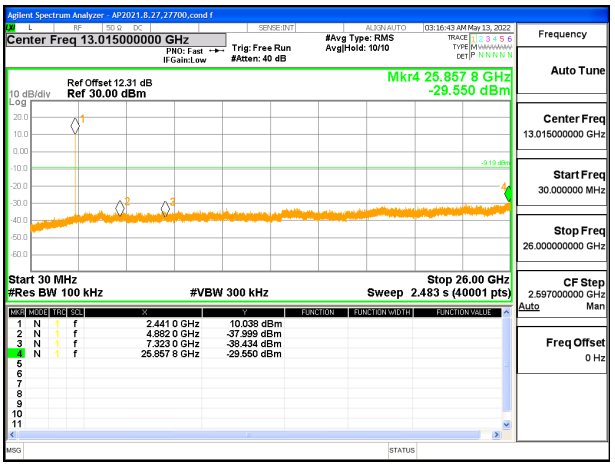

MID CHANNEL OUT-OF-BAND

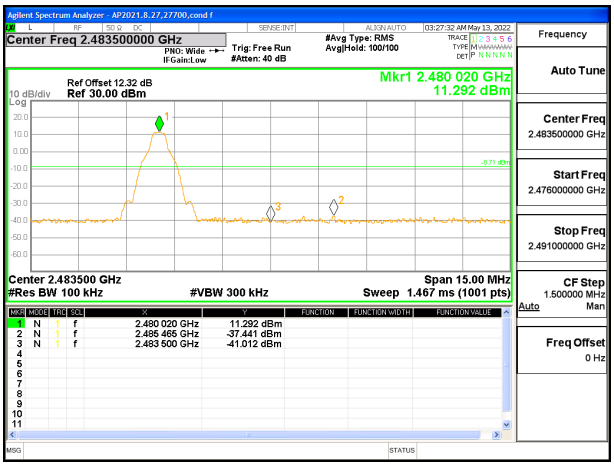

HIGH CHANNEL BANDEDGE

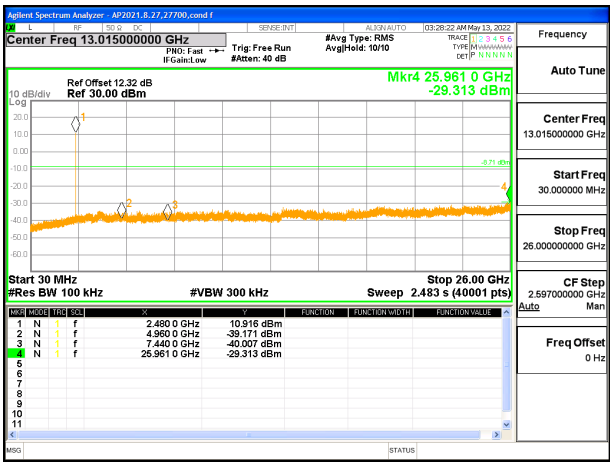

HIGH CHANNEL OUT-OF-BAND

UL LLC.
47173 Benicia Street, Fremont, CA 94538; USA. TEL:(510) 319-4000 FAX:(510) 661-0888

This report shall not be reproduced except in full, without the written approval of UL LLC.

ANT 3 SPURIOUS BANDEDGE EMISSIONS WITH HOPPING ON

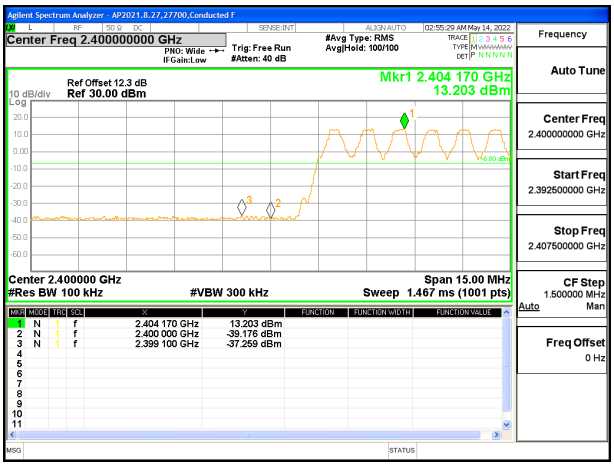

LOW BANDEDGE

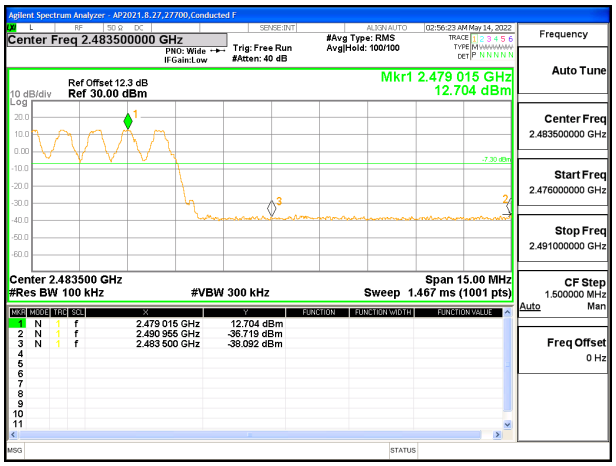

HIGH BANDEDGE

UL LLC.
47173 Benicia Street, Fremont, CA 94538; USA. TEL:(510) 319-4000 FAX:(510) 661-0888

This report shall not be reproduced except in full, without the written approval of UL LLC.

9.8.6. LOW POWER BASIC DATA RATE TXBF GFSK MODULATION

ANT 4 SPURIOUS EMISSIONS, NON-HOPPING

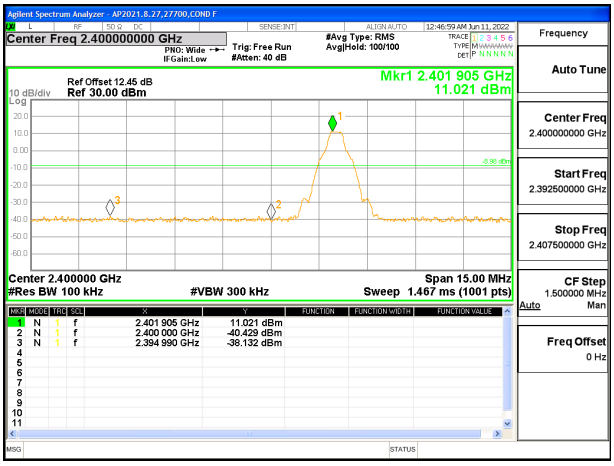

LOW CHANNEL BANDEDGE

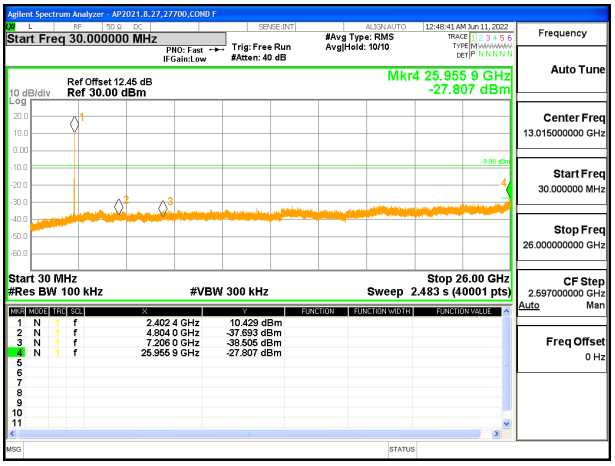

LOW CHANNEL OUT-OF-BAND

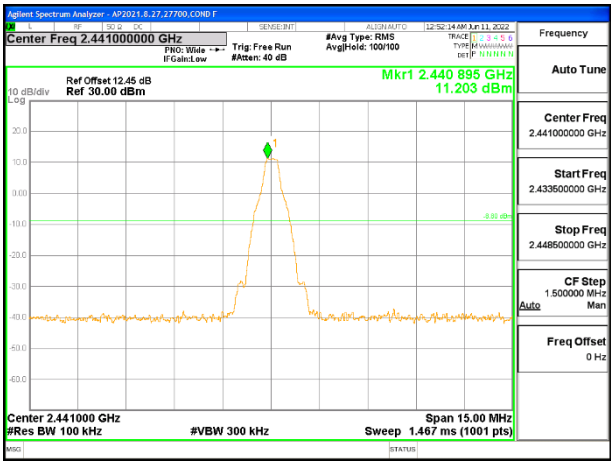

MID CHANNEL REFERENCE LEVEL

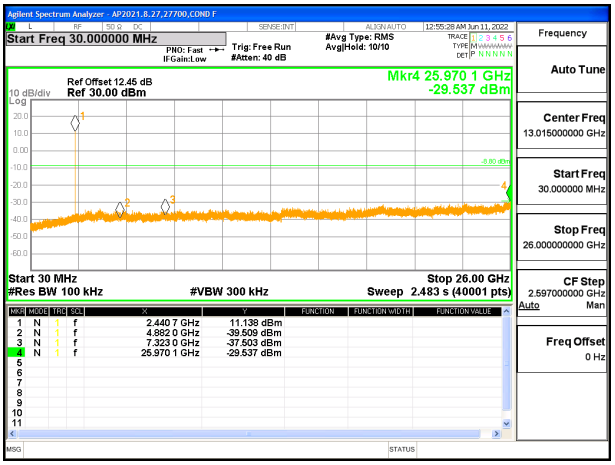

MID CHANNEL OUT-OF-BAND

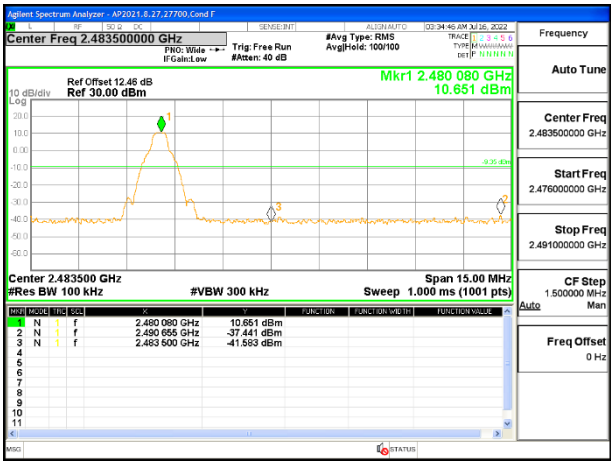

HIGH CHANNEL BANDEDGE

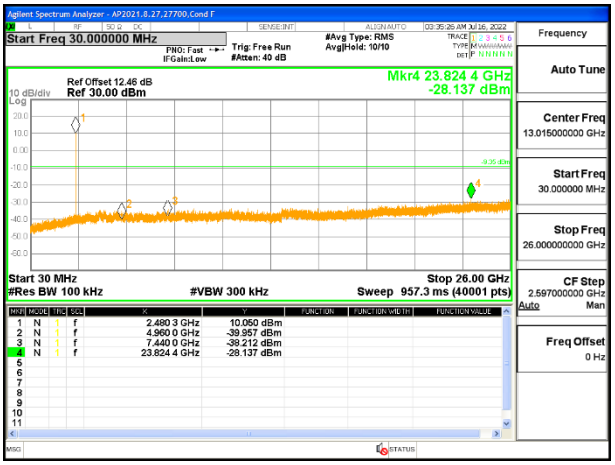

HIGH CHANNEL OUT-OF-BAND

UL LLC.
47173 Benicia Street, Fremont, CA 94538; USA. TEL:(510) 319-4000 FAX:(510) 661-0888
This report shall not be reproduced except in full, without the written approval of UL LLC.

ANT 4 SPURIOUS BANDEDGE EMISSIONS WITH HOPPING ON

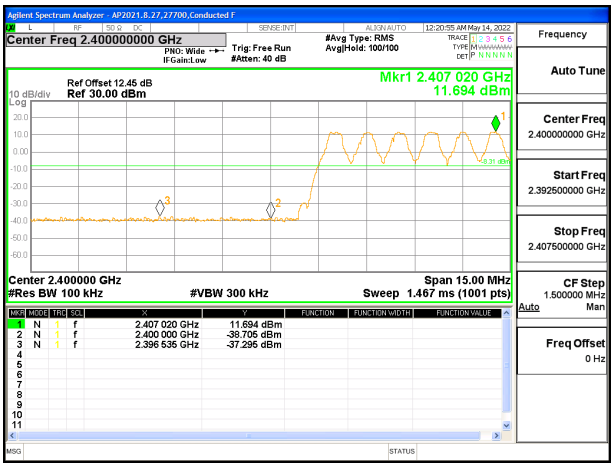

LOW BANDEDGE

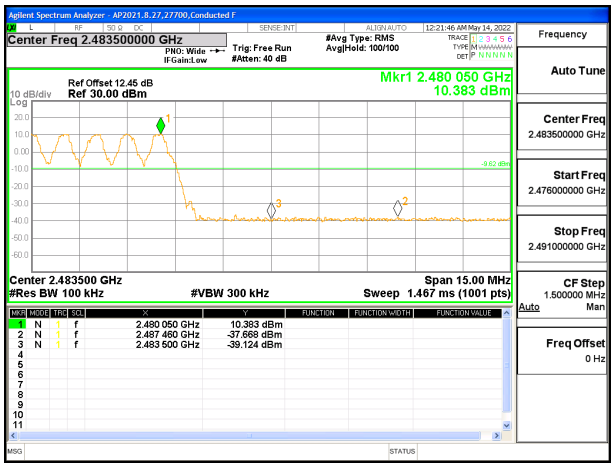

HIGH BANDEDGE

UL LLC.
47173 Benicia Street, Fremont, CA 94538; USA. TEL:(510) 319-4000 FAX:(510) 661-0888
This report shall not be reproduced except in full, without the written approval of UL LLC.

ANT 3 SPURIOUS EMISSIONS, NON-HOPPING

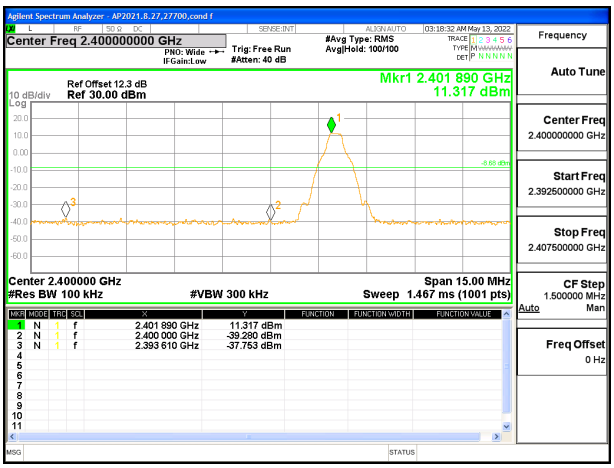

LOW CHANNEL BANDEDGE

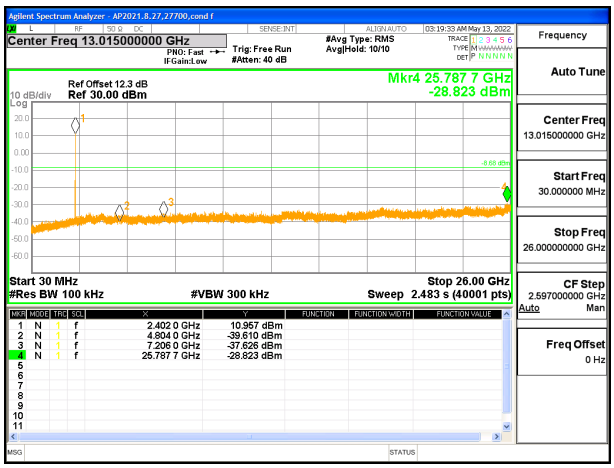

LOW CHANNEL OUT-OF-BAND

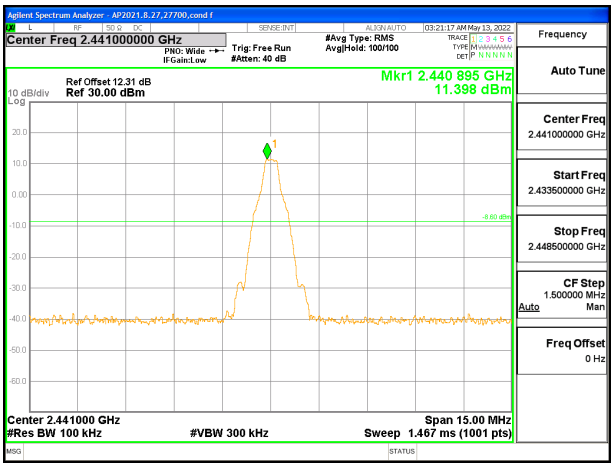

MID CHANNEL REFERENCE LEVEL

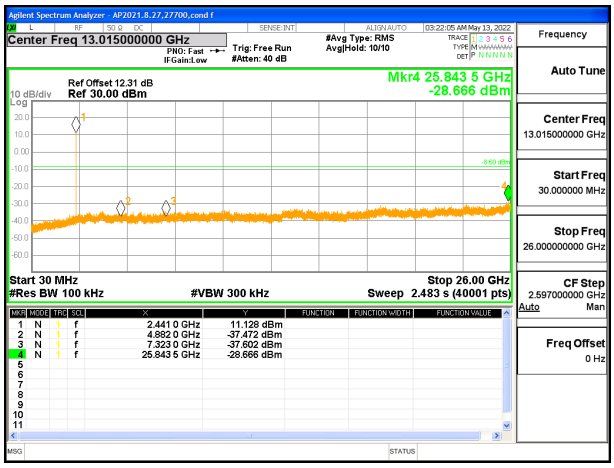

MID CHANNEL OUT-OF-BAND

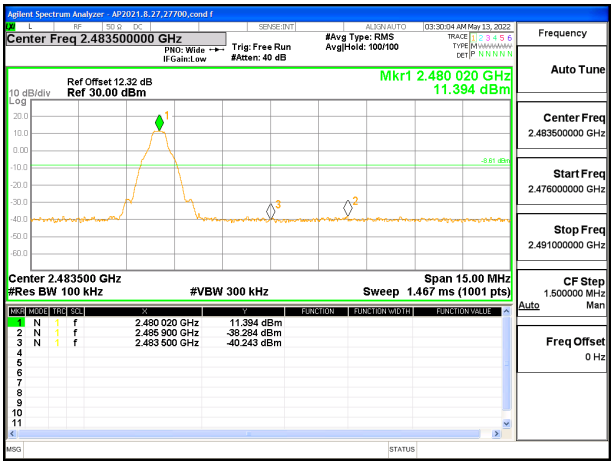

HIGH CHANNEL BANDEDGE

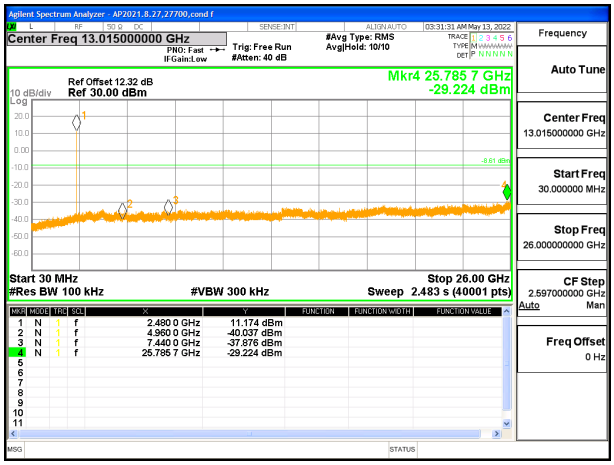

HIGH CHANNEL OUT-OF-BAND

UL LLC.
47173 Benicia Street, Fremont, CA 94538; USA. TEL:(510) 319-4000 FAX:(510) 661-0888
This report shall not be reproduced except in full, without the written approval of UL LLC.

ANT 3 SPURIOUS BANDEDGE EMISSIONS WITH HOPPING ON

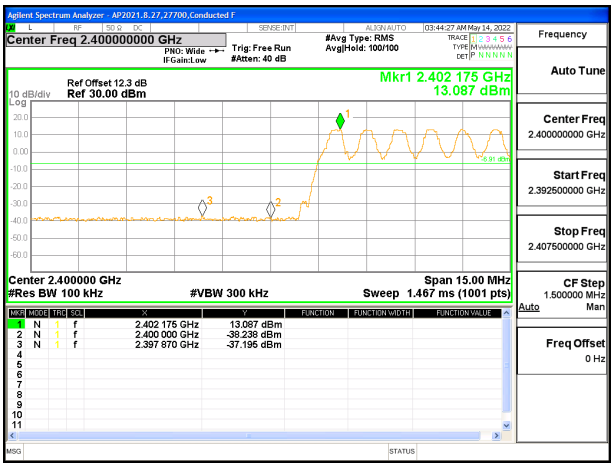

LOW BANDEDGE

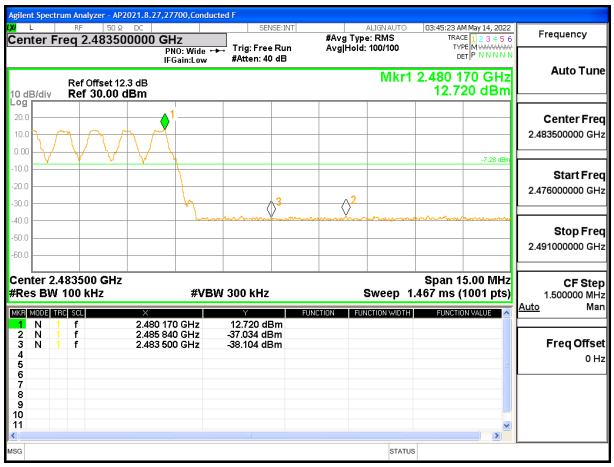

HIGH BANDEDGE

UL LLC.
47173 Benicia Street, Fremont, CA 94538; USA. TEL:(510) 319-4000 FAX:(510) 661-0888

This report shall not be reproduced except in full, without the written approval of UL LLC.

9.8.7. LOW POWER ENHANCED DATA RATE 8PSK MODULATION

ANT 4 SPURIOUS EMISSIONS, NON-HOPPING

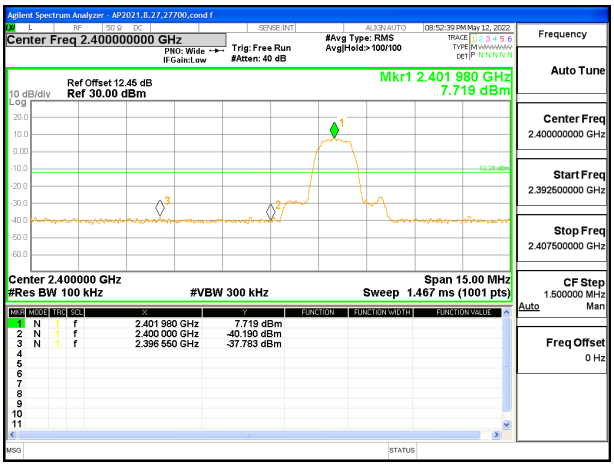

LOW CHANNEL BANDEDGE

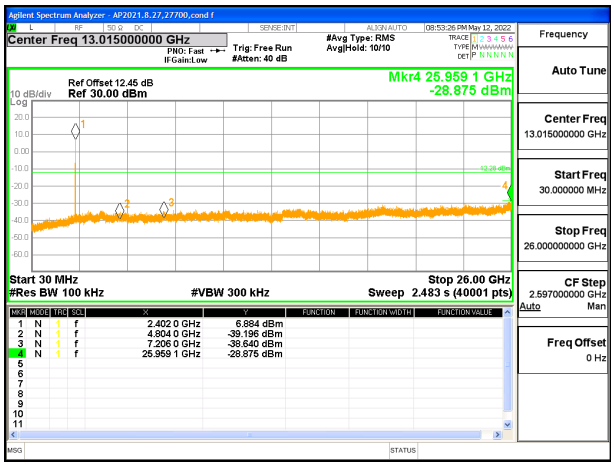

LOW CHANNEL OUT-OF-BAND

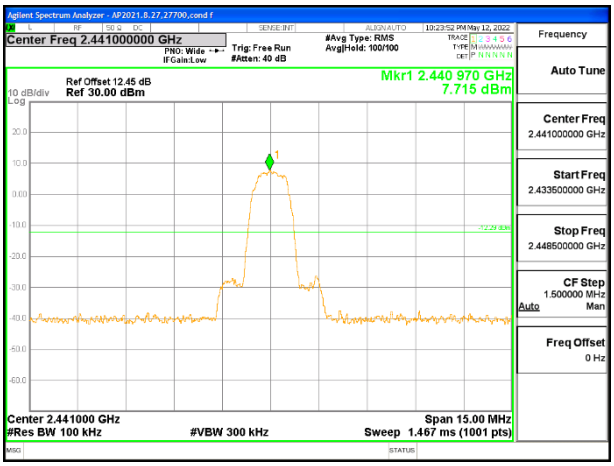

MID CHANNEL REFERENCE LEVEL

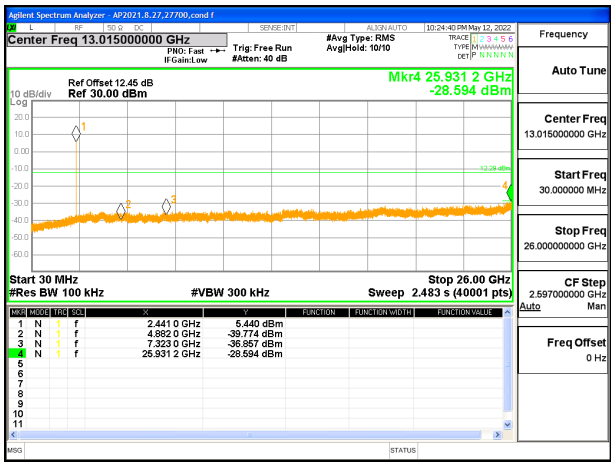

MID CHANNEL OUT-OF-BAND

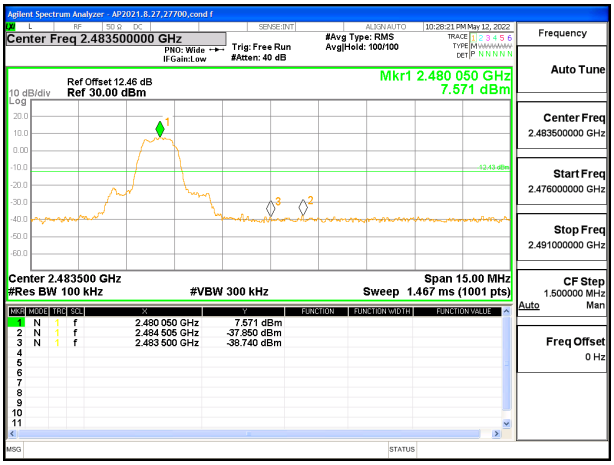

HIGH CHANNEL BANDEDGE

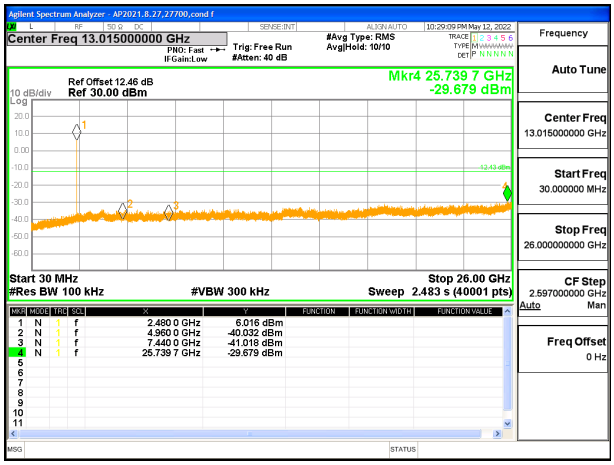

HIGH CHANNEL OUT-OF-BAND

UL LLC.
47173 Benicia Street, Fremont, CA 94538; USA. TEL:(510) 319-4000 FAX:(510) 661-0888
This report shall not be reproduced except in full, without the written approval of UL LLC.

ANT 4 SPURIOUS BANDEDGE EMISSIONS WITH HOPPING ON

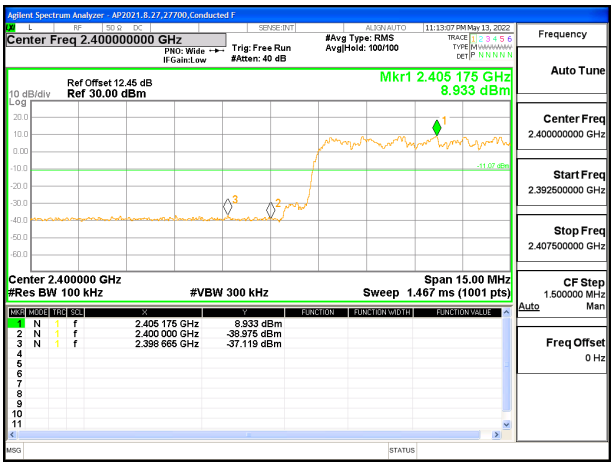

LOW BANDEDGE

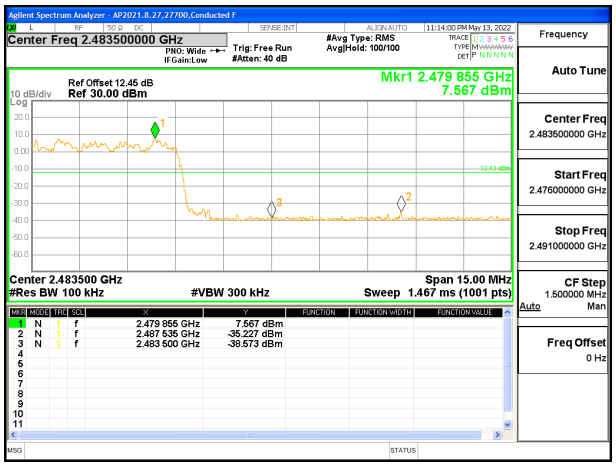

HIGH BANDEDGE

UL LLC.
47173 Benicia Street, Fremont, CA 94538; USA. TEL:(510) 319-4000 FAX:(510) 661-0888

This report shall not be reproduced except in full, without the written approval of UL LLC.

ANT 3 SPURIOUS EMISSIONS, NON-HOPPING

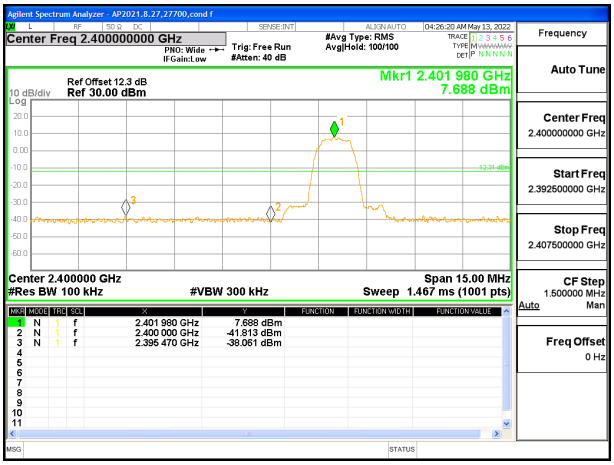

LOW CHANNEL BANDEDGE

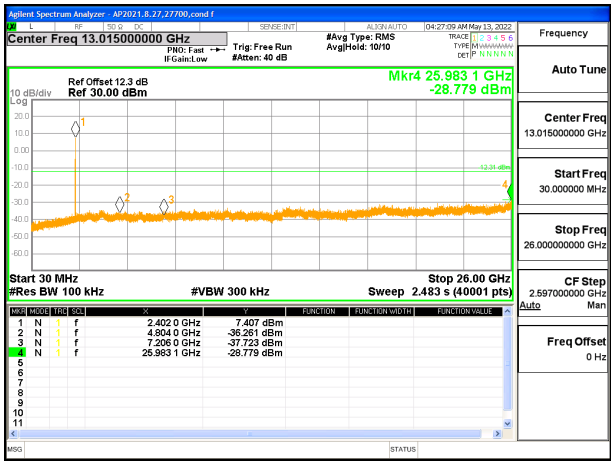

LOW CHANNEL OUT-OF-BAND

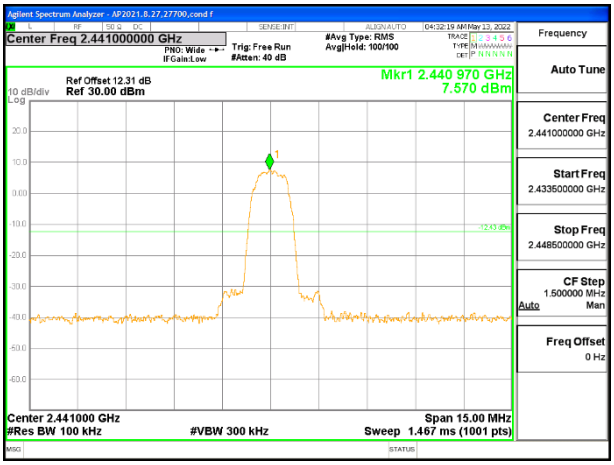

MID CHANNEL REFERENCE LEVEL

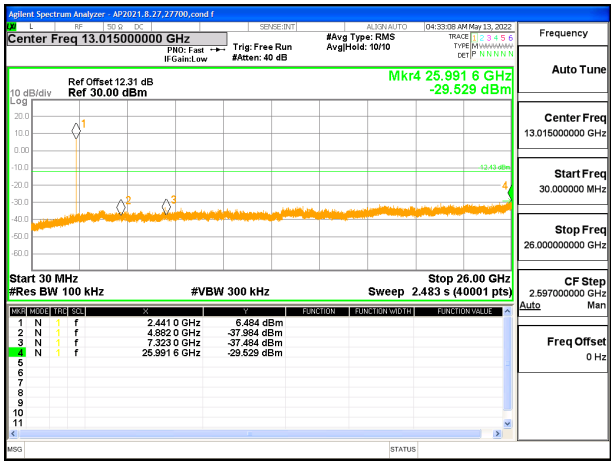

MID CHANNEL OUT-OF-BAND

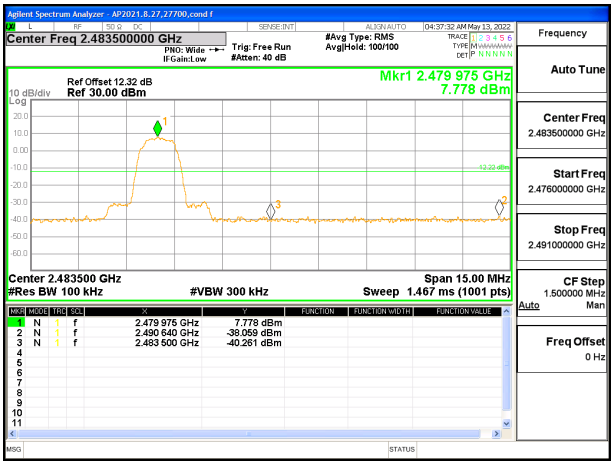

HIGH CHANNEL BANDEDGE

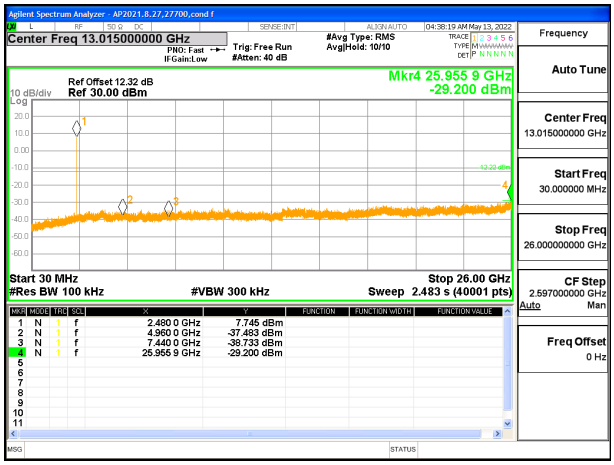

HIGH CHANNEL OUT-OF-BAND

UL LLC.
47173 Benicia Street, Fremont, CA 94538; USA. TEL:(510) 319-4000 FAX:(510) 661-0888

This report shall not be reproduced except in full, without the written approval of UL LLC.

ANT 3 SPURIOUS BANDEDGE EMISSIONS WITH HOPPING ON

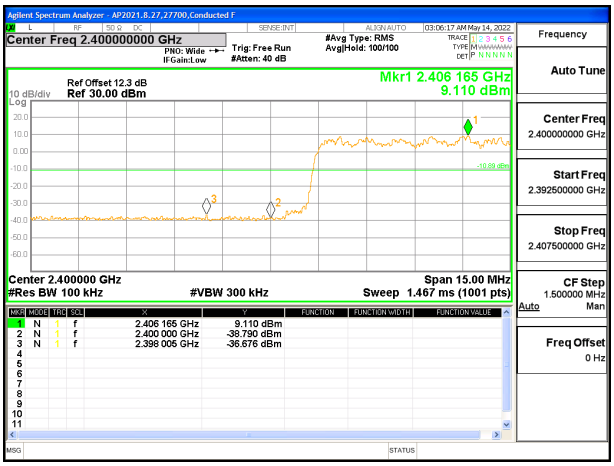

LOW BANDEDGE

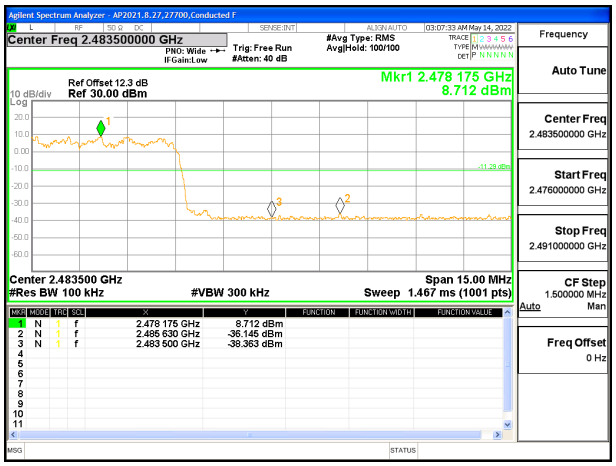

HIGH BANDEDGE

UL LLC.
47173 Benicia Street, Fremont, CA 94538; USA. TEL:(510) 319-4000 FAX:(510) 661-0888

This report shall not be reproduced except in full, without the written approval of UL LLC.

9.8.8. LOW POWER BASIC DATA RATE TXBF 8PSK MODULATION

ANT 4 SPURIOUS EMISSIONS, NON-HOPPING

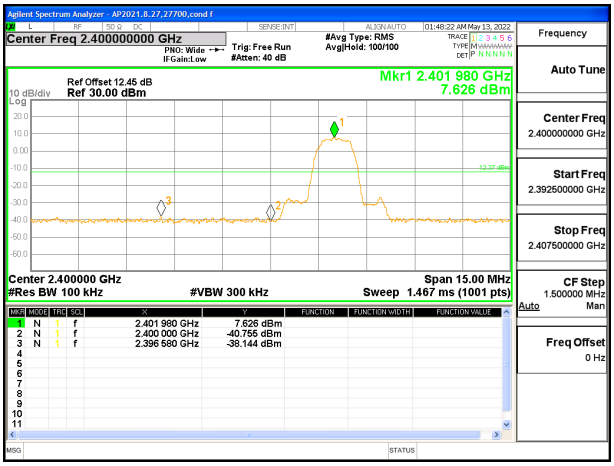

LOW CHANNEL BANDEDGE

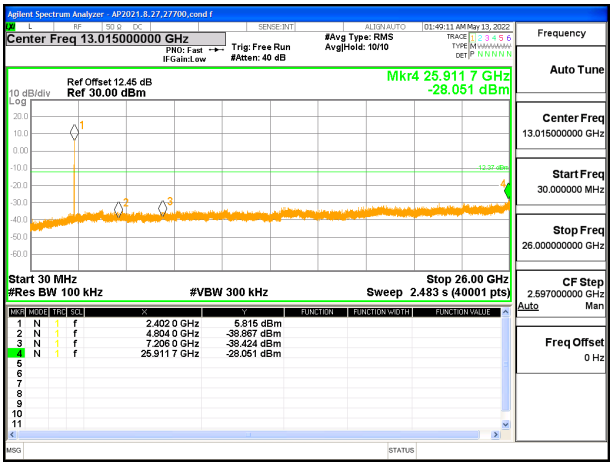

LOW CHANNEL OUT-OF-BAND

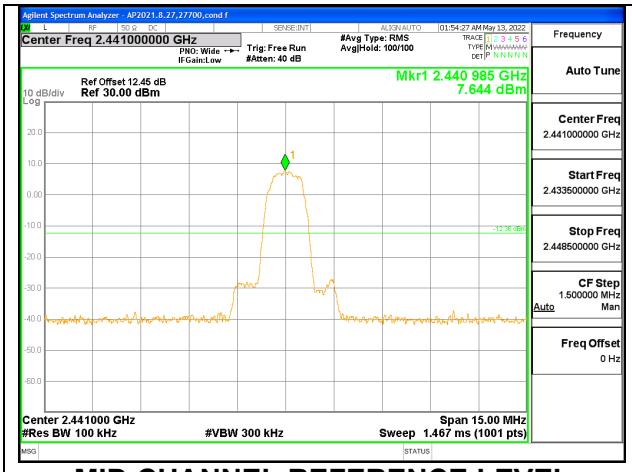

MID CHANNEL REFERENCE LEVEL

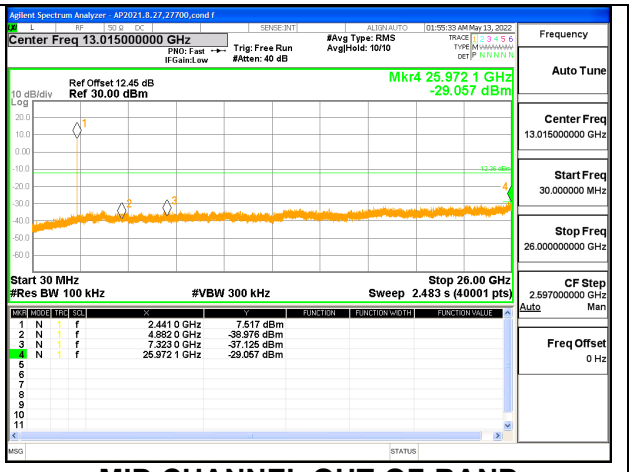

MID CHANNEL OUT-OF-BAND

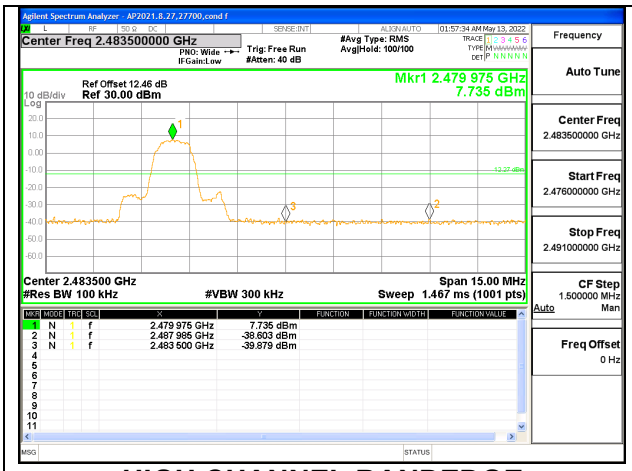

HIGH CHANNEL BANDEDGE

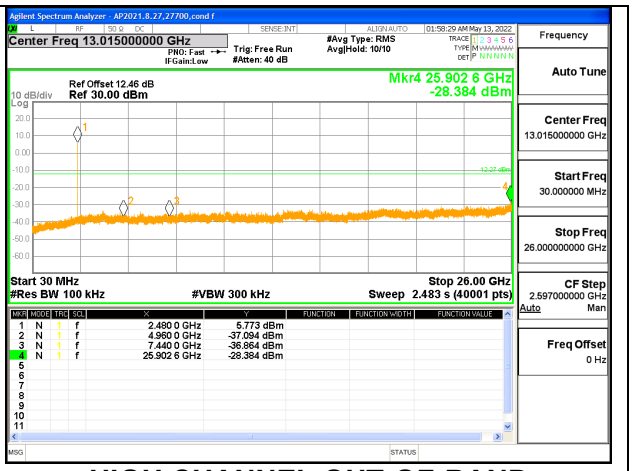

HIGH CHANNEL OUT-OF-BAND

UL LLC.
47173 Benicia Street, Fremont, CA 94538; USA. TEL:(510) 319-4000 FAX:(510) 661-0888
This report shall not be reproduced except in full, without the written approval of UL LLC.

ANT 4 SPURIOUS BANDEDGE EMISSIONS WITH HOPPING ON

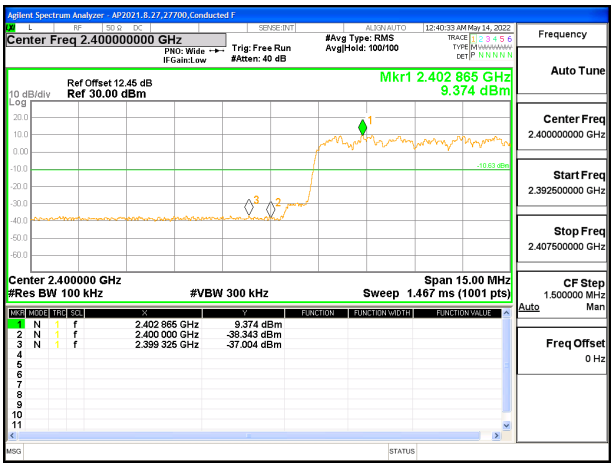

LOW BANDEDGE

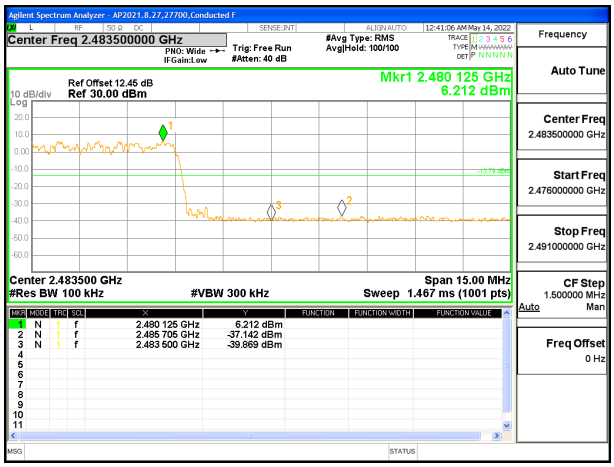

HIGH BANDEDGE

UL LLC.
47173 Benicia Street, Fremont, CA 94538; USA. TEL:(510) 319-4000 FAX:(510) 661-0888

This report shall not be reproduced except in full, without the written approval of UL LLC.

ANT 3 SPURIOUS EMISSIONS, NON-HOPPING

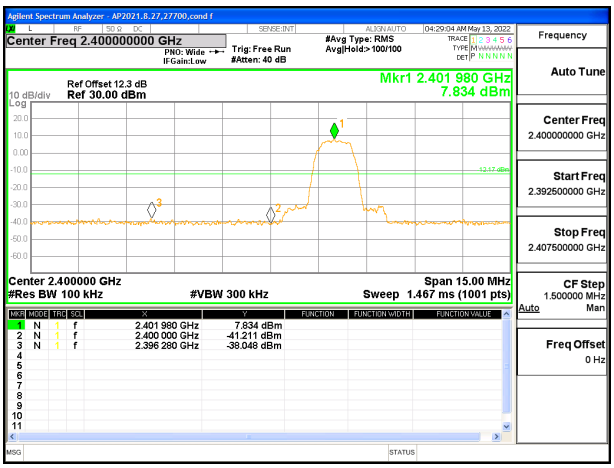

LOW CHANNEL BANDEDGE

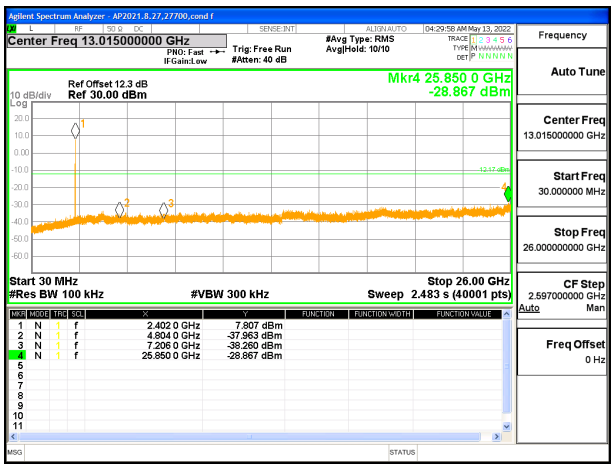

LOW CHANNEL OUT-OF-BAND

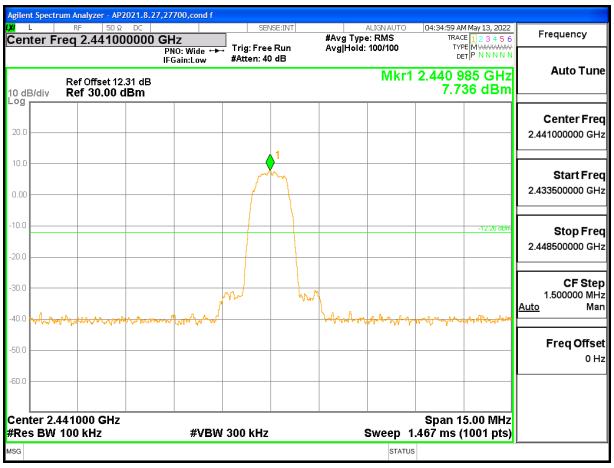

MID CHANNEL REFERENCE LEVEL

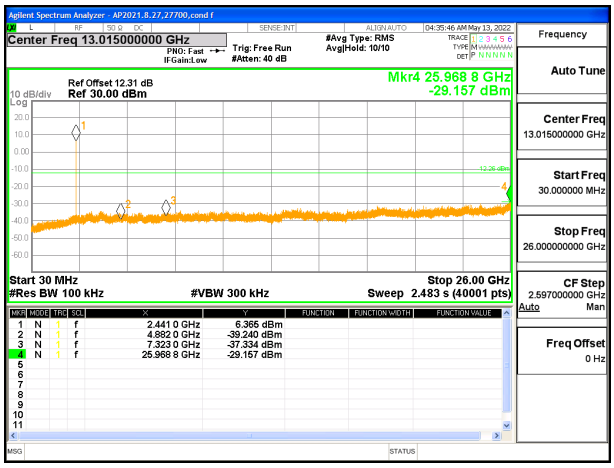

MID CHANNEL OUT-OF-BAND

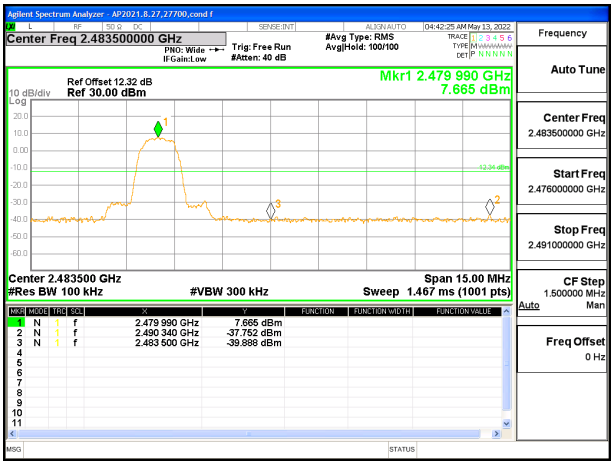

HIGH CHANNEL BANDEDGE

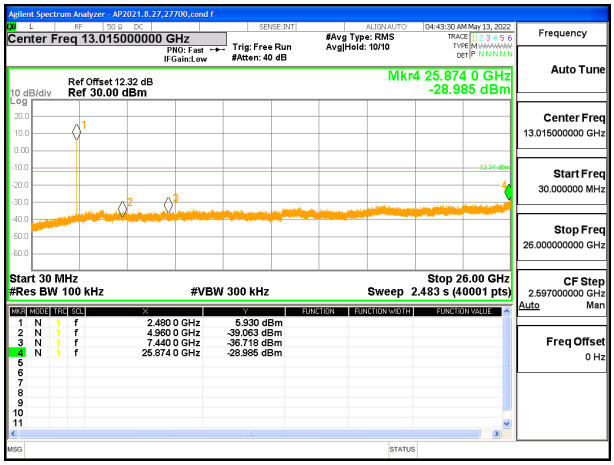

HIGH CHANNEL OUT-OF-BAND

UL LLC.
47173 Benicia Street, Fremont, CA 94538; USA. TEL:(510) 319-4000 FAX:(510) 661-0888

This report shall not be reproduced except in full, without the written approval of UL LLC.

ANT 3 SPURIOUS BANDEDGE EMISSIONS WITH HOPPING ON

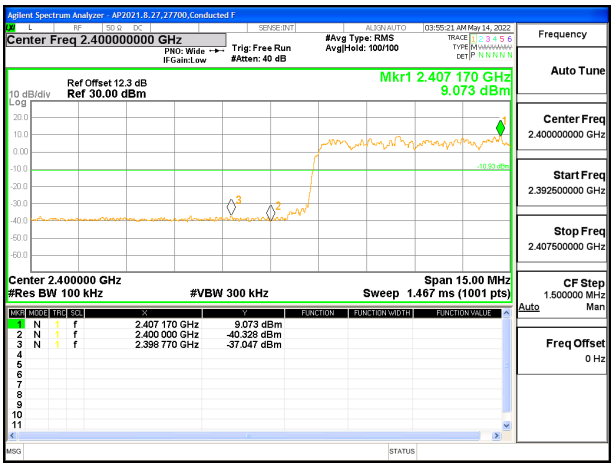

LOW BANDEDGE

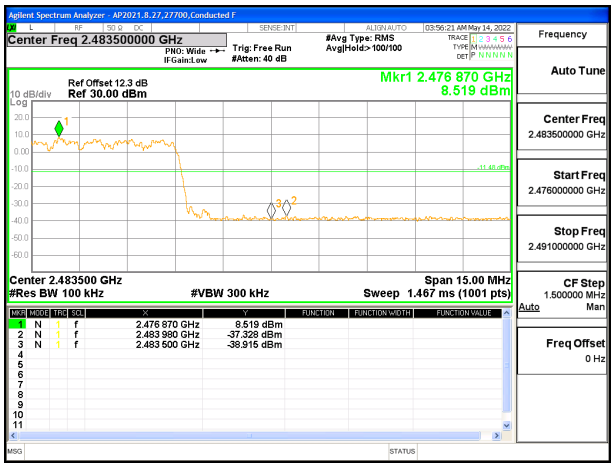

HIGH BANDEDGE

UL LLC.
47173 Benicia Street, Fremont, CA 94538; USA. TEL:(510) 319-4000 FAX:(510) 661-0888

This report shall not be reproduced except in full, without the written approval of UL LLC.

10. RADIATED TEST RESULTS

LIMITS

FCC §15.205 and §15.209

RSS-GEN, Section 8.9 and 8.10.

Frequency Range (MHz)	Field Strength Limit (uV/m) at 3 m	Field Strength Limit (dBuV/m) at 3 m
0.009-0.490	2400/F(kHz) @ 300 m	-
0.490-1.705	24000/F(kHz) @ 30 m	-
1.705 - 30	30 @ 30m	-
30 - 88	100	40
88 - 216	150	43.5
216 - 960	200	46
Above 960	500	54

TEST PROCEDURE

The EUT is placed on a non-conducting table 80 cm above the ground plane for measurement below 1GHz; 1.5 m above the ground plane for measurement above 1GHz. The antenna to EUT distance is 3 meters. The EUT is configured in accordance with ANSI C63.10. The EUT is set to transmit in a continuous mode.

For measurements below 1 GHz the resolution bandwidth is set to 100 kHz for peak detection measurements or 120 kHz for quasi-peak detection measurements. Peak detection is used unless otherwise noted as quasi-peak.

For pre-scans above 1 GHz the resolution bandwidth is set to 1 MHz; the video bandwidth is set to 30 KHz for peak measurements.

For final scans above 1 GHz the resolution bandwidth is set to 1 MHz, then the video bandwidth is set to 3 MHz for peak measurements and 1 MHz resolution bandwidth with 1/T (10 Hz) video bandwidth with peak detector for average measurements.

The spectrum from 1 GHz to 18 GHz is investigated with the transmitter set to the lowest, middle, and highest channels in each applicable band. Below 1GHz and above 18GHz emissions, the channel with the highest output power was tested.

The frequency range of interest is monitored at a fixed antenna height and EUT azimuth. The EUT is rotated through 360 degrees to maximize emissions received. The antenna is scanned from 1 to 4 meters above the ground plane to further maximize the emission. Measurements are made with the antenna polarized in both the vertical and the horizontal positions.

Note: The limits in CFR 47, Part 15, Subpart C, paragraph 15.209(a), are identical to those in RSS-Gen section 8.9, Table 6, since the measurements are performed in terms of magnetic field strength and converted to electric field strength levels (as report in the table) using free space impedance of 377 Ohms. For example, the measurement at frequency X kHz resulted in a level of Y dBuV/m, which is equivalent to Y-51.5 = Z dBuA/m, which has the same margin, W dB to the corresponding RSS-Gen Table 6 limit as it has to 15.209(a) limit.

UL LLC.
47173 Benicia Street, Fremont, CA 94538; USA. TEL:(510) 319-4000 FAX:(510) 661-0888
This report shall not be reproduced except in full, without the written approval of UL LLC.

In addition:

Base on FCC 15.31 (f) (2): measurements may be performed at a distance closer than that specified in the regulations; however, an attempt should be made to avoid making measurements in the near field.

KDB 414788 Open Field Site(OFS) and Chamber Correlation Justification

OFS and chamber correlation testing had been performed and chamber measured test result is the worst case test result.

KDB 558074 D01 15.247 Meas Guidance v05r02

Use of a duty cycle correction factor (DCCF) is permitted for calculating average radiated field strength emission levels for an FHSS device in 15.247. This DCCF can be applied when the field strength limit (e.g., within a Government Restricted band) and the conditions specified in Section 15.35(c) can be satisfied. The average radiated field strength is calculated by subtracting the DCCF from the maximum radiated field strength level as determined through measurement. The maximum radiated field strength level represents the worst-case (maximum amplitude) RMS measurement of the emission(s) during continuous transmission (i.e., not including any time intervals during which the transmitter is off or is transmitting at a reduced power level). It is also acceptable to apply the DCCF to a measurement performed with a peak detector instead of the specified RMS power averaging detector. Note that Section 15.35(c) specifies that the DCCF shall represent the worst-case (greatest duty cycle) over any 100 msec transmission period.

UL LLC.
47173 Benicia Street, Fremont, CA 94538; USA. TEL:(510) 319-4000 FAX:(510) 661-0888
This report shall not be reproduced except in full, without the written approval of UL LLC.

10.1. TRANSMITTER ABOVE 1 GHz

10.1.1. HIGH POWER BASIC DATA RATE GFSK MODULATION

ANT 4

BANDEDGE (LOW CHANNEL)

HORIZONTAL RESULT

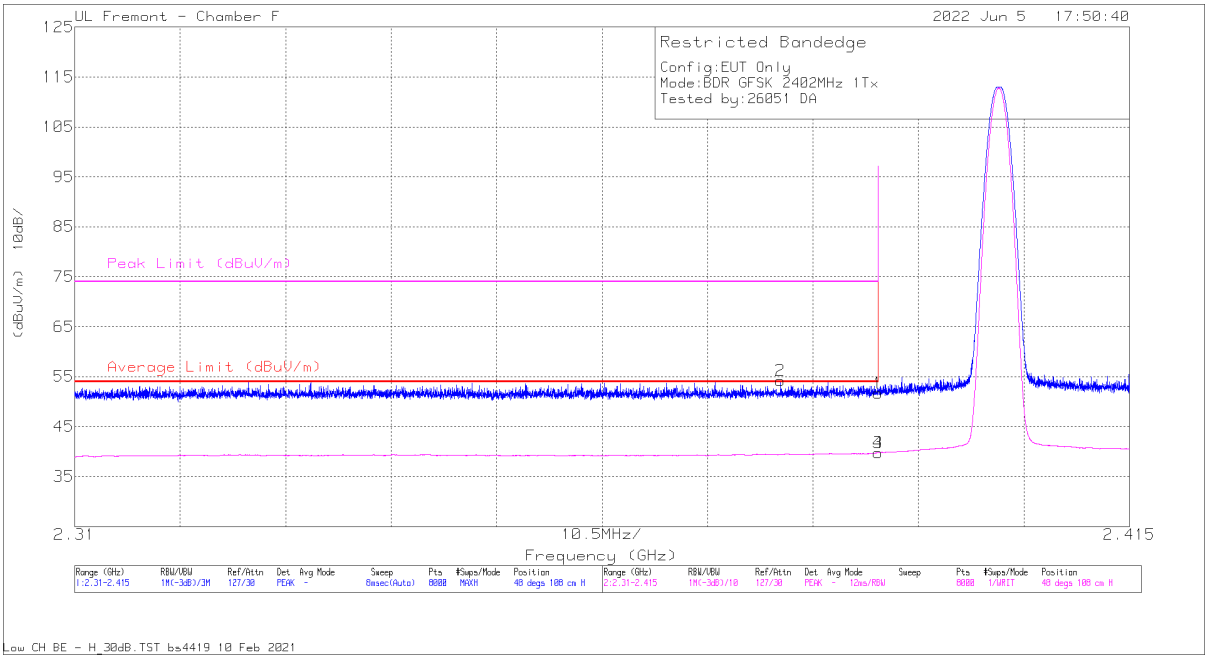

Marker	Frequency (GHz)	Meter Reading (dBuV)	Det	81887 ACF (dB)	Amp/Cbl/Fltr/Pad (dB)	Corrected Reading (dBuV/m)	Average Limit (dBuV/m)	Margin (dB)	Peak Limit (dBuV/m)	PK Margin (dB)	Azimuth (Degs)	Height (cm)	Polarity
1	* 2.39	58.98	Pk	32.1	-39.4	51.68	-	-	74	-22.32	48	108	H
2	* 2.380256	61.75	Pk	32	-39.5	54.25	-	-	74	-19.75	48	108	H
3	* 2.39	47.07	VA1T	32.1	-39.4	39.77	54	-14.23	-	-	48	108	H
4	* 2.389996	47.07	VA1T	32.1	-39.4	39.77	54	-14.23	-	-	48	108	H

* - indicates frequency in CFR47 Pt 15 / IC RSS-Restricted Band
Pk - Peak detector
VA1T - FHSS: Linear Voltage Average VB=1/Ton where: Ton is transmit duration

UL LLC.
47173 Benicia Street, Fremont, CA 94538; USA. TEL:(510) 319-4000 FAX:(510) 661-0888
This report shall not be reproduced except in full, without the written approval of UL LLC.

VERTICAL RESULT

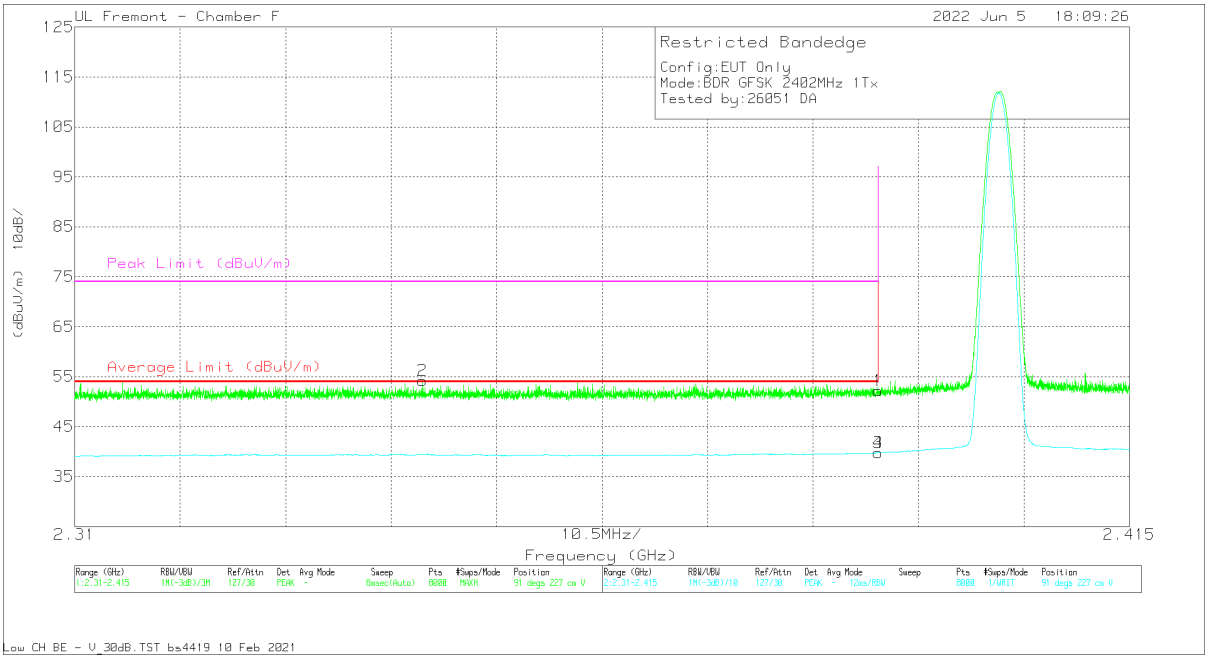

Marker	Frequency (GHz)	Meter Reading (dBuV)	Det	81887 ACF (dB)	Amp/Cbl/Fltr/Pad (dB)	Corrected Reading (dBuV/m)	Average Limit (dBuV/m)	Margin (dB)	Peak Limit (dBuV/m)	PK Margin (dB)	Azimuth (Degs)	Height (cm)	Polarity
1	* 2.39	59.54	Pk	32.1	-39.4	52.24	-	-	74	-21.76	91	227	V
2	* 2.344642	61.45	Pk	32.1	-39.4	54.15	-	-	74	-19.85	91	227	V
3	* 2.39	47.05	VA1T	32.1	-39.4	39.75	54	-14.25	-	-	91	227	V
4	* 2.389983	47.06	VA1T	32.1	-39.4	39.76	54	-14.24	-	-	91	227	V

* - indicates frequency in CFR47 Pt 15 / IC RSS-Restricted Band
Pk - Peak detector
VA1T - FHSS: Linear Voltage Average VB=1/Ton where: Ton is transmit duration

UL LLC.
47173 Benicia Street, Fremont, CA 94538; USA. TEL:(510) 319-4000 FAX:(510) 661-0888
This report shall not be reproduced except in full, without the written approval of UL LLC.

BANDEDGE (HIGH CHANNEL)

HORIZONTAL RESULT

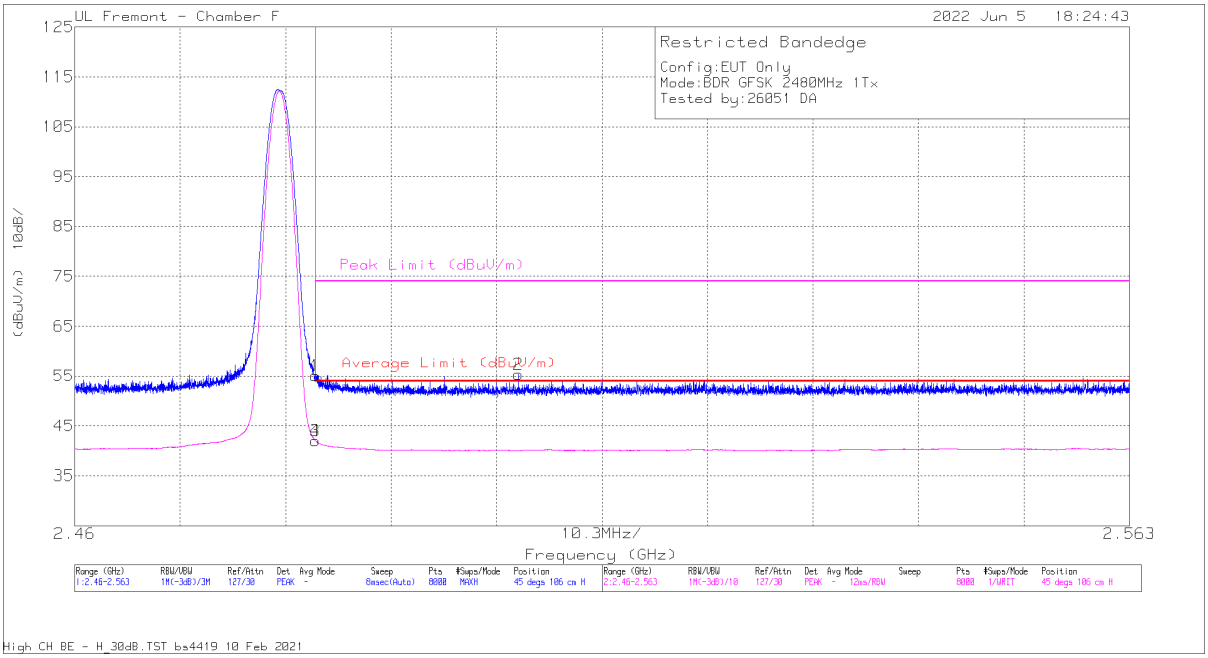

Marker	Frequency (GHz)	Meter Reading (dBuV)	Det	81887 ACF (dB)	Amp/Cbl/Fltr/Pad (dB)	Corrected Reading (dBuV/m)	Average Limit (dBuV/m)	Margin (dB)	Peak Limit (dBuV/m)	PK Margin (dB)	Azimuth (Degs)	Height (cm)	Polarity
1	* 2.4835	61.91	Pk	32.3	-39.1	55.11	-	-	74	-18.89	45	106	H
2	2.503318	62.27	Pk	32.3	-39.2	55.37	-	-	74	-18.63	45	106	H
3	* 2.4835	48.81	VA1T	32.3	-39.1	42.01	54	-11.99	-	-	45	106	H
4	* 2.483501	48.81	VA1T	32.3	-39.1	42.01	54	-11.99	-	-	45	106	H

* - indicates frequency in CFR47 Pt 15 / IC RSS-Restricted Band
Pk - Peak detector
VA1T - FHSS: Linear Voltage Average VB=1/Ton where: Ton is transmit duration

UL LLC.
47173 Benicia Street, Fremont, CA 94538; USA. TEL:(510) 319-4000 FAX:(510) 661-0888
This report shall not be reproduced except in full, without the written approval of UL LLC.

VERTICAL RESULT

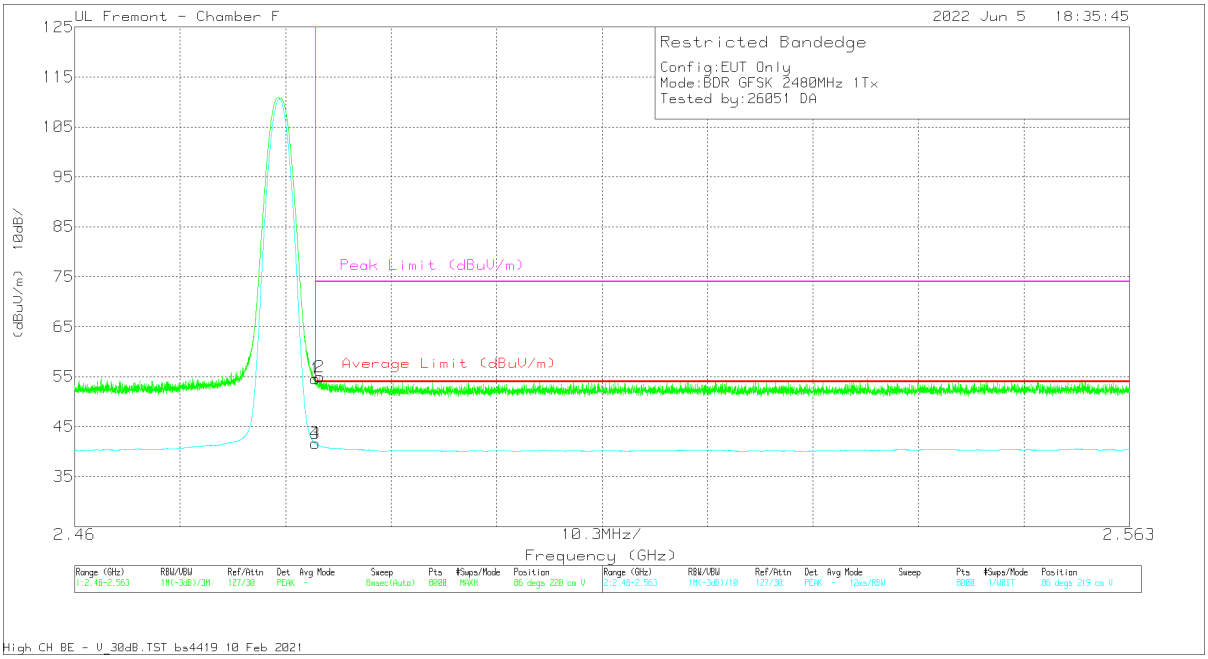

Marker	Frequency (GHz)	Meter Reading (dBuV)	Det	81887 ACF (dB)	Amp/Cbl/Fltr/Pad (dB)	Corrected Reading (dBuV/m)	Average Limit (dBuV/m)	Margin (dB)	Peak Limit (dBuV/m)	PK Margin (dB)	Azimuth (Degs)	Height (cm)	Polarity
1	* 2.4835	61.42	Pk	32.3	-39.1	54.62	-	-	74	-19.38	86	220	V
2	* 2.483951	61.76	Pk	32.3	-39.1	54.96	-	-	74	-19.04	86	220	V
3	* 2.4835	48.39	VA1T	32.3	-39.1	41.59	54	-12.41	-	-	86	219	V
4	* 2.483501	48.39	VA1T	32.3	-39.1	41.59	54	-12.41	-	-	86	219	V

* - indicates frequency in CFR47 Pt 15 / IC RSS-Restricted Band
Pk - Peak detector
VA1T - FHSS: Linear Voltage Average VB=1/Ton where: Ton is transmit duration

UL LLC.
47173 Benicia Street, Fremont, CA 94538; USA. TEL:(510) 319-4000 FAX:(510) 661-0888
This report shall not be reproduced except in full, without the written approval of UL LLC.

ANT 3

BANDEDGE (LOW CHANNEL)

HORIZONTAL RESULT

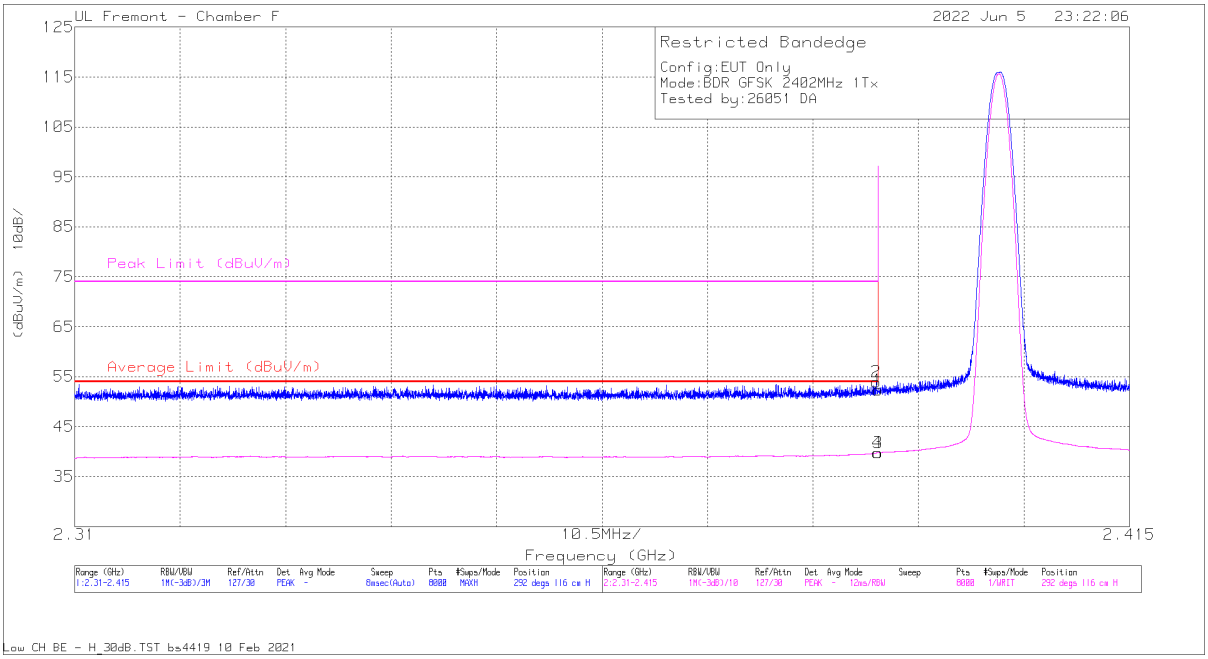

Marker	Frequency (GHz)	Meter Reading (dBuV)	Det	81887 ACF (dB)	Amp/Cbl/Fltr/Pad (dB)	Corrected Reading (dBuV/m)	Average Limit (dBuV/m)	Margin (dB)	Peak Limit (dBuV/m)	PK Margin (dB)	Azimuth (Degs)	Height (cm)	Polarity
1	* 2.39	59.59	Pk	32.1	-39.4	52.29	-	-	74	-21.71	292	116	H
2	* 2.389786	61.2	Pk	32.1	-39.4	53.9	-	-	74	-20.1	292	116	H
3	* 2.39	47	VA1T	32.1	-39.4	39.7	54	-14.3	-	-	292	116	H
4	* 2.38993	47.04	VA1T	32.1	-39.4	39.74	54	-14.26	-	-	292	116	H

* - indicates frequency in CFR47 Pt 15 / IC RSS-Restricted Band
Pk - Peak detector
VA1T - FHSS: Linear Voltage Average VB=1/Ton where: Ton is transmit duration

UL LLC.
47173 Benicia Street, Fremont, CA 94538; USA. TEL:(510) 319-4000 FAX:(510) 661-0888
This report shall not be reproduced except in full, without the written approval of UL LLC.

VERTICAL RESULT

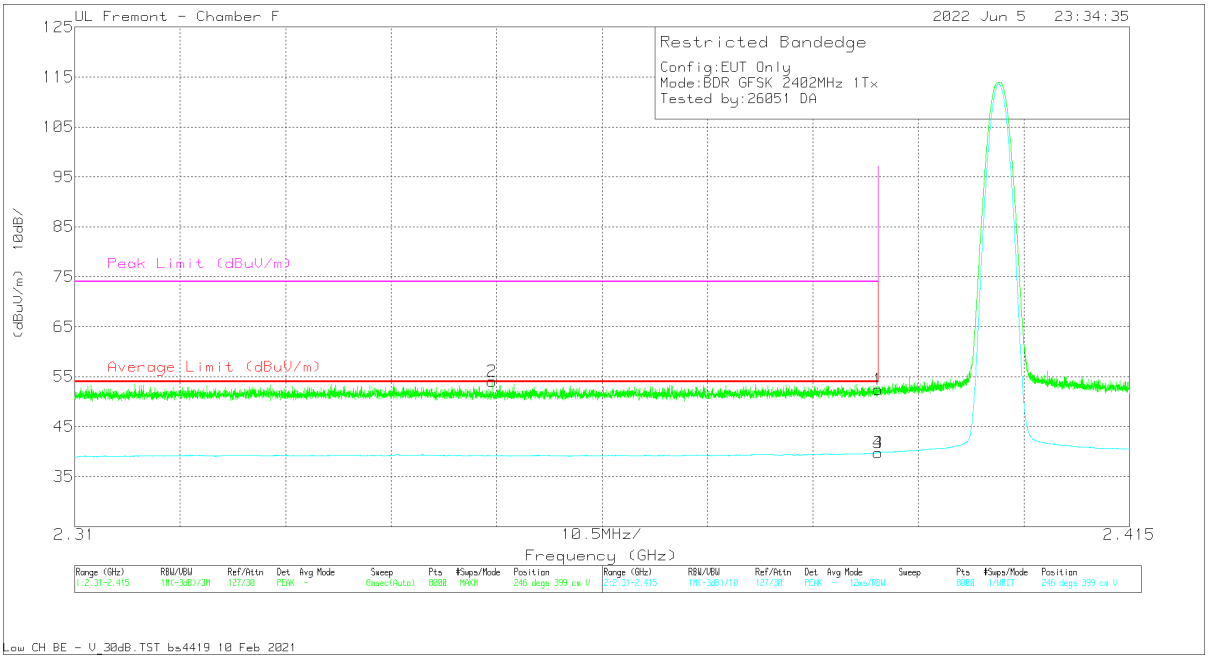

Marker	Frequency (GHz)	Meter Reading (dBuV)	Det	81887 ACF (dB)	Amp/Cbl/Fltr/Pad (dB)	Corrected Reading (dBuV/m)	Average Limit (dBuV/m)	Margin (dB)	Peak Limit (dBuV/m)	PK Margin (dB)	Azimuth (Degs)	Height (cm)	Polarity
1	* 2.39	59.75	Pk	32.1	-39.4	52.45	-	-	74	-21.55	246	399	V
2	* 2.35156	61.56	Pk	32	-39.5	54.06	-	-	74	-19.94	246	399	V
3	* 2.39	47.09	VA1T	32.1	-39.4	39.79	54	-14.21	-	-	246	399	V
4	* 2.389996	47.09	VA1T	32.1	-39.4	39.79	54	-14.21	-	-	246	399	V

* - indicates frequency in CFR47 Pt 15 / IC RSS-Restricted Band
Pk - Peak detector
VA1T - FHSS: Linear Voltage Average VB=1/Ton where: Ton is transmit duration

UL LLC.
47173 Benicia Street, Fremont, CA 94538; USA. TEL:(510) 319-4000 FAX:(510) 661-0888
This report shall not be reproduced except in full, without the written approval of UL LLC.

BANDEDGE (HIGH CHANNEL)

HORIZONTAL RESULT

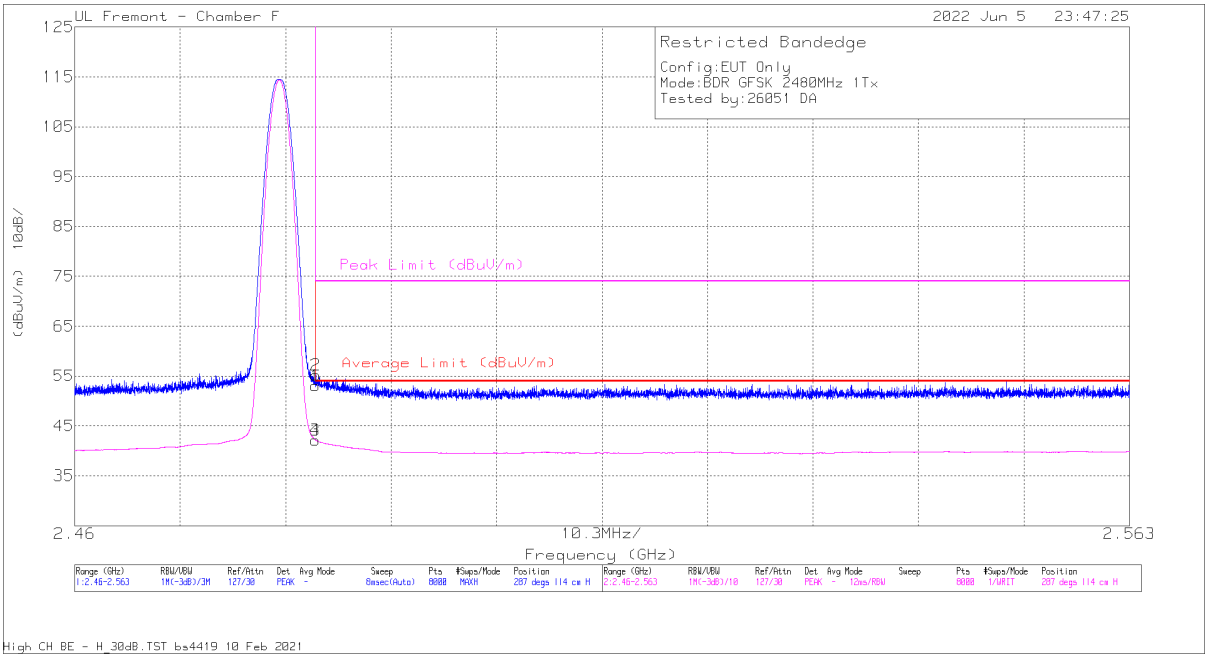

Marker	Frequency (GHz)	Meter Reading (dBuV)	Det	81887 ACF (dB)	Amp/Cbl/Fltr/Pad (dB)	Corrected Reading (dBuV/m)	Average Limit (dBuV/m)	Margin (dB)	Peak Limit (dBuV/m)	PK Margin (dB)	Azimuth (Degs)	Height (cm)	Polarity
1	* 2.4835	59.83	Pk	32.3	-39.1	53.03	-	-	74	-20.97	287	114	H
2	* 2.483526	61.96	Pk	32.3	-39.1	55.16	-	-	74	-18.84	287	114	H
3	* 2.4835	48.97	VA1T	32.3	-39.1	42.17	54	-11.83	-	-	287	114	H
4	* 2.483501	48.97	VA1T	32.3	-39.1	42.17	54	-11.83	-	-	287	114	H

* - indicates frequency in CFR47 Pt 15 / IC RSS-Restricted Band
Pk - Peak detector
VA1T - FHSS: Linear Voltage Average VB=1/Ton where: Ton is transmit duration

UL LLC.
47173 Benicia Street, Fremont, CA 94538; USA. TEL:(510) 319-4000 FAX:(510) 661-0888
This report shall not be reproduced except in full, without the written approval of UL LLC.

VERTICAL RESULT

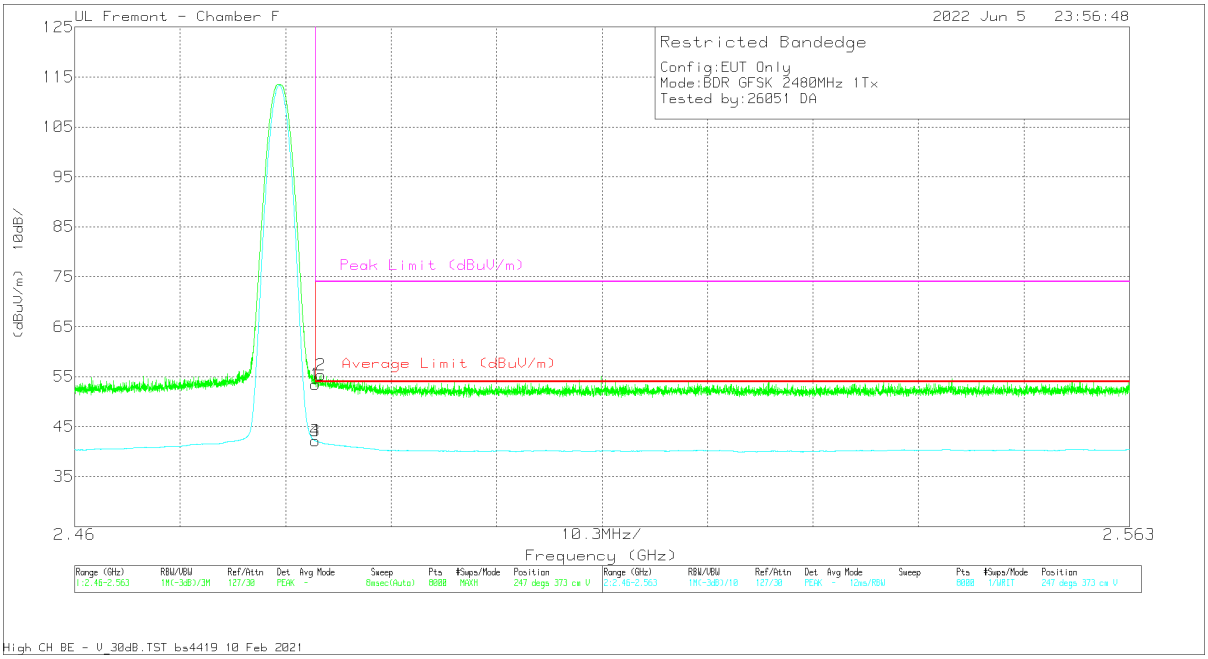

Marker	Frequency (GHz)	Meter Reading (dBuV)	Det	81887 ACF (dB)	Amp/Cbl/Fltr/Pad (dB)	Corrected Reading (dBuV/m)	Average Limit (dBuV/m)	Margin (dB)	Peak Limit (dBuV/m)	PK Margin (dB)	Azimuth (Degs)	Height (cm)	Polarity
1	* 2.4835	60.24	Pk	32.3	-39.1	53.44	-	-	74	-20.56	247	373	V
2	* 2.484028	62.08	Pk	32.3	-39.1	55.28	-	-	74	-18.72	247	373	V
3	* 2.4835	48.94	VA1T	32.3	-39.1	42.14	54	-11.86	-	-	247	373	V
4	* 2.483501	48.94	VA1T	32.3	-39.1	42.14	54	-11.86	-	-	247	373	V

* - indicates frequency in CFR47 Pt 15 / IC RSS-Restricted Band
Pk - Peak detector
VA1T - FHSS: Linear Voltage Average VB=1/Ton where: Ton is transmit duration

UL LLC.
47173 Benicia Street, Fremont, CA 94538; USA. TEL:(510) 319-4000 FAX:(510) 661-0888
This report shall not be reproduced except in full, without the written approval of UL LLC.

10.1.2. HIGH POWER BASIC DATA RATE TXBF GFSK MODULATION

BANDEDGE (LOW CHANNEL)

HORIZONTAL RESULT

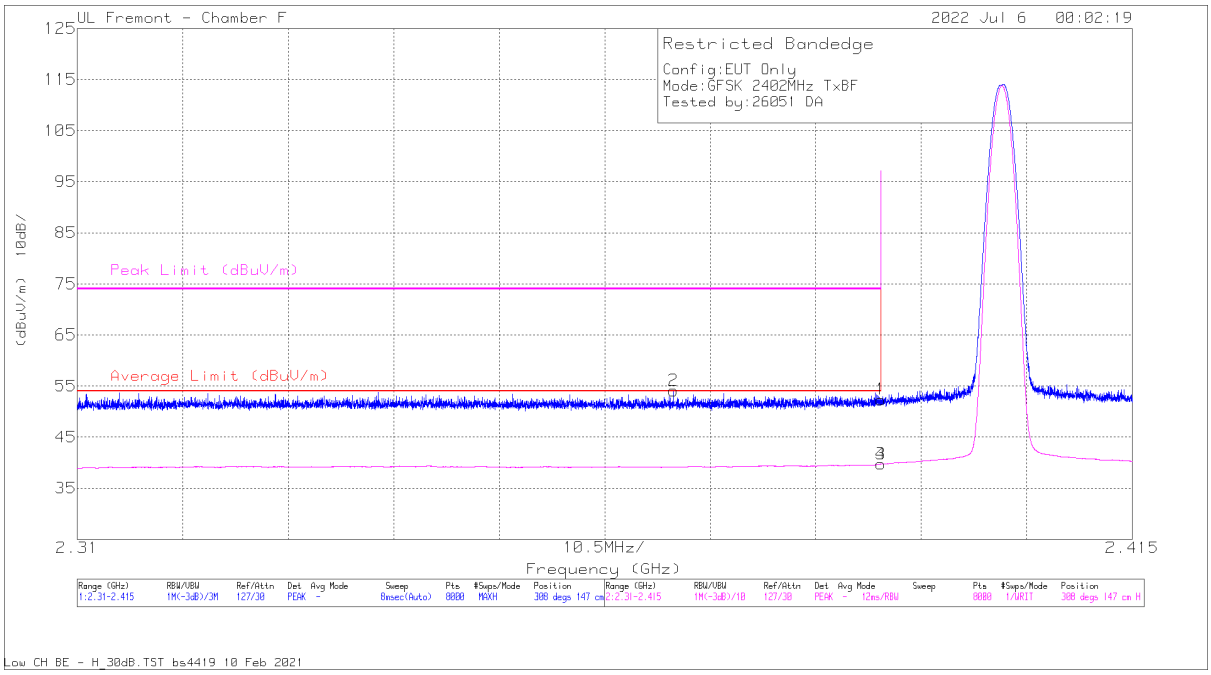

Marker	Frequency (GHz)	Meter Reading (dBuV)	Det	81887 ACF (dB)	Amp/Cbl/Fltr/Pad (dB)	Corrected Reading (dBuV/m)	Average Limit (dBuV/m)	Margin (dB)	Peak Limit (dBuV/m)	PK Margin (dB)	Azimuth (Degs)	Height (cm)	Polarity
1	* 2.39	59.66	Pk	32.1	-39.4	52.36	-	-	74	-21.64	308	147	H
2	* 2.369321	61.62	Pk	32	-39.5	54.12	-	-	74	-19.88	308	147	H
3	* 2.39	47.01	VA1T	32.1	-39.4	39.71	54	-14.29	-	-	308	147	H
4	* 2.38997	47.03	VA1T	32.1	-39.4	39.73	54	-14.27	-	-	308	147	H

* - indicates frequency in CFR47 Pt 15 / IC RSS-Restricted Band
Pk - Peak detector
VA1T - FHSS: Linear Voltage Average VB=1/Ton where: Ton is transmit duration

UL LLC.
47173 Benicia Street, Fremont, CA 94538; USA. TEL:(510) 319-4000 FAX:(510) 661-0888
This report shall not be reproduced except in full, without the written approval of UL LLC.

VERTICAL RESULT

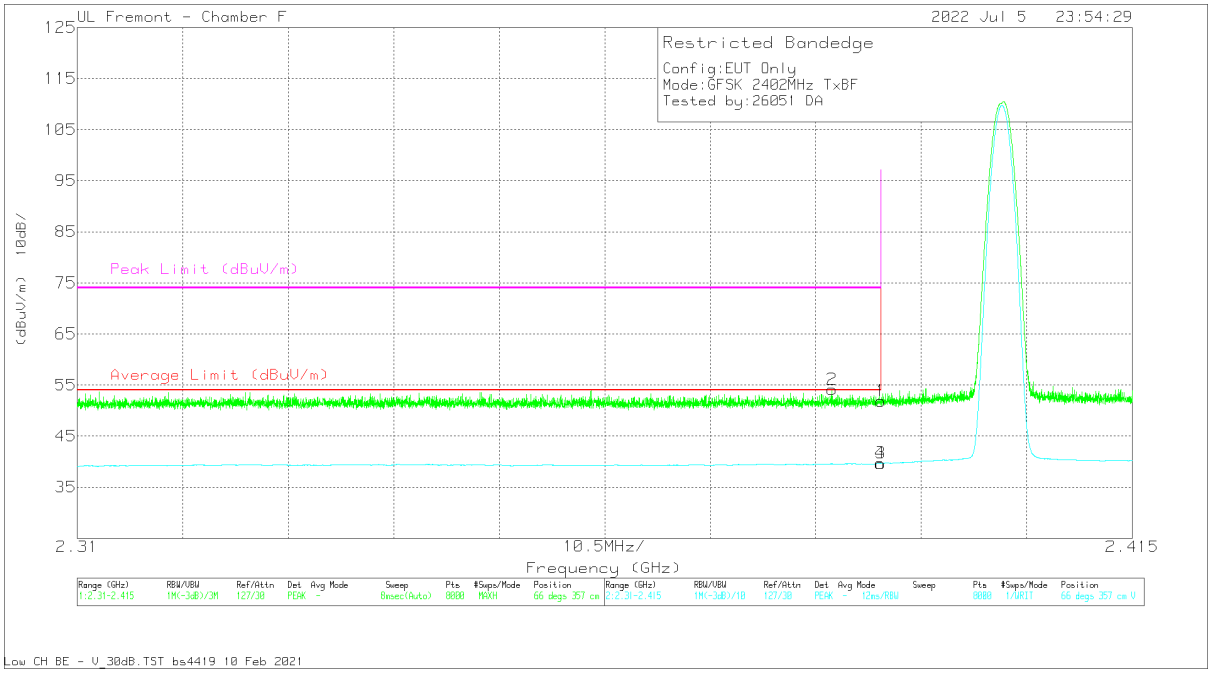

Marker	Frequency (GHz)	Meter Reading (dBuV)	Det	81887 ACF (dB)	Amp/Cbl/Fltr/Pad (dB)	Corrected Reading (dBuV/m)	Average Limit (dBuV/m)	Margin (dB)	Peak Limit (dBuV/m)	PK Margin (dB)	Azimuth (Degs)	Height (cm)	Polarity
1	* 2.39	59.18	Pk	32.1	-39.4	51.88	-	-	74	-22.12	66	357	V
2	* 2.385126	61.53	Pk	32	-39.4	54.13	-	-	74	-19.87	66	357	V
3	* 2.39	46.98	VA1T	32.1	-39.4	39.68	54	-14.32	-	-	66	357	V
4	* 2.389917	47	VA1T	32.1	-39.4	39.7	54	-14.3	-	-	66	357	V

* - indicates frequency in CFR47 Pt 15 / IC RSS-Restricted Band
Pk - Peak detector
VA1T - FHSS: Linear Voltage Average VB=1/Ton where: Ton is transmit duration

UL LLC.
47173 Benicia Street, Fremont, CA 94538; USA. TEL:(510) 319-4000 FAX:(510) 661-0888
This report shall not be reproduced except in full, without the written approval of UL LLC.

BANDEDGE (HIGH CHANNEL)

HORIZONTAL RESULT

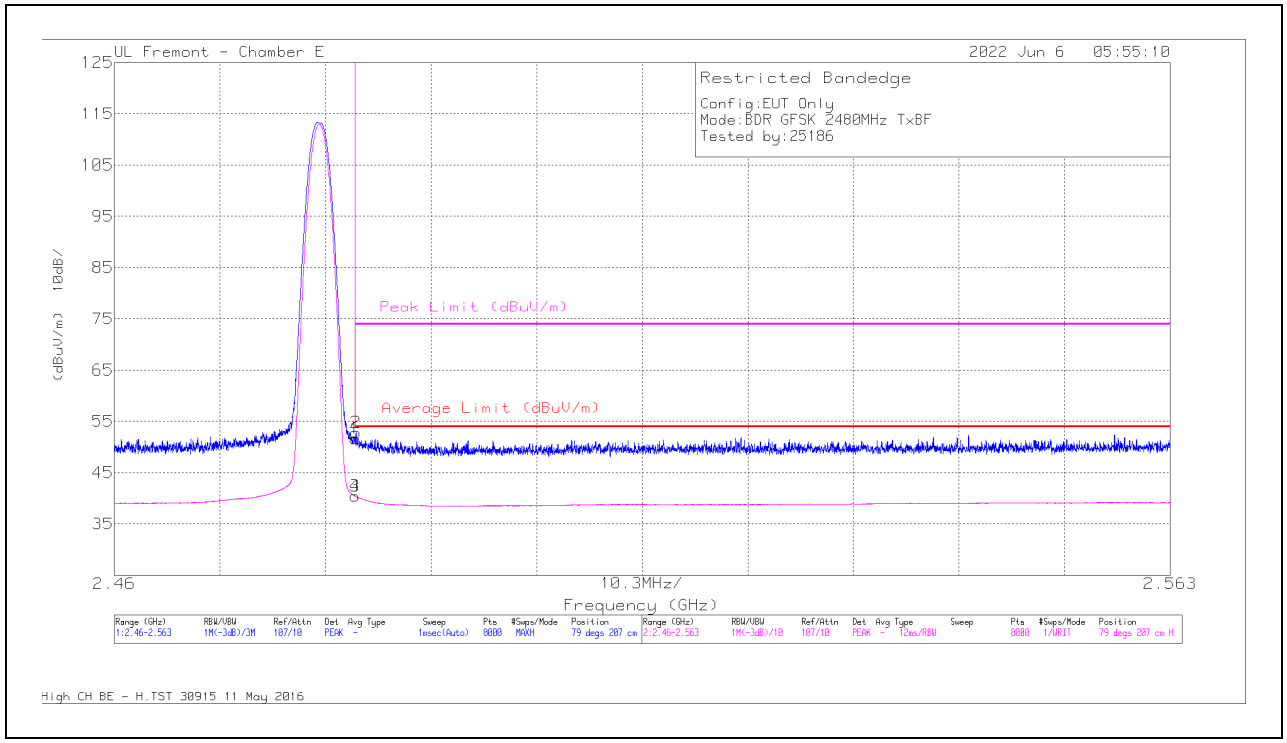

Marker	Frequency (GHz)	Meter Reading (dBuV)	Det	200897 ACF (dB/m)	Amp/Cbl/Pad (dB)	Corrected Reading (dBuV/m)	Average Limit (dBuV/m)	Margin (dB)	Peak Limit (dBuV/m)	PK Margin (dB)	Azimuth (Degs)	Height (cm)	Polarity
1	* 2.4835	45.79	Pk	31.8	-25.9	51.69	-	-	74	-22.31	79	207	H
2	* 2.483578	46.91	Pk	31.8	-25.9	52.81	-	-	74	-21.19	79	207	H
3	* 2.4835	34.51	VA1T	31.8	-25.9	40.41	54	-13.59	-	-	79	207	H
4	* 2.483501	34.51	VA1T	31.8	-25.9	40.41	54	-13.59	-	-	79	207	H

* - indicates frequency in CFR47 Pt 15 / IC RSS-Restricted Band
Pk - Peak detector
VA1T - FHSS: Linear Voltage Average VB=1/Ton where: Ton is transmit duration

UL LLC.
47173 Benicia Street, Fremont, CA 94538; USA. TEL:(510) 319-4000 FAX:(510) 661-0888
This report shall not be reproduced except in full, without the written approval of UL LLC.

VERTICAL RESULT

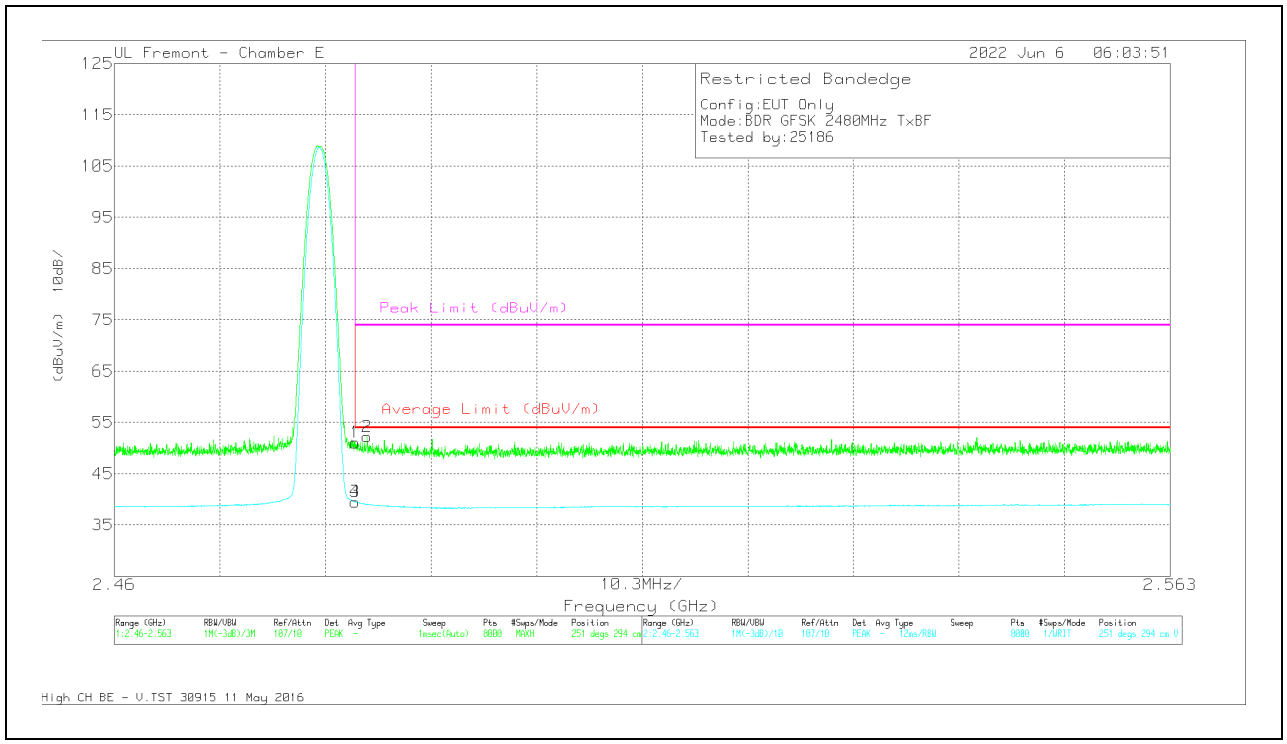

Marker	Frequency (GHz)	Meter Reading (dBuV)	Det	200897 ACF (dB/m)	Amp/Cbl/Pad (dB)	Corrected Reading (dBuV/m)	Average Limit (dBuV/m)	Margin (dB)	Peak Limit (dBuV/m)	PK Margin (dB)	Azimuth (Degs)	Height (cm)	Polarity
1	* 2.4835	45.17	Pk	31.8	-25.9	51.07	-	-	74	-22.93	251	294	V
2	* 2.484659	46.29	Pk	31.9	-26	52.19	-	-	74	-21.81	251	294	V
3	* 2.4835	33.6	VA1T	31.8	-25.9	39.5	54	-14.5	-	-	251	294	V
4	* 2.483501	33.6	VA1T	31.8	-25.9	39.5	54	-14.5	-	-	251	294	V

* - indicates frequency in CFR47 Pt 15 / IC RSS-Restricted Band
Pk - Peak detector
VA1T - FHSS: Linear Voltage Average VB=1/Ton where: Ton is transmit duration

UL LLC.
47173 Benicia Street, Fremont, CA 94538; USA. TEL:(510) 319-4000 FAX:(510) 661-0888
This report shall not be reproduced except in full, without the written approval of UL LLC.

10.1.3. HIGH POWER ENHANCED DATA RATE 8PSK MODULATION

ANT 4

BANDEDGE (LOW CHANNEL)

HORIZONTAL RESULT

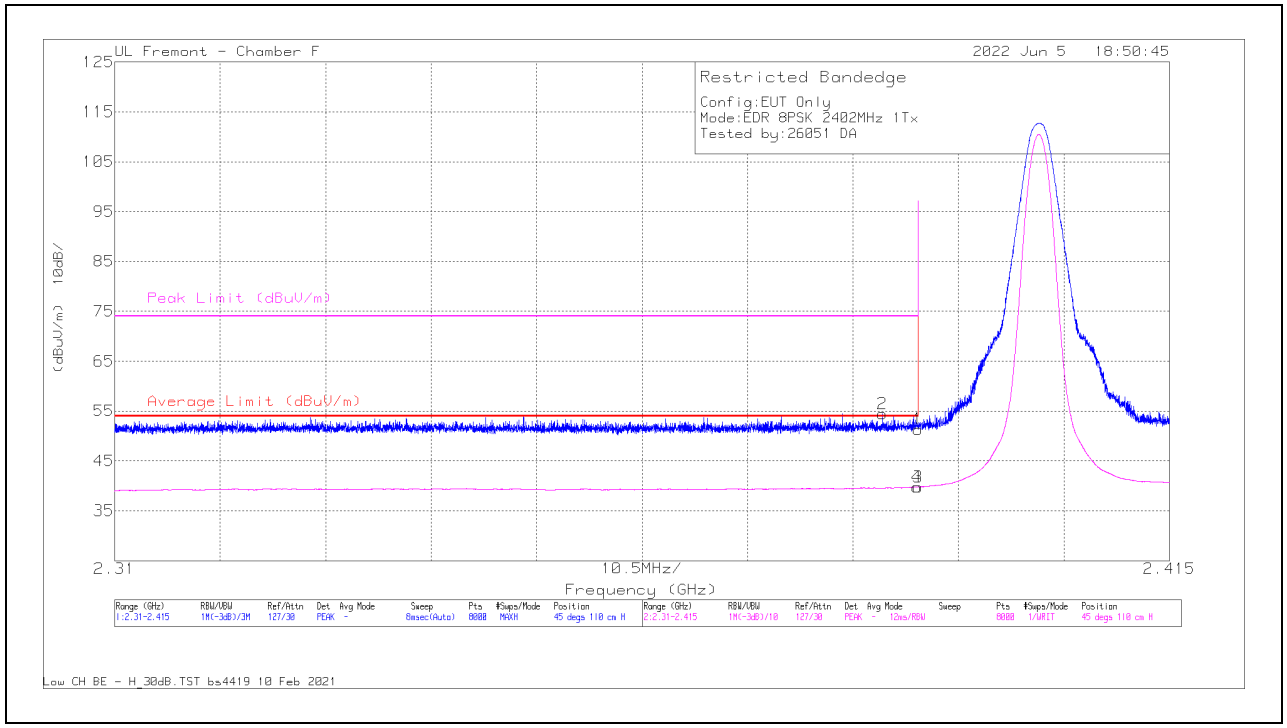

Marker	Frequency (GHz)	Meter Reading (dBuV)	Det	81887 ACF (dB)	Amp/Cbl/Fltr/Pad (dB)	Corrected Reading (dBuV/m)	Average Limit (dBuV/m)	Margin (dB)	Peak Limit (dBuV/m)	PK Margin (dB)	Azimuth (Degs)	Height (cm)	Polarity
1	* 2.39	58.68	Pk	32.1	-39.4	51.38	-	-	74	-22.62	45	110	H
2	* 2.386439	61.86	Pk	32	-39.4	54.46	-	-	74	-19.54	45	110	H
3	* 2.39	47.07	VA1T	32.1	-39.4	39.77	54	-14.23	-	-	45	110	H
4	* 2.389838	47.08	VA1T	32.1	-39.4	39.78	54	-14.22	-	-	45	110	H

* - indicates frequency in CFR47 Pt 15 / IC RSS-Restricted Band
Pk - Peak detector
VA1T - FHSS: Linear Voltage Average VB=1/Ton where: Ton is transmit duration

UL LLC.
47173 Benicia Street, Fremont, CA 94538; USA. TEL:(510) 319-4000 FAX:(510) 661-0888
This report shall not be reproduced except in full, without the written approval of UL LLC.

VERTICAL RESULT

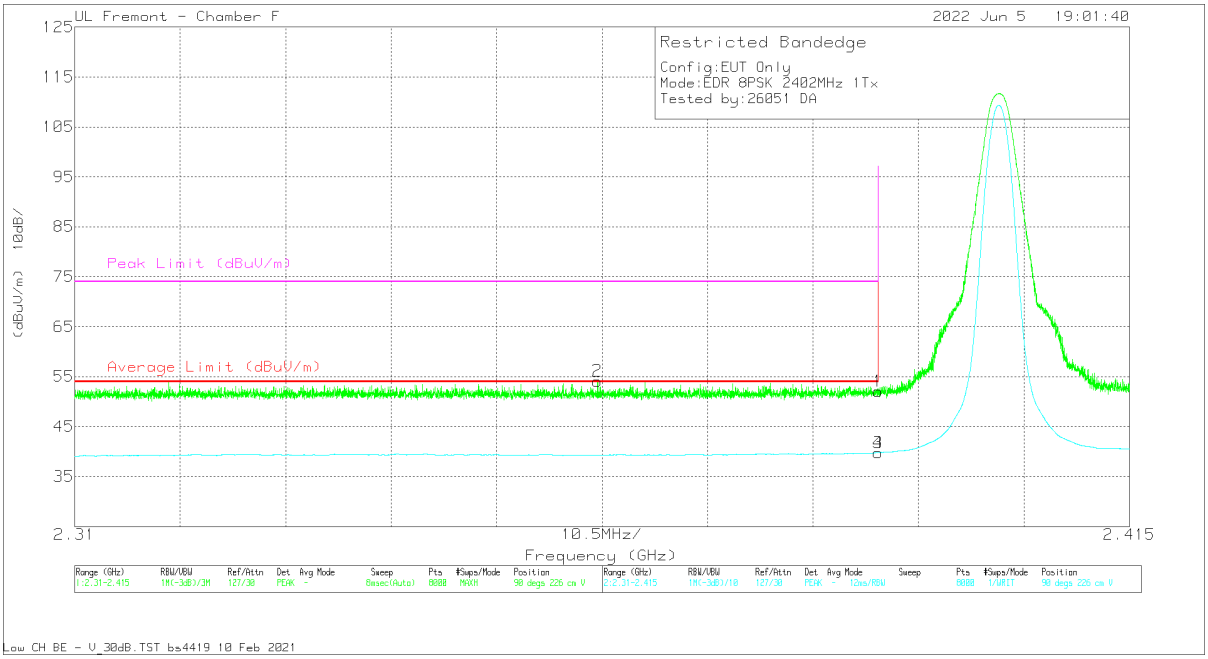

Marker	Frequency (GHz)	Meter Reading (dBuV)	Det	81887 ACF (dB)	Amp/Cbl/Fltr/Pad (dB)	Corrected Reading (dBuV/m)	Average Limit (dBuV/m)	Margin (dB)	Peak Limit (dBuV/m)	PK Margin (dB)	Azimuth (Degs)	Height (cm)	Polarity
1	* 2.39	59.36	Pk	32.1	-39.4	52.06	-	-	74	-21.94	90	226	V
2	* 2.362049	61.74	Pk	32	-39.6	54.14	-	-	74	-19.86	90	226	V
3	* 2.39	47.09	VA1T	32.1	-39.4	39.79	54	-14.21	-	-	90	226	V
4	* 2.389983	47.1	VA1T	32.1	-39.4	39.8	54	-14.2	-	-	90	226	V

* - indicates frequency in CFR47 Pt 15 / IC RSS-Restricted Band
Pk - Peak detector
VA1T - FHSS: Linear Voltage Average VB=1/Ton where: Ton is transmit duration

UL LLC.
47173 Benicia Street, Fremont, CA 94538; USA. TEL:(510) 319-4000 FAX:(510) 661-0888
This report shall not be reproduced except in full, without the written approval of UL LLC.

BANDEDGE (HIGH CHANNEL)

HORIZONTAL RESULT

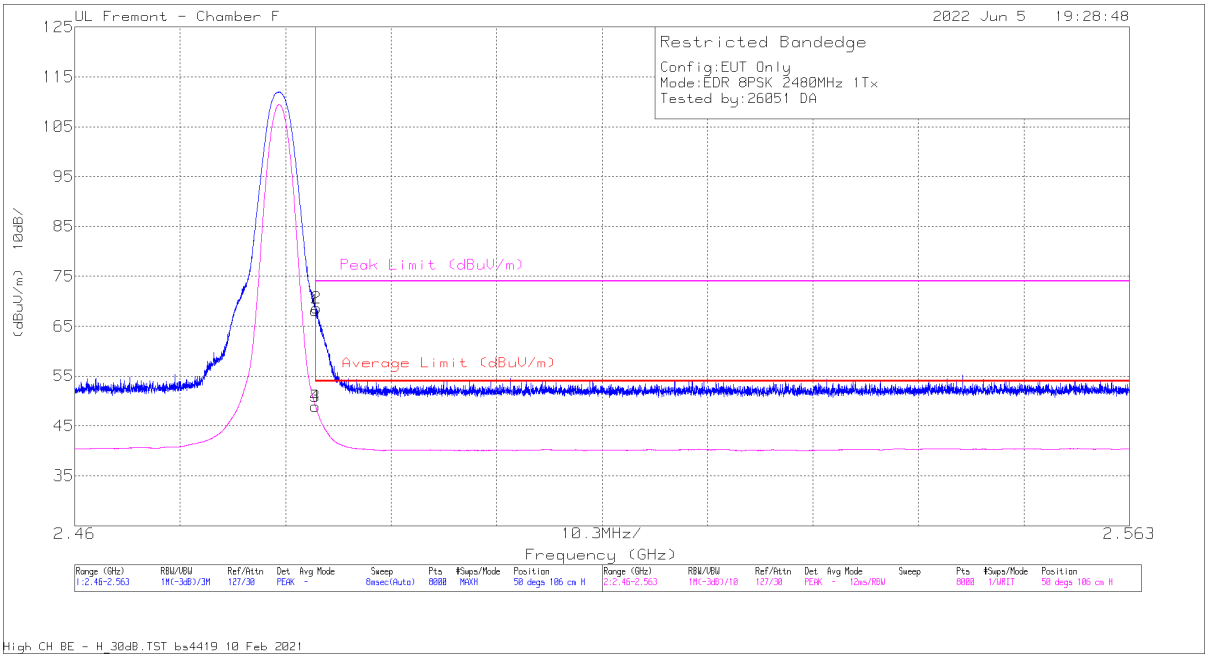

Marker	Frequency (GHz)	Meter Reading (dBuV)	Det	81887 ACF (dB)	Amp/Cbl/Fltr/Pad (dB)	Corrected Reading (dBuV/m)	Average Limit (dBuV/m)	Margin (dB)	Peak Limit (dBuV/m)	PK Margin (dB)	Azimuth (Degs)	Height (cm)	Polarity
1	* 2.4835	74.95	Pk	32.3	-39.1	68.15	-	-	74	-5.85	50	106	H
2	* 2.483629	75.5	Pk	32.3	-39.1	68.7	-	-	74	-5.3	50	106	H
3	* 2.4835	55.78	VA1T	32.3	-39.1	48.98	54	-5.02	-	-	50	106	H
4	* 2.483501	55.77	VA1T	32.3	-39.1	48.97	54	-5.03	-	-	50	106	H

* - indicates frequency in CFR47 Pt 15 / IC RSS-Restricted Band
Pk - Peak detector
VA1T - FHSS: Linear Voltage Average VB=1/Ton where: Ton is transmit duration

UL LLC.
47173 Benicia Street, Fremont, CA 94538; USA. TEL:(510) 319-4000 FAX:(510) 661-0888
This report shall not be reproduced except in full, without the written approval of UL LLC.

VERTICAL RESULT

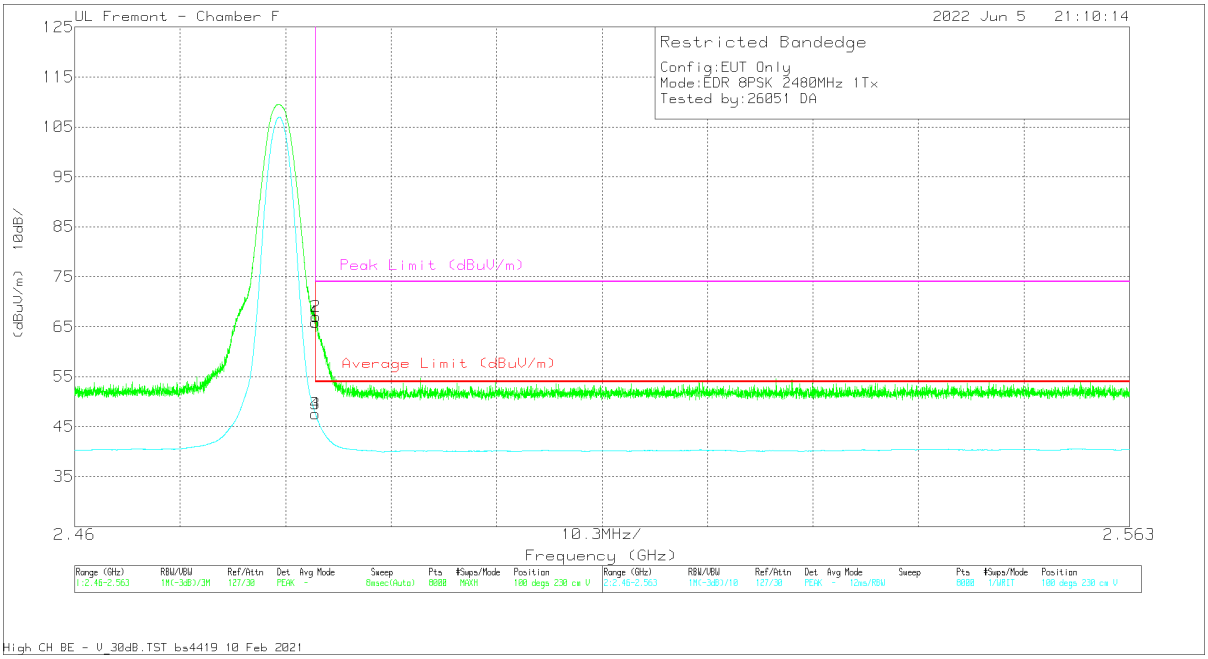

Marker	Frequency (GHz)	Meter Reading (dBuV)	Det	81887 ACF (dB)	Amp/Cbl/Fltr/Pad (dB)	Corrected Reading (dBuV/m)	Average Limit (dBuV/m)	Margin (dB)	Peak Limit (dBuV/m)	PK Margin (dB)	Azimuth (Degs)	Height (cm)	Polarity
1	* 2.4835	72.75	Pk	32.3	-39.1	65.95	-	-	74	-8.05	100	230	V
2	* 2.483539	73.82	Pk	32.3	-39.1	67.02	-	-	74	-6.98	100	230	V
3	* 2.4835	54.31	VA1T	32.3	-39.1	47.51	54	-6.49	-	-	100	230	V
4	* 2.483501	54.31	VA1T	32.3	-39.1	47.51	54	-6.49	-	-	100	230	V

* - indicates frequency in CFR47 Pt 15 / IC RSS-Restricted Band
Pk - Peak detector
VA1T - FHSS: Linear Voltage Average VB=1/Ton where: Ton is transmit duration

UL LLC.
47173 Benicia Street, Fremont, CA 94538; USA. TEL:(510) 319-4000 FAX:(510) 661-0888
This report shall not be reproduced except in full, without the written approval of UL LLC.

ANT 3

BANDEDGE (LOW CHANNEL)

HORIZONTAL RESULT

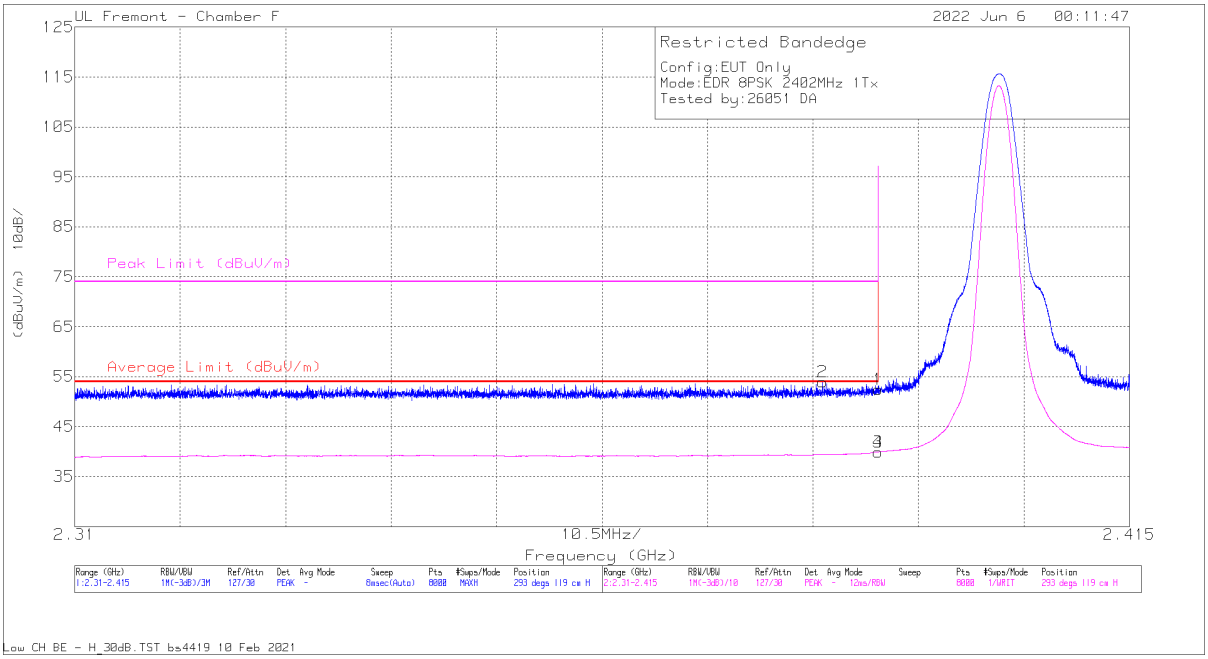

Marker	Frequency (GHz)	Meter Reading (dBuV)	Det	81887 ACF (dB)	Amp/Cbl/Fltr/Pad (dB)	Corrected Reading (dBuV/m)	Average Limit (dBuV/m)	Margin (dB)	Peak Limit (dBuV/m)	PK Margin (dB)	Azimuth (Degs)	Height (cm)	Polarity
1	* 2.39	59.73	Pk	32.1	-39.4	52.43	-	-	74	-21.57	293	119	H
2	* 2.384456	61.34	Pk	32	-39.4	53.94	-	-	74	-20.06	293	119	H
3	* 2.39	47.24	VA1T	32.1	-39.4	39.94	54	-14.06	-	-	293	119	H
4	* 2.389996	47.24	VA1T	32.1	-39.4	39.94	54	-14.06	-	-	293	119	H

* - indicates frequency in CFR47 Pt 15 / IC RSS-Restricted Band
Pk - Peak detector
VA1T - FHSS: Linear Voltage Average VB=1/Ton where: Ton is transmit duration

UL LLC.
47173 Benicia Street, Fremont, CA 94538; USA. TEL:(510) 319-4000 FAX:(510) 661-0888
This report shall not be reproduced except in full, without the written approval of UL LLC.

VERTICAL RESULT

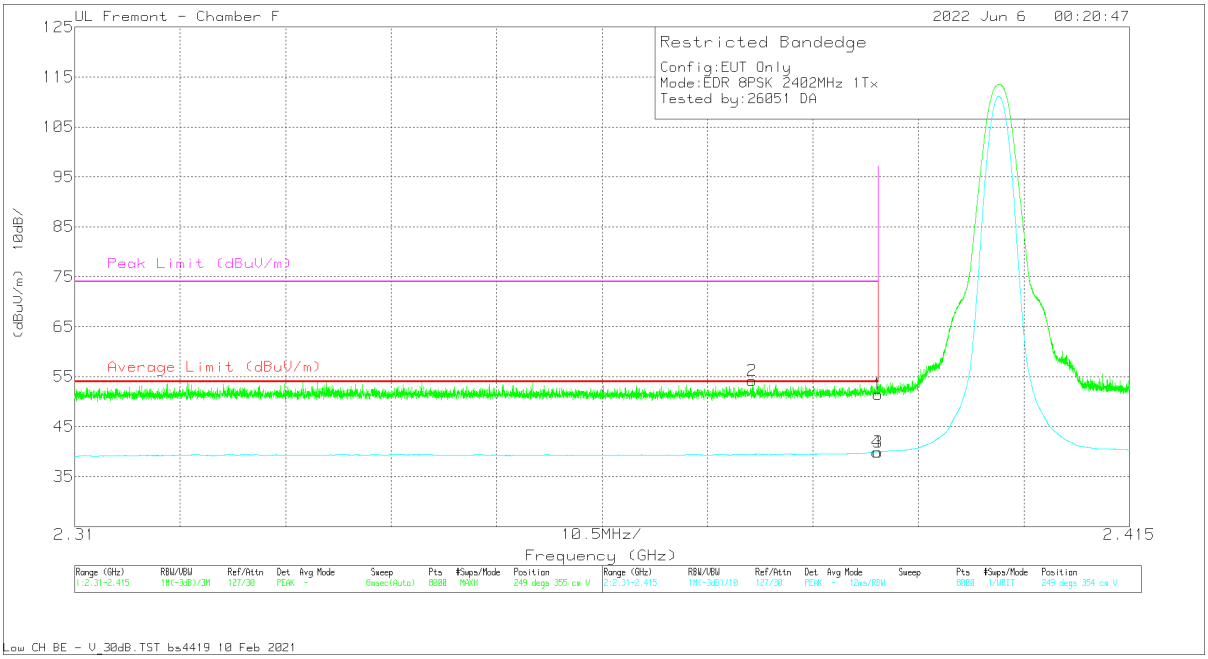

Marker	Frequency (GHz)	Meter Reading (dBuV)	Det	81887 ACF (dB)	Amp/Cbl/Fltr/Pad (dB)	Corrected Reading (dBuV/m)	Average Limit (dBuV/m)	Margin (dB)	Peak Limit (dBuV/m)	PK Margin (dB)	Azimuth (Degs)	Height (cm)	Polarity
1	* 2.39	58.8	Pk	32.1	-39.4	51.5	-	-	74	-22.5	249	355	V
2	* 2.37746	61.75	Pk	32	-39.5	54.25	-	-	74	-19.75	249	355	V
3	* 2.39	47.19	VA1T	32.1	-39.4	39.89	54	-14.11	-	-	249	354	V
4	* 2.389865	47.21	VA1T	32.1	-39.4	39.91	54	-14.09	-	-	249	354	V

* - indicates frequency in CFR47 Pt 15 / IC RSS-Restricted Band
Pk - Peak detector
VA1T - FHSS: Linear Voltage Average VB=1/Ton where: Ton is transmit duration

UL LLC.
47173 Benicia Street, Fremont, CA 94538; USA. TEL:(510) 319-4000 FAX:(510) 661-0888
This report shall not be reproduced except in full, without the written approval of UL LLC.

BANDEDGE (HIGH CHANNEL)

HORIZONTAL RESULT

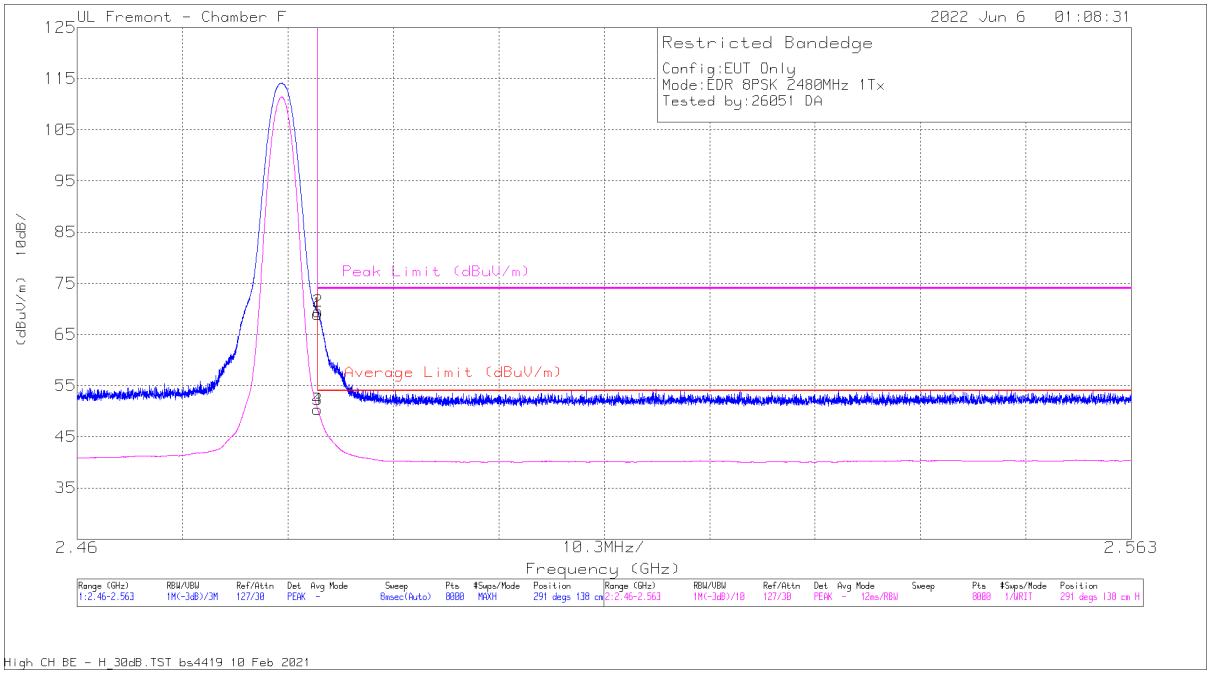

Marker	Frequency (GHz)	Meter Reading (dBuV)	Det	81887 ACF (dB)	Amp/Cbl/Fltr/Pad (dB)	Corrected Reading (dBuV/m)	Average Limit (dBuV/m)	Margin (dB)	Peak Limit (dBuV/m)	PK Margin (dB)	Azimuth (Degs)	Height (cm)	Polarity
1	* 2.4835	75.82	Pk	32.3	-39.1	69.02	-	-	74	-4.98	291	138	H
2	* 2.483526	76.3	Pk	32.3	-39.1	69.5	-	-	74	-4.5	291	138	H
3	* 2.4835	57.14	VA1T	32.3	-39.1	50.34	54	-3.66	-	-	291	138	H
4	* 2.483501	57.13	VA1T	32.3	-39.1	50.33	54	-3.67	-	-	291	138	H

* - indicates frequency in CFR47 Pt 15 / IC RSS-Restricted Band
Pk - Peak detector
VA1T - FHSS: Linear Voltage Average VB=1/Ton where: Ton is transmit duration

UL LLC.
47173 Benicia Street, Fremont, CA 94538; USA. TEL:(510) 319-4000 FAX:(510) 661-0888
This report shall not be reproduced except in full, without the written approval of UL LLC.

VERTICAL RESULT

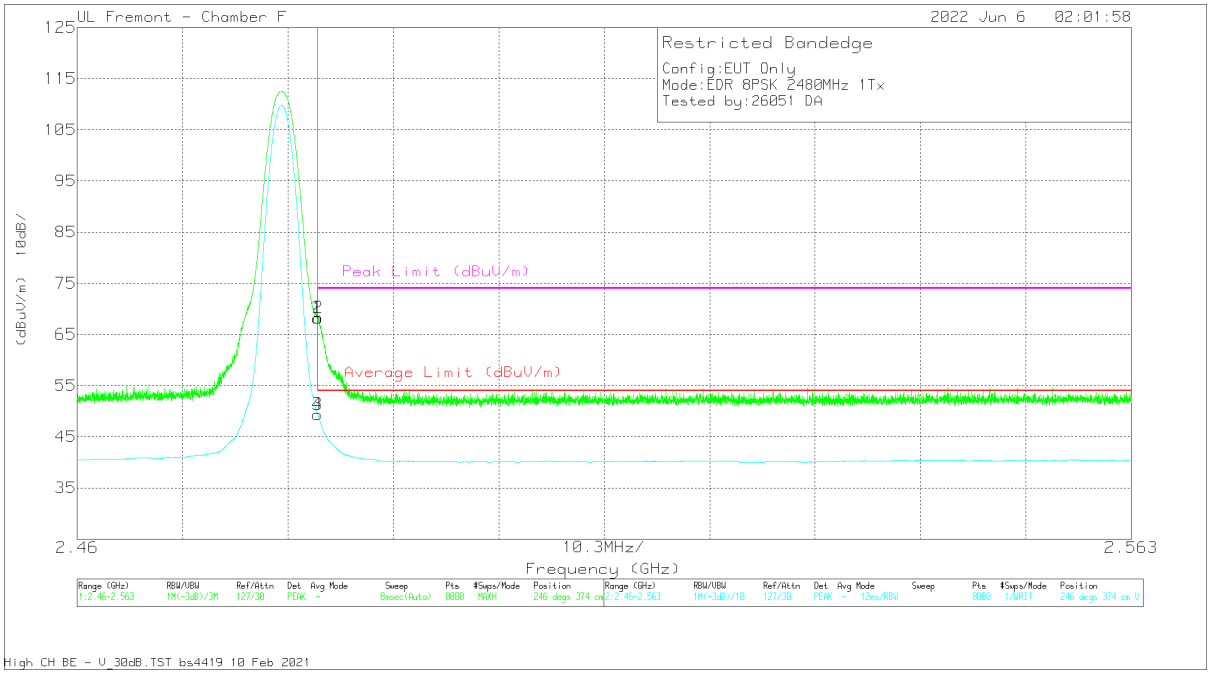

Marker	Frequency (GHz)	Meter Reading (dBuV)	Det	81887 ACF (dB)	Amp/Cbl/Fltr/Pad (dB)	Corrected Reading (dBuV/m)	Average Limit (dBuV/m)	Margin (dB)	Peak Limit (dBuV/m)	PK Margin (dB)	Azimuth (Degs)	Height (cm)	Polarity
1	* 2.4835	75.05	Pk	32.3	-39.1	68.25	-	-	74	-5.75	246	374	V
2	* 2.483526	75.07	Pk	32.3	-39.1	68.27	-	-	74	-5.73	246	374	V
3	* 2.4835	56.18	VA1T	32.3	-39.1	49.38	54	-4.62	-	-	246	374	V
4	* 2.483501	56.18	VA1T	32.3	-39.1	49.38	54	-4.62	-	-	246	374	V

* - indicates frequency in CFR47 Pt 15 / IC RSS-Restricted Band
Pk - Peak detector
VA1T - FHSS: Linear Voltage Average VB=1/Ton where: Ton is transmit duration

UL LLC.
47173 Benicia Street, Fremont, CA 94538; USA. TEL:(510) 319-4000 FAX:(510) 661-0888
This report shall not be reproduced except in full, without the written approval of UL LLC.

10.1.4. HIGH POWER BASIC DATA RATE TXBF 8PSK MODULATION

BANDEDGE (LOW CHANNEL)

HORIZONTAL RESULT

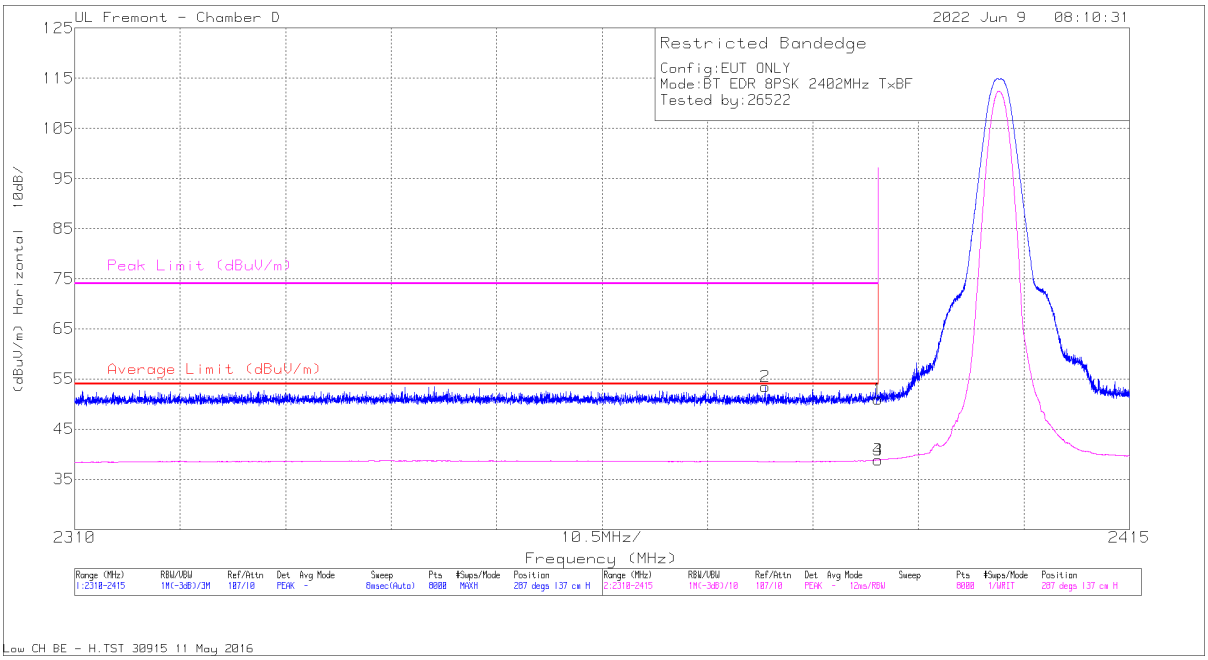

Marker	Frequency (MHz)	Meter Reading (dBuV)	Det	200786 ACF (dB/m)	Amp/Cbl/Fltr/Pad (dB)	Corrected Reading (dBuV/m)	Average Limit (dBuV/m)	Margin (dB)	Peak Limit (dBuV/m)	PK Margin (dB)	Azimuth (Degs)	Height (cm)	Polarity
1	* 2390	39.55	Pk	32.1	-20.7	50.95	-	-	74	-23.05	287	137	H
2	* 2378.72	42.22	Pk	32.1	-20.8	53.52	-	-	74	-20.48	287	137	H
3	* 2390	27.47	VA1T	32.1	-20.7	38.87	54	-15.13	-	-	287	137	H
4	* 2389.957	27.48	VA1T	32.1	-20.7	38.88	54	-15.12	-	-	287	137	H

* - indicates frequency in CFR47 Pt 15 / IC RSS-Restricted Band
Pk - Peak detector
VA1T - FHSS: Linear Voltage Average VB=1/Ton where: Ton is transmit duration

UL LLC.
47173 Benicia Street, Fremont, CA 94538; USA. TEL:(510) 319-4000 FAX:(510) 661-0888
This report shall not be reproduced except in full, without the written approval of UL LLC.

VERTICAL RESULT

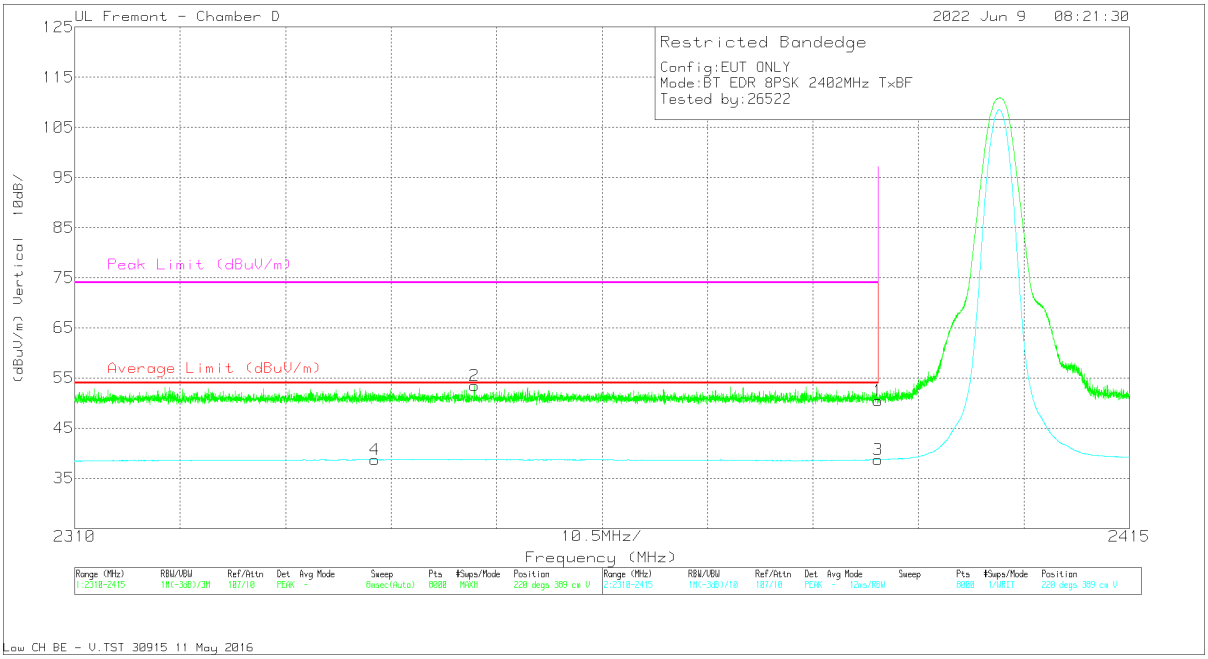

Marker	Frequency (MHz)	Meter Reading (dBuV)	Det	200786 ACF (dB/m)	Amp/Cbl/Fltr/Pad (dB)	Corrected Reading (dBuV/m)	Average Limit (dBuV/m)	Margin (dB)	Peak Limit (dBuV/m)	PK Margin (dB)	Azimuth (Degs)	Height (cm)	Polarity
1	* 2390	39.05	Pk	32.1	-20.7	50.45	-	-	74	-23.55	220	389	V
2	* 2349.788	42.02	Pk	32.3	-20.9	53.42	-	-	74	-20.58	220	389	V
3	* 2390	27.34	VA1T	32.1	-20.7	38.74	54	-15.26	-	-	220	389	V
4	* 2339.877	27.36	VA1T	32.3	-20.9	38.76	54	-15.24	-	-	220	389	V

* - indicates frequency in CFR47 Pt 15 / IC RSS-Restricted Band
Pk - Peak detector
VA1T - FHSS: Linear Voltage Average VB=1/Ton where: Ton is transmit duration

UL LLC.
47173 Benicia Street, Fremont, CA 94538; USA. TEL:(510) 319-4000 FAX:(510) 661-0888
This report shall not be reproduced except in full, without the written approval of UL LLC.

BANDEDGE (HIGH CHANNEL)

HORIZONTAL RESULT

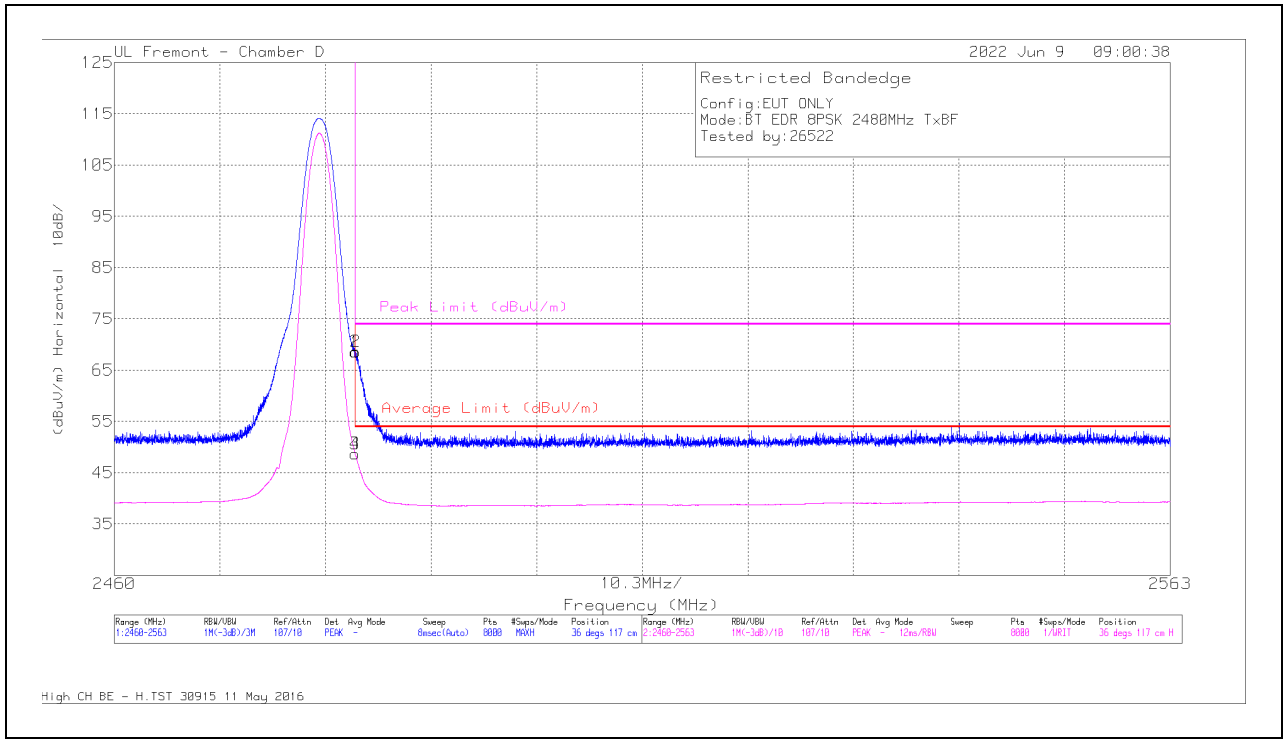

Marker	Frequency (MHz)	Meter Reading (dBuV)	Det	200786 ACF (dB/m)	Amp/Cbl/Fltr/Pad (dB)	Corrected Reading (dBuV/m)	Average Limit (dBuV/m)	Margin (dB)	Peak Limit (dBuV/m)	PK Margin (dB)	Azimuth (Degs)	Height (cm)	Polarity
1	* 2483.5	57.24	Pk	32	-20.7	68.54	-	-	74	-5.46	36	117	H
2	* 2483.526	57.3	Pk	32	-20.7	68.6	-	-	74	-5.4	36	117	H
3	* 2483.5	37.39	VA1T	32	-20.7	48.69	54	-5.31	-	-	36	117	H
4	* 2483.501	37.38	VA1T	32	-20.7	48.68	54	-5.32	-	-	36	117	H

* - indicates frequency in CFR47 Pt 15 / IC RSS-Restricted Band
Pk - Peak detector
VA1T - FHSS: Linear Voltage Average VB=1/Ton where: Ton is transmit duration

UL LLC.
47173 Benicia Street, Fremont, CA 94538; USA. TEL:(510) 319-4000 FAX:(510) 661-0888
This report shall not be reproduced except in full, without the written approval of UL LLC.

VERTICAL RESULT

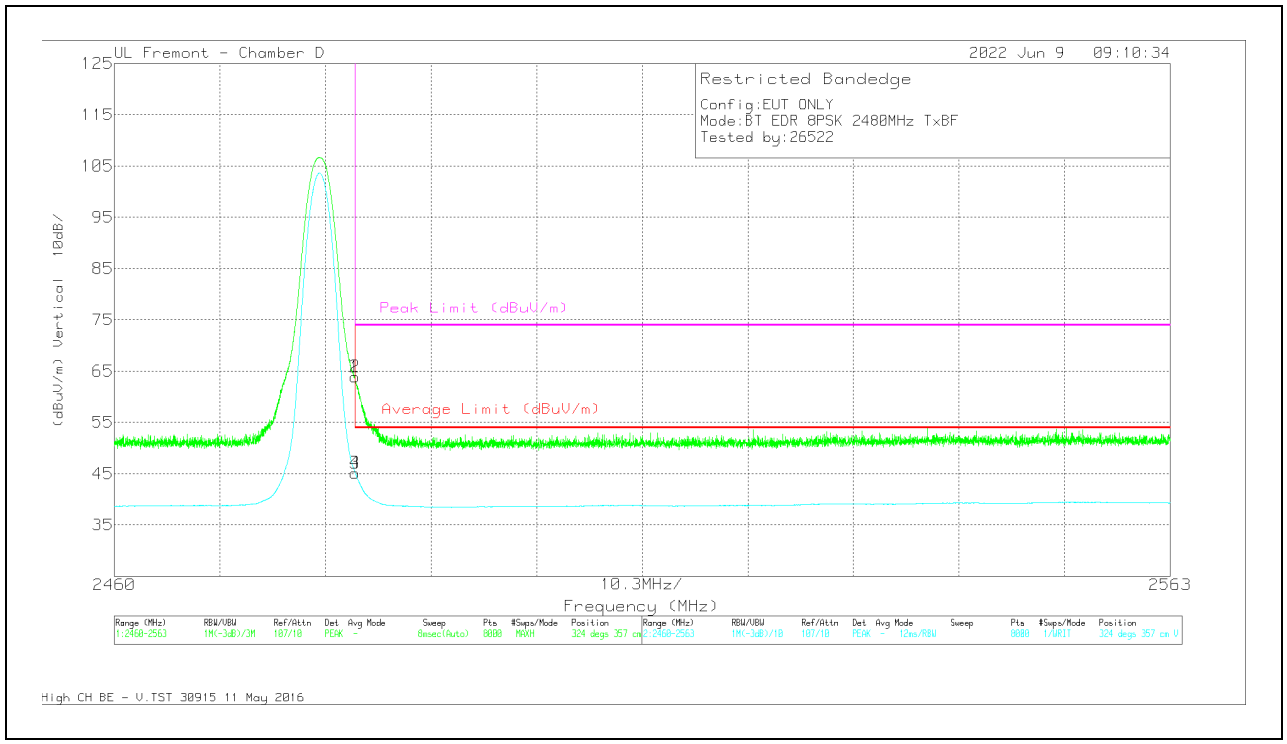

Marker	Frequency (MHz)	Meter Reading (dBuV)	Det	200786 ACF (dB/m)	Amp/Cbl/Fltr/Pad (dB)	Corrected Reading (dBuV/m)	Average Limit (dBuV/m)	Margin (dB)	Peak Limit (dBuV/m)	PK Margin (dB)	Azimuth (Degs)	Height (cm)	Polarity
1	* 2483.5	52.56	Pk	32	-20.7	63.86	-	-	74	-10.14	324	357	V
2	* 2483.501	52.58	Pk	32	-20.7	63.88	-	-	74	-10.12	324	357	V
3	* 2483.5	33.83	VA1T	32	-20.7	45.13	54	-8.87	-	-	324	357	V
4	* 2483.501	33.83	VA1T	32	-20.7	45.13	54	-8.87	-	-	324	357	V

* - indicates frequency in CFR47 Pt 15 / IC RSS-Restricted Band
Pk - Peak detector
VA1T - FHSS: Linear Voltage Average VB=1/Ton where: Ton is transmit duration

UL LLC.
47173 Benicia Street, Fremont, CA 94538; USA. TEL:(510) 319-4000 FAX:(510) 661-0888
This report shall not be reproduced except in full, without the written approval of UL LLC.

10.1.5. LOW POWER BASIC DATA RATE GFSK MODULATION

ANT 4

BANDEDGE (LOW CHANNEL)

HORIZONTAL RESULT

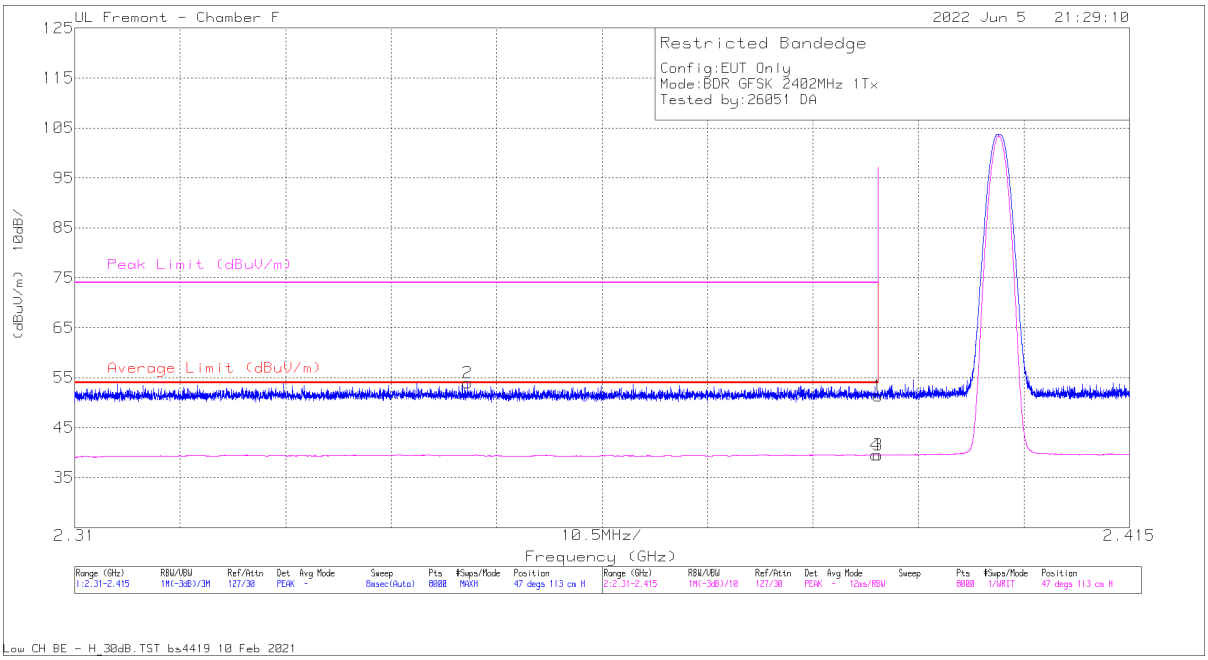

Marker	Frequency (GHz)	Meter Reading (dBuV)	Det	81887 ACF (dB)	Amp/Cbl/Fltr/Pad (dB)	Corrected Reading (dBuV/m)	Average Limit (dBuV/m)	Margin (dB)	Peak Limit (dBuV/m)	PK Margin (dB)	Azimuth (Degs)	Height (cm)	Polarity
1	* 2.39	58.59	Pk	32.1	-39.4	51.29	-	-	74	-22.71	47	113	H
2	* 2.349118	61.33	Pk	32.1	-39.5	53.93	-	-	74	-20.07	47	113	H
3	* 2.39	46.79	VA1T	32.1	-39.4	39.49	54	-14.51	-	-	47	113	H
4	* 2.38976	46.85	VA1T	32.1	-39.4	39.55	54	-14.45	-	-	47	113	H

* - indicates frequency in CFR47 Pt 15 / IC RSS-Restricted Band
Pk - Peak detector
VA1T - FHSS: Linear Voltage Average VB=1/Ton where: Ton is transmit duration

UL LLC.
47173 Benicia Street, Fremont, CA 94538; USA. TEL:(510) 319-4000 FAX:(510) 661-0888
This report shall not be reproduced except in full, without the written approval of UL LLC.

VERTICAL RESULT

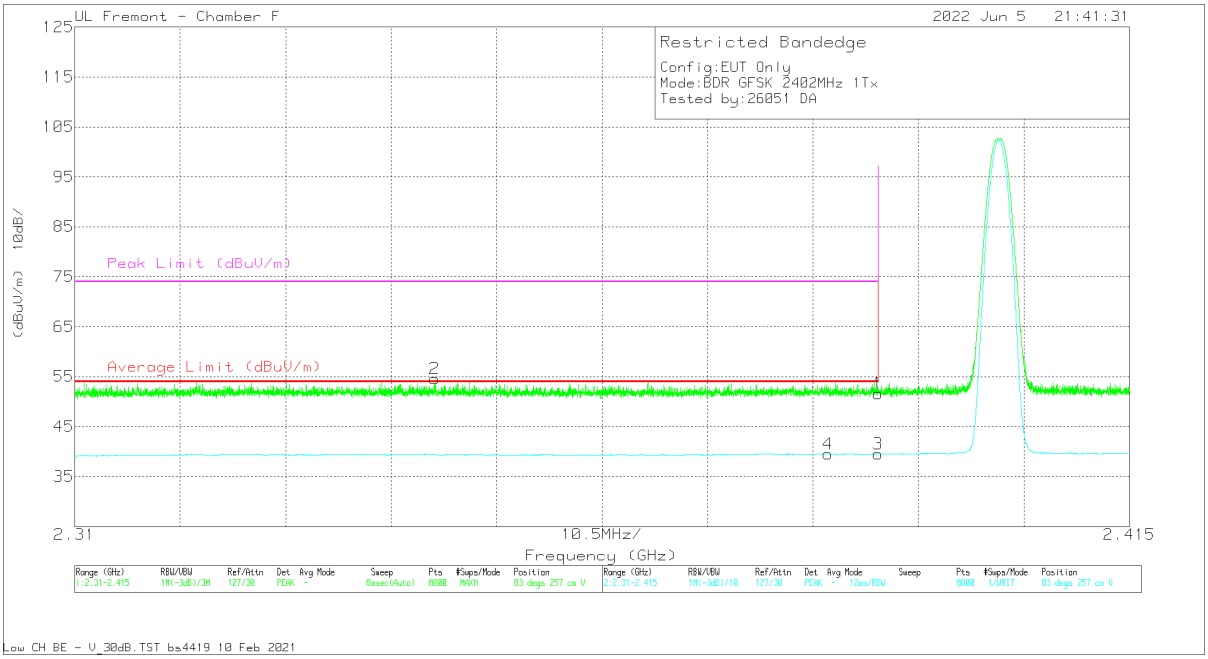

Marker	Frequency (GHz)	Meter Reading (dBuV)	Det	81887 ACF (dB)	Amp/Cbl/Fltr/Pad (dB)	Corrected Reading (dBuV/m)	Average Limit (dBuV/m)	Margin (dB)	Peak Limit (dBuV/m)	PK Margin (dB)	Azimuth (Degs)	Height (cm)	Polarity
1	* 2.39	58.92	Pk	32.1	-39.4	51.62	-	-	74	-22.38	83	257	V
2	* 2.345837	62.02	Pk	32.1	-39.5	54.62	-	-	74	-19.38	83	257	V
3	* 2.39	46.77	VA1T	32.1	-39.4	39.47	54	-14.53	-	-	83	257	V
4	* 2.385008	46.93	VA1T	32	-39.4	39.53	54	-14.47	-	-	83	257	V

* - indicates frequency in CFR47 Pt 15 / IC RSS-Restricted Band
Pk - Peak detector
VA1T - FHSS: Linear Voltage Average VB=1/Ton where: Ton is transmit duration

UL LLC.
47173 Benicia Street, Fremont, CA 94538; USA. TEL:(510) 319-4000 FAX:(510) 661-0888
This report shall not be reproduced except in full, without the written approval of UL LLC.

BANDEDGE (HIGH CHANNEL)

HORIZONTAL RESULT

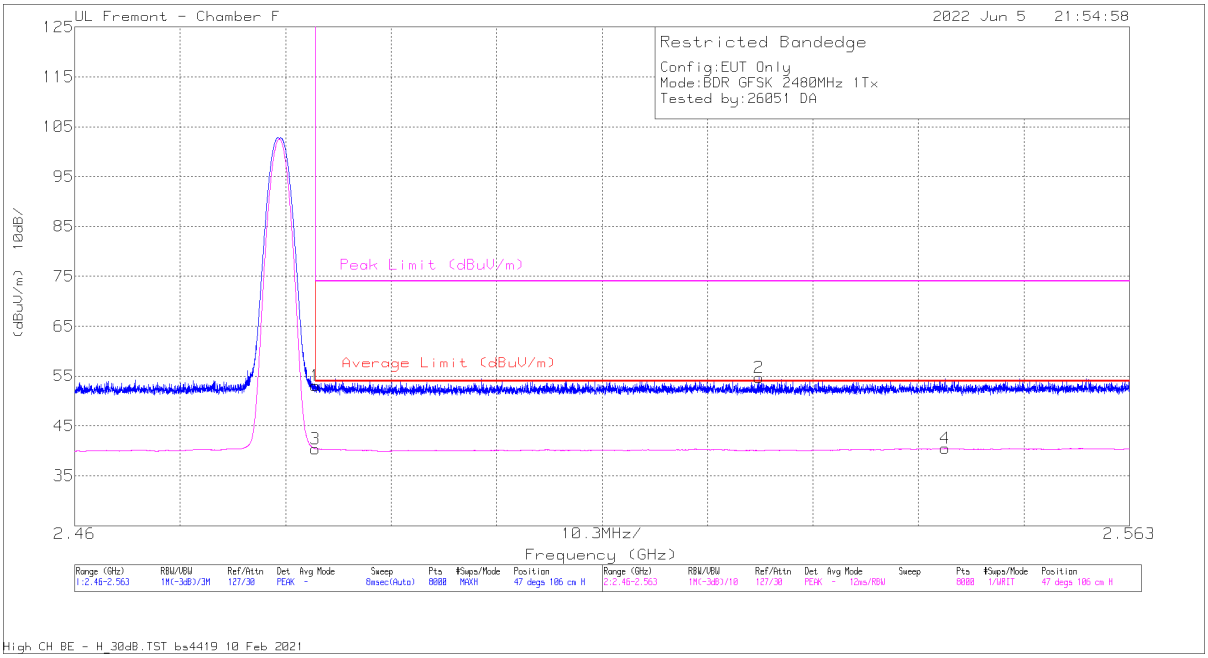

Marker	Frequency (GHz)	Meter Reading (dBuV)	Det	81887 ACF (dB)	Amp/Cbl/Fltr/Pad (dB)	Corrected Reading (dBuV/m)	Average Limit (dBuV/m)	Margin (dB)	Peak Limit (dBuV/m)	PK Margin (dB)	Azimuth (Degs)	Height (cm)	Polarity
1	* 2.4835	59.87	Pk	32.3	-39.1	53.07	-	-	74	-20.93	47	106	H
2	2.526806	61.54	Pk	32.3	-39.1	54.74	-	-	74	-19.26	47	106	H
3	* 2.4835	47.22	VA1T	32.3	-39.1	40.42	54	-13.58	-	-	47	106	H
4	2.545027	47.08	VA1T	32.4	-39	40.48	54	-13.52	-	-	47	106	H

* - indicates frequency in CFR47 Pt 15 / IC RSS-Restricted Band
Pk - Peak detector
VA1T - FHSS: Linear Voltage Average VB=1/Ton where: Ton is transmit duration

UL LLC.
47173 Benicia Street, Fremont, CA 94538; USA. TEL:(510) 319-4000 FAX:(510) 661-0888
This report shall not be reproduced except in full, without the written approval of UL LLC.

VERTICAL RESULT

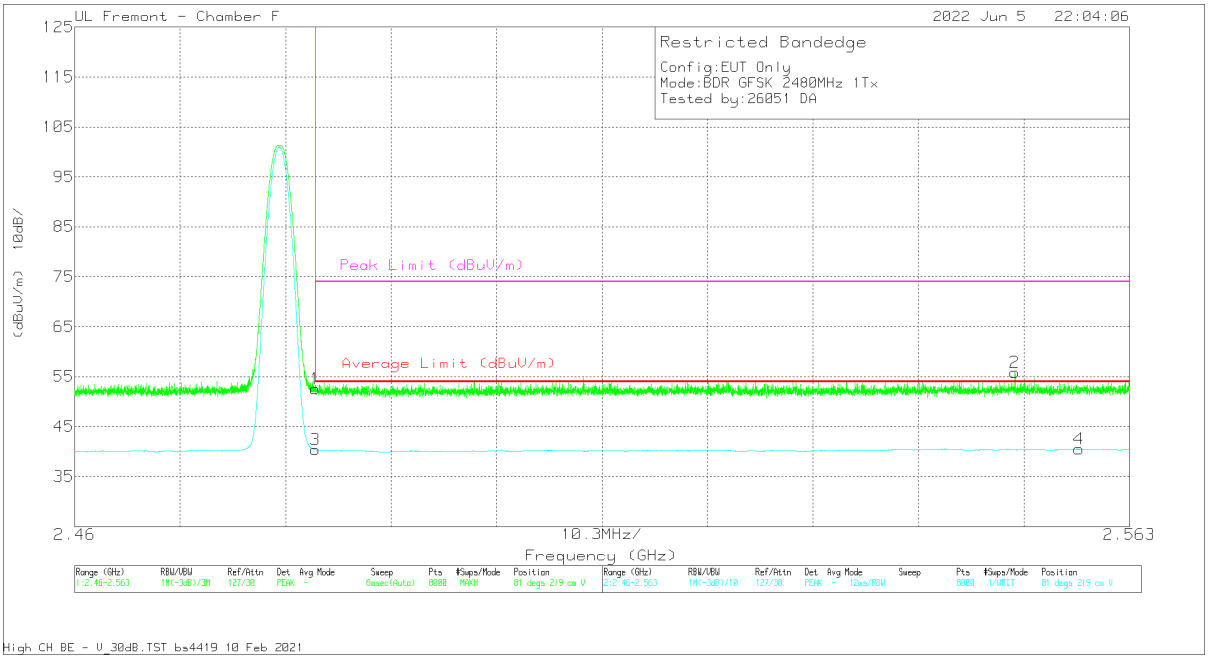

Marker	Frequency (GHz)	Meter Reading (dBuV)	Det	81887 ACF (dB)	Amp/Cbl/Fltr/Pad (dB)	Corrected Reading (dBuV/m)	Average Limit (dBuV/m)	Margin (dB)	Peak Limit (dBuV/m)	PK Margin (dB)	Azimuth (Degs)	Height (cm)	Polarity
1	* 2.4835	59.34	Pk	32.3	-39.1	52.54	-	-	74	-21.46	81	219	V
2	2.551826	62.41	Pk	32.4	-39	55.81	-	-	74	-18.19	81	219	V
3	* 2.4835	47.19	VA1T	32.3	-39.1	40.39	54	-13.61	-	-	81	219	V
4	2.558071	46.98	VA1T	32.4	-38.9	40.48	54	-13.52	-	-	81	219	V

* - indicates frequency in CFR47 Pt 15 / IC RSS-Restricted Band
Pk - Peak detector
VA1T - FHSS: Linear Voltage Average VB=1/Ton where: Ton is transmit duration

UL LLC.
47173 Benicia Street, Fremont, CA 94538; USA. TEL:(510) 319-4000 FAX:(510) 661-0888
This report shall not be reproduced except in full, without the written approval of UL LLC.

ANT 3

BANDEDGE (LOW CHANNEL)

HORIZONTAL RESULT

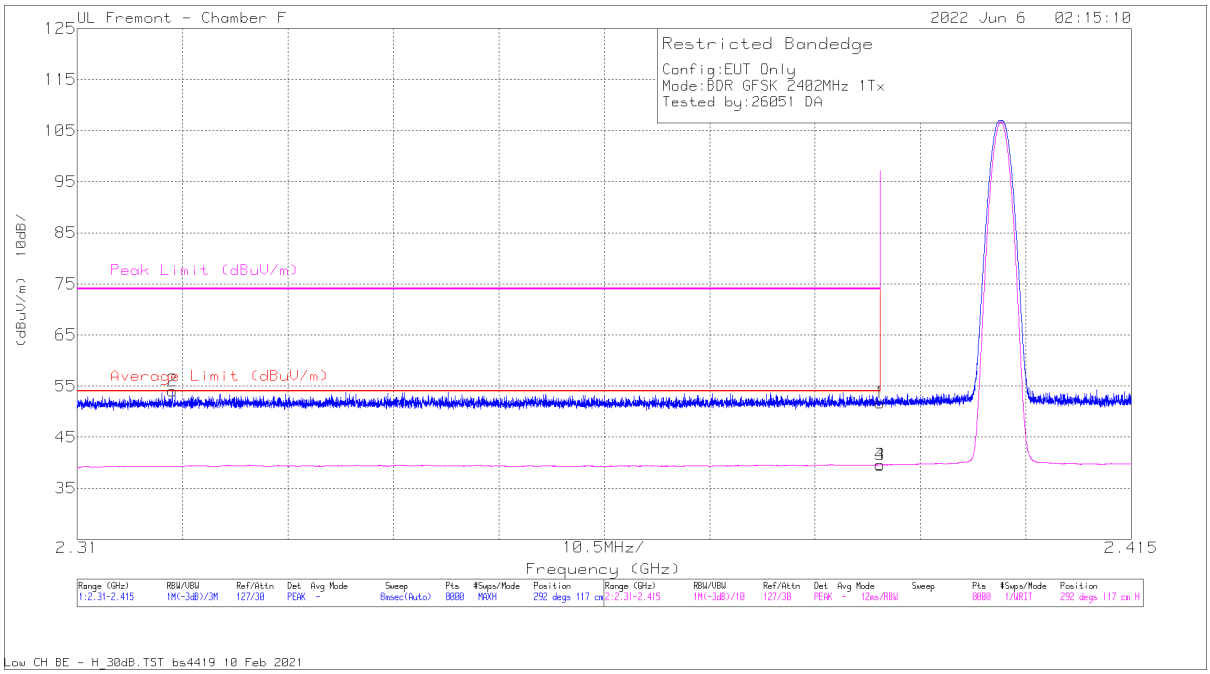

Marker	Frequency (GHz)	Meter Reading (dBuV)	Det	81887 ACF (dB)	Amp/Cbl/Fltr/Pad (dB)	Corrected Reading (dBuV/m)	Average Limit (dBuV/m)	Margin (dB)	Peak Limit (dBuV/m)	PK Margin (dB)	Azimuth (Degs)	Height (cm)	Polarity
1	* 2.39	59.03	Pk	32.1	-39.4	51.73	-	-	74	-22.27	292	117	H
2	* 2.319491	61.68	Pk	32	-39.6	54.08	-	-	74	-19.92	292	117	H
3	* 2.39	46.89	VA1T	32.1	-39.4	39.59	54	-14.41	-	-	292	117	H
4	* 2.389957	46.91	VA1T	32.1	-39.4	39.61	54	-14.39	-	-	292	117	H

* - indicates frequency in CFR47 Pt 15 / IC RSS-Restricted Band
Pk - Peak detector
VA1T - FHSS: Linear Voltage Average VB=1/Ton where: Ton is transmit duration

UL LLC.
47173 Benicia Street, Fremont, CA 94538; USA. TEL:(510) 319-4000 FAX:(510) 661-0888
This report shall not be reproduced except in full, without the written approval of UL LLC.

VERTICAL RESULT

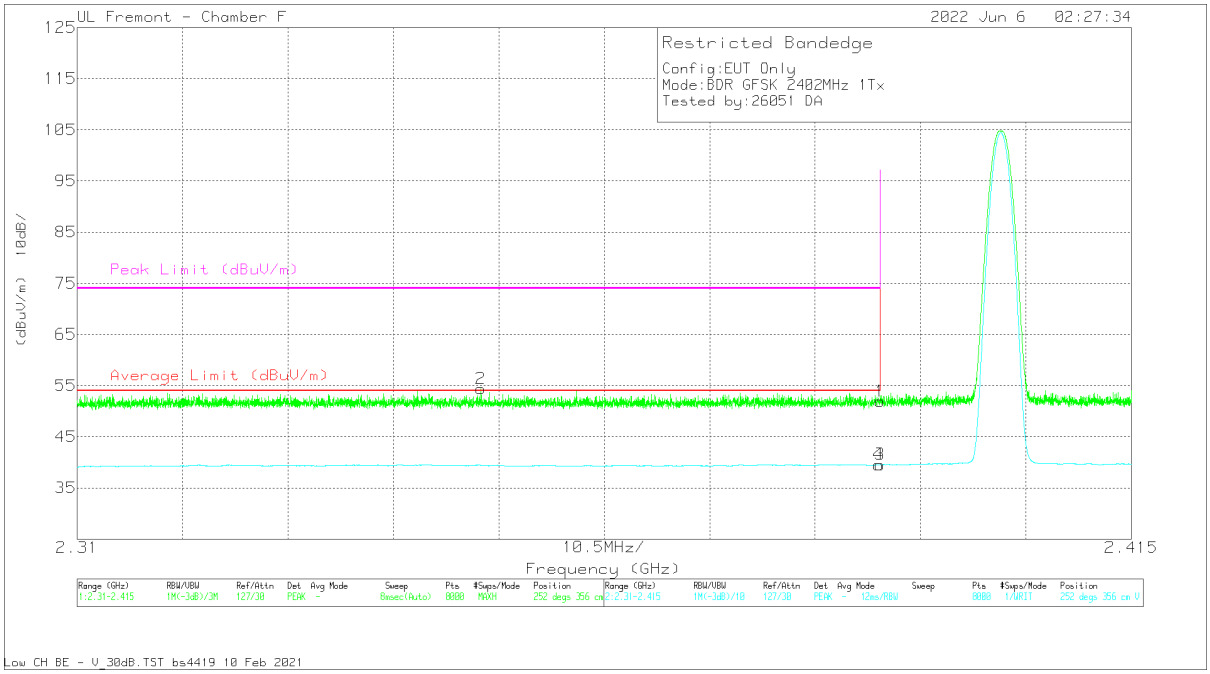

Marker	Frequency (GHz)	Meter Reading (dBuV)	Det	81887 ACF (dB)	Amp/Cbl/Fltr/Pad (dB)	Corrected Reading (dBuV/m)	Average Limit (dBuV/m)	Margin (dB)	Peak Limit (dBuV/m)	PK Margin (dB)	Azimuth (Degs)	Height (cm)	Polarity
1	* 2.39	59.22	Pk	32.1	-39.4	51.92	-	-	74	-22.08	252	356	V
2	* 2.350221	61.9	Pk	32	-39.5	54.4	-	-	74	-19.6	252	356	V
3	* 2.39	46.85	VA1T	32.1	-39.4	39.55	54	-14.45	-	-	252	356	V
4	* 2.389825	46.86	VA1T	32.1	-39.4	39.56	54	-14.44	-	-	252	356	V

* - indicates frequency in CFR47 Pt 15 / IC RSS-Restricted Band
Pk - Peak detector
VA1T - FHSS: Linear Voltage Average VB=1/Ton where: Ton is transmit duration

UL LLC.
47173 Benicia Street, Fremont, CA 94538; USA. TEL:(510) 319-4000 FAX:(510) 661-0888
This report shall not be reproduced except in full, without the written approval of UL LLC.

BANDEDGE (HIGH CHANNEL)

HORIZONTAL RESULT

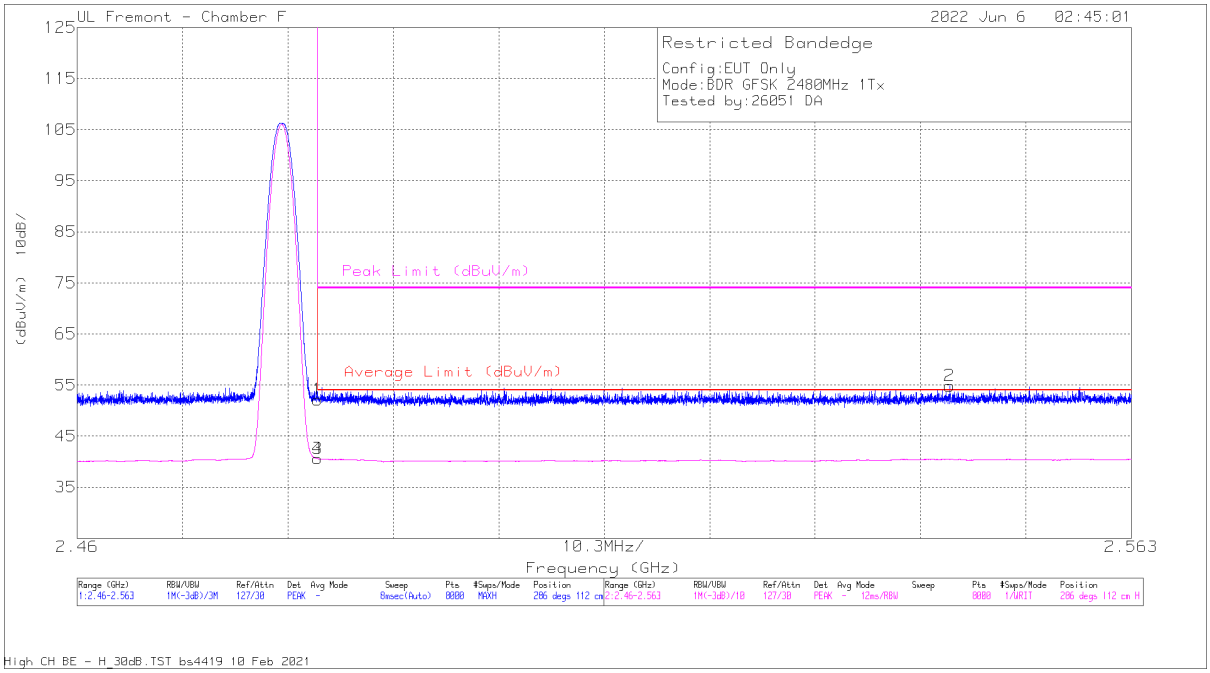

Marker	Frequency (GHz)	Meter Reading (dBuV)	Det	81887 ACF (dB)	Amp/Cbl/Fltr/Pad (dB)	Corrected Reading (dBuV/m)	Average Limit (dBuV/m)	Margin (dB)	Peak Limit (dBuV/m)	PK Margin (dB)	Azimuth (Degs)	Height (cm)	Polarity
1	* 2.4835	58.94	Pk	32.3	-39.1	52.14	-	-	74	-21.86	286	112	H
2	2.545233	61.45	Pk	32.4	-39	54.85	-	-	74	-19.15	286	112	H
3	* 2.4835	47.38	VA1T	32.3	-39.1	40.58	54	-13.42	-	-	286	112	H
4	* 2.483501	47.38	VA1T	32.3	-39.1	40.58	54	-13.42	-	-	286	112	H

* - indicates frequency in CFR47 Pt 15 / IC RSS-Restricted Band
Pk - Peak detector
VA1T - FHSS: Linear Voltage Average VB=1/Ton where: Ton is transmit duration

UL LLC.
47173 Benicia Street, Fremont, CA 94538; USA. TEL:(510) 319-4000 FAX:(510) 661-0888
This report shall not be reproduced except in full, without the written approval of UL LLC.

VERTICAL RESULT

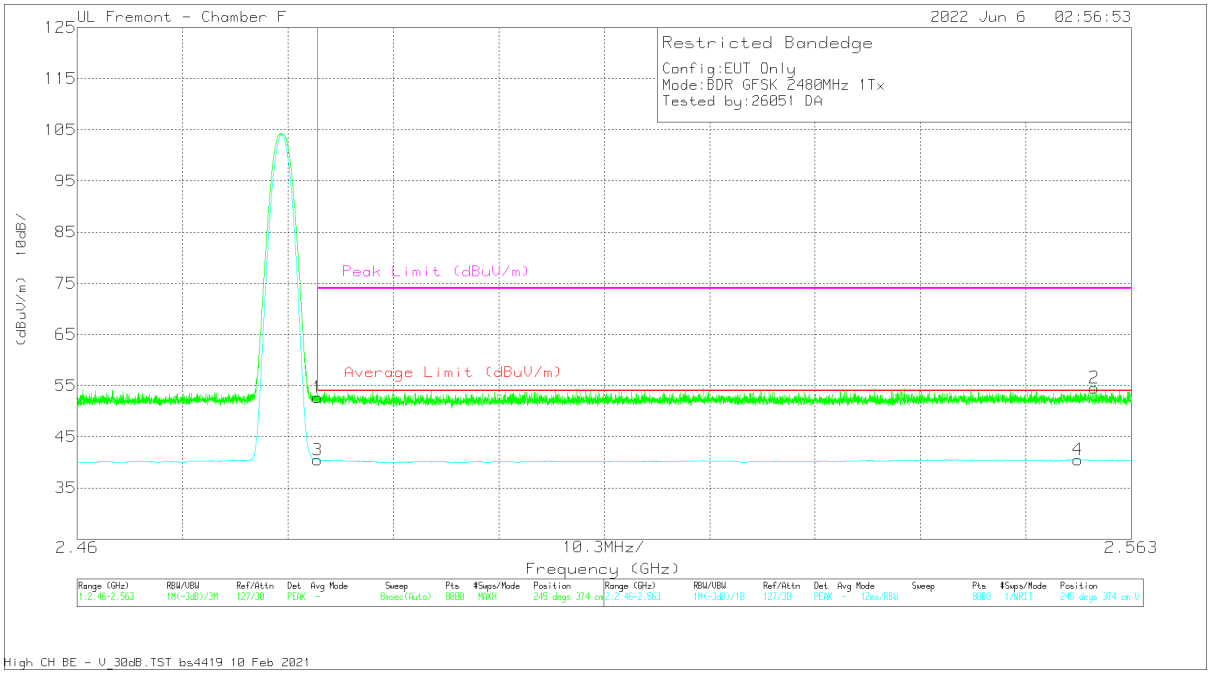

Marker	Frequency (GHz)	Meter Reading (dBuV)	Det	81887 ACF (dB)	Amp/Cbl/Fltr/Pad (dB)	Corrected Reading (dBuV/m)	Average Limit (dBuV/m)	Margin (dB)	Peak Limit (dBuV/m)	PK Margin (dB)	Azimuth (Degs)	Height (cm)	Polarity
1	* 2.4835	59.49	Pk	32.3	-39.1	52.69	-	-	74	-21.31	245	374	V
2	2.559359	61.14	Pk	32.4	-39	54.54	-	-	74	-19.46	245	374	V
3	* 2.4835	47.27	VA1T	32.3	-39.1	40.47	54	-13.53	-	-	245	374	V
4	2.557762	47.02	VA1T	32.4	-38.9	40.52	54	-13.48	-	-	245	374	V

* - indicates frequency in CFR47 Pt 15 / IC RSS-Restricted Band
Pk - Peak detector
VA1T - FHSS: Linear Voltage Average VB=1/Ton where: Ton is transmit duration

UL LLC.
47173 Benicia Street, Fremont, CA 94538; USA. TEL:(510) 319-4000 FAX:(510) 661-0888
This report shall not be reproduced except in full, without the written approval of UL LLC.

10.1.6. LOW POWER BASIC DATA RATE TXBF GFSK MODULATION

BANDEDGE (LOW CHANNEL)

HORIZONTAL RESULT

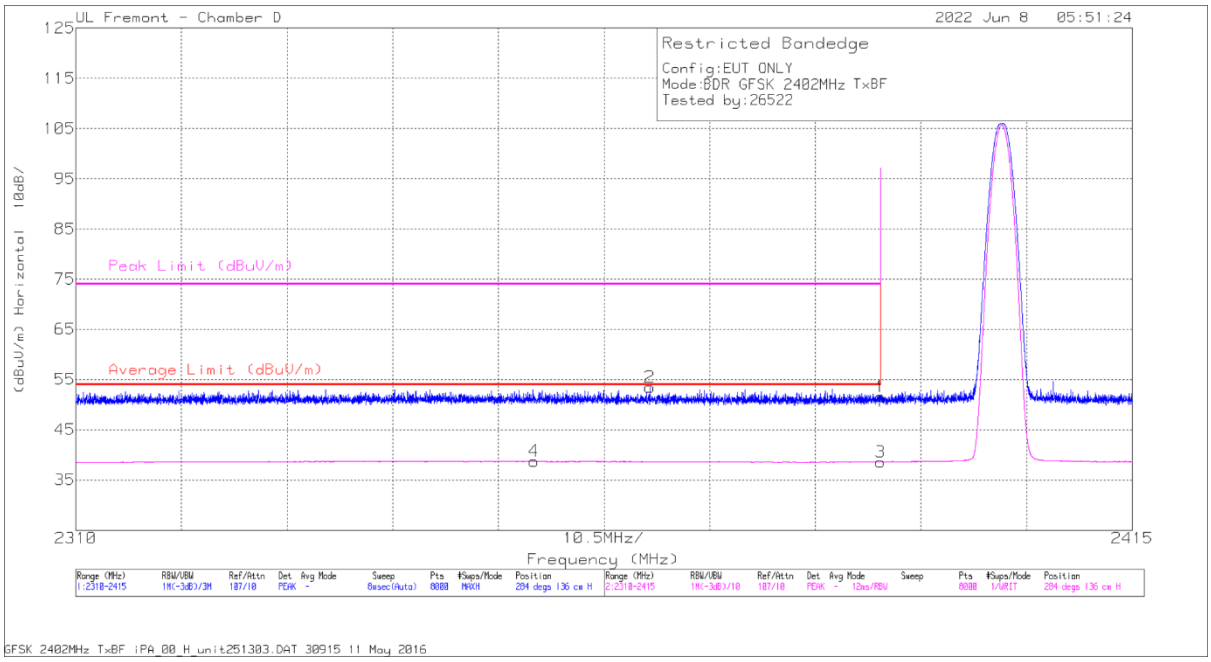

Marker	Frequency (MHz)	Meter Reading (dBuV)	Det	200786 ACF (dB/m)	Amp/Cbl/Fltr/Pad (dB)	Corrected Reading (dBuV/m)	Average Limit (dBuV/m)	Margin (dB)	Peak Limit (dBuV/m)	PK Margin (dB)	Azimuth (Degs)	Height (cm)	Polarity
1	* 2390	40.25	Pk	32.1	-20.7	51.65	-	-	74	-22.35	284	136	H
2	* 2367.05	42.08	Pk	32.2	-20.8	53.48	-	-	74	-20.52	284	136	H
3	* 2390	27.21	VA1T	32.1	-20.7	38.61	54	-15.39	-	-	284	136	H
4	* 2355.564	27.27	VA1T	32.3	-20.8	38.77	54	-15.23	-	-	284	136	H

* - indicates frequency in CFR47 Pt 15 / IC RSS-Restricted Band
Pk - Peak detector
VA1T - FHSS: Linear Voltage Average VB=1/Ton where: Ton is transmit duration

UL LLC.
47173 Benicia Street, Fremont, CA 94538; USA. TEL:(510) 319-4000 FAX:(510) 661-0888
This report shall not be reproduced except in full, without the written approval of UL LLC.

VERTICAL RESULT

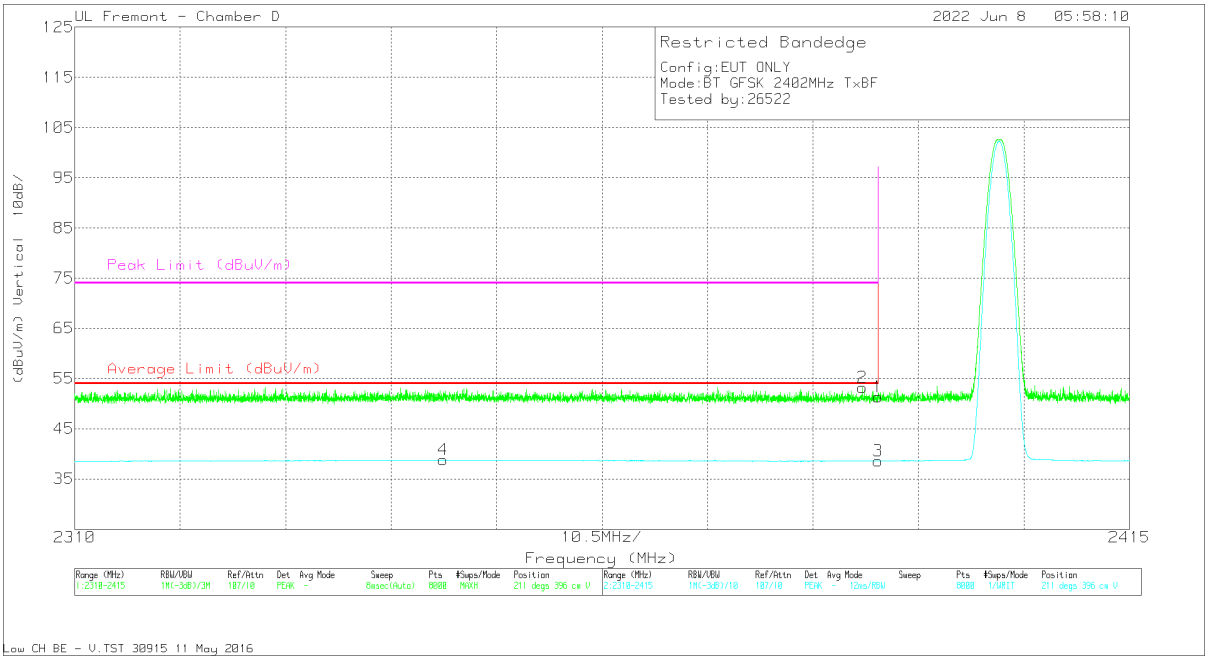

Marker	Frequency (MHz)	Meter Reading (dBuV)	Det	200786 ACF (dB/m)	Amp/Cbl/Fltr/Pad (dB)	Corrected Reading (dBuV/m)	Average Limit (dBuV/m)	Margin (dB)	Peak Limit (dBuV/m)	PK Margin (dB)	Azimuth (Degs)	Height (cm)	Polarity
1	* 2390	39.97	Pk	32.1	-20.7	51.37	-	-	74	-22.63	211	396	V
2	* 2388.434	41.86	Pk	32.1	-20.7	53.26	-	-	74	-20.74	211	396	V
3	* 2390	27.23	VA1T	32.1	-20.7	38.63	54	-15.37	-	-	211	396	V
4	* 2346.69	27.28	VA1T	32.3	-20.8	38.78	54	-15.22	-	-	211	396	V

* - indicates frequency in CFR47 Pt 15 / IC RSS-Restricted Band
Pk - Peak detector
VA1T - FHSS: Linear Voltage Average VB=1/Ton where: Ton is transmit duration

UL LLC.
47173 Benicia Street, Fremont, CA 94538; USA. TEL:(510) 319-4000 FAX:(510) 661-0888
This report shall not be reproduced except in full, without the written approval of UL LLC.

BANDEDGE (HIGH CHANNEL)

HORIZONTAL RESULT

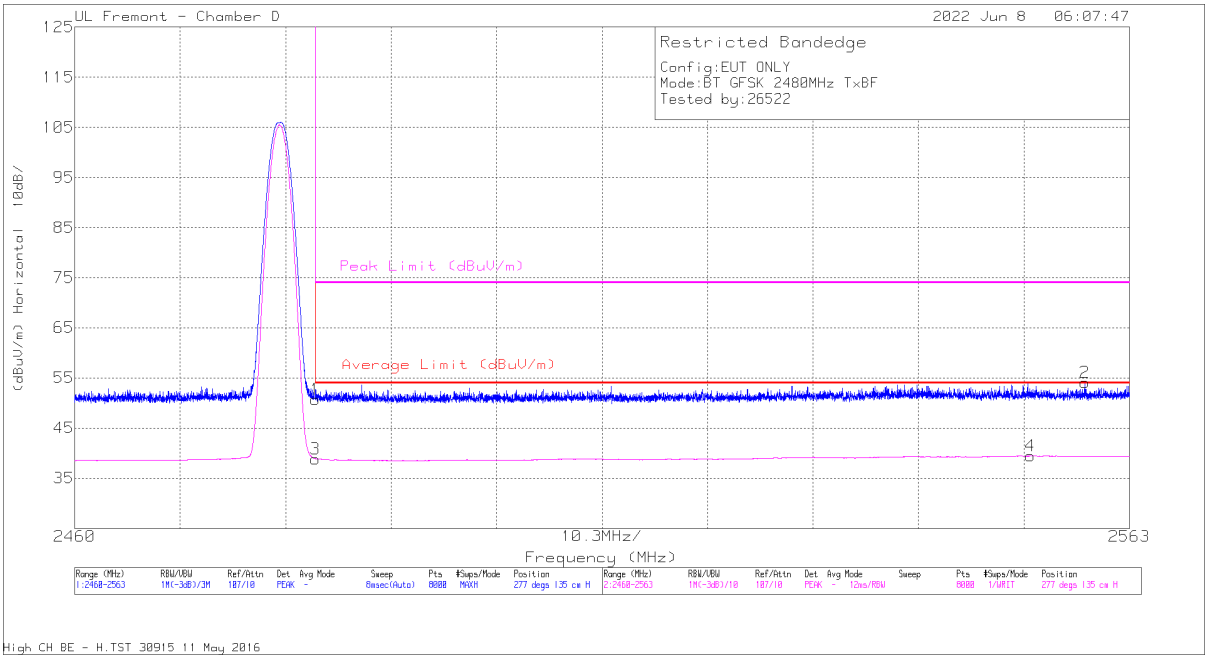

Marker	Frequency (MHz)	Meter Reading (dBuV)	Det	200786 ACF (dB/m)	Amp/Cbl/Fltr/Pad (dB)	Corrected Reading (dBuV/m)	Average Limit (dBuV/m)	Margin (dB)	Peak Limit (dBuV/m)	PK Margin (dB)	Azimuth (Degs)	Height (cm)	Polarity
1	* 2483.5	39.44	Pk	32	-20.7	50.74	-	-	74	-23.26	277	135	H
3	* 2483.5	27.58	VA1T	32	-20.7	38.88	54	-15.12	-	-	277	135	H
4	2553.333	27.36	VA1T	32.5	-20.4	39.46	54	-14.54	-	-	277	135	H
2	2558.625	42.15	Pk	32.5	-20.5	54.15	-	-	74	-19.85	277	135	H

* - indicates frequency in CFR47 Pt 15 / IC RSS-Restricted Band
Pk - Peak detector
VA1T - FHSS: Linear Voltage Average VB=1/Ton where: Ton is transmit duration

UL LLC.
47173 Benicia Street, Fremont, CA 94538; USA. TEL:(510) 319-4000 FAX:(510) 661-0888
This report shall not be reproduced except in full, without the written approval of UL LLC.

VERTICAL RESULT

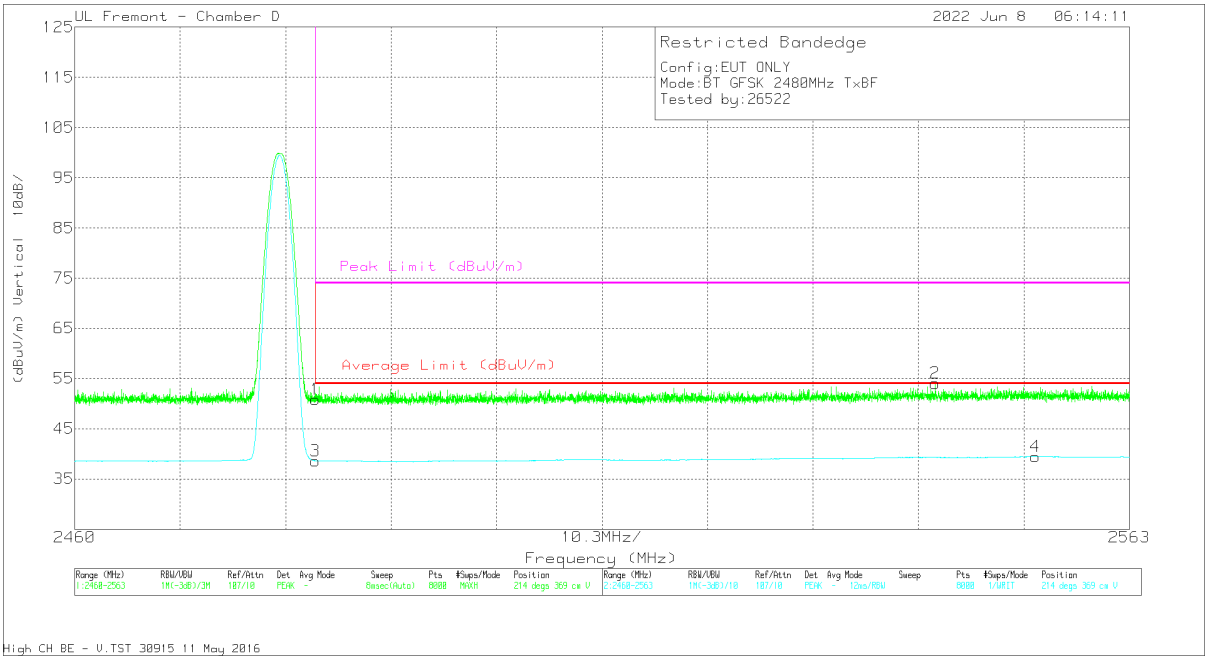

Marker	Frequency (MHz)	Meter Reading (dBuV)	Det	200786 ACF (dB/m)	Amp/Cbl/Fltr/Pad (dB)	Corrected Reading (dBuV/m)	Average Limit (dBuV/m)	Margin (dB)	Peak Limit (dBuV/m)	PK Margin (dB)	Azimuth (Degs)	Height (cm)	Polarity
1	* 2483.5	39.5	Pk	32	-20.7	50.8	-	-	74	-23.2	214	369	V
3	* 2483.5	27.33	VA1T	32	-20.7	38.63	54	-15.37	-	-	214	369	V
2	2544.022	42.04	Pk	32.4	-20.4	54.04	-	-	74	-19.96	214	369	V
4	2553.796	27.38	VA1T	32.5	-20.4	39.48	54	-14.52	-	-	214	369	V

* - indicates frequency in CFR47 Pt 15 / IC RSS-Restricted Band
Pk - Peak detector
VA1T - FHSS: Linear Voltage Average VB=1/Ton where: Ton is transmit duration

UL LLC.
47173 Benicia Street, Fremont, CA 94538; USA. TEL:(510) 319-4000 FAX:(510) 661-0888
This report shall not be reproduced except in full, without the written approval of UL LLC.

10.1.7. LOW POWER ENHANCED DATA RATE 8PSK MODULATION

ANT 4

BANDEDGE (LOW CHANNEL)

HORIZONTAL RESULT

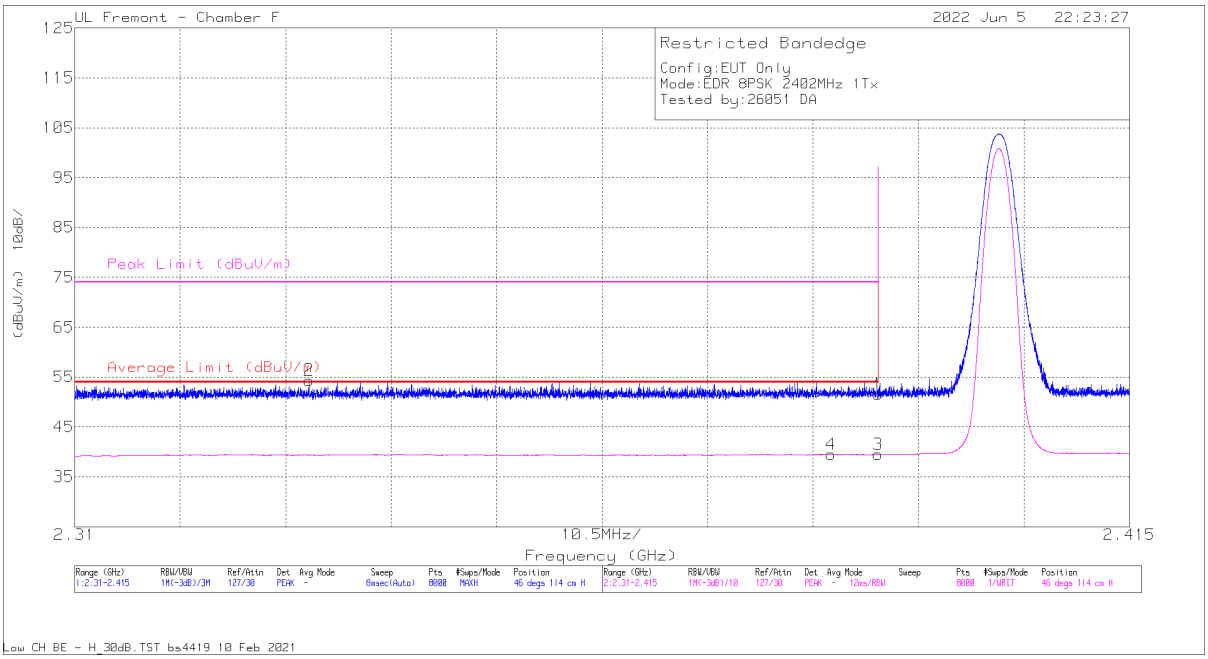

Marker	Frequency (GHz)	Meter Reading (dBuV)	Det	81887 ACF (dB)	Amp/Cbl/Fltr/Pad (dB)	Corrected Reading (dBuV/m)	Average Limit (dBuV/m)	Margin (dB)	Peak Limit (dBuV/m)	PK Margin (dB)	Azimuth (Degs)	Height (cm)	Polarity
1	* 2.39	58.81	Pk	32.1	-39.4	51.51	-	-	74	-22.49	46	114	H
2	* 2.3333	61.99	Pk	32	-39.6	54.39	-	-	74	-19.61	46	114	H
3	* 2.39	46.82	VA1T	32.1	-39.4	39.52	54	-14.48	-	-	46	114	H
4	* 2.38527	46.94	VA1T	32	-39.4	39.54	54	-14.46	-	-	46	114	H

* - indicates frequency in CFR47 Pt 15 / IC RSS-Restricted Band
Pk - Peak detector
VA1T - FHSS: Linear Voltage Average VB=1/Ton where: Ton is transmit duration

UL LLC.
47173 Benicia Street, Fremont, CA 94538; USA. TEL:(510) 319-4000 FAX:(510) 661-0888
This report shall not be reproduced except in full, without the written approval of UL LLC.

VERTICAL RESULT

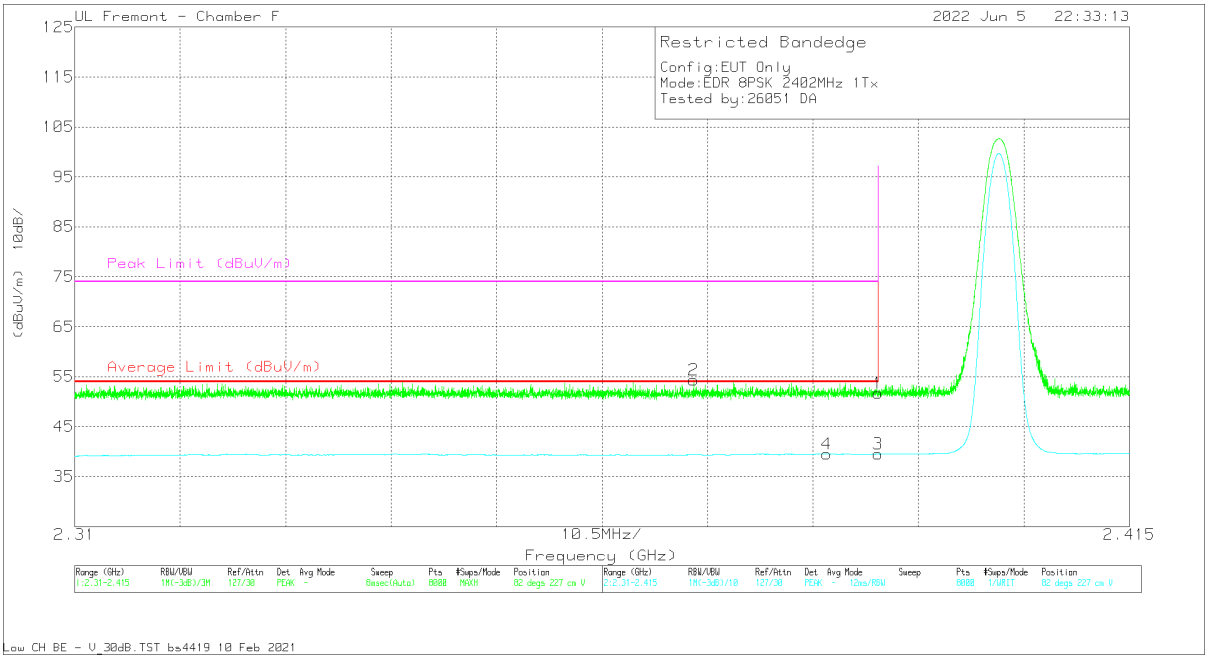

Marker	Frequency (GHz)	Meter Reading (dBuV)	Det	81887 ACF (dB)	Amp/Cbl/Fltr/Pad (dB)	Corrected Reading (dBuV/m)	Average Limit (dBuV/m)	Margin (dB)	Peak Limit (dBuV/m)	PK Margin (dB)	Azimuth (Degs)	Height (cm)	Polarity
1	* 2.39	59.04	Pk	32.1	-39.4	51.74	-	-	74	-22.26	82	227	V
2	* 2.371605	61.85	Pk	32	-39.5	54.35	-	-	74	-19.65	82	227	V
3	* 2.39	46.81	VA1T	32.1	-39.4	39.51	54	-14.49	-	-	82	227	V
4	* 2.384837	46.94	VA1T	32	-39.4	39.54	54	-14.46	-	-	82	227	V

* - indicates frequency in CFR47 Pt 15 / IC RSS-Restricted Band
Pk - Peak detector
VA1T - FHSS: Linear Voltage Average VB=1/Ton where: Ton is transmit duration

UL LLC.
47173 Benicia Street, Fremont, CA 94538; USA. TEL:(510) 319-4000 FAX:(510) 661-0888
This report shall not be reproduced except in full, without the written approval of UL LLC.

BANDEDGE (HIGH CHANNEL)

HORIZONTAL RESULT

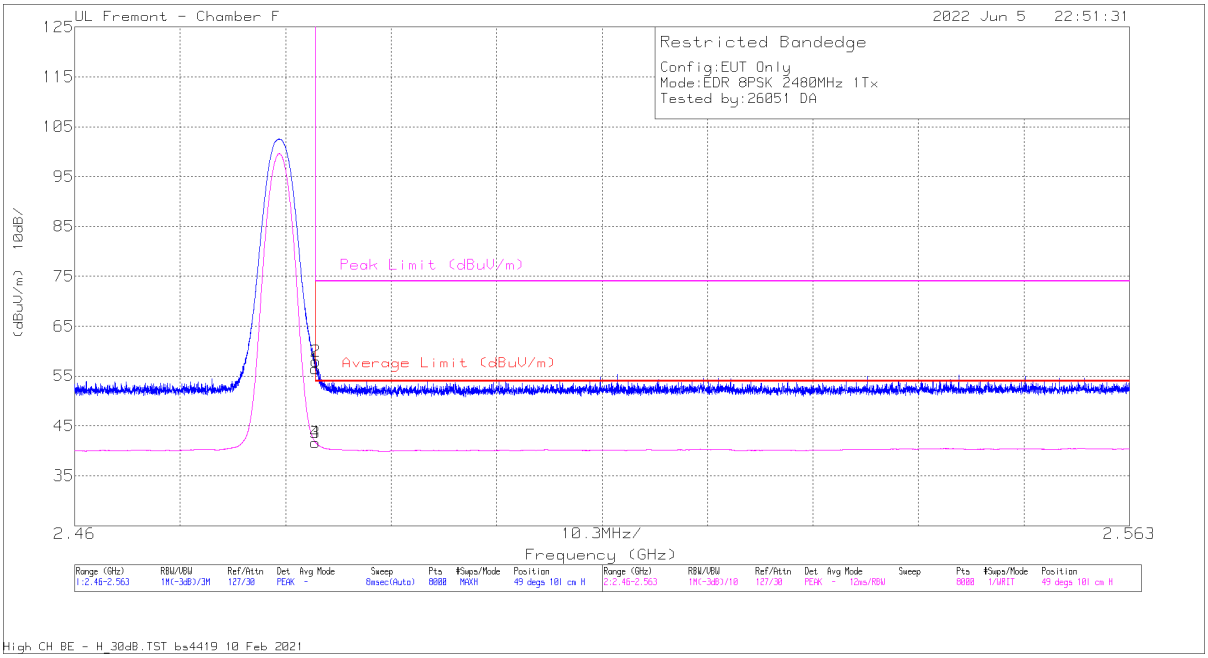

Marker	Frequency (GHz)	Meter Reading (dBuV)	Det	81887 ACF (dB)	Amp/Cbl/Fltr/Pad (dB)	Corrected Reading (dBuV/m)	Average Limit (dBuV/m)	Margin (dB)	Peak Limit (dBuV/m)	PK Margin (dB)	Azimuth (Degs)	Height (cm)	Polarity
1	* 2.4835	63.26	Pk	32.3	-39.1	56.46	-	-	74	-17.54	49	101	H
2	* 2.483552	64.72	Pk	32.3	-39.1	57.92	-	-	74	-16.08	49	101	H
3	* 2.4835	48.49	VA1T	32.3	-39.1	41.69	54	-12.31	-	-	49	101	H
4	* 2.483501	48.49	VA1T	32.3	-39.1	41.69	54	-12.31	-	-	49	101	H

* - indicates frequency in CFR47 Pt 15 / IC RSS-Restricted Band
Pk - Peak detector
VA1T - FHSS: Linear Voltage Average VB=1/Ton where: Ton is transmit duration

UL LLC.
47173 Benicia Street, Fremont, CA 94538; USA. TEL:(510) 319-4000 FAX:(510) 661-0888
This report shall not be reproduced except in full, without the written approval of UL LLC.

VERTICAL RESULT

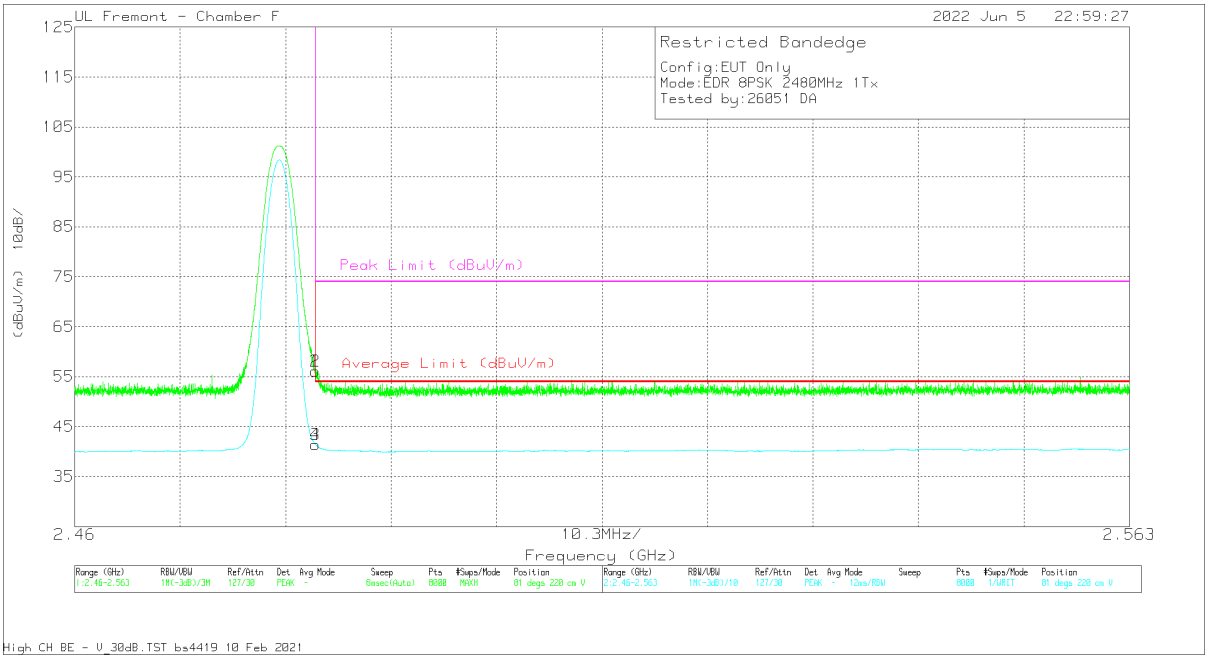

Marker	Frequency (GHz)	Meter Reading (dBuV)	Det	81887 ACF (dB)	Amp/Cbl/Fltr/Pad (dB)	Corrected Reading (dBuV/m)	Average Limit (dBuV/m)	Margin (dB)	Peak Limit (dBuV/m)	PK Margin (dB)	Azimuth (Degs)	Height (cm)	Polarity
1	* 2.4835	62.89	Pk	32.3	-39.1	56.09	-	-	74	-17.91	81	220	V
2	* 2.483501	62.86	Pk	32.3	-39.1	56.06	-	-	74	-17.94	81	220	V
3	* 2.4835	48.18	VA1T	32.3	-39.1	41.38	54	-12.62	-	-	81	220	V
4	* 2.483501	48.18	VA1T	32.3	-39.1	41.38	54	-12.62	-	-	81	220	V

* - indicates frequency in CFR47 Pt 15 / IC RSS-Restricted Band
Pk - Peak detector
VA1T - FHSS: Linear Voltage Average VB=1/Ton where: Ton is transmit duration

UL LLC.
47173 Benicia Street, Fremont, CA 94538; USA. TEL:(510) 319-4000 FAX:(510) 661-0888
This report shall not be reproduced except in full, without the written approval of UL LLC.

ANT 3

BANDEDGE (LOW CHANNEL)

HORIZONTAL RESULT

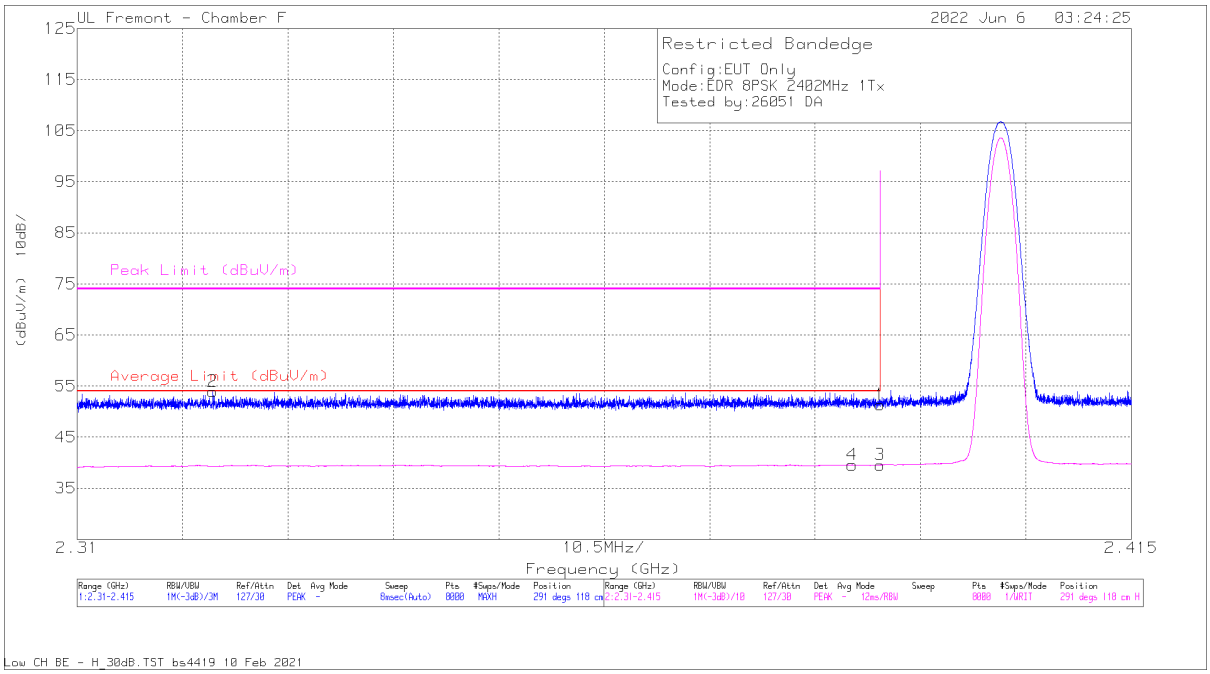

Marker	Frequency (GHz)	Meter Reading (dBuV)	Det	81887 ACF (dB)	Amp/Cbl/Fltr/Pad (dB)	Corrected Reading (dBuV/m)	Average Limit (dBuV/m)	Margin (dB)	Peak Limit (dBuV/m)	PK Margin (dB)	Azimuth (Degs)	Height (cm)	Polarity
1	* 2.39	58.63	Pk	32.1	-39.4	51.33	-	-	74	-22.67	291	118	H
2	* 2.323521	61.53	Pk	32.1	-39.7	53.93	-	-	74	-20.07	291	118	H
3	* 2.39	46.85	VA1T	32.1	-39.4	39.55	54	-14.45	-	-	291	118	H
4	* 2.3872	46.97	VA1T	32	-39.4	39.57	54	-14.43	-	-	291	118	H

* - indicates frequency in CFR47 Pt 15 / IC RSS-Restricted Band
Pk - Peak detector
VA1T - FHSS: Linear Voltage Average VB=1/Ton where: Ton is transmit duration

UL LLC.
47173 Benicia Street, Fremont, CA 94538; USA. TEL:(510) 319-4000 FAX:(510) 661-0888
This report shall not be reproduced except in full, without the written approval of UL LLC.

VERTICAL RESULT

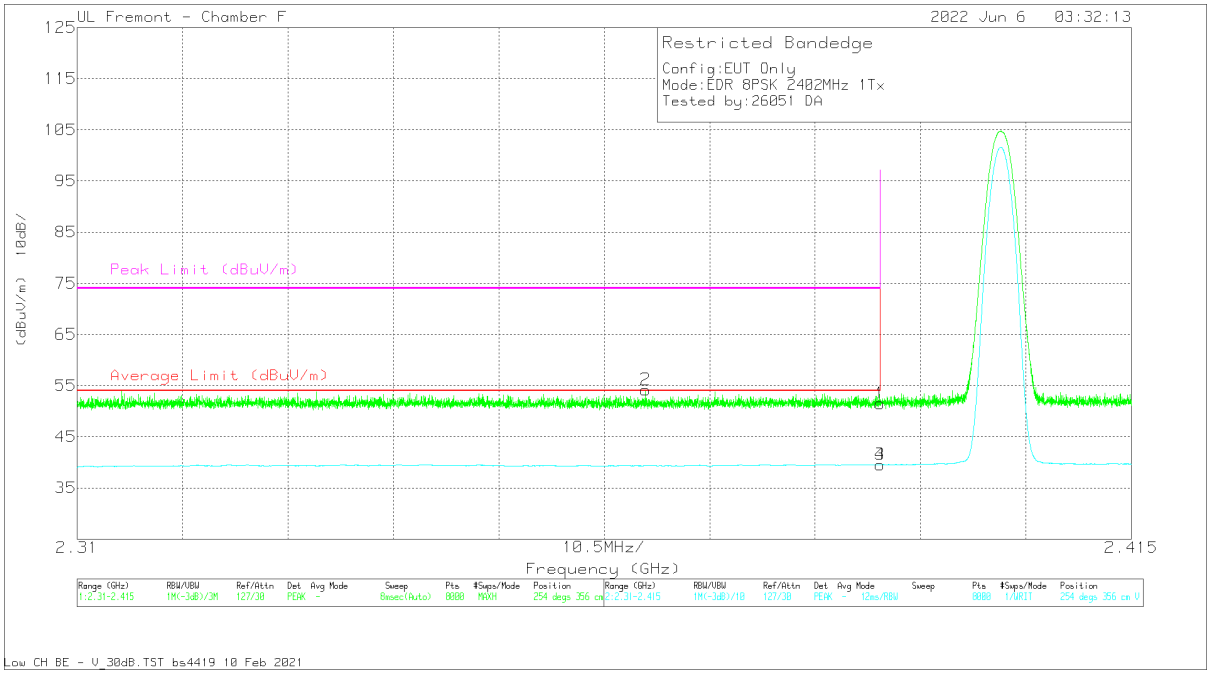

Marker	Frequency (GHz)	Meter Reading (dBuV)	Det	81887 ACF (dB)	Amp/Cbl/Fltr/Pad (dB)	Corrected Reading (dBuV/m)	Average Limit (dBuV/m)	Margin (dB)	Peak Limit (dBuV/m)	PK Margin (dB)	Azimuth (Degs)	Height (cm)	Polarity
1	* 2.39	58.82	Pk	32.1	-39.4	51.52	-	-	74	-22.48	254	356	V
2	* 2.366617	61.68	Pk	32	-39.5	54.18	-	-	74	-19.82	254	356	V
3	* 2.39	46.85	VA1T	32.1	-39.4	39.55	54	-14.45	-	-	254	356	V
4	* 2.389996	46.85	VA1T	32.1	-39.4	39.55	54	-14.45	-	-	254	356	V

* - indicates frequency in CFR47 Pt 15 / IC RSS-Restricted Band
Pk - Peak detector
VA1T - FHSS: Linear Voltage Average VB=1/Ton where: Ton is transmit duration

UL LLC.
47173 Benicia Street, Fremont, CA 94538; USA. TEL:(510) 319-4000 FAX:(510) 661-0888
This report shall not be reproduced except in full, without the written approval of UL LLC.

BANDEDGE (HIGH CHANNEL)

HORIZONTAL RESULT

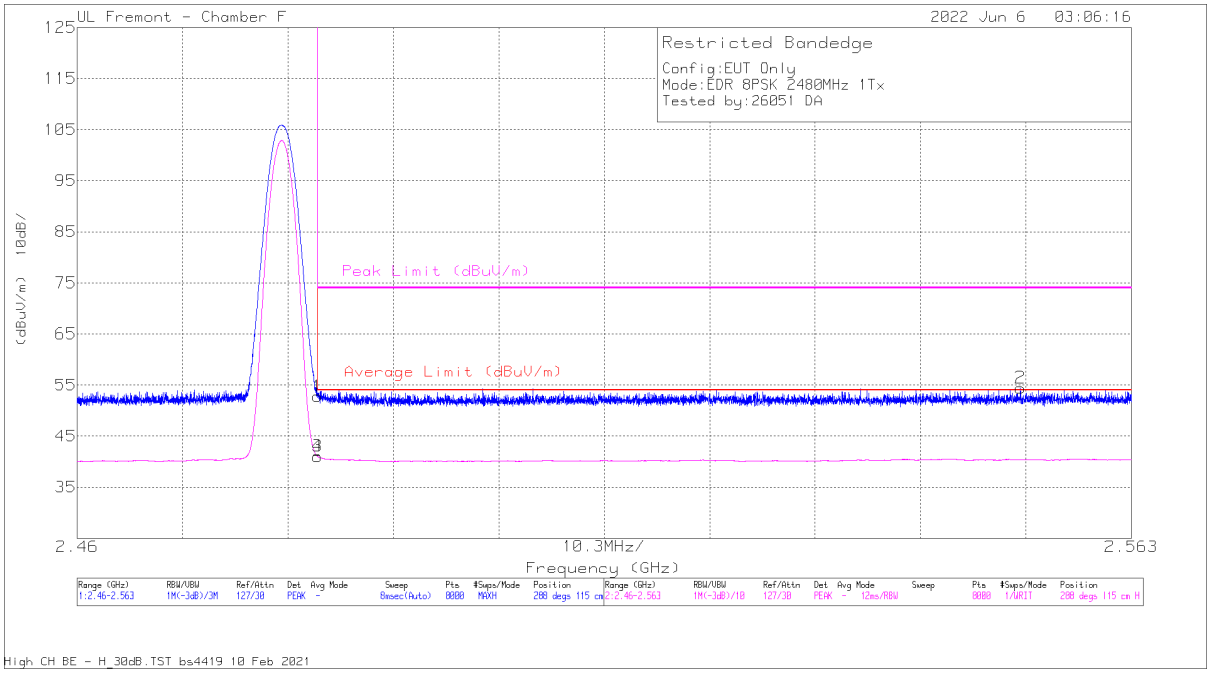

Marker	Frequency (GHz)	Meter Reading (dBuV)	Det	81887 ACF (dB)	Amp/Cbl/Fltr/Pad (dB)	Corrected Reading (dBuV/m)	Average Limit (dBuV/m)	Margin (dB)	Peak Limit (dBuV/m)	PK Margin (dB)	Azimuth (Degs)	Height (cm)	Polarity
1	* 2.4835	59.6	Pk	32.3	-39.1	52.8	-	-	74	-21.2	288	115	H
2	2.552161	61.05	Pk	32.4	-39	54.45	-	-	74	-19.55	288	115	H
3	* 2.4835	47.84	VA1T	32.3	-39.1	41.04	54	-12.96	-	-	288	115	H
4	* 2.483501	47.84	VA1T	32.3	-39.1	41.04	54	-12.96	-	-	288	115	H

* - indicates frequency in CFR47 Pt 15 / IC RSS-Restricted Band
Pk - Peak detector
VA1T - FHSS: Linear Voltage Average VB=1/Ton where: Ton is transmit duration

UL LLC.
47173 Benicia Street, Fremont, CA 94538; USA. TEL:(510) 319-4000 FAX:(510) 661-0888
This report shall not be reproduced except in full, without the written approval of UL LLC.

VERTICAL RESULT

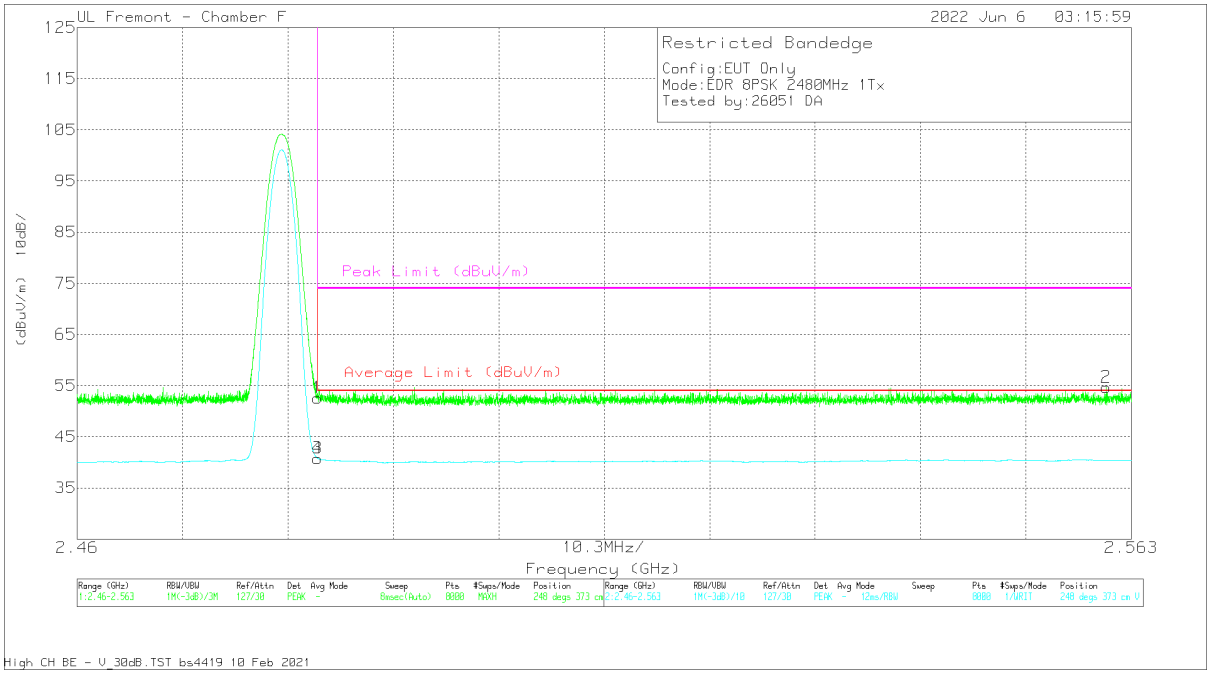

Marker	Frequency (GHz)	Meter Reading (dBuV)	Det	81887 ACF (dB)	Amp/Cbl/Fltr/Pad (dB)	Corrected Reading (dBuV/m)	Average Limit (dBuV/m)	Margin (dB)	Peak Limit (dBuV/m)	PK Margin (dB)	Azimuth (Degs)	Height (cm)	Polarity
1	* 2.4835	59.41	Pk	32.3	-39.1	52.61	-	-	74	-21.39	248	373	V
2	2.560518	61.29	Pk	32.4	-39	54.69	-	-	74	-19.31	248	373	V
3	* 2.4835	47.58	VA1T	32.3	-39.1	40.78	54	-13.22	-	-	248	373	V
4	* 2.483501	47.58	VA1T	32.3	-39.1	40.78	54	-13.22	-	-	248	373	V

* - indicates frequency in CFR47 Pt 15 / IC RSS-Restricted Band
Pk - Peak detector
VA1T - FHSS: Linear Voltage Average VB=1/Ton where: Ton is transmit duration

UL LLC.
47173 Benicia Street, Fremont, CA 94538; USA. TEL:(510) 319-4000 FAX:(510) 661-0888
This report shall not be reproduced except in full, without the written approval of UL LLC.

10.1.8. LOW POWER BASIC DATA RATE TXBF 8PSK MODULATION

BANDEDGE (LOW CHANNEL)

HORIZONTAL RESULT

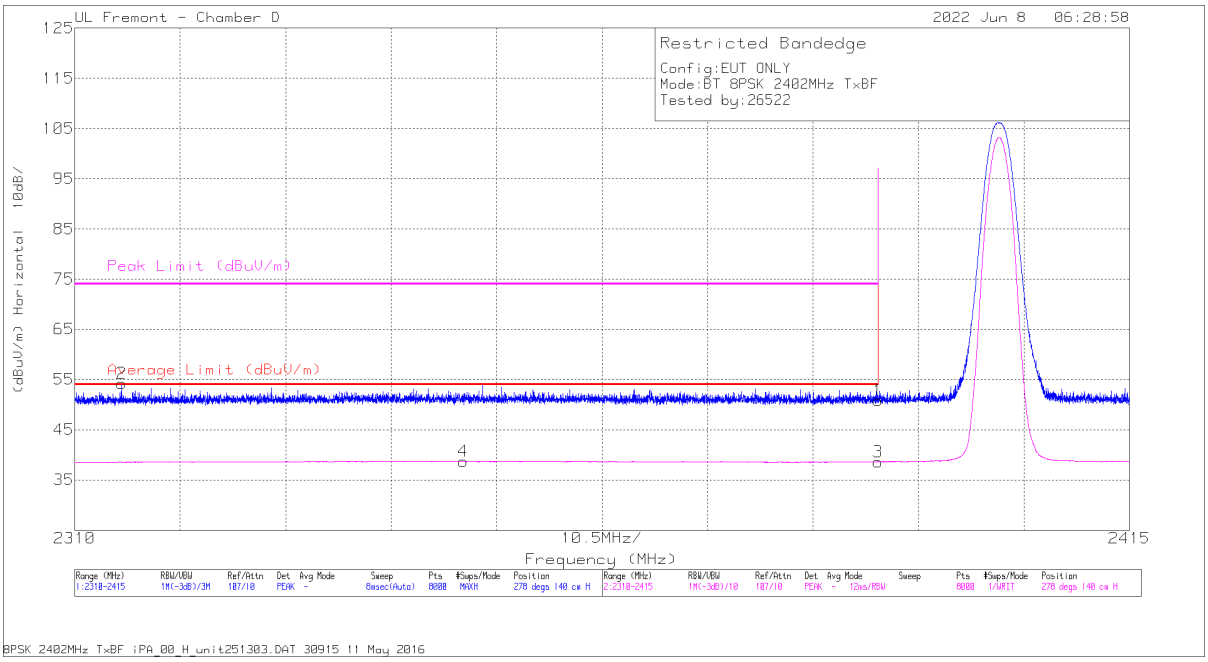

Marker	Frequency (MHz)	Meter Reading (dBuV)	Det	200786 ACF (dB/m)	Amp/Cbl/Fltr/Pad (dB)	Corrected Reading (dBuV/m)	Average Limit (dBuV/m)	Margin (dB)	Peak Limit (dBuV/m)	PK Margin (dB)	Azimuth (Degs)	Height (cm)	Polarity
1	* 2390	39.46	Pk	32.1	-20.7	50.86	-	-	74	-23.14	278	140	H
2	* 2314.647	42.97	Pk	32.1	-20.9	54.17	-	-	74	-19.83	278	140	H
3	* 2390	27.24	VA1T	32.1	-20.7	38.64	54	-15.36	-	-	278	140	H
4	* 2348.685	27.26	VA1T	32.3	-20.8	38.76	54	-15.24	-	-	278	140	H

* - indicates frequency in CFR47 Pt 15 / IC RSS-Restricted Band
Pk - Peak detector
VA1T - FHSS: Linear Voltage Average VB=1/Ton where: Ton is transmit duration

UL LLC.
47173 Benicia Street, Fremont, CA 94538; USA. TEL:(510) 319-4000 FAX:(510) 661-0888
This report shall not be reproduced except in full, without the written approval of UL LLC.

VERTICAL RESULT

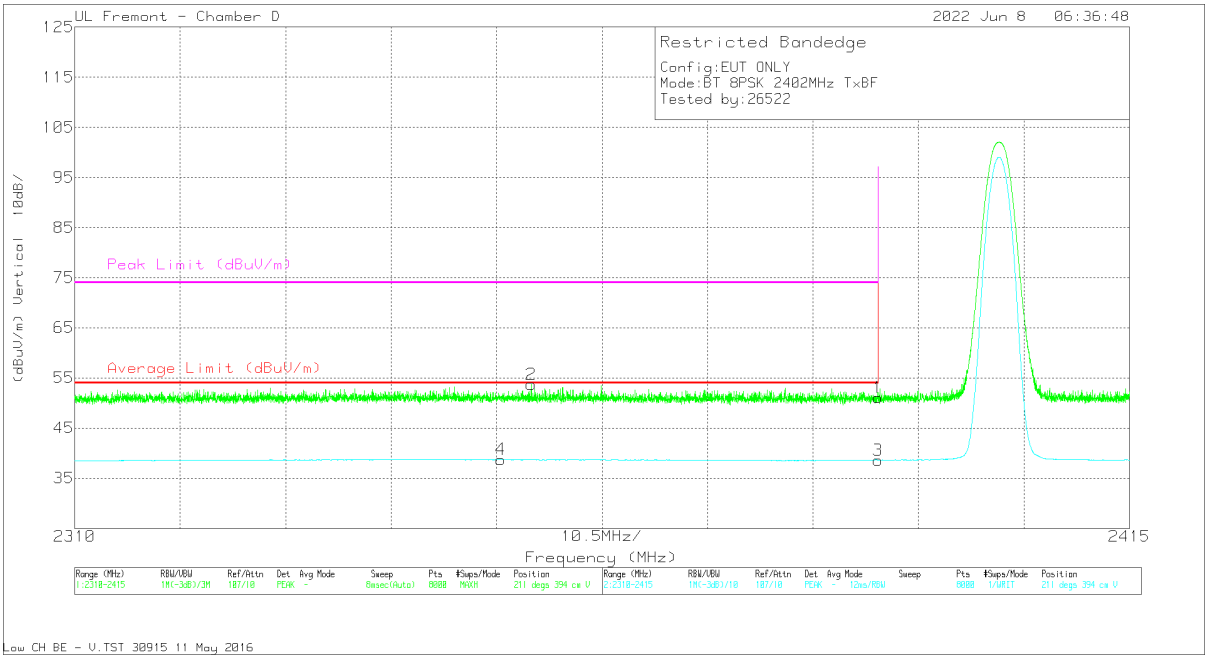

Marker	Frequency (MHz)	Meter Reading (dBuV)	Det	200786 ACF (dB/m)	Amp/Cbl/Fltr/Pad (dB)	Corrected Reading (dBuV/m)	Average Limit (dBuV/m)	Margin (dB)	Peak Limit (dBuV/m)	PK Margin (dB)	Azimuth (Degs)	Height (cm)	Polarity
1	* 2390	39.69	Pk	32.1	-20.7	51.09	-	-	74	-22.91	211	394	V
2	* 2355.446	42.21	Pk	32.3	-20.8	53.71	-	-	74	-20.29	211	394	V
3	* 2390	27.22	VA1T	32.1	-20.7	38.62	54	-15.38	-	-	211	394	V
4	* 2352.44	27.37	VA1T	32.3	-20.9	38.77	54	-15.23	-	-	211	394	V

* - indicates frequency in CFR47 Pt 15 / IC RSS-Restricted Band
Pk - Peak detector
VA1T - FHSS: Linear Voltage Average VB=1/Ton where: Ton is transmit duration

UL LLC.
47173 Benicia Street, Fremont, CA 94538; USA. TEL:(510) 319-4000 FAX:(510) 661-0888
This report shall not be reproduced except in full, without the written approval of UL LLC.

BANDEDGE (HIGH CHANNEL)

HORIZONTAL RESULT

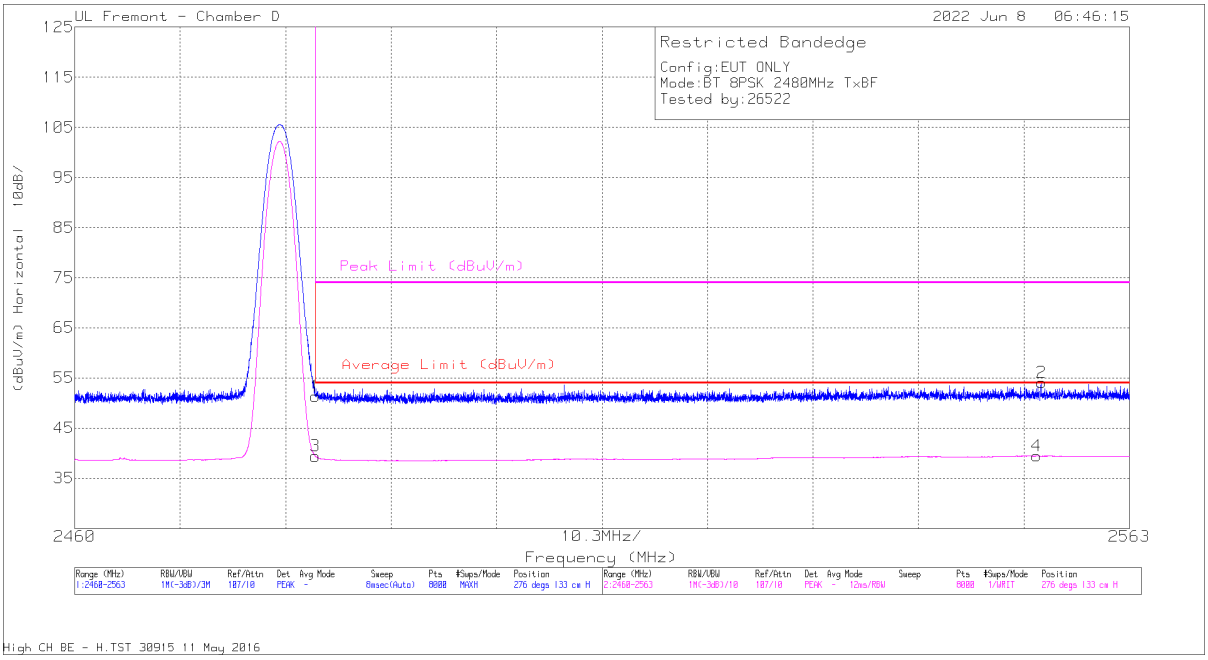

Marker	Frequency (MHz)	Meter Reading (dBuV)	Det	200786 ACF (dB/m)	Amp/Cbl/Fltr/Pad (dB)	Corrected Reading (dBuV/m)	Average Limit (dBuV/m)	Margin (dB)	Peak Limit (dBuV/m)	PK Margin (dB)	Azimuth (Degs)	Height (cm)	Polarity
1	* 2483.5	40.01	Pk	32	-20.7	51.31	-	-	74	-22.69	276	133	H
3	* 2483.5	28.1	VA1T	32	-20.7	39.4	54	-14.6	-	-	276	133	H
4	2553.951	27.35	VA1T	32.5	-20.4	39.45	54	-14.55	-	-	276	133	H
2	2554.427	42.01	Pk	32.5	-20.4	54.11	-	-	74	-19.89	276	133	H

* - indicates frequency in CFR47 Pt 15 / IC RSS-Restricted Band
Pk - Peak detector
VA1T - FHSS: Linear Voltage Average VB=1/Ton where: Ton is transmit duration

UL LLC.
47173 Benicia Street, Fremont, CA 94538; USA. TEL:(510) 319-4000 FAX:(510) 661-0888
This report shall not be reproduced except in full, without the written approval of UL LLC.

VERTICAL RESULT

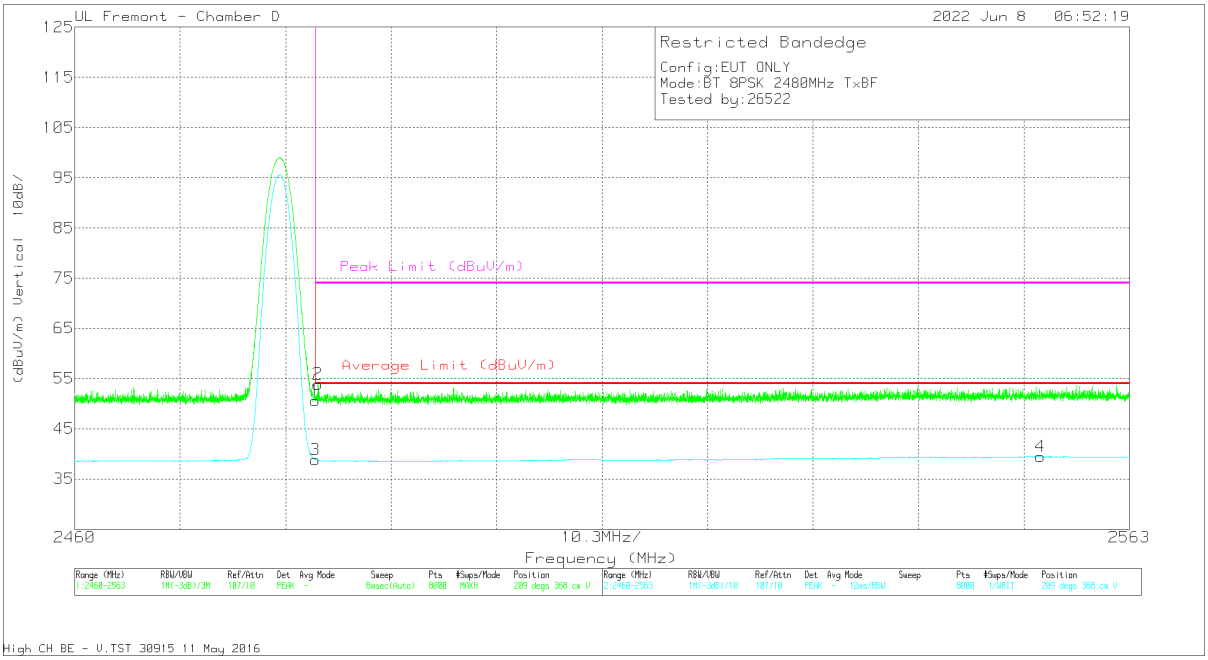

Marker	Frequency (MHz)	Meter Reading (dBuV)	Det	200786 ACF (dB/m)	Amp/Cbl/Fltr/Pad (dB)	Corrected Reading (dBuV/m)	Average Limit (dBuV/m)	Margin (dB)	Peak Limit (dBuV/m)	PK Margin (dB)	Azimuth (Degs)	Height (cm)	Polarity
1	* 2483.5	39.34	Pk	32	-20.7	50.64	-	-	74	-23.36	209	368	V
2	* 2483.758	42.61	Pk	32	-20.7	53.91	-	-	74	-20.09	209	368	V
3	* 2483.5	27.53	VA1T	32	-20.7	38.83	54	-15.17	-	-	209	368	V
4	2554.324	27.35	VA1T	32.5	-20.4	39.45	54	-14.55	-	-	209	368	V

* - indicates frequency in CFR47 Pt 15 / IC RSS-Restricted Band
Pk - Peak detector
VA1T - FHSS: Linear Voltage Average VB=1/Ton where: Ton is transmit duration

UL LLC.
47173 Benicia Street, Fremont, CA 94538; USA. TEL:(510) 319-4000 FAX:(510) 661-0888
This report shall not be reproduced except in full, without the written approval of UL LLC.

10.1.9. GFSK TXBF HARMONICS AND SPURIOUS EMISSIONS

LOW CHANNEL RESULTS

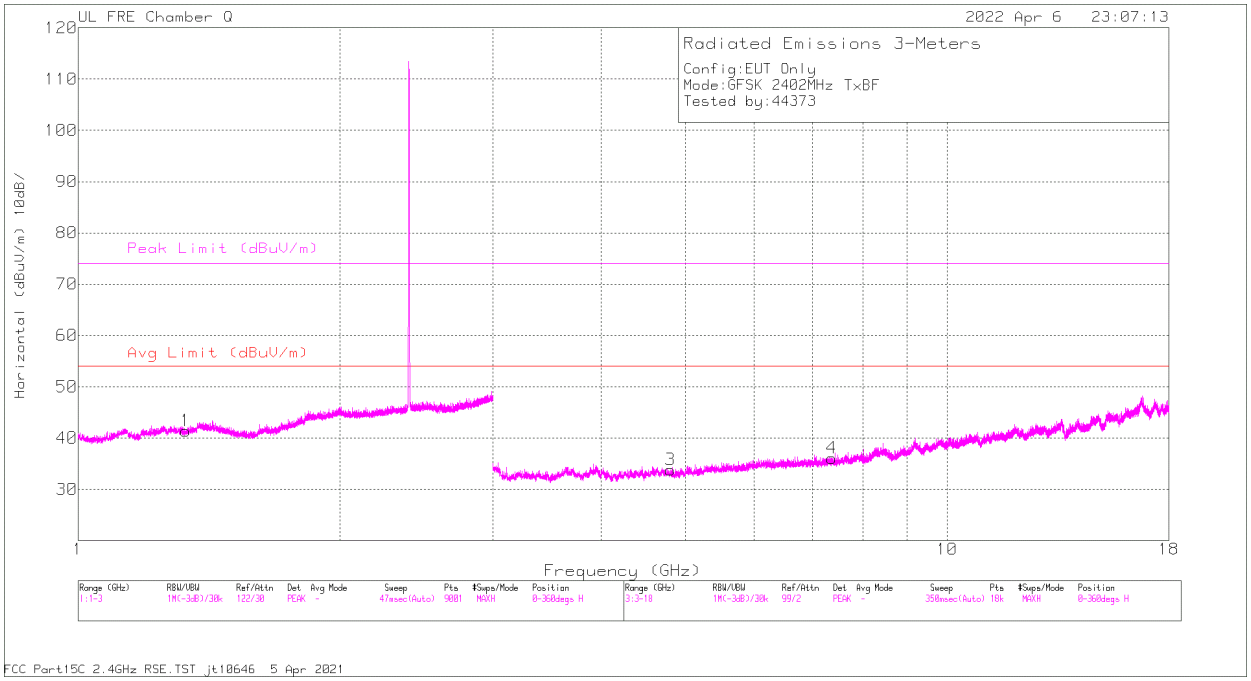

HORIZONTAL

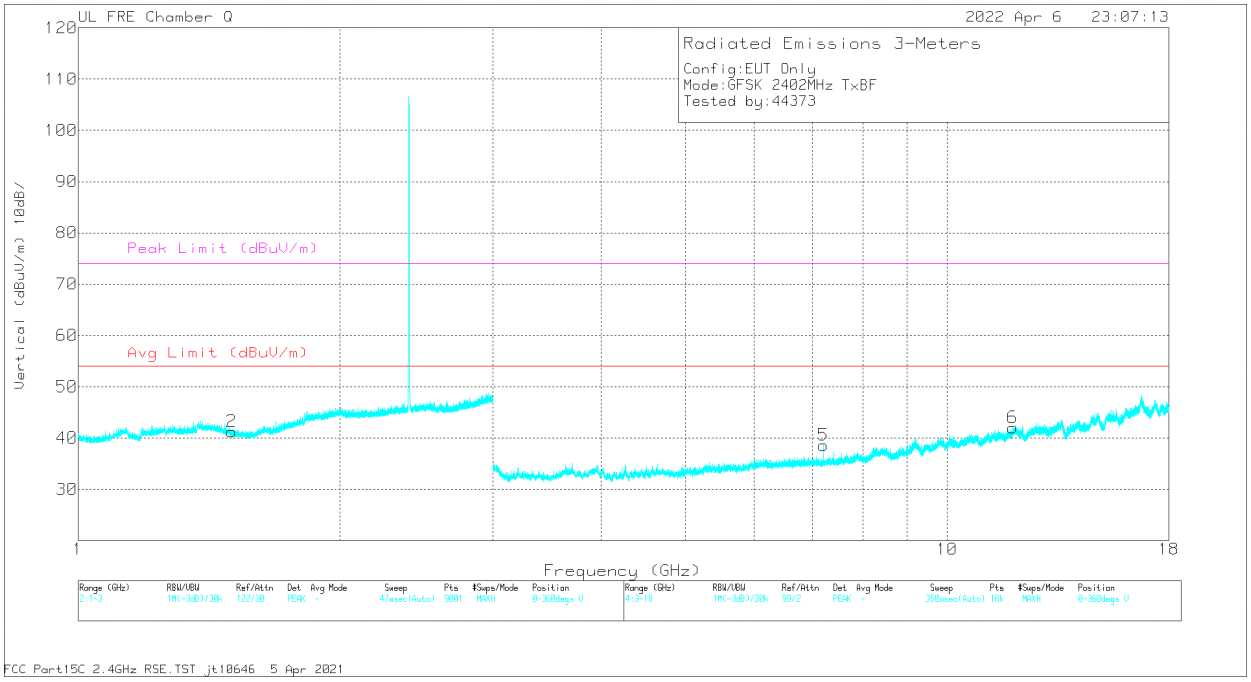

VERTICAL

UL LLC.
47173 Benicia Street, Fremont, CA 94538; USA. TEL:(510) 319-4000 FAX:(510) 661-0888

This report shall not be reproduced except in full, without the written approval of UL LLC.

RADIATED EMISSIONS

Marker	Frequency (GHz)	Meter Reading (dBuV)	Det	AF 200895 (dB/m)	Amp/Cbl/Fltr/Pad (dB)	Corrected Reading (dBuV/m)	Avg Limit (dBuV/m)	Margin (dB)	Peak Limit (dBuV/m)	PK Margin (dB)	Azimuth (Degs)	Height (cm)	Polarity
1	* 1.329139	57.34	PKFH	28.7	-35.3	50.74	-	-	74	-23.26	279	204	H
	* 1.329876	43.37	VA1T	28.7	-35.3	36.77	54	-17.23	-	-	279	204	H
2	* 1.50248	58.14	PKFH	27.6	-35	50.74	-	-	74	-23.26	212	150	V
	* 1.500028	43.93	VA1T	27.6	-35	36.53	54	-17.47	-	-	212	150	V
3	* 4.808911	48.94	PKFH	34	-41	41.94	-	-	74	-32.06	127	211	H
	* 4.810395	35.53	VA1T	34	-41.1	28.43	54	-25.57	-	-	127	211	H
4	* 7.368868	46.9	PKFH	35.8	-37.6	45.1	-	-	74	-28.9	192	206	H
	* 7.367827	32.86	VA1T	35.7	-37.7	30.86	54	-23.14	-	-	192	206	H
6	* 11.90397	45.12	PKFH	38.8	-35	48.92	-	-	74	-25.08	94	109	V
	* 11.90278	32.31	VA1T	38.8	-35	36.11	54	-17.89	-	-	94	109	V
5	7.206081	49.3	PKFH	35.7	-38	47	-	-	-	-	348	263	V

* - indicates frequency in CFR47 Pt 15 / IC RSS-Restricted Band
PKFH FHSS/BT RB=100k for Frequencies<1GHz / RB=1MHz for Frequencies>1GHz, VB=3 x RB, Peak
VA1T - FHSS: Linear Voltage Average VB=1/Ton where: Ton is transmit duration

UL LLC.
47173 Benicia Street, Fremont, CA 94538; USA. TEL:(510) 319-4000 FAX:(510) 661-0888
This report shall not be reproduced except in full, without the written approval of UL LLC.

MID CHANNEL RESULTS

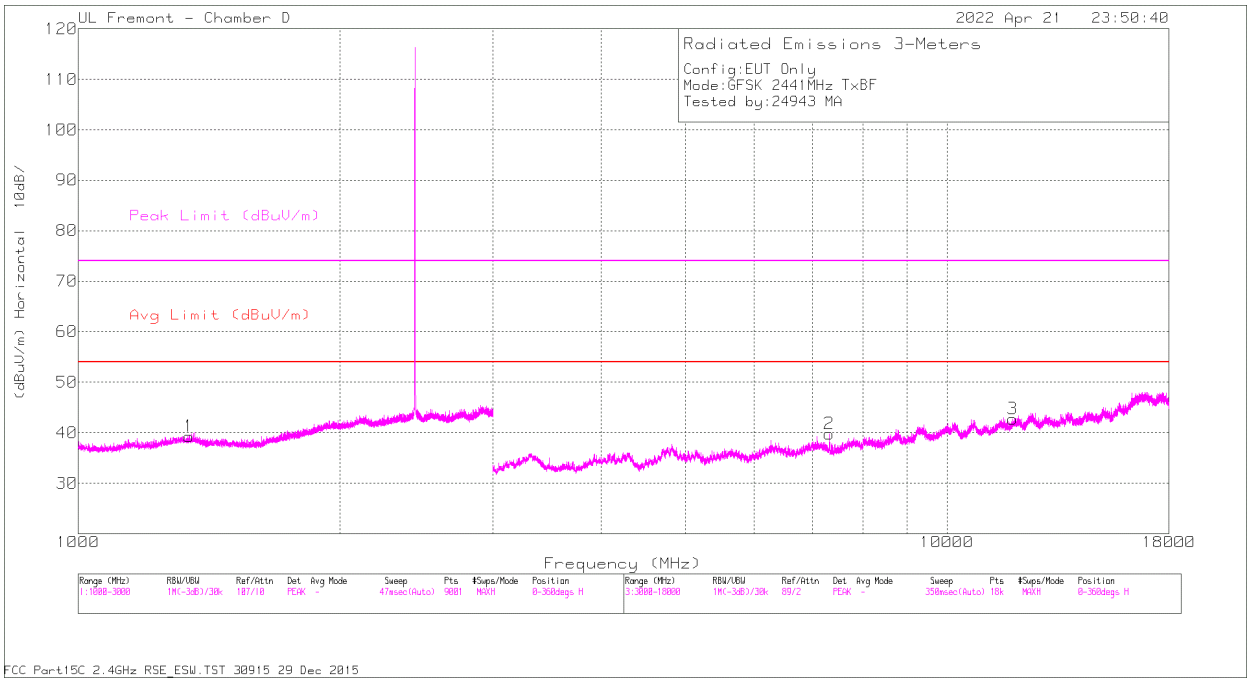

HORIZONTAL

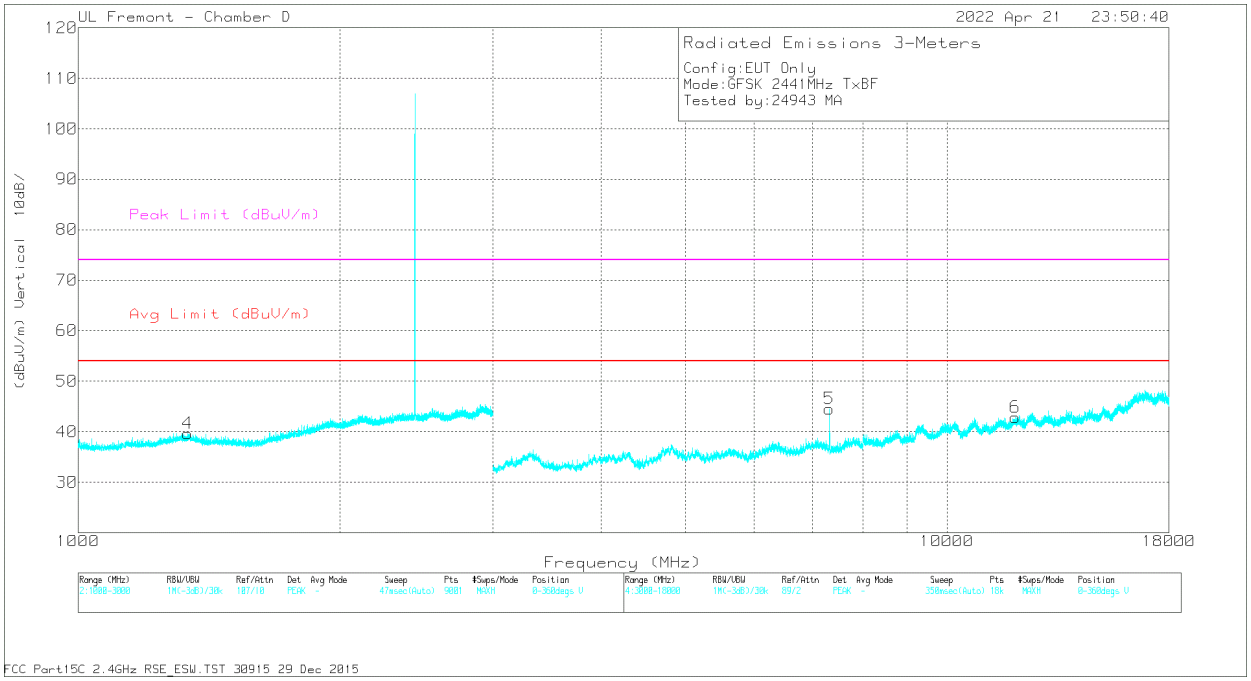

VERTICAL

UL LLC.
47173 Benicia Street, Fremont, CA 94538; USA. TEL:(510) 319-4000 FAX:(510) 661-0888

This report shall not be reproduced except in full, without the written approval of UL LLC.

RADIATED EMISSIONS

Marker	Frequency (MHz)	Meter Reading (dBuV)	Det	200786 ACF (dB/m)	Amp/Cbl/Fltr/Pad (dB)	Corrected Reading (dBuV/m)	Avg Limit (dBuV/m)	Margin (dB)	Peak Limit (dBuV/m)	PK Margin (dB)	Azimuth (Degs)	Height (cm)	Polarity
1	* 1340.184	41.09	PKFH	29.1	-22.1	48.09	-	-	74	-25.91	303	128	H
1	* 1341.377	27.17	VA1T	29.1	-22.1	34.17	54	-19.83	-	-	303	128	H
4	* 1334.128	40.49	PKFH	29	-22.1	47.39	-	-	74	-26.61	209	117	V
4	* 1337.318	27.15	VA1T	29.1	-22.1	34.15	54	-19.85	-	-	209	117	V
2	* 7321.56	37.27	PKFH	36	-25.5	47.77	-	-	74	-26.23	228	130	H
2	* 7322.519	25.35	VA1T	36	-25.5	35.85	54	-18.15	-	-	228	130	H
3	* 11905.31	33.55	PKFH	38.7	-21.7	50.55	-	-	74	-23.45	188	176	H
3	* 11906.48	20.07	VA1T	38.7	-21.6	37.17	54	-16.83	-	-	188	176	H
5	* 7322.223	38.79	PKFH	36	-25.5	49.29	-	-	74	-24.71	267	113	V
5	* 7321.631	29.65	VA1T	36	-25.5	40.15	54	-13.85	-	-	267	113	V
6	* 11985.1	33.63	PKFH	38.7	-22.2	50.13	-	-	74	-23.87	155	221	V
6	* 11987.26	20.85	VA1T	38.7	-22.2	37.35	54	-16.65	-	-	155	221	V

* - indicates frequency in CFR47 Pt 15 / IC RSS-Restricted Band
PKFH FHSS/BT RB=100k for Frequencies<1GHz / RB=1MHz for Frequencies>1GHz, VB=3 x RB, Peak
VA1T - FHSS: Linear Voltage Average VB=1/Ton where: Ton is transmit duration

UL LLC.
47173 Benicia Street, Fremont, CA 94538; USA. TEL:(510) 319-4000 FAX:(510) 661-0888
This report shall not be reproduced except in full, without the written approval of UL LLC.

HIGH CHANNEL RESULTS

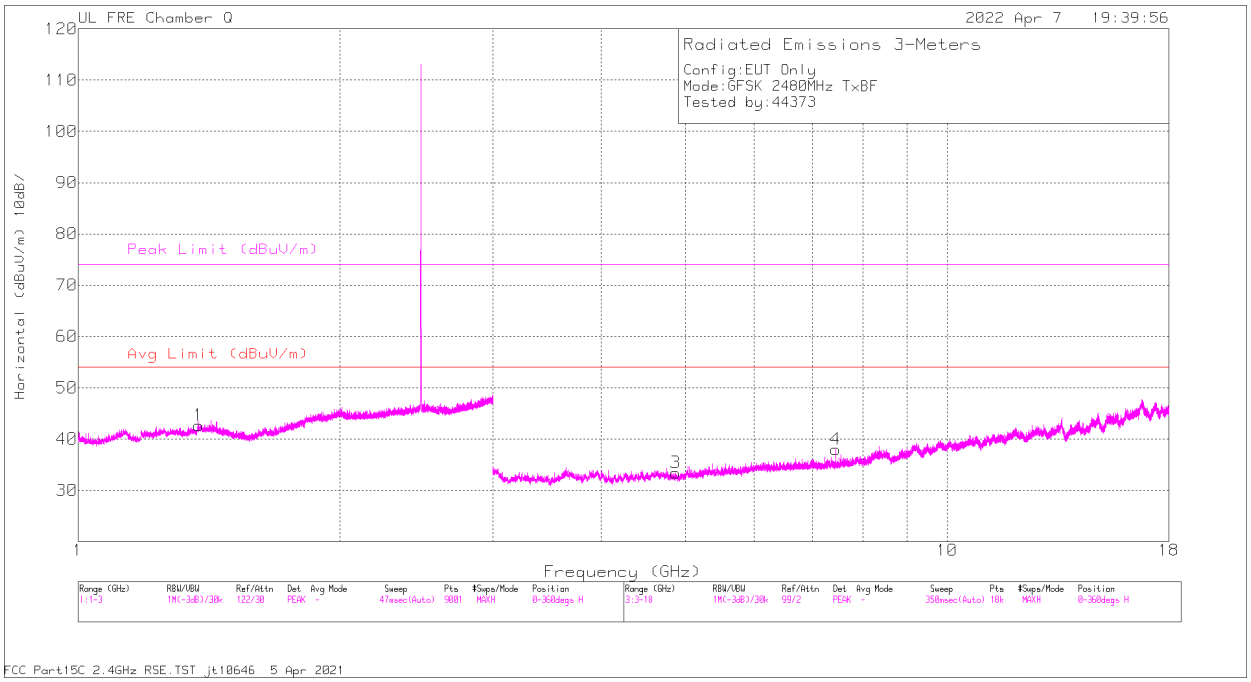

HORIZONTAL

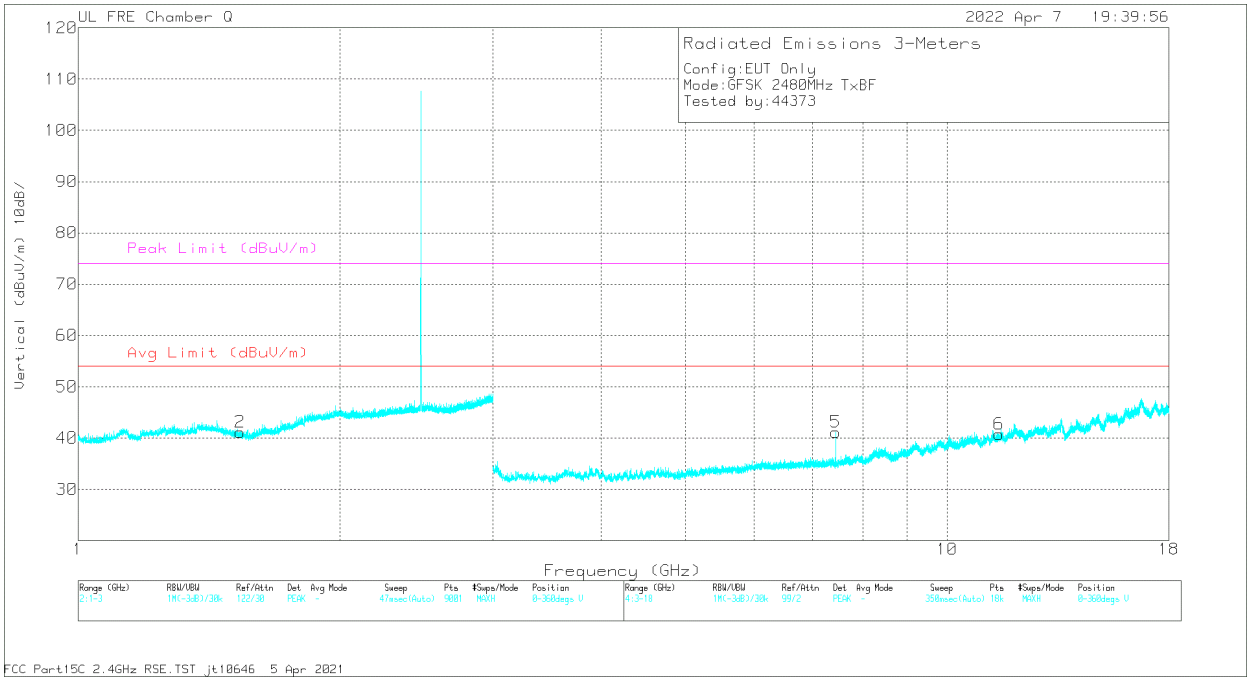

VERTICAL

UL LLC.
47173 Benicia Street, Fremont, CA 94538; USA. TEL:(510) 319-4000 FAX:(510) 661-0888

This report shall not be reproduced except in full, without the written approval of UL LLC.

RADIATED EMISSIONS

Marker	Frequency (GHz)	Meter Reading (dBuV)	Det	AF 200895 (dB/m)	Amp/Cbl/Fltr/Pad (dB)	Corrected Reading (dBuV/m)	Avg Limit (dBuV/m)	Margin (dB)	Peak Limit (dBuV/m)	PK Margin (dB)	Azimuth (Degs)	Height (cm)	Polarity
1	* 1.375998	57.1	PKFH	28.7	-35.2	50.6	-	-	74	-23.4	286	185	H
	* 1.374258	44.23	VA1T	28.7	-35.2	37.73	54	-16.27	-	-	286	185	H
2	* 1.53665	56.91	PKFH	27.7	-35.1	49.51	-	-	74	-24.49	58	110	V
	* 1.533789	43.52	VA1T	27.7	-35.1	36.12	54	-17.88	-	-	58	110	V
3	* 4.871102	48.77	PKFH	33.9	-41.1	41.57	-	-	74	-32.43	138	132	H
	* 4.872843	35.58	VA1T	33.9	-41.3	28.18	54	-25.82	-	-	138	132	H
4	* 7.440057	48.48	PKFH	35.7	-37.7	46.48	-	-	74	-27.52	336	324	H
	* 7.439973	37.83	VA1T	35.7	-37.7	35.83	54	-18.17	-	-	336	324	H
5	* 7.439561	49.96	PKFH	35.7	-37.7	47.96	-	-	74	-26.04	355	289	V
	* 7.439937	39.26	VA1T	35.7	-37.7	37.26	54	-16.74	-	-	355	289	V
6	* 11.47901	43.43	PKFH	38.3	-33.4	48.33	-	-	74	-25.67	332	192	V
	* 11.48150	30.54	VA1T	38.2	-33.5	35.24	54	-18.76	-	-	332	192	V

* - indicates frequency in CFR47 Pt 15 / IC RSS-Restricted Band
PKFH FHSS/BT RB=100k for Frequencies<1GHz / RB=1MHz for Frequencies>1GHz, VB=3 x RB, Peak
VA1T - FHSS: Linear Voltage Average VB=1/Ton where: Ton is transmit duration

UL LLC.
47173 Benicia Street, Fremont, CA 94538; USA. TEL:(510) 319-4000 FAX:(510) 661-0888
This report shall not be reproduced except in full, without the written approval of UL LLC.

10.1.10. 8PSK TXBF HARMONICS AND SPURIOUS EMISSIONS

LOW CHANNEL RESULTS

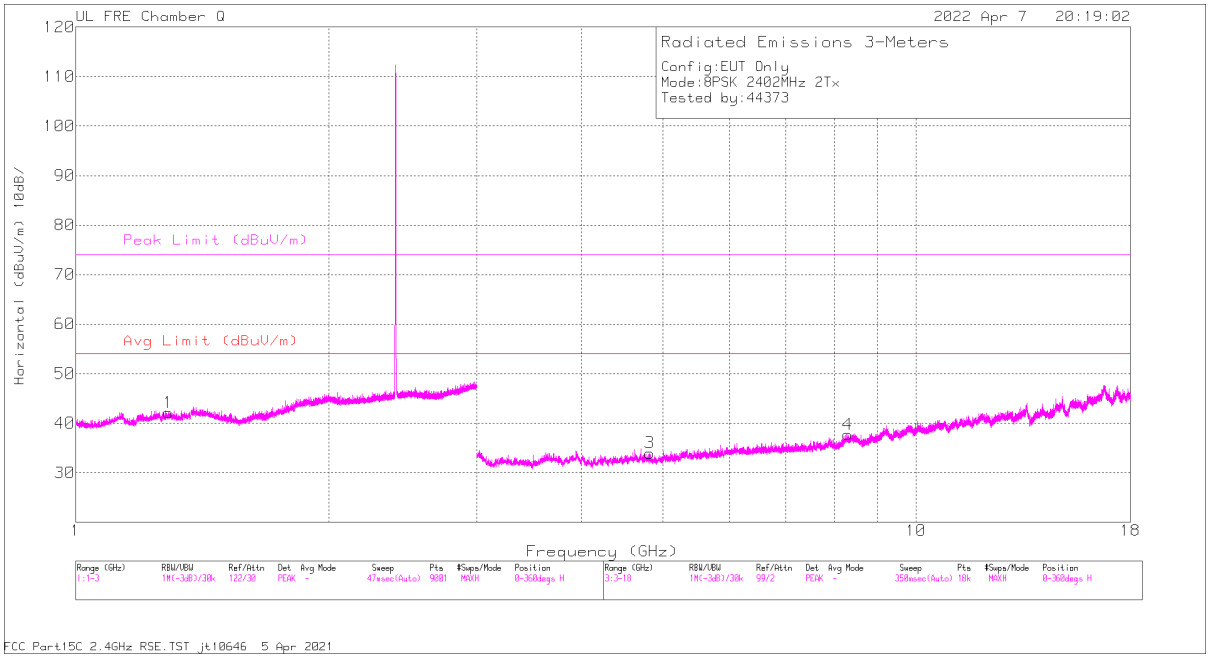

HORIZONTAL

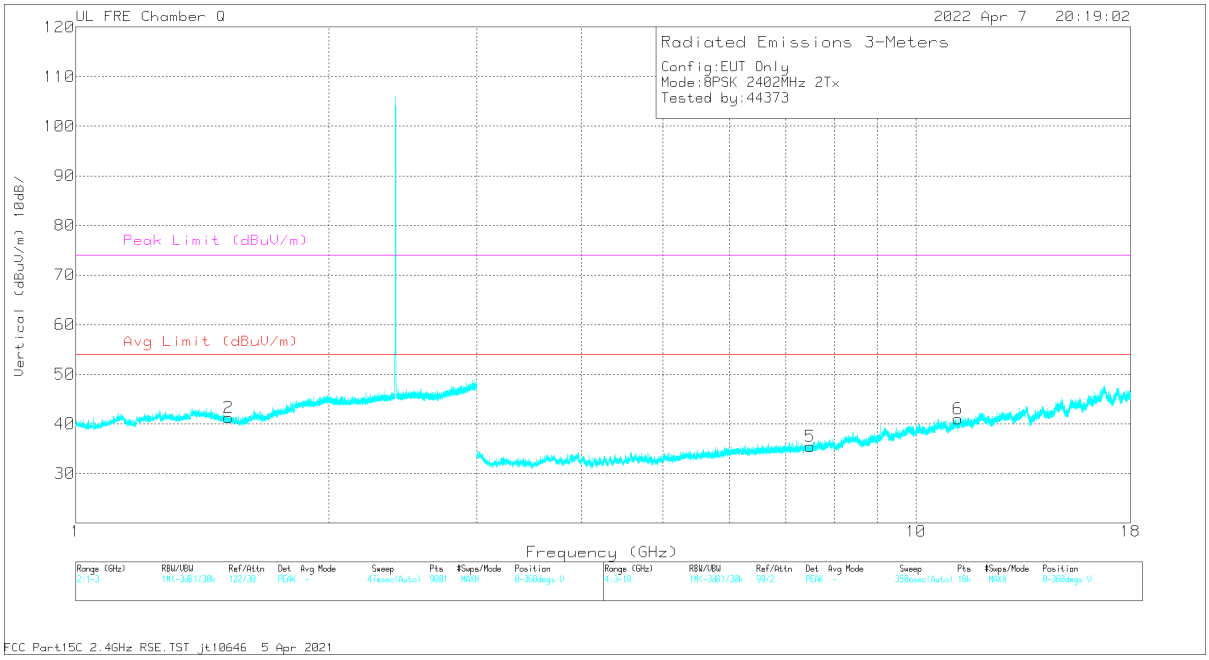

VERTICAL

UL LLC.
47173 Benicia Street, Fremont, CA 94538; USA. TEL:(510) 319-4000 FAX:(510) 661-0888

This report shall not be reproduced except in full, without the written approval of UL LLC.

RADIATED EMISSIONS

Marker	Frequency (GHz)	Meter Reading (dBuV)	Det	AF 200895 (dB/m)	Amp/Cbl/Fltr/Pad (dB)	Corrected Reading (dBuV/m)	Avg Limit (dBuV/m)	Margin (dB)	Peak Limit (dBuV/m)	PK Margin (dB)	Azimuth (Degs)	Height (cm)	Polarity
1	* 1.288406	57.36	PKFH	29	-35.5	50.86	-	-	74	-23.14	354	249	H
	* 1.291302	43.46	VA1T	29	-35.4	37.06	54	-16.94	-	-	354	249	H
2	* 1.518224	57.82	PKFH	27.6	-35	50.42	-	-	74	-23.58	327	212	V
	* 1.518015	43.63	VA1T	27.6	-35	36.23	54	-17.77	-	-	327	212	V
3	* 4.82083	48.82	PKFH	34	-41.1	41.72	-	-	74	-32.28	341	228	H
	* 4.822045	35.51	VA1T	34	-41.1	28.41	54	-25.59	-	-	341	228	H
4	* 8.302186	45.55	PKFH	36	-35.9	45.65	-	-	74	-28.35	157	191	H
	* 8.301959	32.28	VA1T	36	-35.9	32.38	54	-21.62	-	-	157	191	H
5	* 7.480488	45.29	PKFH	35.8	-37.8	43.29	-	-	74	-30.71	295	213	V
	* 7.482031	32.43	VA1T	35.8	-37.8	30.43	54	-23.57	-	-	295	213	V
6	* 11.22517	43.96	PKFH	38.1	-33.4	48.66	-	-	74	-25.34	177	122	V
	* 11.22700	30.34	VA1T	38.1	-33.4	35.04	54	-18.96	-	-	177	122	V

* - indicates frequency in CFR47 Pt 15 / IC RSS-Restricted Band
PKFH FHSS/BT RB=100k for Frequencies<1GHz / RB=1MHz for Frequencies>1GHz, VB=3 x RB, Peak
VA1T - FHSS: Linear Voltage Average VB=1/Ton where: Ton is transmit duration

UL LLC.
47173 Benicia Street, Fremont, CA 94538; USA. TEL:(510) 319-4000 FAX:(510) 661-0888
This report shall not be reproduced except in full, without the written approval of UL LLC.

MID CHANNEL RESULTS

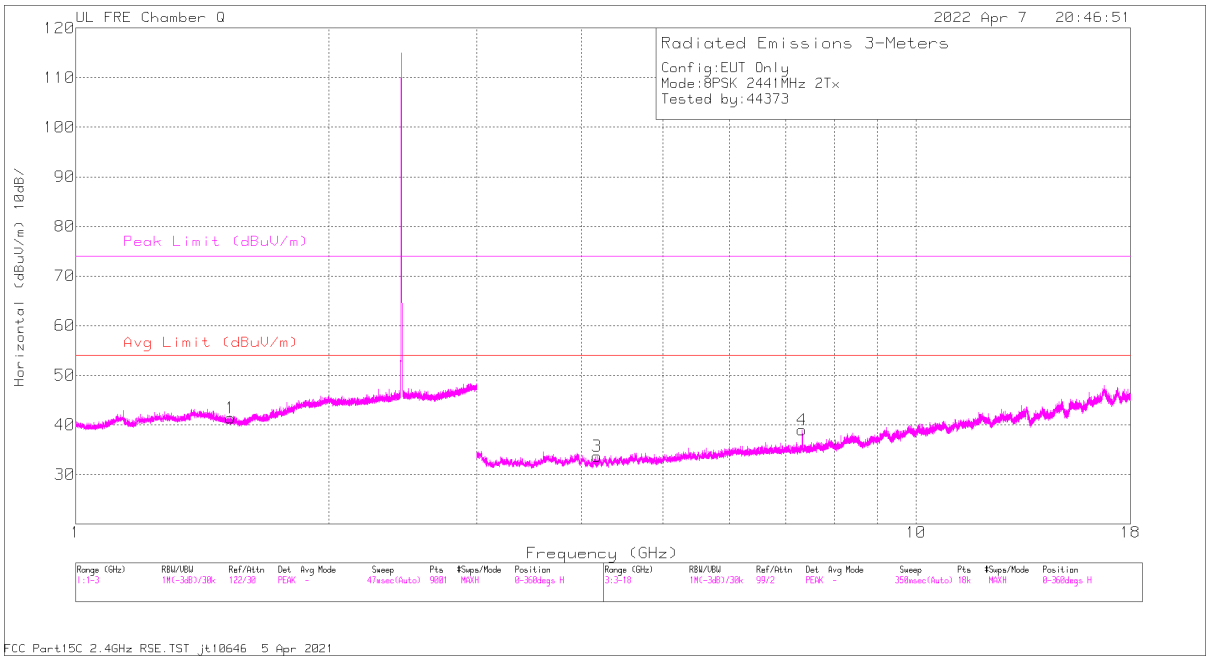

HORIZONTAL

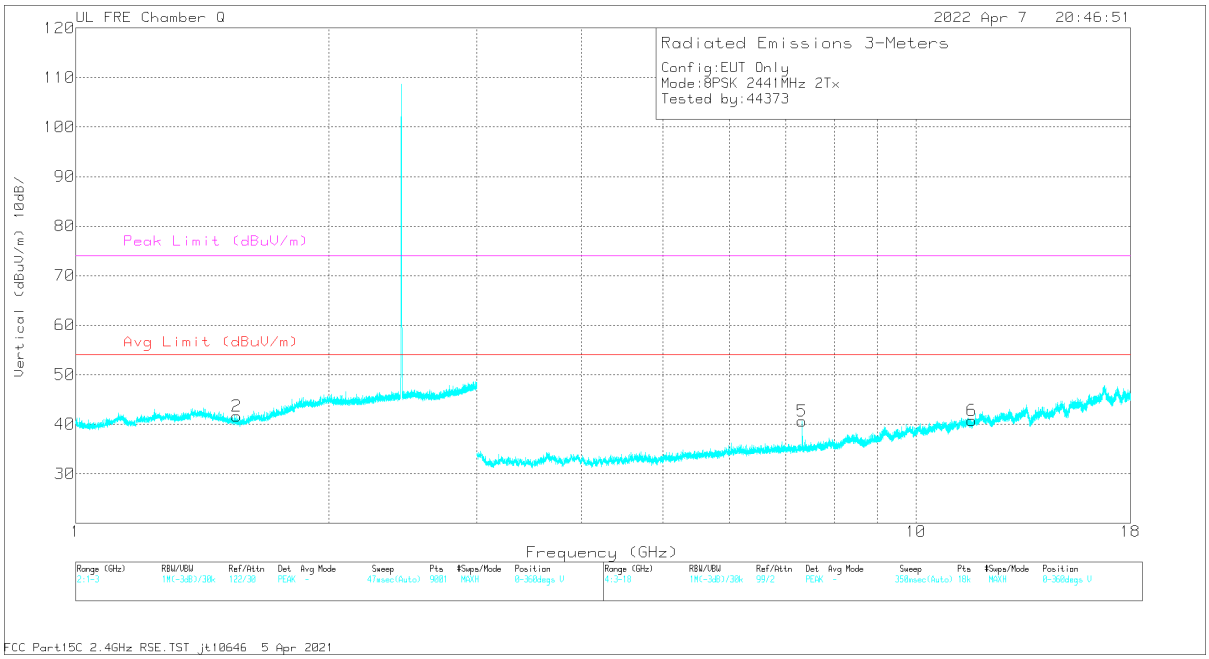

VERTICAL

UL LLC.
47173 Benicia Street, Fremont, CA 94538; USA. TEL:(510) 319-4000 FAX:(510) 661-0888

This report shall not be reproduced except in full, without the written approval of UL LLC.

RADIATED EMISSIONS

Marker	Frequency (GHz)	Meter Reading (dBuV)	Det	AF 200895 (dB/m)	Amp/Cbl/Fltr/Pad (dB)	Corrected Reading (dBuV/m)	Avg Limit (dBuV/m)	Margin (dB)	Peak Limit (dBuV/m)	PK Margin (dB)	Azimuth (Degs)	Height (cm)	Polarity
1	* 1.526965	56.92	PKFH	27.6	-35.1	49.42	-	-	74	-24.58	265	204	H
	* 1.527849	43.63	VA1T	27.6	-35.1	36.13	54	-17.87	-	-	265	204	H
2	* 1.555741	56.76	PKFH	27.7	-35.1	49.36	-	-	74	-24.64	249	169	V
	* 1.552675	43.44	VA1T	27.7	-35	36.14	54	-17.86	-	-	249	169	V
3	* 4.175899	48.92	PKFH	33.3	-41.2	41.02	-	-	74	-32.98	326	131	H
	* 4.177598	35.47	VA1T	33.3	-41.1	27.67	54	-26.33	-	-	326	131	H
4	* 7.322265	49.41	PKFH	35.7	-37.8	47.31	-	-	74	-26.69	209	104	H
	* 7.322293	36.29	VA1T	35.7	-37.8	34.19	54	-19.81	-	-	209	104	H
5	* 7.321527	49.2	PKFH	35.7	-37.7	47.2	-	-	74	-26.8	157	108	V
	* 7.321759	36.97	VA1T	35.7	-37.7	34.97	54	-19.03	-	-	157	108	V
6	* 11.64869	44.5	PKFH	38.5	-34.1	48.9	-	-	74	-25.1	171	123	V
	* 11.64865	30.35	VA1T	38.5	-34.1	34.75	54	-19.25	-	-	171	123	V

* - indicates frequency in CFR47 Pt 15 / IC RSS-Restricted Band
PKFH FHSS/BT RB=100k for Frequencies<1GHz / RB=1MHz for Frequencies>1GHz, VB=3 x RB, Peak
VA1T - FHSS: Linear Voltage Average VB=1/Ton where: Ton is transmit duration

UL LLC.
47173 Benicia Street, Fremont, CA 94538; USA. TEL:(510) 319-4000 FAX:(510) 661-0888
This report shall not be reproduced except in full, without the written approval of UL LLC.

HIGH CHANNEL RESULTS

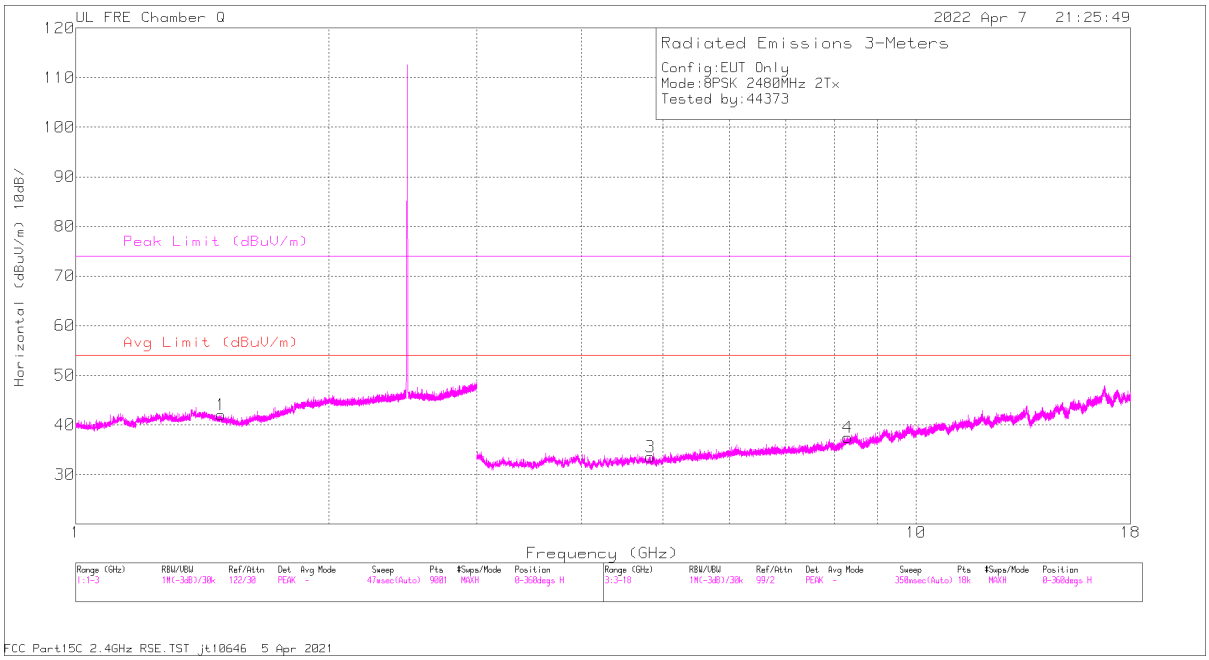

HORIZONTAL

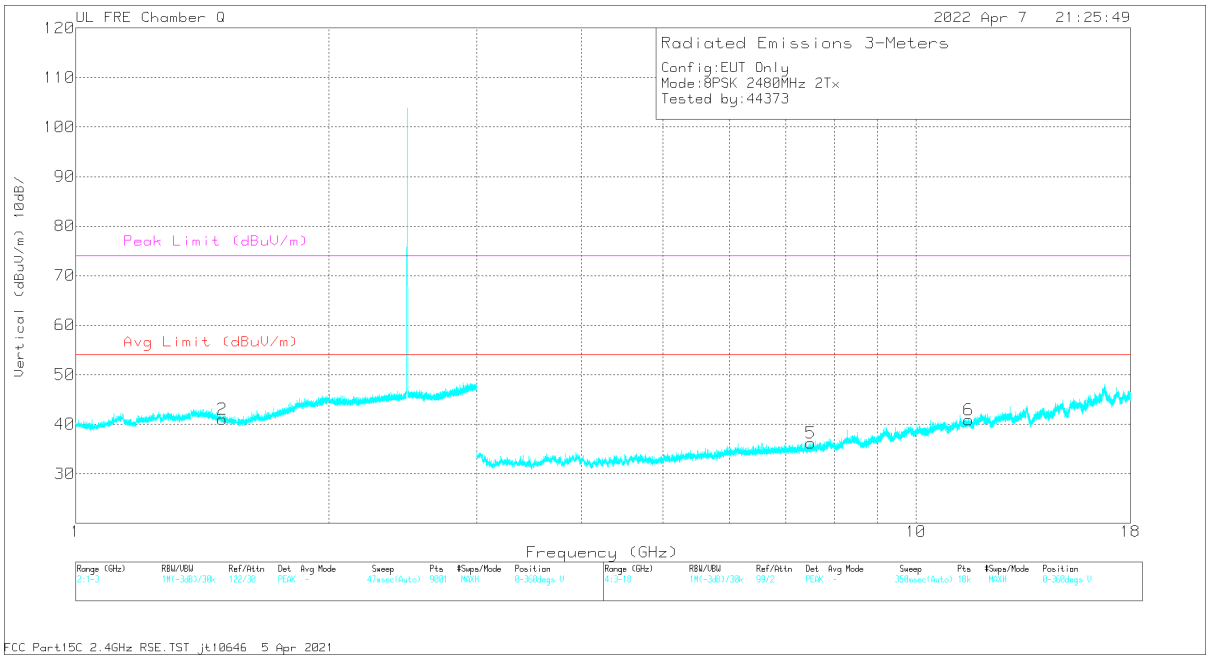

VERTICAL

UL LLC.
47173 Benicia Street, Fremont, CA 94538; USA. TEL:(510) 319-4000 FAX:(510) 661-0888

This report shall not be reproduced except in full, without the written approval of UL LLC.

RADIATED EMISSIONS

Marker	Frequency (GHz)	Meter Reading (dBuV)	Det	AF 200895 (dB/m)	Amp/Cbl/Fltr/Pad (dB)	Corrected Reading (dBuV/m)	Avg Limit (dBuV/m)	Margin (dB)	Peak Limit (dBuV/m)	PK Margin (dB)	Azimuth (Degs)	Height (cm)	Polarity
1	* 1.491358	57.24	PKFH	27.7	-35	49.94	-	-	74	-24.06	211	242	H
	* 1.491915	43.95	VA1T	27.7	-35	36.65	54	-17.35	-	-	211	242	H
2	* 1.495009	58.24	PKFH	27.6	-35	50.84	-	-	74	-23.16	221	166	V
	* 1.49282	43.87	VA1T	27.6	-35	36.47	54	-17.53	-	-	221	166	V
3	* 4.828368	49.41	PKFH	34	-41.1	42.31	-	-	74	-31.69	68	157	H
	* 4.827984	35.48	VA1T	34	-41.1	28.38	54	-25.62	-	-	68	157	H
4	* 8.293403	45.96	PKFH	36	-35.9	46.06	-	-	74	-27.94	124	117	H
	* 8.292732	32.28	VA1T	36	-35.9	32.38	54	-21.62	-	-	124	117	H
5	* 7.498479	46.56	PKFH	35.8	-37.8	44.56	-	-	74	-29.44	36	181	V
	* 7.497926	32.52	VA1T	35.7	-37.8	30.42	54	-23.58	-	-	36	181	V
6	* 11.54976	43.97	PKFH	38.3	-33.5	48.77	-	-	74	-25.23	349	211	V
	* 11.55059	30.77	VA1T	38.3	-33.5	35.57	54	-18.43	-	-	349	211	V

* - indicates frequency in CFR47 Pt 15 / IC RSS-Restricted Band
PKFH FHSS/BT RB=100k for Frequencies<1GHz / RB=1MHz for Frequencies>1GHz, VB=3 x RB, Peak
VA1T - FHSS: Linear Voltage Average VB=1/Ton where: Ton is transmit duration

UL LLC.
47173 Benicia Street, Fremont, CA 94538; USA. TEL:(510) 319-4000 FAX:(510) 661-0888
This report shall not be reproduced except in full, without the written approval of UL LLC.

10.2. WORST CASE BELOW 1 GHZ

SPURIOUS EMISSIONS 30 TO 1000 MHz (WORST-CASE CONFIGURATION)

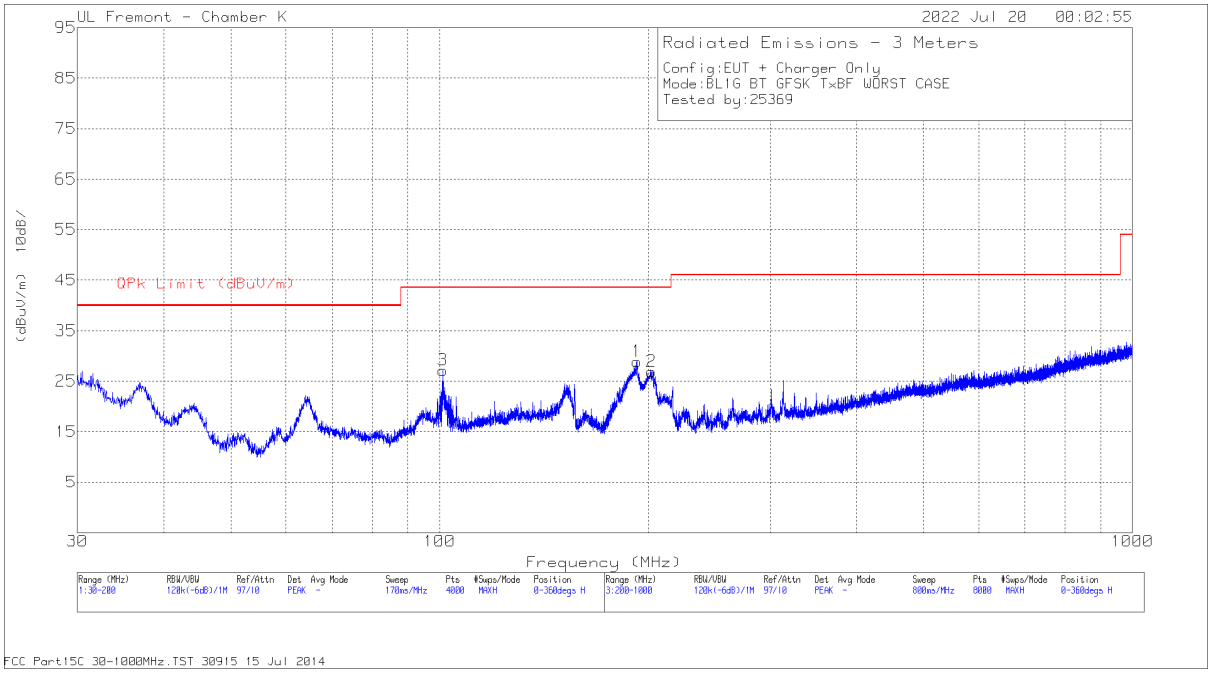

HORIZONTAL

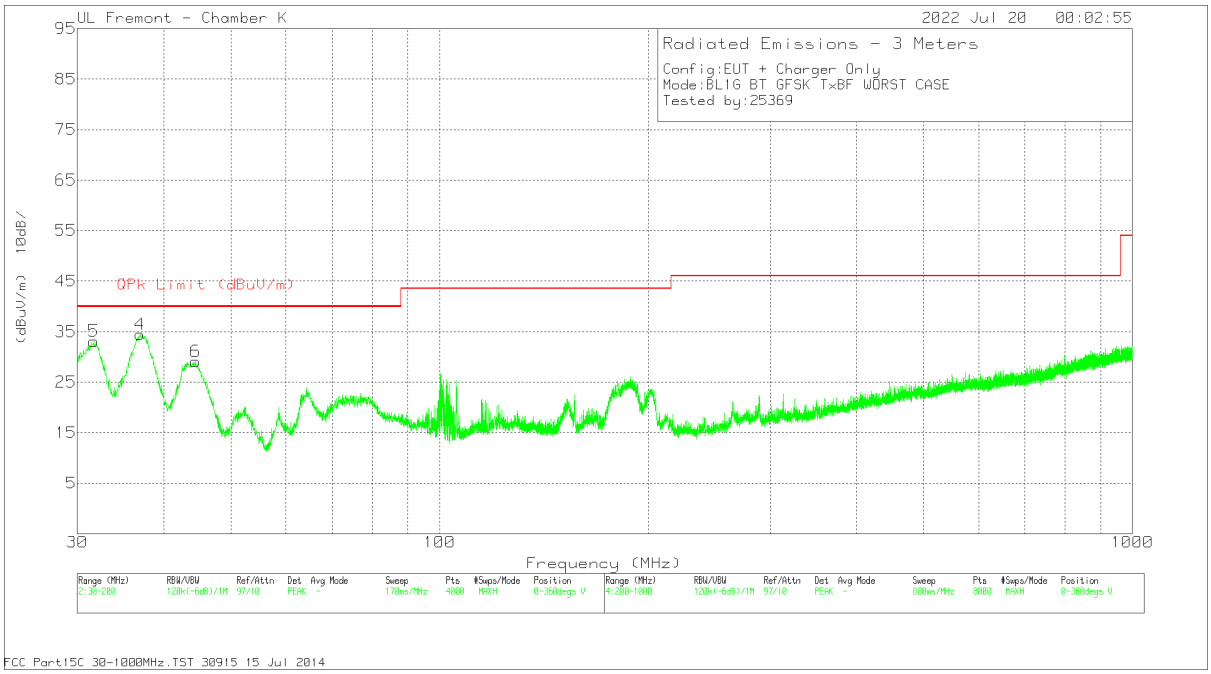

VERTICAL

UL LLC.
47173 Benicia Street, Fremont, CA 94538; USA. TEL:(510) 319-4000 FAX:(510) 661-0888
This report shall not be reproduced except in full, without the written approval of UL LLC.

Below 1GHz Data

Marker	Frequency (MHz)	Meter Reading (dBuV)	Det	82258 ACF (dB)	Amp/Cbl (dB)	Corrected Reading (dBuV/m)	QPk Limit (dBuV/m)	Margin (dB)	Azimuth (Degs)	Height (cm)	Polarity
1	192.69	41.18	Pk	18	-30.3	28.88	43.52	-14.64	0-360	197	H
3	101.206	41.07	Pk	17	-30.9	27.17	43.52	-16.35	0-360	295	H
4	36.9293	43.34	Pk	22.6	-31.5	34.44	40	-5.56	0-360	100	V
	37.8829	38.94	Qp	21.8	-31.4	29.34	40	-10.66	91	109	V
5	31.7004	38	Pk	26.6	-31.5	33.1	40	-6.9	0-360	100	V
	32.009	33.86	Qp	26.4	-31.5	28.76	40	-11.24	123	112	V
6	44.4537	43.58	Pk	16.9	-31.4	29.08	40	-10.92	0-360	100	V
2	202.4	38.59	Pk	18.6	-30.3	26.89	43.52	-16.63	0-360	199	H

Pk - Peak detector
Qp - Quasi-Peak detector

UL LLC.
47173 Benicia Street, Fremont, CA 94538; USA. TEL:(510) 319-4000 FAX:(510) 661-0888
This report shall not be reproduced except in full, without the written approval of UL LLC.

10.3. WORST CASE 18-26 GHZ

SPURIOUS EMISSIONS 18-26 GHz (WORST-CASE CONFIGURATION)

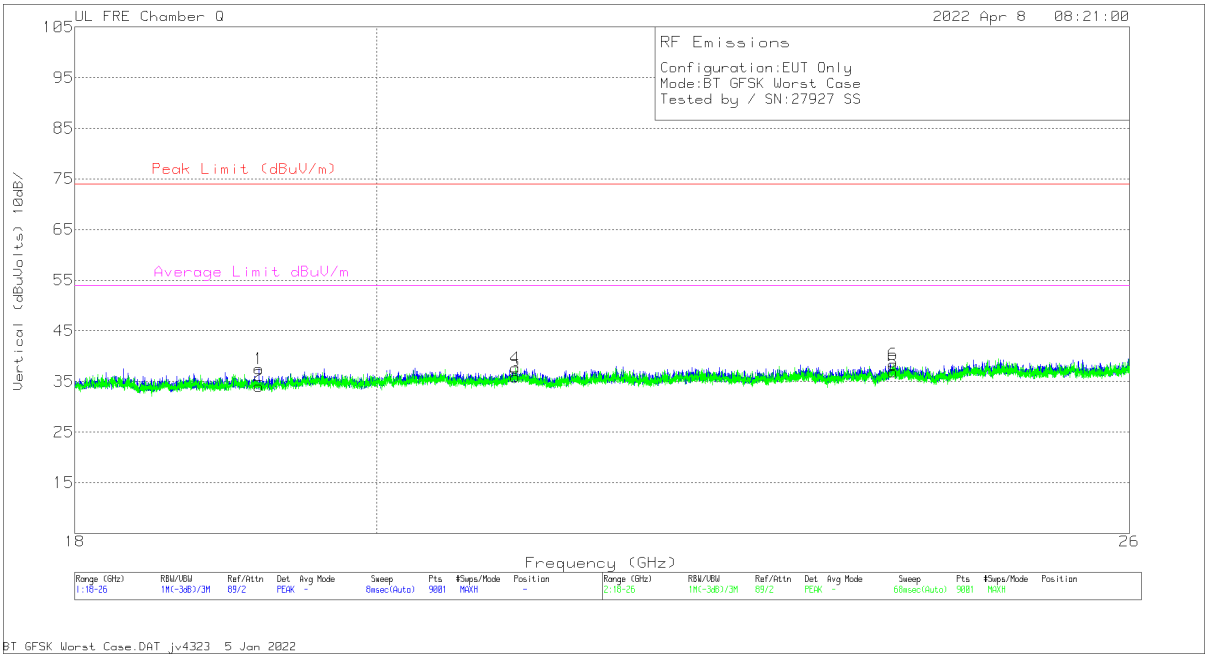

HORIZONTAL & VERTICAL

18 – 26GHz DATA

Marker	Frequency (GHz)	Meter Reading (dBuV)	Det	AF 81139 (dB/m)	Amp/Cbl (dB)	Dist Corr (dB)	Corrected Reading (dBuV/m)	Peak Limit (dBuV/m)	PK Margin (dB)	Average Limit dBuV/m	Margin (dB)
4	19.193778	67.5	Pk	33.4	-57.3	-9.5	34.1	74	-39.9	54	-15.68
5	20.986667	70.51	Pk	33.9	-57.3	-9.5	37.61	74	-36.39	54	-19.9
6	23.943112	70.12	Pk	34.5	-56.8	-9.5	38.32	74	-35.68	54	-16.39
1	19.193778	70.95	Pk	33.4	-57.3	-9.5	37.55	74	-36.45	54	-16.45
3	20.986667	68.76	Pk	33.9	-57.3	-9.5	35.86	74	-38.14	54	-18.14
5	23.943112	68.66	Pk	34.5	-56.8	-9.5	36.86	74	-37.14	54	-17.14

Pk - Peak detector

UL LLC.
47173 Benicia Street, Fremont, CA 94538; USA. TEL:(510) 319-4000 FAX:(510) 661-0888
This report shall not be reproduced except in full, without the written approval of UL LLC.

11. AC POWER LINE CONDUCTED EMISSIONS

LIMITS

FCC §15.207 (a)

RSS-Gen 8.8

Frequency of Emission (MHz)	Conducted Limit (dBµV)	
	Quasi-peak	Average
0.15-0.5	66 to 56 *	56 to 46 *
0.5-5	56	46
5-30	60	50

*Decreases with the logarithm of the frequency.

TEST PROCEDURE

The EUT is placed on a non-conducting table 40 cm from the vertical ground plane and 80 cm above the horizontal ground plane. The EUT is configured in accordance with ANSI C63.10.

The receiver is set to a resolution bandwidth of 9 kHz. Peak detection is used unless otherwise noted as quasi-peak or average.

Line conducted data is recorded for both NEUTRAL and HOT lines.

RESULTS

UL LLC.
47173 Benicia Street, Fremont, CA 94538; USA. TEL:(510) 319-4000 FAX:(510) 661-0888
This report shall not be reproduced except in full, without the written approval of UL LLC.

11.1. AC Power Line With AC/DC Adapter

LINE 1 RESULTS

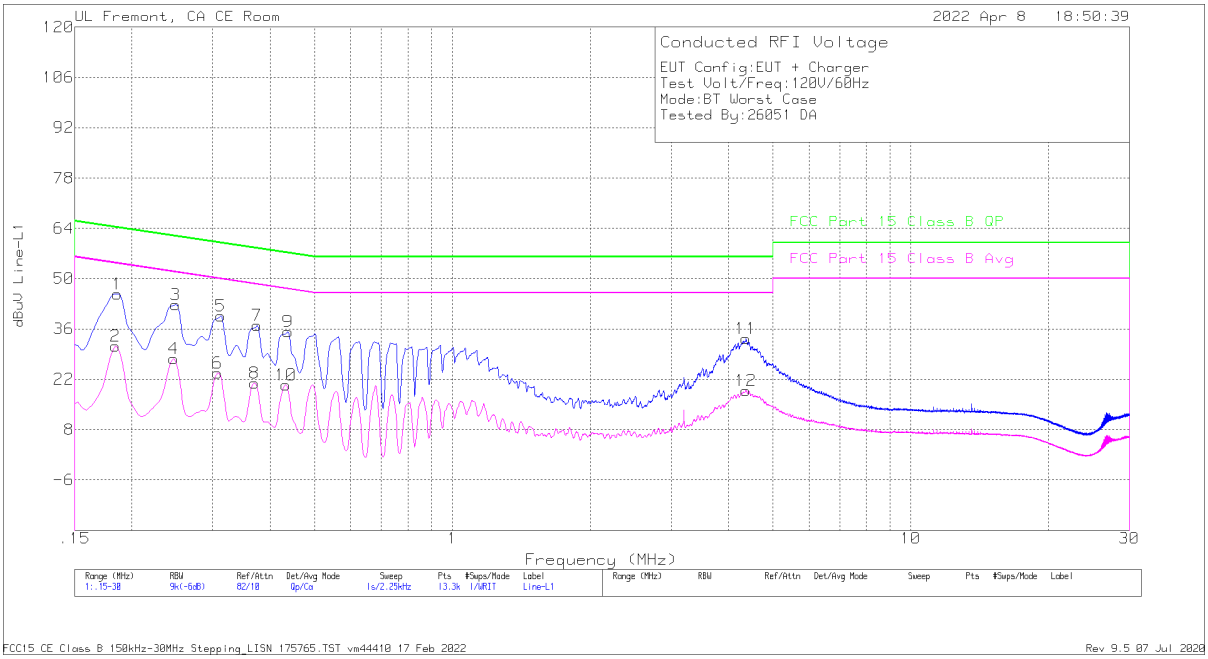

Range 1: Line-L1 .15 - 30MHz											
Marker	Frequency (MHz)	Meter Reading (dBuV)	Det	175765 LISN L1 (dB)	C1&C3 cable (dB)	TekBox Limiter TBFL1 Model 207 (dB)	Corrected Reading dBuV	FCC Part 15 Class B QP dBuV	QP Margin (dB)	FCC Part 15 Class B Avg dBuV	Av(CISPR) Margin (dB)
2	.18375	21.72	Ca	.1	0	9.4	31.22	-	-	54.31	-23.09
4	.24675	18.37	Ca	0	0	9.3	27.67	-	-	51.87	-24.2
6	.3075	14.51	Ca	0	0	9.3	23.81	-	-	50.04	-26.23
8	.3705	11.66	Ca	0	0	9.3	20.96	-	-	48.49	-27.53
10	.4335	11.13	Ca	0	0	9.3	20.43	-	-	47.19	-26.76
12	4.371	9.5	Ca	0	.1	9.3	18.9	-	-	46	-27.1
1	.186	36.28	Qp	.1	0	9.4	45.78	64.21	-18.43	-	-
3	.249	33.49	Qp	0	0	9.3	42.79	61.79	-19	-	-
5	.312	30.31	Qp	0	0	9.3	39.61	59.92	-20.31	-	-
7	.375	27.65	Qp	0	0	9.3	36.95	58.39	-21.44	-	-
9	.438	25.98	Qp	0	0	9.3	35.28	57.1	-21.82	-	-
11	4.371	23.86	Qp	0	.1	9.3	33.26	56	-22.74	-	-

Qp - Quasi-Peak detector
Ca - CISPR average detection

UL LLC.
47173 Benicia Street, Fremont, CA 94538; USA. TEL:(510) 319-4000 FAX:(510) 661-0888
This report shall not be reproduced except in full, without the written approval of UL LLC.

LINE 2 RESULTS

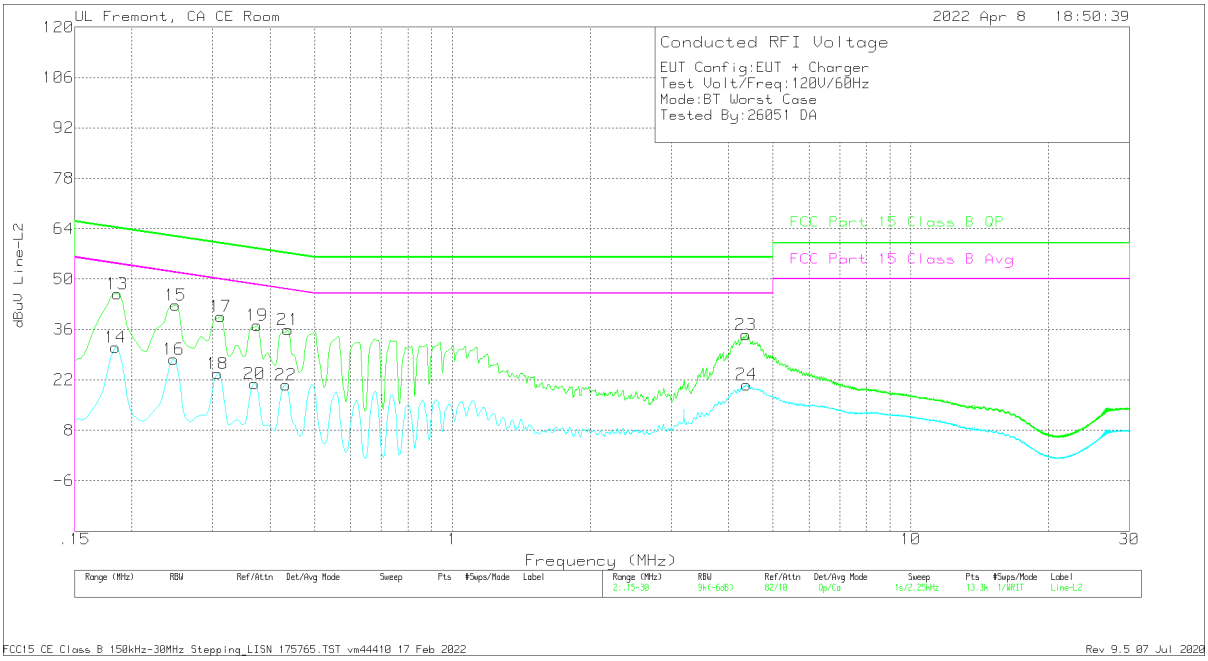

Range 2: Line-L2 .15 - 30MHz

Marker	Frequency (MHz)	Meter Reading (dBuV)	Det	175765 LISN L1 (dB)	C1&C3 cable (dB)	TekBox Limiter TBFL1 Model 207 (dB)	Corrected Reading dBuV	FCC Part 15 Class B QP dBuV	QP Margin (dB)	FCC Part 15 Class B Avg dBuV	Av(CISPR) Margin (dB)
14	.18375	21.55	Ca	.1	0	9.4	31.05	-	-	54.31	-23.26
16	.24675	18.38	Ca	0	0	9.3	27.68	-	-	51.87	-24.19
18	.3075	14.5	Ca	0	0	9.3	23.8	-	-	50.04	-26.24
20	.3705	11.72	Ca	0	0	9.3	21.02	-	-	48.49	-27.47
22	.4335	11.35	Ca	0	0	9.3	20.65	-	-	47.19	-26.54
24	4.38113	11.28	Ca	0	.1	9.3	20.68	-	-	46	-25.32
13	.186	36.32	Qp	.1	0	9.4	45.82	64.21	-18.39	-	-
15	.249	33.48	Qp	0	0	9.3	42.78	61.79	-19.01	-	-
17	.312	30.36	Qp	0	0	9.3	39.66	59.92	-20.26	-	-
19	.375	27.88	Qp	0	0	9.3	37.18	58.39	-21.21	-	-
21	.438	26.57	Qp	0	0	9.3	35.87	57.1	-21.23	-	-
23	4.37325	25.16	Qp	0	.1	9.3	34.56	56	-21.44	-	-

Qp - Quasi-Peak detector
Ca - CISPR average detection

UL LLC.
47173 Benicia Street, Fremont, CA 94538; USA. TEL:(510) 319-4000 FAX:(510) 661-0888
This report shall not be reproduced except in full, without the written approval of UL LLC.

11.2. AC Power Line With Laptop

LINE 1 RESULTS

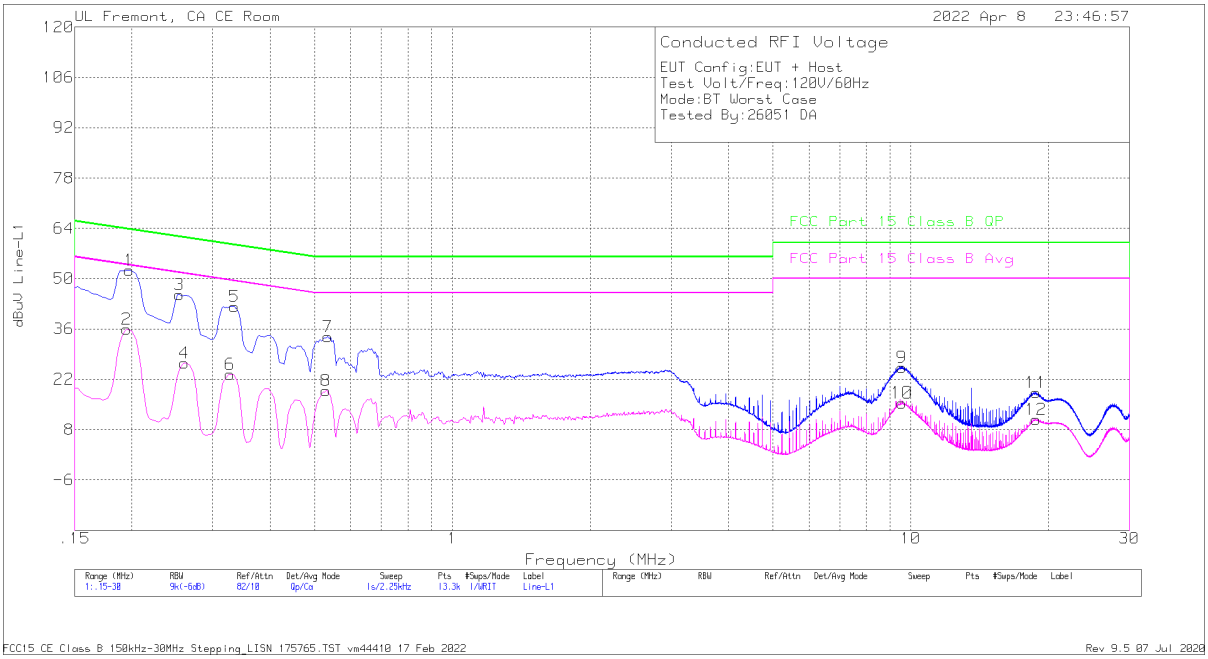

Range 1: Line-L1 .15 - 30MHz											
Marker	Frequency (MHz)	Meter Reading (dBuV)	Det	175765 LISN L1 (dB)	C1&C3 cable (dB)	TekBox Limiter TBFL1 Model 207 (dB)	Corrected Reading dBuV	FCC Part 15 Class B QP dBuV	QP Margin (dB)	FCC Part 15 Class B Avg dBuV	Av(CISPR)Margin (dB)
2	.195	26.47	Ca	.1	0	9.3	35.87	-	-	53.82	-17.95
4	.26025	17.23	Ca	0	0	9.3	26.53	-	-	51.42	-24.89
6	.32775	14.15	Ca	0	0	9.3	23.45	-	-	49.51	-26.06
8	.53025	9.58	Ca	0	0	9.3	18.88	-	-	46	-27.12
10	9.57525	5.84	Ca	.1	.2	9.3	15.44	-	-	50	-34.56
12	18.76425	1.21	Ca	.1	.2	9.3	10.81	-	-	50	-39.19
1	.19725	42.98	Qp	.1	0	9.3	52.38	63.73	-11.35	-	-
3	.2535	36.32	Qp	0	0	9.3	45.62	61.64	-16.02	-	-
5	.3345	32.94	Qp	0	0	9.3	42.24	59.34	-17.1	-	-
7	.53475	24.59	Qp	0	0	9.3	33.89	56	-22.11	-	-
9	9.5595	15.71	Qp	.1	.2	9.3	25.31	60	-34.69	-	-
11	18.762	8.7	Qp	.1	.2	9.3	18.3	60	-41.7	-	-

Qp - Quasi-Peak detector
Ca - CISPR average detection

UL LLC.
47173 Benicia Street, Fremont, CA 94538; USA. TEL:(510) 319-4000 FAX:(510) 661-0888
This report shall not be reproduced except in full, without the written approval of UL LLC.

LINE 2 RESULTS

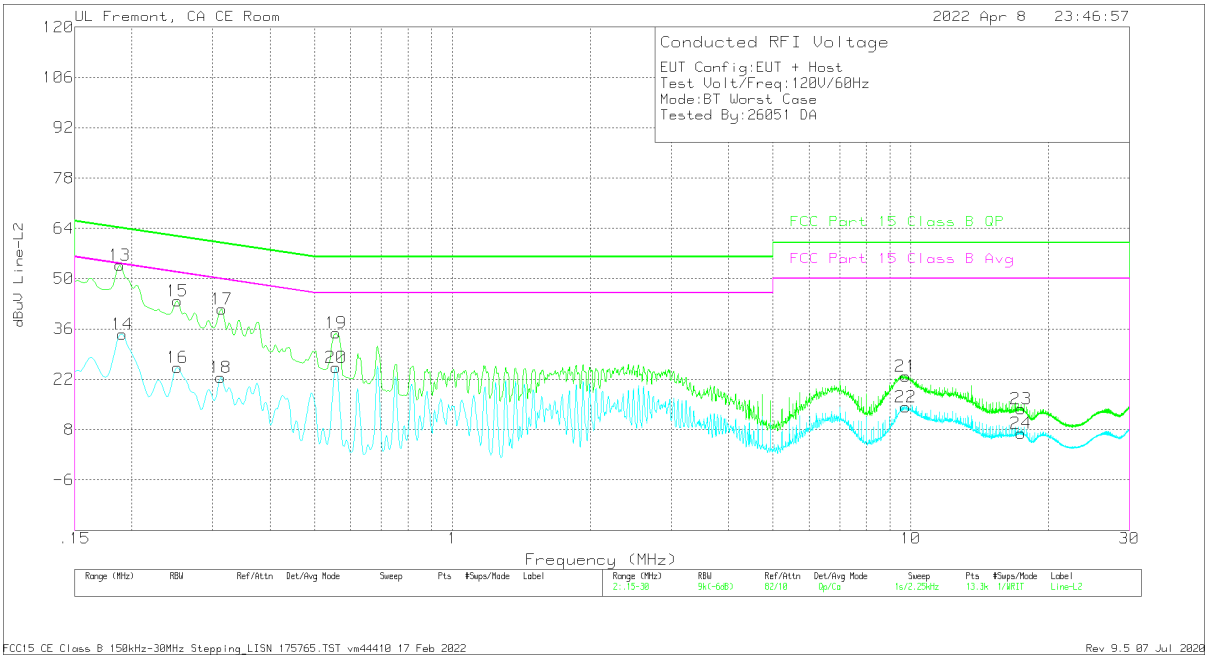

Range 2: Line-L2 .15 - 30MHz											
Marker	Frequency (MHz)	Meter Reading (dBuV)	Det	175765 LISN L1 (dB)	C1&C3 cable (dB)	TekBox Limiter TBFL1 Model 207 (dB)	Corrected Reading dBuV	FCC Part 15 Class B QP dBuV	QP Margin (dB)	FCC Part 15 Class B Avg dBuV	Av(CISPR) Margin (dB)
14	.1905	25.17	Ca	.1	0	9.3	34.57	-	-	54.01	-19.44
16	.25125	16.07	Ca	0	0	9.3	25.37	-	-	51.72	-26.35
18	.312	13.14	Ca	0	0	9.3	22.44	-	-	49.92	-27.48
20	.55725	16.01	Ca	0	0	9.3	25.31	-	-	46	-20.69
22	9.74063	4.74	Ca	0	.2	9.3	14.24	-	-	50	-35.76
24	17.3985	-2.6	Ca	.1	.2	9.3	7	-	-	50	-43
13	.18825	44.32	Qp	.1	0	9.4	53.82	64.11	-10.29	-	-
15	.25125	34.46	Qp	0	0	9.3	43.76	61.72	-17.96	-	-
17	.31425	32.24	Qp	0	0	9.3	41.54	59.86	-18.32	-	-
19	.55725	25.61	Qp	0	0	9.3	34.91	56	-21.09	-	-
21	9.744	13.34	Qp	0	.2	9.3	22.84	60	-37.16	-	-
23	17.3985	4.2	Qp	.1	.2	9.3	13.8	60	-46.2	-	-

Qp - Quasi-Peak detector
Ca - CISPR average detection

UL LLC.
47173 Benicia Street, Fremont, CA 94538; USA. TEL:(510) 319-4000 FAX:(510) 661-0888
This report shall not be reproduced except in full, without the written approval of UL LLC.

12. SETUP PHOTOS

Please refer to 14040866-EP1V1 for setup photos

END OF TEST REPORT

UL LLC.
47173 Benicia Street, Fremont, CA 94538; USA. TEL:(510) 319-4000 FAX:(510) 661-0888

This report shall not be reproduced except in full, without the written approval of UL LLC.