TEST REPORT

Report Number: 14040866-E3V3

Applicant	:	APPLE, INC. 1 APPLE PARK WAY CUPERTINO, CA 95014, U.S.A
Model	:	A2651 (Parent Model, Full Test) A2893, A2894, A2895, A2896 (Variant Models)
FCC ID	:	BCG-E8141A (Parent Model) BCG-E8154A, BCG-E8155A, BCG-E8156A (Variant Models)
IC	:	579C-E8141A (Parent Model) 579C-E8154A, 579C-E8155A, 579C-E8156A (Variant Models)
EUT Description	:	SMARTPHONE
Test Standard(s)	:	FCC 47 CFR PART 15 SUBPART C ISED RSS-247 ISSUE 2 ISED RSS-GEN ISSUE 5 + A1 + A2

Date Of Issue:
August 08, 2022

Prepared by:
UL LLC
47173 Benicia Street
Fremont, CA 94538 U.S.A.
TEL: (510) 319-4000
FAX: (510) 661-0888

ACCREDITED
CERT #0751.05

REPORT REVISION HISTORY

Rev.	Issue Date	Revisions	Revised By
V1	7/18/2022	Initial Issue	Chris Xiong
V2	7/28/2022	Addressed TCB Feedback on Section 8 and 12	Tony X. Li
V3	8/08/2022	Address TCB Feedback on Radiated plot labels	Francisco Guarnero

UL LLC.
47173 Benicia Street, Fremont, CA 94538; USA. TEL:(510) 319-4000 FAX:(510) 661-0888
This report shall not be reproduced except in full, without the written approval of UL LLC.

TABLE OF CONTENTS

1. ATTESTATION OF TEST RESULTS 5

2. TEST SUMMARY 7

3. TEST METHODOLOGY 7

4. FACILITIES AND ACCREDITATION 7

5. DECISION RULES AND MEASUREMENT UNCERTAINTY 8

5.1. METROLOGICAL TRACEABILITY 8

5.2. DECISION RULES 8

5.3. MEASUREMENT UNCERTAINTY 8

5.4. SAMPLE CALCULATION 8

6. EQUIPMENT UNDER TEST 9

6.1. EUT DESCRIPTION 9

6.2. MAXIMUM OUTPUT POWER 9

6.3. DESCRIPTION OF AVAILABLE ANTENNAS 10

6.4. SOFTWARE AND FIRMWARE 10

6.5. WORST-CASE CONFIGURATION AND MODE 10

6.6. DESCRIPTION OF TEST SETUP 11

7. MEASUREMENT METHOD 14

8. TEST AND MEASUREMENT EQUIPMENT 15

9. ANTENNA PORT TEST RESULTS 16

9.1. ON TIME AND DUTY CYCLE 16

9.2. 99% BANDWIDTH 18

9.2.1. HIGH POWER HDR (HDR4) 19
9.2.2. HIGH POWER HDR TXBF (HDR4) 20
9.2.3. HIGH POWER HDR (HDR8) 21
9.2.4. HIGH POWER HDR TXBF (HDR8) 22

9.3. 6 dB BANDWIDTH 23

9.3.1. HIGH POWER HDR (HDR4) 24

9.4. OUTPUT POWER 25

9.4.1. HIGH POWER HDR (HDR4) 26
9.4.2. HIGH POWER HDR TXBF (HDR4) 26
9.4.3. HIGH POWER HDR (HDR8) 27
9.4.4. HIGH POWER HDR TXBF (HDR8) 27
9.4.5. LOW POWER HDR (HDR4) 28
9.4.6. LOW POWER HDR TXBF (HDR4) 28
9.4.7. LOW POWER HDR (HDR8) 29
9.4.8. LOW POWER HDR TXBF (HDR8) 29

UL LLC.
47173 Benicia Street, Fremont, CA 94538; USA. TEL:(510) 319-4000 FAX:(510) 661-0888
This report shall not be reproduced except in full, without the written approval of UL LLC.

9.5. AVERAGE POWER 30
9.5.1. HIGH POWER HDR (HDR4) 31
9.5.2. HIGH POWER HDR TXBF (HDR4) 31
9.5.3. HIGH POWER HDR (HDR8) 32
9.5.4. HIGH POWER HDR TXBF (HDR8) 32
9.5.5. LOW POWER HDR (HDR4) 33
9.5.6. LOW POWER HDR TXBF (HDR4) 33
9.5.7. LOW POWER HDR (HDR8) 34
9.5.8. LOW POWER HDR TXBF (HDR8) 34

9.6. POWER SPECTRAL DENSITY 35
9.6.1. HIGH POWER HDR (HDR4) 36
9.6.2. HIGH POWER HDR TXBF (HDR4) 37
9.6.3. HIGH POWER HDR (HDR8) 38
9.6.4. HIGH POWER HDR TXBF (HDR8) 39

9.7. CONDUCTED SPURIOUS EMISSIONS 40
9.7.1. HIGH POWER HDR (HDR4) 41
9.7.2. HIGH POWER HDR TXBF (HDR4) 43
9.7.3. HIGH POWER HDR (HDR8) 45
9.7.4. HIGH POWER HDR TXBF (HDR8) 47
9.7.5. LOW POWER HDR (HDR4) 49
9.7.6. LOW POWER HDR TXBF (HDR4) 51
9.7.7. LOW POWER HDR (HDR8) 53
9.7.8. LOW POWER HDR TXBF (HDR8) 55

10. RADIATED TEST RESULTS 57

10.1. LIMITS AND PROCEDURE 57

10.2. TRANSMITTER ABOVE 1 GHz 59
10.2.1. HIGH POWER HDR (HDR4) 59
10.2.2. HIGH POWER HDR TXBF (HDR4) 67
10.2.3. HIGH POWER HDR (HDR8) 77
10.2.4. HIGH POWER HDR TXBF (HDR8) 85
10.2.5. LOW POWER HDR (HDR4) 89
10.2.6. LOW POWER HDR TXBF (HDR4) 97
10.2.7. LOW POWER HDR (HDR8) 101
10.2.8. LOW POWER HDR TXBF (HDR8) 109

10.3. WORST CASE BELOW 1 GHz 113

10.4. WORST CASE 18-26 GHz 115

11. AC POWER LINE CONDUCTED EMISSIONS 116

11.1. AC Power Line With AC/DC Adapter 117

11.2. AC Power Line With Laptop 119

12. SETUP PHOTOS 121

UL LLC.
47173 Benicia Street, Fremont, CA 94538; USA. TEL:(510) 319-4000 FAX:(510) 661-0888
This report shall not be reproduced except in full, without the written approval of UL LLC.

1. ATTESTATION OF TEST RESULTS

COMPANY NAME: APPLE INC.
1 APPLE PARK WAY
CUPERTINO, CA 95014, U.S.A

EUT DESCRIPTION: Smartphone

MODEL: A2651 (Parent Model)
A2893, A2894, A2895, A2896 (Variant Models)

BRAND: APPLE

FCC ID: BCG-E8141A (Parent Model)
BCG-E8154A, BCG-E8155A, BCG-E8156A (Variant Models)

IC ID: 579C-E8141A (Parent Model)
579C-E8154A, 579C-E8155A, 579C-E8156A (Variant Models)

SERIAL NUMBER: JHXP7PXL52 (Radiated), RXPYHWRP4V (Conducted)

SAMPLE RECEIPT DATE: APRIL 07, 2022

DATE TESTED: APRIL 7, 2022 to JULY 14, 2022

APPLICABLE STANDARDS	
STANDARD	**TEST RESULTS**
CFR 47 Part 15 Subpart C	Complies
ISED RSS-247 Issue 2	Complies
ISED RSS-GEN Issue 5 + A1 + A2	Complies

UL LLC tested the above equipment in accordance with the requirements set forth in the above standards. The test results show that the equipment tested is capable of demonstrating compliance with the requirements as documented in this report.

The results documented in this report apply only to the tested sample, under the conditions and modes of operation as described herein. It is the manufacturer's responsibility to assure that additional production units of this model are manufactured with identical electrical and mechanical components. All samples tested were in good operating condition throughout the entire test program. Measurement Uncertainties are published for informational purposes only and were not taken into account unless noted otherwise.

This document may not be altered or revised in any way unless done so by UL LLC and all revisions are duly noted in the revisions section. Any alteration of this document not carried out by UL LLC will constitute fraud and shall nullify the document. This report must not be used by the client to claim product certification, approval, or endorsement by A2LA, NIST, any agency of the Federal Government, or any agency of the U.S. government.

UL LLC.
47173 Benicia Street, Fremont, CA 94538; USA. TEL:(510) 319-4000 FAX:(510) 661-0888
This report shall not be reproduced except in full, without the written approval of UL LLC.

Approved & Released For UL LLC By:

Chin Pang
Senior Lab Engineer
Consumer Technology Division
UL LLC

Prepared By:

Chris Xiong
Test Engineer
Consumer Technology Division
UL LLC

UL LLC.
47173 Benicia Street, Fremont, CA 94538; USA. TEL:(510) 319-4000 FAX:(510) 661-0888
This report shall not be reproduced except in full, without the written approval of UL LLC.

2. TEST SUMMARY

This report contains data provided by the customer which can impact the validity of results. UL LLC is only responsible for the validity of results after the integration of the data provided by the customer

FCC Clause	ISED Clause	Requirement	Result	Comment
See Comment		Duty Cycle	Reporting purposes only	ANSI C63.10 Section 11.6.
	RSS-GEN 6.7	99% OBW	Reporting purposes only	ANSI C63.10 Section 6.9.3.
15.247 (a) (2)	RSS-247 5.2 (a)	6dB BW	Complies	None.
15.247 (b) (3)	RSS-247 5.4 (d)	Output Power	Complies	None.
See Comment		Average power	Reporting purposes only	Per ANSI C63.10, Section 11.9.2.3.2.
15.247 (e)	RSS-247 5.2 (b)	PSD	Complies	None.
15.247 (d)	RSS-247 5.5	Conducted Spurious Emissions	Complies	None.
15.209, 15.205	RSS-GEN 8.9, 8.10	Radiated Emissions	Complies	None.
15.207	RSS-Gen 8.8	AC Mains Conducted Emissions	Complies	None.

3. TEST METHODOLOGY

The tests documented in this report were performed in accordance with FCC CFR 47 Part 2, FCC CFR 47 Part 15, ANSI C63.10-2013, KDB 558074 D01 15.247 Meas Guidance v05r02, KDB 414788 D01 Radiated Test Site v01r01, KDB662911, RSS-GEN Issue 5 +A1 +A2, and RSS-247 Issue 2.

4. FACILITIES AND ACCREDITATION

UL LLC is accredited by A2LA, certification #0751.05, for all testing performed within the scope of this report. Testing was performed at the locations noted below.

Location	Address	ISED CABID	ISED Company Number	FCC Registration
☐	Building 1: 47173 Benicia Street, Fremont, CA 94538, USA	US0104	2324A	550739
☒	Building 2: 47266 Benicia Street, Fremont, CA 94538, USA	US0104	22541	550739
☒	Building 4: 47658 Kato Rd, Fremont, CA 94538, USA	US0104	2324B	550739

UL LLC.
47173 Benicia Street, Fremont, CA 94538; USA. TEL:(510) 319-4000 FAX:(510) 661-0888
This report shall not be reproduced except in full, without the written approval of UL LLC.

5. DECISION RULES AND MEASUREMENT UNCERTAINTY

5.1. METROLOGICAL TRACEABILITY

All test and measuring equipment utilized to perform the tests documented in this report are calibrated on a regular basis, with a maximum time between calibrations of one year or the manufacturers' recommendation, whichever is less, and where applicable is traceable to recognized national standards.

5.2. DECISION RULES

The Decision Rule is based on Simple Acceptance in accordance with ISO Guide 98-4:2012 Clause 8.2. (Measurement uncertainty is not taken into account when stating conformity with a specified requirement.)

5.3. MEASUREMENT UNCERTAINTY

Where relevant, the following measurement uncertainty levels have been estimated for tests performed on the apparatus:

PARAMETER	U_{Lab}
Worst Case Conducted Disturbance, 9KHz to 0.15 MHz	3.78 dB
Worst Case Conducted Disturbance, 0.15 to 30 MHz	3.40 dB
Worst Case Radiated Disturbance, 9KHz to 30 MHz	2.87 dB
Worst Case Radiated Disturbance, 30 to 1000 MHz	6.01 dB
Worst Case Radiated Disturbance, 1000 to 18000 MHz	4.73 dB
Worst Case Radiated Disturbance, 18000 to 26000 MHz	4.51 dB
Worst Case Radiated Disturbance, 26000 to 40000 MHz	5.29 dB

Uncertainty figures are valid to a confidence level of 95%.

5.4. SAMPLE CALCULATION

RADIATED EMISSIONS

Where relevant, the following sample calculation is provided:
Field Strength (dBuV/m) = Measured Voltage (dBuV) + Antenna Factor (dB/m) + Cable Loss (dB) – Preamp Gain (dB)
36.5 dBuV + 18.7 dB/m + 0.6 dB – 26.9 dB = 28.9 dBuV/m

MAINS CONDUCTED EMISSIONS

Where relevant, the following sample calculation is provided:
Final Voltage (dBuV) = Measured Voltage (dBuV) + Cable Loss (dB) + Limiter Factor (dB) + LISN Insertion Loss.
36.5 dBuV + 0 dB +10.1 dB+ 0 dB = 46.6 dBuV

UL LLC.
47173 Benicia Street, Fremont, CA 94538; USA. TEL:(510) 319-4000 FAX:(510) 661-0888
This report shall not be reproduced except in full, without the written approval of UL LLC.

6. EQUIPMENT UNDER TEST

6.1. EUT DESCRIPTION

The Apple iPhone is a smartphone with multimedia functions (music, application support, and video), cellular GSM, GPRS, EGPRS, UMTS, LTE, 5G, IEEE 802.11a/b/g/n/ac/ax, Bluetooth, Ultra-Wideband, GPS, NFC and MSS. All models except reference model support at least one UICC based SIM. The second SIM is either an UICC based p-SIM (physical SIM) or e-SIM (electronic SIM). The device supports a built-in inductive charging transmitter and receiver. The rechargeable battery is not user accessible.

Testing was performed on the parent model and is used to support the application for the parent and variants identified in this report based on the test plan submitted and approved via KDB inquiry by the FCC and by ISED-Canada.

The Model and FCC/IC ID covered by this report includes:

Parent Model: A2651, FCC ID: BCG-E8141A, IC: 579C-E8141A

Variant Models: A2893, FCC ID: BCG-E8154A, IC: 579C-E8154A
A2894; FCC ID: BCG-E8155A, IC: 579C-E8155A
A2895 & A2896, FCC ID: BCG-E8156A, IC: 579C-E8156A

6.2. MAXIMUM OUTPUT POWER

The transmitter has a maximum peak conducted output power as follows:

Antenna	Configuration	Frequency Range (MHz)	Mode	Output Power (dBm)	Output Power (mW)
ANT 4	High Power	2404 - 2476	HDR4	15.05	31.99
	Low Power			10.09	10.21
	High Power		HDR8	16.82	48.08
	Low Power			10.76	11.91
ANT 3	High Power	2404 - 2476	HDR4	15.10	32.36
	Low Power			10.08	10.19
	High Power		HDR8	16.85	48.42
	Low Power			10.78	11.97
Beamforming, ANT 4 + ANT 3	High Power	2404 - 2476	HDR4	18.11	64.71
	Low Power			13.08	20.32
	High Power		HDR8	19.79	95.28
	Low Power			13.93	24.72

UL LLC.
47173 Benicia Street, Fremont, CA 94538; USA. TEL:(510) 319-4000 FAX:(510) 661-0888
This report shall not be reproduced except in full, without the written approval of UL LLC.

6.3. DESCRIPTION OF AVAILABLE ANTENNAS

The antenna(s) gain, as provided by the manufacturer' are as follows:

Frequency Range (GHz)	ANT 4 (dBi)	ANT 3 (dBi)
2.4	-1.0	-1.1

6.4. SOFTWARE AND FIRMWARE

The EUT firmware version installed for testing is 20.1.467.5699.

6.5. WORST-CASE CONFIGURATION AND MODE

The EUT was investigated in three orthogonal orientations X, Y and Z on ANT 4, ANT 3 and 2TX beamforming. It was determined that Y (Landscape) was the worst-case orientation for ANT 4, X (Flatbed) was the worst-case orientation for ANT 3 and 2TX Beamforming.

Radiated band edge, harmonic, and spurious emissions from 1GHz to 18GHz were performed. The EUT was set to transmit at highest power on Low/Middle/High channels.

High power HDR4 and HDR8 TXBF harmonic spurious 1-18GHz were investigated to determine the worst case and results showed HDR4 was the worst case. Therefore, High Power Beamforming HDR4 mode was set to maximum power based on SISO to cover both SISO and MIMO modes to complies with radiated spurious emissions limits in the restricted bands between 1GHz and 18GHz low/mid/high channel (except the band edge).

Radiated emissions below 30MHz, below 1GHz, 18-26GHz and power line conducted emissions were performed with the EUT transmits at the channel with the highest output power as worst-case scenario. There were no emissions found below 30MHz within 20dB of the limit.

For below 1GHz tests were performed with EUT connected to AC power adapter as the worst case; and for above 1GHz, the worst-case configuration reported was tested with EUT only. For AC line conducted emission, test was investigated with AC power adapter and with laptop.

There are three vendors of the Wi-Fi/Bluetooth radio modules: variant 1, 2 and 3. The WiFi/BT radio modules have the same mechanical outline (e.g., the same package dimension and pin-out layout), use the same on-board antenna matching circuit, have an identical antenna structure, and are built and tested to conform to the same specifications and to operate within the same tolerances.

Baseline testing was performed on the three variants to determine the worst case on all conducted power and radiated emissions.

UL LLC.
47173 Benicia Street, Fremont, CA 94538; USA. TEL:(510) 319-4000 FAX:(510) 661-0888
This report shall not be reproduced except in full, without the written approval of UL LLC.

6.6. DESCRIPTION OF TEST SETUP

SUPPORT TEST EQUIPMENT				
Description	Manufacturer	Model	Serial Number	FCC ID/ DoC
Laptop	Apple	Macbook Pro	C02VD7SAHV22	BCGA1708
Laptop AC/DC adapter	Liteon Technology	A1424	NSW25679	DoC
EUT AC/DC adapter	Apple	A1720	C3D8417A7R93KVPA8	DoC

I/O CABLES (RF CONDUCTED TEST)						
Cable No.	Port	# of Identical Ports	Connector Type	Cable Type	Cable Length (m)	Remarks
1	Antenna	1	SMA	Un-shielded	0.2	To spectrum Analyzer
2	USB	1	USB	Shielded	1.0	N/A
3	AC	1	AC	Un-shielded	2	N/A

I/O CABLES (RF RADIATED AND AC LINE CONDUCTED TEST)						
Cable No.	Port	# of Identical Ports	Connector Type	Cable Type	Cable Length (m)	Remarks
1	AC	1	AC	Un-shielded	2	N/A
2	USB	1	USB	shielded	1	N/A

TEST SETUP

The EUT setup is shown as below. Test software exercised the radio card.

UL LLC.
47173 Benicia Street, Fremont, CA 94538; USA. TEL:(510) 319-4000 FAX:(510) 661-0888

This report shall not be reproduced except in full, without the written approval of UL LLC.

SETUP DIAGRAM FOR CONDUCTED TESTS

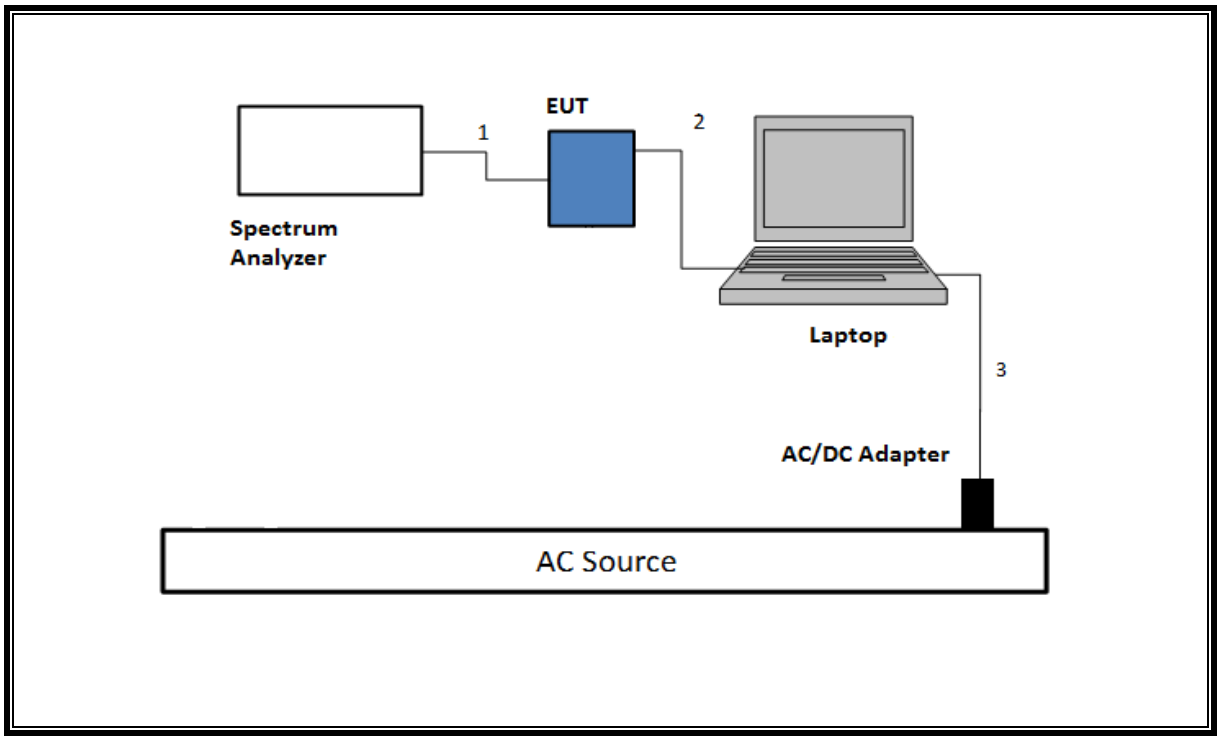

SETUP DIAGRAM FOR RADIATED TESTS ABOVE 1 GHz

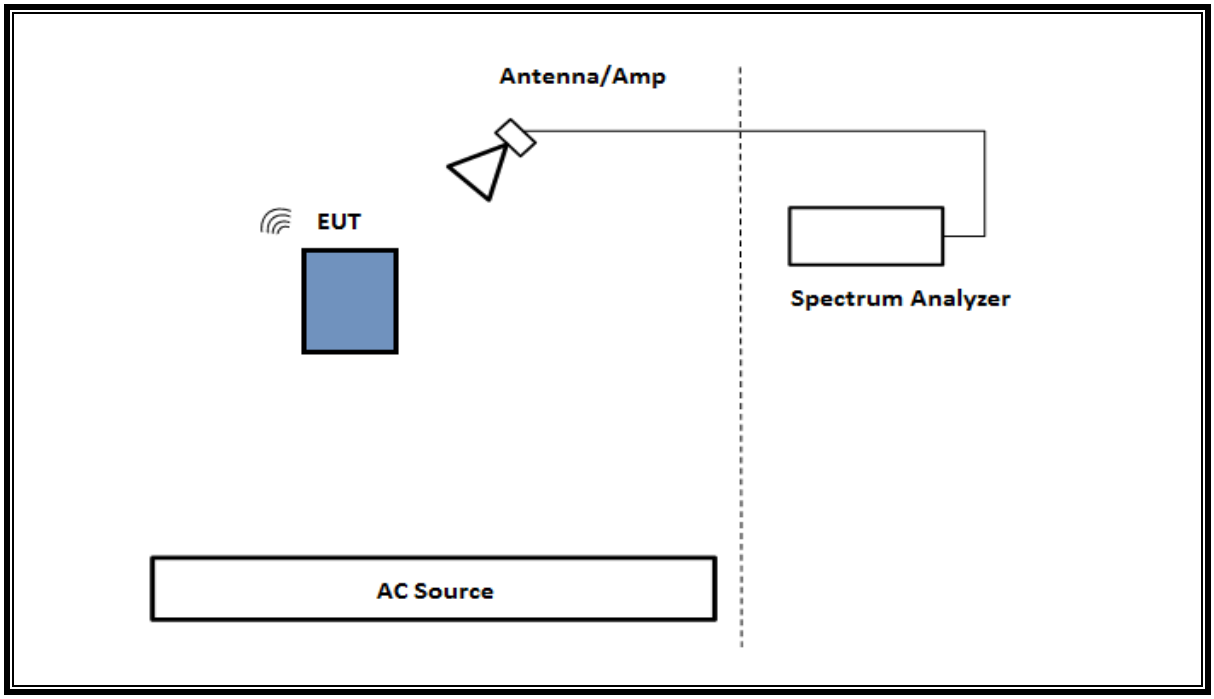

UL LLC.
47173 Benicia Street, Fremont, CA 94538; USA. TEL:(510) 319-4000 FAX:(510) 661-0888
This report shall not be reproduced except in full, without the written approval of UL LLC.

SETUP DIAGRAM FOR BELOW 1GHz and AC LINE CONDUCTED TEST

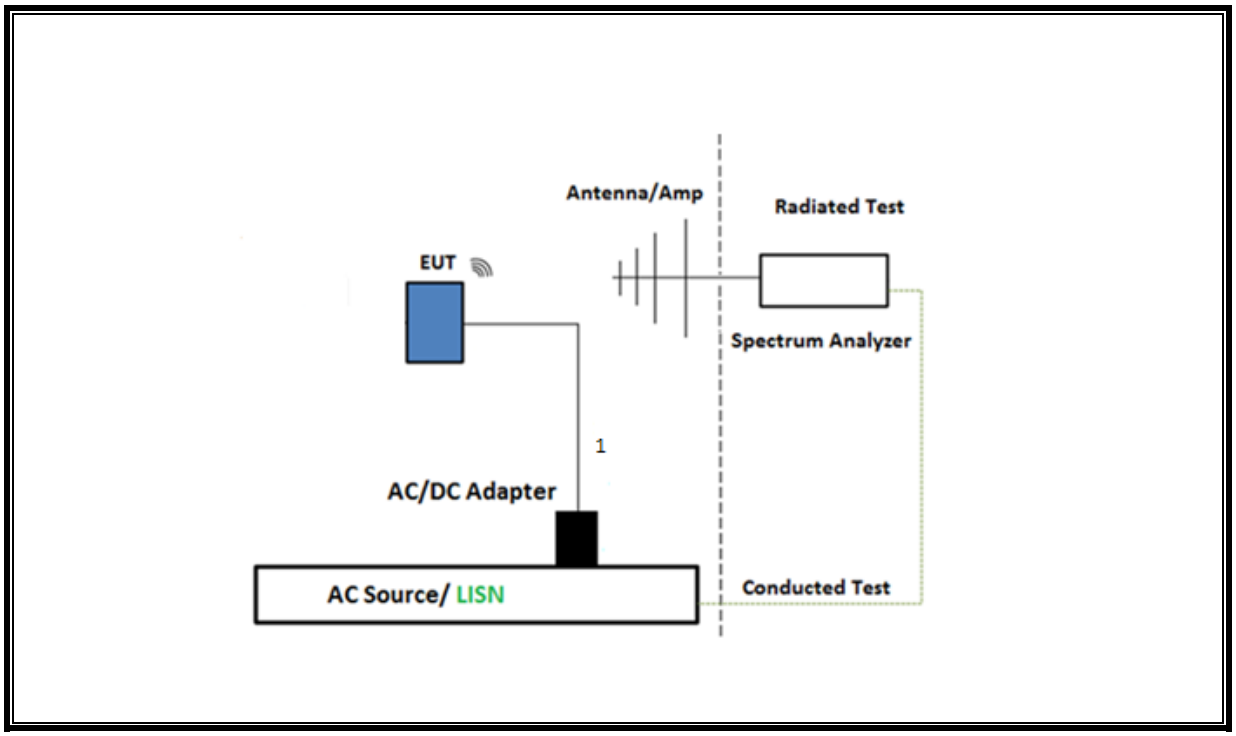

TEST SETUP - AC LINE CONDUCTED: LAPTOP CONFIGURATION

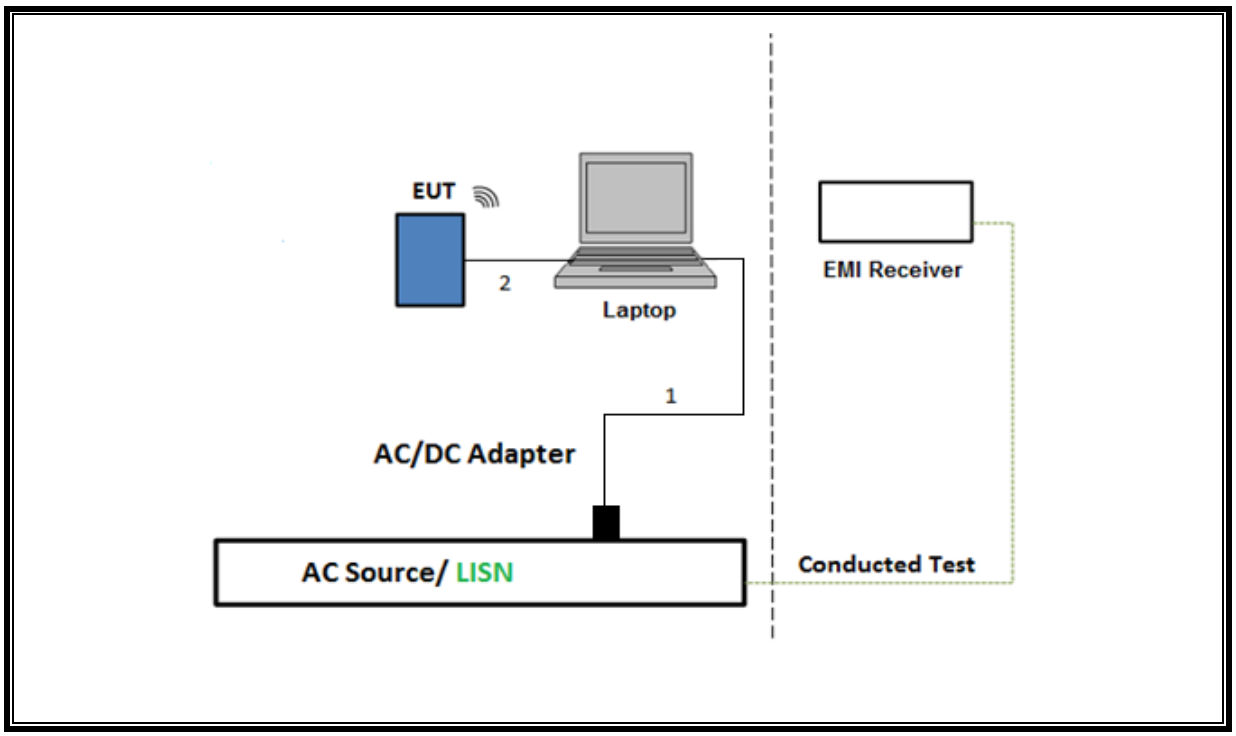

UL LLC.
47173 Benicia Street, Fremont, CA 94538; USA. TEL:(510) 319-4000 FAX:(510) 661-0888
This report shall not be reproduced except in full, without the written approval of UL LLC.

7. MEASUREMENT METHOD

On Time and Duty Cycle: KDB 558074 D01 v05r02, Section 6.

6 dB BW: ANSI C63.10 Subclause -11.8.1 RBW ≥ DTS BW

Occupied BW (99%): ANSI C63.10-2013 Section 6.9.3

Output Power: ANSI C63.10 Subclause -11.9.1.3 Method PKPM1 Peak-reading power meter

Output Power: ANSI C63.10 Subclause -11.9.2.3.2 Measurement using gated average power meter.

PSD: ANSI C63.10 Subclause -11.10.2 Method PKPSD (peak PSD)

Radiated emissions restricted frequency bands: ANSI C63.10 Subclause -11.12.1 & Clause 13

Conducted emissions in restricted frequency bands: ANSI C63.10 Subclause -11.12.2

Band-edge: ANSI C63.10 Subclause -11.13.3.2 & Clause 13: Integration method -Peak detection

Band-edge: ANSI C63.10 Subclause -11.13.3.3 & Clause 13: Integration method -Trace averaging with continuous transmission at full power

AC Power Line Conducted Emissions: ANSI C63.10-2013, Section 6.2.

Radiated emissions non-restricted frequency bands ANSI C63.10 Subclause – 11.11 & Clause 13

Radiated Spurious Emissions Below 30MHz: ANSI C63.10-2013 Section 6.4 & 13

NOTE: All conducted antenna port tests for Beamforming applied the same test procedures as HDR normal modes.

UL LLC.
47173 Benicia Street, Fremont, CA 94538; USA. TEL:(510) 319-4000 FAX:(510) 661-0888
This report shall not be reproduced except in full, without the written approval of UL LLC.

8. TEST AND MEASUREMENT EQUIPMENT

The following test and measurement equipment was utilized for the tests documented in this report:

TEST EQUIPMENT LIST					
Description	**Manufacturer**	**Model**	**ID Num**	**Cal Due**	**Last Cal**
Antenna, Horn 1-18GHz	ETS-Lindgren	3117	206807	2/9/2023	2/9/2022
RF Filter Box*	UL-FR1 (CTECH)	N/A	206359	5/13/2022	5/13/2021
EMI TEST RECEIVER	Rohde & Schwarz	ESW44	201500	2/17/2023	2/17/2022
Antenna, Horn 1-18GHz	ETS-Lindgren	3117	200786	2/24/2023	2/24/2022
RF Filter Box, 1-18GHz	UL-FR1 (CTECH)	N/A	PRE0183530	11/17/2022	11/17/2021
EMI TEST RECEIVER	Rohde & Schwarz	ESW44	191428	2/20/2023	2/20/2022
Antenna, Horn 1-18GHz	ETS-Lindgren	3117	200897	2/24/2023	2/24/2022
**RF Filter Box	UL-FR1 (CTECH)	N/A	PRE0182865	4/13/2023	4/13/2022
Spectrum Analyzer, PXA, 3Hz to 44GHz	Keysight Technologies Inc	N9030A	125188	1/30/2023	1/30/2022
Antenna, Horn 1-18GHz	ETS-Lindgren	3117	81887	3/16/2023	3/16/2022
Rf Filter Box	UL-FR1 (CTECH)	N/A	PRE0183207	10/23/2022	10/23/2021
EMI TEST RECEIVER	Rohde & Schwarz	ESW44	191429	2/20/2023	2/20/2022
Antenna, Horn 1-18GHz	ETS-Lindgren	3117	200895	10/13/2022	10/13/2021
RF Filter Box, 6 port, 1-18GHz	UL-FR1 (CTECH)	SAC 6 port rf box	203957	2/12/2023	2/12/2022
EMI TEST RECEIVER	Rohde & Schwarz	ESW44	201498	2/20/2023	2/20/2022
Antenna, Broadband Hybrid, 30MHz to 2000MHz	Sunol Sciences Corp.	JB1	82258	10/01/2022	10/01/2021
Amplifier, 9KHz to 1GHz, 32dB	SONOMA INSTRUMENT	310	175953	2/08/2023	2/08/2022
EMI TEST RECEIVER	Rohde & Schwarz	ESW44	169927	2/16/2023	2/16/2022
Antenna. Horn 18 to 26.5GHz	A.R.A.	MWH-1826/B	172363	12/07/2022	12/07/2021
Amplifier 18-26.5GHz ,+5Vdc,-54dBm P1dB	AMPLICAL	AMP18G26.5-60	172583	1/27/2023	1/27/2022
Power Meter, P-series single channel	Keysight	N1911A	PRE0177682	01/24/2023	01/24/2022
Power Sensor	Keysight	N1921A	90419	02/03/2023	02/03/2022
Spectrum Analyzer, PXA 3Hz to 44GHz	Keysight	N9030A	87738	02/02/2023	02/02/2022
Antenna, Passive Loop 30Hz to 1MHz	Electro-Metrics	EM-6871	170013	07/29/2022	07/29/2021
Antenna, Passive Loop 100KHz to 30MHz	ETS-Lindgren	EM-6872	170015	07/29/2022	07/29/2021

AC Line Conducted					
Description	**Manufacturer**	**Model**	**ID Num**	**Cal Due**	**Last Cal**
EMI Test Receiver 9kHz-7GHz	Rohde & Schwarz	ESR	T1436	02/21/2023	02/21/2022
Power Cable, Line Conducted Emissions	UL	PR1	T861	10/27/2022	10/27/2021
LISN for Conducted Emissions CISPR-16	FISCHER CUSTOM COMMUNICATIONS	FCC-LISN-50/250-25-2-01-480V	175765	01/26/2023	01/26/2022
UL AUTOMATION SOFTWARE					
Radiated Software	UL	UL EMC	Ver 9.5, Mar 6, 2020		
Conducted Software	UL	UL EMC	2020.2.26		
AC Line Conducted Software	UL	UL EMC	Ver 9.5, February 21, 2020		

*Testing was completed before equipment expiration date.
**Testing was set to test after calibration was completed.

UL LLC.
47173 Benicia Street, Fremont, CA 94538; USA. TEL:(510) 319-4000 FAX:(510) 661-0888
This report shall not be reproduced except in full, without the written approval of UL LLC.

9. ANTENNA PORT TEST RESULTS

9.1. ON TIME AND DUTY CYCLE

LIMITS

None; for reporting purposes only.

PROCEDURE

KDB 558074 Zero-Span Spectrum Analyzer Method.

ON TIME AND DUTY CYCLE RESULTS

Mode	ON Time B (msec)	Period (msec)	Duty Cycle x (linear)	Duty Cycle (%)	Duty Cycle Correction Factor (dB)	1/B Minimum VBW (kHz)
2.4GHz Band						
HDR4	1.00	1.00	1.000	100.00%	0.00	0.010
HDR8	1.00	1.00	1.000	100.00%	0.00	0.010
HDR4, TXBF	1.00	1.00	1.000	100.00%	0.00	0.010
HDR8, TXBF	1.00	1.00	1.000	100.00%	0.00	0.010

UL LLC.
47173 Benicia Street, Fremont, CA 94538; USA. TEL:(510) 319-4000 FAX:(510) 661-0888
This report shall not be reproduced except in full, without the written approval of UL LLC.

DUTY CYCLE PLOTS

DUTY CYCLE HDR4

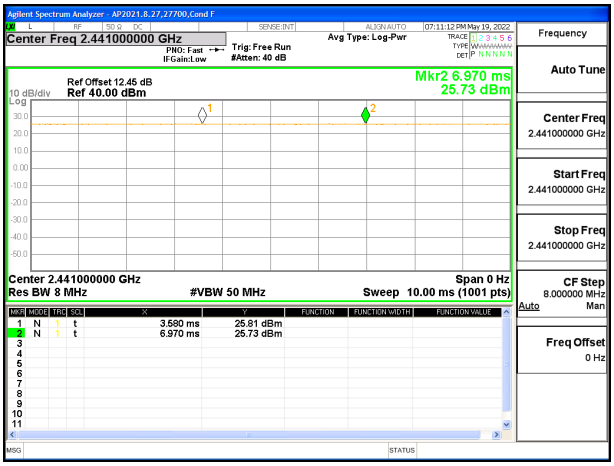

DUTY CYCLE HDR8

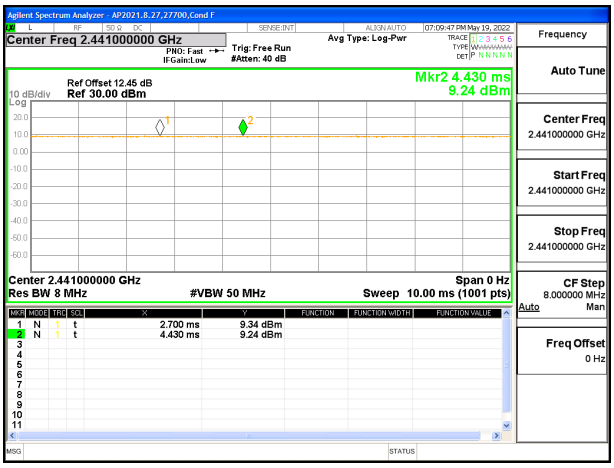

DUTY CYCLE HDR4 TXBF

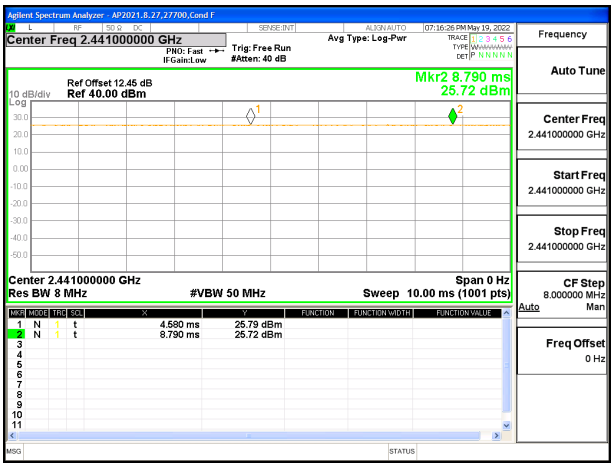

DUTY CYCLE HDR8 TXBF

UL LLC.
47173 Benicia Street, Fremont, CA 94538; USA. TEL:(510) 319-4000 FAX:(510) 661-0888

This report shall not be reproduced except in full, without the written approval of UL LLC.

9.2. 99% BANDWIDTH

LIMITS

None; for reporting purposes only.

RESULTS

Only High Power modes result are reported. It covers all Low Power modes. Only Mid channel plot is reported to show setting parameters complying with testing methods/procedures.

UL LLC.
47173 Benicia Street, Fremont, CA 94538; USA. TEL:(510) 319-4000 FAX:(510) 661-0888
This report shall not be reproduced except in full, without the written approval of UL LLC.

9.2.1. HIGH POWER HDR (HDR4)

ANT 4

Channel	Frequency (MHz)	99% Bandwidth (MHz)
Low	2404	2.3109
Middle	2440	2.3416
High	2476	2.3481

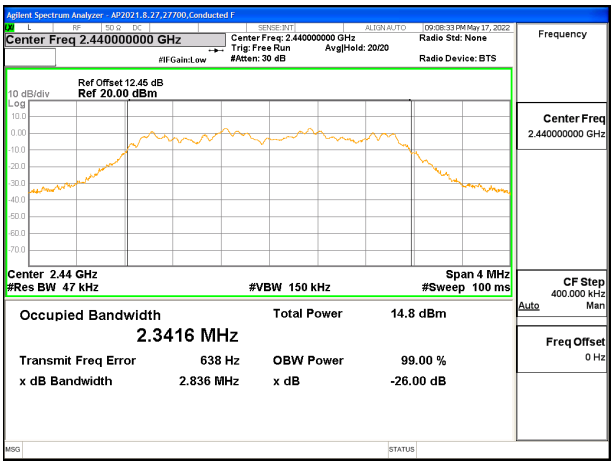

MID CHANNEL

ANT 3

Channel	Frequency (MHz)	99% Bandwidth (MHz)
Low	2404	2.3107
Middle	2440	2.3114
High	2476	2.3110

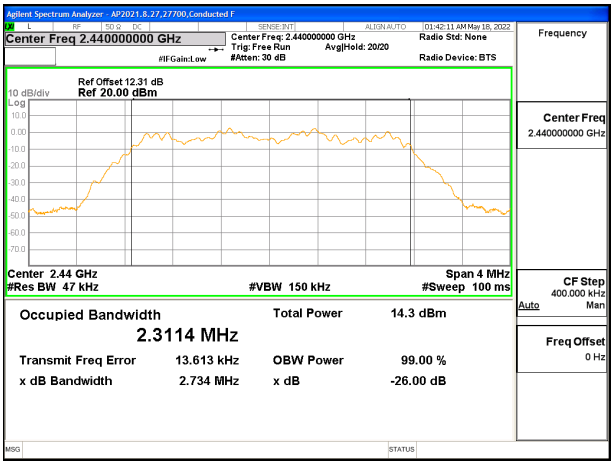

MID CHANNEL

UL LLC.
47173 Benicia Street, Fremont, CA 94538; USA. TEL:(510) 319-4000 FAX:(510) 661-0888
This report shall not be reproduced except in full, without the written approval of UL LLC.

9.2.2. HIGH POWER HDR TXBF (HDR4)

Channel	Frequency (MHz)	99% Bandwidth ANT 4 (MHz)	99% Bandwidth ANT 3 (MHz)
Low	2404	2.3349	2.3106
Middle	2440	2.3114	2.3109
High	2476	2.3120	2.3111

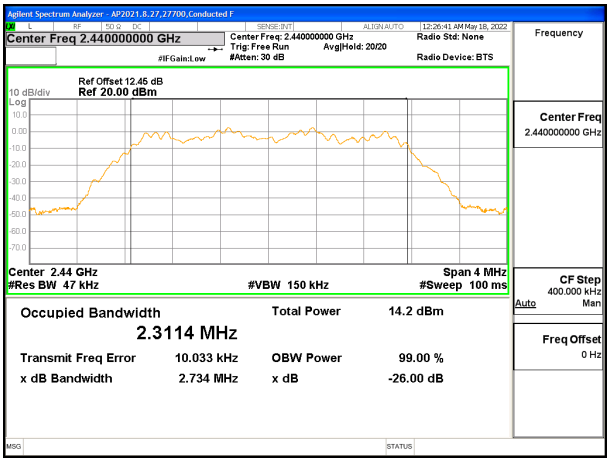

MID CHANNEL ANT 4

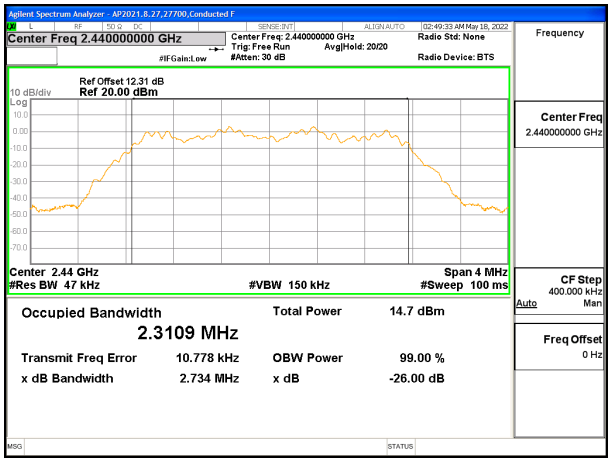

MID CHANNEL ANT 3

UL LLC.
47173 Benicia Street, Fremont, CA 94538; USA. TEL:(510) 319-4000 FAX:(510) 661-0888
This report shall not be reproduced except in full, without the written approval of UL LLC.

9.2.3. HIGH POWER HDR (HDR8)

ANT 4

Channel	Frequency (MHz)	99% Bandwidth (MHz)
Low	2404	4.7434
Middle	2440	4.8699
High	2476	4.9437

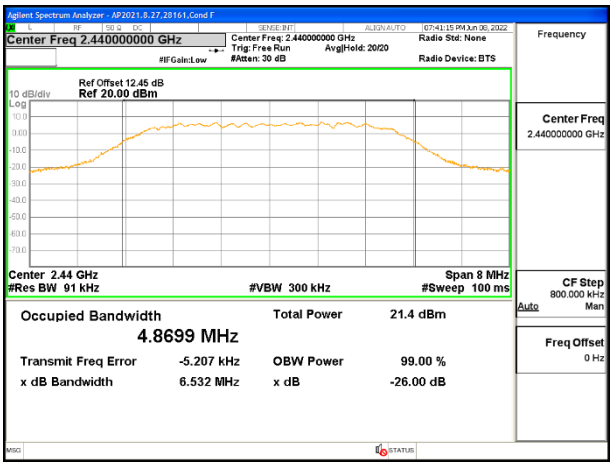

MID CHANNEL

ANT 3

Channel	Frequency (MHz)	99% Bandwidth (MHz)
Low	2404	4.6959
Middle	2440	4.6879
High	2476	4.6917

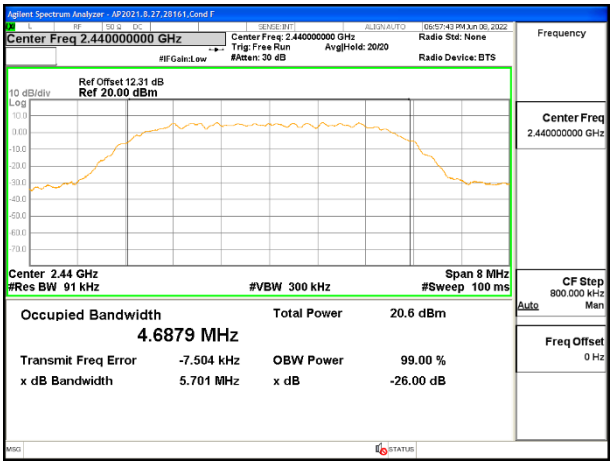

MID CHANNEL

UL LLC.
47173 Benicia Street, Fremont, CA 94538; USA. TEL:(510) 319-4000 FAX:(510) 661-0888
This report shall not be reproduced except in full, without the written approval of UL LLC.

9.2.4. HIGH POWER HDR TXBF (HDR8)

Channel	Frequency (MHz)	99% Bandwidth ANT 4 (MHz)	99% Bandwidth ANT 3 (MHz)
Low	2404	4.7573	4.7035
Middle	2440	4.8504	4.6975
High	2476	4.7589	4.7080

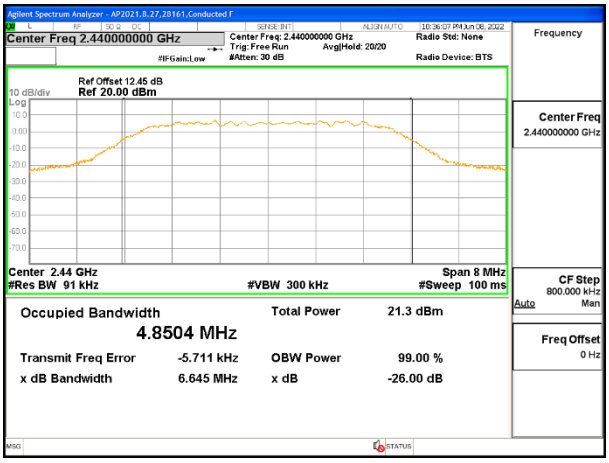

MID CHANNEL ANT 4

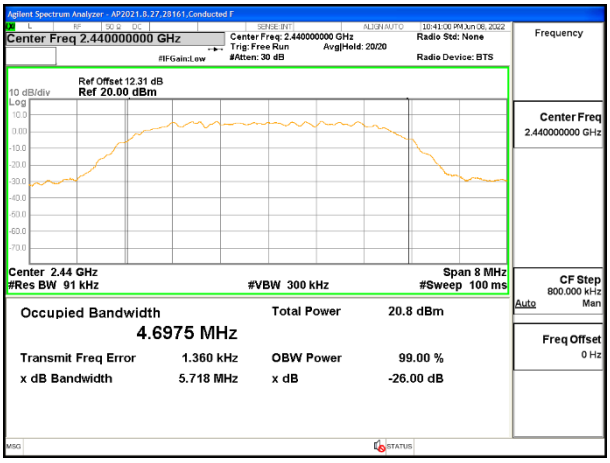

MID CHANNEL ANT 3

UL LLC.
47173 Benicia Street, Fremont, CA 94538; USA. TEL:(510) 319-4000 FAX:(510) 661-0888
This report shall not be reproduced except in full, without the written approval of UL LLC.

9.3. 6 dB BANDWIDTH

LIMITS

FCC §15.407 (e)

RSS-247 5.2 (a)

The minimum 6 dB bandwidth shall be at least 500 kHz.

RESULTS

The 6dB bandwidth was measured for the narrowest bandwidth mode, HDR4, to demonstrate compliance with the minimum required bandwidth of 500 kHz. Other modes were not tested as their bandwidth is greater than the HDR4 mode, as demonstrated by the 99% bandwidth measurements performed on all modes.

Only Mid channel plot is reported to show setting parameter complies with testing method/procedure.

Only High Power modes result is reported, it covers all Low Power modes.

UL LLC.
47173 Benicia Street, Fremont, CA 94538; USA. TEL:(510) 319-4000 FAX:(510) 661-0888
This report shall not be reproduced except in full, without the written approval of UL LLC.

9.3.1. HIGH POWER HDR (HDR4)

ANT 4

Channel	Frequency (MHz)	6dB Bandwidth (MHz)	Minimum Limit (MHz)
Low	2404	2.076	0.5
Middle	2440	2.136	0.5
High	2476	2.132	0.5

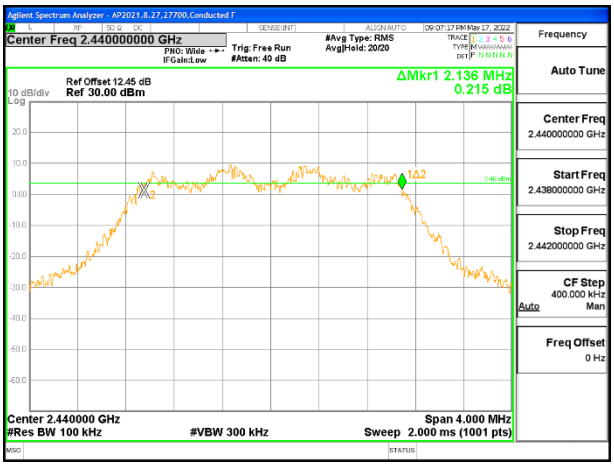

MID CHANNEL

ANT 3

Channel	Frequency (MHz)	6dB Bandwidth (MHz)	Minimum Limit (MHz)
Low	2404	2.132	0.5
Middle	2440	2.108	0.5
High	2476	2.068	0.5

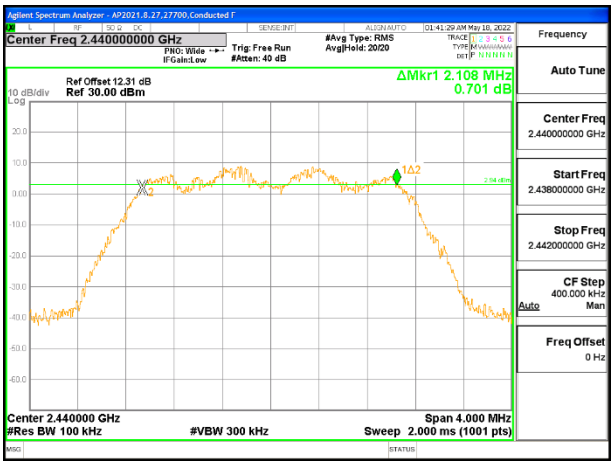

MID CHANNEL

UL LLC.
47173 Benicia Street, Fremont, CA 94538; USA. TEL:(510) 319-4000 FAX:(510) 661-0888
This report shall not be reproduced except in full, without the written approval of UL LLC.

9.4. OUTPUT POWER

LIMITS

FCC §15.247 (b) (3)

RSS-247 5.4 (d)

The maximum antenna gain is less than or equal to 6 dBi, therefore the limit is 30 dBm.

TEST PROCEDURE

The power output was measured on the EUT antenna port using SMA cable with 10dB attenuator connected to a power meter via wideband peak power sensor. Peak output power was read directly from power meter.

DIRECTIONAL ANTENNA GAIN

For 1 TX:
There is only one transmitter output therefore the directional gain is equal to the antenna gain.

For 2 TX:

Tx chains are correlated for power and PSD due to the device supporting Beamforming mode. The directional gains are as follows:

Band (GHz)	ANT 4 Gain (dBi)	ANT 3 Gain (dBi)	Correlated Chains Directional Gain (dBi)
2.4	-1.00	-1.10	1.96

DIRECTIONAL GAIN CALCULATION:

ANSI C63.10-2013 section 14.4.3

Uncorrelated directional gain=10*LOG((10^(Ant1/10)+10^(Ant2/10))/2)
Correlated directional Gain=10*LOG(((10^(Ant1/20)+10^(Ant2/20))^2)/2)

Sample Calculation:

Ant1=-1.0, Ant2=-1.1

Uncorrelated Antenna gain=10log[(10^(-1.0/10)+10^(-1.1/10))/2]=-1.05dBi

Correlated Antenna gain=10log[(10^(-1.0/20)+10^(-1.1/20))^2)/2]=1.96 dBi

RESULTS

UL LLC.
47173 Benicia Street, Fremont, CA 94538; USA. TEL:(510) 319-4000 FAX:(510) 661-0888
This report shall not be reproduced except in full, without the written approval of UL LLC.

9.4.1. HIGH POWER HDR (HDR4)

ANT 4

Tested By:	26118
Date:	7/14/2022

Channel	Frequency (MHz)	Peak Power Reading (dBm)	Limit (dBm)	Margin (dB)
Low	2404	15.01	30	-14.99
Middle	2440	15.05	30	-14.95
High	2476	14.97	30	-15.03

ANT 3

Tested By:	26118
Date:	7/14/2022

Channel	Frequency (MHz)	Peak Power Reading (dBm)	Limit (dBm)	Margin (dB)
Low	2404	15.06	30	-14.94
Middle	2440	15.10	30	-14.90
High	2476	14.99	30	-15.01

9.4.2. HIGH POWER HDR TXBF (HDR4)

Tested By:	26118
Date:	7/14/2022

Channel	Frequency (MHz)	Peak Power Reading ANT 4 (dBm)	Peak Power Reading ANT 3 (dBm)	Total Corr'd Power (dBm)	Limit (dBm)	Margin (dB)
Low	2404	15.03	15.10	18.08	30.00	-11.92
Middle	2440	15.12	15.07	18.11	30.00	-11.89
High	2476	15.07	15.02	18.06	30.00	-11.94

UL LLC.
47173 Benicia Street, Fremont, CA 94538; USA. TEL:(510) 319-4000 FAX:(510) 661-0888
This report shall not be reproduced except in full, without the written approval of UL LLC.

9.4.3. HIGH POWER HDR (HDR8)

ANT 4

Tested By:	26118
Date:	7/14/2022

Channel	Frequency (MHz)	Peak Power Reading (dBm)	Limit (dBm)	Margin (dB)
Low	2404	16.78	30	-13.22
Middle	2440	16.82	30	-13.18
High	2476	16.74	30	-13.26

ANT 3

Tested By:	26118
Date:	7/14/2022

Channel	Frequency (MHz)	Peak Power Reading (dBm)	Limit (dBm)	Margin (dB)
Low	2404	16.78	30	-13.22
Middle	2440	16.85	30	-13.15
High	2476	16.81	30	-13.19

9.4.4. HIGH POWER HDR TXBF (HDR8)

Tested By:	26118
Date:	7/14/2022

Channel	Frequency (MHz)	Peak Power Reading ANT 4 (dBm)	Peak Power Reading ANT 3 (dBm)	Total Corr'd Power (dBm)	Limit (dBm)	Margin (dB)
Low	2404	16.69	16.72	19.72	30.00	-10.28
Middle	2440	16.74	16.81	19.79	30.00	-10.21
High	2476	16.70	16.67	19.70	30.00	-10.30

UL LLC.
47173 Benicia Street, Fremont, CA 94538; USA. TEL:(510) 319-4000 FAX:(510) 661-0888
This report shall not be reproduced except in full, without the written approval of UL LLC.

9.4.5. LOW POWER HDR (HDR4)

ANT 4

Tested By:	26118
Date:	7/14/2022

Channel	Frequency (MHz)	Peak Power Reading (dBm)	Limit (dBm)	Margin (dB)
Low	2404	10.02	30	-19.98
Middle	2440	10.09	30	-19.91
High	2476	10.04	30	-19.96

ANT 3

Tested By:	26118
Date:	7/14/2022

Channel	Frequency (MHz)	Peak Power Reading (dBm)	Limit (dBm)	Margin (dB)
Low	2404	10.00	30	-20.00
Middle	2440	10.08	30	-19.92
High	2476	9.97	30	-20.03

9.4.6. LOW POWER HDR TXBF (HDR4)

Tested By:	26118
Date:	7/14/2022

Channel	Frequency (MHz)	Peak Power Reading ANT 4 (dBm)	Peak Power Reading ANT 3 (dBm)	Total Corr'd Power (dBm)	Limit (dBm)	Margin (dB)
Low	2404	10.04	9.97	13.02	30.00	-16.98
Middle	2440	10.10	10.04	13.08	30.00	-16.92
High	2476	10.01	10.02	13.03	30.00	-16.97

UL LLC.
47173 Benicia Street, Fremont, CA 94538; USA. TEL:(510) 319-4000 FAX:(510) 661-0888
This report shall not be reproduced except in full, without the written approval of UL LLC.

9.4.7. LOW POWER HDR (HDR8)

ANT 4

Tested By:	26118
Date:	7/14/2022

Channel	Frequency (MHz)	Peak Power Reading (dBm)	Limit (dBm)	Margin (dB)
Low	2404	10.71	30	-19.29
Middle	2440	10.76	30	-19.24
High	2476	10.64	30	-19.36

ANT 3

Tested By:	26118
Date:	7/14/2022

Channel	Frequency (MHz)	Peak Power Reading (dBm)	Limit (dBm)	Margin (dB)
Low	2404	10.69	30	-19.31
Middle	2440	10.78	30	-19.22
High	2476	10.72	30	-19.28

9.4.8. LOW POWER HDR TXBF (HDR8)

Tested By:	26118
Date:	7/14/2022

Channel	Frequency (MHz)	Peak Power Reading ANT 4 (dBm)	Peak Power Reading ANT 3 (dBm)	Total Corr'd Power (dBm)	Limit (dBm)	Margin (dB)
Low	2404	10.92	10.82	13.88	30.00	-16.12
Middle	2440	10.87	10.97	13.93	30.00	-16.07
High	2476	10.90	10.85	13.89	30.00	-16.11

UL LLC.
47173 Benicia Street, Fremont, CA 94538; USA. TEL:(510) 319-4000 FAX:(510) 661-0888
This report shall not be reproduced except in full, without the written approval of UL LLC.

9.5. AVERAGE POWER

LIMITS

None; for reporting purposes only.

TEST PROCEDURE

The power output was measured on the EUT antenna port using SMA cable with 10dB attenuator connected to a power meter via wideband average power sensor. Gated average output power was read directly from power meter.

RESULTS

UL LLC.
47173 Benicia Street, Fremont, CA 94538; USA. TEL:(510) 319-4000 FAX:(510) 661-0888
This report shall not be reproduced except in full, without the written approval of UL LLC.

9.5.1. HIGH POWER HDR (HDR4)

ANT 4

Tested By:	26118
Date:	7/14/2022

Channel	Frequency (MHz)	Average Power (dBm)
Low	2404	12.18
Middle	2440	12.21
High	2476	12.20

ANT 3

Tested By:	26118
Date:	7/14/2022

Channel	Frequency (MHz)	Average Power (dBm)
Low	2404	12.19
Middle	2440	12.24
High	2476	12.17

9.5.2. HIGH POWER HDR TXBF (HDR4)

Tested By:	26118
Date:	7/14/2022

Channel	Frequency (MHz)	Average Power ANT 4 (dBm)	Average Power ANT 3 (dBm)	Total Power (dBm)
Low	2404	12.16	12.19	15.19
Middle	2440	12.21	12.23	15.23
High	2476	12.18	12.20	15.20

UL LLC.
47173 Benicia Street, Fremont, CA 94538; USA. TEL:(510) 319-4000 FAX:(510) 661-0888
This report shall not be reproduced except in full, without the written approval of UL LLC.

9.5.3. HIGH POWER HDR (HDR8)

ANT 4

Tested By:	26118
Date:	7/14/2022

Channel	Frequency (MHz)	Average Power (dBm)
Low	2404	13.17
Middle	2440	13.22
High	2476	13.15

ANT 3

Tested By:	26118
Date:	7/14/2022

Channel	Frequency (MHz)	Average Power (dBm)
Low	2404	13.18
Middle	2440	13.21
High	2476	13.20

9.5.4. HIGH POWER HDR TXBF (HDR8)

Tested By:	26118
Date:	7/14/2022

Channel	Frequency (MHz)	Average Power ANT 4 (dBm)	Average Power ANT 3 (dBm)	Total Power (dBm)
Low	2404	13.20	13.18	16.20
Middle	2440	13.18	13.22	16.21
High	2476	13.19	13.21	16.21

UL LLC.
47173 Benicia Street, Fremont, CA 94538; USA. TEL:(510) 319-4000 FAX:(510) 661-0888
This report shall not be reproduced except in full, without the written approval of UL LLC.

9.5.5. LOW POWER HDR (HDR4)

ANT 4

Tested By:	26118
Date:	7/14/2022

Channel	Frequency (MHz)	Average Power (dBm)
Low	2404	7.16
Middle	2440	7.20
High	2476	7.18

ANT 3

Tested By:	26118
Date:	7/14/2022

Channel	Frequency (MHz)	Average Power (dBm)
Low	2404	7.15
Middle	2440	7.21
High	2476	7.20

9.5.6. LOW POWER HDR TXBF (HDR4)

Tested By:	26118
Date:	7/14/2022

Channel	Frequency (MHz)	Average Power ANT 4 (dBm)	Average Power ANT 3 (dBm)	Total Power (dBm)
Low	2404	7.20	7.17	10.20
Middle	2440	7.25	7.23	10.25
High	2476	7.18	7.20	10.20

UL LLC.
47173 Benicia Street, Fremont, CA 94538; USA. TEL:(510) 319-4000 FAX:(510) 661-0888
This report shall not be reproduced except in full, without the written approval of UL LLC.

9.5.7. LOW POWER HDR (HDR8)

ANT 4

Tested By:	26118
Date:	7/14/2022

Channel	Frequency (MHz)	Average Power (dBm)
Low	2404	7.16
Middle	2440	7.20
High	2476	7.14

ANT 3

Tested By:	26118
Date:	7/14/2022

Channel	Frequency (MHz)	Average Power (dBm)
Low	2404	7.18
Middle	2440	7.23
High	2476	7.16

9.5.8. LOW POWER HDR TXBF (HDR8)

Tested By:	26118
Date:	7/14/2022

Channel	Frequency (MHz)	Average Power ANT 4 (dBm)	Average Power ANT 3 (dBm)	Total Power (dBm)
Low	2404	7.13	7.15	10.15
Middle	2440	7.20	7.17	10.20
High	2476	7.16	7.20	10.19

UL LLC.
47173 Benicia Street, Fremont, CA 94538; USA. TEL:(510) 319-4000 FAX:(510) 661-0888
This report shall not be reproduced except in full, without the written approval of UL LLC.

9.6. POWER SPECTRAL DENSITY

LIMITS

FCC §15.247 (e)

RSS-247 (5.2) (b)

The power spectral density conducted from the transmitter to the antenna shall not be greater than 8 dBm in any 3 kHz band during any time interval of continuous transmission.

RESULTS

Only High-Power modes result is reported, it covers all Low Power modes

UL LLC.
47173 Benicia Street, Fremont, CA 94538; USA. TEL:(510) 319-4000 FAX:(510) 661-0888
This report shall not be reproduced except in full, without the written approval of UL LLC.

9.6.1. HIGH POWER HDR (HDR4)

ANT 4

Channel	Frequency (MHz)	PSD (dBm/3kHz)	Limit (dBm/3kHz)	Margin (dB)
Low	2404	-3.388	8.000	-11.388
Middle	2440	-3.499	8.000	-11.499
High	2476	-3.626	8.000	-11.626

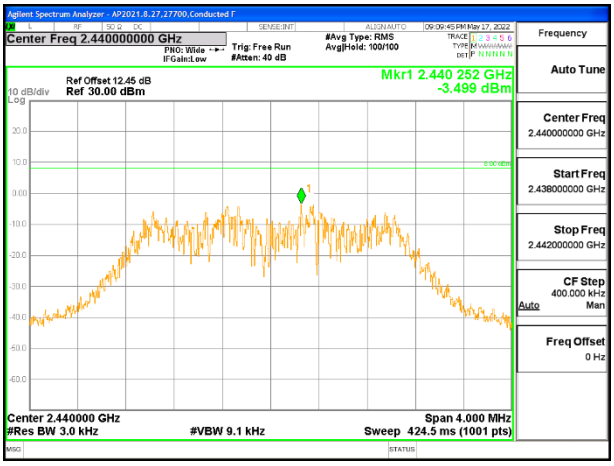

MID CHANNEL

ANT 3

Channel	Frequency (MHz)	PSD (dBm/3kHz)	Limit (dBm/3kHz)	Margin (dB)
Low	2404	-4.002	8.000	-12.002
Middle	2440	-4.086	8.000	-12.086
High	2476	-3.576	8.000	-11.576

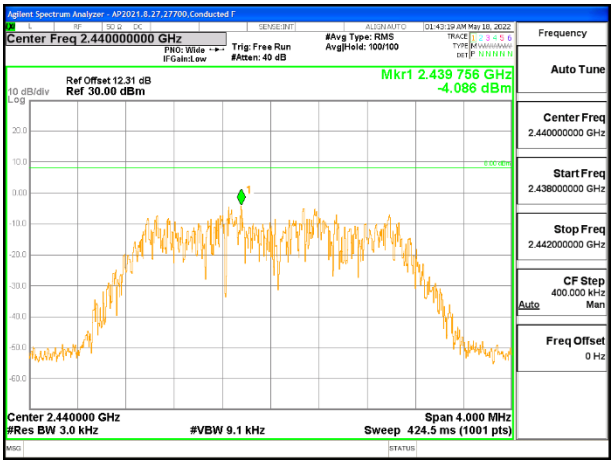

MID CHANNEL

UL LLC.
47173 Benicia Street, Fremont, CA 94538; USA. TEL:(510) 319-4000 FAX:(510) 661-0888
This report shall not be reproduced except in full, without the written approval of UL LLC.

9.6.2. HIGH POWER HDR TXBF (HDR4)

PSD Results

Channel	Frequency (MHz)	PSD Meas ANT 4 (dBm/3kHz)	PSD Meas ANT 3 (dBm/3kHz)	Total Corr'd PSD (dBm/3kHz)	Limit (dBm/3kHz)	Margin (dB)
Low	2404	-4.086	-4.187	-1.126	8.000	-9.126
Mid	2440	-4.136	-3.612	-0.856	8.000	-8.856
High	2476	-4.094	-3.884	-0.977	8.000	-8.977

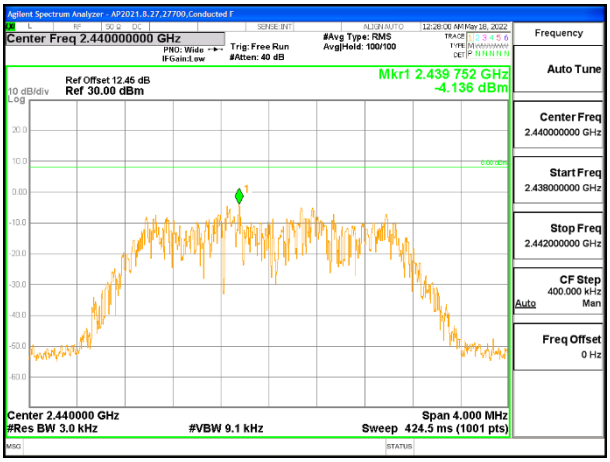

MID CHANNEL ANT 4

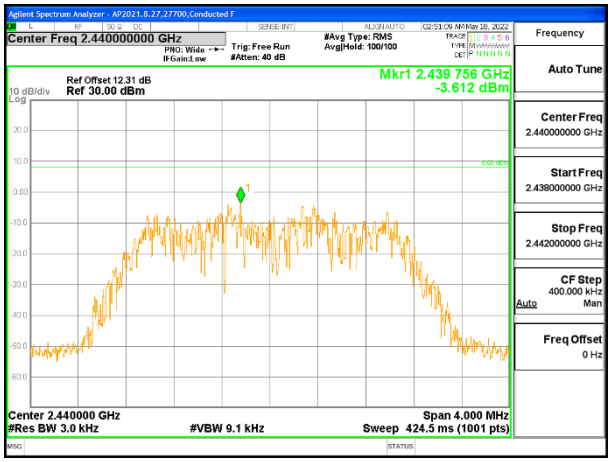

MID CHANNEL ANT 3

UL LLC.
47173 Benicia Street, Fremont, CA 94538; USA. TEL:(510) 319-4000 FAX:(510) 661-0888
This report shall not be reproduced except in full, without the written approval of UL LLC.

9.6.3. HIGH POWER HDR (HDR8)

ANT 4

Channel	Frequency (MHz)	PSD (dBm/3kHz)	Limit (dBm/3kHz)	Margin (dB)
Low	2404	-5.642	8.000	-13.642
Middle	2440	-5.562	8.000	-13.562
High	2476	-5.041	8.000	-13.041

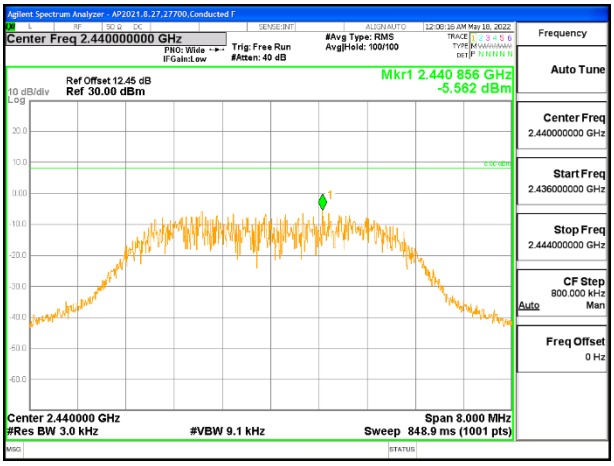

MID CHANNEL

ANT 3

Channel	Frequency (MHz)	PSD (dBm/3kHz)	Limit (dBm/3kHz)	Margin (dB)
Low	2404	-5.920	8.000	-13.920
Middle	2440	-5.313	8.000	-13.313
High	2476	-5.625	8.000	-13.625

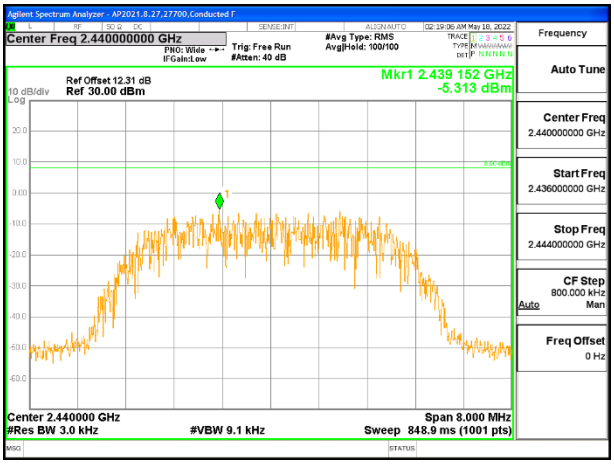

MID CHANNEL

UL LLC.
47173 Benicia Street, Fremont, CA 94538; USA. TEL:(510) 319-4000 FAX:(510) 661-0888
This report shall not be reproduced except in full, without the written approval of UL LLC.

9.6.4. HIGH POWER HDR TXBF (HDR8)

PSD Results

Channel	Frequency (MHz)	PSD Meas ANT 4 (dBm/3kHz)	PSD Meas ANT 3 (dBm/3kHz)	Total Corr'd PSD (dBm/3kHz)	Limit (dBm/3kHz)	Margin (dB)
Low	2404	-5.396	-5.576	-2.475	8.000	-10.475
Mid	2440	-5.328	-5.588	-2.446	8.000	-10.446
High	2476	-5.596	-5.410	-2.492	8.000	-10.492

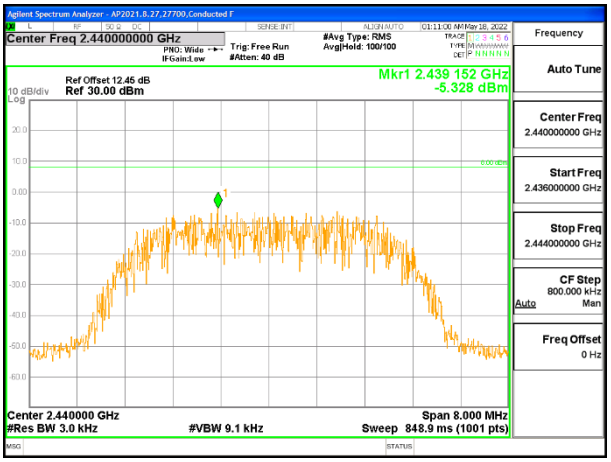

MID CHANNEL ANT 4

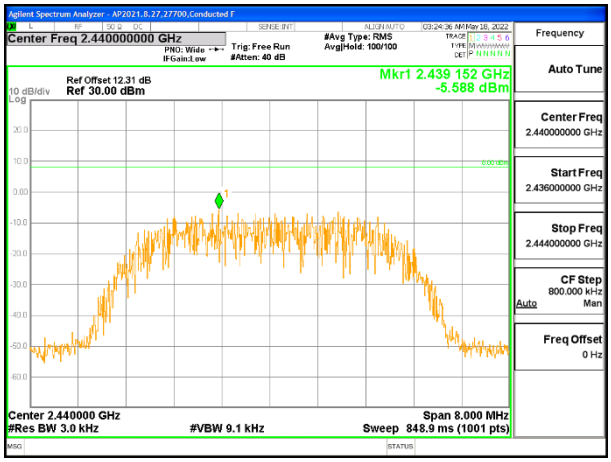

MID CHANNEL ANT 3

UL LLC.
47173 Benicia Street, Fremont, CA 94538; USA. TEL:(510) 319-4000 FAX:(510) 661-0888
This report shall not be reproduced except in full, without the written approval of UL LLC.

9.7. CONDUCTED SPURIOUS EMISSIONS

LIMITS

FCC §15.247 (d)

RSS-247 5.5

Output power was measured based on the use of a peak measurement, therefore the required attenuation is 20 dB.

RESULTS

UL LLC.
47173 Benicia Street, Fremont, CA 94538; USA. TEL:(510) 319-4000 FAX:(510) 661-0888
This report shall not be reproduced except in full, without the written approval of UL LLC.

9.7.1. HIGH POWER HDR (HDR4)

ANT 4

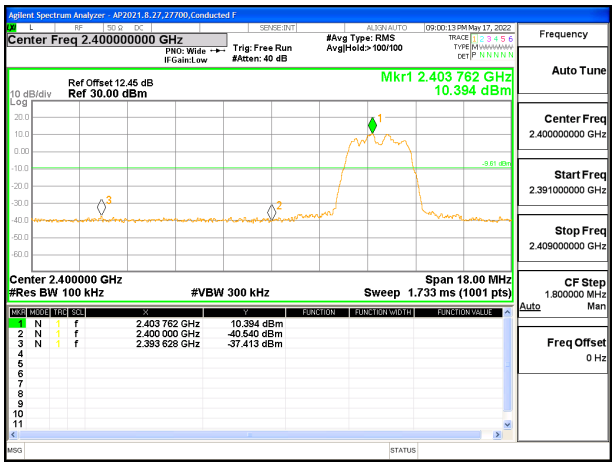

LOW CHANNEL BANDEDGE

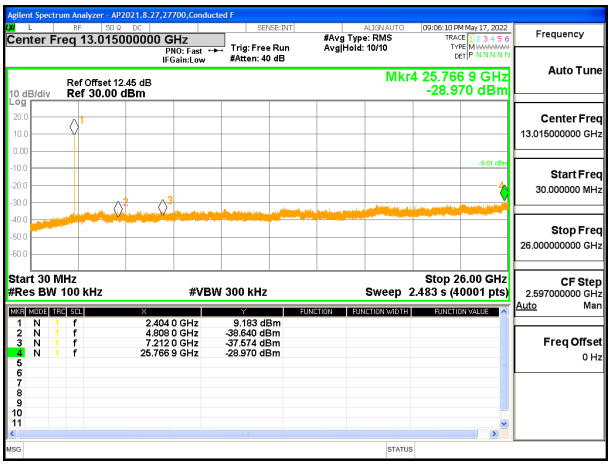

LOW CHANNEL OUT-OF-BAND

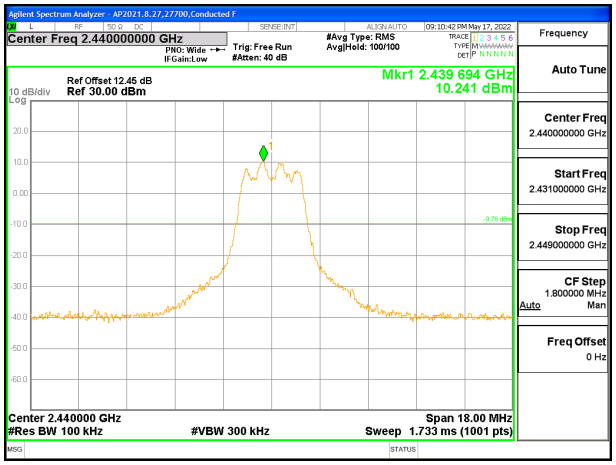

MID CHANNEL REFERENCE

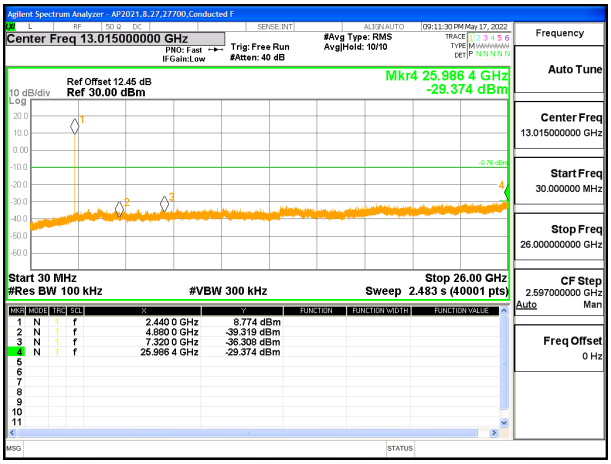

MID CHANNEL OUT-OF-BAND

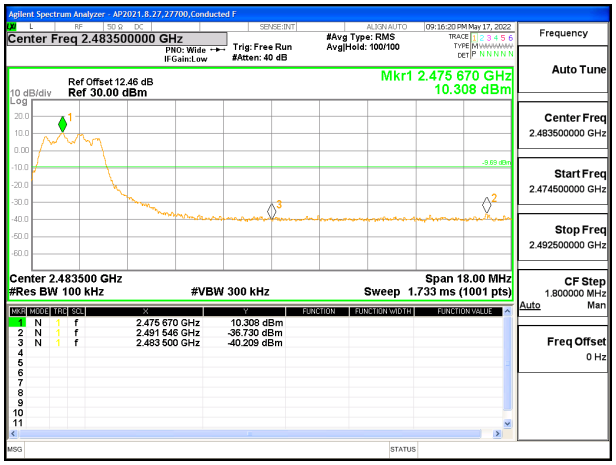

HIGH CHANNEL BANDEDGE

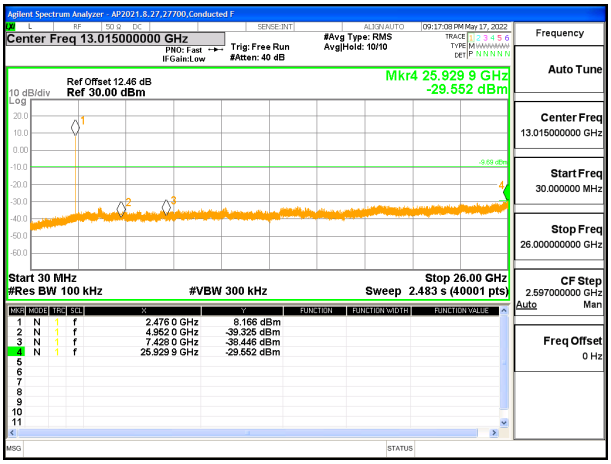

HIGH CHANNEL OUT-OF-BAND

UL LLC.
47173 Benicia Street, Fremont, CA 94538; USA. TEL:(510) 319-4000 FAX:(510) 661-0888
This report shall not be reproduced except in full, without the written approval of UL LLC.

ANT 3

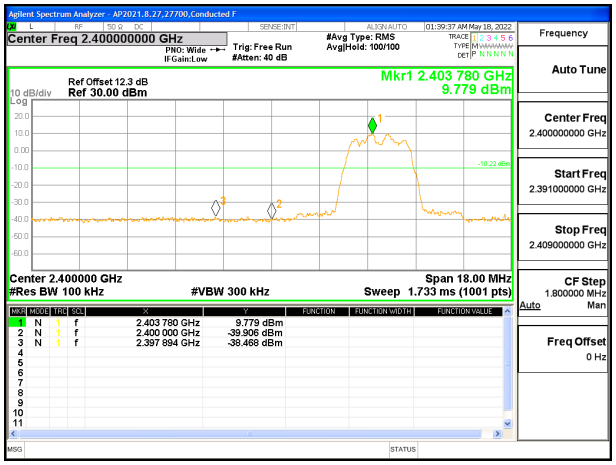

LOW CHANNEL BANDEDGE

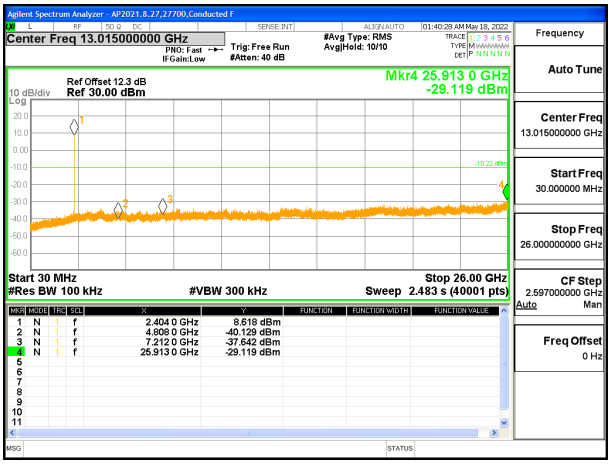

LOW CHANNEL OUT-OF-BAND

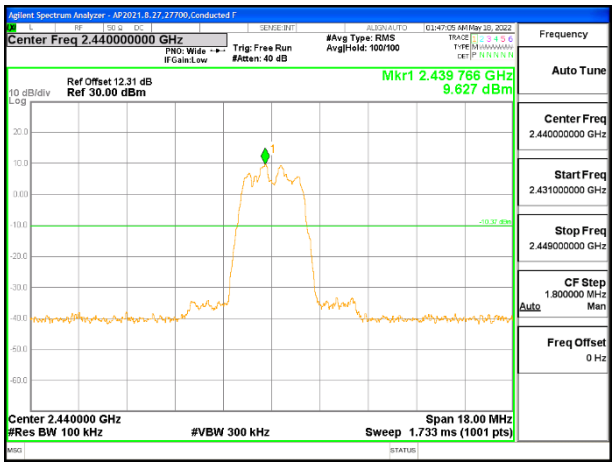

MID CHANNEL REFERENCE

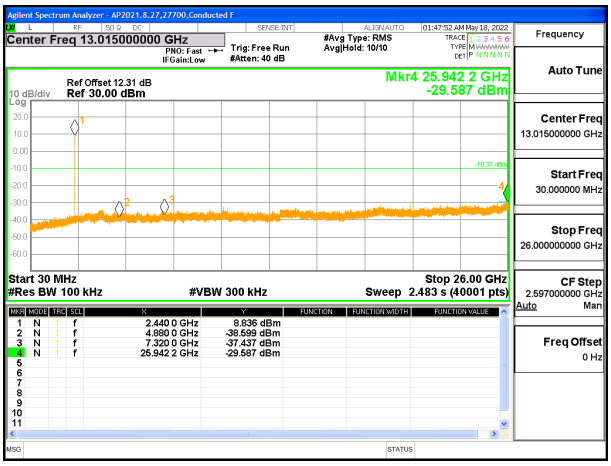

MID CHANNEL OUT-OF-BAND

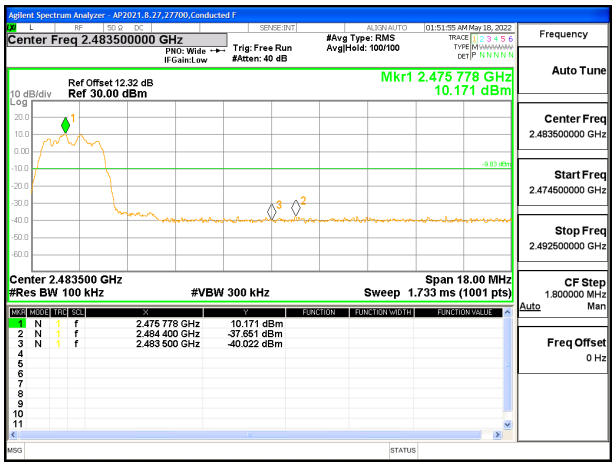

HIGH CHANNEL BANDEDGE

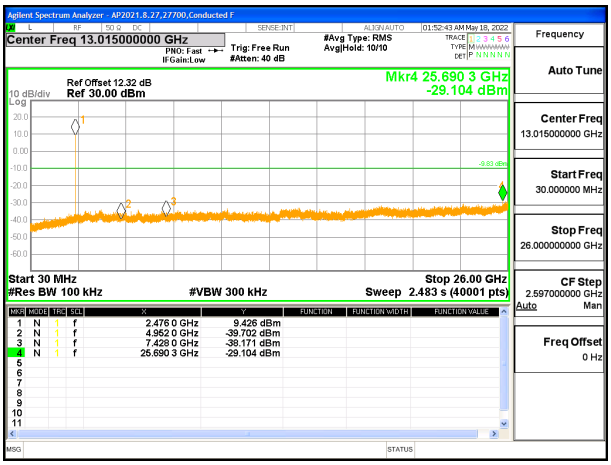

HIGH CHANNEL OUT-OF-BAND

UL LLC.
47173 Benicia Street, Fremont, CA 94538; USA. TEL:(510) 319-4000 FAX:(510) 661-0888
This report shall not be reproduced except in full, without the written approval of UL LLC.

9.7.2. HIGH POWER HDR TXBF (HDR4)

ANT 4

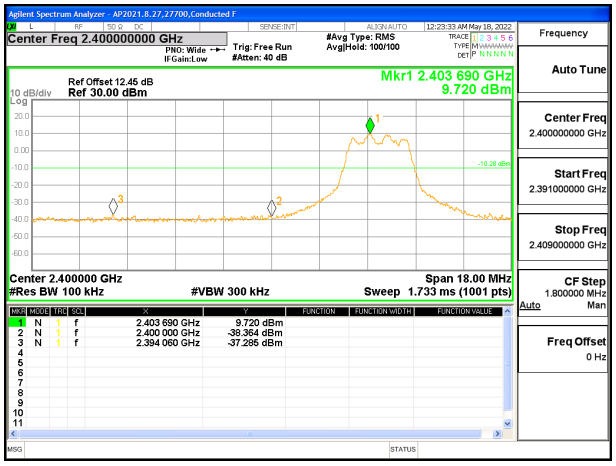

LOW CHANNEL BANDEDGE

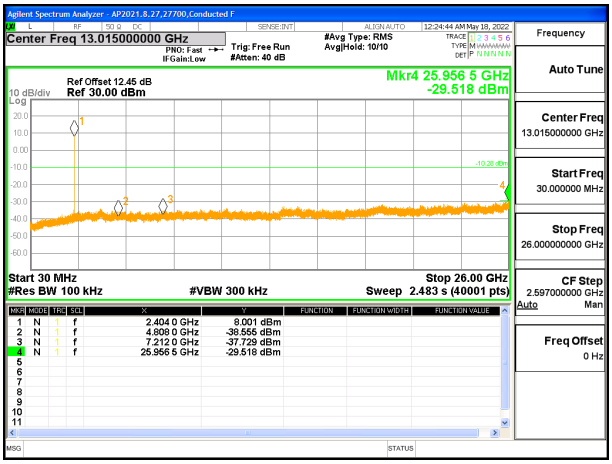

LOW CHANNEL OUT-OF-BAND

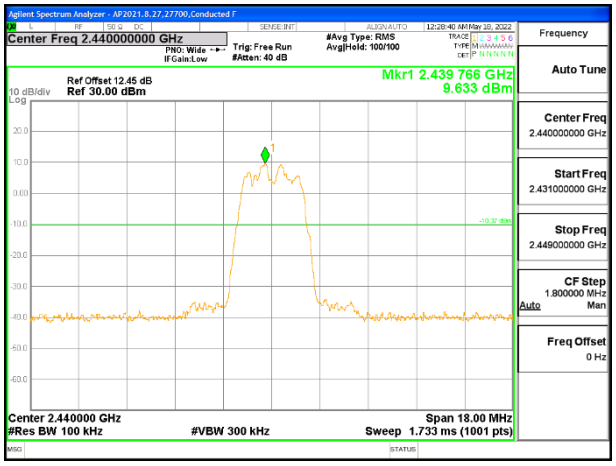

MID CHANNEL REFERENCE

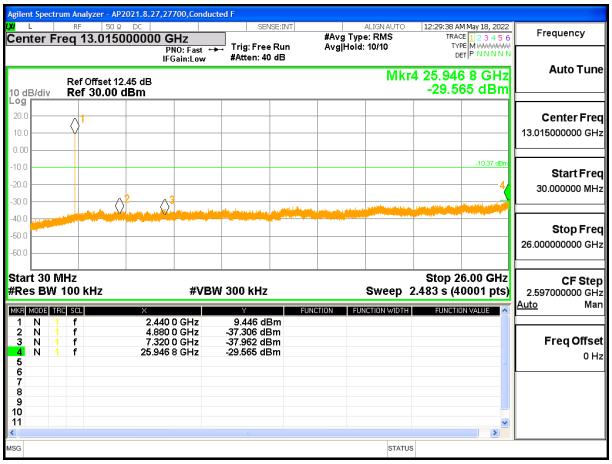

MID CHANNEL OUT-OF-BAND

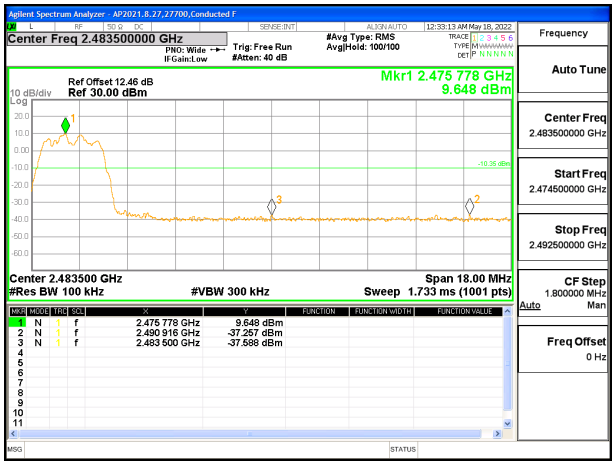

HIGH CHANNEL BANDEDGE

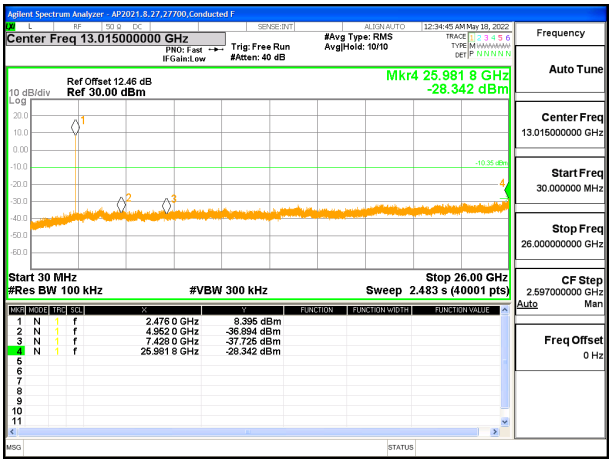

HIGH CHANNEL OUT-OF-BAND

UL LLC.
47173 Benicia Street, Fremont, CA 94538; USA. TEL:(510) 319-4000 FAX:(510) 661-0888

This report shall not be reproduced except in full, without the written approval of UL LLC.

ANT 3

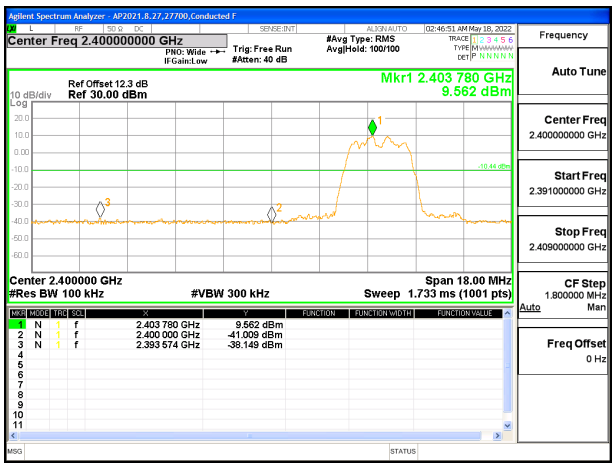

LOW CHANNEL BANDEDGE

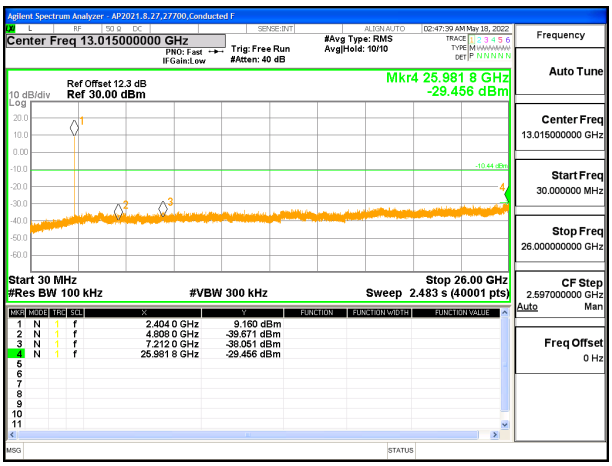

LOW CHANNEL OUT-OF-BAND

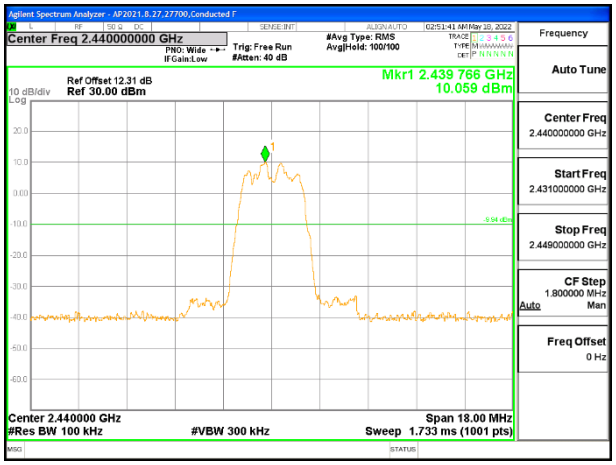

MID CHANNEL REFERENCE

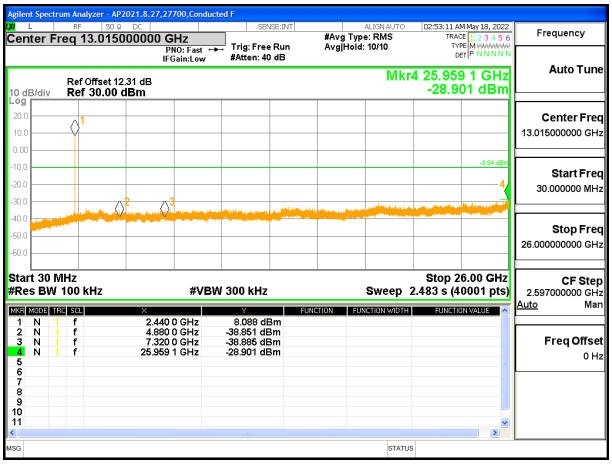

MID CHANNEL OUT-OF-BAND

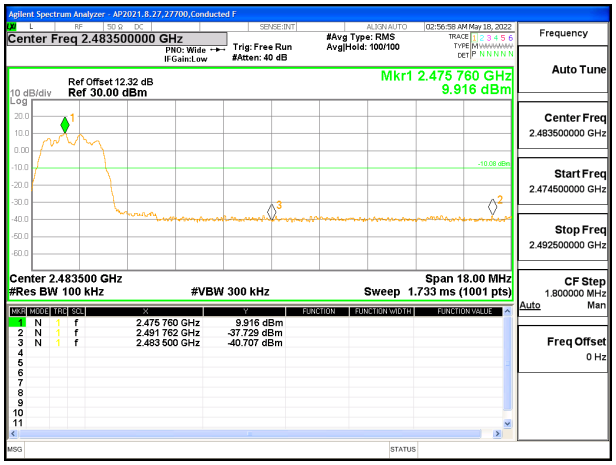

HIGH CHANNEL BANDEDGE

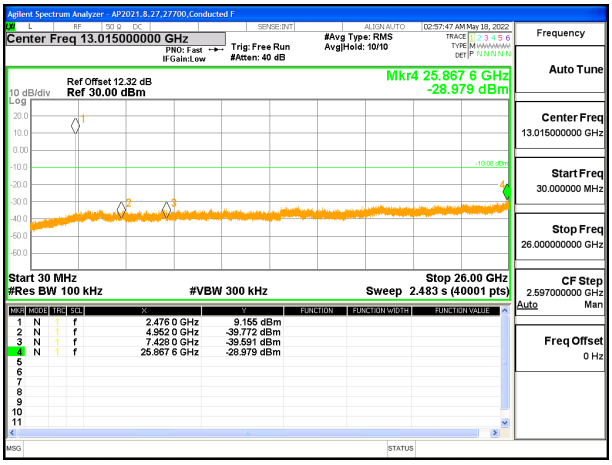

HIGH CHANNEL OUT-OF-BAND

UL LLC.
47173 Benicia Street, Fremont, CA 94538; USA. TEL:(510) 319-4000 FAX:(510) 661-0888
This report shall not be reproduced except in full, without the written approval of UL LLC.

9.7.3. HIGH POWER HDR (HDR8)

ANT 4

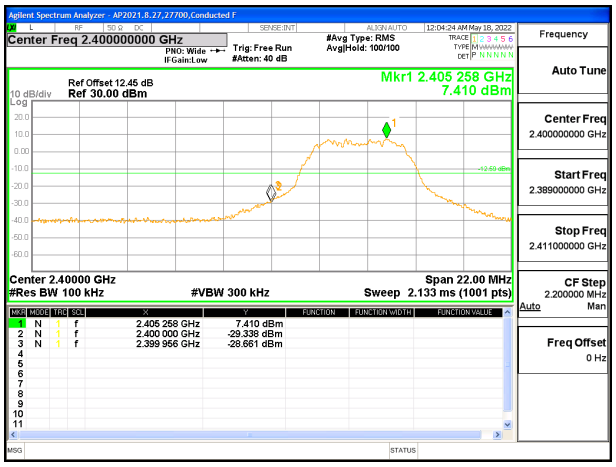

LOW CHANNEL BANDEDGE

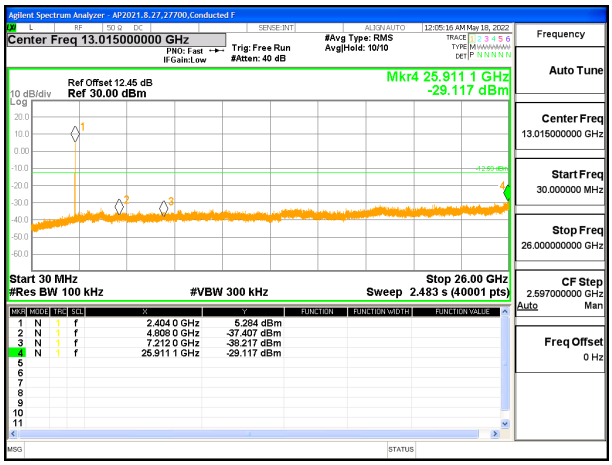

LOW CHANNEL OUT-OF-BAND

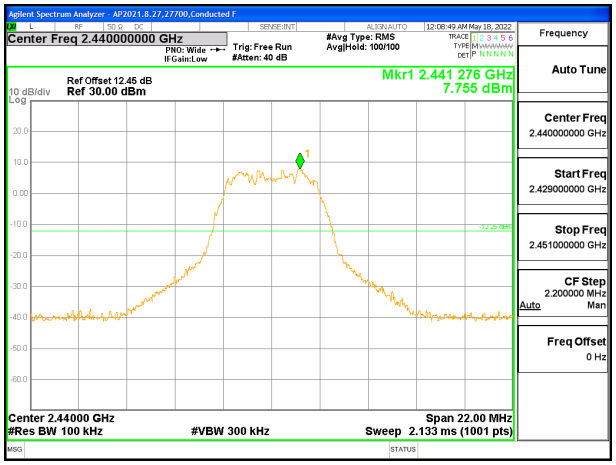

MID CHANNEL REFERENCE

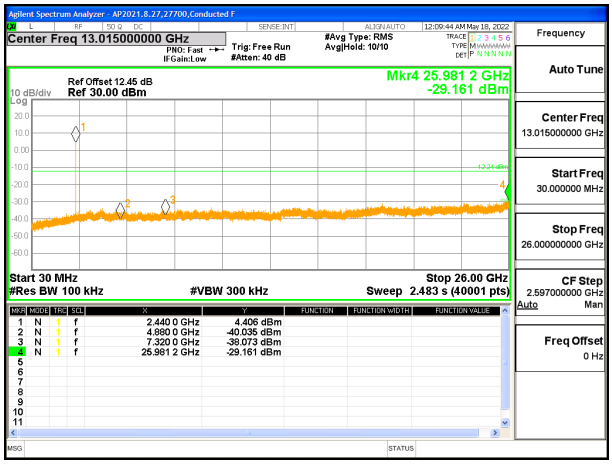

MID CHANNEL OUT-OF-BAND

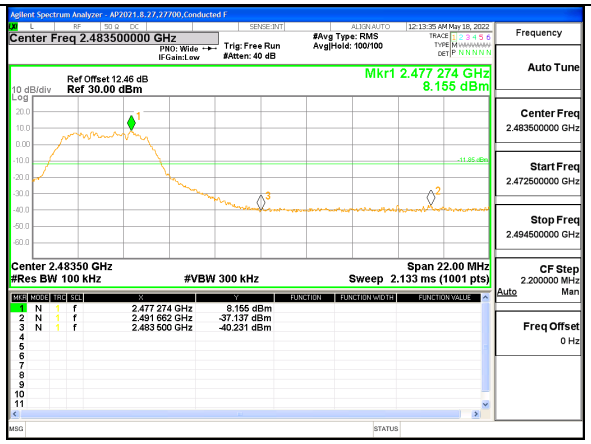

HIGH CHANNEL BANDEDGE

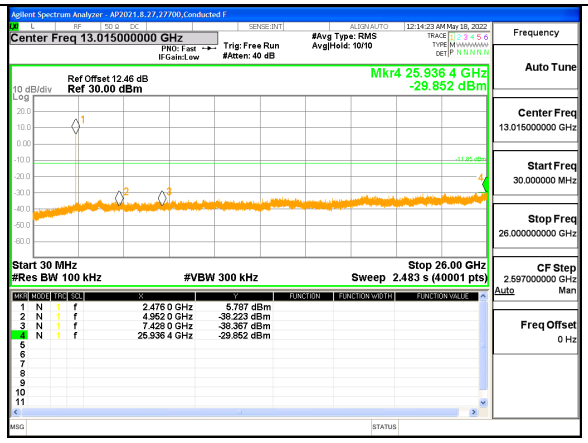

HIGH CHANNEL OUT-OF-BAND

UL LLC.
47173 Benicia Street, Fremont, CA 94538; USA. TEL:(510) 319-4000 FAX:(510) 661-0888

This report shall not be reproduced except in full, without the written approval of UL LLC.

ANT 3

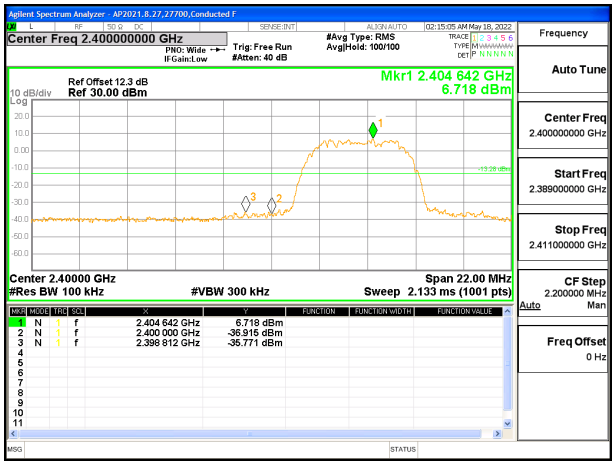

LOW CHANNEL BANDEDGE

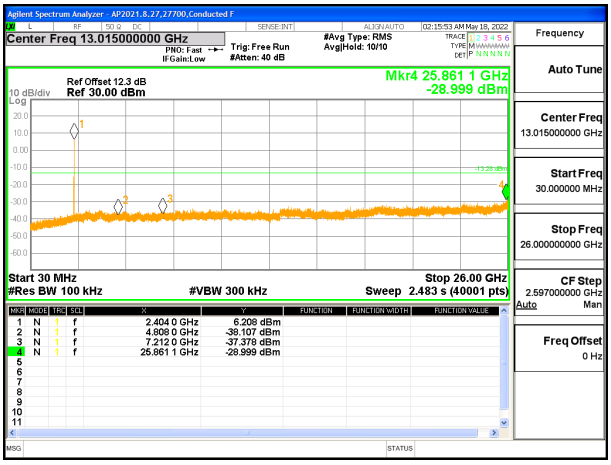

LOW CHANNEL OUT-OF-BAND

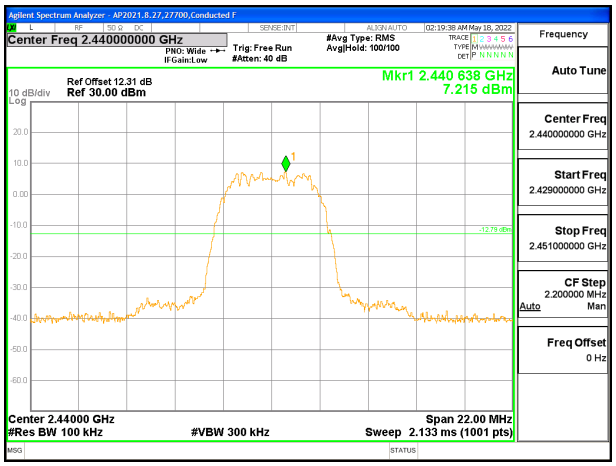

MID CHANNEL REFERENCE

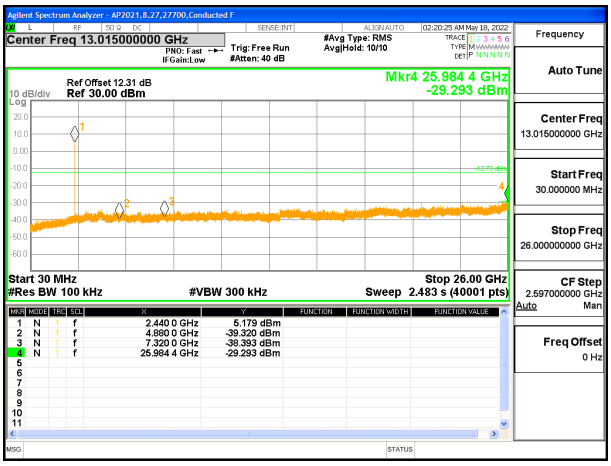

MID CHANNEL OUT-OF-BAND

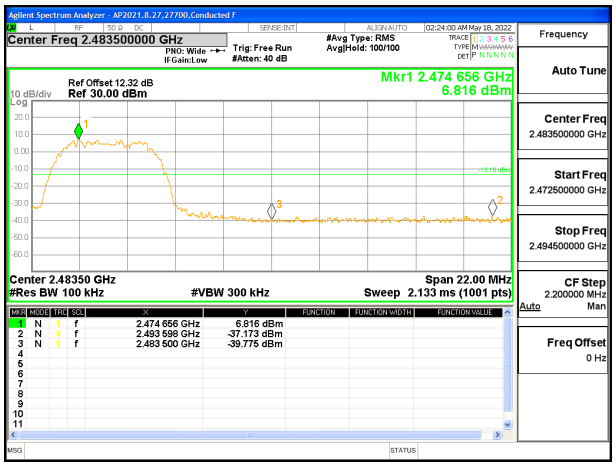

HIGH CHANNEL BANDEDGE

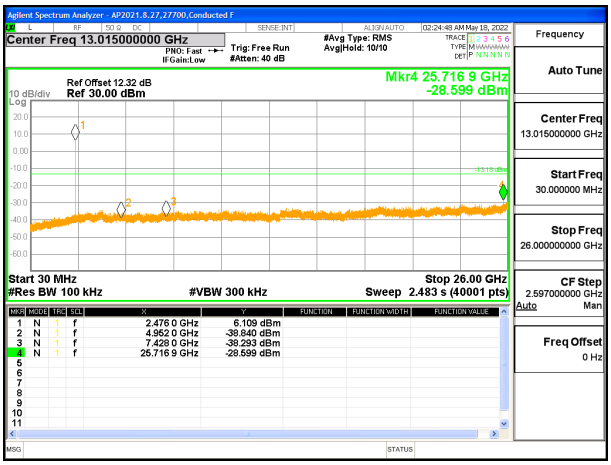

HIGH CHANNEL OUT-OF-BAND

UL LLC.
47173 Benicia Street, Fremont, CA 94538; USA. TEL:(510) 319-4000 FAX:(510) 661-0888
This report shall not be reproduced except in full, without the written approval of UL LLC.

9.7.4. HIGH POWER HDR TXBF (HDR8)

ANT 4

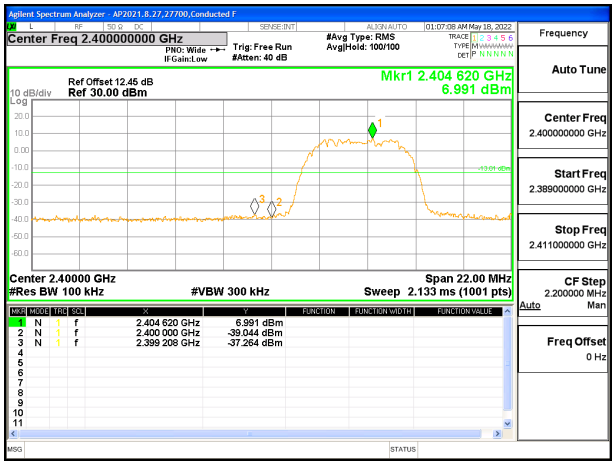

LOW CHANNEL BANDEDGE

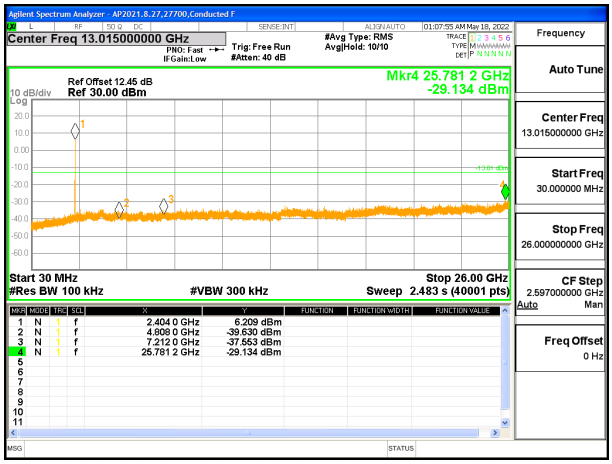

LOW CHANNEL OUT-OF-BAND

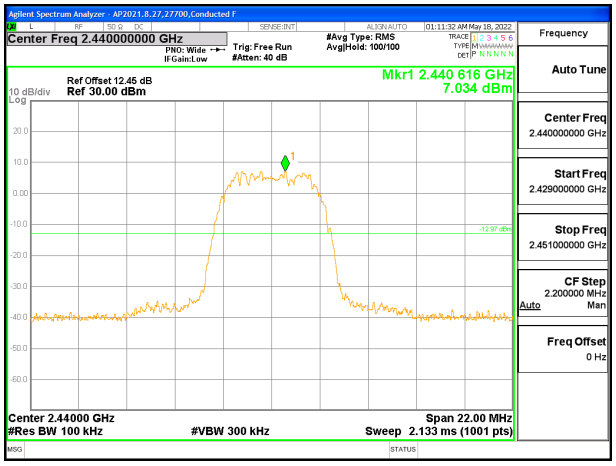

MID CHANNEL REFERENCE

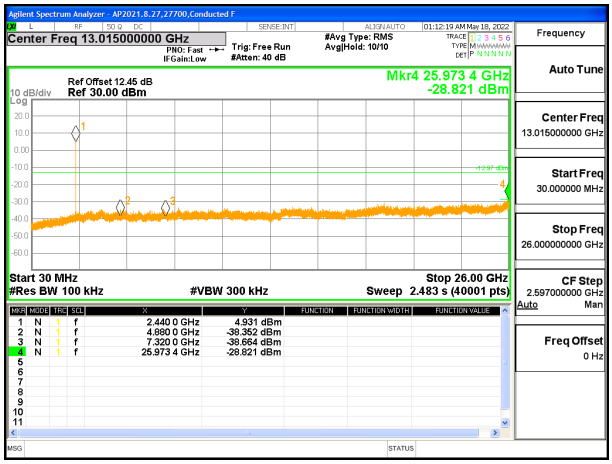

MID CHANNEL OUT-OF-BAND

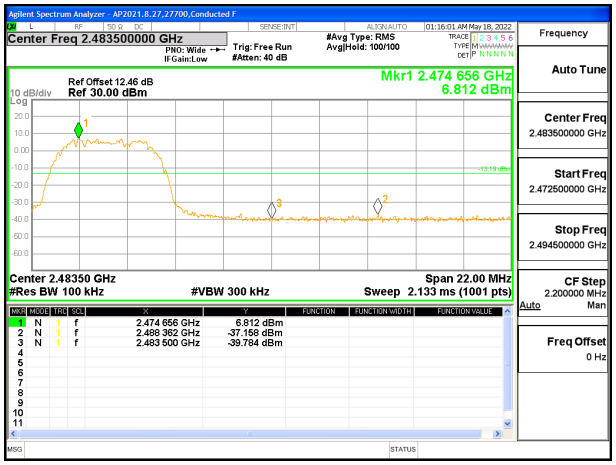

HIGH CHANNEL BANDEDGE

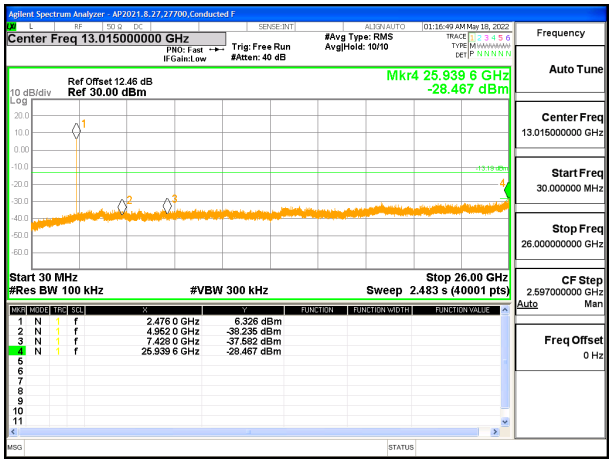

HIGH CHANNEL OUT-OF-BAND

UL LLC.
47173 Benicia Street, Fremont, CA 94538; USA. TEL:(510) 319-4000 FAX:(510) 661-0888

This report shall not be reproduced except in full, without the written approval of UL LLC.

ANT 3

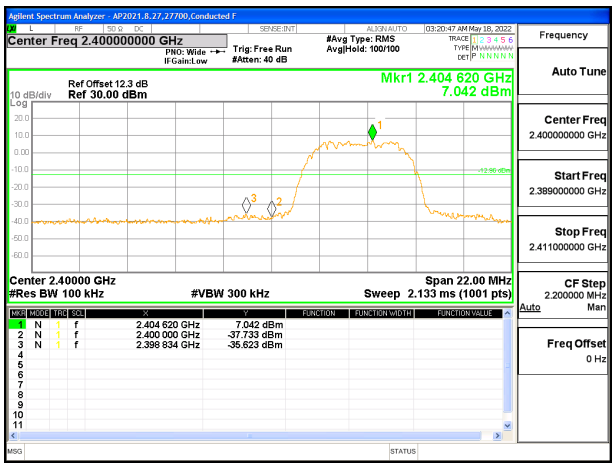

LOW CHANNEL BANDEDGE

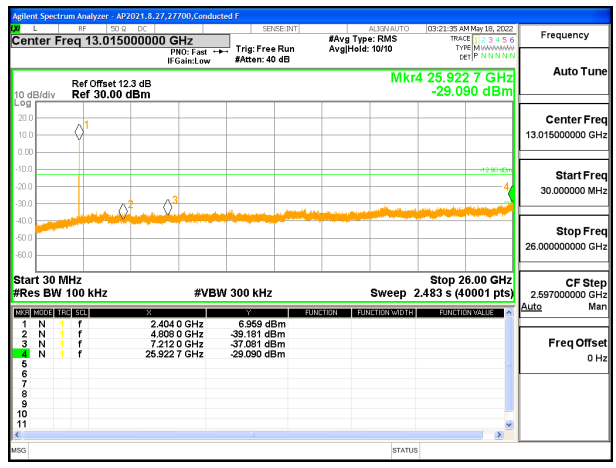

LOW CHANNEL OUT-OF-BAND

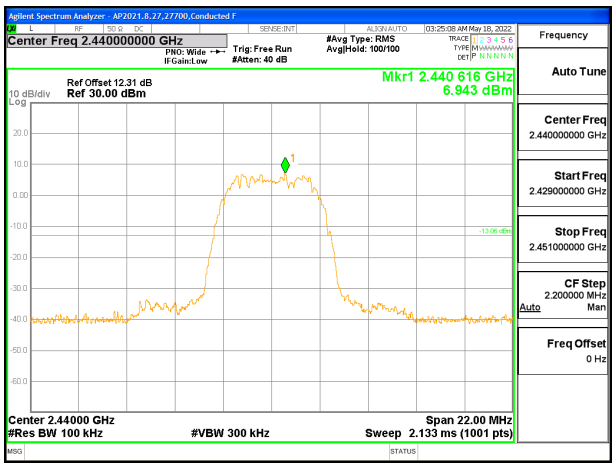

MID CHANNEL REFERENCE

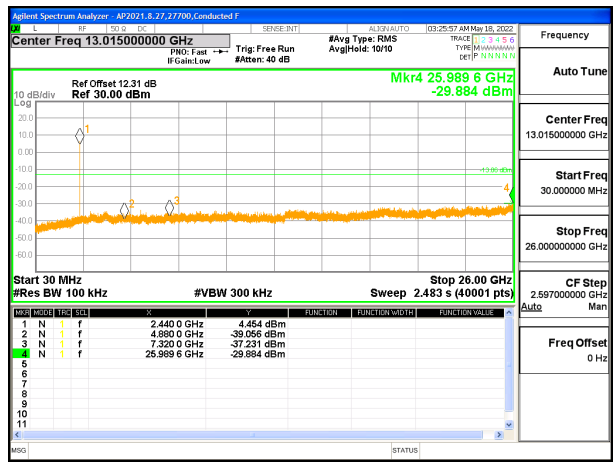

MID CHANNEL OUT-OF-BAND

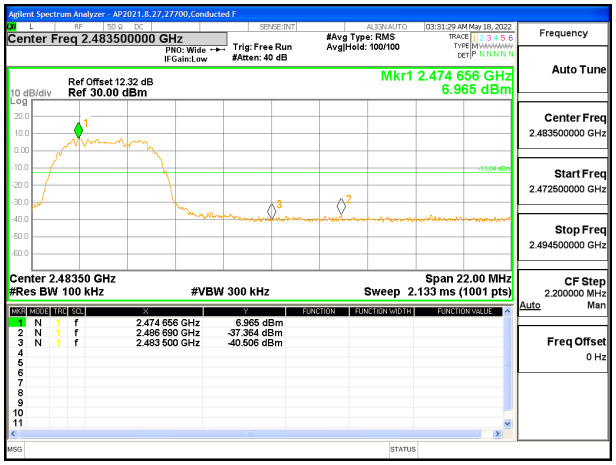

HIGH CHANNEL BANDEDGE

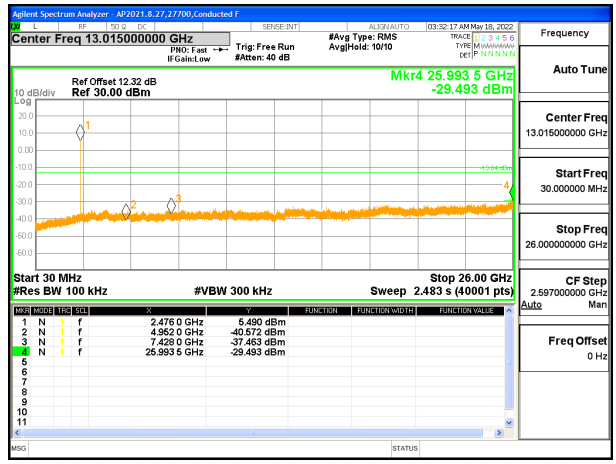

HIGH CHANNEL OUT-OF-BAND

UL LLC.
47173 Benicia Street, Fremont, CA 94538; USA. TEL:(510) 319-4000 FAX:(510) 661-0888
This report shall not be reproduced except in full, without the written approval of UL LLC.

9.7.5. LOW POWER HDR (HDR4)

ANT 4

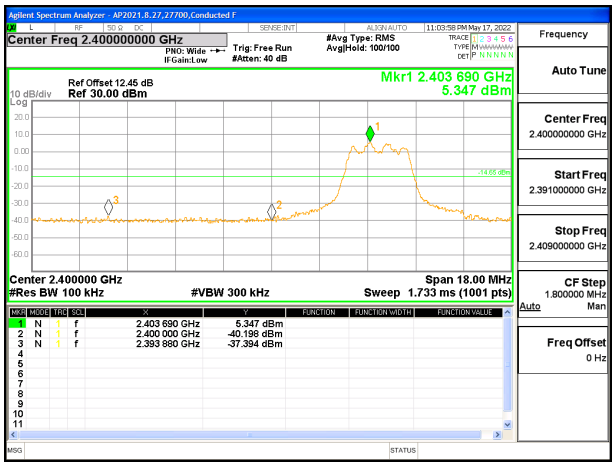

LOW CHANNEL BANDEDGE

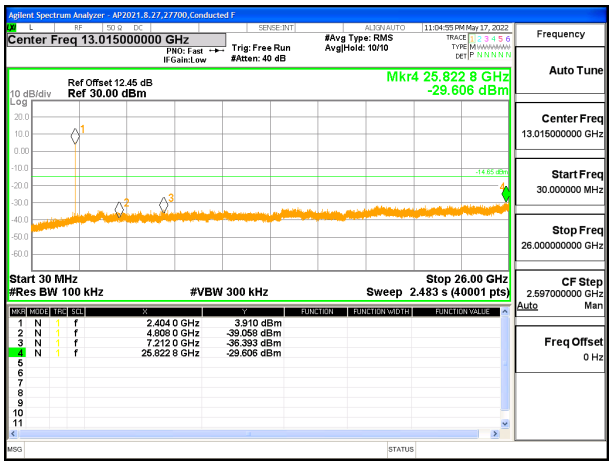

LOW CHANNEL OUT-OF-BAND

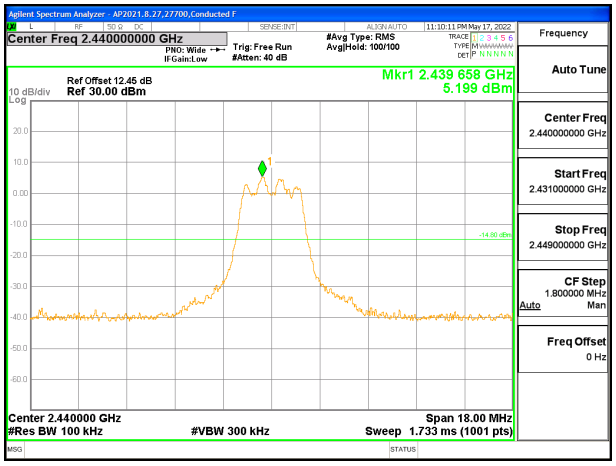

MID CHANNEL REFERENCE

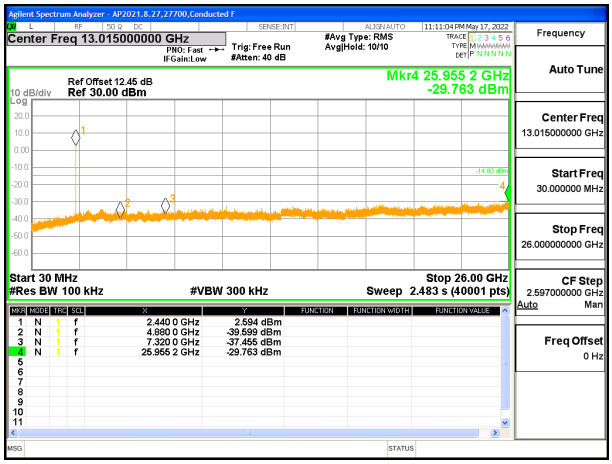

MID CHANNEL OUT-OF-BAND

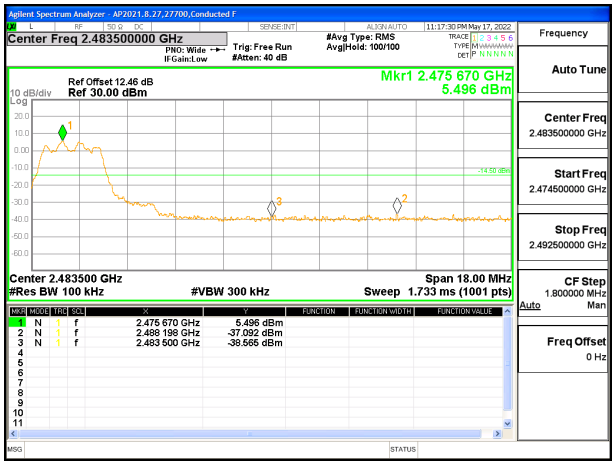

HIGH CHANNEL BANDEDGE

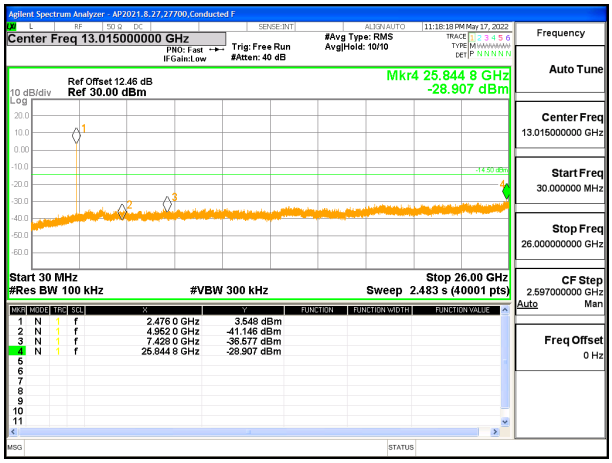

HIGH CHANNEL OUT-OF-BAND

UL LLC.
47173 Benicia Street, Fremont, CA 94538; USA. TEL:(510) 319-4000 FAX:(510) 661-0888

This report shall not be reproduced except in full, without the written approval of UL LLC.

ANT 3

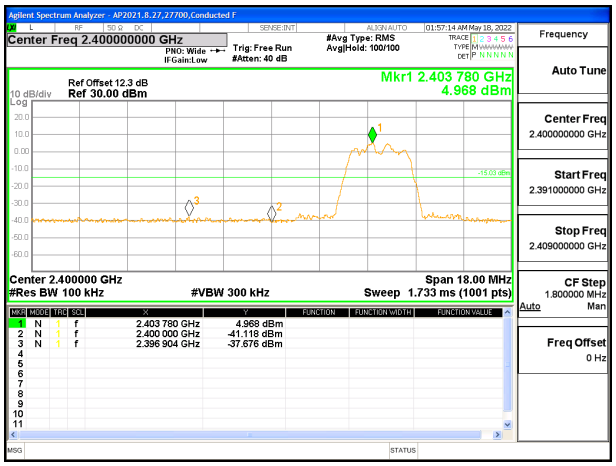

LOW CHANNEL BANDEDGE

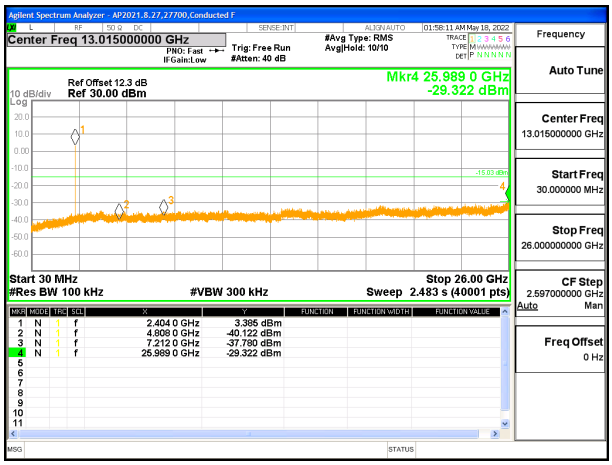

LOW CHANNEL OUT-OF-BAND

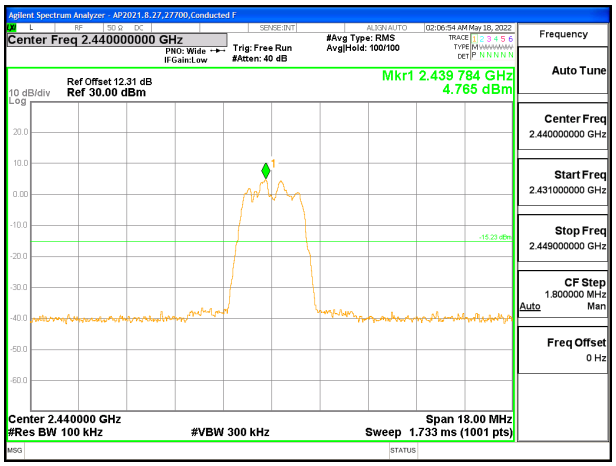

MID CHANNEL REFERENCE

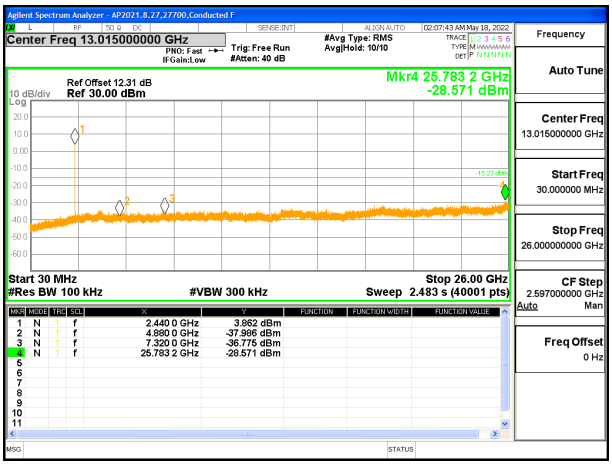

MID CHANNEL OUT-OF-BAND

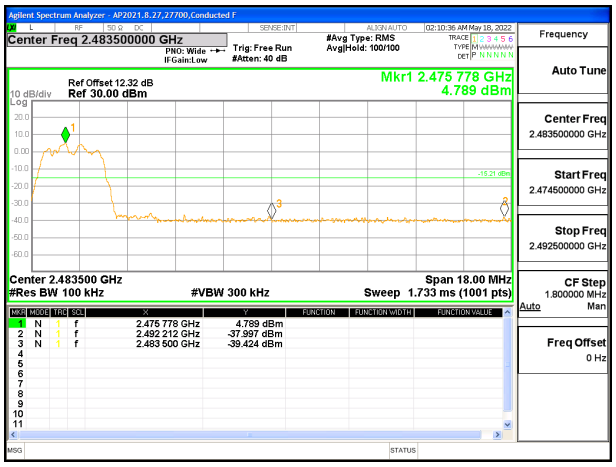

HIGH CHANNEL BANDEDGE

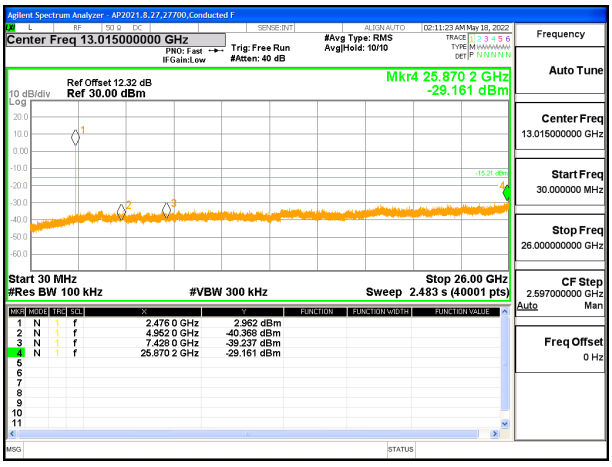

HIGH CHANNEL OUT-OF-BAND

UL LLC.
47173 Benicia Street, Fremont, CA 94538; USA. TEL:(510) 319-4000 FAX:(510) 661-0888
This report shall not be reproduced except in full, without the written approval of UL LLC.

9.7.6. LOW POWER HDR TXBF (HDR4)

ANT 4

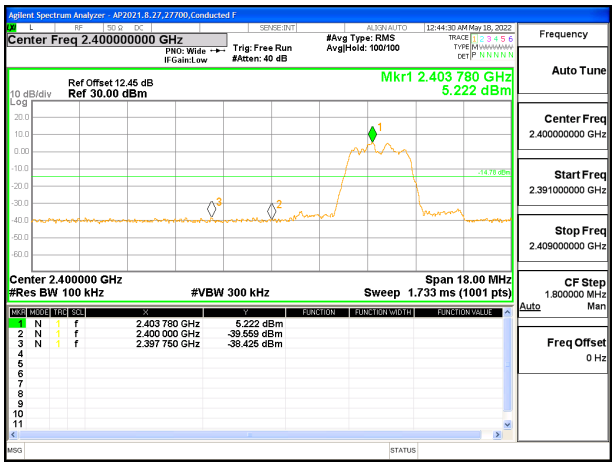

LOW CHANNEL BANDEDGE

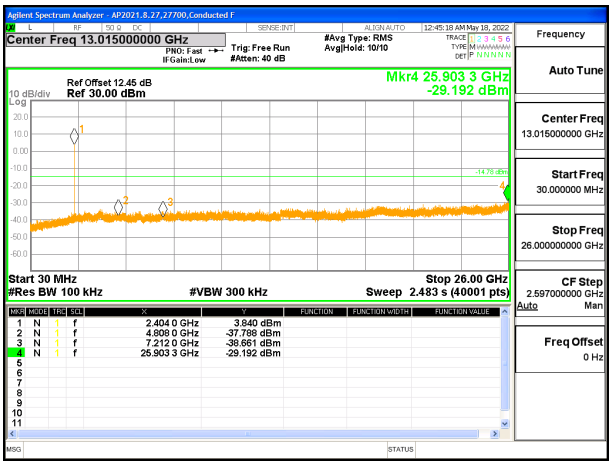

LOW CHANNEL OUT-OF-BAND

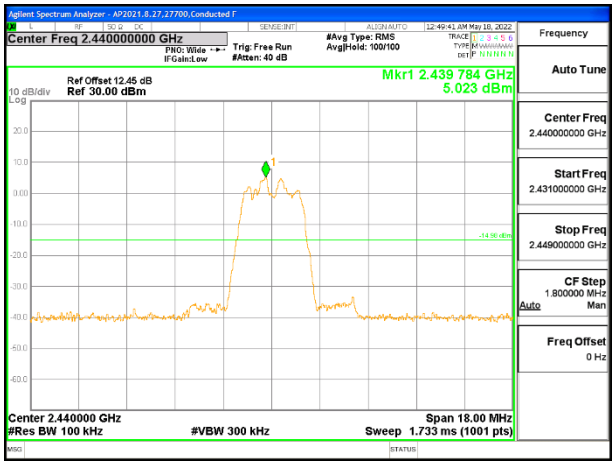

MID CHANNEL REFERENCE

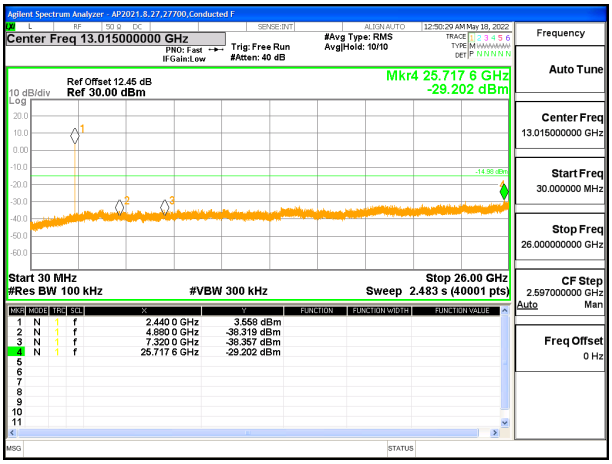

MID CHANNEL OUT-OF-BAND

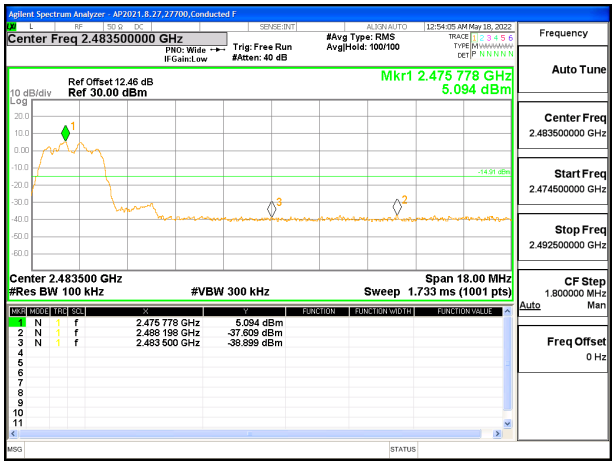

HIGH CHANNEL BANDEDGE

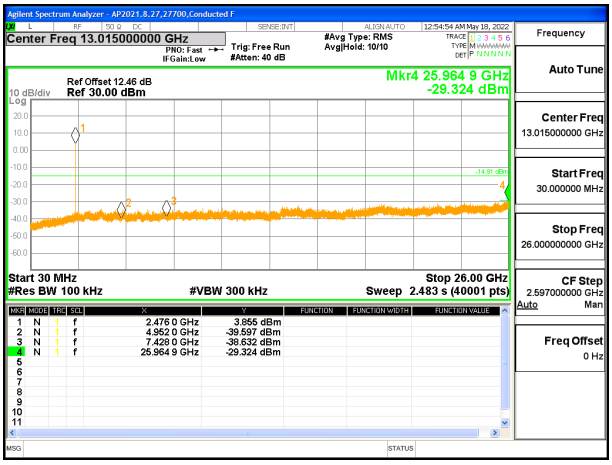

HIGH CHANNEL OUT-OF-BAND

UL LLC.
47173 Benicia Street, Fremont, CA 94538; USA. TEL:(510) 319-4000 FAX:(510) 661-0888

This report shall not be reproduced except in full, without the written approval of UL LLC.

ANT 3

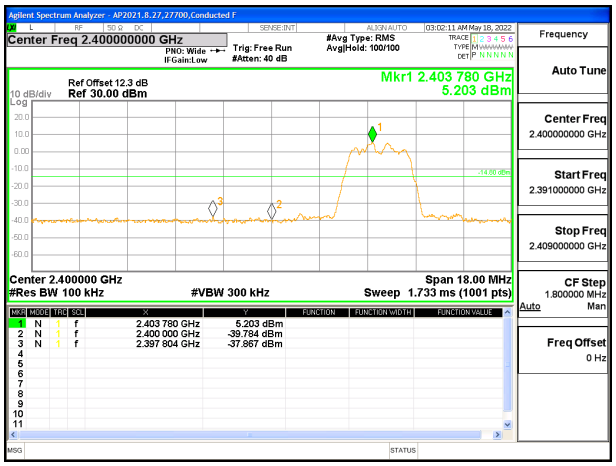

LOW CHANNEL BANDEDGE

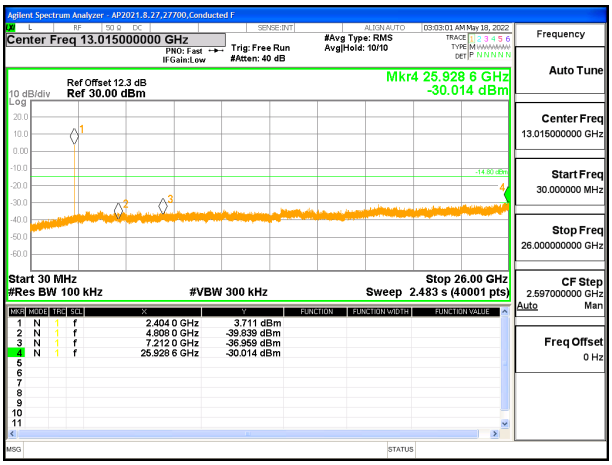

LOW CHANNEL OUT-OF-BAND

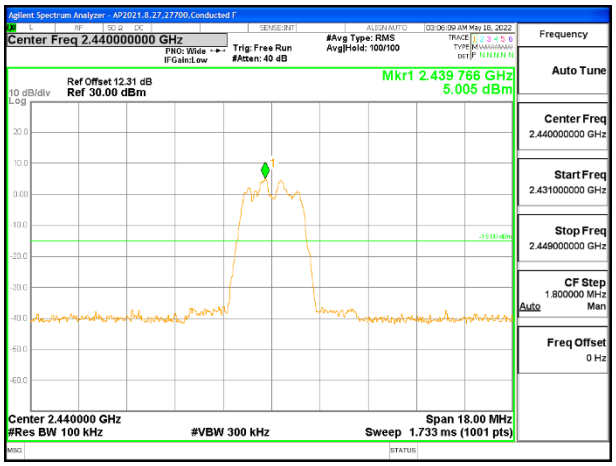

MID CHANNEL REFERENCE

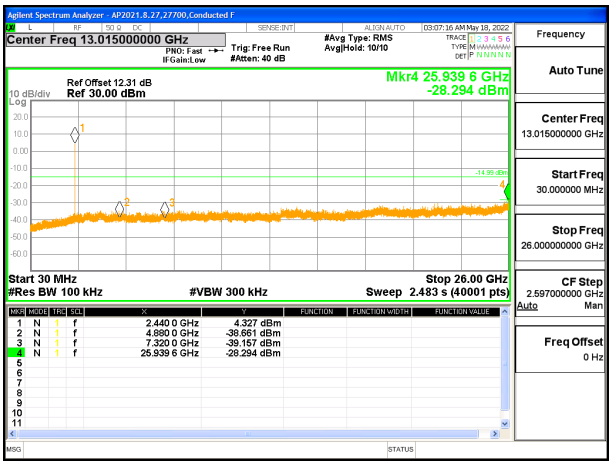

MID CHANNEL OUT-OF-BAND

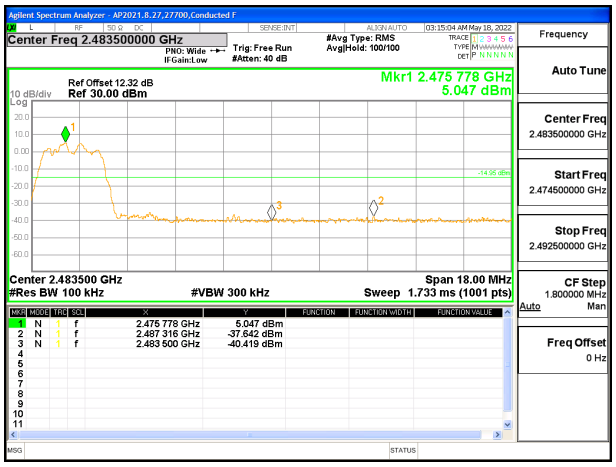

HIGH CHANNEL BANDEDGE

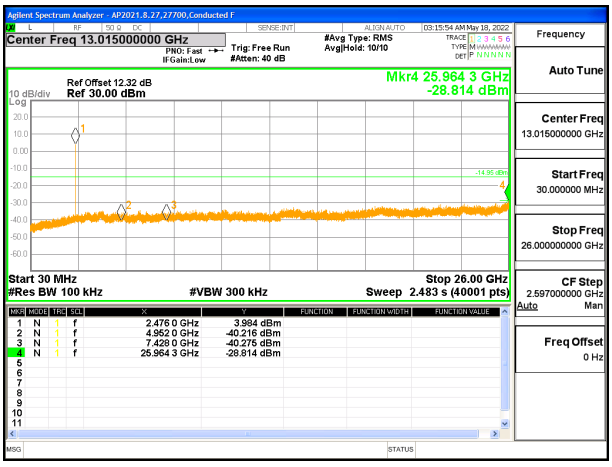

HIGH CHANNEL OUT-OF-BAND

UL LLC.
47173 Benicia Street, Fremont, CA 94538; USA. TEL:(510) 319-4000 FAX:(510) 661-0888
This report shall not be reproduced except in full, without the written approval of UL LLC.