HARMONICS AND SPURIOUS EMISSIONS

LOW CHANNEL, CH 1 RESULTS

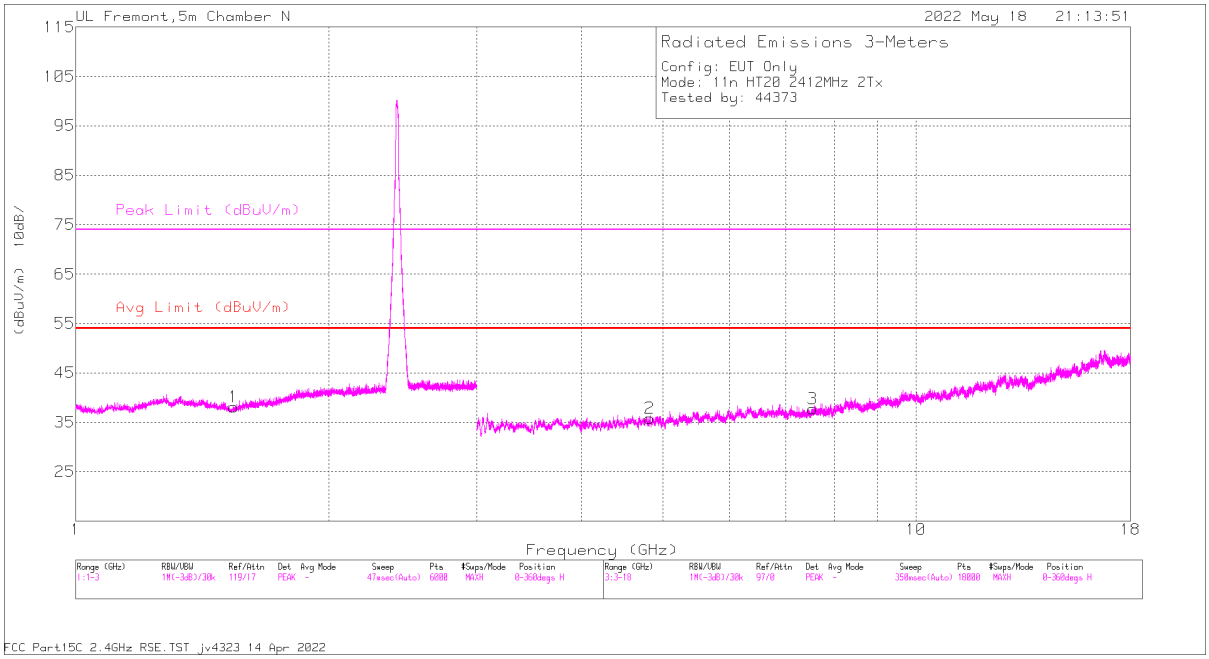

HORIZONTAL

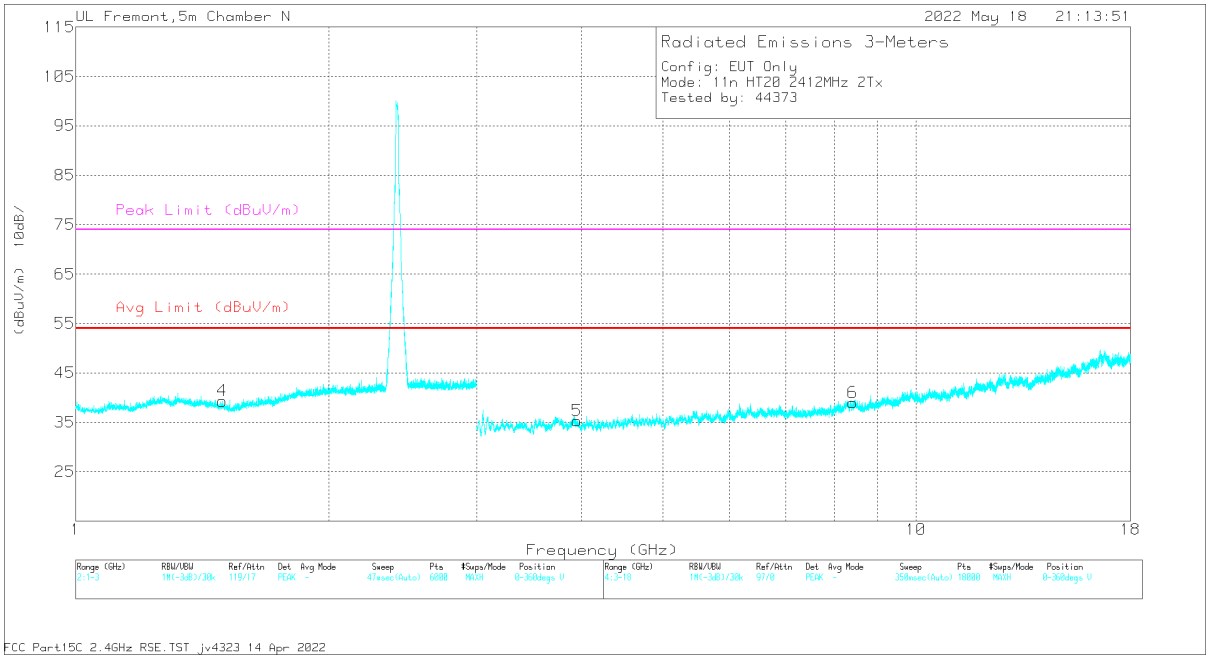

VERTICAL

UL LLC.
47173 Benicia Street, Fremont, CA 94538; USA. TEL:(510) 319-4000 FAX:(510) 661-0888
This report shall not be reproduced except in full, without the written approval of UL LLC.

RADIATED EMISSIONS

Marker	Frequency (GHz)	Meter Reading (dBuV)	Det	AF 84796 (dB/m)	Amp/Cbl/Fltr (dB)	Corrected Reading (dBuV/m)	Avg Limit (dBuV/m)	Margin (dB)	Peak Limit (dBuV/m)	PK Margin (dB)	Azimuth (Degs)	Height (cm)	Polarity
1	* 1.579357	63.51	PK2	28.2	-43.4	48.31	-	-	74	-25.69	360	100	H
	* 1.580139	51.41	MAv1	28.2	-43.4	36.21	54	-17.79	-	-	360	100	H
4	* 1.512912	64.22	PK2	27.7	-43.5	48.42	-	-	74	-25.58	360	201	V
	* 1.512489	52.53	MAv1	27.7	-43.5	36.73	54	-17.27	-	-	360	201	V
5	* 3.950826	61.66	PK2	33.4	-49.6	45.46	-	-	74	-28.54	174	146	V
	* 3.953034	49.68	MAv1	33.4	-49.4	33.68	54	-20.32	-	-	174	146	V
	* 4.824064	49.67	MAv1	34.3	-49.7	34.27	54	-19.73	-	-	337	148	H
2	* 4.826462	61.21	PK2	34.3	-49.7	45.81	-	-	74	-28.19	337	148	H
3	* 7.537706	55.61	PK2	35.9	-44.3	47.21	-	-	74	-26.79	20	226	H
	* 7.540668	44.16	MAv1	35.9	-44.3	35.76	54	-18.24	-	-	20	226	H
6	* 8.405705	54.91	PK2	35.9	-42.2	48.61	-	-	74	-25.39	129	236	V
	* 8.406779	43.78	MAv1	35.9	-42.2	37.48	54	-16.52	-	-	129	236	V

* - indicates frequency in CFR47 Pt 15 / IC RSS-Restricted Band
PK2 - KDB558074 Method: Maximum Peak
MAv1 - KDB558074 Option 1 Maximum RMS Average

UL LLC.
47173 Benicia Street, Fremont, CA 94538; USA. TEL:(510) 319-4000 FAX:(510) 661-0888
This report shall not be reproduced except in full, without the written approval of UL LLC.

MID CHANNEL, CH 6 RESULTS

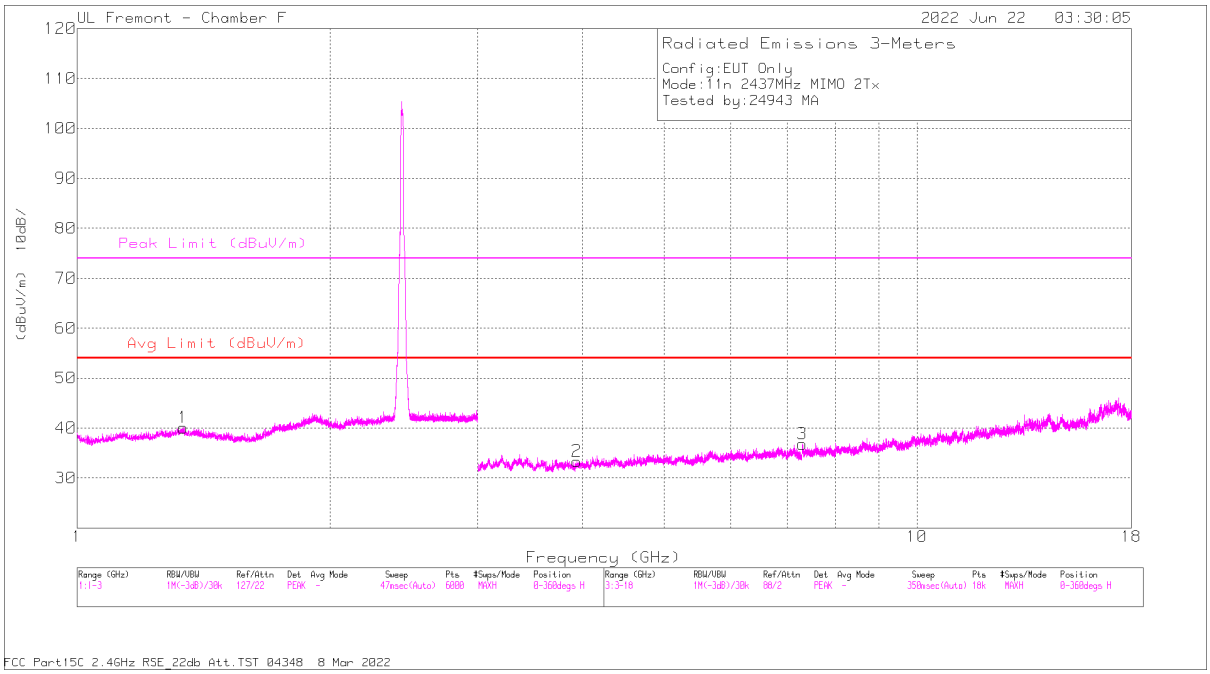

HORIZONTAL

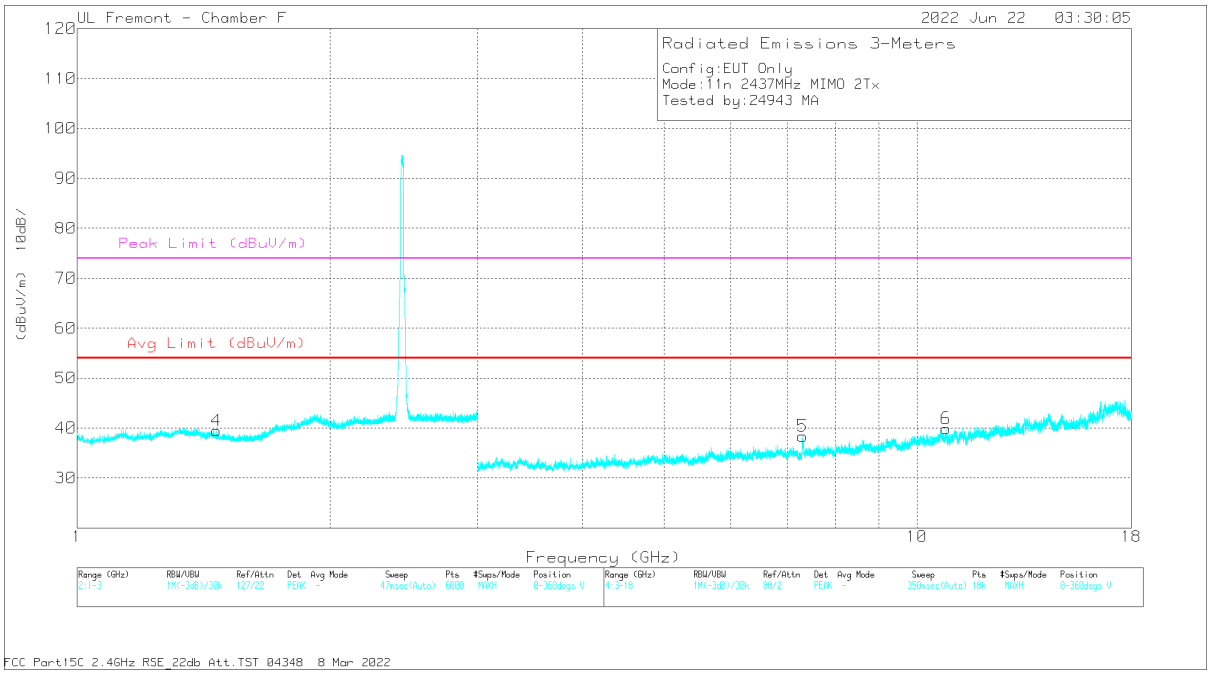

VERTICAL

UL LLC.
47173 Benicia Street, Fremont, CA 94538; USA. TEL:(510) 319-4000 FAX:(510) 661-0888
This report shall not be reproduced except in full, without the written approval of UL LLC.

RADIATED EMISSIONS

Marker	Frequency (GHz)	Meter Reading (dBuV)	Det	81887 ACF (dB)	Amp/Cbl/Fltr/Pad (dB)	Corrected Reading (dBuV/m)	Avg Limit (dBuV/m)	Margin (dB)	Peak Limit (dBuV/m)	PK Margin (dB)	Azimuth (Degs)	Height (cm)	Polarity
1	* 1.338118	59.49	PK2	29.2	-39	49.69	-	-	74	-24.31	0	200	H
	* 1.336158	47.58	MAv1	29.2	-38.9	37.88	54	-16.12	-	-	0	200	H
4	* 1.466813	59.37	PK2	28.4	-38.9	48.87	-	-	74	-25.13	0	200	V
	* 1.466908	47.51	MAv1	28.4	-38.9	37.01	54	-16.99	-	-	0	200	V
2	* 3.93751	56.45	PK2	33.1	-46.6	42.95	-	-	74	-31.05	0	200	H
	* 3.938311	45.1	MAv1	33.1	-46.6	31.6	54	-22.4	-	-	0	200	H
3	* 7.303393	55.38	PK2	35.3	-45.4	45.28	-	-	74	-28.72	0	101	H
	* 7.303107	43.85	MAv1	35.3	-45.3	33.85	54	-20.15	-	-	0	101	H
5	* 7.308221	61.56	PK2	35.3	-45.3	51.56	-	-	74	-22.44	269	101	V
	* 7.310491	48.29	MAv1	35.3	-45.3	38.29	54	-15.71	-	-	269	101	V
6	* 10.8271	55.91	PK2	37.7	-44.9	48.71	-	-	74	-25.29	269	200	V
	* 10.82389	44.58	MAv1	37.7	-45	37.28	54	-16.72	-	-	269	200	V

* - indicates frequency in CFR47 Pt 15 / IC RSS-Restricted Band
PK2 - KDB558074 Method: Maximum Peak
MAv1 - KDB558074 Option 1 Maximum RMS Average

UL LLC.
47173 Benicia Street, Fremont, CA 94538; USA. TEL:(510) 319-4000 FAX:(510) 661-0888
This report shall not be reproduced except in full, without the written approval of UL LLC.

HIGH CHANNEL, CH 13 RESULTS

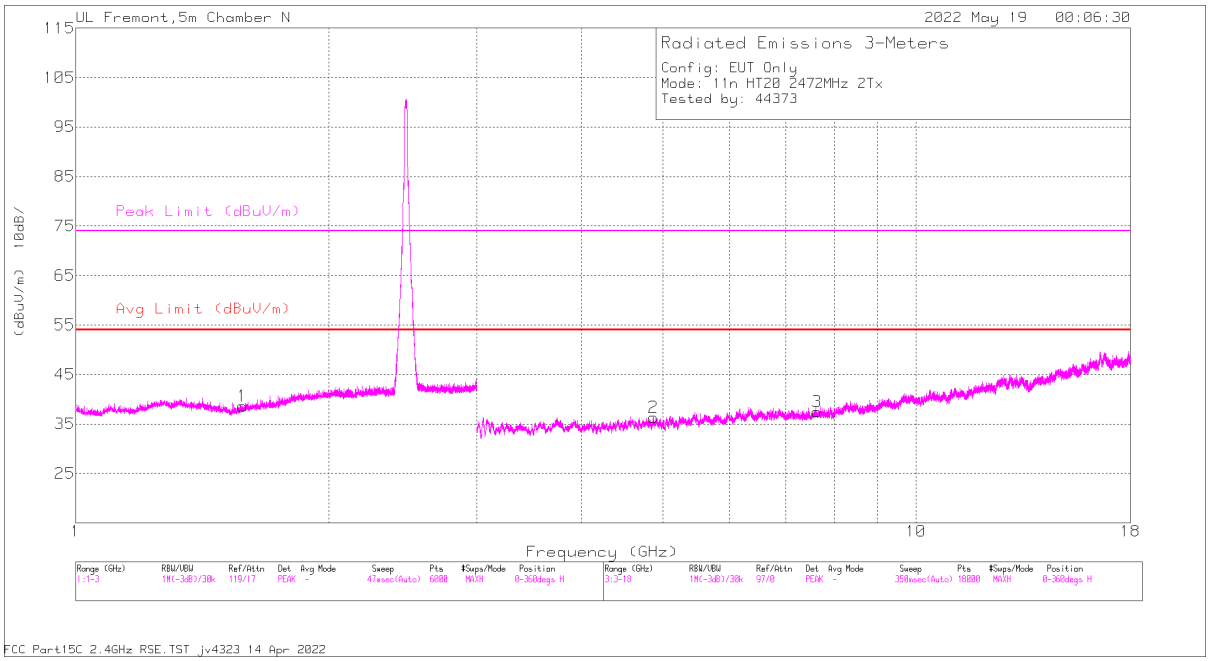

HORIZONTAL

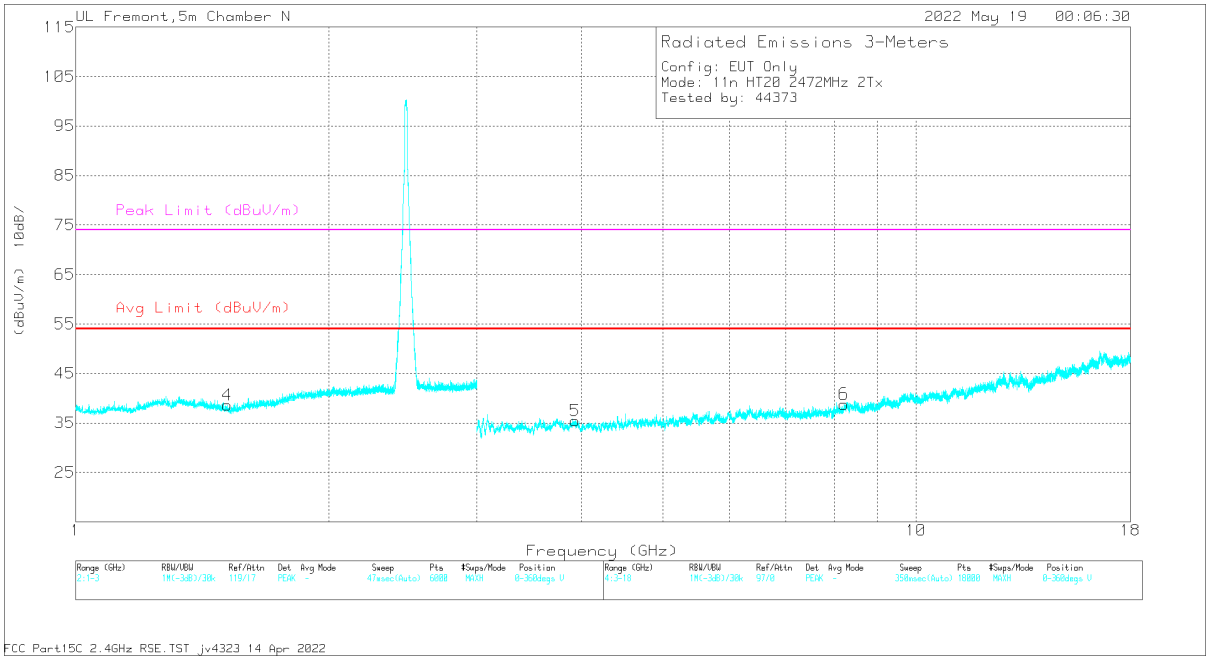

VERTICAL

UL LLC.
47173 Benicia Street, Fremont, CA 94538; USA. TEL:(510) 319-4000 FAX:(510) 661-0888

This report shall not be reproduced except in full, without the written approval of UL LLC.

RADIATED EMISSIONS

Marker	Frequency (GHz)	Meter Reading (dBuV)	Det	AF 84796 (dB/m)	Amp/Cbl/Fltr (dB)	Corrected Reading (dBuV/m)	Avg Limit (dBuV/m)	Margin (dB)	Peak Limit (dBuV/m)	PK Margin (dB)	Azimuth (Degs)	Height (cm)	Polarity
1	* 1.579357	63.51	PK2	28.2	-43.4	48.31	-	-	74	-25.69	360	100	H
	* 1.580139	51.41	MAv1	28.2	-43.4	36.21	54	-17.79	-	-	360	100	H
4	* 1.512912	64.22	PK2	27.7	-43.5	48.42	-	-	74	-25.58	360	201	V
	* 1.512489	52.53	MAv1	27.7	-43.5	36.73	54	-17.27	-	-	360	201	V
5	* 3.924941	62.14	PK2	33.4	-49.9	45.64	-	-	74	-28.36	330	131	V
	* 3.925194	50.23	MAv1	33.4	-49.9	33.73	54	-20.27	-	-	330	131	V
2	* 4.870597	61.19	PK2	34.3	-49.8	45.69	-	-	74	-28.31	54	249	H
	* 4.872629	49.78	MAv1	34.3	-49.8	34.28	54	-19.72	-	-	54	249	H
	* 7.628388	44.13	MAv1	36	-44.5	35.63	54	-18.37	-	-	190	114	H
3	* 7.632214	56.27	PK2	36	-44.4	47.87	-	-	74	-26.13	190	114	H
	* 8.214393	44.4	MAv1	36	-43.2	37.2	54	-16.8	-	-	82	197	V
6	* 8.215358	56.53	PK2	36	-43.2	49.33	-	-	74	-24.67	82	197	V

* - indicates frequency in CFR47 Pt 15 / IC RSS-Restricted Band
PK2 - KDB558074 Method: Maximum Peak
MAv1 - KDB558074 Option 1 Maximum RMS Average

UL LLC.
47173 Benicia Street, Fremont, CA 94538; USA. TEL:(510) 319-4000 FAX:(510) 661-0888
This report shall not be reproduced except in full, without the written approval of UL LLC.

10.1.4. 802.11ax HE20 MODE 1TX

1TX ANT 4 MODE: 26-Tones, RU Index 0

BANDEDGE (LOW CHANNEL, CH 1)

HORIZONTAL RESULT

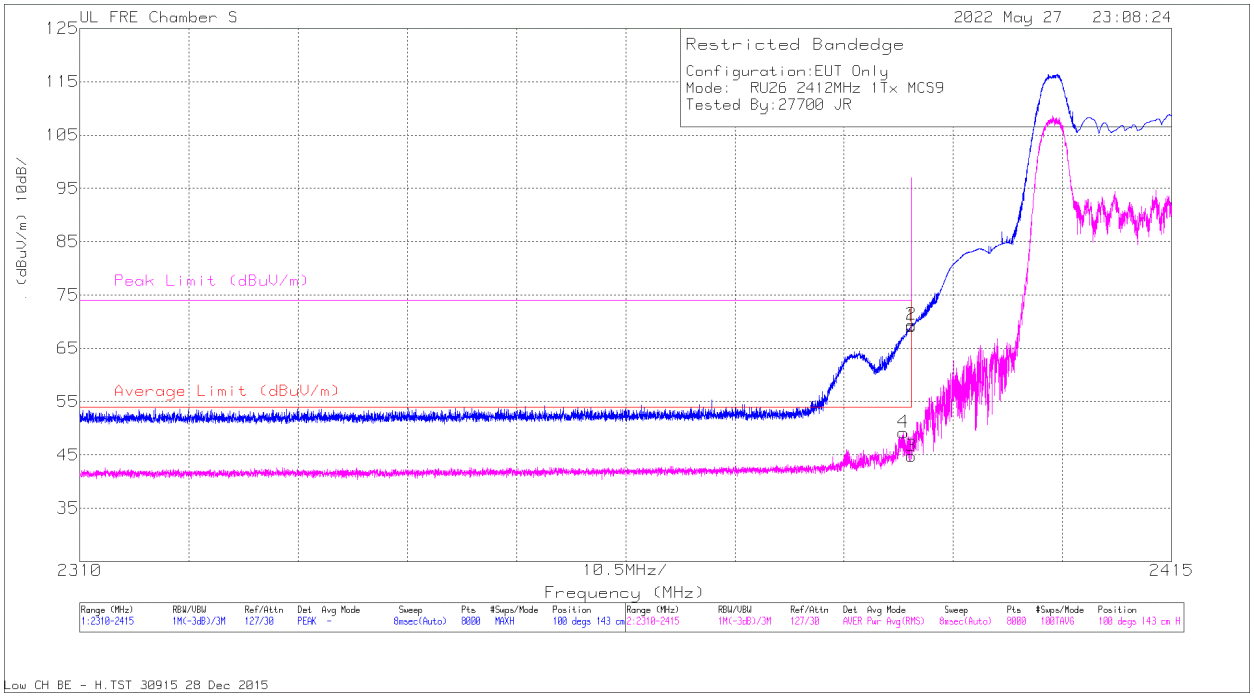

Marker	Frequency (MHz)	Meter Reading (dBuV)	Det	AF 206807 (dB/m)	Amp/Cbl/Fltr/Pad (dB)	DC Corr (dB)	Corrected Reading (dBuV/m)	Average Limit (dBuV/m)	Margin (dB)	Peak Limit (dBuV/m)	PK Margin (dB)	Azimuth (Degs)	Height (cm)	Polarity
4	2389.195	51.73	RMS	32.2	-35.2	.5	49.23	54	-4.77	-	-	100	143	H
2	2389.97	72.41	Pk	32.2	-35.2	0	69.41	-	-	74	-4.59	100	143	H
1	2390	72.13	Pk	32.2	-35.2	0	69.13	-	-	74	-4.87	100	143	H
3	2390	47.25	RMS	32.2	-35.2	.5	44.75	54	-9.25	-	-	100	143	H

Pk - Peak detector
RMS - RMS detection

UL LLC.
47173 Benicia Street, Fremont, CA 94538; USA. TEL:(510) 319-4000 FAX:(510) 661-0888
This report shall not be reproduced except in full, without the written approval of UL LLC.

VERTICAL RESULT

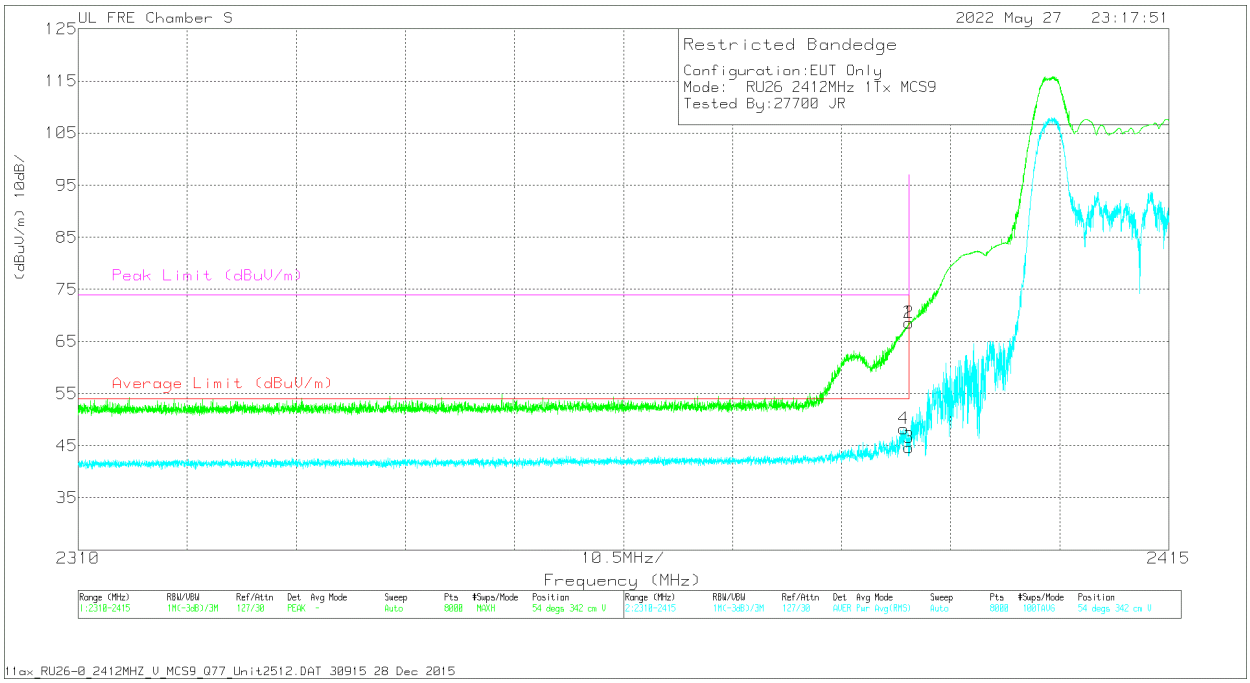

Marker	Frequency (MHz)	Meter Reading (dBuV)	Det	AF 206807 (dB/m)	Amp/Cbl/Fltr/Pad (dB)	DC Corr (dB)	Corrected Reading (dBuV/m)	Average Limit (dBuV/m)	Margin (dB)	Peak Limit (dBuV/m)	PK Margin (dB)	Azimuth (Degs)	Height (cm)	Polarity
4	2389.458	50.79	RMS	32.2	-35.2	.5	48.29	54	-5.71	-	-	54	342	V
2	2389.97	71.61	Pk	32.2	-35.2	0	68.61	-	-	74	-5.39	54	342	V
1	2390	71.53	Pk	32.2	-35.2	0	68.53	-	-	74	-5.47	54	342	V
3	2390	47.12	RMS	32.2	-35.2	.5	44.62	54	-9.38	-	-	54	342	V

Pk - Peak detector
RMS - RMS detection

UL LLC.
47173 Benicia Street, Fremont, CA 94538; USA. TEL:(510) 319-4000 FAX:(510) 661-0888
This report shall not be reproduced except in full, without the written approval of UL LLC.

BANDEDGE (LOW CHANNEL, CH 2)

HORIZONTAL RESULT

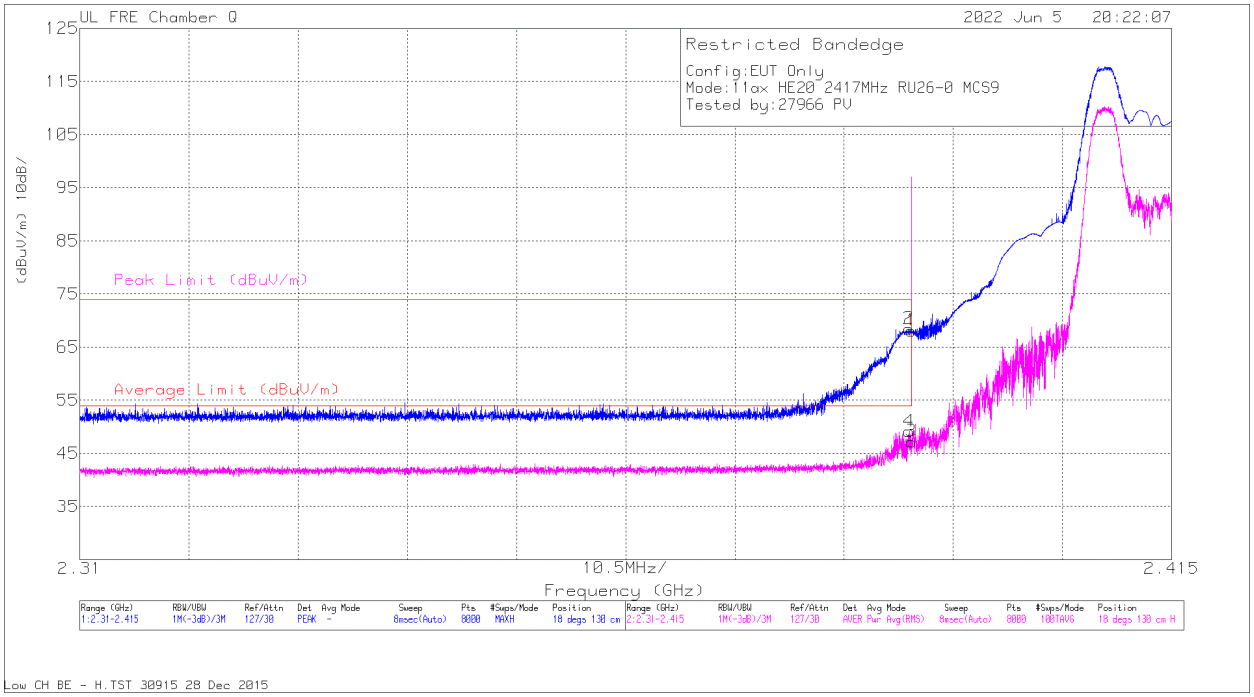

Marker	Frequency (GHz)	Meter Reading (dBuV)	Det	AF 200895 (dB/m)	Amp/Cbl/Fltr/Pad (dB)	DC Corr (dB)	Corrected Reading (dBuV/m)	Average Limit (dBuV/m)	Margin (dB)	Peak Limit (dBuV/m)	PK Margin (dB)	Azimuth (Degs)	Height (cm)	Polarity
2	2.389747	70.85	Pk	31.9	-34.3	0	68.45	-	-	74	-5.55	18	130	H
4	2.38976	51.02	RMS	31.9	-34.3	.5	49.12	54	-4.88	-	-	18	130	H
1	2.39	70.5	Pk	31.9	-34.3	0	68.1	-	-	74	-5.9	18	130	H
3	2.39	49.13	RMS	31.9	-34.3	.5	47.23	54	-6.77	-	-	18	130	H

Pk - Peak detector
RMS - RMS detection

UL LLC.
47173 Benicia Street, Fremont, CA 94538; USA. TEL:(510) 319-4000 FAX:(510) 661-0888
This report shall not be reproduced except in full, without the written approval of UL LLC.

VERTICAL RESULT

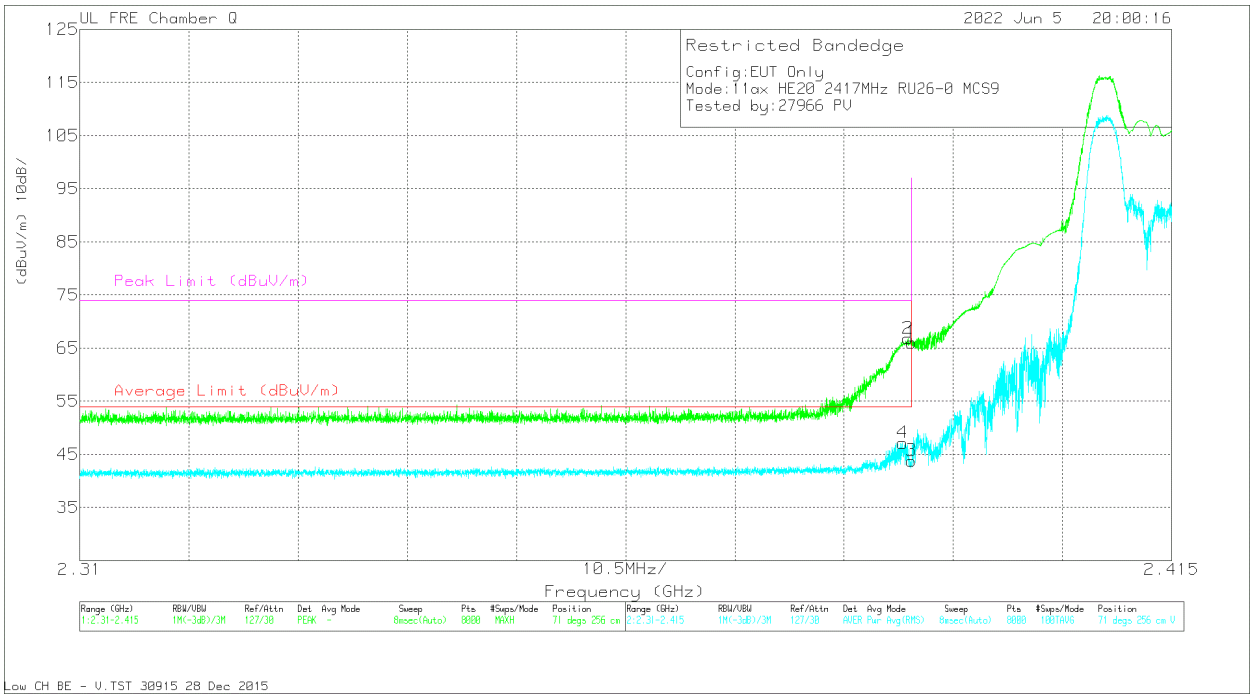

Marker	Frequency (GHz)	Meter Reading (dBuV)	Det	AF 200895 (dB/m)	Amp/Cbl/Fltr/Pad (dB)	DC Corr (dB)	Corrected Reading (dBuV/m)	Average Limit (dBuV/m)	Margin (dB)	Peak Limit (dBuV/m)	PK Margin (dB)	Azimuth (Degs)	Height (cm)	Polarity
4	2.38913	49.14	RMS	31.9	-34.4	.5	47.14	54	-6.86	-	-	71	256	V
2	2.389642	69.21	Pk	31.9	-34.3	0	66.81	-	-	74	-7.19	71	256	V
1	2.39	68.45	Pk	31.9	-34.3	0	66.05	-	-	74	-7.95	71	256	V
3	2.39	45.68	RMS	31.9	-34.3	.5	43.78	54	-10.22	-	-	71	256	V

Pk - Peak detector
RMS - RMS detection

UL LLC.
47173 Benicia Street, Fremont, CA 94538; USA. TEL:(510) 319-4000 FAX:(510) 661-0888
This report shall not be reproduced except in full, without the written approval of UL LLC.

BANDEDGE (LOW CHANNEL, CH 3)

HORIZONTAL RESULT

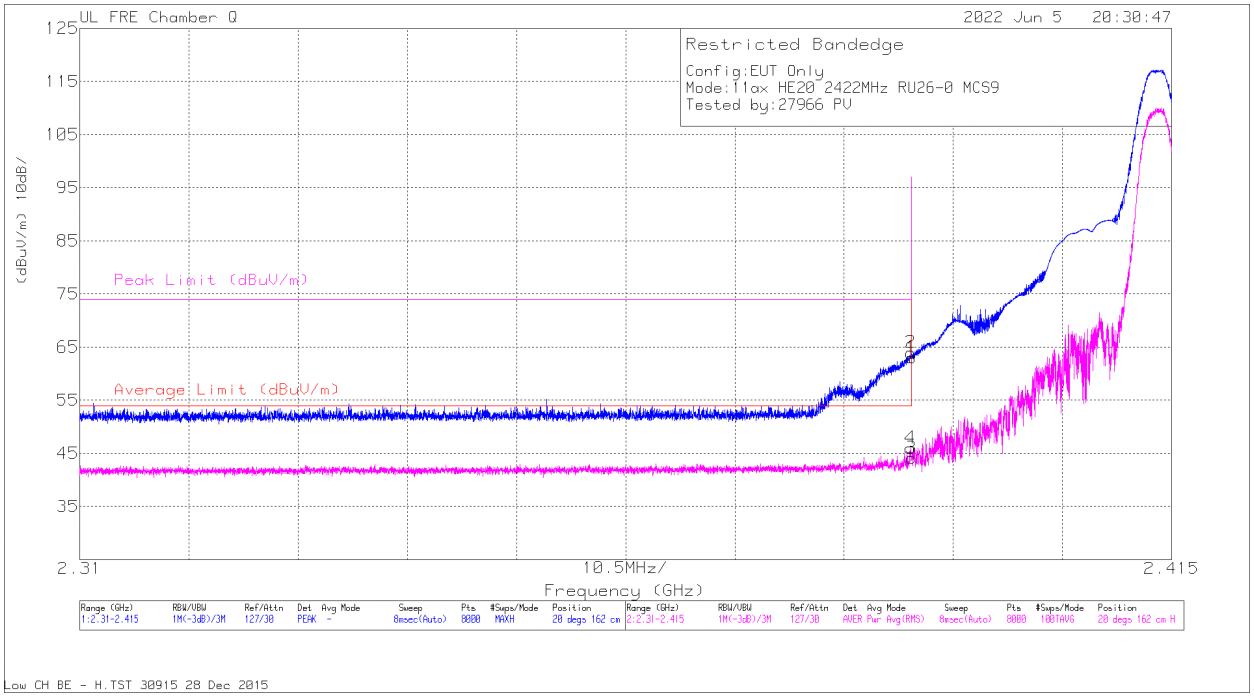

Marker	Frequency (GHz)	Meter Reading (dBuV)	Det	AF 200895 (dB/m)	Amp/Cbl/Fltr/Pad (dB)	DC Corr (dB)	Corrected Reading (dBuV/m)	Average Limit (dBuV/m)	Margin (dB)	Peak Limit (dBuV/m)	PK Margin (dB)	Azimuth (Degs)	Height (cm)	Polarity
4	2.389891	47.88	RMS	31.9	-34.3	.5	45.98	54	-8.02	-	-	20	162	H
2	2.38993	66.34	Pk	31.9	-34.3	0	63.94	-	-	74	-10.06	20	162	H
1	2.39	65.42	Pk	31.9	-34.3	0	63.02	-	-	74	-10.98	20	162	H
3	2.39	45.99	RMS	31.9	-34.3	.5	44.09	54	-9.91	-	-	20	162	H

Pk - Peak detector
RMS - RMS detection

UL LLC.
47173 Benicia Street, Fremont, CA 94538; USA. TEL:(510) 319-4000 FAX:(510) 661-0888
This report shall not be reproduced except in full, without the written approval of UL LLC.

VERTICAL RESULT

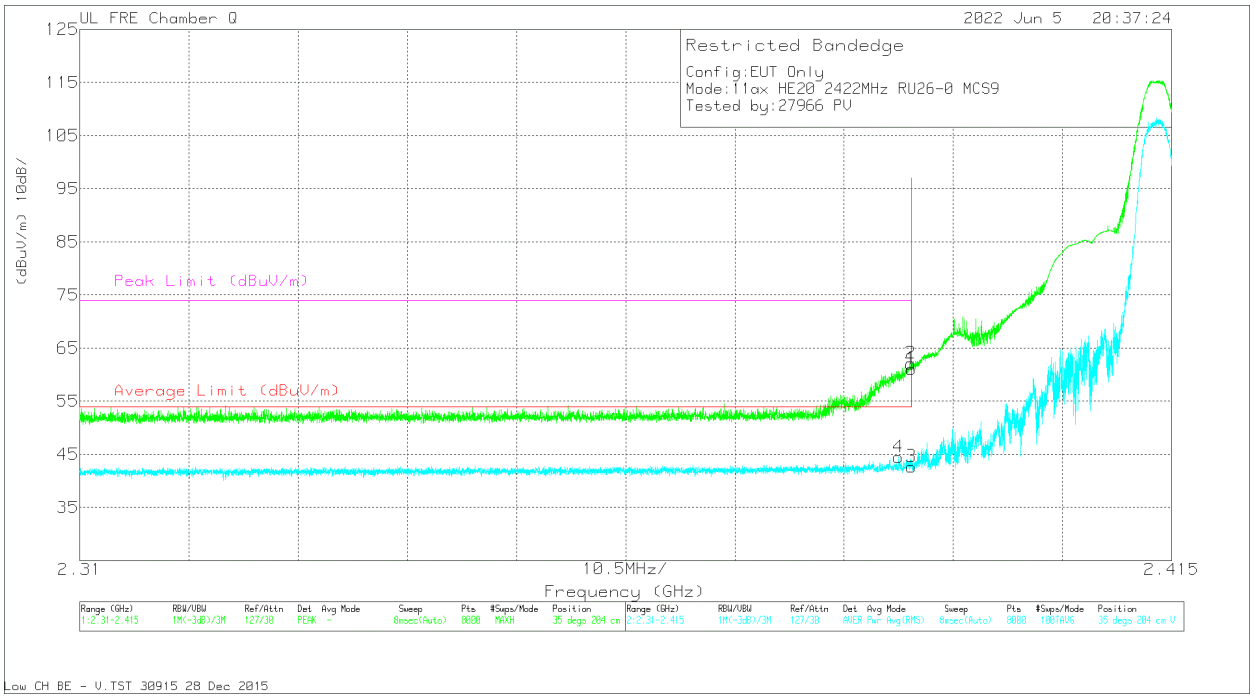

Marker	Frequency (GHz)	Meter Reading (dBuV)	Det	AF 200895 (dB/m)	Amp/Cbl/Fltr/Pad (dB)	DC Corr (dB)	Corrected Reading (dBuV/m)	Average Limit (dBuV/m)	Margin (dB)	Peak Limit (dBuV/m)	PK Margin (dB)	Azimuth (Degs)	Height (cm)	Polarity
4	2.388749	46.45	RMS	31.9	-34.4	.5	44.45	54	-9.55	-	-	35	204	V
2	2.389904	64.5	Pk	31.9	-34.3	0	62.1	-	-	74	-11.9	35	204	V
1	2.39	63.5	Pk	31.9	-34.3	0	61.1	-	-	74	-12.9	35	204	V
3	2.39	44.56	RMS	31.9	-34.3	.5	42.66	54	-11.34	-	-	35	204	V

Pk - Peak detector
RMS - RMS detection

UL LLC.
47173 Benicia Street, Fremont, CA 94538; USA. TEL:(510) 319-4000 FAX:(510) 661-0888
This report shall not be reproduced except in full, without the written approval of UL LLC.

BANDEDGE (HIGH CHANNEL, CH 9)

HORIZONTAL RESULT

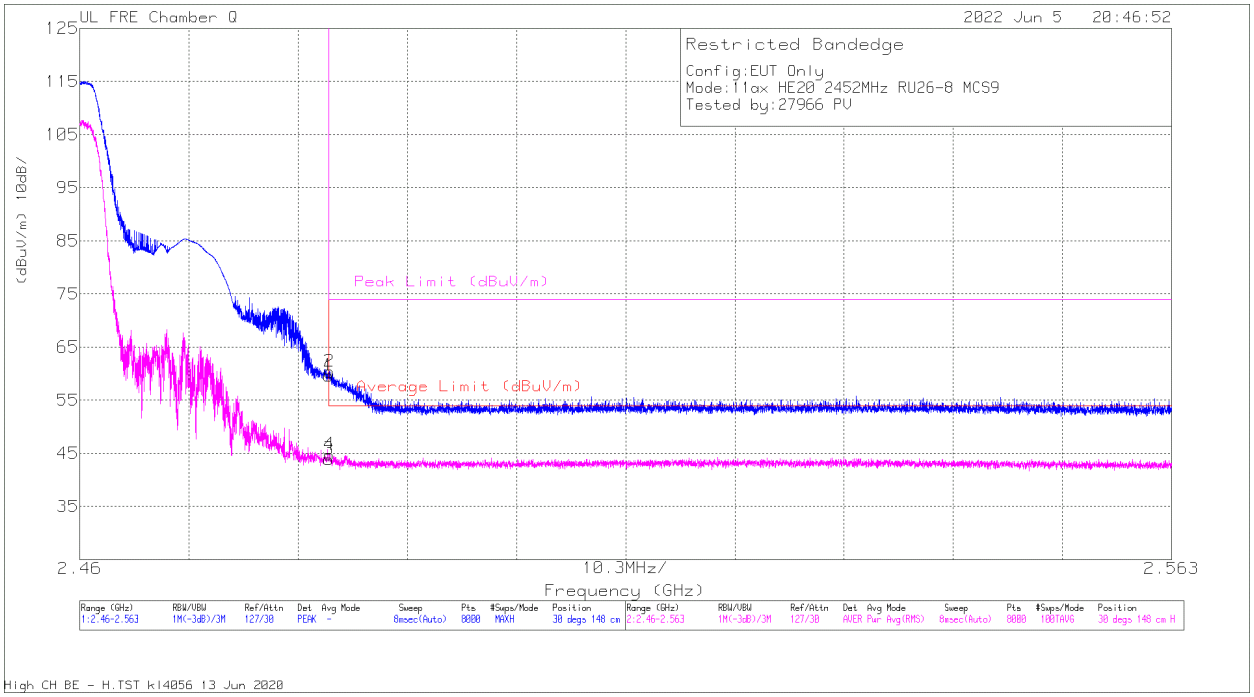

Marker	Frequency (GHz)	Meter Reading (dBuV)	Det	AF 200895 (dB/m)	Amp/Cbl/Fltr/Pad (dB)	DC Corr (dB)	Corrected Reading (dBuV/m)	Average Limit (dBuV/m)	Margin (dB)	Peak Limit (dBuV/m)	PK Margin (dB)	Azimuth (Degs)	Height (cm)	Polarity
1	2.4835	61.35	Pk	32.6	-34.3	0	59.65	-	-	74	-14.35	30	148	H
3	2.4835	45.08	RMS	32.6	-34.3	.5	43.88	54	-10.12	-	-	30	148	H
4	2.483539	45.95	RMS	32.6	-34.3	.5	44.75	54	-9.25	-	-	30	148	H
2	2.483552	62.09	Pk	32.6	-34.3	0	60.39	-	-	74	-13.61	30	148	H

Pk - Peak detector
RMS - RMS detection

UL LLC.
47173 Benicia Street, Fremont, CA 94538; USA. TEL:(510) 319-4000 FAX:(510) 661-0888
This report shall not be reproduced except in full, without the written approval of UL LLC.

VERTICAL RESULT

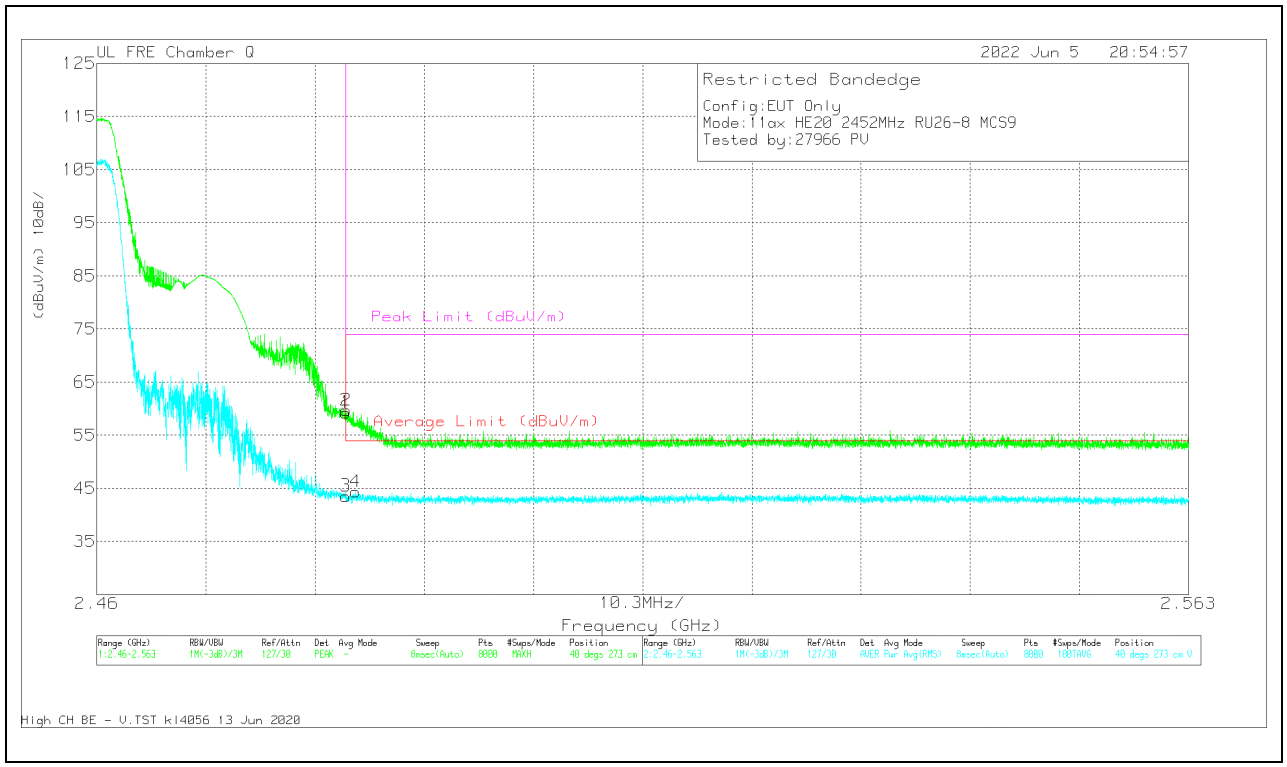

Marker	Frequency (GHz)	Meter Reading (dBuV)	Det	AF 200895 (dB/m)	Amp/Cbl/Fltr/Pad (dB)	DC Corr (dB)	Corrected Reading (dBuV/m)	Average Limit (dBuV/m)	Margin (dB)	Peak Limit (dBuV/m)	PK Margin (dB)	Azimuth (Degs)	Height (cm)	Polarity
1	2.4835	60.93	Pk	32.6	-34.3	0	59.23	-	-	74	-14.77	40	273	V
3	2.4835	44.73	RMS	32.6	-34.3	.5	43.53	54	-10.47	-	-	40	273	V
2	2.483513	61.4	Pk	32.6	-34.3	0	59.7	-	-	74	-14.3	40	273	V
4	2.484428	45.44	RMS	32.7	-34.3	.5	44.34	54	-9.66	-	-	40	273	V

Pk - Peak detector
RMS - RMS detection

UL LLC.
47173 Benicia Street, Fremont, CA 94538; USA. TEL:(510) 319-4000 FAX:(510) 661-0888
This report shall not be reproduced except in full, without the written approval of UL LLC.

BANDEDGE (HIGH CHANNEL, CH 10)

HORIZONTAL RESULT

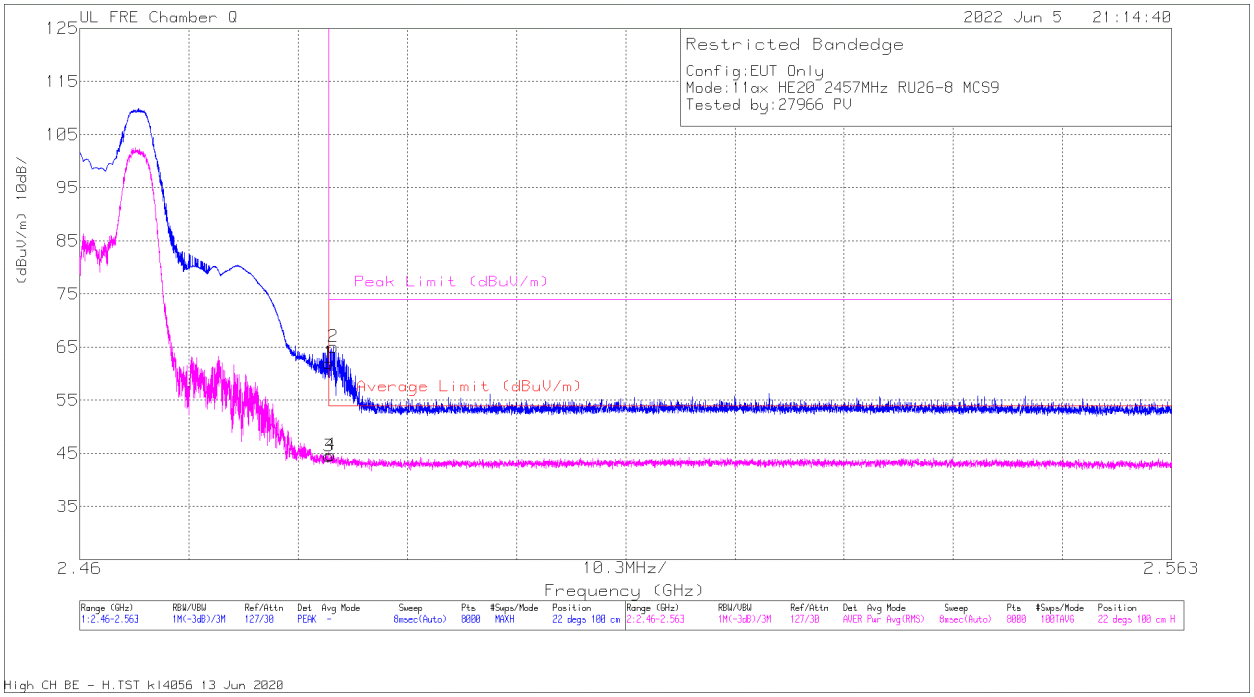

Marker	Frequency (GHz)	Meter Reading (dBuV)	Det	AF 200895 (dB/m)	Amp/Cbl/Fltr/Pad (dB)	DC Corr (dB)	Corrected Reading (dBuV/m)	Average Limit (dBuV/m)	Margin (dB)	Peak Limit (dBuV/m)	PK Margin (dB)	Azimuth (Degs)	Height (cm)	Polarity
1	2.4835	63.67	Pk	32.6	-34.3	0	61.97	-	-	74	-12.03	22	100	H
3	2.4835	45.66	RMS	32.6	-34.3	.5	44.46	54	-9.54	-	-	22	100	H
4	2.483681	45.89	RMS	32.6	-34.3	.5	44.69	54	-9.31	-	-	22	100	H
2	2.483913	66.75	Pk	32.6	-34.3	0	65.05	-	-	74	-8.95	22	100	H

Pk - Peak detector
RMS - RMS detection

UL LLC.
47173 Benicia Street, Fremont, CA 94538; USA. TEL:(510) 319-4000 FAX:(510) 661-0888
This report shall not be reproduced except in full, without the written approval of UL LLC.

VERTICAL RESULT

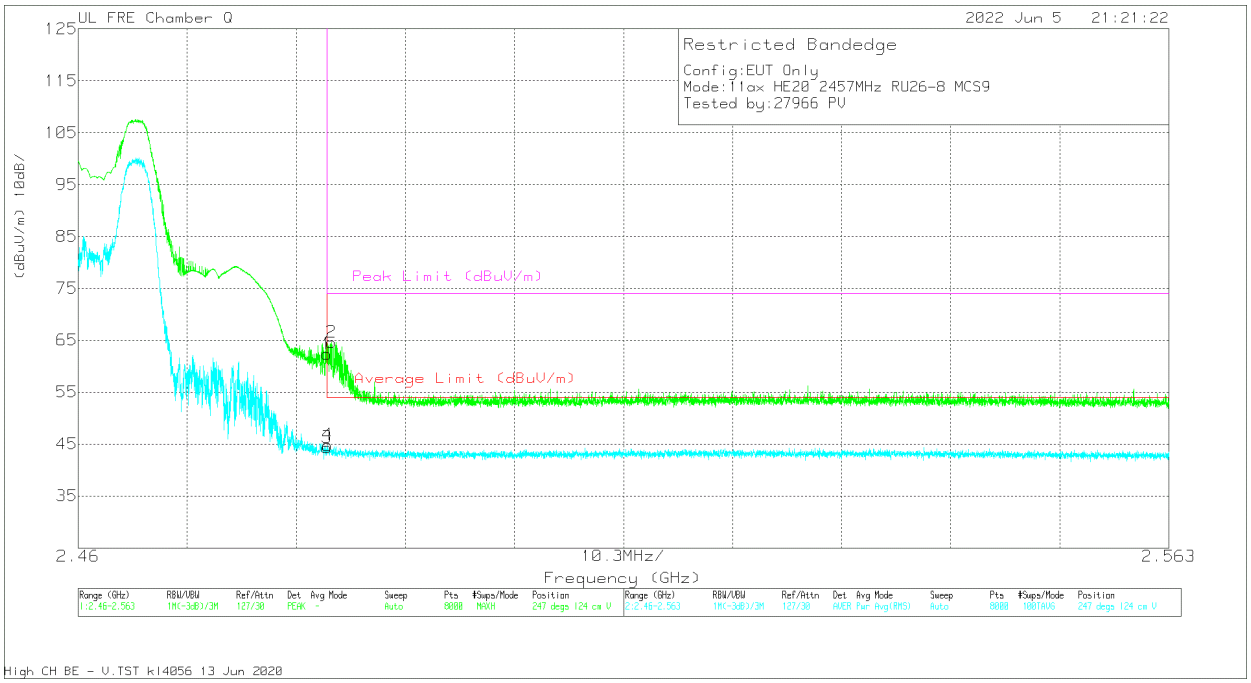

Marker	Frequency (GHz)	Meter Reading (dBuV)	Det	AF 200895 (dB/m)	Amp/Cbl/Fltr/Pad (dB)	DC Corr (dB)	Corrected Reading (dBuV/m)	Average Limit (dBuV/m)	Margin (dB)	Peak Limit (dBuV/m)	PK Margin (dB)	Azimuth (Degs)	Height (cm)	Polarity
1	2.4835	64.01	Pk	32.6	-34.3	0	62.31	-	-	74	-11.69	247	124	V
3	2.4835	45.52	RMS	32.6	-34.3	.5	44.32	54	-9.68	-	-	247	124	V
4	2.483578	45.98	RMS	32.6	-34.3	.5	44.78	54	-9.22	-	-	247	124	V
2	2.483951	66.29	Pk	32.6	-34.3	0	64.59	-	-	74	-9.41	247	124	V

Pk - Peak detector

UL LLC.
47173 Benicia Street, Fremont, CA 94538; USA. TEL:(510) 319-4000 FAX:(510) 661-0888
This report shall not be reproduced except in full, without the written approval of UL LLC.

BANDEDGE (HIGH CHANNEL, CH 11)

HORIZONTAL RESULT

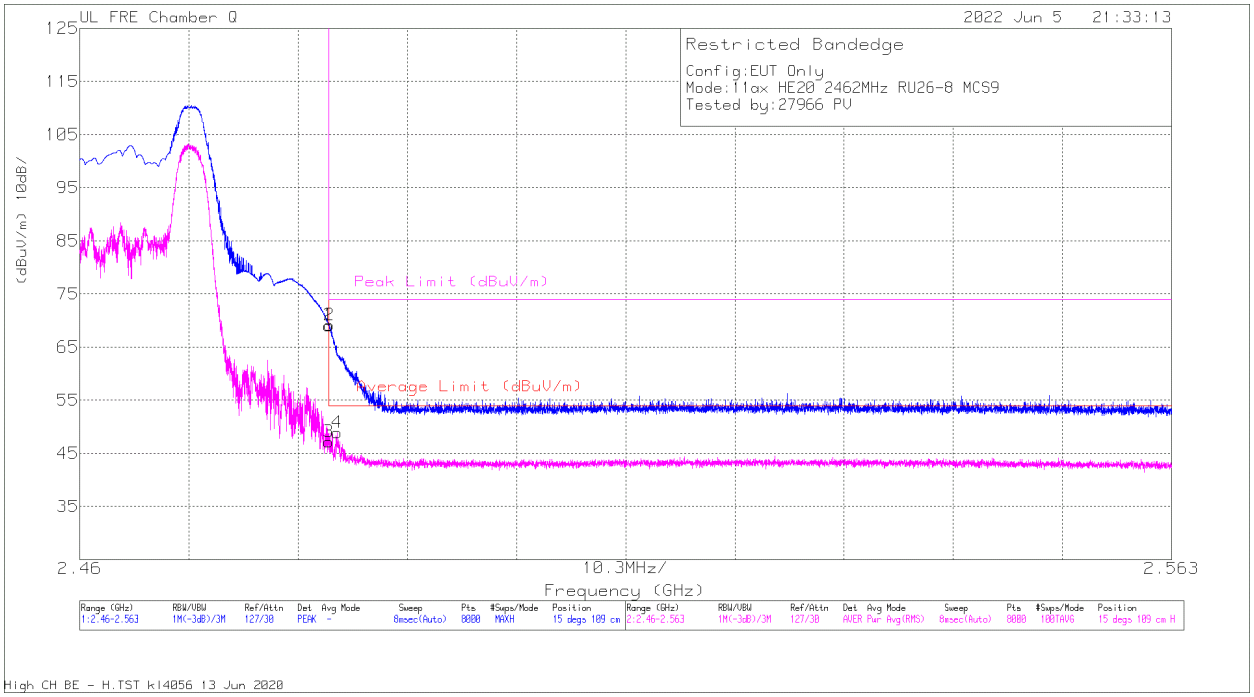

Marker	Frequency (GHz)	Meter Reading (dBuV)	Det	AF 200895 (dB/m)	Amp/Cbl/Fltr/Pad (dB)	DC Corr (dB)	Corrected Reading (dBuV/m)	Average Limit (dBuV/m)	Margin (dB)	Peak Limit (dBuV/m)	PK Margin (dB)	Azimuth (Degs)	Height (cm)	Polarity
1	2.4835	70.76	Pk	32.6	-34.3	0	69.06	-	-	74	-4.94	15	109	H
3	2.4835	48.36	RMS	32.6	-34.3	.5	47.16	54	-6.84	-	-	15	109	H
2	2.483526	70.84	Pk	32.6	-34.3	0	69.14	-	-	74	-4.86	15	109	H
4	2.484299	49.98	RMS	32.7	-34.3	.5	48.88	54	-5.12	-	-	15	109	H

Pk - Peak detector
RMS - RMS detection

UL LLC.
47173 Benicia Street, Fremont, CA 94538; USA. TEL:(510) 319-4000 FAX:(510) 661-0888
This report shall not be reproduced except in full, without the written approval of UL LLC.

VERTICAL RESULT

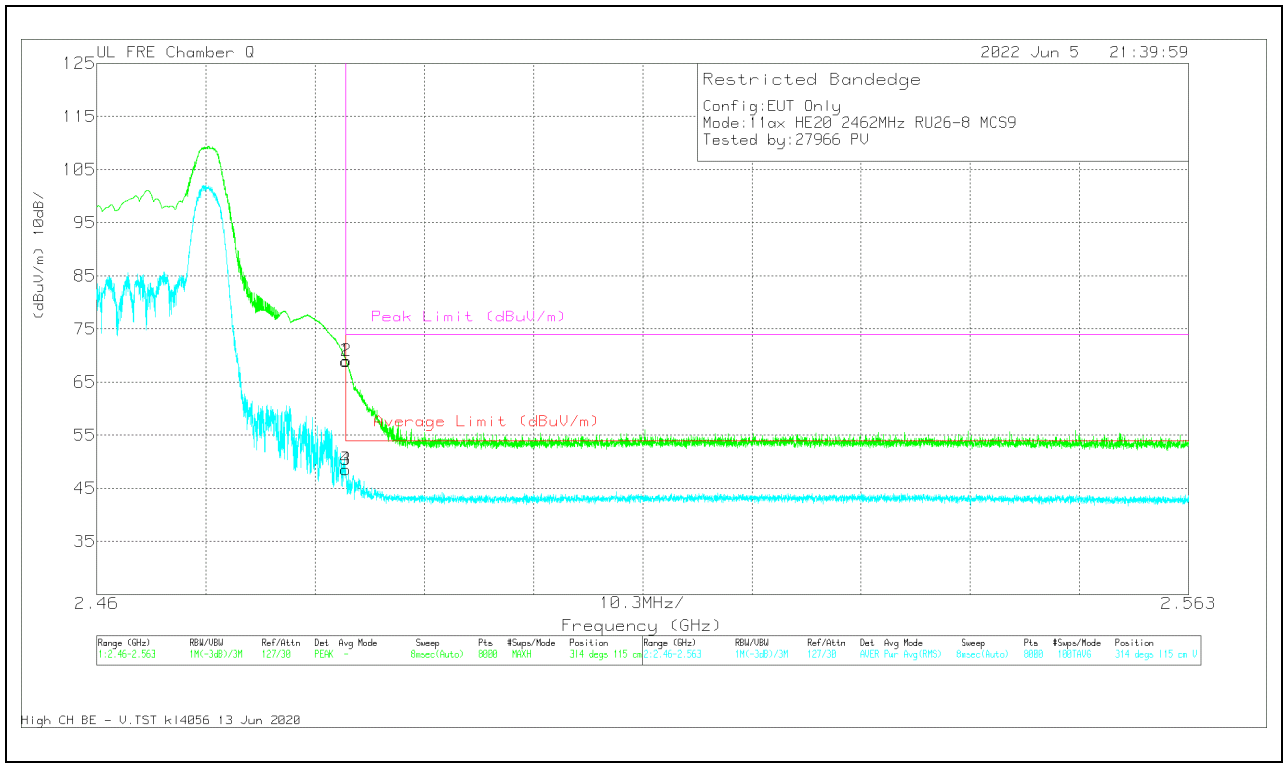

Marker	Frequency (GHz)	Meter Reading (dBuV)	Det	AF 200895 (dB/m)	Amp/Cbl/Fltr/Pad (dB)	DC Corr (dB)	Corrected Reading (dBuV/m)	Average Limit (dBuV/m)	Margin (dB)	Peak Limit (dBuV/m)	PK Margin (dB)	Azimuth (Degs)	Height (cm)	Polarity
1	2.4835	70.63	Pk	32.6	-34.3	0	68.93	-	-	74	-5.07	314	115	V
3	2.4835	49.75	RMS	32.6	-34.3	.5	48.55	54	-5.45	-	-	314	115	V
4	2.483501	49.77	RMS	32.6	-34.3	.5	48.57	54	-5.43	-	-	314	115	V
2	2.483539	70.72	Pk	32.6	-34.3	0	69.02	-	-	74	-4.98	314	115	V

Pk - Peak detector
RMS - RMS detection

UL LLC.
47173 Benicia Street, Fremont, CA 94538; USA. TEL:(510) 319-4000 FAX:(510) 661-0888
This report shall not be reproduced except in full, without the written approval of UL LLC.

BANDEDGE (HIGH CHANNEL, CH 12)

HORIZONTAL RESULT

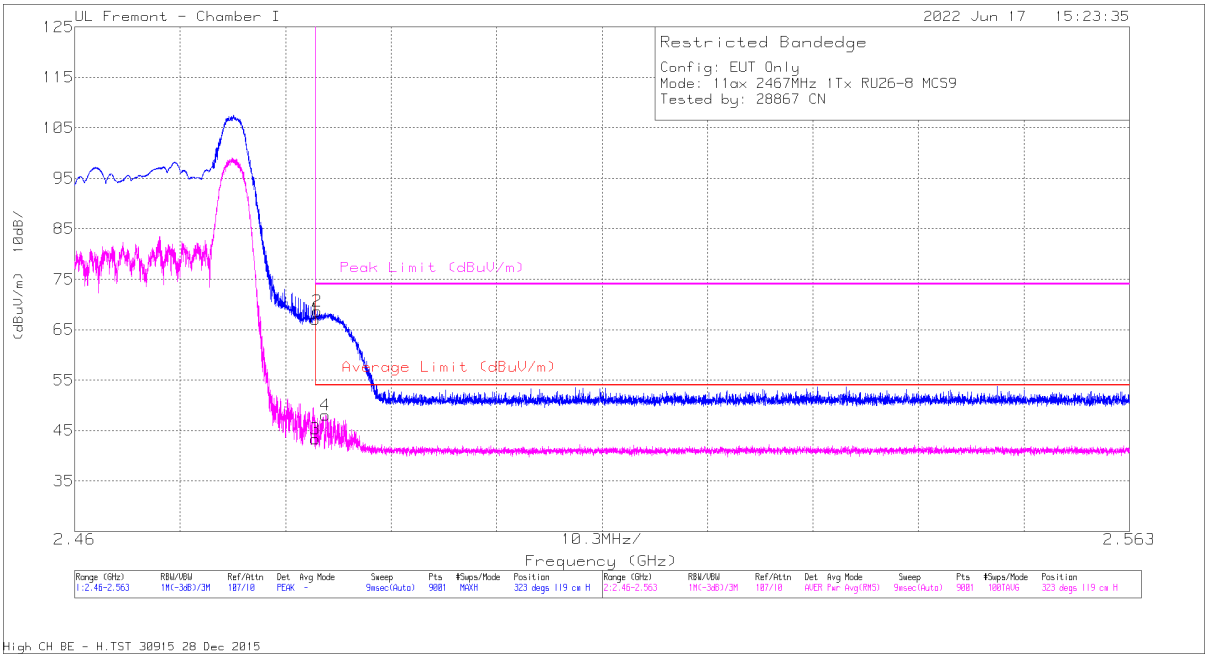

Marker	Frequency (GHz)	Meter Reading (dBuV)	Det	AF 206805 (dB/m)	Amp/Cbl/Pad (dB)	DC Corr (dB)	Corrected Reading (dBuV/m)	Average Limit (dBuV/m)	Margin (dB)	Peak Limit (dBuV/m)	PK Margin (dB)	Azimuth (Degs)	Height (cm)	Polarity
1	* 2.4835	56.08	Pk	32.1	-21.1	0	67.08	-	-	74	-6.92	323	119	H
2	* 2.48365	57.61	Pk	32.1	-21.1	0	68.61	-	-	74	-5.39	323	119	H
3	* 2.4835	31.81	RMS	32.1	-21.1	.5	43.31	54	-10.69	-	-	323	119	H
4	* 2.48446	36.52	RMS	32.1	-21.1	.5	48.02	54	-5.98	-	-	323	119	H

* - indicates frequency in CFR47 Pt 15 / IC RSS-Restricted Band
Pk - Peak detector
RMS - RMS detection

UL LLC.
47173 Benicia Street, Fremont, CA 94538; USA. TEL:(510) 319-4000 FAX:(510) 661-0888
This report shall not be reproduced except in full, without the written approval of UL LLC.

VERTICAL RESULT

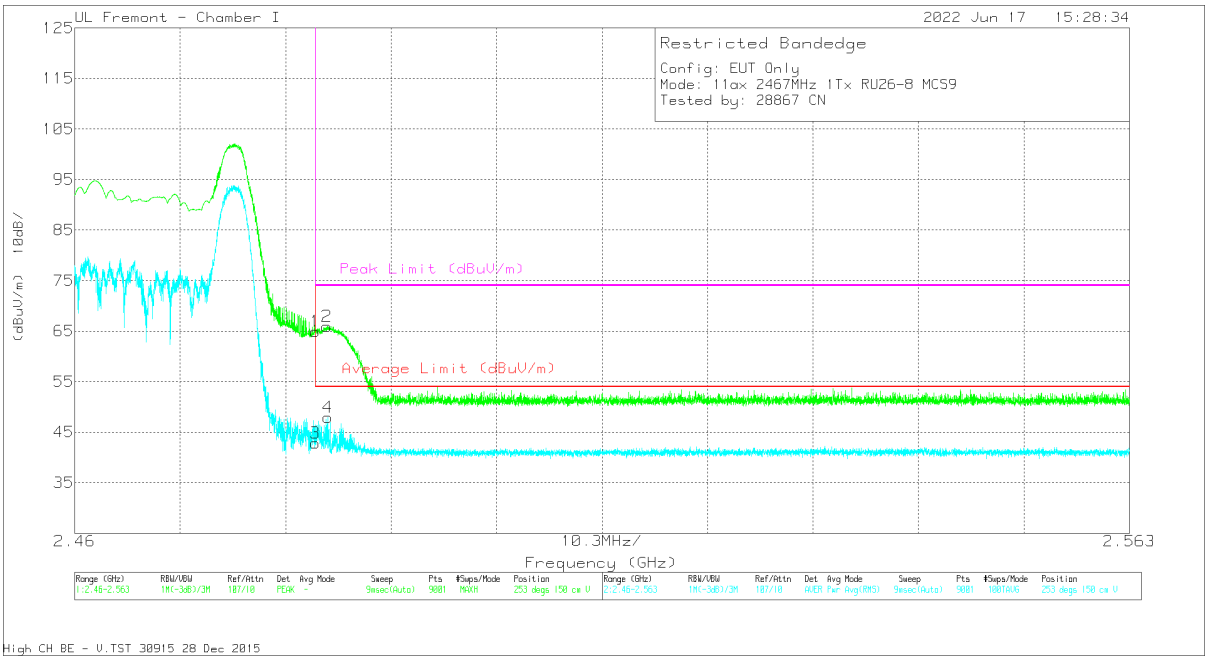

Marker	Frequency (GHz)	Meter Reading (dBuV)	Det	AF 206805 (dB/m)	Amp/Cbl/Pad (dB)	DC Corr (dB)	Corrected Reading (dBuV/m)	Average Limit (dBuV/m)	Margin (dB)	Peak Limit (dBuV/m)	PK Margin (dB)	Azimuth (Degs)	Height (cm)	Polarity
1	* 2.4835	53.95	Pk	32.1	-21.1	0	64.95	-	-	74	-9.05	253	150	V
2	* 2.48462	54.8	Pk	32.1	-21	0	65.9	-	-	74	-8.1	253	150	V
3	* 2.4835	31.3	RMS	32.1	-21.1	.5	42.8	54	-11.2	-	-	253	150	V
4	* 2.48469	36.3	RMS	32.1	-21	.5	47.9	54	-6.1	-	-	253	150	V

* - indicates frequency in CFR47 Pt 15 / IC RSS-Restricted Band
Pk - Peak detector
RMS - RMS detection

UL LLC.
47173 Benicia Street, Fremont, CA 94538; USA. TEL:(510) 319-4000 FAX:(510) 661-0888
This report shall not be reproduced except in full, without the written approval of UL LLC.

BANDEDGE (HIGH CHANNEL, CH 13)

HORIZONTAL RESULT

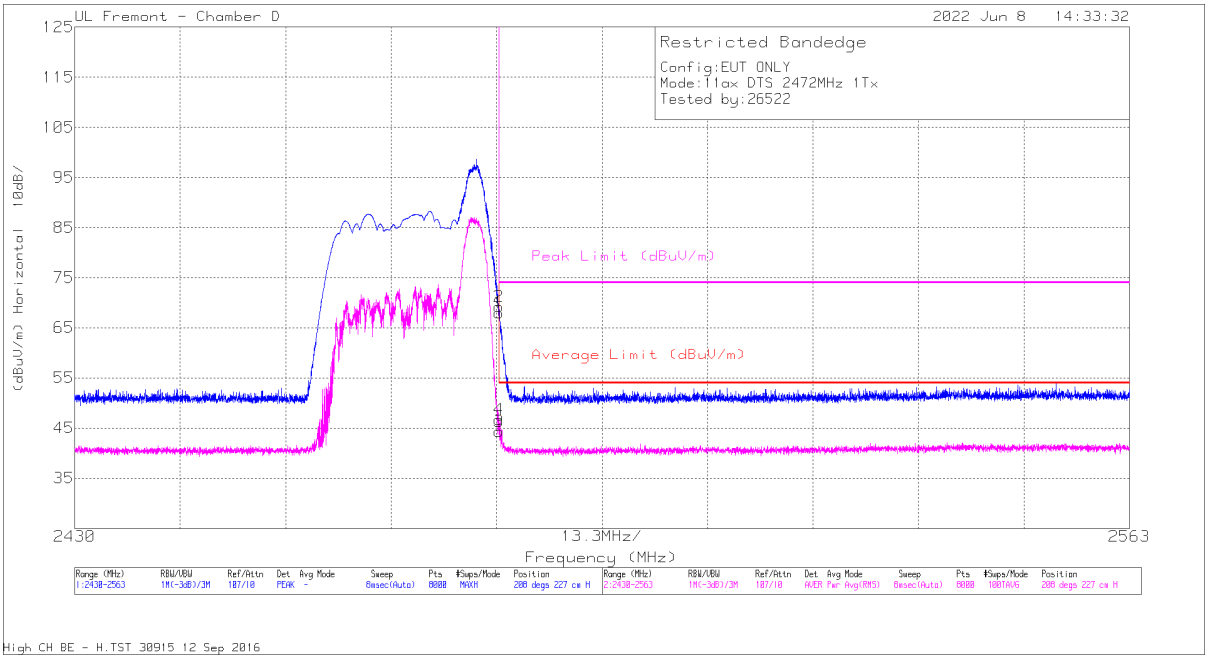

Marker	Frequency (MHz)	Meter Reading (dBuV)	Det	200786 ACF (dB/m)	Amp/Cbl/Fltr/Pad (dB)	DC Corr (dB)	Corrected Reading (dBuV/m)	Average Limit (dBuV/m)	Margin (dB)	Peak Limit (dBuV/m)	PK Margin (dB)	Azimuth (Degs)	Height (cm)	Polarity
1	* 2483.5	56.73	Pk	32	-20.7	0	68.03	-	-	74	-5.97	208	227	H
2	* 2483.52	57.92	Pk	32	-20.7	0	69.22	-	-	74	-4.78	208	227	H
3	* 2483.5	32.52	RMS	32	-20.7	.5	44.32	54	-9.68	-	-	208	227	H
4	* 2483.52	34.86	RMS	32	-20.7	.5	46.66	54	-7.34	-	-	208	227	H

* - indicates frequency in CFR47 Pt 15 / IC RSS-Restricted Band
Pk - Peak detector
RMS - RMS detection

UL LLC.
47173 Benicia Street, Fremont, CA 94538; USA. TEL:(510) 319-4000 FAX:(510) 661-0888
This report shall not be reproduced except in full, without the written approval of UL LLC.

VERTICAL RESULT

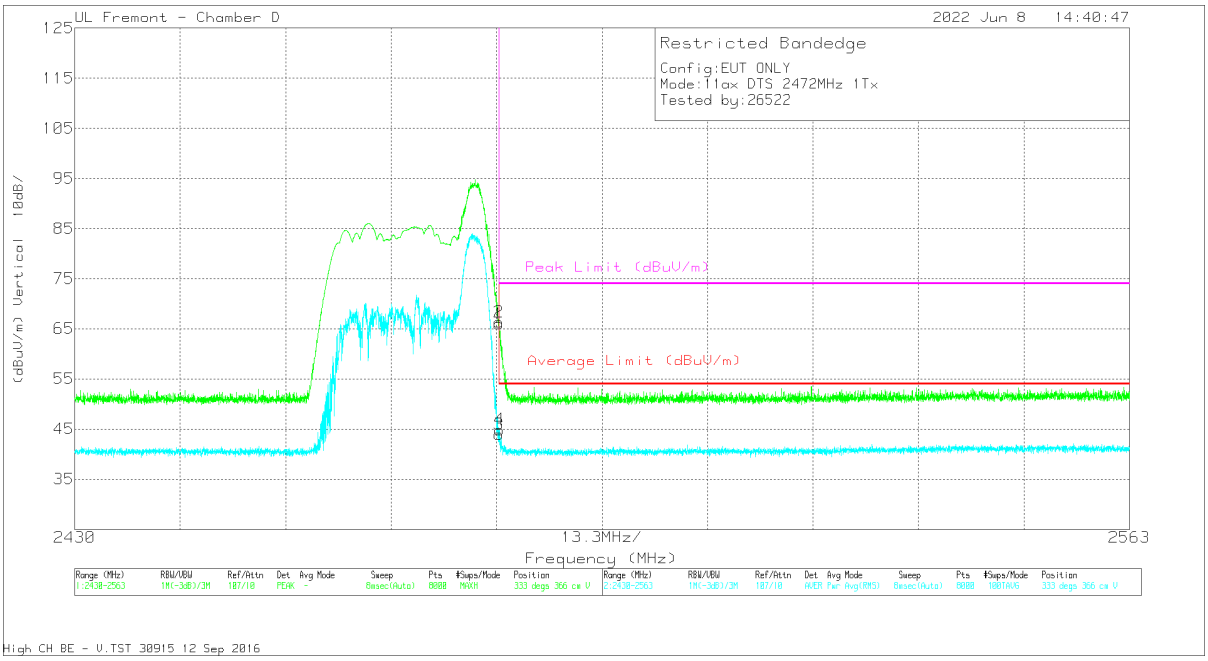

Marker	Frequency (MHz)	Meter Reading (dBuV)	Det	200786 ACF (dB/m)	Amp/Cbl/Fltr/Pad (dB)	DC Corr (dB)	Corrected Reading (dBuV/m)	Average Limit (dBuV/m)	Margin (dB)	Peak Limit (dBuV/m)	PK Margin (dB)	Azimuth (Degs)	Height (cm)	Polarity
1	* 2483.5	54.67	Pk	32	-20.7	0	65.97	-	-	74	-8.03	333	366	V
2	* 2483.50	55.03	Pk	32	-20.7	0	66.33	-	-	74	-7.67	333	366	V
3	* 2483.5	32.18	RMS	32	-20.7	.5	43.98	54	-10.02	-	-	333	366	V
4	* 2483.55	33.1	RMS	32	-20.7	.5	44.9	54	-9.1	-	-	333	366	V

* - indicates frequency in CFR47 Pt 15 / IC RSS-Restricted Band
Pk - Peak detector
RMS - RMS detection

UL LLC.
47173 Benicia Street, Fremont, CA 94538; USA. TEL:(510) 319-4000 FAX:(510) 661-0888
This report shall not be reproduced except in full, without the written approval of UL LLC.

1TX ANT 4 MODE: SU

BANDEDGE (LOW CHANNEL, CH 1)

HORIZONTAL RESULT

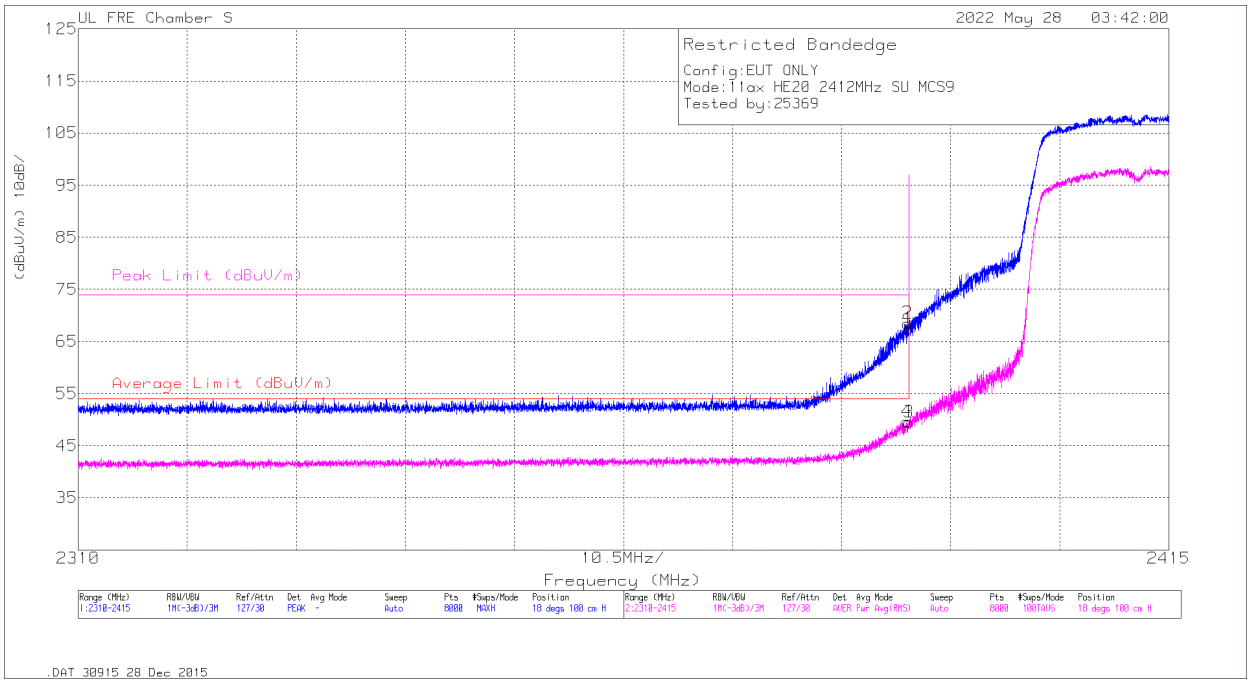

Marker	Frequency (MHz)	Meter Reading (dBuV)	Det	AF 206807 (dB/m)	Amp/Cbl/Fltr/Pad (dB)	DC Corr (dB)	Corrected Reading (dBuV/m)	Average Limit (dBuV/m)	Margin (dB)	Peak Limit (dBuV/m)	PK Margin (dB)	Azimuth (Degs)	Height (cm)	Polarity
4	2389.773	52.17	RMS	32.2	-35.2	.5	49.67	54	-4.33	-	-	18	100	H
2	2389.878	71.51	Pk	32.2	-35.2	0	68.51	-	-	74	-5.49	18	100	H
1	2390	70.45	Pk	32.2	-35.2	0	67.45	-	-	74	-6.55	18	100	H
3	2390	51.98	RMS	32.2	-35.2	.5	49.48	54	-4.52	-	-	18	100	H

Pk - Peak detector
RMS - RMS detection

UL LLC.
47173 Benicia Street, Fremont, CA 94538; USA. TEL:(510) 319-4000 FAX:(510) 661-0888
This report shall not be reproduced except in full, without the written approval of UL LLC.

VERTICAL RESULT

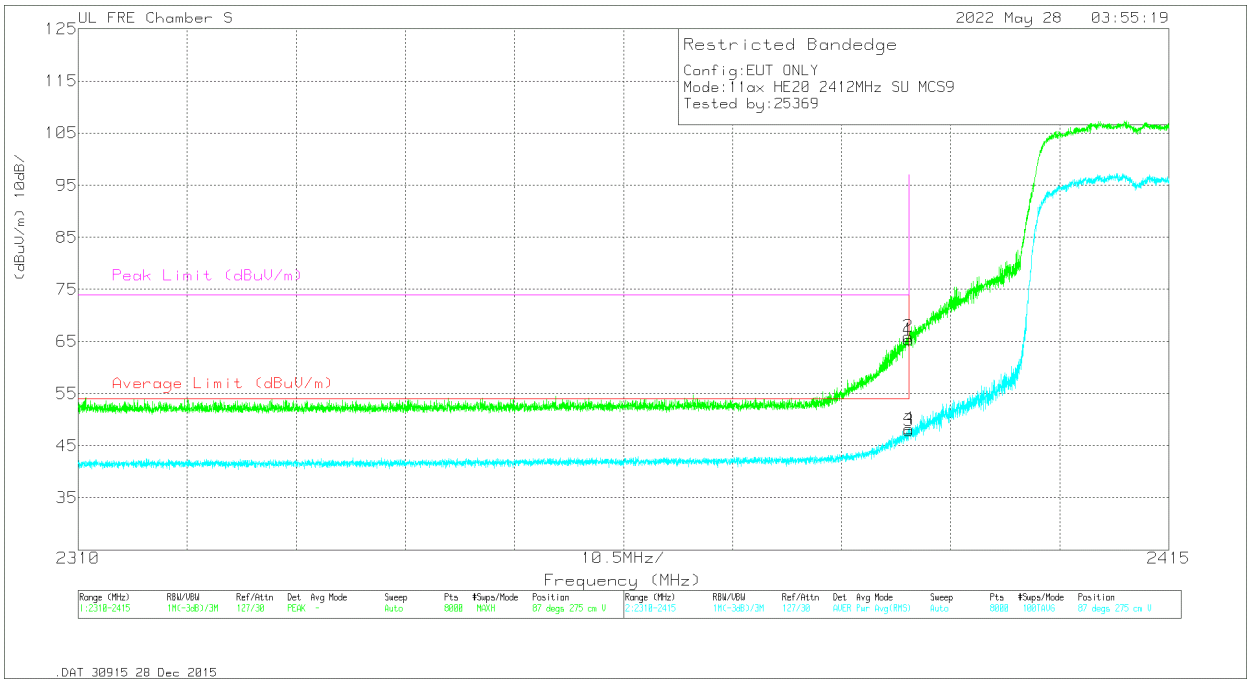

Marker	Frequency (MHz)	Meter Reading (dBuV)	Det	AF 206807 (dB/m)	Amp/Cbl/Fltr/Pad (dB)	DC Corr (dB)	Corrected Reading (dBuV/m)	Average Limit (dBuV/m)	Margin (dB)	Peak Limit (dBuV/m)	PK Margin (dB)	Azimuth (Degs)	Height (cm)	Polarity
2	2389.943	69	Pk	32.2	-35.2	0	66	-	-	74	-8	87	275	V
4	2389.996	50.81	RMS	32.2	-35.2	.5	48.31	54	-5.69	-	-	87	275	V
1	2390	68.35	Pk	32.2	-35.2	0	65.35	-	-	74	-8.65	87	275	V
3	2390	50.44	RMS	32.2	-35.2	.5	47.94	54	-6.06	-	-	87	275	V

Pk - Peak detector
RMS - RMS detection

UL LLC.
47173 Benicia Street, Fremont, CA 94538; USA. TEL:(510) 319-4000 FAX:(510) 661-0888
This report shall not be reproduced except in full, without the written approval of UL LLC.

BANDEDGE (LOW CHANNEL, CH 2)

HORIZONTAL RESULT

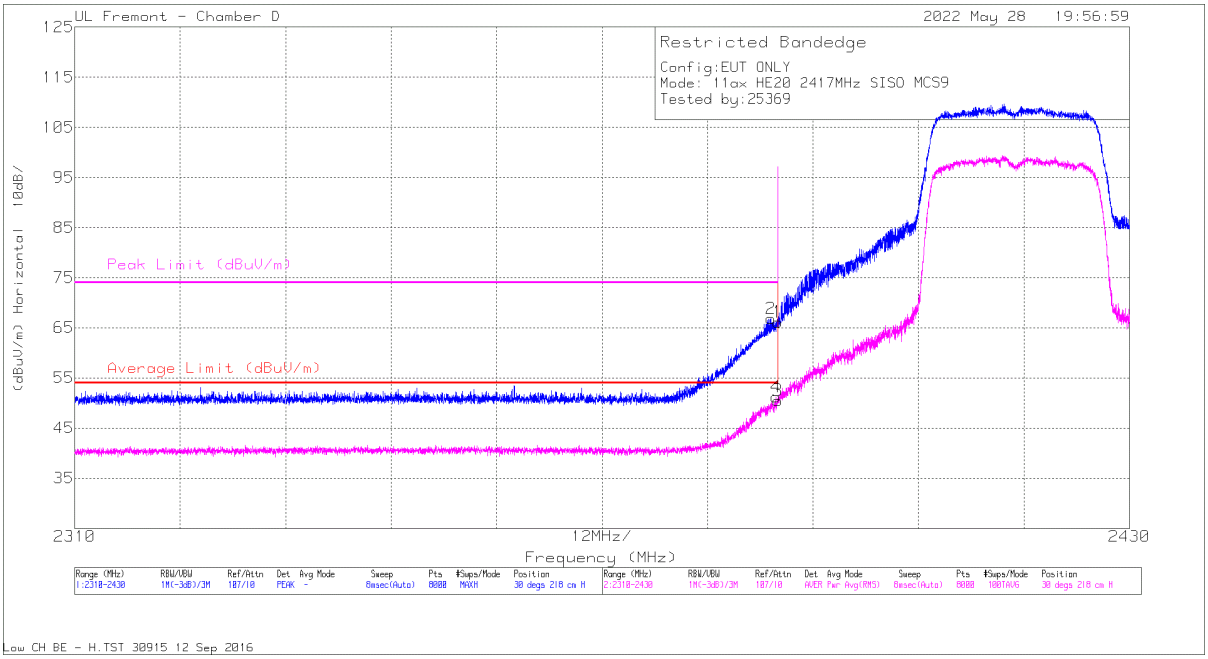

Marker	Frequency (MHz)	Meter Reading (dBuV)	Det	200786 ACF (dB/m)	Amp/Cbl/Fltr/Pad (dB)	DC Corr (dB)	Corrected Reading (dBuV/m)	Average Limit (dBuV/m)	Margin (dB)	Peak Limit (dBuV/m)	PK Margin (dB)	Azimuth (Degs)	Height (cm)	Polarity
1	* 2390	54.77	Pk	32.1	-20.7	0	66.17	-	-	74	-7.83	30	218	H
2	* 2389.19	55.47	Pk	32.1	-20.7	0	66.87	-	-	74	-7.13	30	218	H
3	* 2390	38.64	RMS	32.1	-20.7	.5	50.54	54	-3.46	-	-	30	218	H
4	* 2389.75	39.34	RMS	32.1	-20.7	.5	51.24	54	-2.76	-	-	30	218	H

* - indicates frequency in CFR47 Pt 15 / IC RSS-Restricted Band
Pk - Peak detector
RMS - RMS detection

UL LLC.
47173 Benicia Street, Fremont, CA 94538; USA. TEL:(510) 319-4000 FAX:(510) 661-0888
This report shall not be reproduced except in full, without the written approval of UL LLC.

VERTICAL RESULT

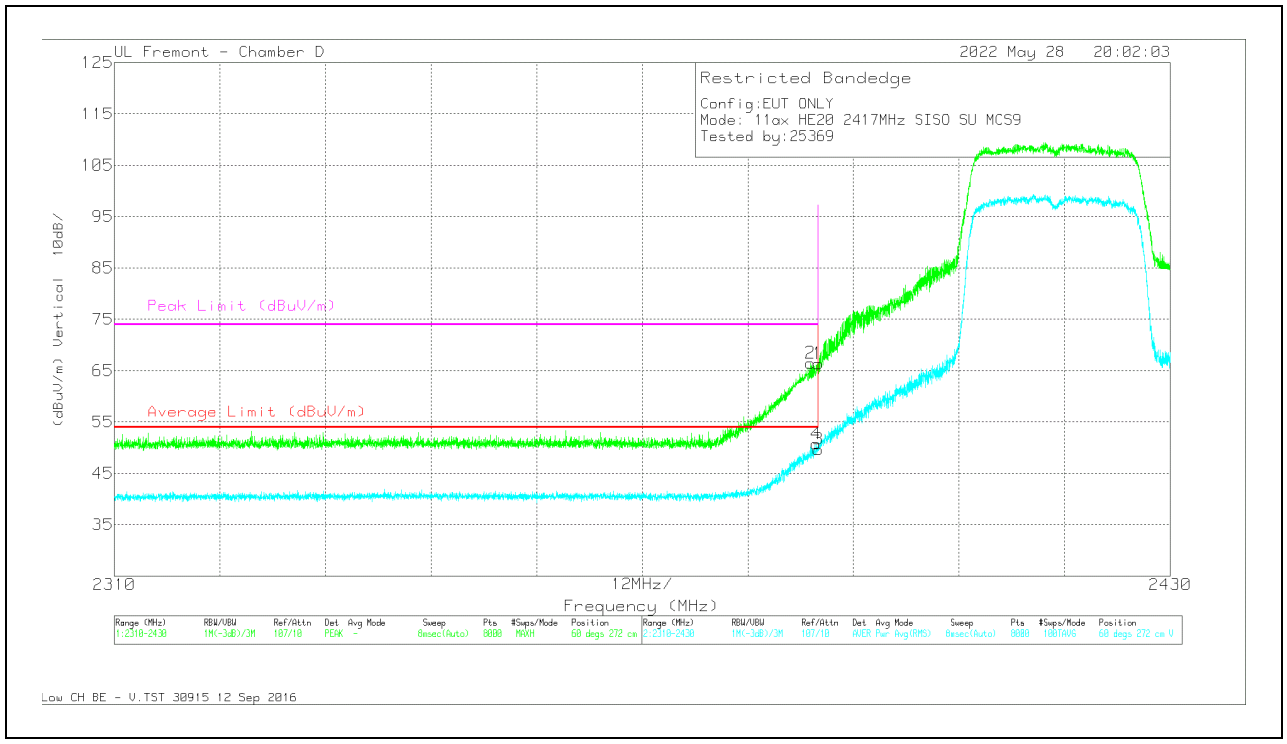

Marker	Frequency (MHz)	Meter Reading (dBuV)	Det	200786 ACF (dB/m)	Amp/Cbl/Fltr/Pad (dB)	DC Corr (dB)	Corrected Reading (dBuV/m)	Average Limit (dBuV/m)	Margin (dB)	Peak Limit (dBuV/m)	PK Margin (dB)	Azimuth (Degs)	Height (cm)	Polarity
1	* 2390	54.95	Pk	32.1	-20.7	0	66.35	-	-	74	-7.65	60	272	V
2	* 2389.13	55.07	Pk	32.1	-20.7	0	66.47	-	-	74	-7.53	60	272	V
3	* 2390	37.81	RMS	32.1	-20.7	.5	49.71	54	-4.29	-	-	60	272	V
4	* 2389.73	38.82	RMS	32.1	-20.7	.5	50.72	54	-3.28	-	-	60	272	V

* - indicates frequency in CFR47 Pt 15 / IC RSS-Restricted Band
Pk - Peak detector
RMS - RMS detection

UL LLC.
47173 Benicia Street, Fremont, CA 94538; USA. TEL:(510) 319-4000 FAX:(510) 661-0888
This report shall not be reproduced except in full, without the written approval of UL LLC.

BANDEDGE (LOW CHANNEL, CH 3)

HORIZONTAL RESULT

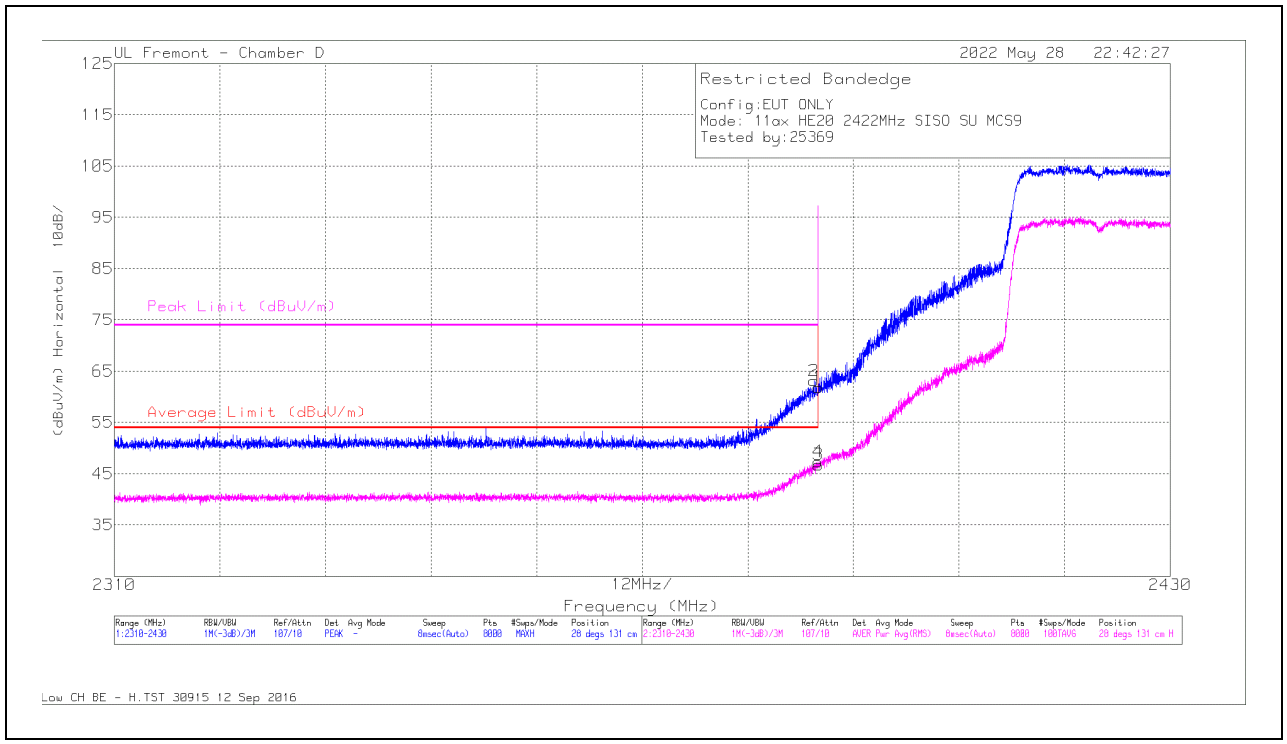

Marker	Frequency (MHz)	Meter Reading (dBuV)	Det	200786 ACF (dB/m)	Amp/Cbl/Fltr/Pad (dB)	DC Corr (dB)	Corrected Reading (dBuV/m)	Average Limit (dBuV/m)	Margin (dB)	Peak Limit (dBuV/m)	PK Margin (dB)	Azimuth (Degs)	Height (cm)	Polarity
1	* 2390	50.4	Pk	32.1	-20.7	0	61.8	-	-	74	-12.2	28	131	H
2	* 2389.51	51.71	Pk	32.1	-20.7	0	63.11	-	-	74	-10.89	28	131	H
3	* 2390	34.86	RMS	32.1	-20.7	.5	46.76	54	-7.24	-	-	28	131	H
4	* 2389.97	35.44	RMS	32.1	-20.7	.5	47.34	54	-6.66	-	-	28	131	H

* - indicates frequency in CFR47 Pt 15 / IC RSS-Restricted Band
Pk - Peak detector
RMS - RMS detection

UL LLC.
47173 Benicia Street, Fremont, CA 94538; USA. TEL:(510) 319-4000 FAX:(510) 661-0888
This report shall not be reproduced except in full, without the written approval of UL LLC.

VERTICAL RESULT

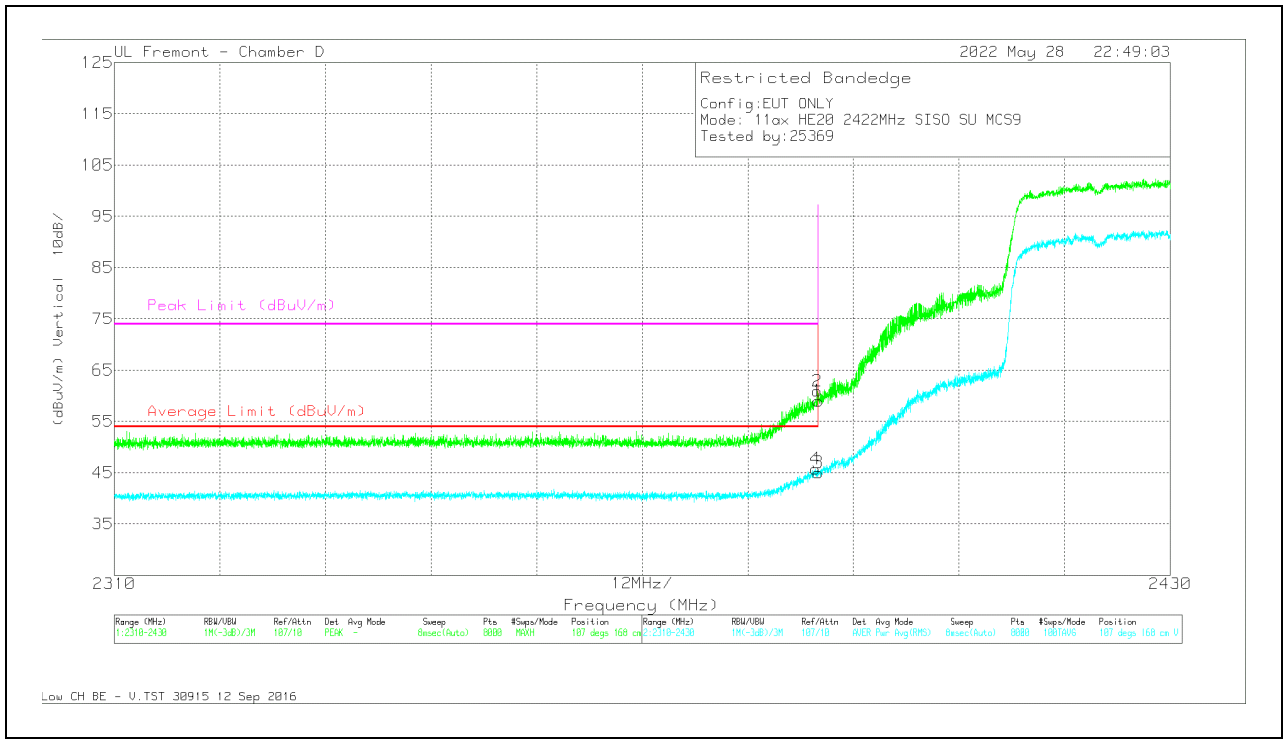

Marker	Frequency (MHz)	Meter Reading (dBuV)	Det	200786 ACF (dB/m)	Amp/Cbl/Fltr/Pad (dB)	DC Corr (dB)	Corrected Reading (dBuV/m)	Average Limit (dBuV/m)	Margin (dB)	Peak Limit (dBuV/m)	PK Margin (dB)	Azimuth (Degs)	Height (cm)	Polarity
1	* 2390	47.61	Pk	32.1	-20.7	0	59.01	-	-	74	-14.99	107	168	V
2	* 2389.87	49.5	Pk	32.1	-20.7	0	60.9	-	-	74	-13.1	107	168	V
3	* 2390	33.13	RMS	32.1	-20.7	.5	45.03	54	-8.97	-	-	107	168	V
4	* 2389.70	33.85	RMS	32.1	-20.7	.5	45.75	54	-8.25	-	-	107	168	V

* - indicates frequency in CFR47 Pt 15 / IC RSS-Restricted Band
Pk - Peak detector
RMS - RMS detection

UL LLC.
47173 Benicia Street, Fremont, CA 94538; USA. TEL:(510) 319-4000 FAX:(510) 661-0888
This report shall not be reproduced except in full, without the written approval of UL LLC.

BANDEDGE (HIGH CHANNEL, CH 9)

HORIZONTAL RESULT

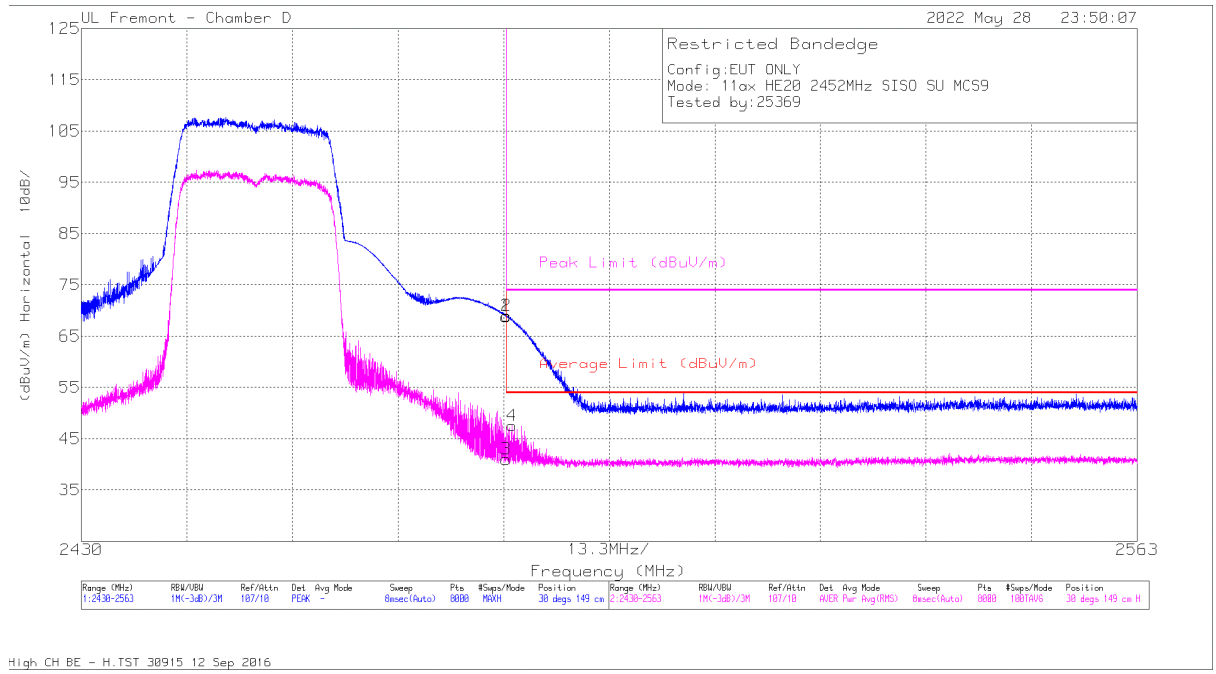

Marker	Frequency (MHz)	Meter Reading (dBuV)	Det	200786 ACF (dB/m)	Amp/Cbl/Fltr/Pad (dB)	DC Corr (dB)	Corrected Reading (dBuV/m)	Average Limit (dBuV/m)	Margin (dB)	Peak Limit (dBuV/m)	PK Margin (dB)	Azimuth (Degs)	Height (cm)	Polarity
1	* 2483.5	57.55	Pk	32	-20.7	0	68.85	-	-	74	-5.15	30	149	H
2	* 2483.53	57.69	Pk	32	-20.7	0	68.99	-	-	74	-5.01	30	149	H
3	* 2483.5	29.21	RMS	32	-20.7	.5	41.01	54	-12.99	-	-	30	149	H
4	* 2484.27	35.74	RMS	32	-20.7	.5	47.54	54	-6.46	-	-	30	149	H

* - indicates frequency in CFR47 Pt 15 / IC RSS-Restricted Band
Pk - Peak detector
RMS - RMS detection

UL LLC.
47173 Benicia Street, Fremont, CA 94538; USA. TEL:(510) 319-4000 FAX:(510) 661-0888
This report shall not be reproduced except in full, without the written approval of UL LLC.

VERTICAL RESULT

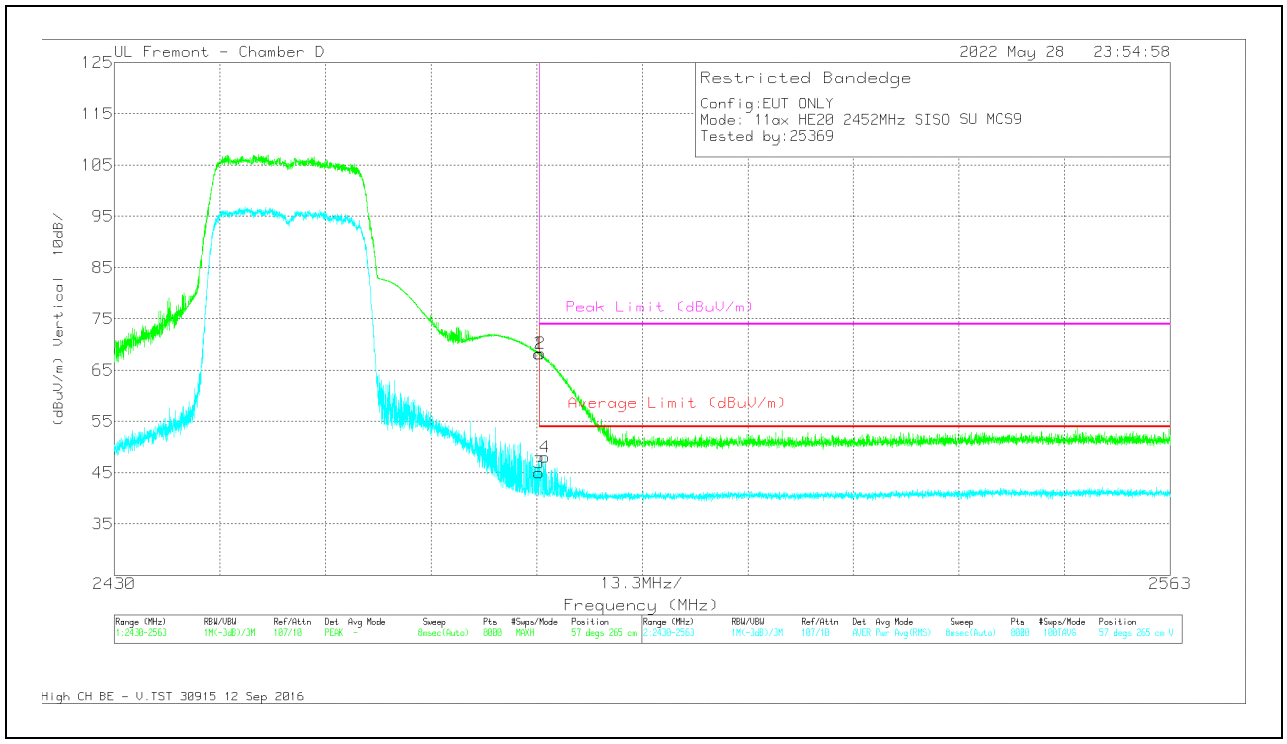

Marker	Frequency (MHz)	Meter Reading (dBuV)	Det	200786 ACF (dB/m)	Amp/Cbl/Fltr/Pad (dB)	DC Corr (dB)	Corrected Reading (dBuV/m)	Average Limit (dBuV/m)	Margin (dB)	Peak Limit (dBuV/m)	PK Margin (dB)	Azimuth (Degs)	Height (cm)	Polarity
1	* 2483.5	56.86	Pk	32	-20.7	0	68.16	-	-	74	-5.84	57	265	V
2	* 2483.65	56.95	Pk	32	-20.7	0	68.25	-	-	74	-5.75	57	265	V
3	* 2483.5	33.2	RMS	32	-20.7	.5	45.00	54	-9.00	-	-	57	265	V
4	* 2484.27	36.25	RMS	32	-20.7	.5	48.05	54	-5.95	-	-	57	265	V

* - indicates frequency in CFR47 Pt 15 / IC RSS-Restricted Band
Pk - Peak detector
RMS - RMS detection

UL LLC.
47173 Benicia Street, Fremont, CA 94538; USA. TEL:(510) 319-4000 FAX:(510) 661-0888
This report shall not be reproduced except in full, without the written approval of UL LLC.

BANDEDGE (HIGH CHANNEL, CH 10)

HORIZONTAL RESULT

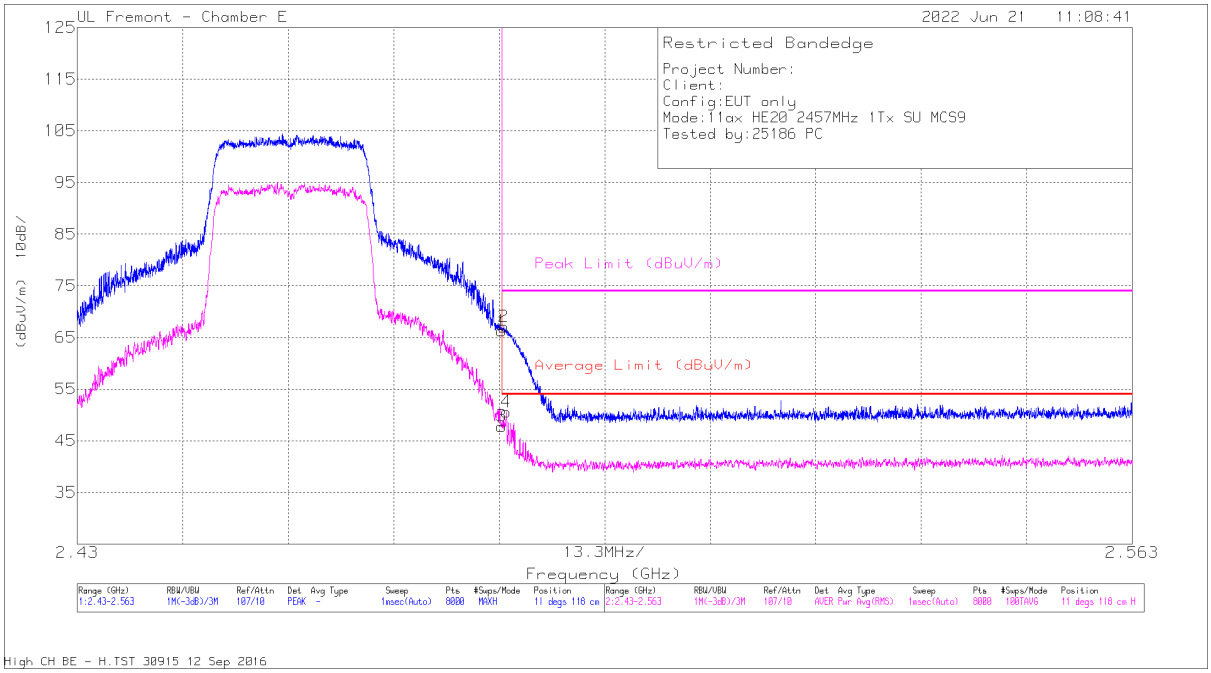

Marker	Frequency (GHz)	Meter Reading (dBuV)	Det	200897 ACF (dB/m)	Amp/Cbl/Pad (dB)	DC Corr (dB)	Corrected Reading (dBuV/m)	Average Limit (dBuV/m)	Margin (dB)	Peak Limit (dBuV/m)	PK Margin (dB)	Azimuth (Degs)	Height (cm)	Polarity
1	* 2.4835	60.37	Pk	31.8	-25.9	0	66.27	-	-	74	-7.73	11	118	H
2	* 2.48375	61.18	Pk	31.9	-26	0	67.08	-	-	74	-6.92	11	118	H
3	* 2.4835	41.43	RMS	31.8	-25.9	.5	47.83	54	-6.17	-	-	11	118	H
4	* 2.48408	44.19	RMS	31.9	-26	.5	50.59	54	-3.41	-	-	11	118	H

* - indicates frequency in CFR47 Pt 15 / IC RSS-Restricted Band
Pk - Peak detector
RMS - RMS detection

UL LLC.
47173 Benicia Street, Fremont, CA 94538; USA. TEL:(510) 319-4000 FAX:(510) 661-0888
This report shall not be reproduced except in full, without the written approval of UL LLC.

VERTICAL RESULT

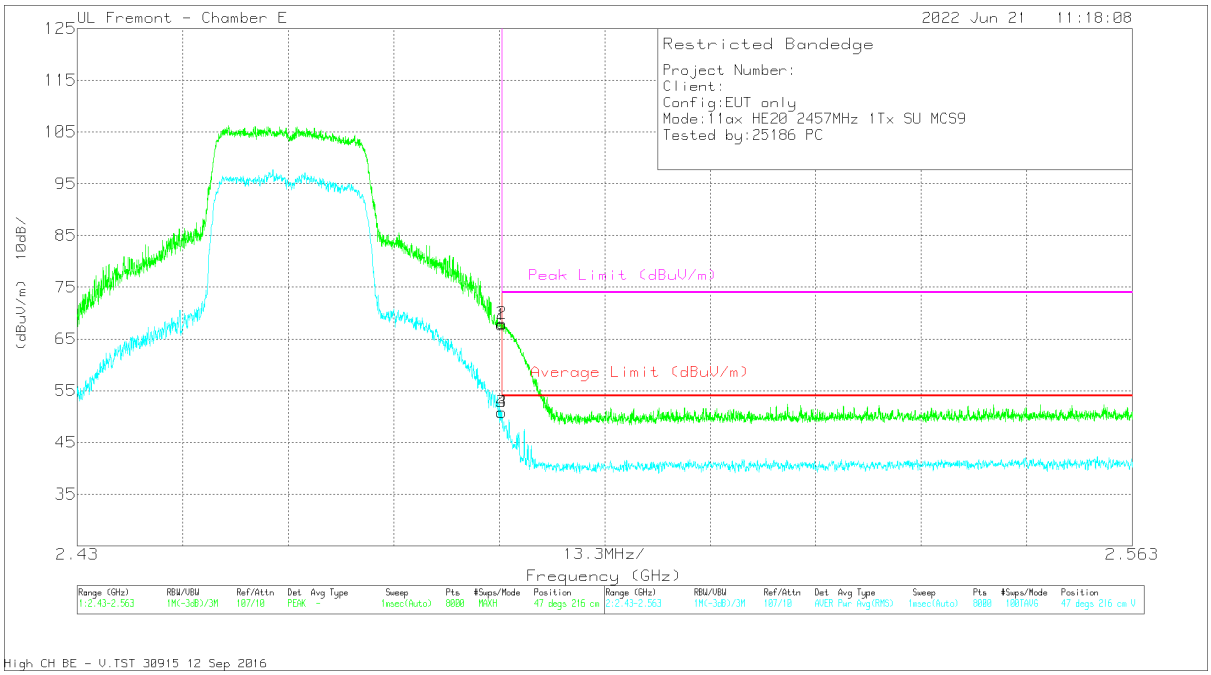

Marker	Frequency (GHz)	Meter Reading (dBuV)	Det	200897 ACF (dB/m)	Amp/Cbl/Pad (dB)	DC Corr (dB)	Corrected Reading (dBuV/m)	Average Limit (dBuV/m)	Margin (dB)	Peak Limit (dBuV/m)	PK Margin (dB)	Azimuth (Degs)	Height (cm)	Polarity
1	* 2.4835	61.82	Pk	31.8	-25.9	0	67.72	-	-	74	-6.28	47	216	V
2	* 2.48352	62.13	Pk	31.8	-25.9	0	68.03	-	-	74	-5.97	47	216	V
3	* 2.4835	44.47	RMS	31.8	-25.9	.5	50.87	54	-3.13	-	-	47	216	V
4	* 2.48350	44.48	RMS	31.8	-25.9	.5	50.88	54	-3.12	-	-	47	216	V

* - indicates frequency in CFR47 Pt 15 / IC RSS-Restricted Band
Pk - Peak detector
RMS - RMS detection

UL LLC.
47173 Benicia Street, Fremont, CA 94538; USA. TEL:(510) 319-4000 FAX:(510) 661-0888
This report shall not be reproduced except in full, without the written approval of UL LLC.

BANDEDGE (HIGH CHANNEL, CH 11)

HORIZONTAL RESULT

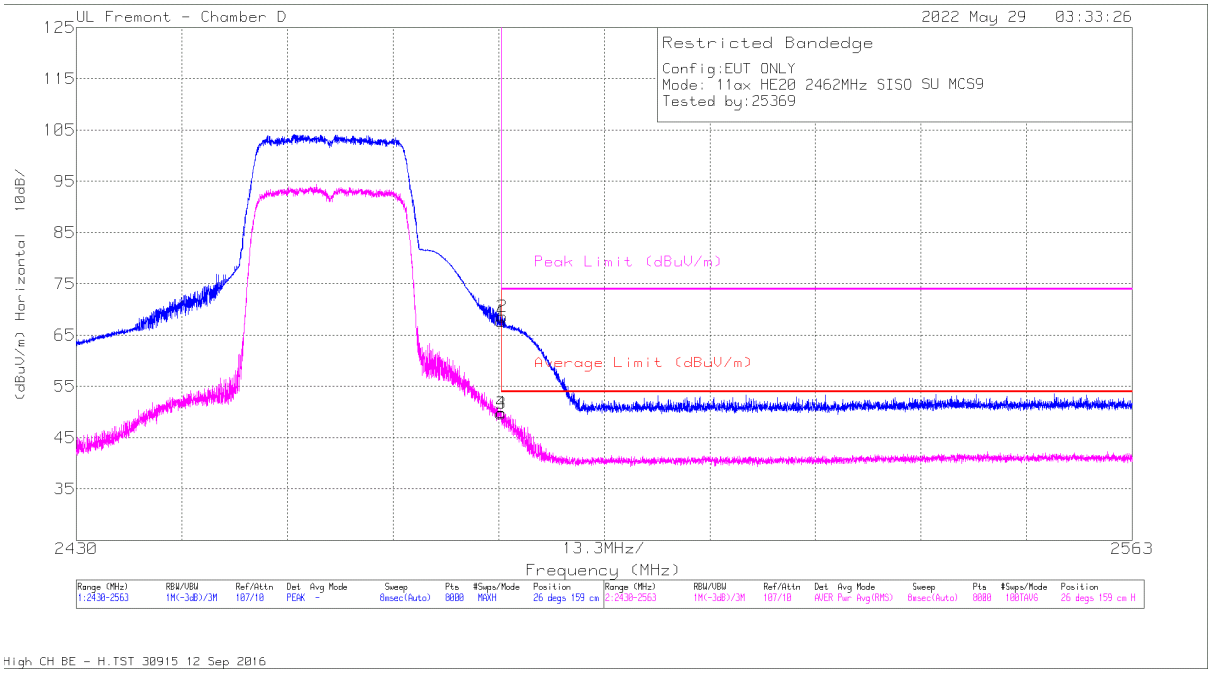

Marker	Frequency (MHz)	Meter Reading (dBuV)	Det	200786 ACF (dB/m)	Amp/Cbl/Fltr/Pad (dB)	DC Corr (dB)	Corrected Reading (dBuV/m)	Average Limit (dBuV/m)	Margin (dB)	Peak Limit (dBuV/m)	PK Margin (dB)	Azimuth (Degs)	Height (cm)	Polarity
1	* 2483.5	56.41	Pk	32	-20.7	0	67.71	-	-	74	-6.29	26	159	H
2	* 2483.655	57.31	Pk	32	-20.7	0	68.61	-	-	74	-5.39	26	159	H
3	* 2483.5	37.93	RMS	32	-20.7	.5	49.73	54	-4.27	-	-	26	159	H
4	* 2483.556	38.09	RMS	32	-20.7	.5	49.89	54	-4.11	-	-	26	159	H

* - indicates frequency in CFR47 Pt 15 / IC RSS-Restricted Band
Pk - Peak detector
RMS - RMS detection

UL LLC.
47173 Benicia Street, Fremont, CA 94538; USA. TEL:(510) 319-4000 FAX:(510) 661-0888
This report shall not be reproduced except in full, without the written approval of UL LLC.

VERTICAL RESULT

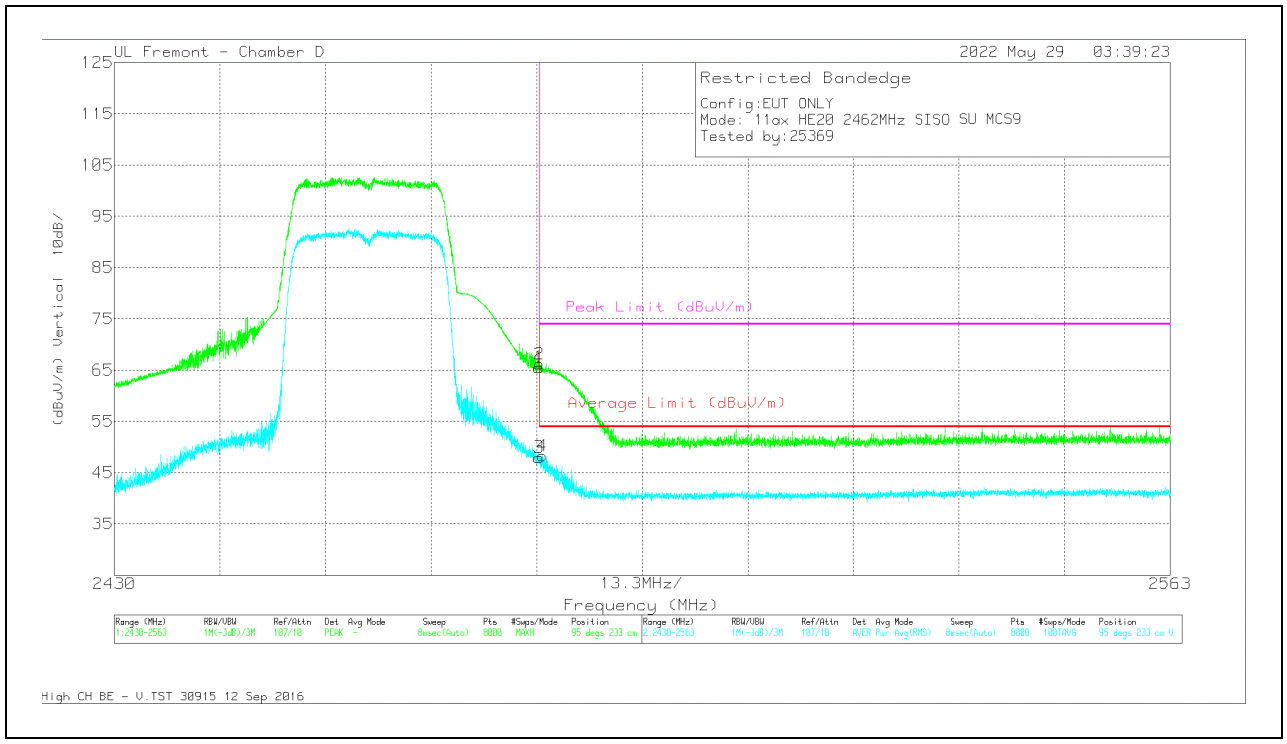

Marker	Frequency (MHz)	Meter Reading (dBuV)	Det	200786 ACF (dB/m)	Amp/Cbl/Fltr/Pad (dB)	DC Corr (dB)	Corrected Reading (dBuV/m)	Average Limit (dBuV/m)	Margin (dB)	Peak Limit (dBuV/m)	PK Margin (dB)	Azimuth (Degs)	Height (cm)	Polarity
1	* 2483.5	54.18	Pk	32	-20.7	0	65.48	-	-	74	-8.52	95	233	V
2	* 2483.52	54.9	Pk	32	-20.7	0	66.2	-	-	74	-7.8	95	233	V
3	* 2483.5	36.18	RMS	32	-20.7	.5	47.98	54	-6.02	-	-	95	233	V
4	* 2483.92	36.49	RMS	32	-20.7	.5	48.29	54	-5.71	-	-	95	233	V

* - indicates frequency in CFR47 Pt 15 / IC RSS-Restricted Band
Pk - Peak detector
RMS - RMS detection

UL LLC.
47173 Benicia Street, Fremont, CA 94538; USA. TEL:(510) 319-4000 FAX:(510) 661-0888
This report shall not be reproduced except in full, without the written approval of UL LLC.

BANDEDGE (HIGH CHANNEL, CH 12)

HORIZONTAL RESULT

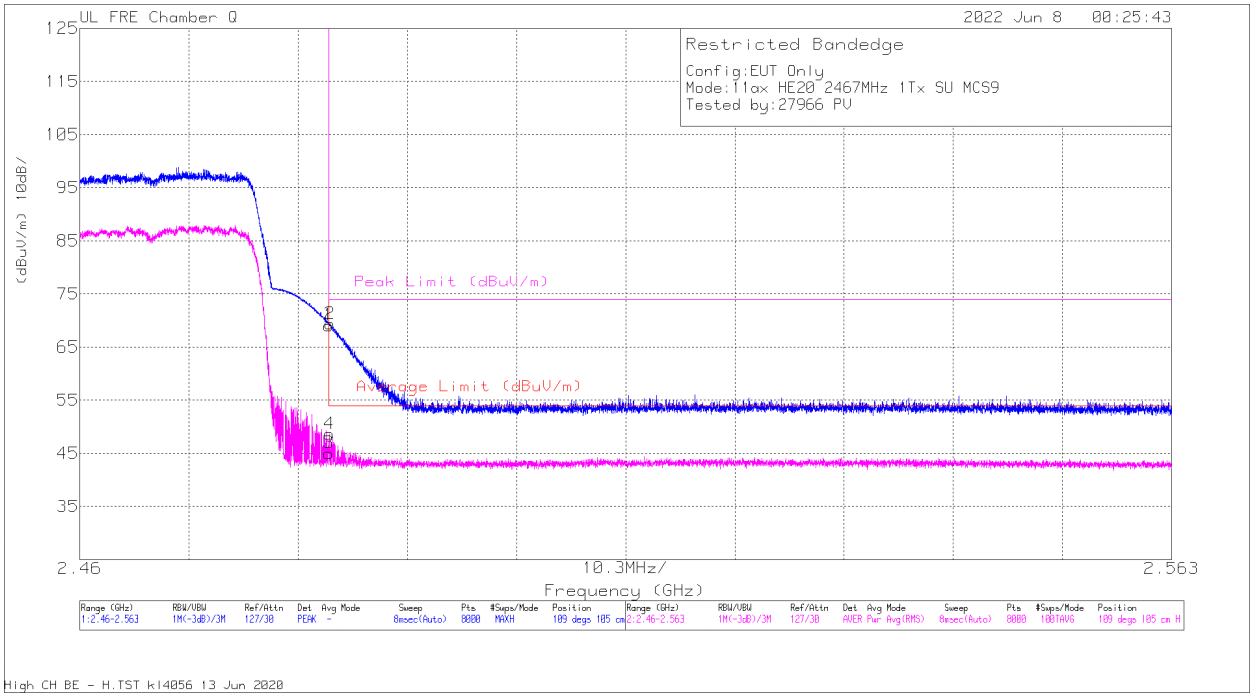

Marker	Frequency (GHz)	Meter Reading (dBuV)	Det	AF 200895 (dB/m)	Amp/Cbl/Fltr/Pad (dB)	DC Corr (dB)	Corrected Reading (dBuV/m)	Average Limit (dBuV/m)	Margin (dB)	Peak Limit (dBuV/m)	PK Margin (dB)	Azimuth (Degs)	Height (cm)	Polarity
1	2.4835	70.79	Pk	32.6	-34.3	0	69.09	-	-	74	-4.91	109	105	H
3	2.4835	46.24	RMS	32.6	-34.3	.5	45.04	54	-8.96	-	-	109	105	H
4	2.483539	49.86	RMS	32.6	-34.3	.5	48.66	54	-5.34	-	-	109	105	H
2	2.483604	71.09	Pk	32.6	-34.3	0	69.39	-	-	74	-4.61	109	105	H

Pk - Peak detector
RMS - RMS detection

UL LLC.
47173 Benicia Street, Fremont, CA 94538; USA. TEL:(510) 319-4000 FAX:(510) 661-0888
This report shall not be reproduced except in full, without the written approval of UL LLC.

VERTICAL RESULT

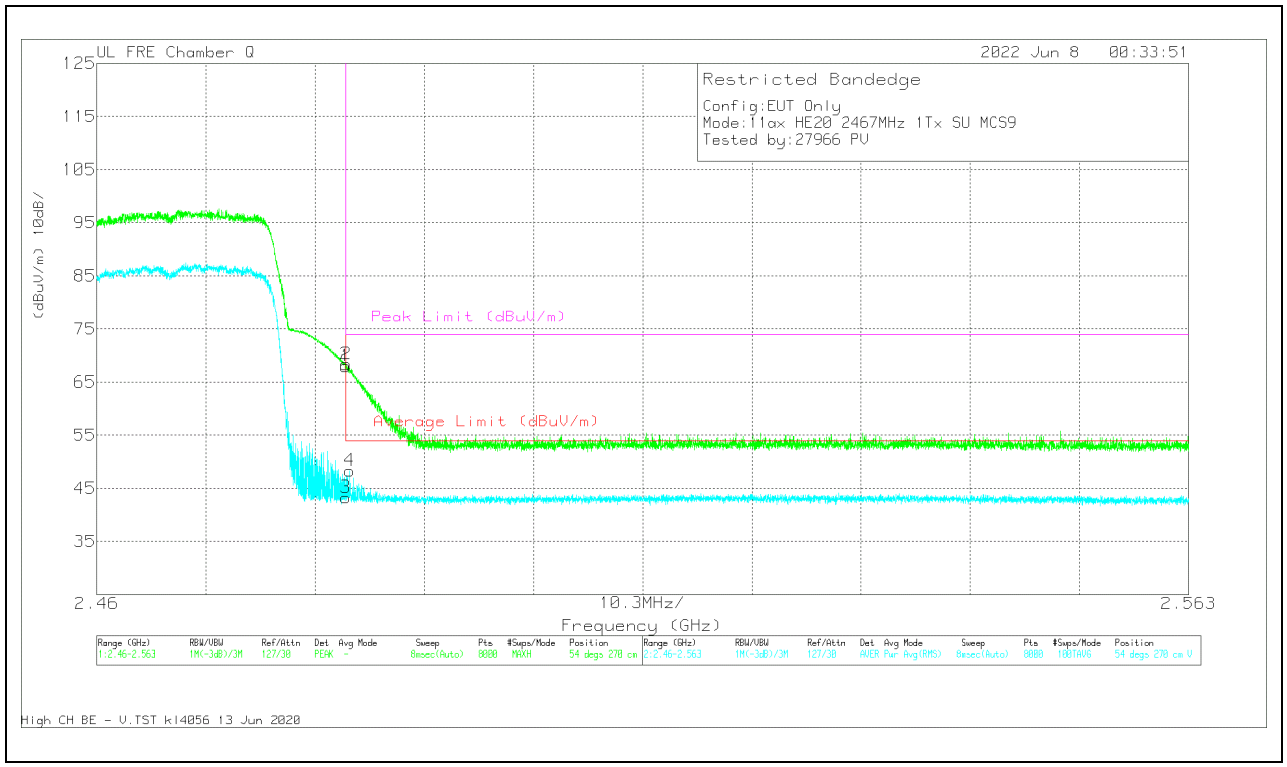

Marker	Frequency (GHz)	Meter Reading (dBuV)	Det	AF 200895 (dB/m)	Amp/Cbl/Fltr/Pad (dB)	DC Corr (dB)	Corrected Reading (dBuV/m)	Average Limit (dBuV/m)	Margin (dB)	Peak Limit (dBuV/m)	PK Margin (dB)	Azimuth (Degs)	Height (cm)	Polarity
1	*2.4835	69.7	Pk	32.6	-34.3	0	68	-	-	74	-6	54	270	V
3	*2.4835	44.47	RMS	32.6	-34.3	.5	43.27	54	-10.73	-	-	54	270	V
2	*2.483513	70.07	Pk	32.6	-34.3	0	68.37	-	-	74	-5.63	54	270	V
4	*2.483835	49.53	RMS	32.6	-34.3	.5	48.33	54	-5.67	-	-	54	270	V

* - indicates frequency in CFR47 Pt 15 / IC RSS-Restricted Band
Pk - Peak detector
RMS - RMS detection

UL LLC.
47173 Benicia Street, Fremont, CA 94538; USA. TEL:(510) 319-4000 FAX:(510) 661-0888
This report shall not be reproduced except in full, without the written approval of UL LLC.

BANDEDGE (HIGH CHANNEL, CH 13)

HORIZONTAL RESULT

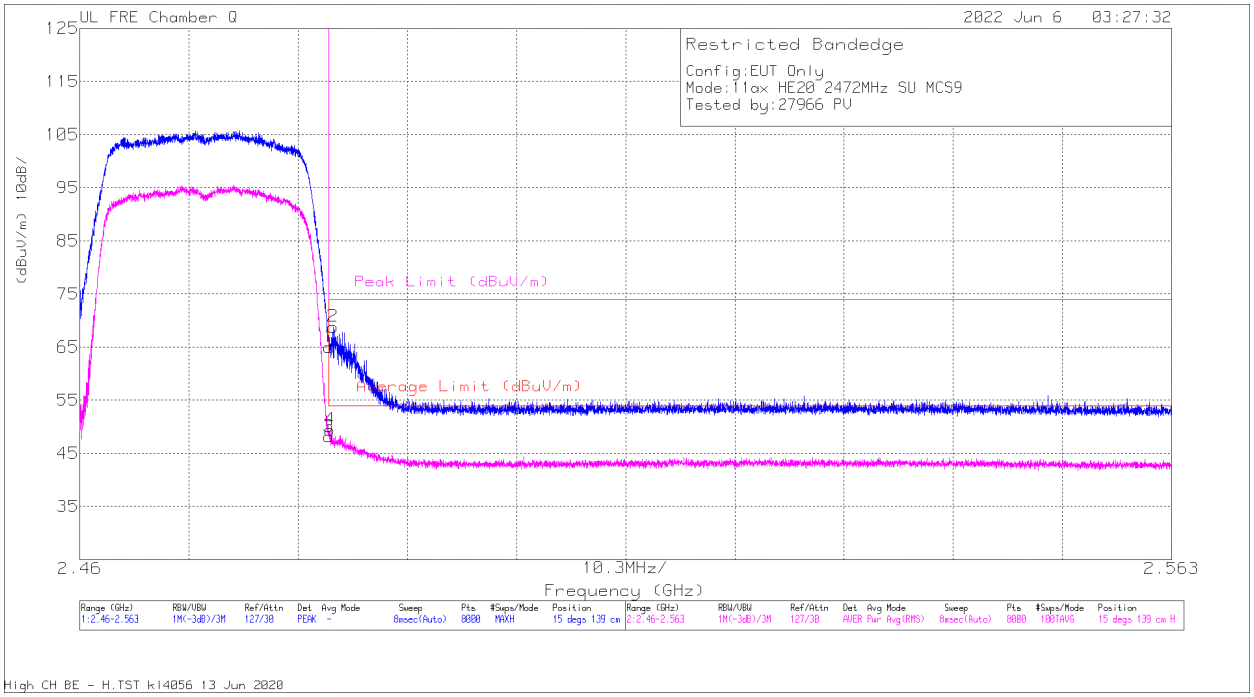

Marker	Frequency (GHz)	Meter Reading (dBuV)	Det	AF 200895 (dB/m)	Amp/Cbl/Fltr/Pad (dB)	DC Corr (dB)	Corrected Reading (dBuV/m)	Average Limit (dBuV/m)	Margin (dB)	Peak Limit (dBuV/m)	PK Margin (dB)	Azimuth (Degs)	Height (cm)	Polarity
1	2.4835	66.74	Pk	32.6	-34.3	0	65.04	-	-	74	-8.96	15	139	H
3	2.4835	49.35	RMS	32.6	-34.3	.5	48.15	54	-5.85	-	-	15	139	H
4	2.483591	50.62	RMS	32.6	-34.3	.5	49.42	54	-4.58	-	-	15	139	H
2	2.483887	70.54	Pk	32.6	-34.3	0	68.84	-	-	74	-5.16	15	139	H

Pk - Peak detector
RMS - RMS detection

UL LLC.
47173 Benicia Street, Fremont, CA 94538; USA. TEL:(510) 319-4000 FAX:(510) 661-0888
This report shall not be reproduced except in full, without the written approval of UL LLC.

VERTICAL RESULT

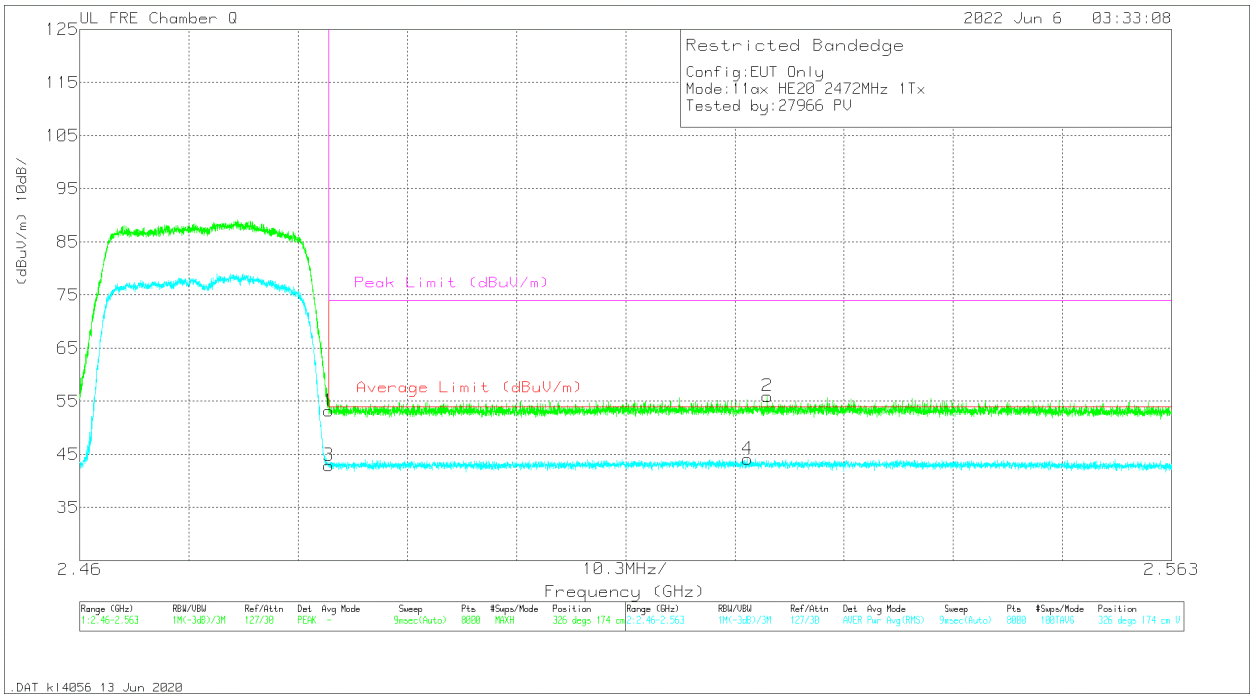

Marker	Frequency (GHz)	Meter Reading (dBuV)	Det	AF 200895 (dB/m)	Amp/Cbl/Fltr/Pad (dB)	DC Corr (dB)	Corrected Reading (dBuV/m)	Average Limit (dBuV/m)	Margin (dB)	Peak Limit (dBuV/m)	PK Margin (dB)	Azimuth (Degs)	Height (cm)	Polarity
1	2.4835	54.89	Pk	32.6	-34.3	0	53.19	-	-	74	-20.81	326	174	V
3	2.4835	44.14	RMS	32.6	-34.3	.5	42.94	54	-11.06	-	-	326	174	V
4	2.523007	44.94	RMS	32.8	-34.1	.5	44.14	54	-9.86	-	-	326	174	V
2	2.524861	57.25	Pk	32.8	-34.1	0	55.95	-	-	74	-18.05	326	174	V

Pk - Peak detector
RMS - RMS detection

UL LLC.
47173 Benicia Street, Fremont, CA 94538; USA. TEL:(510) 319-4000 FAX:(510) 661-0888
This report shall not be reproduced except in full, without the written approval of UL LLC.

1TX ANT 3 MODE: 26-Tones, RU Index 0

BANDEDGE (LOW CHANNEL, CH 1)

HORIZONTAL RESULT

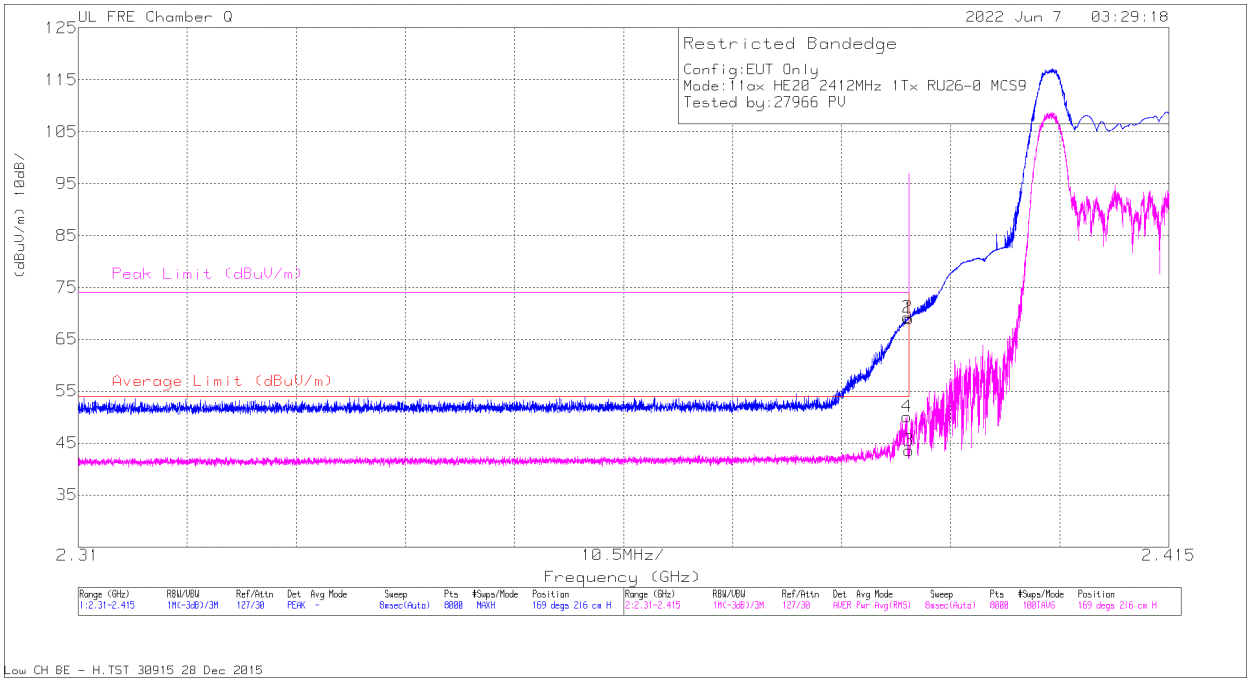

Marker	Frequency (GHz)	Meter Reading (dBuV)	Det	AF 200895 (dB/m)	Amp/Cbl/Fltr/Pad (dB)	DC Corr (dB)	Corrected Reading (dBuV/m)	Average Limit (dBuV/m)	Margin (dB)	Peak Limit (dBuV/m)	PK Margin (dB)	Azimuth (Degs)	Height (cm)	Polarity
4	*2.389786	52.01	RMS	31.9	-34.3	.5	50.11	54	-3.89	-	-	169	216	H
2	*2.389852	71.65	Pk	31.9	-34.3	0	69.25	-	-	74	-4.75	169	216	H
1	*2.39	71.43	Pk	31.9	-34.3	0	69.03	-	-	74	-4.97	169	216	H
3	*2.39	45.55	RMS	31.9	-34.3	.5	43.65	54	-10.35	-	-	169	216	H

* - indicates frequency in CFR47 Pt 15 / IC RSS-Restricted Band
Pk - Peak detector
RMS - RMS detection

UL LLC.
47173 Benicia Street, Fremont, CA 94538; USA. TEL:(510) 319-4000 FAX:(510) 661-0888
This report shall not be reproduced except in full, without the written approval of UL LLC.

VERTICAL RESULT

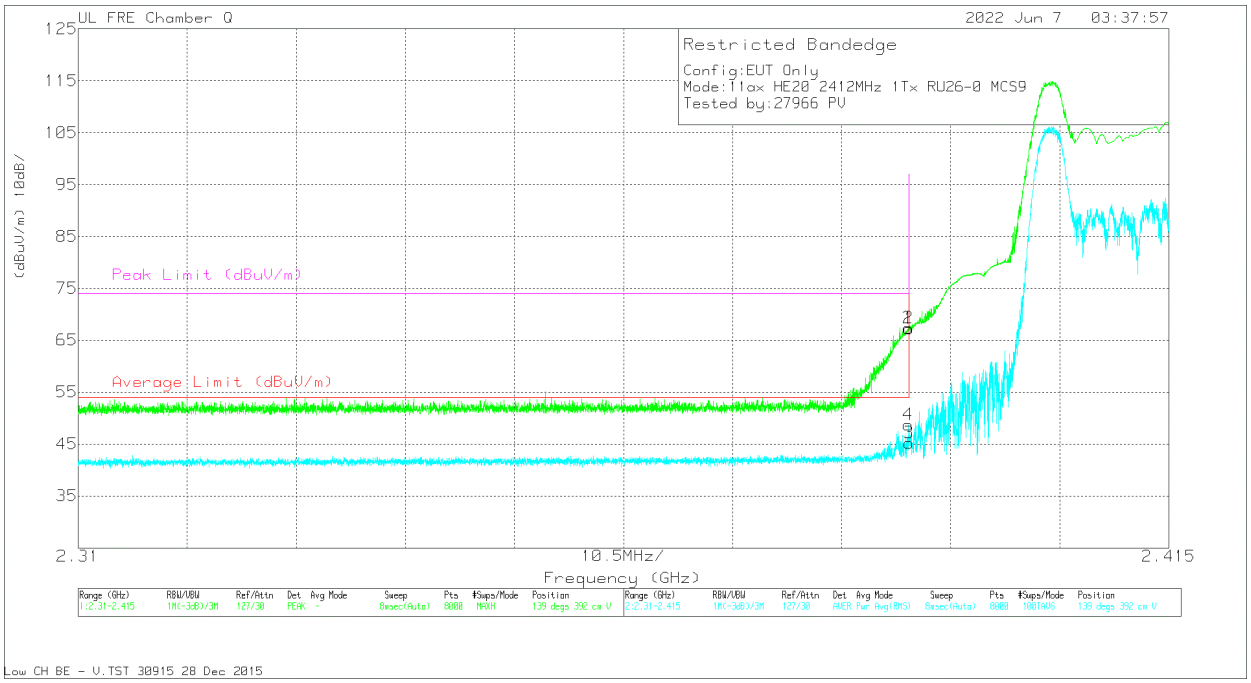

Marker	Frequency (GHz)	Meter Reading (dBuV)	Det	AF 200895 (dB/m)	Amp/Cbl/Fltr/Pad (dB)	DC Corr (dB)	Corrected Reading (dBuV/m)	Average Limit (dBuV/m)	Margin (dB)	Peak Limit (dBuV/m)	PK Margin (dB)	Azimuth (Degs)	Height (cm)	Polarity
2	2.389917	69.81	Pk	31.9	-34.3	0	67.41	-	-	74	-6.59	139	392	V
4	2.38993	50.65	RMS	31.9	-34.3	.5	48.75	54	-5.25	-	-	139	392	V
1	2.39	69.64	Pk	31.9	-34.3	0	67.24	-	-	74	-6.76	139	392	V
3	2.39	47.14	RMS	31.9	-34.3	.5	45.24	54	-8.76	-	-	139	392	V

Pk - Peak detector
RMS - RMS detection

UL LLC.
47173 Benicia Street, Fremont, CA 94538; USA. TEL:(510) 319-4000 FAX:(510) 661-0888
This report shall not be reproduced except in full, without the written approval of UL LLC.

BANDEDGE (LOW CHANNEL, CH 2)

HORIZONTAL RESULT

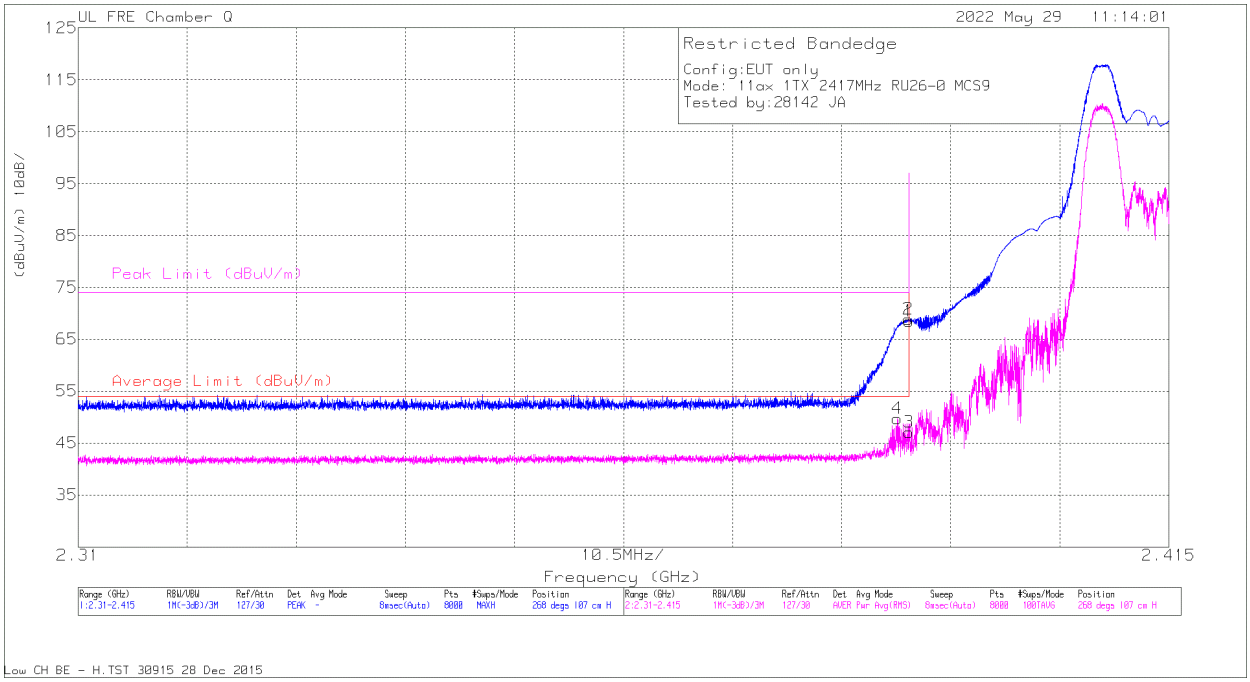

Marker	Frequency (GHz)	Meter Reading (dBuV)	Det	AF 200895 (dB/m)	Amp/Cbl/Fltr/Pad (dB)	DC Corr (dB)	Corrected Reading (dBuV/m)	Average Limit (dBuV/m)	Margin (dB)	Peak Limit (dBuV/m)	PK Margin (dB)	Azimuth (Degs)	Height (cm)	Polarity
4	2.38888	51.67	RMS	31.9	-34.4	.5	49.67	54	-4.33	-	-	268	107	H
2	2.389891	71.25	Pk	31.9	-34.3	0	68.85	-	-	74	-5.15	268	107	H
1	2.39	70.89	Pk	31.9	-34.3	0	68.49	-	-	74	-5.51	268	107	H
3	2.39	48.96	RMS	31.9	-34.3	.5	47.06	54	-6.94	-	-	268	107	H

Pk - Peak detector
RMS - RMS detection

UL LLC.
47173 Benicia Street, Fremont, CA 94538; USA. TEL:(510) 319-4000 FAX:(510) 661-0888
This report shall not be reproduced except in full, without the written approval of UL LLC.

VERTICAL RESULT

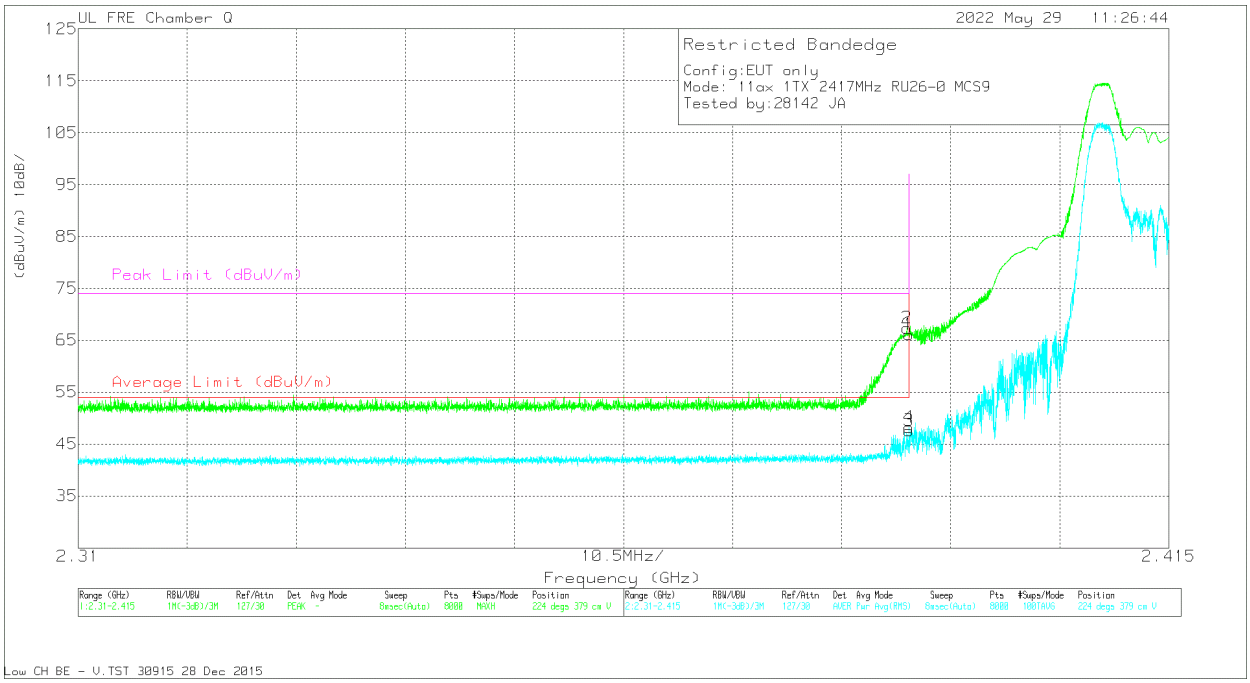

Marker	Frequency (GHz)	Meter Reading (dBuV)	Det	AF 200895 (dB/m)	Amp/Cbl/Fltr/Pad (dB)	DC Corr (dB)	Corrected Reading (dBuV/m)	Average Limit (dBuV/m)	Margin (dB)	Peak Limit (dBuV/m)	PK Margin (dB)	Azimuth (Degs)	Height (cm)	Polarity
2	2.389773	69.77	Pk	31.9	-34.3	0	67.37	-	-	74	-6.63	224	379	V
4	2.389996	50.14	RMS	31.9	-34.3	.5	48.24	54	-5.76	-	-	224	379	V
1	2.39	68.48	Pk	31.9	-34.3	0	66.08	-	-	74	-7.92	224	379	V
3	2.39	49.54	RMS	31.9	-34.3	.5	47.64	54	-6.36	-	-	224	379	V

Pk - Peak detector
RMS - RMS detection

UL LLC.
47173 Benicia Street, Fremont, CA 94538; USA. TEL:(510) 319-4000 FAX:(510) 661-0888
This report shall not be reproduced except in full, without the written approval of UL LLC.

BANDEDGE (LOW CHANNEL, CH 3)

HORIZONTAL RESULT

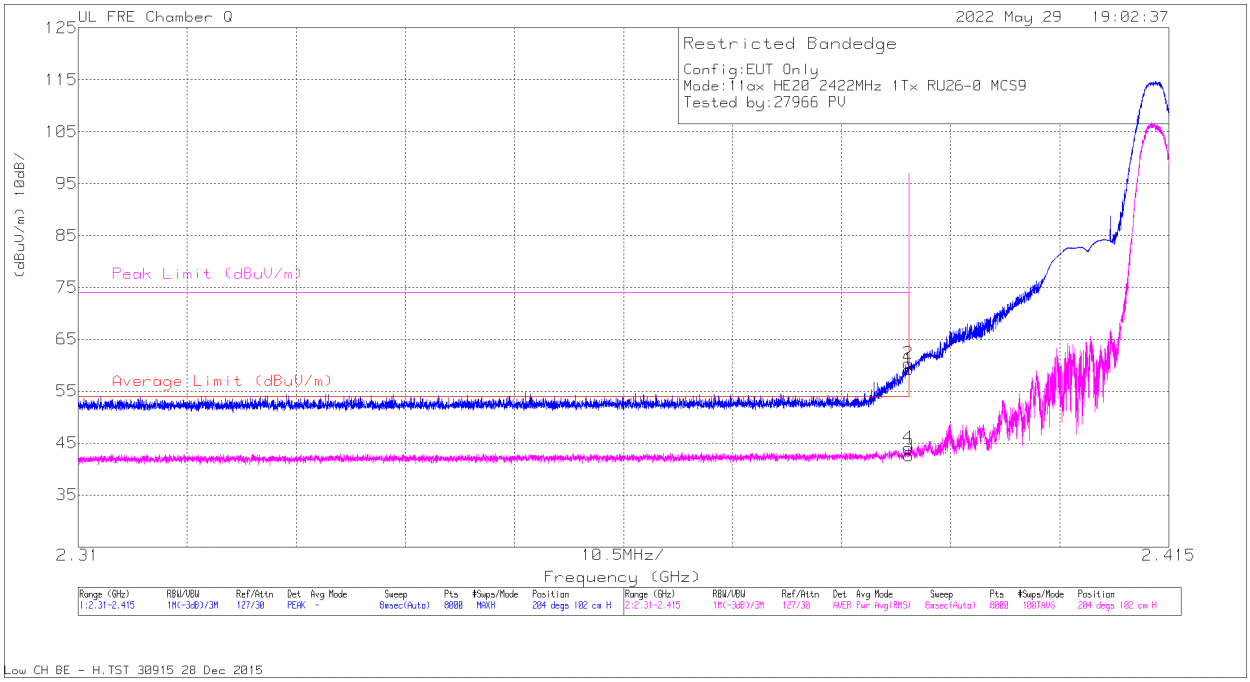

Marker	Frequency (GHz)	Meter Reading (dBuV)	Det	AF 200895 (dB/m)	Amp/Cbl/Fltr/Pad (dB)	DC Corr (dB)	Corrected Reading (dBuV/m)	Average Limit (dBuV/m)	Margin (dB)	Peak Limit (dBuV/m)	PK Margin (dB)	Azimuth (Degs)	Height (cm)	Polarity
2	2.389904	62.75	Pk	31.9	-34.3	0	60.35	-	-	74	-13.65	204	102	H
4	2.389943	45.93	RMS	31.9	-34.3	.5	44.03	54	-9.97	-	-	204	102	H
1	2.39	61.62	Pk	31.9	-34.3	0	59.22	-	-	74	-14.78	204	102	H
3	2.39	44.5	RMS	31.9	-34.3	.5	42.6	54	-11.4	-	-	204	102	H

Pk - Peak detector
RMS - RMS detection

UL LLC.
47173 Benicia Street, Fremont, CA 94538; USA. TEL:(510) 319-4000 FAX:(510) 661-0888
This report shall not be reproduced except in full, without the written approval of UL LLC.

VERTICAL RESULT

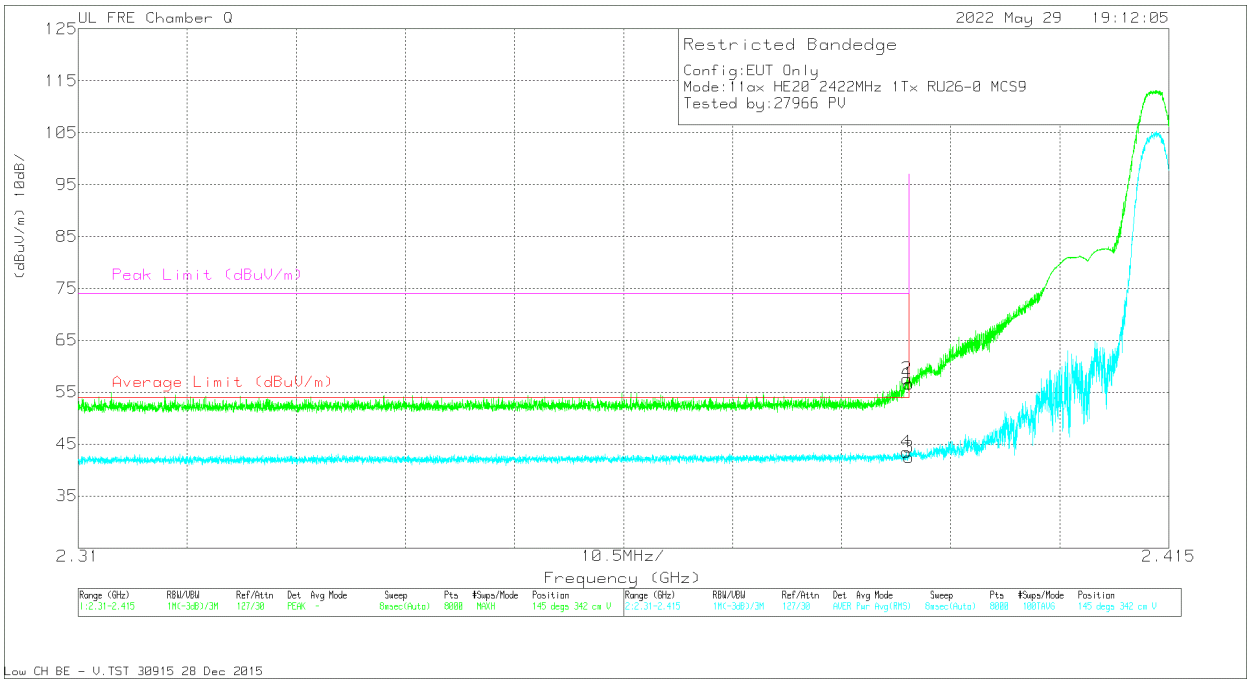

Marker	Frequency (GHz)	Meter Reading (dBuV)	Det	AF 200895 (dB/m)	Amp/Cbl/Fltr/Pad (dB)	DC Corr (dB)	Corrected Reading (dBuV/m)	Average Limit (dBuV/m)	Margin (dB)	Peak Limit (dBuV/m)	PK Margin (dB)	Azimuth (Degs)	Height (cm)	Polarity
4	2.389707	45.42	RMS	31.9	-34.3	.5	43.52	54	-10.48	-	-	145	342	V
2	2.389786	60.02	Pk	31.9	-34.3	0	57.62	-	-	74	-16.38	145	342	V
1	2.39	59.01	Pk	31.9	-34.3	0	56.61	-	-	74	-17.39	145	342	V
3	2.39	44.33	RMS	31.9	-34.3	.5	42.43	54	-11.57	-	-	145	342	V

Pk - Peak detector
RMS - RMS detection

UL LLC.
47173 Benicia Street, Fremont, CA 94538; USA. TEL:(510) 319-4000 FAX:(510) 661-0888
This report shall not be reproduced except in full, without the written approval of UL LLC.

BANDEDGE (HIGH CHANNEL, CH 9)

HORIZONTAL RESULT

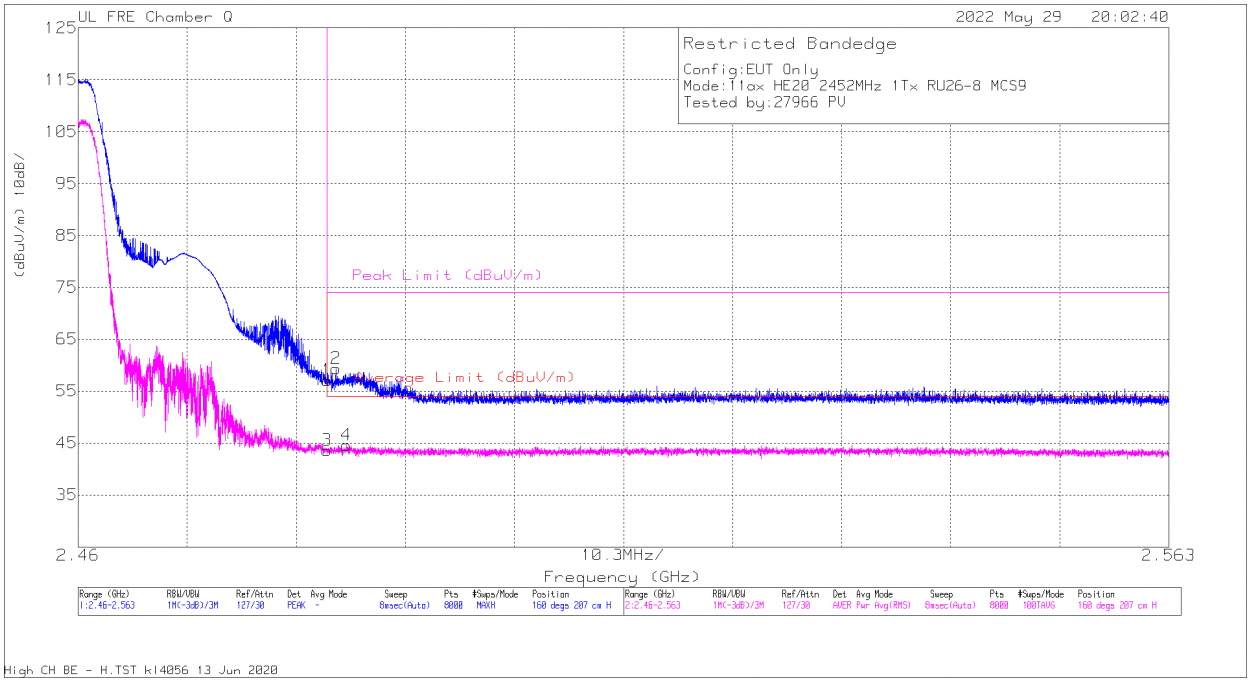

Marker	Frequency (GHz)	Meter Reading (dBuV)	Det	AF 200895 (dB/m)	Amp/Cbl/Fltr/Pad (dB)	DC Corr (dB)	Corrected Reading (dBuV/m)	Average Limit (dBuV/m)	Margin (dB)	Peak Limit (dBuV/m)	PK Margin (dB)	Azimuth (Degs)	Height (cm)	Polarity
1	*2.4835	58.81	Pk	32.6	-34.3	0	57.11	-	-	74	-16.89	160	207	H
3	*2.4835	44.84	RMS	32.6	-34.3	.5	43.64	54	-10.36	-	-	160	207	H
2	*2.484325	60.98	Pk	32.7	-34.3	0	59.38	-	-	74	-14.62	160	207	H
4	*2.485316	45.69	RMS	32.7	-34.3	.5	44.59	54	-9.41	-	-	160	207	H

* - indicates frequency in CFR47 Pt 15 / IC RSS-Restricted Band
Pk - Peak detector
RMS - RMS detection

UL LLC.
47173 Benicia Street, Fremont, CA 94538; USA. TEL:(510) 319-4000 FAX:(510) 661-0888
This report shall not be reproduced except in full, without the written approval of UL LLC.

VERTICAL RESULT

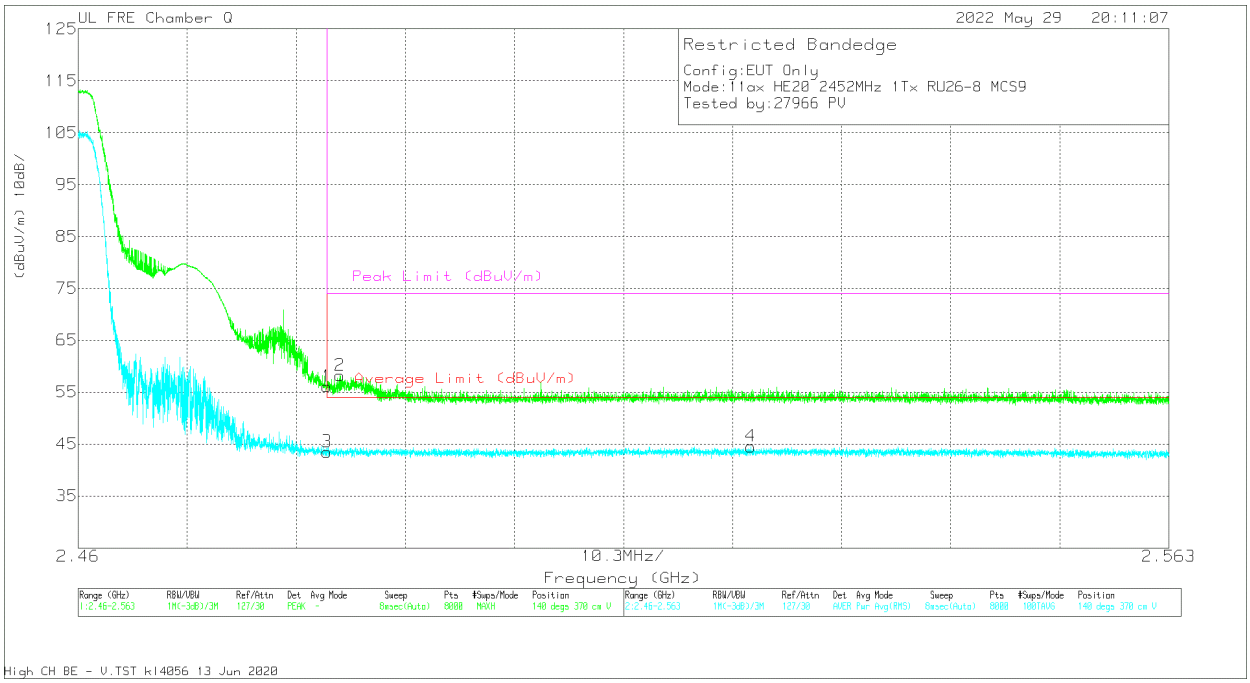

Marker	Frequency (GHz)	Meter Reading (dBuV)	Det	AF 200895 (dB/m)	Amp/Cbl/Fltr/Pad (dB)	DC Corr (dB)	Corrected Reading (dBuV/m)	Average Limit (dBuV/m)	Margin (dB)	Peak Limit (dBuV/m)	PK Margin (dB)	Azimuth (Degs)	Height (cm)	Polarity
1	*2.4835	57.75	Pk	32.6	-34.3	0	56.05	-	-	74	-17.95	140	370	V
3	*2.4835	44.72	RMS	32.6	-34.3	.5	43.52	54	-10.48	-	-	140	370	V
2	*2.484698	59.83	Pk	32.7	-34.3	0	58.23	-	-	74	-15.77	140	370	V
4	*2.523535	45.33	RMS	32.8	-34.1	.5	44.53	54	-9.47	-	-	140	370	V

* - indicates frequency in CFR47 Pt 15 / IC RSS-Restricted Band
Pk - Peak detector
RMS - RMS detection

UL LLC.
47173 Benicia Street, Fremont, CA 94538; USA. TEL:(510) 319-4000 FAX:(510) 661-0888
This report shall not be reproduced except in full, without the written approval of UL LLC.

BANDEDGE (HIGH CHANNEL, CH 10)

HORIZONTAL RESULT

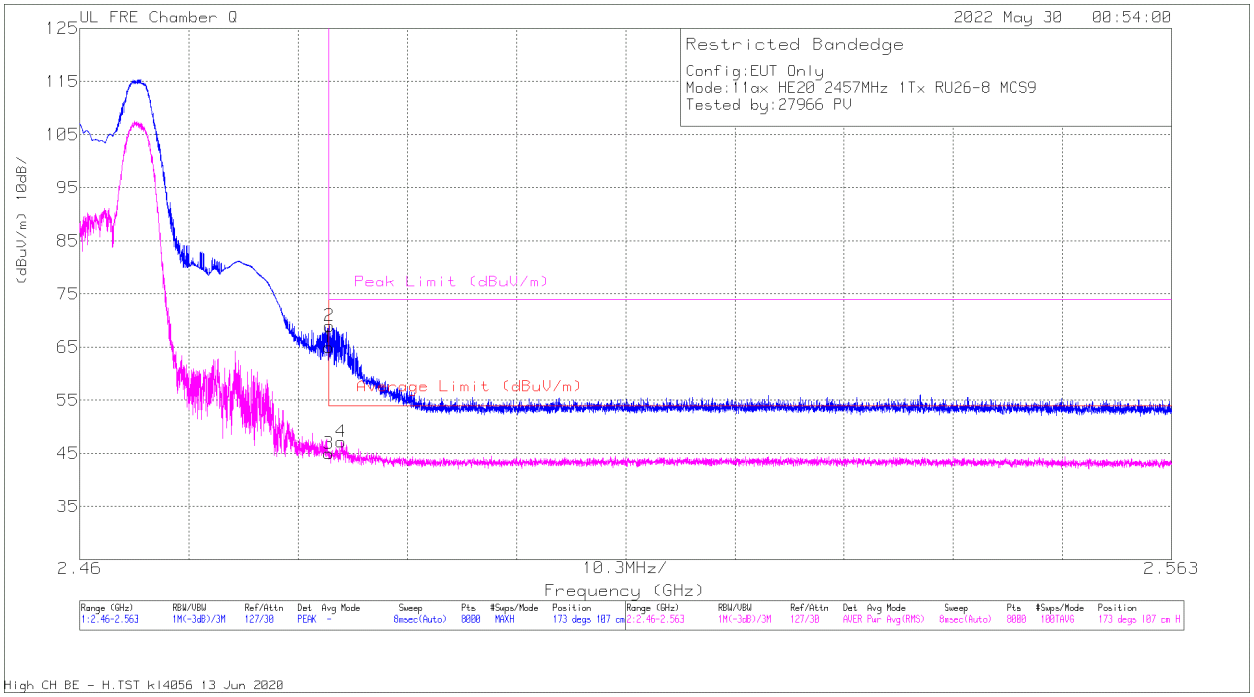

Marker	Frequency (GHz)	Meter Reading (dBuV)	Det	AF 200895 (dB/m)	Amp/Cbl/Fltr/Pad (dB)	DC Corr (dB)	Corrected Reading (dBuV/m)	Average Limit (dBuV/m)	Margin (dB)	Peak Limit (dBuV/m)	PK Margin (dB)	Azimuth (Degs)	Height (cm)	Polarity
1	2.4835	66.67	Pk	32.6	-34.3	0	64.97	-	-	74	-9.03	173	107	H
3	2.4835	46.16	RMS	32.6	-34.3	.5	44.96	54	-9.04	-	-	173	107	H
2	2.483526	70.69	Pk	32.6	-34.3	0	68.99	-	-	74	-5.01	173	107	H
4	2.484672	48.28	RMS	32.7	-34.3	.5	47.18	54	-6.82	-	-	173	107	H

Pk - Peak detector
RMS - RMS detection

UL LLC.
47173 Benicia Street, Fremont, CA 94538; USA. TEL:(510) 319-4000 FAX:(510) 661-0888
This report shall not be reproduced except in full, without the written approval of UL LLC.

VERTICAL RESULT

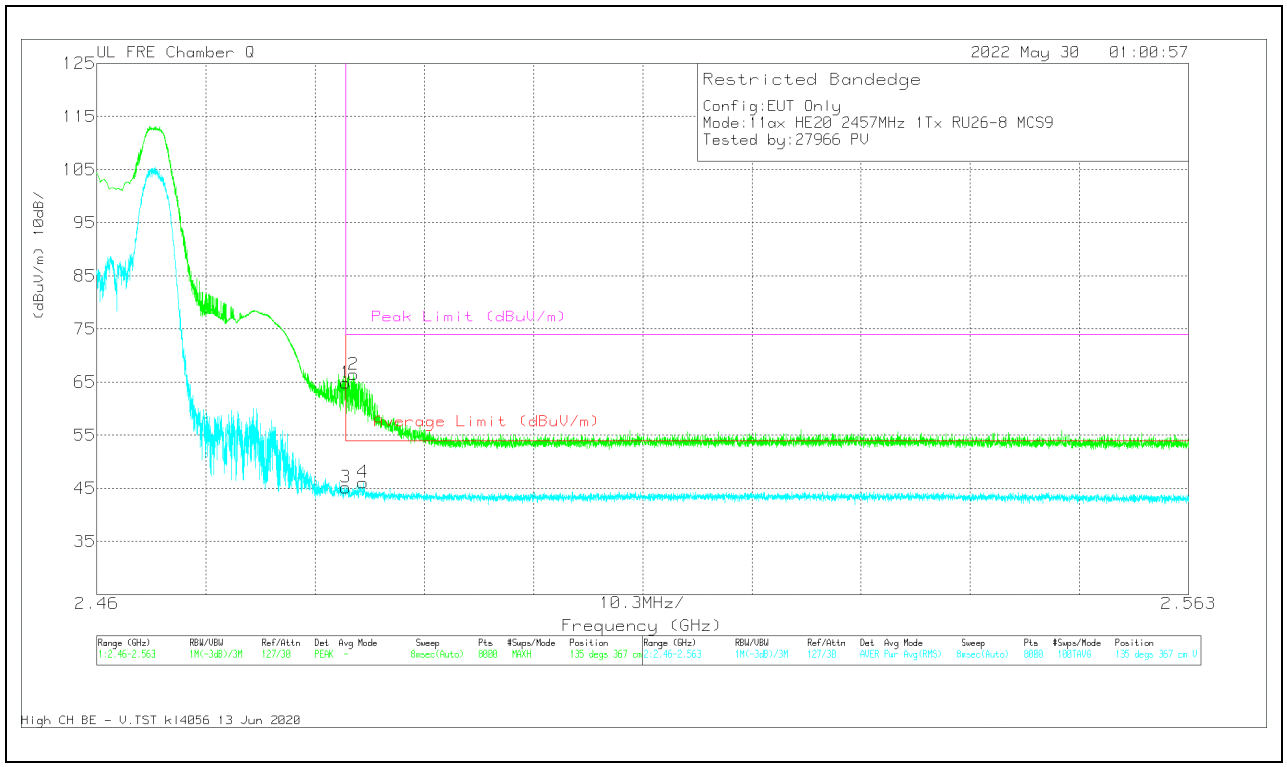

Marker	Frequency (GHz)	Meter Reading (dBuV)	Det	AF 200895 (dB/m)	Amp/Cbl/Fltr/Pad (dB)	DC Corr (dB)	Corrected Reading (dBuV/m)	Average Limit (dBuV/m)	Margin (dB)	Peak Limit (dBuV/m)	PK Margin (dB)	Azimuth (Degs)	Height (cm)	Polarity
1	*2.4835	66.53	Pk	32.6	-34.3	0	64.83	-	-	74	-9.17	135	367	V
3	*2.4835	46.37	RMS	32.6	-34.3	.5	45.17	54	-8.83	-	-	135	367	V
2	*2.484222	68.05	Pk	32.7	-34.3	0	66.45	-	-	74	-7.55	135	367	V
4	*2.48511	47.21	RMS	32.7	-34.3	.5	46.11	54	-7.89	-	-	135	367	V

* - indicates frequency in CFR47 Pt 15 / IC RSS-Restricted Band
Pk - Peak detector
RMS - RMS detection

UL LLC.
47173 Benicia Street, Fremont, CA 94538; USA. TEL:(510) 319-4000 FAX:(510) 661-0888
This report shall not be reproduced except in full, without the written approval of UL LLC.

BANDEDGE (HIGH CHANNEL, CH 11)

HORIZONTAL RESULT

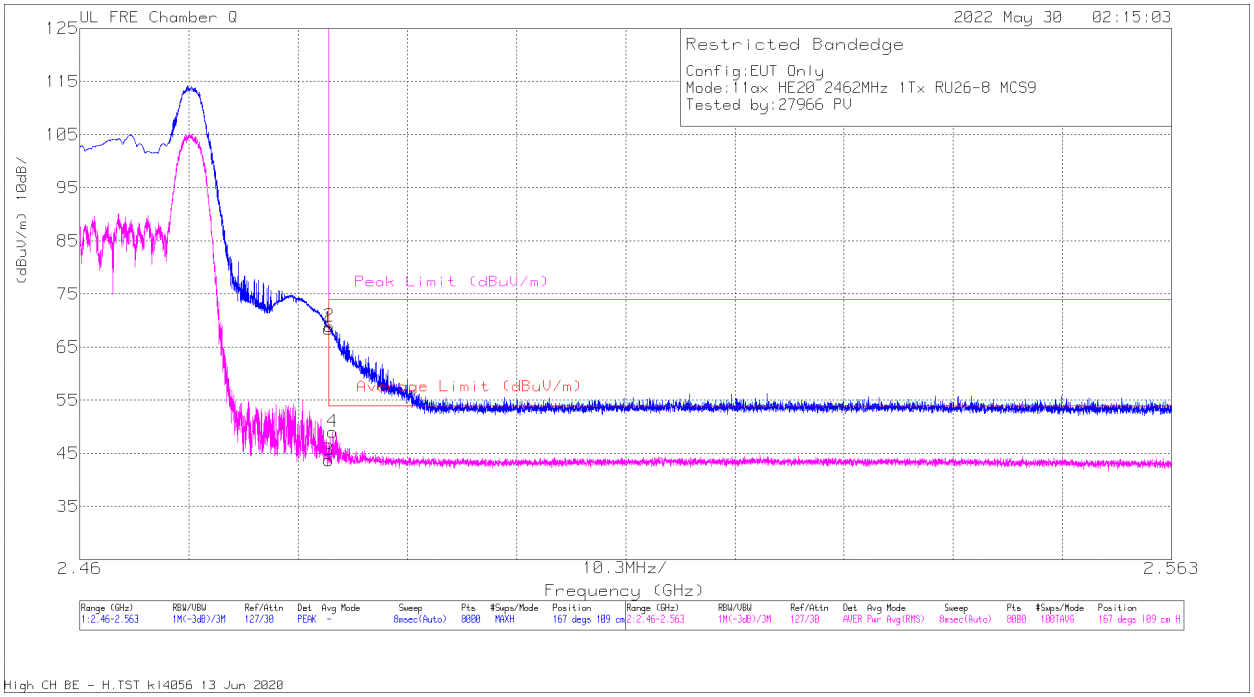

Marker	Frequency (GHz)	Meter Reading (dBuV)	Det	AF 200895 (dB/m)	Amp/Cbl/Fltr/Pad (dB)	DC Corr (dB)	Corrected Reading (dBuV/m)	Average Limit (dBuV/m)	Margin (dB)	Peak Limit (dBuV/m)	PK Margin (dB)	Azimuth (Degs)	Height (cm)	Polarity
1	2.4835	70.2	Pk	32.6	-34.3	0	68.5	-	-	74	-5.5	167	109	H
3	2.4835	44.91	RMS	32.6	-34.3	.5	43.71	54	-10.29	-	-	167	109	H
2	2.483526	70.64	Pk	32.6	-34.3	0	68.94	-	-	74	-5.06	167	109	H
4	2.483874	50.27	RMS	32.6	-34.3	.5	49.07	54	-4.93	-	-	167	109	H

Pk - Peak detector
RMS - RMS detection

UL LLC.
47173 Benicia Street, Fremont, CA 94538; USA. TEL:(510) 319-4000 FAX:(510) 661-0888
This report shall not be reproduced except in full, without the written approval of UL LLC.

VERTICAL RESULT

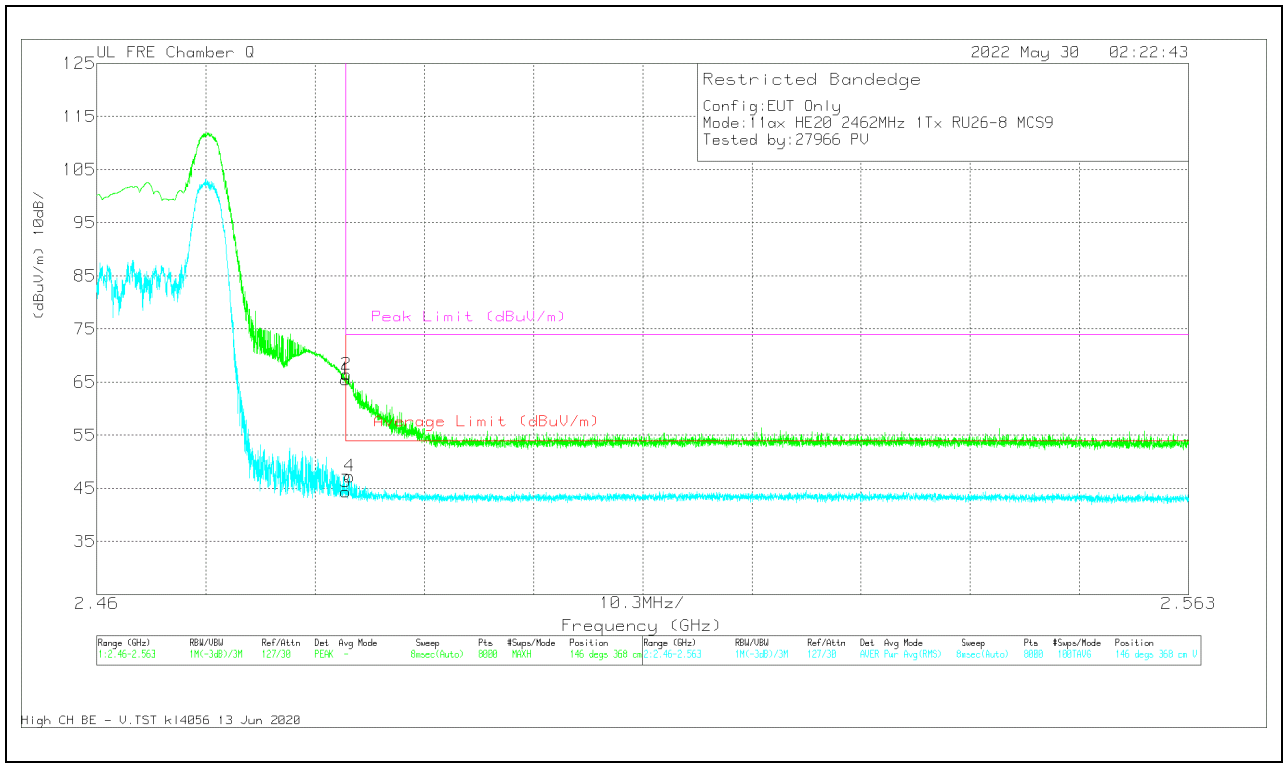

Marker	Frequency (GHz)	Meter Reading (dBuV)	Det	AF 200895 (dB/m)	Amp/Cbl/Fltr/Pad (dB)	DC Corr (dB)	Corrected Reading (dBuV/m)	Average Limit (dBuV/m)	Margin (dB)	Peak Limit (dBuV/m)	PK Margin (dB)	Azimuth (Degs)	Height (cm)	Polarity
1	2.4835	67.17	Pk	32.6	-34.3	0	65.47	-	-	74	-8.53	146	368	V
3	2.4835	45.58	RMS	32.6	-34.3	.5	44.38	54	-9.62	-	-	146	368	V
2	2.483526	68.15	Pk	32.6	-34.3	0	66.45	-	-	74	-7.55	146	368	V
4	2.483848	48.45	RMS	32.6	-34.3	.5	47.25	54	-6.75	-	-	146	368	V

Pk - Peak detector
RMS - RMS detection

UL LLC.
47173 Benicia Street, Fremont, CA 94538; USA. TEL:(510) 319-4000 FAX:(510) 661-0888
This report shall not be reproduced except in full, without the written approval of UL LLC.

BANDEDGE (HIGH CHANNEL, CH 12)

HORIZONTAL RESULT

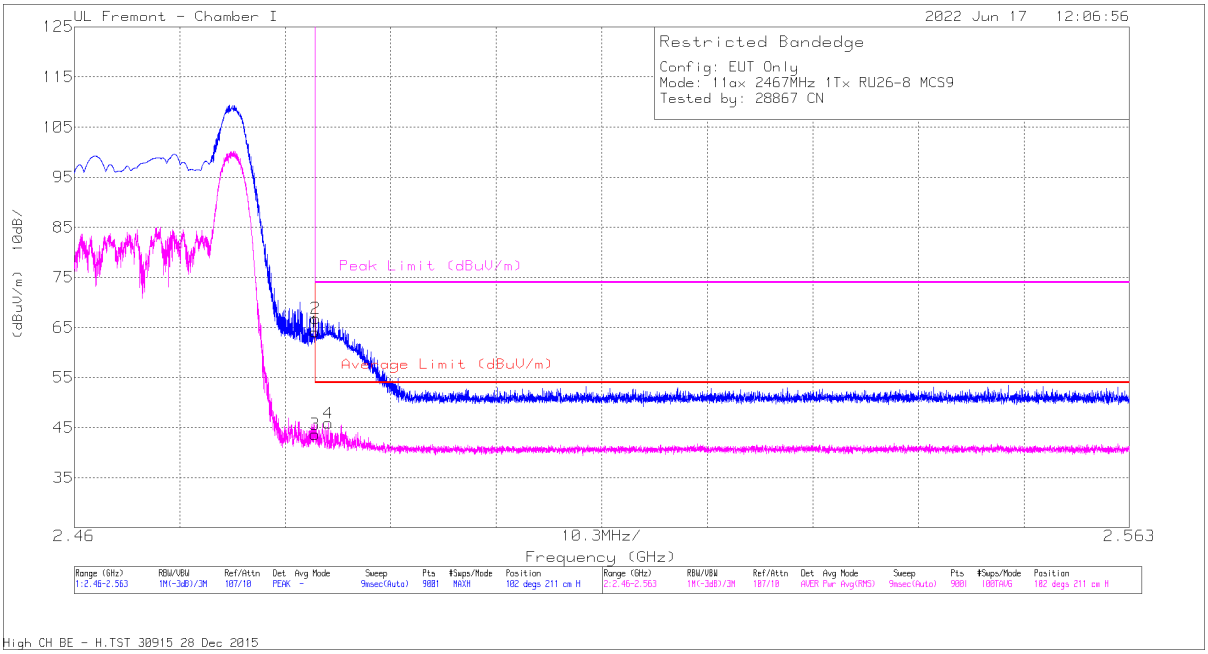

Marker	Frequency (GHz)	Meter Reading (dBuV)	Det	AF 206805 (dB/m)	Amp/Cbl/Pad (dB)	DC Corr (dB)	Corrected Reading (dBuV/m)	Average Limit (dBuV/m)	Margin (dB)	Peak Limit (dBuV/m)	PK Margin (dB)	Azimuth (Degs)	Height (cm)	Polarity
1	* 2.4835	53.09	Pk	32.1	-21.1	0	64.09	-	-	74	-9.91	102	211	H
2	* 2.48358	55.84	Pk	32.1	-21.1	0	66.84	-	-	74	-7.16	102	211	H
3	* 2.4835	32.17	RMS	32.1	-21.1	.5	43.67	54	-10.33	-	-	102	211	H
4	* 2.48477	34.28	RMS	32.1	-21	.5	45.88	54	-8.12	-	-	102	211	H

* - indicates frequency in CFR47 Pt 15 / IC RSS-Restricted Band
Pk - Peak detector
RMS - RMS detection

UL LLC.
47173 Benicia Street, Fremont, CA 94538; USA. TEL:(510) 319-4000 FAX:(510) 661-0888
This report shall not be reproduced except in full, without the written approval of UL LLC.

VERTICAL RESULT

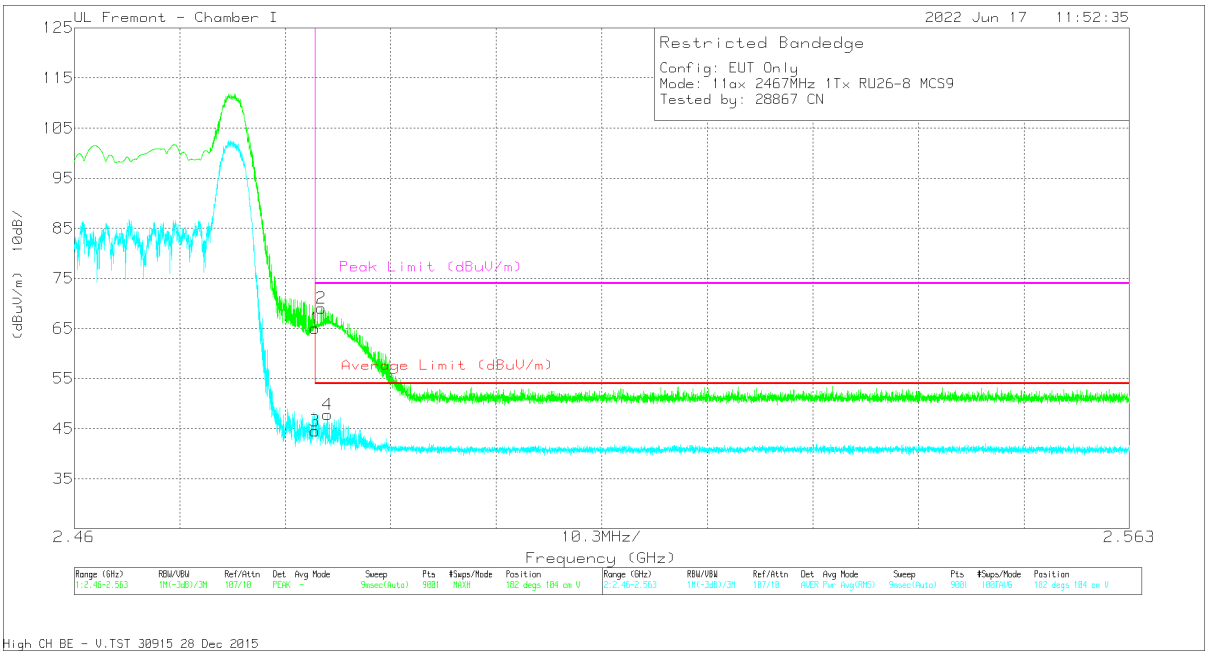

Marker	Frequency (GHz)	Meter Reading (dBuV)	Det	AF 206805 (dB/m)	Amp/Cbl/Pad (dB)	DC Corr (dB)	Corrected Reading (dBuV/m)	Average Limit (dBuV/m)	Margin (dB)	Peak Limit (dBuV/m)	PK Margin (dB)	Azimuth (Degs)	Height (cm)	Polarity
1	* 2.4835	54.05	Pk	32.1	-21.1	0	65.05	-	-	74	-8.95	182	104	V
2	* 2.48414	58.05	Pk	32.1	-21.1	0	69.05	-	-	74	-4.95	182	104	V
3	* 2.4835	33.04	RMS	32.1	-21.1	.5	44.54	54	-9.46	-	-	182	104	V
4	* 2.48471	36.25	RMS	32.1	-21	.5	47.85	54	-6.15	-	-	182	104	V

* - indicates frequency in CFR47 Pt 15 / IC RSS-Restricted Band
Pk - Peak detector
RMS - RMS detection

UL LLC.
47173 Benicia Street, Fremont, CA 94538; USA. TEL:(510) 319-4000 FAX:(510) 661-0888
This report shall not be reproduced except in full, without the written approval of UL LLC.

BANDEDGE (HIGH CHANNEL, CH 13)

HORIZONTAL RESULT

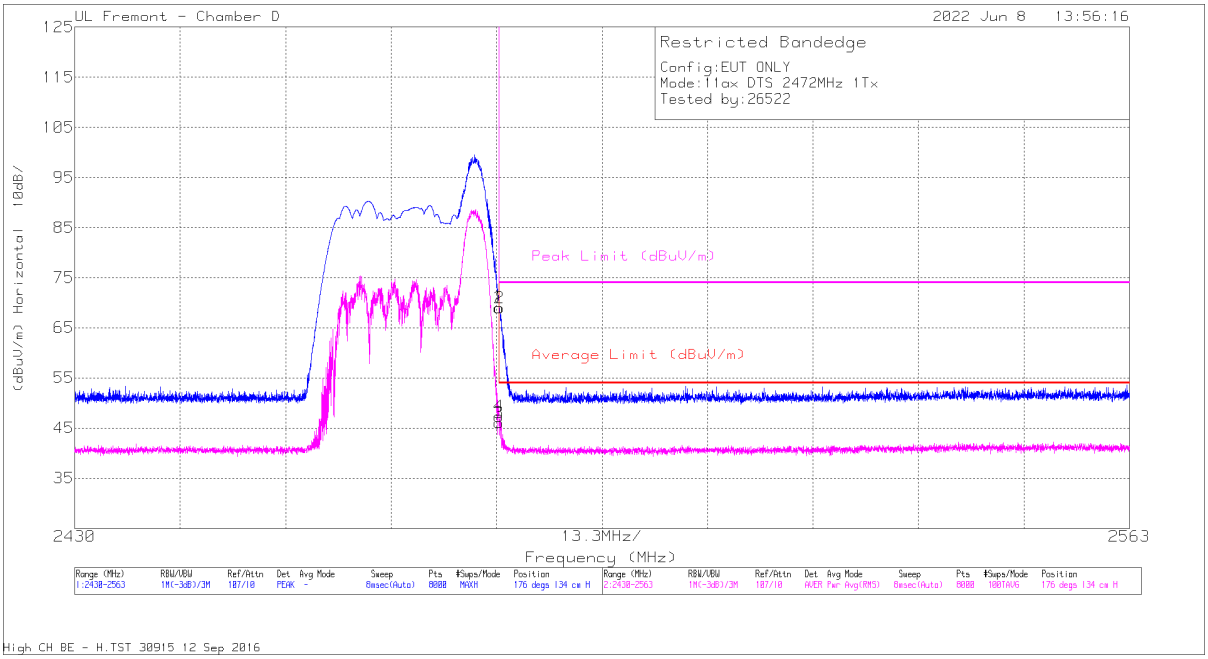

Marker	Frequency (MHz)	Meter Reading (dBuV)	Det	200786 ACF (dB/m)	Amp/Cbl/Fltr/Pad (dB)	DC Corr (dB)	Corrected Reading (dBuV/m)	Average Limit (dBuV/m)	Margin (dB)	Peak Limit (dBuV/m)	PK Margin (dB)	Azimuth (Degs)	Height (cm)	Polarity
1	* 2483.5	57.74	Pk	32	-20.7	0	69.04	-	-	74	-4.96	176	134	H
2	* 2483.55	57.72	Pk	32	-20.7	0	69.02	-	-	74	-4.98	176	134	H
3	* 2483.5	34.31	RMS	32	-20.7	.5	46.11	54	-7.89	-	-	176	134	H
4	* 2483.52	35.51	RMS	32	-20.7	.5	47.31	54	-6.69	-	-	176	134	H

* - indicates frequency in CFR47 Pt 15 / IC RSS-Restricted Band
Pk - Peak detector
RMS - RMS detection

UL LLC.
47173 Benicia Street, Fremont, CA 94538; USA. TEL:(510) 319-4000 FAX:(510) 661-0888
This report shall not be reproduced except in full, without the written approval of UL LLC.

VERTICAL RESULT

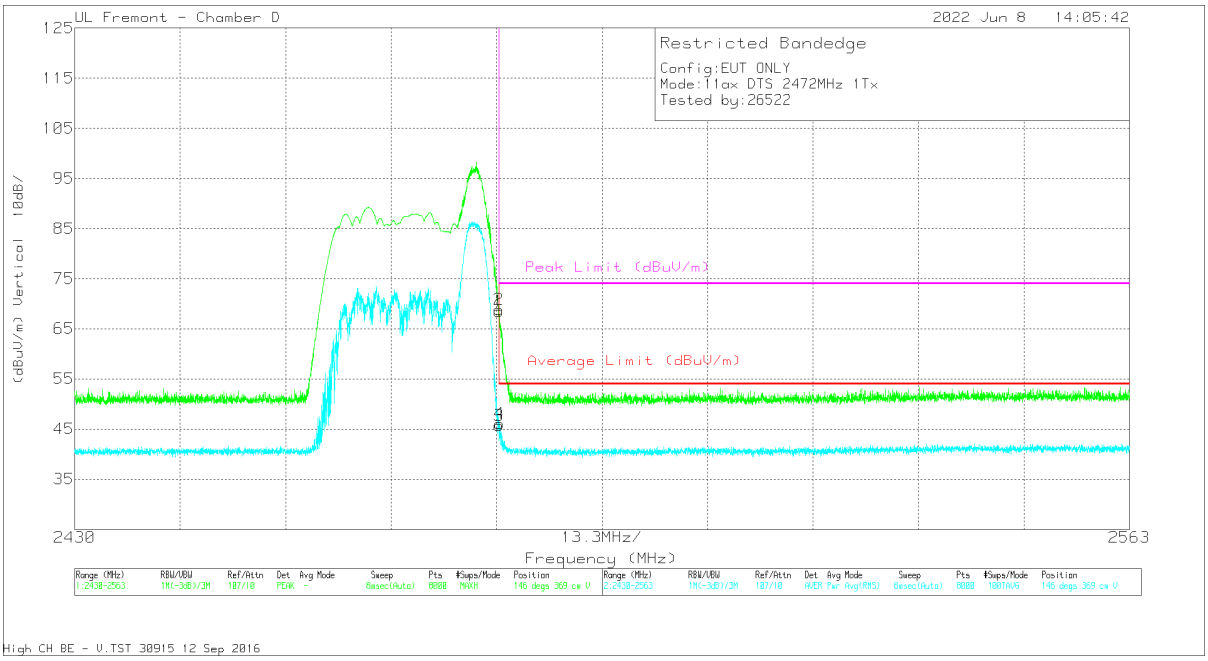

Marker	Frequency (MHz)	Meter Reading (dBuV)	Det	200786 ACF (dB/m)	Amp/Cbl/Fltr/Pad (dB)	DC Corr (dB)	Corrected Reading (dBuV/m)	Average Limit (dBuV/m)	Margin (dB)	Peak Limit (dBuV/m)	PK Margin (dB)	Azimuth (Degs)	Height (cm)	Polarity
1	* 2483.5	57.24	Pk	32	-20.7	0	68.54	-	-	74	-5.46	146	369	V
2	* 2483.50	57.54	Pk	32	-20.7	0	68.84	-	-	74	-5.16	146	369	V
3	* 2483.5	33.97	RMS	32	-20.7	.5	45.77	54	-8.23	-	-	146	369	V
4	* 2483.53	34.24	RMS	32	-20.7	.5	46.04	54	-7.96	-	-	146	369	V

* - indicates frequency in CFR47 Pt 15 / IC RSS-Restricted Band
Pk - Peak detector
RMS - RMS detection

UL LLC.
47173 Benicia Street, Fremont, CA 94538; USA. TEL:(510) 319-4000 FAX:(510) 661-0888
This report shall not be reproduced except in full, without the written approval of UL LLC.

1TX ANT 3 MODE: SU

BANDEDGE (LOW CHANNEL, CH 1)

HORIZONTAL RESULT

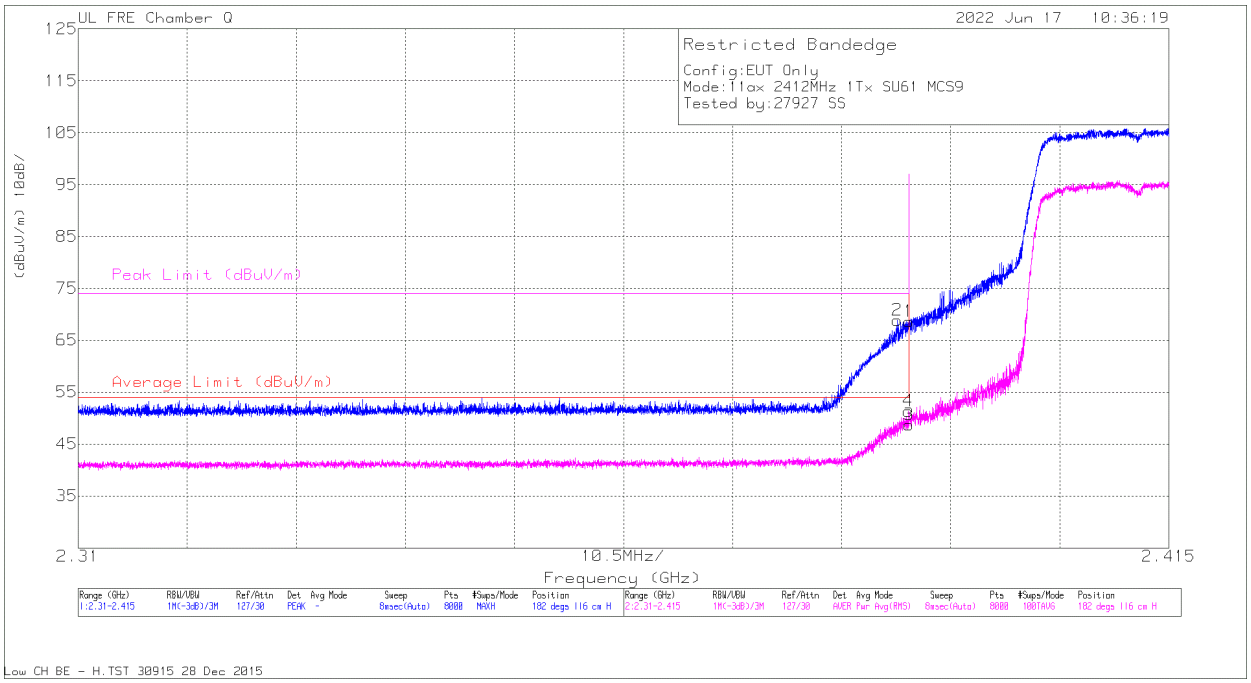

Marker	Frequency (GHz)	Meter Reading (dBuV)	Det	AF 200895 (dB/m)	Amp/Cbl/Fltr/Pad (dB)	DC Corr (dB)	Corrected Reading (dBuV/m)	Average Limit (dBuV/m)	Margin (dB)	Peak Limit (dBuV/m)	PK Margin (dB)	Azimuth (Degs)	Height (cm)	Polarity
2	2.388867	71.39	Pk	31.9	-34.4	0	68.89	-	-	74	-5.11	182	116	H
4	2.389917	53.23	RMS	31.9	-34.3	.5	51.33	54	-2.67	-	-	182	116	H
1	2.39	70.99	Pk	31.9	-34.3	0	68.59	-	-	74	-5.41	182	116	H
3	2.39	50.66	RMS	31.9	-34.3	.5	48.76	54	-5.24	-	-	182	116	H

Pk - Peak detector
RMS - RMS detection

UL LLC.
47173 Benicia Street, Fremont, CA 94538; USA. TEL:(510) 319-4000 FAX:(510) 661-0888
This report shall not be reproduced except in full, without the written approval of UL LLC.

VERTICAL RESULT

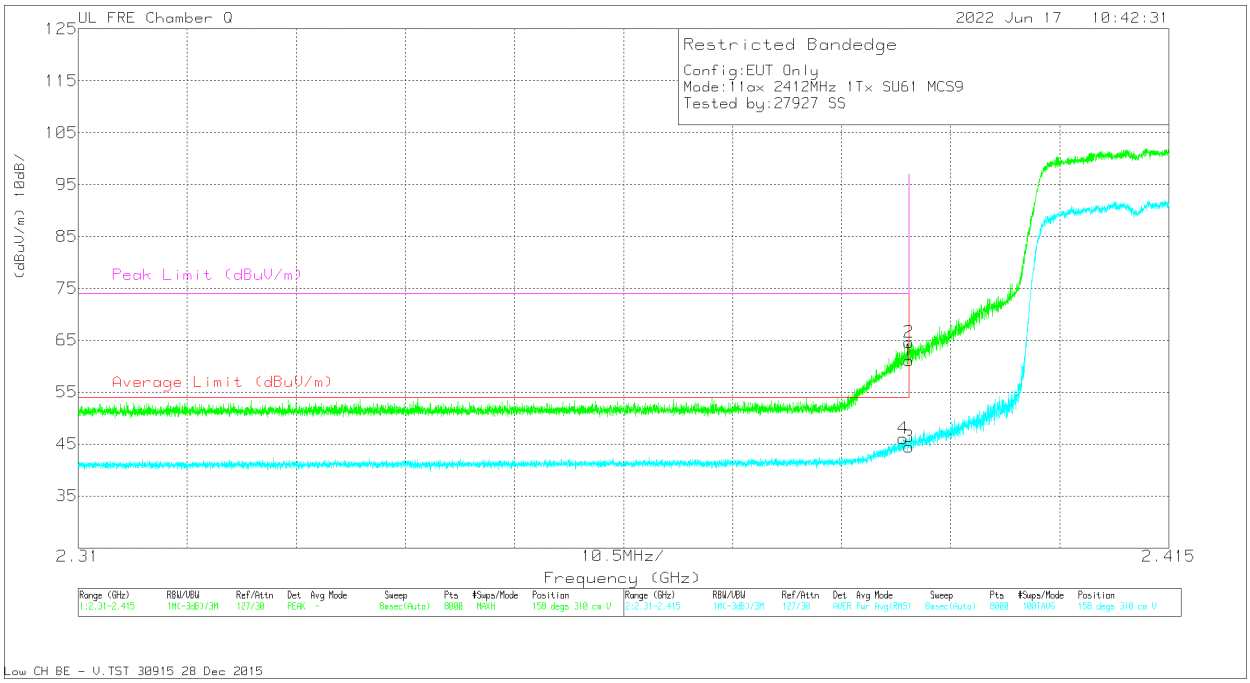

Marker	Frequency (GHz)	Meter Reading (dBuV)	Det	AF 200895 (dB/m)	Amp/Cbl/Fltr/Pad (dB)	DC Corr (dB)	Corrected Reading (dBuV/m)	Average Limit (dBuV/m)	Margin (dB)	Peak Limit (dBuV/m)	PK Margin (dB)	Azimuth (Degs)	Height (cm)	Polarity
4	2.389445	48.06	RMS	31.9	-34.4	.5	46.06	54	-7.94	-	-	158	310	V
2	2.389957	67.05	Pk	31.9	-34.3	0	64.65	-	-	74	-9.35	158	310	V
1	2.39	63.56	Pk	31.9	-34.3	0	61.16	-	-	74	-12.84	158	310	V
3	2.39	46.34	RMS	31.9	-34.3	.5	44.44	54	-9.53	-	-	158	310	V

Pk - Peak detector
RMS - RMS detection

UL LLC.
47173 Benicia Street, Fremont, CA 94538; USA. TEL:(510) 319-4000 FAX:(510) 661-0888
This report shall not be reproduced except in full, without the written approval of UL LLC.

BANDEDGE (LOW CHANNEL, CH 2)

HORIZONTAL RESULT

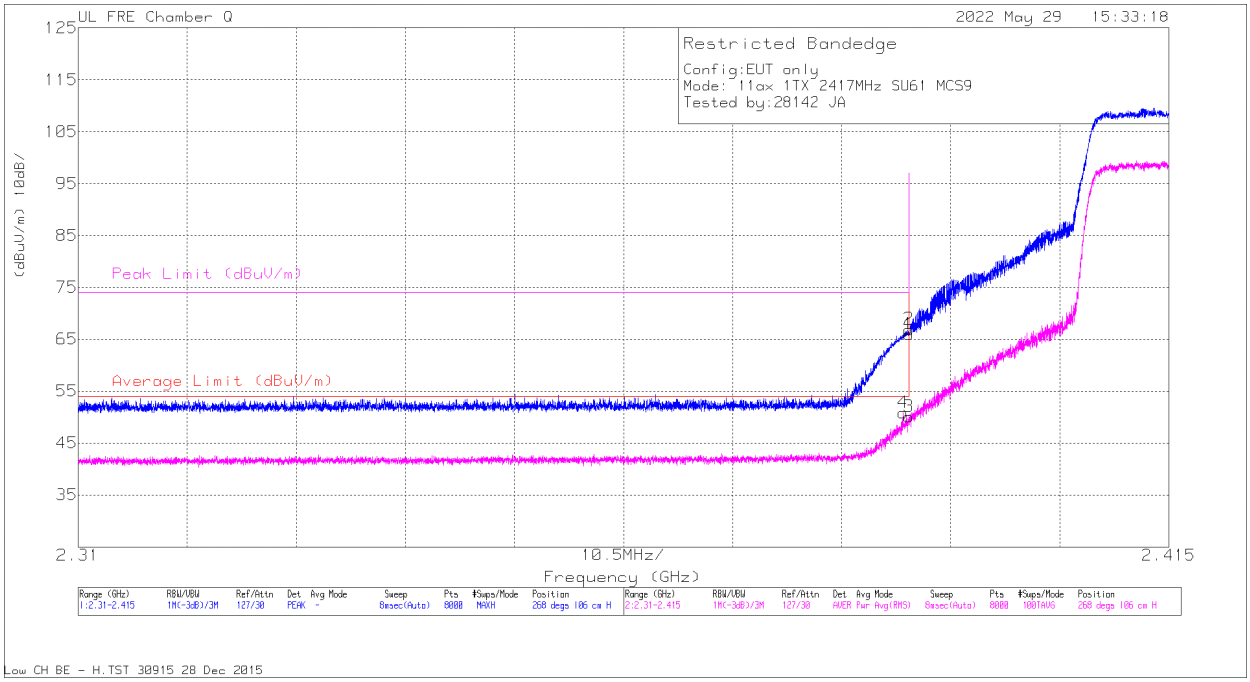

Marker	Frequency (GHz)	Meter Reading (dBuV)	Det	AF 200895 (dB/m)	Amp/Cbl/Fltr/Pad (dB)	DC Corr (dB)	Corrected Reading (dBuV/m)	Average Limit (dBuV/m)	Margin (dB)	Peak Limit (dBuV/m)	PK Margin (dB)	Azimuth (Degs)	Height (cm)	Polarity
4	2.389405	52.83	RMS	31.9	-34.4	.5	50.83	54	-3.17	-	-	268	106	H
2	2.389957	69.32	Pk	31.9	-34.3	0	66.92	-	-	74	-7.08	268	106	H
1	2.39	68.43	Pk	31.9	-34.3	0	66.03	-	-	74	-7.97	268	106	H
3	2.39	52	RMS	31.9	-34.3	.5	50.10	54	-3.90	-	-	268	106	H

Pk - Peak detector
RMS - RMS detection

UL LLC.
47173 Benicia Street, Fremont, CA 94538; USA. TEL:(510) 319-4000 FAX:(510) 661-0888
This report shall not be reproduced except in full, without the written approval of UL LLC.

VERTICAL RESULT

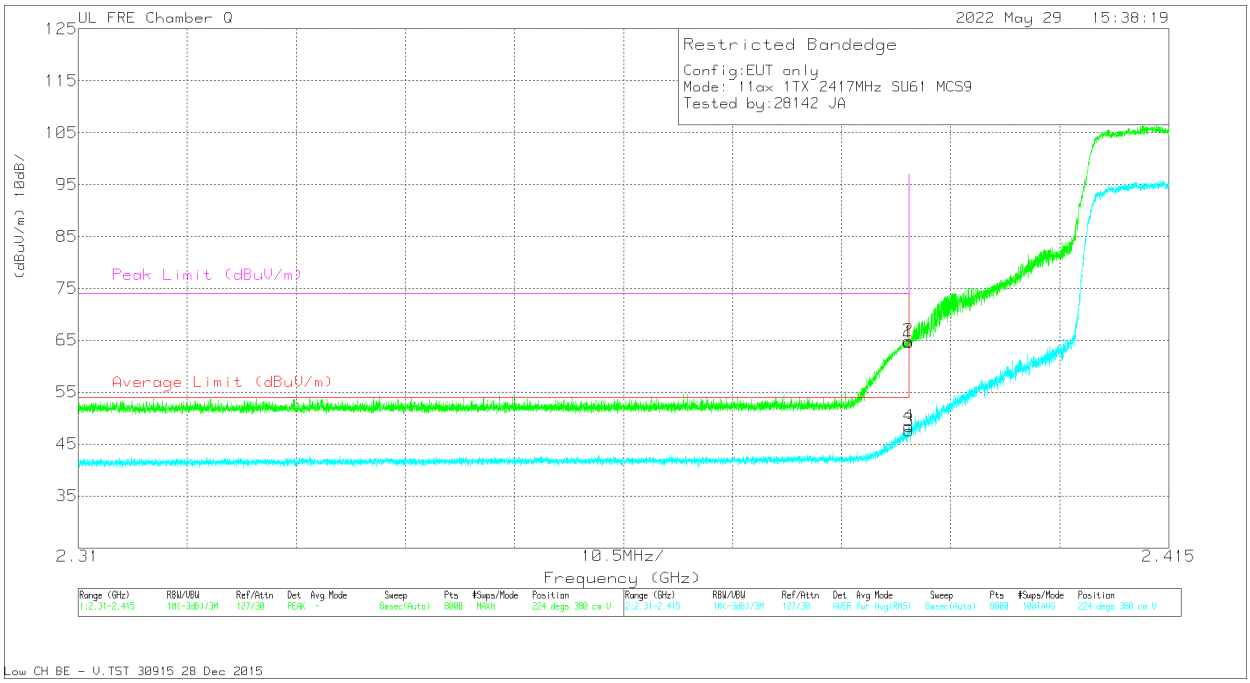

Marker	Frequency (GHz)	Meter Reading (dBuV)	Det	AF 200895 (dB/m)	Amp/Cbl/Fltr/Pad (dB)	DC Corr (dB)	Corrected Reading (dBuV/m)	Average Limit (dBuV/m)	Margin (dB)	Peak Limit (dBuV/m)	PK Margin (dB)	Azimuth (Degs)	Height (cm)	Polarity
2	2.38993	67.32	Pk	31.9	-34.3	0	64.92	-	-	74	-9.08	224	380	V
4	2.389957	50.4	RMS	31.9	-34.3	.5	48.50	54	-5.50	-	-	224	380	V
1	2.39	67.03	Pk	31.9	-34.3	0	64.63	-	-	74	-9.37	224	380	V
3	2.39	49.56	RMS	31.9	-34.3	.5	47.66	54	-6.34	-	-	224	380	V

Pk - Peak detector
RMS - RMS detection

UL LLC.
47173 Benicia Street, Fremont, CA 94538; USA. TEL:(510) 319-4000 FAX:(510) 661-0888
This report shall not be reproduced except in full, without the written approval of UL LLC.

BANDEDGE (LOW CHANNEL, CH 3)

HORIZONTAL RESULT

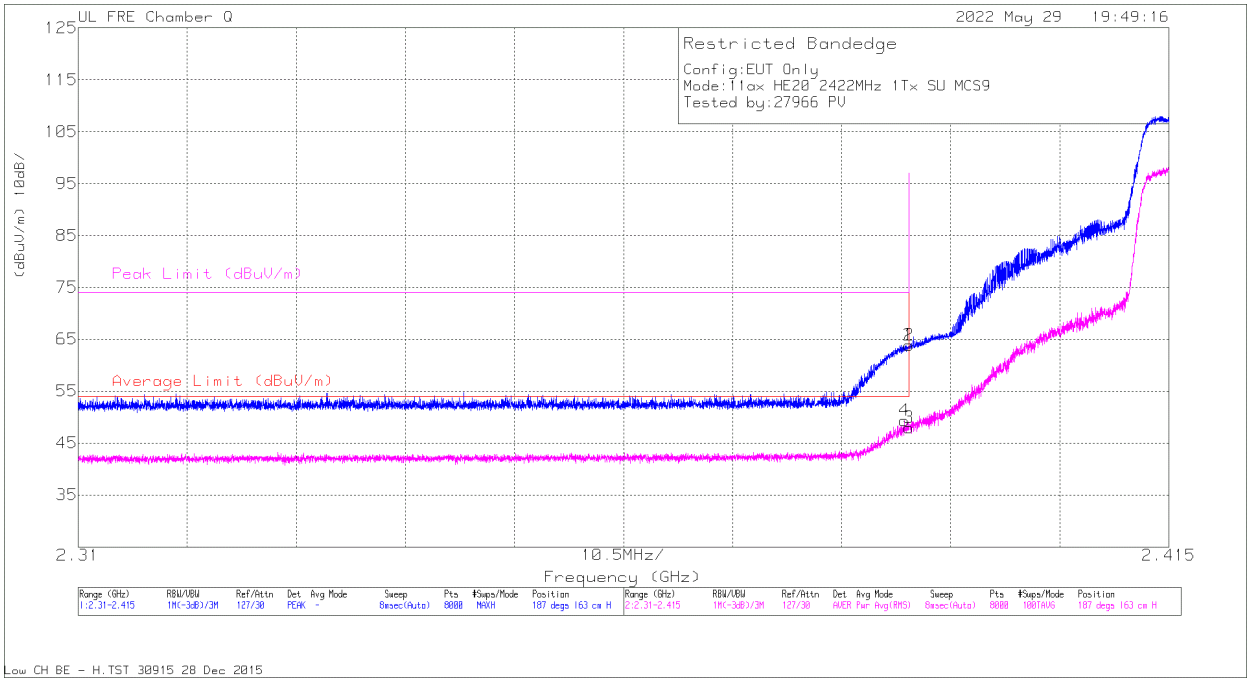

Marker	Frequency (GHz)	Meter Reading (dBuV)	Det	AF 200895 (dB/m)	Amp/Cbl/Fltr/Pad (dB)	DC Corr (dB)	Corrected Reading (dBuV/m)	Average Limit (dBuV/m)	Margin (dB)	Peak Limit (dBuV/m)	PK Margin (dB)	Azimuth (Degs)	Height (cm)	Polarity
4	2.389536	51.21	RMS	31.9	-34.3	.5	49.31	54	-4.69	-	-	187	163	H
2	2.389957	66.3	Pk	31.9	-34.3	0	63.9	-	-	74	-10.1	187	163	H
1	2.39	66.31	Pk	31.9	-34.3	0	63.91	-	-	74	-10.09	187	163	H
3	2.39	49.85	RMS	31.9	-34.3	.5	47.95	54	-6.05	-	-	187	163	H

Pk - Peak detector
RMS - RMS detection

UL LLC.
47173 Benicia Street, Fremont, CA 94538; USA. TEL:(510) 319-4000 FAX:(510) 661-0888
This report shall not be reproduced except in full, without the written approval of UL LLC.

VERTICAL RESULT

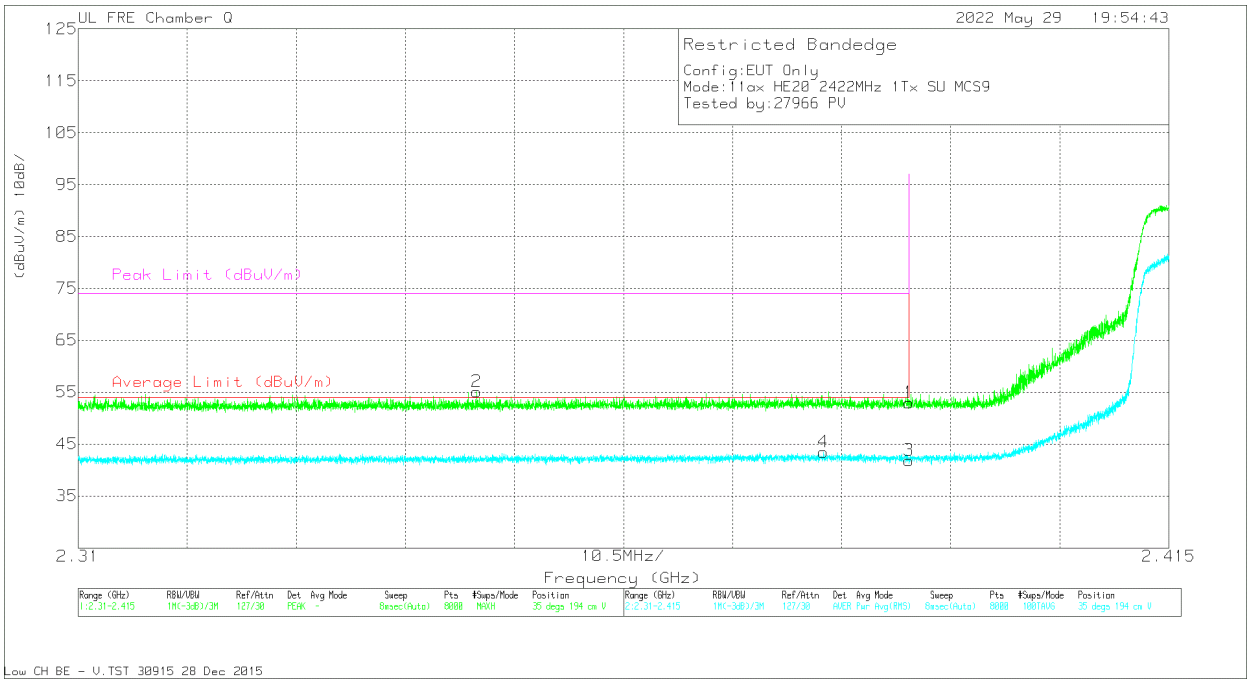

Marker	Frequency (GHz)	Meter Reading (dBuV)	Det	AF 200895 (dB/m)	Amp/Cbl/Fltr/Pad (dB)	DC Corr (dB)	Corrected Reading (dBuV/m)	Average Limit (dBuV/m)	Margin (dB)	Peak Limit (dBuV/m)	PK Margin (dB)	Azimuth (Degs)	Height (cm)	Polarity
2	2.348383	57.7	Pk	31.8	-34.4	0	55.1	-	-	74	-18.9	35	194	V
4	2.381765	45.36	RMS	32	-34.4	.5	43.46	54	-10.54	-	-	35	194	V
1	2.39	55.35	Pk	31.9	-34.3	0	52.95	-	-	74	-21.05	35	194	V
3	2.39	43.74	RMS	31.9	-34.3	.5	41.84	54	-12.16	-	-	35	194	V

Pk - Peak detector
RMS - RMS detection

UL LLC.
47173 Benicia Street, Fremont, CA 94538; USA. TEL:(510) 319-4000 FAX:(510) 661-0888
This report shall not be reproduced except in full, without the written approval of UL LLC.

BANDEDGE (HIGH CHANNEL, CH 9)

HORIZONTAL RESULT

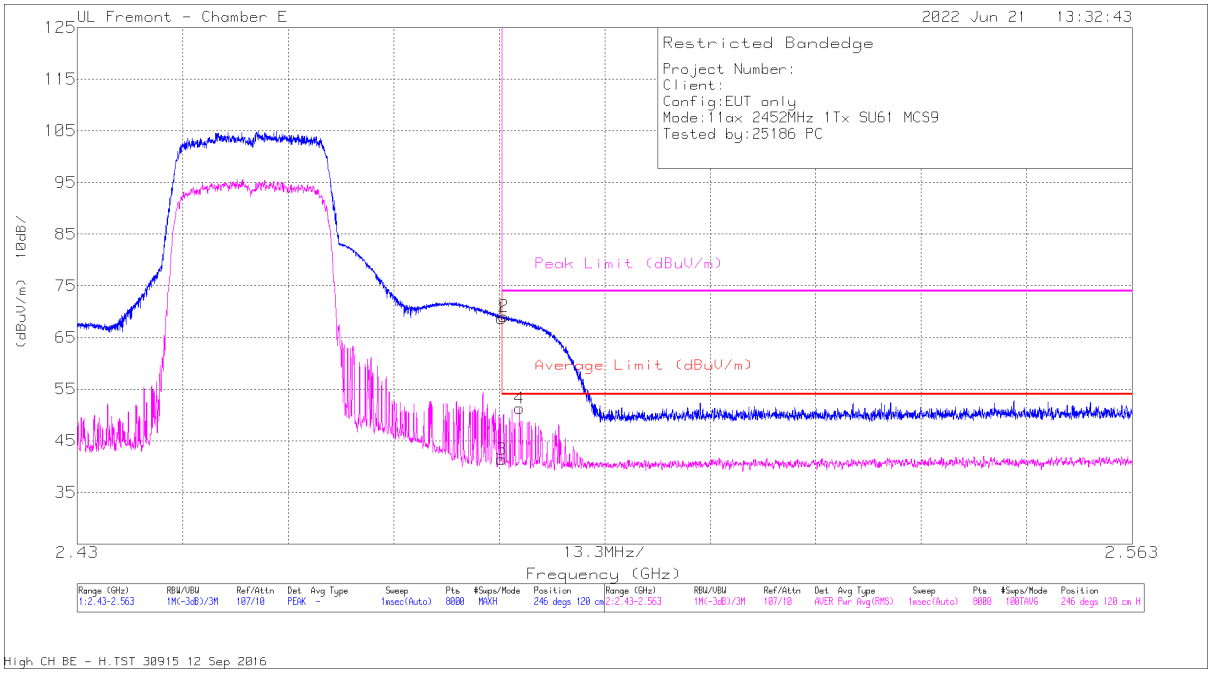

Marker	Frequency (GHz)	Meter Reading (dBuV)	Det	200897 ACF (dB/m)	Amp/Cbl/Pad (dB)	DC Corr (dB)	Corrected Reading (dBuV/m)	Average Limit (dBuV/m)	Margin (dB)	Peak Limit (dBuV/m)	PK Margin (dB)	Azimuth (Degs)	Height (cm)	Polarity
1	* 2.4835	62.8	Pk	31.8	-25.9	0	68.7	-	-	74	-5.3	246	120	H
2	* 2.483755	63.19	Pk	31.9	-26	0	69.09	-	-	74	-4.91	246	120	H
3	* 2.4835	35.01	RMS	31.8	-25.9	.5	41.41	54	-12.59	-	-	246	120	H
4	* 2.48575	44.88	RMS	31.9	-26	.5	51.28	54	-2.72	-	-	246	120	H

* - indicates frequency in CFR47 Pt 15 / IC RSS-Restricted Band
Pk - Peak detector
RMS - RMS detection

UL LLC.
47173 Benicia Street, Fremont, CA 94538; USA. TEL:(510) 319-4000 FAX:(510) 661-0888
This report shall not be reproduced except in full, without the written approval of UL LLC.

VERTICAL RESULT

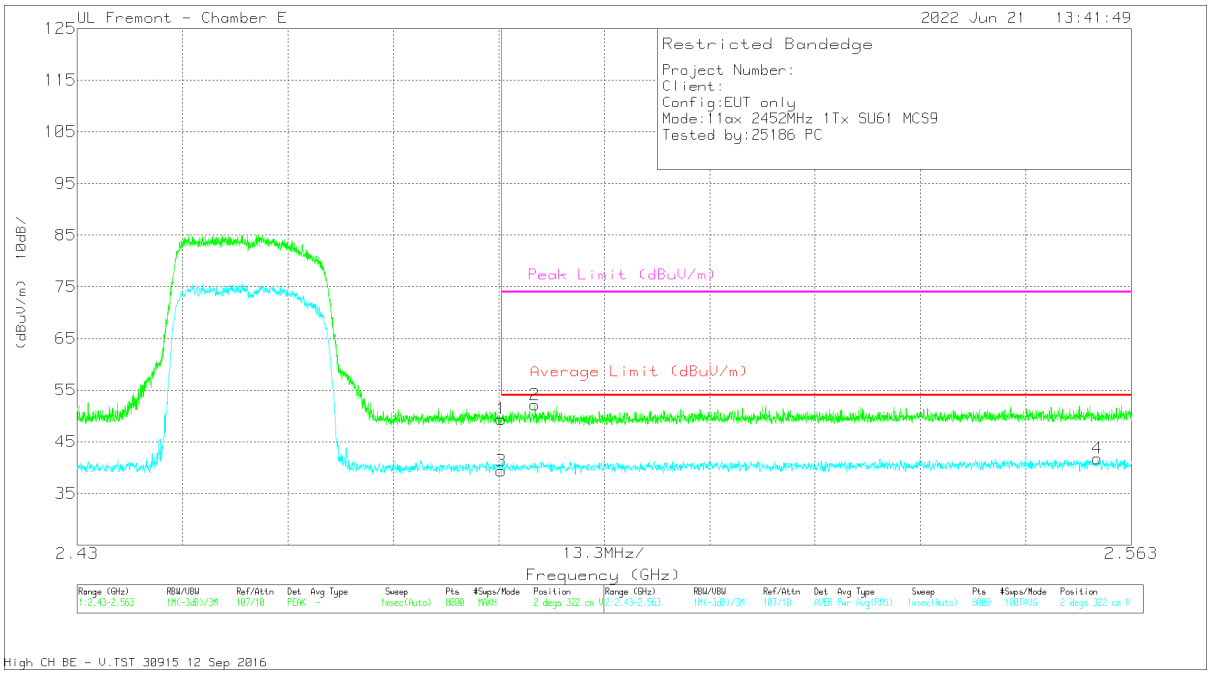

Marker	Frequency (GHz)	Meter Reading (dBuV)	Det	200897 ACF (dB/m)	Amp/Cbl/Pad (dB)	DC Corr (dB)	Corrected Reading (dBuV/m)	Average Limit (dBuV/m)	Margin (dB)	Peak Limit (dBuV/m)	PK Margin (dB)	Azimuth (Degs)	Height (cm)	Polarity
1	* 2.4835	43.5	Pk	31.8	-25.9	0	49.4	-	-	74	-24.6	2	322	V
2	* 2.48772	46.22	Pk	31.9	-26	0	52.12	-	-	74	-21.88	2	322	V
3	* 2.4835	32.96	RMS	31.8	-25.9	.5	39.36	54	-14.64	-	-	2	322	V
4	2.55871	34.75	RMS	32.4	-25.9	.5	41.75	54	-12.25	-	-	2	322	V

* - indicates frequency in CFR47 Pt 15 / IC RSS-Restricted Band
Pk - Peak detector
RMS - RMS detection

UL LLC.
47173 Benicia Street, Fremont, CA 94538; USA. TEL:(510) 319-4000 FAX:(510) 661-0888
This report shall not be reproduced except in full, without the written approval of UL LLC.

BANDEDGE (HIGH CHANNEL, CH 10)

HORIZONTAL RESULT

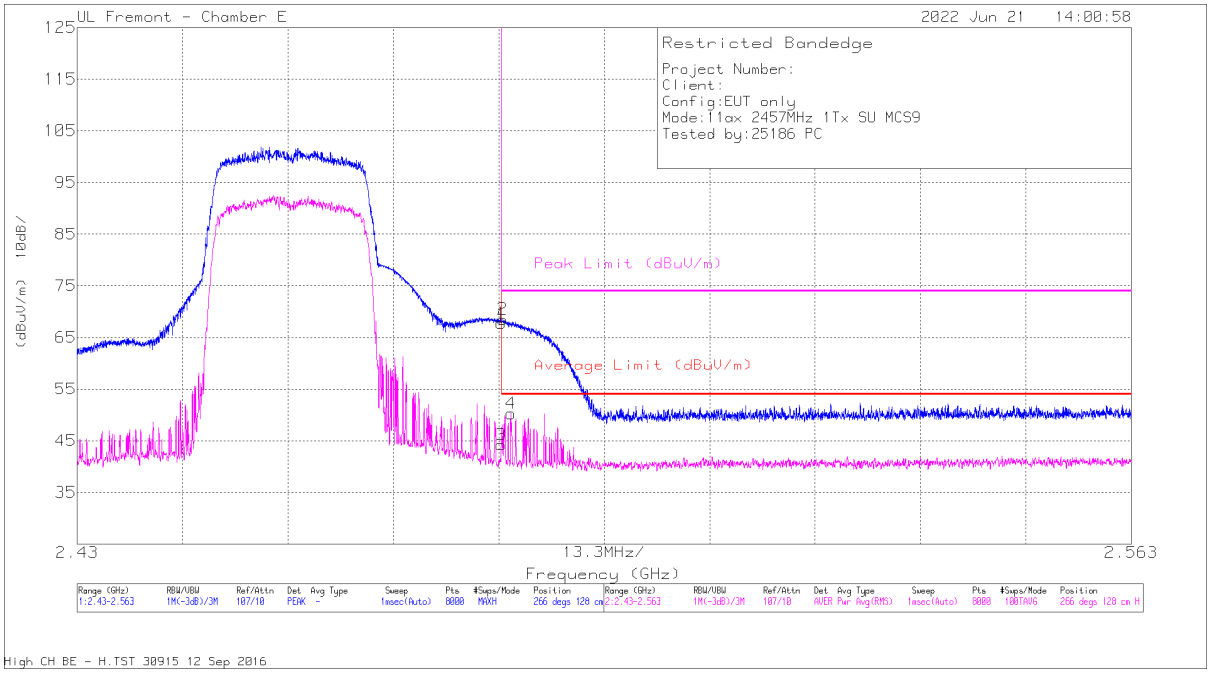

Marker	Frequency (GHz)	Meter Reading (dBuV)	Det	200897 ACF (dB/m)	Amp/Cbl/Pad (dB)	DC Corr (dB)	Corrected Reading (dBuV/m)	Average Limit (dBuV/m)	Margin (dB)	Peak Limit (dBuV/m)	PK Margin (dB)	Azimuth (Degs)	Height (cm)	Polarity
1	* 2.4835	61.84	Pk	31.8	-25.9	0	67.74	-	-	74	-6.26	266	128	H
2	* 2.48372	62.61	Pk	31.9	-26	0	68.51	-	-	74	-5.49	266	128	H
3	* 2.4835	37.82	RMS	31.8	-25.9	.5	44.22	54	-9.78	-	-	266	128	H
4	* 2.48470	43.89	RMS	31.9	-26	.5	50.29	54	-3.71	-	-	266	128	H

* - indicates frequency in CFR47 Pt 15 / IC RSS-Restricted Band
Pk - Peak detector
RMS - RMS detection

UL LLC.
47173 Benicia Street, Fremont, CA 94538; USA. TEL:(510) 319-4000 FAX:(510) 661-0888
This report shall not be reproduced except in full, without the written approval of UL LLC.

VERTICAL RESULT

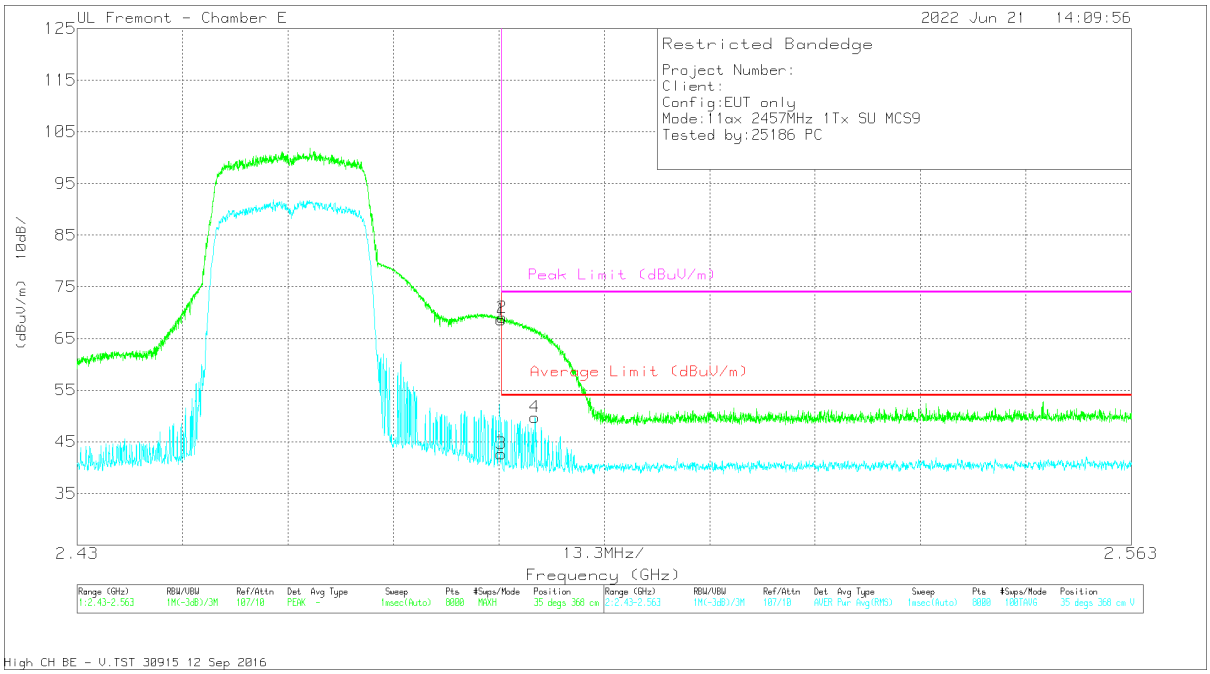

Marker	Frequency (GHz)	Meter Reading (dBuV)	Det	200897 ACF (dB/m)	Amp/Cbl/Pad (dB)	DC Corr (dB)	Corrected Reading (dBuV/m)	Average Limit (dBuV/m)	Margin (dB)	Peak Limit (dBuV/m)	PK Margin (dB)	Azimuth (Degs)	Height (cm)	Polarity
1	* 2.4835	62.74	Pk	31.8	-25.9	0	68.64	-	-	74	-5.36	35	368	V
2	* 2.48360	63.18	Pk	31.8	-25.9	0	69.08	-	-	74	-4.92	35	368	V
3	* 2.4835	36.31	RMS	31.8	-25.9	.5	42.71	54	-11.29	-	-	35	368	V
4	* 2.48776	43.37	RMS	31.9	-26	.5	49.77	54	-4.23	-	-	35	368	V

* - indicates frequency in CFR47 Pt 15 / IC RSS-Restricted Band
Pk - Peak detector
RMS - RMS detection

UL LLC.
47173 Benicia Street, Fremont, CA 94538; USA. TEL:(510) 319-4000 FAX:(510) 661-0888
This report shall not be reproduced except in full, without the written approval of UL LLC.

BANDEDGE (HIGH CHANNEL, CH 11)

HORIZONTAL RESULT

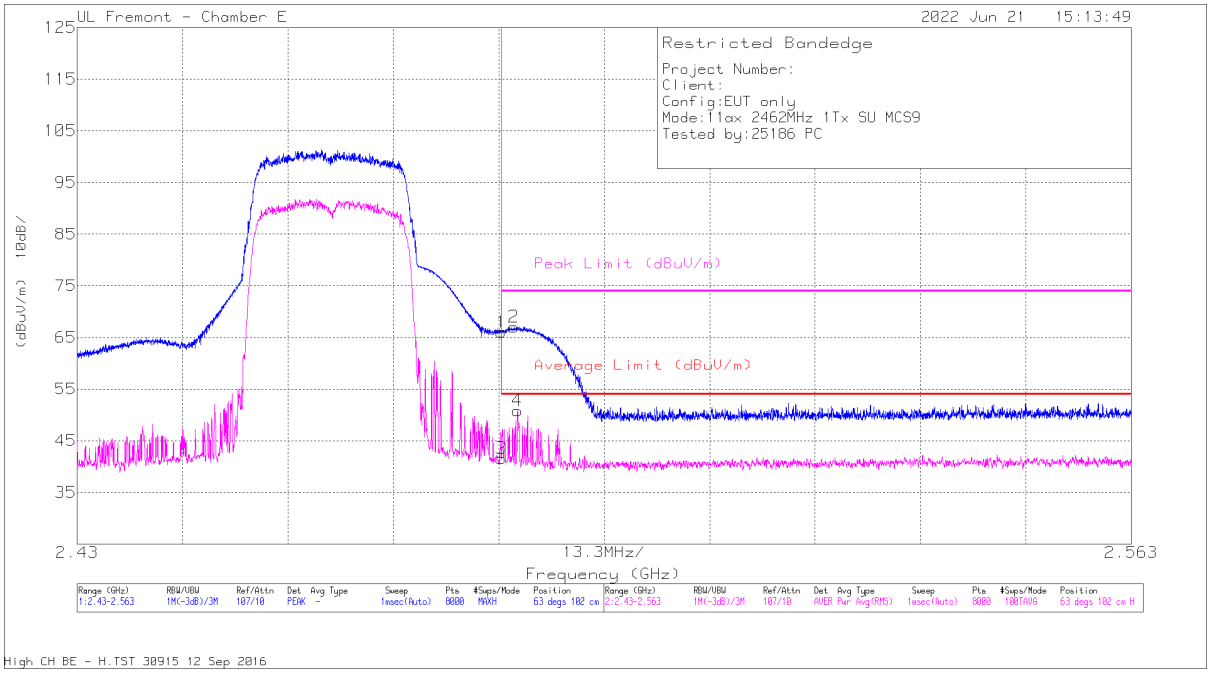

Marker	Frequency (GHz)	Meter Reading (dBuV)	Det	200897 ACF (dB/m)	Amp/Cbl/Pad (dB)	DC Corr (dB)	Corrected Reading (dBuV/m)	Average Limit (dBuV/m)	Margin (dB)	Peak Limit (dBuV/m)	PK Margin (dB)	Azimuth (Degs)	Height (cm)	Polarity
1	* 2.4835	60.13	Pk	31.8	-25.9	0	66.03	-	-	74	-7.97	63	102	H
2	* 2.48508	61.12	Pk	31.9	-26	0	67.02	-	-	74	-6.98	63	102	H
3	* 2.4835	35.17	RMS	31.8	-25.9	.5	41.57	54	-12.43	-	-	63	102	H
4	* 2.48555	44.44	RMS	31.9	-26	.5	50.84	54	-3.16	-	-	63	102	H

* - indicates frequency in CFR47 Pt 15 / IC RSS-Restricted Band
Pk - Peak detector
RMS - RMS detection

UL LLC.
47173 Benicia Street, Fremont, CA 94538; USA. TEL:(510) 319-4000 FAX:(510) 661-0888
This report shall not be reproduced except in full, without the written approval of UL LLC.

VERTICAL RESULT

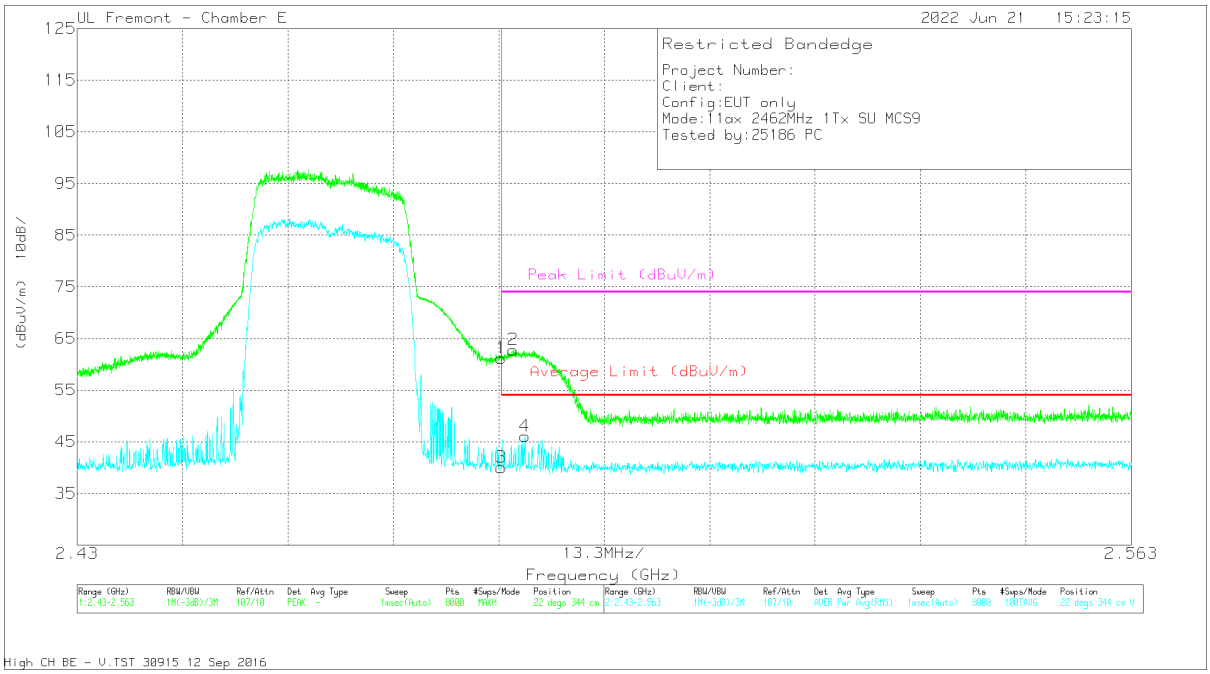

Marker	Frequency (GHz)	Meter Reading (dBuV)	Det	200897 ACF (dB/m)	Amp/Cbl/Pad (dB)	DC Corr (dB)	Corrected Reading (dBuV/m)	Average Limit (dBuV/m)	Margin (dB)	Peak Limit (dBuV/m)	PK Margin (dB)	Azimuth (Degs)	Height (cm)	Polarity
1	* 2.4835	55.28	Pk	31.8	-25.9	0	61.18	-	-	74	-12.82	22	344	V
2	* 2.48500	56.9	Pk	31.9	-26	0	62.8	-	-	74	-11.2	22	344	V
3	* 2.4835	33.65	RMS	31.8	-25.9	.5	40.05	54	-13.95	-	-	22	344	V
4	* 2.48649	39.67	RMS	31.9	-26	.5	46.07	54	-7.93	-	-	22	344	V

* - indicates frequency in CFR47 Pt 15 / IC RSS-Restricted Band
Pk - Peak detector
RMS - RMS detection

UL LLC.
47173 Benicia Street, Fremont, CA 94538; USA. TEL:(510) 319-4000 FAX:(510) 661-0888
This report shall not be reproduced except in full, without the written approval of UL LLC.

BANDEDGE (HIGH CHANNEL, CH 12)

HORIZONTAL RESULT

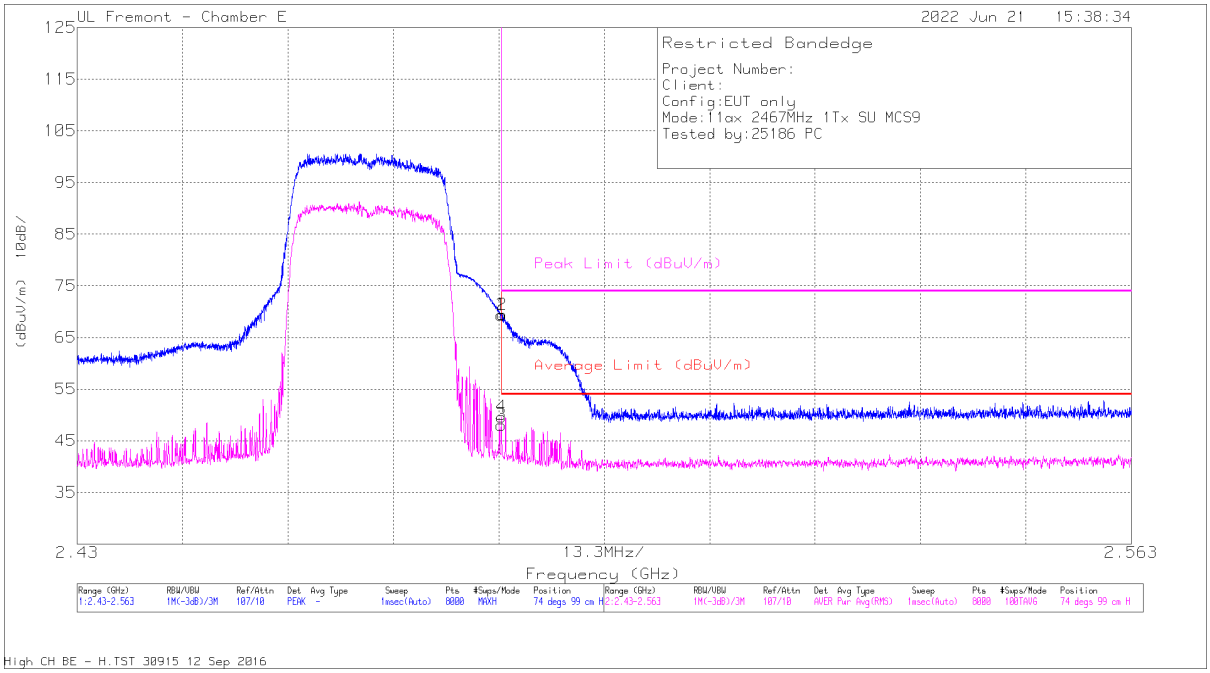

Marker	Frequency (GHz)	Meter Reading (dBuV)	Det	200897 ACF (dB/m)	Amp/Cbl/Pad (dB)	DC Corr (dB)	Corrected Reading (dBuV/m)	Average Limit (dBuV/m)	Margin (dB)	Peak Limit (dBuV/m)	PK Margin (dB)	Azimuth (Degs)	Height (cm)	Polarity
1	* 2.4835	63.44	Pk	31.8	-25.9	0	69.34	-	-	74	-4.66	74	99	H
2	* 2.48360	63.54	Pk	31.8	-25.9	0	69.44	-	-	74	-4.56	74	99	H
3	* 2.4835	41.68	RMS	31.8	-25.9	.5	48.08	54	-5.92	-	-	74	99	H
4	* 2.48352	43.24	RMS	31.8	-25.9	.5	49.64	54	-4.36	-	-	74	99	H

* - indicates frequency in CFR47 Pt 15 / IC RSS-Restricted Band
Pk - Peak detector
RMS - RMS detection

UL LLC.
47173 Benicia Street, Fremont, CA 94538; USA. TEL:(510) 319-4000 FAX:(510) 661-0888
This report shall not be reproduced except in full, without the written approval of UL LLC.

VERTICAL RESULT

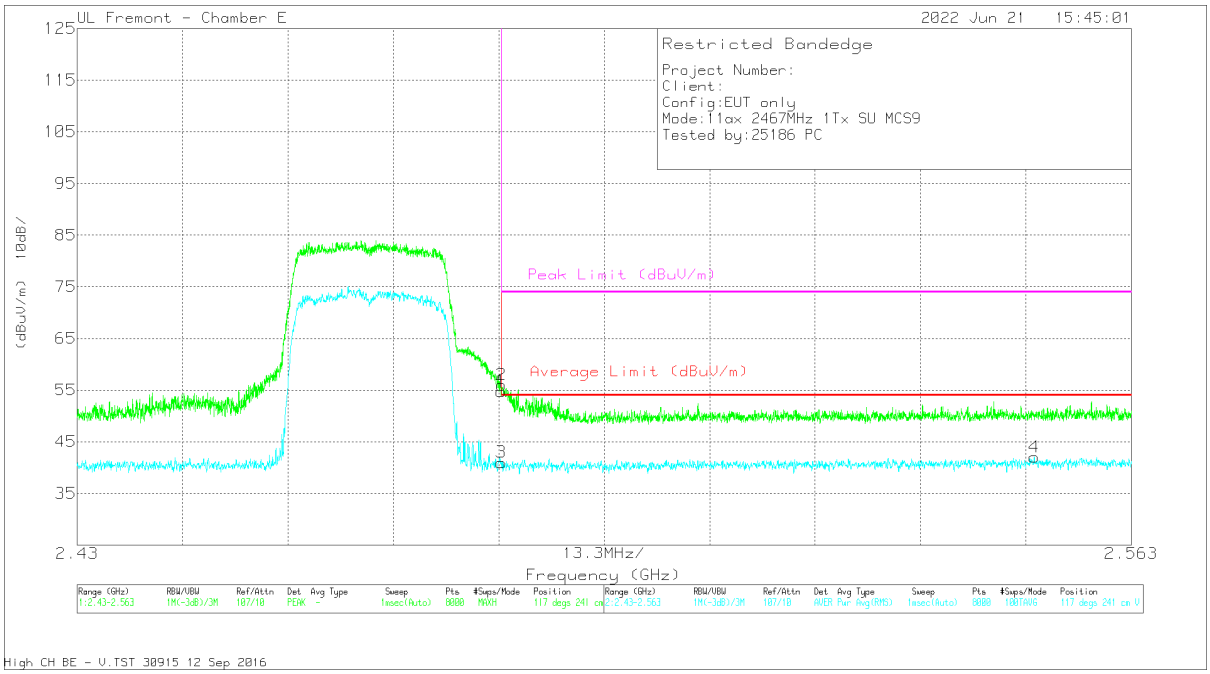

Marker	Frequency (GHz)	Meter Reading (dBuV)	Det	200897 ACF (dB/m)	Amp/Cbl/Pad (dB)	DC Corr (dB)	Corrected Reading (dBuV/m)	Average Limit (dBuV/m)	Margin (dB)	Peak Limit (dBuV/m)	PK Margin (dB)	Azimuth (Degs)	Height (cm)	Polarity
1	* 2.4835	48.82	Pk	31.8	-25.9	0	54.72	-	-	74	-19.28	117	241	V
2	* 2.483556	50.1	Pk	31.8	-25.9	0	56	-	-	74	-18	117	241	V
3	* 2.4835	34.61	RMS	31.8	-25.9	.5	41.01	54	-12.99	-	-	117	241	V
4	2.550762	35.13	RMS	32.4	-26	.5	42.03	54	-11.97	-	-	117	241	V

* - indicates frequency in CFR47 Pt 15 / IC RSS-Restricted Band
Pk - Peak detector
RMS - RMS detection

UL LLC.
47173 Benicia Street, Fremont, CA 94538; USA. TEL:(510) 319-4000 FAX:(510) 661-0888
This report shall not be reproduced except in full, without the written approval of UL LLC.

BANDEDGE (HIGH CHANNEL, CH 13)

HORIZONTAL RESULT

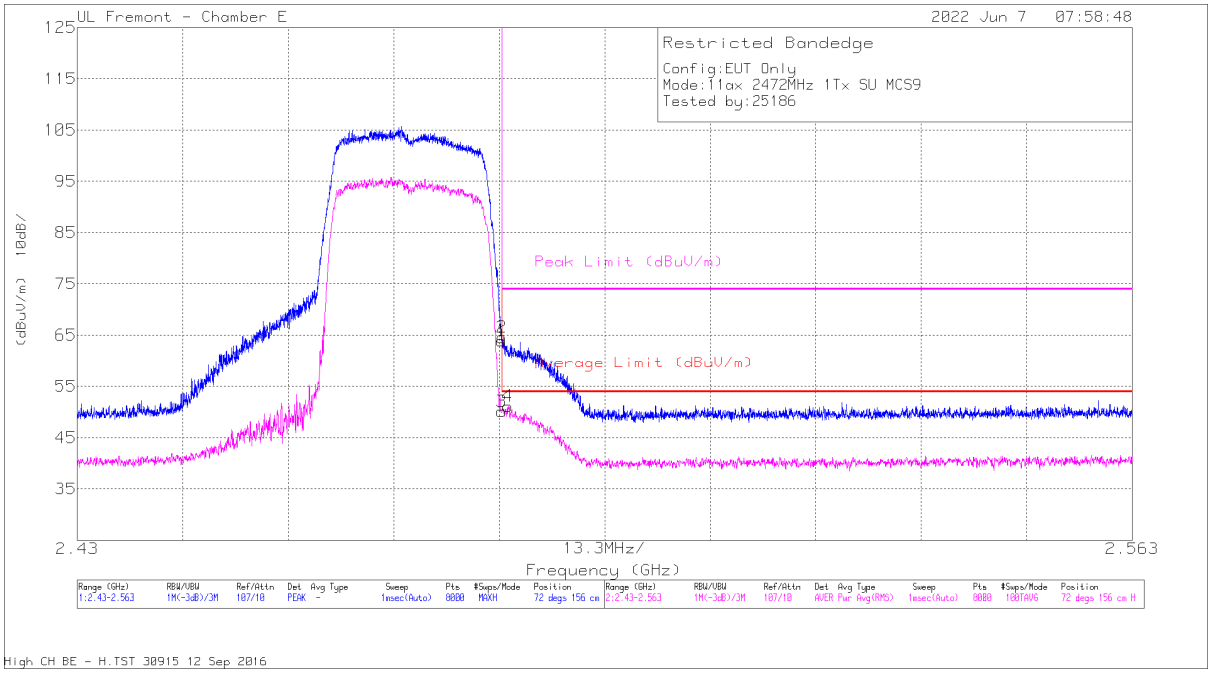

Marker	Frequency (GHz)	Meter Reading (dBuV)	Det	200897 ACF (dB/m)	Amp/Cbl/Pad (dB)	DC Corr (dB)	Corrected Reading (dBuV/m)	Average Limit (dBuV/m)	Margin (dB)	Peak Limit (dBuV/m)	PK Margin (dB)	Azimuth (Degs)	Height (cm)	Polarity
1	* 2.4835	58	Pk	31.8	-25.9	0	63.9	-	-	74	-10.1	72	156	H
2	* 2.48355	58.65	Pk	31.8	-25.9	0	64.55	-	-	74	-9.45	72	156	H
3	* 2.4835	43.71	RMS	31.8	-25.9	.5	50.11	54	-3.89	-	-	72	156	H
4	* 2.48428	44.75	RMS	31.9	-26	.5	51.15	54	-2.85	-	-	72	156	H

* - indicates frequency in CFR47 Pt 15 / IC RSS-Restricted Band
Pk - Peak detector
RMS - RMS detection

UL LLC.
47173 Benicia Street, Fremont, CA 94538; USA. TEL:(510) 319-4000 FAX:(510) 661-0888
This report shall not be reproduced except in full, without the written approval of UL LLC.

VERTICAL RESULT

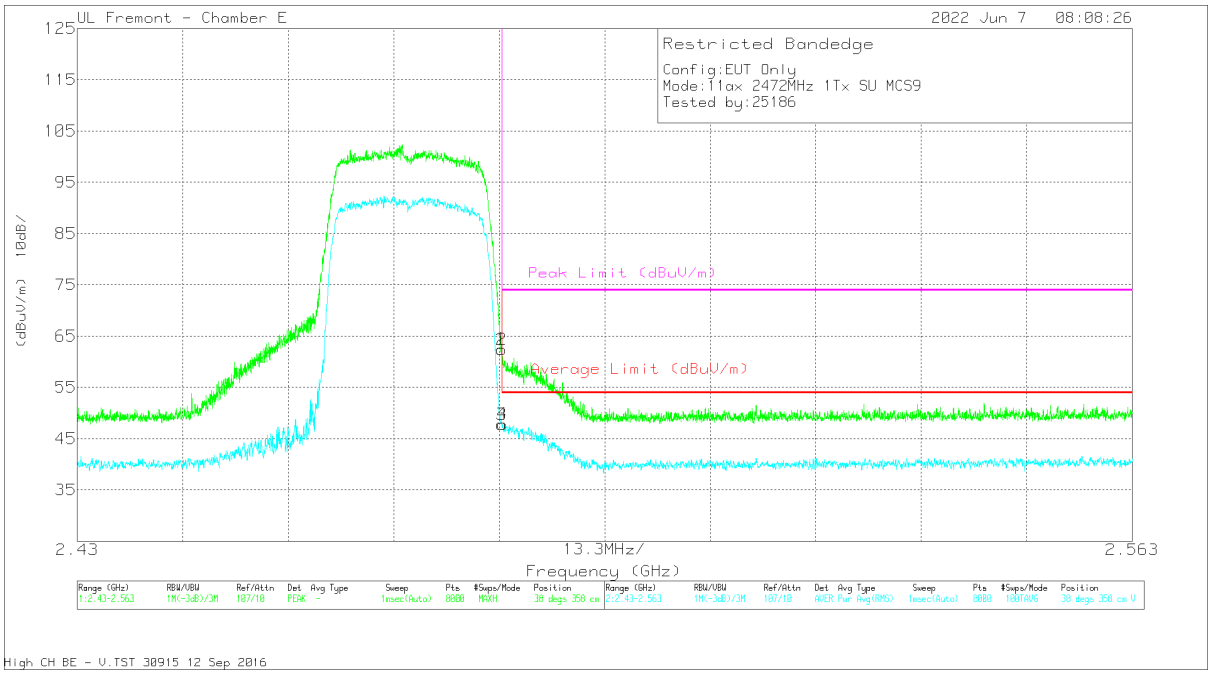

Marker	Frequency (GHz)	Meter Reading (dBuV)	Det	200897 ACF (dB/m)	Amp/Cbl/Pad (dB)	DC Corr (dB)	Corrected Reading (dBuV/m)	Average Limit (dBuV/m)	Margin (dB)	Peak Limit (dBuV/m)	PK Margin (dB)	Azimuth (Degs)	Height (cm)	Polarity
1	* 2.4835	56.55	Pk	31.8	-25.9	0	62.45	-	-	74	-11.55	38	358	V
2	* 2.48350	56.49	Pk	31.8	-25.9	0	62.39	-	-	74	-11.61	38	358	V
3	* 2.4835	41.39	RMS	31.8	-25.9	.5	47.79	54	-6.21	-	-	38	358	V
4	* 2.48362	41.44	RMS	31.8	-25.9	.5	47.84	54	-6.16	-	-	38	358	V

* - indicates frequency in CFR47 Pt 15 / IC RSS-Restricted Band
Pk - Peak detector
RMS - RMS detection

UL LLC.
47173 Benicia Street, Fremont, CA 94538; USA. TEL:(510) 319-4000 FAX:(510) 661-0888
This report shall not be reproduced except in full, without the written approval of UL LLC.

10.1.5. 802.11ax HE20 OFDMA MODE 2TX

2TX ANT 4 + ANT 3 OFDMA MODE: 26-Tones, RU Index 0

BANDEDGE (LOW CHANNEL, CH 1)

HORIZONTAL RESULT

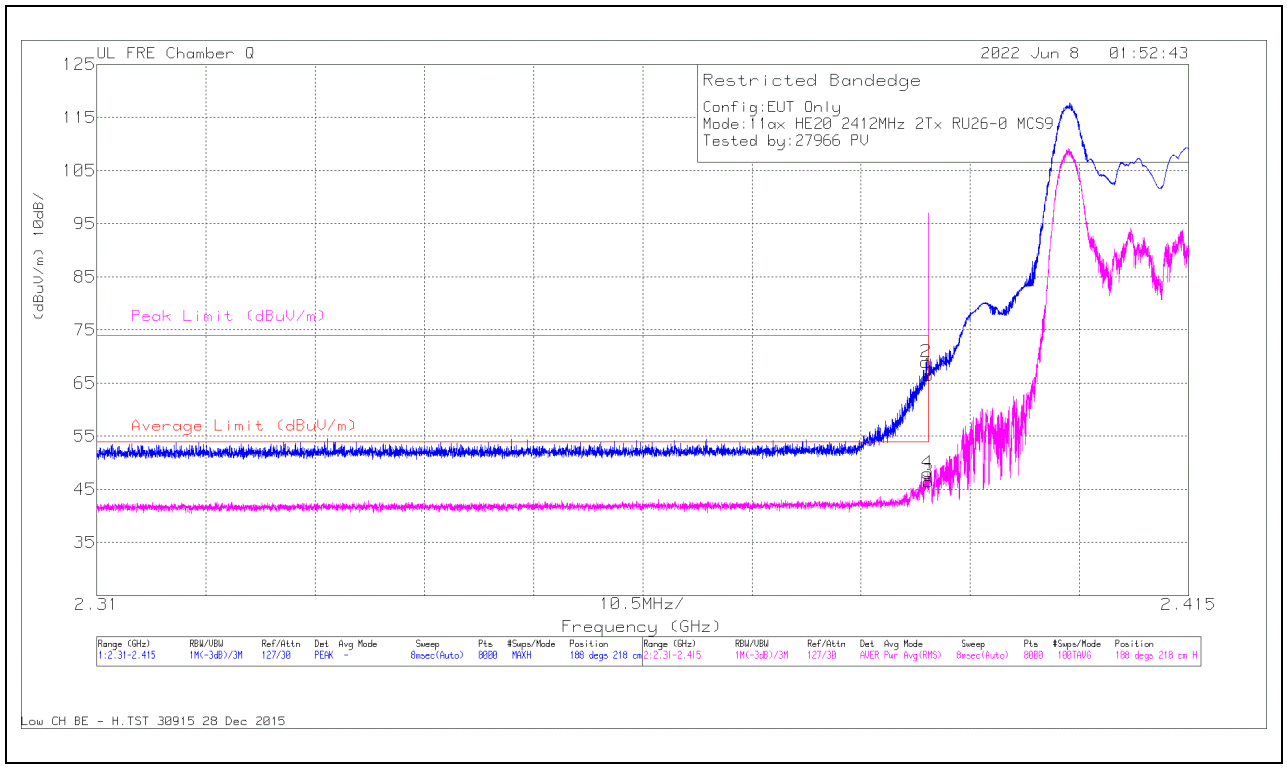

Marker	Frequency (GHz)	Meter Reading (dBuV)	Det	AF 200895 (dB/m)	Amp/Cbl/Fltr/Pad (dB)	DC Corr (dB)	Corrected Reading (dBuV/m)	Average Limit (dBuV/m)	Margin (dB)	Peak Limit (dBuV/m)	PK Margin (dB)	Azimuth (Degs)	Height (cm)	Polarity
2	2.38976	71.38	Pk	31.9	-34.3	0	68.98	-	-	74	-5.02	188	218	H
4	2.389891	49.98	RMS	31.9	-34.3	.5	48.08	54	-5.92	-	-	188	218	H
1	2.39	68.9	Pk	31.9	-34.3	0	66.5	-	-	74	-7.5	188	218	H
3	2.39	48.37	RMS	31.9	-34.3	.5	46.47	54	-7.53	-	-	188	218	H

Pk - Peak detector
RMS - RMS detection

UL LLC.
47173 Benicia Street, Fremont, CA 94538; USA. TEL:(510) 319-4000 FAX:(510) 661-0888
This report shall not be reproduced except in full, without the written approval of UL LLC.

VERTICAL RESULT

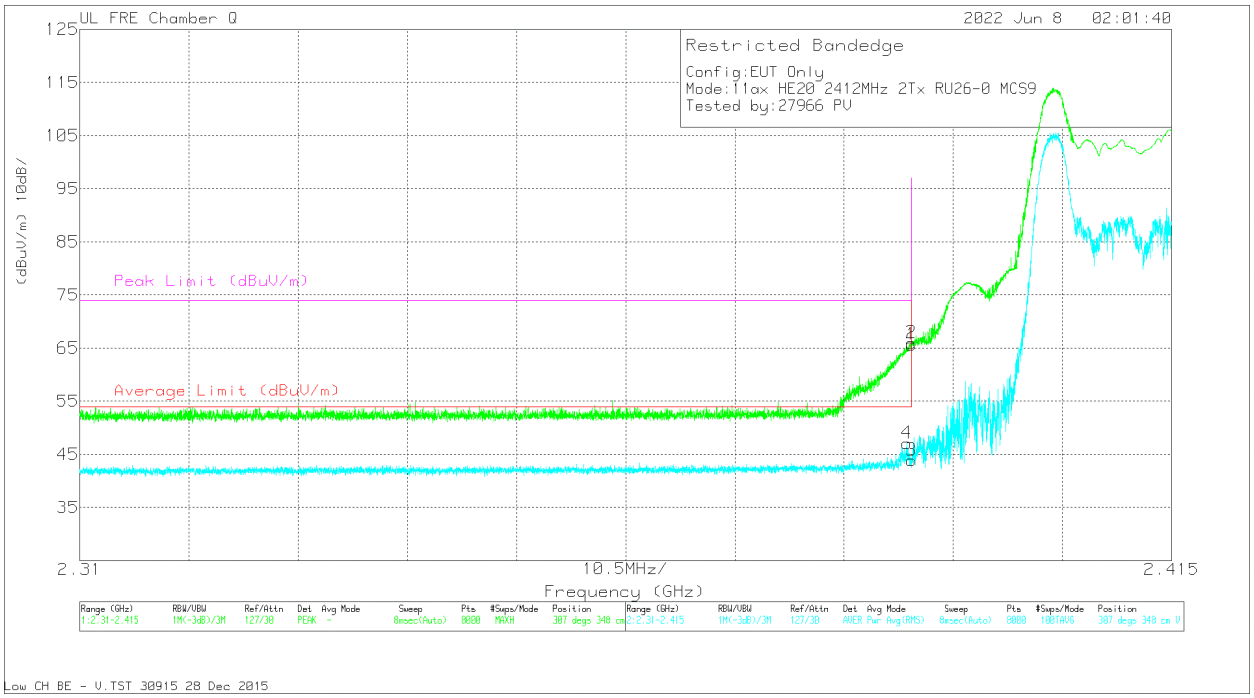

Marker	Frequency (GHz)	Meter Reading (dBuV)	Det	AF 200895 (dB/m)	Amp/Cbl/Fltr/Pad (dB)	DC Corr (dB)	Corrected Reading (dBuV/m)	Average Limit (dBuV/m)	Margin (dB)	Peak Limit (dBuV/m)	PK Margin (dB)	Azimuth (Degs)	Height (cm)	Polarity
4	2.38955	49	RMS	31.9	-34.3	.5	47.1	54	-6.9	-	-	307	348	V
2	2.38997	68.38	Pk	31.9	-34.3	0	65.98	-	-	74	-8.02	307	348	V
1	2.39	68.06	Pk	31.9	-34.3	0	65.66	-	-	74	-8.34	307	348	V
3	2.39	45.78	RMS	31.9	-34.3	.5	43.88	54	-10.12	-	-	307	348	V

Pk - Peak detector
RMS - RMS detection

UL LLC.
47173 Benicia Street, Fremont, CA 94538; USA. TEL:(510) 319-4000 FAX:(510) 661-0888
This report shall not be reproduced except in full, without the written approval of UL LLC.

BANDEDGE (LOW CHANNEL, CH 2)

HORIZONTAL RESULT

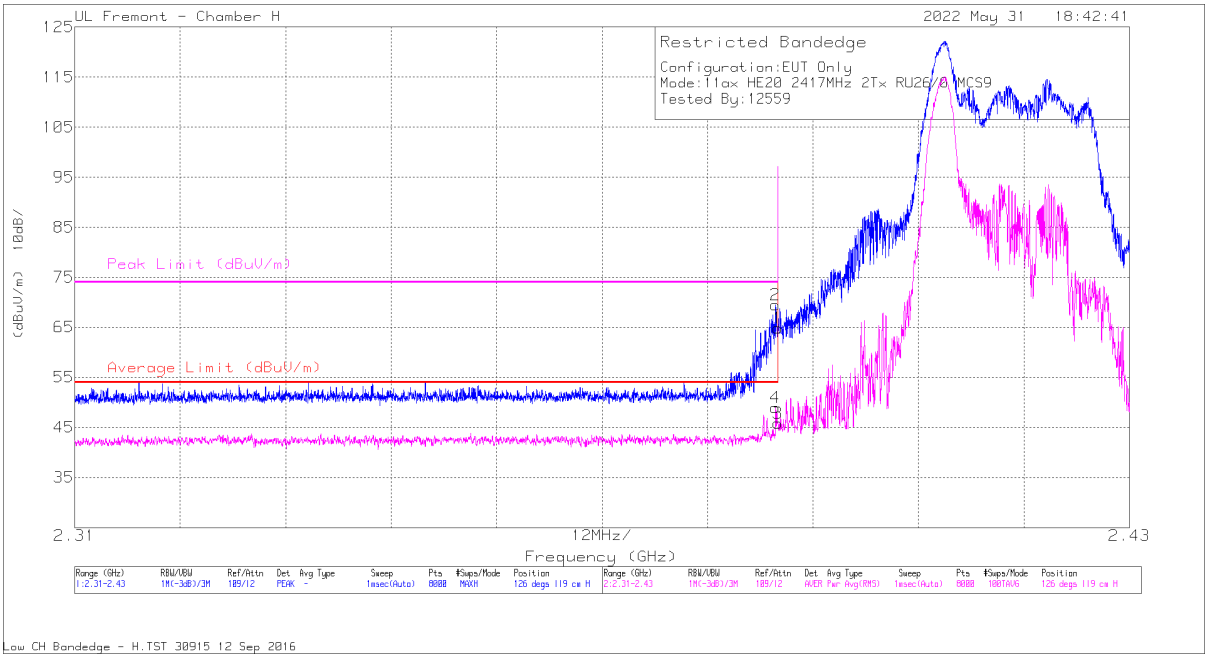

Marker	Frequency (GHz)	Meter Reading (dBuV)	Det	AF 80430 (dB/m)	Amp/Cbl/Pad (dB)	DC Corr (dB)	Corrected Reading (dBuV/m)	Average Limit (dBuV/m)	Margin (dB)	Peak Limit (dBuV/m)	PK Margin (dB)	Azimuth (Degs)	Height (cm)	Polarity
1	* 2.39	50.51	Pk	32	-17.7	0	64.81	-	-	74	-9.19	126	119	H
2	* 2.38973	55.17	Pk	32	-17.7	0	69.47	-	-	74	-4.53	126	119	H
3	* 2.39	31.09	RMS	32	-17.7	.5	45.89	54	-8.11	-	-	126	119	H
4	* 2.38973	34.22	RMS	32	-17.7	.5	49.02	54	-4.98	-	-	126	119	H

* - indicates frequency in CFR47 Pt 15 / IC RSS-Restricted Band
Pk - Peak detector
RMS - RMS detection

UL LLC.
47173 Benicia Street, Fremont, CA 94538; USA. TEL:(510) 319-4000 FAX:(510) 661-0888
This report shall not be reproduced except in full, without the written approval of UL LLC.

VERTICAL RESULT

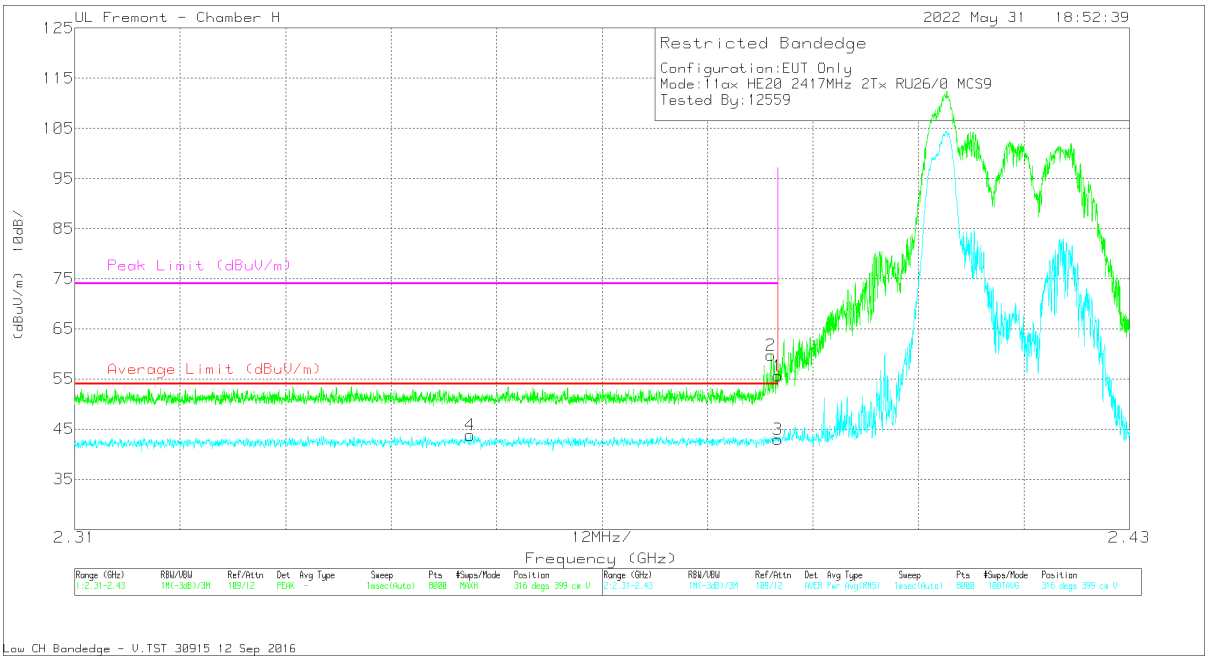

Marker	Frequency (GHz)	Meter Reading (dBuV)	Det	AF 80430 (dB/m)	Amp/Cbl/Pad (dB)	DC Corr (dB)	Corrected Reading (dBuV/m)	Average Limit (dBuV/m)	Margin (dB)	Peak Limit (dBuV/m)	PK Margin (dB)	Azimuth (Degs)	Height (cm)	Polarity
1	* 2.39	41.35	Pk	32	-17.7	0	55.65	-	-	74	-18.35	316	399	V
2	* 2.38919	45.57	Pk	32	-17.8	0	59.77	-	-	74	-14.23	316	399	V
3	* 2.39	28.12	RMS	32	-17.7	.5	42.92	54	-11.08	-	-	316	399	V
4	* 2.35500	29.18	RMS	31.9	-17.8	.5	43.78	54	-10.22	-	-	316	399	V

* - indicates frequency in CFR47 Pt 15 / IC RSS-Restricted Band
Pk - Peak detector
RMS - RMS detection

UL LLC.
47173 Benicia Street, Fremont, CA 94538; USA. TEL:(510) 319-4000 FAX:(510) 661-0888
This report shall not be reproduced except in full, without the written approval of UL LLC.

BANDEDGE (LOW CHANNEL, CH 3)

HORIZONTAL RESULT

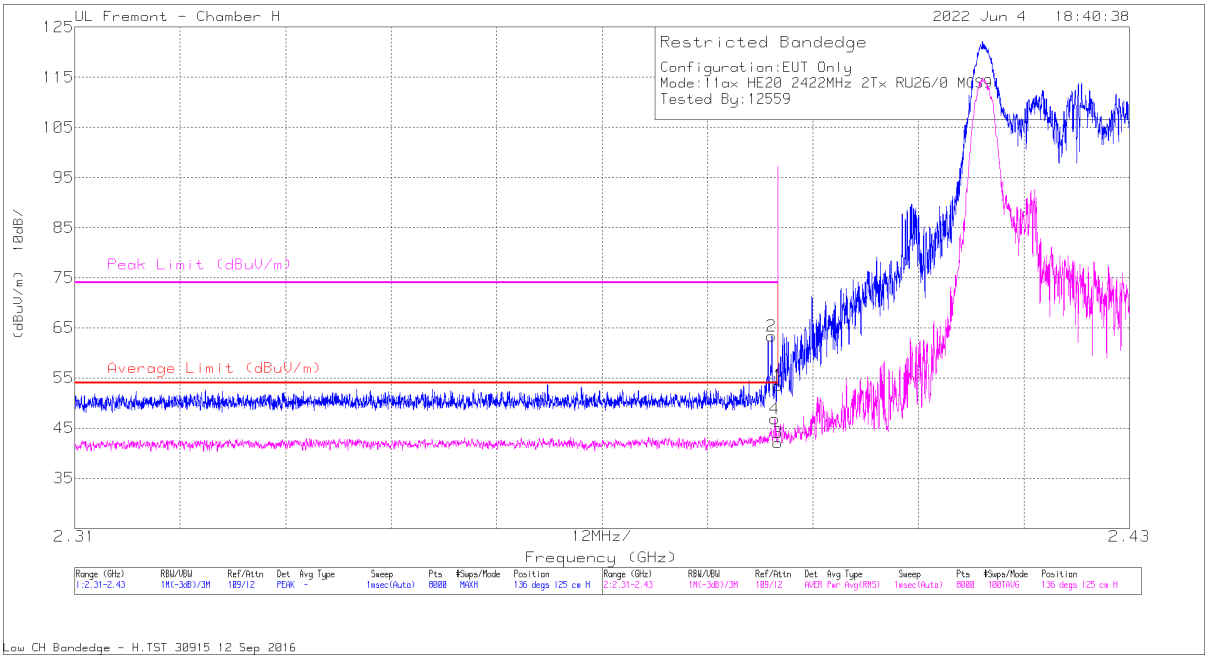

Marker	Frequency (GHz)	Meter Reading (dBuV)	Det	AF 80430 (dB/m)	Amp/Cbl/Pad (dB)	DC Corr (dB)	Corrected Reading (dBuV/m)	Average Limit (dBuV/m)	Margin (dB)	Peak Limit (dBuV/m)	PK Margin (dB)	Azimuth (Degs)	Height (cm)	Polarity
1	* 2.39	39.21	Pk	32	-17.7	0	53.51	-	-	74	-20.49	136	125	H
2	* 2.38931	49.14	Pk	32	-17.8	0	63.34	-	-	74	-10.66	136	125	H
3	* 2.39	27.34	RMS	32	-17.7	.5	42.14	54	-11.86	-	-	136	125	H
4	* 2.38966	32.13	RMS	32	-17.8	.5	46.83	54	-7.17	-	-	136	125	H

* - indicates frequency in CFR47 Pt 15 / IC RSS-Restricted Band
Pk - Peak detector
RMS - RMS detection

UL LLC.
47173 Benicia Street, Fremont, CA 94538; USA. TEL:(510) 319-4000 FAX:(510) 661-0888
This report shall not be reproduced except in full, without the written approval of UL LLC.

VERTICAL RESULT

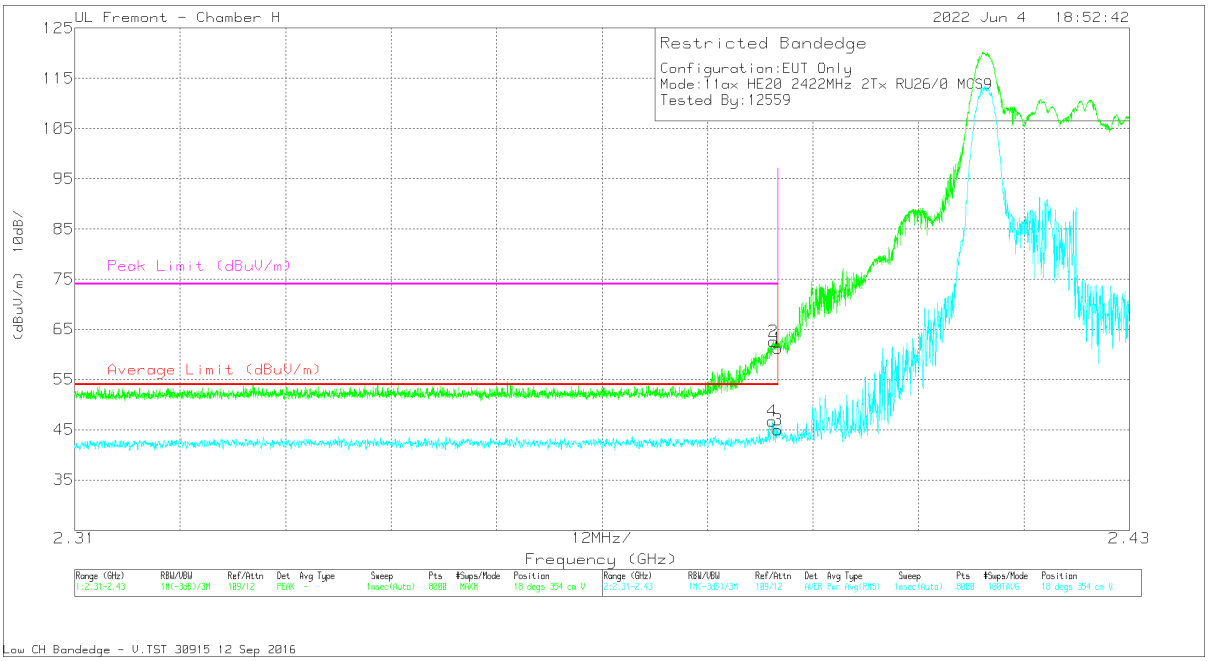

Marker	Frequency (GHz)	Meter Reading (dBuV)	Det	AF 80430 (dB/m)	Amp/Cbl/Pad (dB)	DC Corr (dB)	Corrected Reading (dBuV/m)	Average Limit (dBuV/m)	Margin (dB)	Peak Limit (dBuV/m)	PK Margin (dB)	Azimuth (Degs)	Height (cm)	Polarity
1	* 2.39	46.95	Pk	32	-17.7	0	61.25	-	-	74	-12.75	18	354	V
2	* 2.38951	48.36	Pk	32	-17.8	0	62.56	-	-	74	-11.44	18	354	V
3	* 2.39	30.13	RMS	32	-17.7	.5	44.93	54	-9.07	-	-	18	354	V
4	* 2.38934	32.01	RMS	32	-17.8	.5	46.71	54	-7.29	-	-	18	354	V

* - indicates frequency in CFR47 Pt 15 / IC RSS-Restricted Band
Pk - Peak detector
RMS - RMS detection

UL LLC.
47173 Benicia Street, Fremont, CA 94538; USA. TEL:(510) 319-4000 FAX:(510) 661-0888
This report shall not be reproduced except in full, without the written approval of UL LLC.

BANDEDGE (LOW CHANNEL, CH 8)

HORIZONTAL RESULT

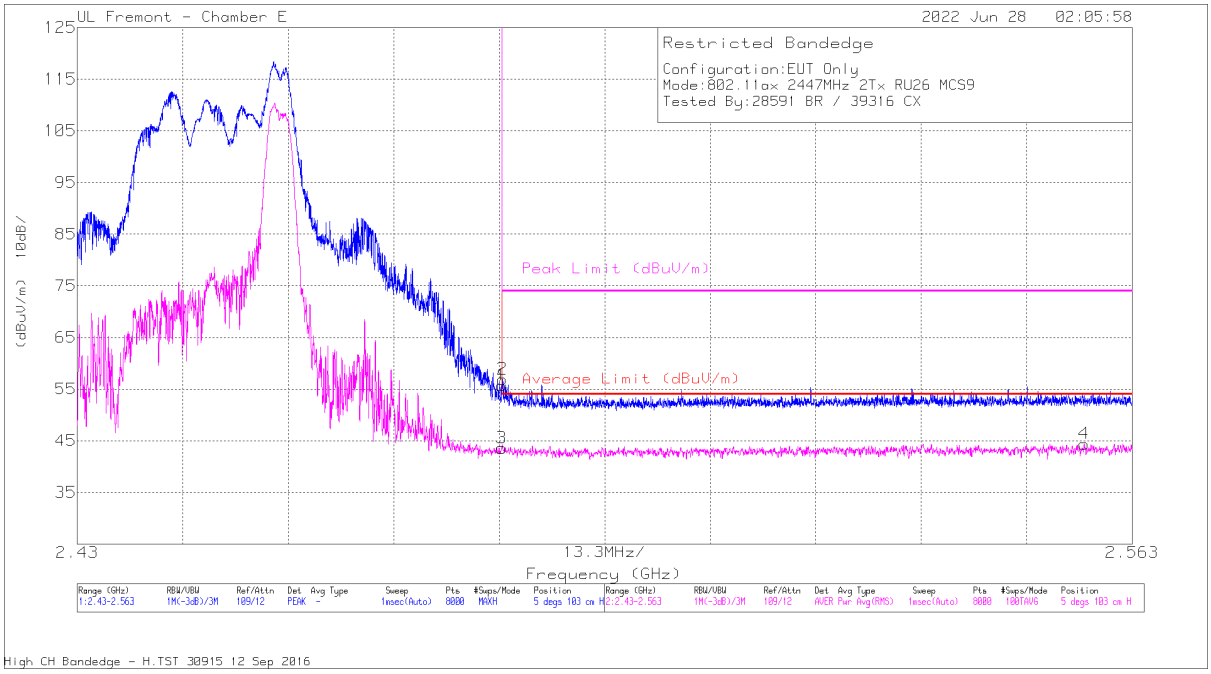

Marker	Frequency (GHz)	Meter Reading (dBuV)	Det	200897 ACF (dB/m)	Amp/Cbl/Pad (dB)	DC Corr (dB)	Corrected Reading (dBuV/m)	Average Limit (dBuV/m)	Margin (dB)	Peak Limit (dBuV/m)	PK Margin (dB)	Azimuth (Degs)	Height (cm)	Polarity
1	* 2.4835	41.94	Pk	31.8	-18	0	55.74	-	-	74	-18.26	5	103	H
2	* 2.4836	43.14	Pk	31.8	-18	0	56.94	-	-	74	-17.06	5	103	H
3	* 2.4835	29.28	RMS	31.8	-18	.5	43.58	54	-10.42	-	-	5	103	H
4	2.556931	29.6	RMS	32.4	-18.1	.5	44.4	54	-9.6	-	-	5	103	H

* - indicates frequency in CFR47 Pt 15 / IC RSS-Restricted Band
Pk - Peak detector
RMS - RMS detection

UL LLC.
47173 Benicia Street, Fremont, CA 94538; USA. TEL:(510) 319-4000 FAX:(510) 661-0888
This report shall not be reproduced except in full, without the written approval of UL LLC.

VERTICAL RESULT

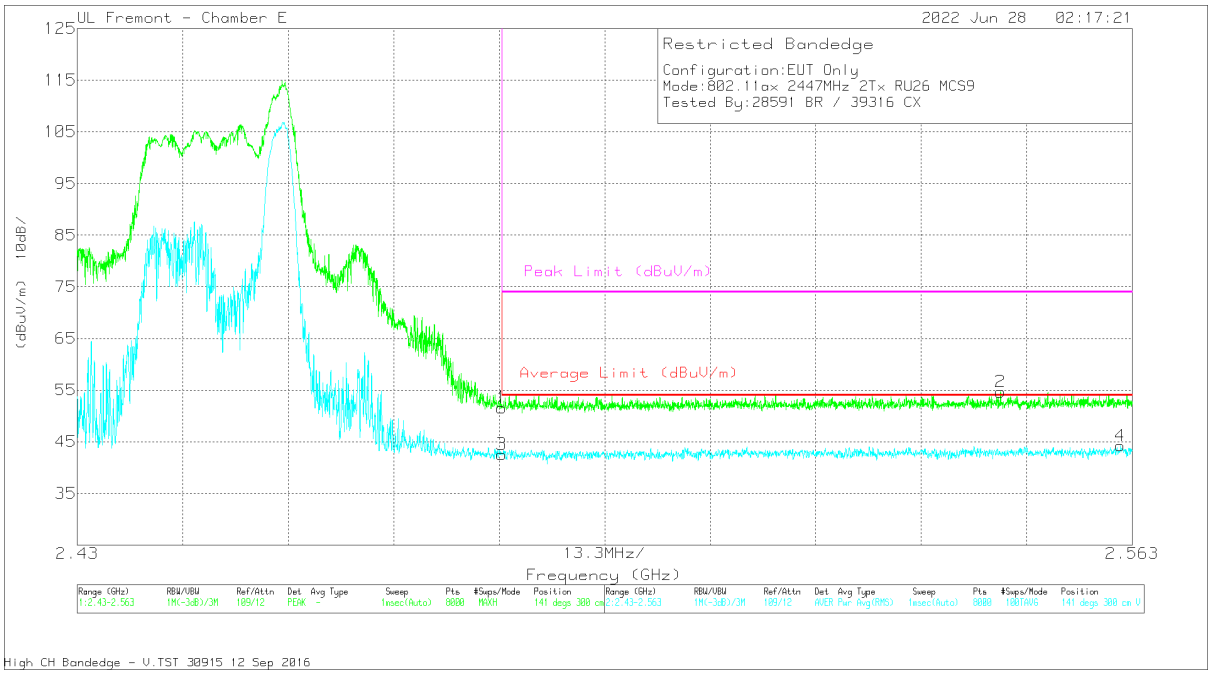

Marker	Frequency (GHz)	Meter Reading (dBuV)	Det	200897 ACF (dB/m)	Amp/Cbl/Pad (dB)	DC Corr (dB)	Corrected Reading (dBuV/m)	Average Limit (dBuV/m)	Margin (dB)	Peak Limit (dBuV/m)	PK Margin (dB)	Azimuth (Degs)	Height (cm)	Polarity
1	* 2.4835	37.78	Pk	31.8	-18	0	51.58	-	-	74	-22.42	141	300	V
3	* 2.4835	28.27	RMS	31.8	-18	.5	42.57	54	-11.43	-	-	141	300	V
2	2.546389	40.47	Pk	32.3	-18.1	0	54.67	-	-	74	-19.33	141	300	V
4	2.561486	29.33	RMS	32.4	-18	.5	44.23	54	-9.77	-	-	141	300	V

* - indicates frequency in CFR47 Pt 15 / IC RSS-Restricted Band
Pk - Peak detector
RMS - RMS detection

UL LLC.
47173 Benicia Street, Fremont, CA 94538; USA. TEL:(510) 319-4000 FAX:(510) 661-0888
This report shall not be reproduced except in full, without the written approval of UL LLC.

BANDEDGE (HIGH CHANNEL, CH 9)

HORIZONTAL RESULT

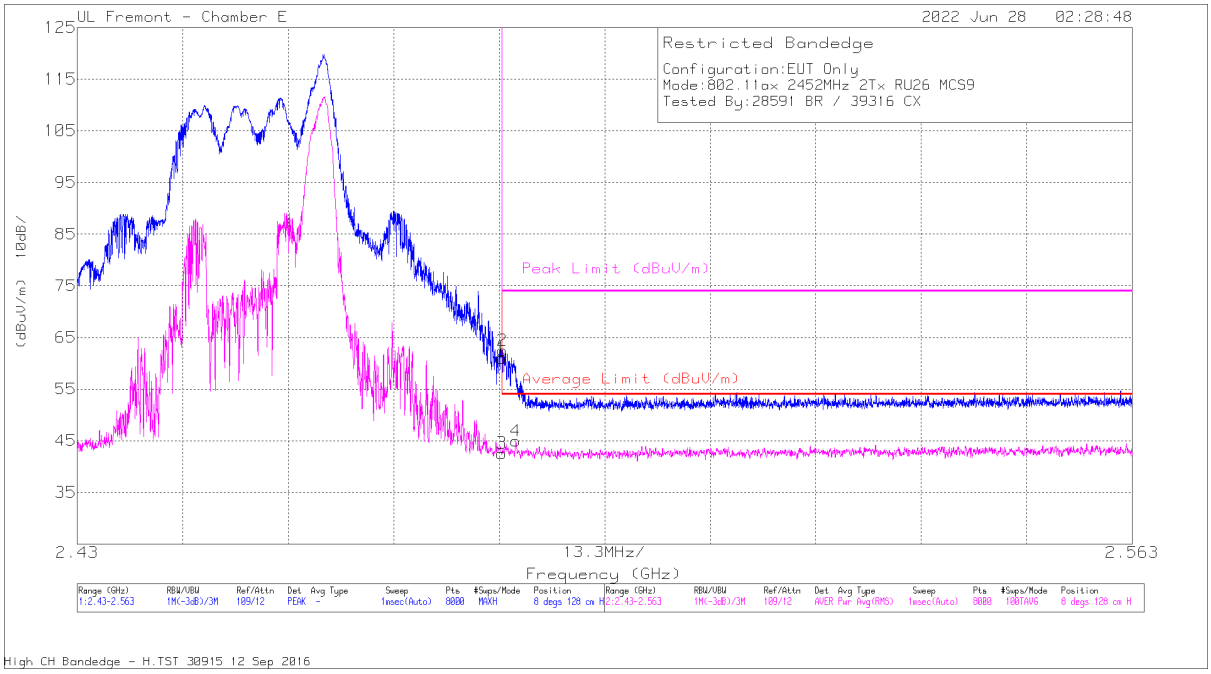

Marker	Frequency (GHz)	Meter Reading (dBuV)	Det	200897 ACF (dB/m)	Amp/Cbl/Pad (dB)	DC Corr (dB)	Corrected Reading (dBuV/m)	Average Limit (dBuV/m)	Margin (dB)	Peak Limit (dBuV/m)	PK Margin (dB)	Azimuth (Degs)	Height (cm)	Polarity
1	* 2.4835	47.18	Pk	31.8	-18	0	60.98	-	-	74	-13.02	8	128	H
2	* 2.48363	48.67	Pk	31.8	-18	0	62.47	-	-	74	-11.53	8	128	H
3	* 2.4835	28.26	RMS	31.8	-18	.5	42.56	54	-11.44	-	-	8	128	H
4	* 2.48528	30.56	RMS	31.9	-18	.5	44.96	54	-9.04	-	-	8	128	H

* - indicates frequency in CFR47 Pt 15 / IC RSS-Restricted Band
Pk - Peak detector
RMS - RMS detection

UL LLC.
47173 Benicia Street, Fremont, CA 94538; USA. TEL:(510) 319-4000 FAX:(510) 661-0888
This report shall not be reproduced except in full, without the written approval of UL LLC.

VERTICAL RESULT

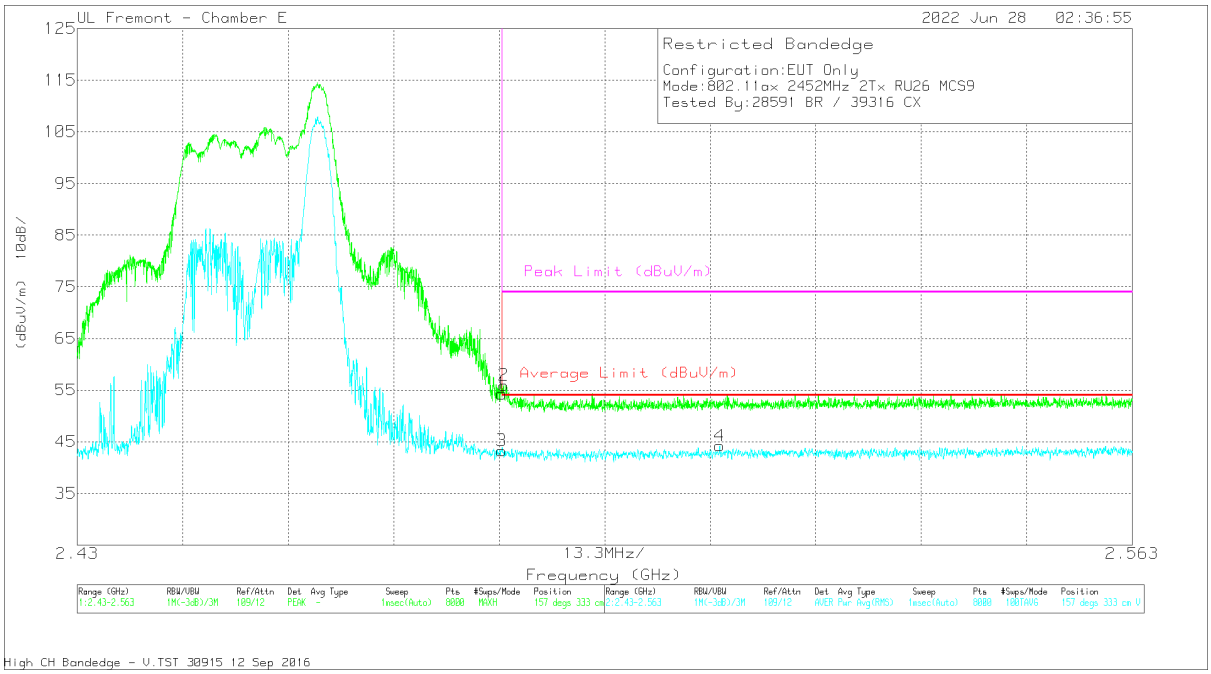

Marker	Frequency (GHz)	Meter Reading (dBuV)	Det	200897 ACF (dB/m)	Amp/Cbl/Pad (dB)	DC Corr (dB)	Corrected Reading (dBuV/m)	Average Limit (dBuV/m)	Margin (dB)	Peak Limit (dBuV/m)	PK Margin (dB)	Azimuth (Degs)	Height (cm)	Polarity
1	* 2.4835	40.49	Pk	31.8	-18	0	54.29	-	-	74	-19.71	157	333	V
2	* 2.48375	42.05	Pk	31.9	-18	0	55.95	-	-	74	-18.05	157	333	V
3	* 2.4835	28.96	RMS	31.8	-18	.5	43.26	54	-10.74	-	-	157	333	V
4	2.51099	29.73	RMS	32	-18	.5	44.23	54	-9.77	-	-	157	333	V

* - indicates frequency in CFR47 Pt 15 / IC RSS-Restricted Band
Pk - Peak detector
RMS - RMS detection

UL LLC.
47173 Benicia Street, Fremont, CA 94538; USA. TEL:(510) 319-4000 FAX:(510) 661-0888
This report shall not be reproduced except in full, without the written approval of UL LLC.

BANDEDGE (HIGH CHANNEL, CH 10)

HORIZONTAL RESULT

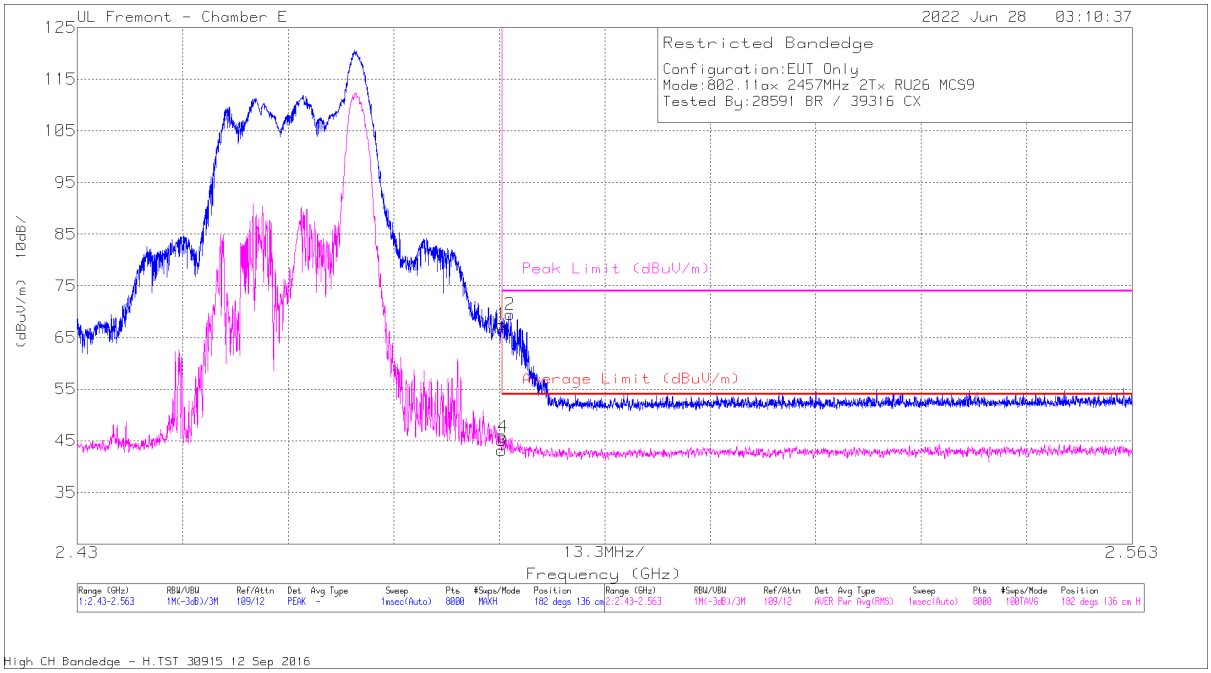

Marker	Frequency (GHz)	Meter Reading (dBuV)	Det	200897 ACF (dB/m)	Amp/Cbl/Pad (dB)	DC Corr (dB)	Corrected Reading (dBuV/m)	Average Limit (dBuV/m)	Margin (dB)	Peak Limit (dBuV/m)	PK Margin (dB)	Azimuth (Degs)	Height (cm)	Polarity
1	* 2.4835	53.71	Pk	31.8	-18	0	67.51	-	-	74	-6.49	182	136	H
2	* 2.48458	55.56	Pk	31.9	-18	0	69.46	-	-	74	-4.54	182	136	H
3	* 2.4835	28.83	RMS	31.8	-18	.5	43.13	54	-10.87	-	-	182	136	H
4	* 2.48367	31.33	RMS	31.9	-18	.5	45.73	54	-8.27	-	-	182	136	H

* - indicates frequency in CFR47 Pt 15 / IC RSS-Restricted Band
Pk - Peak detector
RMS - RMS detection

UL LLC.
47173 Benicia Street, Fremont, CA 94538; USA. TEL:(510) 319-4000 FAX:(510) 661-0888
This report shall not be reproduced except in full, without the written approval of UL LLC.

VERTICAL RESULT

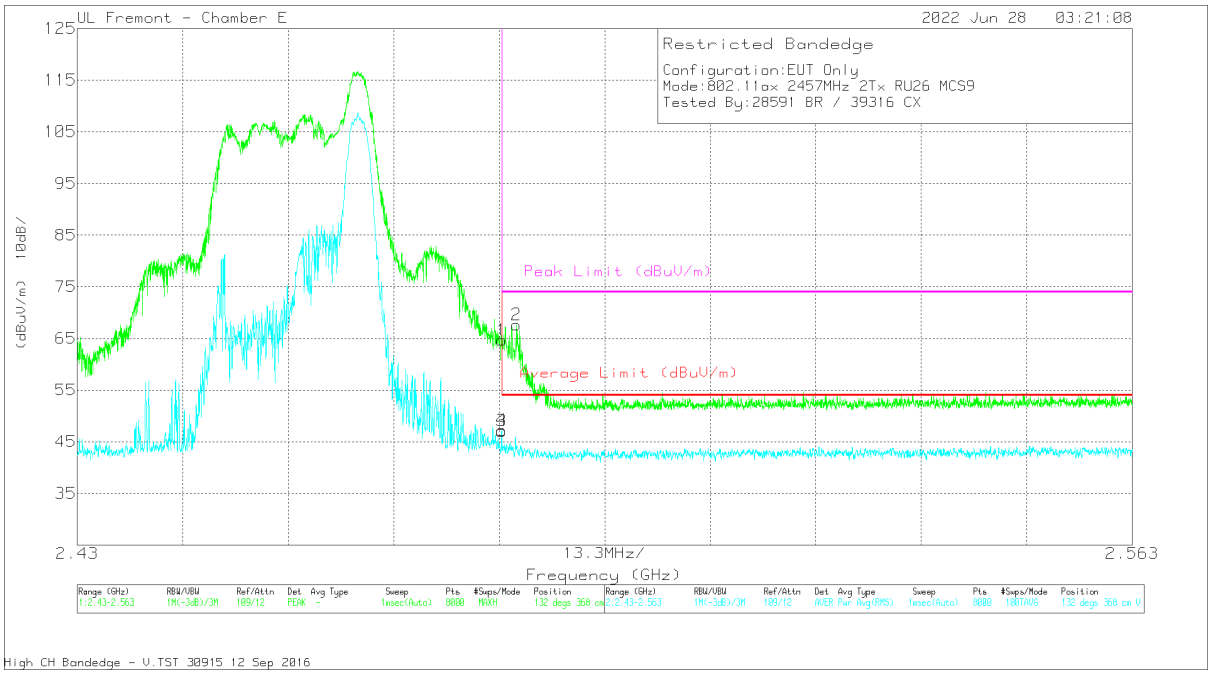

Marker	Frequency (GHz)	Meter Reading (dBuV)	Det	200897 ACF (dB/m)	Amp/Cbl/Pad (dB)	DC Corr (dB)	Corrected Reading (dBuV/m)	Average Limit (dBuV/m)	Margin (dB)	Peak Limit (dBuV/m)	PK Margin (dB)	Azimuth (Degs)	Height (cm)	Polarity
1	* 2.4835	50.89	Pk	31.8	-18	0	64.69	-	-	74	-9.31	132	368	V
2	* 2.48536	53.82	Pk	31.9	-18.1	0	67.62	-	-	74	-6.38	132	368	V
3	* 2.4835	32.8	RMS	31.8	-18	.5	47.1	54	-6.9	-	-	132	368	V
4	* 2.48350	32.92	RMS	31.8	-18	.5	47.22	54	-6.78	-	-	132	368	V

* - indicates frequency in CFR47 Pt 15 / IC RSS-Restricted Band
Pk - Peak detector
RMS - RMS detection

UL LLC.
47173 Benicia Street, Fremont, CA 94538; USA. TEL:(510) 319-4000 FAX:(510) 661-0888
This report shall not be reproduced except in full, without the written approval of UL LLC.

BANDEDGE (HIGH CHANNEL, CH 11)

HORIZONTAL RESULT

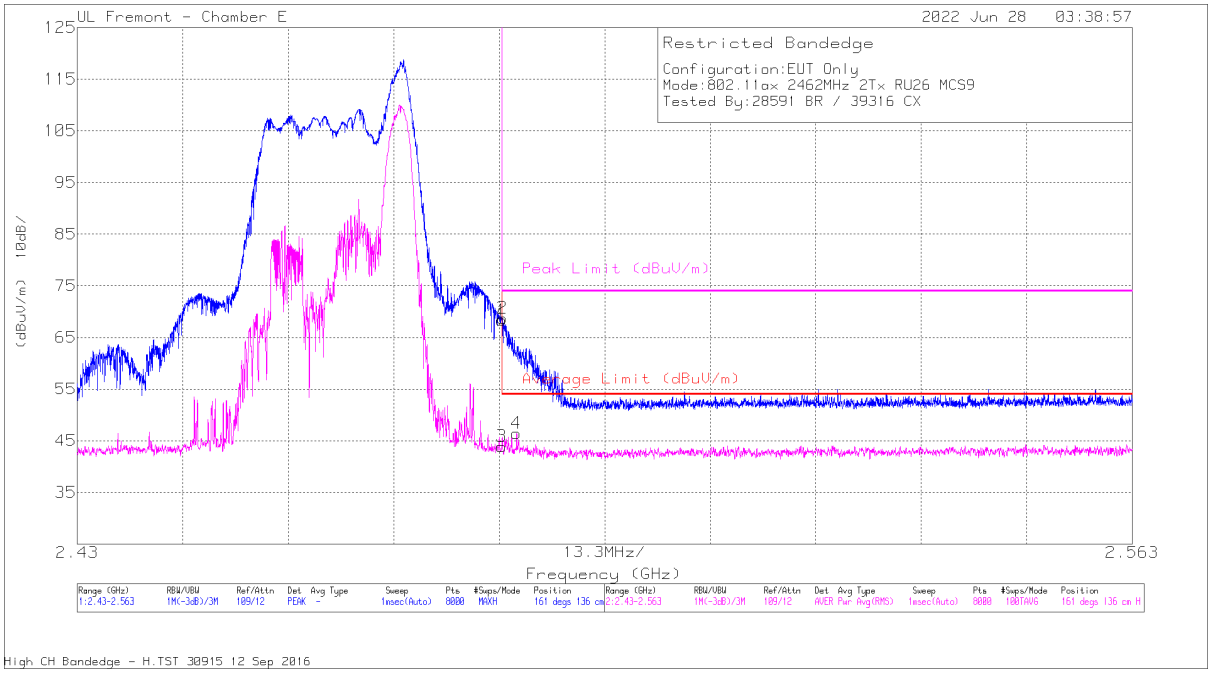

Marker	Frequency (GHz)	Meter Reading (dBuV)	Det	200897 ACF (dB/m)	Amp/Cbl/Pad (dB)	DC Corr (dB)	Corrected Reading (dBuV/m)	Average Limit (dBuV/m)	Margin (dB)	Peak Limit (dBuV/m)	PK Margin (dB)	Azimuth (Degs)	Height (cm)	Polarity
1	* 2.4835	54.53	Pk	31.8	-18	0	68.33	-	-	74	-5.67	161	136	H
2	* 2.48360	54.96	Pk	31.8	-18	0	68.76	-	-	74	-5.24	161	136	H
3	* 2.4835	29.61	RMS	31.8	-18	.5	43.91	54	-10.09	-	-	161	136	H
4	* 2.48538	32.14	RMS	31.9	-18.1	.5	46.44	54	-7.56	-	-	161	136	H

* - indicates frequency in CFR47 Pt 15 / IC RSS-Restricted Band
Pk - Peak detector
RMS - RMS detection

UL LLC.
47173 Benicia Street, Fremont, CA 94538; USA. TEL:(510) 319-4000 FAX:(510) 661-0888
This report shall not be reproduced except in full, without the written approval of UL LLC.

VERTICAL RESULT

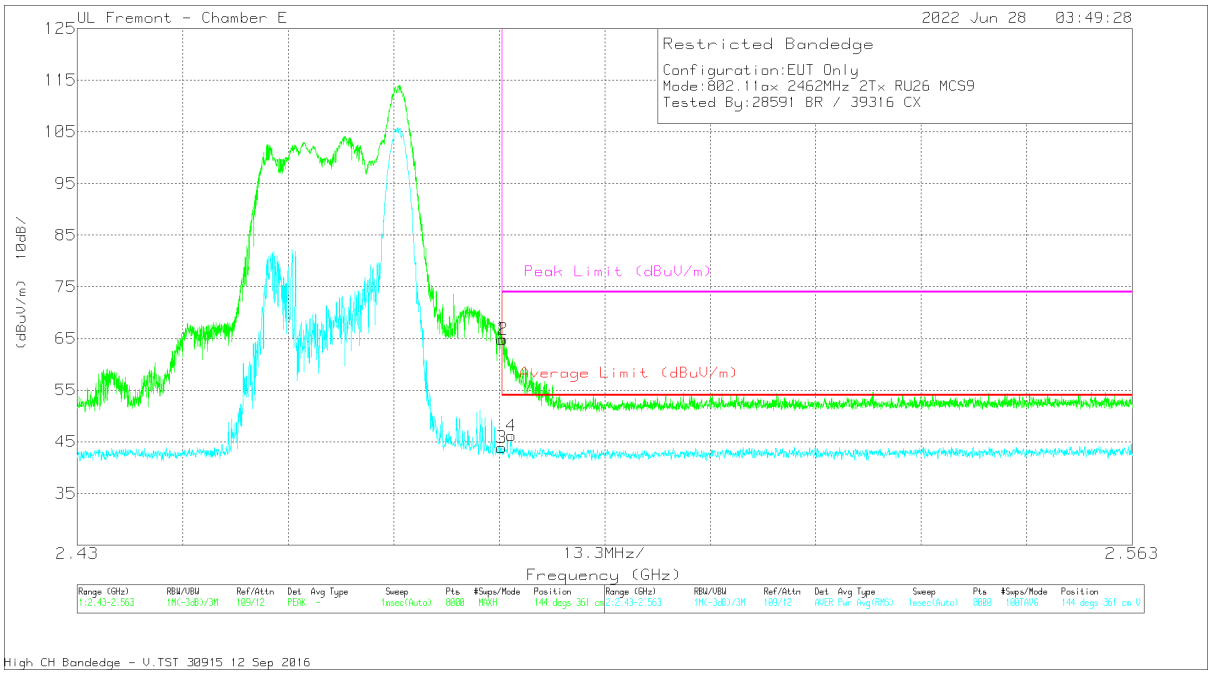

Marker	Frequency (GHz)	Meter Reading (dBuV)	Det	200897 ACF (dB/m)	Amp/Cbl/Pad (dB)	DC Corr (dB)	Corrected Reading (dBuV/m)	Average Limit (dBuV/m)	Margin (dB)	Peak Limit (dBuV/m)	PK Margin (dB)	Azimuth (Degs)	Height (cm)	Polarity
1	* 2.4835	51	Pk	31.8	-18	0	64.8	-	-	74	-9.2	144	361	V
2	* 2.48372	50.95	Pk	31.9	-18	0	64.85	-	-	74	-9.15	144	361	V
3	* 2.4835	29.58	RMS	31.8	-18	.5	43.88	54	-10.12	-	-	144	361	V
4	* 2.48470	31.77	RMS	31.9	-18	.5	46.17	54	-7.83	-	-	144	361	V

* - indicates frequency in CFR47 Pt 15 / IC RSS-Restricted Band
Pk - Peak detector
RMS - RMS detection

UL LLC.
47173 Benicia Street, Fremont, CA 94538; USA. TEL:(510) 319-4000 FAX:(510) 661-0888
This report shall not be reproduced except in full, without the written approval of UL LLC.

BANDEDGE (HIGH CHANNEL, CH 12)

HORIZONTAL RESULT

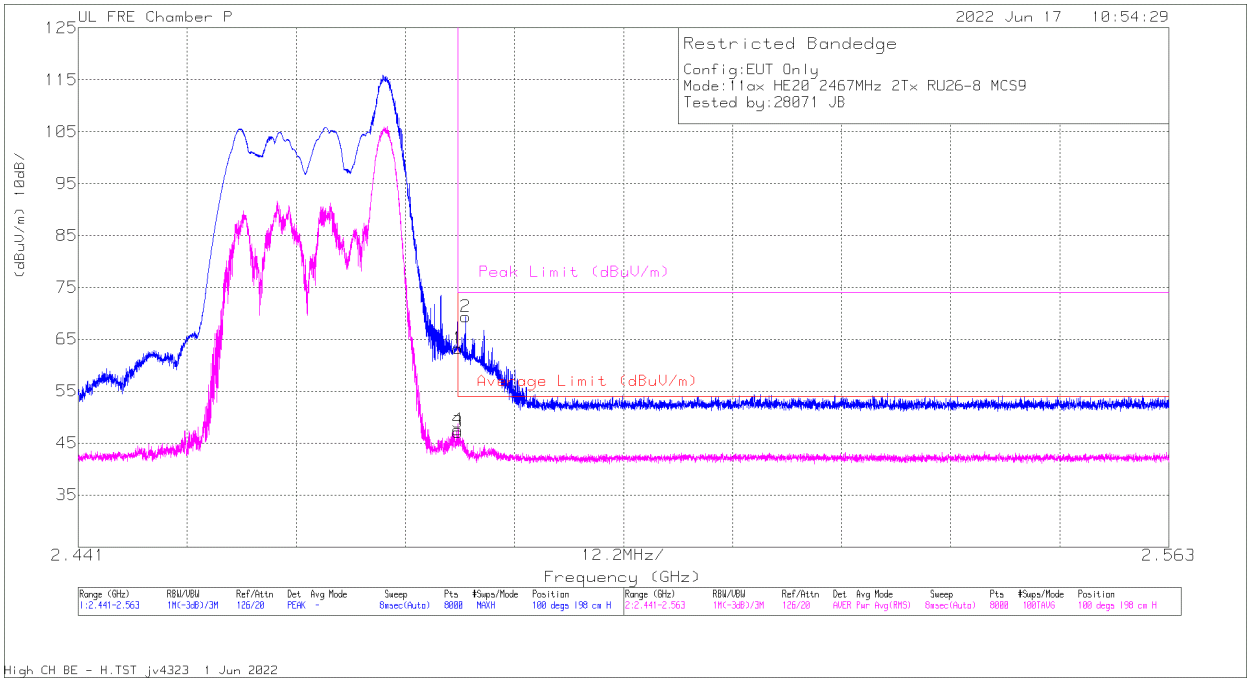

Marker	Frequency (GHz)	Meter Reading (dBuV)	Det	AF 41112 (dB/m)	Amp/Cbl/Fltr/Pad (dB)	DC Corr (dB)	Corrected Reading (dBuV/m)	Average Limit (dBuV/m)	Margin (dB)	Peak Limit (dBuV/m)	PK Margin (dB)	Azimuth (Degs)	Height (cm)	Polarity
1	2.4835	64.53	Pk	32.4	-33.7	0	63.23	-	-	74	-10.77	100	198	H
3	2.4835	47.88	RMS	32.4	-33.7	.5	47.08	54	-6.92	-	-	100	198	H
4	2.483507	48.44	RMS	32.4	-33.7	.5	47.64	54	-6.36	-	-	100	198	H
2	2.484316	70.64	Pk	32.4	-33.7	0	69.34	-	-	74	-4.66	100	198	H

Pk - Peak detector
RMS - RMS detection

UL LLC.
47173 Benicia Street, Fremont, CA 94538; USA. TEL:(510) 319-4000 FAX:(510) 661-0888
This report shall not be reproduced except in full, without the written approval of UL LLC.

VERTICAL RESULT

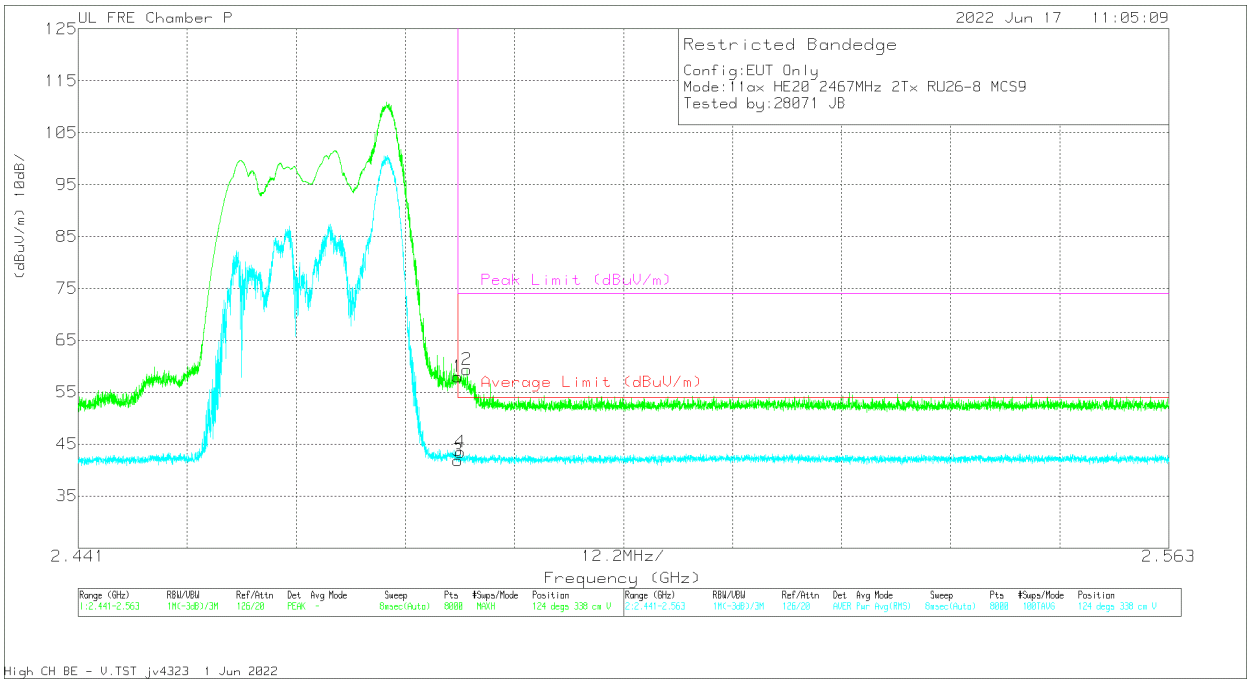

Marker	Frequency (GHz)	Meter Reading (dBuV)	Det	AF 41112 (dB/m)	Amp/Cbl/Fltr/Pad (dB)	DC Corr (dB)	Corrected Reading (dBuV/m)	Average Limit (dBuV/m)	Margin (dB)	Peak Limit (dBuV/m)	PK Margin (dB)	Azimuth (Degs)	Height (cm)	Polarity
1	2.4835	59.3	Pk	32.4	-33.7	0	58	-	-	74	-16	124	338	V
3	2.4835	42.66	RMS	32.4	-33.7	.5	41.86	54	-12.14	-	-	124	338	V
4	2.483782	44.23	RMS	32.4	-33.7	.5	43.43	54	-10.57	-	-	124	338	V
2	2.484499	60.6	Pk	32.4	-33.7	0	59.3	-	-	74	-14.7	124	338	V

Pk - Peak detector
RMS - RMS detection

UL LLC.
47173 Benicia Street, Fremont, CA 94538; USA. TEL:(510) 319-4000 FAX:(510) 661-0888
This report shall not be reproduced except in full, without the written approval of UL LLC.

BANDEDGE (HIGH CHANNEL, CH 13)

HORIZONTAL RESULT

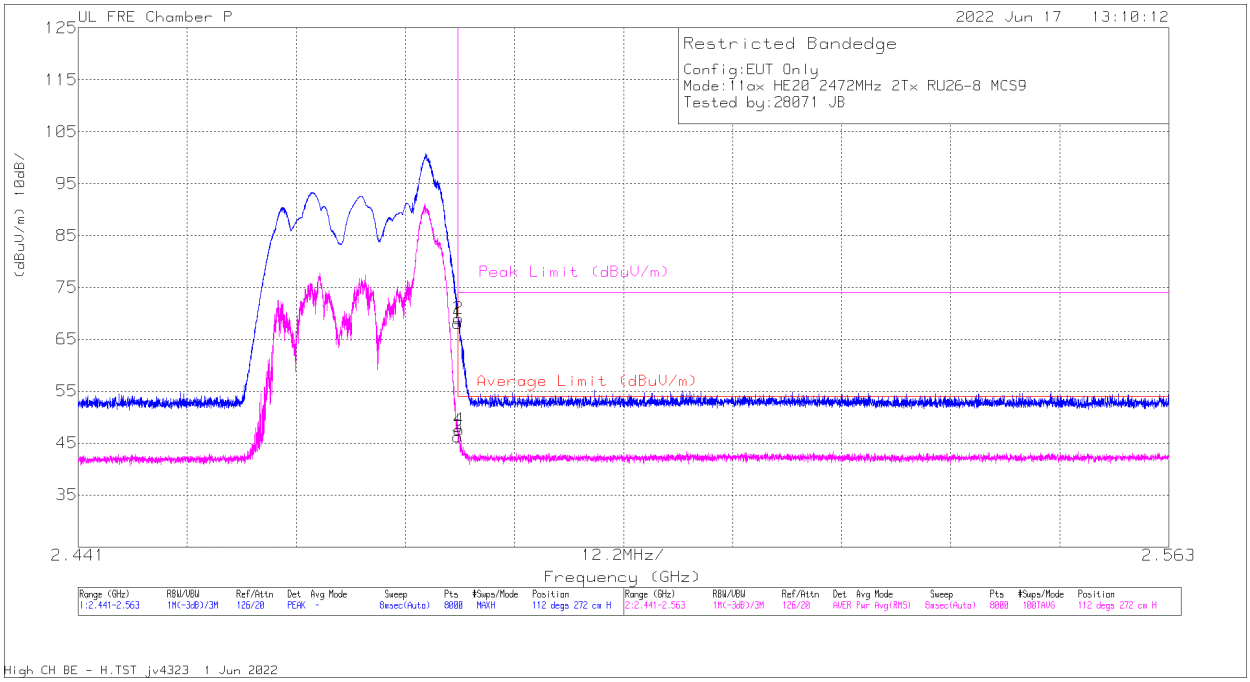

Marker	Frequency (GHz)	Meter Reading (dBuV)	Det	AF 41112 (dB/m)	Amp/Cbl/Fltr/Pad (dB)	DC Corr (dB)	Corrected Reading (dBuV/m)	Average Limit (dBuV/m)	Margin (dB)	Peak Limit (dBuV/m)	PK Margin (dB)	Azimuth (Degs)	Height (cm)	Polarity
1	2.4835	69.47	Pk	32.4	-33.7	0	68.17	-	-	74	-5.83	112	272	H
3	2.4835	47.03	RMS	32.4	-33.7	.5	46.23	54	-7.77	-	-	112	272	H
2	2.483553	70.27	Pk	32.4	-33.7	0	68.97	-	-	74	-5.03	112	272	H
4	2.483599	48.38	RMS	32.4	-33.7	.5	47.58	54	-6.42	-	-	112	272	H

* - indicates frequency in CFR47 Pt 15 / IC RSS-Restricted Band
Pk - Peak detector
RMS - RMS detection

UL LLC.
47173 Benicia Street, Fremont, CA 94538; USA. TEL:(510) 319-4000 FAX:(510) 661-0888
This report shall not be reproduced except in full, without the written approval of UL LLC.

VERTICAL RESULT

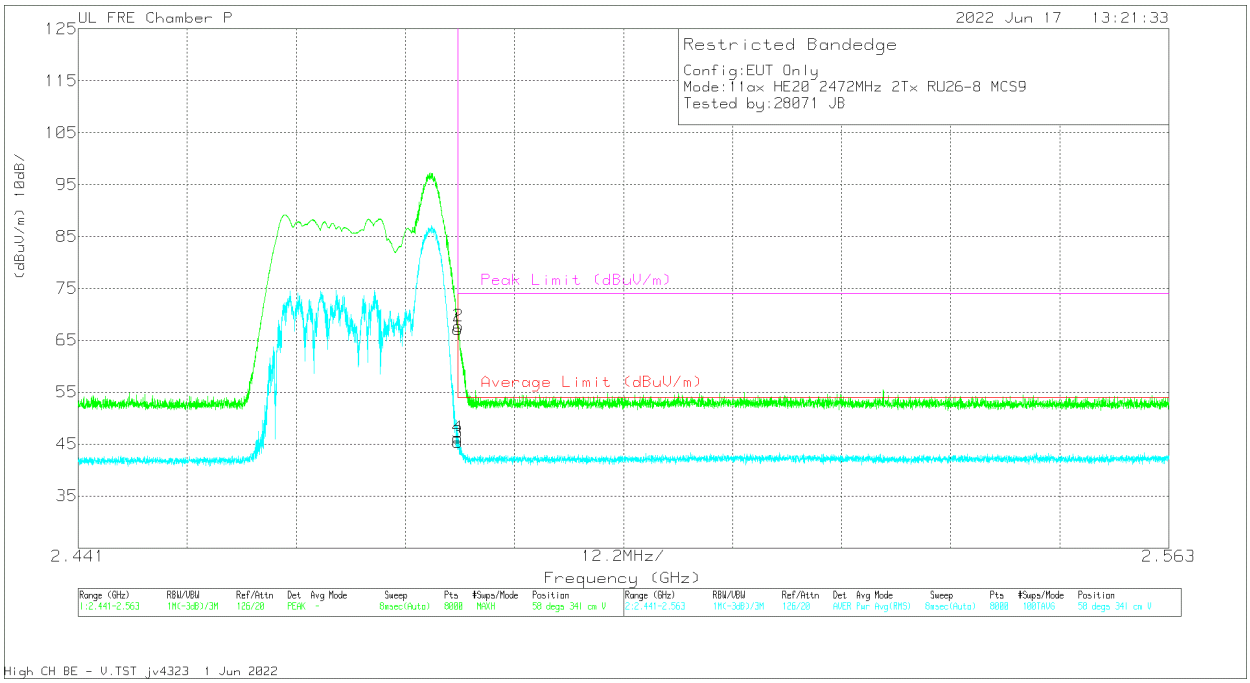

Marker	Frequency (GHz)	Meter Reading (dBuV)	Det	AF 41112 (dB/m)	Amp/Cbl/Fltr/Pad (dB)	DC Corr (dB)	Corrected Reading (dBuV/m)	Average Limit (dBuV/m)	Margin (dB)	Peak Limit (dBuV/m)	PK Margin (dB)	Azimuth (Degs)	Height (cm)	Polarity
1	*2.4835	68.46	Pk	32.4	-33.7	0	67.16	-	-	74	-6.84	58	341	V
3	*2.4835	46.19	RMS	32.4	-33.7	.5	45.39	54	-8.61	-	-	58	341	V
4	*2.483507	47	RMS	32.4	-33.7	.5	46.2	54	-7.8	-	-	58	341	V
2	*2.483523	69	Pk	32.4	-33.7	0	67.7	-	-	74	-6.3	58	341	V

Pk - Peak detector
RMS - RMS detection

UL LLC.
47173 Benicia Street, Fremont, CA 94538; USA. TEL:(510) 319-4000 FAX:(510) 661-0888
This report shall not be reproduced except in full, without the written approval of UL LLC.

HARMONICS AND SPURIOUS EMISSIONS

LOW CHANNEL, CH 1 RESULTS

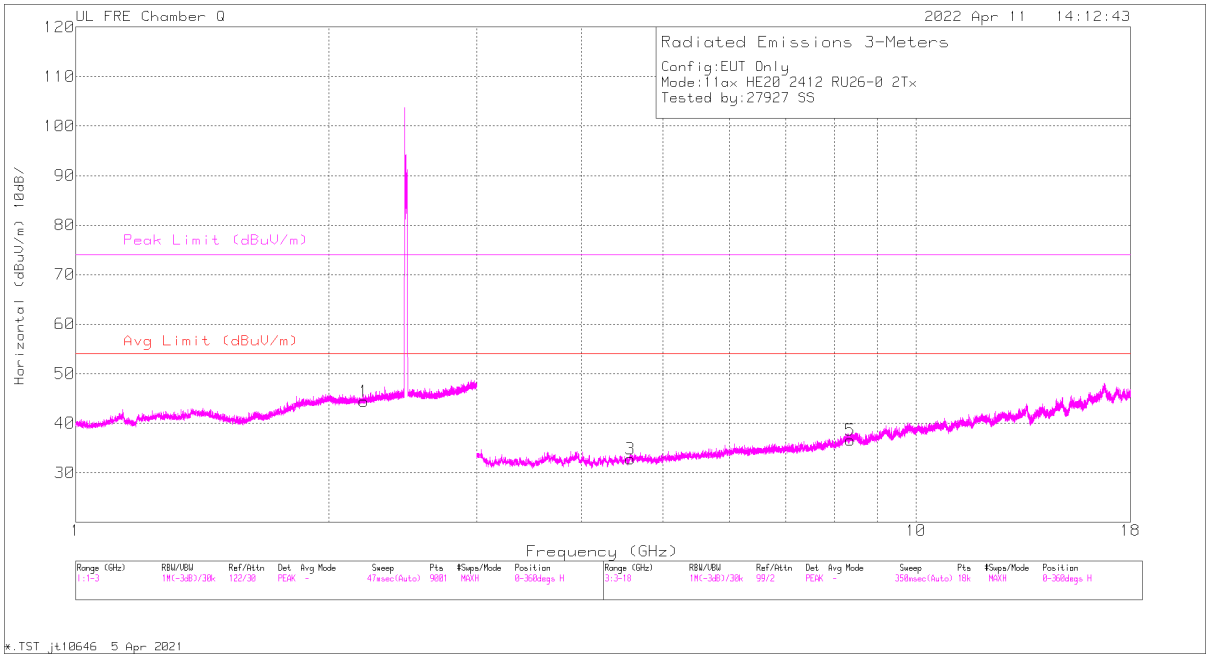

HORIZONTAL

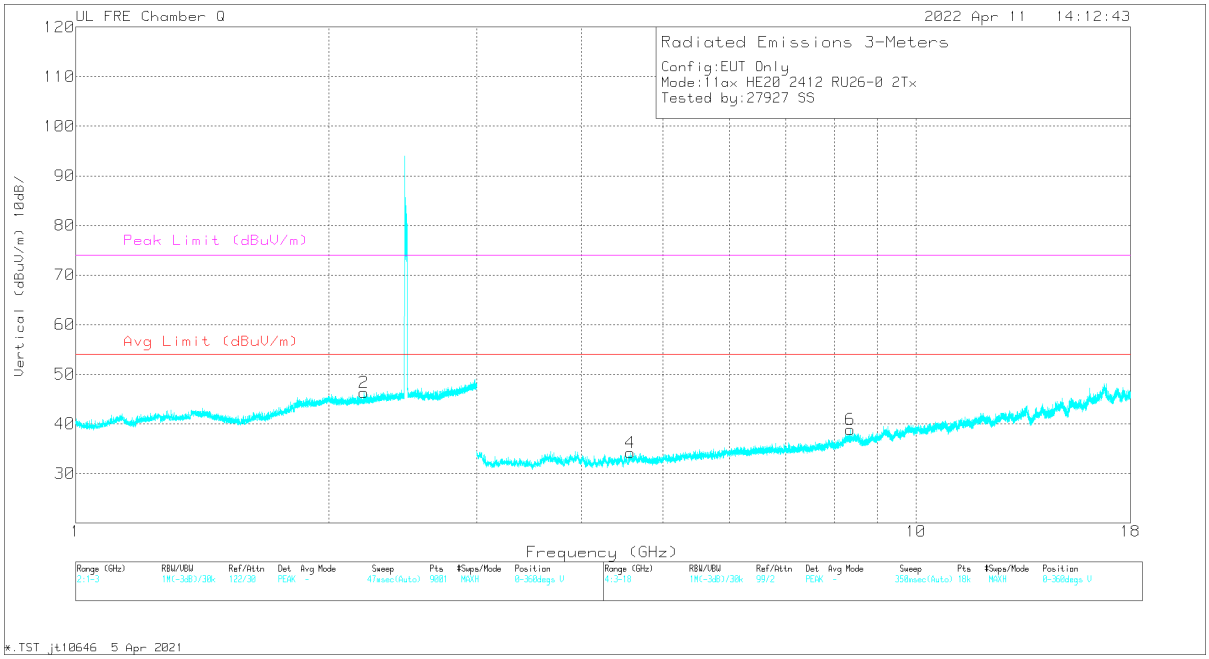

VERTICAL

UL LLC.
47173 Benicia Street, Fremont, CA 94538; USA. TEL:(510) 319-4000 FAX:(510) 661-0888

This report shall not be reproduced except in full, without the written approval of UL LLC.

RADIATED EMISSIONS

Marker	Frequency (GHz)	Meter Reading (dBuV)	Det	AF 200895 (dB/m)	Amp/Cbl/Fltr/Pad (dB)	Corrected Reading (dBuV/m)	Avg Limit (dBuV/m)	Margin (dB)	Peak Limit (dBuV/m)	PK Margin (dB)	Azimuth (Degs)	Height (cm)	Polarity
1	*2.20124	59.16	PK2	31.4	-34.5	56.06	-	-	74	-17.94	67	295	H
	*2.202994	46.34	MAv1	31.4	-34.5	43.24	54	-10.76	-	-	67	295	H
3	*4.573024	50.23	PK2	34.1	-41.6	42.73	-	-	74	-31.27	283	198	H
	*4.573911	39.09	MAv1	34.1	-41.6	31.59	54	-22.41	-	-	283	198	H
5	*8.351301	46.84	PK2	36	-36	46.84	-	-	74	-27.16	171	179	H
	*8.352995	35.48	MAv1	36	-36	35.48	54	-18.52	-	-	171	179	H
2	*2.201968	58.45	PK2	31.4	-34.5	55.35	-	-	74	-18.65	304	261	V
	*2.200073	46.54	MAv1	31.4	-34.5	43.44	54	-10.56	-	-	304	261	V
4	*4.572532	50.5	PK2	34.1	-41.5	43.1	-	-	74	-30.9	205	193	V
	*4.574334	38.75	MAv1	34.1	-41.6	31.25	54	-22.75	-	-	205	193	V
6	*8.353007	47.76	PK2	36	-36	47.76	-	-	74	-26.24	298	399	V
	*8.350138	35.41	MAv1	36	-36	35.41	54	-18.59	-	-	298	399	V

* - indicates frequency in CFR47 Pt 15 / IC RSS-Restricted Band
PK2 - KDB558074 Method: Maximum Peak
MAv1 - KDB558074 Option 1 Maximum RMS Average

UL LLC.
47173 Benicia Street, Fremont, CA 94538; USA. TEL:(510) 319-4000 FAX:(510) 661-0888
This report shall not be reproduced except in full, without the written approval of UL LLC.

MID CHANNEL, CH 6 RESULTS

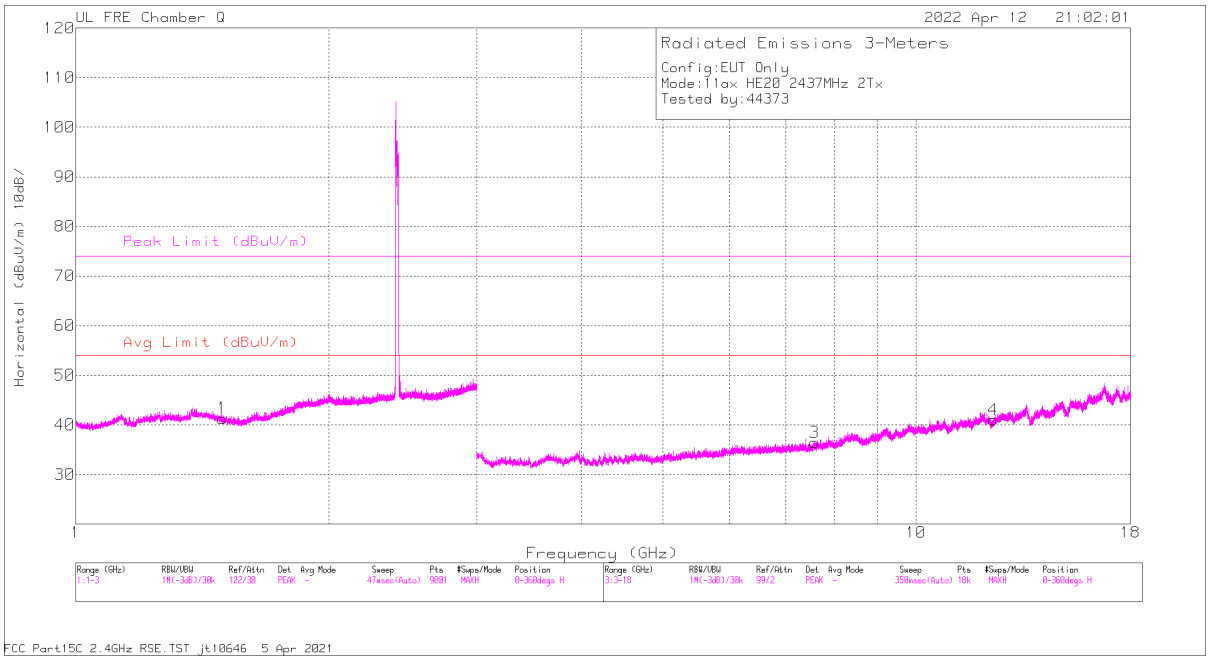

HORIZONTAL

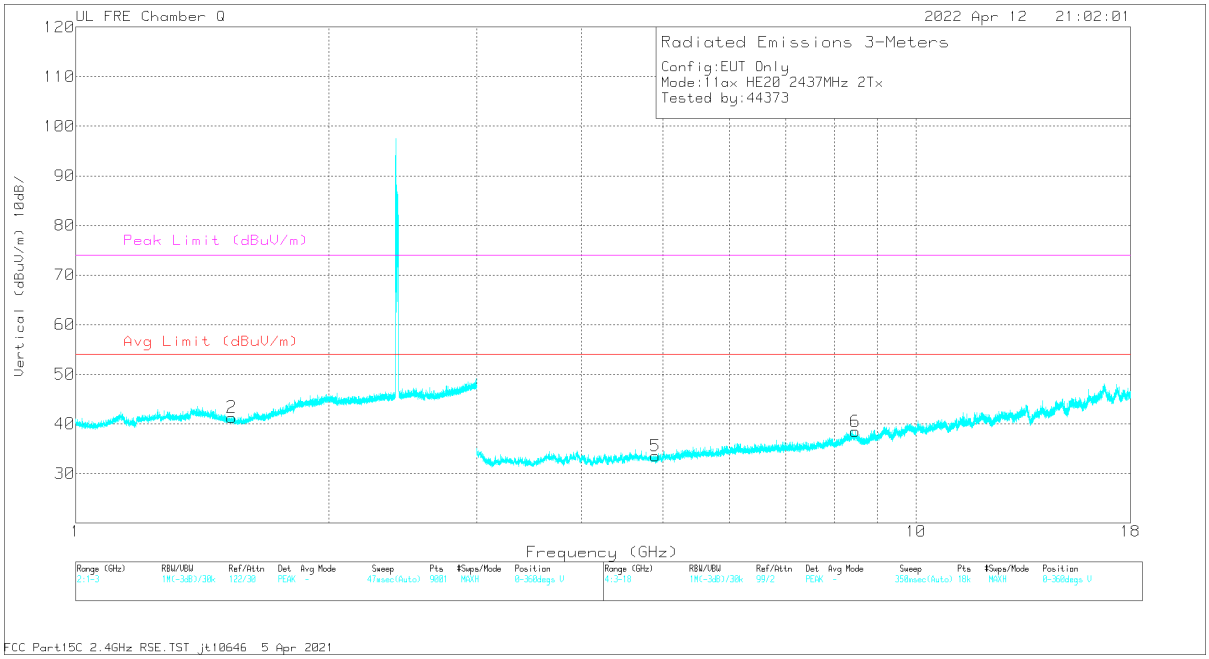

VERTICAL

UL LLC.
47173 Benicia Street, Fremont, CA 94538; USA. TEL:(510) 319-4000 FAX:(510) 661-0888
This report shall not be reproduced except in full, without the written approval of UL LLC.

RADIATED EMISSIONS

Marker	Frequency (GHz)	Meter Reading (dBuV)	Det	AF 200895 (dB/m)	Amp/Cbl/Fltr/Pad (dB)	Corrected Reading (dBuV/m)	Avg Limit (dBuV/m)	Margin (dB)	Peak Limit (dBuV/m)	PK Margin (dB)	Azimuth (Degs)	Height (cm)	Polarity
1	* 1.493448	59.02	PK2	27.6	-35	51.62	-	-	74	-22.38	51	150	H
	* 1.495777	47.72	MAv1	27.6	-35	40.32	54	-13.68	-	-	51	150	H
2	* 1.531514	59.14	PK2	27.7	-35.1	51.74	-	-	74	-22.26	255	210	V
	* 1.53422	47.26	MAv1	27.7	-35.1	39.86	54	-14.14	-	-	255	210	V
3	* 7.576873	48.3	PK2	35.8	-37.5	46.6	-	-	74	-27.4	106	116	H
	* 7.57582	36.76	MAv1	35.8	-37.5	35.06	54	-18.94	-	-	106	116	H
4	* 12.35395	47.29	PK2	39.1	-35.1	51.29	-	-	74	-22.71	152	141	H
	* 12.35409	35.53	MAv1	39.1	-35.1	39.53	54	-14.47	-	-	152	141	H
5	* 4.892512	50.92	PK2	33.9	-41.4	43.42	-	-	74	-30.58	189	184	V
	* 4.89185	39.43	MAv1	33.9	-41.4	31.93	54	-22.07	-	-	189	184	V
6	* 8.465443	48	PK2	35.9	-36	47.9	-	-	74	-26.1	278	203	V
	* 8.465682	36.57	MAv1	35.9	-36	36.47	54	-17.53	-	-	278	203	V

* - indicates frequency in CFR47 Pt 15 / IC RSS-Restricted Band
PK2 - KDB558074 Method: Maximum Peak
MAv1 - KDB558074 Option 1 Maximum RMS Average

UL LLC.
47173 Benicia Street, Fremont, CA 94538; USA. TEL:(510) 319-4000 FAX:(510) 661-0888
This report shall not be reproduced except in full, without the written approval of UL LLC.

HIGH CHANNEL, CH 13 RESULTS

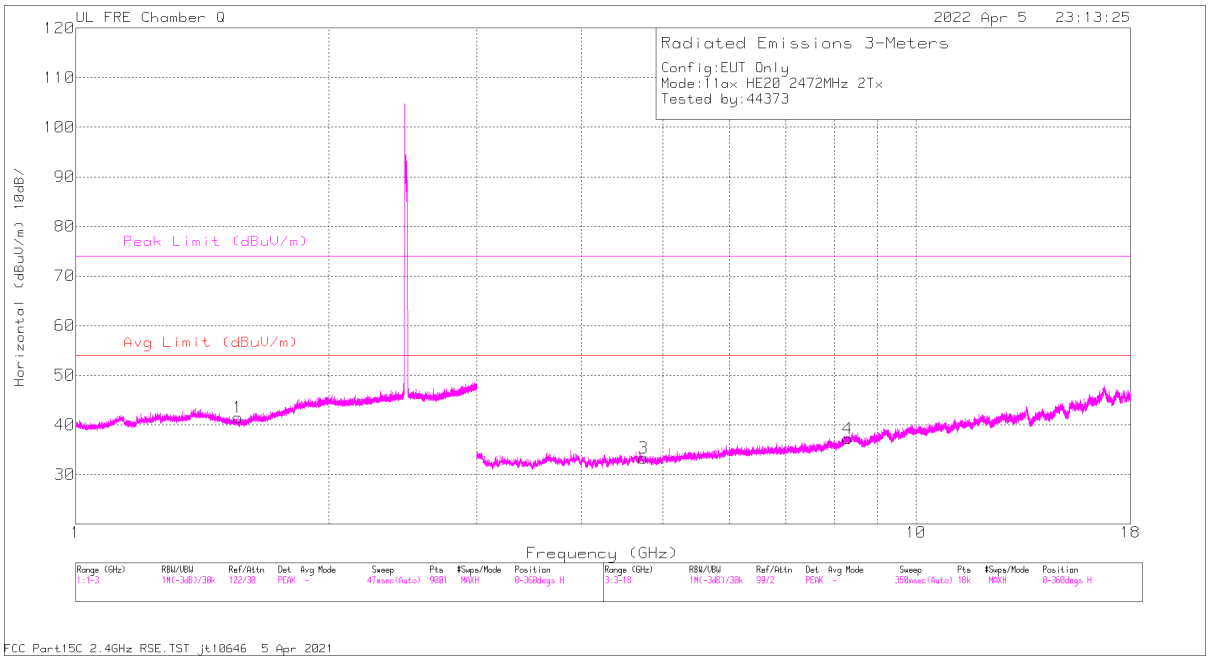

HORIZONTAL

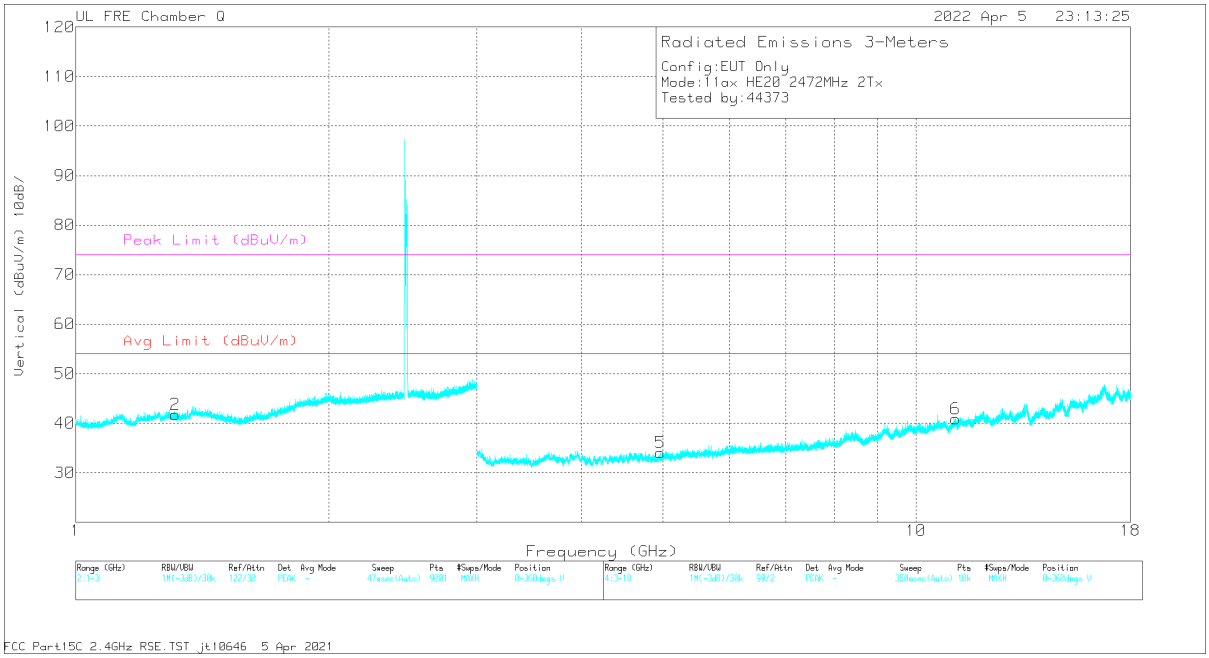

VERTICAL

UL LLC.
47173 Benicia Street, Fremont, CA 94538; USA. TEL:(510) 319-4000 FAX:(510) 661-0888
This report shall not be reproduced except in full, without the written approval of UL LLC.

RADIATED EMISSIONS

Marker	Frequency (GHz)	Meter Reading (dBuV)	Det	AF 200895 (dB/m)	Amp/Cbl/Fltr/Pad (dB)	Corrected Reading (dBuV/m)	Avg Limit (dBuV/m)	Margin (dB)	Peak Limit (dBuV/m)	PK Margin (dB)	Azimuth (Degs)	Height (cm)	Polarity
1	* 1.558379	59.3	PK2	27.6	-35	51.9	-	-	74	-22.1	8	147	H
	* 1.558582	46.82	MAv1	27.6	-35	39.42	54	-14.58	-	-	8	147	H
2	* 1.312093	59.49	PK2	28.6	-35.4	52.69	-	-	74	-21.31	313	157	V
	* 1.313417	47.86	MAv1	28.6	-35.4	41.06	54	-12.94	-	-	313	157	V
3	* 4.735688	50.57	PK2	34	-41.1	43.47	-	-	74	-30.53	16	225	H
	* 4.736003	38.85	MAv1	34	-41	31.85	54	-22.15	-	-	16	225	H
4	* 8.301959	47.46	PK2	36	-35.9	47.56	-	-	74	-26.44	287	113	H
	* 8.301661	36.04	MAv1	36	-35.9	36.14	54	-17.86	-	-	287	113	H
5	* 4.965866	50.68	PK2	33.9	-41.4	43.18	-	-	74	-30.82	6	175	V
	* 4.966281	39.26	MAv1	33.9	-41.3	31.86	54	-22.14	-	-	6	175	V
6	* 11.14264	46.27	PK2	38	-33.6	50.67	-	-	74	-23.33	224	118	V
	* 11.14545	34.66	MAv1	38	-33.6	39.06	54	-14.94	-	-	224	118	V

* - indicates frequency in CFR47 Pt 15 / IC RSS-Restricted Band
PK2 - KDB558074 Method: Maximum Peak
MAv1 - KDB558074 Option 1 Maximum RMS Average

UL LLC.
47173 Benicia Street, Fremont, CA 94538; USA. TEL:(510) 319-4000 FAX:(510) 661-0888
This report shall not be reproduced except in full, without the written approval of UL LLC.

2TX ANT 4+ ANT 3 OFDMA MODE: SU

BANDEDGE (LOW CHANNEL, CH 1)

HORIZONTAL RESULT

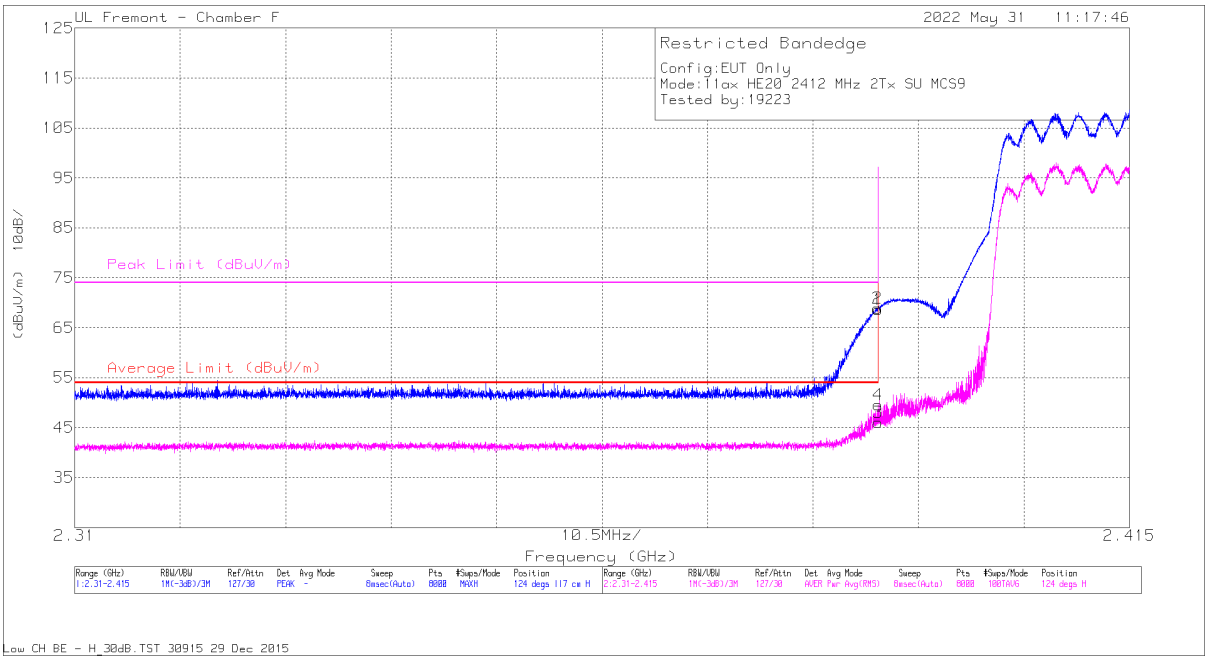

Marker	Frequency (GHz)	Meter Reading (dBuV)	Det	81887 ACF (dB)	Amp/Cbl/Fltr/Pad (dB)	DC Corr (dB)	Corrected Reading (dBuV/m)	Average Limit (dBuV/m)	Margin (dB)	Peak Limit (dBuV/m)	PK Margin (dB)	Azimuth (Degs)	Height (cm)	Polarity
1	* 2.39	75.97	Pk	32.1	-39.4	0	68.67	-	-	74	-5.33	124	117	H
2	* 2.38990	76.22	Pk	32.1	-39.4	0	68.92	-	-	74	-5.08	124	117	H
3	* 2.39	52.9	RMS	32.1	-39.4	.5	46.10	54	-7.90	-	-	124	117	H
4	* 2.38997	56.39	RMS	32.1	-39.4	.5	49.59	54	-4.41	-	-	124	117	H

* - indicates frequency in CFR47 Pt 15 / IC RSS-Restricted Band
Pk - Peak detector
RMS - RMS detection

UL LLC.
47173 Benicia Street, Fremont, CA 94538; USA. TEL:(510) 319-4000 FAX:(510) 661-0888
This report shall not be reproduced except in full, without the written approval of UL LLC.

VERTICAL RESULT

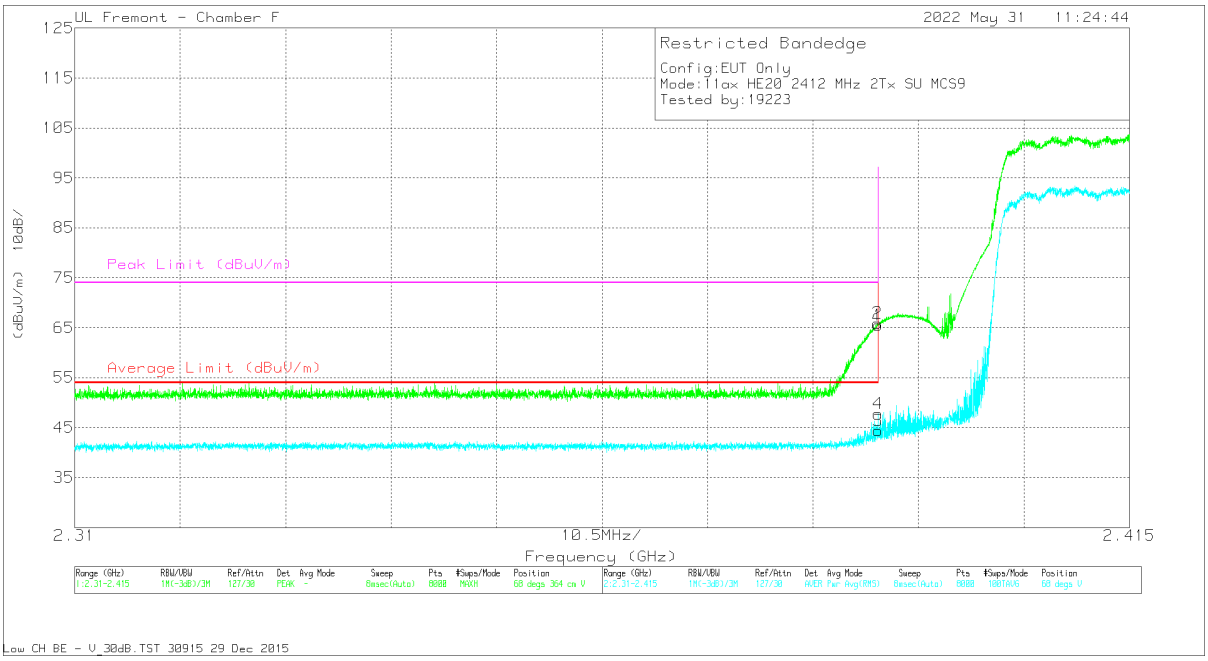

Marker	Frequency (GHz)	Meter Reading (dBuV)	Det	81887 ACF (dB)	Amp/Cbl/Fltr/Pad (dB)	DC Corr (dB)	Corrected Reading (dBuV/m)	Average Limit (dBuV/m)	Margin (dB)	Peak Limit (dBuV/m)	PK Margin (dB)	Azimuth (Degs)	Height (cm)	Polarity
1	* 2.39	72.79	Pk	32.1	-39.4	0	65.49	-	-	74	-8.51	68	364	V
2	* 2.38991	73.24	Pk	32.1	-39.4	0	65.94	-	-	74	-8.06	68	364	V
3	* 2.39	51.2	RMS	32.1	-39.4	.5	44.40	54	-9.60	-	-	68	364	V
4	* 2.38995	54.55	RMS	32.1	-39.4	.5	47.75	54	-6.25	-	-	68	364	V

* - indicates frequency in CFR47 Pt 15 / IC RSS-Restricted Band
Pk - Peak detector
RMS - RMS detection

UL LLC.
47173 Benicia Street, Fremont, CA 94538; USA. TEL:(510) 319-4000 FAX:(510) 661-0888
This report shall not be reproduced except in full, without the written approval of UL LLC.

BANDEDGE (LOW CHANNEL, CH 2)

HORIZONTAL RESULT

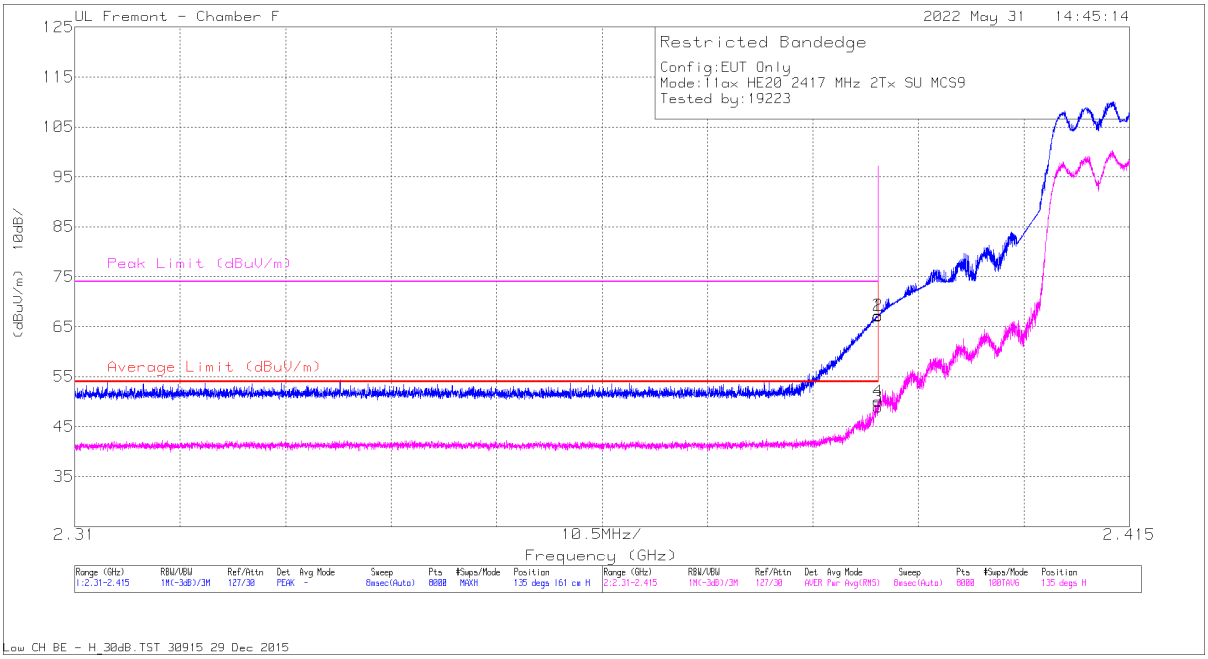

Marker	Frequency (GHz)	Meter Reading (dBuV)	Det	81887 ACF (dB)	Amp/Cbl/Fltr/Pad (dB)	DC Corr (dB)	Corrected Reading (dBuV/m)	Average Limit (dBuV/m)	Margin (dB)	Peak Limit (dBuV/m)	PK Margin (dB)	Azimuth (Degs)	Height (cm)	Polarity
1	* 2.39	74.39	Pk	32.1	-39.4	0	67.09	-	-	74	-6.91	135	161	H
2	* 2.38998	74.58	Pk	32.1	-39.4	0	67.28	-	-	74	-6.72	135	161	H
3	* 2.39	55.71	RMS	32.1	-39.4	.5	48.91	54	-5.09	-	-	135	161	H
4	* 2.38997	56.88	RMS	32.1	-39.4	.5	50.08	54	-3.92	-	-	135	161	H

* - indicates frequency in CFR47 Pt 15 / IC RSS-Restricted Band
Pk - Peak detector
RMS - RMS detection

UL LLC.
47173 Benicia Street, Fremont, CA 94538; USA. TEL:(510) 319-4000 FAX:(510) 661-0888
This report shall not be reproduced except in full, without the written approval of UL LLC.

VERTICAL RESULT

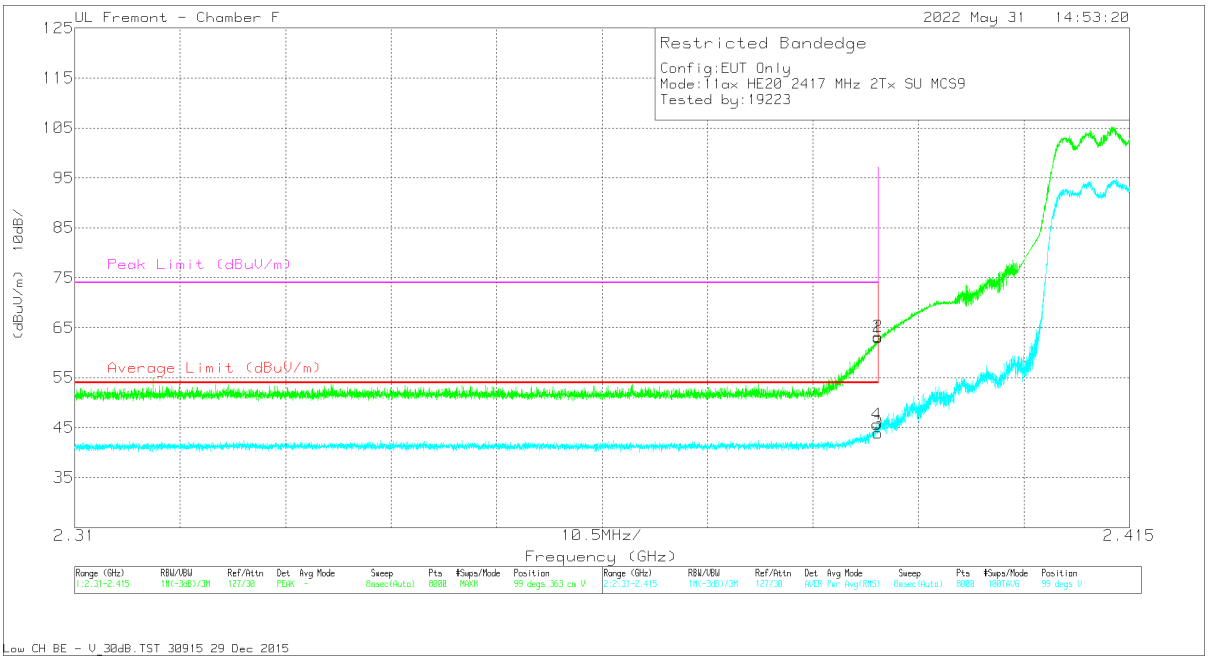

Marker	Frequency (GHz)	Meter Reading (dBuV)	Det	81887 ACF (dB)	Amp/Cbl/Fltr/Pad (dB)	DC Corr (dB)	Corrected Reading (dBuV/m)	Average Limit (dBuV/m)	Margin (dB)	Peak Limit (dBuV/m)	PK Margin (dB)	Azimuth (Degs)	Height (cm)	Polarity
1	* 2.39	70.31	Pk	32.1	-39.4	0	63.01	-	-	74	-10.99	99	363	V
2	* 2.38999	70.55	Pk	32.1	-39.4	0	63.25	-	-	74	-10.75	99	363	V
3	* 2.39	50.69	RMS	32.1	-39.4	.5	43.89	54	-10.11	-	-	99	363	V
4	* 2.38983	52.48	RMS	32.1	-39.4	.5	45.68	54	-8.32	-	-	99	363	V

* - indicates frequency in CFR47 Pt 15 / IC RSS-Restricted Band
Pk - Peak detector
RMS - RMS detection

UL LLC.
47173 Benicia Street, Fremont, CA 94538; USA. TEL:(510) 319-4000 FAX:(510) 661-0888
This report shall not be reproduced except in full, without the written approval of UL LLC.

BANDEDGE (LOW CHANNEL, CH 3)

HORIZONTAL RESULT

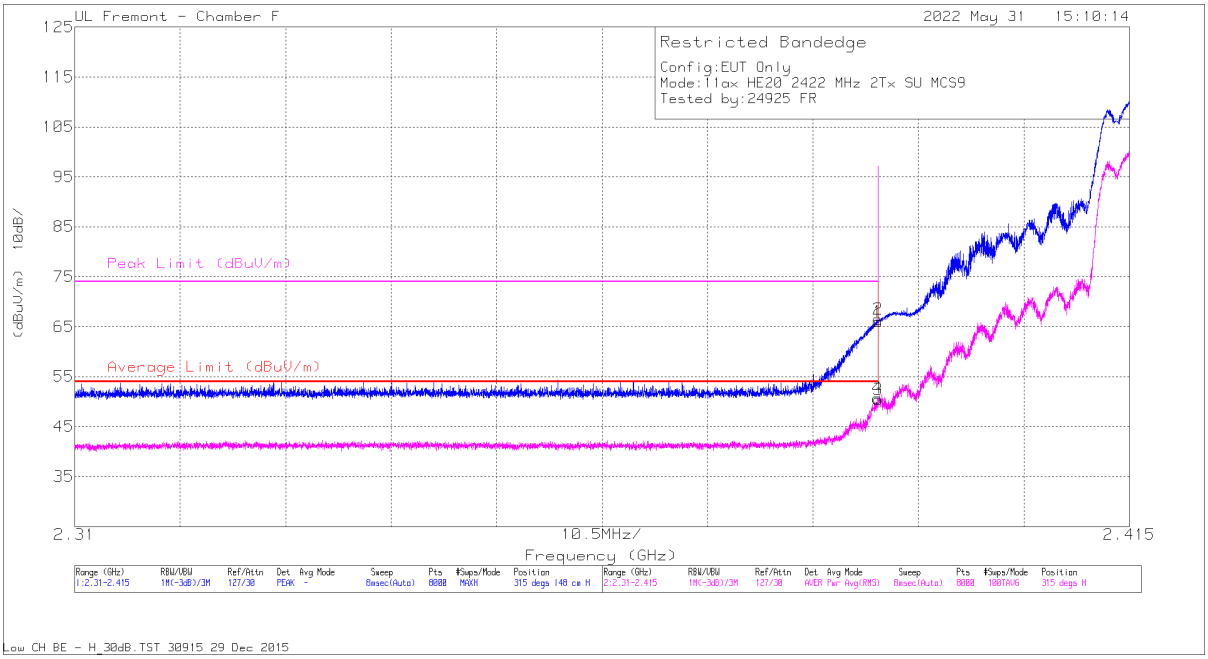

Marker	Frequency (GHz)	Meter Reading (dBuV)	Det	81887 ACF (dB)	Amp/Cbl/Fltr/Pad (dB)	DC Corr (dB)	Corrected Reading (dBuV/m)	Average Limit (dBuV/m)	Margin (dB)	Peak Limit (dBuV/m)	PK Margin (dB)	Azimuth (Degs)	Height (cm)	Polarity
1	* 2.39	73.3	Pk	32.1	-39.4	0	66	-	-	74	-8	315	148	H
2	* 2.38995	73.75	Pk	32.1	-39.4	0	66.45	-	-	74	-7.55	315	148	H
3	* 2.39	57.21	RMS	32.1	-39.4	.5	50.41	54	-3.59	-	-	315	148	H
4	* 2.38993	57.49	RMS	32.1	-39.4	.5	50.69	54	-3.31	-	-	315	148	H

* - indicates frequency in CFR47 Pt 15 / IC RSS-Restricted Band
Pk - Peak detector
RMS - RMS detection

UL LLC.
47173 Benicia Street, Fremont, CA 94538; USA. TEL:(510) 319-4000 FAX:(510) 661-0888
This report shall not be reproduced except in full, without the written approval of UL LLC.

VERTICAL RESULT

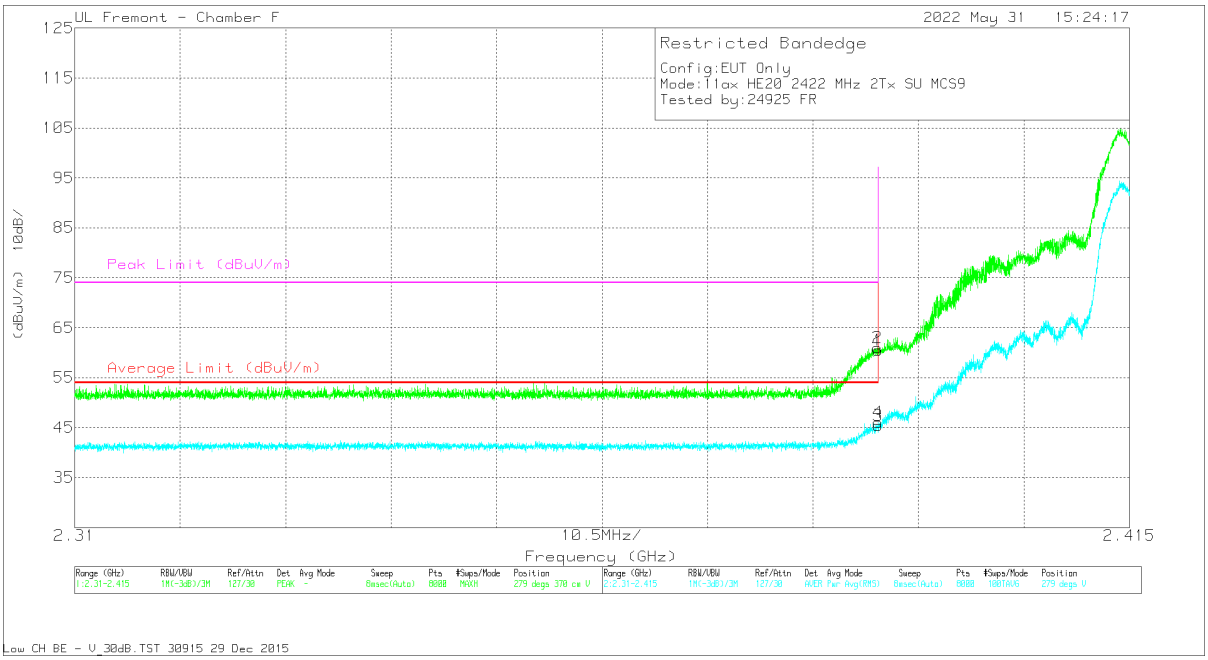

Marker	Frequency (GHz)	Meter Reading (dBuV)	Det	81887 ACF (dB)	Amp/Cbl/Fltr/Pad (dB)	DC Corr (dB)	Corrected Reading (dBuV/m)	Average Limit (dBuV/m)	Margin (dB)	Peak Limit (dBuV/m)	PK Margin (dB)	Azimuth (Degs)	Height (cm)	Polarity
1	* 2.39	67.82	Pk	32.1	-39.4	0	60.52	-	-	74	-13.48	279	370	V
2	* 2.38994	68.34	Pk	32.1	-39.4	0	61.04	-	-	74	-12.96	279	370	V
3	* 2.39	52.23	RMS	32.1	-39.4	.5	45.43	54	-8.57	-	-	279	370	V
4	* 2.38997	52.83	RMS	32.1	-39.4	.5	46.03	54	-7.97	-	-	279	370	V

* - indicates frequency in CFR47 Pt 15 / IC RSS-Restricted Band
Pk - Peak detector
RMS - RMS detection

UL LLC.
47173 Benicia Street, Fremont, CA 94538; USA. TEL:(510) 319-4000 FAX:(510) 661-0888
This report shall not be reproduced except in full, without the written approval of UL LLC.

BANDEDGE (HIGH CHANNEL, CH 8)

HORIZONTAL RESULT

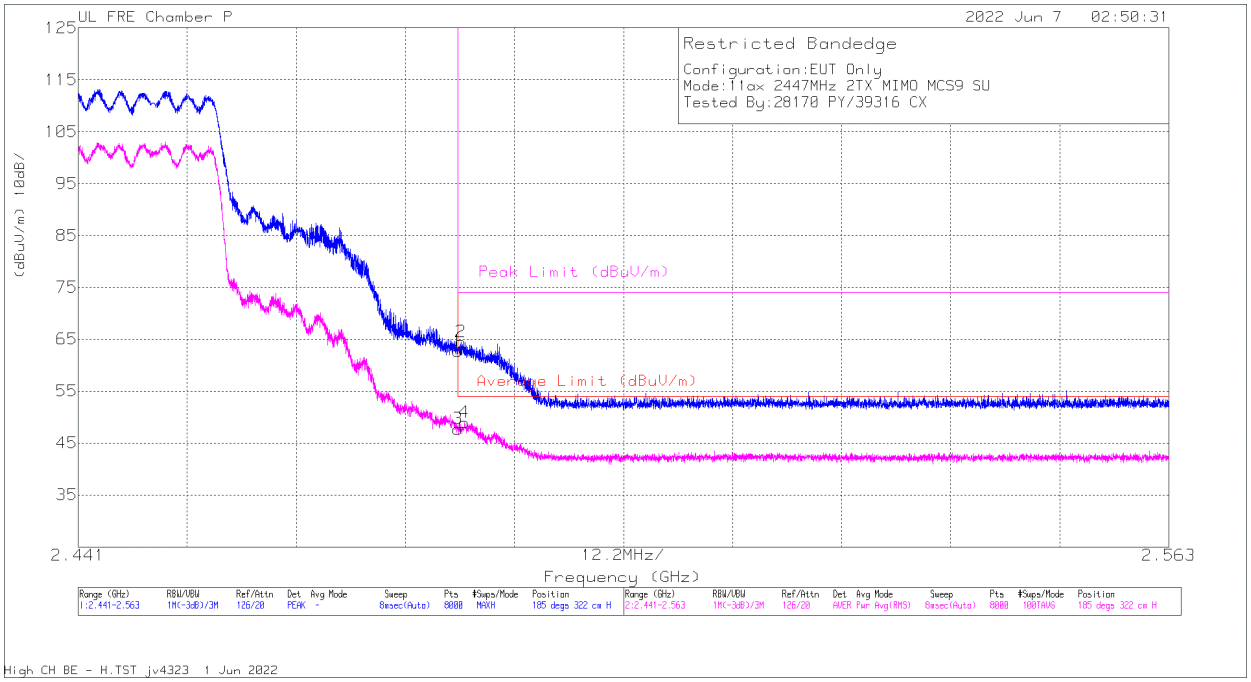

Marker	Frequency (GHz)	Meter Reading (dBuV)	Det	AF 41112 (dB/m)	Amp/Cbl/ Fltr/Pad (dB)	DC Corr (dB)	Corrected Reading (dBuV/m)	Average Limit (dBuV/m)	Margin (dB)	Peak Limit (dBuV/m)	PK Margin (dB)	Azimuth (Degs)	Height (cm)	Polarity
1	*2.4835	64.02	Pk	32.4	-33.7	0	62.72	-	-	74	-11.28	185	322	H
3	*2.4835	48.55	RMS	32.4	-33.7	.5	47.75	54	-6.25	-	-	185	322	H
2	*2.483843	65.78	Pk	32.4	-33.7	0	64.48	-	-	74	-9.52	185	322	H
4	*2.484224	49.81	RMS	32.4	-33.7	.5	49.01	54	-4.99	-	-	185	322	H

* - indicates frequency in CFR47 Pt 15 / IC RSS-Restricted Band
Pk - Peak detector
RMS - RMS detection

UL LLC.
47173 Benicia Street, Fremont, CA 94538; USA. TEL:(510) 319-4000 FAX:(510) 661-0888
This report shall not be reproduced except in full, without the written approval of UL LLC.

VERTICAL RESULT

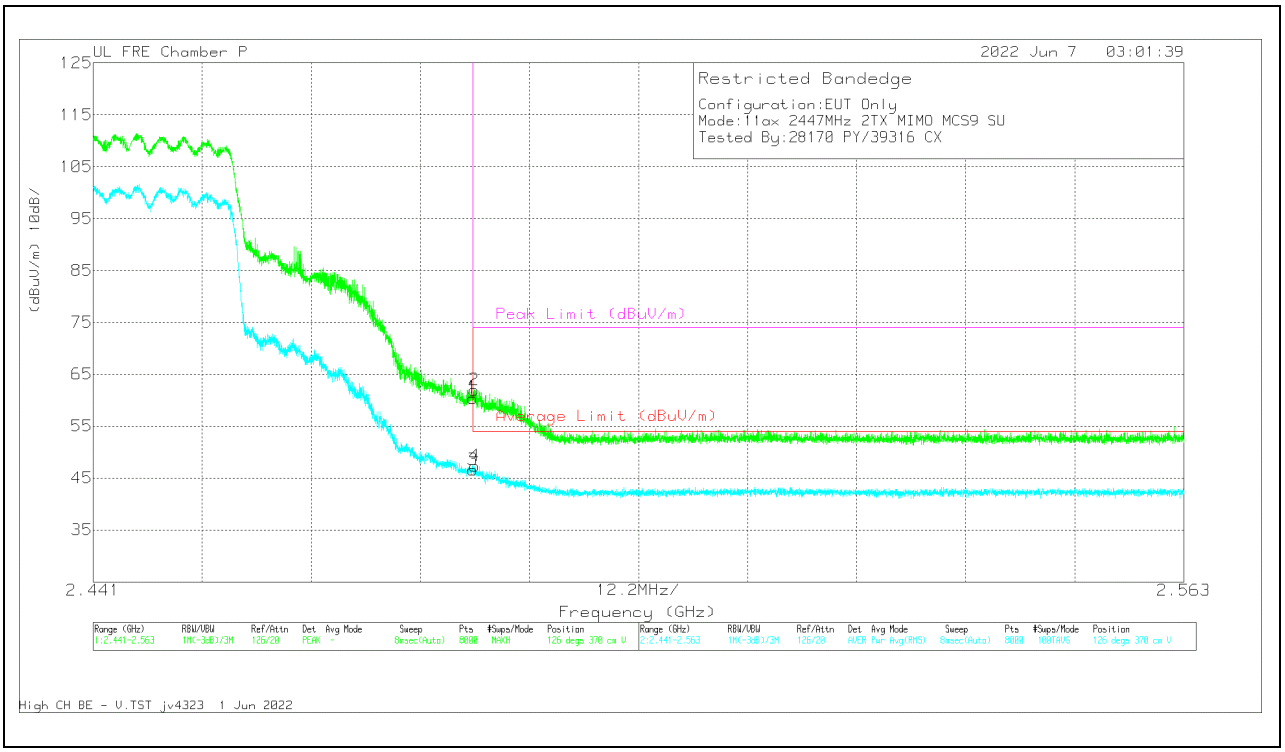

Marker	Frequency (GHz)	Meter Reading (dBuV)	Det	AF 41112 (dB/m)	Amp/Cbl/ Fltr/Pad (dB)	DC Corr (dB)	Corrected Reading (dBuV/m)	Average Limit (dBuV/m)	Margin (dB)	Peak Limit (dBuV/m)	PK Margin (dB)	Azimuth (Degs)	Height (cm)	Polarity
1	2.4835	61.71	Pk	32.4	-33.7	0	60.41	-	-	74	-13.59	126	370	V
3	2.4835	47.39	RMS	32.4	-33.7	.5	46.59	54	-7.41	-	-	126	370	V
2	2.483584	63.26	Pk	32.4	-33.7	0	61.96	-	-	74	-12.04	126	370	V
4	2.483706	48.13	RMS	32.4	-33.7	.5	47.33	54	-6.67	-	-	126	370	V

* - indicates frequency in CFR47 Pt 15 / IC RSS-Restricted Band
Pk - Peak detector
RMS - RMS detection

UL LLC.
47173 Benicia Street, Fremont, CA 94538; USA. TEL:(510) 319-4000 FAX:(510) 661-0888
This report shall not be reproduced except in full, without the written approval of UL LLC.

BANDEDGE (HIGH CHANNEL, CH 9)

HORIZONTAL RESULT

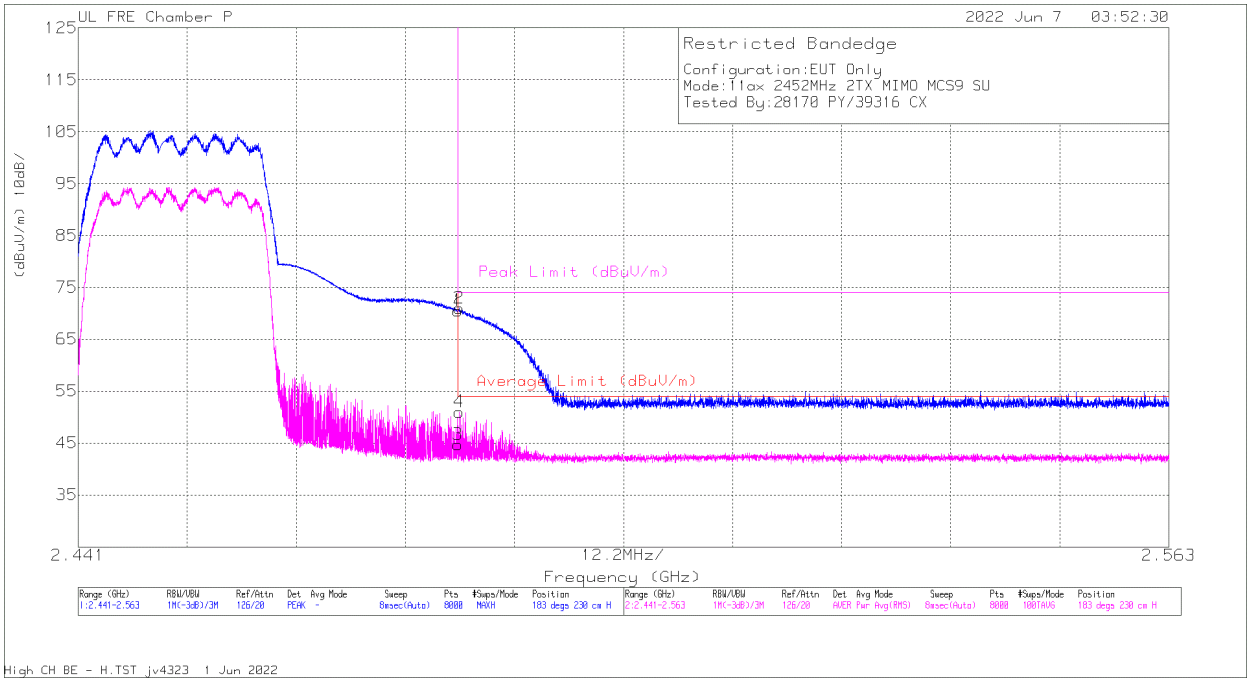

Marker	Frequency (GHz)	Meter Reading (dBuV)	Det	AF 41112 (dB/m)	Amp/Cbl/ Fltr/Pad (dB)	DC Corr (dB)	Corrected Reading (dBuV/m)	Average Limit (dBuV/m)	Margin (dB)	Peak Limit (dBuV/m)	PK Margin (dB)	Azimuth (Degs)	Height (cm)	Polarity
1	*2.4835	71.84	Pk	32.4	-33.7	0	70.54	-	-	74	-3.46	183	230	H
3	*2.4835	45.58	RMS	32.4	-33.7	.5	44.78	54	-9.22	-	-	183	230	H
2	*2.483614	72.28	Pk	32.4	-33.7	0	70.98	-	-	74	-3.02	183	230	H
4	*2.483629	51.84	RMS	32.4	-33.7	.5	51.04	54	-2.96	-	-	183	230	H

* - indicates frequency in CFR47 Pt 15 / IC RSS-Restricted Band
Pk - Peak detector
RMS - RMS detection

UL LLC.
47173 Benicia Street, Fremont, CA 94538; USA. TEL:(510) 319-4000 FAX:(510) 661-0888
This report shall not be reproduced except in full, without the written approval of UL LLC.

VERTICAL RESULT

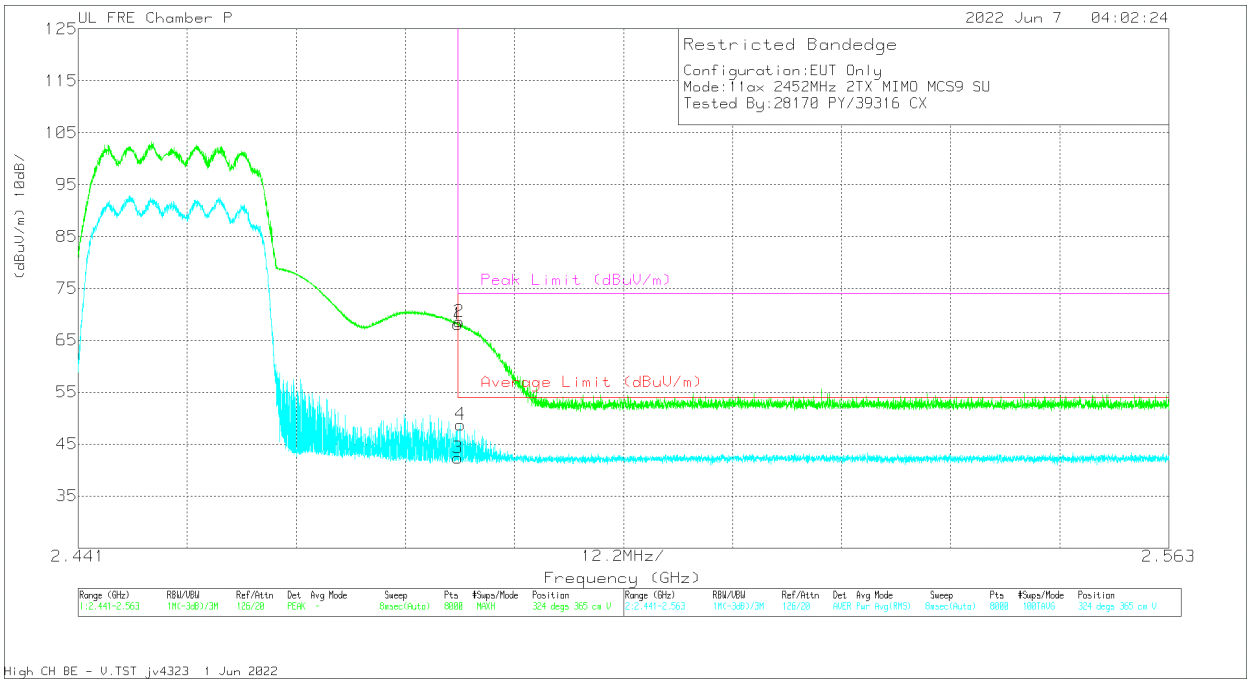

Marker	Frequency (GHz)	Meter Reading (dBuV)	Det	AF 41112 (dB/m)	Amp/Cbl /Fltr/Pad (dB)	DC Corr (dB)	Corrected Reading (dBuV/m)	Average Limit (dBuV/m)	Margin (dB)	Peak Limit (dBuV/m)	PK Margin (dB)	Azimuth (Degs)	Height (cm)	Polarity
1	*2.4835	69.36	Pk	32.4	-33.7	0	68.06	-	-	74	-5.94	324	365	V
3	*2.4835	43.18	RMS	32.4	-33.7	.5	42.38	54	-11.62	-	-	324	365	V
2	*2.483599	69.94	Pk	32.4	-33.7	0	68.64	-	-	74	-5.36	324	365	V
4	*2.483782	49.59	RMS	32.4	-33.7	.5	48.79	54	-5.21	-	-	324	365	V

* - indicates frequency in CFR47 Pt 15 / IC RSS-Restricted Band
Pk - Peak detector
RMS - RMS detection

UL LLC.
47173 Benicia Street, Fremont, CA 94538; USA. TEL:(510) 319-4000 FAX:(510) 661-0888
This report shall not be reproduced except in full, without the written approval of UL LLC.

BANDEDGE (HIGH CHANNEL, CH 10)

HORIZONTAL RESULT

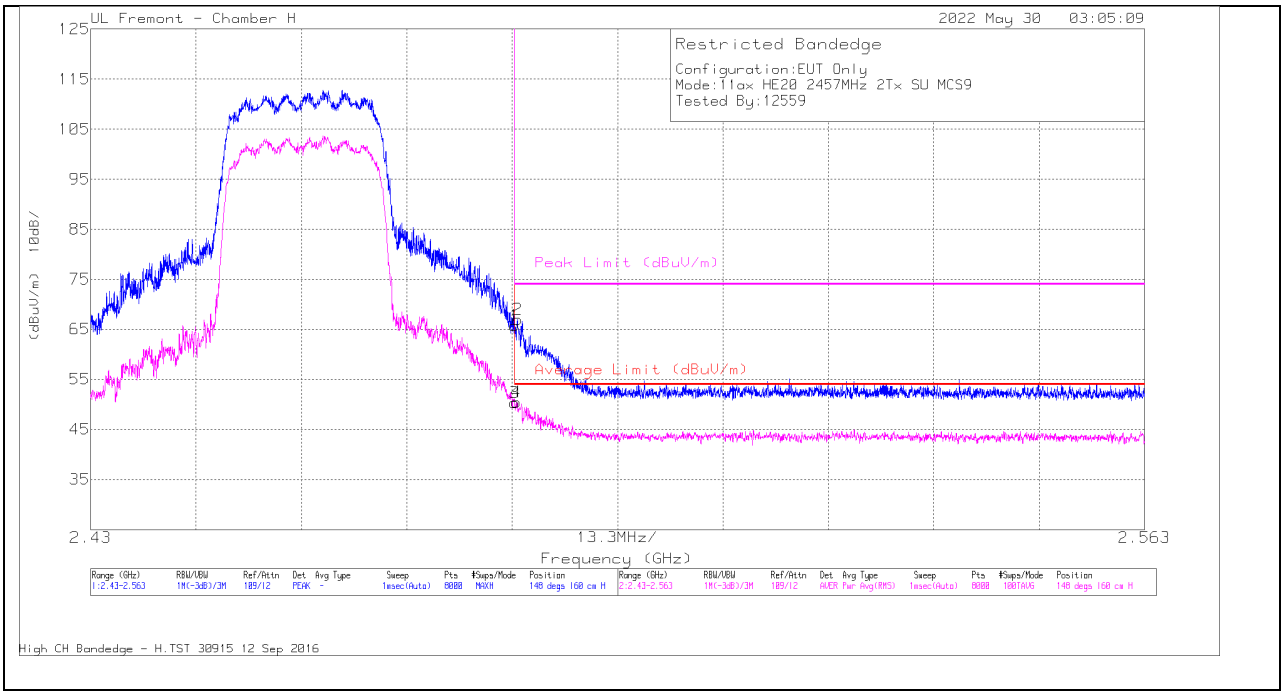

Marker	Frequency (GHz)	Meter Reading (dBuV)	Det	AF 80430 (dB/m)	Amp/Cbl /Pad (dB)	DC Corr (dB)	Corrected Reading (dBuV/m)	Average Limit (dBuV/m)	Margin (dB)	Peak Limit (dBuV/m)	PK Margin (dB)	Azimuth (Degs)	Height (cm)	Polarity
1	* 2.4835	50.68	Pk	32.7	-17.6	0	65.78	-	-	74	-8.22	148	160	H
2	* 2.483855	51.85	Pk	32.7	-17.6	0	66.95	-	-	74	-7.05	148	160	H
3	* 2.4835	34.73	RMS	32.7	-17.6	.5	50.33	54	-3.67	-	-	148	160	H
4	* 2.483755	34.92	RMS	32.7	-17.6	.5	50.52	54	-3.48	-	-	148	160	H

* - indicates frequency in CFR47 Pt 15 / IC RSS-Restricted Band
Pk - Peak detector
RMS - RMS detection

UL LLC.
47173 Benicia Street, Fremont, CA 94538; USA. TEL:(510) 319-4000 FAX:(510) 661-0888
This report shall not be reproduced except in full, without the written approval of UL LLC.

VERTICAL RESULT

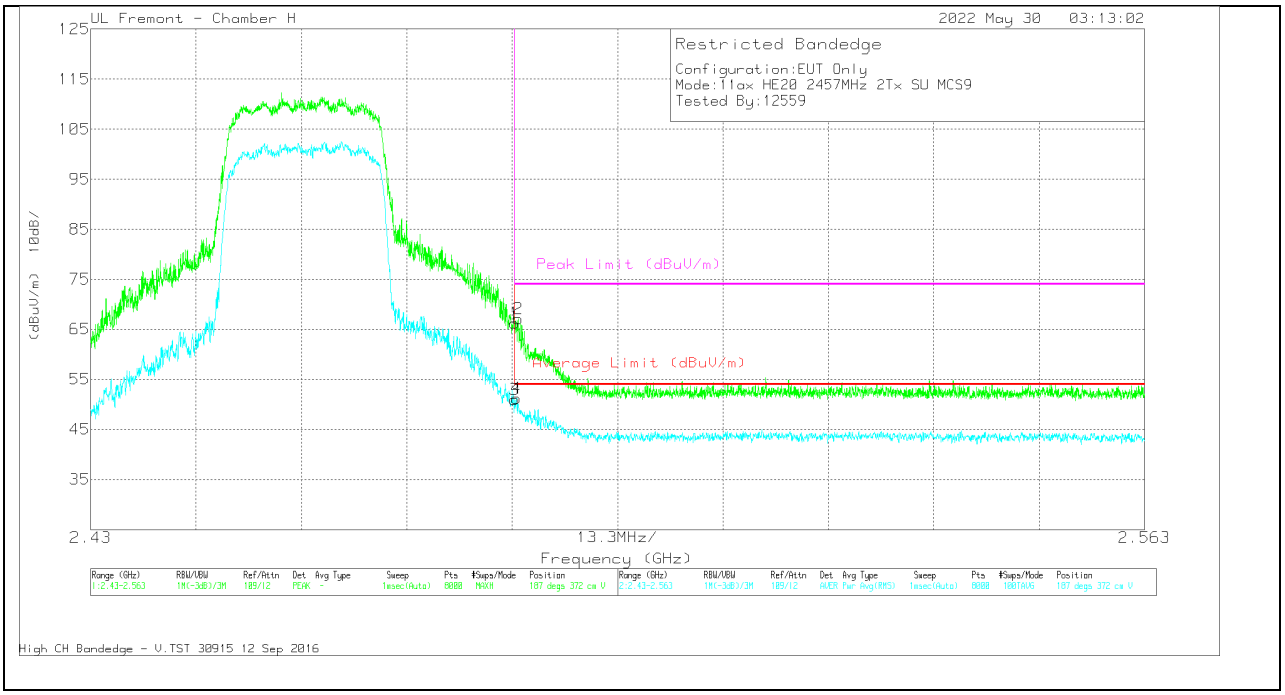

Marker	Frequency (GHz)	Meter Reading (dBuV)	Det	AF 80430 (dB/m)	Amp/Cbl/ Pad (dB)	DC Corr (dB)	Corrected Reading (dBuV/m)	Average Limit (dBuV/m)	Margin (dB)	Peak Limit (dBuV/m)	PK Margin (dB)	Azimuth (Degs)	Height (cm)	Polarity
1	* 2.4835	51.13	Pk	32.7	-17.6	0	66.23	-	-	74	-7.77	187	372	V
2	* 2.483938	51.97	Pk	32.7	-17.6	0	67.07	-	-	74	-6.93	187	372	V
3	* 2.4835	35.36	RMS	32.7	-17.6	.5	50.96	54	-3.04	-	-	187	372	V
4	* 2.483755	35.66	RMS	32.7	-17.6	.5	51.26	54	-2.74	-	-	187	372	V

* - indicates frequency in CFR47 Pt 15 / IC RSS-Restricted Band
Pk - Peak detector
RMS - RMS detection

UL LLC.
47173 Benicia Street, Fremont, CA 94538; USA. TEL:(510) 319-4000 FAX:(510) 661-0888
This report shall not be reproduced except in full, without the written approval of UL LLC.

BANDEDGE (HIGH CHANNEL, CH 11)

HORIZONTAL RESULT

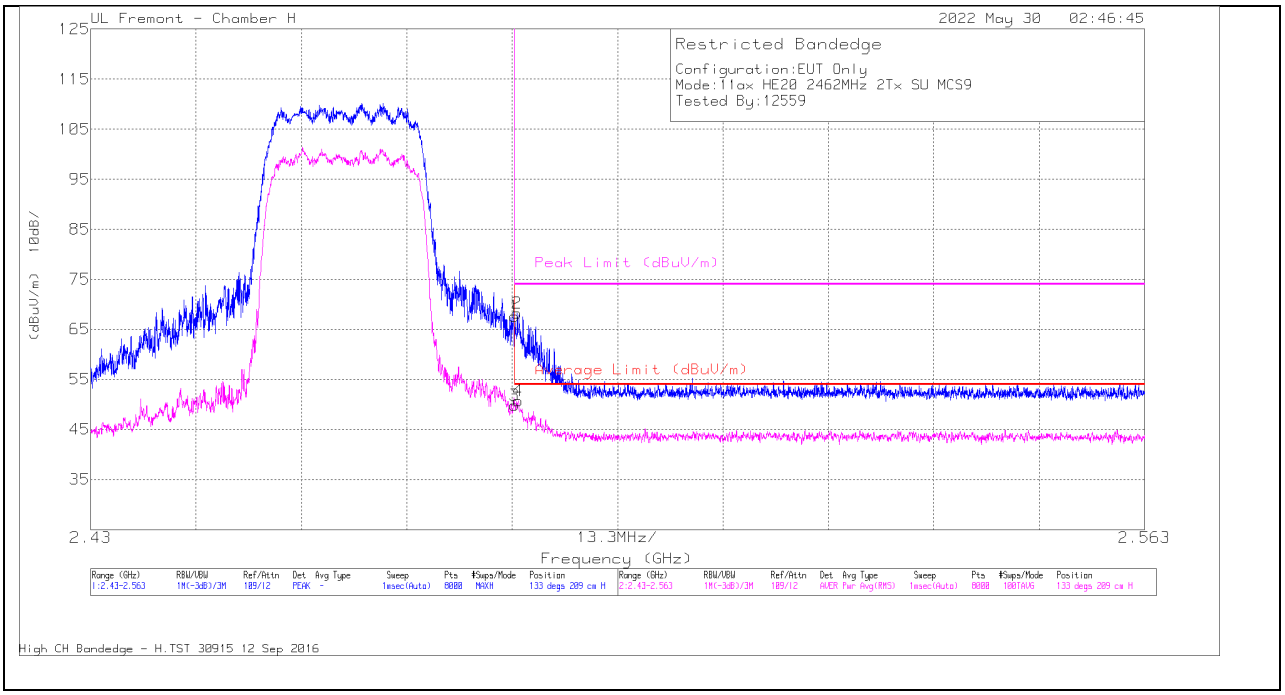

Marker	Frequency (GHz)	Meter Reading (dBuV)	Det	AF 80430 (dB/m)	Amp/Cbl/ Pad (dB)	DC Corr (dB)	Corrected Reading (dBuV/m)	Average Limit (dBuV/m)	Margin (dB)	Peak Limit (dBuV/m)	PK Margin (dB)	Azimuth (Degs)	Height (cm)	Polarity
1	* 2.4835	52.56	Pk	32.7	-17.6	0	67.66	-	-	74	-6.34	133	209	H
2	* 2.483822	53.16	Pk	32.7	-17.6	0	68.26	-	-	74	-5.74	133	209	H
3	* 2.4835	34.24	RMS	32.7	-17.6	.5	49.84	54	-4.16	-	-	133	209	H
4	* 2.483971	35.18	RMS	32.7	-17.6	.5	50.78	54	-3.22	-	-	133	209	H

* - indicates frequency in CFR47 Pt 15 / IC RSS-Restricted Band
Pk - Peak detector
RMS - RMS detection

UL LLC.
47173 Benicia Street, Fremont, CA 94538; USA. TEL:(510) 319-4000 FAX:(510) 661-0888
This report shall not be reproduced except in full, without the written approval of UL LLC.

VERTICAL RESULT

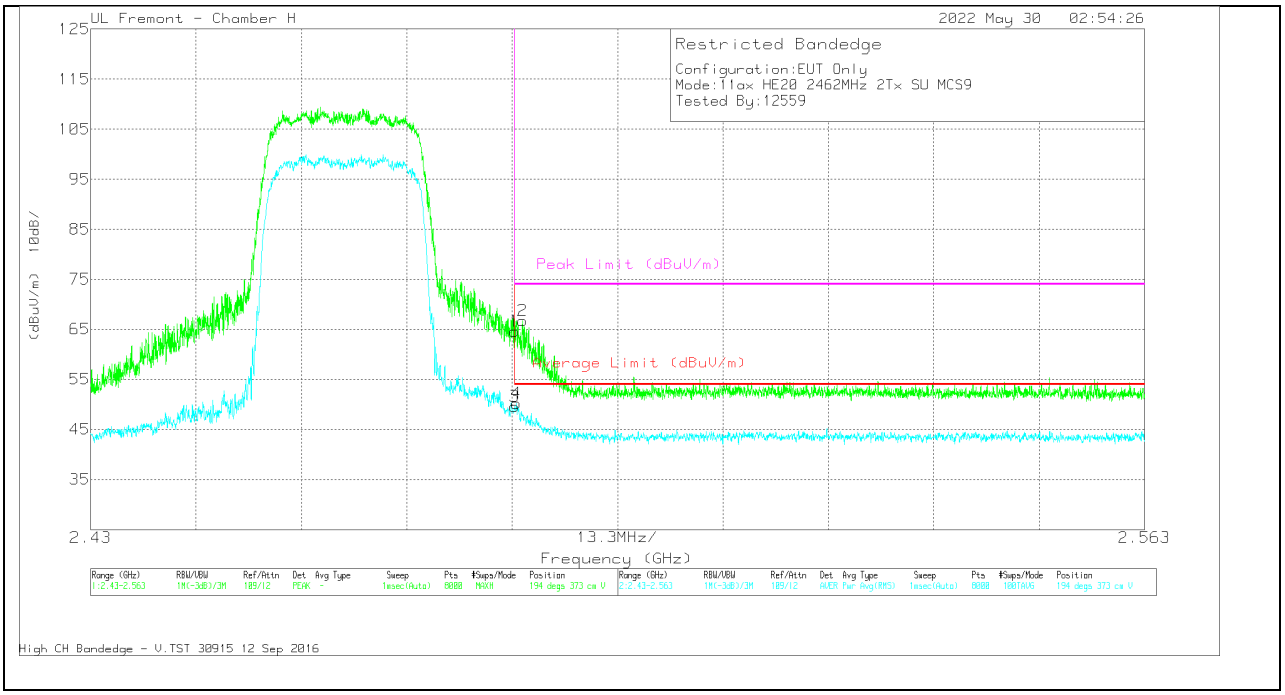

6	Frequency (GHz)	Meter Reading (dBuV)	Det	AF 80430 (dB/m)	Amp/Cbl /Pad (dB)	DC Corr (dB)	Corrected Reading (dBuV/m)	Average Limit (dBuV/m)	Margin (dB)	Peak Limit (dBuV/m)	PK Margin (dB)	Azimuth (Degs)	Height (cm)	Polarity
1	* 2.4835	49.47	Pk	32.7	-17.6	0	64.57	-	-	74	-9.43	194	373	V
2	* 2.484503	51.78	Pk	32.7	-17.7	0	66.78	-	-	74	-7.22	194	373	V
3	* 2.4835	33.97	RMS	32.7	-17.6	.5	49.57	54	-4.43	-	-	194	373	V
4	* 2.483722	34.6	RMS	32.7	-17.6	.5	50.20	54	-3.80	-	-	194	373	V

* - indicates frequency in CFR47 Pt 15 / IC RSS-Restricted Band
Pk - Peak detector
RMS - RMS detection

UL LLC.
47173 Benicia Street, Fremont, CA 94538; USA. TEL:(510) 319-4000 FAX:(510) 661-0888
This report shall not be reproduced except in full, without the written approval of UL LLC.

BANDEDGE (HIGH CHANNEL, CH 12)

HORIZONTAL RESULT

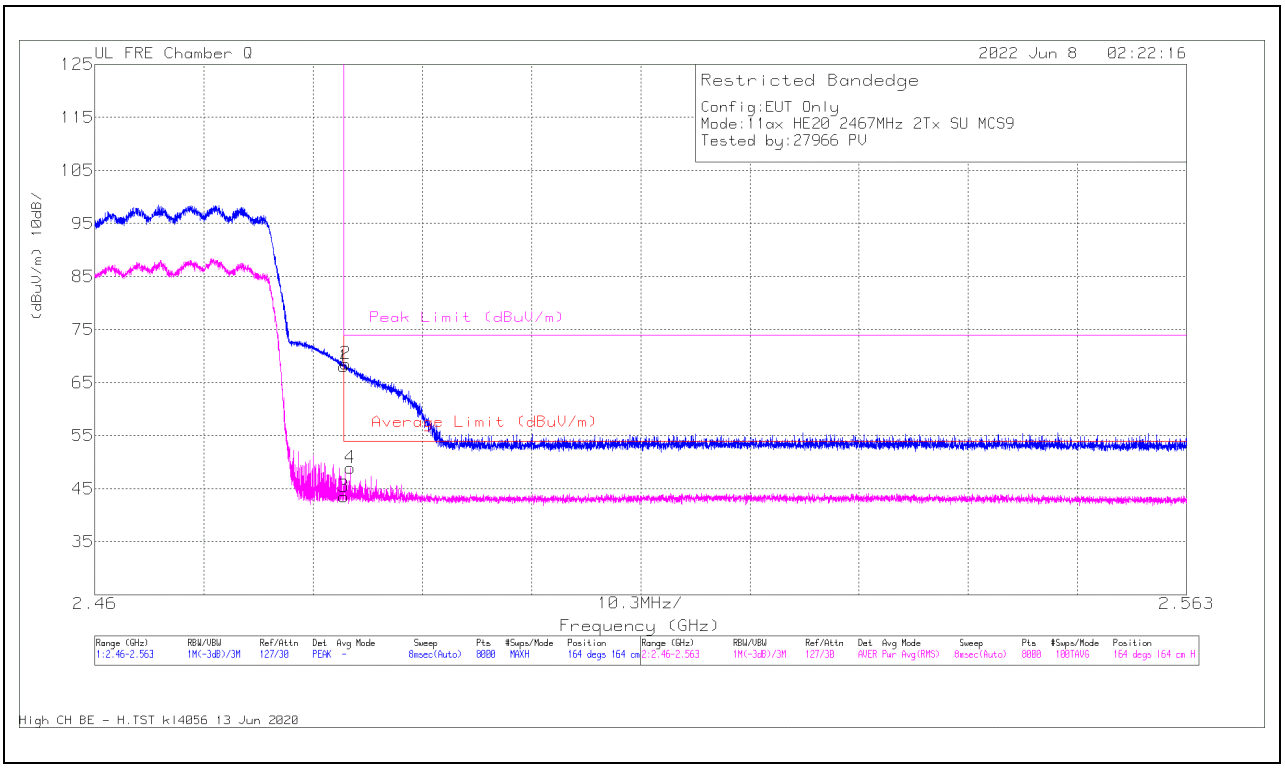

Marker	Frequency (GHz)	Meter Reading (dBuV)	Det	AF 200895 (dB/m)	Amp/Cbl/ Fltr/Pad (dB)	DC Corr (dB)	Corrected Reading (dBuV/m)	Average Limit (dBuV/m)	Margin (dB)	Peak Limit (dBuV/m)	PK Margin (dB)	Azimuth (Degs)	Height (cm)	Polarity
1	*2.4835	69.72	Pk	32.6	-34.3	0	68.02	-	-	74	-5.98	164	164	H
3	*2.4835	44.75	RMS	32.6	-34.3	.5	43.55	54	-10.45	-	-	164	164	H
2	*2.483668	70.25	Pk	32.6	-34.3	0	68.55	-	-	74	-5.45	164	164	H
4	*2.48408	50.04	RMS	32.7	-34.3	.5	48.94	54	-5.06	-	-	164	164	H

* - indicates frequency in CFR47 Pt 15 / IC RSS-Restricted Band
Pk - Peak detector
RMS - RMS detection

UL LLC.
47173 Benicia Street, Fremont, CA 94538; USA. TEL:(510) 319-4000 FAX:(510) 661-0888
This report shall not be reproduced except in full, without the written approval of UL LLC.

VERTICAL RESULT

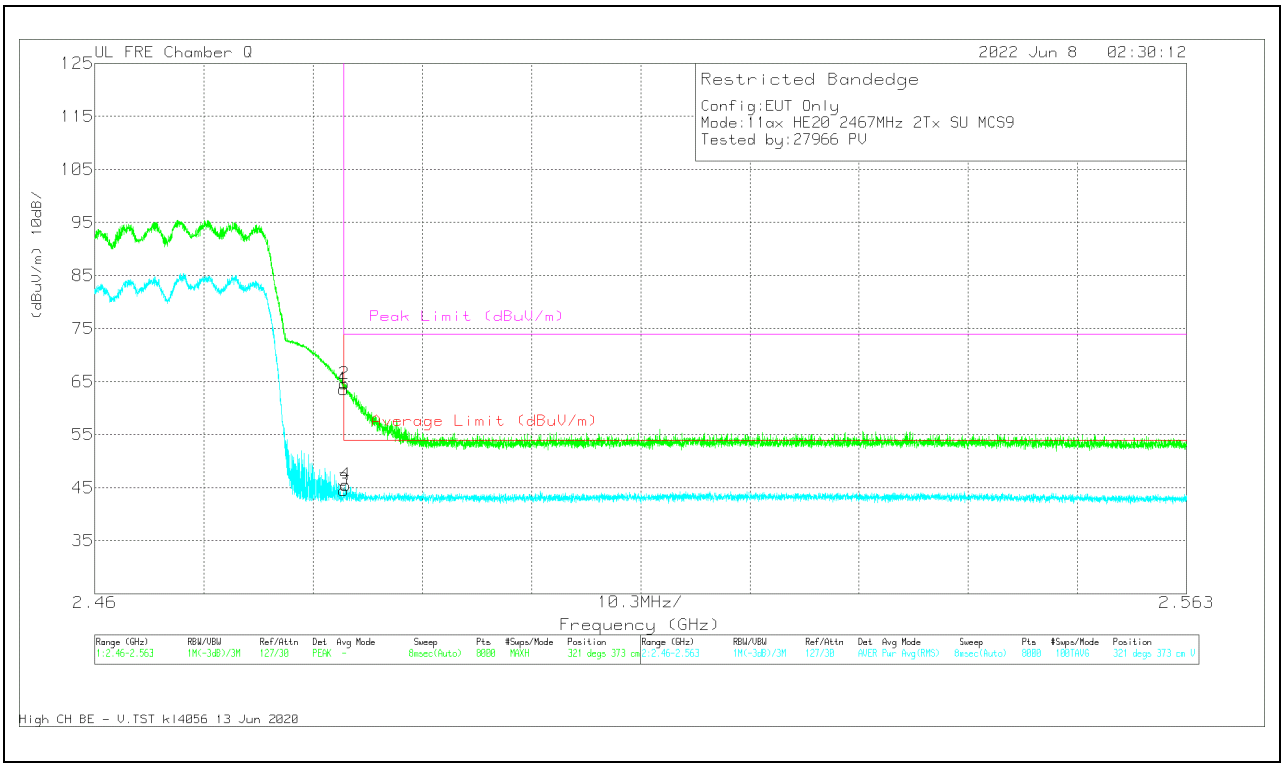

Marker	Frequency (GHz)	Meter Reading (dBuV)	Det	AF 200895 (dB/m)	Amp/Cbl/ Fltr/Pad (dB)	DC Corr (dB)	Corrected Reading (dBuV/m)	Average Limit (dBuV/m)	Margin (dB)	Peak Limit (dBuV/m)	PK Margin (dB)	Azimuth (Degs)	Height (cm)	Polarity
1	*2.4835	65.28	Pk	32.6	-34.3	0	63.58	-	-	74	-10.42	321	373	V
3	*2.4835	45.73	RMS	32.6	-34.3	.5	44.53	54	-9.47	-	-	321	373	V
2	*2.483526	66.31	Pk	32.6	-34.3	0	64.61	-	-	74	-9.39	321	373	V
4	*2.483668	46.74	RMS	32.6	-34.3	.5	45.54	54	-8.46	-	-	321	373	V

* - indicates frequency in CFR47 Pt 15 / IC RSS-Restricted Band
Pk - Peak detector
RMS - RMS detection

UL LLC.
47173 Benicia Street, Fremont, CA 94538; USA. TEL:(510) 319-4000 FAX:(510) 661-0888
This report shall not be reproduced except in full, without the written approval of UL LLC.

BANDEDGE (HIGH CHANNEL, CH 13)

HORIZONTAL RESULT

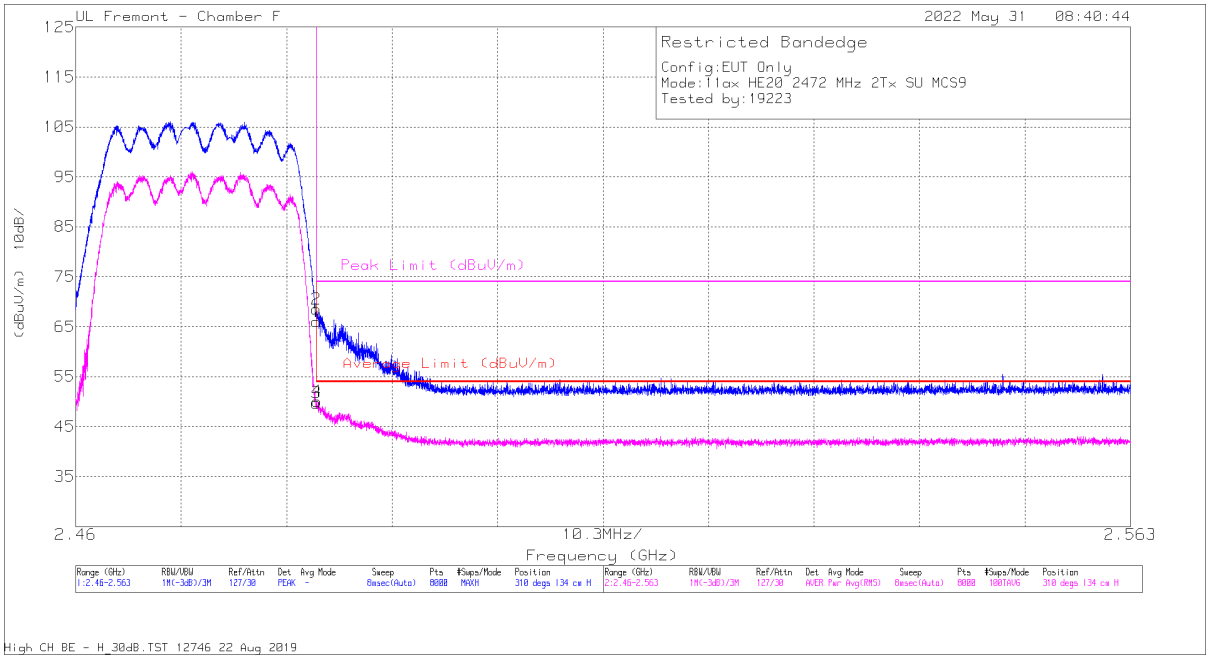

Marker	Frequency (GHz)	Meter Reading (dBuV)	Det	81887 ACF (dB)	Amp/Cbl /Fltr/Pad (dB)	DC Corr (dB)	Corrected Reading (dBuV/m)	Average Limit (dBuV/m)	Margin (dB)	Peak Limit (dBuV/m)	PK Margin (dB)	Azimuth (Degs)	Height (cm)	Polarity
1	* 2.4835	72.78	Pk	32.3	-39.1	0	65.98	-	-	74	-8.02	310	134	H
2	* 2.483513	75.31	Pk	32.3	-39.1	0	68.51	-	-	74	-5.49	310	134	H
3	* 2.4835	56.06	RMS	32.3	-39.1	.5	49.76	54	-4.24	-	-	310	134	H
4	* 2.483539	56.36	RMS	32.3	-39.1	.5	50.06	54	-3.94	-	-	310	134	H

* - indicates frequency in CFR47 Pt 15 / IC RSS-Restricted Band
Pk - Peak detector
RMS - RMS detection

UL LLC.
47173 Benicia Street, Fremont, CA 94538; USA. TEL:(510) 319-4000 FAX:(510) 661-0888
This report shall not be reproduced except in full, without the written approval of UL LLC.

VERTICAL RESULT

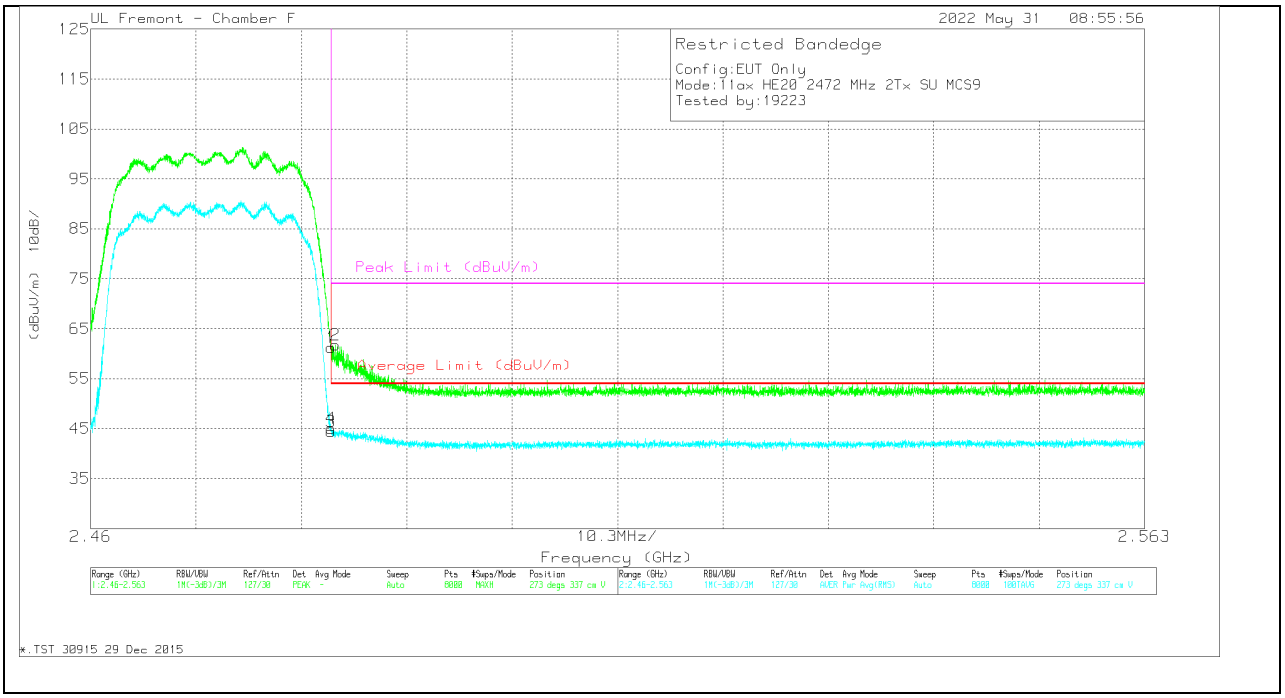

Marker	Frequency (GHz)	Meter Reading (dBuV)	Det	81887 ACF (dB)	Amp/Cbl /Fltr/Pad (dB)	DC Corr (dB)	Corrected Reading (dBuV/m)	Average Limit (dBuV/m)	Margin (dB)	Peak Limit (dBuV/m)	PK Margin (dB)	Azimuth (Degs)	Height (cm)	Polarity
1	* 2.4835	68	Pk	32.3	-39.1	0	61.2	-	-	74	-12.8	273	337	V
2	* 2.483913	68.52	Pk	32.3	-39.1	0	61.72	-	-	74	-12.28	273	337	V
3	* 2.4835	50.77	RMS	32.3	-39.1	.5	44.47	54	-9.53	-	-	273	337	V
4	* 2.483513	51.39	RMS	32.3	-39.1	.5	45.09	54	-8.91	-	-	273	337	V

* - indicates frequency in CFR47 Pt 15 / IC RSS-Restricted Band
Pk - Peak detector
RMS - RMS detection

UL LLC.
47173 Benicia Street, Fremont, CA 94538; USA. TEL:(510) 319-4000 FAX:(510) 661-0888
This report shall not be reproduced except in full, without the written approval of UL LLC.

802.11ax HARMONICS AND SPURIOUS EMISSIONS

2TX, HE20 ax, SU Mode

LOW CHANNEL, CH 1 RESULTS

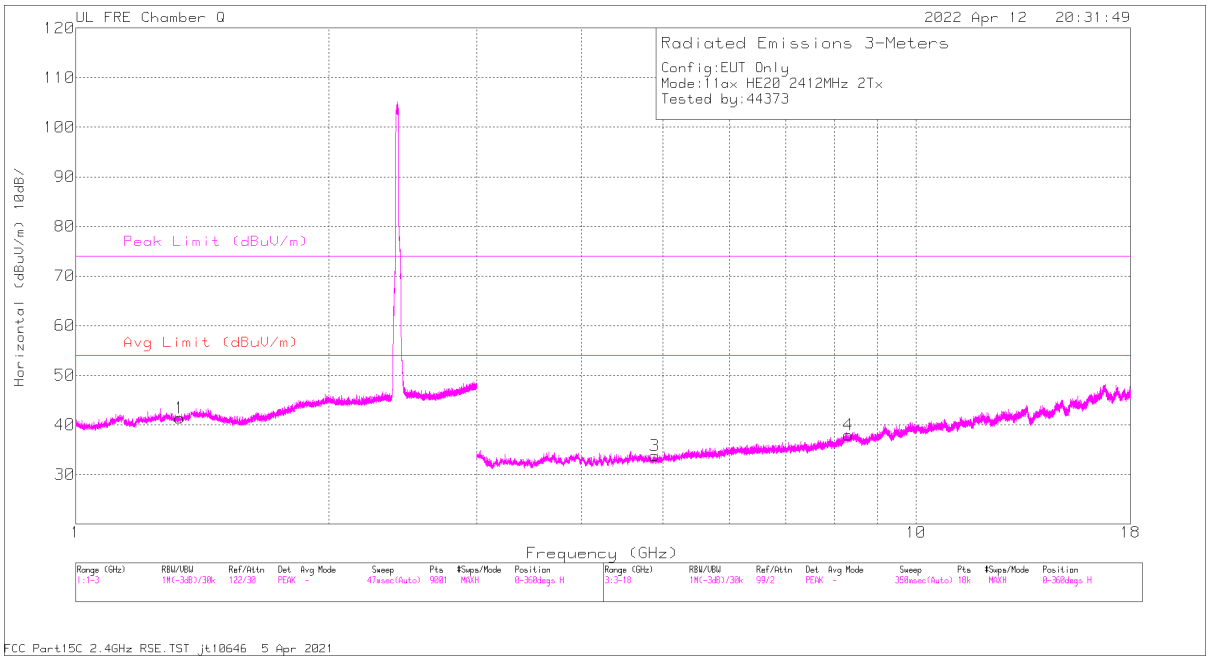

HORIZONTAL

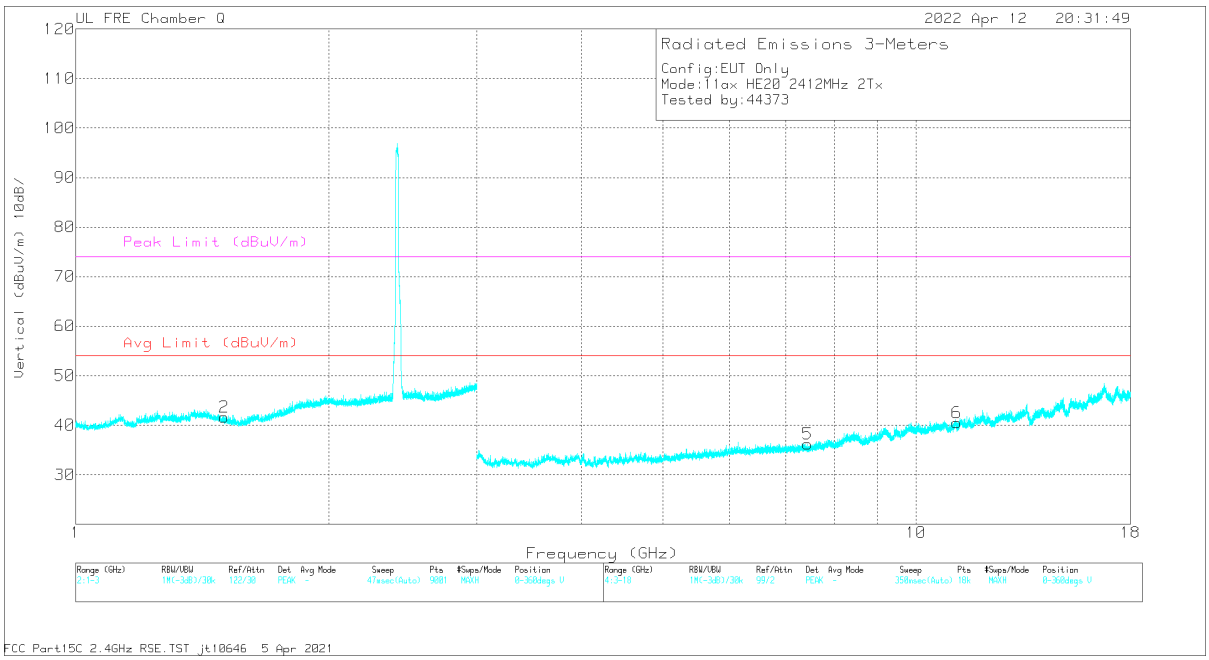

VERTICAL

UL LLC.
47173 Benicia Street, Fremont, CA 94538; USA. TEL:(510) 319-4000 FAX:(510) 661-0888
This report shall not be reproduced except in full, without the written approval of UL LLC.

RADIATED EMISSIONS

Marker	Frequency (GHz)	Meter Reading (dBuV)	Det	AF 200895 (dB/m)	Amp/Cbl/Fltr/Pad (dB)	Corrected Reading (dBuV/m)	Avg Limit (dBuV/m)	Margin (dB)	Peak Limit (dBuV/m)	PK Margin (dB)	Azimuth (Degs)	Height (cm)	Polarity
1	* 1.328965	59.58	PK2	28.7	-35.3	52.98	-	-	74	-21.02	122	162	H
	* 1.328799	47.75	MAv1	28.7	-35.3	41.15	54	-12.85	-	-	122	162	H
2	* 1.501798	59.28	PK2	27.6	-35	51.88	-	-	74	-22.12	178	115	V
	* 1.502689	47.44	MAv1	27.6	-35	40.04	54	-13.96	-	-	178	115	V
3	* 4.885887	51.3	PK2	33.9	-41.4	43.8	-	-	74	-30.2	256	188	H
	* 4.883018	39.42	MAv1	33.9	-41.3	32.02	54	-21.98	-	-	256	188	H
4	* 8.311178	48.36	PK2	36	-35.9	48.46	-	-	74	-25.54	13	171	H
	* 8.309589	36.4	MAv1	36	-35.9	36.5	54	-17.5	-	-	13	171	H
5	* 7.436734	47.67	PK2	35.7	-37.7	45.67	-	-	74	-28.33	157	198	V
	* 7.439441	36.08	MAv1	35.7	-37.7	34.08	54	-19.92	-	-	157	198	V
6	* 11.18454	45.17	PK2	38.1	-33.5	49.77	-	-	74	-24.23	299	214	V
	* 11.18267	33.89	MAv1	38.1	-33.5	38.49	54	-15.51	-	-	299	214	V

* - indicates frequency in CFR47 Pt 15 / IC RSS-Restricted Band
PK2 - KDB558074 Method: Maximum Peak
MAv1 - KDB558074 Option 1 Maximum RMS Average

UL LLC.
47173 Benicia Street, Fremont, CA 94538; USA. TEL:(510) 319-4000 FAX:(510) 661-0888
This report shall not be reproduced except in full, without the written approval of UL LLC.

MID CHANNEL, CH 6 RESULTS

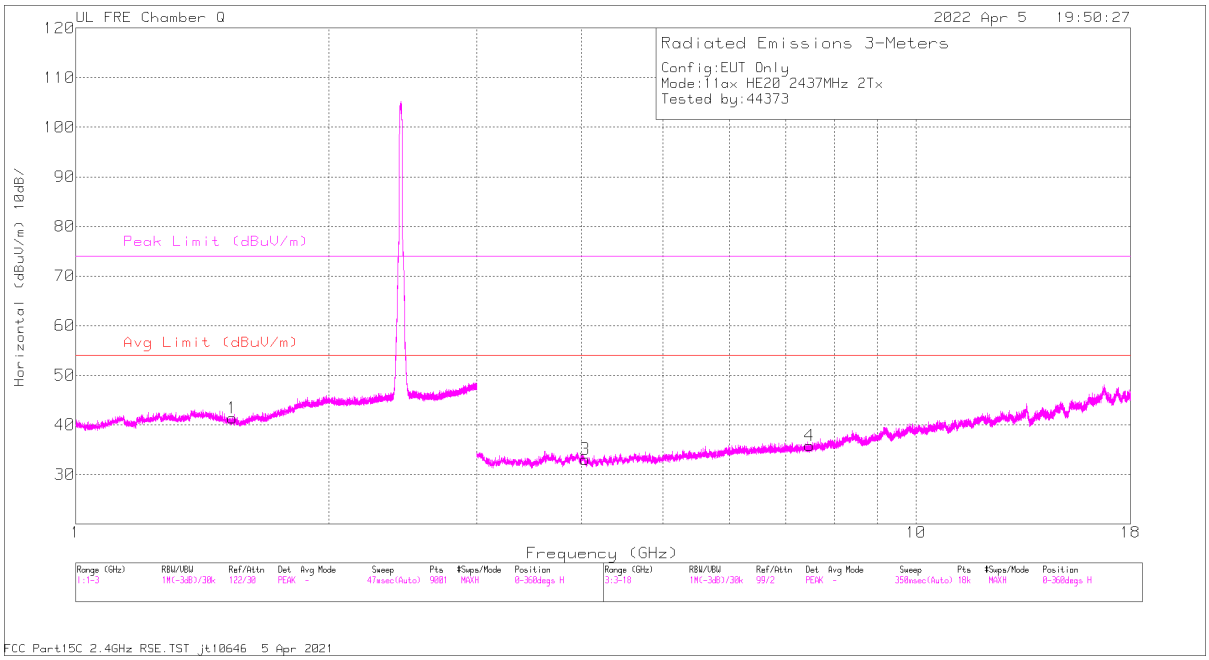

HORIZONTAL

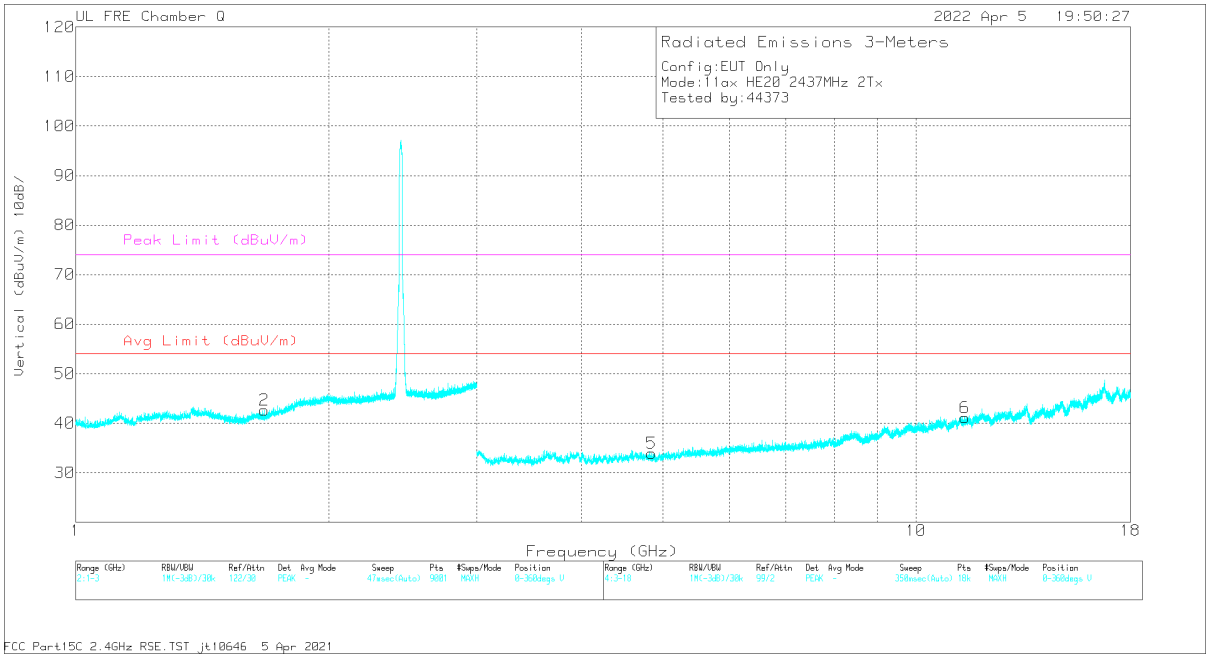

VERTICAL

UL LLC.
47173 Benicia Street, Fremont, CA 94538; USA. TEL:(510) 319-4000 FAX:(510) 661-0888
This report shall not be reproduced except in full, without the written approval of UL LLC.

RADIATED EMISSIONS

Marker	Frequency (GHz)	Meter Reading (dBuV)	Det	AF 200895 (dB/m)	Amp/Cbl/Fltr/Pad (dB)	Corrected Reading (dBuV/m)	Avg Limit (dBuV/m)	Margin (dB)	Peak Limit (dBuV/m)	PK Margin (dB)	Azimuth (Degs)	Height (cm)	Polarity
1	* 1.534967	58.56	PK2	27.7	-35.1	51.16	-	-	74	-22.84	175	202	H
	* 1.534197	47.02	MAv1	27.7	-35.1	39.62	54	-14.38	-	-	175	202	H
2	* 1.676155	58.3	PK2	28.6	-35	51.9	-	-	74	-22.1	139	167	V
	* 1.675265	46.9	MAv1	28.6	-35	40.5	54	-13.5	-	-	139	167	V
3	* 4.036573	50.19	PK2	33.3	-40.5	42.99	-	-	74	-31.01	133	181	H
	* 4.034737	38.63	MAv1	33.3	-40.5	31.43	54	-22.57	-	-	133	181	H
4	* 7.465724	48.35	PK2	35.7	-37.7	46.35	-	-	74	-27.65	245	114	H
	* 7.465672	36.19	MAv1	35.7	-37.7	34.19	54	-19.81	-	-	245	114	H
5	* 4.848673	50.4	PK2	34	-41.1	43.3	-	-	74	-30.7	295	219	V
	* 4.846525	39.02	MAv1	34	-41.3	31.72	54	-22.28	-	-	295	219	V
6	* 11.44539	46.36	PK2	38.2	-33.7	50.86	-	-	74	-23.14	309	121	V
	* 11.44628	34.42	MAv1	38.2	-33.7	38.92	54	-15.08	-	-	309	121	V

* - indicates frequency in CFR47 Pt 15 / IC RSS-Restricted Band
PK2 - KDB558074 Method: Maximum Peak
MAv1 - KDB558074 Option 1 Maximum RMS Average

UL LLC.
47173 Benicia Street, Fremont, CA 94538; USA. TEL:(510) 319-4000 FAX:(510) 661-0888
This report shall not be reproduced except in full, without the written approval of UL LLC.

HIGH CHANNEL, CH 13 RESULTS

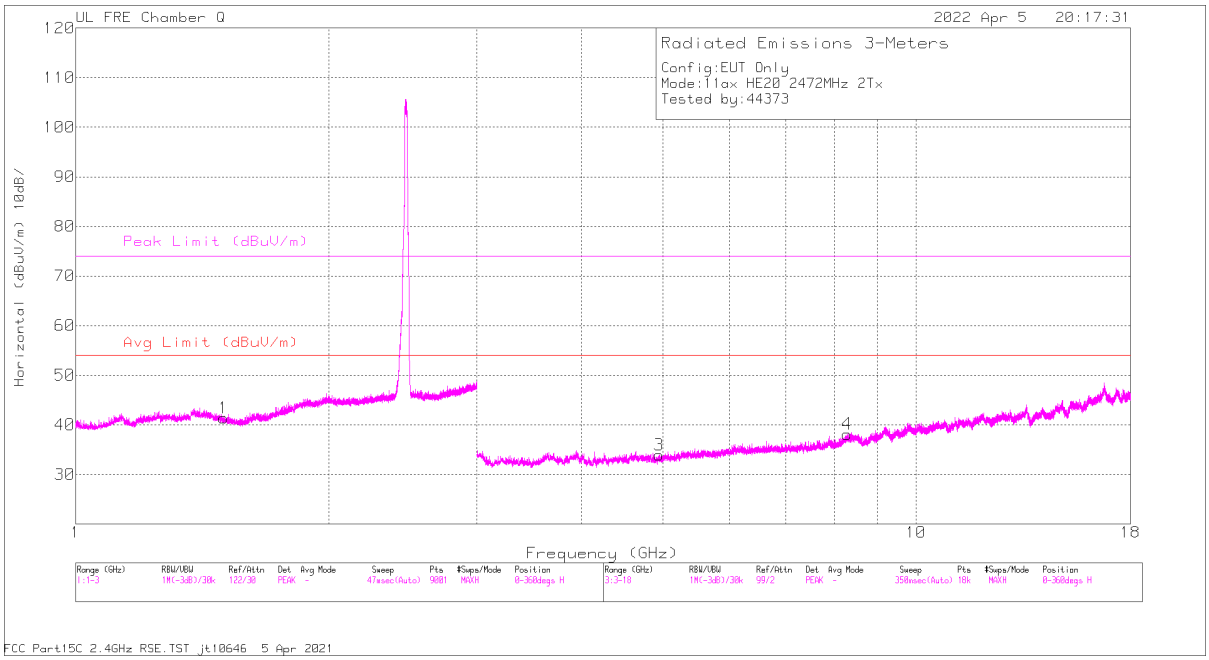

HORIZONTAL

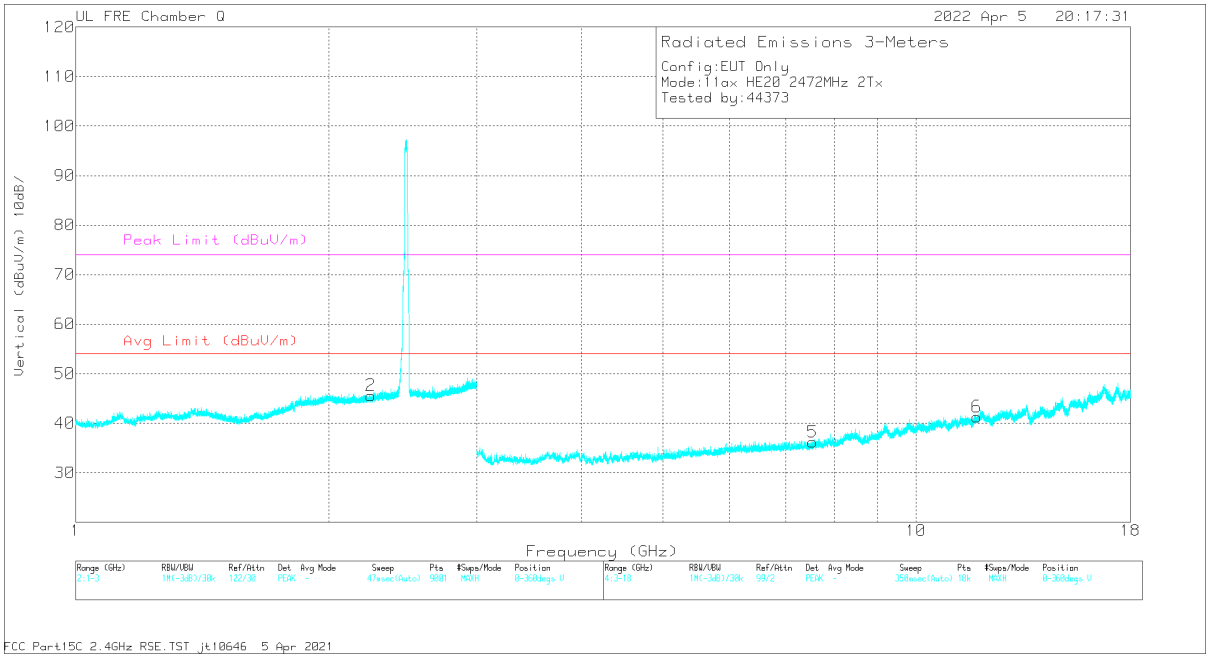

VERTICAL

UL LLC.
47173 Benicia Street, Fremont, CA 94538; USA. TEL:(510) 319-4000 FAX:(510) 661-0888

This report shall not be reproduced except in full, without the written approval of UL LLC.

RADIATED EMISSIONS

Marker	Frequency (GHz)	Meter Reading (dBuV)	Det	AF 200895 (dB/m)	Amp/Cbl/Fltr/Pad (dB)	Corrected Reading (dBuV/m)	Avg Limit (dBuV/m)	Margin (dB)	Peak Limit (dBuV/m)	PK Margin (dB)	Azimuth (Degs)	Height (cm)	Polarity
1	* 1.498003	59.27	PK2	27.6	-35	51.87	-	-	74	-22.13	94	170	H
	* 1.499758	47.42	MAv1	27.6	-35	40.02	54	-13.98	-	-	94	170	H
2	* 2.24424	58.41	PK2	31.6	-34.5	55.51	-	-	74	-18.49	27	207	V
	* 2.243382	46.84	MAv1	31.6	-34.5	43.94	54	-10.06	-	-	27	207	V
3	* 4.944781	51.41	PK2	33.9	-41.5	43.81	-	-	74	-30.19	250	187	H
	* 4.945749	39.84	MAv1	33.9	-41.4	32.34	54	-21.66	-	-	250	187	H
4	* 8.284346	47.82	PK2	36	-35.9	47.92	-	-	74	-26.08	233	243	H
	* 8.281147	36.41	MAv1	36	-35.9	36.51	54	-17.49	-	-	233	243	H
5	* 7.531232	47.55	PK2	35.8	-37.8	45.55	-	-	74	-28.45	29	123	V
	* 7.527926	36.4	MAv1	35.8	-37.8	34.4	54	-19.6	-	-	29	123	V
6	* 11.81835	48.21	PK2	38.7	-34.5	52.41	-	-	74	-21.59	245	159	V
	* 11.82052	35.96	MAv1	38.7	-34.5	40.16	54	-13.84	-	-	245	159	V

* - indicates frequency in CFR47 Pt 15 / IC RSS-Restricted Band
PK2 - KDB558074 Method: Maximum Peak
MAv1 - KDB558074 Option 1 Maximum RMS Average

UL LLC.
47173 Benicia Street, Fremont, CA 94538; USA. TEL:(510) 319-4000 FAX:(510) 661-0888
This report shall not be reproduced except in full, without the written approval of UL LLC.

10.2. WORST CASE BELOW 1 GHz

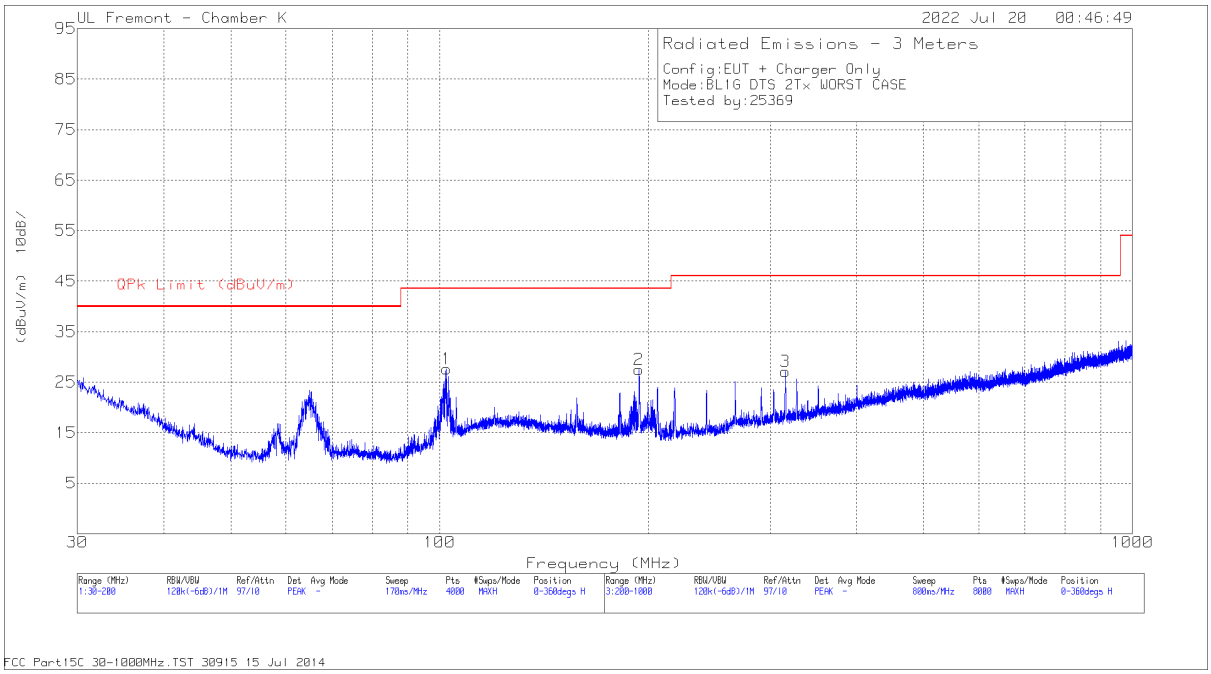

HORIZONTAL

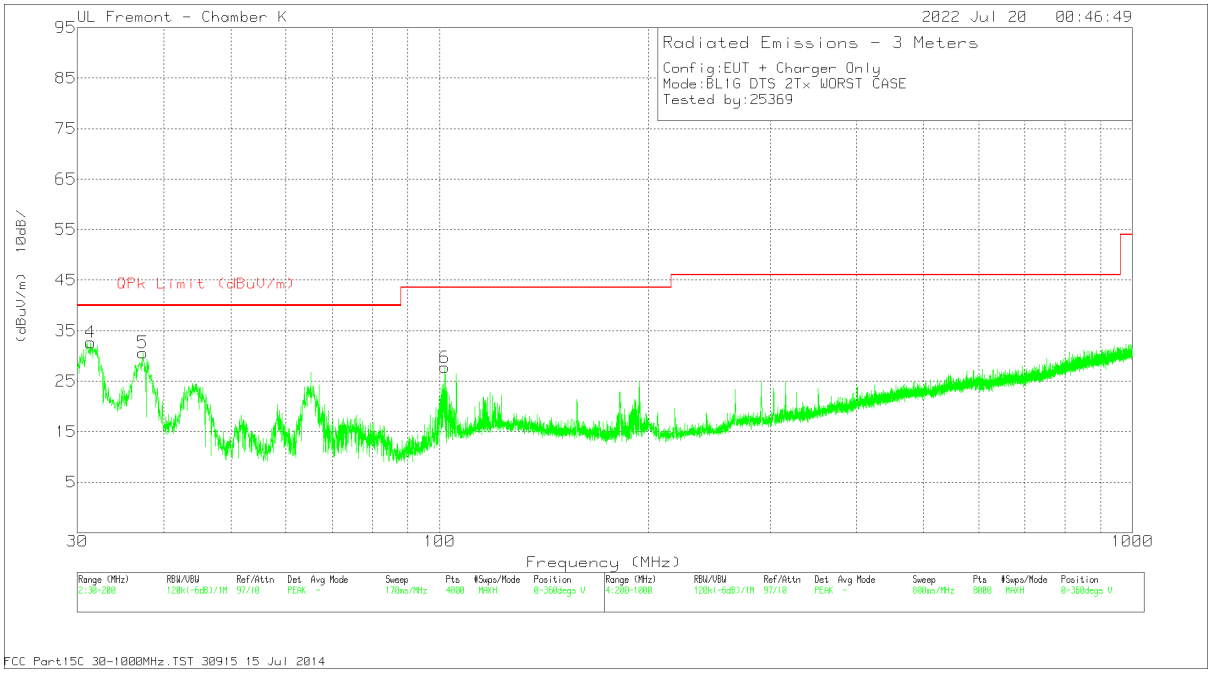

VERTICAL

UL LLC.
47173 Benicia Street, Fremont, CA 94538; USA. TEL:(510) 319-4000 FAX:(510) 661-0888

This report shall not be reproduced except in full, without the written approval of UL LLC.

Below 1GHz DATA

Marker	Frequency (MHz)	Meter Reading (dBuV)	Det	82258 ACF (dB)	Amp/Cbl (dB)	Corrected Reading (dBuV/m)	QPk Limit (dBuV/m)	Margin (dB)	Azimuth (Degs)	Height (cm)	Polarity
1	102.354	41.19	Pk	17.3	-30.9	27.59	43.52	-15.93	0-360	295	H
2	194.092	39.58	Pk	18.2	-30.3	27.48	43.52	-16.04	0-360	99	H
4	31.3604	37.37	Pk	26.8	-31.5	32.67	40	-7.33	0-360	101	V
	31.6432	31.64	Qp	26.6	-31.5	26.74	40	-13.26	260	108	V
5	37.3119	39.83	Pk	22.3	-31.5	30.63	40	-9.37	0-360	101	V
	38.0631	29.34	Qp	21.6	-31.4	19.54	40	-20.46	260	204	V
6	101.716	41.54	Pk	17.1	-30.9	27.74	43.52	-15.78	0-360	101	V
3	315.715	36.51	Pk	20.3	-29.7	27.11	46.02	-18.91	0-360	101	H

Pk - Peak detector
Qp - Quasi-Peak detector

UL LLC.
47173 Benicia Street, Fremont, CA 94538; USA. TEL:(510) 319-4000 FAX:(510) 661-0888
This report shall not be reproduced except in full, without the written approval of UL LLC.

10.3. WORST CASE 18-26 GHz

HORIZONTAL & VERTICAL

18 – 26GHz DATA

Marker	Frequency (GHz)	Meter Reading (dBuV)	Det	AF 81139 (dB/m)	Amp/Cbl (dB)	Dist Corr (dB)	Corrected Reading (dBuV/m)	Peak Limit (dBuV/m)	PK Margin (dB)	Average Limit dBuV/m	Margin (dB)
2	19.548445	70.04	Pk	33.3	-57.1	-9.5	36.74	74	-37.26	54	-15.96
4	20.947556	70.44	Pk	33.9	-57.2	-9.5	37.64	74	-36.36	54	-17.26
6	23.670223	70.04	Pk	34.5	-57	-9.5	36.74	74	-35.96	54	-16.36
1	19.548445	68.32	Pk	33.3	-57.1	-9.5	35.02	74	-38.98	54	-18.98
3	20.947556	68.11	Pk	33.9	-57.2	-9.5	35.31	74	-38.69	54	-18.69
5	23.670223	67.9	Pk	34.5	-57	-9.5	35.9	74	-38.1	54	-18.1

Pk - Peak detector

UL LLC.
47173 Benicia Street, Fremont, CA 94538; USA. TEL:(510) 319-4000 FAX:(510) 661-0888
This report shall not be reproduced except in full, without the written approval of UL LLC.

11. AC POWER LINE CONDUCTED EMISSIONS

LIMITS

FCC §15.207 (a)

RSS-Gen 8.8

Frequency of Emission (MHz)	Conducted Limit (dBµV)	
	Quasi-peak	Average
0.15-0.5	66 to 56 *	56 to 46 *
0.5-5	56	46
5-30	60	50

*Decreases with the logarithm of the frequency.

TEST PROCEDURE

The EUT is placed on a non-conducting table 40 cm from the vertical ground plane and 80 cm above the horizontal ground plane. The EUT is configured in accordance with ANSI C63.10.

The receiver is set to a resolution bandwidth of 9 kHz. Peak detection is used unless otherwise noted as quasi-peak or average.

Line conducted data is recorded for both NEUTRAL and HOT lines.

RESULTS

UL LLC.
47173 Benicia Street, Fremont, CA 94538; USA. TEL:(510) 319-4000 FAX:(510) 661-0888
This report shall not be reproduced except in full, without the written approval of UL LLC.

11.1. AC POWER LINE WITH AC/DC ADAPTER

LINE 1 RESULTS

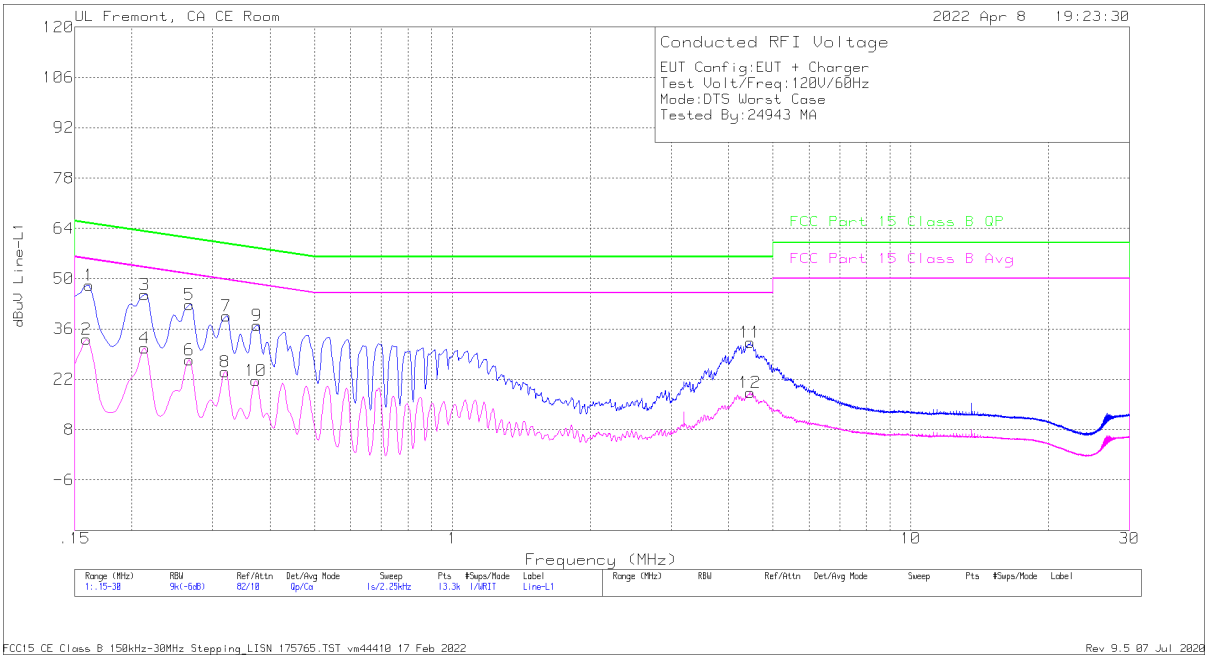

Range 1: Line-L1 .15 - 30MHz											
Marker	Frequency (MHz)	Meter Reading (dBuV)	Det	175765 LISN L1 (dB)	C1&C3 cable (dB)	TekBox Limiter TBFL1 Model 207 (dB)	Corrected Reading dBuV	FCC Part 15 Class B QP dBuV	QP Margin (dB)	FCC Part 15 Class B Avg dBuV	Av(CISPR) Margin (dB)
2	.159	23.73	Ca	.1	0	9.4	33.23	-	-	55.52	-22.29
4	.213	21.38	Ca	0	0	9.3	30.68	-	-	53.09	-22.41
6	.267	18.06	Ca	0	0	9.3	27.36	-	-	51.21	-23.85
8	.31875	14.85	Ca	0	0	9.3	24.15	-	-	49.74	-25.59
10	.37275	12.38	Ca	0	0	9.3	21.68	-	-	48.44	-26.76
12	4.45875	8.92	Ca	0	.1	9.3	18.32	-	-	46	-27.68
1	.16125	38.72	Qp	.1	0	9.4	48.22	65.4	-17.18	-	-
3	.213	36.32	Qp	0	0	9.3	45.62	63.09	-17.47	-	-
5	.267	33.49	Qp	0	0	9.3	42.79	61.21	-18.42	-	-
7	.321	30.33	Qp	0	0	9.3	39.63	59.68	-20.05	-	-
9	.375	27.76	Qp	0	0	9.3	37.06	58.39	-21.33	-	-
11	4.4655	22.86	Qp	0	.1	9.3	32.26	56	-23.74	-	-

Qp - Quasi-Peak detector
Ca - CISPR average detection

UL LLC.
47173 Benicia Street, Fremont, CA 94538; USA. TEL:(510) 319-4000 FAX:(510) 661-0888
This report shall not be reproduced except in full, without the written approval of UL LLC.

LINE 2 RESULTS

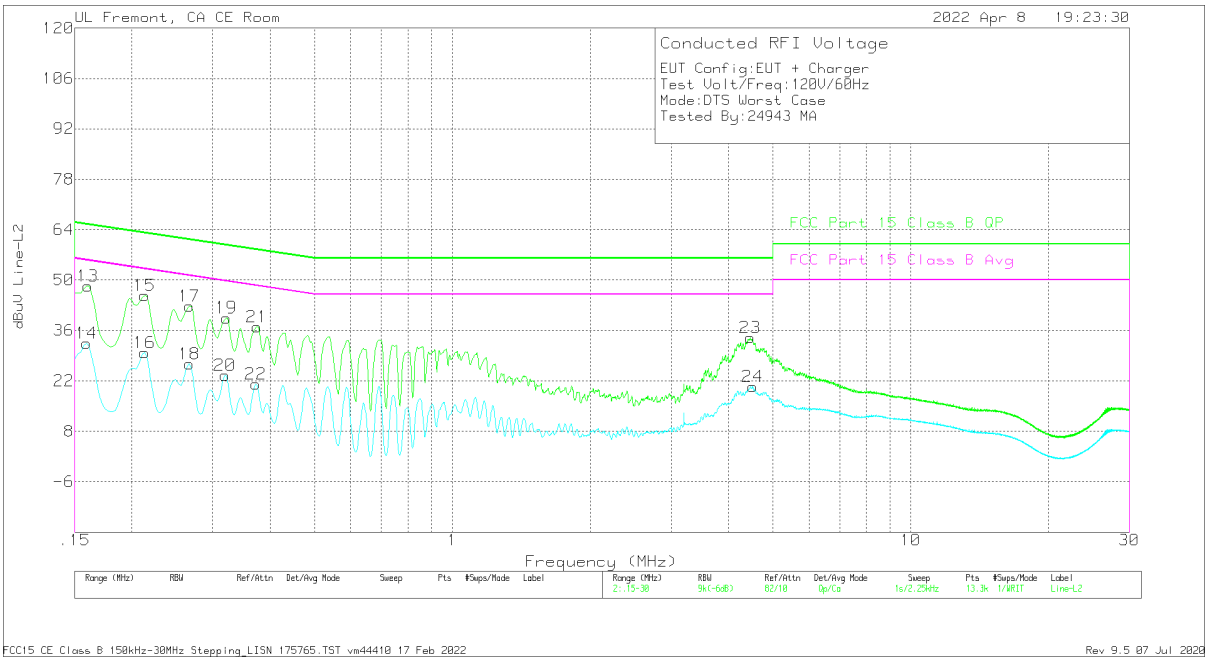

Range 2: Line-L2 .15 - 30MHz											
Marker	Frequency (MHz)	Meter Reading (dBuV)	Det	175765 LISN L2 (dB)	C2&C3 cable (dB)	TekBox Limiter TBFL1 Model 207 (dB)	Corrected Reading dBuV	FCC Part 15 Class B QP dBuV	QP Margin (dB)	FCC Part 15 Class B Avg dBuV	Av(CISPR) Margin (dB)
14	.159	22.92	Ca	.1	0	9.4	32.42	-	-	55.52	-23.1
16	.213	20.62	Ca	0	0	9.3	29.92	-	-	53.09	-23.17
18	.267	17.39	Ca	0	0	9.3	26.69	-	-	51.21	-24.52
20	.31875	14.31	Ca	0	0	9.3	23.61	-	-	49.74	-26.13
22	.37275	11.84	Ca	0	0	9.3	21.14	-	-	48.44	-27.3
24	4.5195	11.08	Ca	0	.1	9.3	20.48	-	-	46	-25.52
13	.16013	38.8	Qp	.1	0	9.4	48.3	65.46	-17.16	-	-
15	.213	36.42	Qp	0	0	9.3	45.72	63.09	-17.37	-	-
17	.267	33.52	Qp	0	0	9.3	42.82	61.21	-18.39	-	-
19	.321	30.22	Qp	0	0	9.3	39.52	59.68	-20.16	-	-
21	.375	27.73	Qp	0	0	9.3	37.03	58.39	-21.36	-	-
23	4.46325	24.62	Qp	0	.1	9.3	34.02	56	-21.98	-	-

Qp - Quasi-Peak detector
Ca - CISPR average detection

UL LLC.
47173 Benicia Street, Fremont, CA 94538; USA. TEL:(510) 319-4000 FAX:(510) 661-0888
This report shall not be reproduced except in full, without the written approval of UL LLC.

11.2. AC POWER LINE WITH LAPTOP

LINE 1 RESULTS

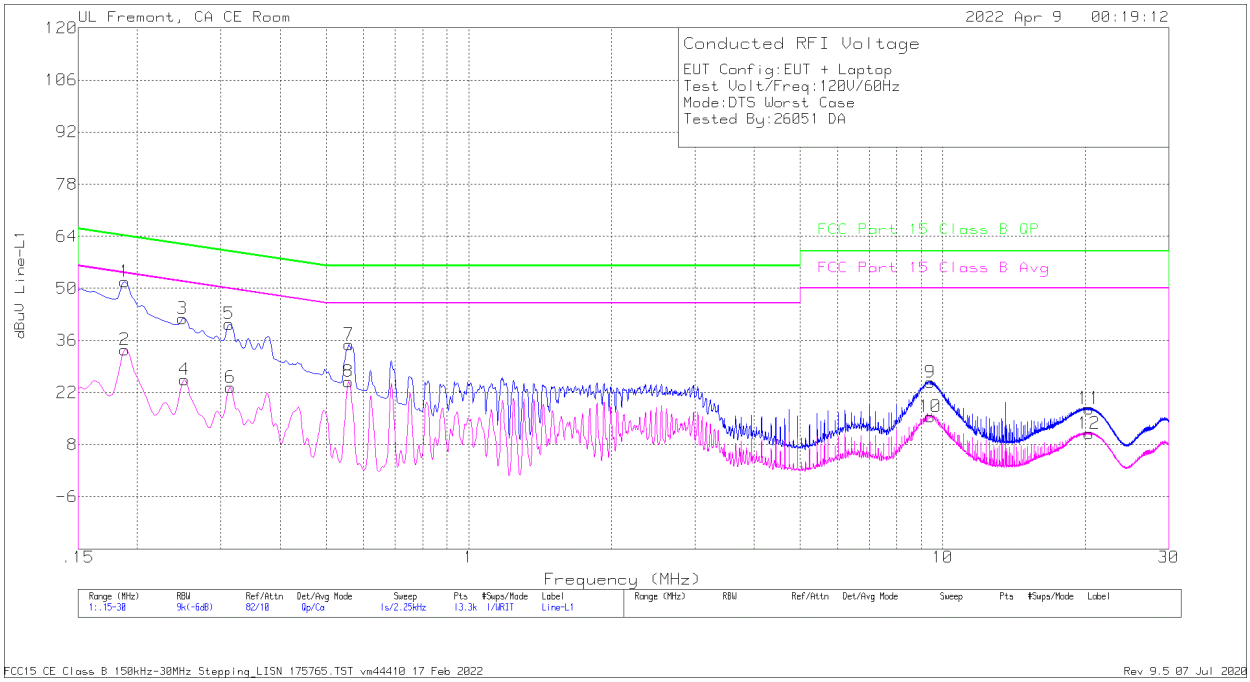

Range 1: Line-L1 .15 - 30MHz											
Marker	Frequency (MHz)	Meter Reading (dBuV)	Det	175765 LISN L1 (dB)	C1&C3 cable (dB)	TekBox Limiter TBFL1 Model 207 (dB)	Corrected Reading dBuV	FCC Part 15 Class B QP dBuV	QP Margin (dB)	FCC Part 15 Class B Avg dBuV	Av(CISPR) Margin (dB)
2	.18825	24.06	Ca	.1	0	9.4	33.56	-	-	54.11	-20.55
4	.25125	16.17	Ca	0	0	9.3	25.47	-	-	51.72	-26.25
6	.31425	14.12	Ca	0	0	9.3	23.42	-	-	49.86	-26.44
8	.55725	15.68	Ca	0	0	9.3	24.98	-	-	46	-21.02
10	9.41325	5.92	Ca	.1	.2	9.3	15.52	-	-	50	-34.48
12	20.36175	1.25	Ca	.2	.3	9.3	11.05	-	-	50	-38.95
1	.18825	42.4	Qp	.1	0	9.4	51.9	64.11	-12.21	-	-
3	.249	32.59	Qp	0	0	9.3	41.89	61.79	-19.9	-	-
5	.312	31.1	Qp	0	0	9.3	40.4	59.92	-19.52	-	-
7	.5595	25.63	Qp	0	0	9.3	34.93	56	-21.07	-	-
9	9.4155	15.16	Qp	.1	.2	9.3	24.76	60	-35.24	-	-
11	20.36625	7.91	Qp	.2	.3	9.3	17.71	60	-42.29	-	-

Qp - Quasi-Peak detector
Ca - CISPR average detection

UL LLC.
47173 Benicia Street, Fremont, CA 94538; USA. TEL:(510) 319-4000 FAX:(510) 661-0888
This report shall not be reproduced except in full, without the written approval of UL LLC.

LINE 2 RESULTS

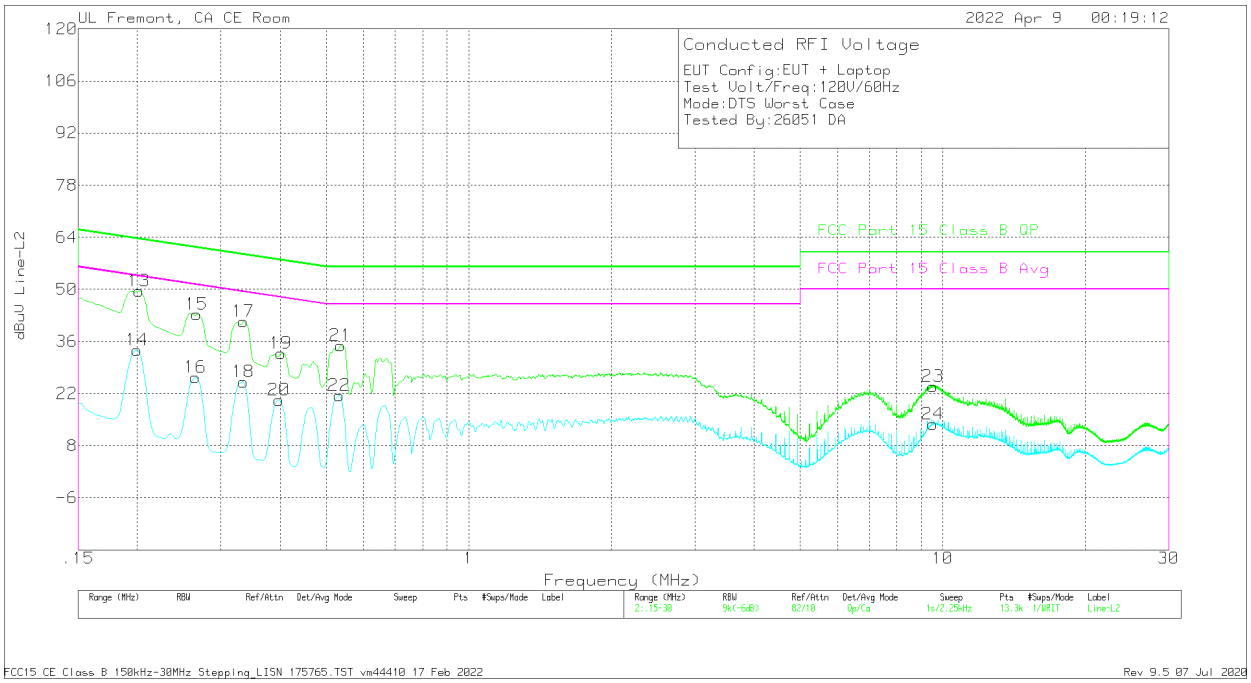

Range 2: Line-L2 .15 - 30MHz											
Marker	Frequency (MHz)	Meter Reading (dBuV)	Det	175765 LISN L2 (dB)	C2&C3 cable (dB)	TekBox Limiter TBFL1 Model 207 (dB)	Corrected Reading dBuV	FCC Part 15 Class B QP dBuV	QP Margin (dB)	FCC Part 15 Class B Avg dBuV	Av(CISPR) Margin (dB)
14	.1995	24.41	Ca	0	0	9.3	33.71	-	-	53.63	-19.92
16	.26475	17.01	Ca	0	0	9.3	26.31	-	-	51.28	-24.97
18	.3345	15.85	Ca	0	0	9.3	25.15	-	-	49.34	-24.19
20	.3975	10.97	Ca	0	0	9.3	20.27	-	-	47.91	-27.64
22	.5325	12.2	Ca	0	0	9.3	21.5	-	-	46	-24.5
24	9.53925	4.21	Ca	0	.2	9.3	13.71	-	-	50	-36.29
13	.20175	40.3	Qp	0	0	9.3	49.6	63.54	-13.94	-	-
15	.267	34.03	Qp	0	0	9.3	43.33	61.21	-17.88	-	-
17	.3345	32.02	Qp	0	0	9.3	41.32	59.34	-18.02	-	-
19	.402	23.54	Qp	0	0	9.3	32.84	57.81	-24.97	-	-
21	.537	25.59	Qp	0	0	9.3	34.89	56	-21.11	-	-
23	9.5325	14.34	Qp	0	.2	9.3	23.84	60	-36.16	-	-

Qp - Quasi-Peak detector
Ca - CISPR average detection

UL LLC.
47173 Benicia Street, Fremont, CA 94538; USA. TEL:(510) 319-4000 FAX:(510) 661-0888
This report shall not be reproduced except in full, without the written approval of UL LLC.

12. SETUP PHOTOS

Please refer to 14040866-EP1V1 for setup photos

END OF TEST REPORT

UL LLC.
47173 Benicia Street, Fremont, CA 94538; USA. TEL:(510) 319-4000 FAX:(510) 661-0888
This report shall not be reproduced except in full, without the written approval of UL LLC.