TEST REPORT

Report Number: 14523758-E3V3

Applicant : APPLE, INC.
1 APPLE PARK WAY
CUPERTINO, CA 95014, U.S.A.

Model : A2846 (Parent Model)
A3089, A3090, A3092 (Variant Models)

Brand : APPLE

FCC ID : BCG-E8427A (Parent Model)
BCG-E8428A, BCG-E8429A, BCG-E8430A (variant Models)

IC : 579C-E8427A (Parent Model)
579C-E8428A, 579C-E8429A, 579C-E8430A (Variant Models)

EUT Description : SMARTPHONE

Test Standard(s) : FCC 47 CFR PART 15 SUBPART C
ISED RSS-247 ISSUE 2
ISED RSS-GEN ISSUE 5 + A1 + A2

Date Of Issue:
August 03, 2023

Prepared by:
UL Verification Services Inc.
47173 Benicia Street
Fremont, CA 94538 U.S.A.
TEL: (510) 319-4000
FAX: (510) 661-0888

CERT #0751.05

REPORT REVISION HISTORY

Rev.	Issue Date	Revisions	Revised By
V1	7/14/2023	Initial Issue	Chin Pang
V2	7/17/2023	Address TCB Question section 8 and 10	Chin Pang
V3	08/03/2023	Address section 10	Chin Pang

UL VERIFICATION SERVICES INC.
47173 Benicia Street, Fremont, CA 94538; USA TEL:(510) 319-4000 FAX:(510) 661-0888
This report shall not be reproduced except in full, without the written approval of UL Verification Services Inc.

TABLE OF CONTENTS

1. ATTESTATION OF TEST RESULTS 5

2. TEST SUMMARY 7

3. TEST METHODOLOGY 7

4. FACILITIES AND ACCREDITATION 8

5. DECISION RULES AND MEASUREMENT UNCERTAINTY 8

5.1. METROLOGICAL TRACEABILITY 8

5.2. DECISION RULES 8

5.3. MEASUREMENT UNCERTAINTY 9

6. EQUIPMENT UNDER TEST 10

6.1. EUT DESCRIPTION 10

6.2. MAXIMUM OUTPUT POWER 11

6.3. DESCRIPTION OF AVAILABLE ANTENNAS 11

6.4. SOFTWARE AND FIRMWARE 11

6.5. WORST-CASE CONFIGURATION AND MODE 12

6.6. DESCRIPTION OF TEST SETUP 13

7. MEASUREMENT METHOD 17

8. TEST AND MEASUREMENT EQUIPMENT 18

9. ANTENNA PORT TEST RESULTS 20

9.1. ON TIME AND DUTY CYCLE 20

9.2. 99% BANDWIDTH 21

9.2.1. HIGH POWER HDR (HDR4) 22
9.2.2. HIGH POWER HDR TXBF (HDR4) 23
9.2.3. HIGH POWER HDR (HDR8) 24
9.2.4. HIGH POWER HDR TXBF (HDR8) 25

9.3. 6 dB BANDWIDTH 26

9.3.1. HIGH POWER HDR (HDR4) 27
9.3.2. HIGH POWER HDR4 TXBF 28

9.4. OUTPUT POWER 29

9.4.1. HIGH POWER HDR (HDR4) 30
9.4.2. HIGH POWER HDR TXBF (HDR4) 30
9.4.3. HIGH POWER HDR (HDR8) 31
9.4.4. HIGH POWER HDR TXBF (HDR8) 31
9.4.5. LOW POWER HDR (HDR4) 32
9.4.6. LOW POWER HDR TXBF (HDR4) 32
9.4.7. LOW POWER HDR (HDR8) 33

UL VERIFICATION SERVICES INC.
47173 Benicia Street, Fremont, CA 94538; USA TEL:(510) 319-4000 FAX:(510) 661-0888
This report shall not be reproduced except in full, without the written approval of UL Verification Services Inc.

9.4.8. LOW POWER HDR TXBF (HDR8) 33

9.5. AVERAGE POWER 34
9.5.1. HIGH POWER HDR (HDR4) 35
9.5.2. HIGH POWER HDR TXBF (HDR4) 35
9.5.3. HIGH POWER HDR (HDR8) 36
9.5.4. HIGH POWER HDR TXBF (HDR8) 36
9.5.5. LOW POWER HDR (HDR4) 37
9.5.6. LOW POWER HDR TXBF (HDR4) 37
9.5.7. LOW POWER HDR (HDR8) 38
9.5.8. LOW POWER HDR TXBF (HDR8) 38

9.6. POWER SPECTRAL DENSITY 39
9.6.1. HIGH POWER HDR (HDR4) 40
9.6.2. HIGH POWER HDR TXBF (HDR4) 41
9.6.3. HIGH POWER HDR (HDR8) 42
9.6.4. HIGH POWER HDR TXBF (HDR8) 43

9.7. CONDUCTED SPURIOUS EMISSIONS 44
9.7.1. HIGH POWER HDR (HDR4) 45
9.7.2. HIGH POWER HDR TXBF (HDR4) 47
9.7.3. HIGH POWER HDR (HDR8) 49
9.7.4. HIGH POWER HDR TXBF (HDR8) 51
9.7.5. LOW POWER HDR (HDR4) 53
9.7.6. LOW POWER HDR TXBF (HDR4) 55
9.7.7. LOW POWER HDR (HDR8) 57
9.7.8. LOW POWER HDR TXBF (HDR8) 59

10. RADIATED TEST RESULTS 61

10.1. LIMITS AND PROCEDURE 61

10.2. TRANSMITTER ABOVE 1 GHz 63
10.2.1. HIGH POWER HDR (HDR4) 63
10.2.2. HIGH POWER HDR TXBF (HDR4) 71
10.2.3. HIGH POWER HDR (HDR8) 75
10.2.4. HIGH POWER HDR TXBF (HDR8) 83
10.2.5. LOW POWER HDR (HDR4) 87
10.2.6. LOW POWER HDR TXBF (HDR4) 95
10.2.7. LOW POWER HDR (HDR8) 99
10.2.8. LOW POWER HDR TXBF (HDR8) 107
10.2.9. HARMONICS AND SPURIOUS EMISSIONS 111

10.3. WORST CASE BELOW 1 GHz 117

10.4. WORST CASE 18-26 GHz 119

11. AC POWER LINE CONDUCTED EMISSIONS 121

11.1. AC Power Line With AC/DC Adapter 122

11.2. AC Power Line With Laptop 124

12. SETUP PHOTOS 126

UL VERIFICATION SERVICES INC.
47173 Benicia Street, Fremont, CA 94538; USA TEL:(510) 319-4000 FAX:(510) 661-0888
This report shall not be reproduced except in full, without the written approval of UL Verification Services Inc.

1. ATTESTATION OF TEST RESULTS

COMPANY NAME: APPLE INC.
1 APPLE PARK WAY
CUPERTINO, CA 95014, U.S.A

EUT DESCRIPTION: SMARTPHONE

MODEL: A2846 (Parent Model)
A3089, A3090, A3092 (Variant Models)

BRAND: APPLE

SERIAL NUMBER: P6XL92MQDL, K942WGQWRY

SAMPLE RECEIPT DATE: JANUARY 30, 2023

DATE TESTED: FEBRUARY 7, 2023 – JULY 17, 2023

APPLICABLE STANDARDS	
STANDARD	**TEST RESULTS**
CFR 47 Part 15 Subpart C	Complies
ISED RSS-247 Issue 2	Complies
ISED RSS-GEN Issue 5 + A1 + A2	Complies

UL Verification Services Inc. tested the above equipment in accordance with the requirements set forth in the above standards. The test results show that the equipment tested is capable of demonstrating compliance with the requirements as documented in this report.

The results documented in this report apply only to the tested sample, under the conditions and modes of operation as described herein. It is the manufacturer's responsibility to assure that additional production units of this model are manufactured with identical electrical and mechanical components. All samples tested were in good operating condition throughout the entire test program. Measurement Uncertainties are published for informational purposes only and were not taken into account unless noted otherwise.

This document may not be altered or revised in any way unless done so by UL Verification Services Inc. and all revisions are duly noted in the revisions section. Any alteration of this document not carried out by UL Verification Services Inc. will constitute fraud and shall nullify the document. This report must not be used by the client to claim product certification, approval, or endorsement by A2LA, NIST, any agency of the Federal Government, or any agency of the U.S. government.

UL VERIFICATION SERVICES INC.
47173 Benicia Street, Fremont, CA 94538; USA TEL:(510) 319-4000 FAX:(510) 661-0888
This report shall not be reproduced except in full, without the written approval of UL Verification Services Inc.

Approved & Released For
UL Verification Services Inc. By:

Chin Pang
Senior Lab Engineer
Consumer Technology Division
UL Verification Services Inc.

Prepared By:

Tony Li
Senior Test Engineer
Consumer Technology Division
UL Verification Services Inc.

UL VERIFICATION SERVICES INC.
47173 Benicia Street, Fremont, CA 94538; USA TEL:(510) 319-4000 FAX:(510) 661-0888
This report shall not be reproduced except in full, without the written approval of UL Verification Services Inc.

2. TEST SUMMARY

FCC Clause	ISED Clause	Requirement	Result	Comment
See Comment		Duty Cycle	Reporting purposes only	ANSI C63.10 Section 11.6.
-	RSS-GEN 6.7	99% OBW	Reporting purposes only	ANSI C63.10 Section 6.9.3.
15.247 (a) (2)	RSS-247 5.2 (a)	6dB BW	Complies	None.
15.247 (b) (3)	RSS-247 5.4 (d)	Output Power	Complies	None.
See Comment		Average power	Reporting purposes only	Per ANSI C63.10, Section 11.9.2.3.2.
15.247 (e)	RSS-247 5.2 (b)	PSD	Complies	None.
15.247 (d)	RSS-247 5.5	Conducted Spurious Emissions	Complies	None.
15.209, 15.205	RSS-GEN 8.9, 8.10	Radiated Emissions	Complies	None.
15.207	RSS-Gen 8.8	AC Mains Conducted Emissions	Complies	None.

3. TEST METHODOLOGY

The tests documented in this report were performed in accordance with;
- FCC CFR 47 Part 2,
- FCC CFR 47 Part 15,
- ANSI C63.10-2013,
- KDB 558074 D01 15.247 Meas Guidance v05r02,
- KDB 662911 D01 Multiple Transmitter Output v02r01
- RSS-GEN Issue 5 + A1:2019 + A2:2021
- RSS-247 Issue 2.

UL VERIFICATION SERVICES INC.
47173 Benicia Street, Fremont, CA 94538; USA TEL:(510) 319-4000 FAX:(510) 661-0888
This report shall not be reproduced except in full, without the written approval of UL Verification Services Inc.

4. FACILITIES AND ACCREDITATION

UL Verification Services Inc. is accredited by A2LA, certification #0751.05, for all testing performed within the scope of this report. Testing was performed at the locations noted below.

	Address	ISED CABID	ISED Company Number	FCC Registration
☐	Building 1: 47173 Benicia Street, Fremont, CA 94538, USA	US0104	2324A	550739
☐	Building 2: 47266 Benicia Street, Fremont, CA 94538, USA			
☐	Building 3: 843 Auburn Court, Fremont, CA 94538 USA			
☒	Building 4: 47658 Kato Rd, Fremont, CA 94538 USA			
☐	Building 5: 47670 Kato Rd, Fremont, CA 94538 USA			

5. DECISION RULES AND MEASUREMENT UNCERTAINTY

5.1. METROLOGICAL TRACEABILITY

All test and measuring equipment utilized to perform the tests documented in this report are calibrated on a regular basis, with a maximum time between calibrations of one year or the manufacturers' recommendation, whichever is less, and where applicable is traceable to recognized national standards.

5.2. DECISION RULES

The Decision Rule is based on Simple Acceptance in accordance with ISO Guide 98-4:2012 Clause 8.2. (Measurement uncertainty is not taken into account when stating conformity with a specified requirement.)

UL VERIFICATION SERVICES INC.
47173 Benicia Street, Fremont, CA 94538; USA TEL:(510) 319-4000 FAX:(510) 661-0888

This report shall not be reproduced except in full, without the written approval of UL Verification Services Inc.

5.3. MEASUREMENT UNCERTAINTY

Where relevant, the following measurement uncertainty levels have been estimated for tests performed on the apparatus:

PARAMETER	U_{LAB}
Conducted Antenna Port Emission Measurement	1.94
Power Spectral Density	2.466
Time Domain Measurements Using SA	3.39
RF Power Measurement Direct Method Using Power Meter	0.450 (Peak), 1.3 (Ave)
Radio Frequency (Spectrum Analyzer)	141.16 Hz
Occupied Bandwidth	1.22%
Worst Case Conducted Disturbance, 0.15 to 30 MHz	3.40 dB
Worst Case Radiated Disturbance, 9KHz to 30 MHz	2.87 dB
Worst Case Radiated Disturbance, 30 to 1000 MHz	6.01 dB
Worst Case Radiated Disturbance, 1000 to 18000 MHz	4.73 dB
Worst Case Radiated Disturbance, 18000 to 26000 MHz	4.51 dB

Uncertainty figures are valid to a confidence level of 95%.

UL VERIFICATION SERVICES INC.
47173 Benicia Street, Fremont, CA 94538; USA TEL:(510) 319-4000 FAX:(510) 661-0888
This report shall not be reproduced except in full, without the written approval of UL Verification Services Inc.

6. EQUIPMENT UNDER TEST

6.1. EUT DESCRIPTION

The Apple iPhone is a smartphone with cellular GSM, GPRS, EGPRS, UMTS, LTE, 5G, IEEE 802.11a/b/g/n/ac/ax, Bluetooth, Ultra-Wideband, GPS, NFC, 802.15.4ab-NB and MSS technologies. The rechargeable battery is not user accessible.

Testing was performed on the parent model and is used to support the application for the parent and variants identified in this report based on the test plan submitted and approved via KDB inquiry by the FCC and by ISED-Canada.

The Model and FCC/IC ID covered by this report includes:

Parent Model: A2846
FCC ID: BCG-E8427A
IC ID: 579C-E8427A

Variant Model: A3089
FCC ID: BCG-E8428A
IC ID: 579C-E8428A

Variant Model: A3090
FCC ID: BCG-E8429A
IC ID: 579C-E8429A

Variant Modes: A3092
FCC ID: BCG-E8430A
IC ID: 579C-E8430A

UL VERIFICATION SERVICES INC.
47173 Benicia Street, Fremont, CA 94538; USA TEL:(510) 319-4000 FAX:(510) 661-0888
This report shall not be reproduced except in full, without the written approval of UL Verification Services Inc.

6.2. MAXIMUM OUTPUT POWER

The transmitter has a maximum peak conducted output power as follows:

Antenna	Configuration	Frequency Range (MHz)	Mode	Output Power (dBm)	Output Power (mW)
ANT 4	High Power	2404 - 2476	HDR4	14.88	30.76
	Low Power			8.96	7.87
	High Power		HDR8	16.25	42.17
	Low Power			10.23	10.54
ANT 3	High Power	2404 - 2476	HDR4	14.95	31.26
	Low Power			8.84	7.66
	High Power		HDR8	16.16	41.30
	Low Power			10.19	10.45
BF, ANT 4+ ANT3	High Power	2404 - 2476	HDR4	17.90	61.66
	Low Power			11.91	15.52
	High Power		HDR8	19.26	84.33
	Low Power			13.22	20.99

6.3. DESCRIPTION OF AVAILABLE ANTENNAS

The antenna(s) gain and type, as provided by the manufacturer' are as follows:
Cable loss is 1.96dB.

Frequency Range (GHz)	ANT 4 (dBi)	ANT 3 (dBi)
2.4	-1	-1.9

6.4. SOFTWARE AND FIRMWARE

The EUT firmware version installed during testing was 21.1.547.9123.

UL VERIFICATION SERVICES INC.
47173 Benicia Street, Fremont, CA 94538; USA TEL:(510) 319-4000 FAX:(510) 661-0888
This report shall not be reproduced except in full, without the written approval of UL Verification Services Inc.

6.5. WORST-CASE CONFIGURATION AND MODE

The EUT was investigated in three orthogonal orientations X, Y and Z on ANT 4, ANT 3 and 2TX beamforming. It was determined that X (Flatbed) orientation was the worst-case orientation for ANT 3 and ANT 4. And Y (Landscape) was the worst case for beamforming 2TX.

Radiated band edge, harmonic and spurious emissions from 1GHz to 18GHz were performed with the EUT set to transmit at highest power on Low/Middle/High channels.

Radiated emissions below 1GHz, 18-26GHz and power line conducted emissions were performed with the EUT transmits at the channel with the highest output power as worst-case scenario. There were no emissions found below 30MHz within 20dB of the limit.

For below 1GHz tests were performed with EUT connected to AC power adapter as the worst case; and for above 1GHz, the worst-case configuration reported was tested with EUT only. For AC line conducted emission, test was investigated with AC power adapter and with laptop.

High power HDR4 and HDR8 TXBF harmonic spurious 1-18GHz were investigated to determine the worst case and results showed HDR4 was the worst case. Therefore, High Power Beamforming HDR4 mode was set to maximum power based on SISO to cover both SISO and MIMO modes to complies with radiated spurious emissions limits in the restricted bands between 1GHz and 18GHz low/mid/high channel (except the band edge).

99% and 6dB bandwidth measurements were performed only for high power mode to cover low power mode since 99% and 6dB bandwidth results are not different on low power mode.
PSD measurements were done only for high power mode to cover low power mode as worst-case scenario.

Note: In the Radiated Plots and emissions data, ANT0=ANT4 and ANT1=ANT 3.

UL VERIFICATION SERVICES INC.
47173 Benicia Street, Fremont, CA 94538; USA TEL:(510) 319-4000 FAX:(510) 661-0888
This report shall not be reproduced except in full, without the written approval of UL Verification Services Inc.

6.6. DESCRIPTION OF TEST SETUP

SUPPORT TEST EQUIPMENT				
Description	**Manufacturer**	**Model**	**Serial Number**	**FCC ID/ DoC**
Laptop	Apple	Macbook Pro	C02VD7SAHV22	BCGA1708
Laptop AC/DC adapter	Liteon Technology	A1424	NSW25679	DoC
EUT AC/DC adapter	Apple	A1720	C3D8417A7R93KVPA8	DoC
Conducted Switch Box	UL	n/a	208281	N/A
10dB Fixed Attenuator, 2 Watts Up to 26.5 GHz	Pasternack Enterprises	PE7024-10	236358	N/A

I/O CABLES (RF CONDUCTED TEST)						
Cable No.	**Port**	**# of Identical Ports**	**Connector Type**	**Cable Type**	**Cable Length (m)**	**Remarks**
1	SMA	1	SMA	Shielded	0.75	To spectrum Analyzer
2	Antenna	2	SMA	Un-shielded	0.2	To Conducted Switch Box
3	USB-C	1	USB-C	Shielded	1.0	N/A
4	AC	1	AC	Un-shielded	2	N/A

I/O CABLES (RF RADIATED AND AC LINE CONDUCTED TEST)						
Cable No.	**Port**	**# of Identical Ports**	**Connector Type**	**Cable Type**	**Cable Length (m)**	**Remarks**
1	AC	1	AC	Un-shielded	2	N/A
2	USB	1	USB	Shielded	1	N/A

TEST SETUP

The EUT setup is shown as below. Test software exercised the radio card.

UL VERIFICATION SERVICES INC.
47173 Benicia Street, Fremont, CA 94538; USA TEL:(510) 319-4000 FAX:(510) 661-0888
This report shall not be reproduced except in full, without the written approval of UL Verification Services Inc.

SETUP DIAGRAM FOR RF CONDUCTED TESTS

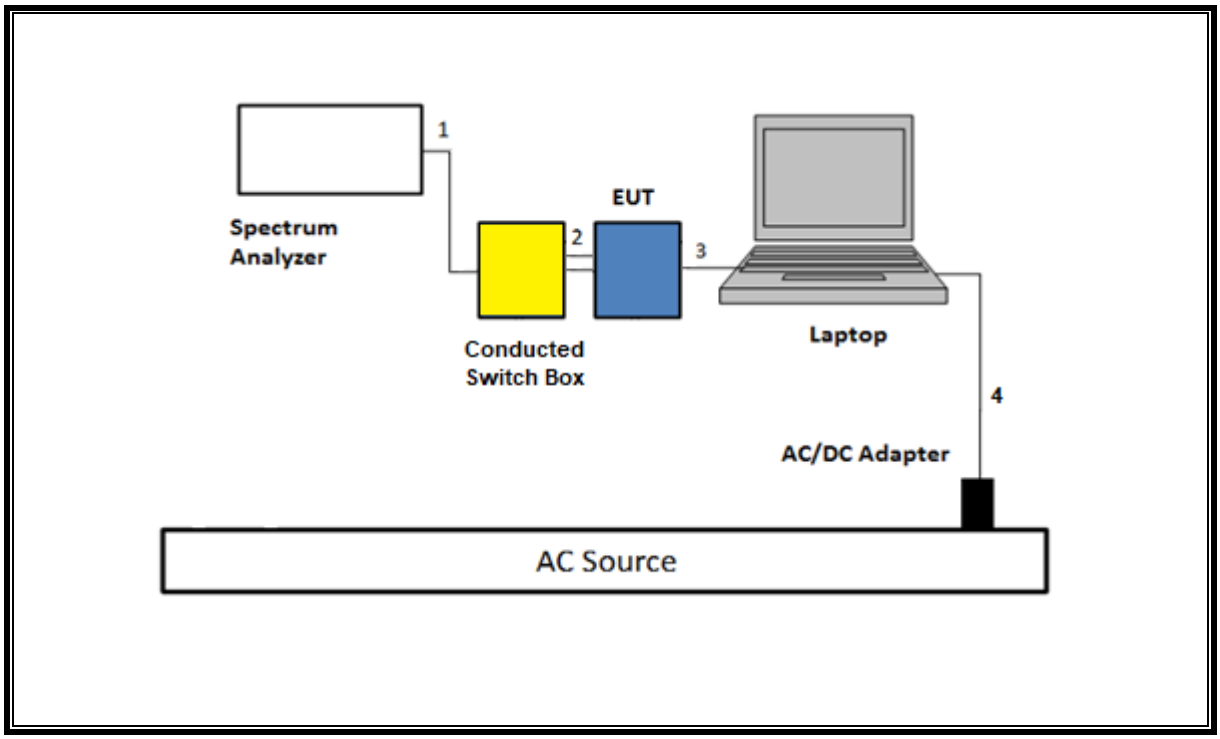

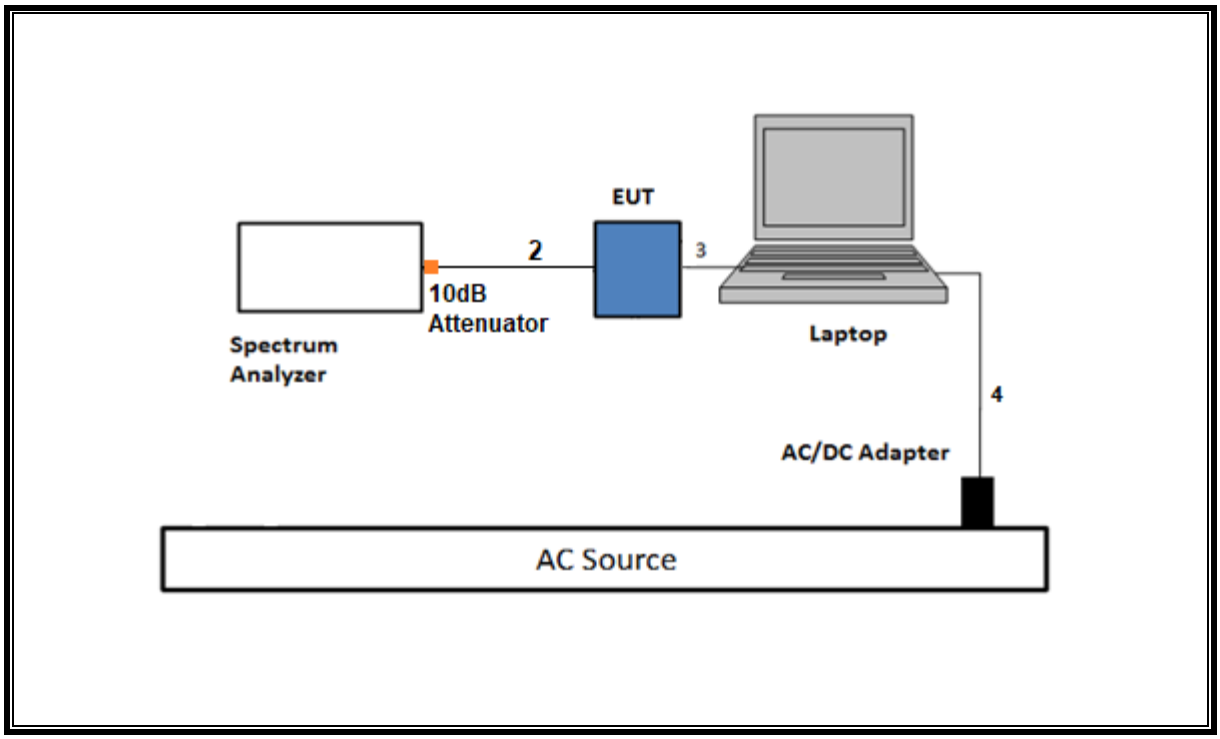

UL VERIFICATION SERVICES INC.
47173 Benicia Street, Fremont, CA 94538; USA TEL:(510) 319-4000 FAX:(510) 661-0888
This report shall not be reproduced except in full, without the written approval of UL Verification Services Inc.

SETUP DIAGRAM FOR RADIATED TESTS Above 1 GHz

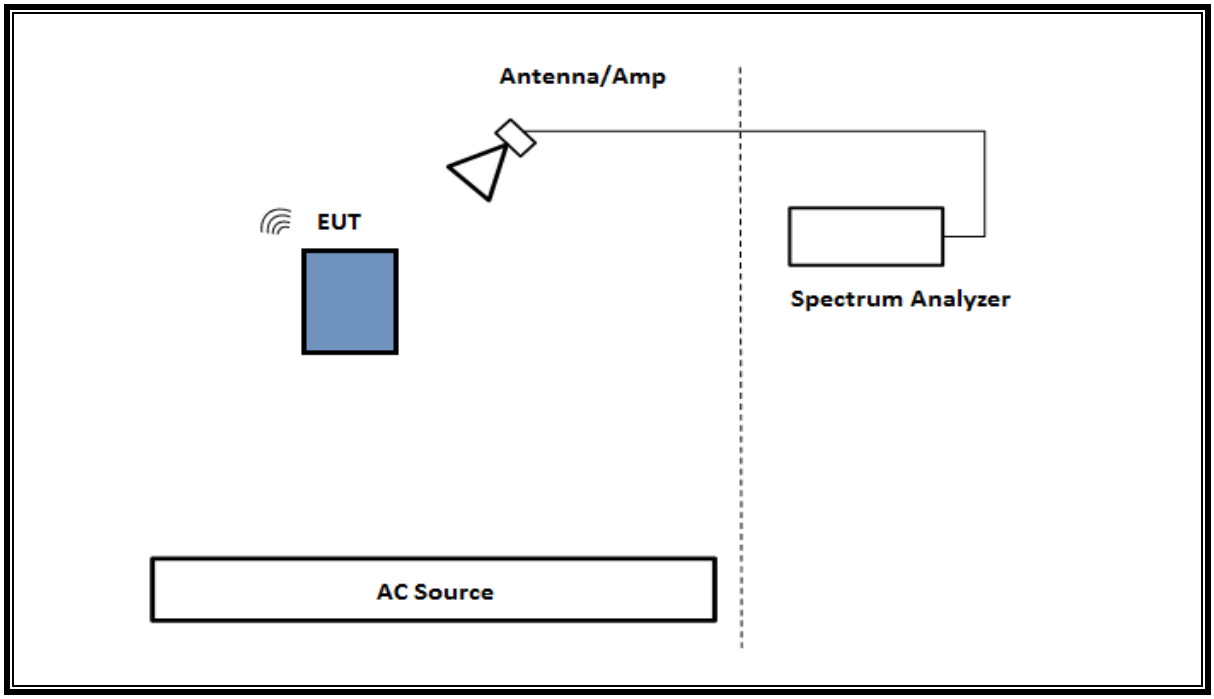

UL VERIFICATION SERVICES INC.
47173 Benicia Street, Fremont, CA 94538; USA TEL:(510) 319-4000 FAX:(510) 661-0888
This report shall not be reproduced except in full, without the written approval of UL Verification Services Inc.

SETUP DIAGRAM FOR Below 1GHz and AC LINE CONDUCTED TEST

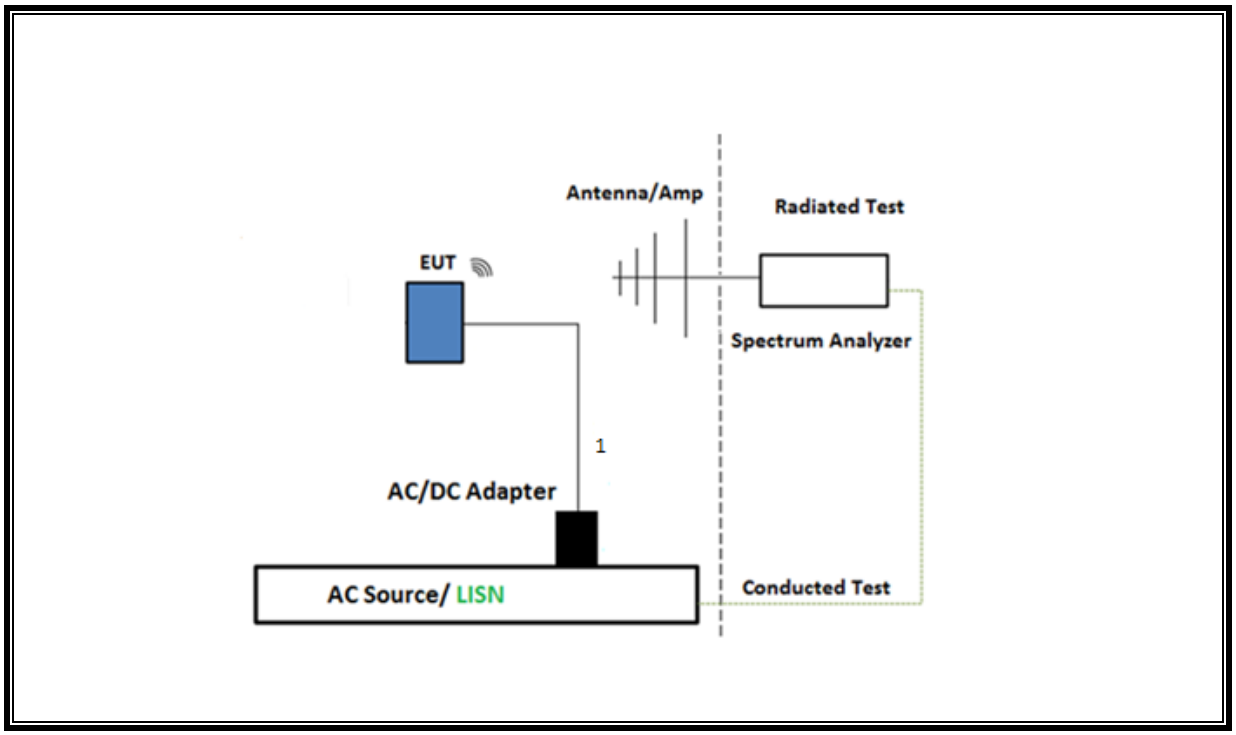

TEST SETUP- AC LINE CONDUCTED: LAPTOP CONFIGURATION

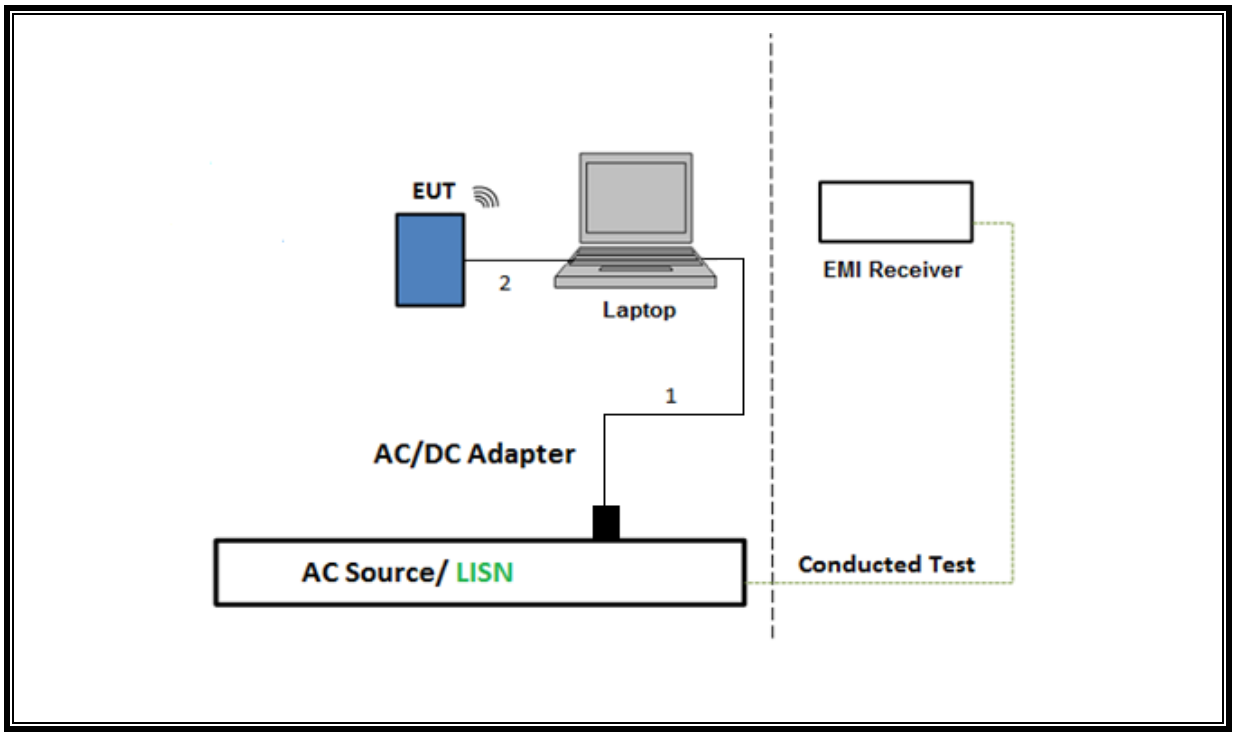

UL VERIFICATION SERVICES INC.
47173 Benicia Street, Fremont, CA 94538; USA TEL:(510) 319-4000 FAX:(510) 661-0888
This report shall not be reproduced except in full, without the written approval of UL Verification Services Inc.

7. MEASUREMENT METHOD

On Time and Duty Cycle: KDB 558074 D01 v05r02, Section 6.

6 dB BW: ANSI C63.10 Subclause -11.8.1, RBW ≥ DTS BW

Occupied BW (99%): ANSI C63.10-2013 Section 6.9.3

Output Power: ANSI C63.10 Subclause -11.9.1.3, Method PKPM1 Peak-reading power meter

Output Power: ANSI C63.10 Subclause -11.9.2.3.2, Measurement using gated average power meter.

PSD: ANSI C63.10 Subclause -11.10.2, Method PKPSD (peak PSD)

Radiated emissions restricted frequency bands: ANSI C63.10 Subclause -11.12.1 & Clause 13

Conducted emissions in restricted frequency bands: ANSI C63.10 Subclause -11.12.2

Band-edge: ANSI C63.10 Subclause -11.13.3.2 & Clause 13, Integration method -Peak detection

Band-edge: ANSI C63.10 Subclause -11.13.3.3 & Clause 13, Integration method -Trace averaging with continuous transmission at full power

Radiated Band-edge: ANSI C63.10-2013 Section 6.10.5 & 13

AC Power Line Conducted Emissions: ANSI C63.10-2013, Section 6.2.

Radiated emissions non-restricted frequency bands: ANSI C63.10 Subclause – 11.11 & Clause 13

Radiated Spurious Emissions Below 30MHz: ANSI C63.10-2013 Section 6.4 & 13

NOTE: All conducted antenna port tests for Beamforming applied the same test procedures as HDR normal modes.

UL VERIFICATION SERVICES INC.
47173 Benicia Street, Fremont, CA 94538; USA TEL:(510) 319-4000 FAX:(510) 661-0888
This report shall not be reproduced except in full, without the written approval of UL Verification Services Inc.

8. TEST AND MEASUREMENT EQUIPMENT

The following test and measurement equipment was utilized for the tests documented in this report:

TEST EQUIPMENT LIST					
Description	**Manufacturer**	**Model**	**ID Num**	**Cal Due**	**Last Cal**
Spectrum Analyzer, PSA, 3Hz to 26.5GHz	Keysight Technologies Inc	E4440A	81311	02/29/2024	02/23/2023
Spectrum Analyzer, PXA, 3Hz to 44GHz	Keysight Technologies Inc	N9030A	125179	02/29/2024	02/29/2023
Spectrum Analyzer, PXA, 3Hz to 44GHz	Keysight Technologies Inc	E4446A	80396	01/31/2024	01/31/2023
Spectrum Analyzer, PXA, 3Hz to 44GHz	Keysight Technologies Inc	N9030A	87738	01/31/2024	01/31/2023
*Conducted Switch Box	N/A	CSB	221008	06/21/2023	06/21/2022
Conducted Switch Box	N/A	CSB	208281	04/30/2024	04/30/2023
10dB Fixed Attenuator, 2 Watts Up to 26.5 GHz	Pasternack Enterprises	PE7024-10	236358	Verified/Characterized before use	
10dB Fixed Attenuator, 2 Watts Up to 26.5 GHz	Pasternack Enterprises	PE7024-10	236355	Verified/Characterized before use	
Power Meter, P-series single channel	Keysight Technologies Inc	N1911A	90756	01/31/2024	01/312023
Power Sensor, P - series, 50MHz to 18GHz, Wideband	Keysight Technologies Inc	N1921A	90389	01/31/2024	01/31/2023
Antenna, Horn 1-18GHz	ETS Lindgren	3117	222740	08/31/2023	08/31/2022
Filter Box, 1-18GHz 12 Port	UL-FR1	Frankenstein	217255	08/23/2023	08/23/2022
EMI Test Receiver	Rohde & Schwarz	ESW44	201500	02/29/2024	02/29/2023
Antenna, Horn 1-18GHz	ETS Lindgren	3117	226673	01/09/2024	01/09/2023
RF Filter Box, 1-18GHz, 12 Port	UL-FR1	Frankenstein	216812	09/17/2023	09/17/2022
Antenna, Horn 1-18GHz	ETS Lindgren	3117	84797	09/20/2023	09/20/2022
RF Filter Box 1-18GHz	UL-FR	NA	206359	08/13/2023	08/13/2022
Antenna, Broadband Hybrid, 30MHz to 3GHz	Sunol Sciences Corp	JB3	80714	10/06/2023	10/06/2022
Amplifier, 9KHz to 1GHz, 32dB	SONOMA INSTRUMENT	310	204041	08/24/2023	08/24/2022
*EMI Receiver	Rohde & Schwarz	ESW44	169935	02/19/2023	02/19/2022
*Antenna Horn, 18 to 26.5GHz	ARA	MWH-1826/B	172353	06/01/2023	06/01/2022
RF Amplifier Assembly, 18-26.5GHz, 60dB Gain	AMPLICAL	AMP18G26.5-60	171583	02/29/2024	02/29/2023
EMI Receiver	Rohde & Schwarz	ESW44	235670	04/30/2024	04/30/2023
EMI Test Receiver	Rohde & Schwarz	ESW44	169927	02/29/2024	02/29/2023

UL VERIFICATION SERVICES INC.
47173 Benicia Street, Fremont, CA 94538; USA TEL:(510) 319-4000 FAX:(510) 661-0888
This report shall not be reproduced except in full, without the written approval of UL Verification Services Inc.

AC Line Conducted					
Description	**Manufacturer**	**Model**	**ID Num**	**Cal Due**	**Last Cal**
EMI Test Receiver 9kHz-7GHz	Rohde & Schwarz	ESR	93091	02/29/2024	02/29/2023
LISN for Conducted Emissions CISPR-16	FISCHER CUSTOM COMMUNICATIONS	FCC-LISN-50/250-25-2-01-480V	175765	01/31/2024	01/31/2023
Transient Limiter	TE	TBFL1	207996	07/15/2023	07/15/2022
UL AUTOMATION SOFTWARE					
Radiated Software	UL	UL EMC	Ver 9.5, May 1 , 2023		
Conducted Software	UL	UL EMC	2020.8.16		
AC Line Conducted Software	UL	UL EMC	Ver 9.5, Mar 3, 2023		

*Testing is completed before equipment expiration date.

UL VERIFICATION SERVICES INC.
47173 Benicia Street, Fremont, CA 94538; USA TEL:(510) 319-4000 FAX:(510) 661-0888
This report shall not be reproduced except in full, without the written approval of UL Verification Services Inc.

9. ANTENNA PORT TEST RESULTS

9.1. ON TIME AND DUTY CYCLE

LIMITS

None; for reporting purposes only.

PROCEDURE

KDB 558074 Zero-Span Spectrum Analyzer Method.

ON TIME AND DUTY CYCLE RESULTS

Mode	ON Time B (msec)	Period (msec)	Duty Cycle x (linear)	Duty Cycle (%)	Duty Cycle Correction Factor (dB)	1/B Minimum VBW (kHz)
2.4GHz Band						
HDR4	4.000	4.000	1.000	100.00%	0.00	0.010
HDR8	4.000	4.000	1.000	100.00%	0.00	0.010

Note: Duty cycles for TxBF modes are the same as that of the normal HDR4/ HDR8 modes.

DUTY CYCLE PLOTS

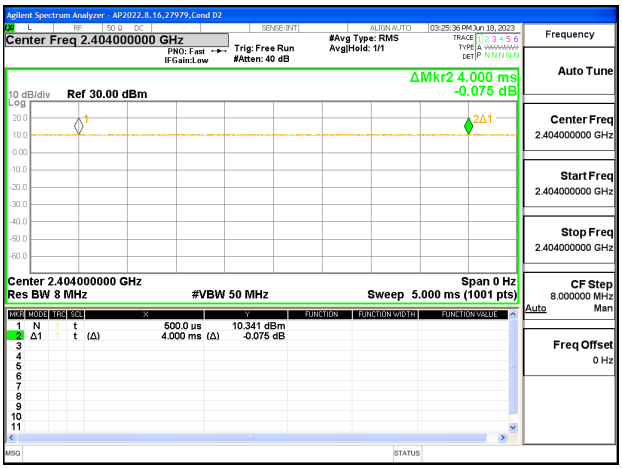

DUTY CYCLE HDR4

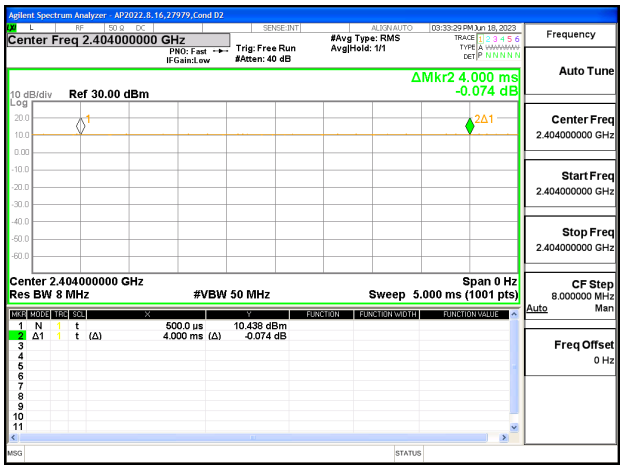

DUTY CYCLE HDR8

UL VERIFICATION SERVICES INC.
47173 Benicia Street, Fremont, CA 94538; USA TEL:(510) 319-4000 FAX:(510) 661-0888
This report shall not be reproduced except in full, without the written approval of UL Verification Services Inc.

9.2. 99% BANDWIDTH

LIMITS

None; for reporting purposes only.

RESULTS

Only High-Power modes result is reported, it covers all Low Power modes. Only Mid channel plot is reported to show analyzer's settings.

UL VERIFICATION SERVICES INC.
47173 Benicia Street, Fremont, CA 94538; USA TEL:(510) 319-4000 FAX:(510) 661-0888

This report shall not be reproduced except in full, without the written approval of UL Verification Services Inc.

9.2.1. HIGH POWER HDR (HDR4)

ANT 4

Channel	Frequency (MHz)	99% Bandwidth (MHz)
Low	2404	2.3164
Middle	2440	2.3442
High	2476	2.3130

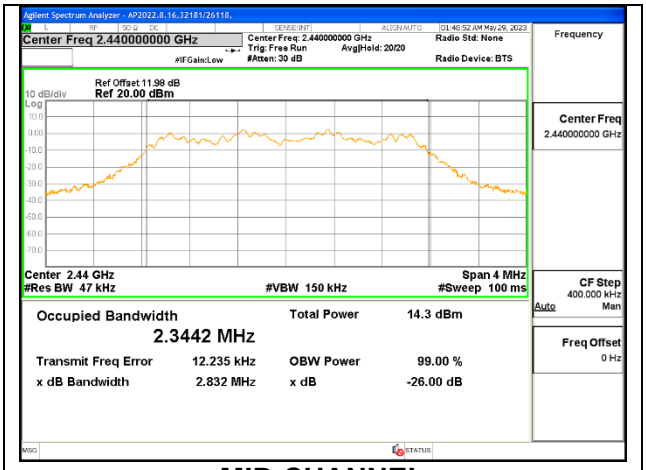

MID CHANNEL

ANT 3

Channel	Frequency (MHz)	99% Bandwidth (MHz)
Low	2404	2.3123
Middle	2440	2.3129
High	2476	2.3130

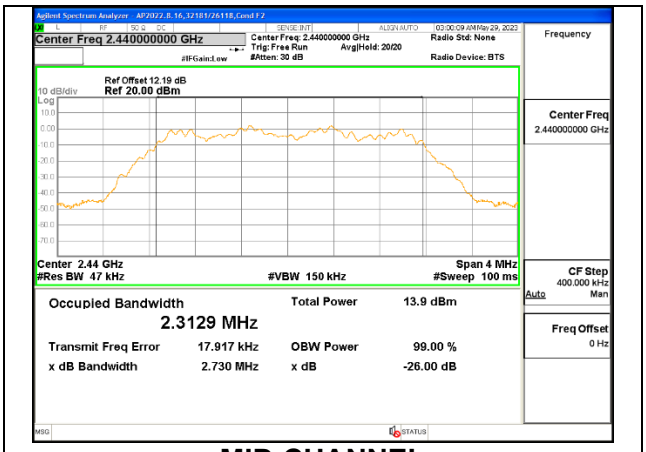

MID CHANNEL

UL VERIFICATION SERVICES INC.
47173 Benicia Street, Fremont, CA 94538; USA TEL:(510) 319-4000 FAX:(510) 661-0888
This report shall not be reproduced except in full, without the written approval of UL Verification Services Inc.

9.2.2. HIGH POWER HDR TXBF (HDR4)

Channel	Frequency (MHz)	99% Bandwidth ANT 4 (MHz)	99% Bandwidth ANT 3 (MHz)
Low	2404	2.3121	2.3159
Middle	2440	2.3131	2.3171
High	2476	2.3125	2.3168

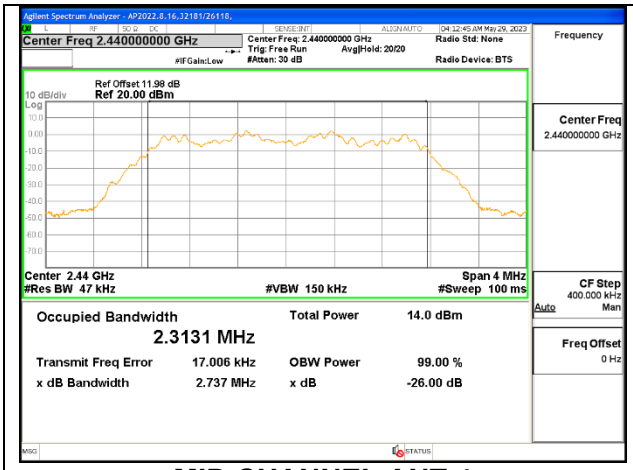

MID CHANNEL ANT 4

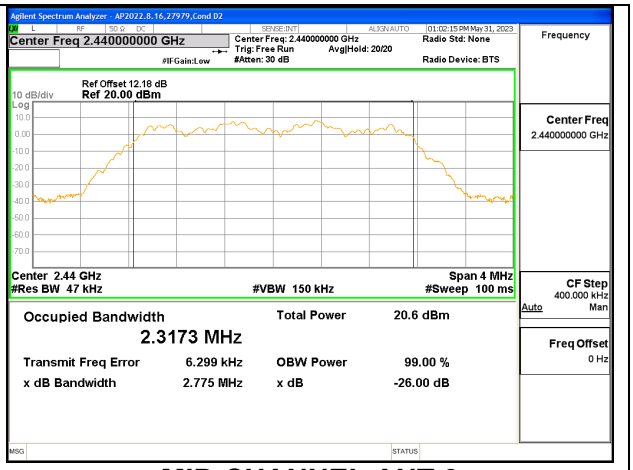

MID CHANNEL ANT 3

UL VERIFICATION SERVICES INC.
47173 Benicia Street, Fremont, CA 94538; USA TEL:(510) 319-4000 FAX:(510) 661-0888
This report shall not be reproduced except in full, without the written approval of UL Verification Services Inc.

9.2.3. HIGH POWER HDR (HDR8)

ANT 4

Channel	Frequency (MHz)	99% Bandwidth (MHz)
Low	2404	4.6932
Middle	2440	4.6889
High	2476	4.6852

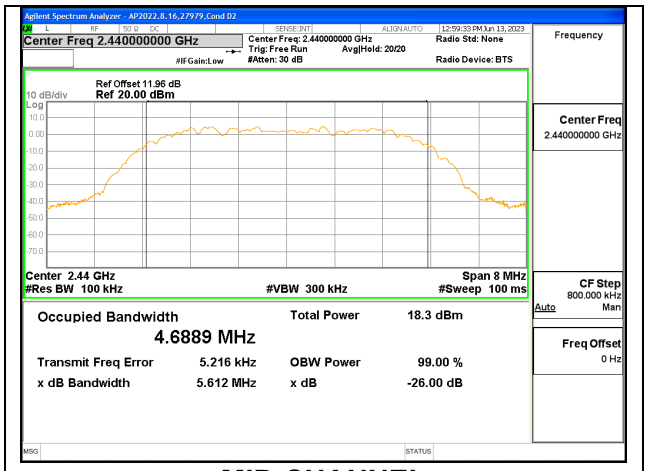

MID CHANNEL

ANT 3

Channel	Frequency (MHz)	99% Bandwidth (MHz)
Low	2404	4.6977
Middle	2440	4.6879
High	2476	4.6845

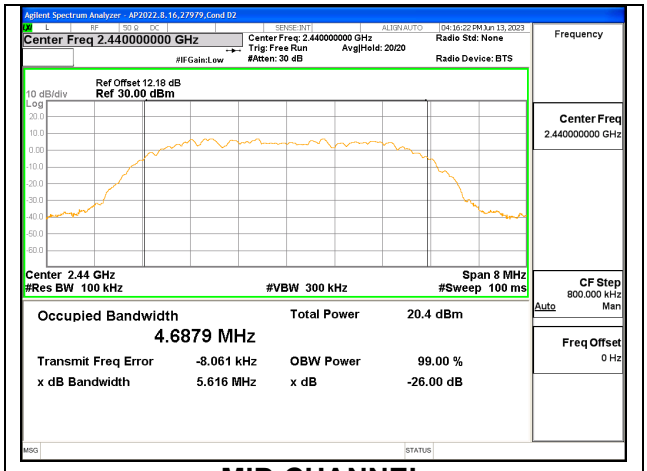

MID CHANNEL

UL VERIFICATION SERVICES INC.
47173 Benicia Street, Fremont, CA 94538; USA TEL:(510) 319-4000 FAX:(510) 661-0888
This report shall not be reproduced except in full, without the written approval of UL Verification Services Inc.

9.2.4. HIGH POWER HDR TXBF (HDR8)

Channel	Frequency (MHz)	99% Bandwidth ANT 4 (MHz)	99% Bandwidth ANT 3 (MHz)
Low	2404	4.6930	4.6662
Middle	2440	4.6885	4.6884
High	2476	4.6589	4.6836

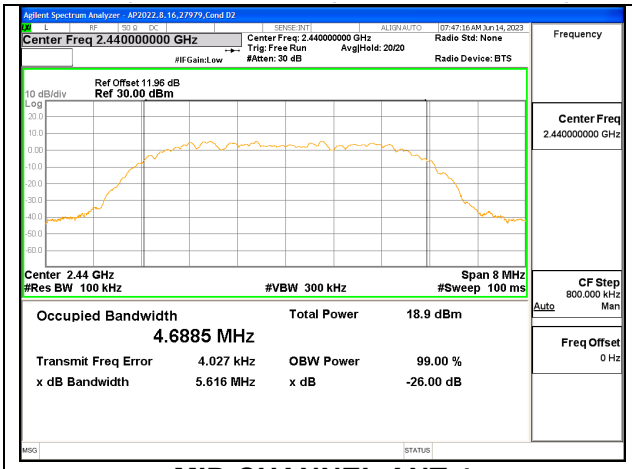

MID CHANNEL ANT 4

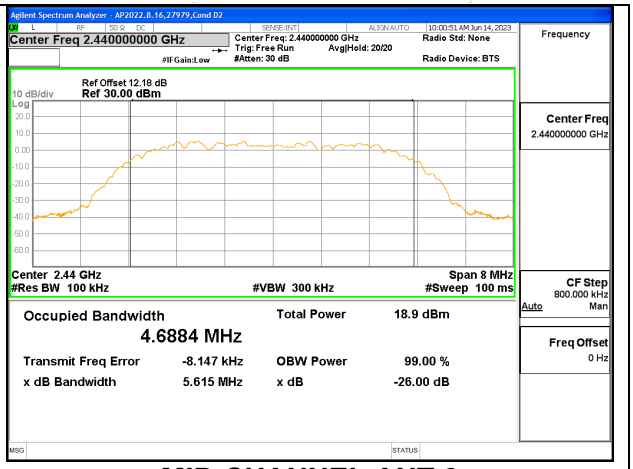

MID CHANNEL ANT 3

UL VERIFICATION SERVICES INC.
47173 Benicia Street, Fremont, CA 94538; USA TEL:(510) 319-4000 FAX:(510) 661-0888
This report shall not be reproduced except in full, without the written approval of UL Verification Services Inc.

9.3. 6 dB BANDWIDTH

LIMITS

FCC §15.407 (e)

RSS-247 5.2 (a)

The minimum 6 dB bandwidth shall be at least 500 kHz.

RESULTS

The 6dB bandwidth was measured for the narrowest bandwidth mode, HDR4, to demonstrate compliance with the minimum required bandwidth of 500 kHz. Other modes were not tested as their bandwidth is greater than the HDR4 mode, as demonstrated by the 99% bandwidth measurements performed on all modes.

Only Mid channel plot is reported to show setting parameter complies with testing method/procedure.

Only High-Power modes result is reported, it covers all Low Power modes.

UL VERIFICATION SERVICES INC.
47173 Benicia Street, Fremont, CA 94538; USA TEL:(510) 319-4000 FAX:(510) 661-0888
This report shall not be reproduced except in full, without the written approval of UL Verification Services Inc.

9.3.1. HIGH POWER HDR (HDR4)

ANT 4

Channel	Frequency (MHz)	6 dB Bandwidth (MHz)	Minimum Limit (MHz)
Low	2404	2.140	0.5
Middle	2440	2.148	0.5
High	2476	2.108	0.5

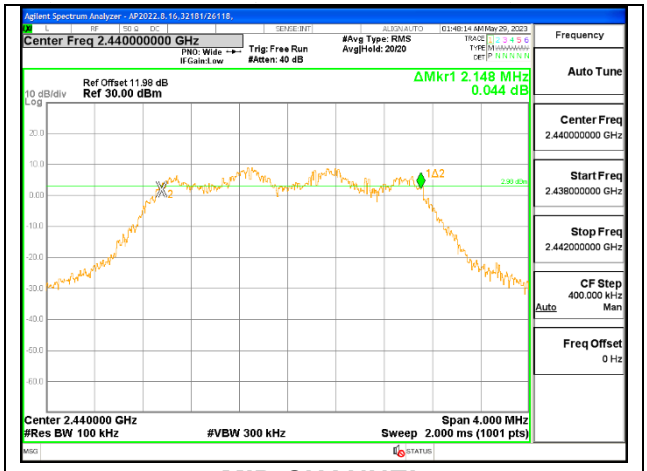

MID CHANNEL

ANT 3

Channel	Frequency (MHz)	6 dB Bandwidth (MHz)	Minimum Limit (MHz)
Low	2404	2.100	0.5
Middle	2440	2.108	0.5
High	2476	2.116	0.5

MID CHANNEL

UL VERIFICATION SERVICES INC.
47173 Benicia Street, Fremont, CA 94538; USA TEL:(510) 319-4000 FAX:(510) 661-0888
This report shall not be reproduced except in full, without the written approval of UL Verification Services Inc.

9.3.2. HIGH POWER HDR4 TXBF

Channel	Frequency (MHz)	6 dB Bandwidth ANT 4 (MHz)	6 dB Bandwidth ANT 3 (MHz)	Minimum Limit (MHz)
Low	2404	2.108	2.136	0.5
Mid	2440	2.076	2.100	0.5
High	2476	2.120	2.100	0.5

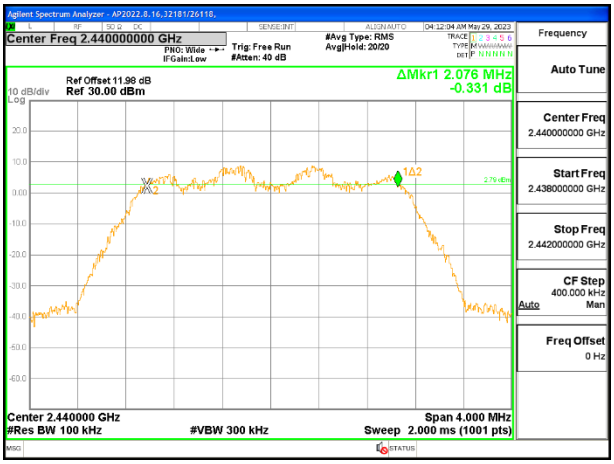

MID CHANNEL ANT 4

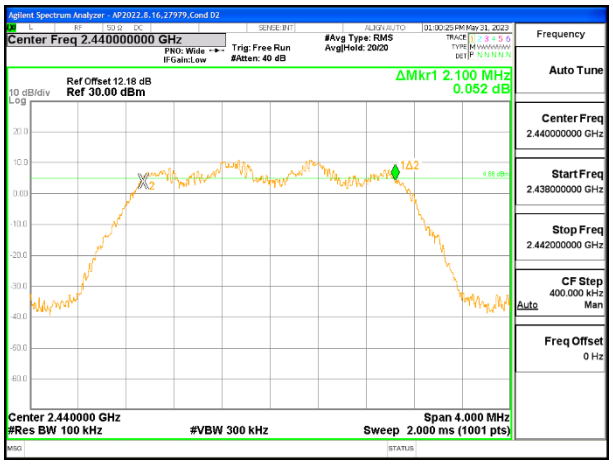

MID CHANNEL ANT 3

UL VERIFICATION SERVICES INC.
47173 Benicia Street, Fremont, CA 94538; USA TEL:(510) 319-4000 FAX:(510) 661-0888
This report shall not be reproduced except in full, without the written approval of UL Verification Services Inc.

9.4. OUTPUT POWER

LIMITS

FCC §15.247 (b) (3)

RSS-247 5.4 (d)

The maximum antenna gain is less than or equal to 6 dBi, therefore the limit is 30 dBm.

TEST PROCEDURE

Measurements perform using a wideband RF power meter.

The power output was measured on the EUT antenna port using SMA cable with 10dB attenuator connected to a power meter via wideband peak power sensor. Peak output power was read directly from the power meter.

DIRECTIONAL ANTENNA GAIN

For 1 TX:
There is only one transmitter output therefore the directional gain is equal to the antenna gain.

For 2 TX:
Tx chains are correlated for power and PSD due to the device supporting Beamforming mode documented in section 8.10. The directional gains are as follows:

Band (GHz)	ANT 4 Antenna Gain (dBi)	ANT 3 Antenna Gain (dBi)	Uncorrelated Chains Directional Gain (dBi)	Correlated Chains Directional Gain (dBi)
2.4	-1.00	-1.90	-1.43	1.57

Directional Gain Calculation:

ANSI C63.10-2013 section 14.4.3

Uncorrelated directional gain=10*LOG((10^(Ant1/10)+10^(Ant2/10))/2)
Correlated directional Gain=10*LOG(((10^(Ant1/20)+10^(Ant2/20))^2)/2)

Sample Calculation:

Ant4 =-1, Ant3 =-1.9

Uncorrelated Antenna gain = 10log[(10^(-1/10)+10^(-1.9/10))/2] = -1.43 dBi

Correlated Antenna gain = 10log[(10^(-1/20)+10^(-1.9/20))^2)/2] = 1.57 dBi

RESULTS

UL VERIFICATION SERVICES INC.
47173 Benicia Street, Fremont, CA 94538; USA TEL:(510) 319-4000 FAX:(510) 661-0888
This report shall not be reproduced except in full, without the written approval of UL Verification Services Inc.

9.4.1. HIGH POWER HDR (HDR4)

ANT 4

Tested By:	44366
Date:	6/16/2023

Channel	Frequency (MHz)	Peak Power Reading (dBm)	Limit (dBm)	Margin (dB)
Low	2404	14.87	30	-15.13
Middle	2440	14.88	30	-15.12
High	2476	14.86	30	-15.14

ANT 3

Tested By:	44366
Date:	6/16/2023

Channel	Frequency (MHz)	Peak Power Reading (dBm)	Limit (dBm)	Margin (dB)
Low	2404	14.89	30	-15.11
Middle	2440	14.82	30	-15.18
High	2476	14.95	30	-15.05

9.4.2. HIGH POWER HDR TXBF (HDR4)

Tested By:	44366
Date:	6/16/2023

Channel	Frequency (MHz)	Peak Power Reading ANT 4 (dBm)	Peak Power Reading ANT 3 (dBm)	Total Corr'd Power (dBm)	Limit (dBm)	Margin (dB)
Low	2404	14.83	14.62	17.74	30.00	-12.26
Middle	2440	14.87	14.90	17.90	30.00	-12.10
High	2476	14.86	14.67	17.78	30.00	-12.22

UL VERIFICATION SERVICES INC.
47173 Benicia Street, Fremont, CA 94538; USA TEL:(510) 319-4000 FAX:(510) 661-0888
This report shall not be reproduced except in full, without the written approval of UL Verification Services Inc.

9.4.3. HIGH POWER HDR (HDR8)

ANT 4

Tested By:	44366
Date:	6/16/2023

Channel	Frequency (MHz)	Peak Power Reading (dBm)	Limit (dBm)	Margin (dB)
Low	2404	16.19	30	-13.81
Middle	2440	16.25	30	-13.75
High	2476	16.05	30	-13.95

ANT 3

Tested By:	44366
Date:	6/16/2023

Channel	Frequency (MHz)	Peak Power Reading (dBm)	Limit (dBm)	Margin (dB)
Low	2404	16.16	30	-13.84
Middle	2440	16.04	30	-13.96
High	2476	16.03	30	-13.97

9.4.4. HIGH POWER HDR TXBF (HDR8)

Tested By:	44366
Date:	6/16/2023

Channel	Frequency (MHz)	Peak Power Reading ANT 4 (dBm)	Peak Power Reading ANT 3 (dBm)	Total Corr'd Power (dBm)	Limit (dBm)	Margin (dB)
Low	2404	16.25	16.05	19.16	30.00	-10.84
Middle	2440	16.25	16.25	19.26	30.00	-10.74
High	2476	16.25	16.16	19.22	30.00	-10.78

UL VERIFICATION SERVICES INC.
47173 Benicia Street, Fremont, CA 94538; USA TEL:(510) 319-4000 FAX:(510) 661-0888
This report shall not be reproduced except in full, without the written approval of UL Verification Services Inc.

9.4.5. LOW POWER HDR (HDR4)

ANT 4

Tested By:	44366
Date:	6/16/2023

Channel	Frequency (MHz)	Peak Power Reading (dBm)	Limit (dBm)	Margin (dB)
Low	2404	8.96	30	-21.04
Middle	2440	8.73	30	-21.27
High	2476	8.75	30	-21.25

ANT 3

Tested By:	44366
Date:	6/16/2023

Channel	Frequency (MHz)	Peak Power Reading (dBm)	Limit (dBm)	Margin (dB)
Low	2404	8.82	30	-21.18
Middle	2440	8.84	30	-21.16
High	2476	8.56	30	-21.44

9.4.6. LOW POWER HDR TXBF (HDR4)

Tested By:	44366
Date:	6/16/2023

Channel	Frequency (MHz)	Peak Power Reading ANT 4 (dBm)	Peak Power Reading ANT 3 (dBm)	Total Corr'd Power (dBm)	Limit (dBm)	Margin (dB)
Low	2404	8.92	8.87	11.91	30.00	-18.09
Middle	2440	8.83	8.89	11.87	30.00	-18.13
High	2476	8.83	8.79	11.82	30.00	-18.18

UL VERIFICATION SERVICES INC.
47173 Benicia Street, Fremont, CA 94538; USA TEL:(510) 319-4000 FAX:(510) 661-0888
This report shall not be reproduced except in full, without the written approval of UL Verification Services Inc.

9.4.7. LOW POWER HDR (HDR8)

ANT 4

Tested By:	44366
Date:	6/16/2023

Channel	Frequency (MHz)	Peak Power Reading (dBm)	Limit (dBm)	Margin (dB)
Low	2404	10.23	30	-19.77
Middle	2440	10.14	30	-19.86
High	2476	10.17	30	-19.83

ANT 3

Tested By:	44366
Date:	6/16/2023

Channel	Frequency (MHz)	Peak Power Reading (dBm)	Limit (dBm)	Margin (dB)
Low	2404	10.17	30	-19.83
Middle	2440	10.19	30	-19.81
High	2476	10.17	30	-19.83

9.4.8. LOW POWER HDR TXBF (HDR8)

Tested By:	44366
Date:	6/16/2023

Channel	Frequency (MHz)	Peak Power Reading ANT 4 (dBm)	Peak Power Reading ANT 3 (dBm)	Total Corr'd Power (dBm)	Limit (dBm)	Margin (dB)
Low	2404	10.19	10.23	13.22	30.00	-16.78
Middle	2440	10.13	10.24	13.20	30.00	-16.80
High	2476	10.18	10.21	13.21	30.00	-16.79

UL VERIFICATION SERVICES INC.
47173 Benicia Street, Fremont, CA 94538; USA TEL:(510) 319-4000 FAX:(510) 661-0888
This report shall not be reproduced except in full, without the written approval of UL Verification Services Inc.

9.5. AVERAGE POWER

LIMITS

None; for reporting purposes only.

TEST PROCEDURE

Measurements perform using a wideband RF power meter.

The power output was measured on the EUT antenna port using SMA cable with 10dB attenuator connected to a power meter via wideband average power sensor. Gated average output power was read directly from power meter.

RESULTS

UL VERIFICATION SERVICES INC.
47173 Benicia Street, Fremont, CA 94538; USA TEL:(510) 319-4000 FAX:(510) 661-0888
This report shall not be reproduced except in full, without the written approval of UL Verification Services Inc.

9.5.1. HIGH POWER HDR (HDR4)

ANT 4

Tested By:	44366
Date:	6/16/2023

Channel	Frequency (MHz)	AV power (dBm)
Low	2404	12.42
Middle	2440	12.48
High	2476	12.46

ANT 3

Tested By:	44366
Date:	6/16/2023

Channel	Frequency (MHz)	AV power (dBm)
Low	2404	12.47
Middle	2440	12.37
High	2476	12.45

9.5.2. HIGH POWER HDR TXBF (HDR4)

Tested By:	44366
Date:	6/16/2023

Channel	Frequency (MHz)	Average Power ANT 4 (dBm)	Average Power ANT 3 (dBm)	Total Power (dBm)
Low	2404	12.37	12.13	15.26
Middle	2440	12.42	12.46	15.45
High	2476	12.46	12.20	15.34

UL VERIFICATION SERVICES INC.
47173 Benicia Street, Fremont, CA 94538; USA TEL:(510) 319-4000 FAX:(510) 661-0888
This report shall not be reproduced except in full, without the written approval of UL Verification Services Inc.

9.5.3. HIGH POWER HDR (HDR8)

ANT 4

Tested By:	44366
Date:	6/16/2023

Channel	Frequency (MHz)	AV power (dBm)
Low	2404	13.45
Middle	2440	13.46
High	2476	13.33

ANT 3

Tested By:	44366
Date:	6/16/2023

Channel	Frequency (MHz)	AV power (dBm)
Low	2404	13.37
Middle	2440	13.22
High	2476	13.23

9.5.4. HIGH POWER HDR TXBF (HDR8)

Tested By:	44366
Date:	6/16/2023

Channel	Frequency (MHz)	Average Power ANT 4 (dBm)	Average Power ANT 3 (dBm)	Total Power (dBm)
Low	2404	13.48	13.30	16.40
Middle	2440	13.46	13.46	16.47
High	2476	13.47	13.40	16.45

UL VERIFICATION SERVICES INC.
47173 Benicia Street, Fremont, CA 94538; USA TEL:(510) 319-4000 FAX:(510) 661-0888
This report shall not be reproduced except in full, without the written approval of UL Verification Services Inc.

9.5.5. LOW POWER HDR (HDR4)

ANT 4

Tested By:	44366
Date:	6/16/2023

Channel	Frequency (MHz)	AV power (dBm)
Low	2404	6.47
Middle	2440	6.33
High	2476	6.33

ANT 3

Tested By:	44366
Date:	6/16/2023

Channel	Frequency (MHz)	AV power (dBm)
Low	2404	6.37
Middle	2440	6.38
High	2476	6.14

9.5.6. LOW POWER HDR TXBF (HDR4)

Tested By:	44366
Date:	6/16/2023

Channel	Frequency (MHz)	Average Power ANT 4 (dBm)	Average Power ANT 3 (dBm)	Total Power (dBm)
Low	2404	6.45	6.42	9.45
Middle	2440	6.39	6.42	9.42
High	2476	6.40	6.39	9.41

UL VERIFICATION SERVICES INC.
47173 Benicia Street, Fremont, CA 94538; USA TEL:(510) 319-4000 FAX:(510) 661-0888
This report shall not be reproduced except in full, without the written approval of UL Verification Services Inc.

9.5.7. LOW POWER HDR (HDR8)

ANT 4

Tested By:	44366
Date:	6/16/2023

Channel	Frequency (MHz)	AV power (dBm)
Low	2404	7.44
Middle	2440	7.44
High	2476	7.4

ANT 3

Tested By:	44366
Date:	6/16/2023

Channel	Frequency (MHz)	AV power (dBm)
Low	2404	7.44
Middle	2440	7.41
High	2476	7.44

9.5.8. LOW POWER HDR TXBF (HDR8)

Tested By:	44366
Date:	6/16/2023

Channel	Frequency (MHz)	Average Power ANT 4 (dBm)	Average Power ANT 3 (dBm)	Total Power (dBm)
Low	2404	7.45	7.43	10.45
Middle	2440	7.41	7.45	10.44
High	2476	7.41	7.43	10.43

UL VERIFICATION SERVICES INC.
47173 Benicia Street, Fremont, CA 94538; USA TEL:(510) 319-4000 FAX:(510) 661-0888
This report shall not be reproduced except in full, without the written approval of UL Verification Services Inc.

9.6. POWER SPECTRAL DENSITY

LIMITS

FCC §15.247 (e)

RSS-247 (5.2) (b)

The power spectral density conducted from the transmitter to the antenna shall not be greater than 8 dBm in any 3 kHz band during any time interval of continuous transmission.

RESULTS

Only High-Power modes result is reported, it covers all Low Power modes

UL VERIFICATION SERVICES INC.
47173 Benicia Street, Fremont, CA 94538; USA TEL:(510) 319-4000 FAX:(510) 661-0888
This report shall not be reproduced except in full, without the written approval of UL Verification Services Inc.

9.6.1. HIGH POWER HDR (HDR4)

ANT 4

Channel	Frequency (MHz)	PSD (dBm/3kHz)	Limit (dBm/3kHz)	Margin (dB)
Low	2404	-3.687	8	-11.69
Middle	2440	-3.564	8	-11.56
High	2476	-3.709	8	-11.71

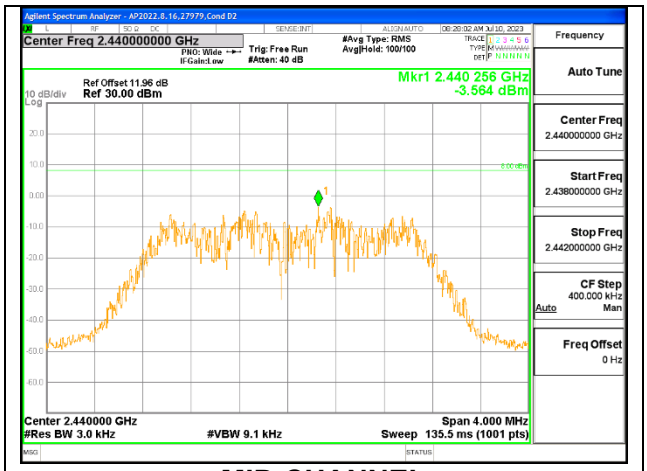

MID CHANNEL

ANT 3

Channel	Frequency (MHz)	PSD (dBm/3kHz)	Limit (dBm/3kHz)	Margin (dB)
Low	2404	-4.058	8	-12.06
Middle	2440	-3.996	8	-12.00
High	2476	-3.953	8	-11.95

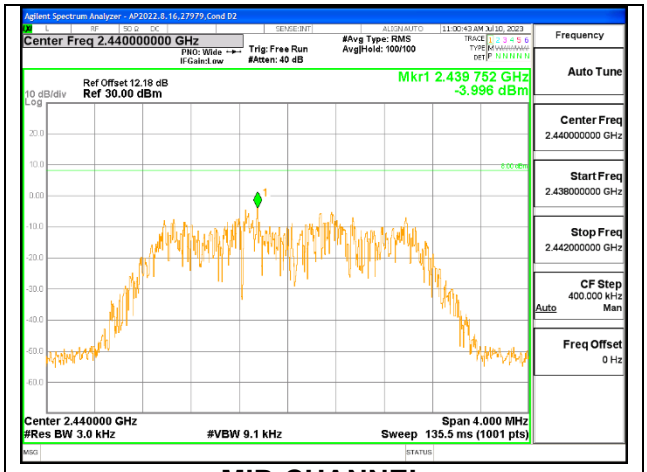

MID CHANNEL

UL VERIFICATION SERVICES INC.
47173 Benicia Street, Fremont, CA 94538; USA TEL:(510) 319-4000 FAX:(510) 661-0888
This report shall not be reproduced except in full, without the written approval of UL Verification Services Inc.

9.6.2. HIGH POWER HDR TXBF (HDR4)

Note: Test procedures and setting are same as HDR normal mode.

PSD Results

Channel	Frequency (MHz)	ANT 4 Meas (dBm/ 3kHz)	ANT 3 Meas (dBm/ 3kHz)	Total Corr'd PSD (dBm/ 3kHz)	Limit (dBm/ 3kHz)	Margin (dB)
Low	2404	-3.649	-3.566	-0.60	8.0	-8.6
Mid	2440	-3.893	-4.011	-0.94	8.0	-8.9
High	2476	-3.896	-3.759	-0.82	8.0	-8.8

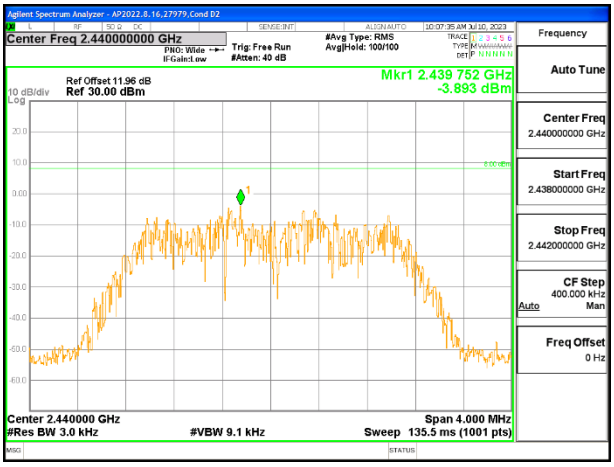

MID CHANNEL ANT 4

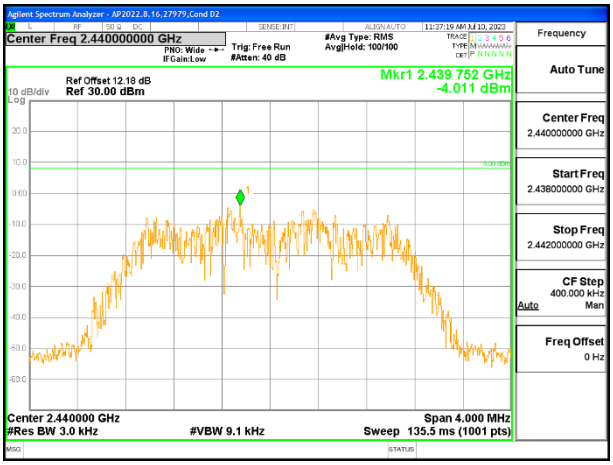

MID CHANNEL ANT 3

UL VERIFICATION SERVICES INC.
47173 Benicia Street, Fremont, CA 94538; USA TEL:(510) 319-4000 FAX:(510) 661-0888

This report shall not be reproduced except in full, without the written approval of UL Verification Services Inc.

9.6.3. HIGH POWER HDR (HDR8)

ANT 4

Channel	Frequency (MHz)	PSD (dBm/3kHz)	Limit (dBm/3kHz)	Margin (dB)
Low	2404	-5.534	8	-13.53
Middle	2440	-5.382	8	-13.38
High	2476	-5.308	8	-13.31

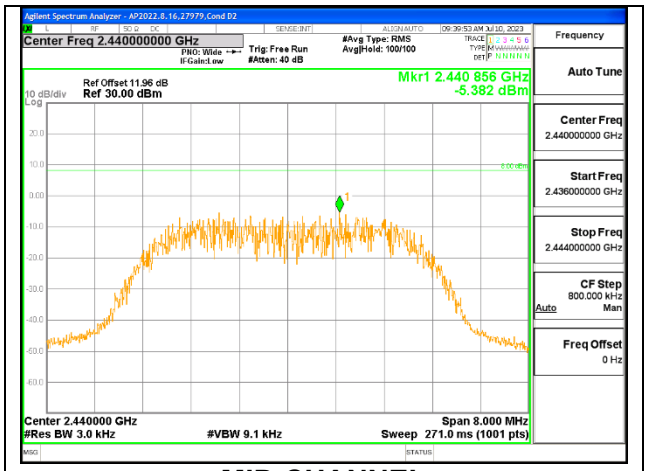

MID CHANNEL

ANT 3

Channel	Frequency (MHz)	PSD (dBm/3kHz)	Limit (dBm/3kHz)	Margin (dB)
Low	2404	-5.289	8	-13.29
Middle	2440	-5.133	8	-13.13
High	2476	-5.126	8	-13.13

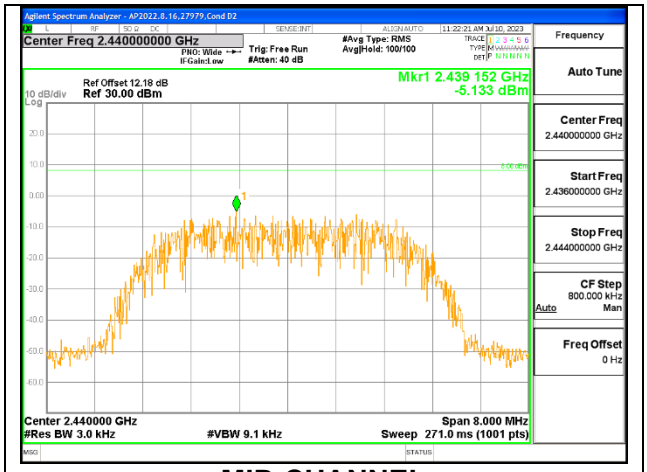

MID CHANNEL

UL VERIFICATION SERVICES INC.
47173 Benicia Street, Fremont, CA 94538; USA TEL:(510) 319-4000 FAX:(510) 661-0888
This report shall not be reproduced except in full, without the written approval of UL Verification Services Inc.

9.6.4. HIGH POWER HDR TXBF (HDR8)

Note: Test procedures and setting are same as HDR normal mode.

PSD Results

Channel	Frequency (MHz)	ANT 4 Meas (dBm/ 3kHz)	ANT 3 Meas (dBm/ 3kHz)	Total Corr'd PSD (dBm/ 3kHz)	Limit (dBm/ 3kHz)	Margin (dB)
Low	2404	-5.094	-5.530	-2.30	8.0	-10.3
Mid	2441	-5.264	-5.105	-2.17	8.0	-10.2
High	2476	-5.062	-5.228	-2.13	8.0	-10.1

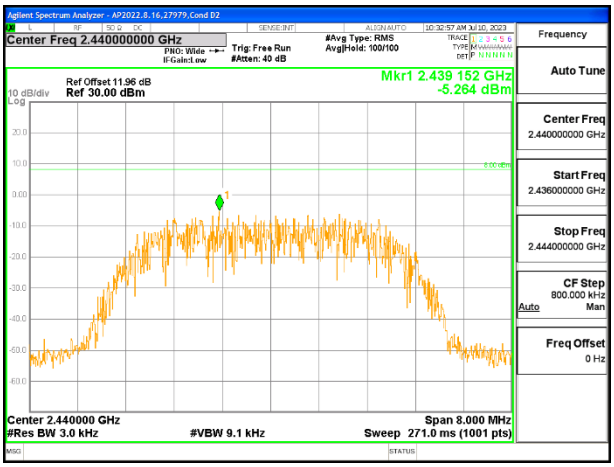

MID CHANNEL ANT 4

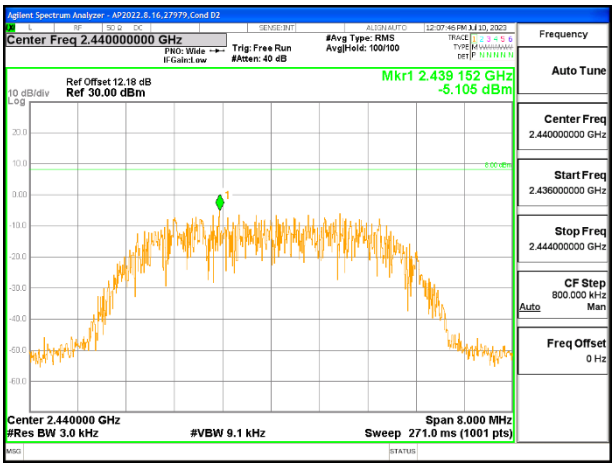

MID CHANNEL ANT 3

UL VERIFICATION SERVICES INC.
47173 Benicia Street, Fremont, CA 94538; USA TEL:(510) 319-4000 FAX:(510) 661-0888

This report shall not be reproduced except in full, without the written approval of UL Verification Services Inc.

9.7. CONDUCTED SPURIOUS EMISSIONS

LIMITS

FCC §15.247 (d)

RSS-247 5.5

Output power was measured based on the use of a peak measurement; therefore the required attenuation is 20 dBc.

RESULTS

UL VERIFICATION SERVICES INC.
47173 Benicia Street, Fremont, CA 94538; USA TEL:(510) 319-4000 FAX:(510) 661-0888
This report shall not be reproduced except in full, without the written approval of UL Verification Services Inc.

9.7.1. HIGH POWER HDR (HDR4)

ANT 4

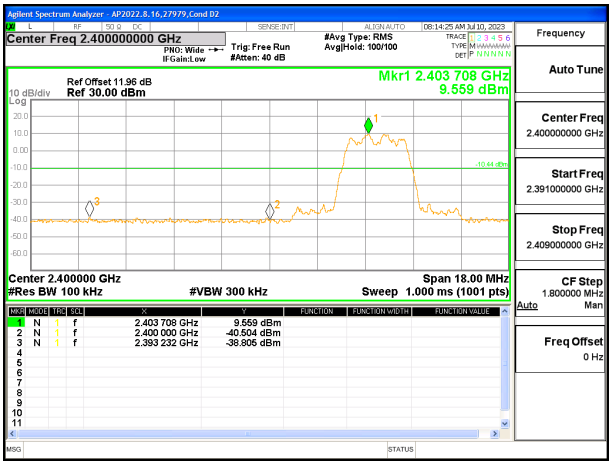

LOW CHANNEL BANDEDGE

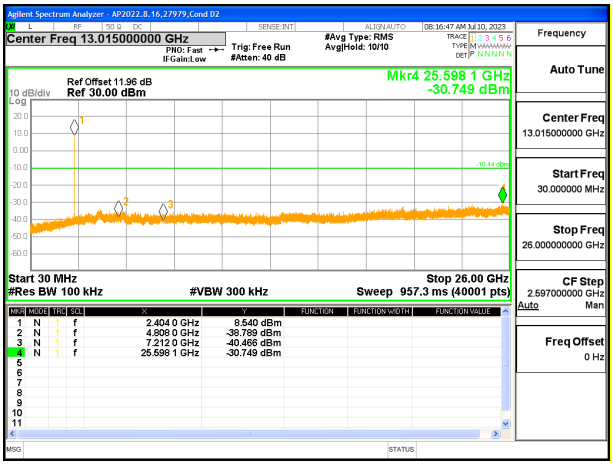

OUT-OF-BAND LOW CHANNEL

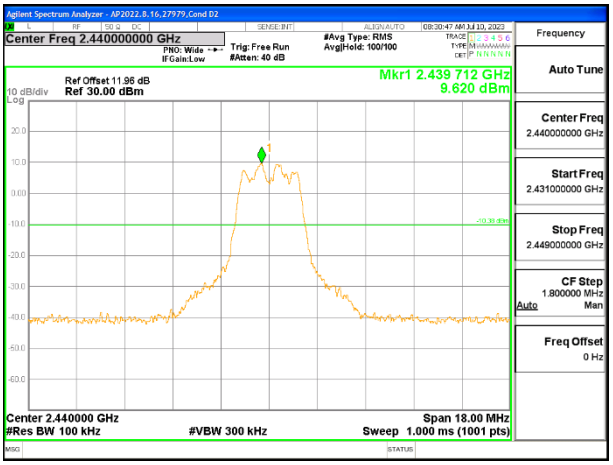

IN-BAND REFERENCE LEVEL

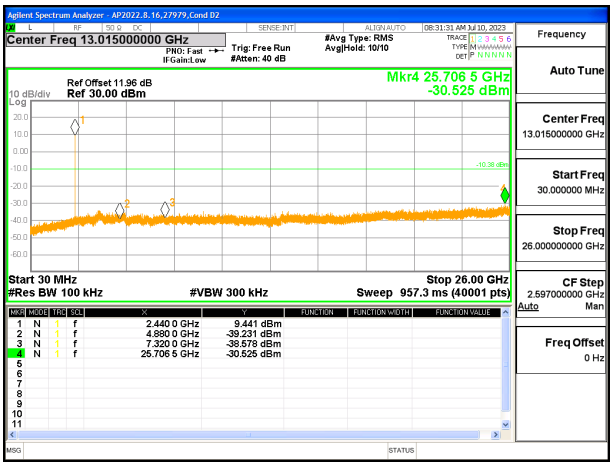

OUT-OF-BAND MID CHANNEL

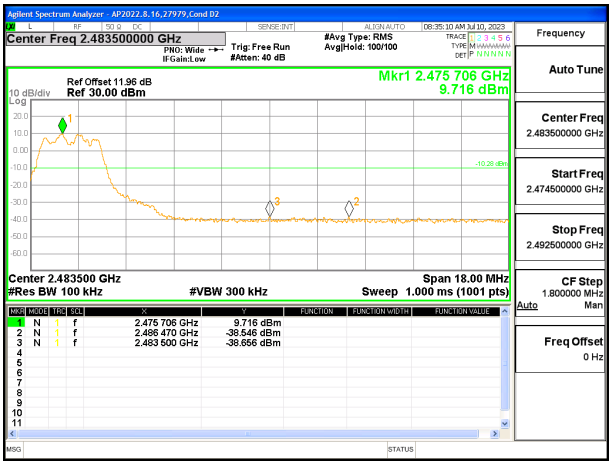

HIGH CHANNEL BANDEDGE

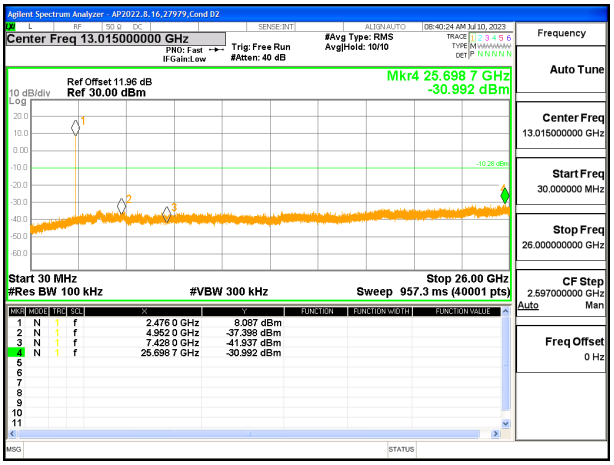

OUT-OF-BAND HIGH CHANNEL

UL VERIFICATION SERVICES INC.
47173 Benicia Street, Fremont, CA 94538; USA TEL:(510) 319-4000 FAX:(510) 661-0888

This report shall not be reproduced except in full, without the written approval of UL Verification Services Inc.

ANT 3

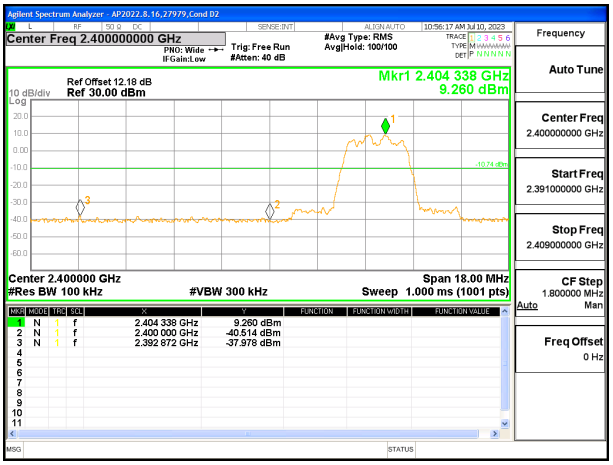

LOW CHANNEL BANDEDGE

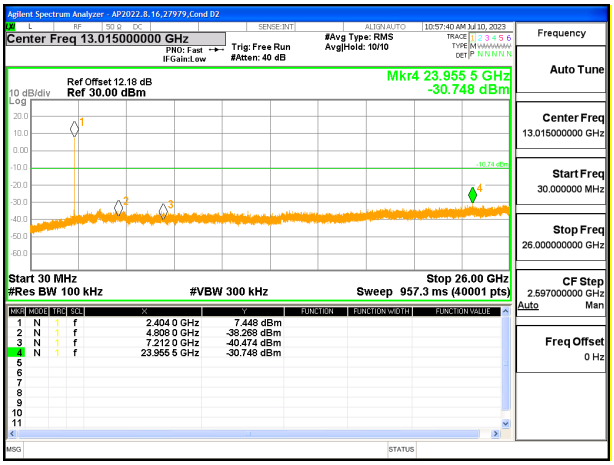

OUT-OF-BAND LOW CHANNEL

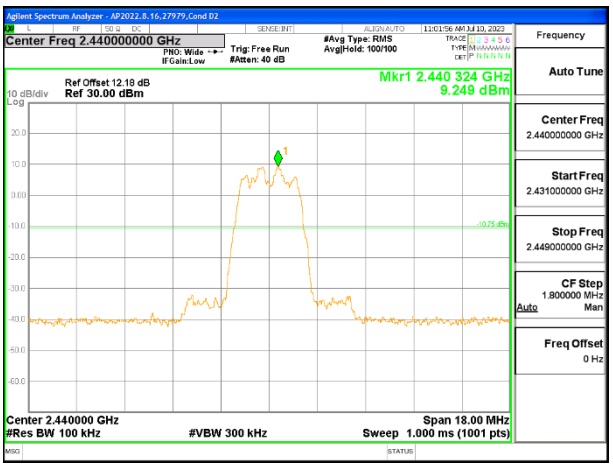

IN-BAND REFERENCE LEVEL

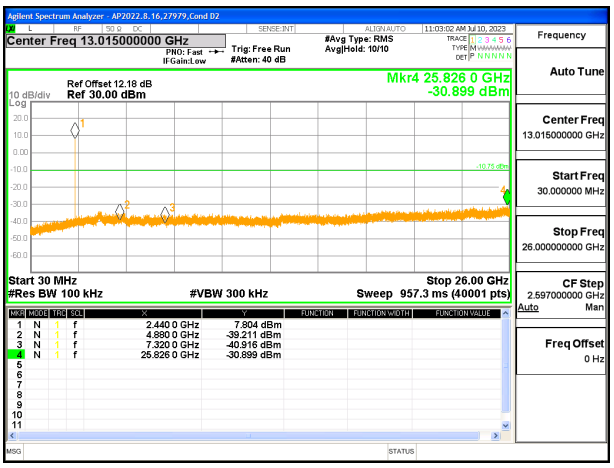

OUT-OF-BAND MID CHANNEL

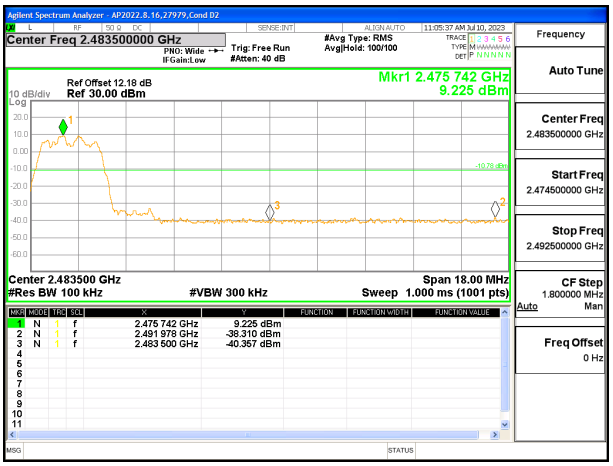

HIGH CHANNEL BANDEDGE

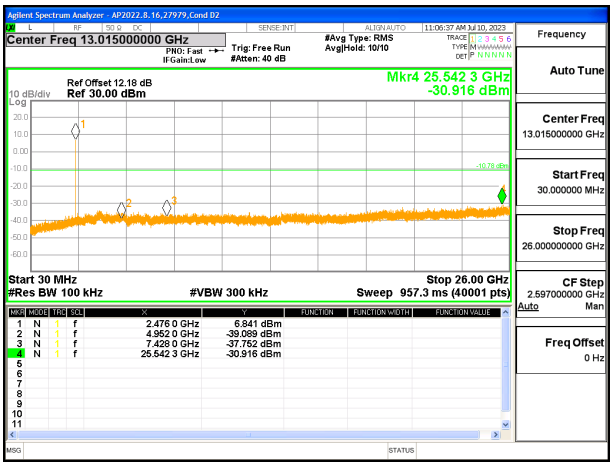

OUT-OF-BAND HIGH CHANNEL

UL VERIFICATION SERVICES INC.
47173 Benicia Street, Fremont, CA 94538; USA TEL:(510) 319-4000 FAX:(510) 661-0888

This report shall not be reproduced except in full, without the written approval of UL Verification Services Inc.

9.7.2. HIGH POWER HDR TXBF (HDR4)

ANT 4

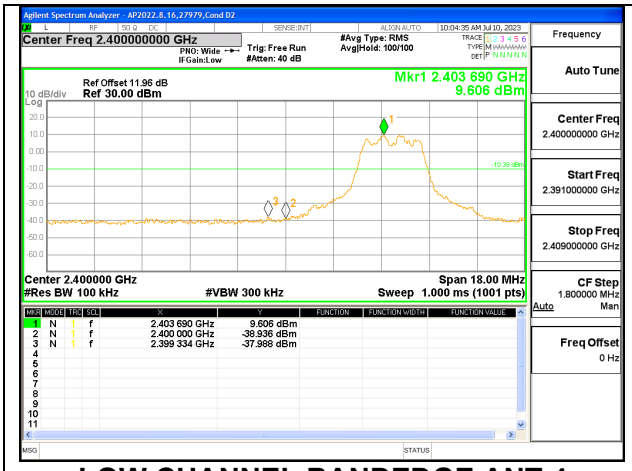

LOW CHANNEL BANDEDGE ANT 4

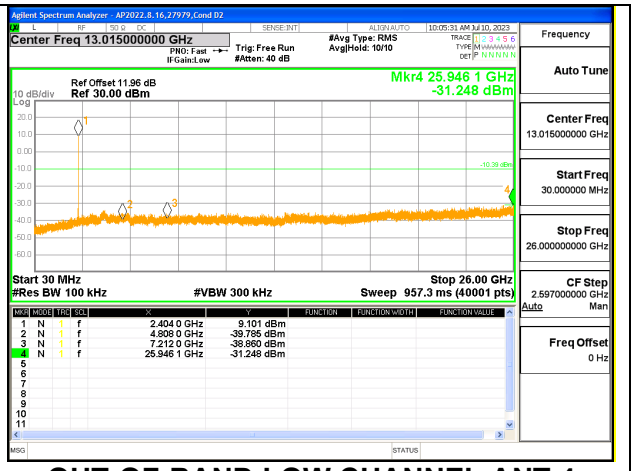

OUT-OF-BAND LOW CHANNEL ANT 4

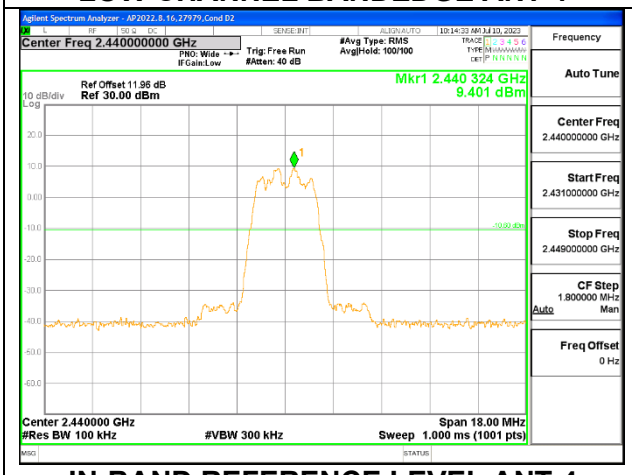

IN-BAND REFERENCE LEVEL ANT 4

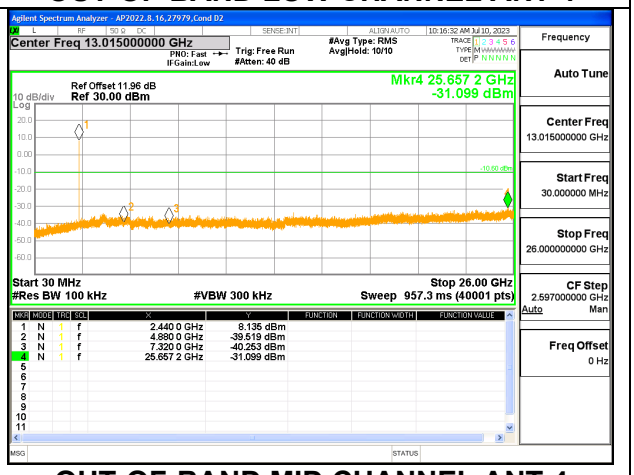

OUT-OF-BAND MID CHANNEL ANT 4

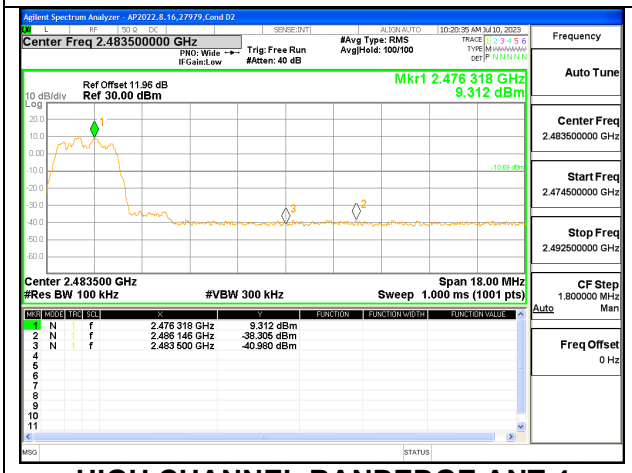

HIGH CHANNEL BANDEDGE ANT 4

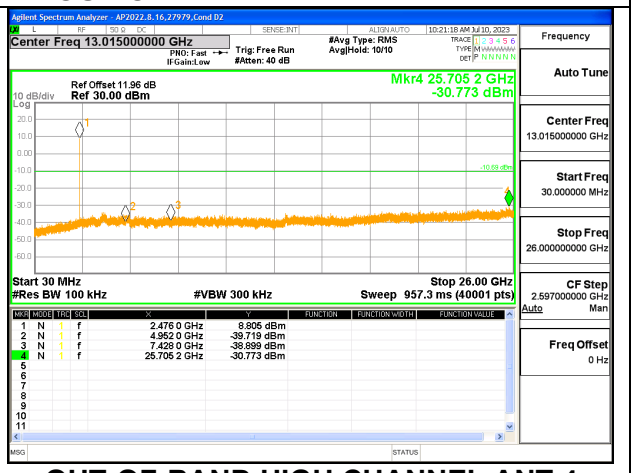

OUT-OF-BAND HIGH CHANNEL ANT 4

UL VERIFICATION SERVICES INC.
47173 Benicia Street, Fremont, CA 94538; USA TEL:(510) 319-4000 FAX:(510) 661-0888

This report shall not be reproduced except in full, without the written approval of UL Verification Services Inc.

ANT 3

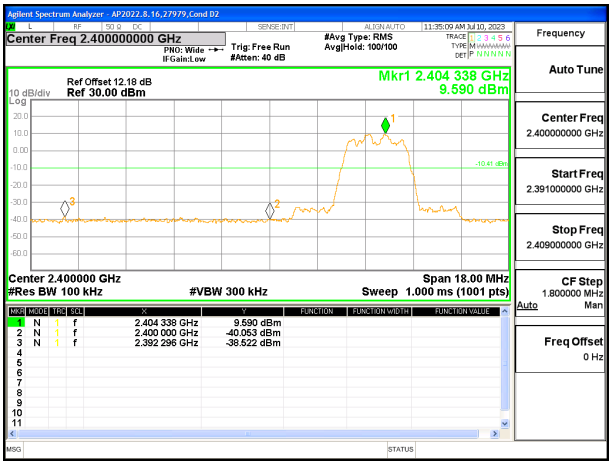

LOW CHANNEL BANDEDGE ANT 3

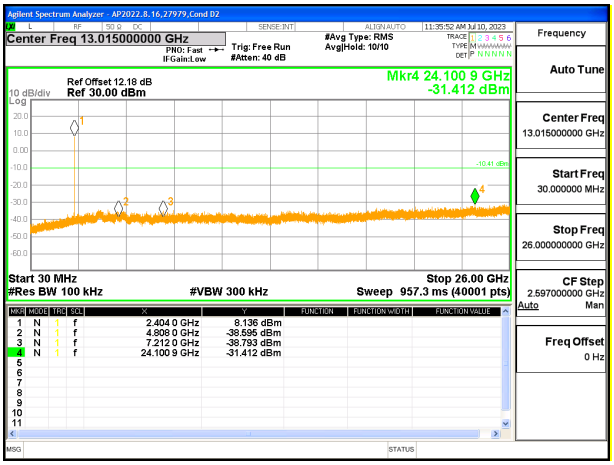

OUT-OF-BAND LOW CHANNEL ANT 3

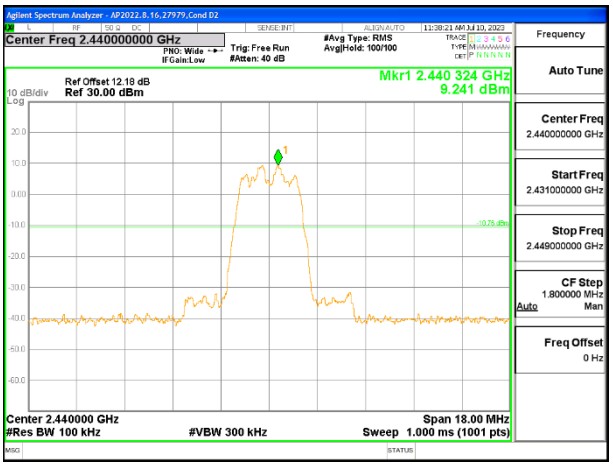

IN-BAND REFERENCE LEVEL ANT 3

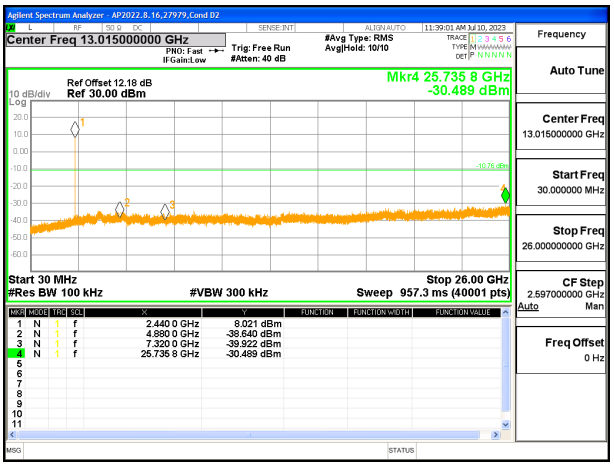

OUT-OF-BAND MID CHANNEL ANT 3

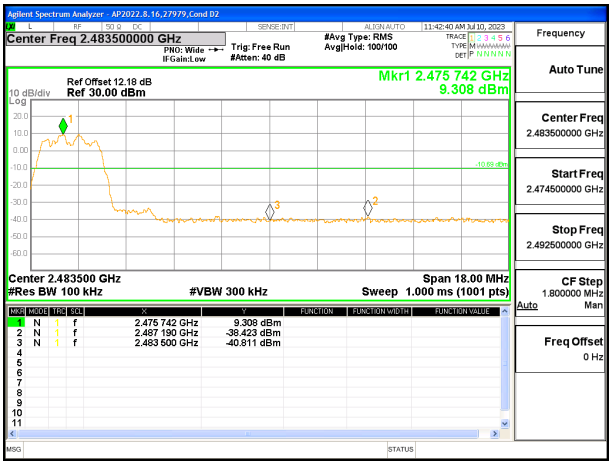

HIGH CHANNEL BANDEDGE ANT 3

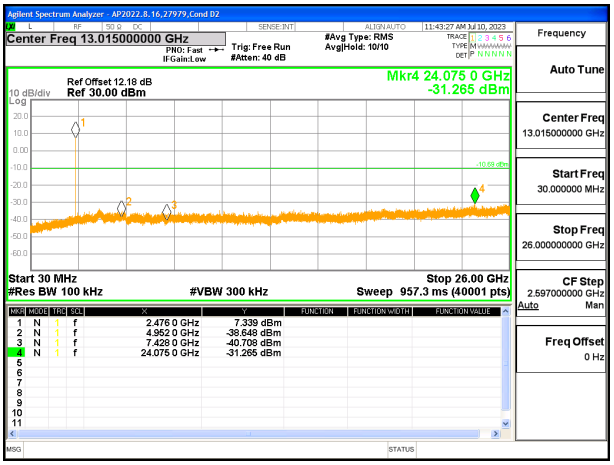

OUT-OF-BAND HIGH CHANNEL ANT 3

UL VERIFICATION SERVICES INC.
47173 Benicia Street, Fremont, CA 94538; USA TEL:(510) 319-4000 FAX:(510) 661-0888

This report shall not be reproduced except in full, without the written approval of UL Verification Services Inc.

9.7.3. HIGH POWER HDR (HDR8)

ANT 4

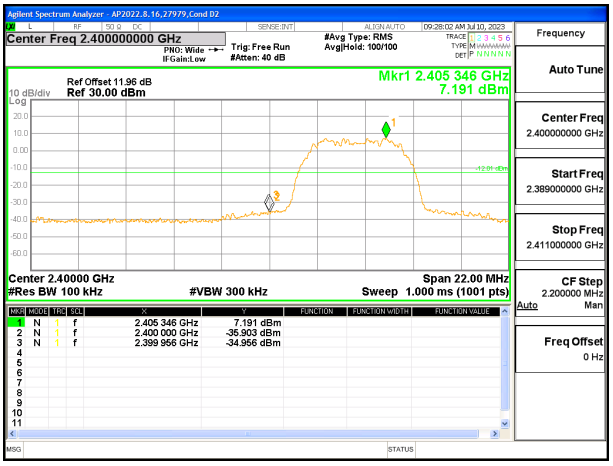

LOW CHANNEL BANDEDGE

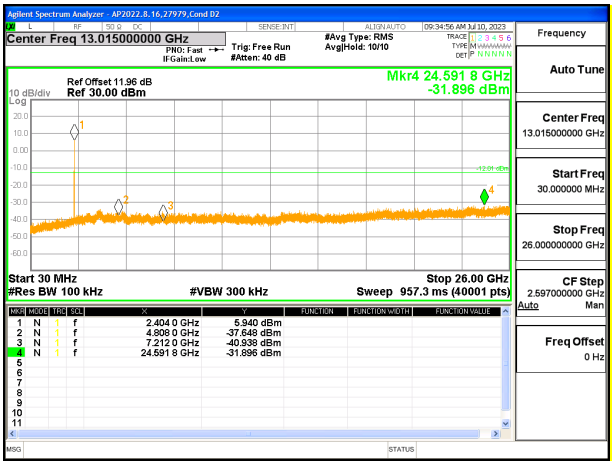

OUT-OF-BAND LOW CHANNEL

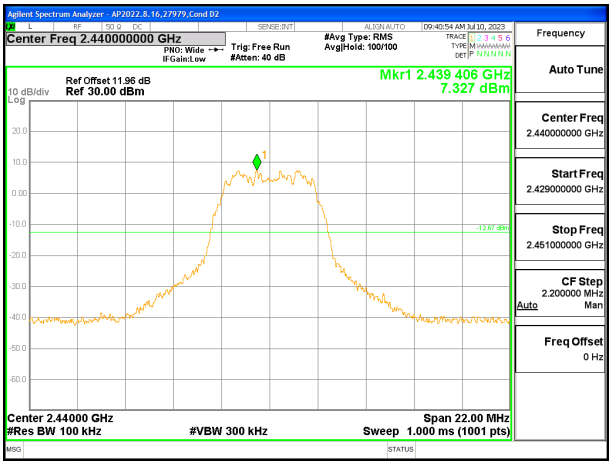

IN-BAND REFERENCE LEVEL

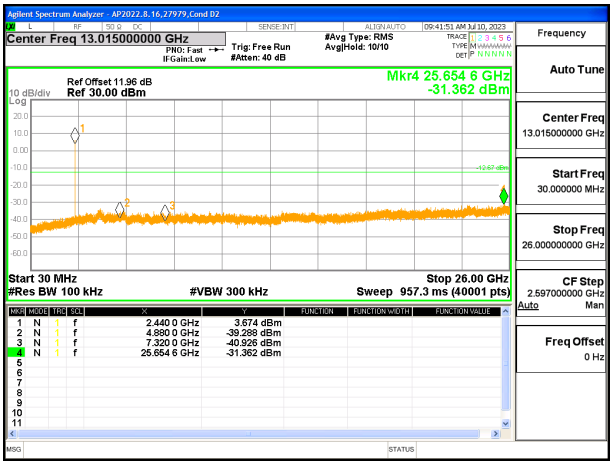

OUT-OF-BAND MID CHANNEL

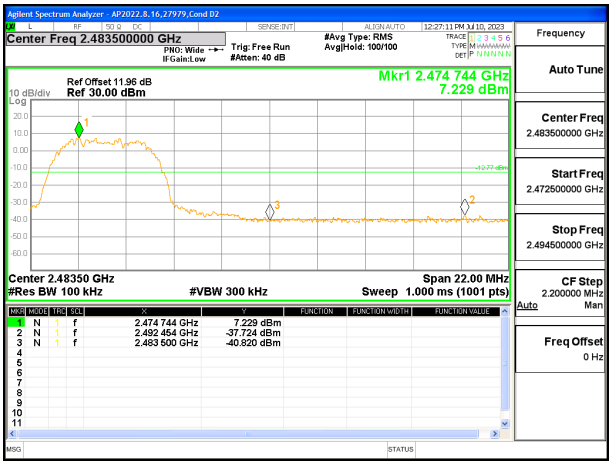

HIGH CHANNEL BANDEDGE

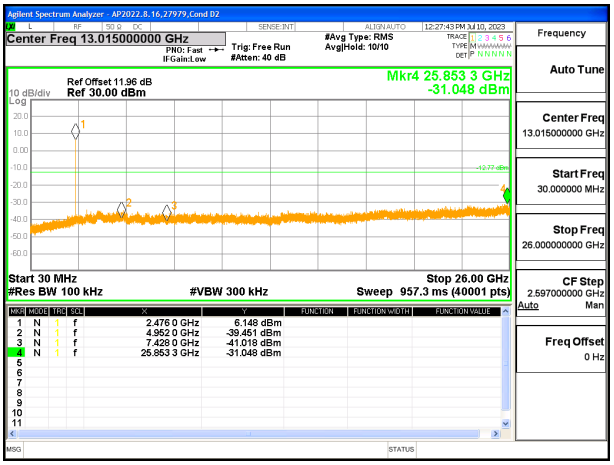

OUT-OF-BAND HIGH CHANNEL

UL VERIFICATION SERVICES INC.
47173 Benicia Street, Fremont, CA 94538; USA TEL:(510) 319-4000 FAX:(510) 661-0888

This report shall not be reproduced except in full, without the written approval of UL Verification Services Inc.

ANT 3

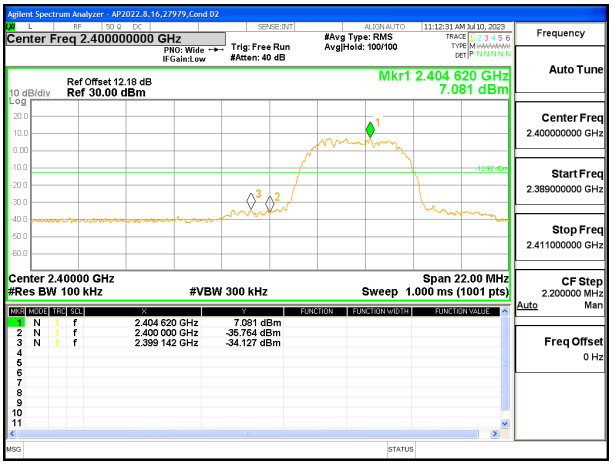

LOW CHANNEL BANDEDGE

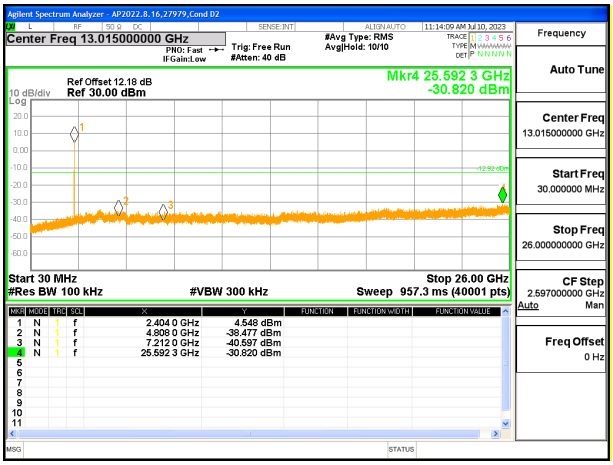

OUT-OF-BAND LOW CHANNEL

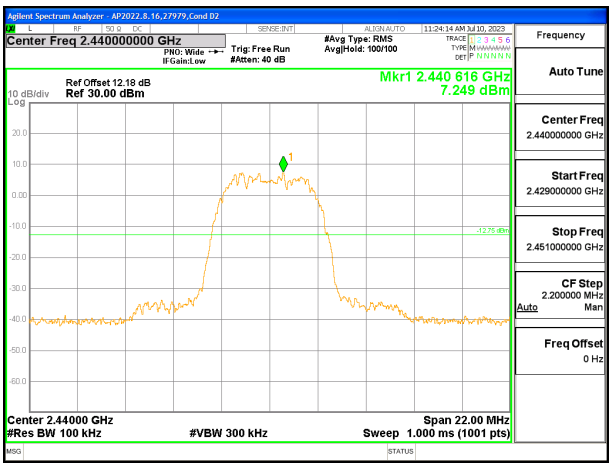

IN-BAND REFERENCE LEVEL

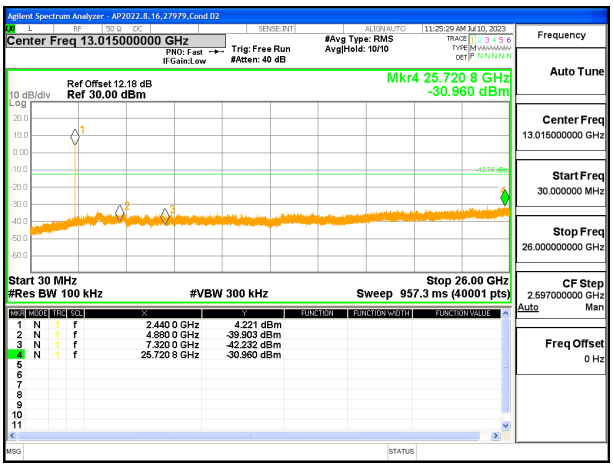

OUT-OF-BAND MID CHANNEL

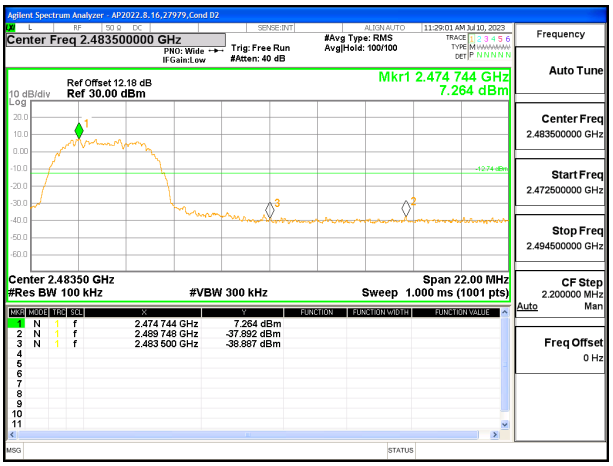

HIGH CHANNEL BANDEDGE

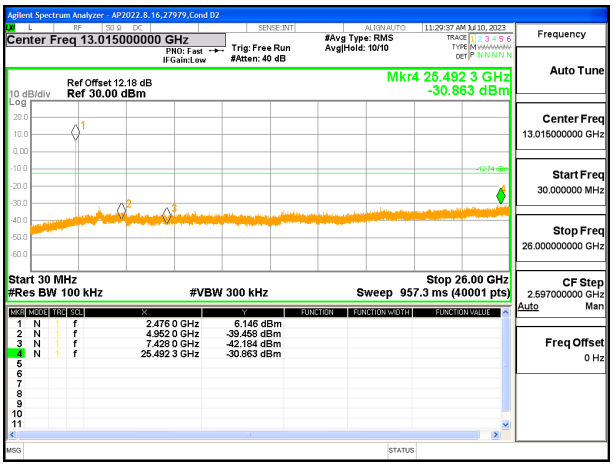

OUT-OF-BAND HIGH CHANNEL

UL VERIFICATION SERVICES INC.
47173 Benicia Street, Fremont, CA 94538; USA TEL:(510) 319-4000 FAX:(510) 661-0888

This report shall not be reproduced except in full, without the written approval of UL Verification Services Inc.

9.7.4. HIGH POWER HDR TXBF (HDR8)

ANT 4

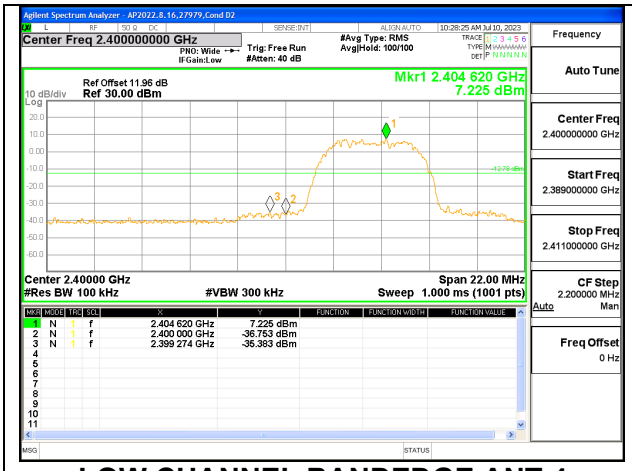

LOW CHANNEL BANDEDGE ANT 4

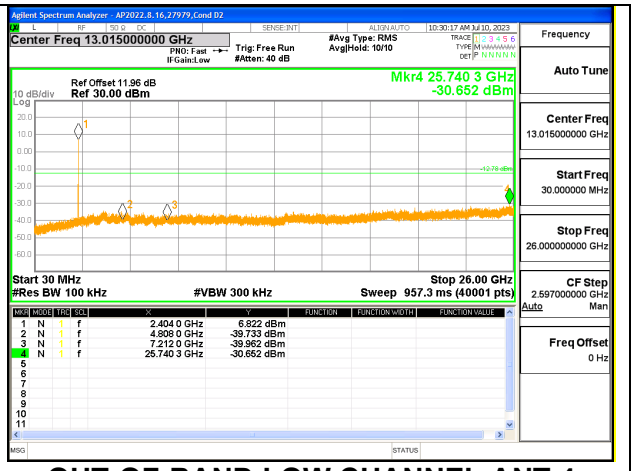

OUT-OF-BAND LOW CHANNEL ANT 4

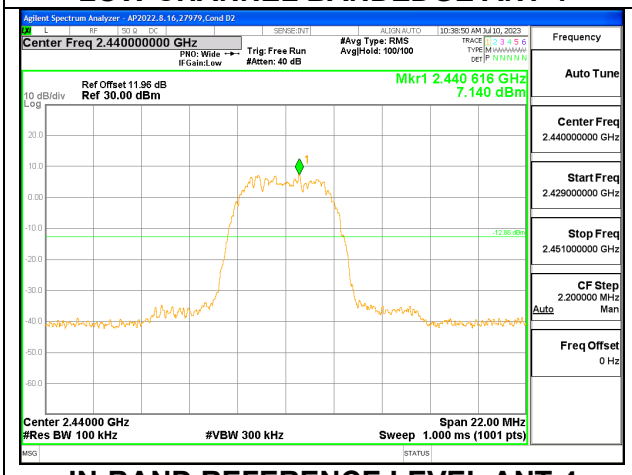

IN-BAND REFERENCE LEVEL ANT 4

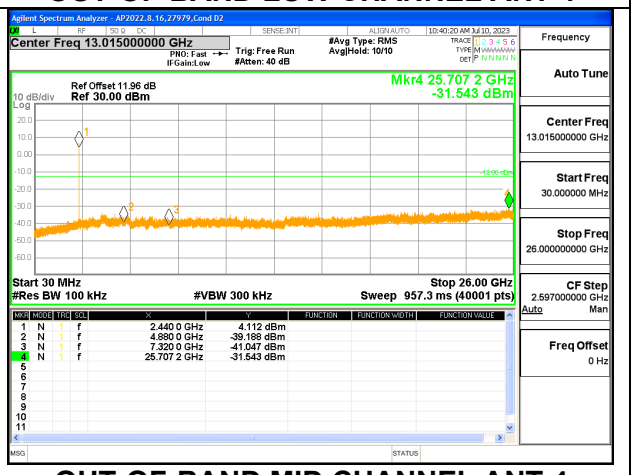

OUT-OF-BAND MID CHANNEL ANT 4

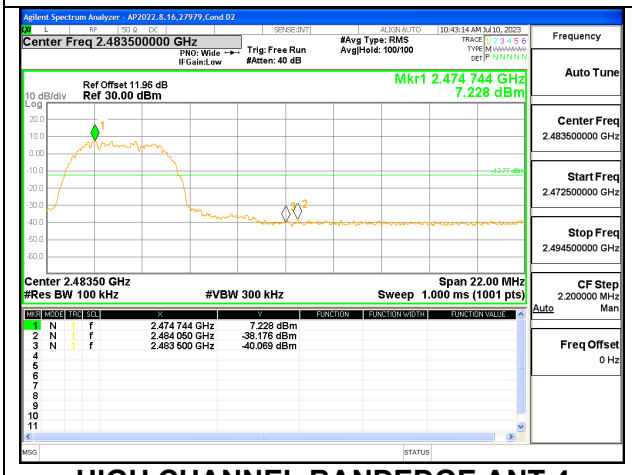

HIGH CHANNEL BANDEDGE ANT 4

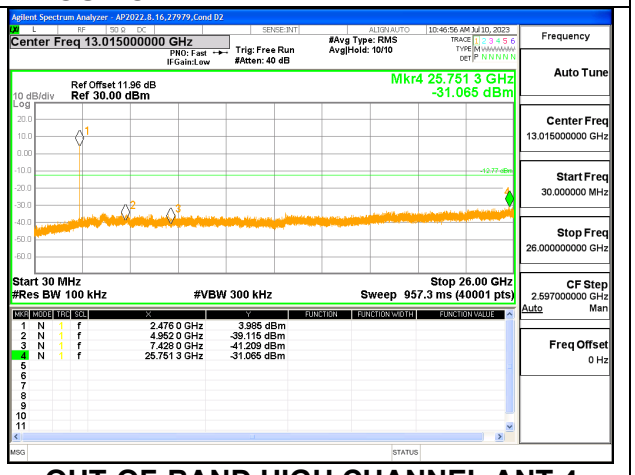

OUT-OF-BAND HIGH CHANNEL ANT 4

UL VERIFICATION SERVICES INC.
47173 Benicia Street, Fremont, CA 94538; USA TEL:(510) 319-4000 FAX:(510) 661-0888

This report shall not be reproduced except in full, without the written approval of UL Verification Services Inc.

ANT 3

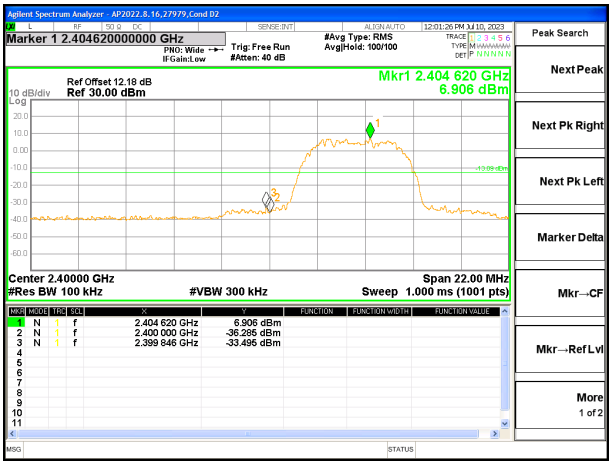

LOW CHANNEL BANDEDGE ANT 3

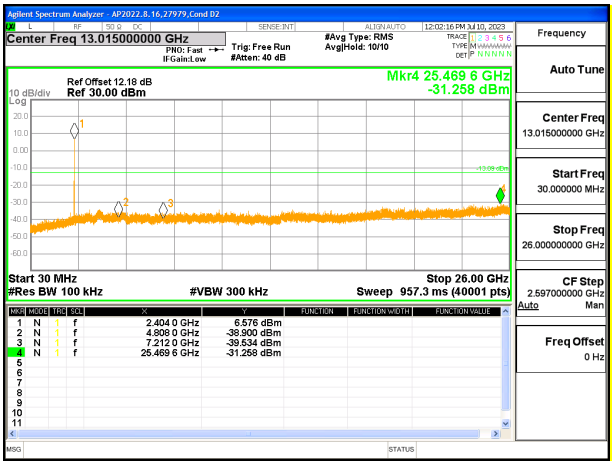

OUT-OF-BAND LOW CHANNEL ANT 3

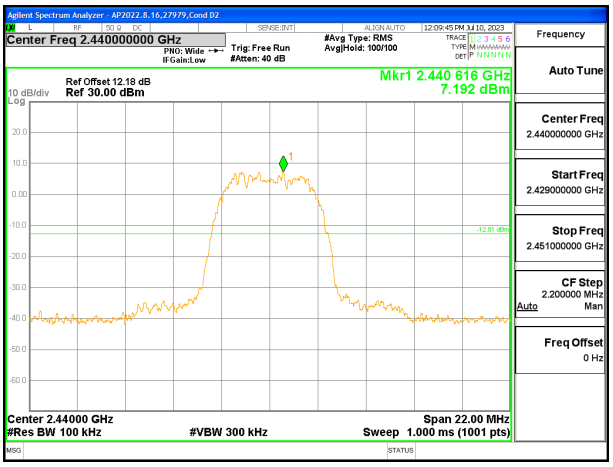

IN-BAND REFERENCE LEVEL ANT 3

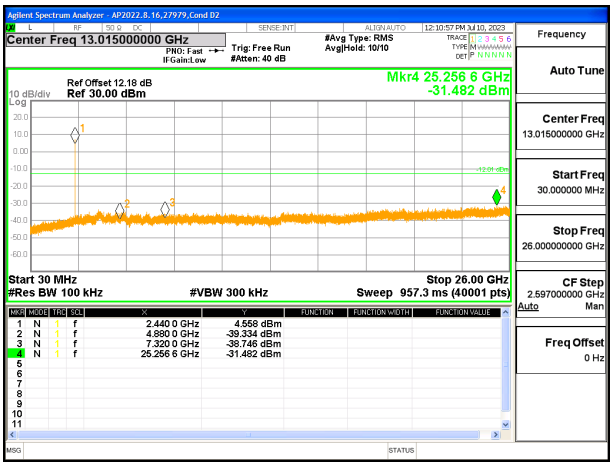

OUT-OF-BAND MID CHANNEL ANT 3

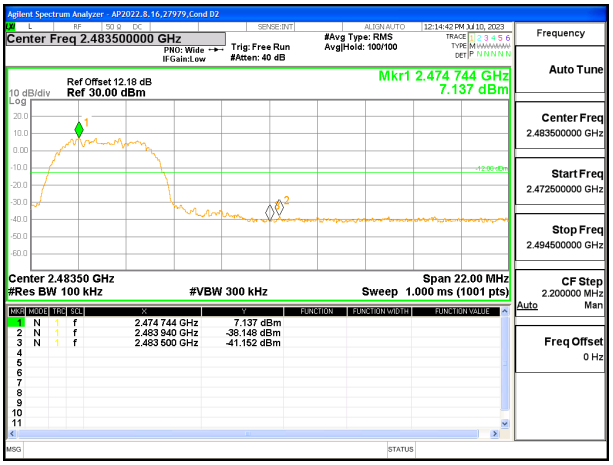

HIGH CHANNEL BANDEDGE ANT 3

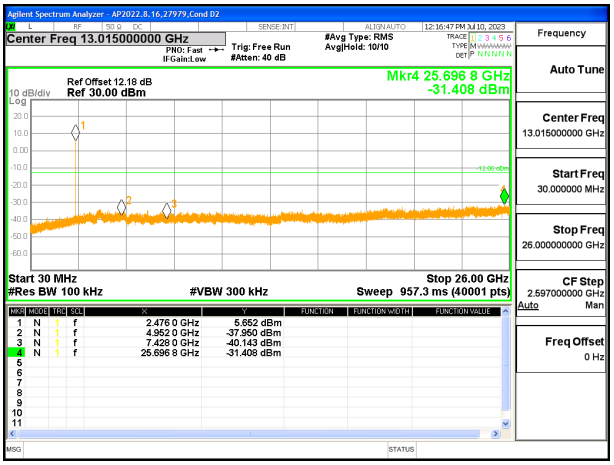

OUT-OF-BAND HIGH CHANNEL ANT 3

UL VERIFICATION SERVICES INC.
47173 Benicia Street, Fremont, CA 94538; USA TEL:(510) 319-4000 FAX:(510) 661-0888

This report shall not be reproduced except in full, without the written approval of UL Verification Services Inc.

9.7.5. LOW POWER HDR (HDR4)

ANT 4

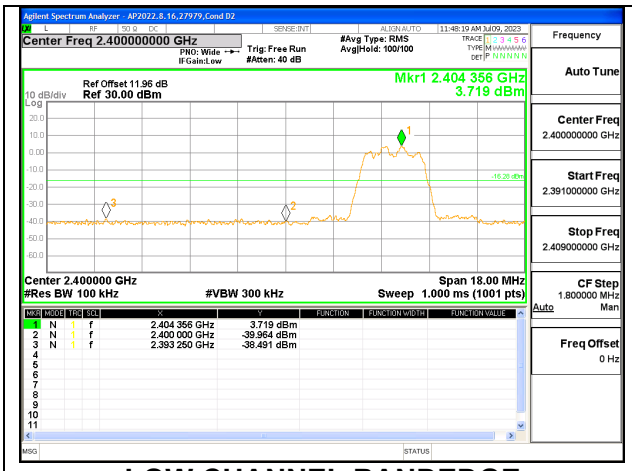

LOW CHANNEL BANDEDGE

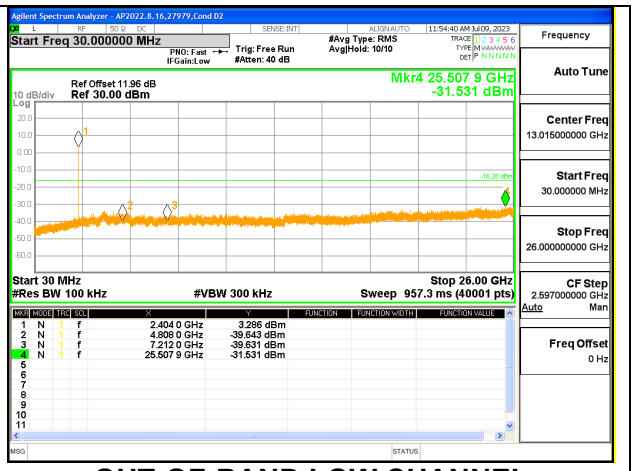

OUT-OF-BAND LOW CHANNEL

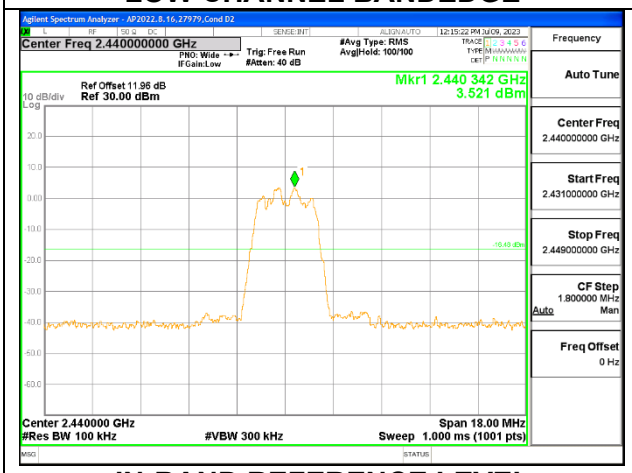

IN-BAND REFERENCE LEVEL

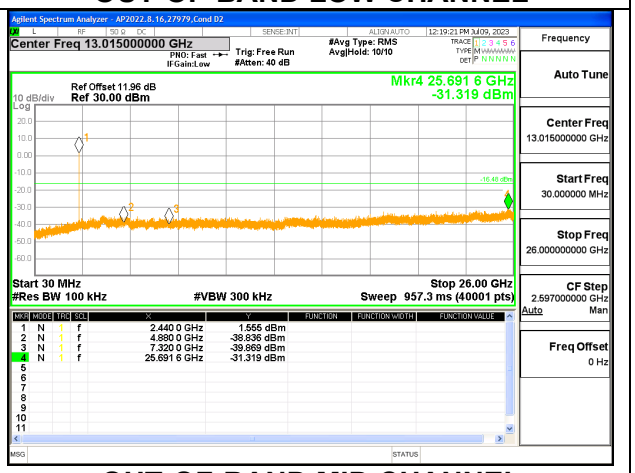

OUT-OF-BAND MID CHANNEL

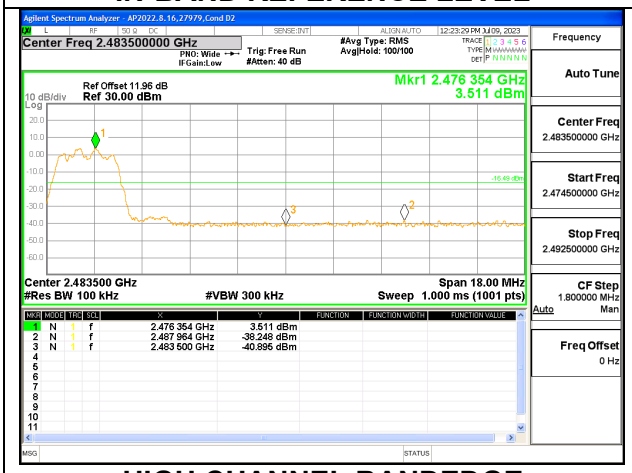

HIGH CHANNEL BANDEDGE

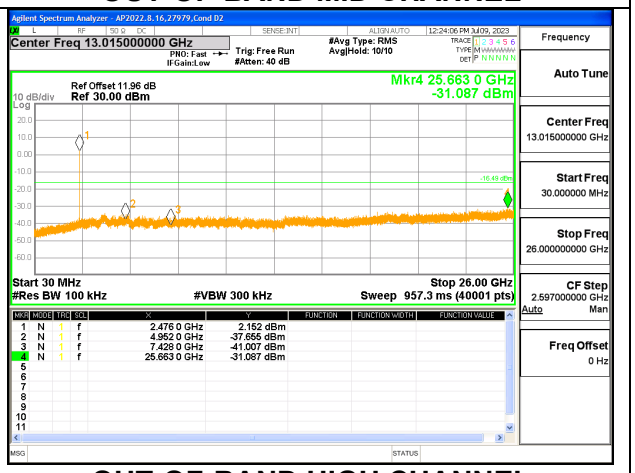

OUT-OF-BAND HIGH CHANNEL

UL VERIFICATION SERVICES INC.
47173 Benicia Street, Fremont, CA 94538; USA TEL:(510) 319-4000 FAX:(510) 661-0888

This report shall not be reproduced except in full, without the written approval of UL Verification Services Inc.

ANT 3

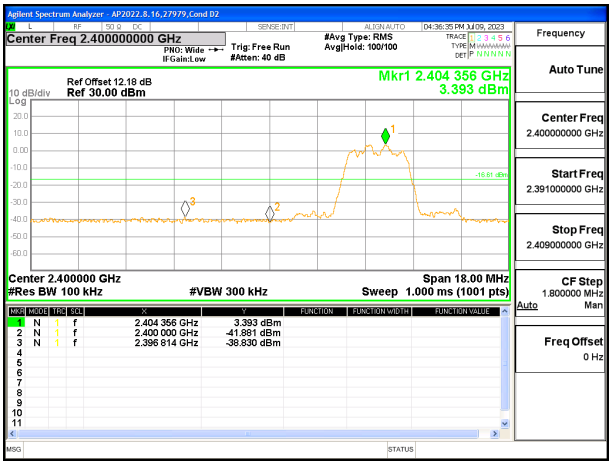

LOW CHANNEL BANDEDGE

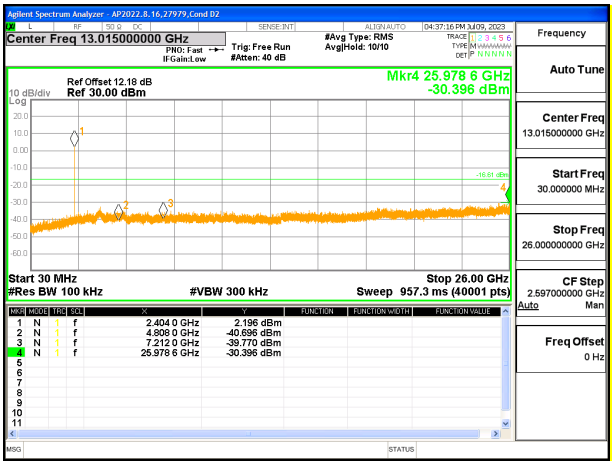

OUT-OF-BAND LOW CHANNEL

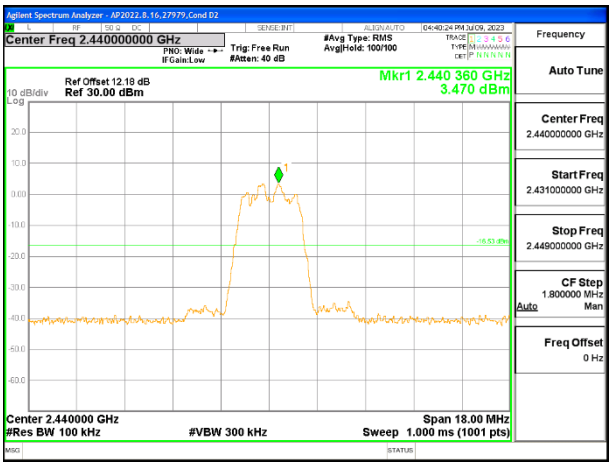

IN-BAND REFERENCE LEVEL

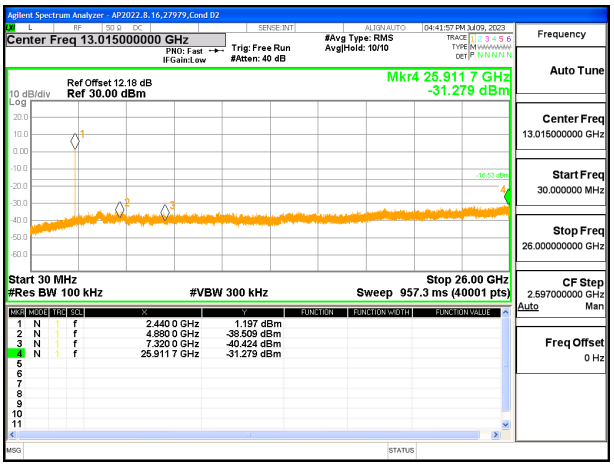

OUT-OF-BAND MID CHANNEL

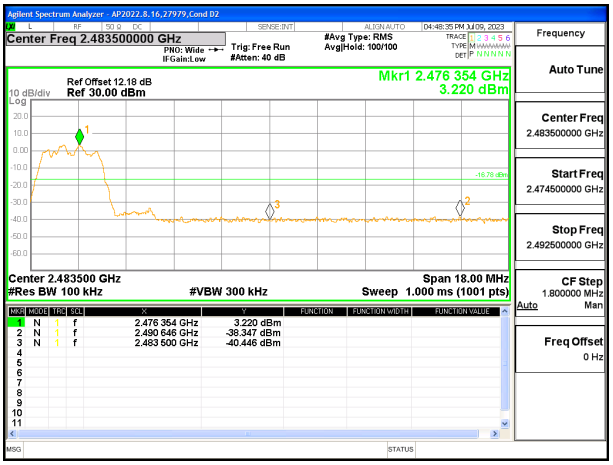

HIGH CHANNEL BANDEDGE

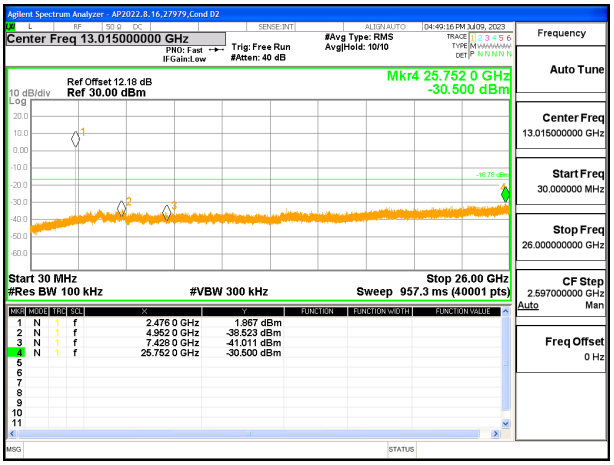

OUT-OF-BAND HIGH CHANNEL

UL VERIFICATION SERVICES INC.
47173 Benicia Street, Fremont, CA 94538; USA TEL:(510) 319-4000 FAX:(510) 661-0888

This report shall not be reproduced except in full, without the written approval of UL Verification Services Inc.

9.7.6. LOW POWER HDR TXBF (HDR4)

ANT 4

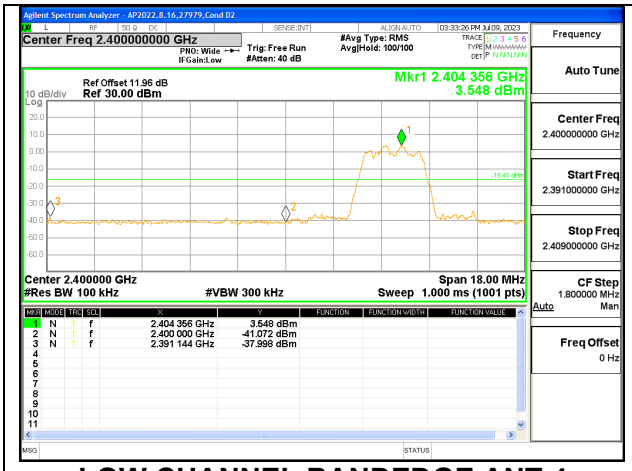

LOW CHANNEL BANDEDGE ANT 4

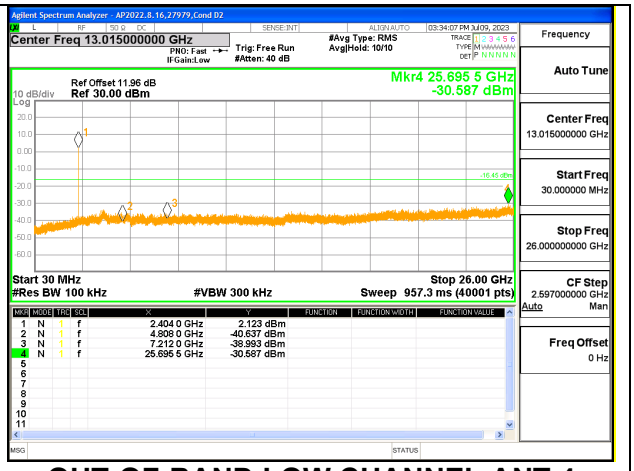

OUT-OF-BAND LOW CHANNEL ANT 4

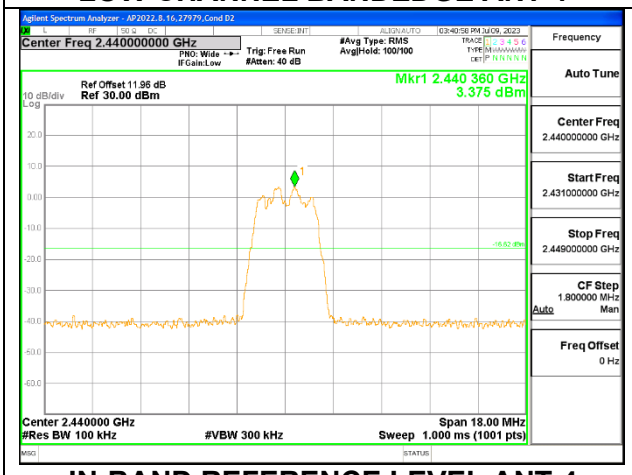

IN-BAND REFERENCE LEVEL ANT 4

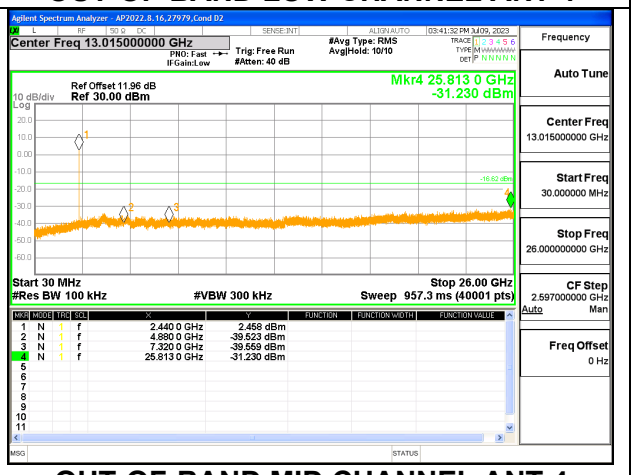

OUT-OF-BAND MID CHANNEL ANT 4

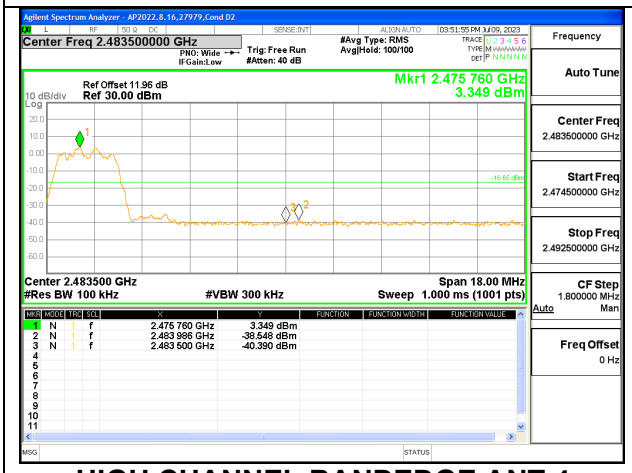

HIGH CHANNEL BANDEDGE ANT 4

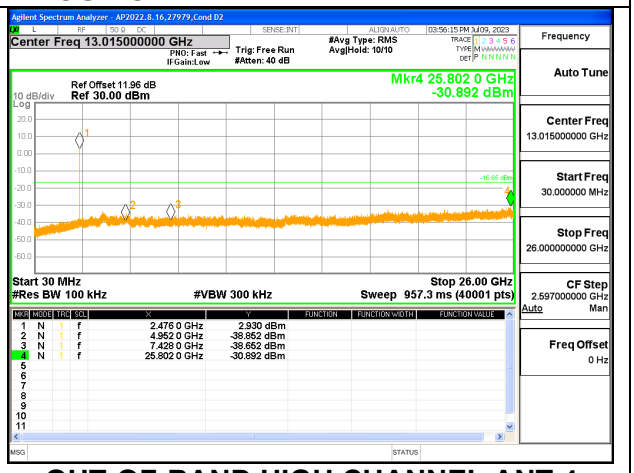

OUT-OF-BAND HIGH CHANNEL ANT 4

UL VERIFICATION SERVICES INC.
47173 Benicia Street, Fremont, CA 94538; USA TEL:(510) 319-4000 FAX:(510) 661-0888

This report shall not be reproduced except in full, without the written approval of UL Verification Services Inc.

ANT 3

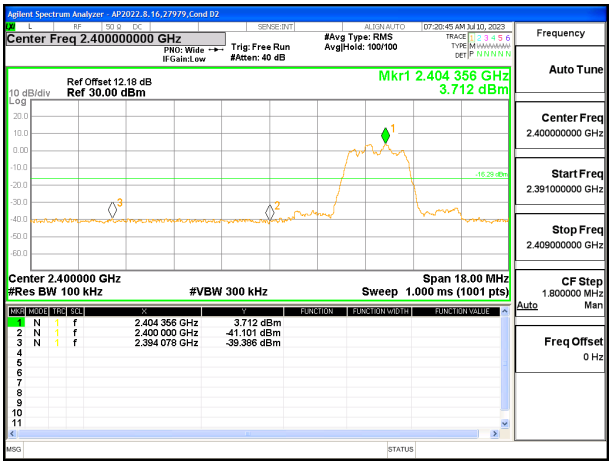

LOW CHANNEL BANDEDGE ANT 3

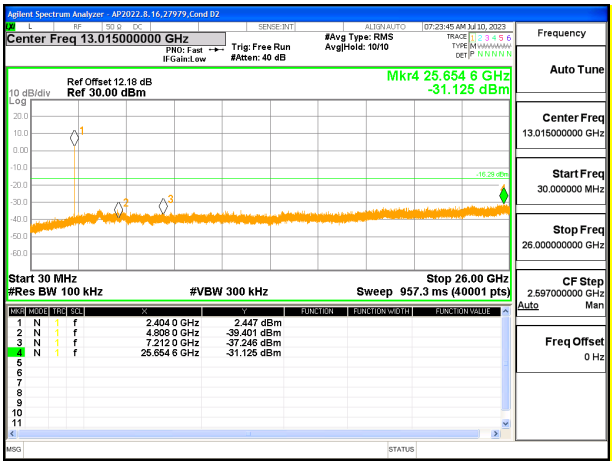

OUT-OF-BAND LOW CHANNEL ANT 3

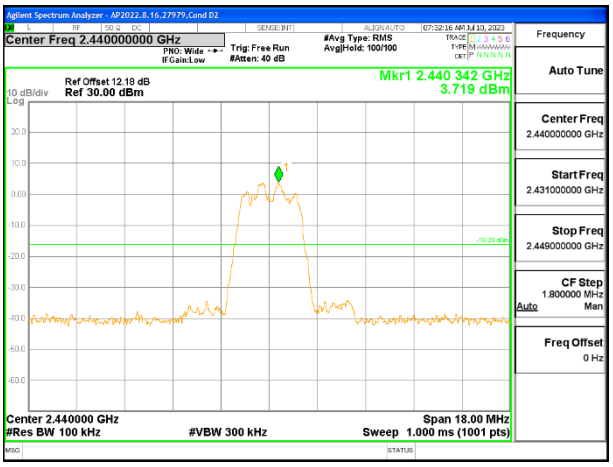

IN-BAND REFERENCE LEVEL ANT 3

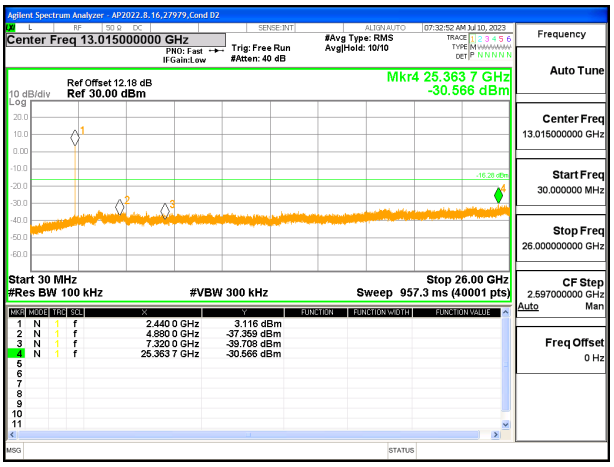

OUT-OF-BAND MID CHANNEL ANT 3

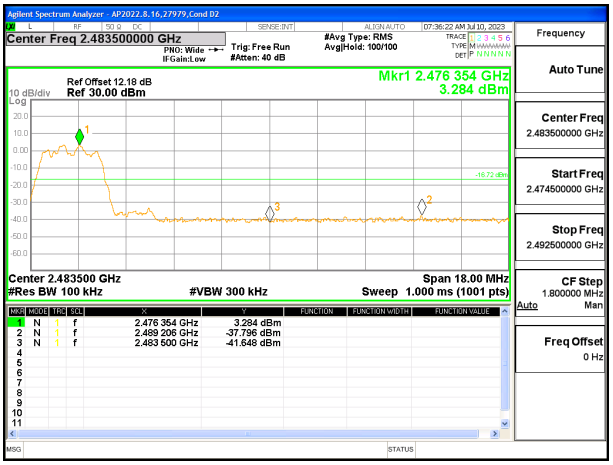

HIGH CHANNEL BANDEDGE ANT 3

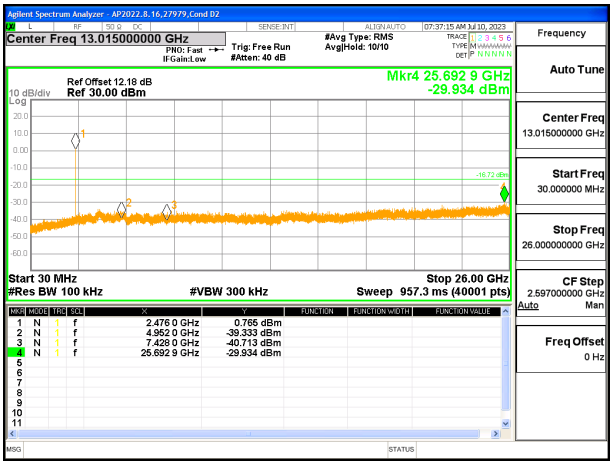

OUT-OF-BAND HIGH CHANNEL ANT 3

UL VERIFICATION SERVICES INC.
47173 Benicia Street, Fremont, CA 94538; USA TEL:(510) 319-4000 FAX:(510) 661-0888

This report shall not be reproduced except in full, without the written approval of UL Verification Services Inc.

9.7.7. LOW POWER HDR (HDR8)

ANT 4

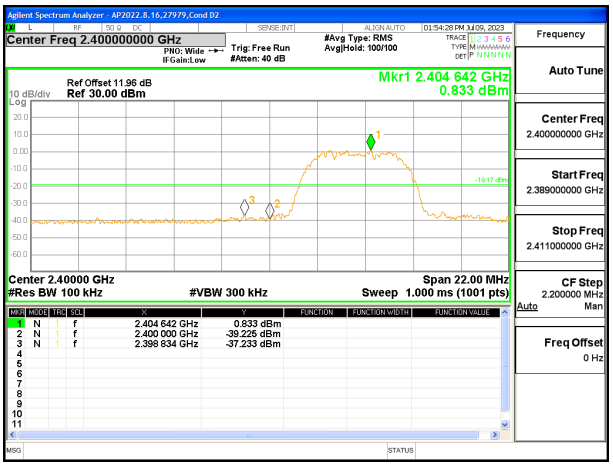

LOW CHANNEL BANDEDGE

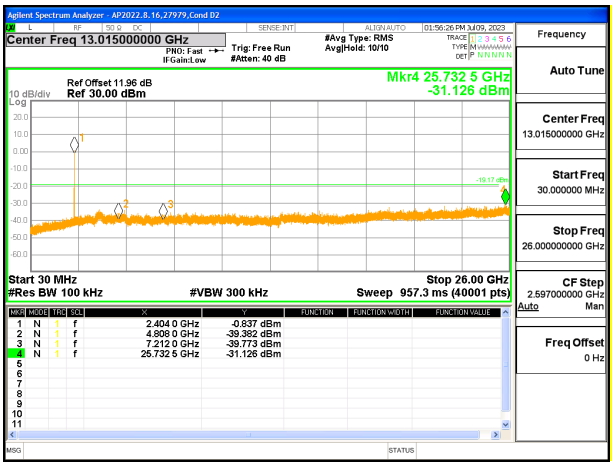

OUT-OF-BAND LOW CHANNEL

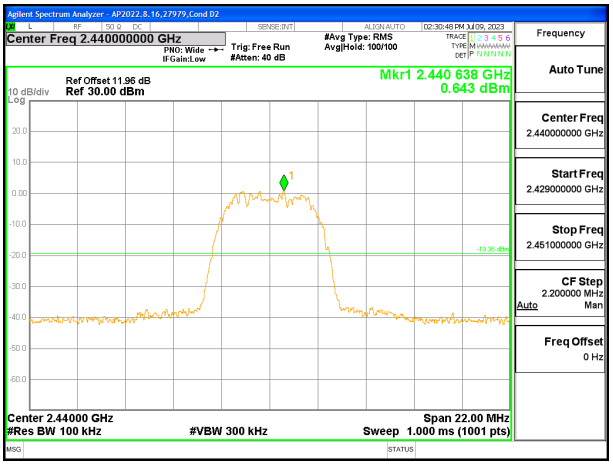

IN-BAND REFERENCE LEVEL

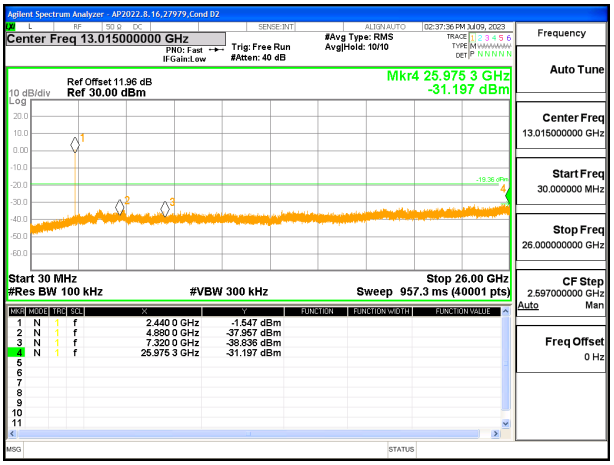

OUT-OF-BAND MID CHANNEL

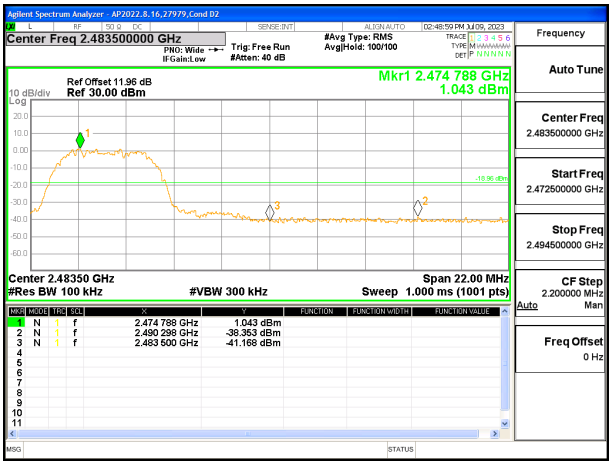

HIGH CHANNEL BANDEDGE

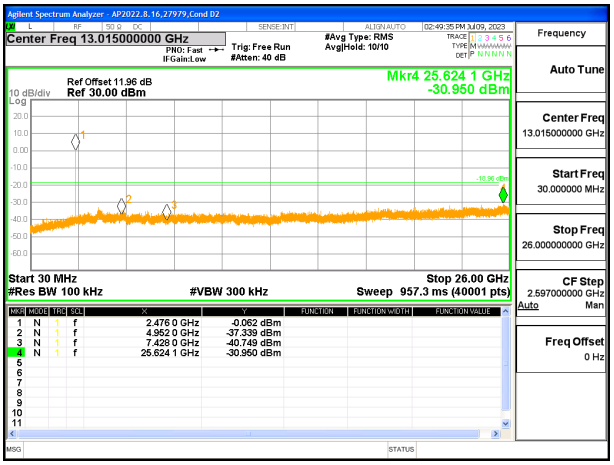

OUT-OF-BAND HIGH CHANNEL

UL VERIFICATION SERVICES INC.
47173 Benicia Street, Fremont, CA 94538; USA TEL:(510) 319-4000 FAX:(510) 661-0888

This report shall not be reproduced except in full, without the written approval of UL Verification Services Inc.