ANT 1

Communication System: UID 10023 - DAC, GPRS-FDD (TDMA, GMSK, TN 0); Frequency: 824.2 MHz; Duty Cycle: 1:9.0615
Phantom section: RF Section
DASY5 Configuration:
- Probe: EF3DV3 - SN4028; ConvF(1, 1, 1) @ 824.2 MHz; Calibrated: 9/22/2022
- Sensor-Surface: (Fix Surface)
- Electronics: DAE4 Sn1352; Calibrated: 11/18/2022
- Phantom: HAC Test Arch with AMCC; Type: SD HAC P01 BB
- Measurement SW: DASY52, Version 52.10 (4);SEMCAD X Version 14.6.14 (7495)

GSM850 E-Field measurement/Voice_ch 128/Hearing Aid Compatibility Test (101x101x1): Interpolated grid: dx=0.5000 mm, dy=0.5000 mm

Device Reference Point: 0, 0, -6.3 mm
Reference Value = 31.60 V/m; Power Drift = -0.02 dB
Applied MIF = 3.80 dB
RF audio interference level = 31.40 dBV/m
Emission category: M4

MIF scaled E-field

Grid 1 **M4** **29.57 dBV/m**	Grid 2 **M4** **31.24 dBV/m**	Grid 3 **M4** **31.13 dBV/m**
Grid 4 **M4** **29.74 dBV/m**	Grid 5 **M4** **31.4 dBV/m**	Grid 6 **M4** **31.23 dBV/m**
Grid 7 **M4** **29.88 dBV/m**	Grid 8 **M4** **31.25 dBV/m**	Grid 9 **M4** **31.07 dBV/m**



0 dB = 37.14 V/m = 31.40 dBV/m

ANT 1

Communication System: UID 10023 - DAC, GPRS-FDD (TDMA, GMSK, TN 0); Frequency: 836.6 MHz; Duty Cycle: 1:9.0615
Phantom section: RF Section
DASY5 Configuration:
- Probe: EF3DV3 - SN4028; ConvF(1, 1, 1) @ 836.6 MHz; Calibrated: 9/22/2022
- Sensor-Surface: (Fix Surface)
- Electronics: DAE4 Sn1352; Calibrated: 11/18/2022
- Phantom: HAC Test Arch with AMCC; Type: SD HAC P01 BB
- Measurement SW: DASY52, Version 52.10 (4);SEMCAD X Version 14.6.14 (7495)

GSM850 E-Field measurement/Voice_ch 190/Hearing Aid Compatibility Test (101x101x1): Interpolated grid: dx=0.5000 mm, dy=0.5000 mm

Device Reference Point: 0, 0, -6.3 mm
Reference Value = 24.56 V/m; Power Drift = -0.21 dB
Applied MIF = 3.80 dB
RF audio interference level = 29.04 dBV/m
Emission category: M4

MIF scaled E-field

Grid 1 **M4** **28.01 dBV/m**	Grid 2 **M4** **29.01 dBV/m**	Grid 3 **M4** **28.85 dBV/m**
Grid 4 **M4** **27.77 dBV/m**	Grid 5 **M4** **29.04 dBV/m**	Grid 6 **M4** **28.9 dBV/m**
Grid 7 **M4** **27.65 dBV/m**	Grid 8 **M4** **28.75 dBV/m**	Grid 9 **M4** **28.55 dBV/m**



0 dB = 28.31 V/m = 29.04 dBV/m

ANT 1

Communication System: UID 10023 - DAC, GPRS-FDD (TDMA, GMSK, TN 0); Frequency: 848.6 MHz; Duty Cycle: 1:9.0615
Phantom section: RF Section
DASY5 Configuration:
- Probe: EF3DV3 - SN4028; ConvF(1, 1, 1) @ 848.6 MHz; Calibrated: 9/22/2022
- Sensor-Surface: (Fix Surface)
- Electronics: DAE4 Sn1352; Calibrated: 11/18/2022
- Phantom: HAC Test Arch with AMCC; Type: SD HAC P01 BB
- Measurement SW: DASY52, Version 52.10 (4);SEMCAD X Version 14.6.14 (7495)

GSM850 E-Field measurement/Voice_ch 251/Hearing Aid Compatibility Test (101x101x1): Interpolated grid: dx=0.5000 mm, dy=0.5000 mm

Device Reference Point: 0, 0, -6.3 mm
Reference Value = 21.47 V/m; Power Drift = 0.19 dB
Applied MIF = 3.80 dB
RF audio interference level = 28.15 dBV/m
Emission category: M4

MIF scaled E-field

Grid 1 **M4** **27.31 dBV/m**	Grid 2 **M4** **28.01 dBV/m**	Grid 3 **M4** **27.45 dBV/m**
Grid 4 **M4** **27.53 dBV/m**	Grid 5 **M4** **28.15 dBV/m**	Grid 6 **M4** **27.55 dBV/m**
Grid 7 **M4** **27.73 dBV/m**	Grid 8 **M4** **28.2 dBV/m**	Grid 9 **M4** **27.46 dBV/m**



0 dB = 25.71 V/m = 28.20 dBV/m

ANT 1

Communication System: UID 10023 - DAC, GPRS-FDD (TDMA, GMSK, TN 0); Frequency: 1850.2 MHz; Duty Cycle: 1:9.0615
Phantom section: RF Section
DASY5 Configuration:
- Probe: EF3DV3 - SN4028; ConvF(1, 1, 1) @ 1850.2 MHz; Calibrated: 9/22/2022
- Sensor-Surface: (Fix Surface)
- Electronics: DAE4 Sn1352; Calibrated: 11/18/2022
- Phantom: HAC Test Arch with AMCC; Type: SD HAC P01 BB
- Measurement SW: DASY52, Version 52.10 (4);SEMCAD X Version 14.6.14 (7495)

GSM1900 E-Field measurement/Voice_ch 512/Hearing Aid Compatibility Test (101x101x1): Interpolated grid: dx=0.5000 mm, dy=0.5000 mm

Device Reference Point: 0, 0, -6.3 mm
Reference Value = 20.34 V/m; Power Drift = -0.21 dB
Applied MIF = 3.80 dB
RF audio interference level = 28.06 dBV/m
Emission category: M4

MIF scaled E-field

Grid 1 **M4** **25.6 dBV/m**	Grid 2 **M4** **28.19 dBV/m**	Grid 3 **M4** **27.99 dBV/m**
Grid 4 **M4** **25.87 dBV/m**	Grid 5 **M4** **28.06 dBV/m**	Grid 6 **M4** **27.98 dBV/m**
Grid 7 **M4** **27.54 dBV/m**	Grid 8 **M4** **27.94 dBV/m**	Grid 9 **M4** **27.25 dBV/m**

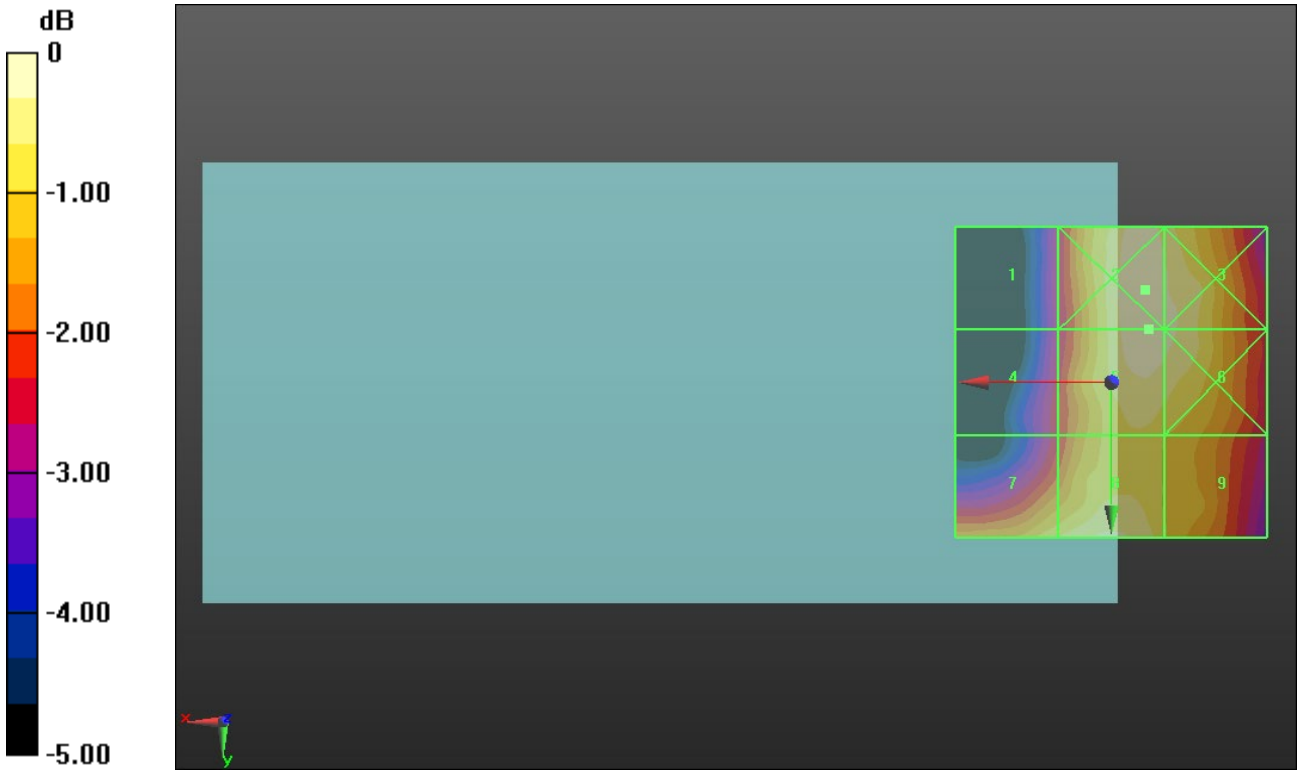

0 dB = 25.67 V/m = 28.19 dBV/m

ANT 1

Communication System: UID 10023 - DAC, GPRS-FDD (TDMA, GMSK, TN 0); Frequency: 1880 MHz; Duty Cycle: 1:9.0615
Phantom section: RF Section
DASY5 Configuration:
- Probe: EF3DV3 - SN4028; ConvF(1, 1, 1) @ 1880 MHz; Calibrated: 9/22/2022
- Sensor-Surface: (Fix Surface)
- Electronics: DAE4 Sn1352; Calibrated: 11/18/2022
- Phantom: HAC Test Arch with AMCC; Type: SD HAC P01 BB
- Measurement SW: DASY52, Version 52.10 (4);SEMCAD X Version 14.6.14 (7495)

GSM1900 E-Field measurement/Voice_ch 661/Hearing Aid Compatibility Test (101x101x1): Interpolated grid: dx=0.5000 mm, dy=0.5000 mm

Device Reference Point: 0, 0, -6.3 mm
Reference Value = 20.21 V/m; Power Drift = -0.14 dB
Applied MIF = 3.80 dB
RF audio interference level = 28.21 dBV/m
Emission category: M4

MIF scaled E-field

Grid 1 **M4** **25.38 dBV/m**	Grid 2 **M4** **28.21 dBV/m**	Grid 3 **M4** **28.18 dBV/m**
Grid 4 **M4** **25.82 dBV/m**	Grid 5 **M4** **28.11 dBV/m**	Grid 6 **M4** **28.01 dBV/m**
Grid 7 **M4** **27.73 dBV/m**	Grid 8 **M4** **28.28 dBV/m**	Grid 9 **M4** **27.69 dBV/m**



0 dB = 25.95 V/m = 28.28 dBV/m

ANT 1

Communication System: UID 10023 - DAC, GPRS-FDD (TDMA, GMSK, TN 0); Frequency: 1909.8 MHz; Duty Cycle: 1:9.0615
Phantom section: RF Section
DASY5 Configuration:
- Probe: EF3DV3 - SN4028; ConvF(1, 1, 1) @ 1909.8 MHz; Calibrated: 9/22/2022
- Sensor-Surface: (Fix Surface)
- Electronics: DAE4 Sn1352; Calibrated: 11/18/2022
- Phantom: HAC Test Arch with AMCC; Type: SD HAC P01 BB
- Measurement SW: DASY52, Version 52.10 (4);SEMCAD X Version 14.6.14 (7495)

GSM1900 E-Field measurement/Voice_ch 810/Hearing Aid Compatibility Test (101x101x1): Interpolated grid: dx=0.5000 mm, dy=0.5000 mm

Device Reference Point: 0, 0, -6.3 mm
Reference Value = 18.93 V/m; Power Drift = -0.05 dB
Applied MIF = 3.80 dB
RF audio interference level = 27.44 dBV/m
Emission category: M4

MIF scaled E-field

Grid 1 **M4** **24.71 dBV/m**	Grid 2 **M4** **27.37 dBV/m**	Grid 3 **M4** **27.36 dBV/m**
Grid 4 **M4** **25.41 dBV/m**	Grid 5 **M4** **27.44 dBV/m**	Grid 6 **M4** **27.44 dBV/m**
Grid 7 **M4** **27.31 dBV/m**	Grid 8 **M4** **27.87 dBV/m**	Grid 9 **M4** **27.33 dBV/m**



0 dB = 24.75 V/m = 27.87 dBV/m

ANT 1

Communication System: UID 10173 - CAG, LTE-TDD (SC-FDMA, 1 RB, 20 MHz, 16-QAM); Frequency: 2506 MHz; Duty Cycle: 1:8.87156
Phantom section: RF Section
DASY5 Configuration:
- Probe: EF3DV3 - SN4028; ConvF(1, 1, 1) @ 2506 MHz; Calibrated: 9/22/2022
- Sensor-Surface: (Fix Surface)
- Electronics: DAE4 Sn1352; Calibrated: 11/18/2022
- Phantom: HAC Test Arch with AMCC; Type: SD HAC P01 BB
- Measurement SW: DASY52, Version 52.10 (4);SEMCAD X Version 14.6.14 (7495)

LTE Band 41_E-Field measurement/SC-FDMA RB 1/50 20 MHz 16QAM Ch. 39750/Hearing Aid Compatibility Test (101x101x1): Interpolated grid: dx=0.5000 mm, dy=0.5000 mm

Device Reference Point: 0, 0, -6.3 mm
Reference Value = 16.19 V/m; Power Drift = 0.42 dB
Applied MIF = -1.44 dB
RF audio interference level = 22.41 dBV/m
Emission category: M4

MIF scaled E-field

Grid 1 **M4** **19.21 dBV/m**	Grid 2 **M4** **21.84 dBV/m**	Grid 3 **M4** **21.84 dBV/m**
Grid 4 **M4** **19.31 dBV/m**	Grid 5 **M4** **22.41 dBV/m**	Grid 6 **M4** **22.4 dBV/m**
Grid 7 **M4** **21.26 dBV/m**	Grid 8 **M4** **22.98 dBV/m**	Grid 9 **M4** **22.73 dBV/m**



0 dB = 14.09 V/m = 22.98 dBV/m

ANT 1

Communication System: UID 10173 - CAG, LTE-TDD (SC-FDMA, 1 RB, 20 MHz, 16-QAM); Frequency: 2549.5 MHz; Duty Cycle: 1:8.87156
Phantom section: RF Section
DASY5 Configuration:
- Probe: EF3DV3 - SN4028; ConvF(1, 1, 1) @ 2549.5 MHz; Calibrated: 9/22/2022
- Sensor-Surface: (Fix Surface)
- Electronics: DAE4 Sn1352; Calibrated: 11/18/2022
- Phantom: HAC Test Arch with AMCC; Type: SD HAC P01 BB
- Measurement SW: DASY52, Version 52.10 (4);SEMCAD X Version 14.6.14 (7495)

LTE Band 41_E-Field measurement/SC-FDMA RB 1/50 20 MHz 16QAM Ch. 40185/Hearing Aid Compatibility Test (101x101x1): Interpolated grid: dx=0.5000 mm, dy=0.5000 mm

Device Reference Point: 0, 0, -6.3 mm
Reference Value = 15.37 V/m; Power Drift = -0.07 dB
Applied MIF = -1.44 dB
RF audio interference level = 22.18 dBV/m
Emission category: M4

MIF scaled E-field

Grid 1 **M4** **18.04 dBV/m**	Grid 2 **M4** **21.75 dBV/m**	Grid 3 **M4** **21.76 dBV/m**
Grid 4 **M4** **19.2 dBV/m**	Grid 5 **M4** **22.18 dBV/m**	Grid 6 **M4** **22.05 dBV/m**
Grid 7 **M4** **22.95 dBV/m**	Grid 8 **M4** **24.08 dBV/m**	Grid 9 **M4** **23.53 dBV/m**



0 dB = 16.00 V/m = 24.08 dBV/m

ANT 1

Communication System: UID 10173 - CAG, LTE-TDD (SC-FDMA, 1 RB, 20 MHz, 16-QAM); Frequency: 2593 MHz; Duty Cycle: 1:8.87156
Phantom section: RF Section
DASY5 Configuration:
- Probe: EF3DV3 - SN4028; ConvF(1, 1, 1) @ 2593 MHz; Calibrated: 9/22/2022
- Sensor-Surface: (Fix Surface)
- Electronics: DAE4 Sn1352; Calibrated: 11/18/2022
- Phantom: HAC Test Arch with AMCC; Type: SD HAC P01 BB
- Measurement SW: DASY52, Version 52.10 (4);SEMCAD X Version 14.6.14 (7495)

LTE Band 41_E-Field measurement/SC-FDMA RB 1/50 20 MHz 16QAM Ch. 40620/Hearing Aid Compatibility Test (101x101x1): Interpolated grid: dx=0.5000 mm, dy=0.5000 mm

Device Reference Point: 0, 0, -6.3 mm
Reference Value = 15.35 V/m; Power Drift = -0.03 dB
Applied MIF = -1.44 dB
RF audio interference level = 22.44 dBV/m
Emission category: M4

MIF scaled E-field

Grid 1 **M4** **19.72 dBV/m**	Grid 2 **M4** **21.42 dBV/m**	Grid 3 **M4** **21.56 dBV/m**
Grid 4 **M4** **20.8 dBV/m**	Grid 5 **M4** **22.44 dBV/m**	Grid 6 **M4** **22.39 dBV/m**
Grid 7 **M4** **22.41 dBV/m**	Grid 8 **M4** **24.3 dBV/m**	Grid 9 **M4** **23.8 dBV/m**



0 dB = 16.41 V/m = 24.30 dBV/m

ANT 1

Communication System: UID 10173 - CAG, LTE-TDD (SC-FDMA, 1 RB, 20 MHz, 16-QAM); Frequency: 2636.5 MHz; Duty Cycle: 1:8.87156
Phantom section: RF Section
DASY5 Configuration:
- Probe: EF3DV3 - SN4028; ConvF(1, 1, 1) @ 2636.5 MHz; Calibrated: 9/22/2022
- Sensor-Surface: (Fix Surface)
- Electronics: DAE4 Sn1352; Calibrated: 11/18/2022
- Phantom: HAC Test Arch with AMCC; Type: SD HAC P01 BB
- Measurement SW: DASY52, Version 52.10 (4);SEMCAD X Version 14.6.14 (7495)

LTE Band 41_E-Field measurement/SC-FDMA RB 1/50 20 MHz 16QAM Ch. 41055/Hearing Aid Compatibility Test (101x101x1): Interpolated grid: dx=0.5000 mm, dy=0.5000 mm

Device Reference Point: 0, 0, -6.3 mm
Reference Value = 14.58 V/m; Power Drift = -0.07 dB
Applied MIF = -1.44 dB
RF audio interference level = 22.67 dBV/m
Emission category: M4

MIF scaled E-field

Grid 1 **M4** **19.73 dBV/m**	Grid 2 **M4** **20.62 dBV/m**	Grid 3 **M4** **20.84 dBV/m**
Grid 4 **M4** **20.51 dBV/m**	Grid 5 **M4** **22.67 dBV/m**	Grid 6 **M4** **22.65 dBV/m**
Grid 7 **M4** **22.32 dBV/m**	Grid 8 **M4** **24.5 dBV/m**	Grid 9 **M4** **24.26 dBV/m**



0 dB = 16.79 V/m = 24.50 dBV/m

ANT 1

Communication System: UID 10173 - CAG, LTE-TDD (SC-FDMA, 1 RB, 20 MHz, 16-QAM); Frequency: 2680 MHz; Duty Cycle: 1:8.87156
Phantom section: RF Section
DASY5 Configuration:
- Probe: EF3DV3 - SN4028; ConvF(1, 1, 1) @ 2680 MHz; Calibrated: 9/22/2022
- Sensor-Surface: (Fix Surface)
- Electronics: DAE4 Sn1352; Calibrated: 11/18/2022
- Phantom: HAC Test Arch with AMCC; Type: SD HAC P01 BB
- Measurement SW: DASY52, Version 52.10 (4);SEMCAD X Version 14.6.14 (7495)

LTE Band 41_E-Field measurement/SC-FDMA RB 1/50 20 MHz 16QAM Ch. 41490/Hearing Aid Compatibility Test (101x101x1): Interpolated grid: dx=0.5000 mm, dy=0.5000 mm

Device Reference Point: 0, 0, -6.3 mm
Reference Value = 15.91 V/m; Power Drift = -0.06 dB
Applied MIF = -1.44 dB
RF audio interference level = 22.70 dBV/m
Emission category: M4

MIF scaled E-field

Grid 1 **M4** **20.85 dBV/m**	Grid 2 **M4** **21.5 dBV/m**	Grid 3 **M4** **21.55 dBV/m**
Grid 4 **M4** **21.14 dBV/m**	Grid 5 **M4** **22.7 dBV/m**	Grid 6 **M4** **22.71 dBV/m**
Grid 7 **M4** **21.36 dBV/m**	Grid 8 **M4** **24.03 dBV/m**	Grid 9 **M4** **23.82 dBV/m**



0 dB = 15.91 V/m = 24.03 dBV/m

ANT 1

Communication System: UID 10173 - CAG, LTE-TDD (SC-FDMA, 1 RB, 20 MHz, 16-QAM); Frequency: 2506 MHz; Duty Cycle: 1:8.87156
Phantom section: RF Section
DASY5 Configuration:
- Probe: EF3DV3 - SN4028; ConvF(1, 1, 1) @ 2506 MHz; Calibrated: 9/22/2022
- Sensor-Surface: (Fix Surface)
- Electronics: DAE4 Sn1352; Calibrated: 11/18/2022
- Phantom: HAC Test Arch with AMCC; Type: SD HAC P01 BB
- Measurement SW: DASY52, Version 52.10 (4);SEMCAD X Version 14.6.14 (7495)

LTE Band 41_Power Class 2 E-Field measurement/SC-FDMA RB 1/50 20 MHz 16QAM Ch. 39750/Hearing Aid Compatibility Test (101x101x1): Interpolated grid: dx=0.5000 mm, dy=0.5000 mm
Device Reference Point: 0, 0, -6.3 mm
Reference Value = 17.84 V/m; Power Drift = -0.08 dB
Applied MIF = -1.44 dB
RF audio interference level = 22.94 dBV/m
Emission category: M4

MIF scaled E-field

Grid 1 **M4** **20.02 dBV/m**	Grid 2 **M4** **22.43 dBV/m**	Grid 3 **M4** **22.44 dBV/m**
Grid 4 **M4** **19.98 dBV/m**	Grid 5 **M4** **22.94 dBV/m**	Grid 6 **M4** **22.88 dBV/m**
Grid 7 **M4** **21.75 dBV/m**	Grid 8 **M4** **23.58 dBV/m**	Grid 9 **M4** **23.39 dBV/m**



0 dB = 15.10 V/m = 23.58 dBV/m

ANT 1

Communication System: UID 10173 - CAG, LTE-TDD (SC-FDMA, 1 RB, 20 MHz, 16-QAM); Frequency: 2549.5 MHz; Duty Cycle: 1:8.87156
Phantom section: RF Section
DASY5 Configuration:
- Probe: EF3DV3 - SN4028; ConvF(1, 1, 1) @ 2549.5 MHz; Calibrated: 9/22/2022
- Sensor-Surface: (Fix Surface)
- Electronics: DAE4 Sn1352; Calibrated: 11/18/2022
- Phantom: HAC Test Arch with AMCC; Type: SD HAC P01 BB
- Measurement SW: DASY52, Version 52.10 (4);SEMCAD X Version 14.6.14 (7495)

LTE Band 41_Power Class 2 E-Field measurement/SC-FDMA RB 1/50 20 MHz 16QAM Ch. 40185/Hearing Aid Compatibility Test (101x101x1): Interpolated grid: dx=0.5000 mm, dy=0.5000 mm
Device Reference Point: 0, 0, -6.3 mm
Reference Value = 16.77 V/m; Power Drift = -0.50 dB
Applied MIF = -1.44 dB
RF audio interference level = 22.69 dBV/m
Emission category: M4

MIF scaled E-field

Grid 1 **M4** **18.38 dBV/m**	Grid 2 **M4** **21.97 dBV/m**	Grid 3 **M4** **22.02 dBV/m**
Grid 4 **M4** **19.76 dBV/m**	Grid 5 **M4** **22.67 dBV/m**	Grid 6 **M4** **22.69 dBV/m**
Grid 7 **M4** **23.37 dBV/m**	Grid 8 **M4** **24.66 dBV/m**	Grid 9 **M4** **23.98 dBV/m**



0 dB = 17.11 V/m = 24.67 dBV/m

ANT 1

Communication System: UID 10173 - CAG, LTE-TDD (SC-FDMA, 1 RB, 20 MHz, 16-QAM); Frequency: 2593 MHz; Duty Cycle: 1:8.87156
Phantom section: RF Section
DASY5 Configuration:
- Probe: EF3DV3 - SN4028; ConvF(1, 1, 1) @ 2593 MHz; Calibrated: 9/22/2022
- Sensor-Surface: (Fix Surface)
- Electronics: DAE4 Sn1352; Calibrated: 11/18/2022
- Phantom: HAC Test Arch with AMCC; Type: SD HAC P01 BB
- Measurement SW: DASY52, Version 52.10 (4);SEMCAD X Version 14.6.14 (7495)

LTE Band 41_Power Class 2 E-Field measurement/SC-FDMA RB 1/50 20 MHz 16QAM Ch. 40620/Hearing Aid Compatibility Test (101x101x1): Interpolated grid: dx=0.5000 mm, dy=0.5000 mm
Device Reference Point: 0, 0, -6.3 mm
Reference Value = 16.64 V/m; Power Drift = -0.28 dB
Applied MIF = -1.44 dB
RF audio interference level = 23.07 dBV/m
Emission category: M4

MIF scaled E-field

Grid 1 **M4** **20.38 dBV/m**	Grid 2 **M4** **21.75 dBV/m**	Grid 3 **M4** **21.89 dBV/m**
Grid 4 **M4** **20.95 dBV/m**	Grid 5 **M4** **23.07 dBV/m**	Grid 6 **M4** **23.07 dBV/m**
Grid 7 **M4** **23.34 dBV/m**	Grid 8 **M4** **25.01 dBV/m**	Grid 9 **M4** **24.42 dBV/m**



0 dB = 17.80 V/m = 25.01 dBV/m

ANT 1

Communication System: UID 10173 - CAG, LTE-TDD (SC-FDMA, 1 RB, 20 MHz, 16-QAM); Frequency: 2636.5 MHz; Duty Cycle: 1:8.87156
Phantom section: RF Section
DASY5 Configuration:
- Probe: EF3DV3 - SN4028; ConvF(1, 1, 1) @ 2636.5 MHz; Calibrated: 9/22/2022
- Sensor-Surface: (Fix Surface)
- Electronics: DAE4 Sn1352; Calibrated: 11/18/2022
- Phantom: HAC Test Arch with AMCC; Type: SD HAC P01 BB
- Measurement SW: DASY52, Version 52.10 (4);SEMCAD X Version 14.6.14 (7495)

LTE Band 41_Power Class 2 E-Field measurement/SC-FDMA RB 1/50 20 MHz 16QAM Ch. 41055/Hearing Aid Compatibility Test (101x101x1): Interpolated grid: dx=0.5000 mm, dy=0.5000 mm
Device Reference Point: 0, 0, -6.3 mm
Reference Value = 15.63 V/m; Power Drift = -0.03 dB
Applied MIF = -1.44 dB
RF audio interference level = 23.43 dBV/m
Emission category: M4

MIF scaled E-field

Grid 1 **M4** **20.38 dBV/m**	Grid 2 **M4** **21.07 dBV/m**	Grid 3 **M4** **21.32 dBV/m**
Grid 4 **M4** **21.11 dBV/m**	Grid 5 **M4** **23.43 dBV/m**	Grid 6 **M4** **23.43 dBV/m**
Grid 7 **M4** **22.68 dBV/m**	Grid 8 **M4** **25.28 dBV/m**	Grid 9 **M4** **25.08 dBV/m**



0 dB = 18.37 V/m = 25.28 dBV/m

ANT 1

Communication System: UID 10173 - CAG, LTE-TDD (SC-FDMA, 1 RB, 20 MHz, 16-QAM); Frequency: 2680 MHz; Duty Cycle: 1:8.87156
Phantom section: RF Section
DASY5 Configuration:
- Probe: EF3DV3 - SN4028; ConvF(1, 1, 1) @ 2680 MHz; Calibrated: 9/22/2022
- Sensor-Surface: (Fix Surface)
- Electronics: DAE4 Sn1352; Calibrated: 11/18/2022
- Phantom: HAC Test Arch with AMCC; Type: SD HAC P01 BB
- Measurement SW: DASY52, Version 52.10 (4);SEMCAD X Version 14.6.14 (7495)

LTE Band 41_Power Class 2 E-Field measurement/SC-FDMA RB 1/50 20 MHz 16QAM Ch. 41490/Hearing Aid Compatibility Test (101x101x1): Interpolated grid: dx=0.5000 mm, dy=0.5000 mm
Device Reference Point: 0, 0, -6.3 mm
Reference Value = 17.03 V/m; Power Drift = -0.03 dB
Applied MIF = -1.44 dB
RF audio interference level = 23.34 dBV/m
Emission category: M4

MIF scaled E-field

Grid 1 **M4** **21.22 dBV/m**	Grid 2 **M4** **22.29 dBV/m**	Grid 3 **M4** **22.35 dBV/m**
Grid 4 **M4** **21.53 dBV/m**	Grid 5 **M4** **23.34 dBV/m**	Grid 6 **M4** **23.35 dBV/m**
Grid 7 **M4** **21.82 dBV/m**	Grid 8 **M4** **24.63 dBV/m**	Grid 9 **M4** **24.5 dBV/m**



0 dB = 17.03 V/m = 24.62 dBV/m

ANT 1

Communication System: UID 10235 - CAG, LTE-TDD (SC-FDMA, 1 RB, 10 MHz, 16-QAM); Frequency: 2489.2 MHz; Duty Cycle: 1:8.8736
Phantom section: RF Section
DASY5 Configuration:
- Probe: EF3DV3 - SN4028; ConvF(1, 1, 1) @ 2489.2 MHz; Calibrated: 9/22/2022
- Sensor-Surface: (Fix Surface)
- Electronics: DAE4 Sn1352; Calibrated: 11/18/2022
- Phantom: HAC Test Arch with AMCC; Type: SD HAC P01 BB
- Measurement SW: DASY52, Version 52.10 (4);SEMCAD X Version 14.6.14 (7495)

LTE Band 53 E-Field measurement/SC-FDMA RB 1/25 10 MHz 16QAM Ch. 60197/Hearing Aid Compatibility Test (101x101x1): Interpolated grid: dx=0.5000 mm, dy=0.5000 mm

Device Reference Point: 0, 0, -6.3 mm
Reference Value = 12.98 V/m; Power Drift = -0.14 dB
Applied MIF = -1.44 dB
RF audio interference level = 19.59 dBV/m
Emission category: M4

MIF scaled E-field

Grid 1 **M4** **17.45 dBV/m**	Grid 2 **M4** **18.93 dBV/m**	Grid 3 **M4** **18.93 dBV/m**
Grid 4 **M4** **18.66 dBV/m**	Grid 5 **M4** **19.59 dBV/m**	Grid 6 **M4** **19.55 dBV/m**
Grid 7 **M4** **20.04 dBV/m**	Grid 8 **M4** **20.08 dBV/m**	Grid 9 **M4** **19.69 dBV/m**



0 dB = 10.09 V/m = 20.08 dBV/m

ANT 2

Communication System: UID 10023 - DAC, GPRS-FDD (TDMA, GMSK, TN 0); Frequency: 824.2 MHz; Duty Cycle: 1:9.0615
Phantom section: RF Section
DASY5 Configuration:
- Probe: EF3DV3 - SN4028; ConvF(1, 1, 1) @ 824.2 MHz; Calibrated: 9/22/2022
- Sensor-Surface: (Fix Surface)
- Electronics: DAE4 Sn1352; Calibrated: 11/18/2022
- Phantom: HAC Test Arch with AMCC; Type: SD HAC P01 BB
- Measurement SW: DASY52, Version 52.10 (4);SEMCAD X Version 14.6.14 (7495)

GSM850 E-Field measurement/Voice_ch 128/Hearing Aid Compatibility Test (101x101x1): Interpolated grid: dx=0.5000 mm, dy=0.5000 mm

Device Reference Point: 0, 0, -6.3 mm
Reference Value = 112.3 V/m; Power Drift = -0.02 dB
Applied MIF = 3.80 dB
RF audio interference level = 39.83 dBV/m
Emission category: M4

MIF scaled E-field

Grid 1 **M4** **38.21 dBV/m**	Grid 2 **M4** **39.83 dBV/m**	Grid 3 **M4** **38.9 dBV/m**
Grid 4 **M4** **38.21 dBV/m**	Grid 5 **M4** **39.83 dBV/m**	Grid 6 **M4** **38.93 dBV/m**
Grid 7 **M4** **37.27 dBV/m**	Grid 8 **M4** **38.94 dBV/m**	Grid 9 **M4** **38.11 dBV/m**



0 dB = 98.11 V/m = 39.83 dBV/m

ANT 2

Communication System: UID 10023 - DAC, GPRS-FDD (TDMA, GMSK, TN 0); Frequency: 836.6 MHz; Duty Cycle: 1:9.0615
Phantom section: RF Section
DASY5 Configuration:
- Probe: EF3DV3 - SN4028; ConvF(1, 1, 1) @ 836.6 MHz; Calibrated: 9/22/2022
- Sensor-Surface: (Fix Surface)
- Electronics: DAE4 Sn1352; Calibrated: 11/18/2022
- Phantom: HAC Test Arch with AMCC; Type: SD HAC P01 BB
- Measurement SW: DASY52, Version 52.10 (4);SEMCAD X Version 14.6.14 (7495)

GSM850 E-Field measurement/Voice_ch 190/Hearing Aid Compatibility Test (101x101x1): Interpolated grid: dx=0.5000 mm, dy=0.5000 mm

Device Reference Point: 0, 0, -6.3 mm
Reference Value = 115.4 V/m; Power Drift = -0.01 dB
Applied MIF = 3.80 dB
RF audio interference level = 40.11 dBV/m
Emission category: M3

MIF scaled E-field

Grid 1 **M4** **38.39 dBV/m**	Grid 2 **M3** **40.11 dBV/m**	Grid 3 **M4** **39.37 dBV/m**
Grid 4 **M4** **38.39 dBV/m**	Grid 5 **M3** **40.11 dBV/m**	Grid 6 **M4** **39.4 dBV/m**
Grid 7 **M4** **37.3 dBV/m**	Grid 8 **M4** **39.2 dBV/m**	Grid 9 **M4** **38.61 dBV/m**



0 dB = 101.2 V/m = 40.10 dBV/m

ANT 2

Communication System: UID 10023 - DAC, GPRS-FDD (TDMA, GMSK, TN 0); Frequency: 848.6 MHz; Duty Cycle: 1:9.0615
Phantom section: RF Section
DASY5 Configuration:
- Probe: EF3DV3 - SN4028; ConvF(1, 1, 1) @ 848.6 MHz; Calibrated: 9/22/2022
- Sensor-Surface: (Fix Surface)
- Electronics: DAE4 Sn1352; Calibrated: 11/18/2022
- Phantom: HAC Test Arch with AMCC; Type: SD HAC P01 BB
- Measurement SW: DASY52, Version 52.10 (4);SEMCAD X Version 14.6.14 (7495)

GSM850 E-Field measurement/Voice_ch 251/Hearing Aid Compatibility Test (101x101x1): Interpolated grid: dx=0.5000 mm, dy=0.5000 mm

Device Reference Point: 0, 0, -6.3 mm
Reference Value = 113.0 V/m; Power Drift = 0.06 dB
Applied MIF = 3.80 dB
RF audio interference level = 39.91 dBV/m
Emission category: M4

MIF scaled E-field

Grid 1 **M4** **38.44 dBV/m**	Grid 2 **M4** **39.9 dBV/m**	Grid 3 **M4** **39.1 dBV/m**
Grid 4 **M4** **38.45 dBV/m**	Grid 5 **M4** **39.91 dBV/m**	Grid 6 **M4** **39.1 dBV/m**
Grid 7 **M4** **37.47 dBV/m**	Grid 8 **M4** **39.09 dBV/m**	Grid 9 **M4** **38.39 dBV/m**



0 dB = 99.02 V/m = 39.91 dBV/m

ANT 2

Communication System: UID 10023 - DAC, GPRS-FDD (TDMA, GMSK, TN 0); Frequency: 1850.2 MHz; Duty Cycle: 1:9.0615
Phantom section: RF Section
DASY5 Configuration:
- Probe: EF3DV3 - SN4028; ConvF(1, 1, 1) @ 1850.2 MHz; Calibrated: 9/22/2022
- Sensor-Surface: (Fix Surface)
- Electronics: DAE4 Sn1352; Calibrated: 11/18/2022
- Phantom: HAC Test Arch with AMCC; Type: SD HAC P01 BB
- Measurement SW: DASY52, Version 52.10 (4);SEMCAD X Version 14.6.14 (7495)

GSM1900 E-Field measurement/Voice_ch 512/Hearing Aid Compatibility Test (101x101x1): Interpolated grid: dx=0.5000 mm, dy=0.5000 mm

Device Reference Point: 0, 0, -6.3 mm
Reference Value = 33.83 V/m; Power Drift = -0.02 dB
Applied MIF = 3.80 dB
RF audio interference level = 32.67 dBV/m
Emission category: M3

MIF scaled E-field

Grid 1 **M2** **35.43 dBV/m**	Grid 2 **M2** **35.36 dBV/m**	Grid 3 **M3** **31.39 dBV/m**
Grid 4 **M3** **31.85 dBV/m**	Grid 5 **M3** **32.63 dBV/m**	Grid 6 **M3** **32.57 dBV/m**
Grid 7 **M4** **28.43 dBV/m**	Grid 8 **M3** **32.67 dBV/m**	Grid 9 **M3** **32.59 dBV/m**

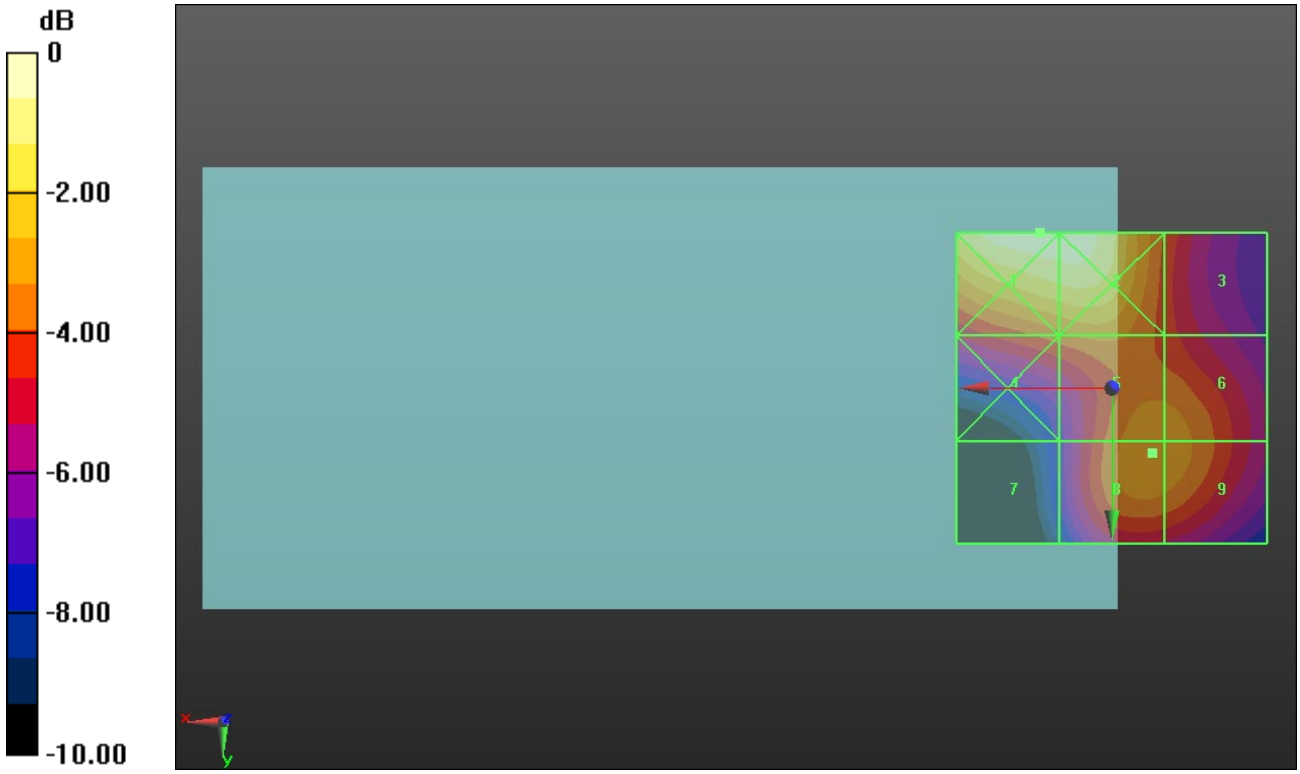

0 dB = 59.06 V/m = 35.43 dBV/m

ANT 2

Communication System: UID 10023 - DAC, GPRS-FDD (TDMA, GMSK, TN 0); Frequency: 1880 MHz; Duty Cycle: 1:9.0615
Phantom section: RF Section
DASY5 Configuration:
- Probe: EF3DV3 - SN4028; ConvF(1, 1, 1) @ 1880 MHz; Calibrated: 9/22/2022
- Sensor-Surface: (Fix Surface)
- Electronics: DAE4 Sn1352; Calibrated: 11/18/2022
- Phantom: HAC Test Arch with AMCC; Type: SD HAC P01 BB
- Measurement SW: DASY52, Version 52.10 (4);SEMCAD X Version 14.6.14 (7495)

GSM1900 E-Field measurement/Voice_ch 661/Hearing Aid Compatibility Test (101x101x1): Interpolated grid: dx=0.5000 mm, dy=0.5000 mm

Device Reference Point: 0, 0, -6.3 mm
Reference Value = 28.69 V/m; Power Drift = -0.05 dB
Applied MIF = 3.80 dB
RF audio interference level = 31.63 dBV/m
Emission category: M3

MIF scaled E-field

Grid 1 **M2** **35.53 dBV/m**	Grid 2 **M2** **35.25 dBV/m**	Grid 3 **M3** **31.25 dBV/m**
Grid 4 **M3** **31.33 dBV/m**	Grid 5 **M3** **31.63 dBV/m**	Grid 6 **M3** **31.21 dBV/m**
Grid 7 **M4** **26.77 dBV/m**	Grid 8 **M3** **31.28 dBV/m**	Grid 9 **M3** **31.23 dBV/m**

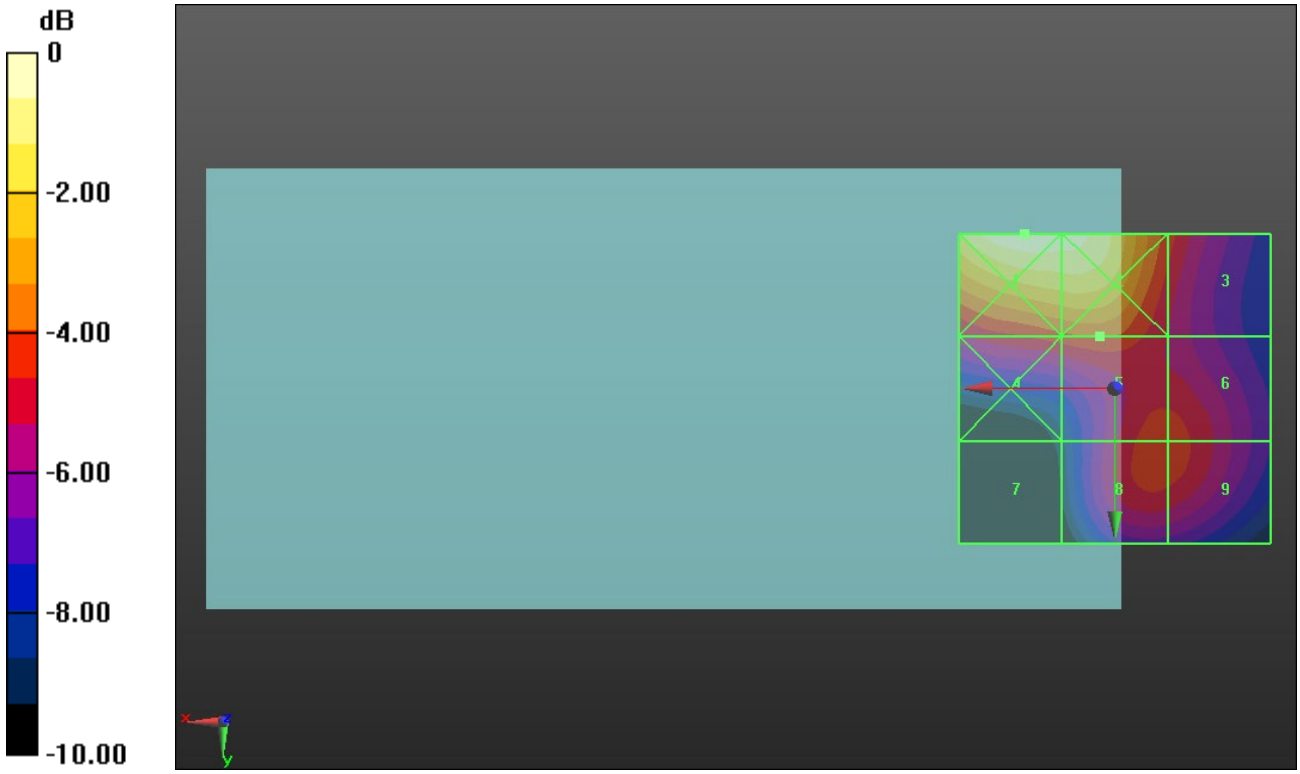

0 dB = 59.78 V/m = 35.53 dBV/m

ANT 2

Communication System: UID 10023 - DAC, GPRS-FDD (TDMA, GMSK, TN 0); Frequency: 1909.8 MHz; Duty Cycle: 1:9.0615
Phantom section: RF Section
DASY5 Configuration:
- Probe: EF3DV3 - SN4028; ConvF(1, 1, 1) @ 1909.8 MHz; Calibrated: 9/22/2022
- Sensor-Surface: (Fix Surface)
- Electronics: DAE4 Sn1352; Calibrated: 11/18/2022
- Phantom: HAC Test Arch with AMCC; Type: SD HAC P01 BB
- Measurement SW: DASY52, Version 52.10 (4);SEMCAD X Version 14.6.14 (7495)

GSM1900 E-Field measurement/Voice_ch 810/Hearing Aid Compatibility Test (101x101x1): Interpolated grid: dx=0.5000 mm, dy=0.5000 mm

Device Reference Point: 0, 0, -6.3 mm
Reference Value = 25.70 V/m; Power Drift = 0.05 dB
Applied MIF = 3.80 dB
RF audio interference level = 31.42 dBV/m
Emission category: M3

MIF scaled E-field

Grid 1 **M2** **35.54 dBV/m**	Grid 2 **M2** **35.31 dBV/m**	Grid 3 **M3** **31.21 dBV/m**
Grid 4 **M3** **31.35 dBV/m**	Grid 5 **M3** **31.42 dBV/m**	Grid 6 **M4** **29.99 dBV/m**
Grid 7 **M4** **25.68 dBV/m**	Grid 8 **M3** **30.02 dBV/m**	Grid 9 **M4** **29.99 dBV/m**



0 dB = 59.84 V/m = 35.54 dBV/m

ANT 2

Communication System: UID 10173 - CAG, LTE-TDD (SC-FDMA, 1 RB, 20 MHz, 16-QAM); Frequency: 2506 MHz; Duty Cycle: 1:8.87156
Phantom section: RF Section
DASY5 Configuration:
- Probe: EF3DV3 - SN4028; ConvF(1, 1, 1) @ 2506 MHz; Calibrated: 9/22/2022
- Sensor-Surface: (Fix Surface)
- Electronics: DAE4 Sn1352; Calibrated: 11/18/2022
- Phantom: HAC Test Arch with AMCC; Type: SD HAC P01 BB
- Measurement SW: DASY52, Version 52.10 (4);SEMCAD X Version 14.6.14 (7495)

LTE Band 41_E-Field measurement/SC-FDMA RB 1/50 20 MHz 16QAM Ch. 39750/Hearing Aid Compatibility Test (101x101x1): Interpolated grid: dx=0.5000 mm, dy=0.5000 mm

Device Reference Point: 0, 0, -6.3 mm
Reference Value = 42.43 V/m; Power Drift = 0.11 dB
Applied MIF = -1.44 dB
RF audio interference level = 28.53 dBV/m
Emission category: M4

MIF scaled E-field

Grid 1 **M4** **28.27 dBV/m**	Grid 2 **M4** **28.53 dBV/m**	Grid 3 **M4** **28.25 dBV/m**
Grid 4 **M4** **25.77 dBV/m**	Grid 5 **M4** **28.34 dBV/m**	Grid 6 **M4** **27.88 dBV/m**
Grid 7 **M4** **27.19 dBV/m**	Grid 8 **M4** **29.06 dBV/m**	Grid 9 **M4** **28.55 dBV/m**



0 dB = 28.39 V/m = 29.06 dBV/m

ANT 2

Communication System: UID 10173 - CAG, LTE-TDD (SC-FDMA, 1 RB, 20 MHz, 16-QAM); Frequency: 2549.5 MHz; Duty Cycle: 1:8.87156
Phantom section: RF Section
DASY5 Configuration:
- Probe: EF3DV3 - SN4028; ConvF(1, 1, 1) @ 2549.5 MHz; Calibrated: 9/22/2022
- Sensor-Surface: (Fix Surface)
- Electronics: DAE4 Sn1352; Calibrated: 11/18/2022
- Phantom: HAC Test Arch with AMCC; Type: SD HAC P01 BB
- Measurement SW: DASY52, Version 52.10 (4);SEMCAD X Version 14.6.14 (7495)

LTE Band 41_E-Field measurement/SC-FDMA RB 1/50 20 MHz 16QAM Ch. 40185/Hearing Aid Compatibility Test (101x101x1): Interpolated grid: dx=0.5000 mm, dy=0.5000 mm

Device Reference Point: 0, 0, -6.3 mm
Reference Value = 31.89 V/m; Power Drift = -0.10 dB
Applied MIF = -1.44 dB
RF audio interference level = 25.64 dBV/m
Emission category: M4

MIF scaled E-field

Grid 1 **M4** **25.38 dBV/m**	Grid 2 **M4** **25.64 dBV/m**	Grid 3 **M4** **25.58 dBV/m**
Grid 4 **M4** **23.95 dBV/m**	Grid 5 **M4** **25.24 dBV/m**	Grid 6 **M4** **25.14 dBV/m**
Grid 7 **M4** **24.84 dBV/m**	Grid 8 **M4** **27.94 dBV/m**	Grid 9 **M4** **27.61 dBV/m**



0 dB = 24.96 V/m = 27.94 dBV/m

ANT 2

Communication System: UID 10173 - CAG, LTE-TDD (SC-FDMA, 1 RB, 20 MHz, 16-QAM); Frequency: 2593 MHz; Duty Cycle: 1:8.87156
Phantom section: RF Section
DASY5 Configuration:
- Probe: EF3DV3 - SN4028; ConvF(1, 1, 1) @ 2593 MHz; Calibrated: 9/22/2022
- Sensor-Surface: (Fix Surface)
- Electronics: DAE4 Sn1352; Calibrated: 11/18/2022
- Phantom: HAC Test Arch with AMCC; Type: SD HAC P01 BB
- Measurement SW: DASY52, Version 52.10 (4);SEMCAD X Version 14.6.14 (7495)

LTE Band 41_E-Field measurement/SC-FDMA RB 1/50 20 MHz 16QAM Ch. 40620/Hearing Aid Compatibility Test (101x101x1): Interpolated grid: dx=0.5000 mm, dy=0.5000 mm

Device Reference Point: 0, 0, -6.3 mm
Reference Value = 38.25 V/m; Power Drift = 0.27 dB
Applied MIF = -1.44 dB
RF audio interference level = 27.00 dBV/m
Emission category: M4

MIF scaled E-field

Grid 1 **M4** **25.54 dBV/m**	Grid 2 **M4** **26.89 dBV/m**	Grid 3 **M4** **26.27 dBV/m**
Grid 4 **M4** **25.95 dBV/m**	Grid 5 **M4** **27 dBV/m**	Grid 6 **M4** **25.95 dBV/m**
Grid 7 **M4** **25.03 dBV/m**	Grid 8 **M4** **28.35 dBV/m**	Grid 9 **M4** **27.99 dBV/m**



0 dB = 26.14 V/m = 28.35 dBV/m

ANT 2

Communication System: UID 10173 - CAG, LTE-TDD (SC-FDMA, 1 RB, 20 MHz, 16-QAM); Frequency: 2636.5 MHz; Duty Cycle: 1:8.87156
Phantom section: RF Section
DASY5 Configuration:
- Probe: EF3DV3 - SN4028; ConvF(1, 1, 1) @ 2636.5 MHz; Calibrated: 9/22/2022
- Sensor-Surface: (Fix Surface)
- Electronics: DAE4 Sn1352; Calibrated: 11/18/2022
- Phantom: HAC Test Arch with AMCC; Type: SD HAC P01 BB
- Measurement SW: DASY52, Version 52.10 (4);SEMCAD X Version 14.6.14 (7495)

LTE Band 41_E-Field measurement/SC-FDMA RB 1/50 20 MHz 16QAM Ch. 41055/Hearing Aid Compatibility Test (101x101x1): Interpolated grid: dx=0.5000 mm, dy=0.5000 mm

Device Reference Point: 0, 0, -6.3 mm
Reference Value = 38.28 V/m; Power Drift = 0.09 dB
Applied MIF = -1.44 dB
RF audio interference level = 26.66 dBV/m

Emission category: M4

MIF scaled E-field

Grid 1 **M4** **24.78 dBV/m**	Grid 2 **M4** **26.63 dBV/m**	Grid 3 **M4** **25.9 dBV/m**
Grid 4 **M4** **25.26 dBV/m**	Grid 5 **M4** **26.66 dBV/m**	Grid 6 **M4** **25.71 dBV/m**
Grid 7 **M4** **24.5 dBV/m**	Grid 8 **M4** **27.7 dBV/m**	Grid 9 **M4** **27.33 dBV/m**



0 dB = 24.27 V/m = 27.70 dBV/m

ANT 2

Communication System: UID 10173 - CAG, LTE-TDD (SC-FDMA, 1 RB, 20 MHz, 16-QAM); Frequency: 2680 MHz; Duty Cycle: 1:8.87156
Phantom section: RF Section
DASY5 Configuration:
- Probe: EF3DV3 - SN4028; ConvF(1, 1, 1) @ 2680 MHz; Calibrated: 9/22/2022
- Sensor-Surface: (Fix Surface)
- Electronics: DAE4 Sn1352; Calibrated: 11/18/2022
- Phantom: HAC Test Arch with AMCC; Type: SD HAC P01 BB
- Measurement SW: DASY52, Version 52.10 (4);SEMCAD X Version 14.6.14 (7495)

LTE Band 41_E-Field measurement/SC-FDMA RB 1/50 20 MHz 16QAM Ch. 41490/Hearing Aid Compatibility Test (101x101x1): Interpolated grid: dx=0.5000 mm, dy=0.5000 mm

Device Reference Point: 0, 0, -6.3 mm
Reference Value = 37.43 V/m; Power Drift = 0.05 dB
Applied MIF = -1.44 dB
RF audio interference level = 26.28 dBV/m
Emission category: M4

MIF scaled E-field

Grid 1 **M4** **24.59 dBV/m**	Grid 2 **M4** **26.28 dBV/m**	Grid 3 **M4** **25.66 dBV/m**
Grid 4 **M4** **24.31 dBV/m**	Grid 5 **M4** **26.27 dBV/m**	Grid 6 **M4** **25.36 dBV/m**
Grid 7 **M4** **25.06 dBV/m**	Grid 8 **M4** **27.43 dBV/m**	Grid 9 **M4** **26.88 dBV/m**



0 dB = 23.53 V/m = 27.43 dBV/m

ANT 2

Communication System: UID 10173 - CAG, LTE-TDD (SC-FDMA, 1 RB, 20 MHz, 16-QAM); Frequency: 2506 MHz; Duty Cycle: 1:8.87156
Phantom section: RF Section
DASY5 Configuration:
- Probe: EF3DV3 - SN4028; ConvF(1, 1, 1) @ 2506 MHz; Calibrated: 9/22/2022
- Sensor-Surface: (Fix Surface)
- Electronics: DAE4 Sn1352; Calibrated: 11/18/2022
- Phantom: HAC Test Arch with AMCC; Type: SD HAC P01 BB
- Measurement SW: DASY52, Version 52.10 (4);SEMCAD X Version 14.6.14 (7495)

LTE Band 41_Power Class 2 E-Field measurement/SC-FDMA RB 1/50 20 MHz 16QAM Ch. 39750/Hearing Aid Compatibility Test (101x101x1): Interpolated grid: dx=0.5000 mm, dy=0.5000 mm

Device Reference Point: 0, 0, -6.3 mm
Reference Value = 41.95 V/m; Power Drift = -0.10 dB
Applied MIF = -1.44 dB
RF audio interference level = 28.30 dBV/m
Emission category: M4

MIF scaled E-field

Grid 1 **M4** **28.3 dBV/m**	Grid 2 **M4** **27.9 dBV/m**	Grid 3 **M4** **27.84 dBV/m**
Grid 4 **M4** **24.98 dBV/m**	Grid 5 **M4** **27.79 dBV/m**	Grid 6 **M4** **27.55 dBV/m**
Grid 7 **M4** **27.11 dBV/m**	Grid 8 **M4** **29.08 dBV/m**	Grid 9 **M4** **28.15 dBV/m**



0 dB = 28.45 V/m = 29.08 dBV/m

ANT 2

Communication System: UID 10173 - CAG, LTE-TDD (SC-FDMA, 1 RB, 20 MHz, 16-QAM); Frequency: 2549.5 MHz; Duty Cycle: 1:8.87156
Phantom section: RF Section
DASY5 Configuration:
- Probe: EF3DV3 - SN4028; ConvF(1, 1, 1) @ 2549.5 MHz; Calibrated: 9/22/2022
- Sensor-Surface: (Fix Surface)
- Electronics: DAE4 Sn1352; Calibrated: 11/18/2022
- Phantom: HAC Test Arch with AMCC; Type: SD HAC P01 BB
- Measurement SW: DASY52, Version 52.10 (4);SEMCAD X Version 14.6.14 (7495)

LTE Band 41_Power Class 2 E-Field measurement/SC-FDMA RB 1/50 20 MHz 16QAM Ch. 40185/Hearing Aid Compatibility Test (101x101x1): Interpolated grid: dx=0.5000 mm, dy=0.5000 mm

Device Reference Point: 0, 0, -6.3 mm
Reference Value = 30.50 V/m; Power Drift = 0.12 dB
Applied MIF = -1.44 dB
RF audio interference level = 25.56 dBV/m
Emission category: M4

MIF scaled E-field

Grid 1 **M4** **25.11 dBV/m**	Grid 2 **M4** **25.56 dBV/m**	Grid 3 **M4** **25.56 dBV/m**
Grid 4 **M4** **23.79 dBV/m**	Grid 5 **M4** **24.97 dBV/m**	Grid 6 **M4** **24.82 dBV/m**
Grid 7 **M4** **24.6 dBV/m**	Grid 8 **M4** **27.71 dBV/m**	Grid 9 **M4** **27.35 dBV/m**



0 dB = 24.31 V/m = 27.72 dBV/m

ANT 2

Communication System: UID 10173 - CAG, LTE-TDD (SC-FDMA, 1 RB, 20 MHz, 16-QAM); Frequency: 2593 MHz; Duty Cycle: 1:8.87156
Phantom section: RF Section
DASY5 Configuration:
- Probe: EF3DV3 - SN4028; ConvF(1, 1, 1) @ 2593 MHz; Calibrated: 9/22/2022
- Sensor-Surface: (Fix Surface)
- Electronics: DAE4 Sn1352; Calibrated: 11/18/2022
- Phantom: HAC Test Arch with AMCC; Type: SD HAC P01 BB
- Measurement SW: DASY52, Version 52.10 (4);SEMCAD X Version 14.6.14 (7495)

LTE Band 41_Power Class 2 E-Field measurement/SC-FDMA RB 1/50 20 MHz 16QAM Ch. 40620/Hearing Aid Compatibility Test (101x101x1): Interpolated grid: dx=0.5000 mm, dy=0.5000 mm

Device Reference Point: 0, 0, -6.3 mm
Reference Value = 41.84 V/m; Power Drift = -0.08 dB
Applied MIF = -1.44 dB
RF audio interference level = 27.19 dBV/m
Emission category: M4

MIF scaled E-field

Grid 1 **M4** **25.81 dBV/m**	Grid 2 **M4** **27.16 dBV/m**	Grid 3 **M4** **26.4 dBV/m**
Grid 4 **M4** **26.14 dBV/m**	Grid 5 **M4** **27.19 dBV/m**	Grid 6 **M4** **26.09 dBV/m**
Grid 7 **M4** **25.04 dBV/m**	Grid 8 **M4** **28.5 dBV/m**	Grid 9 **M4** **28.19 dBV/m**



0 dB = 26.60 V/m = 28.50 dBV/m

ANT 2

Communication System: UID 10173 - CAG, LTE-TDD (SC-FDMA, 1 RB, 20 MHz, 16-QAM); Frequency: 2636.5 MHz; Duty Cycle: 1:8.87156
Phantom section: RF Section
DASY5 Configuration:
- Probe: EF3DV3 - SN4028; ConvF(1, 1, 1) @ 2636.5 MHz; Calibrated: 9/22/2022
- Sensor-Surface: (Fix Surface)
- Electronics: DAE4 Sn1352; Calibrated: 11/18/2022
- Phantom: HAC Test Arch with AMCC; Type: SD HAC P01 BB
- Measurement SW: DASY52, Version 52.10 (4);SEMCAD X Version 14.6.14 (7495)

LTE Band 41_Power Class 2 E-Field measurement/SC-FDMA RB 1/50 20 MHz 16QAM Ch. 41055/Hearing Aid Compatibility Test (101x101x1): Interpolated grid: dx=0.5000 mm, dy=0.5000 mm

Device Reference Point: 0, 0, -6.3 mm
Reference Value = 40.33 V/m; Power Drift = 0.06 dB
Applied MIF = -1.44 dB
RF audio interference level = 26.76 dBV/m
Emission category: M4

MIF scaled E-field

Grid 1 **M4** **24.79 dBV/m**	Grid 2 **M4** **26.7 dBV/m**	Grid 3 **M4** **26.06 dBV/m**
Grid 4 **M4** **25.13 dBV/m**	Grid 5 **M4** **26.76 dBV/m**	Grid 6 **M4** **25.82 dBV/m**
Grid 7 **M4** **24.44 dBV/m**	Grid 8 **M4** **27.95 dBV/m**	Grid 9 **M4** **27.6 dBV/m**



0 dB = 24.97 V/m = 27.95 dBV/m

ANT 2

Communication System: UID 10173 - CAG, LTE-TDD (SC-FDMA, 1 RB, 20 MHz, 16-QAM); Frequency: 2680 MHz; Duty Cycle: 1:8.87156
Phantom section: RF Section
DASY5 Configuration:
- Probe: EF3DV3 - SN4028; ConvF(1, 1, 1) @ 2680 MHz; Calibrated: 9/22/2022
- Sensor-Surface: (Fix Surface)
- Electronics: DAE4 Sn1352; Calibrated: 11/18/2022
- Phantom: HAC Test Arch with AMCC; Type: SD HAC P01 BB
- Measurement SW: DASY52, Version 52.10 (4);SEMCAD X Version 14.6.14 (7495)

LTE Band 41_Power Class 2 E-Field measurement/SC-FDMA RB 1/50 20 MHz 16QAM Ch. 41490/Hearing Aid Compatibility Test (101x101x1): Interpolated grid: dx=0.5000 mm, dy=0.5000 mm

Device Reference Point: 0, 0, -6.3 mm
Reference Value = 39.63 V/m; Power Drift = -0.11 dB
Applied MIF = -1.44 dB
RF audio interference level = 26.33 dBV/m
Emission category: M4

MIF scaled E-field

Grid 1 **M4** **24.2 dBV/m**	Grid 2 **M4** **26.24 dBV/m**	Grid 3 **M4** **25.43 dBV/m**
Grid 4 **M4** **24.05 dBV/m**	Grid 5 **M4** **26.33 dBV/m**	Grid 6 **M4** **25.28 dBV/m**
Grid 7 **M4** **24.91 dBV/m**	Grid 8 **M4** **27.6 dBV/m**	Grid 9 **M4** **26.98 dBV/m**



0 dB = 23.98 V/m = 27.60 dBV/m

ANT 2

Communication System: UID 10235 - CAG, LTE-TDD (SC-FDMA, 1 RB, 10 MHz, 16-QAM); Frequency: 2489.2 MHz; Duty Cycle: 1:8.8736
Phantom section: RF Section
DASY5 Configuration:
- Probe: EF3DV3 - SN4028; ConvF(1, 1, 1) @ 2489.2 MHz; Calibrated: 9/22/2022
- Sensor-Surface: (Fix Surface)
- Electronics: DAE4 Sn1352; Calibrated: 11/18/2022
- Phantom: HAC Test Arch with AMCC; Type: SD HAC P01 BB
- Measurement SW: DASY52, Version 52.10 (4);SEMCAD X Version 14.6.14 (7495)

LTE Band 53 E-Field measurement/SC-FDMA RB 1/25 10 MHz 16QAM Ch. 60197/Hearing Aid Compatibility Test (101x101x1): Interpolated grid: dx=0.5000 mm, dy=0.5000 mm

Device Reference Point: 0, 0, -6.3 mm
Reference Value = 32.25 V/m; Power Drift = -0.02 dB
Applied MIF = -1.44 dB
RF audio interference level = 25.90 dBV/m
Emission category: M4

MIF scaled E-field

Grid 1 **M4** **25.38 dBV/m**	Grid 2 **M4** **25.9 dBV/m**	Grid 3 **M4** **25.44 dBV/m**
Grid 4 **M4** **23.38 dBV/m**	Grid 5 **M4** **25.8 dBV/m**	Grid 6 **M4** **25.17 dBV/m**
Grid 7 **M4** **24.16 dBV/m**	Grid 8 **M4** **26.31 dBV/m**	Grid 9 **M4** **25.7 dBV/m**



0 dB = 20.67 V/m = 26.31 dBV/m

ANT 3

Communication System: UID 10023 - DAC, GPRS-FDD (TDMA, GMSK, TN 0); Frequency: 1850.2 MHz; Duty Cycle: 1:9.0615
Phantom section: RF Section
DASY5 Configuration:
- Probe: EF3DV3 - SN4028; ConvF(1, 1, 1) @ 1850.2 MHz; Calibrated: 9/22/2022
- Sensor-Surface: (Fix Surface)
- Electronics: DAE4 Sn1352; Calibrated: 11/18/2022
- Phantom: HAC Test Arch with AMCC; Type: SD HAC P01 BB
- Measurement SW: DASY52, Version 52.10 (4);SEMCAD X Version 14.6.14 (7495)

GSM1900 E-Field measurement/Voice_ch 512/Hearing Aid Compatibility Test (101x101x1): Interpolated grid: dx=0.5000 mm, dy=0.5000 mm

Device Reference Point: 0, 0, -6.3 mm
Reference Value = 24.44 V/m; Power Drift = -0.09 dB
Applied MIF = 3.80 dB
RF audio interference level = 30.75 dBV/m
Emission category: M3

MIF scaled E-field

Grid 1 **M3** **30.35 dBV/m**	Grid 2 **M3** **30.85 dBV/m**	Grid 3 **M3** **30.22 dBV/m**
Grid 4 **M4** **27.31 dBV/m**	Grid 5 **M4** **29.91 dBV/m**	Grid 6 **M4** **29.9 dBV/m**
Grid 7 **M4** **28.45 dBV/m**	Grid 8 **M3** **30.75 dBV/m**	Grid 9 **M3** **30.63 dBV/m**



0 dB = 34.87 V/m = 30.85 dBV/m

ANT 3

Communication System: UID 10023 - DAC, GPRS-FDD (TDMA, GMSK, TN 0); Frequency: 1880 MHz; Duty Cycle: 1:9.0615
Phantom section: RF Section
DASY5 Configuration:
- Probe: EF3DV3 - SN4028; ConvF(1, 1, 1) @ 1880 MHz; Calibrated: 9/22/2022
- Sensor-Surface: (Fix Surface)
- Electronics: DAE4 Sn1352; Calibrated: 11/18/2022
- Phantom: HAC Test Arch with AMCC; Type: SD HAC P01 BB
- Measurement SW: DASY52, Version 52.10 (4);SEMCAD X Version 14.6.14 (7495)

GSM1900 E-Field measurement/Voice_ch 661/Hearing Aid Compatibility Test (101x101x1): Interpolated grid: dx=0.5000 mm, dy=0.5000 mm

Device Reference Point: 0, 0, -6.3 mm
Reference Value = 22.68 V/m; Power Drift = 0.24 dB
Applied MIF = 3.80 dB
RF audio interference level = 30.39 dBV/m
Emission category: M3

MIF scaled E-field

Grid 1 **M3** **31.62 dBV/m**	Grid 2 **M3** **31.48 dBV/m**	Grid 3 **M3** **30.32 dBV/m**
Grid 4 **M4** **27.81 dBV/m**	Grid 5 **M4** **29.29 dBV/m**	Grid 6 **M4** **29.33 dBV/m**
Grid 7 **M4** **27.42 dBV/m**	Grid 8 **M3** **30.39 dBV/m**	Grid 9 **M3** **30.15 dBV/m**



0 dB = 38.09 V/m = 31.62 dBV/m

ANT 3

Communication System: UID 10023 - DAC, GPRS-FDD (TDMA, GMSK, TN 0); Frequency: 1909.8 MHz; Duty Cycle: 1:9.0615
Phantom section: RF Section
DASY5 Configuration:
- Probe: EF3DV3 - SN4028; ConvF(1, 1, 1) @ 1909.8 MHz; Calibrated: 9/22/2022
- Sensor-Surface: (Fix Surface)
- Electronics: DAE4 Sn1352; Calibrated: 11/18/2022
- Phantom: HAC Test Arch with AMCC; Type: SD HAC P01 BB
- Measurement SW: DASY52, Version 52.10 (4);SEMCAD X Version 14.6.14 (7495)

GSM1900 E-Field measurement/Voice_ch 810/Hearing Aid Compatibility Test (101x101x1): Interpolated grid: dx=0.5000 mm, dy=0.5000 mm

Device Reference Point: 0, 0, -6.3 mm
Reference Value = 24.89 V/m; Power Drift = -0.41 dB
Applied MIF = 3.80 dB
RF audio interference level = 30.92 dBV/m
Emission category: M3

MIF scaled E-field

Grid 1 **M3** **32.07 dBV/m**	Grid 2 **M3** **32.29 dBV/m**	Grid 3 **M3** **30.69 dBV/m**
Grid 4 **M4** **28.15 dBV/m**	Grid 5 **M4** **29.71 dBV/m**	Grid 6 **M4** **29.61 dBV/m**
Grid 7 **M4** **27.7 dBV/m**	Grid 8 **M3** **30.92 dBV/m**	Grid 9 **M3** **30.8 dBV/m**



0 dB = 41.16 V/m = 32.29 dBV/m

ANT 3

Communication System: UID 10173 - CAG, LTE-TDD (SC-FDMA, 1 RB, 20 MHz, 16-QAM); Frequency: 2506 MHz; Duty Cycle: 1:8.87156
Phantom section: RF Section
DASY5 Configuration:
- Probe: EF3DV3 - SN4028; ConvF(1, 1, 1) @ 2506 MHz; Calibrated: 9/22/2022
- Sensor-Surface: (Fix Surface)
- Electronics: DAE4 Sn1352; Calibrated: 11/18/2022
- Phantom: HAC Test Arch with AMCC; Type: SD HAC P01 BB
- Measurement SW: DASY52, Version 52.10 (4);SEMCAD X Version 14.6.14 (7495)

LTE Band 41_E-Field measurement/SC-FDMA RB 1/50 20 MHz 16QAM Ch. 39750/Hearing Aid Compatibility Test (101x101x1): Interpolated grid: dx=0.5000 mm, dy=0.5000 mm

Device Reference Point: 0, 0, -6.3 mm
Reference Value = 17.69 V/m; Power Drift = 0.04 dB
Applied MIF = -1.44 dB
RF audio interference level = 23.08 dBV/m
Emission category: M4

MIF scaled E-field

Grid 1 **M4** **24.67 dBV/m**	Grid 2 **M4** **25.92 dBV/m**	Grid 3 **M4** **25.18 dBV/m**
Grid 4 **M4** **20.78 dBV/m**	Grid 5 **M4** **23.08 dBV/m**	Grid 6 **M4** **23.06 dBV/m**
Grid 7 **M4** **18.78 dBV/m**	Grid 8 **M4** **21.79 dBV/m**	Grid 9 **M4** **21.98 dBV/m**



0 dB = 19.76 V/m = 25.92 dBV/m

ANT 3

Communication System: UID 10173 - CAG, LTE-TDD (SC-FDMA, 1 RB, 20 MHz, 16-QAM); Frequency: 2549.5 MHz; Duty Cycle: 1:8.87156
Phantom section: RF Section
DASY5 Configuration:
- Probe: EF3DV3 - SN4028; ConvF(1, 1, 1) @ 2549.5 MHz; Calibrated: 9/22/2022
- Sensor-Surface: (Fix Surface)
- Electronics: DAE4 Sn1352; Calibrated: 11/18/2022
- Phantom: HAC Test Arch with AMCC; Type: SD HAC P01 BB
- Measurement SW: DASY52, Version 52.10 (4);SEMCAD X Version 14.6.14 (7495)

LTE Band 41_E-Field measurement/SC-FDMA RB 1/50 20 MHz 16QAM Ch. 40185/Hearing Aid Compatibility Test (101x101x1): Interpolated grid: dx=0.5000 mm, dy=0.5000 mm

Device Reference Point: 0, 0, -6.3 mm
Reference Value = 17.79 V/m; Power Drift = -0.16 dB
Applied MIF = -1.44 dB
RF audio interference level = 22.72 dBV/m
Emission category: M4

MIF scaled E-field

Grid 1 **M4** **23.6 dBV/m**	Grid 2 **M4** **24.81 dBV/m**	Grid 3 **M4** **24.06 dBV/m**
Grid 4 **M4** **20.48 dBV/m**	Grid 5 **M4** **22.72 dBV/m**	Grid 6 **M4** **22.38 dBV/m**
Grid 7 **M4** **19.08 dBV/m**	Grid 8 **M4** **20.43 dBV/m**	Grid 9 **M4** **20.53 dBV/m**



0 dB = 17.40 V/m = 24.81 dBV/m

ANT 3

Communication System: UID 10173 - CAG, LTE-TDD (SC-FDMA, 1 RB, 20 MHz, 16-QAM); Frequency: 2593 MHz; Duty Cycle: 1:8.87156
Phantom section: RF Section
DASY5 Configuration:
- Probe: EF3DV3 - SN4028; ConvF(1, 1, 1) @ 2593 MHz; Calibrated: 9/22/2022
- Sensor-Surface: (Fix Surface)
- Electronics: DAE4 Sn1352; Calibrated: 11/18/2022
- Phantom: HAC Test Arch with AMCC; Type: SD HAC P01 BB
- Measurement SW: DASY52, Version 52.10 (4);SEMCAD X Version 14.6.14 (7495)

LTE Band 41_E-Field measurement/SC-FDMA RB 1/50 20 MHz 16QAM Ch. 40620/Hearing Aid Compatibility Test (101x101x1): Interpolated grid: dx=0.5000 mm, dy=0.5000 mm

Device Reference Point: 0, 0, -6.3 mm
Reference Value = 19.44 V/m; Power Drift = 0.15 dB
Applied MIF = -1.44 dB
RF audio interference level = 24.41 dBV/m
Emission category: M4

MIF scaled E-field

Grid 1 **M4** **25.57 dBV/m**	Grid 2 **M4** **27.29 dBV/m**	Grid 3 **M4** **26.44 dBV/m**
Grid 4 **M4** **21.73 dBV/m**	Grid 5 **M4** **24.41 dBV/m**	Grid 6 **M4** **24.23 dBV/m**
Grid 7 **M4** **21.73 dBV/m**	Grid 8 **M4** **22.02 dBV/m**	Grid 9 **M4** **22.23 dBV/m**



0 dB = 23.15 V/m = 27.29 dBV/m

ANT 3

Communication System: UID 10173 - CAG, LTE-TDD (SC-FDMA, 1 RB, 20 MHz, 16-QAM); Frequency: 2636.5 MHz; Duty Cycle: 1:8.87156
Phantom section: RF Section
DASY5 Configuration:
- Probe: EF3DV3 - SN4028; ConvF(1, 1, 1) @ 2636.5 MHz; Calibrated: 9/22/2022
- Sensor-Surface: (Fix Surface)
- Electronics: DAE4 Sn1352; Calibrated: 11/18/2022
- Phantom: HAC Test Arch with AMCC; Type: SD HAC P01 BB
- Measurement SW: DASY52, Version 52.10 (4);SEMCAD X Version 14.6.14 (7495)

LTE Band 41_E-Field measurement/SC-FDMA RB 1/50 20 MHz 16QAM Ch. 41055/Hearing Aid Compatibility Test (101x101x1): Interpolated grid: dx=0.5000 mm, dy=0.5000 mm

Device Reference Point: 0, 0, -6.3 mm
Reference Value = 18.97 V/m; Power Drift = -0.04 dB
Applied MIF = -1.44 dB
RF audio interference level = 24.09 dBV/m
Emission category: M4

MIF scaled E-field

Grid 1 **M4** **24.11 dBV/m**	Grid 2 **M4** **26.21 dBV/m**	Grid 3 **M4** **25.55 dBV/m**
Grid 4 **M4** **21.06 dBV/m**	Grid 5 **M4** **24.09 dBV/m**	Grid 6 **M4** **23.85 dBV/m**
Grid 7 **M4** **21.73 dBV/m**	Grid 8 **M4** **20.56 dBV/m**	Grid 9 **M4** **21.39 dBV/m**



0 dB = 20.44 V/m = 26.21 dBV/m

ANT 3

Communication System: UID 10173 - CAG, LTE-TDD (SC-FDMA, 1 RB, 20 MHz, 16-QAM); Frequency: 2680 MHz; Duty Cycle: 1:8.87156
Phantom section: RF Section
DASY5 Configuration:
- Probe: EF3DV3 - SN4028; ConvF(1, 1, 1) @ 2680 MHz; Calibrated: 9/22/2022
- Sensor-Surface: (Fix Surface)
- Electronics: DAE4 Sn1352; Calibrated: 11/18/2022
- Phantom: HAC Test Arch with AMCC; Type: SD HAC P01 BB
- Measurement SW: DASY52, Version 52.10 (4);SEMCAD X Version 14.6.14 (7495)

LTE Band 41_E-Field measurement/SC-FDMA RB 1/50 20 MHz 16QAM Ch. 41490/Hearing Aid Compatibility Test (101x101x1): Interpolated grid: dx=0.5000 mm, dy=0.5000 mm

Device Reference Point: 0, 0, -6.3 mm
Reference Value = 20.32 V/m; Power Drift = 0.27 dB
Applied MIF = -1.44 dB
RF audio interference level = 24.79 dBV/m
Emission category: M4

MIF scaled E-field

Grid 1 **M4** **24.08 dBV/m**	Grid 2 **M4** **26.23 dBV/m**	Grid 3 **M4** **25.58 dBV/m**
Grid 4 **M4** **22.22 dBV/m**	Grid 5 **M4** **24.79 dBV/m**	Grid 6 **M4** **24.15 dBV/m**
Grid 7 **M4** **22.68 dBV/m**	Grid 8 **M4** **20.27 dBV/m**	Grid 9 **M4** **20.48 dBV/m**



0 dB = 20.49 V/m = 26.23 dBV/m

ANT 3

Communication System: UID 10173 - CAG, LTE-TDD (SC-FDMA, 1 RB, 20 MHz, 16-QAM); Frequency: 2506 MHz; Duty Cycle: 1:8.87156
Phantom section: RF Section
DASY5 Configuration:
- Probe: EF3DV3 - SN4028; ConvF(1, 1, 1) @ 2506 MHz; Calibrated: 9/22/2022
- Sensor-Surface: (Fix Surface)
- Electronics: DAE4 Sn1352; Calibrated: 11/18/2022
- Phantom: HAC Test Arch with AMCC; Type: SD HAC P01 BB
- Measurement SW: DASY52, Version 52.10 (4);SEMCAD X Version 14.6.14 (7495)

LTE Band 41_Power Class 2 E-Field measurement/SC-FDMA RB 1/50 20 MHz 16QAM Ch. 39750/Hearing Aid Compatibility Test (101x101x1): Interpolated grid: dx=0.5000 mm, dy=0.5000 mm
Device Reference Point: 0, 0, -6.3 mm
Reference Value = 44.58 V/m; Power Drift = -0.17 dB
Applied MIF = -1.44 dB
RF audio interference level = 28.29 dBV/m
Emission category: M4

MIF scaled E-field

Grid 1 **M4** **28.28 dBV/m**	Grid 2 **M4** **28.29 dBV/m**	Grid 3 **M4** **28.04 dBV/m**
Grid 4 **M4** **25.59 dBV/m**	Grid 5 **M4** **28.16 dBV/m**	Grid 6 **M4** **27.74 dBV/m**
Grid 7 **M4** **27.07 dBV/m**	Grid 8 **M4** **29.22 dBV/m**	Grid 9 **M4** **28.46 dBV/m**



0 dB = 28.90 V/m = 29.22 dBV/m

ANT 3

Communication System: UID 10173 - CAG, LTE-TDD (SC-FDMA, 1 RB, 20 MHz, 16-QAM); Frequency: 2549.5 MHz; Duty Cycle: 1:8.87156
Phantom section: RF Section
DASY5 Configuration:
- Probe: EF3DV3 - SN4028; ConvF(1, 1, 1) @ 2549.5 MHz; Calibrated: 9/22/2022
- Sensor-Surface: (Fix Surface)
- Electronics: DAE4 Sn1352; Calibrated: 11/18/2022
- Phantom: HAC Test Arch with AMCC; Type: SD HAC P01 BB
- Measurement SW: DASY52, Version 52.10 (4);SEMCAD X Version 14.6.14 (7495)

LTE Band 41_Power Class 2 E-Field measurement/SC-FDMA RB 1/50 20 MHz 16QAM Ch. 40185/Hearing Aid Compatibility Test (101x101x1): Interpolated grid: dx=0.5000 mm, dy=0.5000 mm

Device Reference Point: 0, 0, -6.3 mm
Reference Value = 33.40 V/m; Power Drift = -0.03 dB
Applied MIF = -1.44 dB
RF audio interference level = 25.91 dBV/m
Emission category: M4

MIF scaled E-field

Grid 1 **M4** **25.32 dBV/m**	Grid 2 **M4** **25.91 dBV/m**	Grid 3 **M4** **25.87 dBV/m**
Grid 4 **M4** **24.39 dBV/m**	Grid 5 **M4** **25.45 dBV/m**	Grid 6 **M4** **25.33 dBV/m**
Grid 7 **M4** **24.68 dBV/m**	Grid 8 **M4** **28.11 dBV/m**	Grid 9 **M4** **27.8 dBV/m**



0 dB = 25.44 V/m = 28.11 dBV/m

ANT 3

Communication System: UID 10173 - CAG, LTE-TDD (SC-FDMA, 1 RB, 20 MHz, 16-QAM); Frequency: 2593 MHz; Duty Cycle: 1:8.87156
Phantom section: RF Section
DASY5 Configuration:
- Probe: EF3DV3 - SN4028; ConvF(1, 1, 1) @ 2593 MHz; Calibrated: 9/22/2022
- Sensor-Surface: (Fix Surface)
- Electronics: DAE4 Sn1352; Calibrated: 11/18/2022
- Phantom: HAC Test Arch with AMCC; Type: SD HAC P01 BB
- Measurement SW: DASY52, Version 52.10 (4);SEMCAD X Version 14.6.14 (7495)

LTE Band 41_Power Class 2 E-Field measurement/SC-FDMA RB 1/50 20 MHz 16QAM Ch. 40620/Hearing Aid Compatibility Test (101x101x1): Interpolated grid: dx=0.5000 mm, dy=0.5000 mm
Device Reference Point: 0, 0, -6.3 mm
Reference Value = 40.54 V/m; Power Drift = 0.05 dB
Applied MIF = -1.44 dB
RF audio interference level = 27.26 dBV/m
Emission category: M4

MIF scaled E-field

Grid 1 **M4** **25.38 dBV/m**	Grid 2 **M4** **27.16 dBV/m**	Grid 3 **M4** **26.42 dBV/m**
Grid 4 **M4** **25.81 dBV/m**	Grid 5 **M4** **27.26 dBV/m**	Grid 6 **M4** **26.17 dBV/m**
Grid 7 **M4** **25.21 dBV/m**	Grid 8 **M4** **28.6 dBV/m**	Grid 9 **M4** **28.25 dBV/m**



0 dB = 26.90 V/m = 28.60 dBV/m

ANT 3

Communication System: UID 10173 - CAG, LTE-TDD (SC-FDMA, 1 RB, 20 MHz, 16-QAM); Frequency: 2636.5 MHz; Duty Cycle: 1:8.87156
Phantom section: RF Section
DASY5 Configuration:
- Probe: EF3DV3 - SN4028; ConvF(1, 1, 1) @ 2636.5 MHz; Calibrated: 9/22/2022
- Sensor-Surface: (Fix Surface)
- Electronics: DAE4 Sn1352; Calibrated: 11/18/2022
- Phantom: HAC Test Arch with AMCC; Type: SD HAC P01 BB
- Measurement SW: DASY52, Version 52.10 (4);SEMCAD X Version 14.6.14 (7495)

LTE Band 41_Power Class 2 E-Field measurement/SC-FDMA RB 1/50 20 MHz 16QAM Ch. 41055/Hearing Aid Compatibility Test (101x101x1): Interpolated grid: dx=0.5000 mm, dy=0.5000 mm
Device Reference Point: 0, 0, -6.3 mm
Reference Value = 40.82 V/m; Power Drift = -0.27 dB
Applied MIF = -1.44 dB
RF audio interference level = 26.63 dBV/m
Emission category: M4

MIF scaled E-field

Grid 1 **M4** **24.79 dBV/m**	Grid 2 **M4** **26.6 dBV/m**	Grid 3 **M4** **25.75 dBV/m**
Grid 4 **M4** **25.06 dBV/m**	Grid 5 **M4** **26.62 dBV/m**	Grid 6 **M4** **25.45 dBV/m**
Grid 7 **M4** **24.41 dBV/m**	Grid 8 **M4** **27.97 dBV/m**	Grid 9 **M4** **27.63 dBV/m**



0 dB = 25.04 V/m = 27.97 dBV/m

ANT 3

Communication System: UID 10173 - CAG, LTE-TDD (SC-FDMA, 1 RB, 20 MHz, 16-QAM); Frequency: 2680 MHz; Duty Cycle: 1:8.87156
Phantom section: RF Section
DASY5 Configuration:
- Probe: EF3DV3 - SN4028; ConvF(1, 1, 1) @ 2680 MHz; Calibrated: 9/22/2022
- Sensor-Surface: (Fix Surface)
- Electronics: DAE4 Sn1352; Calibrated: 11/18/2022
- Phantom: HAC Test Arch with AMCC; Type: SD HAC P01 BB
- Measurement SW: DASY52, Version 52.10 (4);SEMCAD X Version 14.6.14 (7495)

LTE Band 41_Power Class 2 E-Field measurement/SC-FDMA RB 1/50 20 MHz 16QAM Ch. 41490/Hearing Aid Compatibility Test (101x101x1): Interpolated grid: dx=0.5000 mm, dy=0.5000 mm

Device Reference Point: 0, 0, -6.3 mm
Reference Value = 40.02 V/m; Power Drift = -0.10 dB
Applied MIF = -1.44 dB
RF audio interference level = 26.45 dBV/m
Emission category: M4

MIF scaled E-field

Grid 1 **M4** **24.51 dBV/m**	Grid 2 **M4** **26.45 dBV/m**	Grid 3 **M4** **25.71 dBV/m**
Grid 4 **M4** **24.52 dBV/m**	Grid 5 **M4** **26.43 dBV/m**	Grid 6 **M4** **25.41 dBV/m**
Grid 7 **M4** **24.96 dBV/m**	Grid 8 **M4** **27.66 dBV/m**	Grid 9 **M4** **27.06 dBV/m**



0 dB = 24.17 V/m = 27.67 dBV/m

ANT 3

Communication System: UID 10061 - CAB, IEEE 802.11b WiFi 2.4 GHz (DSSS, 11 Mbps); Frequency: 2417 MHz; Duty Cycle: 1:2.29034
Phantom section: RF Section
DASY5 Configuration:
- Probe: EF3DV3 - SN4028; ConvF(1, 1, 1) @ 2417 MHz; Calibrated: 9/22/2022
- Sensor-Surface: (Fix Surface)
- Electronics: DAE4 Sn1352; Calibrated: 11/18/2022
- Phantom: HAC Test Arch with AMCC; Type: SD HAC P01 BB
- Measurement SW: DASY52, Version 52.10 (4);SEMCAD X Version 14.6.14 (7495)

802.11b E-Field measurement/IEEE 802.11b_OFDM 11 Mbps Ch. 2/Hearing Aid Compatibility Test (101x101x1): Interpolated grid: dx=0.5000 mm, dy=0.5000 mm

Device Reference Point: 0, 0, -6.3 mm
Reference Value = 6.857 V/m; Power Drift = -0.75 dB
Applied MIF = -2.02 dB
RF audio interference level = 13.77 dBV/m
Emission category: M4

MIF scaled E-field

Grid 1 **M4** **14.54 dBV/m**	Grid 2 **M4** **13.67 dBV/m**	Grid 3 **M4** **12.88 dBV/m**
Grid 4 **M4** **14.22 dBV/m**	Grid 5 **M4** **13.77 dBV/m**	Grid 6 **M4** **12.83 dBV/m**
Grid 7 **M4** **13.89 dBV/m**	Grid 8 **M4** **13.22 dBV/m**	Grid 9 **M4** **12.3 dBV/m**



0 dB = 5.330 V/m = 14.53 dBV/m

ANT 3

Communication System: UID 10061 - CAB, IEEE 802.11b WiFi 2.4 GHz (DSSS, 11 Mbps); Frequency: 2437 MHz; Duty Cycle: 1:2.29034
Phantom section: RF Section
DASY5 Configuration:
- Probe: EF3DV3 - SN4028; ConvF(1, 1, 1) @ 2437 MHz; Calibrated: 9/22/2022
- Sensor-Surface: (Fix Surface)
- Electronics: DAE4 Sn1352; Calibrated: 11/18/2022
- Phantom: HAC Test Arch with AMCC; Type: SD HAC P01 BB
- Measurement SW: DASY52, Version 52.10 (4);SEMCAD X Version 14.6.14 (7495)

802.11b E-Field measurement/IEEE 802.11b_OFDM 11 Mbps Ch. 6/Hearing Aid Compatibility Test (101x101x1): Interpolated grid: dx=0.5000 mm, dy=0.5000 mm

Device Reference Point: 0, 0, -6.3 mm
Reference Value = 6.877 V/m; Power Drift = 0.50 dB
Applied MIF = -2.02 dB
RF audio interference level = 13.82 dBV/m
Emission category: M4

MIF scaled E-field

Grid 1 **M4** **13.88 dBV/m**	Grid 2 **M4** **13.88 dBV/m**	Grid 3 **M4** **12.1 dBV/m**
Grid 4 **M4** **14.22 dBV/m**	Grid 5 **M4** **13.82 dBV/m**	Grid 6 **M4** **12.45 dBV/m**
Grid 7 **M4** **13.55 dBV/m**	Grid 8 **M4** **13.5 dBV/m**	Grid 9 **M4** **11.79 dBV/m**



0 dB = 5.139 V/m = 14.22 dBV/m

ANT 3

Communication System: UID 10061 - CAB, IEEE 802.11b WiFi 2.4 GHz (DSSS, 11 Mbps); Frequency: 2462 MHz; Duty Cycle: 1:2.29034
Phantom section: RF Section
DASY5 Configuration:
- Probe: EF3DV3 - SN4028; ConvF(1, 1, 1) @ 2462 MHz; Calibrated: 9/22/2022
- Sensor-Surface: (Fix Surface)
- Electronics: DAE4 Sn1352; Calibrated: 11/18/2022
- Phantom: HAC Test Arch with AMCC; Type: SD HAC P01 BB
- Measurement SW: DASY52, Version 52.10 (4);SEMCAD X Version 14.6.14 (7495)

802.11b E-Field measurement/IEEE 802.11b_OFDM 11 Mbps Ch. 11/Hearing Aid Compatibility Test (101x101x1): Interpolated grid: dx=0.5000 mm, dy=0.5000 mm

Device Reference Point: 0, 0, -6.3 mm
Reference Value = 7.257 V/m; Power Drift = -0.57 dB
Applied MIF = -2.02 dB
RF audio interference level = 13.77 dBV/m
Emission category: M4

MIF scaled E-field

Grid 1 **M4** **14.41 dBV/m**	Grid 2 **M4** **13.86 dBV/m**	Grid 3 **M4** **12.27 dBV/m**
Grid 4 **M4** **14.35 dBV/m**	Grid 5 **M4** **13.77 dBV/m**	Grid 6 **M4** **12.29 dBV/m**
Grid 7 **M4** **13.62 dBV/m**	Grid 8 **M4** **13.37 dBV/m**	Grid 9 **M4** **12.07 dBV/m**



0 dB = 5.254 V/m = 14.41 dBV/m

ANT 3

Communication System: UID 10077 - CAB, IEEE 802.11g WiFi 2.4 GHz (DSSS/OFDM, 54 Mbps); Frequency: 2422 MHz; Duty Cycle: 1:12.5777
Phantom section: RF Section
DASY5 Configuration:
- Probe: EF3DV3 - SN4028; ConvF(1, 1, 1) @ 2422 MHz; Calibrated: 9/22/2022
- Sensor-Surface: (Fix Surface)
- Electronics: DAE4 Sn1352; Calibrated: 11/18/2022
- Phantom: HAC Test Arch with AMCC; Type: SD HAC P01 BB
- Measurement SW: DASY52, Version 52.10 (4);SEMCAD X Version 14.6.14 (7495)

802.11g E-Field measurement/IEEE 802.11g_OFDM 54 Mbps Ch. 3/Hearing Aid Compatibility Test (101x101x1): Interpolated grid: dx=0.5000 mm, dy=0.5000 mm

Device Reference Point: 0, 0, -6.3 mm
Reference Value = 6.819 V/m; Power Drift = 0.68 dB
Applied MIF = 0.12 dB
RF audio interference level = 15.77 dBV/m
Emission category: M4

MIF scaled E-field

Grid 1 **M4** **16.37 dBV/m**	Grid 2 **M4** **15.7 dBV/m**	Grid 3 **M4** **14.32 dBV/m**
Grid 4 **M4** **15.95 dBV/m**	Grid 5 **M4** **15.77 dBV/m**	Grid 6 **M4** **14.75 dBV/m**
Grid 7 **M4** **15.45 dBV/m**	Grid 8 **M4** **15.51 dBV/m**	Grid 9 **M4** **14.13 dBV/m**



0 dB = 6.582 V/m = 16.37 dBV/m

ANT 3

Communication System: UID 10077 - CAB, IEEE 802.11g WiFi 2.4 GHz (DSSS/OFDM, 54 Mbps); Frequency: 2437 MHz; Duty Cycle: 1:12.5777
Phantom section: RF Section
DASY5 Configuration:
- Probe: EF3DV3 - SN4028; ConvF(1, 1, 1) @ 2437 MHz; Calibrated: 9/22/2022
- Sensor-Surface: (Fix Surface)
- Electronics: DAE4 Sn1352; Calibrated: 11/18/2022
- Phantom: HAC Test Arch with AMCC; Type: SD HAC P01 BB
- Measurement SW: DASY52, Version 52.10 (4);SEMCAD X Version 14.6.14 (7495)

802.11g E-Field measurement/IEEE 802.11g_OFDM 54 Mbps Ch. 6/Hearing Aid Compatibility Test (101x101x1): Interpolated grid: dx=0.5000 mm, dy=0.5000 mm

Device Reference Point: 0, 0, -6.3 mm
Reference Value = 6.619 V/m; Power Drift = 0.57 dB
Applied MIF = 0.12 dB
RF audio interference level = 15.71 dBV/m
Emission category: M4

MIF scaled E-field

Grid 1 **M4** **16.87 dBV/m**	Grid 2 **M4** **15.71 dBV/m**	Grid 3 **M4** **14.6 dBV/m**
Grid 4 **M4** **16.49 dBV/m**	Grid 5 **M4** **15.52 dBV/m**	Grid 6 **M4** **14.07 dBV/m**
Grid 7 **M4** **15.98 dBV/m**	Grid 8 **M4** **15.53 dBV/m**	Grid 9 **M4** **14.17 dBV/m**



0 dB = 6.978 V/m = 16.87 dBV/m

ANT 3

Communication System: UID 10077 - CAB, IEEE 802.11g WiFi 2.4 GHz (DSSS/OFDM, 54 Mbps); Frequency: 2452 MHz; Duty Cycle: 1:12.5777
Phantom section: RF Section
DASY5 Configuration:
- Probe: EF3DV3 - SN4028; ConvF(1, 1, 1) @ 2452 MHz; Calibrated: 9/22/2022
- Sensor-Surface: (Fix Surface)
- Electronics: DAE4 Sn1352; Calibrated: 11/18/2022
- Phantom: HAC Test Arch with AMCC; Type: SD HAC P01 BB
- Measurement SW: DASY52, Version 52.10 (4);SEMCAD X Version 14.6.14 (7495)

802.11g E-Field measurement/IEEE 802.11g_OFDM 54 Mbps Ch. 9/Hearing Aid Compatibility Test (101x101x1): Interpolated grid: dx=0.5000 mm, dy=0.5000 mm

Device Reference Point: 0, 0, -6.3 mm
Reference Value = 7.276 V/m; Power Drift = 0.15 dB
Applied MIF = 0.12 dB
RF audio interference level = 16.15 dBV/m
Emission category: M4

MIF scaled E-field

Grid 1 **M4** **16.62 dBV/m**	Grid 2 **M4** **16.15 dBV/m**	Grid 3 **M4** **14.89 dBV/m**
Grid 4 **M4** **16.81 dBV/m**	Grid 5 **M4** **16.06 dBV/m**	Grid 6 **M4** **15.07 dBV/m**
Grid 7 **M4** **16.37 dBV/m**	Grid 8 **M4** **15.73 dBV/m**	Grid 9 **M4** **14.57 dBV/m**



0 dB = 6.924 V/m = 16.81 dBV/m

ANT 4

Communication System: UID 10023 - DAC, GPRS-FDD (TDMA, GMSK, TN 0); Frequency: 1850.2 MHz; Duty Cycle: 1:9.0615
Phantom section: RF Section
DASY5 Configuration:
- Probe: EF3DV3 - SN4028; ConvF(1, 1, 1) @ 1850.2 MHz; Calibrated: 9/22/2022
- Sensor-Surface: (Fix Surface)
- Electronics: DAE4 Sn1352; Calibrated: 11/18/2022
- Phantom: HAC Test Arch with AMCC; Type: SD HAC P01 BB
- Measurement SW: DASY52, Version 52.10 (4);SEMCAD X Version 14.6.14 (7495)

GSM1900 E-Field measurement/Voice_ch 512/Hearing Aid Compatibility Test (101x101x1): Interpolated grid: dx=0.5000 mm, dy=0.5000 mm

Device Reference Point: 0, 0, -6.3 mm
Reference Value = 21.88 V/m; Power Drift = -0.05 dB
Applied MIF = 3.80 dB
RF audio interference level = 29.07 dBV/m
Emission category: M4

MIF scaled E-field

Grid 1 **M4** **28.07 dBV/m**	Grid 2 **M4** **29.07 dBV/m**	Grid 3 **M4** **28.52 dBV/m**
Grid 4 **M4** **26.96 dBV/m**	Grid 5 **M4** **28.77 dBV/m**	Grid 6 **M4** **28.46 dBV/m**
Grid 7 **M3** **31.66 dBV/m**	Grid 8 **M3** **32.85 dBV/m**	Grid 9 **M3** **32.07 dBV/m**



0 dB = 43.93 V/m = 32.86 dBV/m

ANT 4

Communication System: UID 10023 - DAC, GPRS-FDD (TDMA, GMSK, TN 0); Frequency: 1880 MHz; Duty Cycle: 1:9.0615
Phantom section: RF Section
DASY5 Configuration:
- Probe: EF3DV3 - SN4028; ConvF(1, 1, 1) @ 1880 MHz; Calibrated: 9/22/2022
- Sensor-Surface: (Fix Surface)
- Electronics: DAE4 Sn1352; Calibrated: 11/18/2022
- Phantom: HAC Test Arch with AMCC; Type: SD HAC P01 BB
- Measurement SW: DASY52, Version 52.10 (4);SEMCAD X Version 14.6.14 (7495)

GSM1900 E-Field measurement/Voice_ch 661/Hearing Aid Compatibility Test (101x101x1): Interpolated grid: dx=0.5000 mm, dy=0.5000 mm

Device Reference Point: 0, 0, -6.3 mm
Reference Value = 25.11 V/m; Power Drift = -0.22 dB
Applied MIF = 3.80 dB
RF audio interference level = 30.24 dBV/m
Emission category: M3

MIF scaled E-field

Grid 1 **M4** **28.13 dBV/m**	Grid 2 **M4** **29.12 dBV/m**	Grid 3 **M4** **28.75 dBV/m**
Grid 4 **M4** **27.94 dBV/m**	Grid 5 **M3** **30.24 dBV/m**	Grid 6 **M3** **30 dBV/m**
Grid 7 **M3** **32.38 dBV/m**	Grid 8 **M3** **33.77 dBV/m**	Grid 9 **M3** **33.11 dBV/m**



0 dB = 48.81 V/m = 33.77 dBV/m

ANT 4

Communication System: UID 10023 - DAC, GPRS-FDD (TDMA, GMSK, TN 0); Frequency: 1909.8 MHz; Duty Cycle: 1:9.0615
Phantom section: RF Section
DASY5 Configuration:
- Probe: EF3DV3 - SN4028; ConvF(1, 1, 1) @ 1909.8 MHz; Calibrated: 9/22/2022
- Sensor-Surface: (Fix Surface)
- Electronics: DAE4 Sn1352; Calibrated: 11/18/2022
- Phantom: HAC Test Arch with AMCC; Type: SD HAC P01 BB
- Measurement SW: DASY52, Version 52.10 (4);SEMCAD X Version 14.6.14 (7495)

GSM1900 E-Field measurement/Voice_ch 810/Hearing Aid Compatibility Test (101x101x1): Interpolated grid: dx=0.5000 mm, dy=0.5000 mm

Device Reference Point: 0, 0, -6.3 mm
Reference Value = 27.22 V/m; Power Drift = -0.19 dB
Applied MIF = 3.80 dB
RF audio interference level = 31.11 dBV/m
Emission category: M3

MIF scaled E-field

Grid 1 **M4** **28.2 dBV/m**	Grid 2 **M4** **29.18 dBV/m**	Grid 3 **M4** **28.79 dBV/m**
Grid 4 **M4** **28.93 dBV/m**	Grid 5 **M3** **31.11 dBV/m**	Grid 6 **M3** **30.84 dBV/m**
Grid 7 **M3** **33.27 dBV/m**	Grid 8 **M3** **34.57 dBV/m**	Grid 9 **M3** **33.71 dBV/m**



0 dB = 53.50 V/m = 34.57 dBV/m

ANT 4

Communication System: UID 10173 - CAG, LTE-TDD (SC-FDMA, 1 RB, 20 MHz, 16-QAM); Frequency: 2506 MHz; Duty Cycle: 1:8.87156
Phantom section: RF Section
DASY5 Configuration:
- Probe: EF3DV3 - SN4028; ConvF(1, 1, 1) @ 2506 MHz; Calibrated: 9/22/2022
- Sensor-Surface: (Fix Surface)
- Electronics: DAE4 Sn1352; Calibrated: 11/18/2022
- Phantom: HAC Test Arch with AMCC; Type: SD HAC P01 BB
- Measurement SW: DASY52, Version 52.10 (4);SEMCAD X Version 14.6.14 (7495)

LTE Band 41_E-Field measurement/SC-FDMA RB 1/50 20 MHz 16QAM Ch. 39750/Hearing Aid Compatibility Test (101x101x1): Interpolated grid: dx=0.5000 mm, dy=0.5000 mm

Device Reference Point: 0, 0, -6.3 mm
Reference Value = 38.30 V/m; Power Drift = 0.01 dB
Applied MIF = -1.44 dB
RF audio interference level = 28.32 dBV/m
Emission category: M4

MIF scaled E-field

Grid 1 **M4** **22.6 dBV/m**	Grid 2 **M4** **25.77 dBV/m**	Grid 3 **M4** **25.72 dBV/m**
Grid 4 **M4** **26.09 dBV/m**	Grid 5 **M4** **28.32 dBV/m**	Grid 6 **M4** **27.96 dBV/m**
Grid 7 **M4** **28.83 dBV/m**	Grid 8 **M3** **30.3 dBV/m**	Grid 9 **M4** **29.43 dBV/m**



0 dB = 32.72 V/m = 30.30 dBV/m

ANT 4

Communication System: UID 10173 - CAG, LTE-TDD (SC-FDMA, 1 RB, 20 MHz, 16-QAM); Frequency: 2549.5 MHz; Duty Cycle: 1:8.87156
Phantom section: RF Section
DASY5 Configuration:
- Probe: EF3DV3 - SN4028; ConvF(1, 1, 1) @ 2549.5 MHz; Calibrated: 9/22/2022
- Sensor-Surface: (Fix Surface)
- Electronics: DAE4 Sn1352; Calibrated: 11/18/2022
- Phantom: HAC Test Arch with AMCC; Type: SD HAC P01 BB
- Measurement SW: DASY52, Version 52.10 (4);SEMCAD X Version 14.6.14 (7495)

LTE Band 41_E-Field measurement/SC-FDMA RB 1/50 20 MHz 16QAM Ch. 40185/Hearing Aid Compatibility Test (101x101x1): Interpolated grid: dx=0.5000 mm, dy=0.5000 mm

Device Reference Point: 0, 0, -6.3 mm
Reference Value = 35.37 V/m; Power Drift = -0.10 dB
Applied MIF = -1.44 dB
RF audio interference level = 27.65 dBV/m
Emission category: M4

MIF scaled E-field

Grid 1 **M4** **22.08 dBV/m**	Grid 2 **M4** **25.39 dBV/m**	Grid 3 **M4** **25.34 dBV/m**
Grid 4 **M4** **25.29 dBV/m**	Grid 5 **M4** **27.65 dBV/m**	Grid 6 **M4** **27.46 dBV/m**
Grid 7 **M4** **28 dBV/m**	Grid 8 **M4** **29.67 dBV/m**	Grid 9 **M4** **28.74 dBV/m**



0 dB = 30.44 V/m = 29.67 dBV/m

ANT 4

Communication System: UID 10173 - CAG, LTE-TDD (SC-FDMA, 1 RB, 20 MHz, 16-QAM); Frequency: 2593 MHz; Duty Cycle: 1:8.87156
Phantom section: RF Section
DASY5 Configuration:
- Probe: EF3DV3 - SN4028; ConvF(1, 1, 1) @ 2593 MHz; Calibrated: 9/22/2022
- Sensor-Surface: (Fix Surface)
- Electronics: DAE4 Sn1352; Calibrated: 11/18/2022
- Phantom: HAC Test Arch with AMCC; Type: SD HAC P01 BB
- Measurement SW: DASY52, Version 52.10 (4);SEMCAD X Version 14.6.14 (7495)

LTE Band 41_E-Field measurement/SC-FDMA RB 1/50 20 MHz 16QAM Ch. 40620/Hearing Aid Compatibility Test (101x101x1): Interpolated grid: dx=0.5000 mm, dy=0.5000 mm

Device Reference Point: 0, 0, -6.3 mm
Reference Value = 30.74 V/m; Power Drift = 0.02 dB
Applied MIF = -1.44 dB
RF audio interference level = 26.88 dBV/m
Emission category: M4

MIF scaled E-field

Grid 1 **M4** **21.18 dBV/m**	Grid 2 **M4** **24.66 dBV/m**	Grid 3 **M4** **24.57 dBV/m**
Grid 4 **M4** **24.55 dBV/m**	Grid 5 **M4** **26.88 dBV/m**	Grid 6 **M4** **26.6 dBV/m**
Grid 7 **M4** **27.84 dBV/m**	Grid 8 **M4** **28.98 dBV/m**	Grid 9 **M4** **28.13 dBV/m**



0 dB = 28.12 V/m = 28.98 dBV/m

ANT 4

Communication System: UID 10173 - CAG, LTE-TDD (SC-FDMA, 1 RB, 20 MHz, 16-QAM); Frequency: 2636.5 MHz; Duty Cycle: 1:8.87156
Phantom section: RF Section
DASY5 Configuration:
- Probe: EF3DV3 - SN4028; ConvF(1, 1, 1) @ 2636.5 MHz; Calibrated: 9/22/2022
- Sensor-Surface: (Fix Surface)
- Electronics: DAE4 Sn1352; Calibrated: 11/18/2022
- Phantom: HAC Test Arch with AMCC; Type: SD HAC P01 BB
- Measurement SW: DASY52, Version 52.10 (4);SEMCAD X Version 14.6.14 (7495)

LTE Band 41_E-Field measurement/SC-FDMA RB 1/50 20 MHz 16QAM Ch. 41055/Hearing Aid Compatibility Test (101x101x1): Interpolated grid: dx=0.5000 mm, dy=0.5000 mm

Device Reference Point: 0, 0, -6.3 mm
Reference Value = 30.16 V/m; Power Drift = 0.10 dB
Applied MIF = -1.44 dB
RF audio interference level = 26.51 dBV/m
Emission category: M4

MIF scaled E-field

Grid 1 **M4** **20.66 dBV/m**	Grid 2 **M4** **23.88 dBV/m**	Grid 3 **M4** **23.88 dBV/m**
Grid 4 **M4** **24.14 dBV/m**	Grid 5 **M4** **26.51 dBV/m**	Grid 6 **M4** **26.14 dBV/m**
Grid 7 **M4** **26.68 dBV/m**	Grid 8 **M4** **28.04 dBV/m**	Grid 9 **M4** **27.21 dBV/m**



0 dB = 25.23 V/m = 28.04 dBV/m

ANT 4

Communication System: UID 10173 - CAG, LTE-TDD (SC-FDMA, 1 RB, 20 MHz, 16-QAM); Frequency: 2680 MHz; Duty Cycle: 1:8.87156
Phantom section: RF Section
DASY5 Configuration:
- Probe: EF3DV3 - SN4028; ConvF(1, 1, 1) @ 2680 MHz; Calibrated: 9/22/2022
- Sensor-Surface: (Fix Surface)
- Electronics: DAE4 Sn1352; Calibrated: 11/18/2022
- Phantom: HAC Test Arch with AMCC; Type: SD HAC P01 BB
- Measurement SW: DASY52, Version 52.10 (4);SEMCAD X Version 14.6.14 (7495)

LTE Band 41_E-Field measurement/SC-FDMA RB 1/50 20 MHz 16QAM Ch. 41490/Hearing Aid Compatibility Test (101x101x1): Interpolated grid: dx=0.5000 mm, dy=0.5000 mm

Device Reference Point: 0, 0, -6.3 mm
Reference Value = 32.30 V/m; Power Drift = -0.05 dB
Applied MIF = -1.44 dB
RF audio interference level = 26.10 dBV/m
Emission category: M4

MIF scaled E-field

Grid 1 **M4** **22.36 dBV/m**	Grid 2 **M4** **24.85 dBV/m**	Grid 3 **M4** **24.78 dBV/m**
Grid 4 **M4** **24.73 dBV/m**	Grid 5 **M4** **26.1 dBV/m**	Grid 6 **M4** **25.71 dBV/m**
Grid 7 **M4** **26.25 dBV/m**	Grid 8 **M4** **27.24 dBV/m**	Grid 9 **M4** **26.29 dBV/m**



0 dB = 23.02 V/m = 27.24 dBV/m

ANT 4

Communication System: UID 10173 - CAG, LTE-TDD (SC-FDMA, 1 RB, 20 MHz, 16-QAM); Frequency: 2506 MHz; Duty Cycle: 1:8.87156
Phantom section: RF Section
DASY5 Configuration:
- Probe: EF3DV3 - SN4028; ConvF(1, 1, 1) @ 2506 MHz; Calibrated: 9/22/2022
- Sensor-Surface: (Fix Surface)
- Electronics: DAE4 Sn1352; Calibrated: 11/18/2022
- Phantom: HAC Test Arch with AMCC; Type: SD HAC P01 BB
- Measurement SW: DASY52, Version 52.10 (4);SEMCAD X Version 14.6.14 (7495)

LTE Band 41_Power Class 2 E-Field measurement/SC-FDMA RB 1/50 20 MHz 16QAM Ch. 39750/Hearing Aid Compatibility Test (101x101x1): Interpolated grid: dx=0.5000 mm, dy=0.5000 mm
Device Reference Point: 0, 0, -6.3 mm
Reference Value = 37.78 V/m; Power Drift = 0.05 dB
Applied MIF = -1.44 dB
RF audio interference level = 28.32 dBV/m
Emission category: M4

MIF scaled E-field

Grid 1 **M4** **22.64 dBV/m**	Grid 2 **M4** **25.92 dBV/m**	Grid 3 **M4** **25.8 dBV/m**
Grid 4 **M4** **26.01 dBV/m**	Grid 5 **M4** **28.32 dBV/m**	Grid 6 **M4** **27.94 dBV/m**
Grid 7 **M4** **28.69 dBV/m**	Grid 8 **M3** **30.18 dBV/m**	Grid 9 **M4** **29.36 dBV/m**

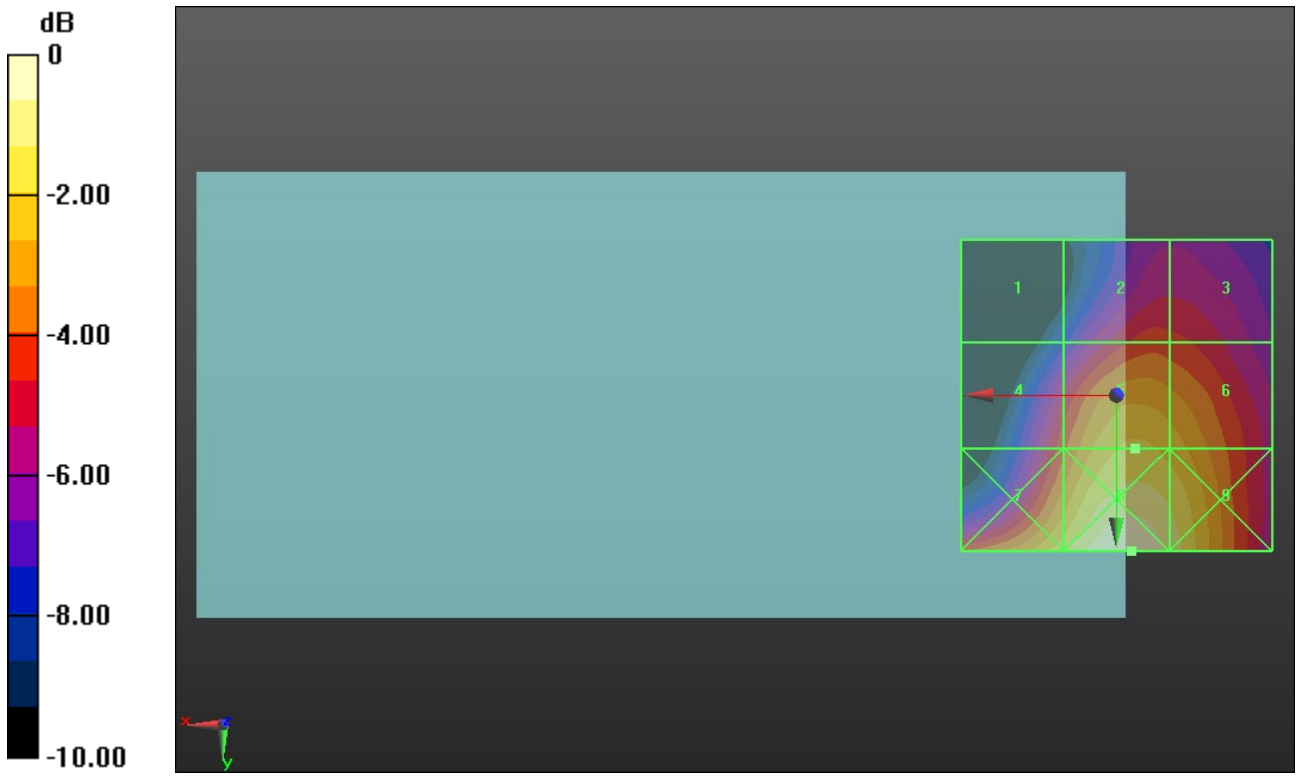

0 dB = 32.27 V/m = 30.18 dBV/m

ANT 4

Communication System: UID 10173 - CAG, LTE-TDD (SC-FDMA, 1 RB, 20 MHz, 16-QAM); Frequency: 2549.5 MHz; Duty Cycle: 1:8.87156
Phantom section: RF Section
DASY5 Configuration:
- Probe: EF3DV3 - SN4028; ConvF(1, 1, 1) @ 2549.5 MHz; Calibrated: 9/22/2022
- Sensor-Surface: (Fix Surface)
- Electronics: DAE4 Sn1352; Calibrated: 11/18/2022
- Phantom: HAC Test Arch with AMCC; Type: SD HAC P01 BB
- Measurement SW: DASY52, Version 52.10 (4);SEMCAD X Version 14.6.14 (7495)

LTE Band 41_Power Class 2 E-Field measurement/SC-FDMA RB 1/50 20 MHz 16QAM Ch. 40185/Hearing Aid Compatibility Test (101x101x1): Interpolated grid: dx=0.5000 mm, dy=0.5000 mm
Device Reference Point: 0, 0, -6.3 mm
Reference Value = 37.99 V/m; Power Drift = 0.10 dB
Applied MIF = -1.44 dB
RF audio interference level = 28.34 dBV/m
Emission category: M4

MIF scaled E-field

Grid 1 **M4** **22.82 dBV/m**	Grid 2 **M4** **26.3 dBV/m**	Grid 3 **M4** **26.21 dBV/m**
Grid 4 **M4** **26.05 dBV/m**	Grid 5 **M4** **28.34 dBV/m**	Grid 6 **M4** **28.03 dBV/m**
Grid 7 **M4** **28.55 dBV/m**	Grid 8 **M3** **30.19 dBV/m**	Grid 9 **M4** **29.22 dBV/m**

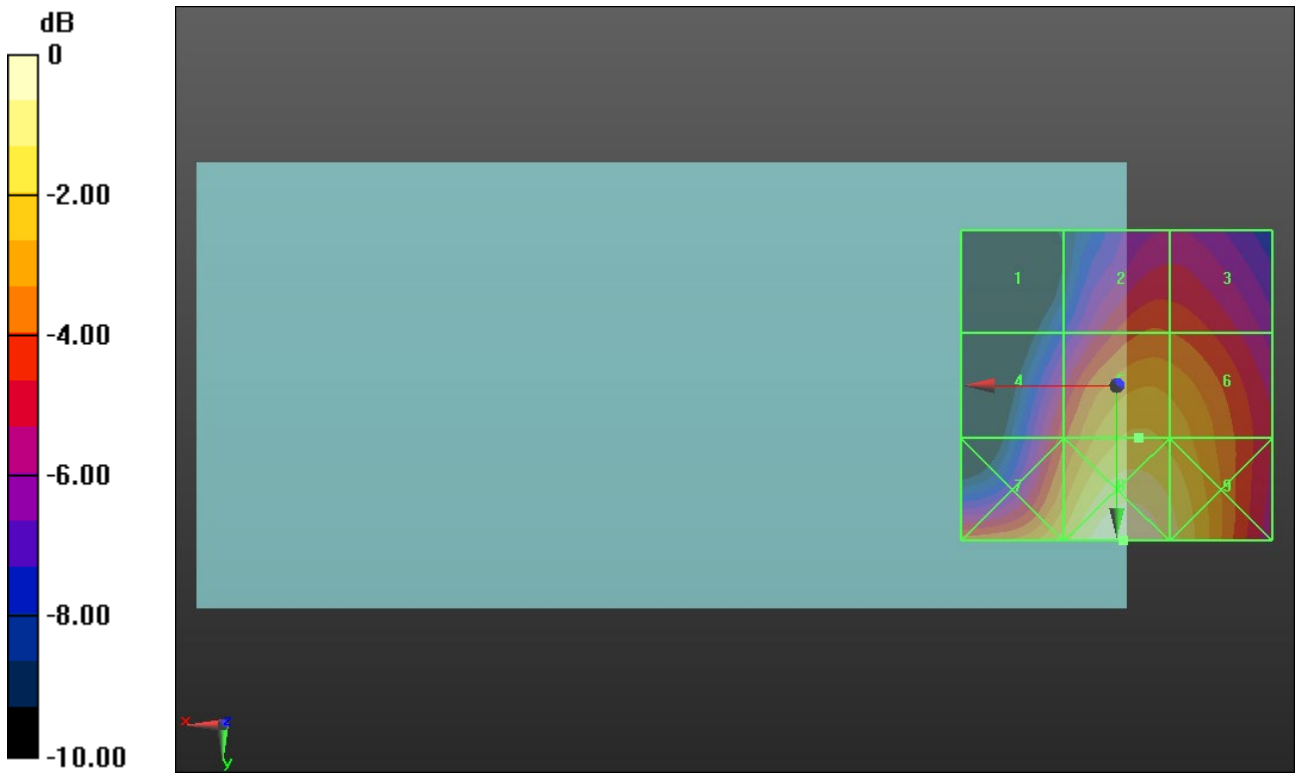

0 dB = 32.31 V/m = 30.19 dBV/m

ANT 4

Communication System: UID 10173 - CAG, LTE-TDD (SC-FDMA, 1 RB, 20 MHz, 16-QAM); Frequency: 2593 MHz; Duty Cycle: 1:8.87156
Phantom section: RF Section
DASY5 Configuration:
- Probe: EF3DV3 - SN4028; ConvF(1, 1, 1) @ 2593 MHz; Calibrated: 9/22/2022
- Sensor-Surface: (Fix Surface)
- Electronics: DAE4 Sn1352; Calibrated: 11/18/2022
- Phantom: HAC Test Arch with AMCC; Type: SD HAC P01 BB
- Measurement SW: DASY52, Version 52.10 (4);SEMCAD X Version 14.6.14 (7495)

LTE Band 41_Power Class 2 E-Field measurement/SC-FDMA RB 1/50 20 MHz 16QAM Ch. 40620/Hearing Aid Compatibility Test (101x101x1): Interpolated grid: dx=0.5000 mm, dy=0.5000 mm
Device Reference Point: 0, 0, -6.3 mm
Reference Value = 31.2 V/m; Power Drift = -0.04 dB
Applied MIF = -1.44 dB
RF audio interference level = 27.84 dBV/m
Emission category: M4

MIF scaled E-field

Grid 1 **M4** **22.01 dBV/m**	Grid 2 **M4** **25.54 dBV/m**	Grid 3 **M4** **25.54 dBV/m**
Grid 4 **M4** **25.59 dBV/m**	Grid 5 **M4** **27.84 dBV/m**	Grid 6 **M4** **27.53 dBV/m**
Grid 7 **M4** **28.84 dBV/m**	Grid 8 **M3** **30.32 dBV/m**	Grid 9 **M4** **29.2 dBV/m**

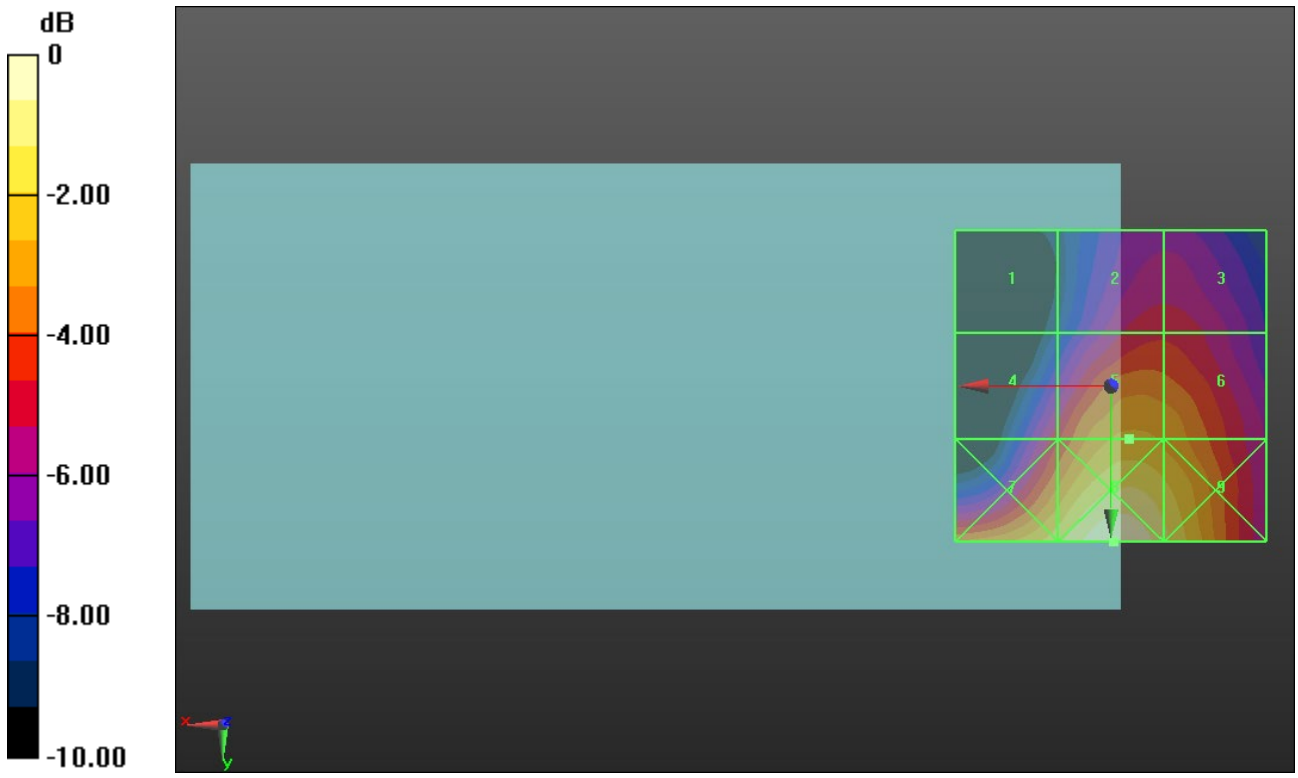

0 dB = 32.80 V/m = 30.32 dBV/m

ANT 4

Communication System: UID 10173 - CAG, LTE-TDD (SC-FDMA, 1 RB, 20 MHz, 16-QAM); Frequency: 2636.5 MHz; Duty Cycle: 1:8.87156
Phantom section: RF Section
DASY5 Configuration:
- Probe: EF3DV3 - SN4028; ConvF(1, 1, 1) @ 2636.5 MHz; Calibrated: 9/22/2022
- Sensor-Surface: (Fix Surface)
- Electronics: DAE4 Sn1352; Calibrated: 11/18/2022
- Phantom: HAC Test Arch with AMCC; Type: SD HAC P01 BB
- Measurement SW: DASY52, Version 52.10 (4);SEMCAD X Version 14.6.14 (7495)

LTE Band 41_Power Class 2 E-Field measurement/SC-FDMA RB 1/50 20 MHz 16QAM Ch. 41055/Hearing Aid Compatibility Test (101x101x1): Interpolated grid: dx=0.5000 mm, dy=0.5000 mm
Device Reference Point: 0, 0, -6.3 mm
Reference Value = 32.54 V/m; Power Drift = -0.04 dB
Applied MIF = -1.44 dB
RF audio interference level = 27.40 dBV/m
Emission category: M4

MIF scaled E-field

Grid 1 **M4** **21.46 dBV/m**	Grid 2 **M4** **24.79 dBV/m**	Grid 3 **M4** **24.77 dBV/m**
Grid 4 **M4** **25.19 dBV/m**	Grid 5 **M4** **27.4 dBV/m**	Grid 6 **M4** **26.95 dBV/m**
Grid 7 **M4** **28.01 dBV/m**	Grid 8 **M4** **29.09 dBV/m**	Grid 9 **M4** **28.27 dBV/m**

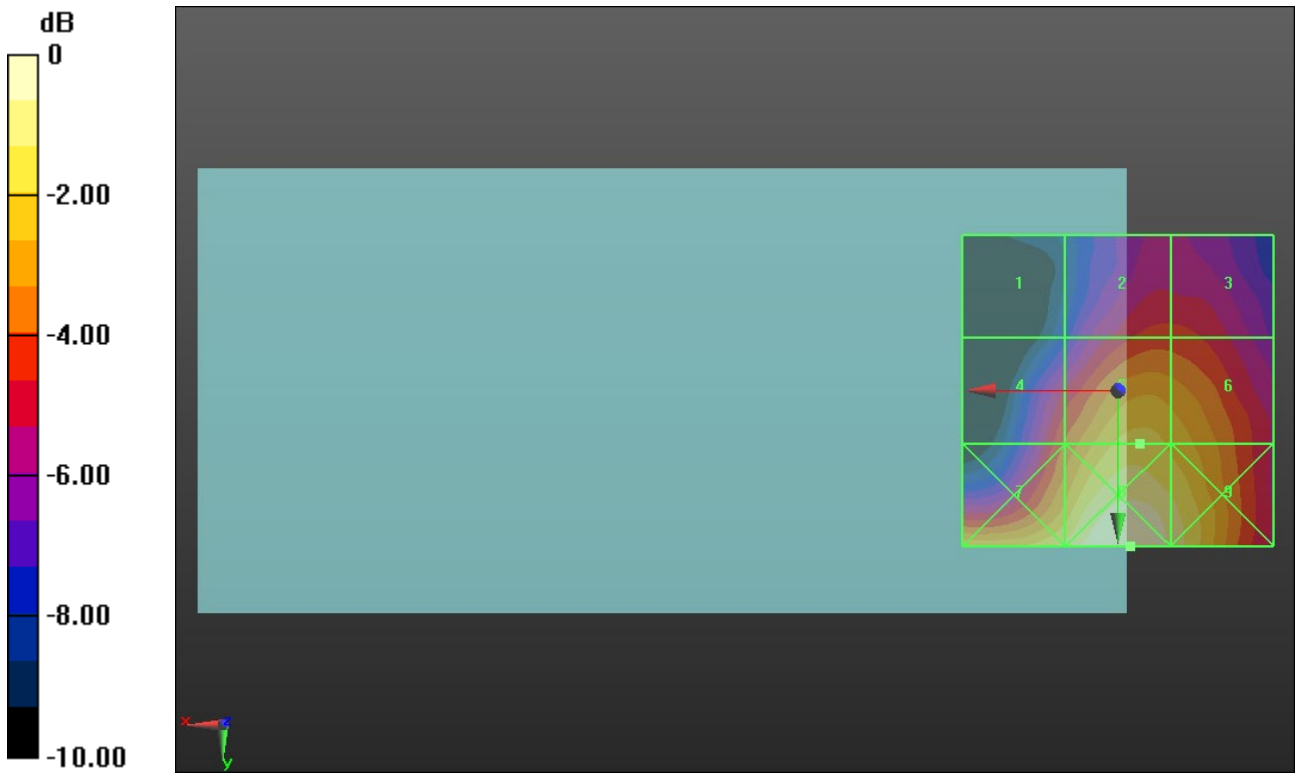

0 dB = 28.47 V/m = 29.09 dBV/m

ANT 4

Communication System: UID 10173 - CAG, LTE-TDD (SC-FDMA, 1 RB, 20 MHz, 16-QAM); Frequency: 2680 MHz; Duty Cycle: 1:8.87156
Phantom section: RF Section
DASY5 Configuration:
- Probe: EF3DV3 - SN4028; ConvF(1, 1, 1) @ 2680 MHz; Calibrated: 9/22/2022
- Sensor-Surface: (Fix Surface)
- Electronics: DAE4 Sn1352; Calibrated: 11/18/2022
- Phantom: HAC Test Arch with AMCC; Type: SD HAC P01 BB
- Measurement SW: DASY52, Version 52.10 (4);SEMCAD X Version 14.6.14 (7495)

LTE Band 41_Power Class 2 E-Field measurement/SC-FDMA RB 1/50 20 MHz 16QAM Ch. 41490/Hearing Aid Compatibility Test (101x101x1): Interpolated grid: dx=0.5000 mm, dy=0.5000 mm
Device Reference Point: 0, 0, -6.3 mm
Reference Value = 32.03 V/m; Power Drift = -0.09 dB
Applied MIF = -1.44 dB
RF audio interference level = 26.17 dBV/m
Emission category: M4

MIF scaled E-field

Grid 1 **M4** **21.95 dBV/m**	Grid 2 **M4** **24.79 dBV/m**	Grid 3 **M4** **24.71 dBV/m**
Grid 4 **M4** **24.57 dBV/m**	Grid 5 **M4** **26.17 dBV/m**	Grid 6 **M4** **25.68 dBV/m**
Grid 7 **M4** **26.33 dBV/m**	Grid 8 **M4** **27.11 dBV/m**	Grid 9 **M4** **26.11 dBV/m**



0 dB = 22.67 V/m = 27.11 dBV/m

ANT 4

Communication System: UID 10173 - CAG, LTE-TDD (SC-FDMA, 1 RB, 20 MHz, 16-QAM); Frequency: 3560 MHz; Duty Cycle: 1:8.8736
Phantom section: RF Section
DASY5 Configuration:
- Probe: EF3DV3 - SN4028; ConvF(1, 1, 1) @ 3560 MHz; Calibrated: 9/22/2022
- Sensor-Surface: (Fix Surface)
- Electronics: DAE4 Sn1352; Calibrated: 11/18/2022
- Phantom: HAC Test Arch with AMCC; Type: SD HAC P01 BB
- Measurement SW: DASY52, Version 52.10 (4);SEMCAD X Version 14.6.14 (7495)

LTE Band 48_E-Field measurement/SC-FDMA RB 1/49 20 MHz 16QAM Ch. 55340/Hearing Aid Compatibility Test (101x101x1): Interpolated grid: dx=0.5000 mm, dy=0.5000 mm

Device Reference Point: 0, 0, -6.3 mm
Reference Value = 27.35 V/m; Power Drift = 0.09 dB
Applied MIF = -1.44 dB
RF audio interference level = 25.86 dBV/m
Emission category: M4

MIF scaled E-field

Grid 1 **M4** **19.27 dBV/m**	Grid 2 **M4** **23.69 dBV/m**	Grid 3 **M4** **23.69 dBV/m**
Grid 4 **M4** **22.3 dBV/m**	Grid 5 **M4** **25.86 dBV/m**	Grid 6 **M4** **25.71 dBV/m**
Grid 7 **M4** **29.33 dBV/m**	Grid 8 **M4** **27.42 dBV/m**	Grid 9 **M4** **27.09 dBV/m**



0 dB = 29.28 V/m = 29.33 dBV/m

ANT 4

Communication System: UID 10173 - CAG, LTE-TDD (SC-FDMA, 1 RB, 20 MHz, 16-QAM); Frequency: 3603.3 MHz; Duty Cycle: 1:8.8736
Phantom section: RF Section
DASY5 Configuration:
- Probe: EF3DV3 - SN4028; ConvF(1, 1, 1) @ 3603.3 MHz; Calibrated: 9/22/2022
- Sensor-Surface: (Fix Surface)
- Electronics: DAE4 Sn1352; Calibrated: 11/18/2022
- Phantom: HAC Test Arch with AMCC; Type: SD HAC P01 BB
- Measurement SW: DASY52, Version 52.10 (4);SEMCAD X Version 14.6.14 (7495)

LTE Band 48_E-Field measurement/SC-FDMA RB 1/49 20 MHz 16QAM Ch. 55773/Hearing Aid Compatibility Test (101x101x1): Interpolated grid: dx=0.5000 mm, dy=0.5000 mm

Device Reference Point: 0, 0, -6.3 mm
Reference Value = 23.38 V/m; Power Drift = 0.17 dB
Applied MIF = -1.44 dB
RF audio interference level = 25.42 dBV/m
Emission category: M4

MIF scaled E-field

Grid 1 **M4** **18.78 dBV/m**	Grid 2 **M4** **22.96 dBV/m**	Grid 3 **M4** **22.96 dBV/m**
Grid 4 **M4** **22.54 dBV/m**	Grid 5 **M4** **25.42 dBV/m**	Grid 6 **M4** **25.32 dBV/m**
Grid 7 **M4** **29.81 dBV/m**	Grid 8 **M4** **28.21 dBV/m**	Grid 9 **M4** **27.8 dBV/m**



0 dB = 30.94 V/m = 29.81 dBV/m

ANT 4

Communication System: UID 10173 - CAG, LTE-TDD (SC-FDMA, 1 RB, 20 MHz, 16-QAM); Frequency: 3646.7 MHz; Duty Cycle: 1:8.8736
Phantom section: RF Section
DASY5 Configuration:
- Probe: EF3DV3 - SN4028; ConvF(1, 1, 1) @ 3646.7 MHz; Calibrated: 9/22/2022
- Sensor-Surface: (Fix Surface)
- Electronics: DAE4 Sn1352; Calibrated: 11/18/2022
- Phantom: HAC Test Arch with AMCC; Type: SD HAC P01 BB
- Measurement SW: DASY52, Version 52.10 (4);SEMCAD X Version 14.6.14 (7495)

LTE Band 48_E-Field measurement/SC-FDMA RB 1/49 20 MHz 16QAM Ch. 56207/Hearing Aid Compatibility Test (101x101x1): Interpolated grid: dx=0.5000 mm, dy=0.5000 mm

Device Reference Point: 0, 0, -6.3 mm
Reference Value = 24.69 V/m; Power Drift = -0.15 dB
Applied MIF = -1.44 dB
RF audio interference level = 25.92 dBV/m
Emission category: M4

MIF scaled E-field

Grid 1 **M4** **19.38 dBV/m**	Grid 2 **M4** **23.39 dBV/m**	Grid 3 **M4** **23.38 dBV/m**
Grid 4 **M4** **22.46 dBV/m**	Grid 5 **M4** **25.92 dBV/m**	Grid 6 **M4** **25.83 dBV/m**
Grid 7 **M4** **29.3 dBV/m**	Grid 8 **M4** **28.95 dBV/m**	Grid 9 **M4** **28.28 dBV/m**



0 dB = 29.18 V/m = 29.30 dBV/m

ANT 4

Communication System: UID 10173 - CAG, LTE-TDD (SC-FDMA, 1 RB, 20 MHz, 16-QAM); Frequency: 3690 MHz; Duty Cycle: 1:8.8736
Phantom section: RF Section
DASY5 Configuration:
- Probe: EF3DV3 - SN4028; ConvF(1, 1, 1) @ 3690 MHz; Calibrated: 9/22/2022
- Sensor-Surface: (Fix Surface)
- Electronics: DAE4 Sn1352; Calibrated: 11/18/2022
- Phantom: HAC Test Arch with AMCC; Type: SD HAC P01 BB
- Measurement SW: DASY52, Version 52.10 (4);SEMCAD X Version 14.6.14 (7495)

LTE Band 48_E-Field measurement/SC-FDMA RB 1/49 20 MHz 16QAM Ch. 56640/Hearing Aid Compatibility Test (101x101x1): Interpolated grid: dx=0.5000 mm, dy=0.5000 mm

Device Reference Point: 0, 0, -6.3 mm
Reference Value = 22.10 V/m; Power Drift = 0.19 dB
Applied MIF = -1.44 dB
RF audio interference level = 25.57 dBV/m
Emission category: M4

MIF scaled E-field

Grid 1 **M4** **18.58 dBV/m**	Grid 2 **M4** **22.74 dBV/m**	Grid 3 **M4** **22.76 dBV/m**
Grid 4 **M4** **22.31 dBV/m**	Grid 5 **M4** **25.57 dBV/m**	Grid 6 **M4** **25.38 dBV/m**
Grid 7 **M4** **28.65 dBV/m**	Grid 8 **M4** **28.83 dBV/m**	Grid 9 **M4** **28.1 dBV/m**



0 dB = 27.65 V/m = 28.83 dBV/m

ANT 4

Communication System: UID 10061 - CAB, IEEE 802.11b WiFi 2.4 GHz (DSSS, 11 Mbps); Frequency: 2417 MHz; Duty Cycle: 1:2.29034
Phantom section: RF Section
DASY5 Configuration:
- Probe: EF3DV3 - SN4028; ConvF(1, 1, 1) @ 2417 MHz; Calibrated: 9/22/2022
- Sensor-Surface: (Fix Surface)
- Electronics: DAE4 Sn1352; Calibrated: 11/18/2022
- Phantom: HAC Test Arch with AMCC; Type: SD HAC P01 BB
- Measurement SW: DASY52, Version 52.10 (4);SEMCAD X Version 14.6.14 (7495)

802.11b E-Field measurement/IEEE 802.11b_OFDM 11 Mbps Ch. 2/Hearing Aid Compatibility Test (101x101x1): Interpolated grid: dx=0.5000 mm, dy=0.5000 mm

Device Reference Point: 0, 0, -6.3 mm
Reference Value = 18.74 V/m; Power Drift = 0.12 dB
Applied MIF = -2.02 dB
RF audio interference level = 23.27 dBV/m
Emission category: M4

MIF scaled E-field

Grid 1 **M4** **21.93 dBV/m**	Grid 2 **M4** **21.48 dBV/m**	Grid 3 **M4** **18.65 dBV/m**
Grid 4 **M4** **23.41 dBV/m**	Grid 5 **M4** **23.27 dBV/m**	Grid 6 **M4** **20.27 dBV/m**
Grid 7 **M4** **27.33 dBV/m**	Grid 8 **M4** **26.48 dBV/m**	Grid 9 **M4** **21.07 dBV/m**



0 dB = 23.27 V/m = 27.34 dBV/m

ANT 4

Communication System: UID 10061 - CAB, IEEE 802.11b WiFi 2.4 GHz (DSSS, 11 Mbps); Frequency: 2437 MHz; Duty Cycle: 1:2.29034
Phantom section: RF Section
DASY5 Configuration:
- Probe: EF3DV3 - SN4028; ConvF(1, 1, 1) @ 2437 MHz; Calibrated: 9/22/2022
- Sensor-Surface: (Fix Surface)
- Electronics: DAE4 Sn1352; Calibrated: 11/18/2022
- Phantom: HAC Test Arch with AMCC; Type: SD HAC P01 BB
- Measurement SW: DASY52, Version 52.10 (4);SEMCAD X Version 14.6.14 (7495)

802.11b E-Field measurement/IEEE 802.11b_OFDM 11 Mbps Ch. 6/Hearing Aid Compatibility Test (101x101x1): Interpolated grid: dx=0.5000 mm, dy=0.5000 mm

Device Reference Point: 0, 0, -6.3 mm
Reference Value = 18.97 V/m; Power Drift = -0.06 dB
Applied MIF = -2.02 dB
RF audio interference level = 23.16 dBV/m
Emission category: M4

MIF scaled E-field

Grid 1 **M4** **21.58 dBV/m**	Grid 2 **M4** **20.74 dBV/m**	Grid 3 **M4** **17.89 dBV/m**
Grid 4 **M4** **23.33 dBV/m**	Grid 5 **M4** **23.16 dBV/m**	Grid 6 **M4** **20.15 dBV/m**
Grid 7 **M4** **26.95 dBV/m**	Grid 8 **M4** **26.12 dBV/m**	Grid 9 **M4** **20.48 dBV/m**



0 dB = 22.25 V/m = 26.95 dBV/m

ANT 4

Communication System: UID 10061 - CAB, IEEE 802.11b WiFi 2.4 GHz (DSSS, 11 Mbps); Frequency: 2462 MHz; Duty Cycle: 1:2.29034
Phantom section: RF Section
DASY5 Configuration:
- Probe: EF3DV3 - SN4028; ConvF(1, 1, 1) @ 2462 MHz; Calibrated: 9/22/2022
- Sensor-Surface: (Fix Surface)
- Electronics: DAE4 Sn1352; Calibrated: 11/18/2022
- Phantom: HAC Test Arch with AMCC; Type: SD HAC P01 BB
- Measurement SW: DASY52, Version 52.10 (4);SEMCAD X Version 14.6.14 (7495)

802.11b E-Field measurement/IEEE 802.11b_OFDM 11 Mbps Ch. 11/Hearing Aid Compatibility Test (101x101x1): Interpolated grid: dx=0.5000 mm, dy=0.5000 mm

Device Reference Point: 0, 0, -6.3 mm
Reference Value = 15.43 V/m; Power Drift = 0.08 dB
Applied MIF = -2.02 dB
RF audio interference level = 21.06 dBV/m

Emission category: M4

MIF scaled E-field

Grid 1 **M4** **19.29 dBV/m**	Grid 2 **M4** **18.28 dBV/m**	Grid 3 **M4** **16.2 dBV/m**
Grid 4 **M4** **21.22 dBV/m**	Grid 5 **M4** **21.06 dBV/m**	Grid 6 **M4** **18.25 dBV/m**
Grid 7 **M4** **24.59 dBV/m**	Grid 8 **M4** **23.55 dBV/m**	Grid 9 **M4** **18.33 dBV/m**



0 dB = 16.97 V/m = 24.59 dBV/m

ANT 4

Communication System: UID 10077 - CAB, IEEE 802.11g WiFi 2.4 GHz (DSSS/OFDM, 54 Mbps); Frequency: 2422 MHz; Duty Cycle: 1:12.5777
Phantom section: RF Section
DASY5 Configuration:
- Probe: EF3DV3 - SN4028; ConvF(1, 1, 1) @ 2422 MHz; Calibrated: 9/22/2022
- Sensor-Surface: (Fix Surface)
- Electronics: DAE4 Sn1352; Calibrated: 11/18/2022
- Phantom: HAC Test Arch with AMCC; Type: SD HAC P01 BB
- Measurement SW: DASY52, Version 52.10 (4);SEMCAD X Version 14.6.14 (7495)

802.11g E-Field measurement/IEEE 802.11g_OFDM 54 Mbps Ch. 3/Hearing Aid Compatibility Test (101x101x1): Interpolated grid: dx=0.5000 mm, dy=0.5000 mm

Device Reference Point: 0, 0, -6.3 mm
Reference Value = 16.97 V/m; Power Drift = 0.09 dB
Applied MIF = 0.12 dB
RF audio interference level = 24.45 dBV/m
Emission category: M4

MIF scaled E-field

Grid 1 **M4** **23.16 dBV/m**	Grid 2 **M4** **22.58 dBV/m**	Grid 3 **M4** **19.7 dBV/m**
Grid 4 **M4** **24.54 dBV/m**	Grid 5 **M4** **24.45 dBV/m**	Grid 6 **M4** **21.53 dBV/m**
Grid 7 **M4** **28.35 dBV/m**	Grid 8 **M4** **27.52 dBV/m**	Grid 9 **M4** **22.29 dBV/m**

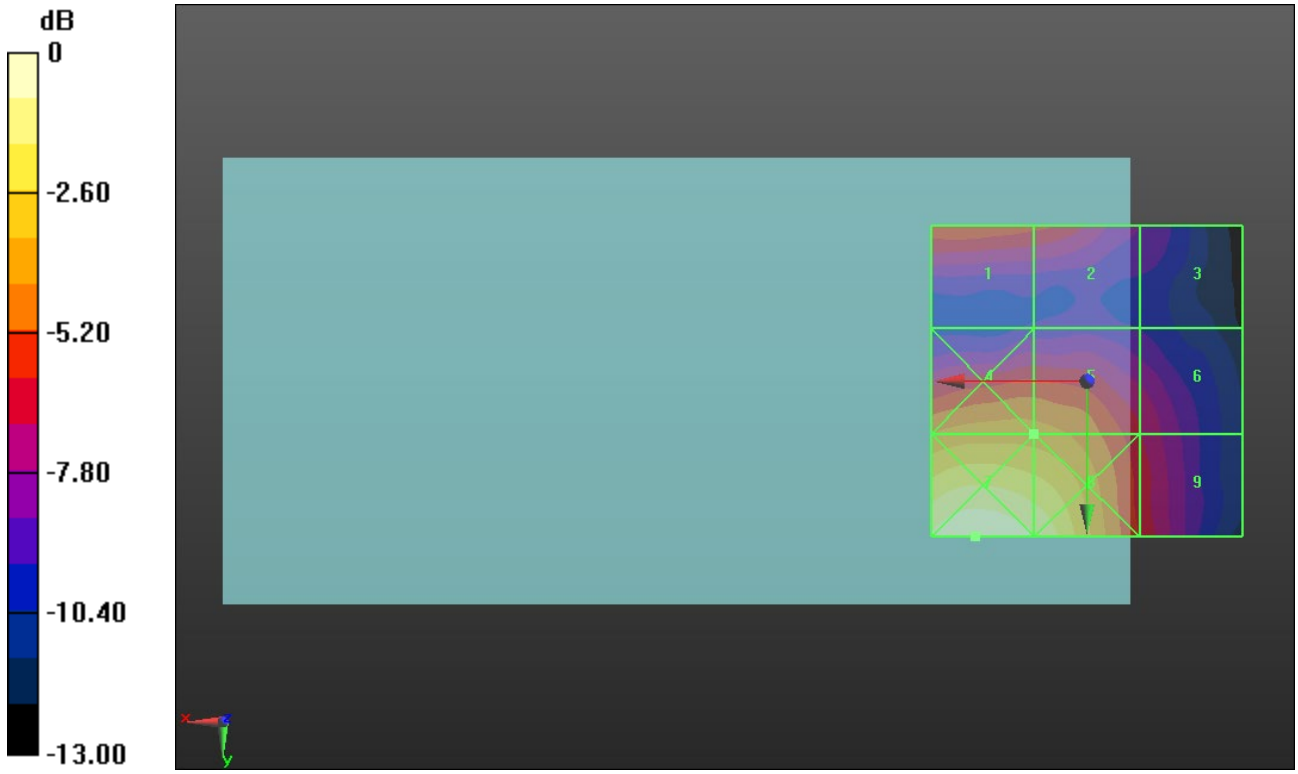

0 dB = 26.14 V/m = 28.35 dBV/m

ANT 4

Communication System: UID 10077 - CAB, IEEE 802.11g WiFi 2.4 GHz (DSSS/OFDM, 54 Mbps); Frequency: 2437 MHz; Duty Cycle: 1:12.5777
Phantom section: RF Section
DASY5 Configuration:
- Probe: EF3DV3 - SN4028; ConvF(1, 1, 1) @ 2437 MHz; Calibrated: 9/22/2022
- Sensor-Surface: (Fix Surface)
- Electronics: DAE4 Sn1352; Calibrated: 11/18/2022
- Phantom: HAC Test Arch with AMCC; Type: SD HAC P01 BB
- Measurement SW: DASY52, Version 52.10 (4);SEMCAD X Version 14.6.14 (7495)

802.11g E-Field measurement/IEEE 802.11g_OFDM 54 Mbps Ch. 6/Hearing Aid Compatibility Test (101x101x1): Interpolated grid: dx=0.5000 mm, dy=0.5000 mm

Device Reference Point: 0, 0, -6.3 mm
Reference Value = 17.06 V/m; Power Drift = 0.02 dB
Applied MIF = 0.12 dB
RF audio interference level = 24.33 dBV/m
Emission category: M4

MIF scaled E-field

Grid 1 **M4** **22.75 dBV/m**	Grid 2 **M4** **21.96 dBV/m**	Grid 3 **M4** **19.53 dBV/m**
Grid 4 **M4** **24.5 dBV/m**	Grid 5 **M4** **24.33 dBV/m**	Grid 6 **M4** **21.56 dBV/m**
Grid 7 **M4** **27.99 dBV/m**	Grid 8 **M4** **27.17 dBV/m**	Grid 9 **M4** **21.83 dBV/m**



0 dB = 25.09 V/m = 27.99 dBV/m

ANT 4

Communication System: UID 10077 - CAB, IEEE 802.11g WiFi 2.4 GHz (DSSS/OFDM, 54 Mbps); Frequency: 2452 MHz; Duty Cycle: 1:12.5777
Phantom section: RF Section
DASY5 Configuration:
- Probe: EF3DV3 - SN4028; ConvF(1, 1, 1) @ 2452 MHz; Calibrated: 9/22/2022
- Sensor-Surface: (Fix Surface)
- Electronics: DAE4 Sn1352; Calibrated: 11/18/2022
- Phantom: HAC Test Arch with AMCC; Type: SD HAC P01 BB
- Measurement SW: DASY52, Version 52.10 (4);SEMCAD X Version 14.6.14 (7495)

802.11g E-Field measurement/IEEE 802.11g_OFDM 54 Mbps Ch. 9/Hearing Aid Compatibility Test (101x101x1): Interpolated grid: dx=0.5000 mm, dy=0.5000 mm

Device Reference Point: 0, 0, -6.3 mm
Reference Value = 14.99 V/m; Power Drift = 0.07 dB
Applied MIF = 0.12 dB
RF audio interference level = 22.84 dBV/m

Emission category: M4

MIF scaled E-field

Grid 1 **M4** **21.41 dBV/m**	Grid 2 **M4** **20.57 dBV/m**	Grid 3 **M4** **17.66 dBV/m**
Grid 4 **M4** **22.96 dBV/m**	Grid 5 **M4** **22.84 dBV/m**	Grid 6 **M4** **19.99 dBV/m**
Grid 7 **M4** **26.35 dBV/m**	Grid 8 **M4** **25.45 dBV/m**	Grid 9 **M4** **20.18 dBV/m**



0 dB = 20.77 V/m = 26.35 dBV/m

ANT 5

Communication System: UID 10069 - CAD, IEEE 802.11a/h WiFi 5 GHz (OFDM, 54 Mbps); Frequency: 5200 MHz; Duty Cycle: 1:11.3789
Phantom section: RF Section
DASY5 Configuration:
- Probe: EF3DV3 - SN4028; ConvF(1, 1, 1) @ 5200 MHz; Calibrated: 9/22/2022
- Sensor-Surface: (Fix Surface)
- Electronics: DAE4 Sn1352; Calibrated: 11/18/2022
- Phantom: HAC Test Arch with AMCC; Type: SD HAC P01 BB
- Measurement SW: DASY52, Version 52.10 (4);SEMCAD X Version 14.6.14 (7495)

802.11a E-Field measurement/IEEE 802.11a_OFDM 54 Mbps Ch. 40/Hearing Aid Compatibility Test (101x101x1): Interpolated grid: dx=0.5000 mm, dy=0.5000 mm

Device Reference Point: 0, 0, -6.3 mm
Reference Value = 7.341 V/m; Power Drift = -0.05 dB
Applied MIF = -3.15 dB
RF audio interference level = 12.92 dBV/m
Emission category: M4

MIF scaled E-field

Grid 1 **M4** **14.02 dBV/m**	Grid 2 **M4** **13.21 dBV/m**	Grid 3 **M4** **12.03 dBV/m**
Grid 4 **M4** **13.77 dBV/m**	Grid 5 **M4** **12.92 dBV/m**	Grid 6 **M4** **11.7 dBV/m**
Grid 7 **M4** **12.84 dBV/m**	Grid 8 **M4** **12.56 dBV/m**	Grid 9 **M4** **11.32 dBV/m**



0 dB = 5.026 V/m = 14.02 dBV/m

ANT 5

Communication System: UID 10069 - CAD, IEEE 802.11a/h WiFi 5 GHz (OFDM, 54 Mbps); Frequency: 5220 MHz; Duty Cycle: 1:11.3789
Phantom section: RF Section
DASY5 Configuration:
- Probe: EF3DV3 - SN4028; ConvF(1, 1, 1) @ 5220 MHz; Calibrated: 9/22/2022
- Sensor-Surface: (Fix Surface)
- Electronics: DAE4 Sn1352; Calibrated: 11/18/2022
- Phantom: HAC Test Arch with AMCC; Type: SD HAC P01 BB
- Measurement SW: DASY52, Version 52.10 (4);SEMCAD X Version 14.6.14 (7495)

802.11a E-Field measurement/IEEE 802.11a_OFDM 54 Mbps Ch. 44/Hearing Aid Compatibility Test (101x101x1): Interpolated grid: dx=0.5000 mm, dy=0.5000 mm

Device Reference Point: 0, 0, -6.3 mm
Reference Value = 6.973 V/m; Power Drift = 0.37 dB
Applied MIF = -3.15 dB
RF audio interference level = 12.62 dBV/m
Emission category: M4

MIF scaled E-field

Grid 1 **M4** **13.6 dBV/m**	Grid 2 **M4** **12.88 dBV/m**	Grid 3 **M4** **11.68 dBV/m**
Grid 4 **M4** **13.37 dBV/m**	Grid 5 **M4** **12.53 dBV/m**	Grid 6 **M4** **11.25 dBV/m**
Grid 7 **M4** **12.62 dBV/m**	Grid 8 **M4** **11.96 dBV/m**	Grid 9 **M4** **10.71 dBV/m**

0 dB = 4.787 V/m = 13.60 dBV/m

ANT 5

Communication System: UID 10069 - CAD, IEEE 802.11a/h WiFi 5 GHz (OFDM, 54 Mbps); Frequency: 5240 MHz; Duty Cycle: 1:11.3789
Phantom section: RF Section
DASY5 Configuration:
- Probe: EF3DV3 - SN4028; ConvF(1, 1, 1) @ 5240 MHz; Calibrated: 9/22/2022
- Sensor-Surface: (Fix Surface)
- Electronics: DAE4 Sn1352; Calibrated: 11/18/2022
- Phantom: HAC Test Arch with AMCC; Type: SD HAC P01 BB
- Measurement SW: DASY52, Version 52.10 (4);SEMCAD X Version 14.6.14 (7495)

802.11a E-Field measurement/IEEE 802.11a_OFDM 54 Mbps Ch. 48/Hearing Aid Compatibility Test (101x101x1): Interpolated grid: dx=0.5000 mm, dy=0.5000 mm

Device Reference Point: 0, 0, -6.3 mm
Reference Value = 6.998 V/m; Power Drift = 0.27 dB
Applied MIF = -3.15 dB
RF audio interference level = 12.69 dBV/m
Emission category: M4

MIF scaled E-field

Grid 1 **M4** **13.86 dBV/m**	Grid 2 **M4** **13.48 dBV/m**	Grid 3 **M4** **12.4 dBV/m**
Grid 4 **M4** **12.69 dBV/m**	Grid 5 **M4** **12.69 dBV/m**	Grid 6 **M4** **11.59 dBV/m**
Grid 7 **M4** **12.61 dBV/m**	Grid 8 **M4** **12.54 dBV/m**	Grid 9 **M4** **10.86 dBV/m**

0 dB = 4.934 V/m = 13.86 dBV/m

ANT 5

Communication System: UID 10069 - CAD, IEEE 802.11a/h WiFi 5 GHz (OFDM, 54 Mbps); Frequency: 5260 MHz; Duty Cycle: 1:11.3789
Phantom section: RF Section
DASY5 Configuration:
- Probe: EF3DV3 - SN4028; ConvF(1, 1, 1) @ 5260 MHz; Calibrated: 9/22/2022
- Sensor-Surface: (Fix Surface)
- Electronics: DAE4 Sn1352; Calibrated: 11/18/2022
- Phantom: HAC Test Arch with AMCC; Type: SD HAC P01 BB
- Measurement SW: DASY52, Version 52.10 (4);SEMCAD X Version 14.6.14 (7495)

802.11a E-Field measurement/IEEE 802.11a_OFDM 54 Mbps Ch. 52/Hearing Aid Compatibility Test (101x101x1): Interpolated grid: dx=0.5000 mm, dy=0.5000 mm

Device Reference Point: 0, 0, -6.3 mm
Reference Value = 7.286 V/m; Power Drift = -0.51 dB
Applied MIF = -3.15 dB
RF audio interference level = 12.41 dBV/m
Emission category: M4

MIF scaled E-field

Grid 1 **M4** **13.71 dBV/m**	Grid 2 **M4** **12.5 dBV/m**	Grid 3 **M4** **10.79 dBV/m**
Grid 4 **M4** **13.24 dBV/m**	Grid 5 **M4** **11.71 dBV/m**	Grid 6 **M4** **10.72 dBV/m**
Grid 7 **M4** **12.41 dBV/m**	Grid 8 **M4** **11.54 dBV/m**	Grid 9 **M4** **10.1 dBV/m**



0 dB = 4.845 V/m = 13.71 dBV/m

ANT 5

Communication System: UID 10069 - CAD, IEEE 802.11a/h WiFi 5 GHz (OFDM, 54 Mbps); Frequency: 5280 MHz; Duty Cycle: 1:11.3789
Phantom section: RF Section
DASY5 Configuration:
- Probe: EF3DV3 - SN4028; ConvF(1, 1, 1) @ 5280 MHz; Calibrated: 9/22/2022
- Sensor-Surface: (Fix Surface)
- Electronics: DAE4 Sn1352; Calibrated: 11/18/2022
- Phantom: HAC Test Arch with AMCC; Type: SD HAC P01 BB
- Measurement SW: DASY52, Version 52.10 (4);SEMCAD X Version 14.6.14 (7495)

802.11a E-Field measurement/IEEE 802.11a_OFDM 54 Mbps Ch. 56/Hearing Aid Compatibility Test (101x101x1): Interpolated grid: dx=0.5000 mm, dy=0.5000 mm

Device Reference Point: 0, 0, -6.3 mm
Reference Value = 6.865 V/m; Power Drift = 0.22 dB
Applied MIF = -3.15 dB
RF audio interference level = 12.23 dBV/m
Emission category: M4

MIF scaled E-field

Grid 1 **M4** **13.2 dBV/m**	Grid 2 **M4** **13.37 dBV/m**	Grid 3 **M4** **12.13 dBV/m**
Grid 4 **M4** **12.47 dBV/m**	Grid 5 **M4** **12.23 dBV/m**	Grid 6 **M4** **11.19 dBV/m**
Grid 7 **M4** **12.14 dBV/m**	Grid 8 **M4** **12.05 dBV/m**	Grid 9 **M4** **10.62 dBV/m**



0 dB = 4.662 V/m = 13.37 dBV/m

ANT 5

Communication System: UID 10069 - CAD, IEEE 802.11a/h WiFi 5 GHz (OFDM, 54 Mbps); Frequency: 5300 MHz; Duty Cycle: 1:11.3789
Phantom section: RF Section
DASY5 Configuration:
- Probe: EF3DV3 - SN4028; ConvF(1, 1, 1) @ 5300 MHz; Calibrated: 9/22/2022
- Sensor-Surface: (Fix Surface)
- Electronics: DAE4 Sn1352; Calibrated: 11/18/2022
- Phantom: HAC Test Arch with AMCC; Type: SD HAC P01 BB
- Measurement SW: DASY52, Version 52.10 (4);SEMCAD X Version 14.6.14 (7495)

802.11a E-Field measurement/IEEE 802.11a_OFDM 54 Mbps Ch. 60/Hearing Aid Compatibility Test (101x101x1): Interpolated grid: dx=0.5000 mm, dy=0.5000 mm

Device Reference Point: 0, 0, -6.3 mm
Reference Value = 6.777 V/m; Power Drift = 0.22 dB
Applied MIF = -3.15 dB
RF audio interference level = 13.35 dBV/m
Emission category: M4

MIF scaled E-field

Grid 1 **M4** **14.19 dBV/m**	Grid 2 **M4** **13.38 dBV/m**	Grid 3 **M4** **12.79 dBV/m**
Grid 4 **M4** **13.26 dBV/m**	Grid 5 **M4** **12.25 dBV/m**	Grid 6 **M4** **11.53 dBV/m**
Grid 7 **M4** **13.35 dBV/m**	Grid 8 **M4** **11.92 dBV/m**	Grid 9 **M4** **11.45 dBV/m**



0 dB = 5.124 V/m = 14.19 dBV/m

ANT 5

Communication System: UID 10069 - CAD, IEEE 802.11a/h WiFi 5 GHz (OFDM, 54 Mbps); Frequency: 5520 MHz; Duty Cycle: 1:11.3789
Phantom section: RF Section
DASY5 Configuration:
- Probe: EF3DV3 - SN4028; ConvF(1, 1, 1) @ 5520 MHz; Calibrated: 9/22/2022
- Sensor-Surface: (Fix Surface)
- Electronics: DAE4 Sn1352; Calibrated: 11/18/2022
- Phantom: HAC Test Arch with AMCC; Type: SD HAC P01 BB
- Measurement SW: DASY52, Version 52.10 (4);SEMCAD X Version 14.6.14 (7495)

802.11a E-Field measurement/IEEE 802.11a_OFDM 54 Mbps Ch. 104/Hearing Aid Compatibility Test (101x101x1): Interpolated grid: dx=0.5000 mm, dy=0.5000 mm

Device Reference Point: 0, 0, -6.3 mm
Reference Value = 6.559 V/m; Power Drift = 0.64 dB
Applied MIF = -3.15 dB
RF audio interference level = 12.70 dBV/m
Emission category: M4

MIF scaled E-field

Grid 1 **M4** **13.42 dBV/m**	Grid 2 **M4** **12.3 dBV/m**	Grid 3 **M4** **10.92 dBV/m**
Grid 4 **M4** **13.73 dBV/m**	Grid 5 **M4** **12.7 dBV/m**	Grid 6 **M4** **10.8 dBV/m**
Grid 7 **M4** **12.78 dBV/m**	Grid 8 **M4** **11.4 dBV/m**	Grid 9 **M4** **10.82 dBV/m**



0 dB = 4.857 V/m = 13.73 dBV/m

ANT 5

Communication System: UID 10069 - CAD, IEEE 802.11a/h WiFi 5 GHz (OFDM, 54 Mbps); Frequency: 5620 MHz; Duty Cycle: 1:11.3789
Phantom section: RF Section
DASY5 Configuration:
- Probe: EF3DV3 - SN4028; ConvF(1, 1, 1) @ 5620 MHz; Calibrated: 9/22/2022
- Sensor-Surface: (Fix Surface)
- Electronics: DAE4 Sn1352; Calibrated: 11/18/2022
- Phantom: HAC Test Arch with AMCC; Type: SD HAC P01 BB
- Measurement SW: DASY52, Version 52.10 (4);SEMCAD X Version 14.6.14 (7495)

802.11a E-Field measurement/IEEE 802.11a_OFDM 54 Mbps Ch. 124/Hearing Aid Compatibility Test (101x101x1): Interpolated grid: dx=0.5000 mm, dy=0.5000 mm

Device Reference Point: 0, 0, -6.3 mm
Reference Value = 6.549 V/m; Power Drift = 0.47 dB
Applied MIF = -3.15 dB
RF audio interference level = 12.86 dBV/m
Emission category: M4

MIF scaled E-field

Grid 1 **M4** **13.28 dBV/m**	Grid 2 **M4** **12.86 dBV/m**	Grid 3 **M4** **11.13 dBV/m**
Grid 4 **M4** **13.34 dBV/m**	Grid 5 **M4** **12.82 dBV/m**	Grid 6 **M4** **11.35 dBV/m**
Grid 7 **M4** **13.14 dBV/m**	Grid 8 **M4** **12.31 dBV/m**	Grid 9 **M4** **11.06 dBV/m**



0 dB = 4.644 V/m = 13.34 dBV/m

ANT 5

Communication System: UID 10069 - CAD, IEEE 802.11a/h WiFi 5 GHz (OFDM, 54 Mbps); Frequency: 5720 MHz; Duty Cycle: 1:11.3789
Phantom section: RF Section
DASY5 Configuration:
- Probe: EF3DV3 - SN4028; ConvF(1, 1, 1) @ 5720 MHz; Calibrated: 9/22/2022
- Sensor-Surface: (Fix Surface)
- Electronics: DAE4 Sn1352; Calibrated: 11/18/2022
- Phantom: HAC Test Arch with AMCC; Type: SD HAC P01 BB
- Measurement SW: DASY52, Version 52.10 (4);SEMCAD X Version 14.6.14 (7495)

802.11a E-Field measurement/IEEE 802.11a_OFDM 54 Mbps Ch. 144/Hearing Aid Compatibility Test (101x101x1): Interpolated grid: dx=0.5000 mm, dy=0.5000 mm

Device Reference Point: 0, 0, -6.3 mm
Reference Value = 6.615 V/m; Power Drift = 0.74 dB
Applied MIF = -3.15 dB
RF audio interference level = 12.65 dBV/m
Emission category: M4

MIF scaled E-field

Grid 1 **M4** **13.43 dBV/m**	Grid 2 **M4** **12.55 dBV/m**	Grid 3 **M4** **11.57 dBV/m**
Grid 4 **M4** **13.08 dBV/m**	Grid 5 **M4** **12.65 dBV/m**	Grid 6 **M4** **11.58 dBV/m**
Grid 7 **M4** **12.26 dBV/m**	Grid 8 **M4** **12.19 dBV/m**	Grid 9 **M4** **11.67 dBV/m**



0 dB = 4.691 V/m = 13.43 dBV/m

ANT 5

Communication System: UID 10069 - CAD, IEEE 802.11a/h WiFi 5 GHz (OFDM, 54 Mbps); Frequency: 5745 MHz; Duty Cycle: 1:11.3789
Phantom section: RF Section
DASY5 Configuration:
- Probe: EF3DV3 - SN4028; ConvF(1, 1, 1) @ 5745 MHz; Calibrated: 9/22/2022
- Sensor-Surface: (Fix Surface)
- Electronics: DAE4 Sn1352; Calibrated: 11/18/2022
- Phantom: HAC Test Arch with AMCC; Type: SD HAC P01 BB
- Measurement SW: DASY52, Version 52.10 (4);SEMCAD X Version 14.6.14 (7495)

802.11a E-Field measurement/IEEE 802.11a_OFDM 54 Mbps Ch. 149/Hearing Aid Compatibility Test (101x101x1): Interpolated grid: dx=0.5000 mm, dy=0.5000 mm

Device Reference Point: 0, 0, -6.3 mm
Reference Value = 7.239 V/m; Power Drift = -0.35 dB
Applied MIF = -3.15 dB
RF audio interference level = 12.28 dBV/m
Emission category: M4

MIF scaled E-field

Grid 1 **M4** **12.88 dBV/m**	Grid 2 **M4** **12.38 dBV/m**	Grid 3 **M4** **11.75 dBV/m**
Grid 4 **M4** **12.91 dBV/m**	Grid 5 **M4** **12.05 dBV/m**	Grid 6 **M4** **11.77 dBV/m**
Grid 7 **M4** **12.28 dBV/m**	Grid 8 **M4** **11.86 dBV/m**	Grid 9 **M4** **10.7 dBV/m**



0 dB = 4.419 V/m = 12.91 dBV/m

ANT 5

Communication System: UID 10069 - CAD, IEEE 802.11a/h WiFi 5 GHz (OFDM, 54 Mbps); Frequency: 5785 MHz; Duty Cycle: 1:11.3789
Phantom section: RF Section
DASY5 Configuration:
- Probe: EF3DV3 - SN4028; ConvF(1, 1, 1) @ 5785 MHz; Calibrated: 9/22/2022
- Sensor-Surface: (Fix Surface)
- Electronics: DAE4 Sn1352; Calibrated: 11/18/2022
- Phantom: HAC Test Arch with AMCC; Type: SD HAC P01 BB
- Measurement SW: DASY52, Version 52.10 (4);SEMCAD X Version 14.6.14 (7495)

802.11a E-Field measurement/IEEE 802.11a_OFDM 54 Mbps Ch. 157/Hearing Aid Compatibility Test (101x101x1): Interpolated grid: dx=0.5000 mm, dy=0.5000 mm

Device Reference Point: 0, 0, -6.3 mm
Reference Value = 6.771 V/m; Power Drift = 0.29 dB
Applied MIF = -3.15 dB
RF audio interference level = 11.75 dBV/m
Emission category: M4

MIF scaled E-field

Grid 1 **M4** **12.45 dBV/m**	Grid 2 **M4** **11.75 dBV/m**	Grid 3 **M4** **10.32 dBV/m**
Grid 4 **M4** **12.78 dBV/m**	Grid 5 **M4** **11.73 dBV/m**	Grid 6 **M4** **10.48 dBV/m**
Grid 7 **M4** **12.47 dBV/m**	Grid 8 **M4** **10.97 dBV/m**	Grid 9 **M4** **9.7 dBV/m**

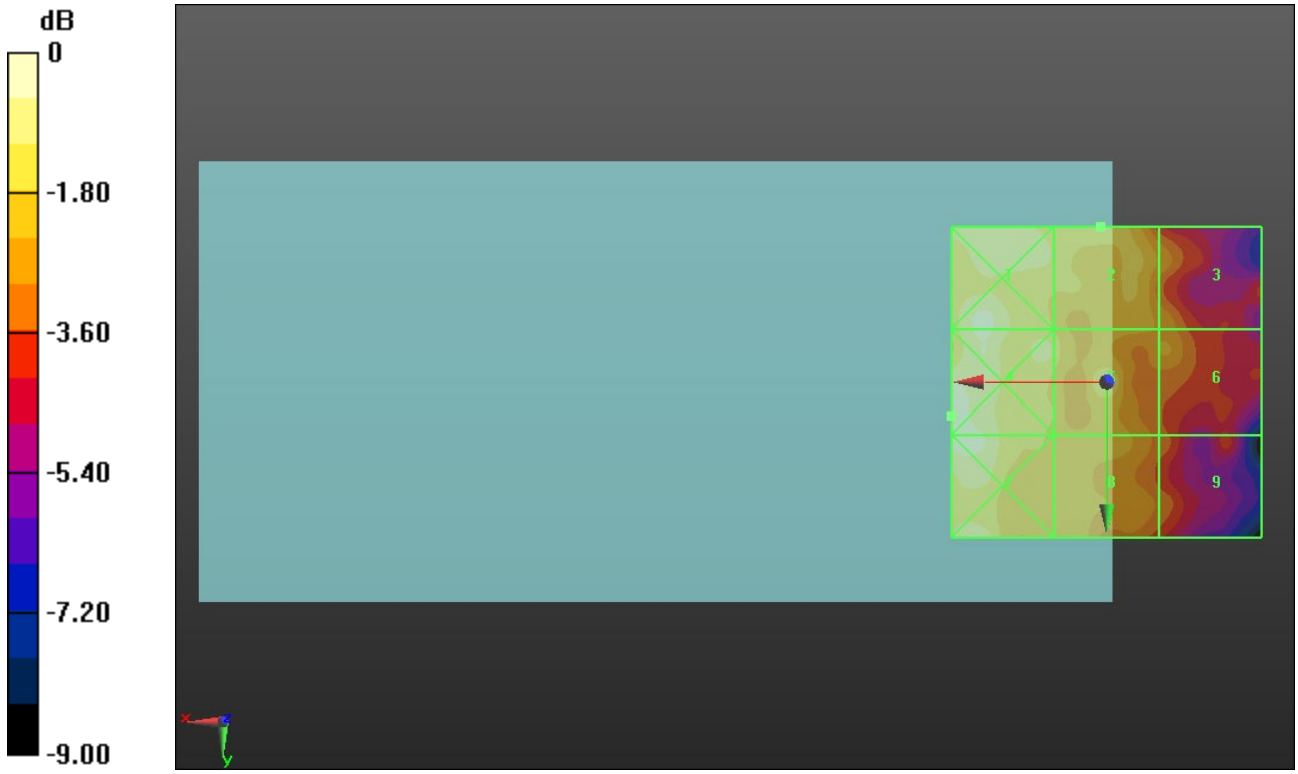

0 dB = 4.357 V/m = 12.78 dBV/m

ANT 5

Communication System: UID 10069 - CAD, IEEE 802.11a/h WiFi 5 GHz (OFDM, 54 Mbps); Frequency: 5825 MHz; Duty Cycle: 1:11.3789
Phantom section: RF Section
DASY5 Configuration:
- Probe: EF3DV3 - SN4028; ConvF(1, 1, 1) @ 5825 MHz; Calibrated: 9/22/2022
- Sensor-Surface: (Fix Surface)
- Electronics: DAE4 Sn1352; Calibrated: 11/18/2022
- Phantom: HAC Test Arch with AMCC; Type: SD HAC P01 BB
- Measurement SW: DASY52, Version 52.10 (4);SEMCAD X Version 14.6.14 (7495)

802.11a E-Field measurement/IEEE 802.11a_OFDM 54 Mbps Ch. 165/Hearing Aid Compatibility Test (101x101x1): Interpolated grid: dx=0.5000 mm, dy=0.5000 mm

Device Reference Point: 0, 0, -6.3 mm
Reference Value = 6.946 V/m; Power Drift = 0.14 dB
Applied MIF = -3.15 dB
RF audio interference level = 12.81 dBV/m
Emission category: M4

MIF scaled E-field

Grid 1 **M4** **12.98 dBV/m**	Grid 2 **M4** **12.6 dBV/m**	Grid 3 **M4** **11.65 dBV/m**
Grid 4 **M4** **13.03 dBV/m**	Grid 5 **M4** **12.81 dBV/m**	Grid 6 **M4** **11.51 dBV/m**
Grid 7 **M4** **12.91 dBV/m**	Grid 8 **M4** **12.65 dBV/m**	Grid 9 **M4** **10.69 dBV/m**



0 dB = 4.481 V/m = 13.03 dBV/m

ANT 6

Communication System: UID 10069 - CAD, IEEE 802.11a/h WiFi 5 GHz (OFDM, 54 Mbps); Frequency: 5200 MHz; Duty Cycle: 1:11.3789
Phantom section: RF Section
DASY5 Configuration:
- Probe: EF3DV3 - SN4028; ConvF(1, 1, 1) @ 5200 MHz; Calibrated: 9/22/2022
- Sensor-Surface: (Fix Surface)
- Electronics: DAE4 Sn1352; Calibrated: 11/18/2022
- Phantom: HAC Test Arch with AMCC; Type: SD HAC P01 BB
- Measurement SW: DASY52, Version 52.10 (4);SEMCAD X Version 14.6.14 (7495)

802.11a E-Field measurement/IEEE 802.11a_OFDM 54 Mbps Ch. 40/Hearing Aid Compatibility Test (101x101x1): Interpolated grid: dx=0.5000 mm, dy=0.5000 mm

Device Reference Point: 0, 0, -6.3 mm
Reference Value = 25.51 V/m; Power Drift = 0.01 dB
Applied MIF = -3.15 dB
RF audio interference level = 25.44 dBV/m
Emission category: M4

MIF scaled E-field

Grid 1 **M4** **24.08 dBV/m**	Grid 2 **M4** **24.54 dBV/m**	Grid 3 **M4** **23.85 dBV/m**
Grid 4 **M4** **24.15 dBV/m**	Grid 5 **M4** **25.44 dBV/m**	Grid 6 **M4** **23.88 dBV/m**
Grid 7 **M4** **24.32 dBV/m**	Grid 8 **M4** **25.68 dBV/m**	Grid 9 **M4** **24.12 dBV/m**



0 dB = 19.24 V/m = 25.68 dBV/m

ANT 6

Communication System: UID 10069 - CAD, IEEE 802.11a/h WiFi 5 GHz (OFDM, 54 Mbps); Frequency: 5220 MHz; Duty Cycle: 1:11.3789
Phantom section: RF Section
DASY5 Configuration:
- Probe: EF3DV3 - SN4028; ConvF(1, 1, 1) @ 5220 MHz; Calibrated: 9/22/2022
- Sensor-Surface: (Fix Surface)
- Electronics: DAE4 Sn1352; Calibrated: 11/18/2022
- Phantom: HAC Test Arch with AMCC; Type: SD HAC P01 BB
- Measurement SW: DASY52, Version 52.10 (4);SEMCAD X Version 14.6.14 (7495)

802.11a E-Field measurement/IEEE 802.11a_OFDM 54 Mbps Ch. 44/Hearing Aid Compatibility Test (101x101x1): Interpolated grid: dx=0.5000 mm, dy=0.5000 mm

Device Reference Point: 0, 0, -6.3 mm
Reference Value = 26.22 V/m; Power Drift = -0.22 dB
Applied MIF = -3.15 dB
RF audio interference level = 25.69 dBV/m
Emission category: M4

MIF scaled E-field

Grid 1 **M4** **24.59 dBV/m**	Grid 2 **M4** **24.91 dBV/m**	Grid 3 **M4** **24.24 dBV/m**
Grid 4 **M4** **24.31 dBV/m**	Grid 5 **M4** **25.69 dBV/m**	Grid 6 **M4** **24.02 dBV/m**
Grid 7 **M4** **24.45 dBV/m**	Grid 8 **M4** **25.91 dBV/m**	Grid 9 **M4** **24.29 dBV/m**



0 dB = 19.75 V/m = 25.91 dBV/m

ANT 6

Communication System: UID 10069 - CAD, IEEE 802.11a/h WiFi 5 GHz (OFDM, 54 Mbps); Frequency: 5240 MHz; Duty Cycle: 1:11.3789
Phantom section: RF Section
DASY5 Configuration:
- Probe: EF3DV3 - SN4028; ConvF(1, 1, 1) @ 5240 MHz; Calibrated: 9/22/2022
- Sensor-Surface: (Fix Surface)
- Electronics: DAE4 Sn1352; Calibrated: 11/18/2022
- Phantom: HAC Test Arch with AMCC; Type: SD HAC P01 BB
- Measurement SW: DASY52, Version 52.10 (4);SEMCAD X Version 14.6.14 (7495)

802.11a E-Field measurement/IEEE 802.11a_OFDM 54 Mbps Ch. 48/Hearing Aid Compatibility Test (101x101x1): Interpolated grid: dx=0.5000 mm, dy=0.5000 mm

Device Reference Point: 0, 0, -6.3 mm
Reference Value = 25.67 V/m; Power Drift = 0.17 dB
Applied MIF = -3.15 dB
RF audio interference level = 25.67 dBV/m
Emission category: M4

MIF scaled E-field

Grid 1 **M4** **24.94 dBV/m**	Grid 2 **M4** **25.26 dBV/m**	Grid 3 **M4** **24.74 dBV/m**
Grid 4 **M4** **24.4 dBV/m**	Grid 5 **M4** **25.67 dBV/m**	Grid 6 **M4** **23.95 dBV/m**
Grid 7 **M4** **24.59 dBV/m**	Grid 8 **M4** **25.92 dBV/m**	Grid 9 **M4** **24.28 dBV/m**



0 dB = 19.76 V/m = 25.92 dBV/m

ANT 6

Communication System: UID 10069 - CAD, IEEE 802.11a/h WiFi 5 GHz (OFDM, 54 Mbps); Frequency: 5260 MHz; Duty Cycle: 1:11.3789
Phantom section: RF Section
DASY5 Configuration:
- Probe: EF3DV3 - SN4028; ConvF(1, 1, 1) @ 5260 MHz; Calibrated: 9/22/2022
- Sensor-Surface: (Fix Surface)
- Electronics: DAE4 Sn1352; Calibrated: 11/18/2022
- Phantom: HAC Test Arch with AMCC; Type: SD HAC P01 BB
- Measurement SW: DASY52, Version 52.10 (4);SEMCAD X Version 14.6.14 (7495)

802.11a E-Field measurement/IEEE 802.11a_OFDM 54 Mbps Ch. 52/Hearing Aid Compatibility Test (101x101x1): Interpolated grid: dx=0.5000 mm, dy=0.5000 mm

Device Reference Point: 0, 0, -6.3 mm
Reference Value = 25.02 V/m; Power Drift = -0.11 dB
Applied MIF = -3.15 dB
RF audio interference level = 25.24 dBV/m
Emission category: M4

MIF scaled E-field

Grid 1 **M4** **24.99 dBV/m**	Grid 2 **M4** **24.79 dBV/m**	Grid 3 **M4** **24.14 dBV/m**
Grid 4 **M4** **24.01 dBV/m**	Grid 5 **M4** **25.24 dBV/m**	Grid 6 **M4** **23.38 dBV/m**
Grid 7 **M4** **24.14 dBV/m**	Grid 8 **M4** **25.36 dBV/m**	Grid 9 **M4** **23.6 dBV/m**



0 dB = 18.54 V/m = 25.36 dBV/m

ANT 6

Communication System: UID 10069 - CAD, IEEE 802.11a/h WiFi 5 GHz (OFDM, 54 Mbps); Frequency: 5280 MHz; Duty Cycle: 1:11.3789
Phantom section: RF Section
DASY5 Configuration:
- Probe: EF3DV3 - SN4028; ConvF(1, 1, 1) @ 5280 MHz; Calibrated: 9/22/2022
- Sensor-Surface: (Fix Surface)
- Electronics: DAE4 Sn1352; Calibrated: 11/18/2022
- Phantom: HAC Test Arch with AMCC; Type: SD HAC P01 BB
- Measurement SW: DASY52, Version 52.10 (4);SEMCAD X Version 14.6.14 (7495)

802.11a E-Field measurement/IEEE 802.11a_OFDM 54 Mbps Ch. 56/Hearing Aid Compatibility Test (101x101x1): Interpolated grid: dx=0.5000 mm, dy=0.5000 mm

Device Reference Point: 0, 0, -6.3 mm
Reference Value = 24.78 V/m; Power Drift = 0.11 dB
Applied MIF = -3.15 dB
RF audio interference level = 25.49 dBV/m
Emission category: M4

MIF scaled E-field

Grid 1 **M4** **25.49 dBV/m**	Grid 2 **M4** **25.02 dBV/m**	Grid 3 **M4** **24.67 dBV/m**
Grid 4 **M4** **24.24 dBV/m**	Grid 5 **M4** **25.36 dBV/m**	Grid 6 **M4** **23.54 dBV/m**
Grid 7 **M4** **24.39 dBV/m**	Grid 8 **M4** **25.53 dBV/m**	Grid 9 **M4** **23.81 dBV/m**



0 dB = 18.90 V/m = 25.53 dBV/m

ANT 6

Communication System: UID 10069 - CAD, IEEE 802.11a/h WiFi 5 GHz (OFDM, 54 Mbps); Frequency: 5300 MHz; Duty Cycle: 1:11.3789
Phantom section: RF Section
DASY5 Configuration:
- Probe: EF3DV3 - SN4028; ConvF(1, 1, 1) @ 5300 MHz; Calibrated: 9/22/2022
- Sensor-Surface: (Fix Surface)
- Electronics: DAE4 Sn1352; Calibrated: 11/18/2022
- Phantom: HAC Test Arch with AMCC; Type: SD HAC P01 BB
- Measurement SW: DASY52, Version 52.10 (4);SEMCAD X Version 14.6.14 (7495)

802.11a E-Field measurement/IEEE 802.11a_OFDM 54 Mbps Ch. 60/Hearing Aid Compatibility Test (101x101x1): Interpolated grid: dx=0.5000 mm, dy=0.5000 mm

Device Reference Point: 0, 0, -6.3 mm
Reference Value = 25.55 V/m; Power Drift = 0.05 dB
Applied MIF = -3.15 dB
RF audio interference level = 25.35 dBV/m
Emission category: M4

MIF scaled E-field

Grid 1 **M4** **25.9 dBV/m**	Grid 2 **M4** **25.49 dBV/m**	Grid 3 **M4** **24.5 dBV/m**
Grid 4 **M4** **23.99 dBV/m**	Grid 5 **M4** **25.23 dBV/m**	Grid 6 **M4** **23.38 dBV/m**
Grid 7 **M4** **24.11 dBV/m**	Grid 8 **M4** **25.35 dBV/m**	Grid 9 **M4** **23.57 dBV/m**



0 dB = 19.73 V/m = 25.90 dBV/m

ANT 6

Communication System: UID 10069 - CAD, IEEE 802.11a/h WiFi 5 GHz (OFDM, 54 Mbps); Frequency: 5520 MHz; Duty Cycle: 1:11.3789
Phantom section: RF Section
DASY5 Configuration:
- Probe: EF3DV3 - SN4028; ConvF(1, 1, 1) @ 5520 MHz; Calibrated: 9/22/2022
- Sensor-Surface: (Fix Surface)
- Electronics: DAE4 Sn1352; Calibrated: 11/18/2022
- Phantom: HAC Test Arch with AMCC; Type: SD HAC P01 BB
- Measurement SW: DASY52, Version 52.10 (4);SEMCAD X Version 14.6.14 (7495)

802.11a E-Field measurement/IEEE 802.11a_OFDM 54 Mbps Ch. 104/Hearing Aid Compatibility Test (101x101x1): Interpolated grid: dx=0.5000 mm, dy=0.5000 mm

Device Reference Point: 0, 0, -6.3 mm
Reference Value = 18.38 V/m; Power Drift = 0.19 dB
Applied MIF = -3.15 dB
RF audio interference level = 24.24 dBV/m
Emission category: M4

MIF scaled E-field

Grid 1 **M4** **27.16 dBV/m**	Grid 2 **M4** **25.96 dBV/m**	Grid 3 **M4** **24.99 dBV/m**
Grid 4 **M4** **23.86 dBV/m**	Grid 5 **M4** **24.08 dBV/m**	Grid 6 **M4** **23.2 dBV/m**
Grid 7 **M4** **23.9 dBV/m**	Grid 8 **M4** **24.24 dBV/m**	Grid 9 **M4** **22.2 dBV/m**



0 dB = 22.80 V/m = 27.16 dBV/m

ANT 6

Communication System: UID 10069 - CAD, IEEE 802.11a/h WiFi 5 GHz (OFDM, 54 Mbps); Frequency: 5620 MHz; Duty Cycle: 1:11.3789
Phantom section: RF Section
DASY5 Configuration:
- Probe: EF3DV3 - SN4028; ConvF(1, 1, 1) @ 5620 MHz; Calibrated: 9/22/2022
- Sensor-Surface: (Fix Surface)
- Electronics: DAE4 Sn1352; Calibrated: 11/18/2022
- Phantom: HAC Test Arch with AMCC; Type: SD HAC P01 BB
- Measurement SW: DASY52, Version 52.10 (4);SEMCAD X Version 14.6.14 (7495)

802.11a E-Field measurement/IEEE 802.11a_OFDM 54 Mbps Ch. 124/Hearing Aid Compatibility Test (101x101x1): Interpolated grid: dx=0.5000 mm, dy=0.5000 mm

Device Reference Point: 0, 0, -6.3 mm
Reference Value = 18.74 V/m; Power Drift = 0.04 dB
Applied MIF = -3.15 dB
RF audio interference level = 24.91 dBV/m
Emission category: M4

MIF scaled E-field

Grid 1 **M4** **27.86 dBV/m**	Grid 2 **M4** **26.59 dBV/m**	Grid 3 **M4** **24.55 dBV/m**
Grid 4 **M4** **24.6 dBV/m**	Grid 5 **M4** **24.63 dBV/m**	Grid 6 **M4** **23.61 dBV/m**
Grid 7 **M4** **24.85 dBV/m**	Grid 8 **M4** **24.91 dBV/m**	Grid 9 **M4** **21.81 dBV/m**



0 dB = 24.73 V/m = 27.86 dBV/m

ANT 6

Communication System: UID 10069 - CAD, IEEE 802.11a/h WiFi 5 GHz (OFDM, 54 Mbps); Frequency: 5720 MHz; Duty Cycle: 1:11.3789
Phantom section: RF Section
DASY5 Configuration:
- Probe: EF3DV3 - SN4028; ConvF(1, 1, 1) @ 5720 MHz; Calibrated: 9/22/2022
- Sensor-Surface: (Fix Surface)
- Electronics: DAE4 Sn1352; Calibrated: 11/18/2022
- Phantom: HAC Test Arch with AMCC; Type: SD HAC P01 BB
- Measurement SW: DASY52, Version 52.10 (4);SEMCAD X Version 14.6.14 (7495)

802.11a E-Field measurement/IEEE 802.11a_OFDM 54 Mbps Ch. 144/Hearing Aid Compatibility Test (101x101x1): Interpolated grid: dx=0.5000 mm, dy=0.5000 mm

Device Reference Point: 0, 0, -6.3 mm
Reference Value = 18.28 V/m; Power Drift = 0.11 dB
Applied MIF = -3.15 dB
RF audio interference level = 24.77 dBV/m
Emission category: M4

MIF scaled E-field

Grid 1 **M4** **28.47 dBV/m**	Grid 2 **M4** **26.04 dBV/m**	Grid 3 **M4** **24.13 dBV/m**
Grid 4 **M4** **24.01 dBV/m**	Grid 5 **M4** **24.08 dBV/m**	Grid 6 **M4** **23.84 dBV/m**
Grid 7 **M4** **24.77 dBV/m**	Grid 8 **M4** **24.21 dBV/m**	Grid 9 **M4** **21.29 dBV/m**



0 dB = 26.52 V/m = 28.47 dBV/m

ANT 6

Communication System: UID 10069 - CAD, IEEE 802.11a/h WiFi 5 GHz (OFDM, 54 Mbps); Frequency: 5745 MHz; Duty Cycle: 1:11.3789
Phantom section: RF Section
DASY5 Configuration:
- Probe: EF3DV3 - SN4028; ConvF(1, 1, 1) @ 5745 MHz; Calibrated: 9/22/2022
- Sensor-Surface: (Fix Surface)
- Electronics: DAE4 Sn1352; Calibrated: 11/18/2022
- Phantom: HAC Test Arch with AMCC; Type: SD HAC P01 BB
- Measurement SW: DASY52, Version 52.10 (4);SEMCAD X Version 14.6.14 (7495)

802.11a E-Field measurement/IEEE 802.11a_OFDM 54 Mbps Ch. 149/Hearing Aid Compatibility Test (101x101x1): Interpolated grid: dx=0.5000 mm, dy=0.5000 mm

Device Reference Point: 0, 0, -6.3 mm
Reference Value = 19.22 V/m; Power Drift = 0.14 dB
Applied MIF = -3.15 dB
RF audio interference level = 24.56 dBV/m
Emission category: M4

MIF scaled E-field

Grid 1 **M4** **28.34 dBV/m**	Grid 2 **M4** **25.88 dBV/m**	Grid 3 **M4** **23.84 dBV/m**
Grid 4 **M4** **23.86 dBV/m**	Grid 5 **M4** **23.83 dBV/m**	Grid 6 **M4** **23.46 dBV/m**
Grid 7 **M4** **24.56 dBV/m**	Grid 8 **M4** **23.97 dBV/m**	Grid 9 **M4** **21.1 dBV/m**



0 dB = 26.12 V/m = 28.34 dBV/m

ANT 6

Communication System: UID 10069 - CAD, IEEE 802.11a/h WiFi 5 GHz (OFDM, 54 Mbps); Frequency: 5785 MHz; Duty Cycle: 1:11.3789
Phantom section: RF Section
DASY5 Configuration:
- Probe: EF3DV3 - SN4028; ConvF(1, 1, 1) @ 5785 MHz; Calibrated: 9/22/2022
- Sensor-Surface: (Fix Surface)
- Electronics: DAE4 Sn1352; Calibrated: 11/18/2022
- Phantom: HAC Test Arch with AMCC; Type: SD HAC P01 BB
- Measurement SW: DASY52, Version 52.10 (4);SEMCAD X Version 14.6.14 (7495)

802.11a E-Field measurement/IEEE 802.11a_OFDM 54 Mbps Ch. 157/Hearing Aid Compatibility Test (101x101x1): Interpolated grid: dx=0.5000 mm, dy=0.5000 mm

Device Reference Point: 0, 0, -6.3 mm
Reference Value = 20.00 V/m; Power Drift = -0.04 dB
Applied MIF = -3.15 dB
RF audio interference level = 24.86 dBV/m
Emission category: M4

MIF scaled E-field

Grid 1 **M4** **28.2 dBV/m**	Grid 2 **M4** **25.69 dBV/m**	Grid 3 **M4** **24.38 dBV/m**
Grid 4 **M4** **23.9 dBV/m**	Grid 5 **M4** **23.94 dBV/m**	Grid 6 **M4** **23.73 dBV/m**
Grid 7 **M4** **24.86 dBV/m**	Grid 8 **M4** **23.54 dBV/m**	Grid 9 **M4** **20.81 dBV/m**



0 dB = 25.71 V/m = 28.20 dBV/m

ANT 6

Communication System: UID 10069 - CAD, IEEE 802.11a/h WiFi 5 GHz (OFDM, 54 Mbps); Frequency: 5825 MHz; Duty Cycle: 1:11.3789
Phantom section: RF Section
DASY5 Configuration:
- Probe: EF3DV3 - SN4028; ConvF(1, 1, 1) @ 5825 MHz; Calibrated: 9/22/2022
- Sensor-Surface: (Fix Surface)
- Electronics: DAE4 Sn1352; Calibrated: 11/18/2022
- Phantom: HAC Test Arch with AMCC; Type: SD HAC P01 BB
- Measurement SW: DASY52, Version 52.10 (4);SEMCAD X Version 14.6.14 (7495)

802.11a E-Field measurement/IEEE 802.11a_OFDM 54 Mbps Ch. 165/Hearing Aid Compatibility Test (101x101x1): Interpolated grid: dx=0.5000 mm, dy=0.5000 mm

Device Reference Point: 0, 0, -6.3 mm
Reference Value = 21.29 V/m; Power Drift = 0.13 dB
Applied MIF = -3.15 dB
RF audio interference level = 24.39 dBV/m
Emission category: M4

MIF scaled E-field

Grid 1 **M4** **27.66 dBV/m**	Grid 2 **M4** **25.43 dBV/m**	Grid 3 **M4** **24.66 dBV/m**
Grid 4 **M4** **23.39 dBV/m**	Grid 5 **M4** **24.04 dBV/m**	Grid 6 **M4** **23.88 dBV/m**
Grid 7 **M4** **24.39 dBV/m**	Grid 8 **M4** **23.51 dBV/m**	Grid 9 **M4** **21.35 dBV/m**



0 dB = 24.15 V/m = 27.66 dBV/m

ANT 7

Communication System: UID 10173 - CAG, LTE-TDD (SC-FDMA, 1 RB, 20 MHz, 16-QAM); Frequency: 3560 MHz; Duty Cycle: 1:8.8736
Phantom section: RF Section
DASY5 Configuration:
- Probe: EF3DV3 - SN4028; ConvF(1, 1, 1) @ 3560 MHz; Calibrated: 9/22/2022
- Sensor-Surface: (Fix Surface)
- Electronics: DAE4 Sn1352; Calibrated: 11/18/2022
- Phantom: HAC Test Arch with AMCC; Type: SD HAC P01 BB
- Measurement SW: DASY52, Version 52.10 (4);SEMCAD X Version 14.6.14 (7495)

LTE Band 48_E-Field measurement/SC-FDMA RB 1/49 20 MHz 16QAM Ch. 55340/Hearing Aid Compatibility Test (101x101x1): Interpolated grid: dx=0.5000 mm, dy=0.5000 mm

Device Reference Point: 0, 0, -6.3 mm
Reference Value = 9.087 V/m; Power Drift = -0.11 dB
Applied MIF = -1.44 dB
RF audio interference level = 20.87 dBV/m
Emission category: M4

MIF scaled E-field

Grid 1 **M4** **20.57 dBV/m**	Grid 2 **M4** **16.6 dBV/m**	Grid 3 **M4** **14.39 dBV/m**
Grid 4 **M4** **21.74 dBV/m**	Grid 5 **M4** **19.37 dBV/m**	Grid 6 **M4** **19.44 dBV/m**
Grid 7 **M4** **21.8 dBV/m**	Grid 8 **M4** **20.87 dBV/m**	Grid 9 **M4** **20.87 dBV/m**



0 dB = 12.30 V/m = 21.80 dBV/m

ANT 7

Communication System: UID 10173 - CAG, LTE-TDD (SC-FDMA, 1 RB, 20 MHz, 16-QAM); Frequency: 3603.3 MHz; Duty Cycle: 1:8.8736
Phantom section: RF Section
DASY5 Configuration:
- Probe: EF3DV3 - SN4028; ConvF(1, 1, 1) @ 3603.3 MHz; Calibrated: 9/22/2022
- Sensor-Surface: (Fix Surface)
- Electronics: DAE4 Sn1352; Calibrated: 11/18/2022
- Phantom: HAC Test Arch with AMCC; Type: SD HAC P01 BB
- Measurement SW: DASY52, Version 52.10 (4);SEMCAD X Version 14.6.14 (7495)

LTE Band 48_E-Field measurement/SC-FDMA RB 1/49 20 MHz 16QAM Ch. 55773/Hearing Aid Compatibility Test (101x101x1): Interpolated grid: dx=0.5000 mm, dy=0.5000 mm

Device Reference Point: 0, 0, -6.3 mm
Reference Value = 7.448 V/m; Power Drift = -0.20 dB
Applied MIF = -1.44 dB
RF audio interference level = 20.75 dBV/m
Emission category: M4

MIF scaled E-field

Grid 1 **M4** **20.55 dBV/m**	Grid 2 **M4** **16.19 dBV/m**	Grid 3 **M4** **14.41 dBV/m**
Grid 4 **M4** **21.98 dBV/m**	Grid 5 **M4** **19.2 dBV/m**	Grid 6 **M4** **19.6 dBV/m**
Grid 7 **M4** **21.97 dBV/m**	Grid 8 **M4** **20.31 dBV/m**	Grid 9 **M4** **20.75 dBV/m**



0 dB = 12.55 V/m = 21.97 dBV/m

ANT 7

Communication System: UID 10173 - CAG, LTE-TDD (SC-FDMA, 1 RB, 20 MHz, 16-QAM); Frequency: 3646.7 MHz; Duty Cycle: 1:8.8736
Phantom section: RF Section
DASY5 Configuration:
- Probe: EF3DV3 - SN4028; ConvF(1, 1, 1) @ 3646.7 MHz; Calibrated: 9/22/2022
- Sensor-Surface: (Fix Surface)
- Electronics: DAE4 Sn1352; Calibrated: 11/18/2022
- Phantom: HAC Test Arch with AMCC; Type: SD HAC P01 BB
- Measurement SW: DASY52, Version 52.10 (4);SEMCAD X Version 14.6.14 (7495)

LTE Band 48_E-Field measurement/SC-FDMA RB 1/49 20 MHz 16QAM Ch. 56207/Hearing Aid Compatibility Test (101x101x1): Interpolated grid: dx=0.5000 mm, dy=0.5000 mm

Device Reference Point: 0, 0, -6.3 mm
Reference Value = 6.761 V/m; Power Drift = -0.22 dB
Applied MIF = -1.44 dB
RF audio interference level = 19.90 dBV/m
Emission category: M4

MIF scaled E-field

Grid 1 **M4** **20.31 dBV/m**	Grid 2 **M4** **15.05 dBV/m**	Grid 3 **M4** **15.39 dBV/m**
Grid 4 **M4** **21.64 dBV/m**	Grid 5 **M4** **18.74 dBV/m**	Grid 6 **M4** **18.98 dBV/m**
Grid 7 **M4** **21.45 dBV/m**	Grid 8 **M4** **19.85 dBV/m**	Grid 9 **M4** **19.9 dBV/m**



0 dB = 12.07 V/m = 21.63 dBV/m

ANT 7

Communication System: UID 10173 - CAG, LTE-TDD (SC-FDMA, 1 RB, 20 MHz, 16-QAM); Frequency: 3690 MHz; Duty Cycle: 1:8.8736
Phantom section: RF Section
DASY5 Configuration:
- Probe: EF3DV3 - SN4028; ConvF(1, 1, 1) @ 3690 MHz; Calibrated: 9/22/2022
- Sensor-Surface: (Fix Surface)
- Electronics: DAE4 Sn1352; Calibrated: 11/18/2022
- Phantom: HAC Test Arch with AMCC; Type: SD HAC P01 BB
- Measurement SW: DASY52, Version 52.10 (4);SEMCAD X Version 14.6.14 (7495)

LTE Band 48_E-Field measurement/SC-FDMA RB 1/49 20 MHz 16QAM Ch. 56640/Hearing Aid Compatibility Test (101x101x1): Interpolated grid: dx=0.5000 mm, dy=0.5000 mm

Device Reference Point: 0, 0, -6.3 mm
Reference Value = 6.515 V/m; Power Drift = 0.37 dB
Applied MIF = -1.44 dB
RF audio interference level = 19.66 dBV/m
Emission category: M4

MIF scaled E-field

Grid 1 **M4** **17.59 dBV/m**	Grid 2 **M4** **13.58 dBV/m**	Grid 3 **M4** **13.95 dBV/m**
Grid 4 **M4** **19.66 dBV/m**	Grid 5 **M4** **18 dBV/m**	Grid 6 **M4** **17.99 dBV/m**
Grid 7 **M4** **20.15 dBV/m**	Grid 8 **M4** **19.71 dBV/m**	Grid 9 **M4** **19.72 dBV/m**



0 dB = 10.18 V/m = 20.15 dBV/m

ANT 8

Communication System: UID 10173 - CAG, LTE-TDD (SC-FDMA, 1 RB, 20 MHz, 16-QAM); Frequency: 3560 MHz; Duty Cycle: 1:8.8736
Phantom section: RF Section
DASY5 Configuration:
- Probe: EF3DV3 - SN4028; ConvF(1, 1, 1) @ 3560 MHz; Calibrated: 9/22/2022
- Sensor-Surface: (Fix Surface)
- Electronics: DAE4 Sn1352; Calibrated: 11/18/2022
- Phantom: HAC Test Arch with AMCC; Type: SD HAC P01 BB
- Measurement SW: DASY52, Version 52.10 (4);SEMCAD X Version 14.6.14 (7495)

LTE Band 48_E-Field measurement/SC-FDMA RB 1/49 20 MHz 16QAM Ch. 55340/Hearing Aid Compatibility Test (101x101x1): Interpolated grid: dx=0.5000 mm, dy=0.5000 mm

Device Reference Point: 0, 0, -6.3 mm
Reference Value = 58.12 V/m; Power Drift = 0.11 dB
Applied MIF = -1.44 dB
RF audio interference level = 29.30 dBV/m
Emission category: M4

MIF scaled E-field

Grid 1 **M4** **25.36 dBV/m**	Grid 2 **M4** **25.91 dBV/m**	Grid 3 **M4** **25.07 dBV/m**
Grid 4 **M4** **28.61 dBV/m**	Grid 5 **M4** **29.3 dBV/m**	Grid 6 **M4** **26.7 dBV/m**
Grid 7 **M4** **27.27 dBV/m**	Grid 8 **M4** **28.25 dBV/m**	Grid 9 **M4** **26.7 dBV/m**



0 dB = 29.17 V/m = 29.30 dBV/m

ANT 8

Communication System: UID 10173 - CAG, LTE-TDD (SC-FDMA, 1 RB, 20 MHz, 16-QAM); Frequency: 3603.3 MHz; Duty Cycle: 1:8.8736
Phantom section: RF Section
DASY5 Configuration:
- Probe: EF3DV3 - SN4028; ConvF(1, 1, 1) @ 3603.3 MHz; Calibrated: 9/22/2022
- Sensor-Surface: (Fix Surface)
- Electronics: DAE4 Sn1352; Calibrated: 11/18/2022
- Phantom: HAC Test Arch with AMCC; Type: SD HAC P01 BB
- Measurement SW: DASY52, Version 52.10 (4);SEMCAD X Version 14.6.14 (7495)

LTE Band 48_E-Field measurement/SC-FDMA RB 1/49 20 MHz 16QAM Ch. 55773/Hearing Aid Compatibility Test (101x101x1): Interpolated grid: dx=0.5000 mm, dy=0.5000 mm

Device Reference Point: 0, 0, -6.3 mm
Reference Value = 58.92 V/m; Power Drift = -0.00 dB
Applied MIF = -1.44 dB
RF audio interference level = 29.34 dBV/m
Emission category: M4

MIF scaled E-field

Grid 1 **M4** **25.73 dBV/m**	Grid 2 **M4** **26.17 dBV/m**	Grid 3 **M4** **24.27 dBV/m**
Grid 4 **M4** **28.74 dBV/m**	Grid 5 **M4** **29.34 dBV/m**	Grid 6 **M4** **26.46 dBV/m**
Grid 7 **M4** **27.47 dBV/m**	Grid 8 **M4** **28.08 dBV/m**	Grid 9 **M4** **26.38 dBV/m**



0 dB = 29.30 V/m = 29.34 dBV/m

ANT 8

Communication System: UID 10173 - CAG, LTE-TDD (SC-FDMA, 1 RB, 20 MHz, 16-QAM); Frequency: 3646.7 MHz; Duty Cycle: 1:8.8736
Phantom section: RF Section
DASY5 Configuration:
- Probe: EF3DV3 - SN4028; ConvF(1, 1, 1) @ 3646.7 MHz; Calibrated: 9/22/2022
- Sensor-Surface: (Fix Surface)
- Electronics: DAE4 Sn1352; Calibrated: 11/18/2022
- Phantom: HAC Test Arch with AMCC; Type: SD HAC P01 BB
- Measurement SW: DASY52, Version 52.10 (4);SEMCAD X Version 14.6.14 (7495)

LTE Band 48_E-Field measurement/SC-FDMA RB 1/49 20 MHz 16QAM Ch. 56207/Hearing Aid Compatibility Test (101x101x1): Interpolated grid: dx=0.5000 mm, dy=0.5000 mm

Device Reference Point: 0, 0, -6.3 mm
Reference Value = 58.95 V/m; Power Drift = -0.25 dB
Applied MIF = -1.44 dB
RF audio interference level = 29.22 dBV/m
Emission category: M4

MIF scaled E-field

Grid 1 **M4** **25.88 dBV/m**	Grid 2 **M4** **26.29 dBV/m**	Grid 3 **M4** **24.65 dBV/m**
Grid 4 **M4** **28.75 dBV/m**	Grid 5 **M4** **29.22 dBV/m**	Grid 6 **M4** **26.27 dBV/m**
Grid 7 **M4** **27.55 dBV/m**	Grid 8 **M4** **28.04 dBV/m**	Grid 9 **M4** **26.2 dBV/m**



0 dB = 28.90 V/m = 29.22 dBV/m

ANT 8

Communication System: UID 10173 - CAG, LTE-TDD (SC-FDMA, 1 RB, 20 MHz, 16-QAM); Frequency: 3690 MHz; Duty Cycle: 1:8.8736
Phantom section: RF Section
DASY5 Configuration:
- Probe: EF3DV3 - SN4028; ConvF(1, 1, 1) @ 3690 MHz; Calibrated: 9/22/2022
- Sensor-Surface: (Fix Surface)
- Electronics: DAE4 Sn1352; Calibrated: 11/18/2022
- Phantom: HAC Test Arch with AMCC; Type: SD HAC P01 BB
- Measurement SW: DASY52, Version 52.10 (4);SEMCAD X Version 14.6.14 (7495)

LTE Band 48_E-Field measurement/SC-FDMA RB 1/49 20 MHz 16QAM Ch. 56640/Hearing Aid Compatibility Test (101x101x1): Interpolated grid: dx=0.5000 mm, dy=0.5000 mm

Device Reference Point: 0, 0, -6.3 mm
Reference Value = 61.01 V/m; Power Drift = -0.20 dB
Applied MIF = -1.44 dB
RF audio interference level = 29.18 dBV/m
Emission category: M4

MIF scaled E-field

Grid 1 **M4** **26.07 dBV/m**	Grid 2 **M4** **26.42 dBV/m**	Grid 3 **M4** **25 dBV/m**
Grid 4 **M4** **28.65 dBV/m**	Grid 5 **M4** **29.18 dBV/m**	Grid 6 **M4** **26.44 dBV/m**
Grid 7 **M4** **27.38 dBV/m**	Grid 8 **M4** **27.93 dBV/m**	Grid 9 **M4** **26.09 dBV/m**



0 dB = 28.78 V/m = 29.18 dBV/m

ANT 9

Communication System: UID 10173 - CAG, LTE-TDD (SC-FDMA, 1 RB, 20 MHz, 16-QAM); Frequency: 3560 MHz; Duty Cycle: 1:8.8736
Phantom section: RF Section
DASY5 Configuration:
- Probe: EF3DV3 - SN4028; ConvF(1, 1, 1) @ 3560 MHz; Calibrated: 9/22/2022
- Sensor-Surface: (Fix Surface)
- Electronics: DAE4 Sn1352; Calibrated: 11/18/2022
- Phantom: HAC Test Arch with AMCC; Type: SD HAC P01 BB
- Measurement SW: DASY52, Version 52.10 (4);SEMCAD X Version 14.6.14 (7495)

LTE Band 48_E-Field measurement/SC-FDMA RB 1/50 20 MHz 16QAM Ch. 55340/Hearing Aid Compatibility Test (101x101x1): Interpolated grid: dx=0.5000 mm, dy=0.5000 mm

Device Reference Point: 0, 0, -6.3 mm
Reference Value = 10.29 V/m; Power Drift = 0.07 dB
Applied MIF = -1.44 dB
RF audio interference level = 20.51 dBV/m
Emission category: M4

MIF scaled E-field

Grid 1 **M4** **21.92 dBV/m**	Grid 2 **M4** **21.71 dBV/m**	Grid 3 **M4** **21.67 dBV/m**
Grid 4 **M4** **20.51 dBV/m**	Grid 5 **M4** **19.83 dBV/m**	Grid 6 **M4** **19.95 dBV/m**
Grid 7 **M4** **18.13 dBV/m**	Grid 8 **M4** **16.32 dBV/m**	Grid 9 **M4** **16.92 dBV/m**



0 dB = 12.47 V/m = 21.92 dBV/m

ANT 9

Communication System: UID 10173 - CAG, LTE-TDD (SC-FDMA, 1 RB, 20 MHz, 16-QAM); Frequency: 3603.3 MHz; Duty Cycle: 1:8.8736
Phantom section: RF Section
DASY5 Configuration:
- Probe: EF3DV3 - SN4028; ConvF(1, 1, 1) @ 3603.3 MHz; Calibrated: 9/22/2022
- Sensor-Surface: (Fix Surface)
- Electronics: DAE4 Sn1352; Calibrated: 11/18/2022
- Phantom: HAC Test Arch with AMCC; Type: SD HAC P01 BB
- Measurement SW: DASY52, Version 52.10 (4);SEMCAD X Version 14.6.14 (7495)

LTE Band 48_E-Field measurement/SC-FDMA RB 1/50 20 MHz 16QAM Ch. 55773/Hearing Aid Compatibility Test (101x101x1): Interpolated grid: dx=0.5000 mm, dy=0.5000 mm

Device Reference Point: 0, 0, -6.3 mm
Reference Value = 9.622 V/m; Power Drift = -0.04 dB
Applied MIF = -1.44 dB
RF audio interference level = 21.06 dBV/m
Emission category: M4

MIF scaled E-field

Grid 1 **M4** **22.74 dBV/m**	Grid 2 **M4** **21.05 dBV/m**	Grid 3 **M4** **21.06 dBV/m**
Grid 4 **M4** **21.42 dBV/m**	Grid 5 **M4** **19.4 dBV/m**	Grid 6 **M4** **19.45 dBV/m**
Grid 7 **M4** **19.92 dBV/m**	Grid 8 **M4** **17.18 dBV/m**	Grid 9 **M4** **16.42 dBV/m**



0 dB = 13.70 V/m = 22.73 dBV/m

ANT 9

Communication System: UID 10173 - CAG, LTE-TDD (SC-FDMA, 1 RB, 20 MHz, 16-QAM); Frequency: 3646.7 MHz; Duty Cycle: 1:8.8736
Phantom section: RF Section
DASY5 Configuration:
- Probe: EF3DV3 - SN4028; ConvF(1, 1, 1) @ 3646.7 MHz; Calibrated: 9/22/2022
- Sensor-Surface: (Fix Surface)
- Electronics: DAE4 Sn1352; Calibrated: 11/18/2022
- Phantom: HAC Test Arch with AMCC; Type: SD HAC P01 BB
- Measurement SW: DASY52, Version 52.10 (4);SEMCAD X Version 14.6.14 (7495)

LTE Band 48_E-Field measurement/SC-FDMA RB 1/50 20 MHz 16QAM Ch. 56207/Hearing Aid Compatibility Test (101x101x1): Interpolated grid: dx=0.5000 mm, dy=0.5000 mm

Device Reference Point: 0, 0, -6.3 mm
Reference Value = 8.957 V/m; Power Drift = 0.17 dB
Applied MIF = -1.44 dB
RF audio interference level = 20.44 dBV/m
Emission category: M4

MIF scaled E-field

Grid 1 **M4** **22.66 dBV/m**	Grid 2 **M4** **20.75 dBV/m**	Grid 3 **M4** **20.44 dBV/m**
Grid 4 **M4** **21.42 dBV/m**	Grid 5 **M4** **19.26 dBV/m**	Grid 6 **M4** **19.88 dBV/m**
Grid 7 **M4** **19.71 dBV/m**	Grid 8 **M4** **16.64 dBV/m**	Grid 9 **M4** **17.45 dBV/m**



0 dB = 13.58 V/m = 22.66 dBV/m

ANT 9

Communication System: UID 10173 - CAG, LTE-TDD (SC-FDMA, 1 RB, 20 MHz, 16-QAM); Frequency: 3690 MHz; Duty Cycle: 1:8.8736
Phantom section: RF Section
DASY5 Configuration:
- Probe: EF3DV3 - SN4028; ConvF(1, 1, 1) @ 3690 MHz; Calibrated: 9/22/2022
- Sensor-Surface: (Fix Surface)
- Electronics: DAE4 Sn1352; Calibrated: 11/18/2022
- Phantom: HAC Test Arch with AMCC; Type: SD HAC P01 BB
- Measurement SW: DASY52, Version 52.10 (4);SEMCAD X Version 14.6.14 (7495)

LTE Band 48_E-Field measurement/SC-FDMA RB 1/50 20 MHz 16QAM Ch. 56640/Hearing Aid Compatibility Test (101x101x1): Interpolated grid: dx=0.5000 mm, dy=0.5000 mm

Device Reference Point: 0, 0, -6.3 mm
Reference Value = 9.316 V/m; Power Drift = 0.32 dB
Applied MIF = -1.44 dB
RF audio interference level = 20.54 dBV/m
Emission category: M4

MIF scaled E-field

Grid 1 **M4** **21.88 dBV/m**	Grid 2 **M4** **20.56 dBV/m**	Grid 3 **M4** **20.54 dBV/m**
Grid 4 **M4** **20.73 dBV/m**	Grid 5 **M4** **19.1 dBV/m**	Grid 6 **M4** **19.23 dBV/m**
Grid 7 **M4** **19.25 dBV/m**	Grid 8 **M4** **17.31 dBV/m**	Grid 9 **M4** **17.92 dBV/m**



0 dB = 12.41 V/m = 21.88 dBV/m