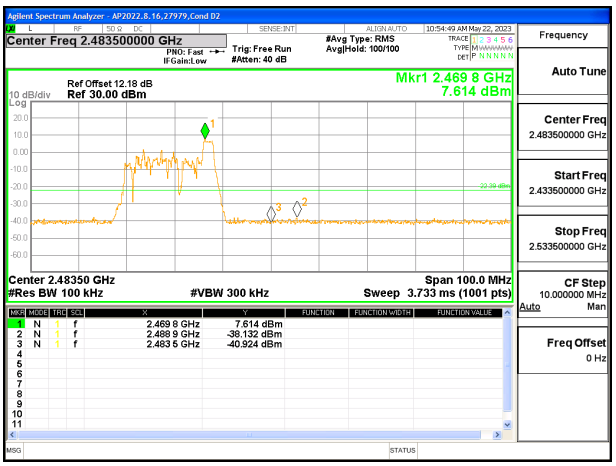

HIGH CHANNEL 11 BANDEDGE ANT 3

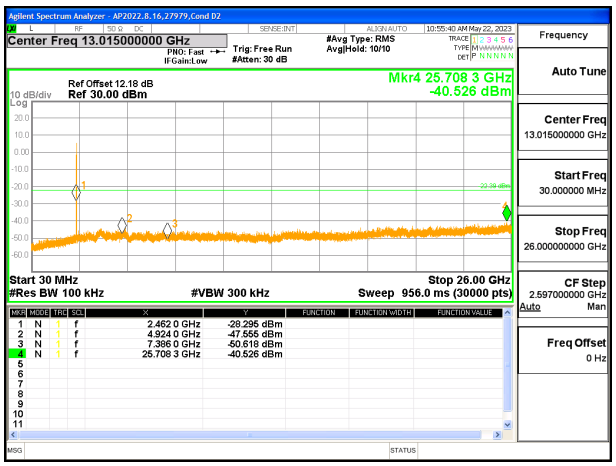

OUT-OF-BAND HIGH CHANNEL 11 ANT 3

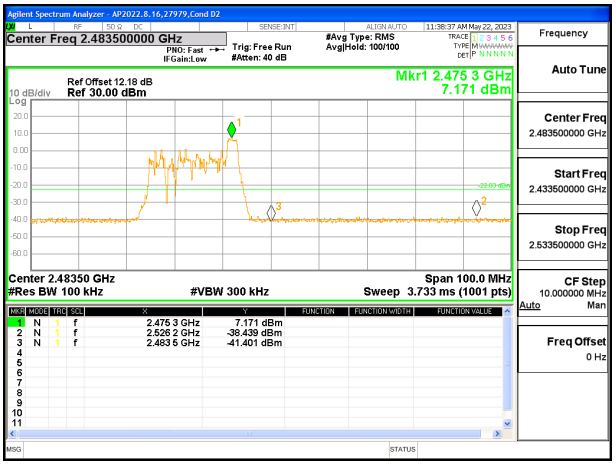

HIGH CHANNEL 12 BANDEDGE ANT 3

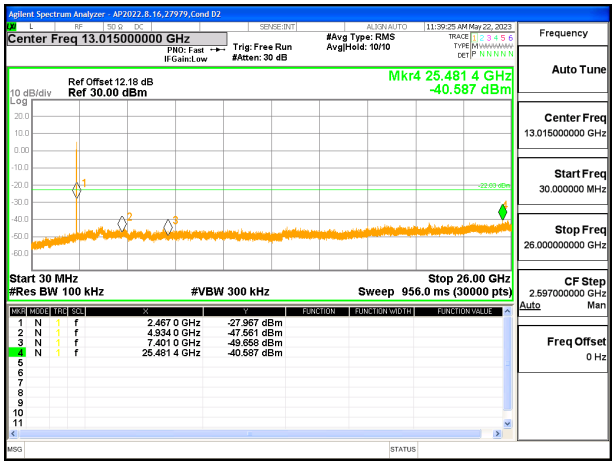

OUT-OF-BAND HIGH CHANNEL 12 ANT 3

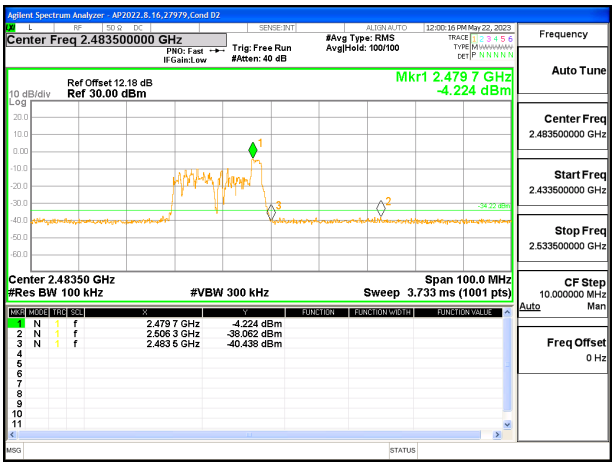

HIGH CHANNEL 13 BANDEDGE ANT 3

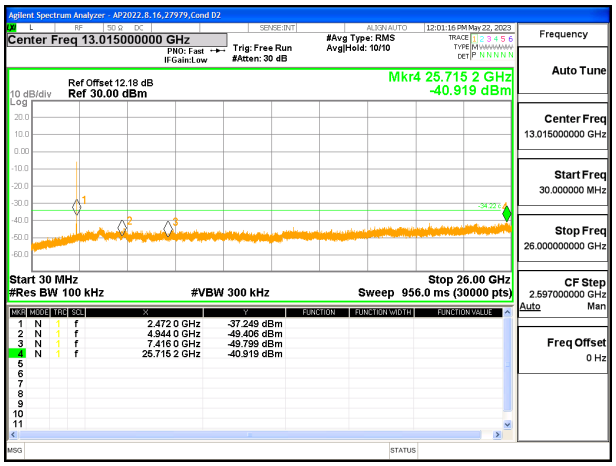

OUT-OF-BAND HIGH CHANNEL 13 ANT 3

UL VERIFICATION SERVICES INC.
47173 Benicia Street, Fremont, CA 94538; USA TEL:(510) 319-4000 FAX:(510) 661-0888
This report shall not be reproduced except in full, without the written approval of UL Verification Services Inc.

ANT 4 + ANT 3 2TX MODE: SU Mode

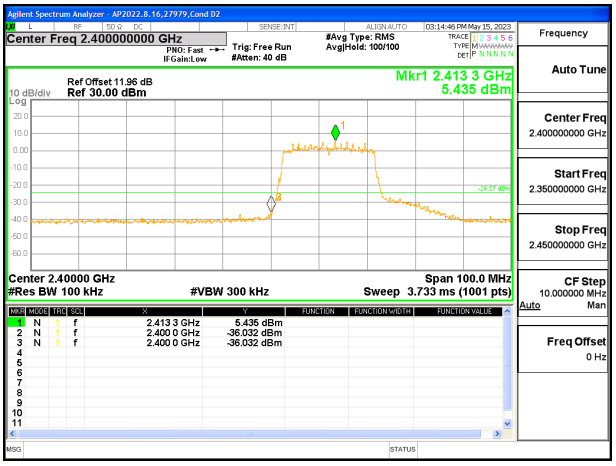

LOW CHANNEL 1 BANDEDGE ANT 4

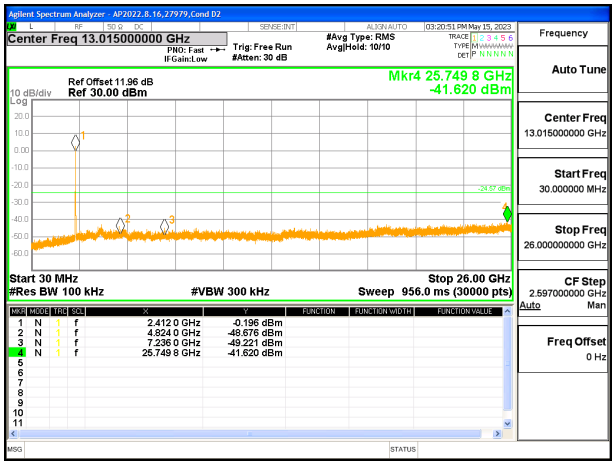

OUT-OF-BAND LOW CHANNEL 1 ANT 4

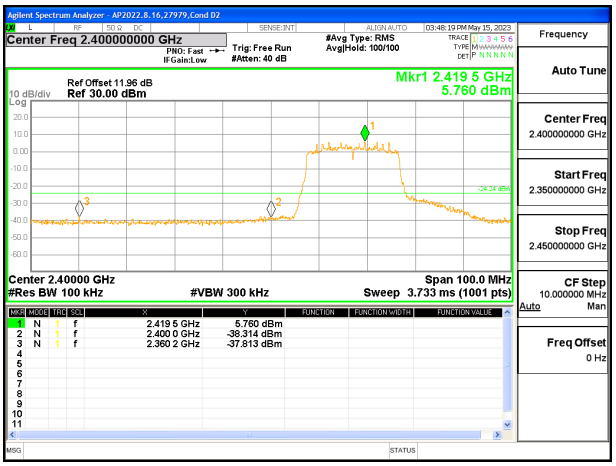

LOW CHANNEL 2 BANDEDGE ANT 4

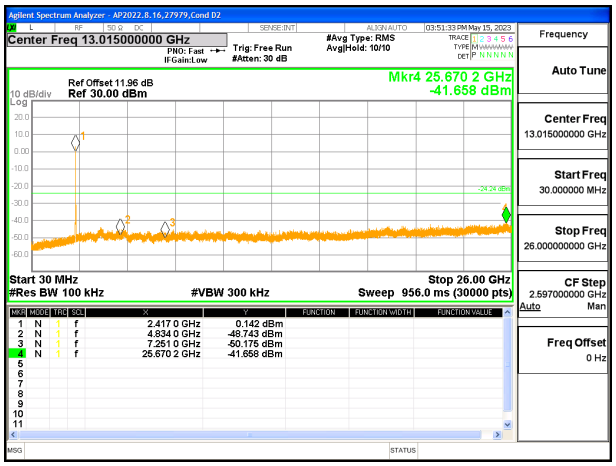

OUT-OF-BAND LOW CHANNEL 2 ANT 4

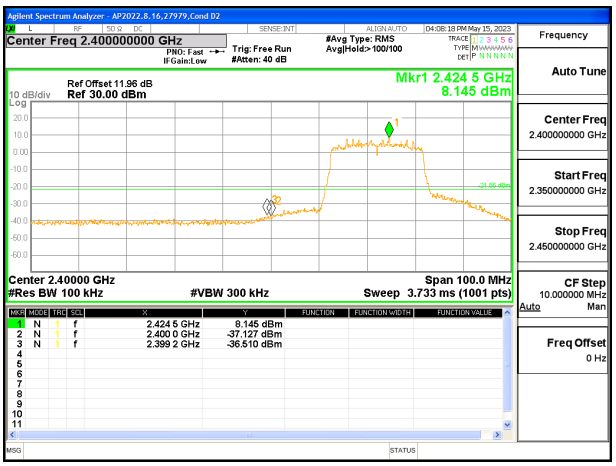

LOW CHANNEL 3 BANDEDGE ANT 4

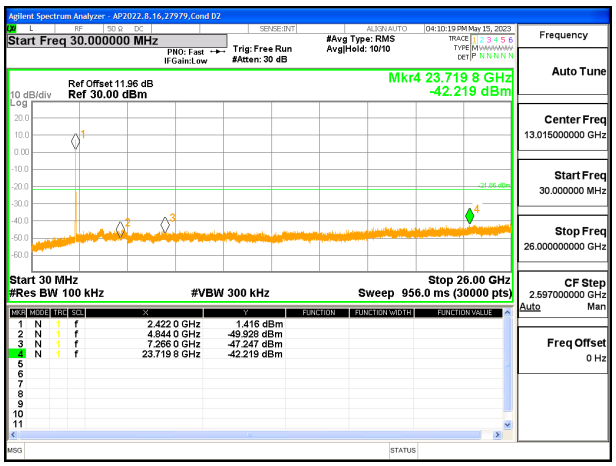

OUT-OF-BAND LOW CHANNEL 3 ANT 4

UL VERIFICATION SERVICES INC.
47173 Benicia Street, Fremont, CA 94538; USA TEL:(510) 319-4000 FAX:(510) 661-0888

This report shall not be reproduced except in full, without the written approval of UL Verification Services Inc.

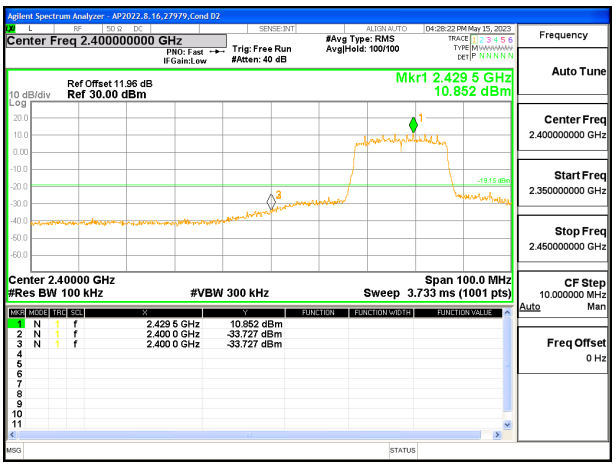

LOW CHANNEL 4 BANDEDGE ANT 4

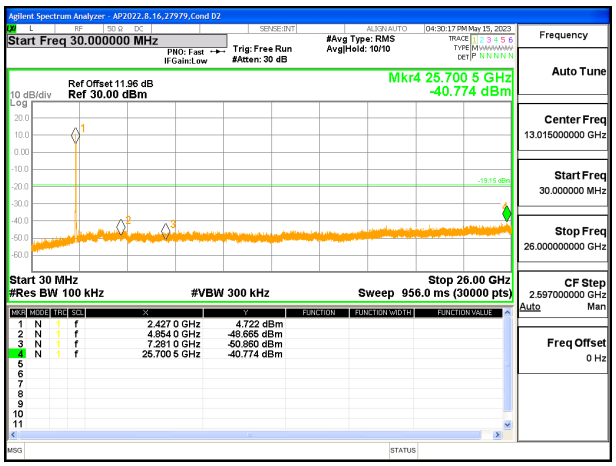

OUT-OF-BAND LOW CHANNEL 4 ANT 4

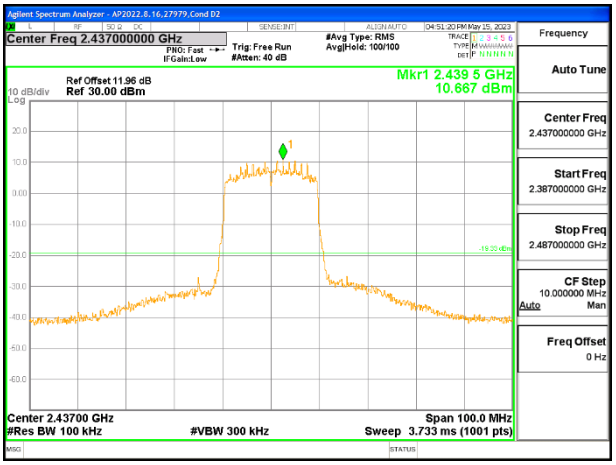

IN-BAND REFERENCE LEVEL ANT 4

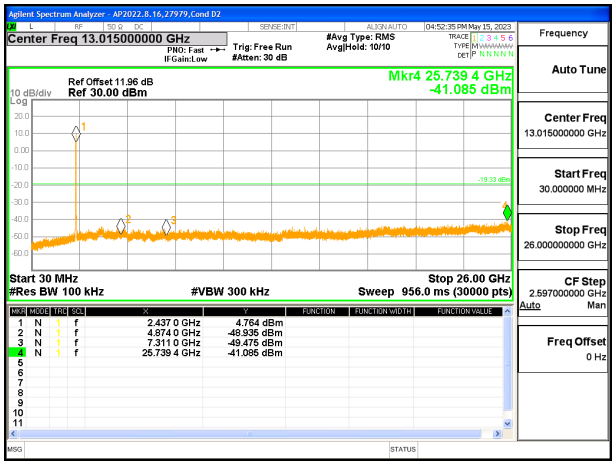

OUT-OF-BAND MID CHANNEL ANT 4

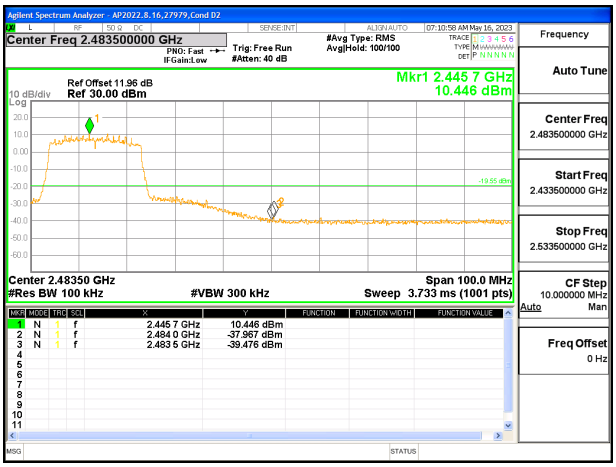

HIGH CHANNEL 8 BANDEDGE ANT 4

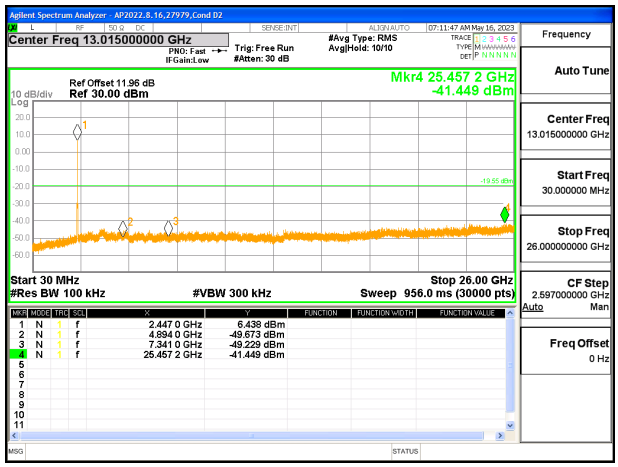

OUT-OF-BAND HIGH CHANNEL 8 ANT 4

UL VERIFICATION SERVICES INC.
47173 Benicia Street, Fremont, CA 94538; USA TEL:(510) 319-4000 FAX:(510) 661-0888
This report shall not be reproduced except in full, without the written approval of UL Verification Services Inc.

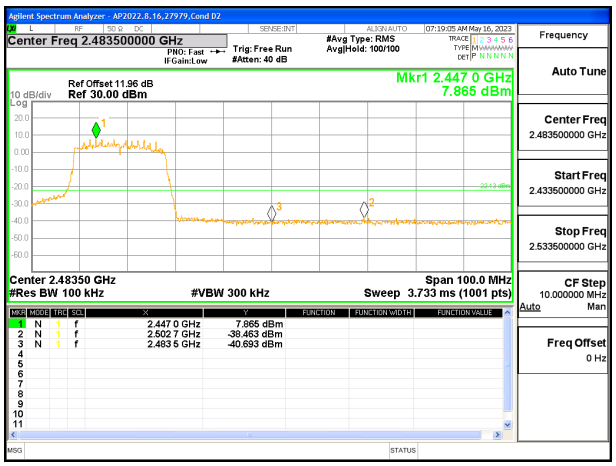

HIGH CHANNEL 9 BANDEDGE ANT 4

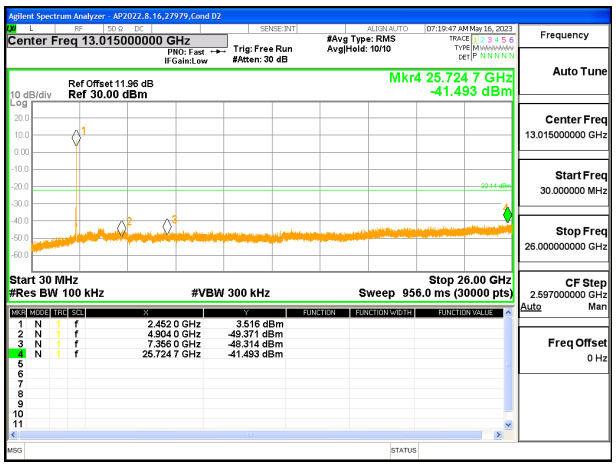

OUT-OF-BAND HIGH CHANNEL 9 ANT 4

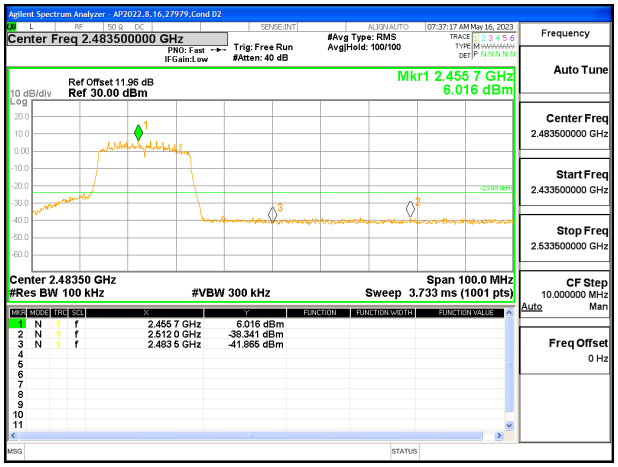

HIGH CHANNEL 10 BANDEDGE ANT 4

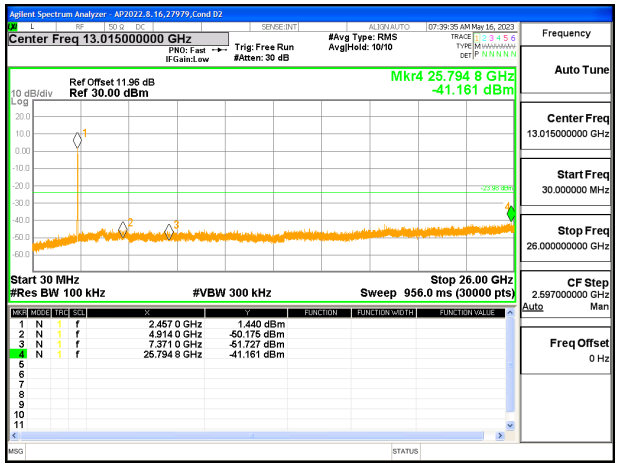

OUT-OF-BAND HIGH CHANNEL 10 ANT 4

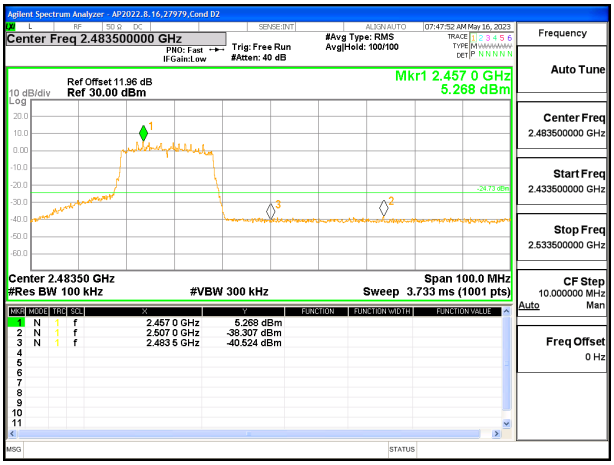

HIGH CHANNEL 11 BANDEDGE ANT 4

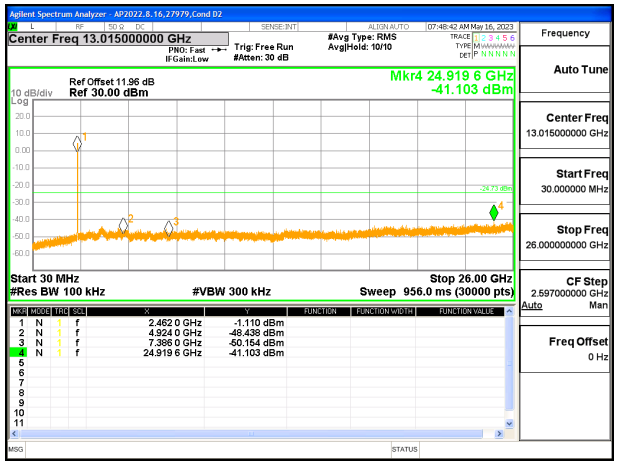

OUT-OF-BAND HIGH CHANNEL 11 ANT 4

UL VERIFICATION SERVICES INC.
47173 Benicia Street, Fremont, CA 94538; USA TEL:(510) 319-4000 FAX:(510) 661-0888
This report shall not be reproduced except in full, without the written approval of UL Verification Services Inc.

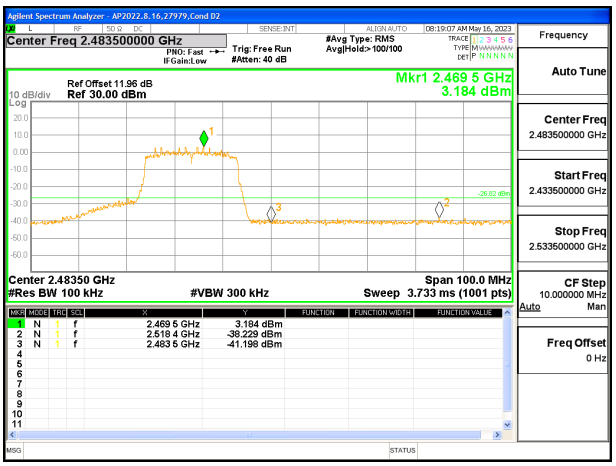

HIGH CHANNEL 12 BANDEDGE ANT 4

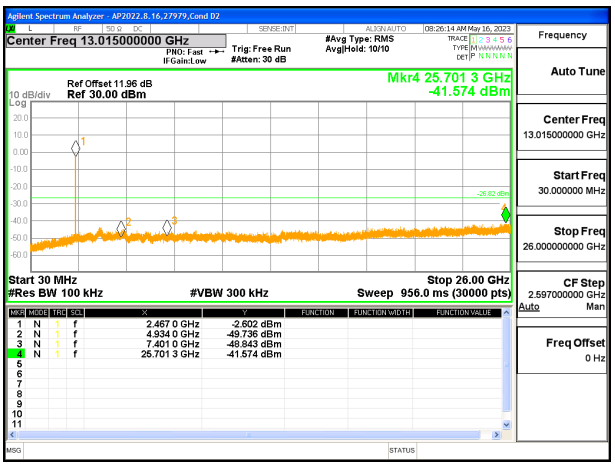

OUT-OF-BAND HIGH CHANNEL 12 ANT 4

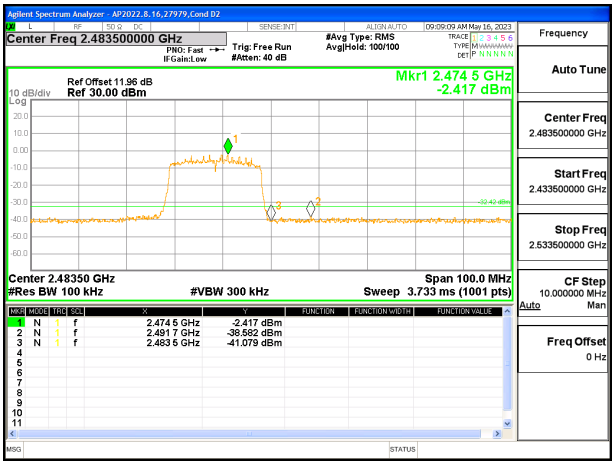

HIGH CHANNEL 13 BANDEDGE ANT 4

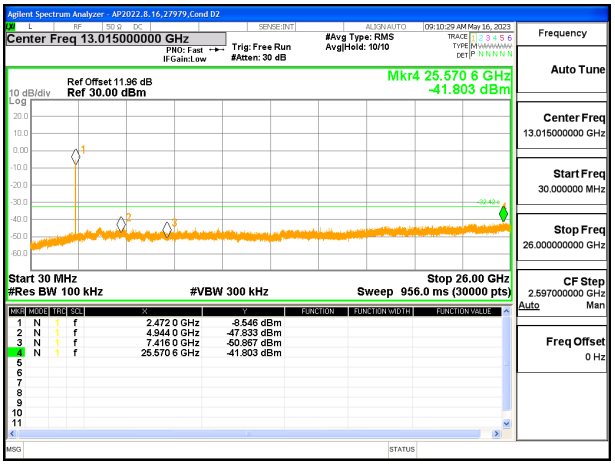

OUT-OF-BAND HIGH CHANNEL 13 ANT 4

UL VERIFICATION SERVICES INC.
47173 Benicia Street, Fremont, CA 94538; USA TEL:(510) 319-4000 FAX:(510) 661-0888
This report shall not be reproduced except in full, without the written approval of UL Verification Services Inc.

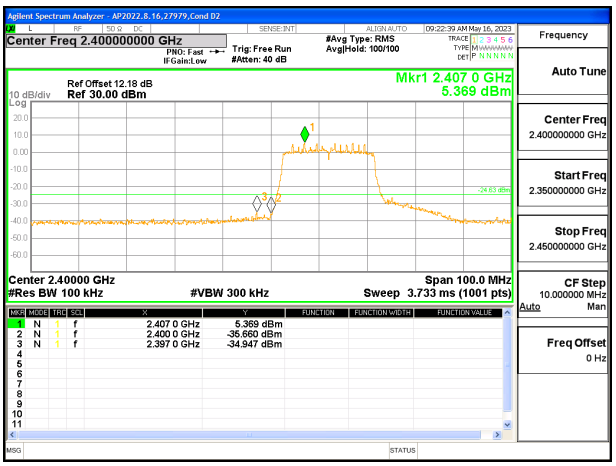

LOW CHANNEL 1 BANDEDGE ANT 3

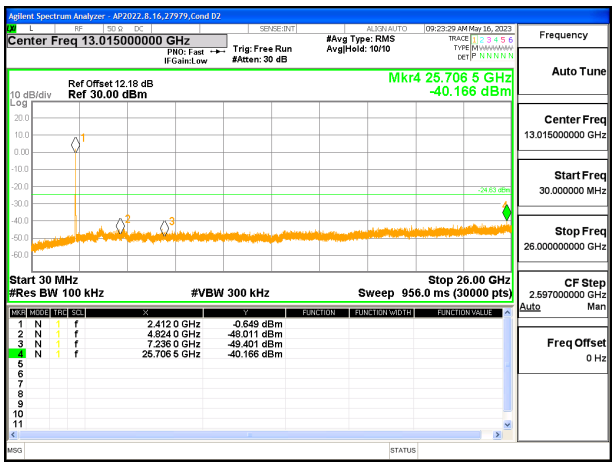

OUT-OF-BAND LOW CHANNEL 1 ANT 3

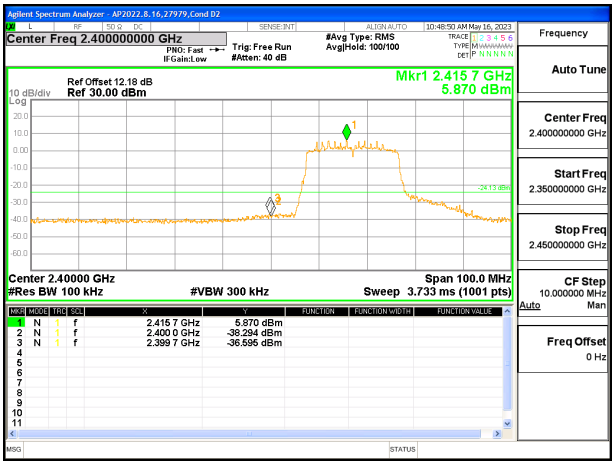

LOW CHANNEL 2 BANDEDGE ANT 3

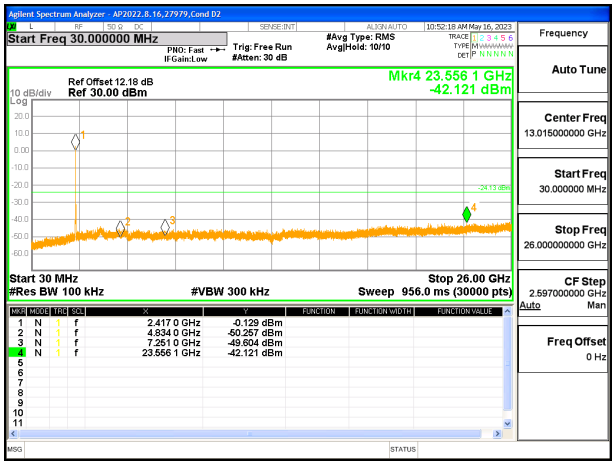

OUT-OF-BAND LOW CHANNEL 2 ANT 3

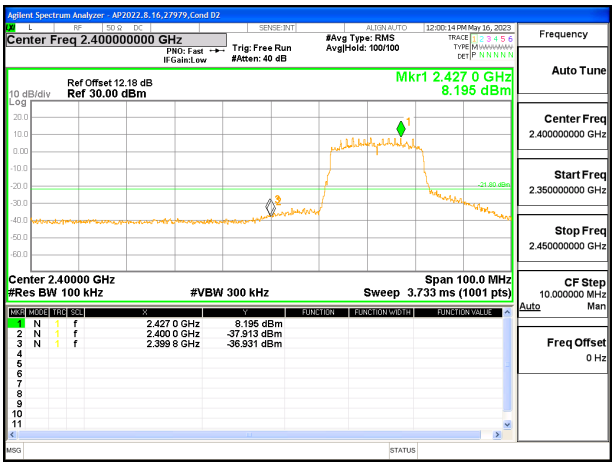

LOW CHANNEL 3 BANDEDGE ANT 3

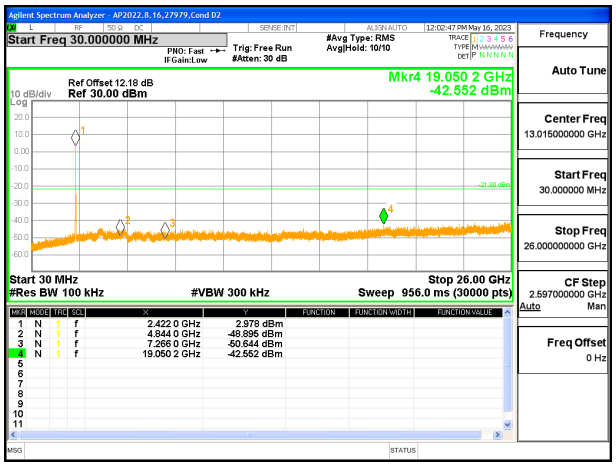

OUT-OF-BAND LOW CHANNEL 3 ANT 3

UL VERIFICATION SERVICES INC.
47173 Benicia Street, Fremont, CA 94538; USA TEL:(510) 319-4000 FAX:(510) 661-0888
This report shall not be reproduced except in full, without the written approval of UL Verification Services Inc.

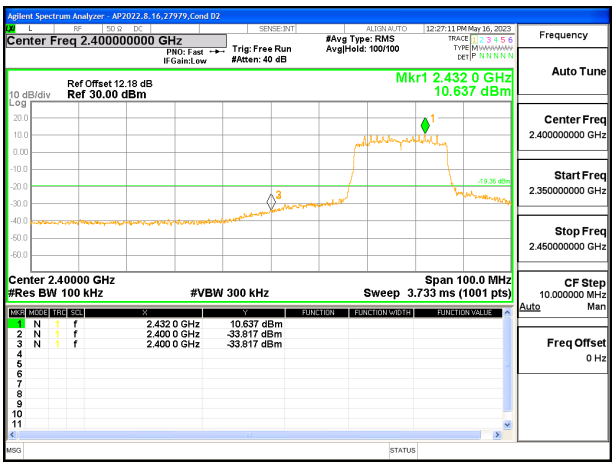

LOW CHANNEL 4 BANDEDGE ANT 3

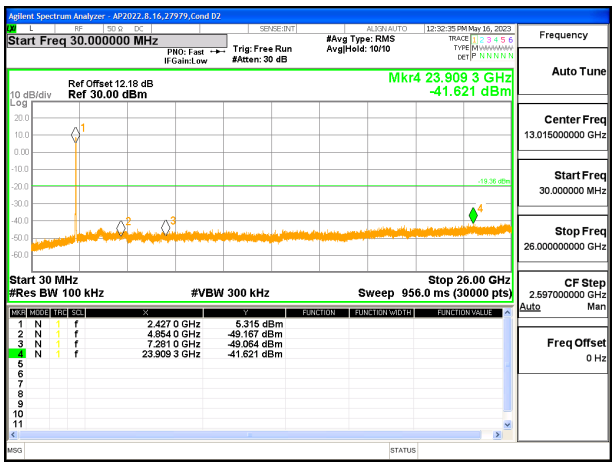

OUT-OF-BAND LOW CHANNEL 4 ANT 3

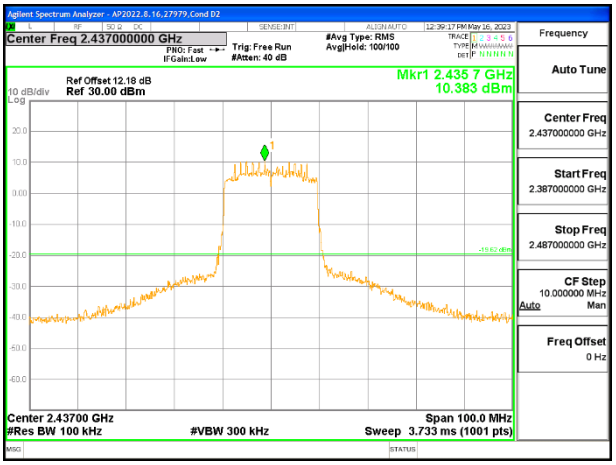

IN-BAND REFERENCE LEVEL ANT 3

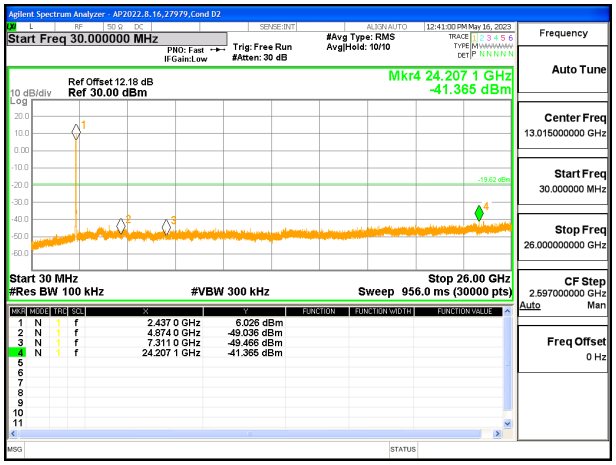

OUT-OF-BAND MID CHANNEL ANT 3

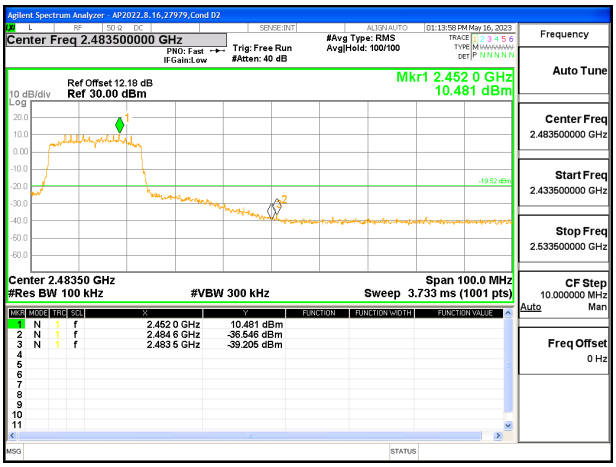

HIGH CHANNEL 8 BANDEDGE ANT 3

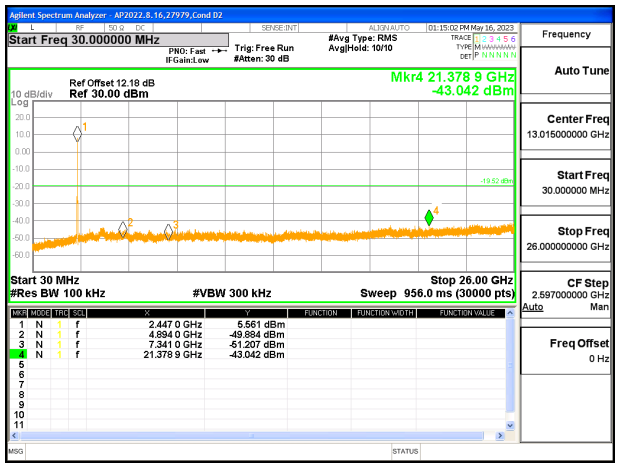

OUT-OF-BAND HIGH CHANNEL 8 ANT 3

UL VERIFICATION SERVICES INC.
47173 Benicia Street, Fremont, CA 94538; USA TEL:(510) 319-4000 FAX:(510) 661-0888
This report shall not be reproduced except in full, without the written approval of UL Verification Services Inc.

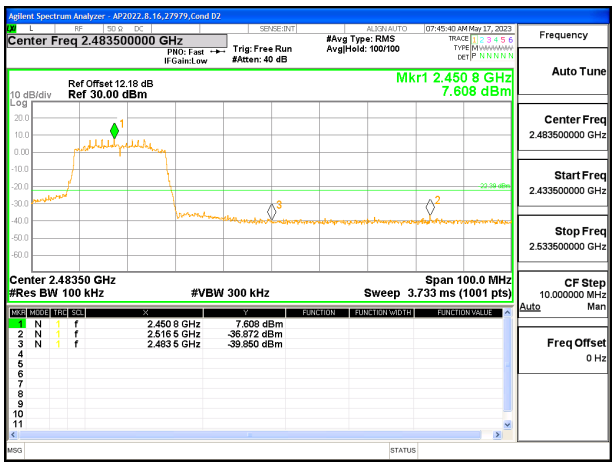

HIGH CHANNEL 9 BANDEDGE ANT 3

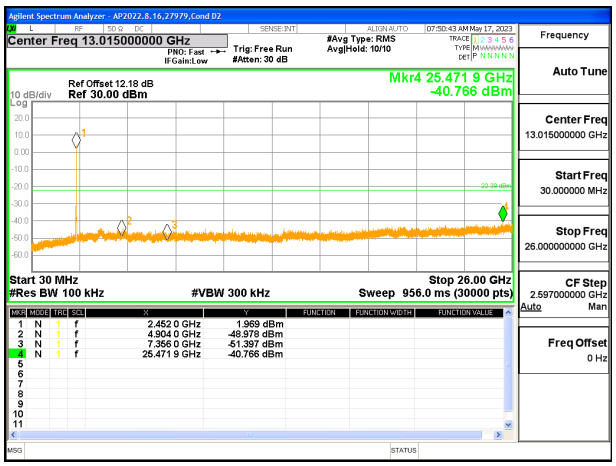

OUT-OF-BAND HIGH CHANNEL 9 ANT 3

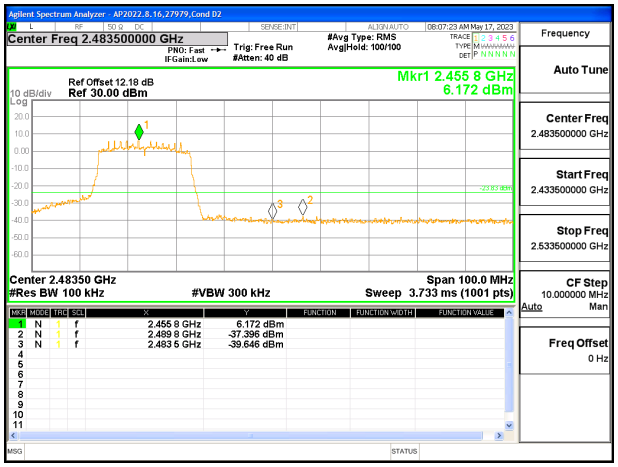

HIGH CHANNEL 10 BANDEDGE ANT 3

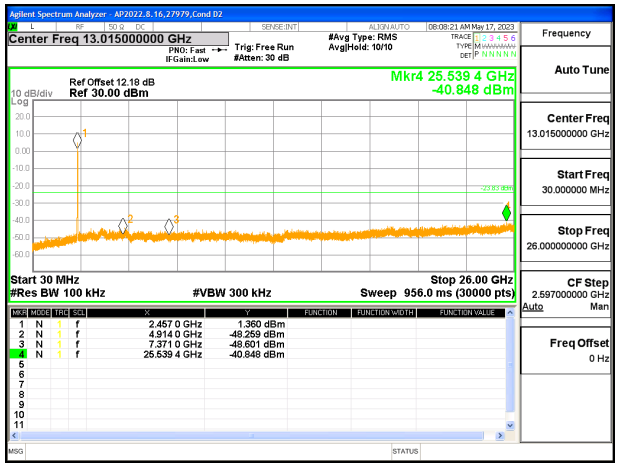

OUT-OF-BAND HIGH CHANNEL 10 ANT 3

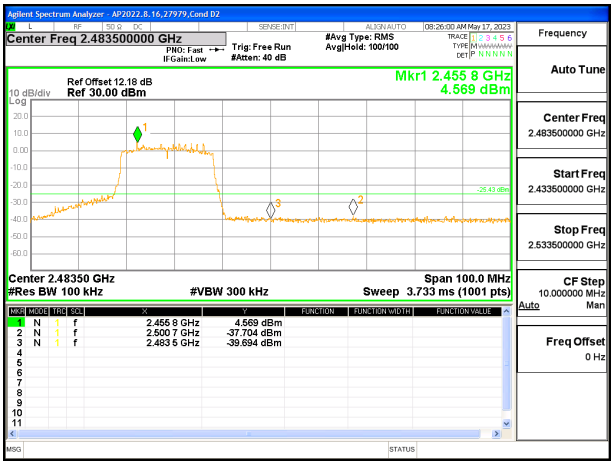

HIGH CHANNEL 11 BANDEDGE ANT 3

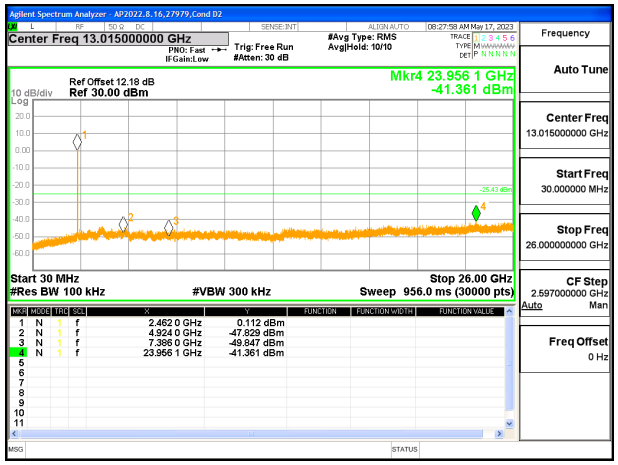

OUT-OF-BAND HIGH CHANNEL 11 ANT 3

UL VERIFICATION SERVICES INC.
47173 Benicia Street, Fremont, CA 94538; USA TEL:(510) 319-4000 FAX:(510) 661-0888
This report shall not be reproduced except in full, without the written approval of UL Verification Services Inc.

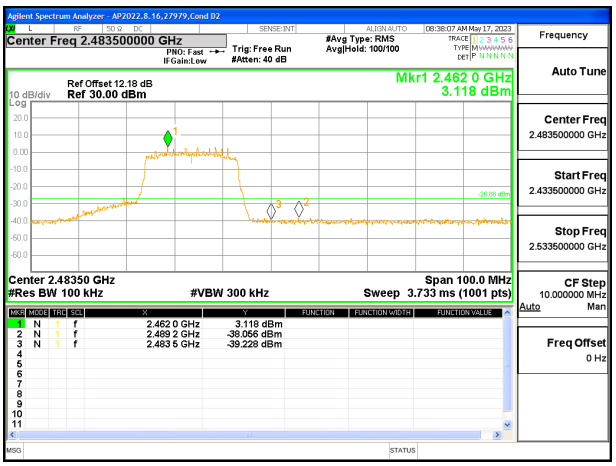

HIGH CHANNEL 12 BANDEDGE ANT 3

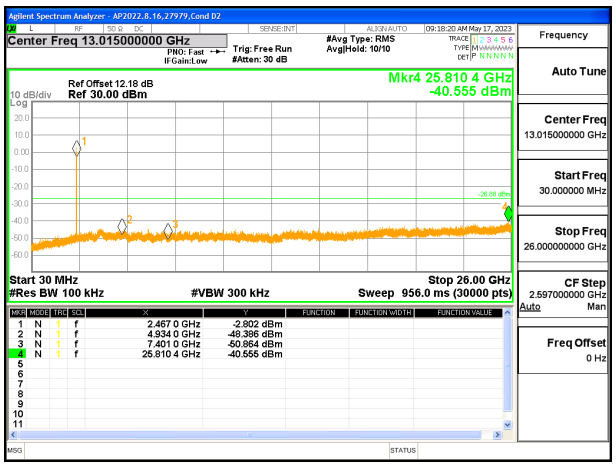

OUT-OF-BAND HIGH CHANNEL 12 ANT 3

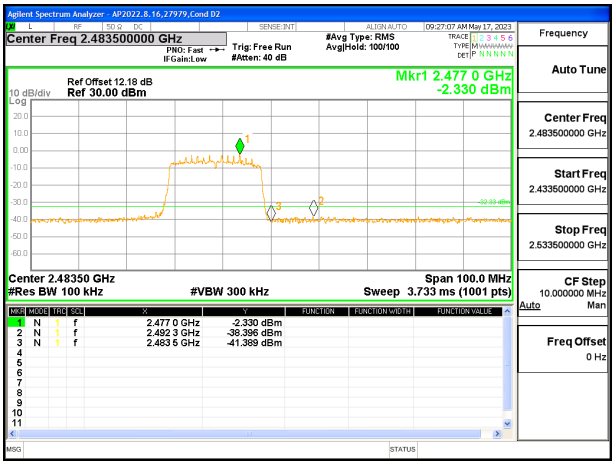

HIGH CHANNEL 13 BANDEDGE ANT 3

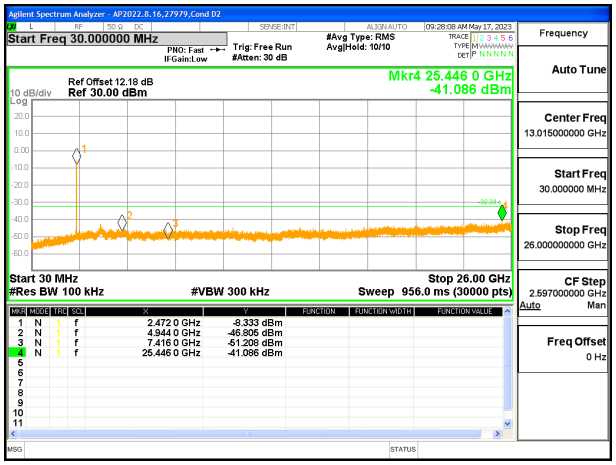

OUT-OF-BAND HIGH CHANNEL 13 ANT 3

UL VERIFICATION SERVICES INC.
47173 Benicia Street, Fremont, CA 94538; USA TEL:(510) 319-4000 FAX:(510) 661-0888
This report shall not be reproduced except in full, without the written approval of UL Verification Services Inc.

10. RADIATED TEST RESULTS

LIMITS

FCC §15.205 and §15.209
RSS-GEN, Section 8.9 and 8.10

Frequency Range (MHz)	Field Strength Limit (uV/m) at 3 m	Field Strength Limit (dBuV/m) at 3 m
0.009-0.490	2400/F(kHz) @ 300 m	-
0.490-1.705	24000/F(kHz) @ 30 m	-
1.705 - 30	30 @ 30m	-
30 - 88	100	40
88 - 216	150	43.5
216 - 960	200	46
Above 960	500	54

TEST PROCEDURE

The EUT is placed on a non-conducting table 80 cm above the ground plane for measurement below 1GHz; 1.5 m above the ground plane for measurement above 1GHz. The antenna to EUT distance is 3 meters. The EUT is configured in accordance with ANSI C63.10. The EUT is set to transmit in a continuous mode.

For measurements below 1 GHz the resolution bandwidth is set to 100 kHz for peak detection measurements or 120 kHz for quasi-peak detection measurements. Peak detection is used unless otherwise noted as quasi-peak.

For pre-scans above 1 GHz the resolution bandwidth is set to 1 MHz; the video bandwidth is set to 30 KHz for peak measurements.

For final measurements above 1 GHz the resolution bandwidth is set to 1 MHz; the video bandwidth is set to 3 MHz for peak measurements and as applicable for average measurements.

The spectrum from 1 GHz to 18 GHz is investigated with the transmitter set to the lowest, middle, and highest channels in each applicable band. Below 1GHz and above 18GHz emissions, the channel with the highest output power was tested.

The frequency range of interest is monitored at a fixed antenna height and EUT azimuth. The EUT is rotated through 360 degrees to maximize emissions received. The antenna is scanned from 1 to 4 meters above the ground plane to further maximize the emission. Measurements are made with the antenna polarized in both the vertical and the horizontal positions.

Note: The limits in CFR 47, Part 15, Subpart C, paragraph 15.209(a), are identical to those in RSS-Gen section 8.9, Table 6, since the measurements are performed in terms of magnetic field strength and converted to electric field strength levels (as report in the table) using free space impedance of 377 Ohms. For example, the measurement at frequency X kHz resulted in a level of Y dBuV/m, which is equivalent to Y-51.5 = Z dBuA/m, which has the same margin, W dB to the corresponding RSS-Gen Table 6 limit as it has to 15.209(a) limit.
In addition:

UL VERIFICATION SERVICES INC.
47173 Benicia Street, Fremont, CA 94538; USA TEL:(510) 319-4000 FAX:(510) 661-0888
This report shall not be reproduced except in full, without the written approval of UL Verification Services Inc.

KDB 414788 Open Field Site(OFS) and Chamber Correlation Justification

Base on FCC 15.31 (f) (2): measurements may be performed at a distance closer than that specified in the regulations; however, an attempt should be made to avoid making measurements in the near field.

OFS and chamber correlation testing had been performed and chamber measured test result is the worst case test result.

RESULTS

UL VERIFICATION SERVICES INC.
47173 Benicia Street, Fremont, CA 94538; USA TEL:(510) 319-4000 FAX:(510) 661-0888
This report shall not be reproduced except in full, without the written approval of UL Verification Services Inc.

10.1. TRANSMITTER ABOVE 1 GHz

10.1.1. 802.11b Mode 1TX ANT 4 IN THE 2.4 GHz BAND

BANDEDGE (LOW CHANNEL, CH 1)

HORIZONTAL RESULT

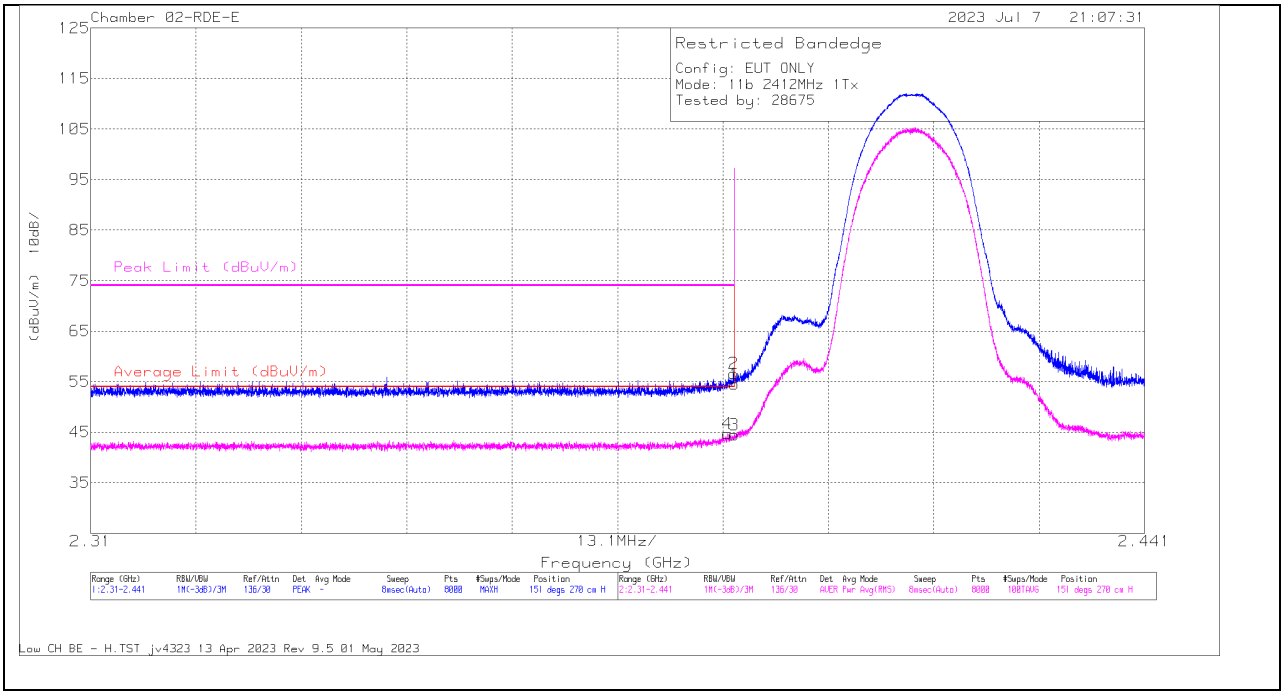

Marker	Frequency (GHz)	Meter Reading (dBuV)	Det	206807 ACF (dB/m)	Gain/Loss (dB)	Corrected Reading (dBuV/m)	Average Limit (dBuV/m)	Margin (dB)	Peak Limit (dBuV/m)	PK Margin (dB)	Azimuth (Degs)	Height (cm)	Polarity
1	* 2.39	61.44	Pk	32.3	-39.27	54.47	-	-	74	-19.53	151	270	H
2	* 2.389903	63.55	Pk	32.3	-39.27	56.58	-	-	74	-17.42	151	270	H
3	* 2.39	51.46	RMS	32.3	-39.27	44.49	54	-9.51	-	-	151	270	H
4	* 2.38915	51.63	RMS	32.3	-39.28	44.65	54	-9.35	-	-	151	270	H

* - indicates frequency in CFR47 Pt 15 / IC RSS-Restricted Band
Pk - Peak detector
RMS - RMS detection

UL VERIFICATION SERVICES INC.
47173 Benicia Street, Fremont, CA 94538; USA TEL:(510) 319-4000 FAX:(510) 661-0888
This report shall not be reproduced except in full, without the written approval of UL Verification Services Inc.

VERTICAL RESULT

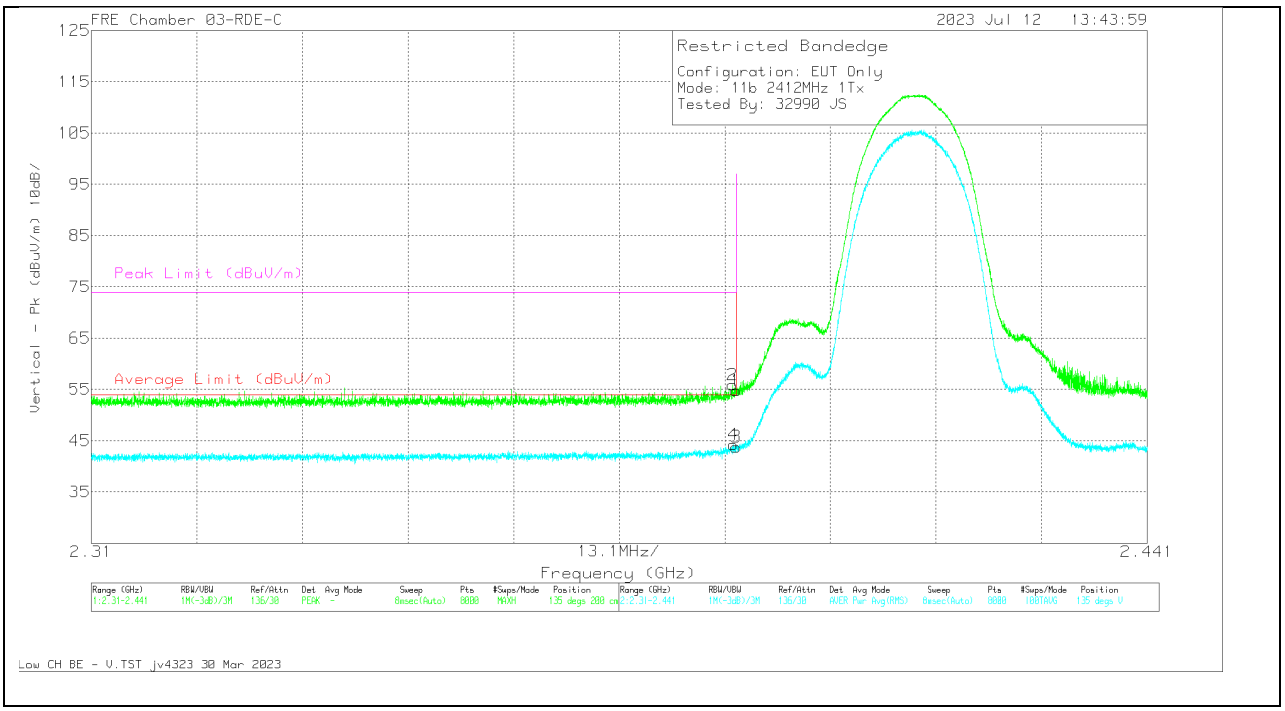

Marker	Frequency (GHz)	Meter Reading (dBuV)	Det	226672 ACF (dB) 3mH	Gain/Loss (dB)	Corrected Reading (dBuV/m)	Average Limit (dBuV/m)	Margin (dB)	Peak Limit (dBuV/m)	PK Margin (dB)	Azimuth (Degs)	Height (cm)	Polarity
1	* 2.39	62.48	Pk	32.1	-39.8	54.78	-	-	74	-19.22	135	200	V
2	* 2.389543	63.68	Pk	32.1	-39.89	55.89	-	-	74	-18.11	135	200	V
3	* 2.39	51.48	RMS	32.1	-39.8	43.78	54	-10.22	-	-	135	200	V
4	* 2.389674	51.98	RMS	32.1	-39.87	44.21	54	-9.79	-	-	135	200	V

* - indicates frequency in CFR47 Pt 15 / IC RSS-Restricted Band
Pk - Peak detector
RMS - RMS detection

UL VERIFICATION SERVICES INC.
47173 Benicia Street, Fremont, CA 94538; USA TEL:(510) 319-4000 FAX:(510) 661-0888
This report shall not be reproduced except in full, without the written approval of UL Verification Services Inc.

BANDEDGE (HIGH CHANNEL, CH 11)

HORIZONTAL RESULT

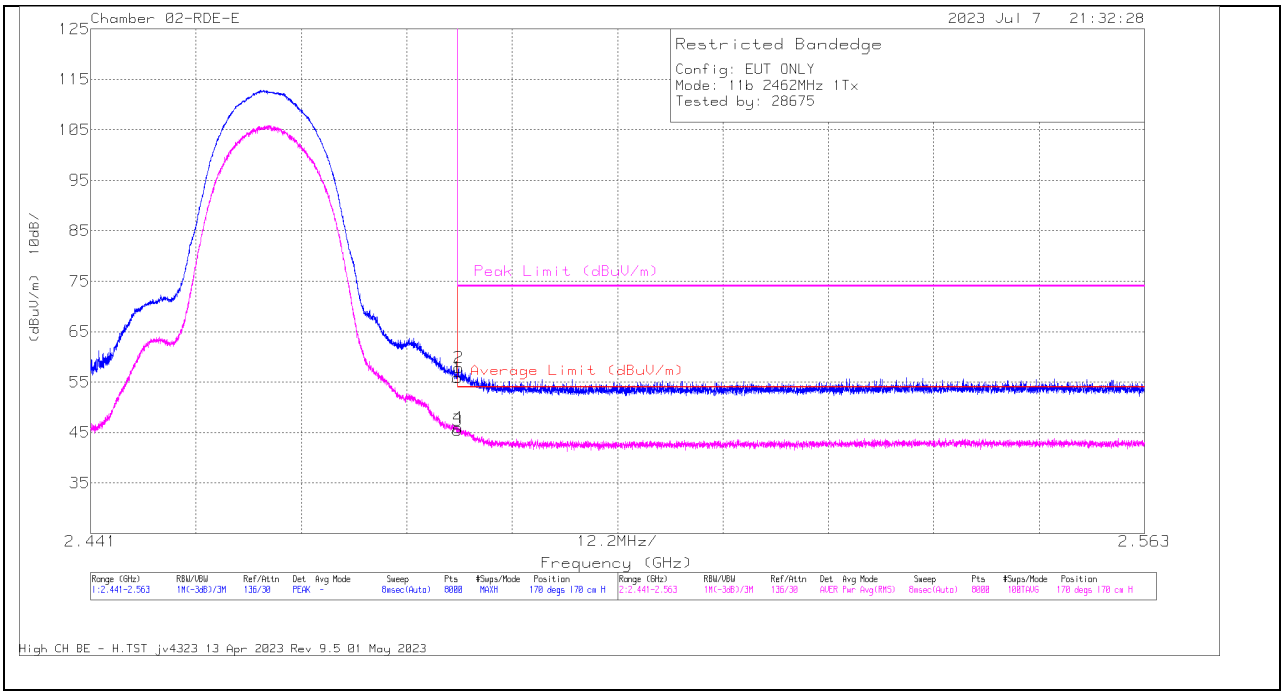

Marker	Frequency (GHz)	Meter Reading (dBuV)	Det	206807 ACF (dB/m)	Gain/Loss (dB)	Corrected Reading (dBuV/m)	Average Limit (dBuV/m)	Margin (dB)	Peak Limit (dBuV/m)	PK Margin (dB)	Azimuth (Degs)	Height (cm)	Polarity
1	* 2.4835	62.73	Pk	32.3	-39.16	55.87	-	-	74	-18.13	170	170	H
2	* 2.483584	64.69	Pk	32.3	-39.15	57.84	-	-	74	-16.16	170	170	H
3	* 2.4835	52.29	RMS	32.3	-39.16	45.43	54	-8.57	-	-	170	170	H
4	* 2.483568	52.81	RMS	32.3	-39.15	45.96	54	-8.04	-	-	170	170	H

* - indicates frequency in CFR47 Pt 15 / IC RSS-Restricted Band
Pk - Peak detector
RMS - RMS detection

UL VERIFICATION SERVICES INC.
47173 Benicia Street, Fremont, CA 94538; USA TEL:(510) 319-4000 FAX:(510) 661-0888
This report shall not be reproduced except in full, without the written approval of UL Verification Services Inc.

VERTICAL RESULT

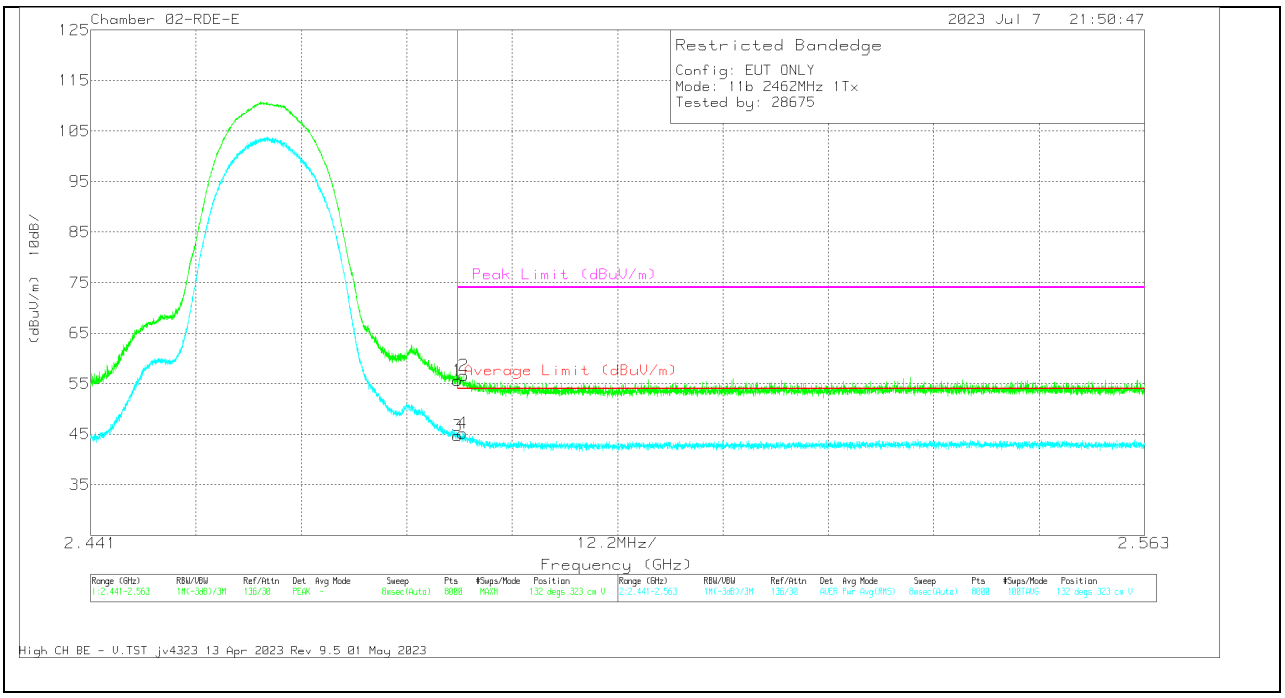

Marker	Frequency (GHz)	Meter Reading (dBuV)	Det	206807 ACF (dB/m)	Gain/Loss (dB)	Corrected Reading (dBuV/m)	Average Limit (dBuV/m)	Margin (dB)	Peak Limit (dBuV/m)	PK Margin (dB)	Azimuth (Degs)	Height (cm)	Polarity
1	* 2.4835	62.45	Pk	32.3	-39.16	55.59	-	-	74	-18.41	132	323	V
2	* 2.484163	63.45	Pk	32.3	-39.15	56.6	-	-	74	-17.4	132	323	V
3	* 2.4835	51.57	RMS	32.3	-39.16	44.71	54	-9.29	-	-	132	323	V
4	* 2.484026	52.03	RMS	32.3	-39.15	45.18	54	-8.82	-	-	132	323	V

* - indicates frequency in CFR47 Pt 15 / IC RSS-Restricted Band
Pk - Peak detector
RMS - RMS detection

UL VERIFICATION SERVICES INC.
47173 Benicia Street, Fremont, CA 94538; USA TEL:(510) 319-4000 FAX:(510) 661-0888
This report shall not be reproduced except in full, without the written approval of UL Verification Services Inc.

BANDEDGE (HIGH CHANNEL, CH 12)

HORIZONTAL RESULT

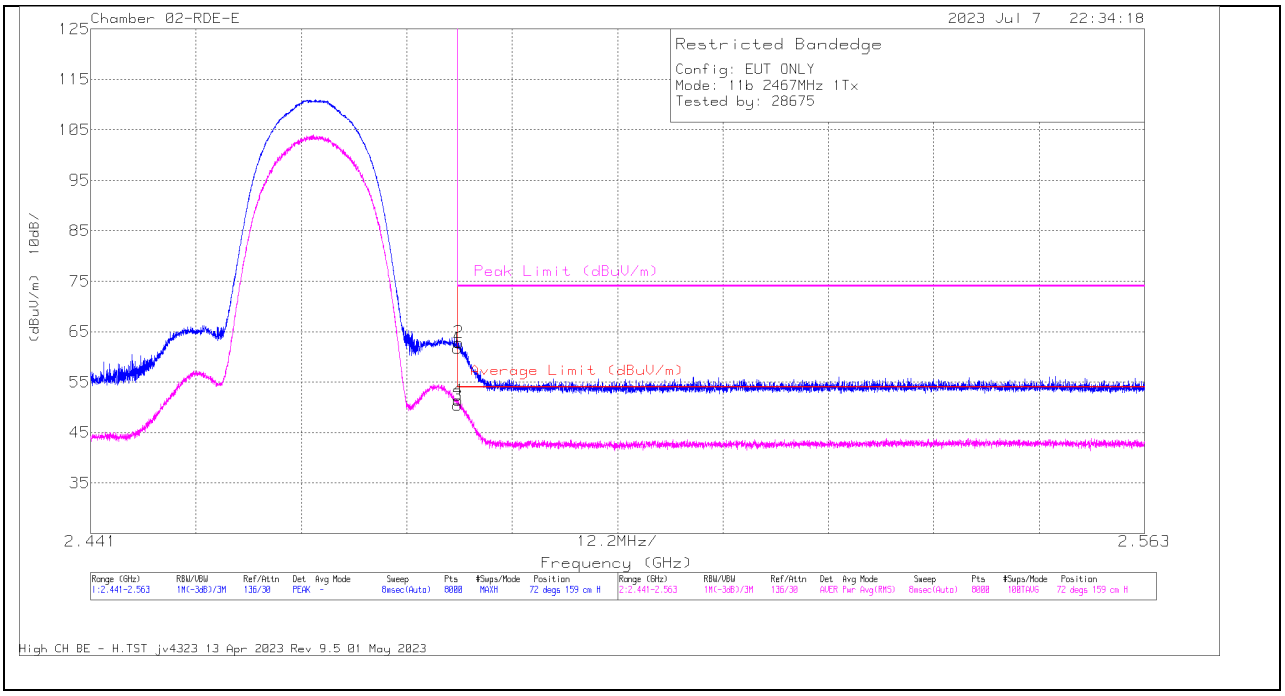

Marker	Frequency (GHz)	Meter Reading (dBuV)	Det	206807 ACF (dB/m)	Gain/Loss (dB)	Corrected Reading (dBuV/m)	Average Limit (dBuV/m)	Margin (dB)	Peak Limit (dBuV/m)	PK Margin (dB)	Azimuth (Degs)	Height (cm)	Polarity
1	* 2.4835	68.53	Pk	32.3	-39.16	61.67	-	-	74	-12.33	72	159	H
2	* 2.483645	69.74	Pk	32.3	-39.15	62.89	-	-	74	-11.11	72	159	H
3	* 2.4835	57.23	RMS	32.3	-39.16	50.37	54	-3.63	-	-	72	159	H
4	* 2.483553	58.31	RMS	32.3	-39.15	51.46	54	-2.54	-	-	72	159	H

* - indicates frequency in CFR47 Pt 15 / IC RSS-Restricted Band
Pk - Peak detector
RMS - RMS detection

UL VERIFICATION SERVICES INC.
47173 Benicia Street, Fremont, CA 94538; USA TEL:(510) 319-4000 FAX:(510) 661-0888
This report shall not be reproduced except in full, without the written approval of UL Verification Services Inc.

VERTICAL RESULT

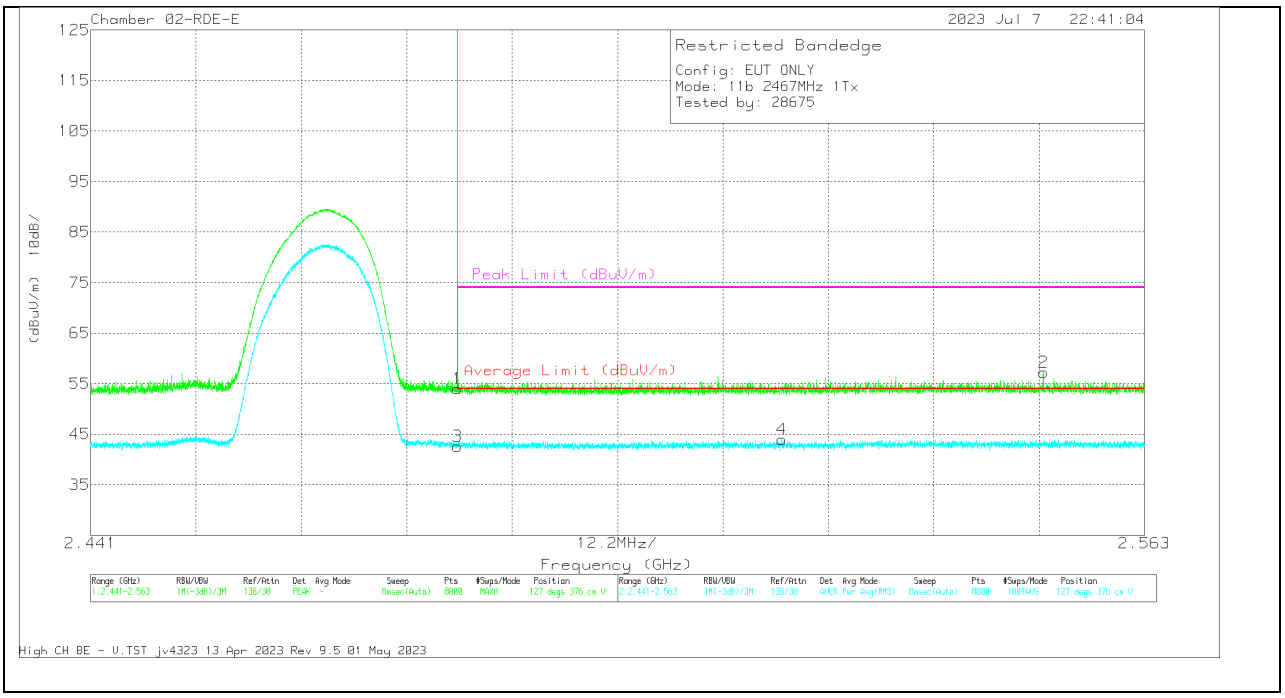

Marker	Frequency (GHz)	Meter Reading (dBuV)	Det	206807 ACF (dB/m)	Gain/Loss (dB)	Corrected Reading (dBuV/m)	Average Limit (dBuV/m)	Margin (dB)	Peak Limit (dBuV/m)	PK Margin (dB)	Azimuth (Degs)	Height (cm)	Polarity
1	* 2.4835	60.9	Pk	32.3	-39.16	54.04	-	-	74	-19.96	127	376	V
3	* 2.4835	49.5	RMS	32.3	-39.16	42.64	54	-11.36	-	-	127	376	V
4	2.521012	50.62	RMS	32.4	-39.09	43.93	54	-10.07	-	-	127	376	V
2	2.551302	63.77	Pk	32.5	-39.05	57.22	-	-	74	-16.78	127	376	V

* - indicates frequency in CFR47 Pt 15 / IC RSS-Restricted Band
Pk - Peak detector
RMS - RMS detection

UL VERIFICATION SERVICES INC.
47173 Benicia Street, Fremont, CA 94538; USA TEL:(510) 319-4000 FAX:(510) 661-0888
This report shall not be reproduced except in full, without the written approval of UL Verification Services Inc.

BANDEDGE (HIGH CHANNEL, CH 13)

HORIZONTAL RESULT

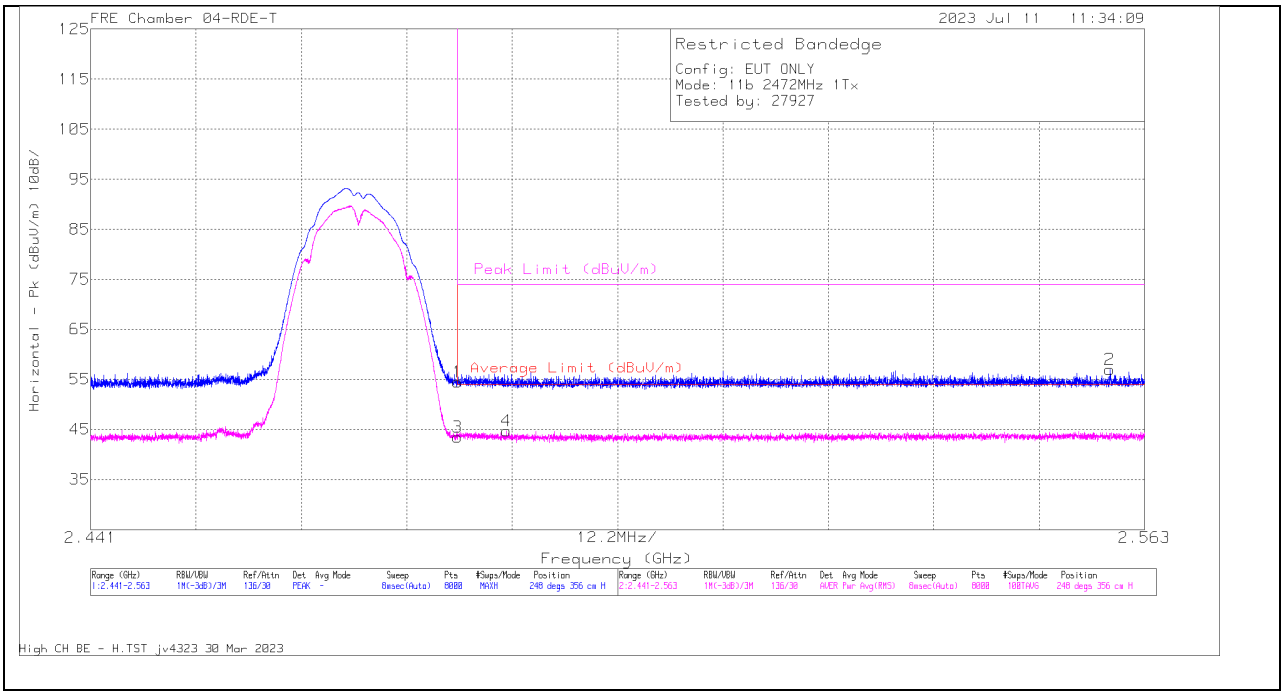

Marker	Frequency (GHz)	Meter Reading (dBuV)	Det	226673 ACF (dB) 3mH	DCCF (dB)	Gain/Loss (dB)	Corrected Reading (dBuV/m)	Average Limit (dBuV/m)	Margin (dB)	Peak Limit (dBuV/m)	PK Margin (dB)	Azimuth (Degs)	Height (cm)	Polarity
1	* 2.4835	60.06	Pk	32.2	0	-37.81	54.45	-	-	74	-19.55	248	356	H
3	* 2.4835	49.06	RMS	32.2	0	-37.81	43.45	54	-10.55	-	-	248	356	H
4	* 2.489135	50.16	RMS	32.3	0	-37.8	44.66	54	-9.34	-	-	248	356	H
2	2.558974	62.55	Pk	32.2	0	-37.8	56.95	-	-	74	-17.05	248	356	H

* - indicates frequency in CFR47 Pt 15 / IC RSS-Restricted Band
Pk - Peak detector
RMS - RMS detection

UL VERIFICATION SERVICES INC.
47173 Benicia Street, Fremont, CA 94538; USA TEL:(510) 319-4000 FAX:(510) 661-0888
This report shall not be reproduced except in full, without the written approval of UL Verification Services Inc.

VERTICAL RESULT

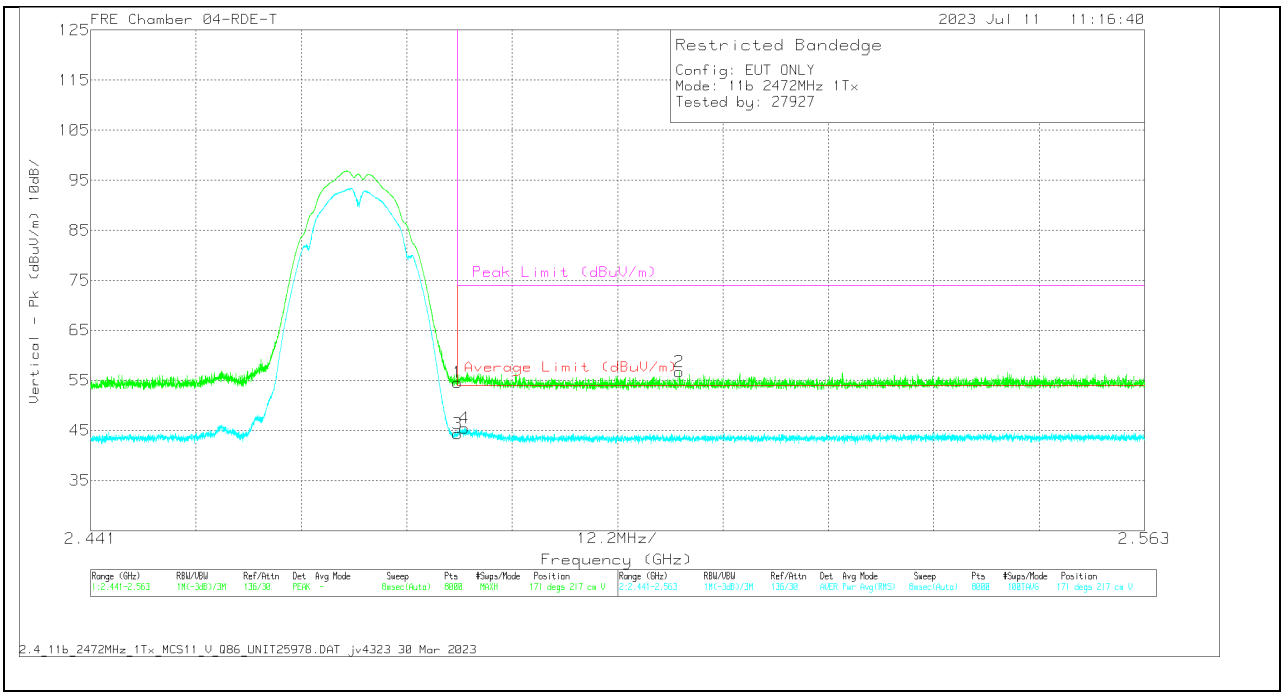

Marker	Frequency (GHz)	Meter Reading (dBuV)	Det	222740 ACF(dB) - 3mH	Gain/Loss (dB)	Corrected Reading (dBuV/m)	Average Limit (dBuV/m)	Margin (dB)	Peak Limit (dBuV/m)	PK Margin (dB)	Azimuth (Degs)	Height (cm)	Polarity
1	2.4835	62.38	Pk	32.1	-39.76	54.72	-	-	74	-19.28	358	101	V
3	2.4835	51.87	RMS	32.1	-39.76	44.21	54	-9.79	-	-	358	100	V
4	2.483553	52.42	RMS	32.1	-39.75	44.77	54	-9.23	-	-	358	100	V
2	2.546834	63.61	Pk	32.2	-39.67	56.14	-	-	74	-17.86	358	101	V

Pk - Peak detector
RMS - RMS detection

UL VERIFICATION SERVICES INC.
47173 Benicia Street, Fremont, CA 94538; USA TEL:(510) 319-4000 FAX:(510) 661-0888
This report shall not be reproduced except in full, without the written approval of UL Verification Services Inc.

10.1.2. 802.11b ANT 4, HARMONICS AND SPURIOUS EMISSIONS

LOW CHANNEL, CH 1 RESULTS

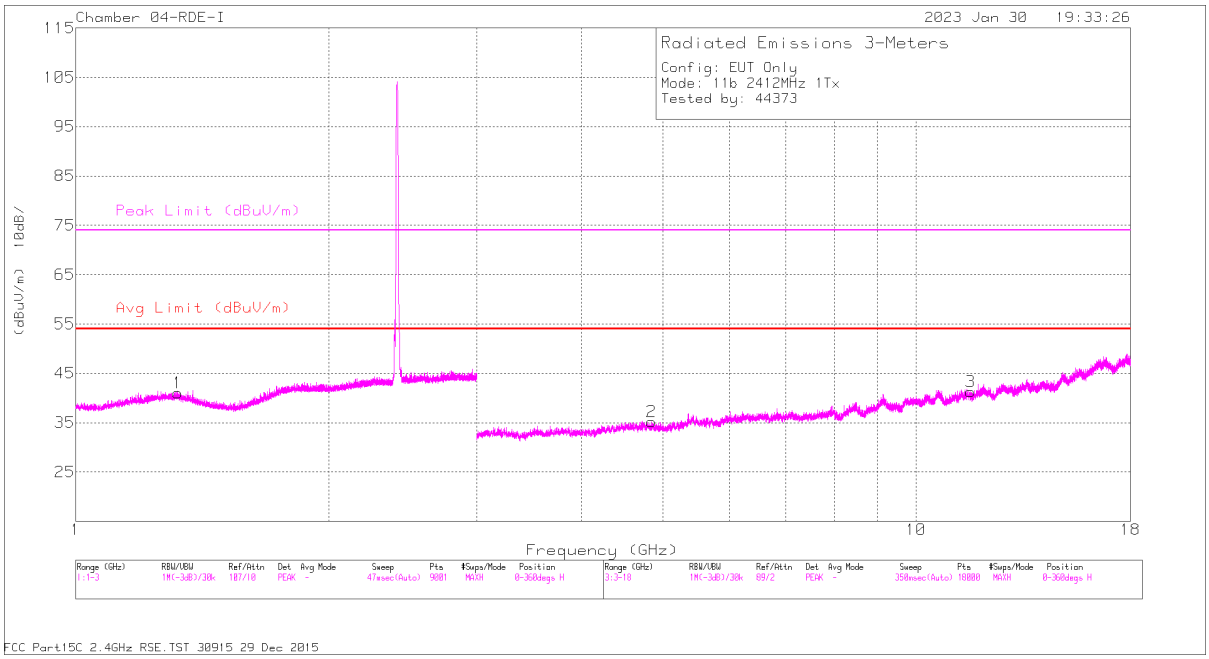

HORIZONTAL

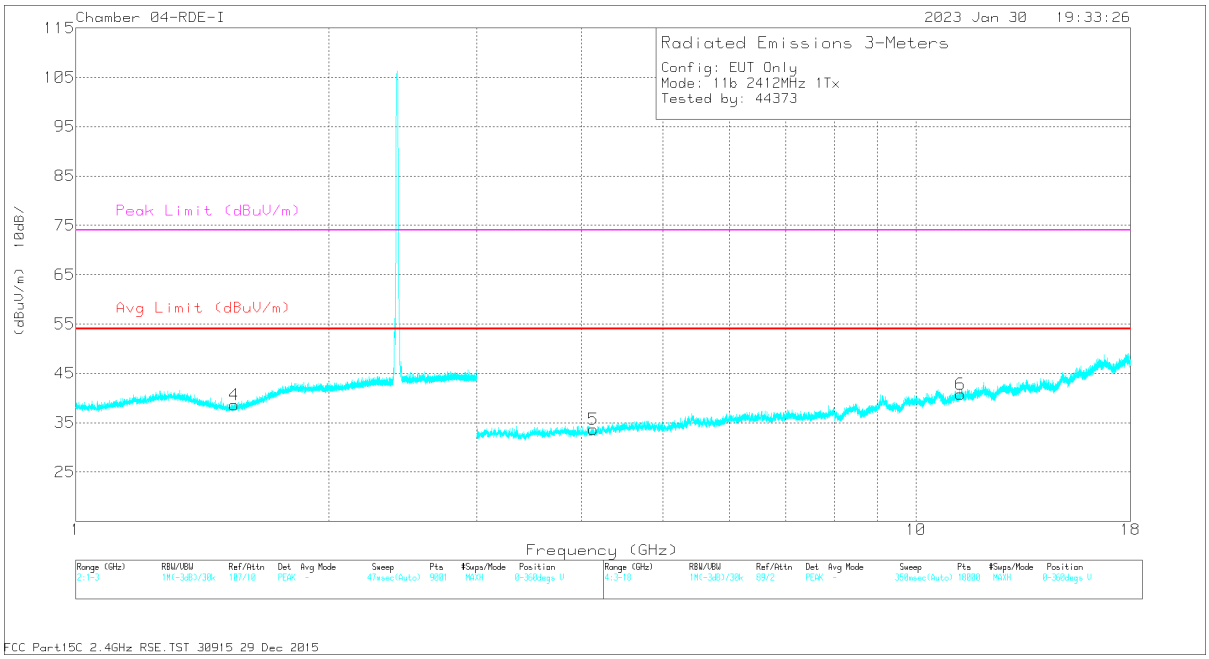

VERTICAL

UL VERIFICATION SERVICES INC.
47173 Benicia Street, Fremont, CA 94538; USA TEL:(510) 319-4000 FAX:(510) 661-0888

This report shall not be reproduced except in full, without the written approval of UL Verification Services Inc.

RADIATED EMISSIONS

Marker	Frequency (GHz)	Meter Reading (dBuV)	Det	84797 ACF (dB) - 3mH	Amp/Cbl/ Fltr (dB)	Corrected Reading (dBuV/m)	Avg Limit (dBuV/m)	Margin (dB)	Peak Limit (dBuV/m)	PK Margin (dB)	Azimuth (Degs)	Height (cm)	Polarity
1	* 1.320212	43.32	PK2	28.6	-21.3	50.62	-	-	74	-23.38	10	204	H
	* 1.32127	31.69	MAv1	28.6	-21.2	39.09	54	-14.91	-	-	10	204	H
4	* 1.544715	43.42	PK2	27.6	-22.2	48.82	-	-	74	-25.18	230	174	V
	* 1.543333	31.71	MAv1	27.6	-22.3	37.01	54	-16.99	-	-	230	174	V
2	* 4.847933	38.57	PK2	34	-27.9	44.67	-	-	74	-29.33	282	116	H
	* 4.851047	27.21	MAv1	34	-27.9	33.31	54	-20.69	-	-	282	116	H
3	* 11.609376	34.85	PK2	38.2	-22.1	50.95	-	-	74	-23.05	119	189	H
	* 11.606184	23.33	MAv1	38.2	-22.2	39.33	54	-14.67	-	-	119	189	H
5	* 4.133153	39.93	PK2	33.4	-29.3	44.03	-	-	74	-29.97	190	136	V
	* 4.134509	28.07	MAv1	33.4	-29.3	32.17	54	-21.83	-	-	190	136	V
6	* 11.303467	34.89	PK2	37.8	-21.9	50.79	-	-	74	-23.21	273	246	V
	* 11.306161	23.36	MAv1	37.8	-22	39.16	54	-14.84	-	-	273	246	V

* - indicates frequency in CFR47 Pt 15 / IC RSS-Restricted Band
PK2 - KDB558074 Method: Maximum Peak
MAv1 - KDB558074 Option 1 Maximum RMS Average

UL VERIFICATION SERVICES INC.
47173 Benicia Street, Fremont, CA 94538; USA TEL:(510) 319-4000 FAX:(510) 661-0888
This report shall not be reproduced except in full, without the written approval of UL Verification Services Inc.

MID CHANNEL, CH 6 RESULTS

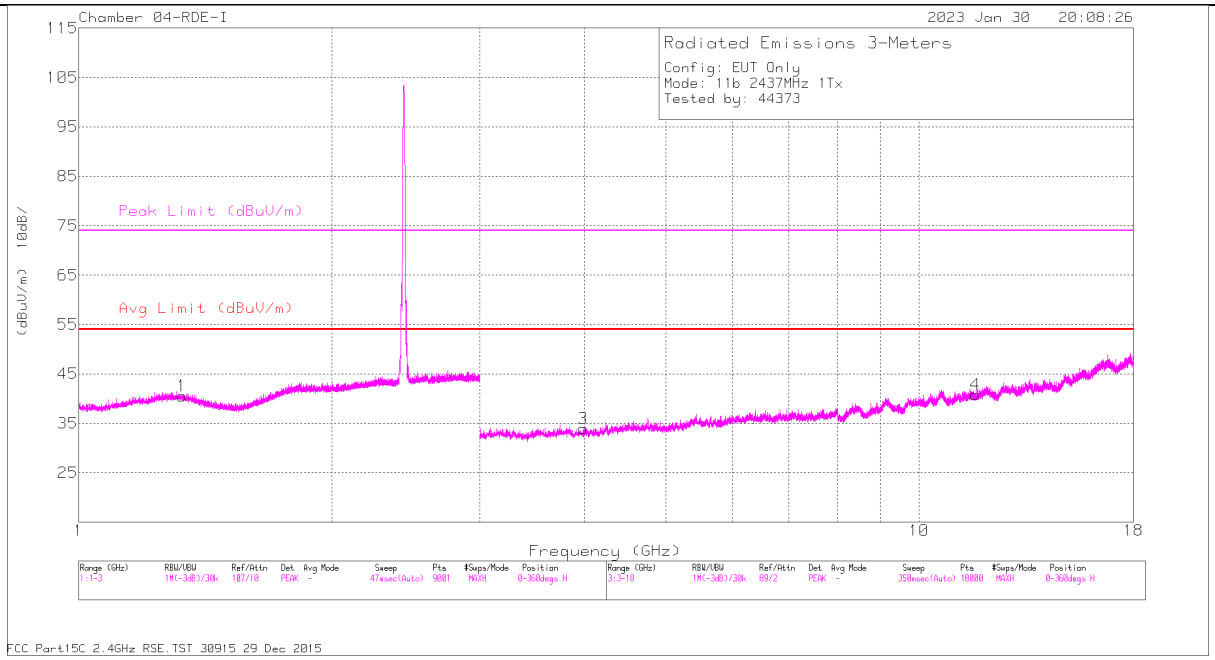

HORIZONTAL

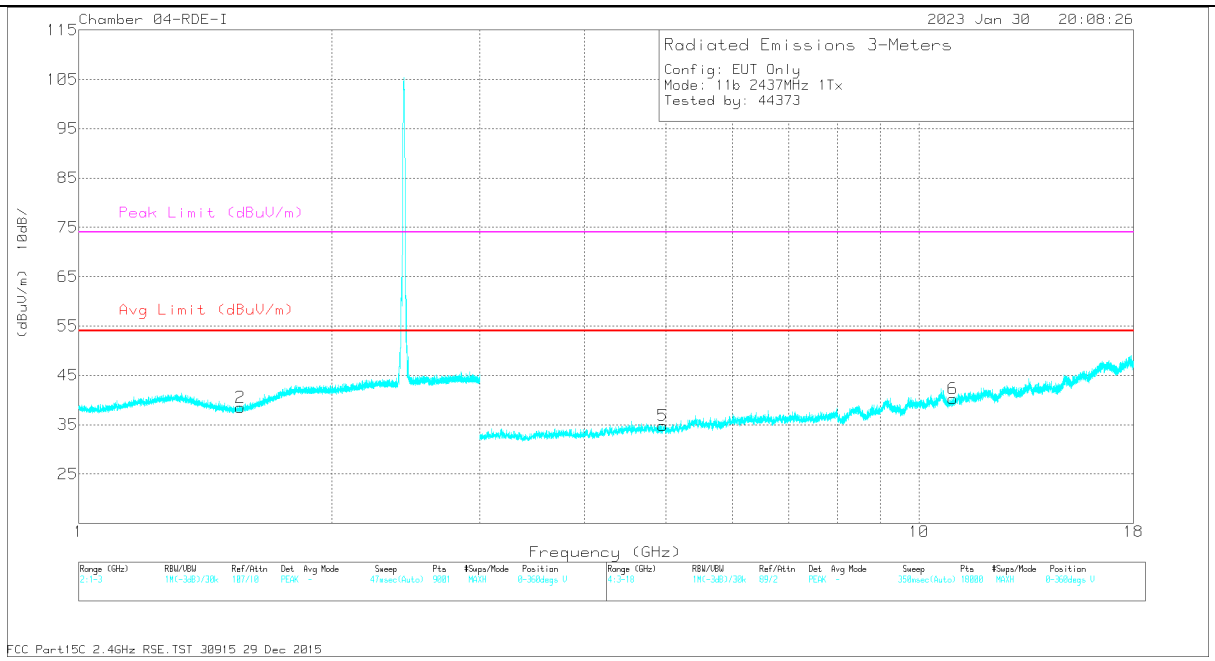

VERTICAL

UL VERIFICATION SERVICES INC.
47173 Benicia Street, Fremont, CA 94538; USA TEL:(510) 319-4000 FAX:(510) 661-0888

This report shall not be reproduced except in full, without the written approval of UL Verification Services Inc.

RADIATED EMISSIONS

Marker	Frequency (GHz)	Meter Reading (dBuV)	Det	84797 ACF (dB) - 3mH	Amp/Cbl/Fltr (dB)	Corrected Reading (dBuV/m)	Avg Limit (dBuV/m)	Margin (dB)	Peak Limit (dBuV/m)	PK Margin (dB)	Azimuth (Degs)	Height (cm)	Polarity
1	* 1.326531	42.88	PK2	28.6	-21.2	50.28	-	-	74	-23.72	118	153	H
	* 1.329619	31.67	MAv1	28.6	-21.3	38.97	54	-15.03	-	-	118	153	H
2	* 1.558621	43.38	PK2	27.6	-22.2	48.78	-	-	74	-25.22	345	137	V
	* 1.556058	31.66	MAv1	27.6	-22.3	36.96	54	-17.04	-	-	345	137	V
3	* 3.986613	40.14	PK2	33.2	-29.5	43.84	-	-	74	-30.16	227	225	H
	* 3.987261	27.94	MAv1	33.2	-29.4	31.74	54	-22.26	-	-	227	225	H
4	* 11.670734	34.43	PK2	38.2	-22.5	50.13	-	-	74	-23.87	106	145	H
	* 11.6709	23.21	MAv1	38.2	-22.5	38.91	54	-15.09	-	-	106	145	H
5	* 4.953958	39.14	PK2	34	-28.6	44.54	-	-	74	-29.46	116	198	V
	* 4.956588	27.45	MAv1	34	-28.5	32.95	54	-21.05	-	-	116	198	V
6	* 10.979849	34.19	PK2	37.6	-21.7	50.09	-	-	74	-23.91	268	236	V
	* 10.978593	22.5	MAv1	37.6	-21.6	38.5	54	-15.5	-	-	268	236	V

* - indicates frequency in CFR47 Pt 15 / IC RSS-Restricted Band
PK2 - KDB558074 Method: Maximum Peak
MAv1 - KDB558074 Option 1 Maximum RMS Average

UL VERIFICATION SERVICES INC.
47173 Benicia Street, Fremont, CA 94538; USA TEL:(510) 319-4000 FAX:(510) 661-0888
This report shall not be reproduced except in full, without the written approval of UL Verification Services Inc.

HIGH CHANNEL, CH 13 RESULTS

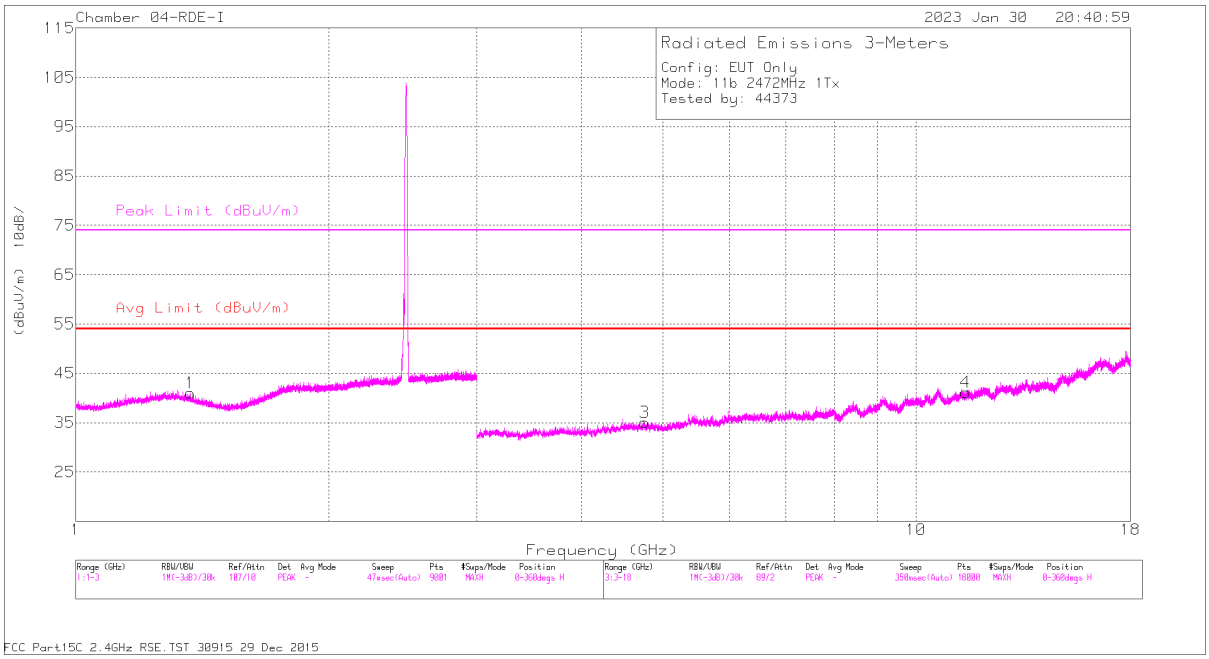

HORIZONTAL

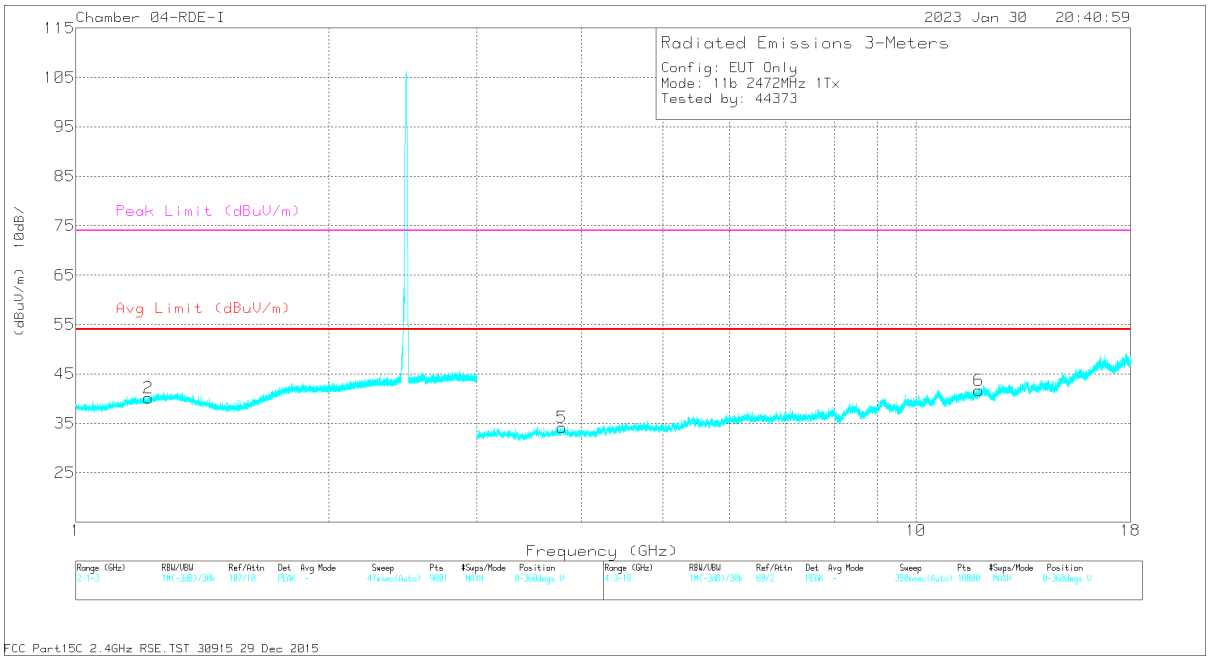

VERTICAL

UL VERIFICATION SERVICES INC.
47173 Benicia Street, Fremont, CA 94538; USA TEL:(510) 319-4000 FAX:(510) 661-0888

This report shall not be reproduced except in full, without the written approval of UL Verification Services Inc.

RADIATED EMISSIONS

Marker	Frequency (GHz)	Meter Reading (dBuV)	Det	84797 ACF (dB) - 3mH	Amp/Cbl/Fltr (dB)	Corrected Reading (dBuV/m)	Avg Limit (dBuV/m)	Margin (dB)	Peak Limit (dBuV/m)	PK Margin (dB)	Azimuth (Degs)	Height (cm)	Polarity
1	* 1.368164	43.34	PK2	28.5	-21.5	50.34	-	-	74	-23.66	194	138	H
	* 1.369175	32.08	MAv1	28.5	-21.6	38.98	54	-15.02	-	-	194	138	H
3	* 1.220078	43.04	PK2	28.3	-21.3	50.04	-	-	74	-23.96	346	161	V
	* 1.221006	31.47	MAv1	28.3	-21.3	38.47	54	-15.53	-	-	346	161	V
3	* 4.752367	38.37	PK2	34.2	-27.8	44.77	-	-	74	-29.23	99	100	H
	* 4.753767	27.09	MAv1	34.2	-27.9	33.39	54	-20.61	-	-	99	100	H
4	* 11.454607	35.07	PK2	38	-21.9	51.17	-	-	74	-22.83	280	142	H
	* 11.454668	23.43	MAv1	38	-21.9	39.53	54	-14.47	-	-	280	142	H
5	* 3.790568	39.91	PK2	33.3	-28.9	44.31	-	-	74	-29.69	270	189	V
	* 3.790489	27.95	MAv1	33.3	-28.9	32.35	54	-21.65	-	-	270	189	V
6	* 11.880629	35.41	PK2	38.5	-22.1	51.81	-	-	74	-22.19	343	107	V
	* 11.88095	23.46	MAv1	38.5	-22.1	39.86	54	-14.14	-	-	343	107	V

* - indicates frequency in CFR47 Pt 15 / IC RSS-Restricted Band
PK2 - KDB558074 Method: Maximum Peak
MAv1 - KDB558074 Option 1 Maximum RMS Average

UL VERIFICATION SERVICES INC.
47173 Benicia Street, Fremont, CA 94538; USA TEL:(510) 319-4000 FAX:(510) 661-0888
This report shall not be reproduced except in full, without the written approval of UL Verification Services Inc.

10.1.3. 802.11b Mode 1TX ANT 3 IN THE 2.4 GHz BAND

BANDEDGE (LOW CHANNEL, CH 1)

HORIZONTAL RESULT

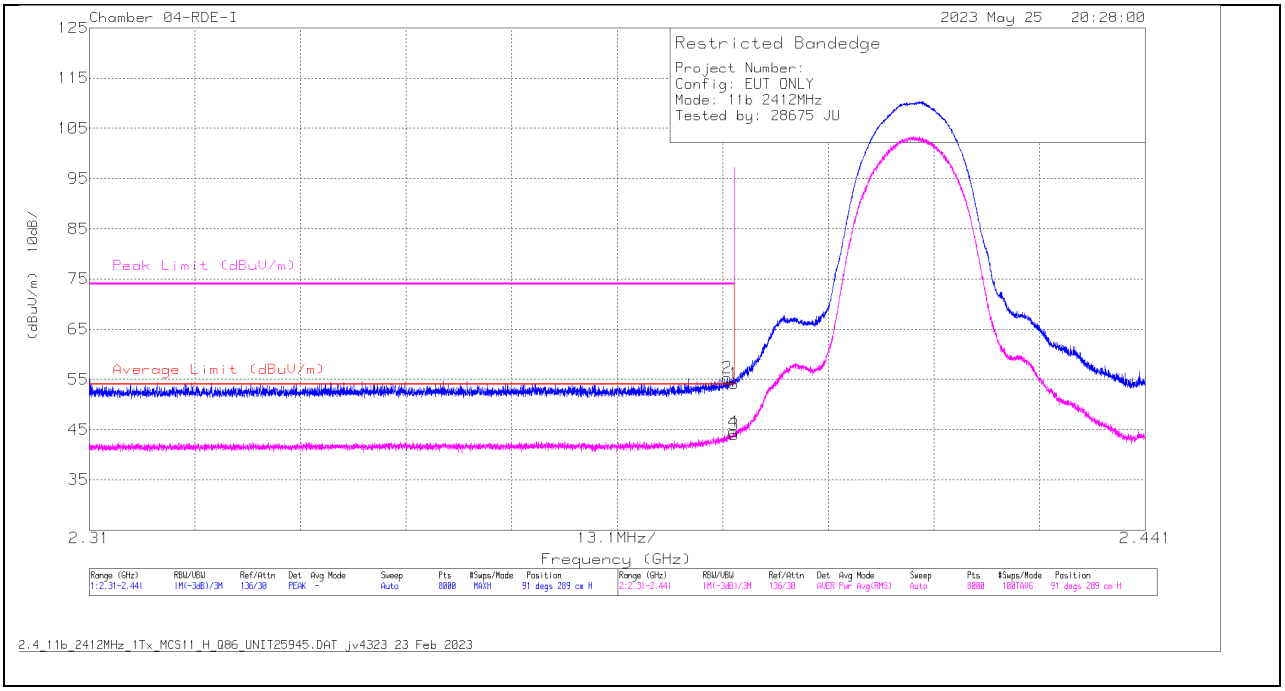

Marker	Frequency (GHz)	Meter Reading (dBuV)	Det	222740 ACF(dB) - 3mH	Gain/Loss (dB)	Corrected Reading (dBuV/m)	Average Limit (dBuV/m)	Margin (dB)	Peak Limit (dBuV/m)	PK Margin (dB)	Azimuth (Degs)	Height (cm)	Polarity
2	2.389134	63.4	Pk	31.7	-39.77	55.33	-	-	74	-18.67	91	289	H
4	2.38992	52.67	RMS	31.7	-39.79	44.58	54	-9.42	-	-	91	289	H
1	2.39	62.28	Pk	31.7	-39.79	54.19	-	-	74	-19.81	91	289	H
3	2.39	52.07	RMS	31.7	-39.79	43.98	54	-10.02	-	-	91	289	H

Pk - Peak detector
RMS - RMS detection

UL VERIFICATION SERVICES INC.
47173 Benicia Street, Fremont, CA 94538; USA TEL:(510) 319-4000 FAX:(510) 661-0888
This report shall not be reproduced except in full, without the written approval of UL Verification Services Inc.

VERTICAL RESULT

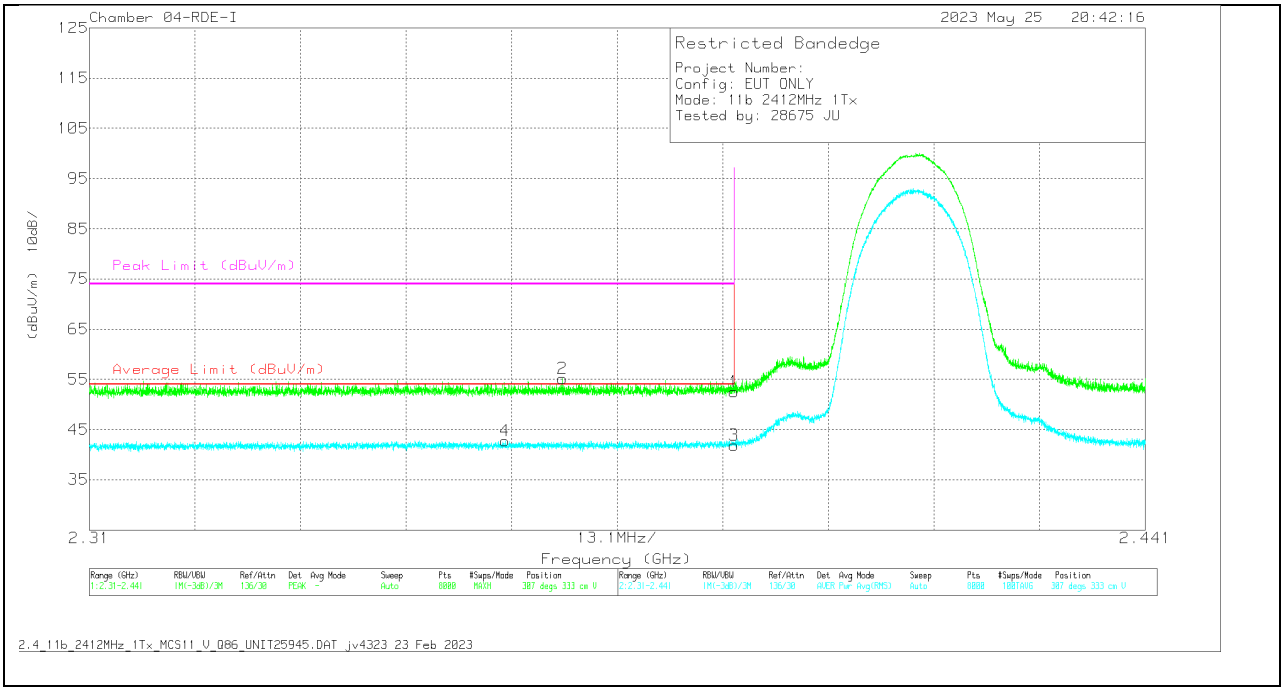

Marker	Frequency (GHz)	Meter Reading (dBuV)	Det	222740 ACF(dB) - 3mH	Gain/Loss (dB)	Corrected Reading (dBuV/m)	Average Limit (dBuV/m)	Margin (dB)	Peak Limit (dBuV/m)	PK Margin (dB)	Azimuth (Degs)	Height (cm)	Polarity
4	2.361571	51.07	RMS	31.5	-39.79	42.78	54	-11.22	-	-	307	333	V
2	2.368712	63.31	Pk	31.6	-39.78	55.13	-	-	74	-18.87	307	333	V
1	2.39	60.67	Pk	31.7	-39.79	52.58	-	-	74	-21.42	307	333	V
3	2.39	49.96	RMS	31.7	-39.79	41.87	54	-12.13	-	-	307	333	V

Pk - Peak detector
RMS - RMS detection

UL VERIFICATION SERVICES INC.
47173 Benicia Street, Fremont, CA 94538; USA TEL:(510) 319-4000 FAX:(510) 661-0888
This report shall not be reproduced except in full, without the written approval of UL Verification Services Inc.

BANDEDGE (HIGH CHANNEL, CH 11)

HORIZONTAL RESULT

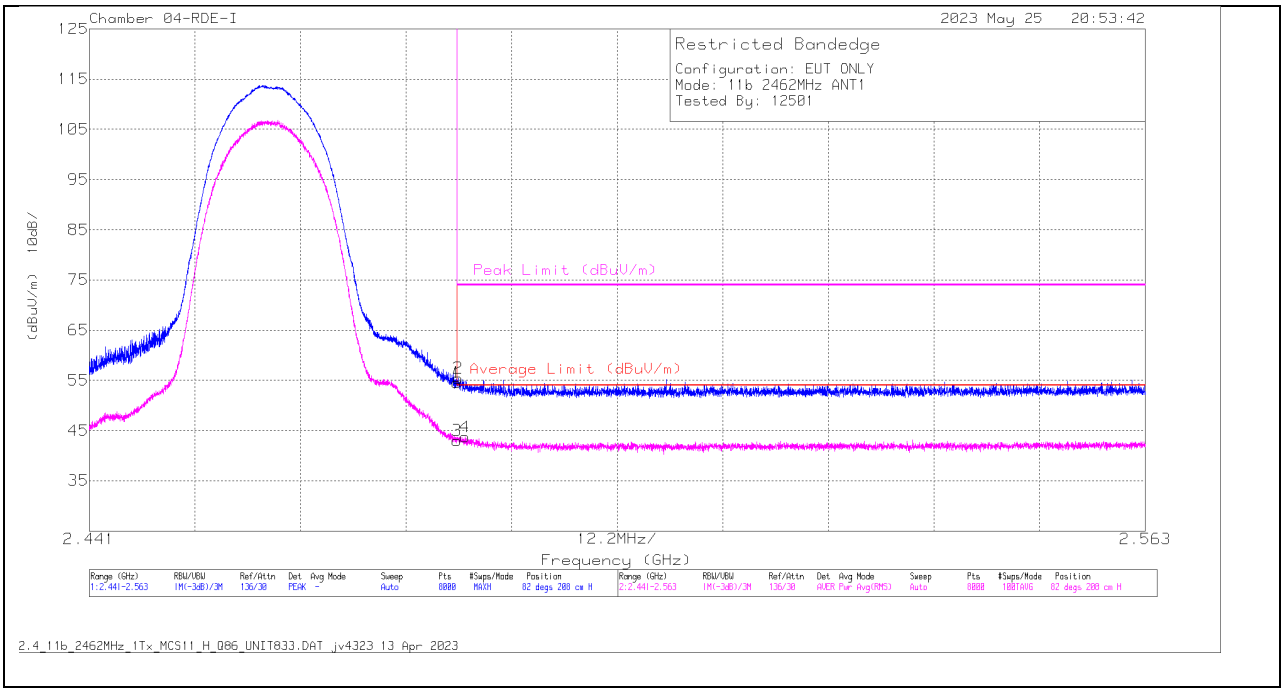

Marker	Frequency (GHz)	Meter Reading (dBuV)	Det	230300 ACF (dB/m)	Gain/Loss (dB)	Corrected Reading (dBuV/m)	Average Limit (dBuV/m)	Margin (dB)	Peak Limit (dBuV/m)	PK Margin (dB)	Azimuth (Degs)	Height (cm)	Polarity
1	* 2.4835	63.53	Pk	32.2	-41.15	54.58	-	-	74	-19.42	82	208	H
2	* 2.483629	64.41	Pk	32.2	-41.14	55.47	-	-	74	-18.53	82	208	H
3	* 2.4835	51.99	RMS	32.2	-41.15	43.04	54	-10.96	-	-	82	208	H
4	* 2.484438	52.65	RMS	32.2	-41.14	43.71	54	-10.29	-	-	82	208	H

* - indicates frequency in CFR47 Pt 15 / IC RSS-Restricted Band
Pk - Peak detector
RMS - RMS detection

UL VERIFICATION SERVICES INC.
47173 Benicia Street, Fremont, CA 94538; USA TEL:(510) 319-4000 FAX:(510) 661-0888
This report shall not be reproduced except in full, without the written approval of UL Verification Services Inc.

VERTICAL RESULT

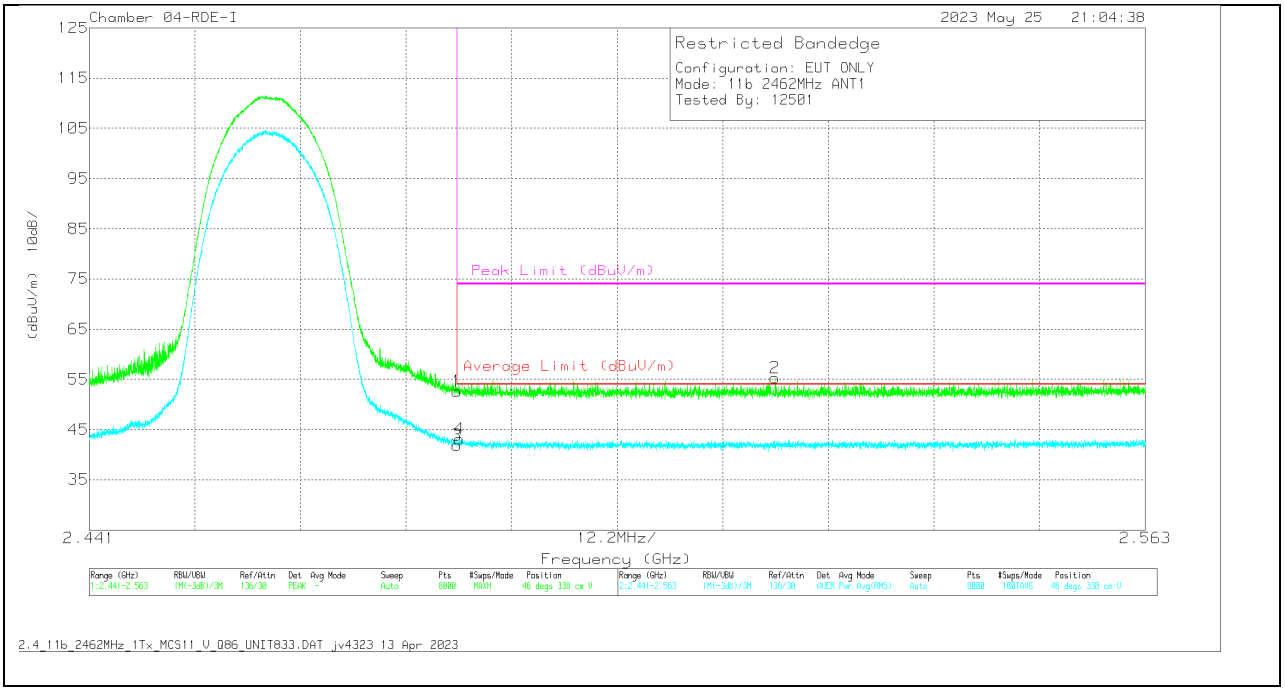

Marker	Frequency (GHz)	Meter Reading (dBuV)	Det	230300 ACF (dB/m)	Gain/Loss (dB)	Corrected Reading (dBuV/m)	Average Limit (dBuV/m)	Margin (dB)	Peak Limit (dBuV/m)	PK Margin (dB)	Azimuth (Degs)	Height (cm)	Polarity
1	* 2.4835	61.66	Pk	32.2	-41.15	52.71	-	-	74	-21.29	46	338	V
3	* 2.4835	50.8	RMS	32.2	-41.15	41.85	54	-12.15	-	-	46	338	V
4	* 2.483736	52.06	RMS	32.2	-41.13	43.13	54	-10.87	-	-	46	338	V
2	2.520234	63.99	Pk	32.3	-41	55.29	-	-	74	-18.71	46	338	V

* - indicates frequency in CFR47 Pt 15 / IC RSS-Restricted Band
Pk - Peak detector
RMS - RMS detection

UL VERIFICATION SERVICES INC.
47173 Benicia Street, Fremont, CA 94538; USA TEL:(510) 319-4000 FAX:(510) 661-0888
This report shall not be reproduced except in full, without the written approval of UL Verification Services Inc.

BANDEDGE (HIGH CHANNEL, CH 12)

HORIZONTAL RESULT

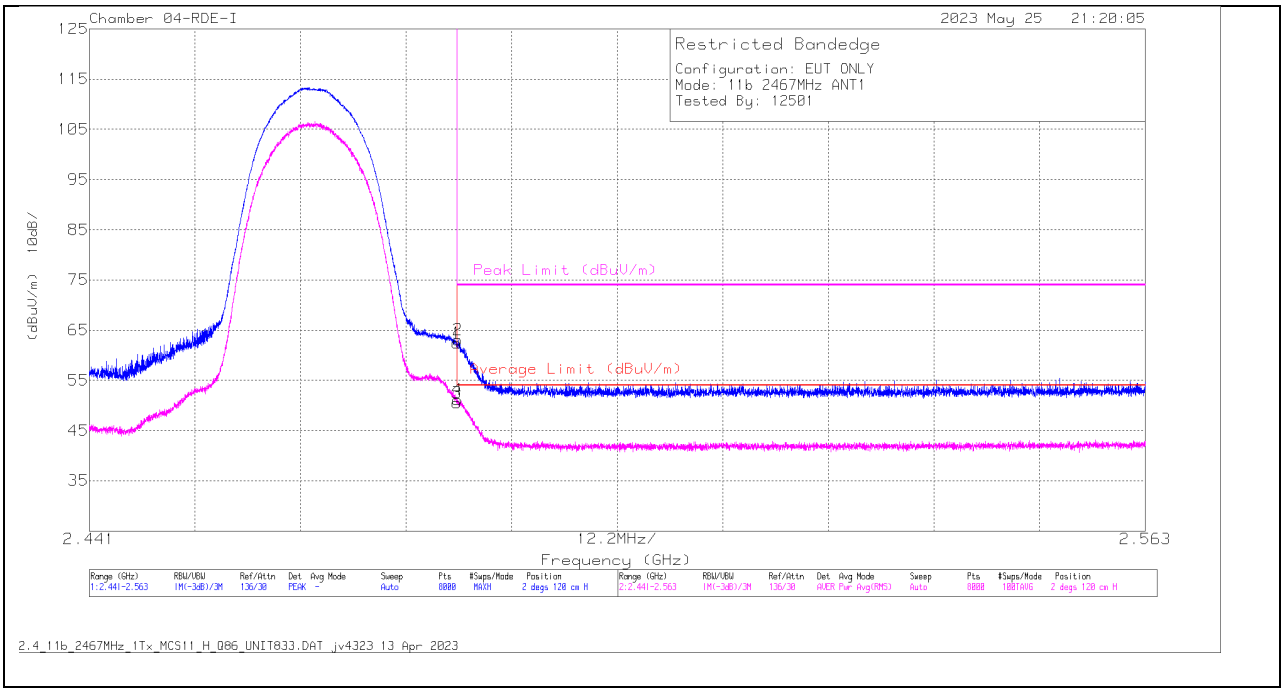

Marker	Frequency (GHz)	Meter Reading (dBuV)	Det	230300 ACF (dB/m)	Gain/Loss (dB)	Corrected Reading (dBuV/m)	Average Limit (dBuV/m)	Margin (dB)	Peak Limit (dBuV/m)	PK Margin (dB)	Azimuth (Degs)	Height (cm)	Polarity
1	* 2.4835	71.37	Pk	32.2	-41.15	62.42	-	-	74	-11.58	2	120	H
2	* 2.483584	71.99	Pk	32.2	-41.14	63.05	-	-	74	-10.95	2	120	H
3	* 2.4835	59.52	RMS	32.2	-41.15	50.57	54	-3.43	-	-	2	120	H
4	* 2.483538	60.12	RMS	32.2	-41.15	51.17	54	-2.83	-	-	2	120	H

* - indicates frequency in CFR47 Pt 15 / IC RSS-Restricted Band
Pk - Peak detector
RMS - RMS detection

UL VERIFICATION SERVICES INC.
47173 Benicia Street, Fremont, CA 94538; USA TEL:(510) 319-4000 FAX:(510) 661-0888
This report shall not be reproduced except in full, without the written approval of UL Verification Services Inc.

VERTICAL RESULT

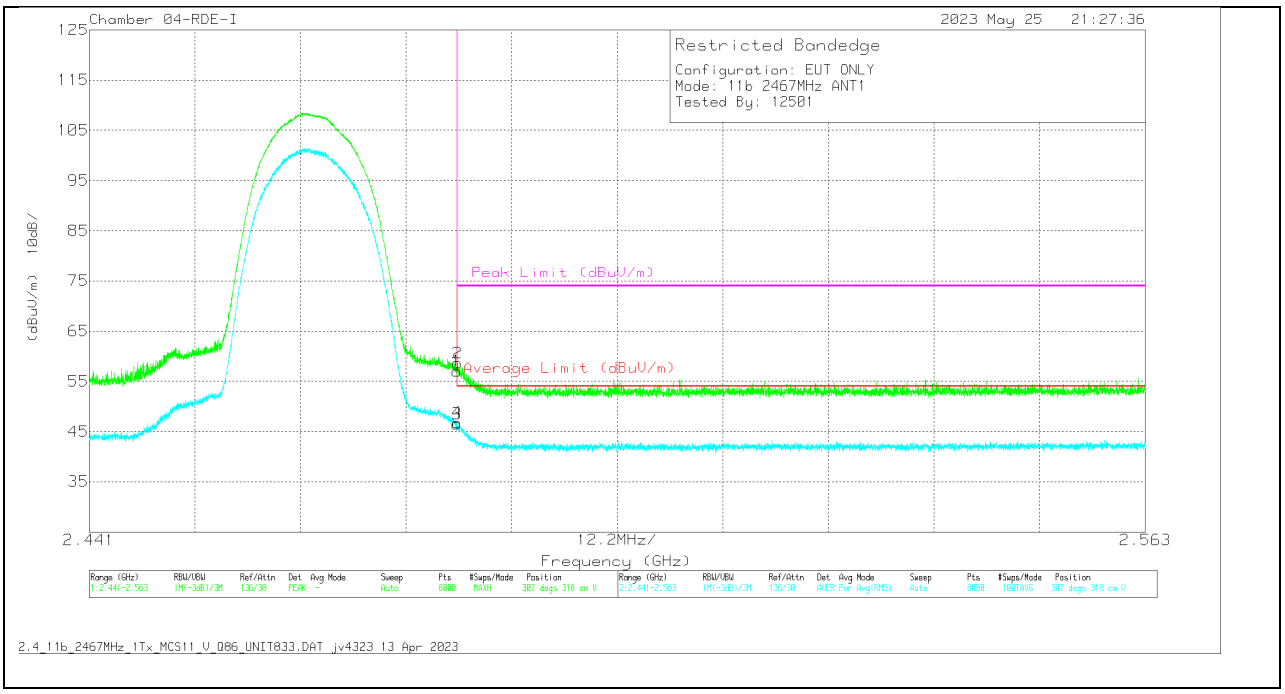

Marker	Frequency (GHz)	Meter Reading (dBuV)	Det	230300 ACF (dB/m)	Gain/Loss (dB)	Corrected Reading (dBuV/m)	Average Limit (dBuV/m)	Margin (dB)	Peak Limit (dBuV/m)	PK Margin (dB)	Azimuth (Degs)	Height (cm)	Polarity
1	* 2.4835	65.98	Pk	32.2	-41.15	57.03	-	-	74	-16.97	307	318	V
2	* 2.483553	67.57	Pk	32.2	-41.14	58.63	-	-	74	-15.37	307	318	V
3	* 2.4835	55.48	RMS	32.2	-41.15	46.53	54	-7.47	-	-	307	318	V
4	* 2.483507	55.71	RMS	32.2	-41.15	46.76	54	-7.24	-	-	307	318	V

* - indicates frequency in CFR47 Pt 15 / IC RSS-Restricted Band
Pk - Peak detector
RMS - RMS detection

UL VERIFICATION SERVICES INC.
47173 Benicia Street, Fremont, CA 94538; USA TEL:(510) 319-4000 FAX:(510) 661-0888
This report shall not be reproduced except in full, without the written approval of UL Verification Services Inc.

BANDEDGE (HIGH CHANNEL, CH 13)

HORIZONTAL RESULT

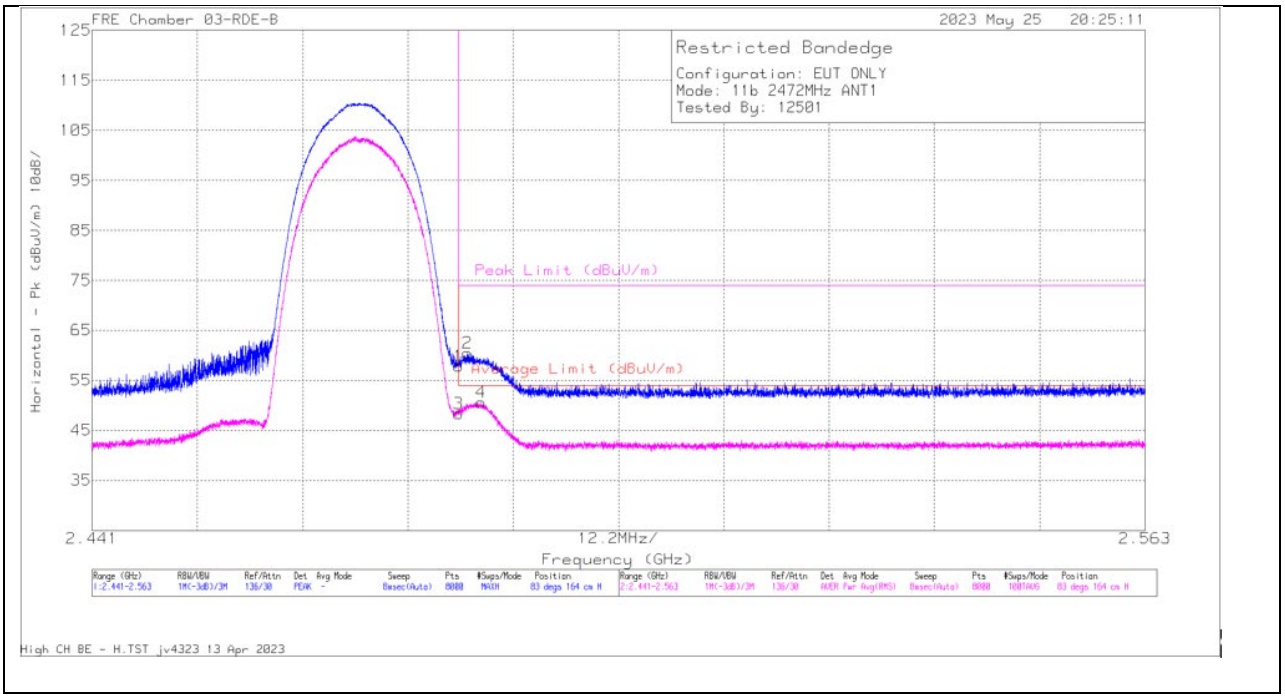

Marker	Frequency (GHz)	Meter Reading (dBuV)	Det	230300 ACF (dB/m)	Gain/Loss (dB)	Corrected Reading (dBuV/m)	Average Limit (dBuV/m)	Margin (dB)	Peak Limit (dBuV/m)	PK Margin (dB)	Azimuth (Degs)	Height (cm)	Polarity
1	* 2.4835	66.81	Pk	32.2	-41.15	57.86	-	-	74	-16.14	83	164	H
2	* 2.484453	69.38	Pk	32.2	-41.15	60.43	-	-	74	-13.57	83	164	H
3	* 2.4835	57.29	RMS	32.2	-41.15	48.34	54	-5.66	-	-	83	164	H
4	* 2.4861	59.46	RMS	32.2	-41.11	50.55	54	-3.45	-	-	83	164	H

* - indicates frequency in CFR47 Pt 15 / IC RSS-Restricted Band
Pk - Peak detector
RMS - RMS detection

UL VERIFICATION SERVICES INC.
47173 Benicia Street, Fremont, CA 94538; USA TEL:(510) 319-4000 FAX:(510) 661-0888
This report shall not be reproduced except in full, without the written approval of UL Verification Services Inc.

VERTICAL RESULT

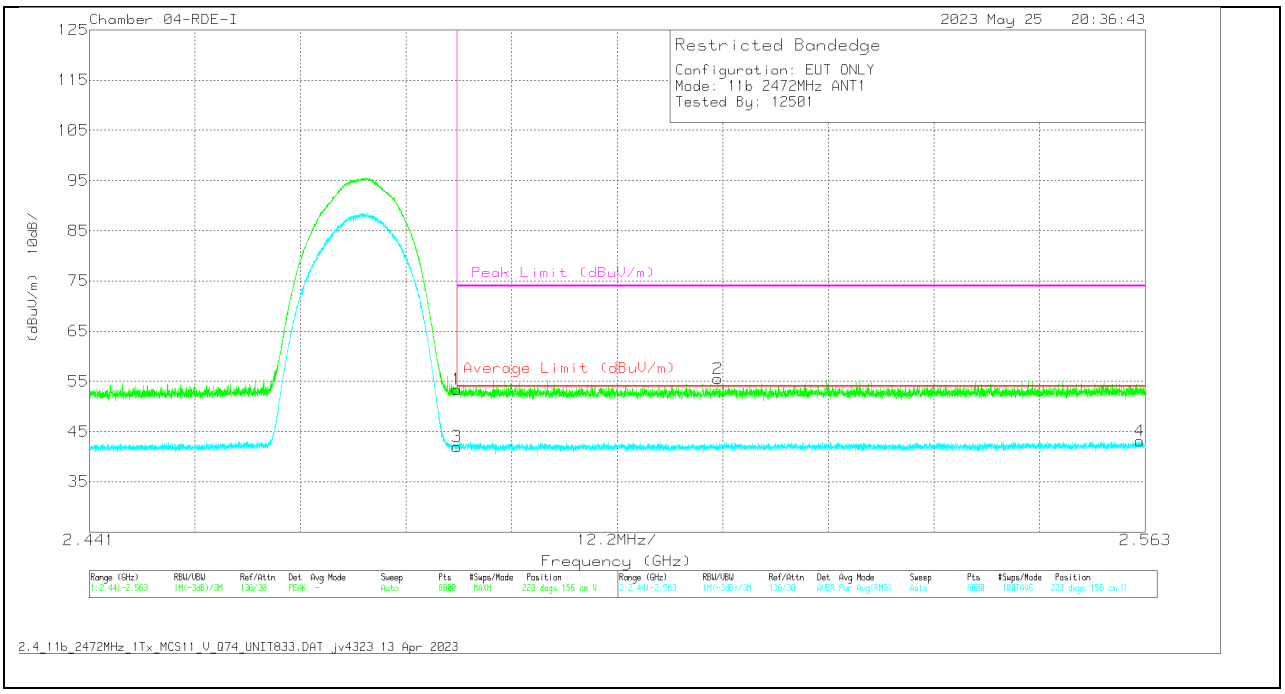

Marker	Frequency (GHz)	Meter Reading (dBuV)	Det	230300 ACF (dB/m)	Gain/Loss (dB)	Corrected Reading (dBuV/m)	Average Limit (dBuV/m)	Margin (dB)	Peak Limit (dBuV/m)	PK Margin (dB)	Azimuth (Degs)	Height (cm)	Polarity
1	* 2.4835	62.4	Pk	32.2	-41.15	53.45	-	-	74	-20.55	223	156	V
3	* 2.4835	50.95	RMS	32.2	-41.15	42	54	-12	-	-	223	156	V
2	2.5136	64.3	Pk	32.2	-41	55.5	-	-	74	-18.5	223	156	V
4	2.56236	51.67	RMS	32.3	-40.8	43.17	54	-10.83	-	-	223	156	V

* - indicates frequency in CFR47 Pt 15 / IC RSS-Restricted Band
Pk - Peak detector
RMS - RMS detection

UL VERIFICATION SERVICES INC.
47173 Benicia Street, Fremont, CA 94538; USA TEL:(510) 319-4000 FAX:(510) 661-0888
This report shall not be reproduced except in full, without the written approval of UL Verification Services Inc.

10.1.4. 802.11b ANT 3 HARMONICS AND SPURIOUS EMISSIONS

LOW CHANNEL, CH 1 RESULTS

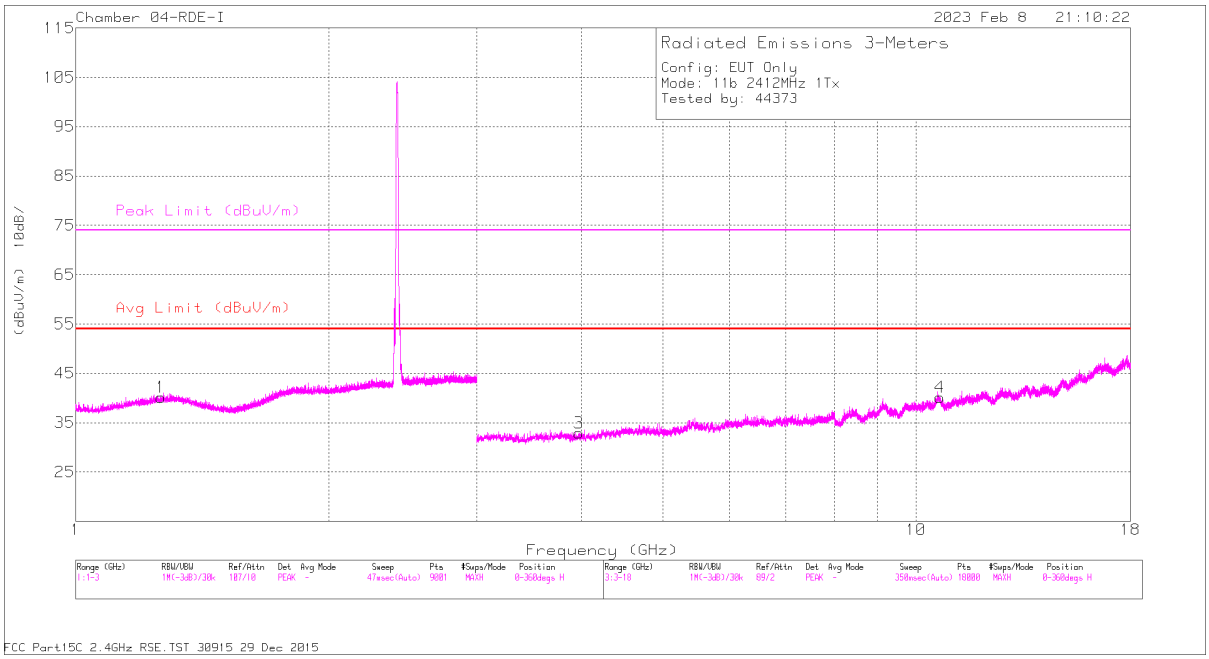

HORIZONTAL

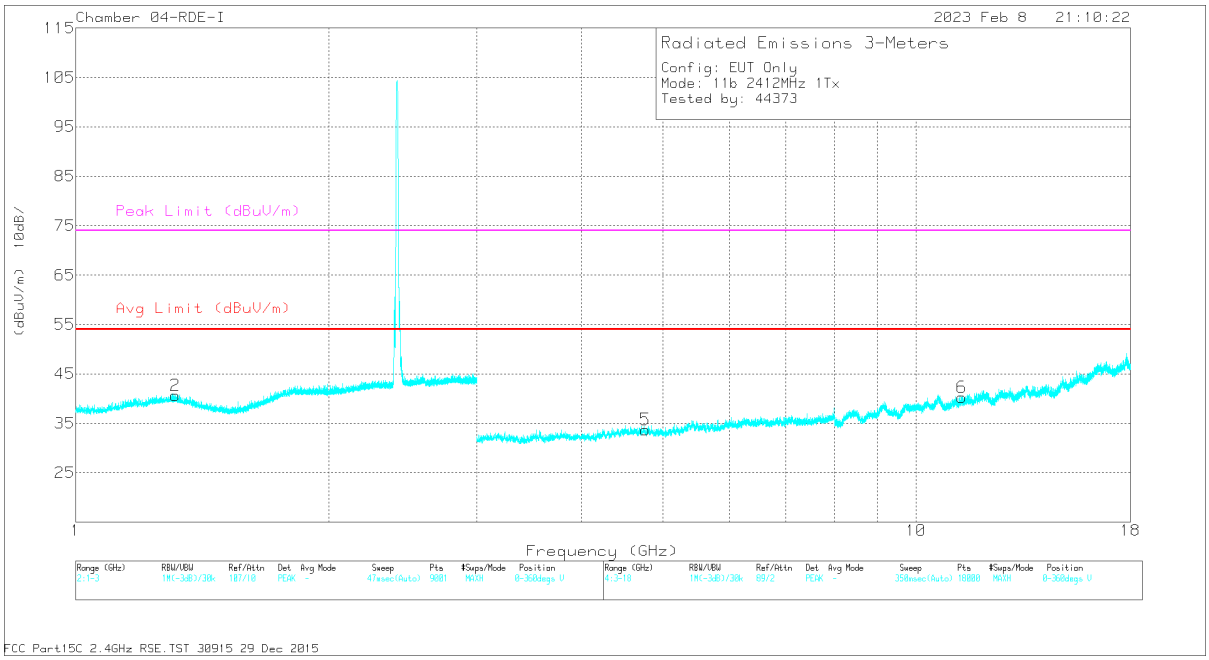

VERTICAL

UL VERIFICATION SERVICES INC.
47173 Benicia Street, Fremont, CA 94538; USA TEL:(510) 319-4000 FAX:(510) 661-0888

This report shall not be reproduced except in full, without the written approval of UL Verification Services Inc.

RADIATED EMISSIONS

Marker	Frequency (GHz)	Meter Reading (dBuV)	Det	84797 ACF (dB) - 3mH	Amp/Cbl /Fltr (dB)	Corrected Reading (dBuV/m)	Avg Limit (dBuV/m)	Margin (dB)	Peak Limit (dBuV/m)	PK Margin (dB)	Azimuth (Degs)	Height (cm)	Polarity
1	* 1.260584	42.61	PK2	28.6	-21.2	50.01	-	-	74	-23.99	360	101	H
	* 1.262553	31.08	MAv1	28.6	-21.1	38.58	54	-15.42	-	-	360	101	H
2	* 1.312681	43.31	PK2	28.6	-21.2	50.71	-	-	74	-23.29	360	200	V
	* 1.314558	31.06	MAv1	28.6	-21.2	38.46	54	-15.54	-	-	360	200	V
3	* 3.967375	39.09	PK2	33.2	-29.5	42.79	-	-	74	-31.21	360	200	H
	* 3.967653	27.43	MAv1	33.2	-29.5	31.13	54	-22.87	-	-	360	200	H
4	* 10.671352	34.54	PK2	37.6	-21.5	50.64	-	-	74	-23.36	360	101	H
	* 10.671405	22.39	MAv1	37.6	-21.5	38.49	54	-15.51	-	-	360	101	H
5	* 4.766953	37.61	PK2	34.2	-27.6	44.21	-	-	74	-29.79	360	101	V
	* 4.763498	25.79	MAv1	34.2	-27.7	32.29	54	-21.71	-	-	360	101	V
6	* 11.340904	34.56	PK2	37.8	-21.6	50.76	-	-	74	-23.24	360	101	V
	* 11.340261	22.44	MAv1	37.8	-21.6	38.64	54	-15.36	-	-	360	101	V

* - indicates frequency in CFR47 Pt 15 / IC RSS-Restricted Band
PK2 - KDB558074 Method: Maximum Peak
MAv1 - KDB558074 Option 1 Maximum RMS Average

UL VERIFICATION SERVICES INC.
47173 Benicia Street, Fremont, CA 94538; USA TEL:(510) 319-4000 FAX:(510) 661-0888
This report shall not be reproduced except in full, without the written approval of UL Verification Services Inc.

MID CHANNEL, CH 6 RESULTS

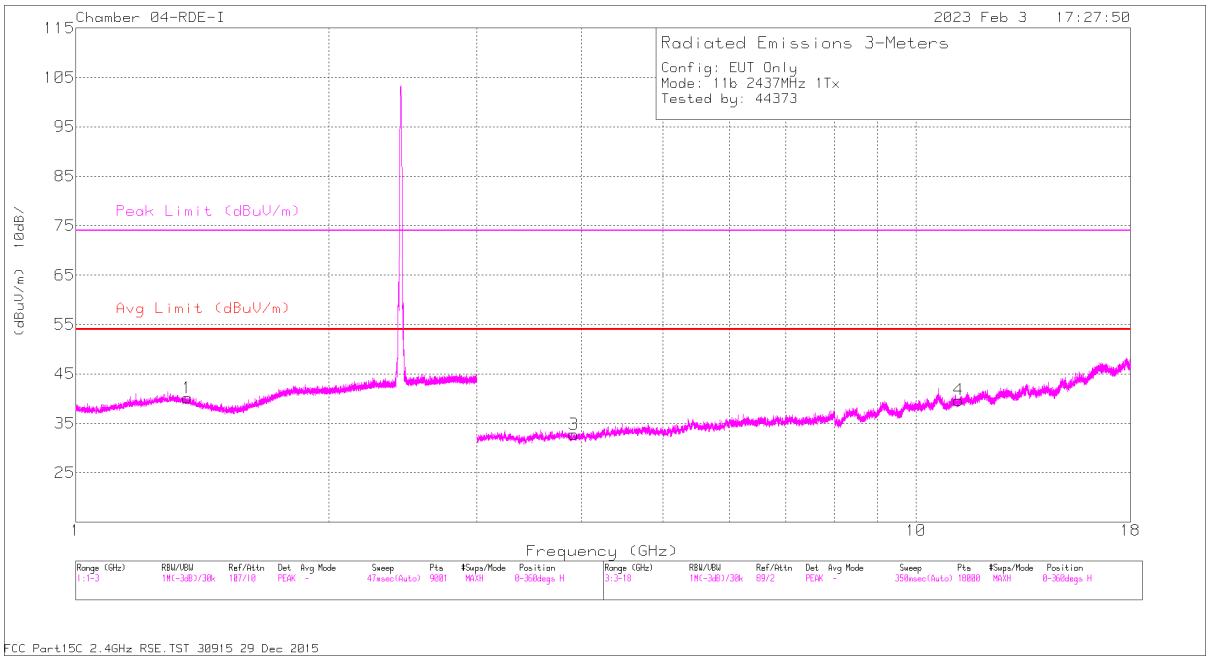

HORIZONTAL

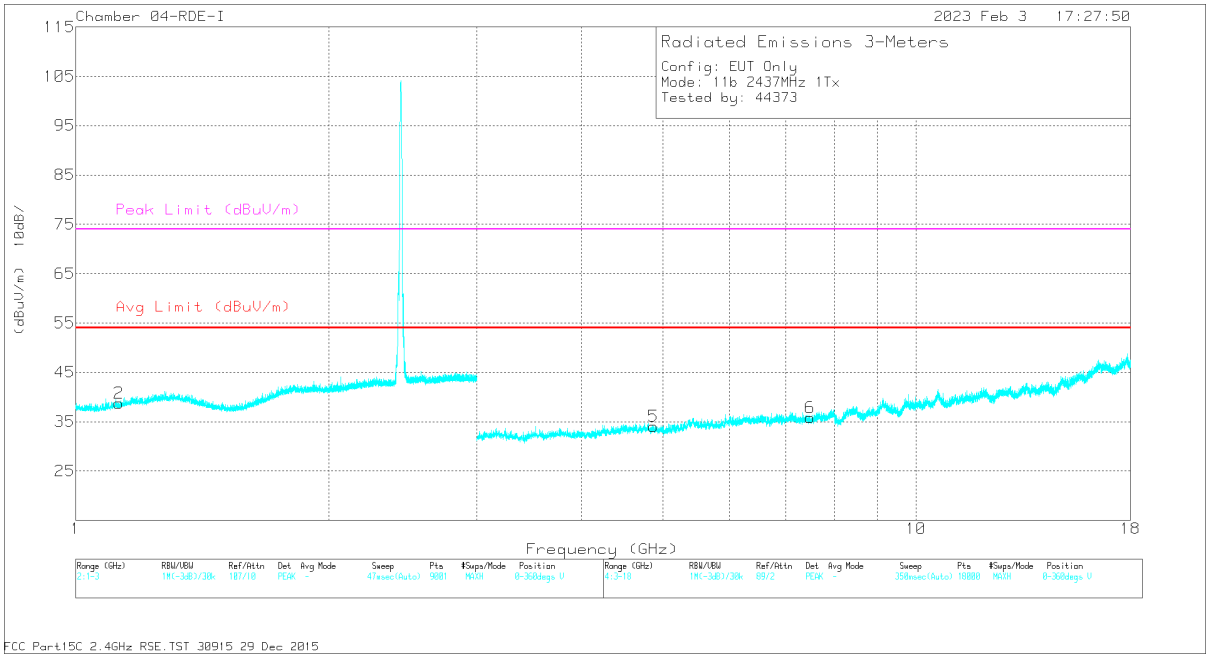

VERTICAL

UL VERIFICATION SERVICES INC.
47173 Benicia Street, Fremont, CA 94538; USA TEL:(510) 319-4000 FAX:(510) 661-0888

This report shall not be reproduced except in full, without the written approval of UL Verification Services Inc.

RADIATED EMISSIONS

Marker	Frequency (GHz)	Meter Reading (dBuV)	Det	84797 ACF (dB) - 3mH	Amp/Cbl/Fltr (dB)	Corrected Reading (dBuV/m)	Avg Limit (dBuV/m)	Margin (dB)	Peak Limit (dBuV/m)	PK Margin (dB)	Azimuth (Degs)	Height (cm)	Polarity
1	* 1.355877	43.03	PK2	28.6	-21.5	50.13	-	-	74	-23.87	73	196	H
	* 1.357208	31.33	MAv1	28.6	-21.5	38.43	54	-15.57	-	-	73	196	H
2	* 1.126472	43.49	PK2	27.6	-22	49.09	-	-	74	-24.91	140	115	V
	* 1.123363	31.9	MAv1	27.6	-22	37.5	54	-16.5	-	-	140	115	V
3	* 3.915814	39.37	PK2	33.2	-29.8	42.77	-	-	74	-31.23	360	101	H
	* 3.917298	27.72	MAv1	33.2	-29.8	31.12	54	-22.88	-	-	200	166	H
4	* 11.242644	33.52	PK2	37.7	-21.9	49.32	-	-	74	-24.68	360	199	H
	* 11.242868	22.46	MAv1	37.7	-21.9	38.26	54	-15.74	-	-	111	126	H
5	* 4.87362	38.27	PK2	34.1	-28	44.37	-	-	74	-29.63	360	101	V
	* 4.871065	26.49	MAv1	34	-28	32.49	54	-21.51	-	-	19	156	V
6	* 7.481853	36.31	PK2	35.6	-25.3	46.61	-	-	74	-27.39	360	200	V
	* 7.480649	24.05	MAv1	35.6	-25.2	34.45	54	-19.55	-	-	254	160	V

* - indicates frequency in CFR47 Pt 15 / IC RSS-Restricted Band
PK2 - KDB558074 Method: Maximum Peak
MAv1 - KDB558074 Option 1 Maximum RMS Average

UL VERIFICATION SERVICES INC.
47173 Benicia Street, Fremont, CA 94538; USA TEL:(510) 319-4000 FAX:(510) 661-0888
This report shall not be reproduced except in full, without the written approval of UL Verification Services Inc.

HIGH CHANNEL, CH 13 RESULTS

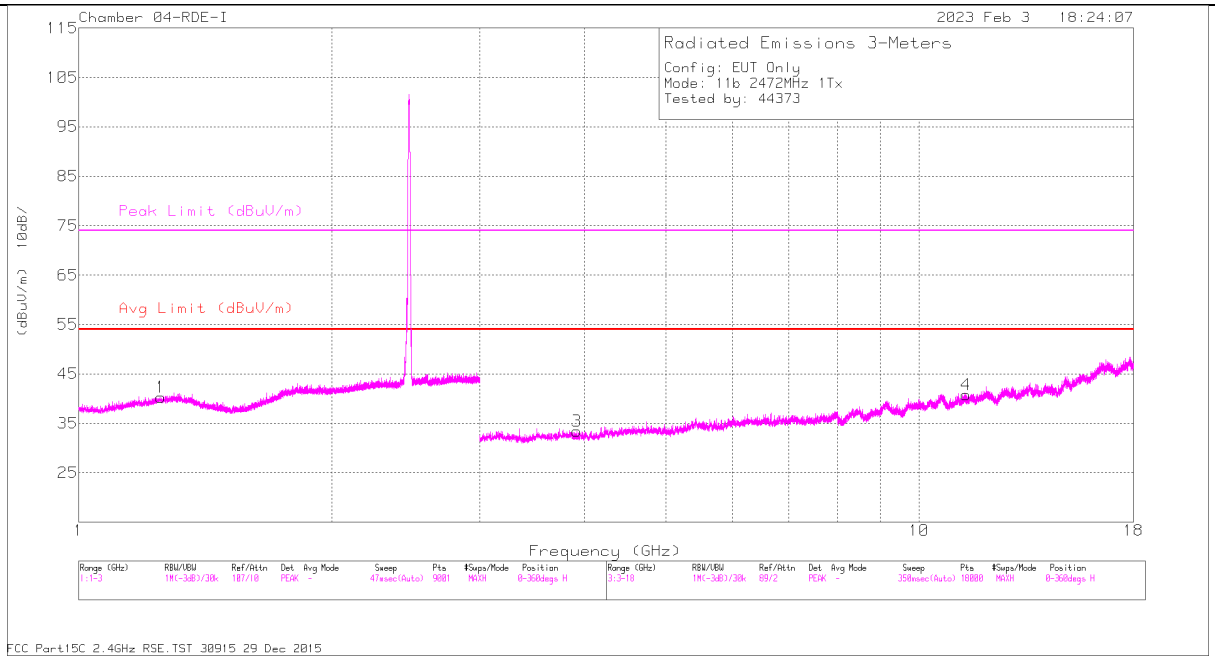

HORIZONTAL

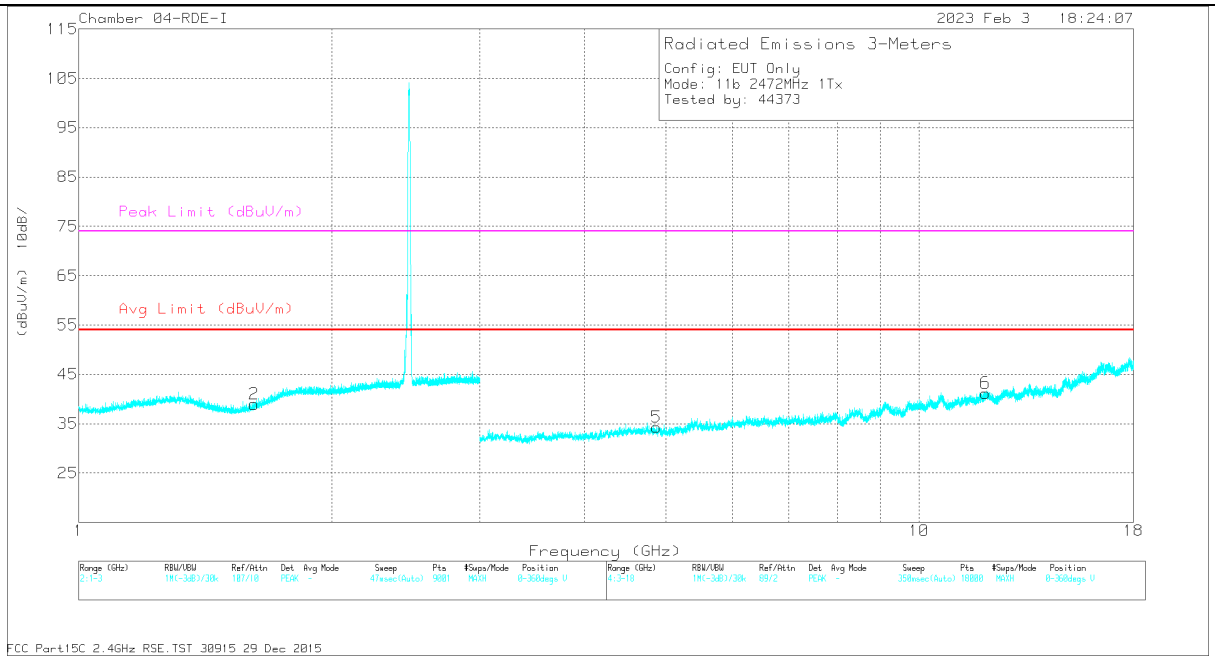

VERTICAL

UL VERIFICATION SERVICES INC.
47173 Benicia Street, Fremont, CA 94538; USA TEL:(510) 319-4000 FAX:(510) 661-0888

This report shall not be reproduced except in full, without the written approval of UL Verification Services Inc.

RADIATED EMISSIONS

Marker	Frequency (GHz)	Meter Reading (dBuV)	Det	84797 ACF (dB) - 3mH	Amp/Cbl/ Fltr (dB)	Corrected Reading (dBuV/m)	Avg Limit (dBuV/m)	Margin (dB)	Peak Limit (dBuV/m)	PK Margin (dB)	Azimuth (Degs)	Height (cm)	Polarity
2	* 1.616482	43.31	PK2	28	-21.8	49.51	-	-	74	-24.49	281	232	V
	* 1.614651	31.29	MAv1	28	-21.7	37.59	54	-16.41	-	-	281	232	V
1	* 1.252889	43.8	PK2	28.6	-21.1	40.3	-	-			225	101	H
3	* 3.91473	39.02	PK2	33.2	-29.7	42.52	-	-	74	-31.48	230	217	H
	* 3.916401	27.8	MAv1	33.2	-29.8	31.2	54	-22.8	-	-	230	217	H
4	* 11.388521	34.34	PK2	37.9	-22.5	49.74	-	-	74	-24.26	173	112	H
	* 11.386126	23.02	MAv1	37.9	-22.3	38.62	54	-15.38	-	-	173	112	H
5	* 4.872056	38.14	PK2	34	-28	44.14	-	-	74	-29.86	43	191	V
	* 4.868883	26.8	MAv1	34	-28.1	32.7	54	-21.3	-	-	43	191	V
6	* 11.995153	34.64	PK2	38.6	-22.5	50.74	-	-	74	-23.26	150	124	V
	* 11.995911	23.34	MAv1	38.6	-22.5	39.44	54	-14.56	-	-	150	124	V

* - indicates frequency in CFR47 Pt 15 / IC RSS-Restricted Band
PK2 - KDB558074 Method: Maximum Peak
MAv1 - KDB558074 Option 1 Maximum RMS Average

UL VERIFICATION SERVICES INC.
47173 Benicia Street, Fremont, CA 94538; USA TEL:(510) 319-4000 FAX:(510) 661-0888
This report shall not be reproduced except in full, without the written approval of UL Verification Services Inc.

10.1.5. 802.11n HT20 SISO MODE

1TX ANT 4 MODE

BANDEDGE (LOW CHANNEL, CH 1)

HORIZONTAL RESULT

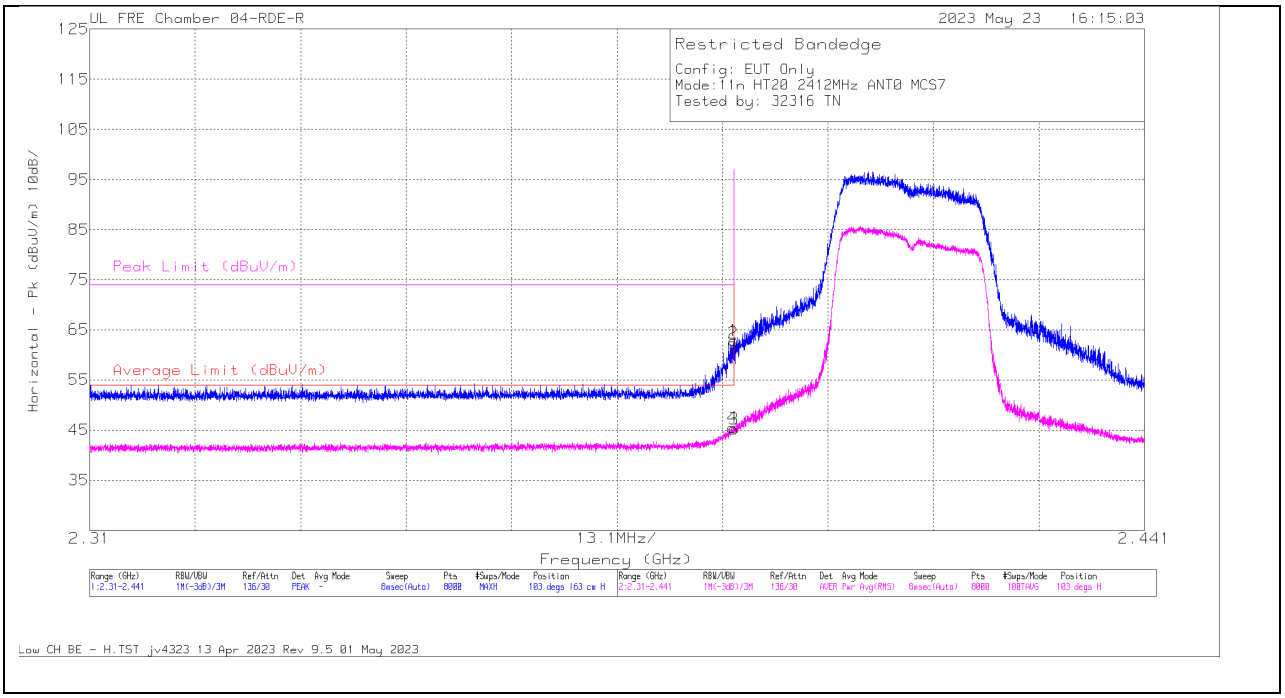

Marker	Frequency (GHz)	Meter Reading (dBuV)	Det	222740 ACF(dB) - 3mH	DCCF (dB)	Gain/Loss (dB)	Corrected Reading (dBuV/m)	Average Limit (dBuV/m)	Margin (dB)	Peak Limit (dBuV/m)	PK Margin (dB)	Azimuth (Degs)	Height (cm)	Polarity
4	2.389871	54	RMS	31.7	.22	-40.44	45.48	54	-8.52	-	-	103	163	H
2	2.389953	71.05	Pk	31.7	0	-40.44	62.31	-	-	74	-11.69	103	163	H
1	2.39	71.56	Pk	31.7	0	-40.44	62.82	-	-	74	-11.18	103	163	H
3	2.39	53.81	RMS	31.7	.22	-40.44	45.29	54	-8.71	-	-	103	163	H

Pk - Peak detector
RMS - RMS detection

UL VERIFICATION SERVICES INC.
47173 Benicia Street, Fremont, CA 94538; USA TEL:(510) 319-4000 FAX:(510) 661-0888
This report shall not be reproduced except in full, without the written approval of UL Verification Services Inc.

VERTICAL RESULT

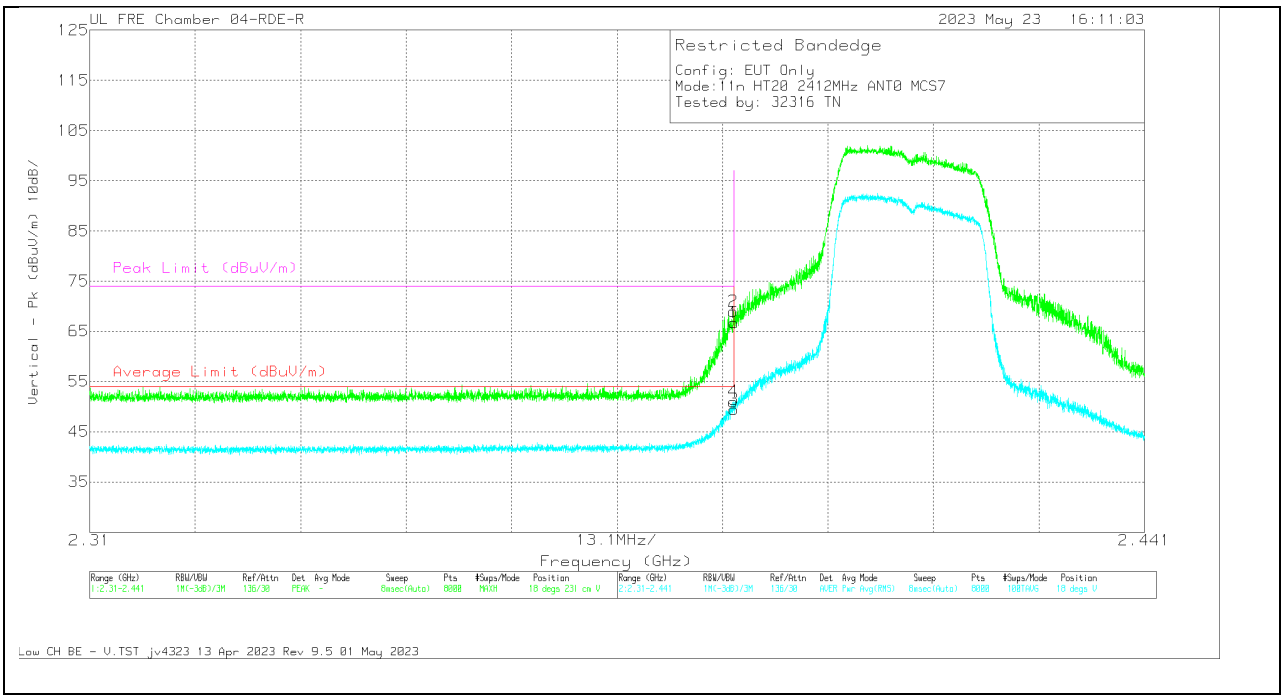

Marker	Frequency (GHz)	Meter Reading (dBuV)	Det	22274 0 ACF(dB) - 3mH	DCCF (dB)	Gain/Loss (dB)	Corrected Reading (dBuV/m)	Average Limit (dBuV/m)	Margin (dB)	Peak Limit (dBuV/m)	PK Margin (dB)	Azimuth (Degs)	Height (cm)	Polarity
2	2.38992	77.67	Pk	31.7	0	-40.44	68.93	-	-	74	-5.07	18	231	V
4	2.38992	59.58	RMS	31.7	.22	-40.44	51.06	54	-2.94	-	-	18	231	V
1	2.39	75.49	Pk	31.7	0	-40.44	66.75	-	-	74	-7.25	18	231	V
3	2.39	57.98	RMS	31.7	.22	-40.44	49.46	54	-4.54	-	-	18	231	V

Pk - Peak detector
RMS - RMS detection

UL VERIFICATION SERVICES INC.
47173 Benicia Street, Fremont, CA 94538; USA TEL:(510) 319-4000 FAX:(510) 661-0888
This report shall not be reproduced except in full, without the written approval of UL Verification Services Inc.

BANDEDGE (LOW CHANNEL, CH 2)

HORIZONTAL RESULT

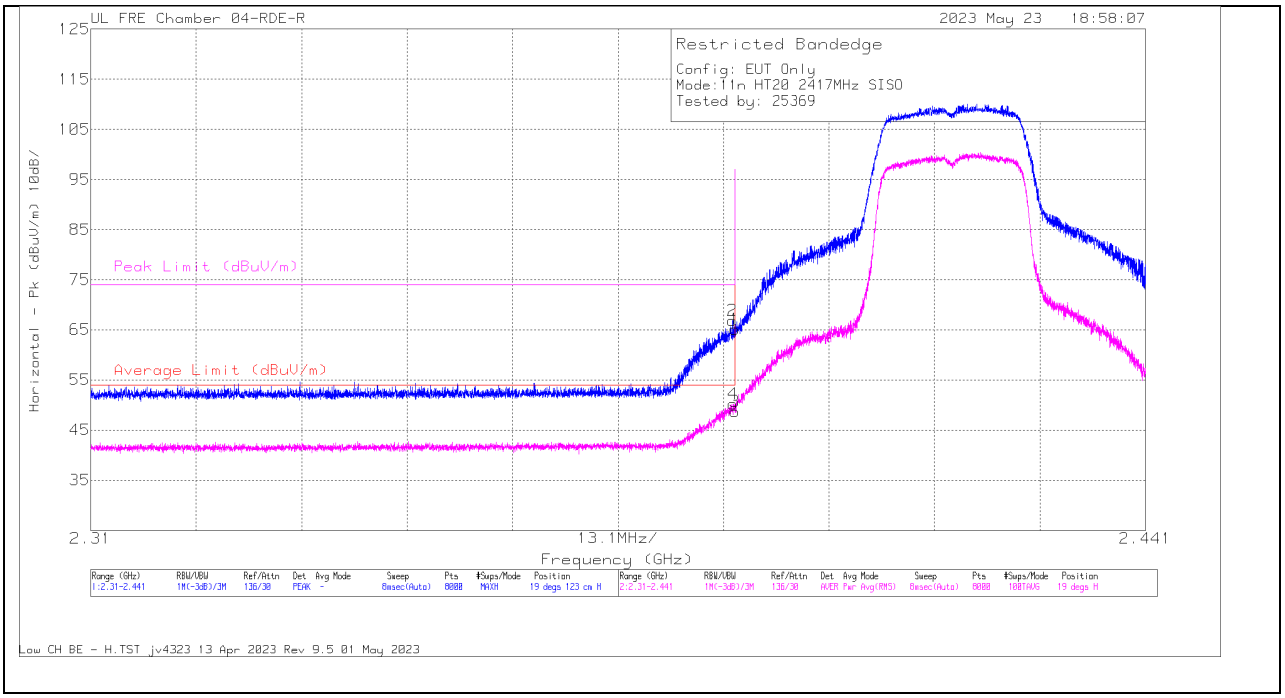

Marker	Frequency (GHz)	Meter Reading (dBuV)	Det	222740 ACF(dB) - 3mH	DCCF (dB)	Gain/Loss (dB)	Corrected Reading (dBuV/m)	Average Limit (dBuV/m)	Margin (dB)	Peak Limit (dBuV/m)	PK Margin (dB)	Azimuth (Degs)	Height (cm)	Polarity
2	2.389723	75.6	Pk	31.7	0	-40.44	66.86	-	-	74	-7.14	19	123	H
4	2.389756	58.77	RMS	31.7	.22	-40.44	50.25	54	-3.75	-	-	19	123	H
1	2.39	73.87	Pk	31.7	0	-40.44	65.13	-	-	74	-8.87	19	123	H
3	2.39	57.26	RMS	31.7	.22	-40.44	48.74	54	-5.26	-	-	19	123	H

Pk - Peak detector
RMS - RMS detection

UL VERIFICATION SERVICES INC.
47173 Benicia Street, Fremont, CA 94538; USA TEL:(510) 319-4000 FAX:(510) 661-0888
This report shall not be reproduced except in full, without the written approval of UL Verification Services Inc.

VERTICAL RESULT

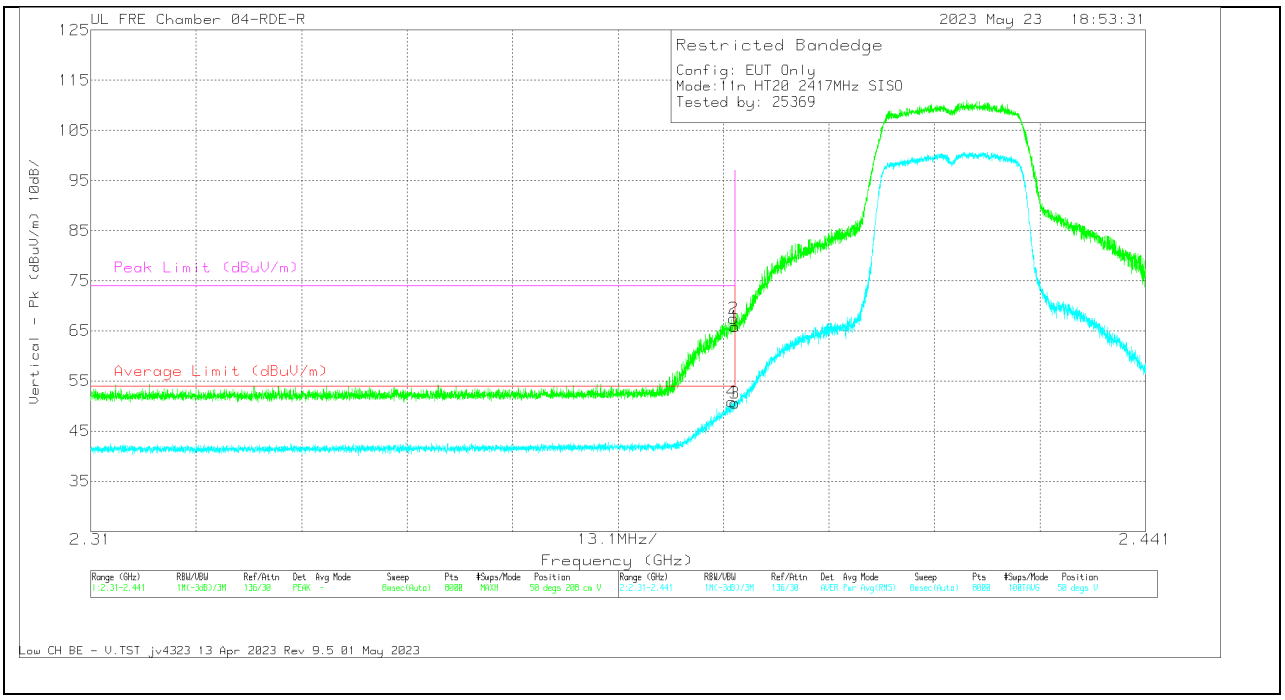

Marker	Frequency (GHz)	Meter Reading (dBuV)	Det	22274 0 ACF(dB) - 3mH	DCCF (dB)	Gain/Loss (dB)	Corrected Reading (dBuV/m)	Average Limit (dBuV/m)	Margin (dB)	Peak Limit (dBuV/m)	PK Margin (dB)	Azimuth (Degs)	Height (cm)	Polarity
4	2.389592	59.41	RMS	31.7	.22	-40.44	50.89	54	-3.11	-	-	50	208	V
2	2.389871	76.25	Pk	31.7	0	-40.44	67.51	-	-	74	-6.49	50	208	V
1	2.39	74.54	Pk	31.7	0	-40.44	65.8	-	-	74	-8.2	50	208	V
3	2.39	59.18	RMS	31.7	.22	-40.44	50.66	54	-3.34	-	-	50	208	V

Pk - Peak detector
RMS - RMS detection

UL VERIFICATION SERVICES INC.
47173 Benicia Street, Fremont, CA 94538; USA TEL:(510) 319-4000 FAX:(510) 661-0888
This report shall not be reproduced except in full, without the written approval of UL Verification Services Inc.

BANDEDGE (LOW CHANNEL, CH 3)

HORIZONTAL RESULT

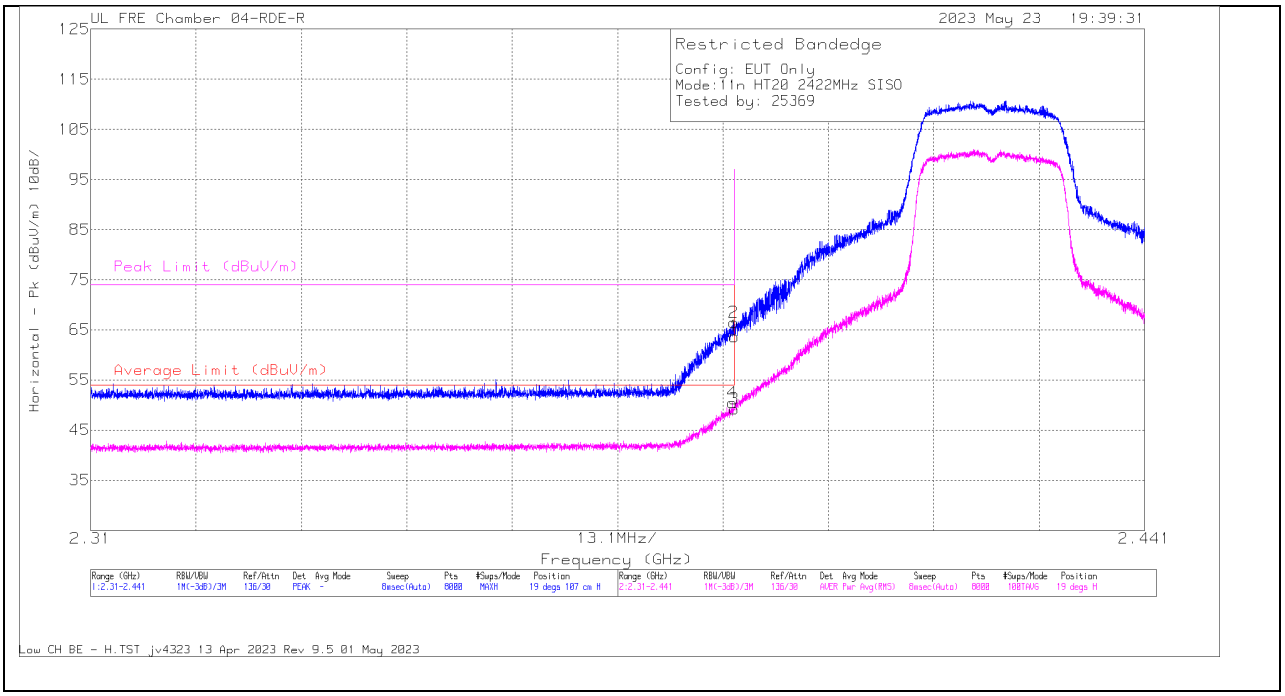

Marker	Frequency (GHz)	Meter Reading (dBuV)	Det	222740 ACF(dB) - 3mH	DCCF (dB)	Gain/Loss (dB)	Corrected Reading (dBuV/m)	Average Limit (dBuV/m)	Margin (dB)	Peak Limit (dBuV/m)	PK Margin (dB)	Azimuth (Degs)	Height (cm)	Polarity
4	2.389756	58.98	RMS	31.7	.22	-40.44	50.46	54	-3.54	-	-	19	107	H
2	2.389969	75.23	Pk	31.7	0	-40.44	66.49	-	-	74	-7.51	19	107	H
1	2.39	72.41	Pk	31.7	0	-40.44	63.67	-	-	74	-10.33	19	107	H
3	2.39	57.71	RMS	31.7	.22	-40.44	49.19	54	-4.81	-	-	19	107	H

Pk - Peak detector
RMS - RMS detection

UL VERIFICATION SERVICES INC.
47173 Benicia Street, Fremont, CA 94538; USA TEL:(510) 319-4000 FAX:(510) 661-0888
This report shall not be reproduced except in full, without the written approval of UL Verification Services Inc.

VERTICAL RESULT

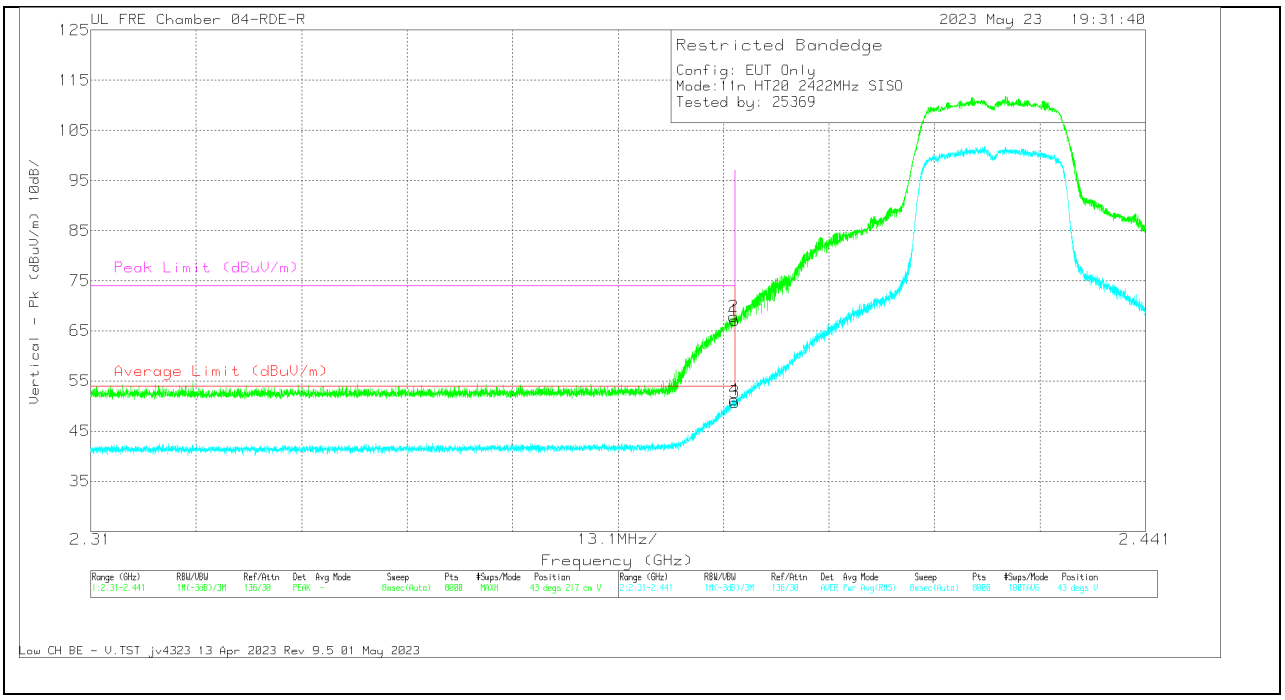

Marker	Frequency (GHz)	Meter Reading (dBuV)	Det	22274 0 ACF(dB) - 3mH	DCCF (dB)	Gain/Loss (dB)	Corrected Reading (dBuV/m)	Average Limit (dBuV/m)	Margin (dB)	Peak Limit (dBuV/m)	PK Margin (dB)	Azimuth (Degs)	Height (cm)	Polarity
2	2.389838	76.61	Pk	31.7	0	-40.44	67.87	-	-	74	-6.13	43	217	V
4	2.389969	59.72	RMS	31.7	.22	-40.44	51.20	54	-2.80	-	-	43	217	V
1	2.39	75.8	Pk	31.7	0	-40.44	67.06	-	-	74	-6.94	43	217	V
3	2.39	59.33	RMS	31.7	.22	-40.44	50.81	54	-3.19	-	-	43	217	V

Pk - Peak detector
RMS - RMS detection

UL VERIFICATION SERVICES INC.
47173 Benicia Street, Fremont, CA 94538; USA TEL:(510) 319-4000 FAX:(510) 661-0888
This report shall not be reproduced except in full, without the written approval of UL Verification Services Inc.

BANDEDGE (HIGH CHANNEL, CH 9)

HORIZONTAL RESULT

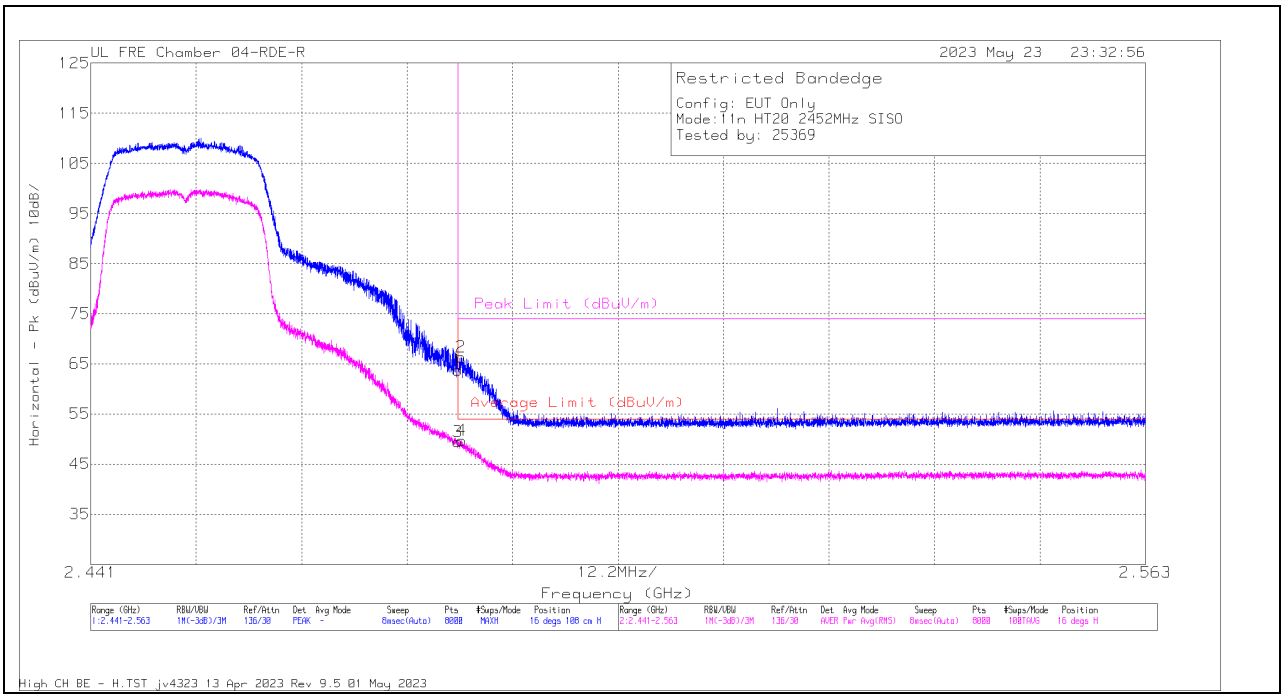

Marker	Frequency (GHz)	Meter Reading (dBuV)	Det	222740 ACF(dB) - 3mH	DCCF (dB)	Gain/Loss (dB)	Corrected Reading (dBuV/m)	Average Limit (dBuV/m)	Margin (dB)	Peak Limit (dBuV/m)	PK Margin (dB)	Azimuth (Degs)	Height (cm)	Polarity
1	2.4835	72.02	Pk	32.1	0	-40.37	63.75	-	-	74	-10.25	16	108	H
3	2.4835	57.53	RMS	32.1	.22	-40.37	49.48	54	-4.52	-	-	16	108	H
2	2.483828	74.62	Pk	32.1	0	-40.37	66.35	-	-	74	-7.65	16	108	H
4	2.483934	57.85	RMS	32.1	.22	-40.37	49.80	54	-4.20	-	-	16	108	H

Pk - Peak detector
RMS - RMS detection

UL VERIFICATION SERVICES INC.
47173 Benicia Street, Fremont, CA 94538; USA TEL:(510) 319-4000 FAX:(510) 661-0888
This report shall not be reproduced except in full, without the written approval of UL Verification Services Inc.

VERTICAL RESULT

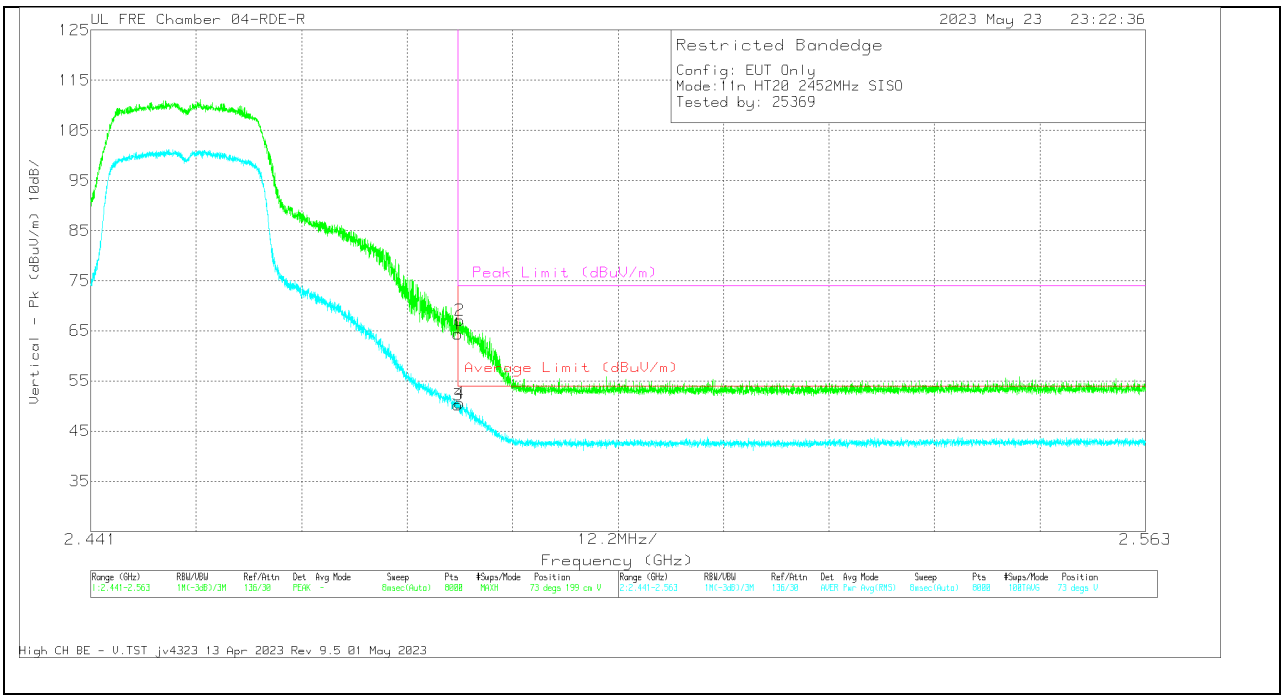

Marker	Frequency (GHz)	Meter Reading (dBuV)	Det	222740 ACF(dB) - 3mH	DCCF (dB)	Gain/Loss (dB)	Corrected Reading (dBuV/m)	Average Limit (dBuV/m)	Margin (dB)	Peak Limit (dBuV/m)	PK Margin (dB)	Azimuth (Degs)	Height (cm)	Polarity
1	2.4835	72.66	Pk	32.1	0	-40.37	64.39	-	-	74	-9.61	73	199	V
3	2.4835	58.3	RMS	32.1	.22	-40.37	50.25	54	-3.75	-	-	73	199	V
4	2.48369	58.71	RMS	32.1	.22	-40.37	50.66	54	-3.34	-	-	73	199	V
2	2.483706	75.39	Pk	32.1	0	-40.37	67.12	-	-	74	-6.88	73	199	V

Pk - Peak detector
RMS - RMS detection

UL VERIFICATION SERVICES INC.
47173 Benicia Street, Fremont, CA 94538; USA TEL:(510) 319-4000 FAX:(510) 661-0888
This report shall not be reproduced except in full, without the written approval of UL Verification Services Inc.

BANDEDGE (HIGH CHANNEL, CH 10)

HORIZONTAL RESULT

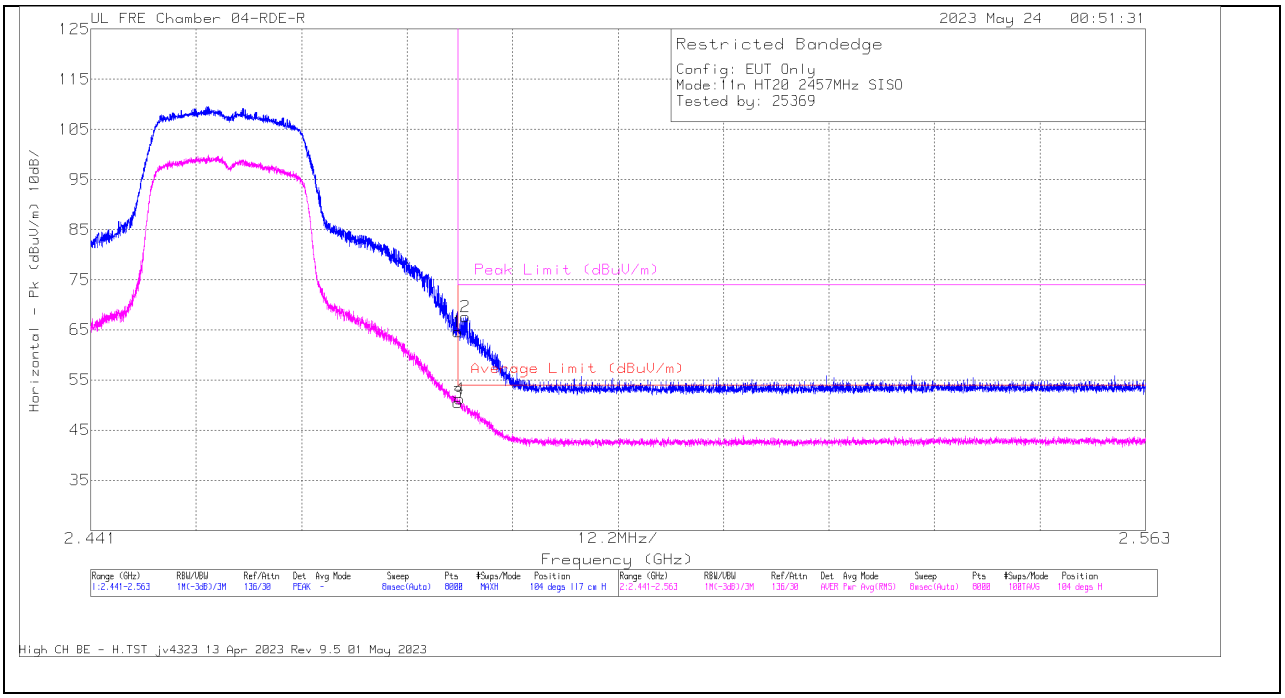

Marker	Frequency (GHz)	Meter Reading (dBuV)	Det	222740 ACF(dB) - 3mH	DCCF (dB)	Gain/Loss (dB)	Corrected Reading (dBuV/m)	Average Limit (dBuV/m)	Margin (dB)	Peak Limit (dBuV/m)	PK Margin (dB)	Azimuth (Degs)	Height (cm)	Polarity
1	2.4835	72.83	Pk	32.1	0	-40.37	64.56	-	-	74	-9.44	104	117	H
3	2.4835	58.52	RMS	32.1	.22	-40.37	50.47	54	-3.53	-	-	104	117	H
4	2.48369	59.27	RMS	32.1	.22	-40.37	51.22	54	-2.78	-	-	104	117	H
2	2.484377	75.84	Pk	32.1	0	-40.36	67.58	-	-	74	-6.42	104	117	H

Pk - Peak detector
RMS - RMS detection

UL VERIFICATION SERVICES INC.
47173 Benicia Street, Fremont, CA 94538; USA TEL:(510) 319-4000 FAX:(510) 661-0888
This report shall not be reproduced except in full, without the written approval of UL Verification Services Inc.

VERTICAL RESULT

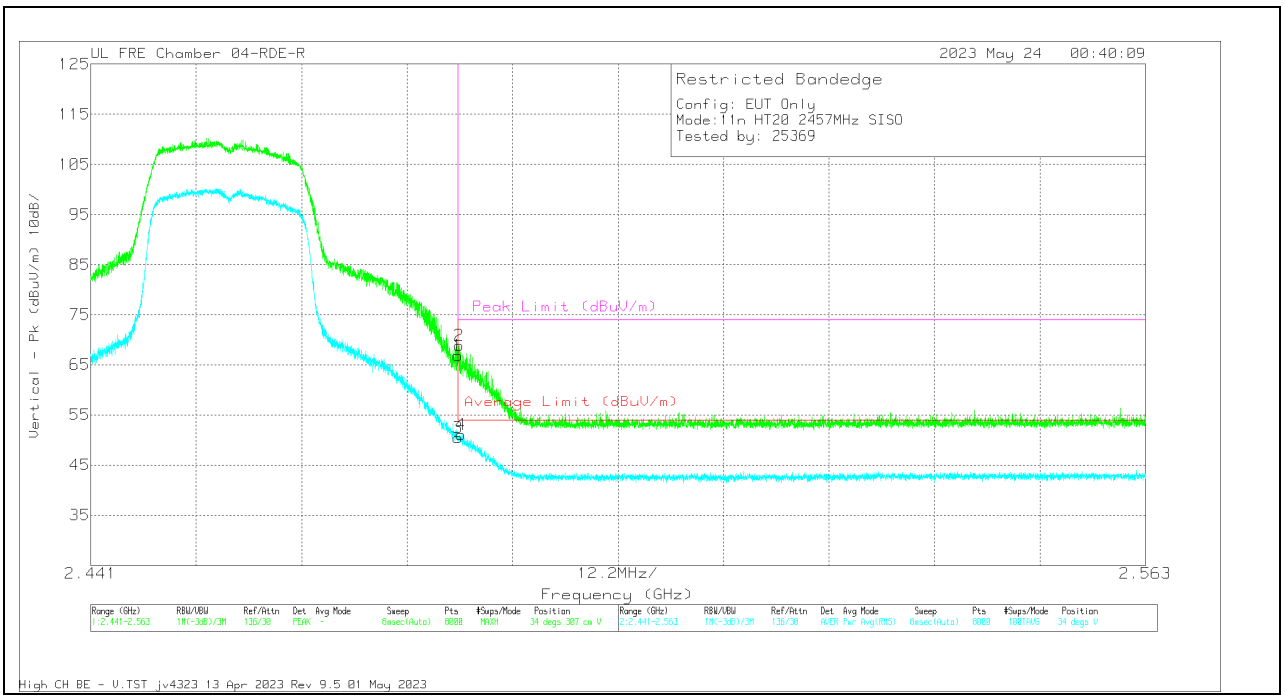

Marker	Frequency (GHz)	Meter Reading (dBuV)	Det	22274 0 ACF(dB) - 3mH	DCCF (dB)	Gain/Loss (dB)	Corrected Reading (dBuV/m)	Average Limit (dBuV/m)	Margin (dB)	Peak Limit (dBuV/m)	PK Margin (dB)	Azimuth (Degs)	Height (cm)	Polarity
1	2.4835	75.15	Pk	32.1	0	-40.37	66.88	-	-	74	-7.12	34	307	V
3	2.4835	58.52	RMS	32.1	.22	-40.37	50.47	54	-3.53	-	-	34	307	V
2	2.483614	77.1	Pk	32.1	0	-40.37	68.83	-	-	74	-5.17	34	307	V
4	2.483858	59.23	RMS	32.1	.22	-40.37	51.18	54	-2.82	-	-	34	307	V

Pk - Peak detector
RMS - RMS detection

UL VERIFICATION SERVICES INC.
47173 Benicia Street, Fremont, CA 94538; USA TEL:(510) 319-4000 FAX:(510) 661-0888
This report shall not be reproduced except in full, without the written approval of UL Verification Services Inc.

BANDEDGE (HIGH CHANNEL, CH 11)

HORIZONTAL RESULT

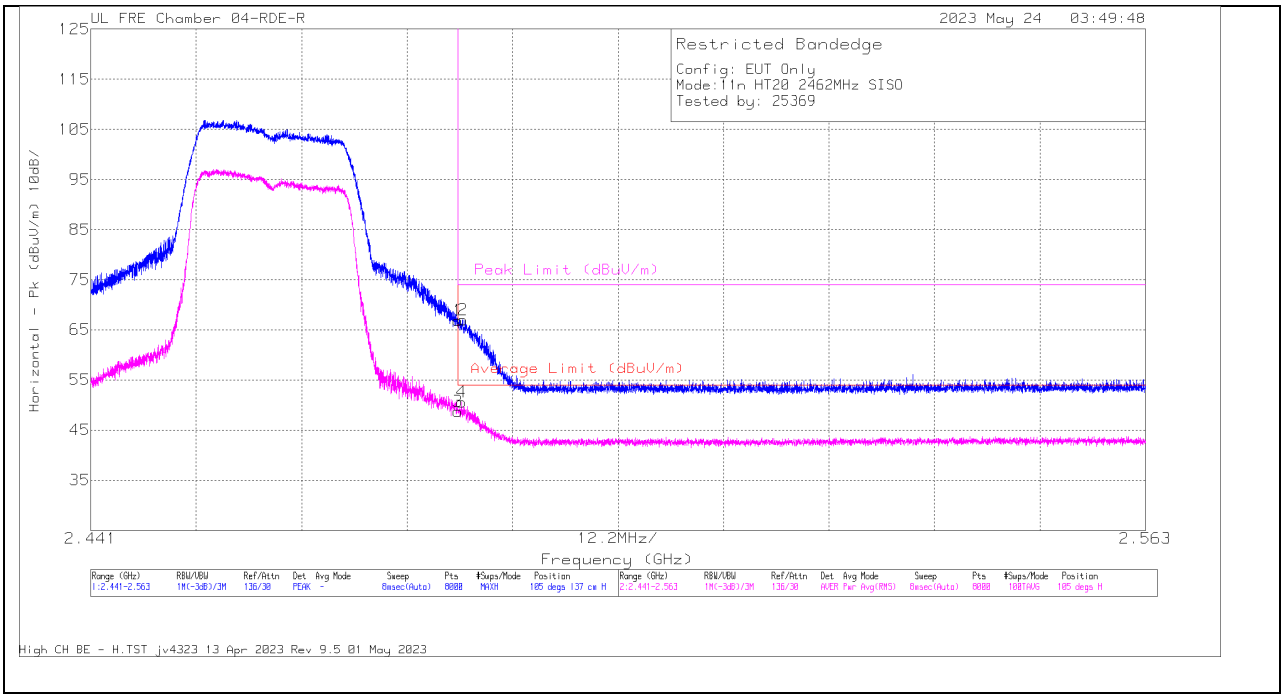

Marker	Frequency (GHz)	Meter Reading (dBuV)	Det	22274 0 ACF(dB) - 3mH	DCCF (dB)	Gain/Loss (dB)	Corrected Reading (dBuV/m)	Average Limit (dBuV/m)	Margin (dB)	Peak Limit (dBuV/m)	PK Margin (dB)	Azimuth (Degs)	Height (cm)	Polarity
1	2.4835	75.16	Pk	32.1	0	-40.37	66.89	-	-	74	-7.11	105	137	H
3	2.4835	56.78	RMS	32.1	.22	-40.37	48.73	54	-5.27	-	-	105	137	H
4	2.483919	58.64	RMS	32.1	.22	-40.37	50.59	54	-3.41	-	-	105	137	H
2	2.484026	75.31	Pk	32.1	0	-40.37	67.04	-	-	74	-6.96	105	137	H

Pk - Peak detector
RMS - RMS detection

UL VERIFICATION SERVICES INC.
47173 Benicia Street, Fremont, CA 94538; USA TEL:(510) 319-4000 FAX:(510) 661-0888
This report shall not be reproduced except in full, without the written approval of UL Verification Services Inc.

VERTICAL RESULT

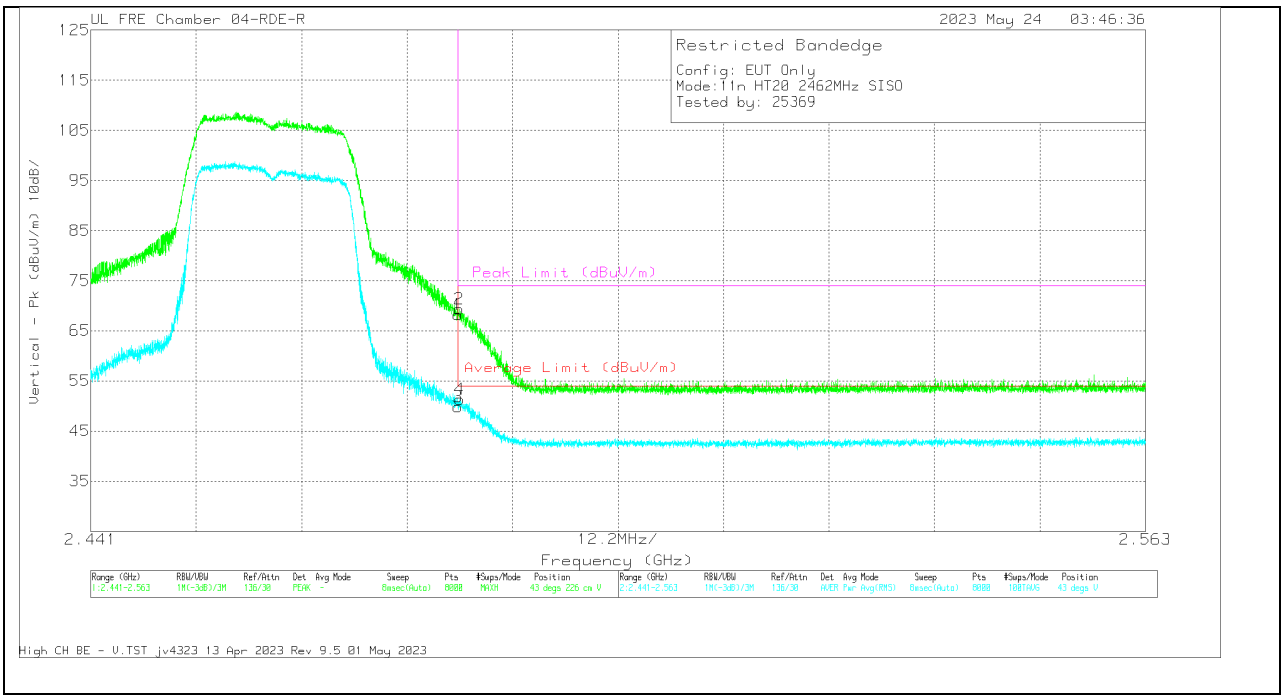

Marker	Frequency (GHz)	Meter Reading (dBuV)	Det	22274 0 ACF(dB) - 3mH	DCCF (dB)	Gain/Loss (dB)	Corrected Reading (dBuV/m)	Average Limit (dBuV/m)	Margin (dB)	Peak Limit (dBuV/m)	PK Margin (dB)	Azimuth (Degs)	Height (cm)	Polarity
1	2.4835	76.5	Pk	32.1	0	-40.37	68.23	-	-	74	-5.77	43	226	V
3	2.4835	57.98	RMS	32.1	.22	-40.37	49.93	54	-4.07	-	-	43	226	V
2	2.483584	77.64	Pk	32.1	0	-40.37	69.37	-	-	74	-4.63	43	226	V
4	2.48369	59.47	RMS	32.1	.22	-40.37	51.42	54	-2.58	-	-	43	226	V

Pk - Peak detector
RMS - RMS detection

UL VERIFICATION SERVICES INC.
47173 Benicia Street, Fremont, CA 94538; USA TEL:(510) 319-4000 FAX:(510) 661-0888
This report shall not be reproduced except in full, without the written approval of UL Verification Services Inc.

BANDEDGE (HIGH CHANNEL, CH 12)

HORIZONTAL RESULT

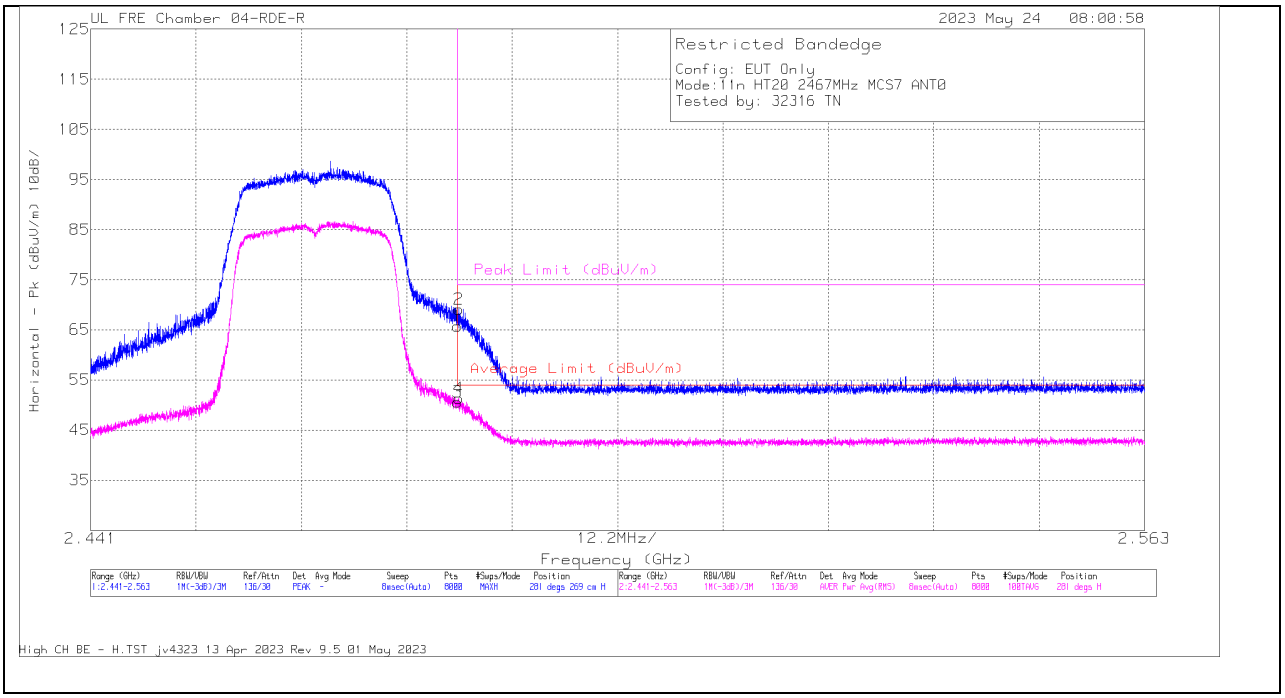

Marker	Frequency (GHz)	Meter Reading (dBuV)	Det	222740 ACF(dB) - 3mH	DCCF (dB)	Gain/Loss (dB)	Corrected Reading (dBuV/m)	Average Limit (dBuV/m)	Margin (dB)	Peak Limit (dBuV/m)	PK Margin (dB)	Azimuth (Degs)	Height (cm)	Polarity
1	2.4835	73.98	Pk	32.1	0	-40.37	65.71	-	-	74	-8.29	281	269	H
3	2.4835	58.63	RMS	32.1	.22	-40.37	50.58	54	-3.42	-	-	281	269	H
4	2.483614	59.37	RMS	32.1	.22	-40.37	51.32	54	-2.68	-	-	281	269	H
2	2.483645	77.36	Pk	32.1	0	-40.37	69.09	-	-	74	-4.91	281	269	H

Pk - Peak detector
RMS - RMS detection

UL VERIFICATION SERVICES INC.
47173 Benicia Street, Fremont, CA 94538; USA TEL:(510) 319-4000 FAX:(510) 661-0888
This report shall not be reproduced except in full, without the written approval of UL Verification Services Inc.

VERTICAL RESULT

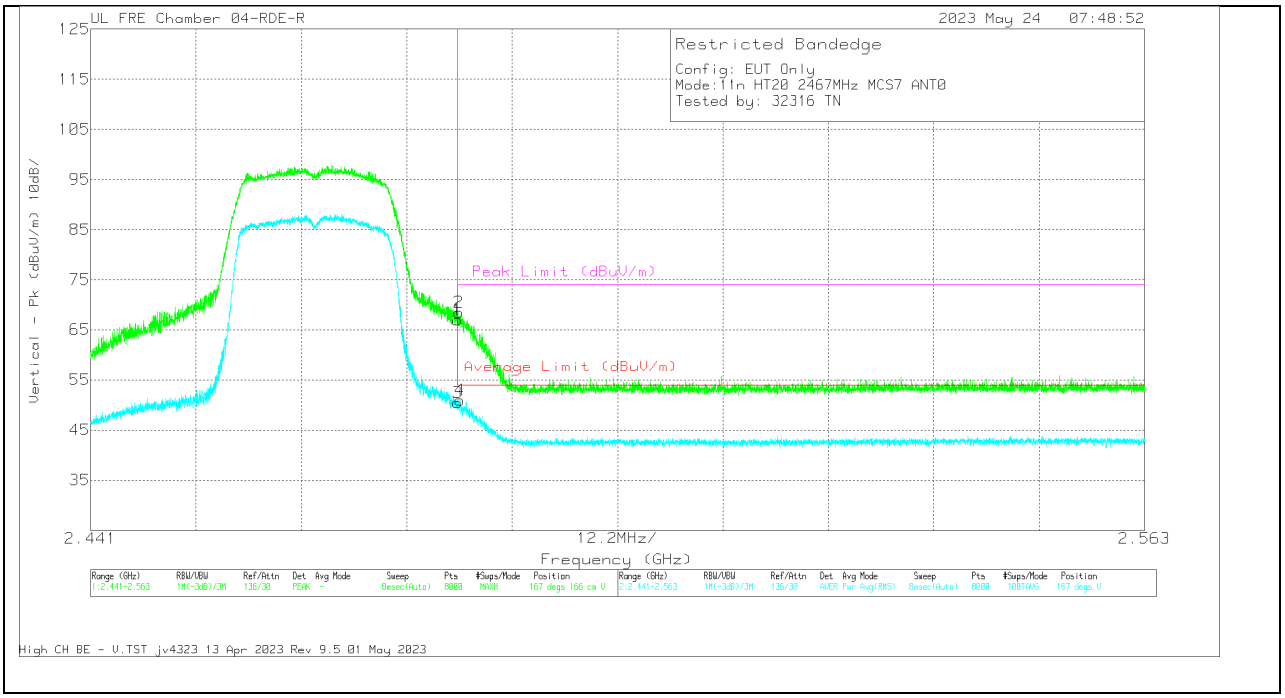

Marker	Frequency (GHz)	Meter Reading (dBuV)	Det	222740 ACF(dB) - 3mH	DCCF (dB)	Gain/Loss (dB)	Corrected Reading (dBuV/m)	Average Limit (dBuV/m)	Margin (dB)	Peak Limit (dBuV/m)	PK Margin (dB)	Azimuth (Degs)	Height (cm)	Polarity
1	2.4835	75.28	Pk	32.1	0	-40.37	67.01	-	-	74	-6.99	167	166	V
3	2.4835	58.55	RMS	32.1	.22	-40.37	50.50	54	-3.50	-	-	167	166	V
2	2.483584	76.74	Pk	32.1	0	-40.37	68.47	-	-	74	-5.53	167	166	V
4	2.483751	59.04	RMS	32.1	.22	-40.37	50.99	54	-3.01	-	-	167	166	V

Pk - Peak detector
RMS - RMS detection

UL VERIFICATION SERVICES INC.
47173 Benicia Street, Fremont, CA 94538; USA TEL:(510) 319-4000 FAX:(510) 661-0888
This report shall not be reproduced except in full, without the written approval of UL Verification Services Inc.

BANDEDGE (HIGH CHANNEL, CH 13)

HORIZONTAL RESULT

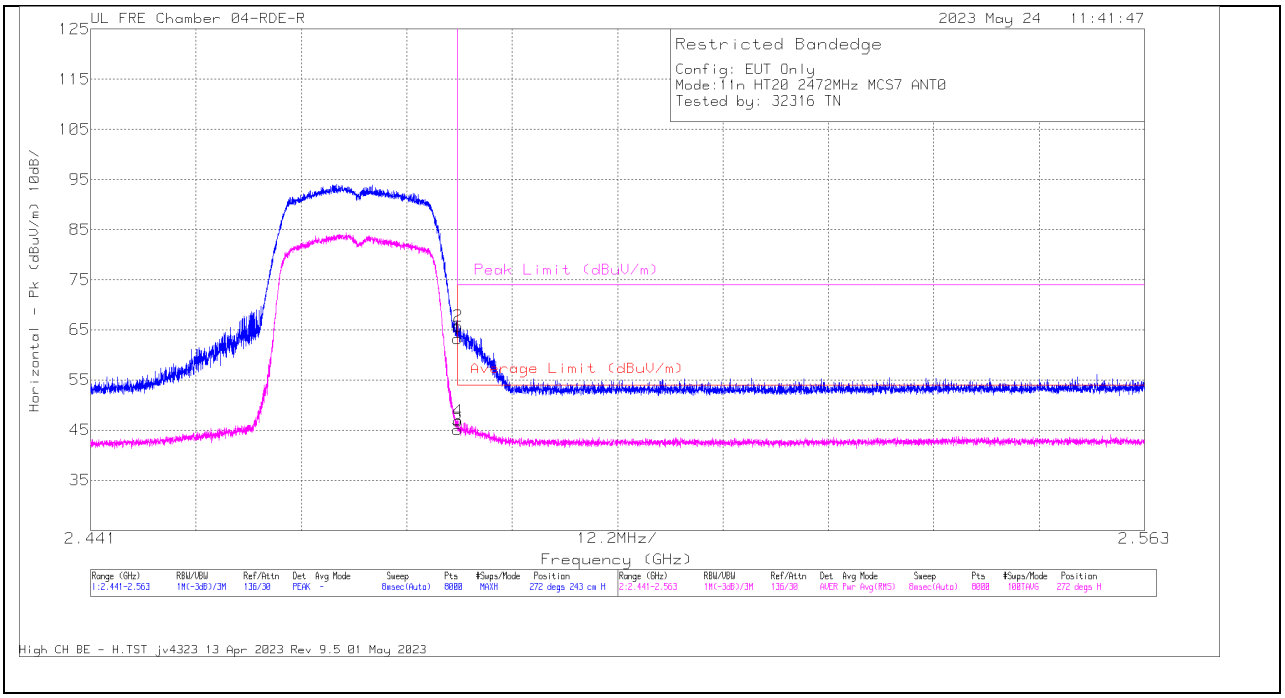

Marker	Frequency (GHz)	Meter Reading (dBuV)	Det	22274 0 ACF(dB) - 3mH	DCCF (dB)	Gain/Loss (dB)	Corrected Reading (dBuV/m)	Average Limit (dBuV/m)	Margin (dB)	Peak Limit (dBuV/m)	PK Margin (dB)	Azimuth (Degs)	Height (cm)	Polarity
1	2.4835	71.49	Pk	32.1	0	-40.37	63.22	-	-	74	-10.78	272	243	H
3	2.4835	53.22	RMS	32.1	.22	-40.37	45.17	54	-8.83	-	-	272	243	H
2	2.483553	73.96	Pk	32.1	0	-40.37	65.69	-	-	74	-8.31	272	243	H
4	2.483553	54.97	RMS	32.1	.22	-40.37	46.92	54	-7.08	-	-	272	243	H

Pk - Peak detector
RMS - RMS detection

UL VERIFICATION SERVICES INC.
47173 Benicia Street, Fremont, CA 94538; USA TEL:(510) 319-4000 FAX:(510) 661-0888
This report shall not be reproduced except in full, without the written approval of UL Verification Services Inc.

VERTICAL RESULT

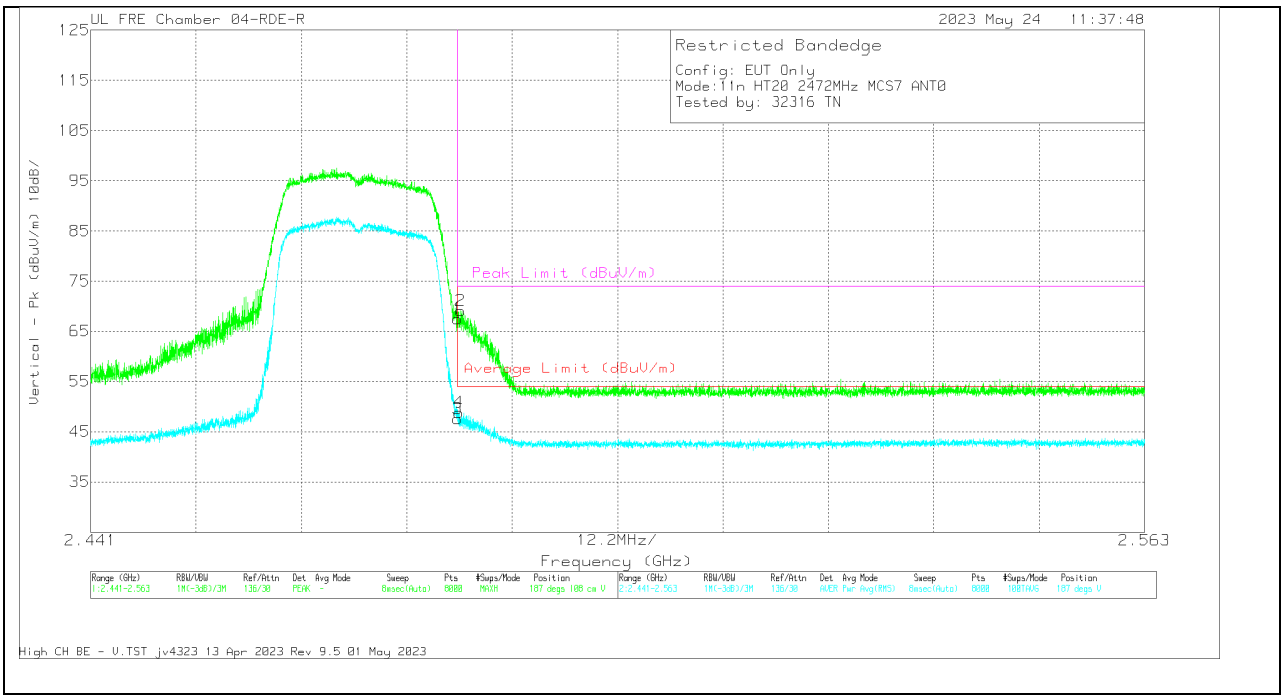

Marker	Frequency (GHz)	Meter Reading (dBuV)	Det	22274 0 ACF(dB) - 3mH	DCCF (dB)	Gain/Loss (dB)	Corrected Reading (dBuV/m)	Average Limit (dBuV/m)	Margin (dB)	Peak Limit (dBuV/m)	PK Margin (dB)	Azimuth (Degs)	Height (cm)	Polarity
1	2.4835	75.72	Pk	32.1	0	-40.37	67.45	-	-	74	-6.55	187	108	V
3	2.4835	55.69	RMS	32.1	.22	-40.37	47.64	54	-6.36	-	-	187	108	V
4	2.483645	56.94	RMS	32.1	.22	-40.37	48.89	54	-5.11	-	-	187	108	V
2	2.483843	77.41	Pk	32.1	0	-40.37	69.14	-	-	74	-4.86	187	108	V

Pk - Peak detector
RMS - RMS detection

UL VERIFICATION SERVICES INC.
47173 Benicia Street, Fremont, CA 94538; USA TEL:(510) 319-4000 FAX:(510) 661-0888
This report shall not be reproduced except in full, without the written approval of UL Verification Services Inc.

1TX ANT 3 MODE

BANDEDGE (LOW CHANNEL, CH 1)

HORIZONTAL RESULT

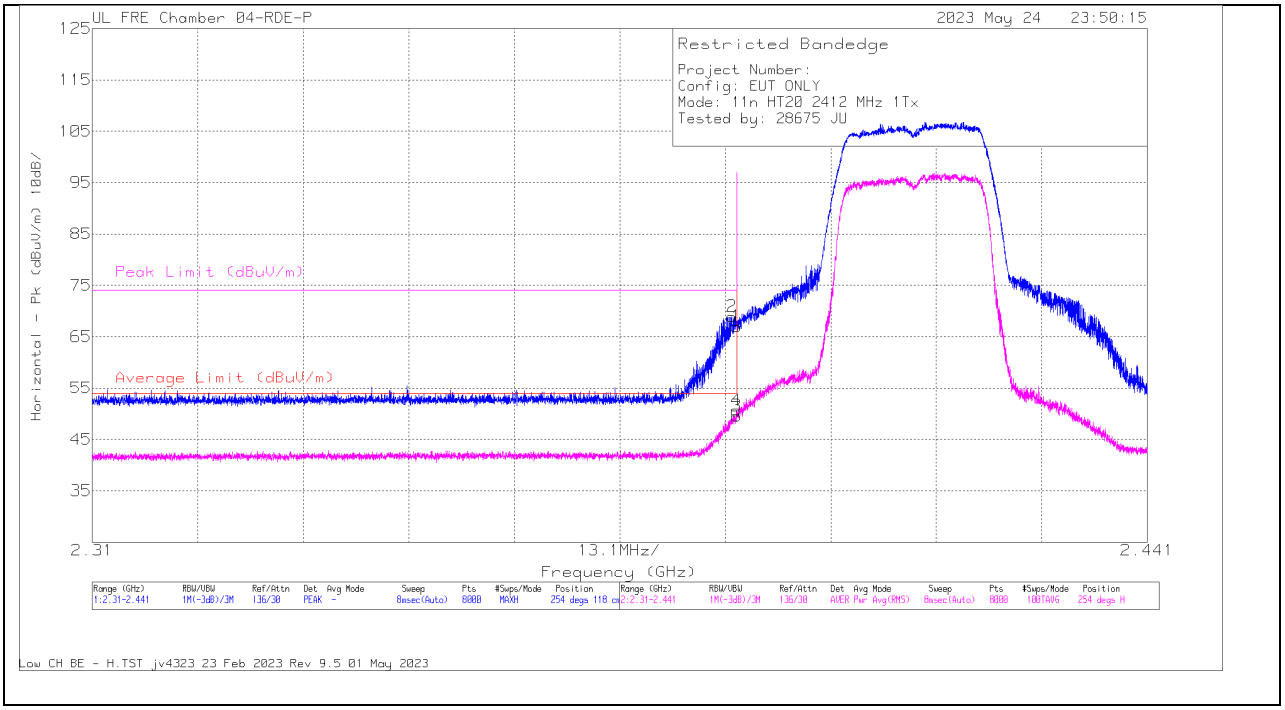

Marker	Frequency (GHz)	Meter Reading (dBuV)	Det	222740 ACF(dB) - 3mH	DCCF (dB)	Gain/Loss (dB)	Corrected Reading (dBuV/m)	Average Limit (dBuV/m)	Margin (dB)	Peak Limit (dBuV/m)	PK Margin (dB)	Azimuth (Degs)	Height (cm)	Polarity
2	2.389396	76.99	Pk	31.7	0	-39.78	68.91	-	-	74	-5.09	254	118	H
4	2.389985	58.28	RMS	31.7	.22	-39.79	50.41	54	-3.59	-	-	254	118	H
1	2.39	75.07	Pk	31.7	0	-39.79	66.98	-	-	74	-7.02	254	118	H
3	2.39	57.25	RMS	31.7	.22	-39.79	49.31	54	-4.69	-	-	254	118	H

Pk - Peak detector
RMS - RMS detection

UL VERIFICATION SERVICES INC.
47173 Benicia Street, Fremont, CA 94538; USA TEL:(510) 319-4000 FAX:(510) 661-0888
This report shall not be reproduced except in full, without the written approval of UL Verification Services Inc.

VERTICAL RESULT

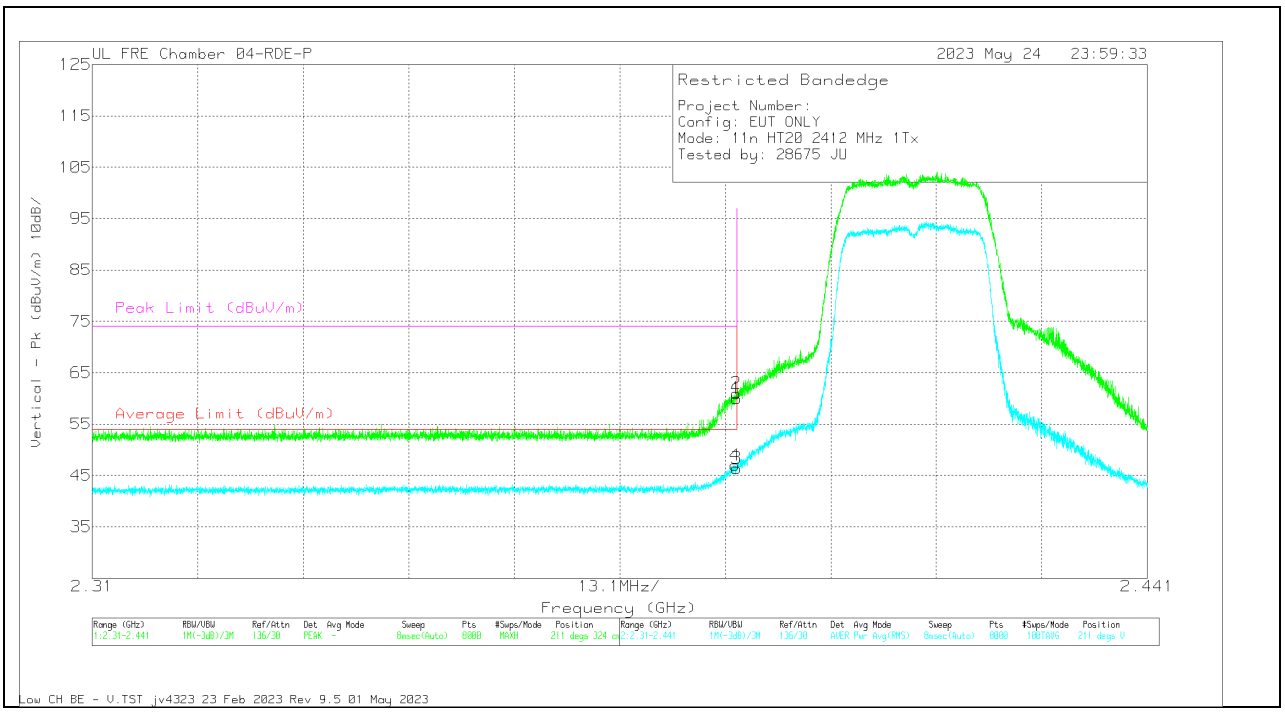

Marker	Frequency (GHz)	Meter Reading (dBuV)	Det	222740 ACF(dB) - 3mH	DCCF (dB)	Gain/Loss (dB)	Corrected Reading (dBuV/m)	Average Limit (dBuV/m)	Margin (dB)	Peak Limit (dBuV/m)	PK Margin (dB)	Azimuth (Degs)	Height (cm)	Polarity
4	2.389789	54.76	RMS	31.7	.22	-39.79	46.89	54	-7.11	-	-	211	324	V
2	2.389936	69.04	Pk	31.7	0	-39.79	60.95	-	-	74	-13.05	211	324	V
1	2.39	68.08	Pk	31.7	0	-39.79	59.99	-	-	74	-14.01	211	324	V
3	2.39	54.2	RMS	31.7	.22	-39.79	46.33	54	-7.67	-	-	211	324	V

Pk - Peak detector
RMS - RMS detection

UL VERIFICATION SERVICES INC.
47173 Benicia Street, Fremont, CA 94538; USA TEL:(510) 319-4000 FAX:(510) 661-0888
This report shall not be reproduced except in full, without the written approval of UL Verification Services Inc.

BANDEDGE (LOW CHANNEL, CH 2)

HORIZONTAL RESULT

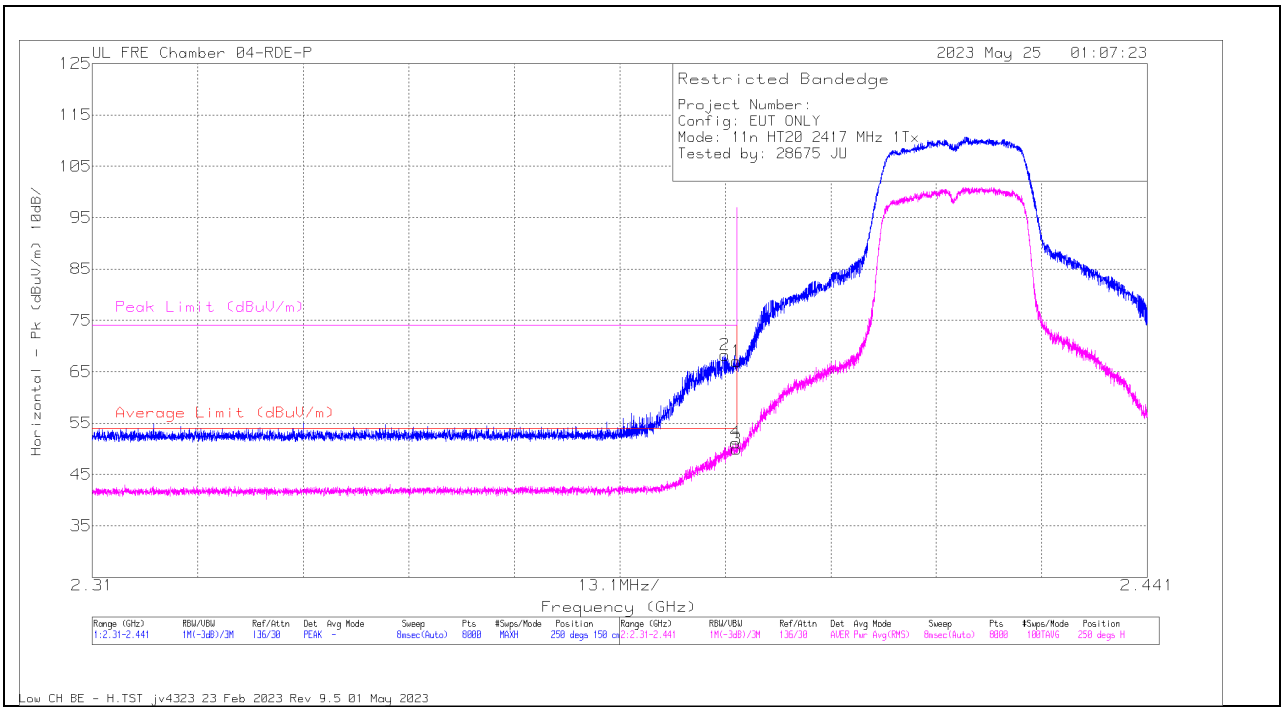

Marker	Frequency (GHz)	Meter Reading (dBuV)	Det	22274 0 ACF(dB) - 3mH	DCCF (dB)	Gain/Loss (dB)	Corrected Reading (dBuV/m)	Average Limit (dBuV/m)	Margin (dB)	Peak Limit (dBuV/m)	PK Margin (dB)	Azimuth (Degs)	Height (cm)	Polarity
2	2.388528	76.31	Pk	31.7	0	-39.77	68.24	-	-	74	-5.76	250	150	H
4	2.389854	58.86	RMS	31.7	.22	-39.79	50.99	54	-3.01	-	-	250	150	H
1	2.39	75.11	Pk	31.7	0	-39.79	67.02	-	-	74	-6.98	250	150	H
3	2.39	57.6	RMS	31.7	.22	-39.79	49.73	54	-4.27	-	-	250	150	H

UL VERIFICATION SERVICES INC.
47173 Benicia Street, Fremont, CA 94538; USA TEL:(510) 319-4000 FAX:(510) 661-0888
This report shall not be reproduced except in full, without the written approval of UL Verification Services Inc.

VERTICAL RESULT

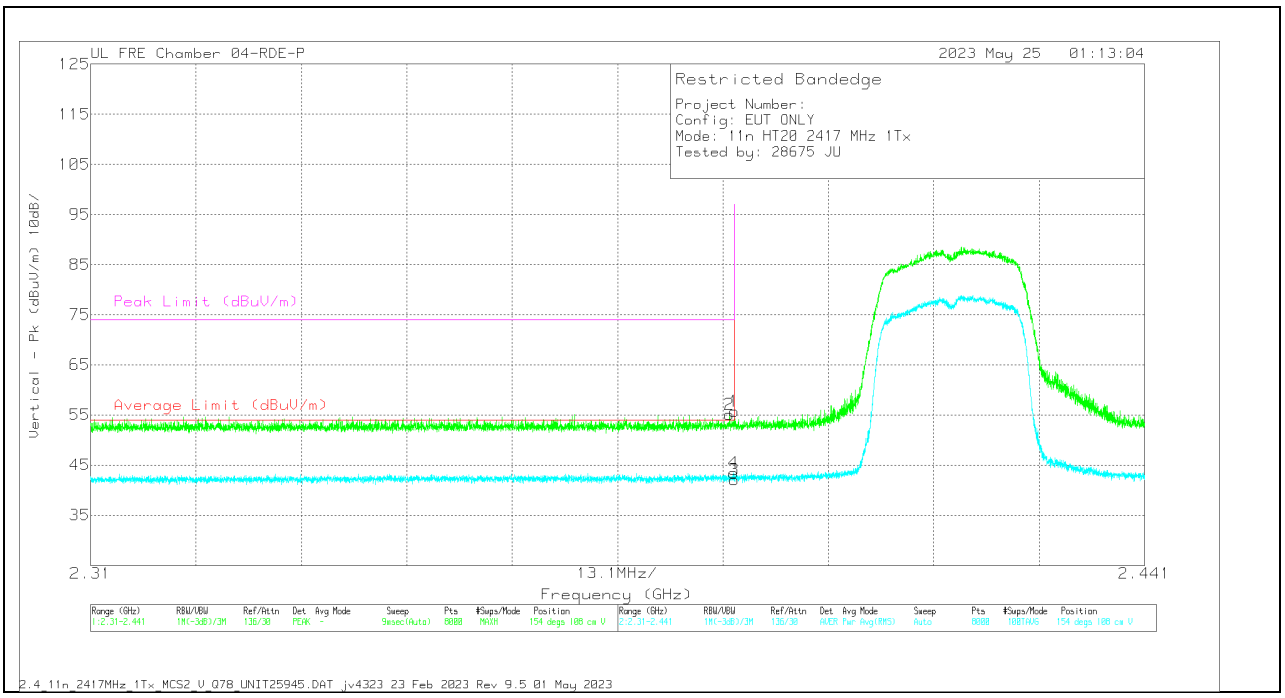

Marker	Frequency (GHz)	Meter Reading (dBuV)	Det	222740 ACF(dB) - 3mH	DCCF (dB)	Gain/Loss (dB)	Corrected Reading (dBuV/m)	Average Limit (dBuV/m)	Margin (dB)	Peak Limit (dBuV/m)	PK Margin (dB)	Azimuth (Degs)	Height (cm)	Polarity
2	2.389396	63.21	Pk	31.7	0	-39.78	55.13	-	-	74	-18.87	154	108	V
4	2.389903	51.09	RMS	31.7	.22	-39.79	43.22	54	-10.78	-	-	154	108	V
1	2.39	63.77	Pk	31.7	0	-39.79	55.68	-	-	74	-18.32	154	108	V
3	2.39	49.74	RMS	31.7	.22	-39.79	41.87	54	-12.13	-	-	154	108	V

Pk - Peak detector
RMS - RMS detection

UL VERIFICATION SERVICES INC.
47173 Benicia Street, Fremont, CA 94538; USA TEL:(510) 319-4000 FAX:(510) 661-0888
This report shall not be reproduced except in full, without the written approval of UL Verification Services Inc.

BANDEDGE (LOW CHANNEL, CH 3)

HORIZONTAL RESULT

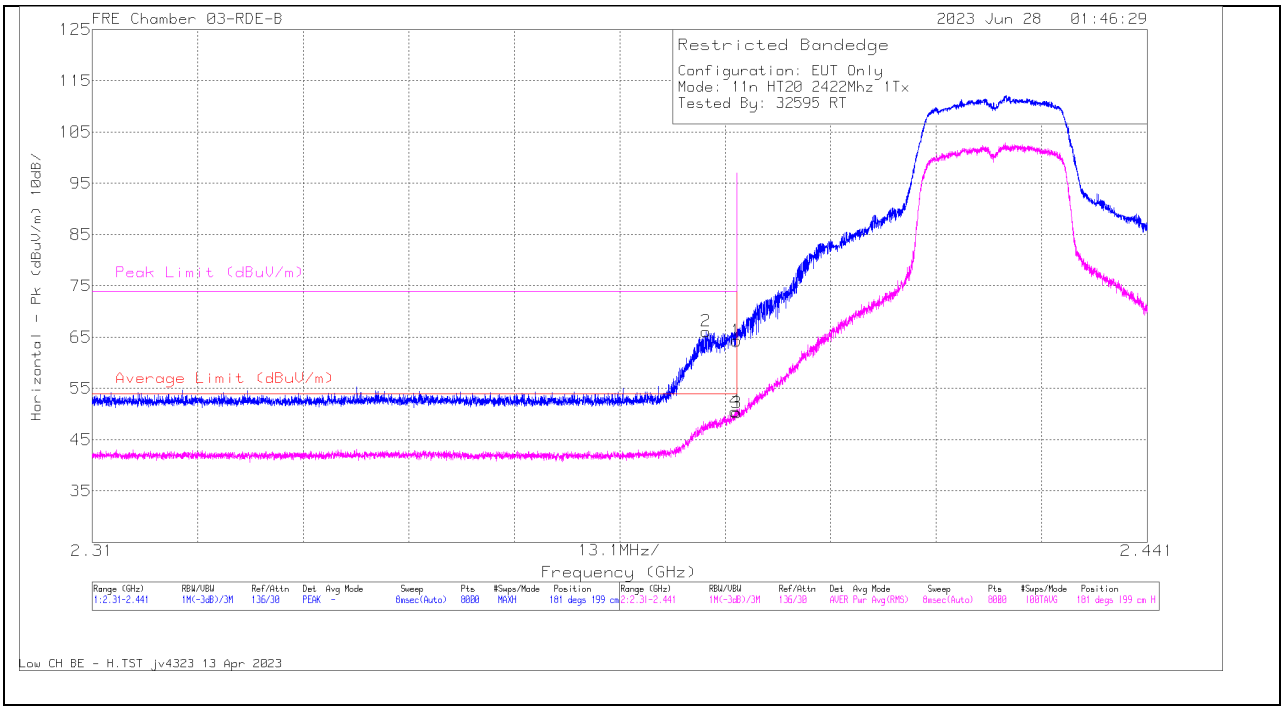

Marker	Frequency (GHz)	Meter Reading (dBuV)	Det	230300 ACF (dB/m)	DCCF (dB)	Gain/Loss (dB)	Corrected Reading (dBuV/m)	Average Limit (dBuV/m)	Margin (dB)	Peak Limit (dBuV/m)	PK Margin (dB)	Azimuth (Degs)	Height (cm)	Polarity
1	* 2.39	73.32	Pk	32.2	0	-41.2	64.32	-	-	74	-9.68	181	199	H
2	* 2.386235	75.19	Pk	32.2	0	-41.25	66.14	-	-	74	-7.86	181	199	H
3	* 2.39	58.84	RMS	32.2	.22	-41.2	50.06	54	-3.94	-	-	181	199	H
4	* 2.389854	59.14	RMS	32.2	.22	-41.21	50.35	54	-3.65	-	-	181	199	H

* - indicates frequency in CFR47 Pt 15 / IC RSS-Restricted Band
Pk - Peak detector
RMS - RMS detection

UL VERIFICATION SERVICES INC.
47173 Benicia Street, Fremont, CA 94538; USA TEL:(510) 319-4000 FAX:(510) 661-0888
This report shall not be reproduced except in full, without the written approval of UL Verification Services Inc.

VERTICAL RESULT

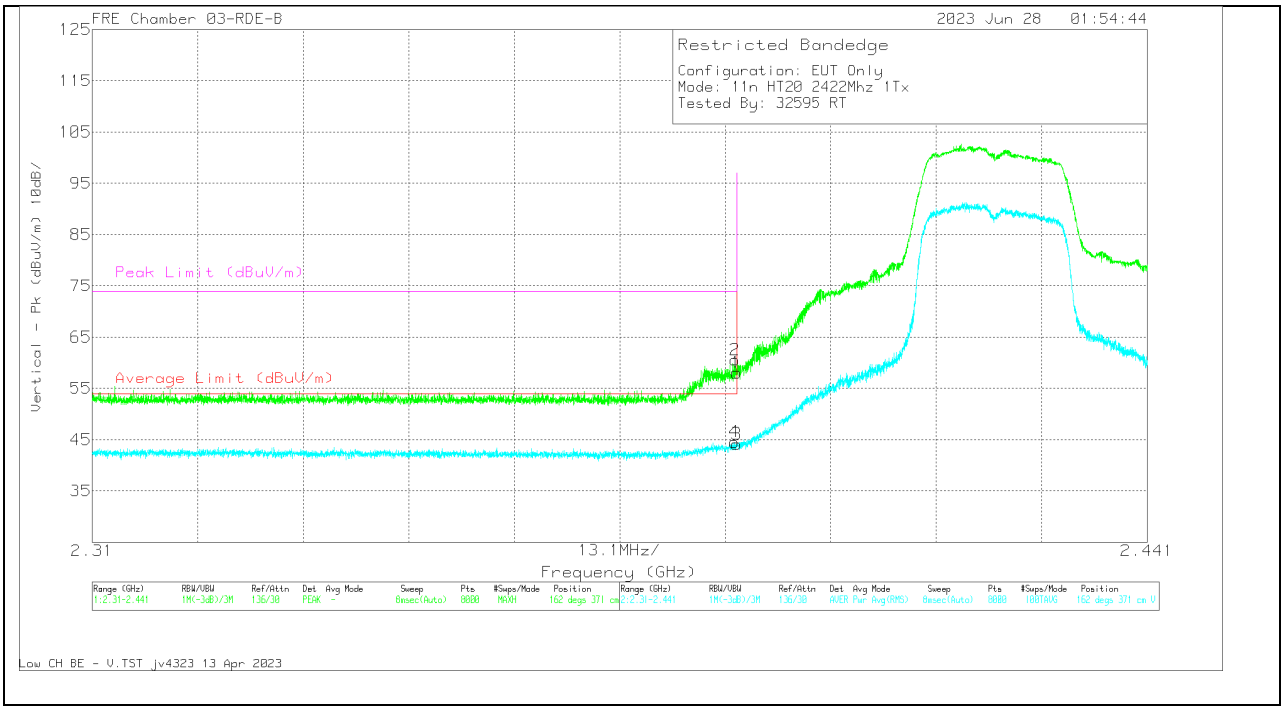

Marker	Frequency (GHz)	Meter Reading (dBuV)	Det	230300 ACF (dB/m)	DCCF (dB)	Gain/Loss (dB)	Corrected Reading (dBuV/m)	Average Limit (dBuV/m)	Margin (dB)	Peak Limit (dBuV/m)	PK Margin (dB)	Azimuth (Degs)	Height (cm)	Polarity
1	* 2.39	67.06	Pk	32.2	0	-41.2	58.06	-	-	74	-15.94	162	371	V
2	* 2.389805	69.55	Pk	32.2	0	-41.22	60.53	-	-	74	-13.47	162	371	V
3	* 2.39	52.71	RMS	32.2	.22	-41.2	43.93	54	-10.07	-	-	162	371	V
4	* 2.389723	53.17	RMS	32.2	.22	-41.23	44.36	54	-9.64	-	-	162	371	V

* - indicates frequency in CFR47 Pt 15 / IC RSS-Restricted Band
Pk - Peak detector
RMS - RMS detection

UL VERIFICATION SERVICES INC.
47173 Benicia Street, Fremont, CA 94538; USA TEL:(510) 319-4000 FAX:(510) 661-0888
This report shall not be reproduced except in full, without the written approval of UL Verification Services Inc.

BANDEDGE (HIGH CHANNEL, CH 9)

HORIZONTAL RESULT

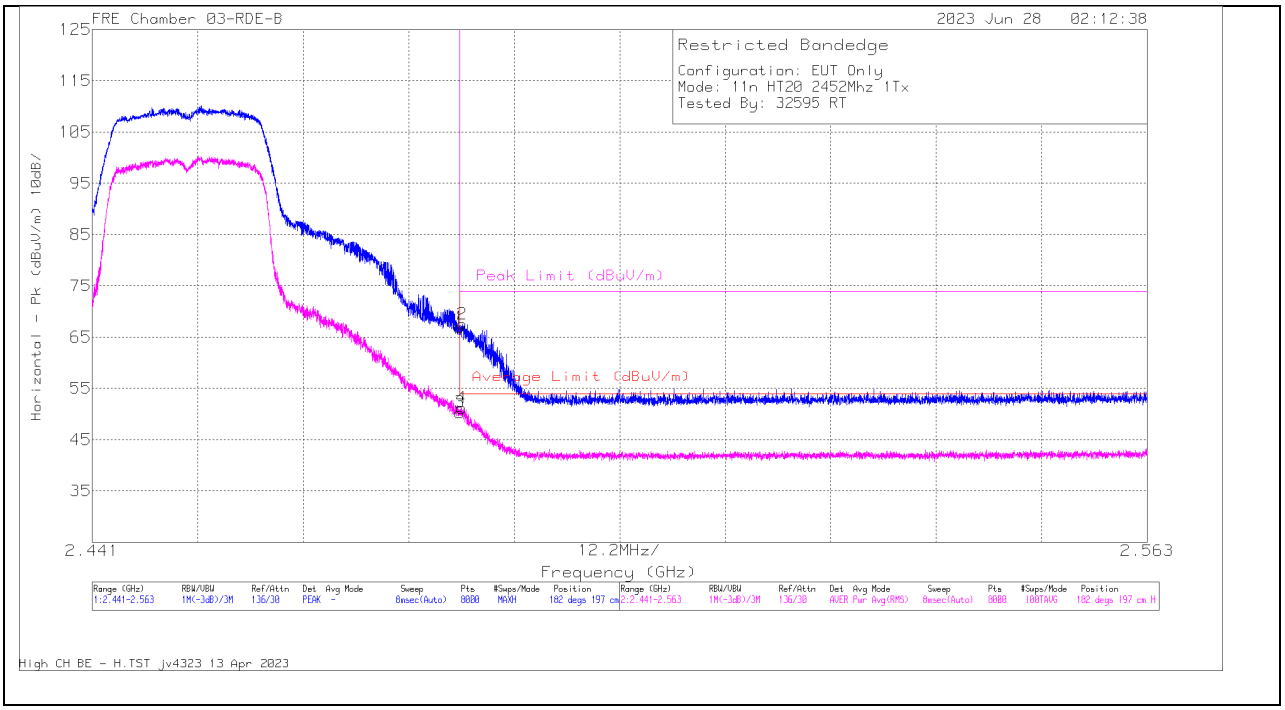

Marker	Frequency (GHz)	Meter Reading (dBuV)	Det	230300 ACF (dB/m)	DCCF (dB)	Gain/Loss (dB)	Corrected Reading (dBuV/m)	Average Limit (dBuV/m)	Margin (dB)	Peak Limit (dBuV/m)	PK Margin (dB)	Azimuth (Degs)	Height (cm)	Polarity
1	* 2.4835	75.87	Pk	32.2	0	-41.15	66.92	-	-	74	-7.08	182	197	H
2	* 2.483812	76.47	Pk	32.2	0	-41.12	67.55	-	-	74	-6.45	182	197	H
3	* 2.4835	58.85	RMS	32.2	.22	-41.15	50.12	54	-3.88	-	-	182	197	H
4	* 2.48369	59.71	RMS	32.2	.22	-41.13	51.00	54	-3.00	-	-	182	197	H

* - indicates frequency in CFR47 Pt 15 / IC RSS-Restricted Band
Pk - Peak detector
RMS - RMS detection

UL VERIFICATION SERVICES INC.
47173 Benicia Street, Fremont, CA 94538; USA TEL:(510) 319-4000 FAX:(510) 661-0888
This report shall not be reproduced except in full, without the written approval of UL Verification Services Inc.

VERTICAL RESULT

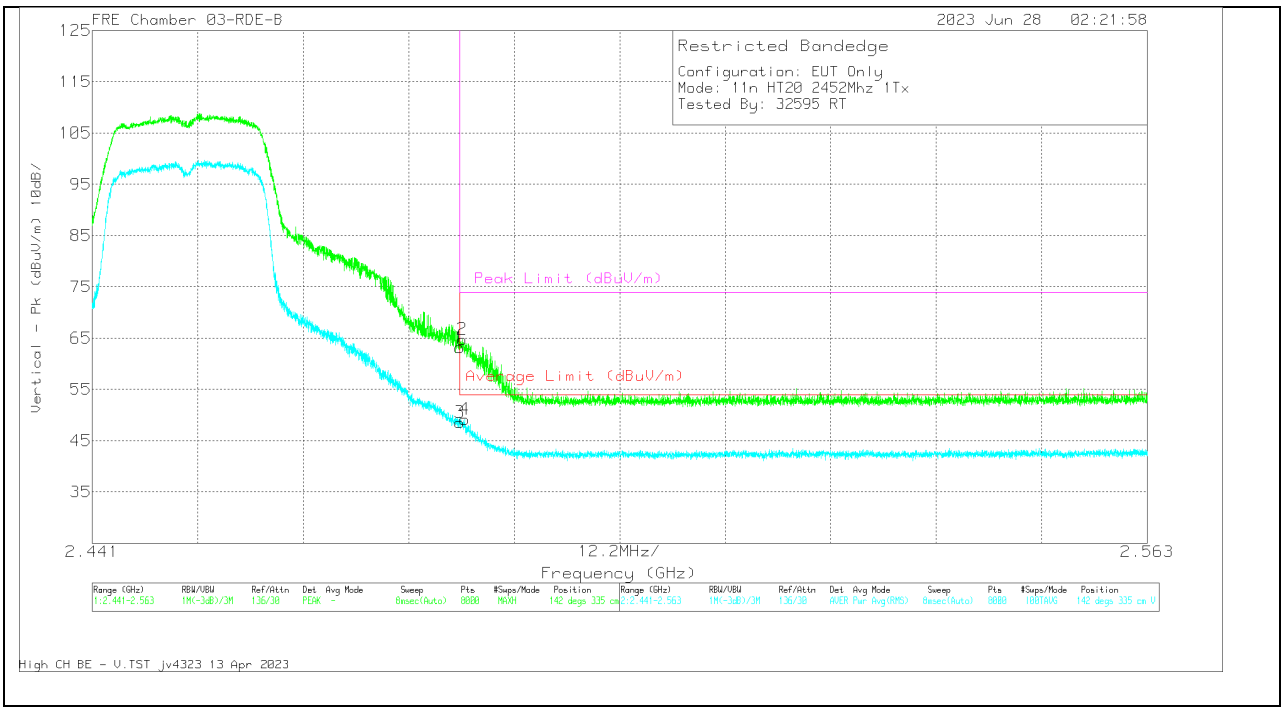

Marker	Frequency (GHz)	Meter Reading (dBuV)	Det	230300 ACF (dB/m)	DCCF (dB)	Gain/Loss (dB)	Corrected Reading (dBuV/m)	Average Limit (dBuV/m)	Margin (dB)	Peak Limit (dBuV/m)	PK Margin (dB)	Azimuth (Degs)	Height (cm)	Polarity
1	* 2.4835	72.15	Pk	32.2	0	-41.15	63.2	-	-	74	-10.8	142	335	V
2	* 2.483797	73.69	Pk	32.2	0	-41.12	64.77	-	-	74	-9.23	142	335	V
3	* 2.4835	57.11	RMS	32.2	.22	-41.15	48.38	54	-5.62	-	-	142	335	V
4	* 2.484087	57.68	RMS	32.2	.22	-41.11	48.99	54	-5.01	-	-	142	335	V

* - indicates frequency in CFR47 Pt 15 / IC RSS-Restricted Band
Pk - Peak detector
RMS - RMS detection

UL VERIFICATION SERVICES INC.
47173 Benicia Street, Fremont, CA 94538; USA TEL:(510) 319-4000 FAX:(510) 661-0888
This report shall not be reproduced except in full, without the written approval of UL Verification Services Inc.

BANDEDGE (HIGH CHANNEL, CH 10)

HORIZONTAL RESULT

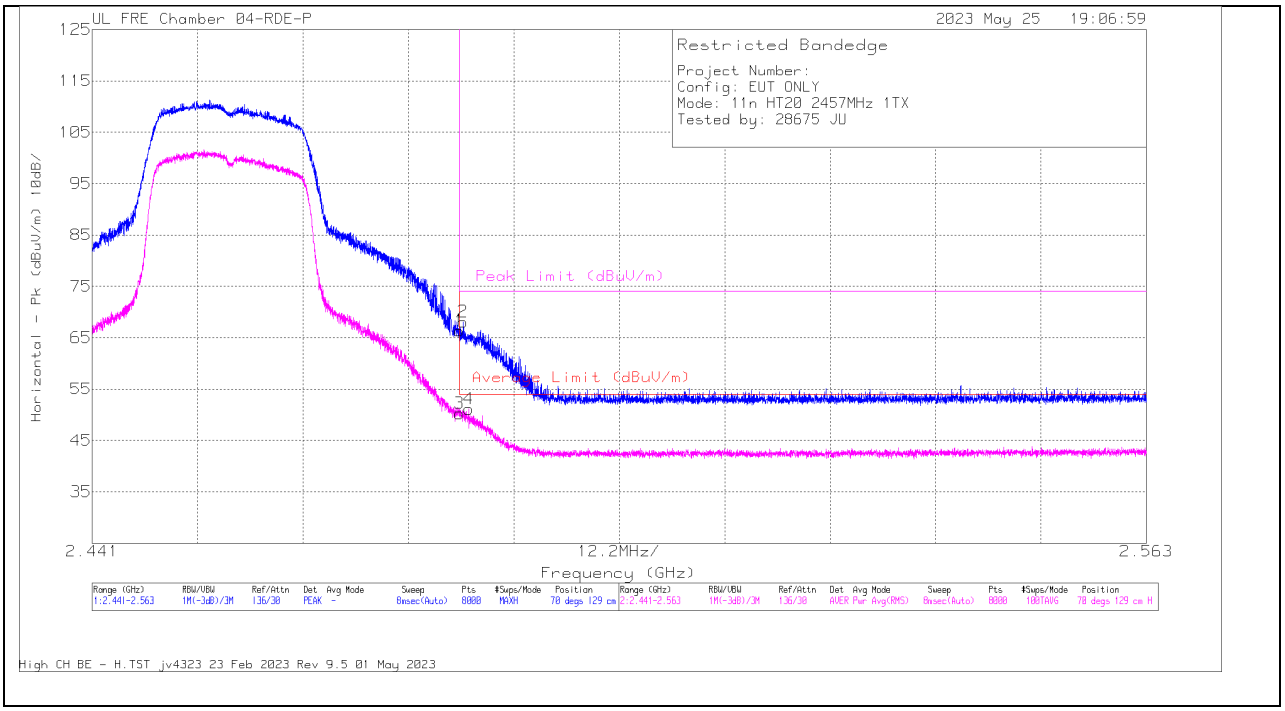

Marker	Frequency (GHz)	Meter Reading (dBuV)	Det	22274 0 ACF(dB) - 3mH	DCCF (dB)	Gain/Loss (dB)	Corrected Reading (dBuV/m)	Average Limit (dBuV/m)	Margin (dB)	Peak Limit (dBuV/m)	PK Margin (dB)	Azimuth (Degs)	Height (cm)	Polarity
1	2.4835	73.99	Pk	32.1	0	-39.76	66.33	-	-	74	-7.67	70	129	H
3	2.4835	57.48	RMS	32.1	.22	-39.76	50.04	54	-3.96	-	-	70	129	H
2	2.483919	75.73	Pk	32.1	0	-39.75	68.08	-	-	74	-5.92	70	129	H
4	2.484575	58.35	RMS	32.1	.22	-39.75	50.92	54	-3.08	-	-	70	129	H

Pk - Peak detector
RMS - RMS detection

UL VERIFICATION SERVICES INC.
47173 Benicia Street, Fremont, CA 94538; USA TEL:(510) 319-4000 FAX:(510) 661-0888
This report shall not be reproduced except in full, without the written approval of UL Verification Services Inc.

VERTICAL RESULT

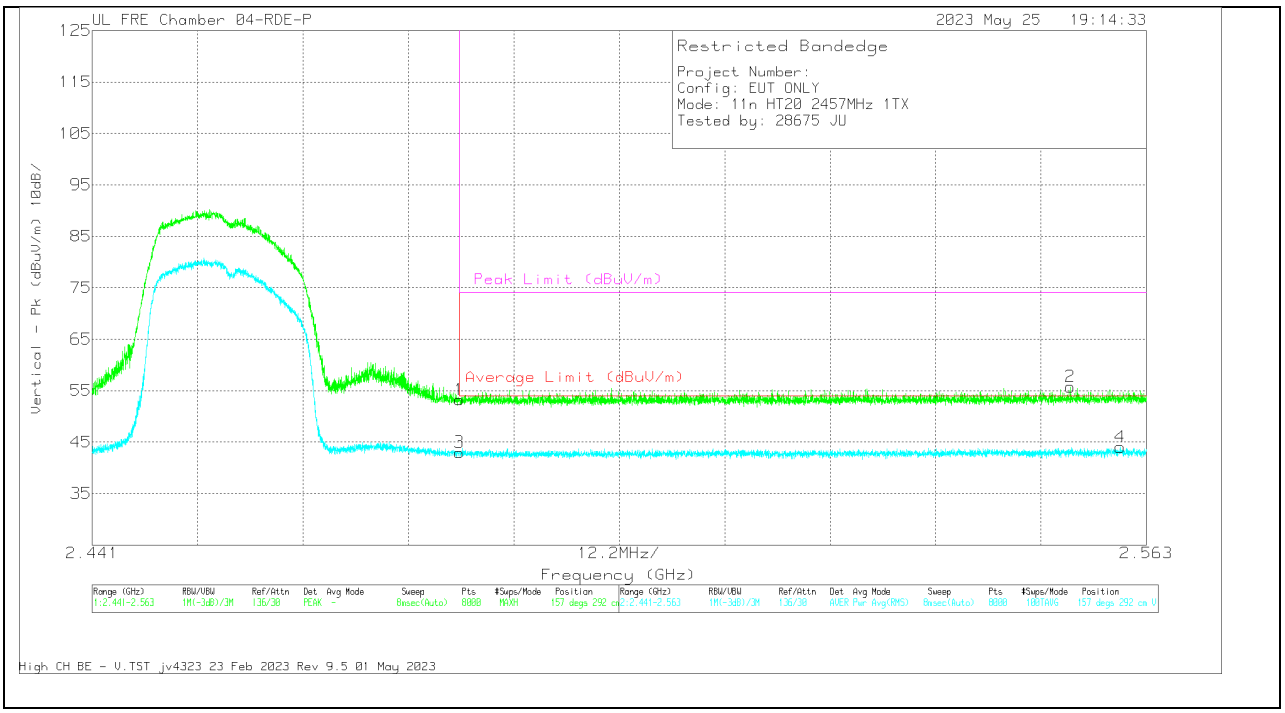

Marker	Frequency (GHz)	Meter Reading (dBuV)	Det	222740 ACF(dB) - 3mH	DCCF (dB)	Gain/Loss (dB)	Corrected Reading (dBuV/m)	Average Limit (dBuV/m)	Margin (dB)	Peak Limit (dBuV/m)	PK Margin (dB)	Azimuth (Degs)	Height (cm)	Polarity
1	2.4835	60.88	Pk	32.1	0	-39.76	53.22	-	-	74	-20.78	157	292	V
3	2.4835	50.23	RMS	32.1	.22	-39.76	42.89	54	-11.21	-	-	157	292	V
2	2.554185	63.17	Pk	32.2	0	-39.63	55.74	-	-	74	-18.26	157	292	V
4	2.559981	50.97	RMS	32.2	.22	-39.59	43.80	54	-10.20	-	-	157	292	V

Pk - Peak detector
RMS - RMS detection

UL VERIFICATION SERVICES INC.
47173 Benicia Street, Fremont, CA 94538; USA TEL:(510) 319-4000 FAX:(510) 661-0888
This report shall not be reproduced except in full, without the written approval of UL Verification Services Inc.

BANDEDGE (HIGH CHANNEL, CH 11)

HORIZONTAL RESULT

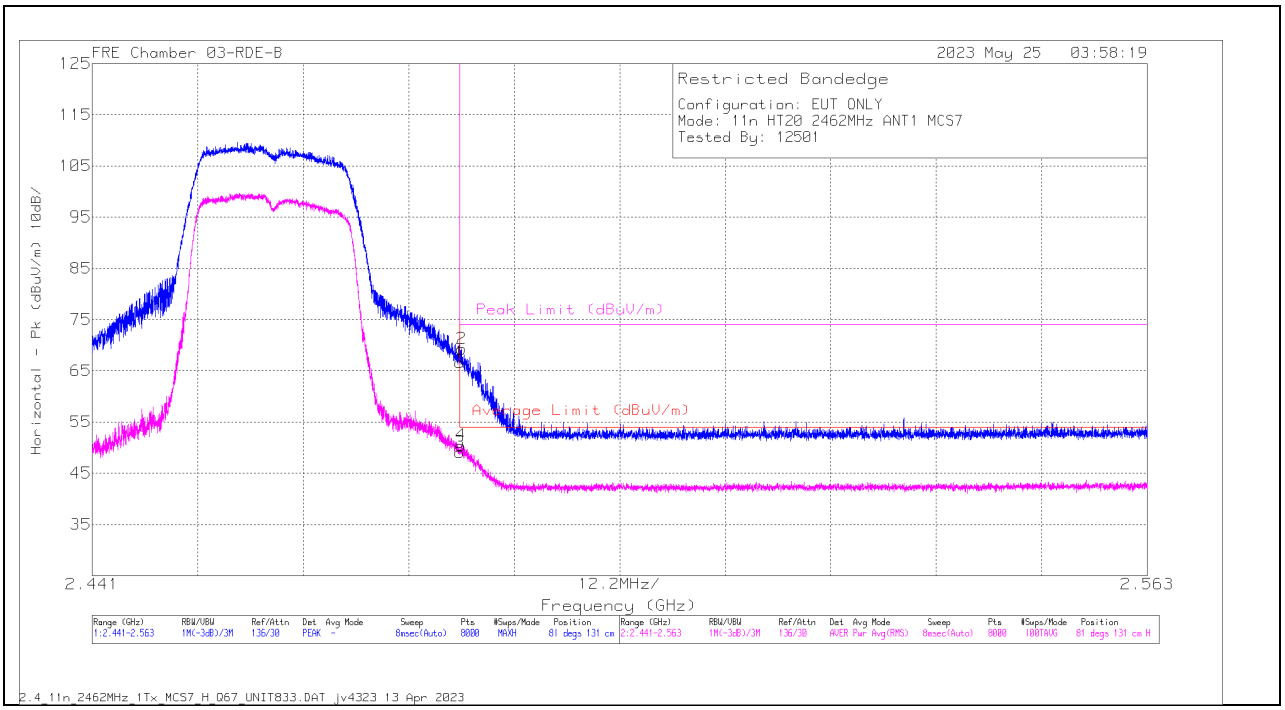

Marker	Frequency (GHz)	Meter Reading (dBuV)	Det	230300 ACF (dB/m)	DCCF (dB)	Gain/Loss (dB)	Corrected Reading (dBuV/m)	Average Limit (dBuV/m)	Margin (dB)	Peak Limit (dBuV/m)	PK Margin (dB)	Azimuth (Degs)	Height (cm)	Polarity
1	* 2.4835	75.57	Pk	32.2	0	-41.15	66.62	-	-	74	-7.38	81	131	H
2	* 2.48369	78.23	Pk	32.2	0	-41.13	69.3	-	-	74	-4.7	81	131	H
3	* 2.4835	57.61	RMS	32.2	.22	-41.15	48.88	54	-5.12	-	-	81	131	H
4	* 2.48366	58.98	RMS	32.2	.22	-41.13	50.27	54	-3.73	-	-	81	131	H

* - indicates frequency in CFR47 Pt 15 / IC RSS-Restricted Band
Pk - Peak detector
RMS - RMS detection

UL VERIFICATION SERVICES INC.
47173 Benicia Street, Fremont, CA 94538; USA TEL:(510) 319-4000 FAX:(510) 661-0888
This report shall not be reproduced except in full, without the written approval of UL Verification Services Inc.

VERTICAL RESULT

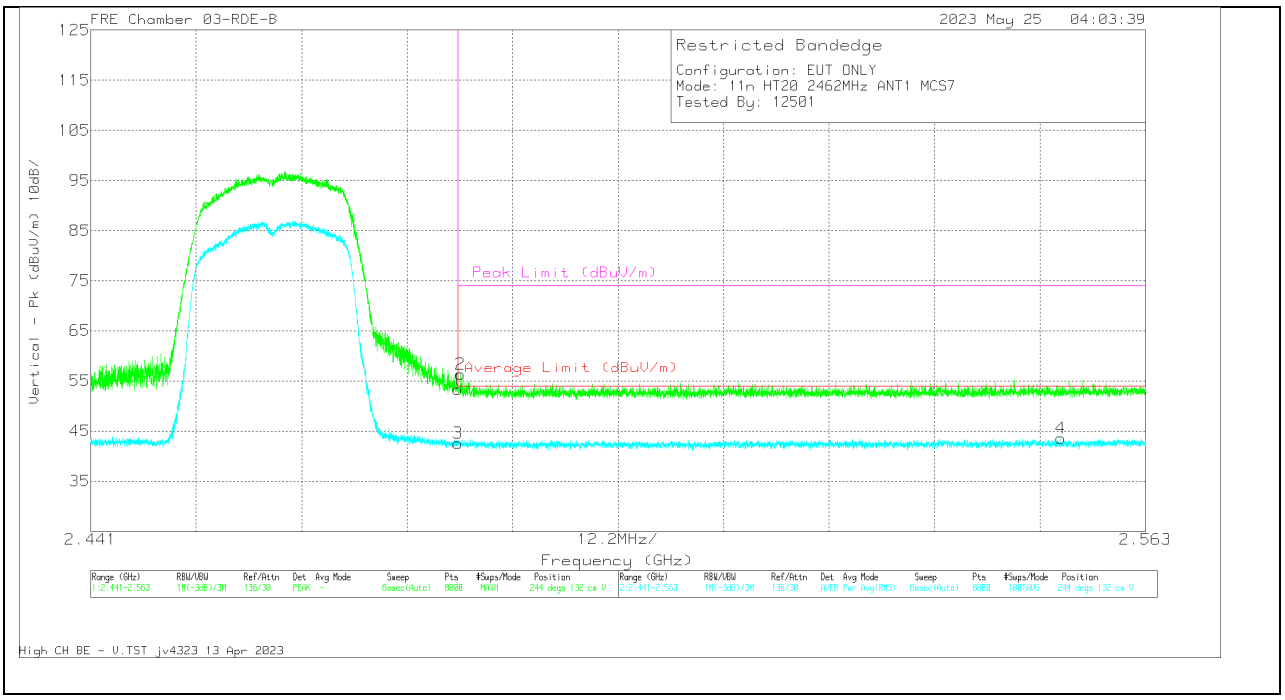

Marker	Frequency (GHz)	Meter Reading (dBuV)	Det	230300 ACF (dB/m)	DCCF (dB)	Gain/Loss (dB)	Corrected Reading (dBuV/m)	Average Limit (dBuV/m)	Margin (dB)	Peak Limit (dBuV/m)	PK Margin (dB)	Azimuth (Degs)	Height (cm)	Polarity
1	* 2.4835	62.28	Pk	32.2	0	-41.15	53.33	-	-	74	-20.67	244	132	V
2	* 2.483797	65.24	Pk	32.2	0	-41.12	56.32	-	-	74	-17.68	244	132	V
3	* 2.4835	51.12	RMS	32.2	.22	-41.15	42.39	54	-11.61	-	-	244	132	V
4	2.553224	51.91	RMS	32.3	.22	-41	43.43	54	-10.57	-	-	244	132	V

* - indicates frequency in CFR47 Pt 15 / IC RSS-Restricted Band
Pk - Peak detector
RMS - RMS detection

UL VERIFICATION SERVICES INC.
47173 Benicia Street, Fremont, CA 94538; USA TEL:(510) 319-4000 FAX:(510) 661-0888
This report shall not be reproduced except in full, without the written approval of UL Verification Services Inc.

BANDEDGE (HIGH CHANNEL, CH 12)

HORIZONTAL RESULT

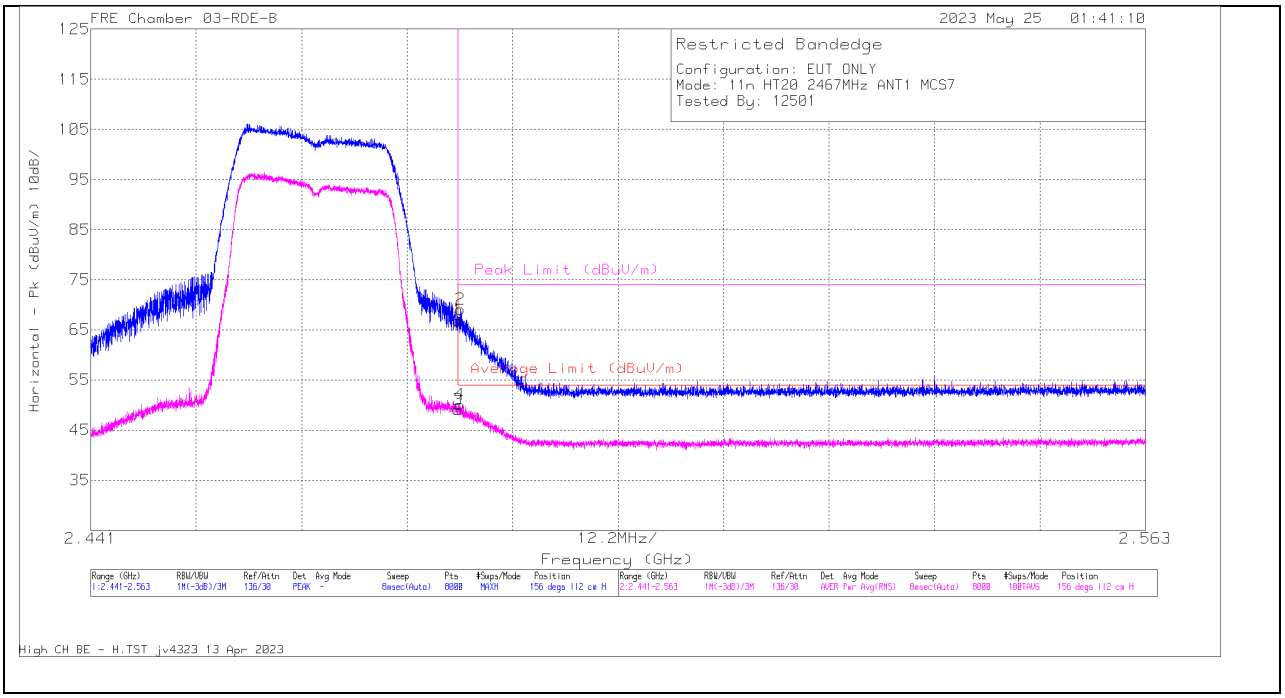

Marker	Frequency (GHz)	Meter Reading (dBuV)	Det	230300 ACF (dB/m)	DCCF (dB)	Gain/Loss (dB)	Corrected Reading (dBuV/m)	Average Limit (dBuV/m)	Margin (dB)	Peak Limit (dBuV/m)	PK Margin (dB)	Azimuth (Degs)	Height (cm)	Polarity
1	* 2.4835	75.87	Pk	32.2	0	-41.15	66.92	-	-	74	-7.08	156	112	H
2	* 2.483797	78.02	Pk	32.2	0	-41.12	69.1	-	-	74	-4.9	156	112	H
3	* 2.4835	57.58	RMS	32.2	.22	-41.15	48.85	54	-5.12	-	-	156	112	H
4	* 2.483706	58.67	RMS	32.2	.22	-41.13	49.96	54	-4.04	-	-	156	112	H

* - indicates frequency in CFR47 Pt 15 / IC RSS-Restricted Band
Pk - Peak detector
RMS - RMS detection

UL VERIFICATION SERVICES INC.
47173 Benicia Street, Fremont, CA 94538; USA TEL:(510) 319-4000 FAX:(510) 661-0888
This report shall not be reproduced except in full, without the written approval of UL Verification Services Inc.

VERTICAL RESULT

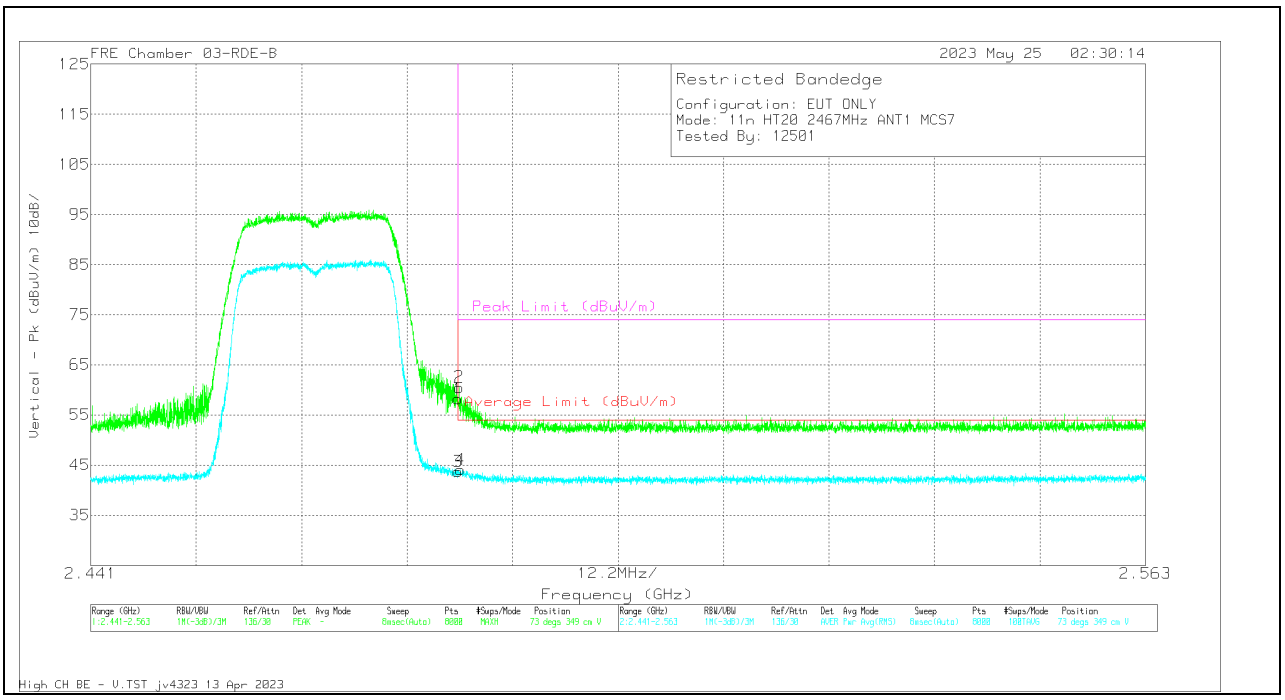

Marker	Frequency (GHz)	Meter Reading (dBuV)	Det	230300 ACF (dB/m)	DCCF (dB)	Gain/Loss (dB)	Corrected Reading (dBuV/m)	Average Limit (dBuV/m)	Margin (dB)	Peak Limit (dBuV/m)	PK Margin (dB)	Azimuth (Degs)	Height (cm)	Polarity
1	* 2.4835	67.14	Pk	32.2	0	-41.15	58.19	-	-	74	-15.81	73	349	V
2	* 2.483645	69.48	Pk	32.2	0	-41.14	60.54	-	-	74	-13.46	73	349	V
3	* 2.4835	52.3	RMS	32.2	.22	-41.15	43.57	54	-10.43	-	-	73	349	V
4	* 2.483782	52.59	RMS	32.2	.22	-41.12	43.89	54	-10.11	-	-	73	349	V

* - indicates frequency in CFR47 Pt 15 / IC RSS-Restricted Band
Pk - Peak detector
RMS - RMS detection

UL VERIFICATION SERVICES INC.
47173 Benicia Street, Fremont, CA 94538; USA TEL:(510) 319-4000 FAX:(510) 661-0888
This report shall not be reproduced except in full, without the written approval of UL Verification Services Inc.

BANDEDGE (HIGH CHANNEL, CH 13)

HORIZONTAL RESULT

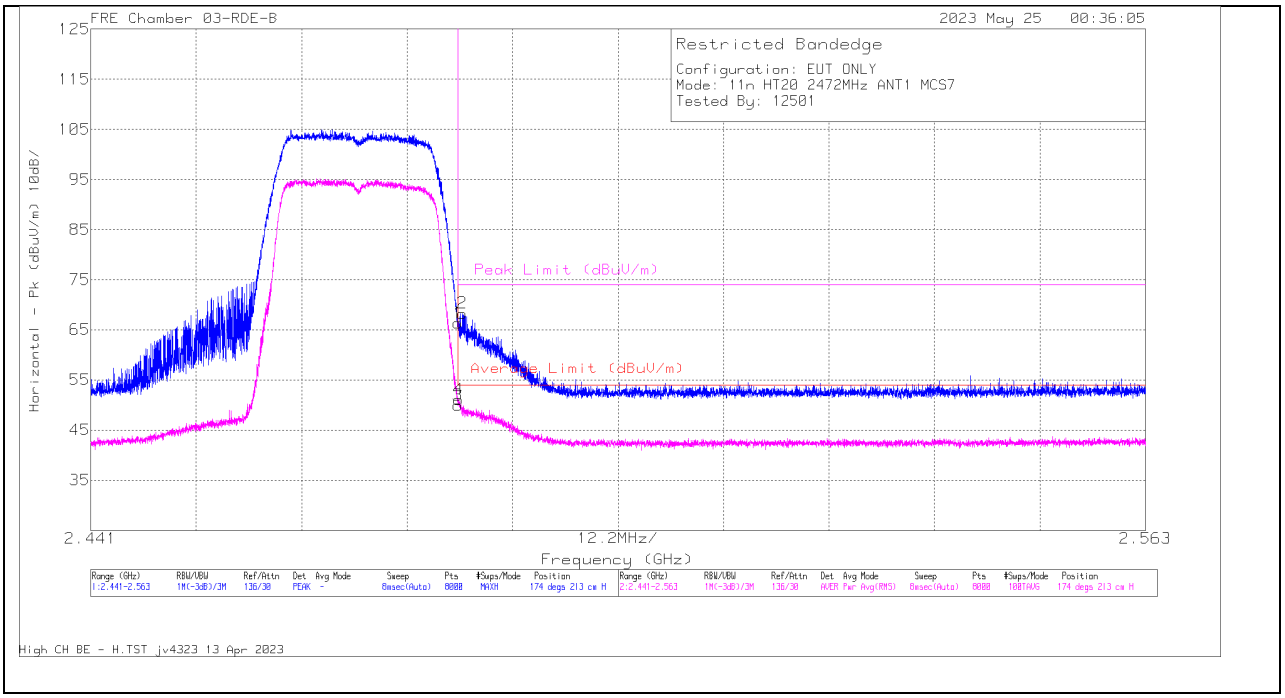

Marker	Frequency (GHz)	Meter Reading (dBuV)	Det	230300 ACF (dB/m)	DCCF (dB)	Gain/Loss (dB)	Corrected Reading (dBuV/m)	Average Limit (dBuV/m)	Margin (dB)	Peak Limit (dBuV/m)	PK Margin (dB)	Azimuth (Degs)	Height (cm)	Polarity
1	* 2.4835	75.27	Pk	32.2	0	-41.15	66.32	-	-	74	-7.68	174	213	H
2	* 2.484011	77.2	Pk	32.2	0	-41.1	68.3	-	-	74	-5.7	174	213	H
3	* 2.4835	58.48	RMS	32.2	.22	-41.15	49.75	54	-4.25	-	-	174	213	H
4	* 2.483538	59.61	RMS	32.2	.22	-41.15	50.88	54	-3.12	-	-	174	213	H

* - indicates frequency in CFR47 Pt 15 / IC RSS-Restricted Band
Pk - Peak detector
RMS - RMS detection

UL VERIFICATION SERVICES INC.
47173 Benicia Street, Fremont, CA 94538; USA TEL:(510) 319-4000 FAX:(510) 661-0888
This report shall not be reproduced except in full, without the written approval of UL Verification Services Inc.

VERTICAL RESULT

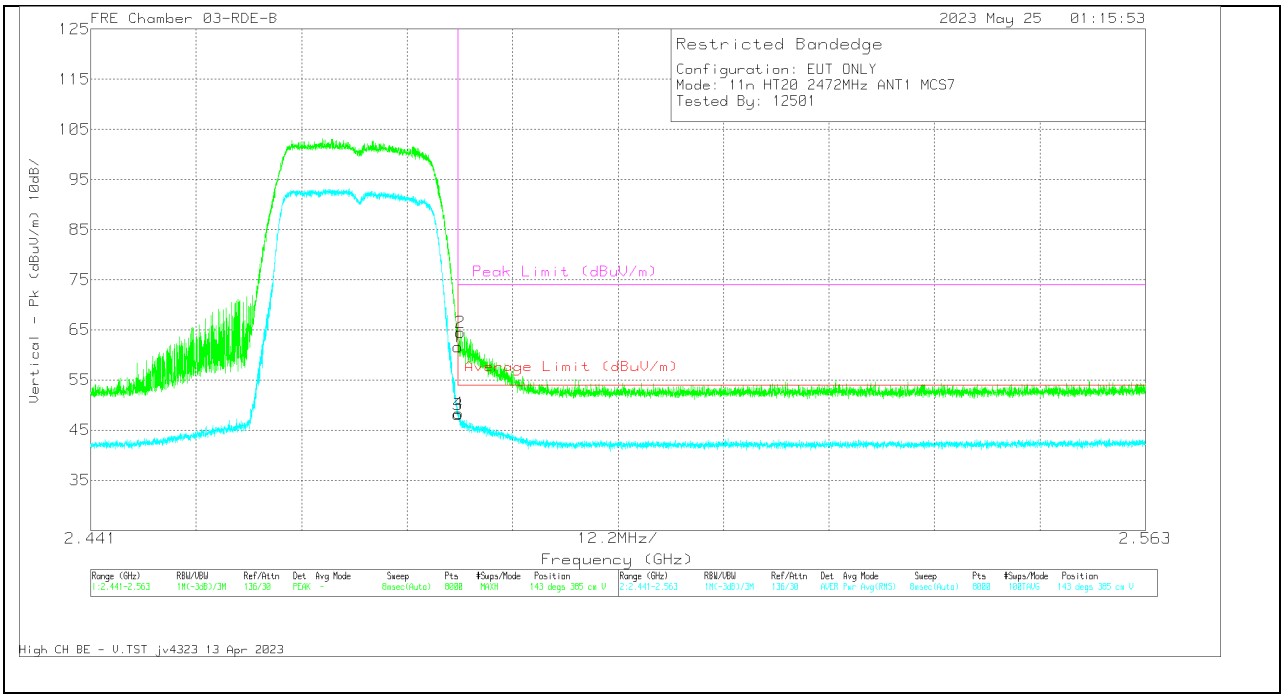

Marker	Frequency (GHz)	Meter Reading (dBuV)	Det	230300 ACF (dB/m)	DCCF (dB)	Gain/Loss (dB)	Corrected Reading (dBuV/m)	Average Limit (dBuV/m)	Margin (dB)	Peak Limit (dBuV/m)	PK Margin (dB)	Azimuth (Degs)	Height (cm)	Polarity
1	* 2.4835	70.55	Pk	32.2	0	-41.15	61.6	-	-	74	-12.4	143	385	V
2	* 2.483751	73.42	Pk	32.2	0	-41.12	64.5	-	-	74	-9.5	143	385	V
3	* 2.4835	56.64	RMS	32.2	.22	-41.15	47.91	54	-6.09	-	-	143	385	V
4	* 2.483553	56.87	RMS	32.2	.22	-41.14	48.15	54	-5.85	-	-	143	385	V

* - indicates frequency in CFR47 Pt 15 / IC RSS-Restricted Band
Pk - Peak detector
RMS - RMS detection

UL VERIFICATION SERVICES INC.
47173 Benicia Street, Fremont, CA 94538; USA TEL:(510) 319-4000 FAX:(510) 661-0888
This report shall not be reproduced except in full, without the written approval of UL Verification Services Inc.

10.1.6. 802.11n HT20 MODE CDD MODE

BANDEDGE (LOW CHANNEL, CH 1)

HORIZONTAL RESULT

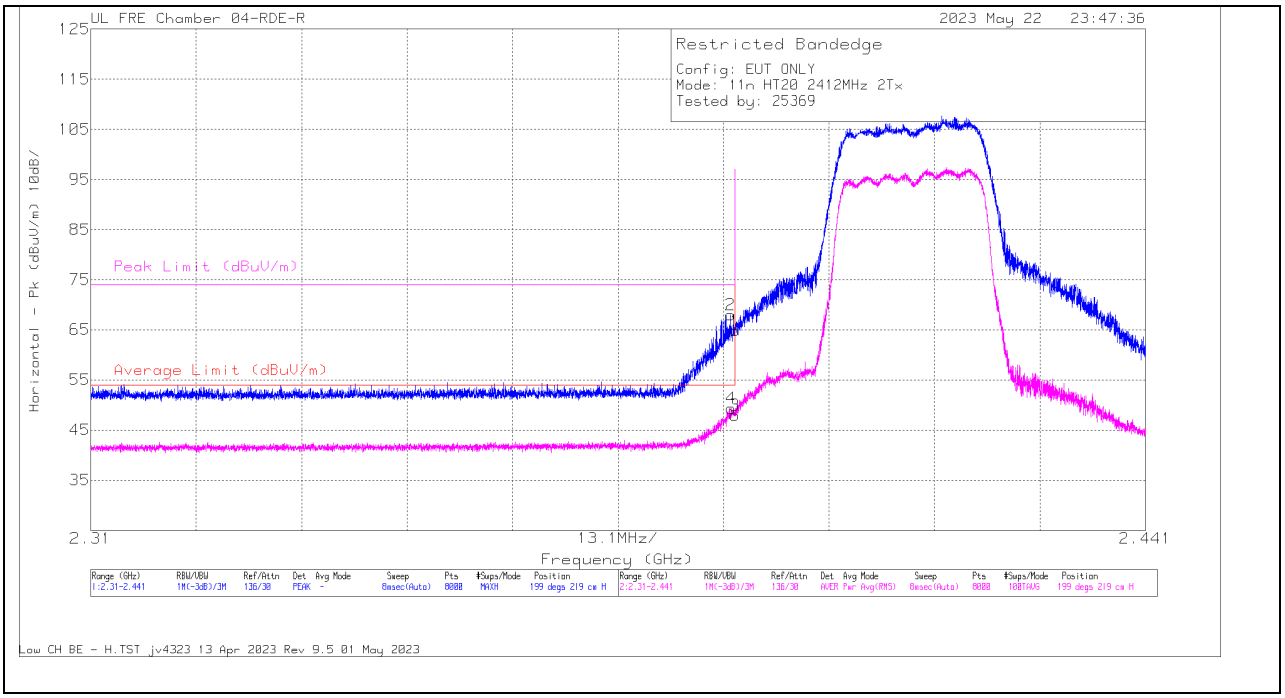

Marker	Frequency (GHz)	Meter Reading (dBuV)	Det	22274 0 ACF(dB) - 3mH	DCCF (dB)	Gain/Loss (dB)	Corrected Reading (dBuV/m)	Average Limit (dBuV/m)	Margin (dB)	Peak Limit (dBuV/m)	PK Margin (dB)	Azimuth (Degs)	Height (cm)	Polarity
2	2.389494	76.7	Pk	31.7	0	-40.43	67.97	-	-	74	-6.03	199	219	H
4	2.389559	57.83	RMS	31.7	.22	-40.44	49.31	54	-4.69	-	-	199	219	H
1	2.39	73.61	Pk	31.7	0	-40.44	64.87	-	-	74	-9.13	199	219	H
3	2.39	56.43	RMS	31.7	.22	-40.44	47.91	54	-6.09	-	-	199	219	H

Pk - Peak detector
RMS - RMS detection

UL VERIFICATION SERVICES INC.
47173 Benicia Street, Fremont, CA 94538; USA TEL:(510) 319-4000 FAX:(510) 661-0888
This report shall not be reproduced except in full, without the written approval of UL Verification Services Inc.

VERTICAL RESULT

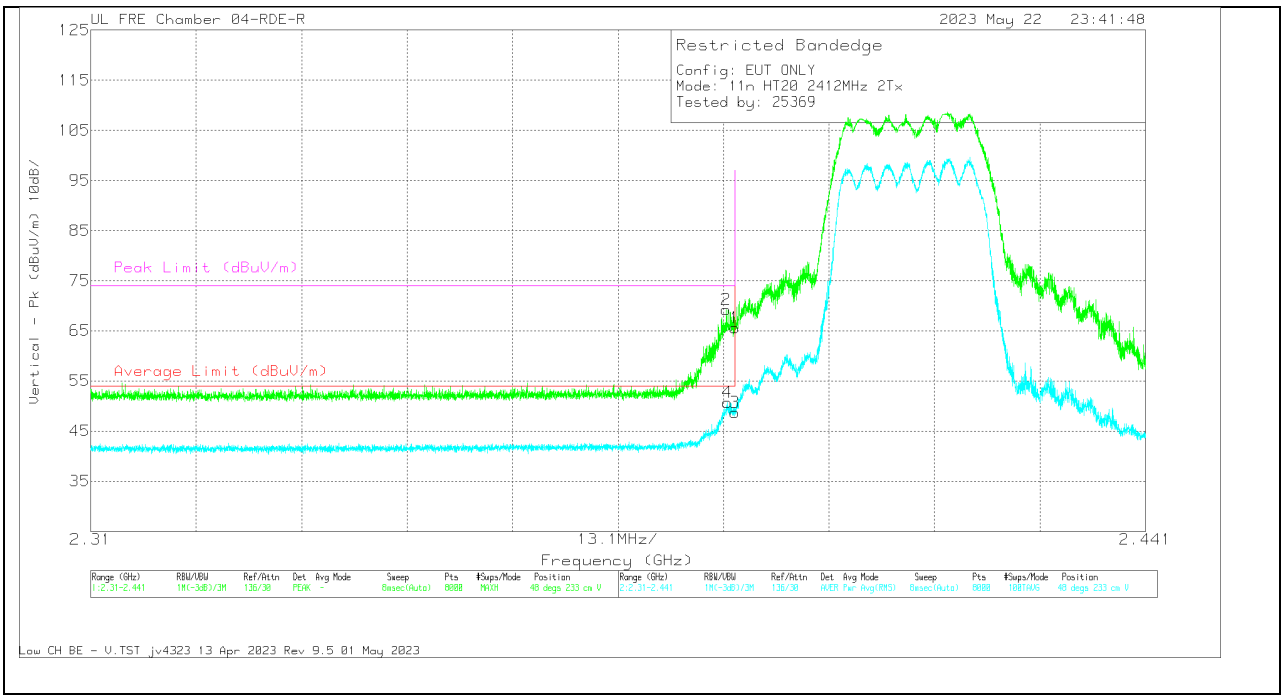

Marker	Frequency (GHz)	Meter Reading (dBuV)	Det	22274 0 ACF(dB) - 3mH	DCCF (dB)	Gain/Loss (dB)	Corrected Reading (dBuV/m)	Average Limit (dBuV/m)	Margin (dB)	Peak Limit (dBuV/m)	PK Margin (dB)	Azimuth (Degs)	Height (cm)	Polarity
2	2.388937	78.02	Pk	31.7	0	-40.43	69.29	-	-	74	-4.71	48	233	V
4	2.389068	59.24	RMS	31.7	.22	-40.43	50.73	54	-3.27	-	-	48	233	V
1	2.39	74.34	Pk	31.7	0	-40.44	65.6	-	-	74	-8.4	48	233	V
3	2.39	57.24	RMS	31.7	.22	-40.44	48.72	54	-5.28	-	-	48	233	V

Pk - Peak detector
RMS - RMS detection

UL VERIFICATION SERVICES INC.
47173 Benicia Street, Fremont, CA 94538; USA TEL:(510) 319-4000 FAX:(510) 661-0888
This report shall not be reproduced except in full, without the written approval of UL Verification Services Inc.

BANDEDGE (LOW CHANNEL, CH 2)

HORIZONTAL RESULT

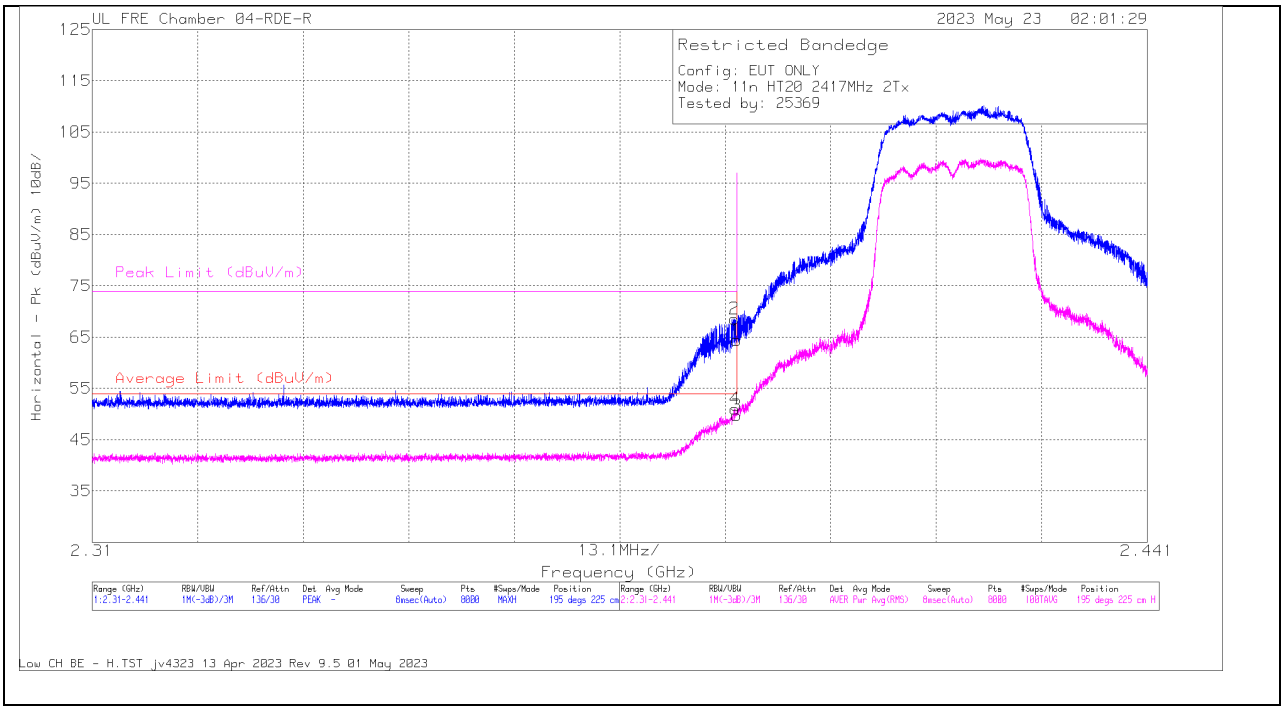

Marker	Frequency (GHz)	Meter Reading (dBuV)	Det	22274 0 ACF(dB) - 3mH	DCCF (dB)	Gain/Loss (dB)	Corrected Reading (dBuV/m)	Average Limit (dBuV/m)	Margin (dB)	Peak Limit (dBuV/m)	PK Margin (dB)	Azimuth (Degs)	Height (cm)	Polarity
2	2.389756	77.32	Pk	31.7	0	-40.44	68.58	-	-	74	-5.42	195	225	H
4	2.389789	59.5	RMS	31.7	.22	-40.44	50.98	54	-3.02	-	-	195	225	H
1	2.39	73.18	Pk	31.7	0	-40.44	64.44	-	-	74	-9.56	195	225	H
3	2.39	58.24	RMS	31.7	.22	-40.44	49.72	54	-4.28	-	-	195	225	H

Pk - Peak detector
RMS - RMS detection

UL VERIFICATION SERVICES INC.
47173 Benicia Street, Fremont, CA 94538; USA TEL:(510) 319-4000 FAX:(510) 661-0888
This report shall not be reproduced except in full, without the written approval of UL Verification Services Inc.

VERTICAL RESULT

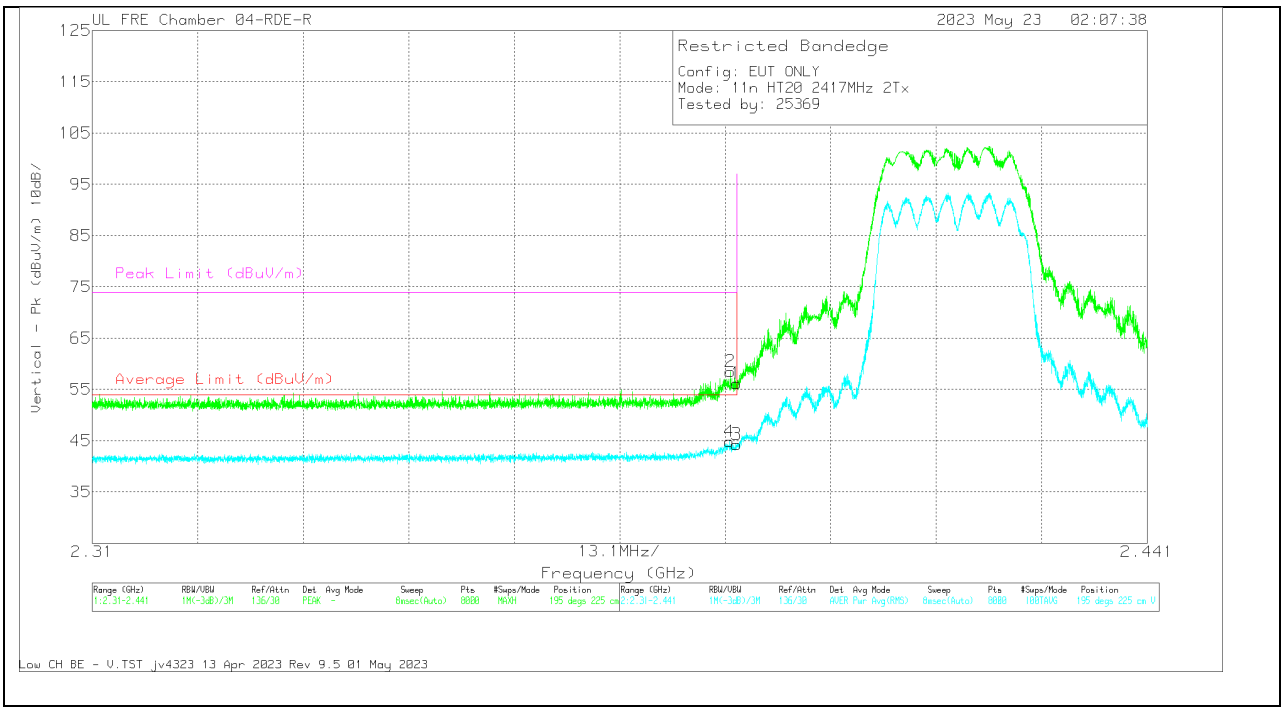

Marker	Frequency (GHz)	Meter Reading (dBuV)	Det	222740 ACF(dB) - 3mH	DCCF (dB)	Gain/Loss (dB)	Corrected Reading (dBuV/m)	Average Limit (dBuV/m)	Margin (dB)	Peak Limit (dBuV/m)	PK Margin (dB)	Azimuth (Degs)	Height (cm)	Polarity
4	2.389085	53.32	RMS	31.7	.22	-40.43	44.81	54	-9.19	-	-	195	225	V
2	2.389232	67.23	Pk	31.7	0	-40.43	58.5	-	-	74	-15.5	195	225	V
1	2.39	64.9	Pk	31.7	0	-40.44	56.16	-	-	74	-17.84	195	225	V
3	2.39	52.76	RMS	31.7	.22	-40.44	44.24	54	-9.76	-	-	195	225	V

Pk - Peak detector
RMS - RMS detection

UL VERIFICATION SERVICES INC.
47173 Benicia Street, Fremont, CA 94538; USA TEL:(510) 319-4000 FAX:(510) 661-0888
This report shall not be reproduced except in full, without the written approval of UL Verification Services Inc.

BANDEDGE (LOW CHANNEL, CH 3)

HORIZONTAL RESULT

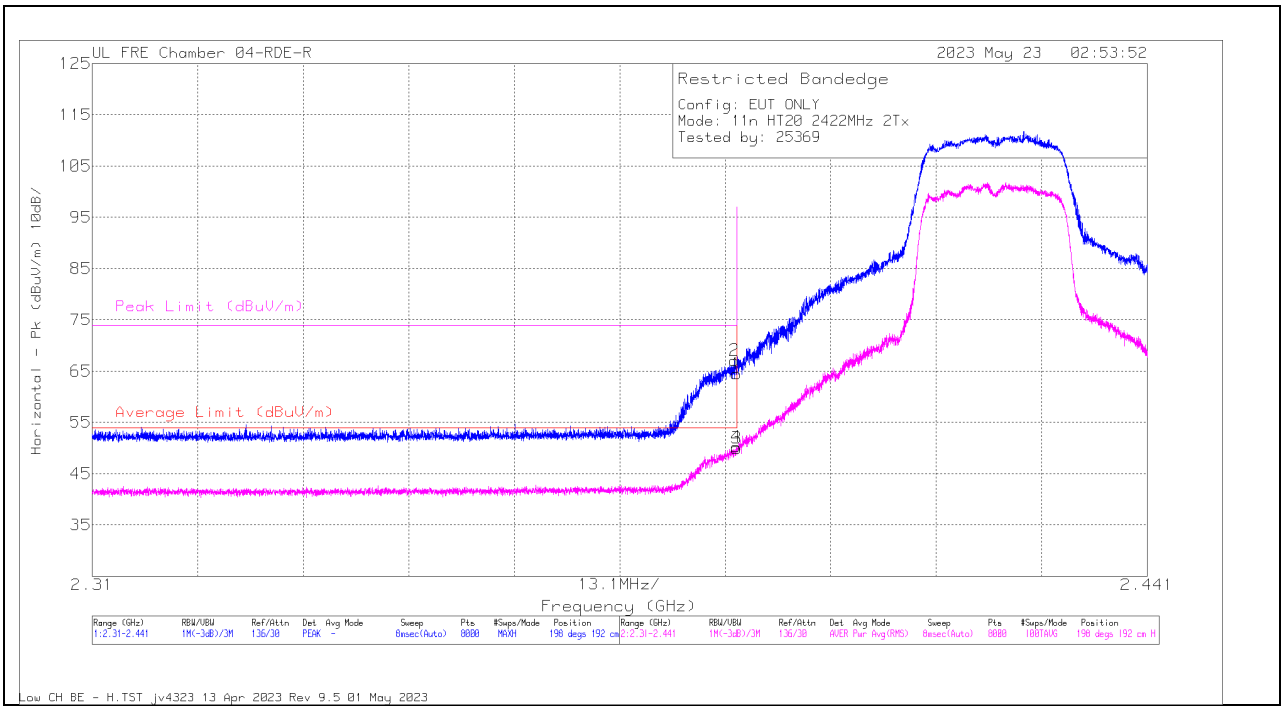

Marker	Frequency (GHz)	Meter Reading (dBuV)	Det	22274 0 ACF(dB) - 3mH	DCCF (dB)	Gain/Loss (dB)	Corrected Reading (dBuV/m)	Average Limit (dBuV/m)	Margin (dB)	Peak Limit (dBuV/m)	PK Margin (dB)	Azimuth (Degs)	Height (cm)	Polarity
2	2.389707	75.81	Pk	31.7	0	-40.44	67.07	-	-	74	-6.93	198	192	H
4	2.389953	58.72	RMS	31.7	.22	-40.44	50.20	54	-3.80	-	-	198	192	H
1	2.39	73.22	Pk	31.7	0	-40.44	64.48	-	-	74	-9.52	198	192	H
3	2.39	58.46	RMS	31.7	.22	-40.44	49.94	54	-4.06	-	-	198	192	H

Pk - Peak detector
RMS - RMS detection

UL VERIFICATION SERVICES INC.
47173 Benicia Street, Fremont, CA 94538; USA TEL:(510) 319-4000 FAX:(510) 661-0888
This report shall not be reproduced except in full, without the written approval of UL Verification Services Inc.

VERTICAL RESULT

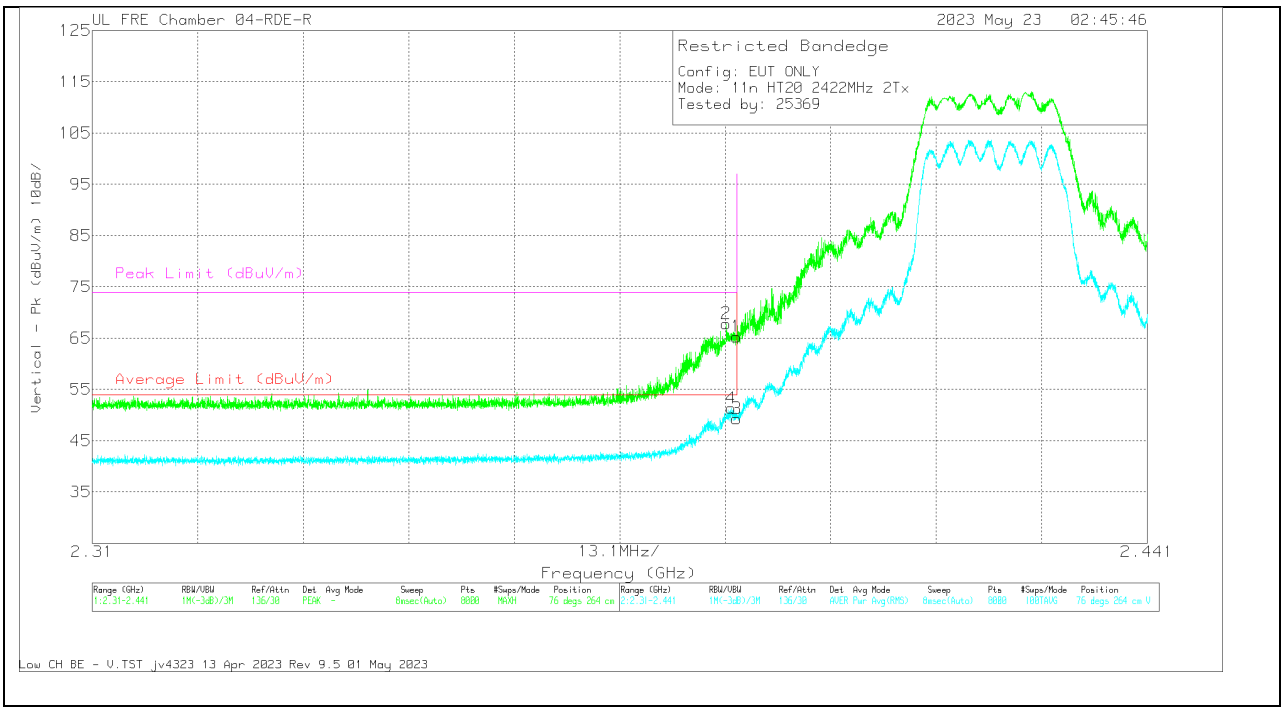

Marker	Frequency (GHz)	Meter Reading (dBuV)	Det	222740 ACF(dB) - 3mH	DCCF (dB)	Gain/Loss (dB)	Corrected Reading (dBuV/m)	Average Limit (dBuV/m)	Margin (dB)	Peak Limit (dBuV/m)	PK Margin (dB)	Azimuth (Degs)	Height (cm)	Polarity
2	2.388708	76.56	Pk	31.7	0	-40.43	67.83	-	-	74	-6.17	76	264	V
4	2.389363	59.84	RMS	31.7	.22	-40.43	51.33	54	-2.67	-	-	76	264	V
1	2.39	74.02	Pk	31.7	0	-40.44	65.28	-	-	74	-8.72	76	264	V
3	2.39	57.78	RMS	31.7	.22	-40.44	49.26	54	-4.74	-	-	76	264	V

Pk - Peak detector
RMS - RMS detection

UL VERIFICATION SERVICES INC.
47173 Benicia Street, Fremont, CA 94538; USA TEL:(510) 319-4000 FAX:(510) 661-0888
This report shall not be reproduced except in full, without the written approval of UL Verification Services Inc.

BANDEDGE (HIGH CHANNEL, CH 10)

HORIZONTAL RESULT

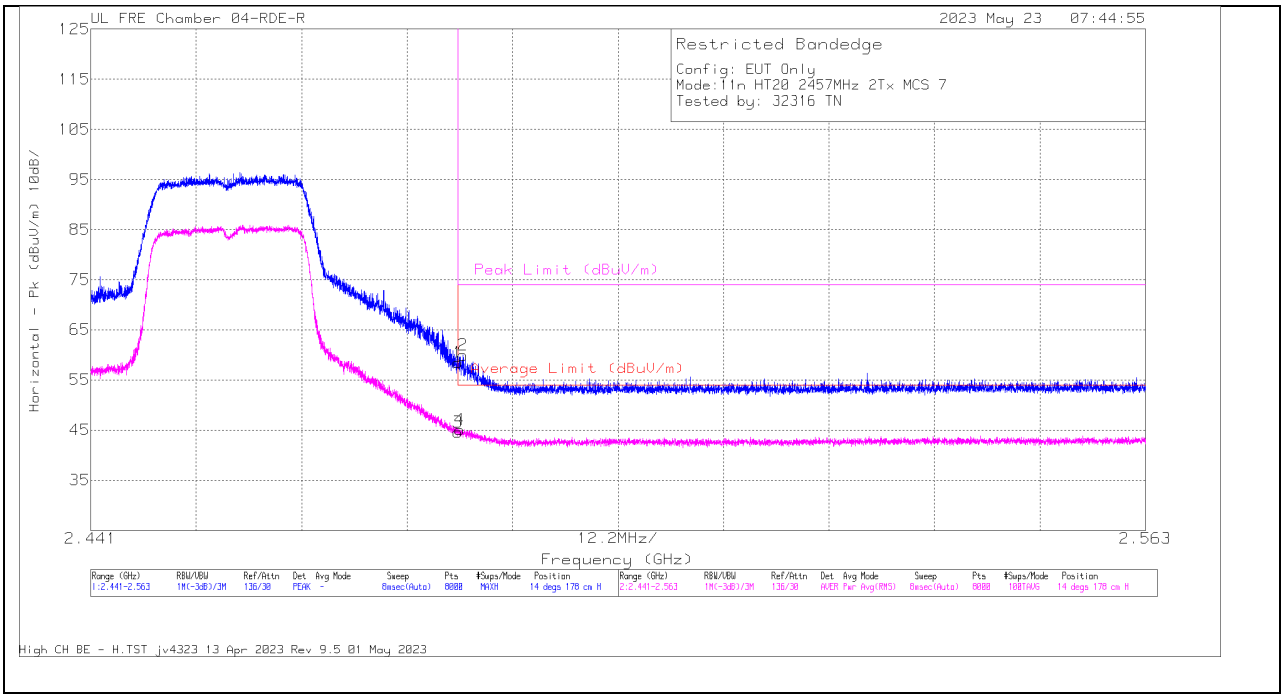

Marker	Frequency (GHz)	Meter Reading (dBuV)	Det	222740 ACF(dB) - 3mH	DCCF (dB)	Gain/Loss (dB)	Corrected Reading (dBuV/m)	Average Limit (dBuV/m)	Margin (dB)	Peak Limit (dBuV/m)	PK Margin (dB)	Azimuth (Degs)	Height (cm)	Polarity
1	2.4835	66.75	Pk	32.1	0	-40.37	58.48	-	-	74	-15.52	14	178	H
3	2.4835	52.63	RMS	32.1	.22	-40.37	44.58	54	-9.42	-	-	14	178	H
4	2.483706	53.12	RMS	32.1	.22	-40.37	45.07	54	-8.93	-	-	14	178	H
2	2.484087	68.19	Pk	32.1	0	-40.37	59.92	-	-	74	-14.08	14	178	H

Pk - Peak detector
RMS - RMS detection

UL VERIFICATION SERVICES INC.
47173 Benicia Street, Fremont, CA 94538; USA TEL:(510) 319-4000 FAX:(510) 661-0888
This report shall not be reproduced except in full, without the written approval of UL Verification Services Inc.

VERTICAL RESULT

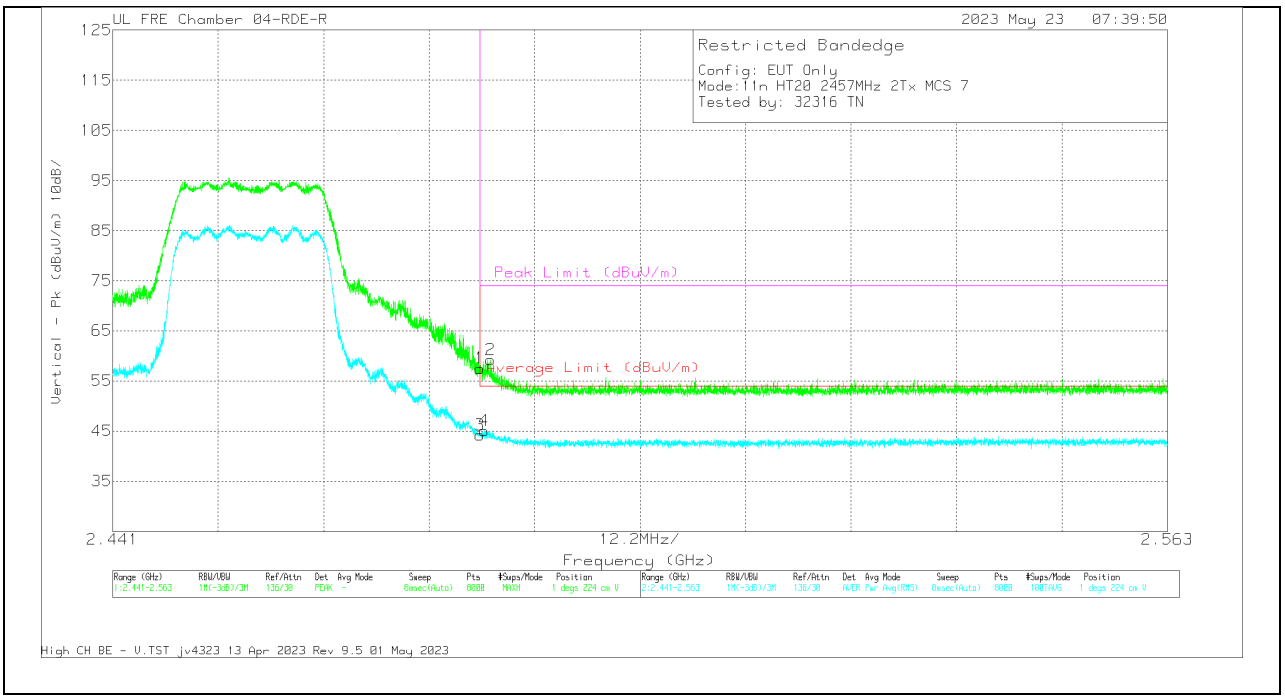

Marker	Frequency (GHz)	Meter Reading (dBuV)	Det	22274 0 ACF(dB) - 3mH	DCCF (dB)	Gain/Loss (dB)	Corrected Reading (dBuV/m)	Average Limit (dBuV/m)	Margin (dB)	Peak Limit (dBuV/m)	PK Margin (dB)	Azimuth (Degs)	Height (cm)	Polarity
1	2.4835	65.81	Pk	32.1	0	-40.37	57.54	-	-	74	-16.46	1	224	V
3	2.4835	52.3	RMS	32.1	.22	-40.37	44.25	54	-9.75	-	-	1	224	V
4	2.484011	53.17	RMS	32.1	.22	-40.37	45.12	54	-8.88	-	-	1	224	V
2	2.484727	67.49	Pk	32.1	0	-40.36	59.23	-	-	74	-14.77	1	224	V

Pk - Peak detector
RMS - RMS detection

UL VERIFICATION SERVICES INC.
47173 Benicia Street, Fremont, CA 94538; USA TEL:(510) 319-4000 FAX:(510) 661-0888
This report shall not be reproduced except in full, without the written approval of UL Verification Services Inc.

BANDEDGE (HIGH CHANNEL, CH 11)

HORIZONTAL RESULT

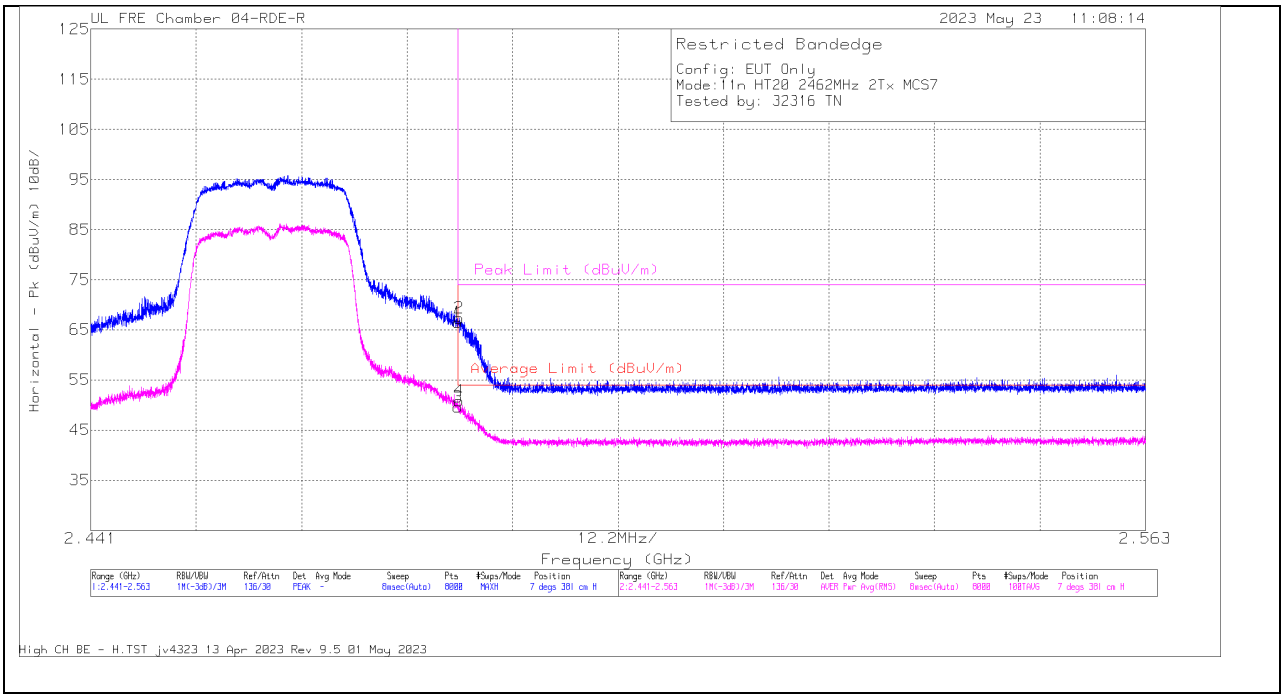

Marker	Frequency (GHz)	Meter Reading (dBuV)	Det	222740 ACF(dB) - 3mH	DCCF (dB)	Gain/Loss (dB)	Corrected Reading (dBuV/m)	Average Limit (dBuV/m)	Margin (dB)	Peak Limit (dBuV/m)	PK Margin (dB)	Azimuth (Degs)	Height (cm)	Polarity
1	2.4835	74.7	Pk	32.1	0	-40.37	66.43	-	-	74	-7.57	7	381	H
3	2.4835	57.65	RMS	32.1	.22	-40.37	49.60	54	-4.40	-	-	7	381	H
4	2.483614	58.86	RMS	32.1	.22	-40.37	50.81	54	-3.19	-	-	7	381	H
2	2.483645	75.57	Pk	32.1	0	-40.37	67.3	-	-	74	-6.7	7	381	H

Pk - Peak detector
RMS - RMS detection

UL VERIFICATION SERVICES INC.
47173 Benicia Street, Fremont, CA 94538; USA TEL:(510) 319-4000 FAX:(510) 661-0888
This report shall not be reproduced except in full, without the written approval of UL Verification Services Inc.

VERTICAL RESULT

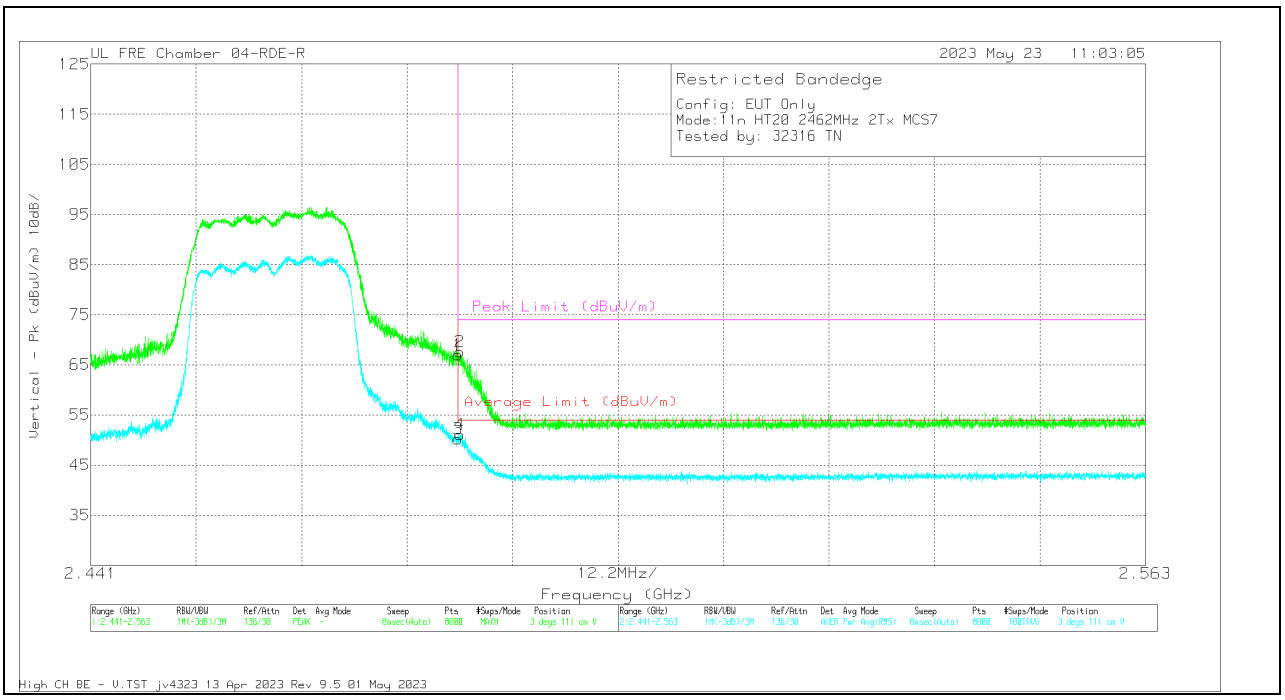

Marker	Frequency (GHz)	Meter Reading (dBuV)	Det	22274 0 ACF(dB) - 3mH	DCCF (dB)	Gain/Loss (dB)	Corrected Reading (dBuV/m)	Average Limit (dBuV/m)	Margin (dB)	Peak Limit (dBuV/m)	PK Margin (dB)	Azimuth (Degs)	Height (cm)	Polarity
1	2.4835	75.2	Pk	32.1	0	-40.37	66.93	-	-	74	-7.07	3	111	V
3	2.4835	58.25	RMS	32.1	.22	-40.37	50.20	54	-3.80	-	-	3	111	V
2	2.483706	75.84	Pk	32.1	0	-40.37	67.57	-	-	74	-6.43	3	111	V
4	2.483721	59.18	RMS	32.1	.22	-40.37	51.13	54	-2.87	-	-	3	111	V

Pk - Peak detector
RMS - RMS detection

UL VERIFICATION SERVICES INC.
47173 Benicia Street, Fremont, CA 94538; USA TEL:(510) 319-4000 FAX:(510) 661-0888
This report shall not be reproduced except in full, without the written approval of UL Verification Services Inc.

BANDEDGE (HIGH CHANNEL, CH 12)

HORIZONTAL RESULT

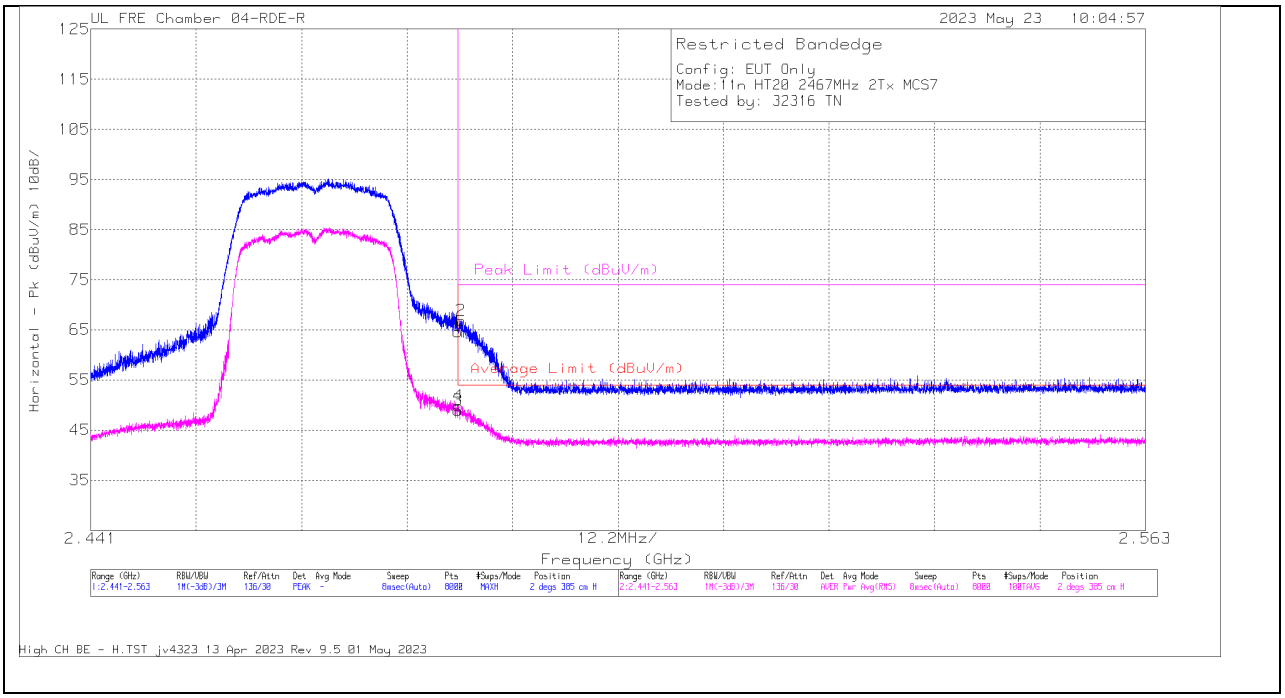

Marker	Frequency (GHz)	Meter Reading (dBuV)	Det	22274 0 ACF(dB) - 3mH	DCCF (dB)	Gain/Loss (dB)	Corrected Reading (dBuV/m)	Average Limit (dBuV/m)	Margin (dB)	Peak Limit (dBuV/m)	PK Margin (dB)	Azimuth (Degs)	Height (cm)	Polarity
1	2.4835	72.93	Pk	32.1	0	-40.37	64.66	-	-	74	-9.34	2	385	H
3	2.4835	57.04	RMS	32.1	.22	-40.37	48.99	54	-5.01	-	-	2	385	H
4	2.483523	57.89	RMS	32.1	.22	-40.37	49.84	54	-4.16	-	-	2	385	H
2	2.483812	75.16	Pk	32.1	0	-40.37	66.89	-	-	74	-7.11	2	385	H

Pk - Peak detector
RMS - RMS detection

UL VERIFICATION SERVICES INC.
47173 Benicia Street, Fremont, CA 94538; USA TEL:(510) 319-4000 FAX:(510) 661-0888
This report shall not be reproduced except in full, without the written approval of UL Verification Services Inc.

VERTICAL RESULT

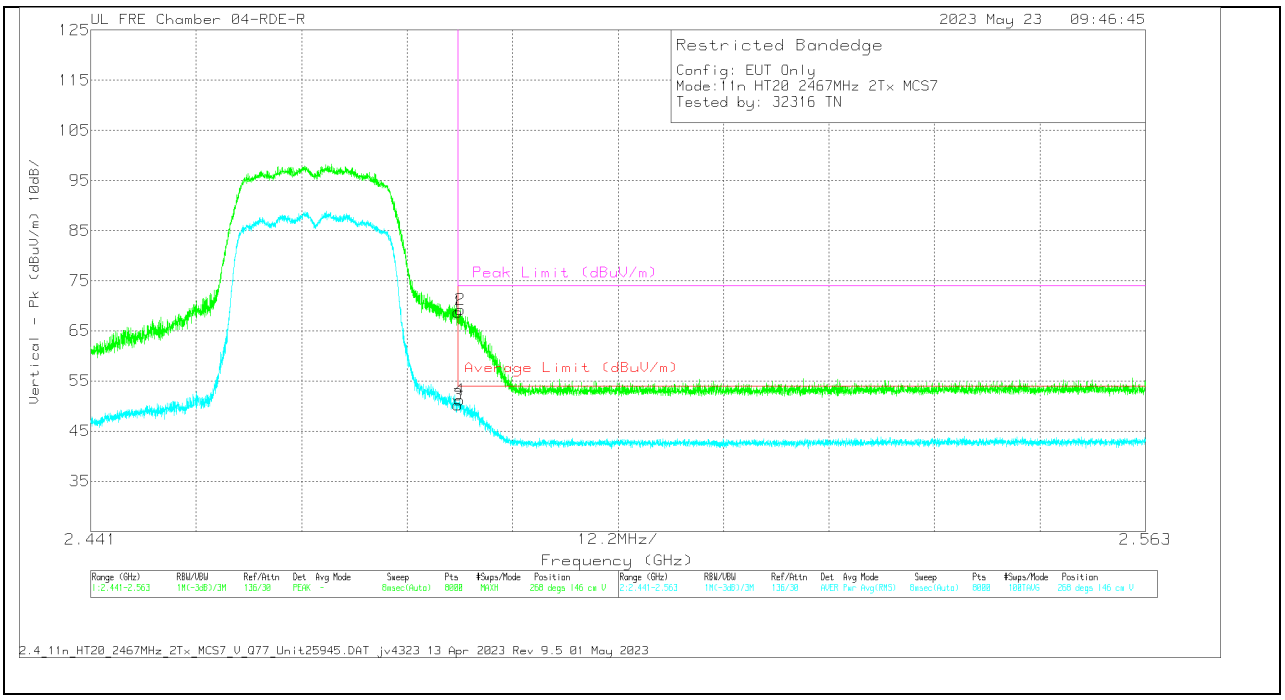

Marker	Frequency (GHz)	Meter Reading (dBuV)	Det	22274 0 ACF(dB) - 3mH	DCCF (dB)	Gain/Loss (dB)	Corrected Reading (dBuV/m)	Average Limit (dBuV/m)	Margin (dB)	Peak Limit (dBuV/m)	PK Margin (dB)	Azimuth (Degs)	Height (cm)	Polarity
1	2.4835	77.06	Pk	32.1	0	-40.37	68.79	-	-	74	-5.21	268	146	V
3	2.4835	58.3	RMS	32.1	.22	-40.37	50.25	54	-3.75	-	-	268	146	V
4	2.48366	59.26	RMS	32.1	.22	-40.37	51.21	54	-2.79	-	-	268	146	V
2	2.483782	77.46	Pk	32.1	0	-40.37	69.19	-	-	74	-4.81	268	146	V

Pk - Peak detector
RMS - RMS detection

UL VERIFICATION SERVICES INC.
47173 Benicia Street, Fremont, CA 94538; USA TEL:(510) 319-4000 FAX:(510) 661-0888
This report shall not be reproduced except in full, without the written approval of UL Verification Services Inc.

BANDEDGE (HIGH CHANNEL, CH 13)

HORIZONTAL RESULT

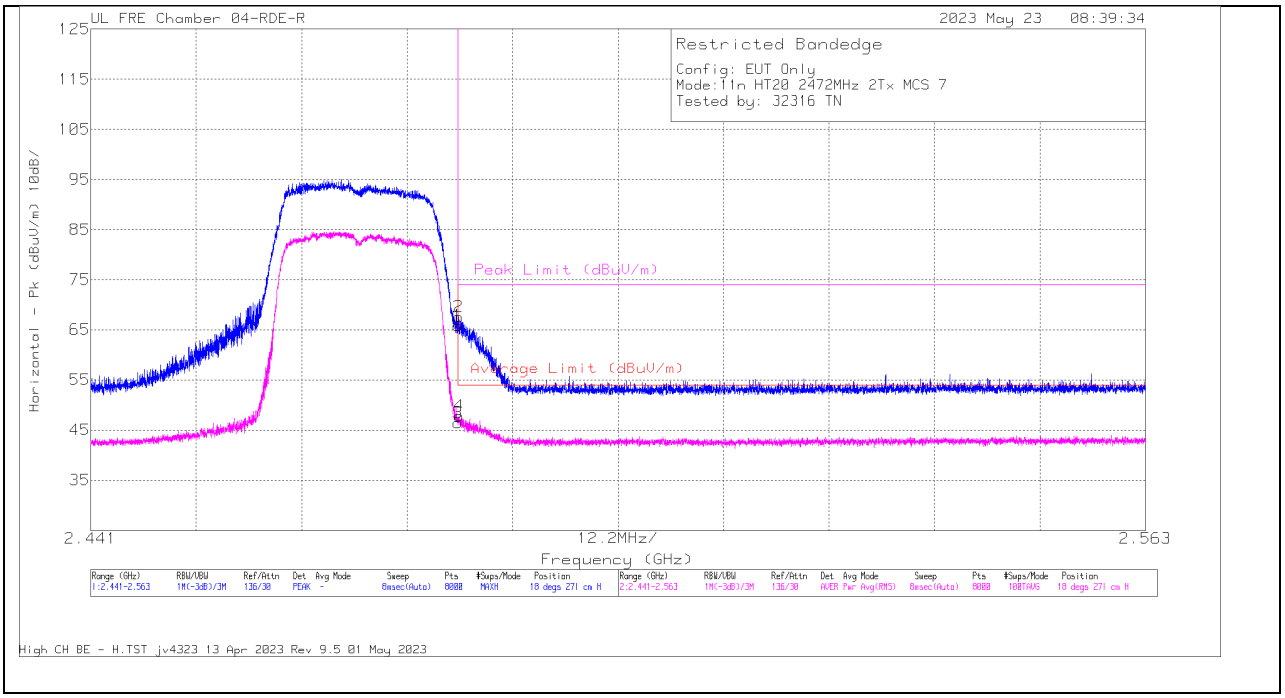

Marker	Frequency (GHz)	Meter Reading (dBuV)	Det	22274 0 ACF(dB) - 3mH	DCCF (dB)	Gain/Loss (dB)	Corrected Reading (dBuV/m)	Average Limit (dBuV/m)	Margin (dB)	Peak Limit (dBuV/m)	PK Margin (dB)	Azimuth (Degs)	Height (cm)	Polarity
1	2.4835	74.11	Pk	32.1	0	-40.37	65.84	-	-	74	-8.16	18	271	H
3	2.4835	54.52	RMS	32.1	.22	-40.37	46.47	54	-7.53	-	-	18	271	H
2	2.483553	75.92	Pk	32.1	0	-40.37	67.65	-	-	74	-6.35	18	271	H
4	2.483614	55.82	RMS	32.1	.22	-40.37	47.77	54	-6.23	-	-	18	271	H

Pk - Peak detector
RMS - RMS detection

UL VERIFICATION SERVICES INC.
47173 Benicia Street, Fremont, CA 94538; USA TEL:(510) 319-4000 FAX:(510) 661-0888
This report shall not be reproduced except in full, without the written approval of UL Verification Services Inc.

VERTICAL RESULT

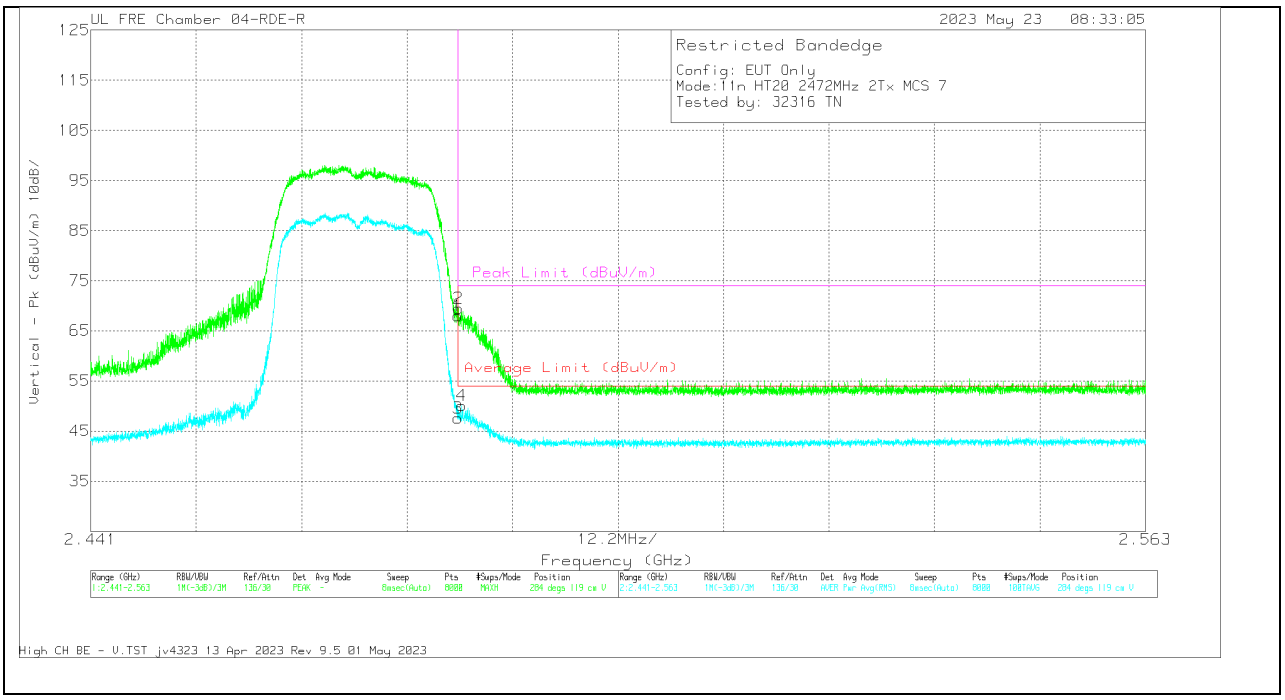

Marker	Frequency (GHz)	Meter Reading (dBuV)	Det	22274 0 ACF(dB) - 3mH	DCCF (dB)	Gain/Loss (dB)	Corrected Reading (dBuV/m)	Average Limit (dBuV/m)	Margin (dB)	Peak Limit (dBuV/m)	PK Margin (dB)	Azimuth (Degs)	Height (cm)	Polarity
1	2.4835	76.27	Pk	32.1	0	-40.37	68	-	-	74	-6	284	119	V
3	2.4835	55.67	RMS	32.1	.22	-40.37	47.62	54	-6.38	-	-	284	119	V
2	2.483523	77.75	Pk	32.1	0	-40.37	69.48	-	-	74	-4.52	284	119	V
4	2.483934	58.18	RMS	32.1	.22	-40.37	50.13	54	-3.87	-	-	284	119	V

Pk - Peak detector
RMS - RMS detection

UL VERIFICATION SERVICES INC.
47173 Benicia Street, Fremont, CA 94538; USA TEL:(510) 319-4000 FAX:(510) 661-0888
This report shall not be reproduced except in full, without the written approval of UL Verification Services Inc.

10.1.7. 802.11n 2TX HARMONICS AND SPURIOUS EMISSIONS

LOW CHANNEL, CH 1 RESULTS

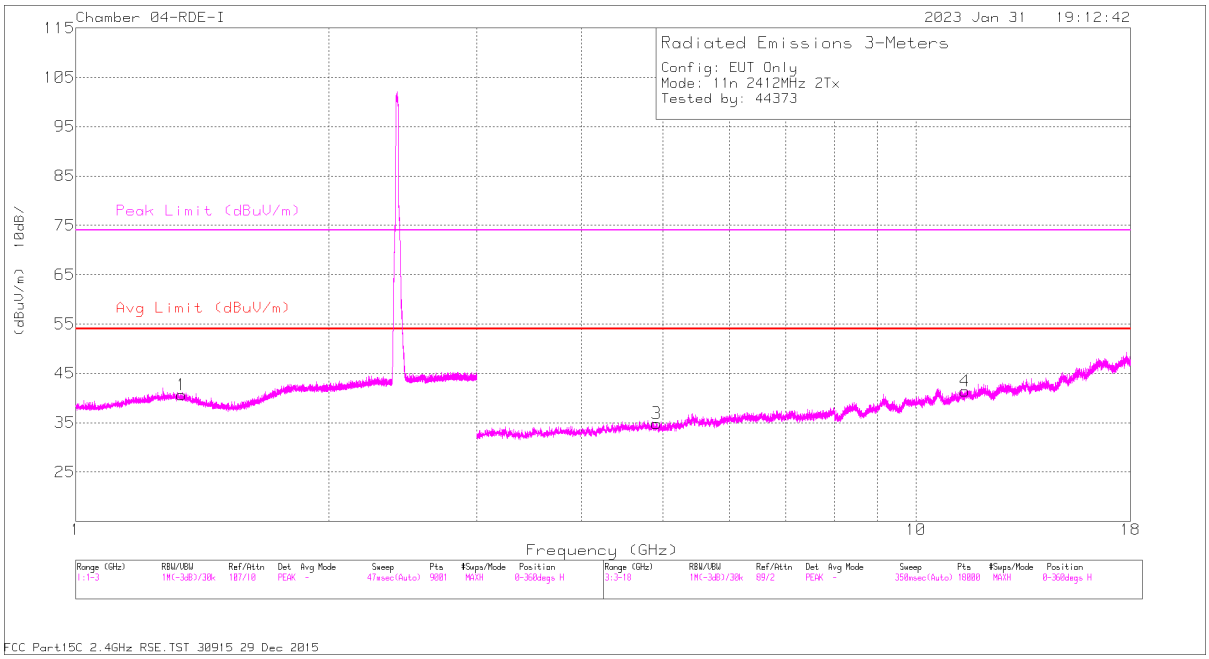

HORIZONTAL

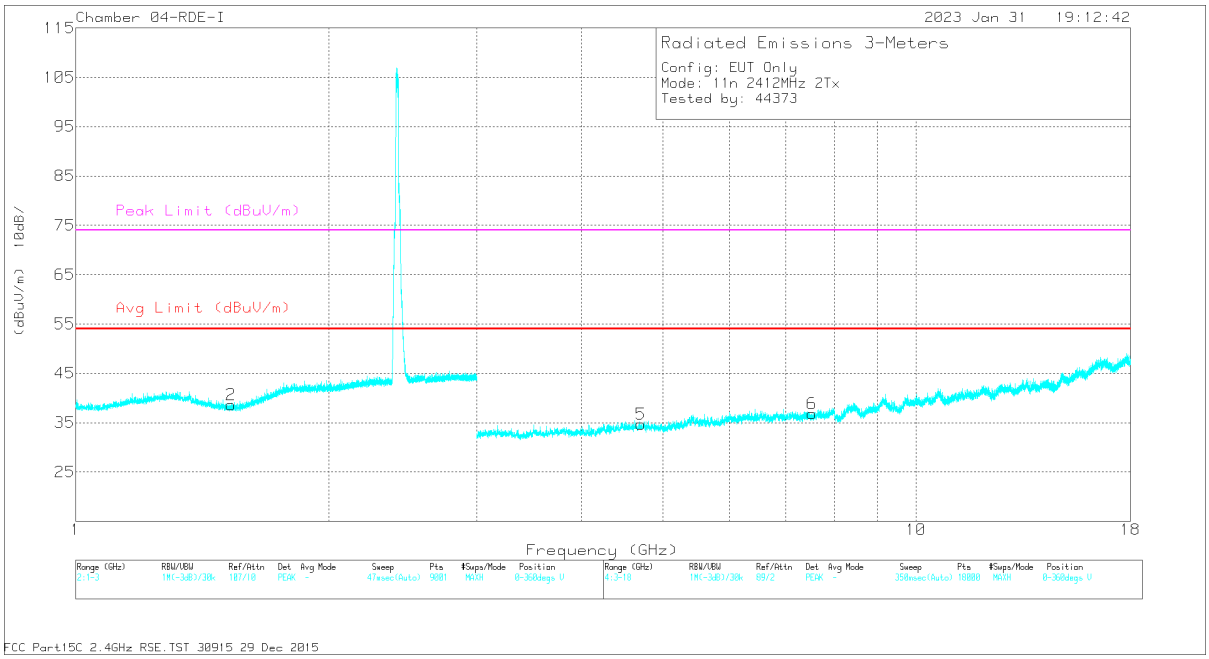

VERTICAL

UL VERIFICATION SERVICES INC.
47173 Benicia Street, Fremont, CA 94538; USA TEL:(510) 319-4000 FAX:(510) 661-0888

This report shall not be reproduced except in full, without the written approval of UL Verification Services Inc.

RADIATED EMISSIONS

Marker	Frequency (GHz)	Meter Reading (dBuV)	Det	84797 ACF (dB) - 3mH	Amp/Cbl /Fltr (dB)	Corrected Reading (dBuV/m)	Avg Limit (dBuV/m)	Margin (dB)	Peak Limit (dBuV/m)	PK Margin (dB)	Azimuth (Degs)	Height (cm)	Polarity
1	* 1.33581	42.99	PK2	28.6	-21.3	50.29	-	-	74	-23.71	0	101	H
	* 1.337396	31.54	MAv1	28.6	-21.3	38.84	54	-15.16	-	-	0	101	H
2	* 1.532328	43.22	PK2	27.6	-22.3	48.52	-	-	74	-25.48	0	101	V
	* 1.529338	31.74	MAv1	27.6	-22.3	37.04	54	-16.96	-	-	0	101	V
3	* 4.916852	39.02	PK2	34	-28.3	44.72	-	-	74	-29.28	0	200	H
	* 4.917679	27.54	MAv1	34	-28.3	33.24	54	-20.76	-	-	0	200	H
4	* 11.446013	35.34	PK2	37.9	-22	51.24	-	-	74	-22.76	0	101	H
	* 11.444435	23.57	MAv1	37.9	-22	39.47	54	-14.53	-	-	0	101	H
5	* 4.702717	38.74	PK2	34.3	-28.6	44.44	-	-	74	-29.56	0	101	V
	* 4.701965	27.37	MAv1	34.3	-28.6	33.07	54	-20.93	-	-	0	101	V
6	* 7.523559	37.05	PK2	35.7	-25.4	47.35	-	-	74	-26.65	0	200	V
	* 7.526083	25.11	MAv1	35.7	-25.3	35.51	54	-18.49	-	-	0	200	V

* - indicates frequency in CFR47 Pt 15 / IC RSS-Restricted Band
PK2 - KDB558074 Method: Maximum Peak
MAv1 - KDB558074 Option 1 Maximum RMS Average

UL VERIFICATION SERVICES INC.
47173 Benicia Street, Fremont, CA 94538; USA TEL:(510) 319-4000 FAX:(510) 661-0888
This report shall not be reproduced except in full, without the written approval of UL Verification Services Inc.

MID CHANNEL, CH 6 RESULTS

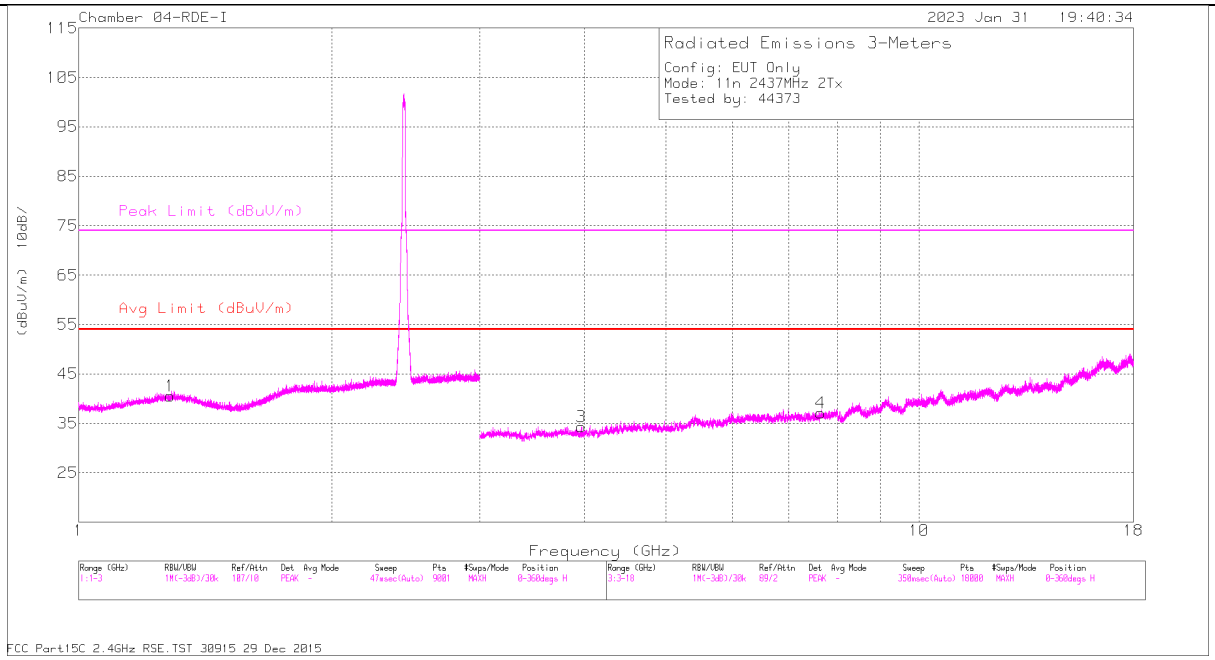

HORIZONTAL

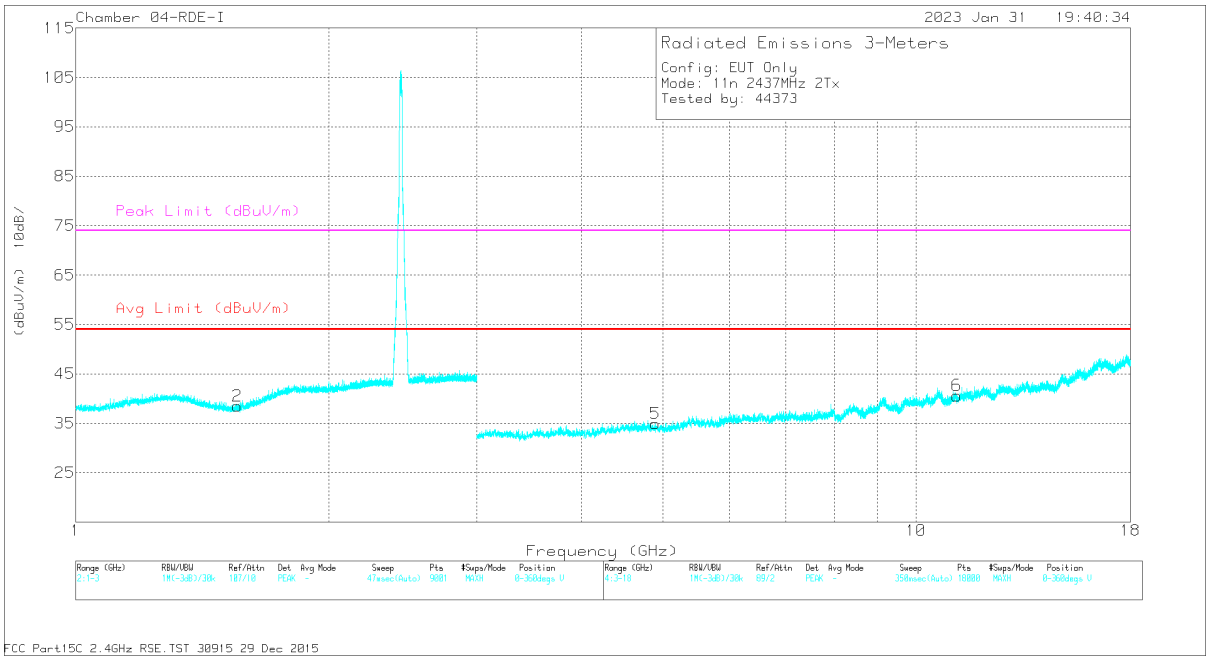

VERTICAL

UL VERIFICATION SERVICES INC.
47173 Benicia Street, Fremont, CA 94538; USA TEL:(510) 319-4000 FAX:(510) 661-0888

This report shall not be reproduced except in full, without the written approval of UL Verification Services Inc.

RADIATED EMISSIONS

Marker	Frequency (GHz)	Meter Reading (dBuV)	Det	84797 ACF (dB) - 3mH	Amp/Cbl/ Fltr (dB)	Corrected Reading (dBuV/m)	Avg Limit (dBuV/m)	Margin (dB)	Peak Limit (dBuV/m)	PK Margin (dB)	Azimuth (Degs)	Height (cm)	Polarity
1	* 1.284996	43.59	PK2	28.6	-21.2	50.99	-	-	74	-23.01	5	216	H
	* 1.284689	31.61	MAv1	28.6	-21.2	39.01	54	-14.99	-	-	5	216	H
2	* 1.557618	43.43	PK2	27.6	-22.2	48.83	-	-	74	-25.17	301	231	V
	* 1.556971	31.75	MAv1	27.6	-22.3	37.05	54	-16.95	-	-	301	231	V
3	* 3.966999	40.16	PK2	33.2	-29.5	43.86	-	-	74	-30.14	60	157	H
	* 3.965624	28.36	MAv1	33.2	-29.5	32.06	54	-21.94	-	-	60	157	H
4	* 7.642365	36.58	PK2	35.8	-25.1	47.28	-	-	74	-26.72	341	138	H
	* 7.641781	24.74	MAv1	35.8	-25.1	35.44	54	-18.56	-	-	341	138	H
5	* 4.895988	38.42	PK2	34	-28	44.42	-	-	74	-29.58	254	187	V
	* 4.895902	27.02	MAv1	34	-28	33.02	54	-20.98	-	-	254	187	V
6	* 11.186424	34.33	PK2	37.7	-21.9	50.13	-	-	74	-23.87	160	181	V
	* 11.184816	22.77	MAv1	37.7	-21.9	38.57	54	-15.43	-	-	160	181	V

* - indicates frequency in CFR47 Pt 15 / IC RSS-Restricted Band
PK2 - KDB558074 Method: Maximum Peak
MAv1 - KDB558074 Option 1 Maximum RMS Average

UL VERIFICATION SERVICES INC.
47173 Benicia Street, Fremont, CA 94538; USA TEL:(510) 319-4000 FAX:(510) 661-0888
This report shall not be reproduced except in full, without the written approval of UL Verification Services Inc.

HIGH CHANNEL, CH 13 RESULTS

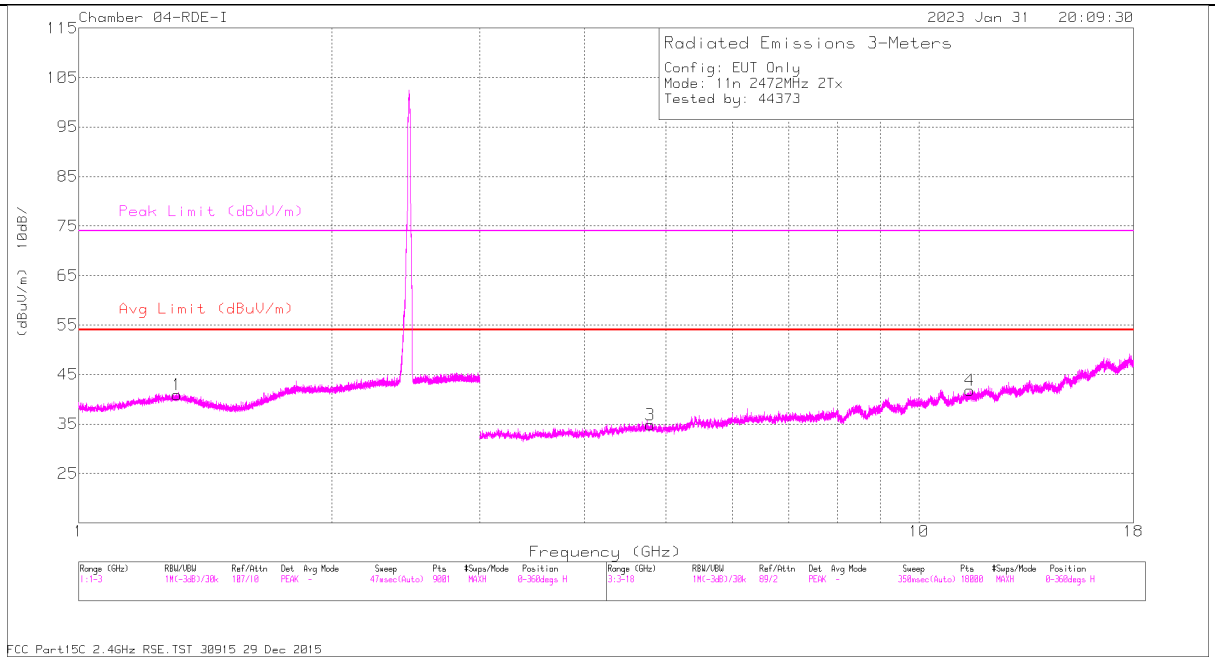

HORIZONTAL

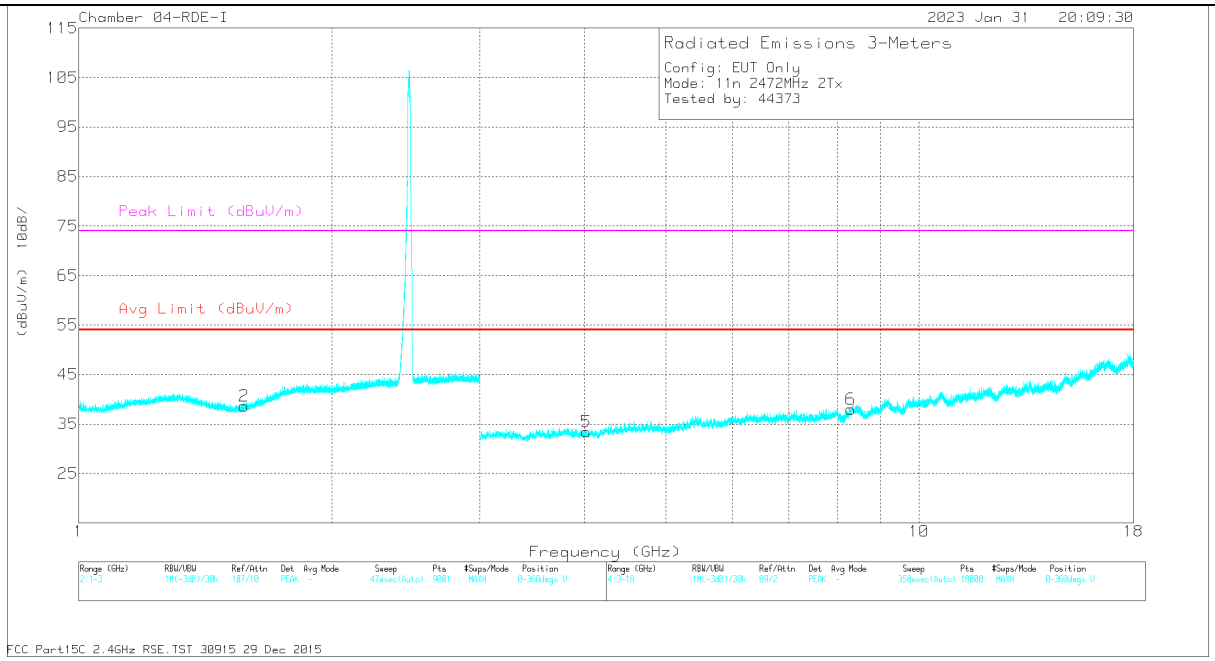

VERTICAL

UL VERIFICATION SERVICES INC.
47173 Benicia Street, Fremont, CA 94538; USA TEL:(510) 319-4000 FAX:(510) 661-0888

This report shall not be reproduced except in full, without the written approval of UL Verification Services Inc.

RADIATED EMISSIONS

Marker	Frequency (GHz)	Meter Reading (dBuV)	Det	84797 ACF (dB) - 3mH	Amp/Cbl /Fltr (dB)	Corrected Reading (dBuV/m)	Avg Limit (dBuV/m)	Margin (dB)	Peak Limit (dBuV/m)	PK Margin (dB)	Azimuth (Degs)	Height (cm)	Polarity
1	* 1.307968	43.16	PK2	28.6	-21.2	50.56	-	-	74	-23.44	197	237	H
	* 1.308236	31.56	MAv1	28.6	-21.2	38.96	54	-15.04	-	-	197	237	H
2	* 1.572621	43.16	PK2	27.6	-22.1	48.66	-	-	74	-25.34	79	125	V
	* 1.573883	31.65	MAv1	27.7	-22.1	37.25	54	-16.75	-	-	79	125	V
3	* 4.784962	37.96	PK2	34.1	-27.6	44.46	-	-	74	-29.54	277	123	H
	* 4.786173	26.62	MAv1	34.1	-27.5	33.22	54	-20.78	-	-	277	123	H
4	* 11.490797	35.06	PK2	38	-21.9	51.16	-	-	74	-22.84	207	115	H
	* 11.49303	23.39	MAv1	38	-22	39.39	54	-14.61	-	-	207	115	H
5	* 4.020621	40.3	PK2	33.3	-29	44.6	-	-	74	-29.4	309	166	V
	* 4.019113	28.09	MAv1	33.3	-29.1	32.29	54	-21.71	-	-	309	166	V
6	* 8.30158	36.15	PK2	35.9	-24.3	47.75	-	-	74	-26.25	226	198	V
	* 8.302659	24.5	MAv1	35.9	-24.4	36	54	-18	-	-	226	198	V

* - indicates frequency in CFR47 Pt 15 / IC RSS-Restricted Band
PK2 - KDB558074 Method: Maximum Peak
MAv1 - KDB558074 Option 1 Maximum RMS Average

UL VERIFICATION SERVICES INC.
47173 Benicia Street, Fremont, CA 94538; USA TEL:(510) 319-4000 FAX:(510) 661-0888
This report shall not be reproduced except in full, without the written approval of UL Verification Services Inc.

10.1.8. 802.11ax HE20 SISO MODE

1TX ANT 4 MODE: 26-Tones, RU Index 0

BANDEDGE (LOW CHANNEL, CH 1)

HORIZONTAL RESULT

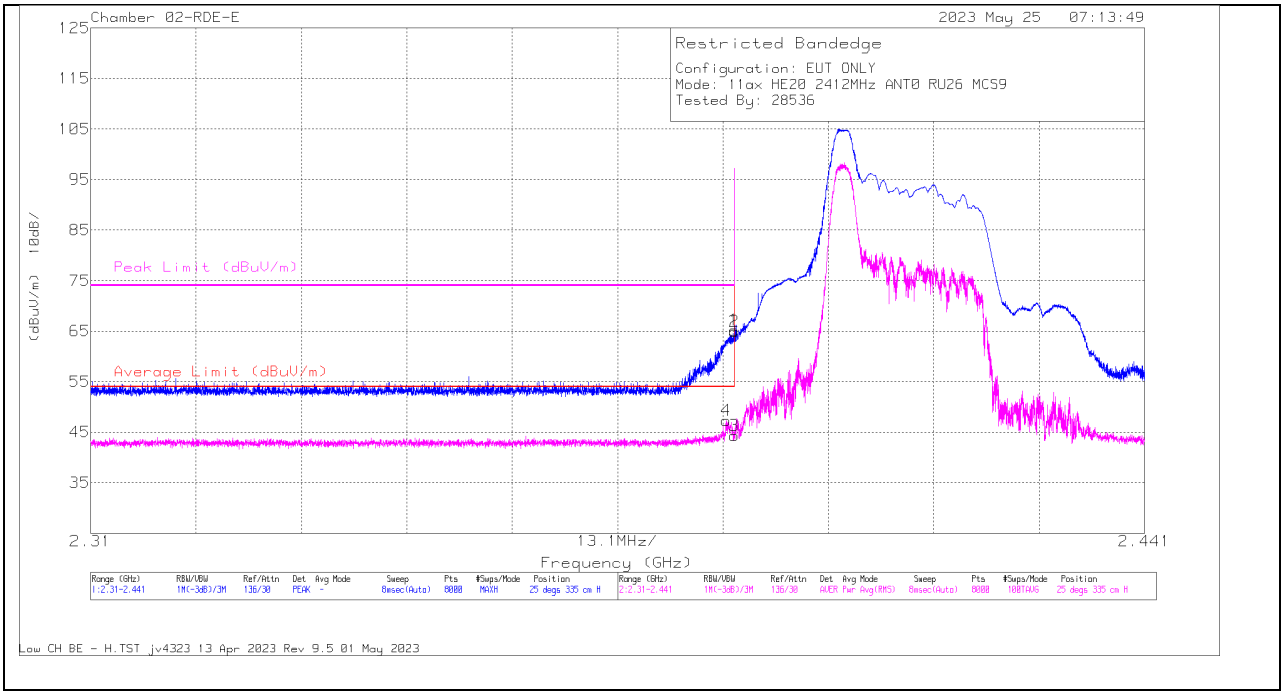

Marker	Frequency (GHz)	Meter Reading (dBuV)	Det	206807 ACF (dB/m)	DCCF (dB)	Gain/Loss (dB)	Corrected Reading (dBuV/m)	Average Limit (dBuV/m)	Margin (dB)	Peak Limit (dBuV/m)	PK Margin (dB)	Azimuth (Degs)	Height (cm)	Polarity
1	* 2.39	72.14	Pk	32.3	0	-39.27	65.17	-	-	74	-8.83	25	335	H
2	* 2.389985	71.95	Pk	32.3	0	-39.27	64.98	-	-	74	-9.02	25	335	H
3	* 2.39	50.8	RMS	32.3	.52	-39.27	44.35	54	-9.65	-	-	25	335	H
4	* 2.389019	53.75	RMS	32.3	.52	-39.28	47.29	54	-6.71	-	-	25	335	H

* - indicates frequency in CFR47 Pt 15 / IC RSS-Restricted Band
Pk - Peak detector
RMS - RMS detection

UL VERIFICATION SERVICES INC.
47173 Benicia Street, Fremont, CA 94538; USA TEL:(510) 319-4000 FAX:(510) 661-0888
This report shall not be reproduced except in full, without the written approval of UL Verification Services Inc.

VERTICAL RESULT

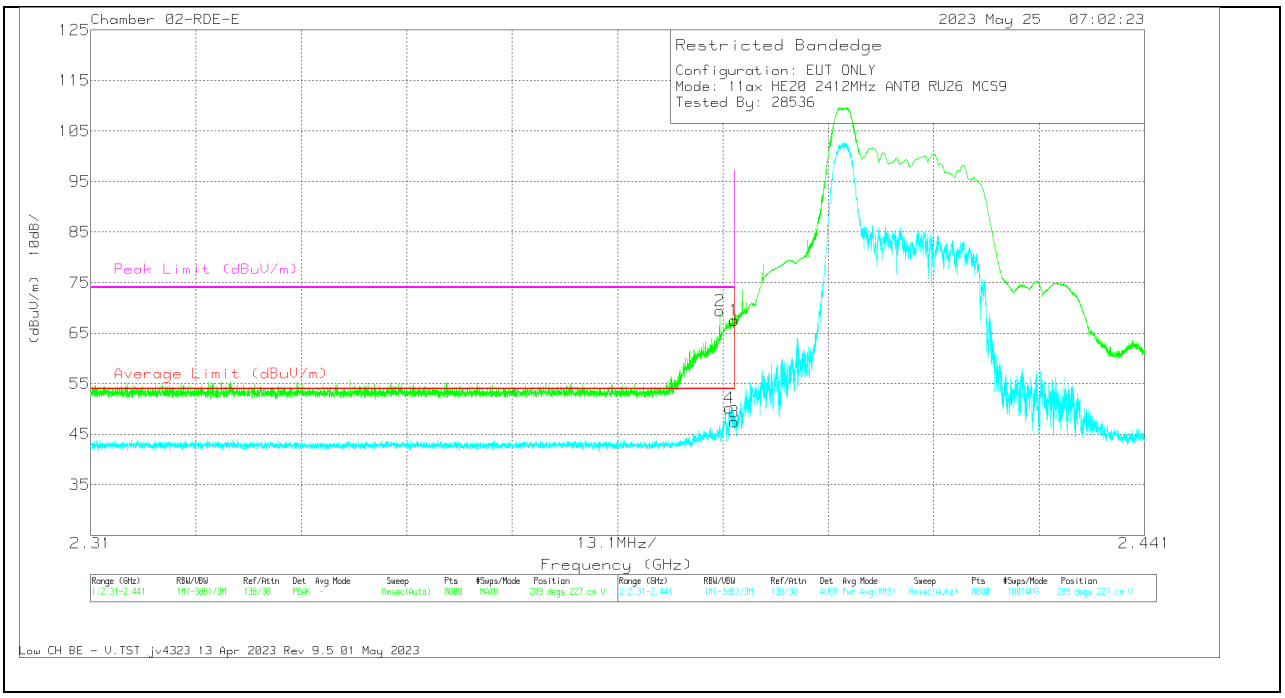

Marker	Frequency (GHz)	Meter Reading (dBuV)	Det	206807 ACF (dB/m)	DCCF (dB)	Gain/Loss (dB)	Corrected Reading (dBuV/m)	Average Limit (dBuV/m)	Margin (dB)	Peak Limit (dBuV/m)	PK Margin (dB)	Azimuth (Degs)	Height (cm)	Polarity
1	* 2.39	74.49	Pk	32.3	0	-39.27	67.52	-	-	74	-6.48	289	227	V
2	* 2.388184	76.34	Pk	32.3	0	-39.28	69.36	-	-	74	-4.64	289	227	V
3	* 2.39	53.89	RMS	32.3	.52	-39.27	47.44	54	-6.56	-	-	289	227	V
4	* 2.389412	56.59	RMS	32.3	.52	-39.28	50.13	54	-3.87	-	-	289	227	V

* - indicates frequency in CFR47 Pt 15 / IC RSS-Restricted Band
Pk - Peak detector
RMS - RMS detection

UL VERIFICATION SERVICES INC.
47173 Benicia Street, Fremont, CA 94538; USA TEL:(510) 319-4000 FAX:(510) 661-0888
This report shall not be reproduced except in full, without the written approval of UL Verification Services Inc.

BANDEDGE (LOW CHANNEL, CH 2)

HORIZONTAL RESULT

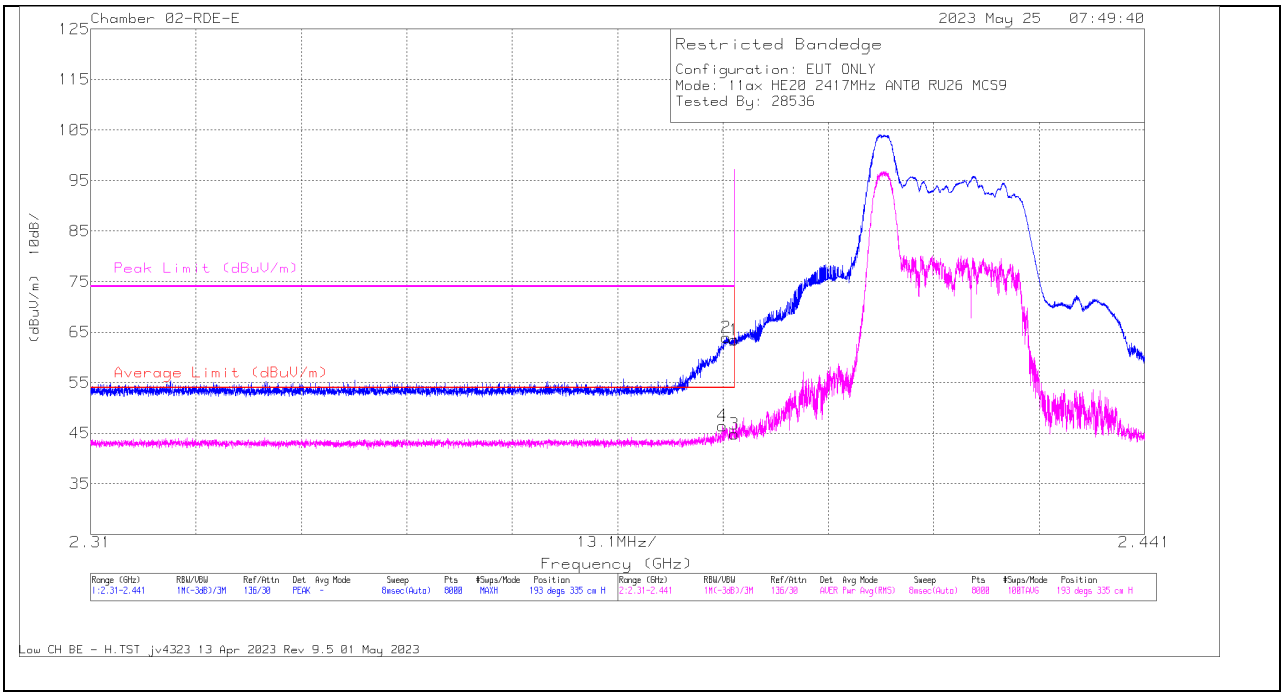

Marker	Frequency (GHz)	Meter Reading (dBuV)	Det	20680 7 ACF (dB/m)	DCCF (dB)	Gain/Loss (dB)	Corrected Reading (dBuV/m)	Average Limit (dBuV/m)	Margin (dB)	Peak Limit (dBuV/m)	PK Margin (dB)	Azimuth (Degs)	Height (cm)	Polarity
1	* 2.39	70.47	Pk	32.3	0	-39.27	63.5	-	-	74	-10.5	193	335	H
2	* 2.389035	70.9	Pk	32.3	0	-39.28	63.92	-	-	74	-10.08	193	335	H
3	* 2.39	51.24	RMS	32.3	.52	-39.27	44.79	54	-9.21	-	-	193	335	H
4	* 2.388544	52.95	RMS	32.3	.52	-39.28	46.49	54	-7.51	-	-	193	335	H

* - indicates frequency in CFR47 Pt 15 / IC RSS-Restricted Band
Pk - Peak detector
RMS - RMS detection

UL VERIFICATION SERVICES INC.
47173 Benicia Street, Fremont, CA 94538; USA TEL:(510) 319-4000 FAX:(510) 661-0888
This report shall not be reproduced except in full, without the written approval of UL Verification Services Inc.

VERTICAL RESULT

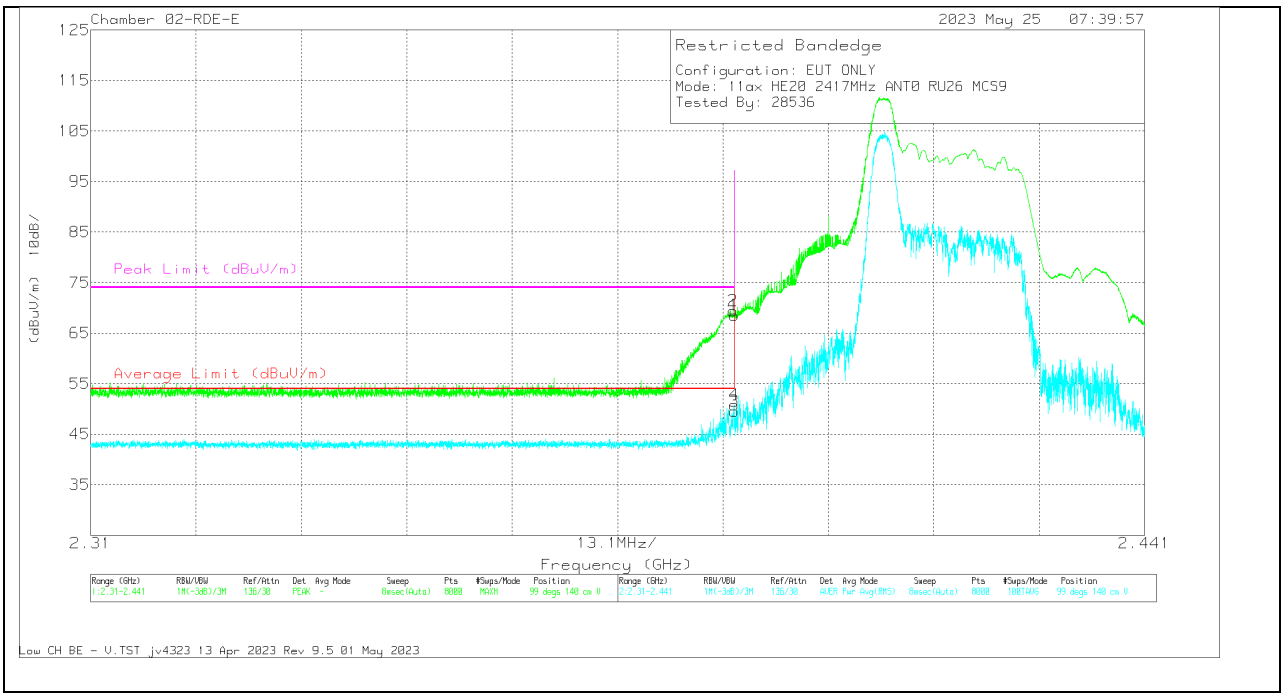

Marker	Frequency (GHz)	Meter Reading (dBuV)	Det	206807 ACF (dB/m)	DCCF (dB)	Gain/Loss (dB)	Corrected Reading (dBuV/m)	Average Limit (dBuV/m)	Margin (dB)	Peak Limit (dBuV/m)	PK Margin (dB)	Azimuth (Degs)	Height (cm)	Polarity
1	* 2.39	75.54	Pk	32.3	0	-39.27	68.57	-	-	74	-5.43	99	140	V
2	* 2.389838	76.39	Pk	32.3	0	-39.27	69.42	-	-	74	-4.58	99	140	V
3	* 2.39	55.99	RMS	32.3	.52	-39.27	49.54	54	-4.46	-	-	99	140	V
4	* 2.389985	57.19	RMS	32.3	.52	-39.27	50.74	54	-3.26	-	-	99	140	V

* - indicates frequency in CFR47 Pt 15 / IC RSS-Restricted Band
Pk - Peak detector
RMS - RMS detection

UL VERIFICATION SERVICES INC.
47173 Benicia Street, Fremont, CA 94538; USA TEL:(510) 319-4000 FAX:(510) 661-0888
This report shall not be reproduced except in full, without the written approval of UL Verification Services Inc.

BANDEDGE (LOW CHANNEL, CH 3)

HORIZONTAL RESULT

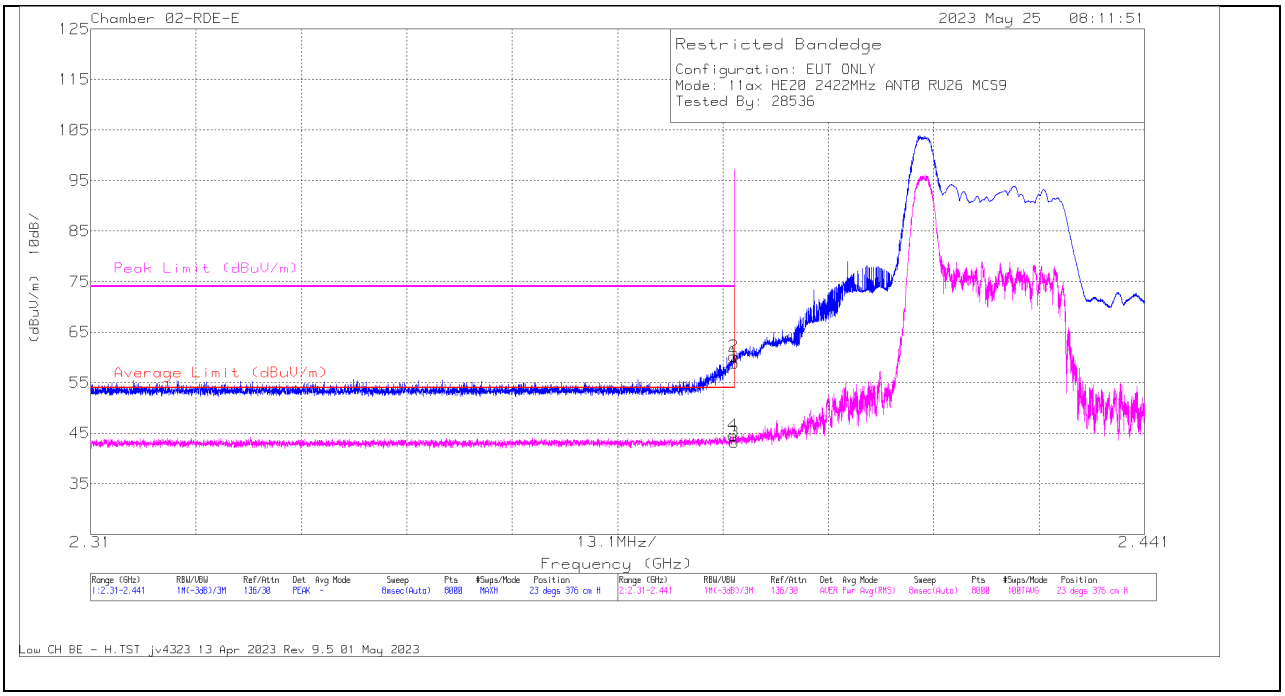

Marker	Frequency (GHz)	Meter Reading (dBuV)	Det	20680 7 ACF (dB/m)	DCCF (dB)	Gain/Loss (dB)	Corrected Reading (dBuV/m)	Average Limit (dBuV/m)	Margin (dB)	Peak Limit (dBuV/m)	PK Margin (dB)	Azimuth (Degs)	Height (cm)	Polarity
1	* 2.39	65.88	Pk	32.3	0	-39.27	58.91	-	-	74	-15.09	23	376	H
2	* 2.389903	67.18	Pk	32.3	0	-39.27	60.21	-	-	74	-13.79	23	376	H
3	* 2.39	49.68	RMS	32.3	.52	-39.27	43.23	54	-10.77	-	-	23	376	H
4	* 2.389871	51	RMS	32.3	.52	-39.27	44.55	54	-9.45	-	-	23	376	H

* - indicates frequency in CFR47 Pt 15 / IC RSS-Restricted Band
Pk - Peak detector
RMS - RMS detection

UL VERIFICATION SERVICES INC.
47173 Benicia Street, Fremont, CA 94538; USA TEL:(510) 319-4000 FAX:(510) 661-0888
This report shall not be reproduced except in full, without the written approval of UL Verification Services Inc.

VERTICAL RESULT

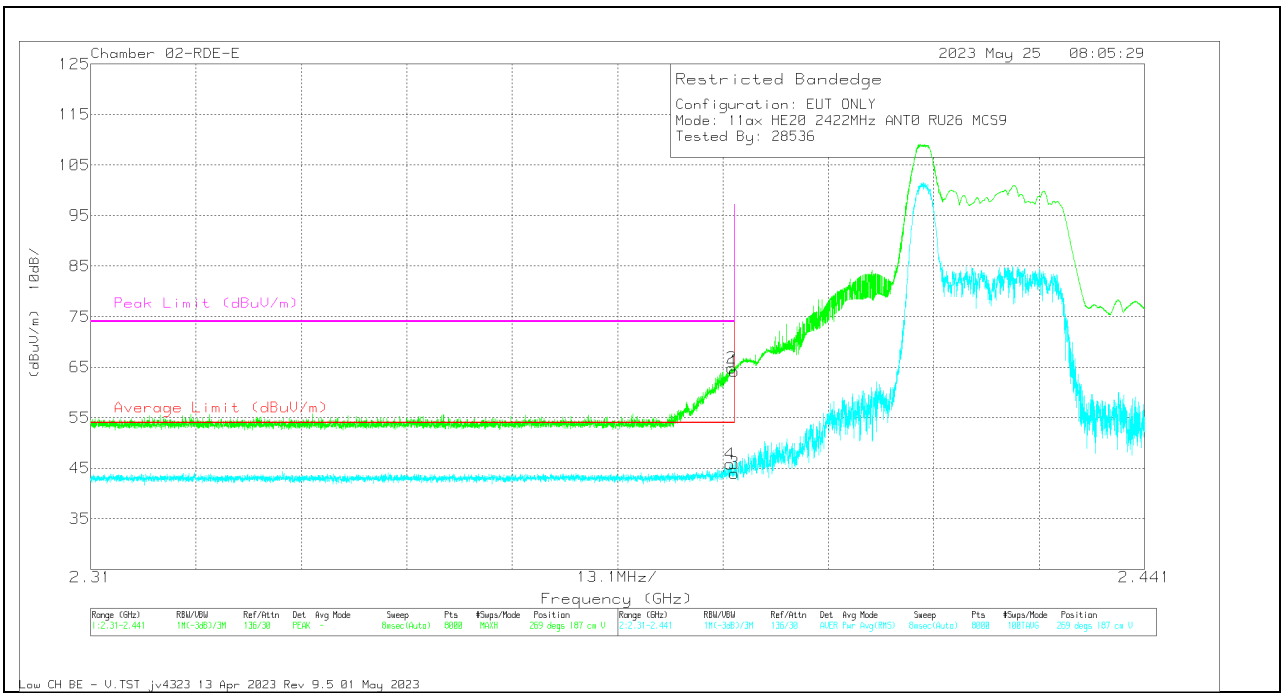

Marker	Frequency (GHz)	Meter Reading (dBuV)	Det	20680 7 ACF (dB/m)	DCCF (dB)	Gain/Loss (dB)	Corrected Reading (dBuV/m)	Average Limit (dBuV/m)	Margin (dB)	Peak Limit (dBuV/m)	PK Margin (dB)	Azimuth (Degs)	Height (cm)	Polarity
1	* 2.39	71.23	Pk	32.3	0	-39.27	64.26	-	-	74	-9.74	269	187	V
2	* 2.389707	71.74	Pk	32.3	0	-39.27	64.77	-	-	74	-9.23	269	187	V
3	* 2.39	50.46	RMS	32.3	.52	-39.27	44.01	54	-9.99	-	-	269	187	V
4	* 2.389461	52.29	RMS	32.3	.52	-39.28	45.83	54	-8.17	-	-	269	187	V

* - indicates frequency in CFR47 Pt 15 / IC RSS-Restricted Band
Pk - Peak detector
RMS - RMS detection

UL VERIFICATION SERVICES INC.
47173 Benicia Street, Fremont, CA 94538; USA TEL:(510) 319-4000 FAX:(510) 661-0888
This report shall not be reproduced except in full, without the written approval of UL Verification Services Inc.