BANDEDGE (HIGH CHANNEL, CH 9)

HORIZONTAL RESULT

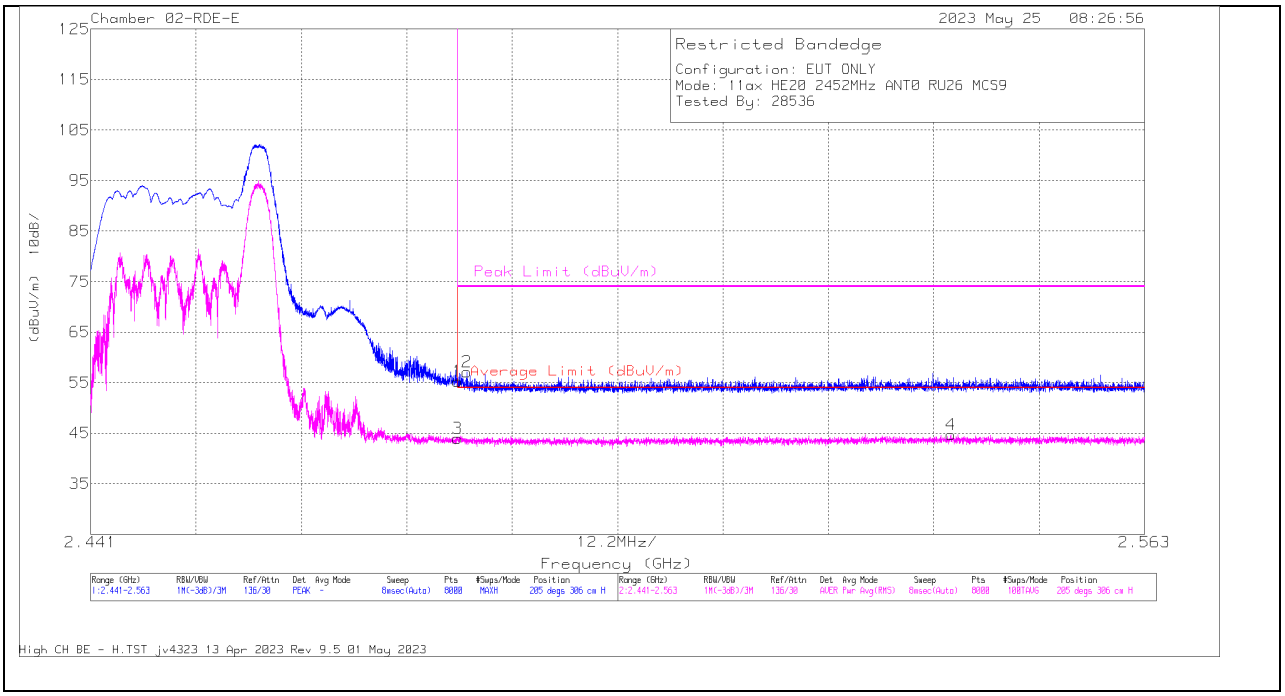

Marker	Frequency (GHz)	Meter Reading (dBuV)	Det	206807 ACF (dB/m)	DCCF (dB)	Gain/Loss (dB)	Corrected Reading (dBuV/m)	Average Limit (dBuV/m)	Margin (dB)	Peak Limit (dBuV/m)	PK Margin (dB)	Azimuth (Degs)	Height (cm)	Polarity
1	* 2.4835	62.14	Pk	32.3	0	-39.16	55.28	-	-	74	-18.72	205	306	H
2	* 2.48459	63.98	Pk	32.3	0	-39.14	57.14	-	-	74	-16.86	205	306	H
3	* 2.4835	50.34	RMS	32.3	.52	-39.16	44.00	54	-10.00	-	-	205	306	H
4	2.540596	50.73	RMS	32.5	.52	-39.02	44.73	54	-9.27	-	-	205	306	H

* - indicates frequency in CFR47 Pt 15 / IC RSS-Restricted Band
Pk - Peak detector
RMS - RMS detection

UL VERIFICATION SERVICES INC.
47173 Benicia Street, Fremont, CA 94538; USA TEL:(510) 319-4000 FAX:(510) 661-0888
This report shall not be reproduced except in full, without the written approval of UL Verification Services Inc.

VERTICAL RESULT

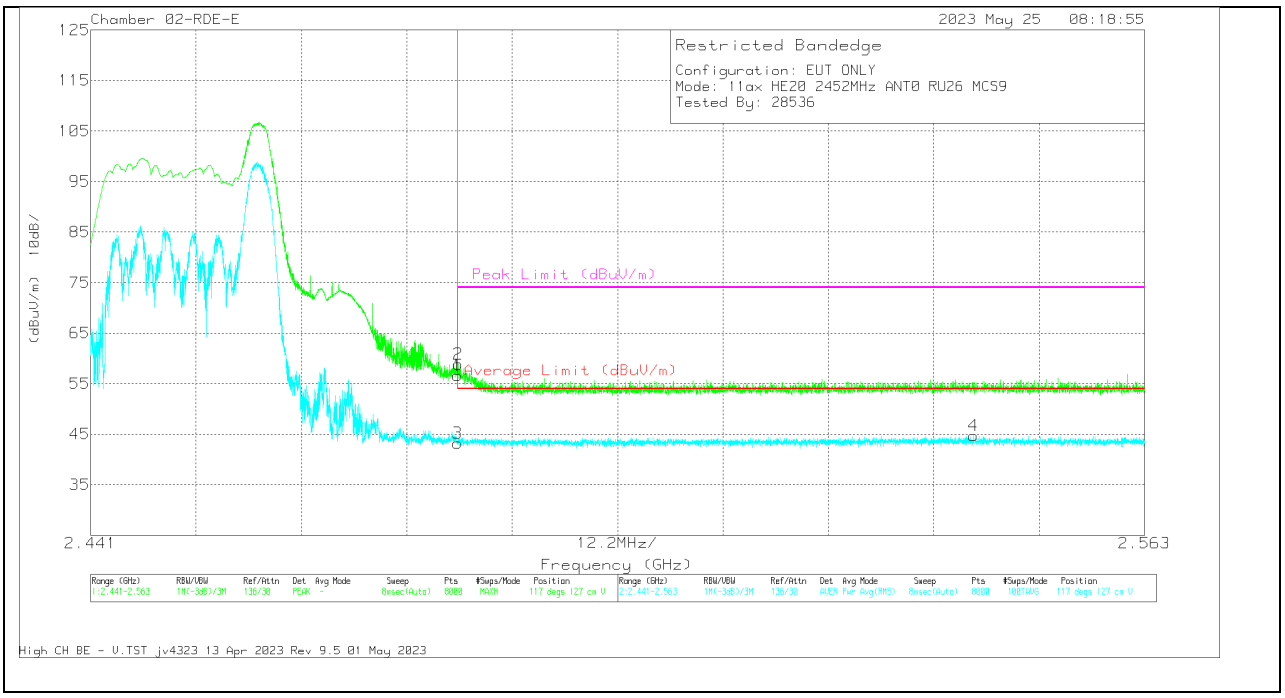

Marker	Frequency (GHz)	Meter Reading (dBuV)	Det	206807 ACF (dB/m)	DCCF (dB)	Gain/Loss (dB)	Corrected Reading (dBuV/m)	Average Limit (dBuV/m)	Margin (dB)	Peak Limit (dBuV/m)	PK Margin (dB)	Azimuth (Degs)	Height (cm)	Polarity
1	* 2.4835	63.51	Pk	32.3	0	-39.16	56.65	-	-	74	-17.35	117	127	V
2	* 2.483523	65.7	Pk	32.3	0	-39.15	58.85	-	-	74	-15.15	117	127	V
3	* 2.4835	49.51	RMS	32.3	.52	-39.16	43.17	54	-10.83	-	-	117	127	V
4	2.543188	50.69	RMS	32.5	.52	-39.01	44.70	54	-9.30	-	-	117	127	V

* - indicates frequency in CFR47 Pt 15 / IC RSS-Restricted Band
Pk - Peak detector
RMS - RMS detection

UL VERIFICATION SERVICES INC.
47173 Benicia Street, Fremont, CA 94538; USA TEL:(510) 319-4000 FAX:(510) 661-0888
This report shall not be reproduced except in full, without the written approval of UL Verification Services Inc.

BANDEDGE (HIGH CHANNEL, CH 10)

HORIZONTAL RESULT

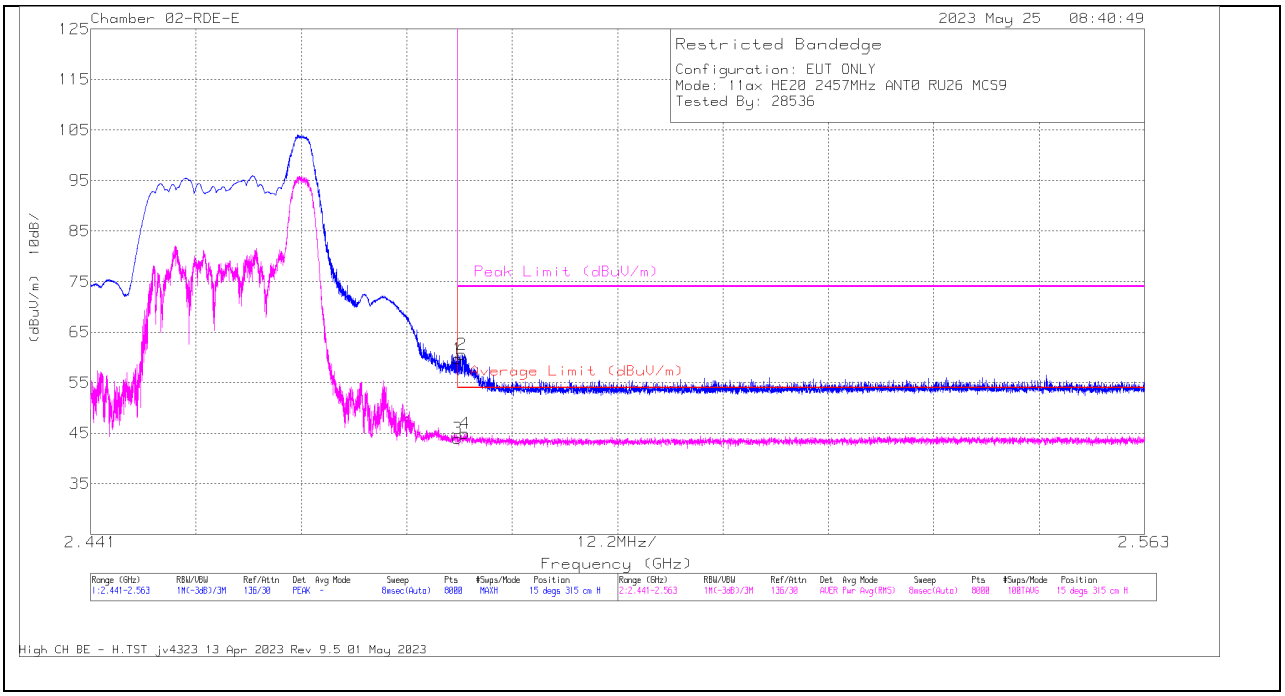

Marker	Frequency (GHz)	Meter Reading (dBuV)	Det	206807 ACF (dB/m)	DCCF (dB)	Gain/Loss (dB)	Corrected Reading (dBuV/m)	Average Limit (dBuV/m)	Margin (dB)	Peak Limit (dBuV/m)	PK Margin (dB)	Azimuth (Degs)	Height (cm)	Polarity
1	* 2.4835	66.61	Pk	32.3	0	-39.16	59.75	-	-	74	-14.25	15	315	H
2	* 2.483995	67.5	Pk	32.3	0	-39.15	60.65	-	-	74	-13.35	15	315	H
3	* 2.4835	50.28	RMS	32.3	.52	-39.16	43.94	54	-10.06	-	-	15	315	H
4	* 2.484316	51.22	RMS	32.3	.52	-39.14	44.90	54	-9.10	-	-	15	315	H

* - indicates frequency in CFR47 Pt 15 / IC RSS-Restricted Band
Pk - Peak detector
RMS - RMS detection

UL VERIFICATION SERVICES INC.
47173 Benicia Street, Fremont, CA 94538; USA TEL:(510) 319-4000 FAX:(510) 661-0888
This report shall not be reproduced except in full, without the written approval of UL Verification Services Inc.

VERTICAL RESULT

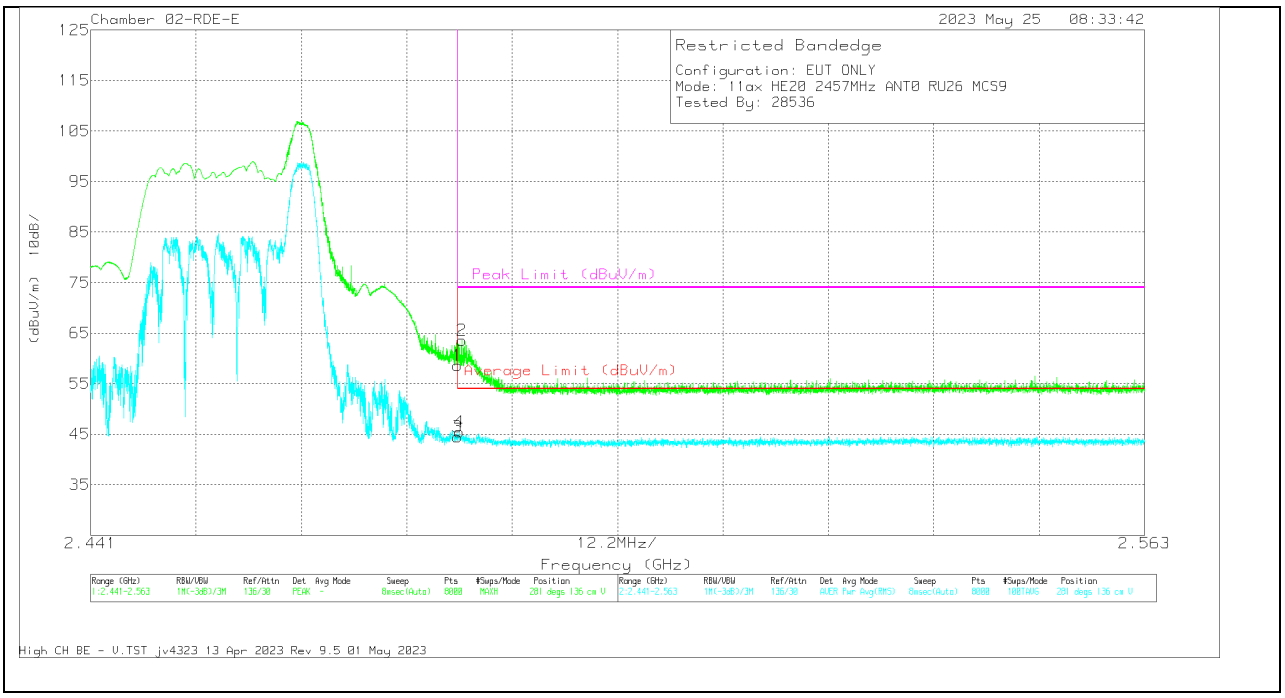

Marker	Frequency (GHz)	Meter Reading (dBuV)	Det	20680 7 ACF (dB/m)	DCCF (dB)	Gain/Loss (dB)	Corrected Reading (dBuV/m)	Average Limit (dBuV/m)	Margin (dB)	Peak Limit (dBuV/m)	PK Margin (dB)	Azimuth (Degs)	Height (cm)	Polarity
1	* 2.4835	65.51	Pk	32.3	0	-39.16	58.65	-	-	74	-15.35	281	136	V
2	* 2.483965	70.4	Pk	32.3	0	-39.15	63.55	-	-	74	-10.45	281	136	V
3	* 2.4835	50.78	RMS	32.3	.52	-39.16	44.44	54	-9.56	-	-	281	136	V
4	* 2.48369	51.79	RMS	32.3	.52	-39.15	45.46	54	-8.54	-	-	281	136	V

* - indicates frequency in CFR47 Pt 15 / IC RSS-Restricted Band
Pk - Peak detector
RMS - RMS detection

UL VERIFICATION SERVICES INC.
47173 Benicia Street, Fremont, CA 94538; USA TEL:(510) 319-4000 FAX:(510) 661-0888
This report shall not be reproduced except in full, without the written approval of UL Verification Services Inc.

BANDEDGE (HIGH CHANNEL, CH 11)

HORIZONTAL RESULT

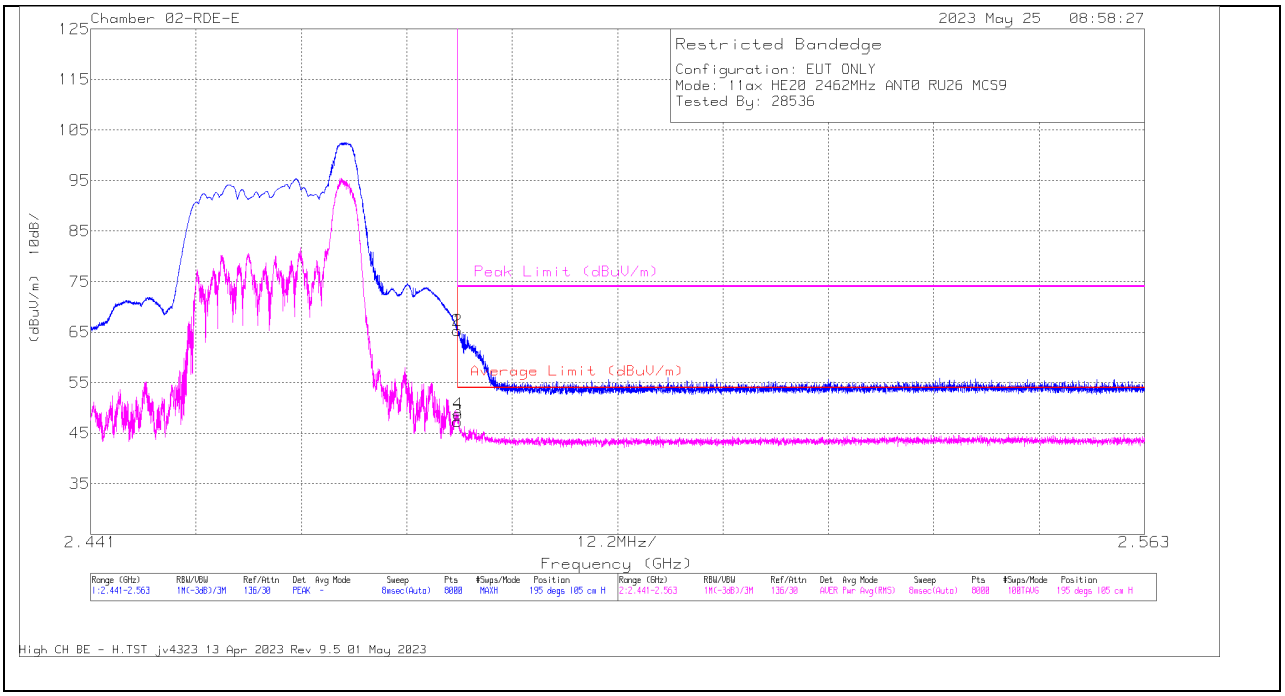

Marker	Frequency (GHz)	Meter Reading (dBuV)	Det	206807 ACF (dB/m)	DCCF (dB)	Gain/Loss (dB)	Corrected Reading (dBuV/m)	Average Limit (dBuV/m)	Margin (dB)	Peak Limit (dBuV/m)	PK Margin (dB)	Azimuth (Degs)	Height (cm)	Polarity
1	* 2.4835	72.2	Pk	32.3	0	-39.16	65.34	-	-	74	-8.66	195	105	H
2	* 2.483507	72.18	Pk	32.3	0	-39.15	65.33	-	-	74	-8.67	195	105	H
3	* 2.4835	53.7	RMS	32.3	.52	-39.16	47.36	54	-6.64	-	-	195	105	H
4	* 2.483523	55.09	RMS	32.3	.52	-39.15	48.76	54	-5.24	-	-	195	105	H

* - indicates frequency in CFR47 Pt 15 / IC RSS-Restricted Band
Pk - Peak detector
RMS - RMS detection

UL VERIFICATION SERVICES INC.
47173 Benicia Street, Fremont, CA 94538; USA TEL:(510) 319-4000 FAX:(510) 661-0888
This report shall not be reproduced except in full, without the written approval of UL Verification Services Inc.

VERTICAL RESULT

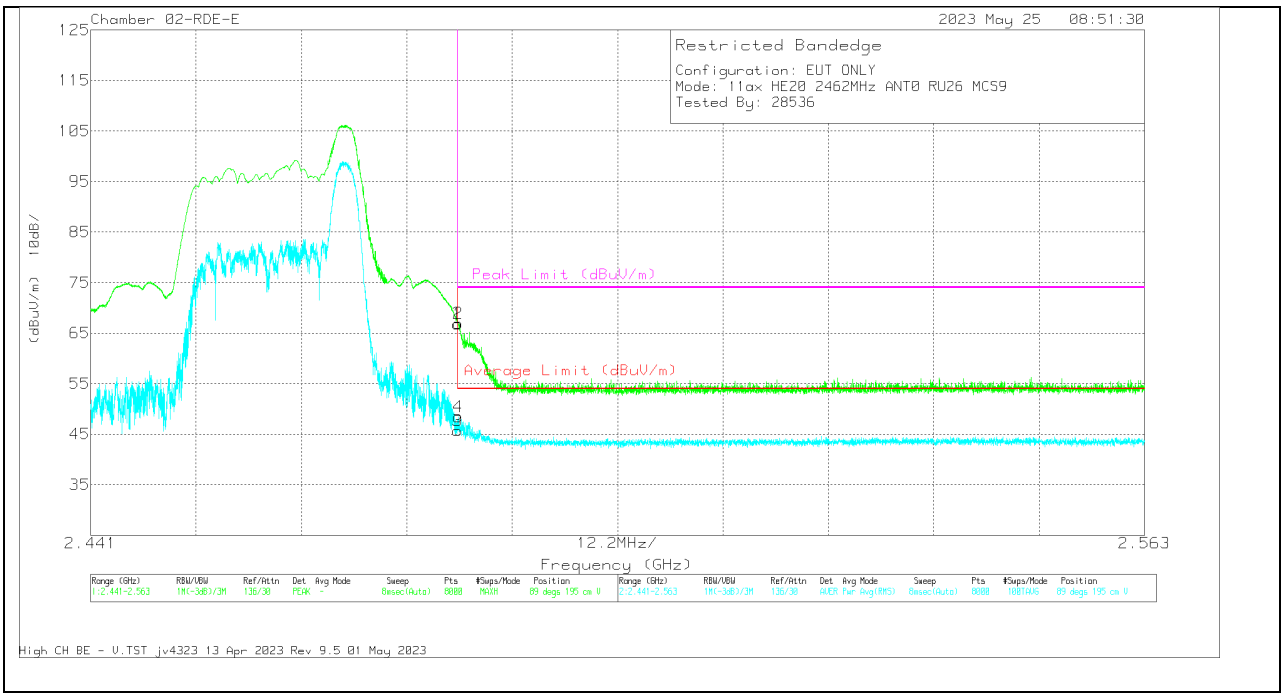

Marker	Frequency (GHz)	Meter Reading (dBuV)	Det	20680 7 ACF (dB/m)	DCCF (dB)	Gain/Loss (dB)	Corrected Reading (dBuV/m)	Average Limit (dBuV/m)	Margin (dB)	Peak Limit (dBuV/m)	PK Margin (dB)	Azimuth (Degs)	Height (cm)	Polarity
1	* 2.4835	73.67	Pk	32.3	0	-39.16	66.81	-	-	74	-7.19	89	195	V
2	* 2.483538	73.78	Pk	32.3	0	-39.15	66.93	-	-	74	-7.07	89	195	V
3	* 2.4835	52.05	RMS	32.3	.52	-39.16	45.71	54	-8.29	-	-	89	195	V
4	* 2.483523	54.79	RMS	32.3	.52	-39.15	48.46	54	-5.54	-	-	89	195	V

* - indicates frequency in CFR47 Pt 15 / IC RSS-Restricted Band
Pk - Peak detector
RMS - RMS detection

UL VERIFICATION SERVICES INC.
47173 Benicia Street, Fremont, CA 94538; USA TEL:(510) 319-4000 FAX:(510) 661-0888
This report shall not be reproduced except in full, without the written approval of UL Verification Services Inc.

BANDEDGE (HIGH CHANNEL, CH 12)

HORIZONTAL RESULT

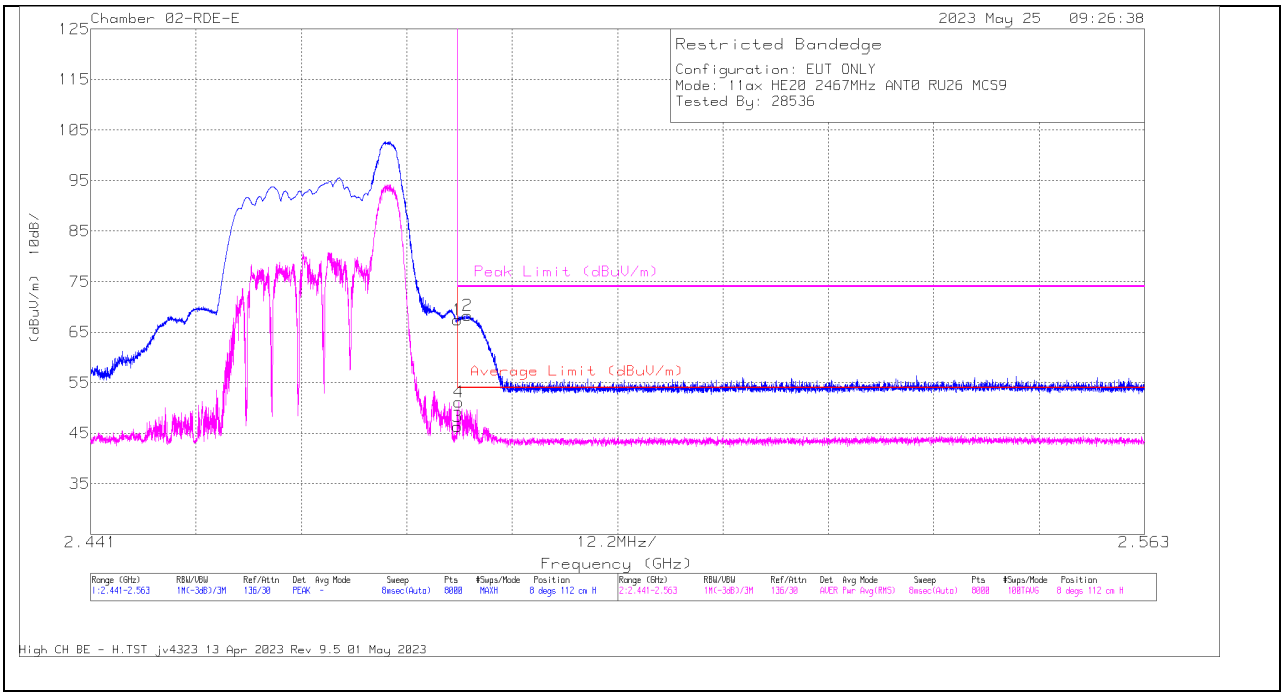

Marker	Frequency (GHz)	Meter Reading (dBuV)	Det	206807 ACF (dB/m)	DCCF (dB)	Gain/Loss (dB)	Corrected Reading (dBuV/m)	Average Limit (dBuV/m)	Margin (dB)	Peak Limit (dBuV/m)	PK Margin (dB)	Azimuth (Degs)	Height (cm)	Polarity
1	* 2.4835	74.34	Pk	32.3	0	-39.16	67.48	-	-	74	-6.52	8	112	H
2	* 2.484621	75.11	Pk	32.3	0	-39.14	68.27	-	-	74	-5.73	8	112	H
3	* 2.4835	52.6	RMS	32.3	.52	-39.16	46.26	54	-7.74	-	-	8	112	H
4	* 2.483599	57.51	RMS	32.3	.52	-39.15	51.18	54	-2.82	-	-	8	112	H

* - indicates frequency in CFR47 Pt 15 / IC RSS-Restricted Band
Pk - Peak detector
RMS - RMS detection

UL VERIFICATION SERVICES INC.
47173 Benicia Street, Fremont, CA 94538; USA TEL:(510) 319-4000 FAX:(510) 661-0888
This report shall not be reproduced except in full, without the written approval of UL Verification Services Inc.

VERTICAL RESULT

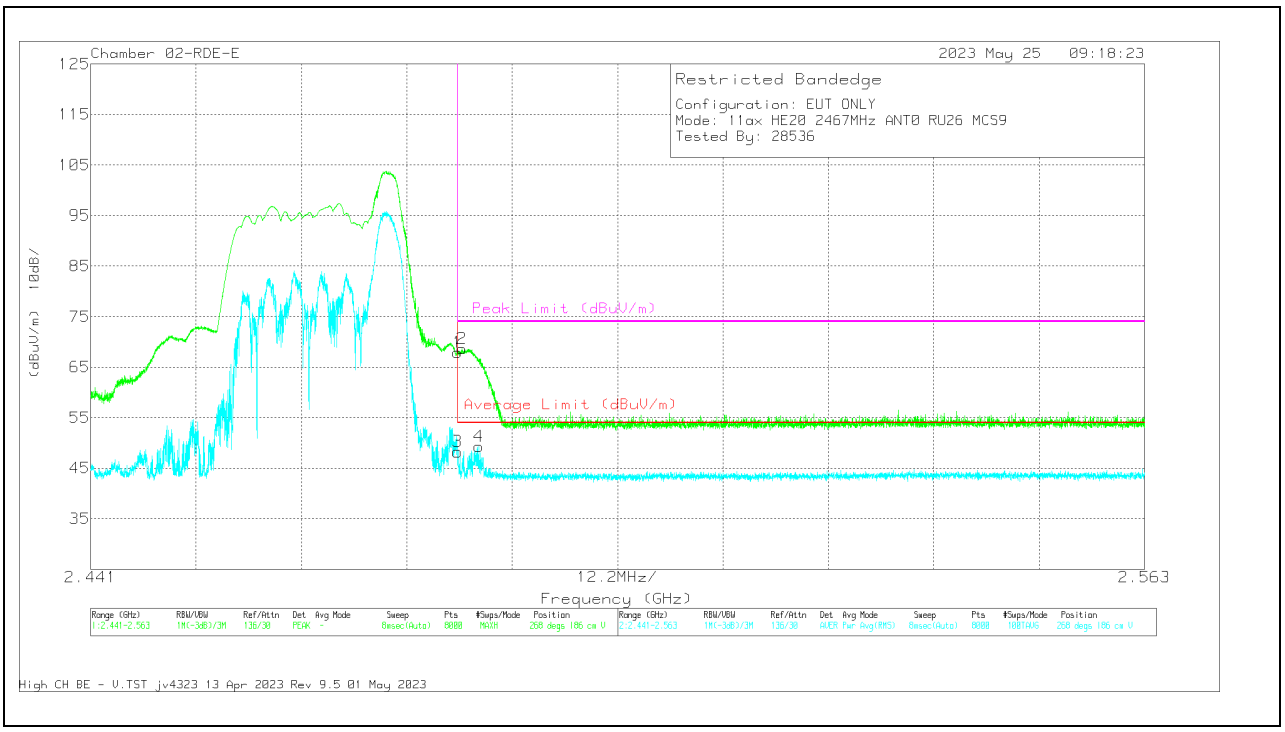

Marker	Frequency (GHz)	Meter Reading (dBuV)	Det	20680 7 ACF (dB/m)	DCCF (dB)	Gain/Loss (dB)	Corrected Reading (dBuV/m)	Average Limit (dBuV/m)	Margin (dB)	Peak Limit (dBuV/m)	PK Margin (dB)	Azimuth (Degs)	Height (cm)	Polarity
1	* 2.4835	74.81	Pk	32.3	0	-39.16	67.95	-	-	74	-6.05	268	186	V
2	* 2.484011	75.47	Pk	32.3	0	-39.15	68.62	-	-	74	-5.38	268	186	V
3	* 2.4835	54.58	RMS	32.3	.52	-39.16	48.24	54	-5.76	-	-	268	186	V
4	* 2.485917	55.58	RMS	32.3	.52	-39.12	49.28	54	-4.72	-	-	268	186	V

* - indicates frequency in CFR47 Pt 15 / IC RSS-Restricted Band
Pk - Peak detector
RMS - RMS detection

UL VERIFICATION SERVICES INC.
47173 Benicia Street, Fremont, CA 94538; USA TEL:(510) 319-4000 FAX:(510) 661-0888
This report shall not be reproduced except in full, without the written approval of UL Verification Services Inc.

BANDEDGE (HIGH CHANNEL, CH 13)

HORIZONTAL RESULT

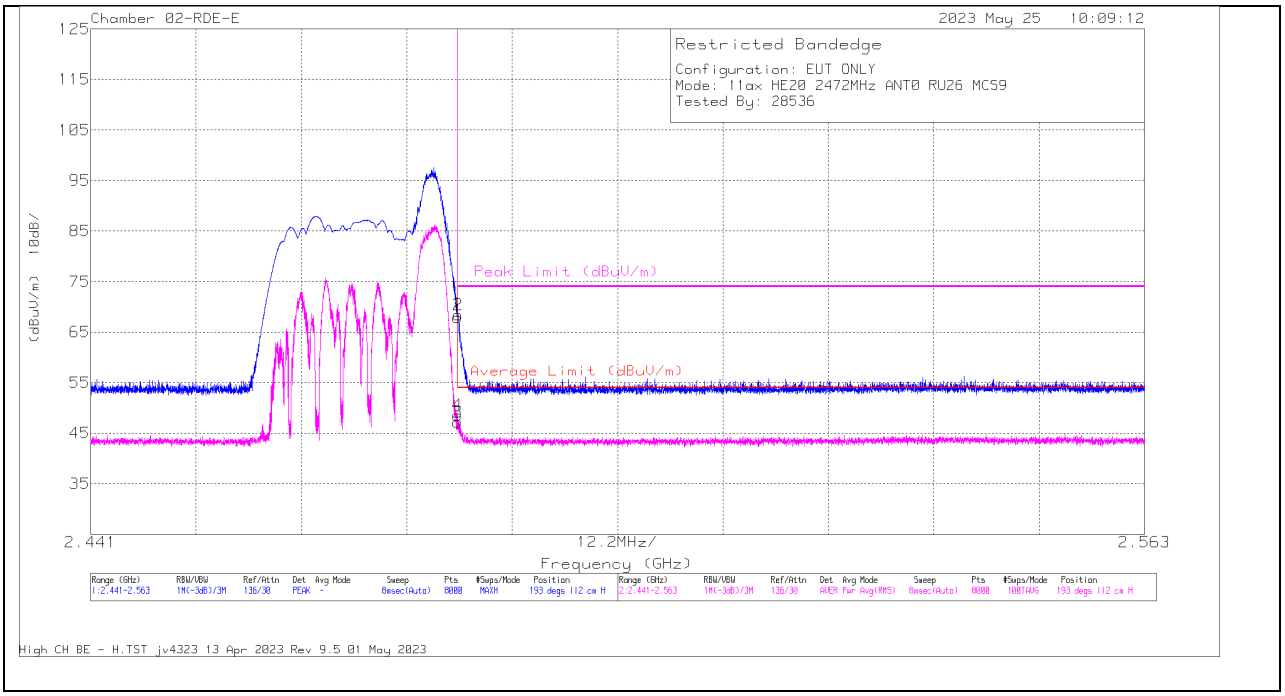

Marker	Frequency (GHz)	Meter Reading (dBuV)	Det	206807 ACF (dB/m)	DCCF (dB)	Gain/Loss (dB)	Corrected Reading (dBuV/m)	Average Limit (dBuV/m)	Margin (dB)	Peak Limit (dBuV/m)	PK Margin (dB)	Azimuth (Degs)	Height (cm)	Polarity
1	* 2.4835	74.83	Pk	32.3	0	-39.16	67.97	-	-	74	-6.03	193	112	H
2	* 2.483523	75.27	Pk	32.3	0	-39.15	68.42	-	-	74	-5.58	193	112	H
3	* 2.4835	53.48	RMS	32.3	.52	-39.16	47.14	54	-6.86	-	-	193	112	H
4	* 2.483507	54.83	RMS	32.3	.52	-39.15	48.50	54	-5.50	-	-	193	112	H

* - indicates frequency in CFR47 Pt 15 / IC RSS-Restricted Band
Pk - Peak detector
RMS - RMS detection

UL VERIFICATION SERVICES INC.
47173 Benicia Street, Fremont, CA 94538; USA TEL:(510) 319-4000 FAX:(510) 661-0888
This report shall not be reproduced except in full, without the written approval of UL Verification Services Inc.

VERTICAL RESULT

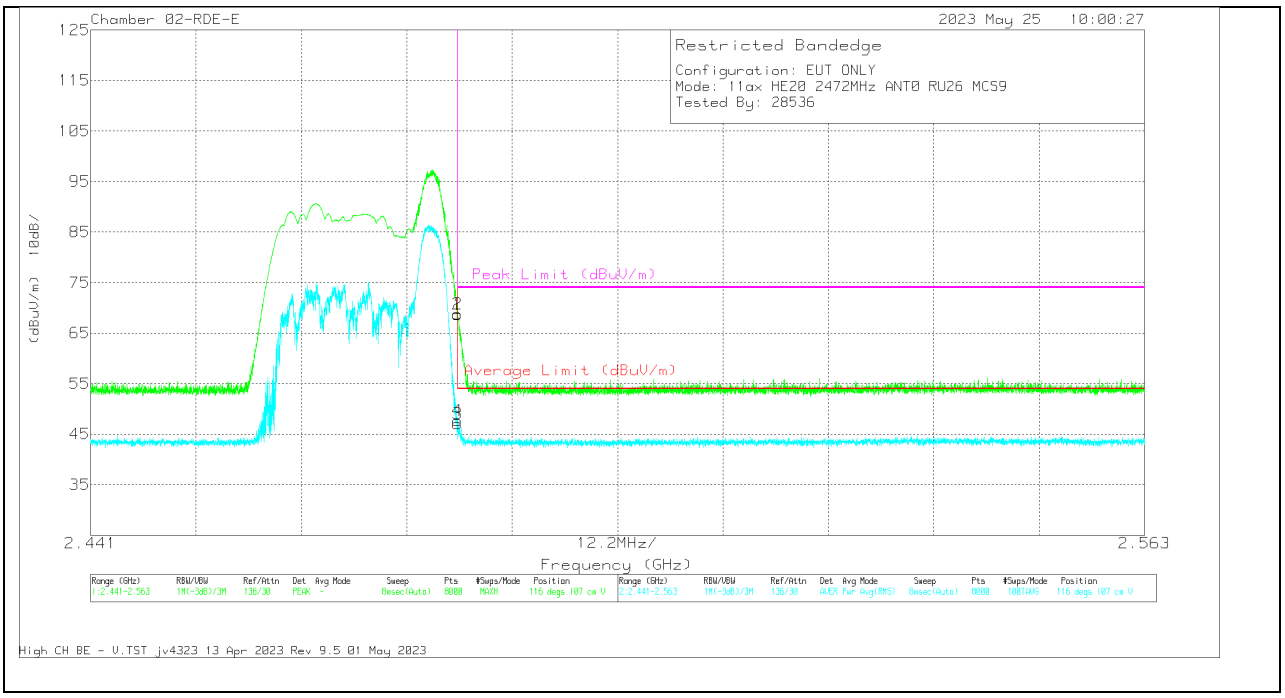

Marker	Frequency (GHz)	Meter Reading (dBuV)	Det	206807 ACF (dB/m)	DCCF (dB)	Gain/Loss (dB)	Corrected Reading (dBuV/m)	Average Limit (dBuV/m)	Margin (dB)	Peak Limit (dBuV/m)	PK Margin (dB)	Azimuth (Degs)	Height (cm)	Polarity
1	* 2.4835	75.55	Pk	32.3	0	-39.16	68.69	-	-	74	-5.31	116	107	V
2	* 2.483507	75.59	Pk	32.3	0	-39.15	68.74	-	-	74	-5.26	116	107	V
3	* 2.4835	53.43	RMS	32.3	.52	-39.16	47.09	54	-6.91	-	-	116	107	V
4	* 2.483507	54.02	RMS	32.3	.52	-39.15	47.69	54	-6.31	-	-	116	107	V

* - indicates frequency in CFR47 Pt 15 / IC RSS-Restricted Band
Pk - Peak detector
RMS - RMS detection

UL VERIFICATION SERVICES INC.
47173 Benicia Street, Fremont, CA 94538; USA TEL:(510) 319-4000 FAX:(510) 661-0888
This report shall not be reproduced except in full, without the written approval of UL Verification Services Inc.

1TX ANT 4 MODE: SU

BANDEDGE (LOW CHANNEL, CH 1)

HORIZONTAL RESULT

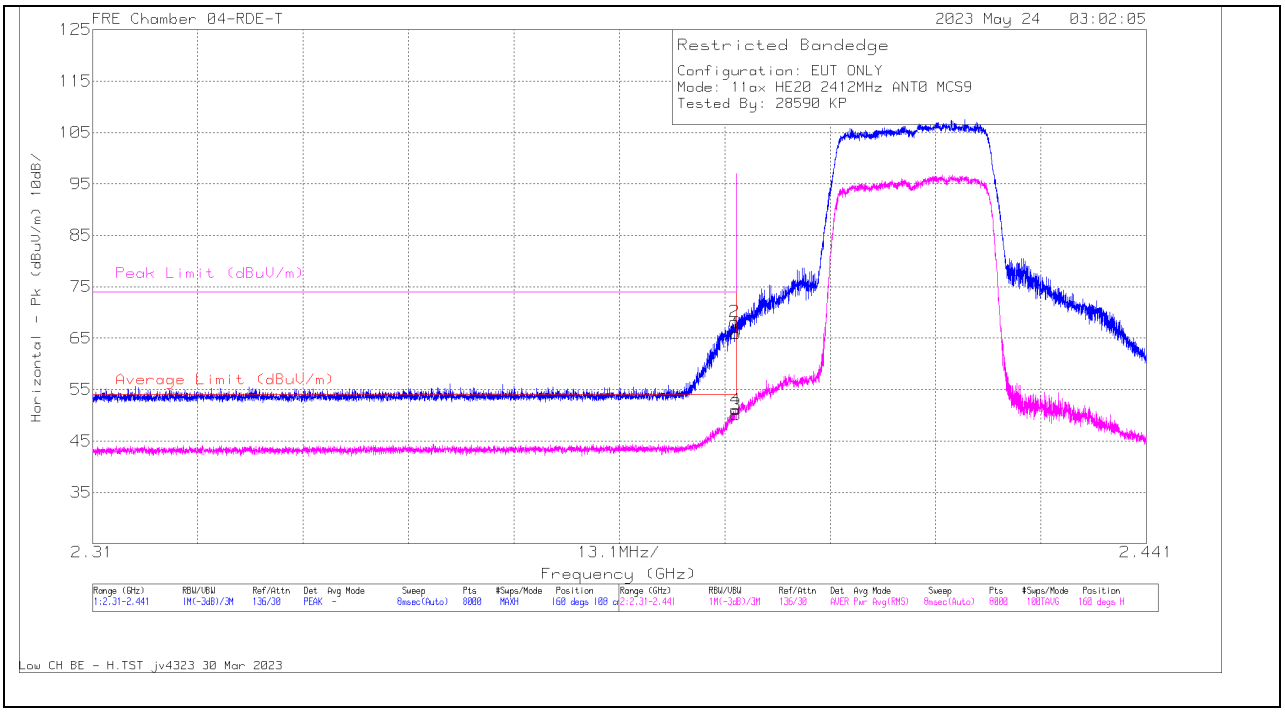

Marker	Frequency (GHz)	Meter Reading (dBuV)	Det	226673 ACF (dB) 3mH	DCCF (dB)	Gain/Loss (dB)	Corrected Reading (dBuV/m)	Average Limit (dBuV/m)	Margin (dB)	Peak Limit (dBuV/m)	PK Margin (dB)	Azimuth (Degs)	Height (cm)	Polarity
1	* 2.39	71.69	Pk	32.1	0	-37.89	65.9	-	-	74	-8.1	160	108	H
2	* 2.389838	73.96	Pk	32.1	0	-37.89	68.17	-	-	74	-5.83	160	108	H
3	* 2.39	55.38	RMS	32.1	.54	-37.89	50.13	54	-3.87	-	-	160	108	H
4	* 2.389969	56.33	RMS	32.1	.54	-37.89	51.08	54	-2.92	-	-	160	108	H

* - indicates frequency in CFR47 Pt 15 / IC RSS-Restricted Band
Pk - Peak detector
RMS - RMS detection

UL VERIFICATION SERVICES INC.
47173 Benicia Street, Fremont, CA 94538; USA TEL:(510) 319-4000 FAX:(510) 661-0888
This report shall not be reproduced except in full, without the written approval of UL Verification Services Inc.

VERTICAL RESULT

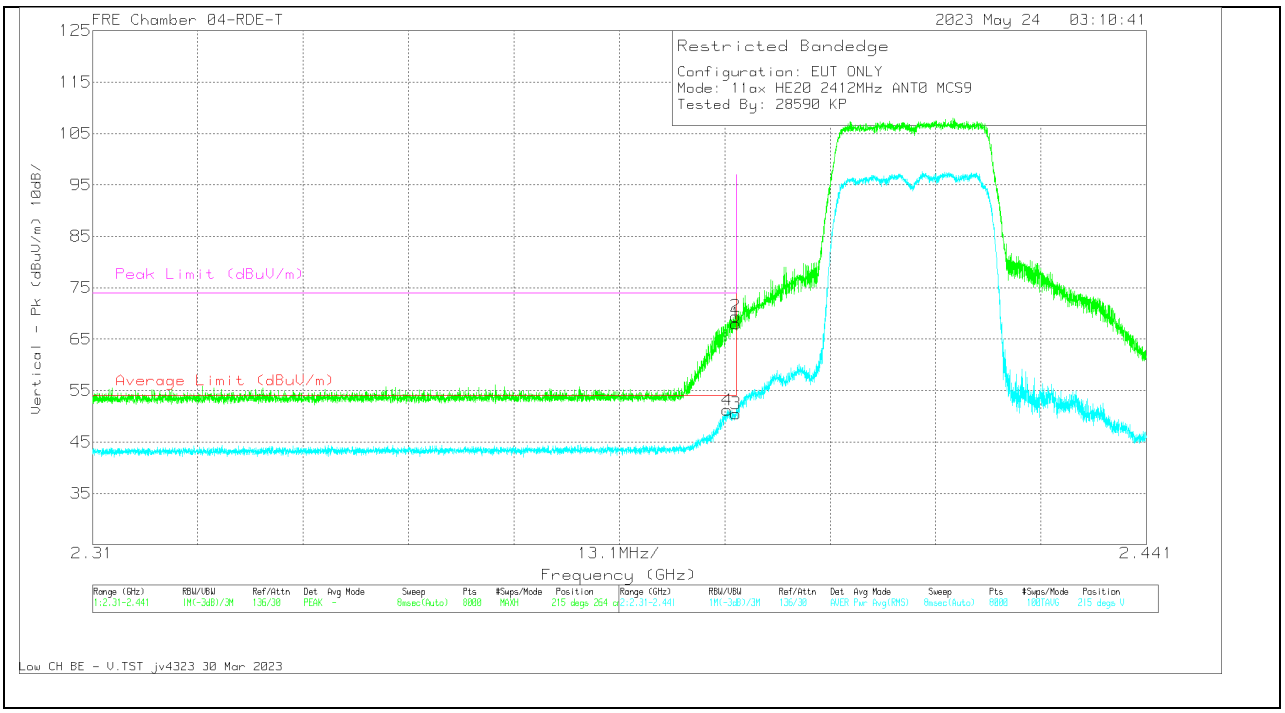

Marker	Frequency (GHz)	Meter Reading (dBuV)	Det	22667 3 ACF (dB) 3mH	DCCF (dB)	Gain/Loss (dB)	Corrected Reading (dBuV/m)	Average Limit (dBuV/m)	Margin (dB)	Peak Limit (dBuV/m)	PK Margin (dB)	Azimuth (Degs)	Height (cm)	Polarity
1	* 2.39	73.78	Pk	32.1	0	-37.89	67.99	-	-	74	-6.01	215	264	V
2	* 2.389936	75.26	Pk	32.1	0	-37.89	69.47	-	-	74	-4.53	215	264	V
3	* 2.39	55.77	RMS	32.1	.54	-37.89	50.52	54	-3.48	-	-	215	264	V
4	* 2.388904	56.45	RMS	32.1	.54	-37.88	51.21	54	-2.79	-	-	215	264	V

* - indicates frequency in CFR47 Pt 15 / IC RSS-Restricted Band
Pk - Peak detector
RMS - RMS detection

UL VERIFICATION SERVICES INC.
47173 Benicia Street, Fremont, CA 94538; USA TEL:(510) 319-4000 FAX:(510) 661-0888
This report shall not be reproduced except in full, without the written approval of UL Verification Services Inc.

BANDEDGE (LOW CHANNEL, CH 2)

HORIZONTAL RESULT

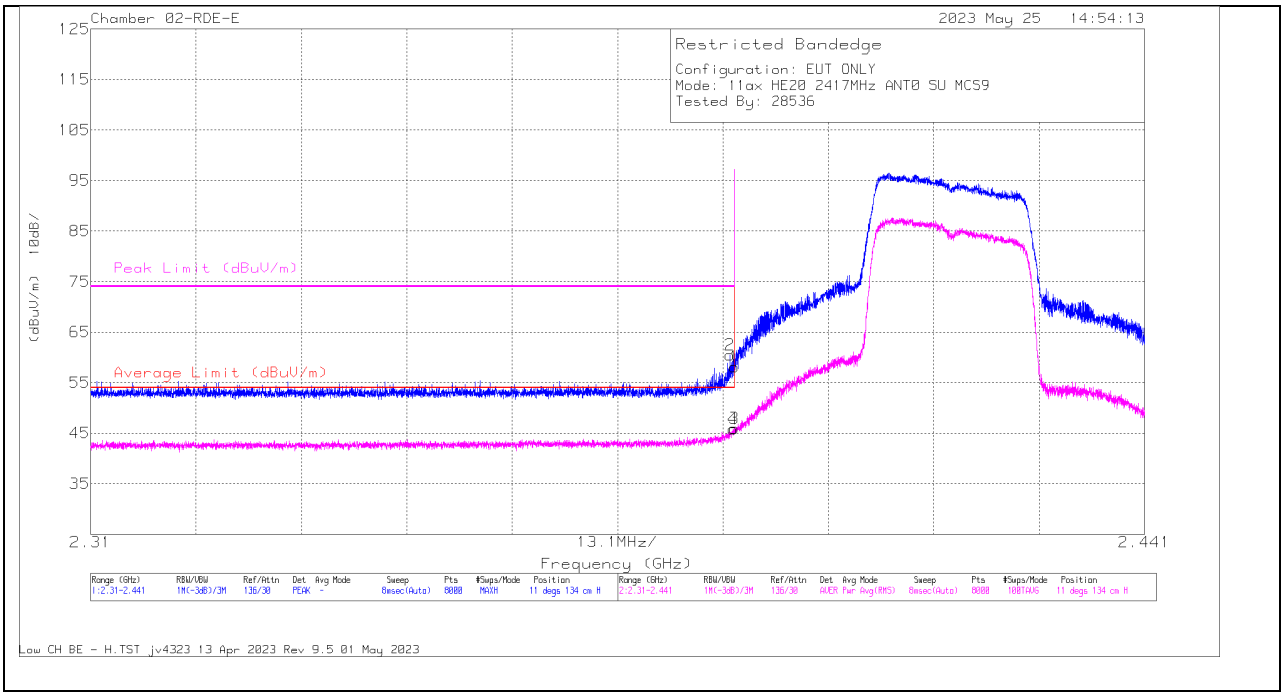

Marker	Frequency (GHz)	Meter Reading (dBuV)	Det	206807 ACF (dB/m)	DCCF (dB)	Gain/Loss (dB)	Corrected Reading (dBuV/m)	Average Limit (dBuV/m)	Margin (dB)	Peak Limit (dBuV/m)	PK Margin (dB)	Azimuth (Degs)	Height (cm)	Polarity
1	* 2.39	65.08	Pk	32.3	0	-39.27	58.11	-	-	74	-15.89	11	134	H
2	* 2.389461	67.4	Pk	32.3	0	-39.28	60.42	-	-	74	-13.58	11	134	H
3	* 2.39	52.42	RMS	32.3	.54	-39.27	45.99	54	-8.01	-	-	11	134	H
4	* 2.389871	52.26	RMS	32.3	.54	-39.27	45.83	54	-8.17	-	-	11	134	H

* - indicates frequency in CFR47 Pt 15 / IC RSS-Restricted Band
Pk - Peak detector
RMS - RMS detection

UL VERIFICATION SERVICES INC.
47173 Benicia Street, Fremont, CA 94538; USA TEL:(510) 319-4000 FAX:(510) 661-0888
This report shall not be reproduced except in full, without the written approval of UL Verification Services Inc.

VERTICAL RESULT

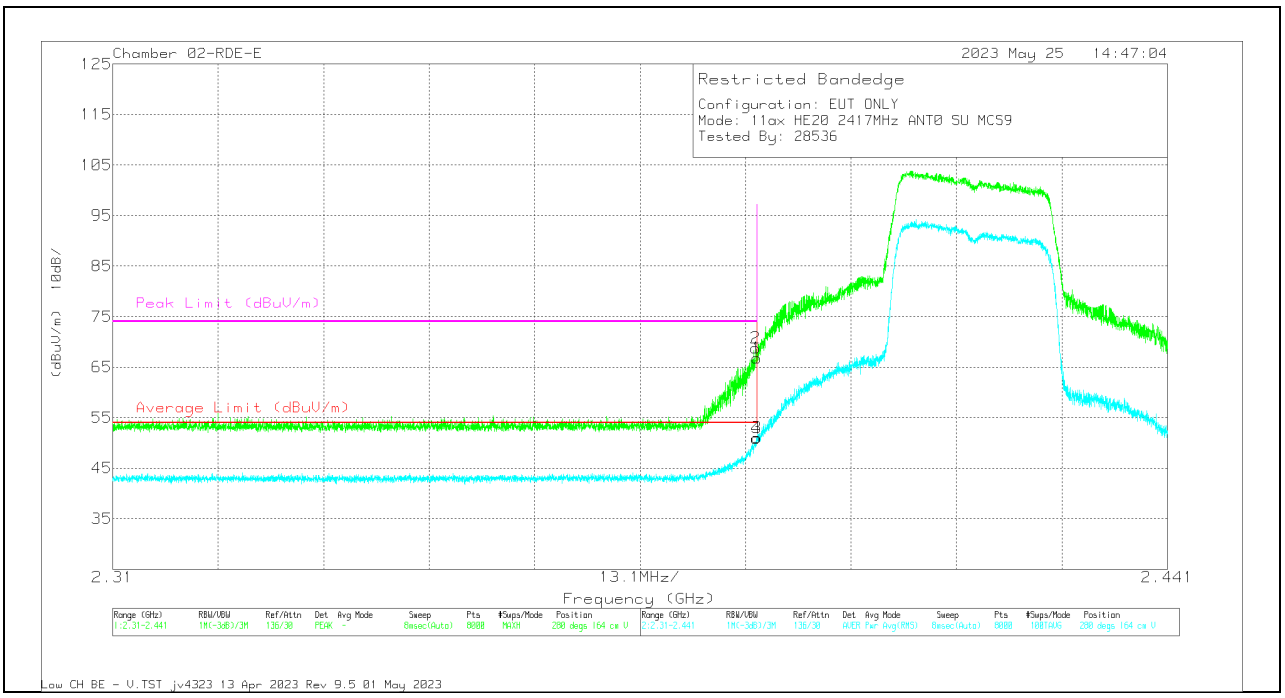

Marker	Frequency (GHz)	Meter Reading (dBuV)	Det	206807 ACF (dB/m)	DCCF (dB)	Gain/Loss (dB)	Corrected Reading (dBuV/m)	Average Limit (dBuV/m)	Margin (dB)	Peak Limit (dBuV/m)	PK Margin (dB)	Azimuth (Degs)	Height (cm)	Polarity
1	* 2.39	73.72	Pk	32.3	0	-39.27	66.75	-	-	74	-7.25	280	164	V
2	* 2.389871	75.81	Pk	32.3	0	-39.27	68.84	-	-	74	-5.16	280	164	V
3	* 2.39	57.45	RMS	32.3	.54	-39.27	51.02	54	-2.98	-	-	280	164	V
4	* 2.389936	57.32	RMS	32.3	.54	-39.27	50.89	54	-3.11	-	-	280	164	V

* - indicates frequency in CFR47 Pt 15 / IC RSS-Restricted Band
Pk - Peak detector
RMS - RMS detection

UL VERIFICATION SERVICES INC.
47173 Benicia Street, Fremont, CA 94538; USA TEL:(510) 319-4000 FAX:(510) 661-0888
This report shall not be reproduced except in full, without the written approval of UL Verification Services Inc.

BANDEDGE (LOW CHANNEL, CH 3)

HORIZONTAL RESULT

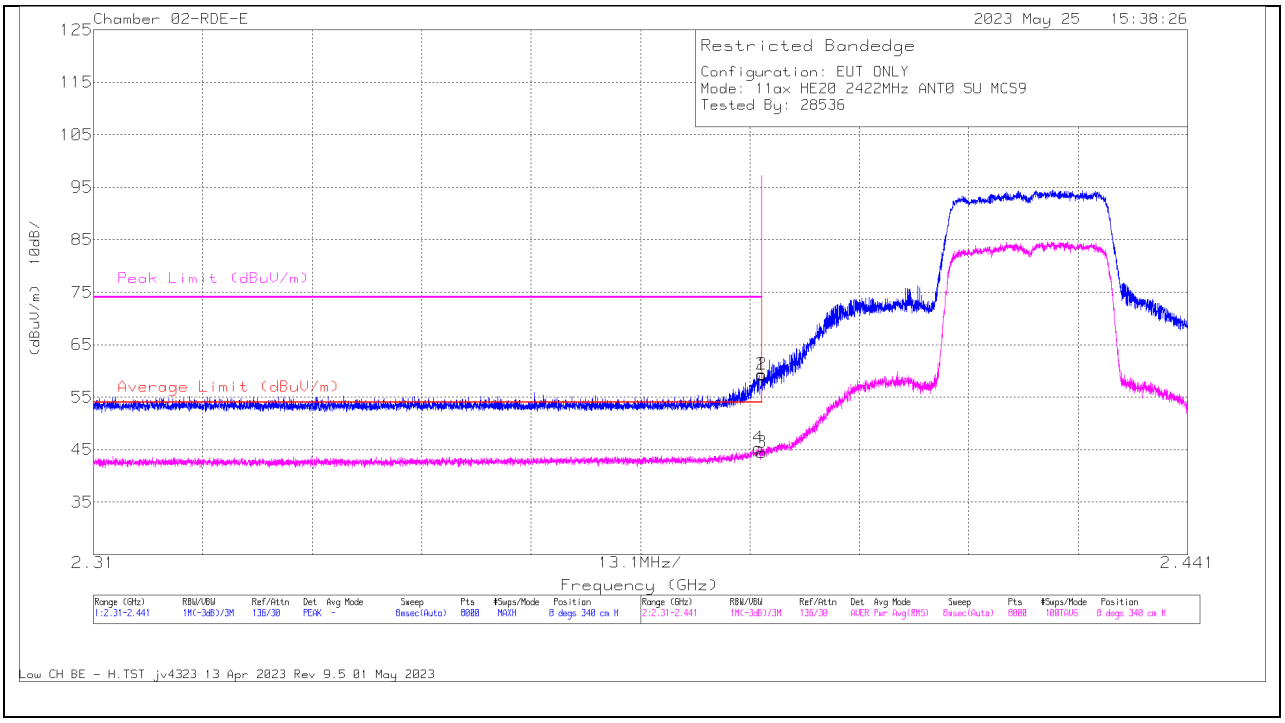

Marker	Frequency (GHz)	Meter Reading (dBuV)	Det	206807 ACF (dB/m)	DCCF (dB)	Gain/Loss (dB)	Corrected Reading (dBuV/m)	Average Limit (dBuV/m)	Margin (dB)	Peak Limit (dBuV/m)	PK Margin (dB)	Azimuth (Degs)	Height (cm)	Polarity
4	* 2.389641	51.77	RMS	32.3	.54	-39.27	45.34	54	-8.66	-	-	8	340	H
2	* 2.389985	66.38	Pk	32.3	0	-39.27	59.41	-	-	74	-14.59	8	340	H
1	* 2.39	66.2	Pk	32.3	0	-39.27	59.23	-	-	74	-14.77	8	340	H
3	* 2.39	50.9	RMS	32.3	.54	-39.27	44.47	54	-9.53	-	-	8	340	H

* - indicates frequency in CFR47 Pt 15 / IC RSS-Restricted Band
Pk - Peak detector
RMS - RMS detection

UL VERIFICATION SERVICES INC.
47173 Benicia Street, Fremont, CA 94538; USA TEL:(510) 319-4000 FAX:(510) 661-0888
This report shall not be reproduced except in full, without the written approval of UL Verification Services Inc.

VERTICAL RESULT

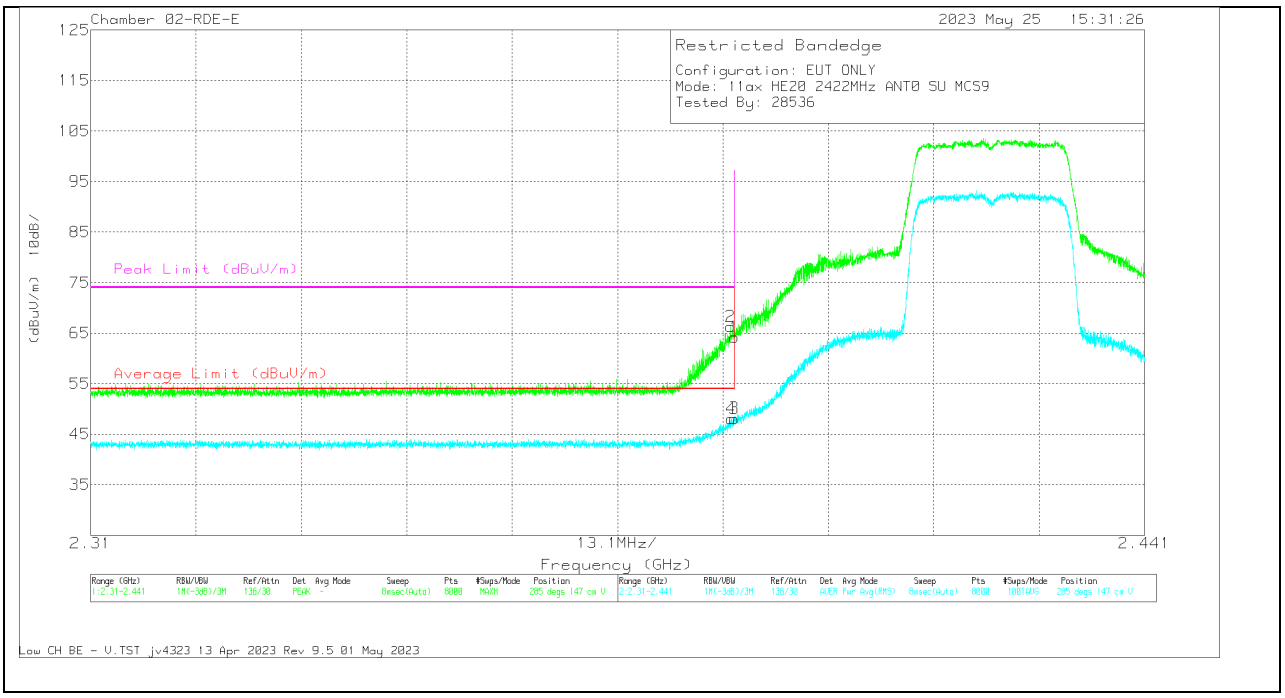

Marker	Frequency (GHz)	Meter Reading (dBuV)	Det	206807 ACF (dB/m)	DCCF (dB)	Gain/Loss (dB)	Corrected Reading (dBuV/m)	Average Limit (dBuV/m)	Margin (dB)	Peak Limit (dBuV/m)	PK Margin (dB)	Azimuth (Degs)	Height (cm)	Polarity
1	* 2.39	71.17	Pk	32.3	0	-39.27	64.2	-	-	74	-9.8	285	147	V
2	* 2.389543	73.27	Pk	32.3	0	-39.27	66.3	-	-	74	-7.7	285	147	V
3	* 2.39	54.55	RMS	32.3	.54	-39.27	48.12	54	-5.88	-	-	285	147	V
4	* 2.389625	54.46	RMS	32.3	.54	-39.27	48.03	54	-5.97	-	-	285	147	V

* - indicates frequency in CFR47 Pt 15 / IC RSS-Restricted Band
Pk - Peak detector
RMS - RMS detection

UL VERIFICATION SERVICES INC.
47173 Benicia Street, Fremont, CA 94538; USA TEL:(510) 319-4000 FAX:(510) 661-0888
This report shall not be reproduced except in full, without the written approval of UL Verification Services Inc.

BANDEDGE (HIGH CHANNEL, CH 9)

HORIZONTAL RESULT

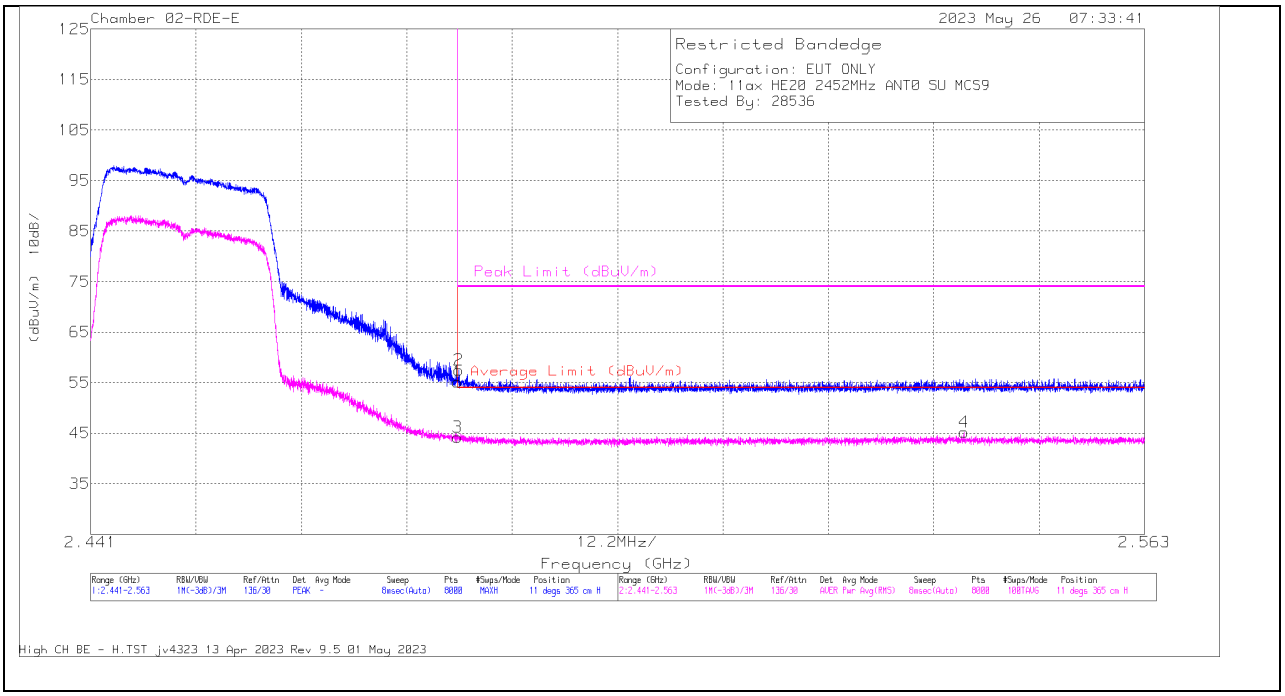

Marker	Frequency (GHz)	Meter Reading (dBuV)	Det	206807 ACF (dB/m)	DCCF (dB)	Gain/Loss (dB)	Corrected Reading (dBuV/m)	Average Limit (dBuV/m)	Margin (dB)	Peak Limit (dBuV/m)	PK Margin (dB)	Azimuth (Degs)	Height (cm)	Polarity
1	* 2.4835	62.02	Pk	32.3	0	-39.16	55.16	-	-	74	-18.84	11	365	H
2	* 2.483629	64.34	Pk	32.3	0	-39.15	57.49	-	-	74	-16.51	11	365	H
3	* 2.4835	50.47	RMS	32.3	.54	-39.16	44.15	54	-9.85	-	-	11	365	H
4	2.542106	51.13	RMS	32.5	.54	-39.01	45.16	54	-8.84	-	-	11	365	H

* - indicates frequency in CFR47 Pt 15 / IC RSS-Restricted Band
Pk - Peak detector
RMS - RMS detection

UL VERIFICATION SERVICES INC.
47173 Benicia Street, Fremont, CA 94538; USA TEL:(510) 319-4000 FAX:(510) 661-0888
This report shall not be reproduced except in full, without the written approval of UL Verification Services Inc.

VERTICAL RESULT

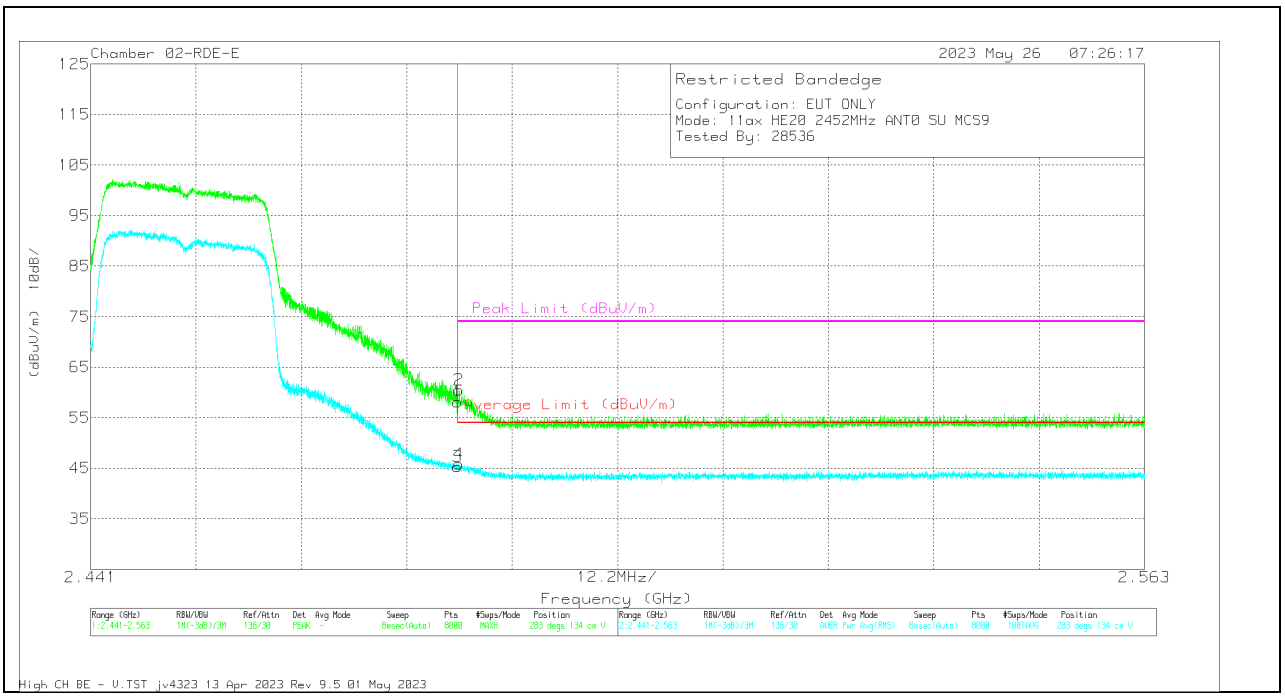

Marker	Frequency (GHz)	Meter Reading (dBuV)	Det	206807 ACF (dB/m)	DCCF (dB)	Gain/Loss (dB)	Corrected Reading (dBuV/m)	Average Limit (dBuV/m)	Margin (dB)	Peak Limit (dBuV/m)	PK Margin (dB)	Azimuth (Degs)	Height (cm)	Polarity
1	* 2.4835	64.96	Pk	32.3	0	-39.16	58.1	-	-	74	-15.9	283	134	V
2	* 2.483645	67.32	Pk	32.3	0	-39.15	60.47	-	-	74	-13.53	283	134	V
3	* 2.4835	51.69	RMS	32.3	.54	-39.16	45.37	54	-8.63	-	-	283	134	V
4	* 2.483629	52.13	RMS	32.3	.54	-39.15	45.82	54	-8.18	-	-	283	134	V

* - indicates frequency in CFR47 Pt 15 / IC RSS-Restricted Band
Pk - Peak detector
RMS - RMS detection

UL VERIFICATION SERVICES INC.
47173 Benicia Street, Fremont, CA 94538; USA TEL:(510) 319-4000 FAX:(510) 661-0888
This report shall not be reproduced except in full, without the written approval of UL Verification Services Inc.

BANDEDGE (HIGH CHANNEL, CH 10)

HORIZONTAL RESULT

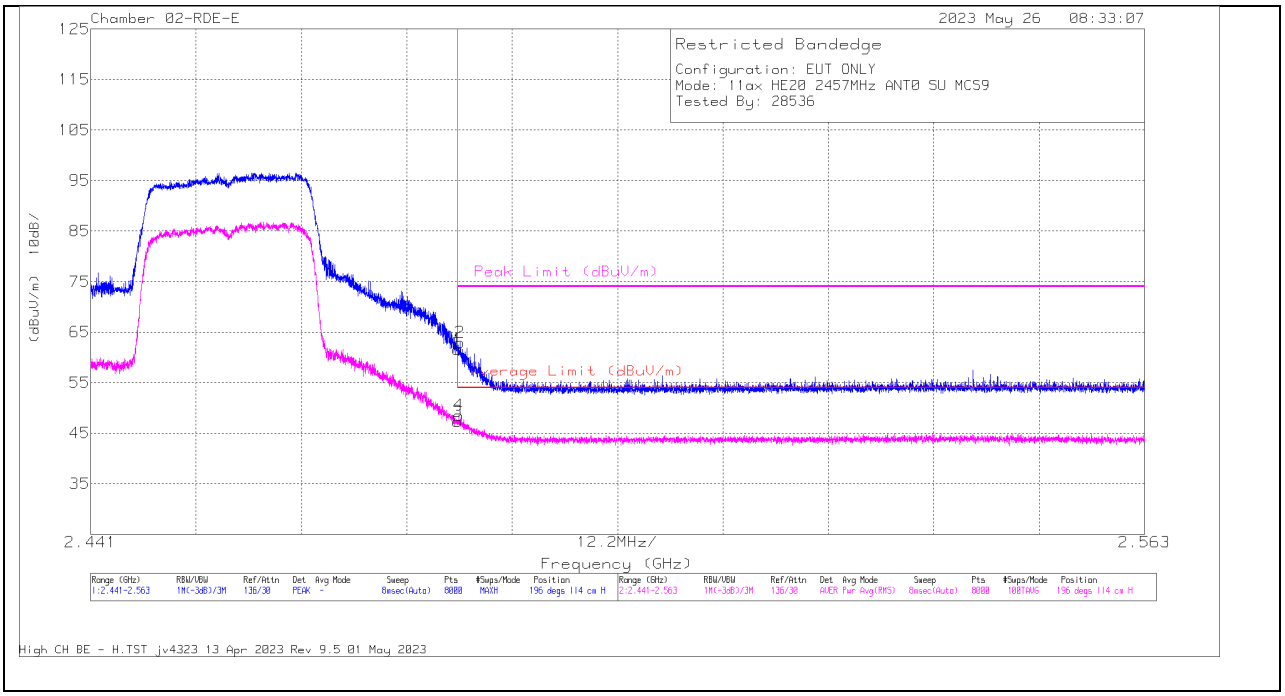

Marker	Frequency (GHz)	Meter Reading (dBuV)	Det	206807 ACF (dB/m)	DCCF (dB)	Gain/Loss (dB)	Corrected Reading (dBuV/m)	Average Limit (dBuV/m)	Margin (dB)	Peak Limit (dBuV/m)	PK Margin (dB)	Azimuth (Degs)	Height (cm)	Polarity
1	* 2.4835	68.51	Pk	32.3	0	-39.16	61.65	-	-	74	-12.35	196	114	H
2	* 2.483751	69.85	Pk	32.3	0	-39.15	63	-	-	74	-11	196	114	H
3	* 2.4835	53.63	RMS	32.3	.54	-39.16	47.31	54	-6.69	-	-	196	114	H
4	* 2.483599	54.9	RMS	32.3	.54	-39.15	48.59	54	-5.41	-	-	196	114	H

* - indicates frequency in CFR47 Pt 15 / IC RSS-Restricted Band
Pk - Peak detector
RMS - RMS detection

UL VERIFICATION SERVICES INC.
47173 Benicia Street, Fremont, CA 94538; USA TEL:(510) 319-4000 FAX:(510) 661-0888
This report shall not be reproduced except in full, without the written approval of UL Verification Services Inc.

VERTICAL RESULT

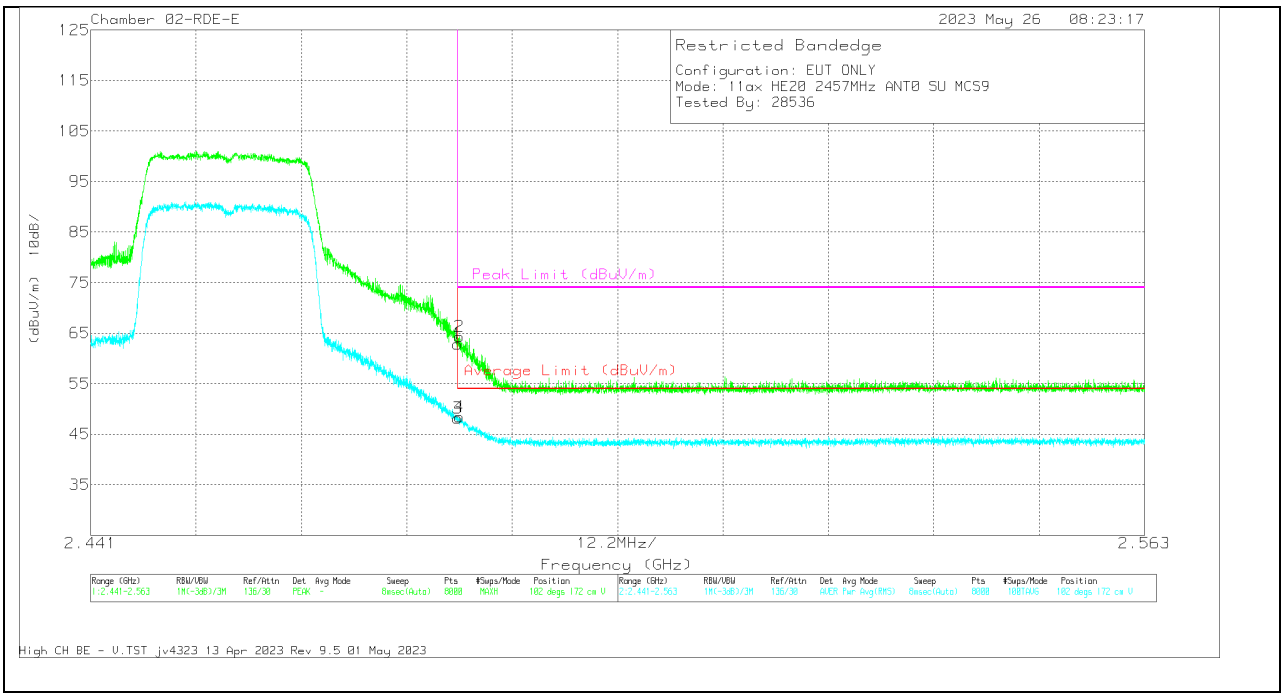

Marker	Frequency (GHz)	Meter Reading (dBuV)	Det	206807 ACF (dB/m)	DCCF (dB)	Gain/Loss (dB)	Corrected Reading (dBuV/m)	Average Limit (dBuV/m)	Margin (dB)	Peak Limit (dBuV/m)	PK Margin (dB)	Azimuth (Degs)	Height (cm)	Polarity
1	* 2.4835	69.72	Pk	32.3	0	-39.16	62.86	-	-	74	-11.14	102	172	V
2	* 2.483721	71.18	Pk	32.3	0	-39.15	64.33	-	-	74	-9.67	102	172	V
3	* 2.4835	54.47	RMS	32.3	.54	-39.16	48.15	54	-5.85	-	-	102	172	V
4	* 2.48369	54.77	RMS	32.3	.54	-39.15	48.46	54	-5.54	-	-	102	172	V

* - indicates frequency in CFR47 Pt 15 / IC RSS-Restricted Band
Pk - Peak detector
RMS - RMS detection

UL VERIFICATION SERVICES INC.
47173 Benicia Street, Fremont, CA 94538; USA TEL:(510) 319-4000 FAX:(510) 661-0888
This report shall not be reproduced except in full, without the written approval of UL Verification Services Inc.

BANDEDGE (HIGH CHANNEL, CH 11)

HORIZONTAL RESULT

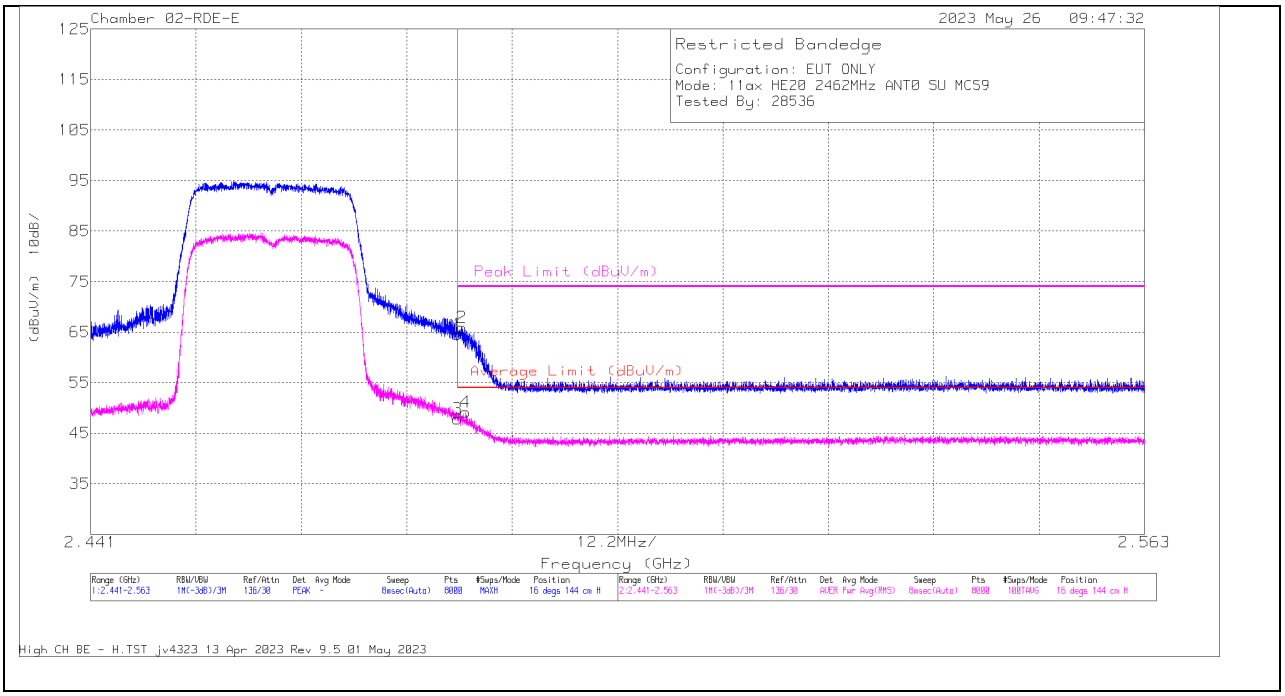

Marker	Frequency (GHz)	Meter Reading (dBuV)	Det	206807 ACF (dB/m)	DCCF (dB)	Gain/Loss (dB)	Corrected Reading (dBuV/m)	Average Limit (dBuV/m)	Margin (dB)	Peak Limit (dBuV/m)	PK Margin (dB)	Azimuth (Degs)	Height (cm)	Polarity
1	* 2.4835	71.44	Pk	32.3	0	-39.16	64.58	-	-	74	-9.42	16	144	H
2	* 2.48398	72.77	Pk	32.3	0	-39.15	65.92	-	-	74	-8.08	16	144	H
3	* 2.4835	54.12	RMS	32.3	.54	-39.16	47.8	54	-6.2	-	-	16	144	H
4	* 2.484438	55.45	RMS	32.3	.54	-39.14	49.15	54	-4.85	-	-	16	144	H

* - indicates frequency in CFR47 Pt 15 / IC RSS-Restricted Band
Pk - Peak detector
RMS - RMS detection

UL VERIFICATION SERVICES INC.
47173 Benicia Street, Fremont, CA 94538; USA TEL:(510) 319-4000 FAX:(510) 661-0888
This report shall not be reproduced except in full, without the written approval of UL Verification Services Inc.

VERTICAL RESULT

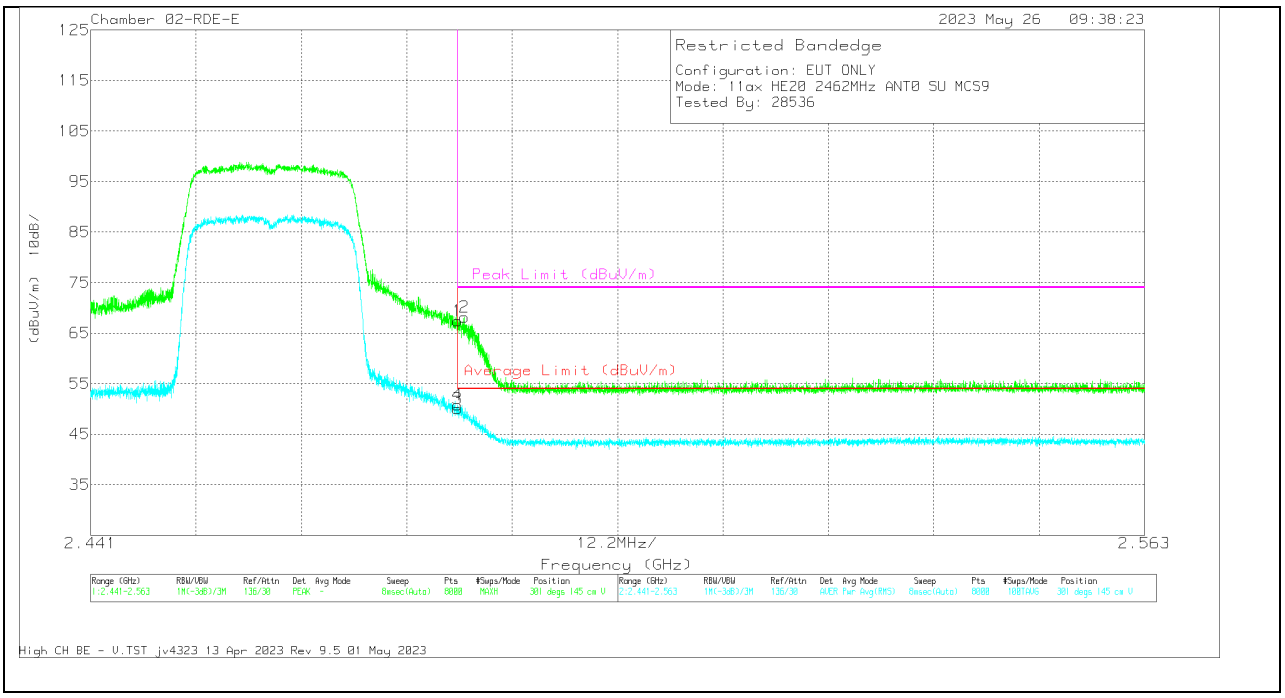

Marker	Frequency (GHz)	Meter Reading (dBuV)	Det	206807 ACF (dB/m)	DCCF (dB)	Gain/Loss (dB)	Corrected Reading (dBuV/m)	Average Limit (dBuV/m)	Margin (dB)	Peak Limit (dBuV/m)	PK Margin (dB)	Azimuth (Degs)	Height (cm)	Polarity
1	* 2.4835	74.31	Pk	32.3	0	-39.16	67.45	-	-	74	-6.55	301	145	V
2	* 2.4843	75.02	Pk	32.3	0	-39.14	68.18	-	-	74	-5.82	301	145	V
3	* 2.4835	56.4	RMS	32.3	.54	-39.16	50.08	54	-3.92	-	-	301	145	V
4	* 2.483507	57.1	RMS	32.3	.54	-39.15	50.79	54	-3.21	-	-	301	145	V

* - indicates frequency in CFR47 Pt 15 / IC RSS-Restricted Band
Pk - Peak detector
RMS - RMS detection

UL VERIFICATION SERVICES INC.
47173 Benicia Street, Fremont, CA 94538; USA TEL:(510) 319-4000 FAX:(510) 661-0888
This report shall not be reproduced except in full, without the written approval of UL Verification Services Inc.

BANDEDGE (HIGH CHANNEL, CH 12)

HORIZONTAL RESULT

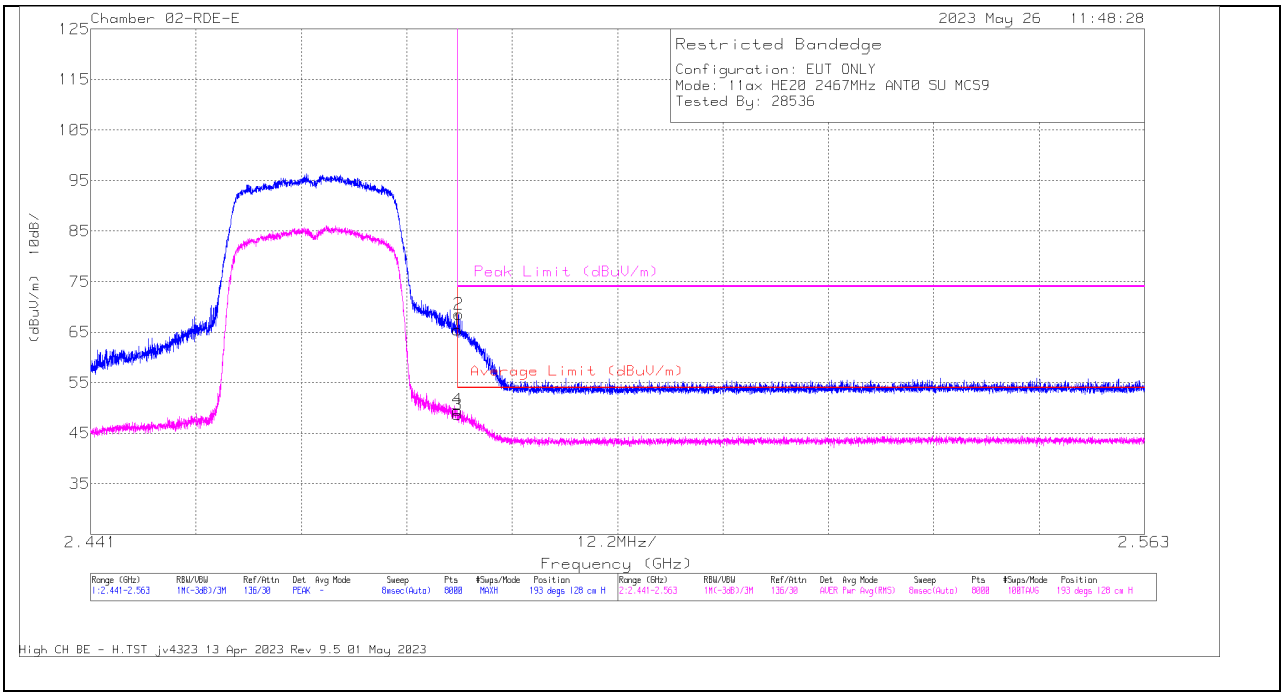

Marker	Frequency (GHz)	Meter Reading (dBuV)	Det	206807 ACF (dB/m)	DCCF (dB)	Gain/Loss (dB)	Corrected Reading (dBuV/m)	Average Limit (dBuV/m)	Margin (dB)	Peak Limit (dBuV/m)	PK Margin (dB)	Azimuth (Degs)	Height (cm)	Polarity
1	* 2.4835	72.26	Pk	32.3	0	-39.16	65.4	-	-	74	-8.6	193	128	H
2	* 2.483584	75.45	Pk	32.3	0	-39.15	68.6	-	-	74	-5.4	193	128	H
3	* 2.4835	54.95	RMS	32.3	.54	-39.16	48.63	54	-5.37	-	-	193	128	H
4	* 2.483507	55.92	RMS	32.3	.54	-39.15	49.61	54	-4.39	-	-	193	128	H

* - indicates frequency in CFR47 Pt 15 / IC RSS-Restricted Band
Pk - Peak detector
RMS - RMS detection

UL VERIFICATION SERVICES INC.
47173 Benicia Street, Fremont, CA 94538; USA TEL:(510) 319-4000 FAX:(510) 661-0888
This report shall not be reproduced except in full, without the written approval of UL Verification Services Inc.

VERTICAL RESULT

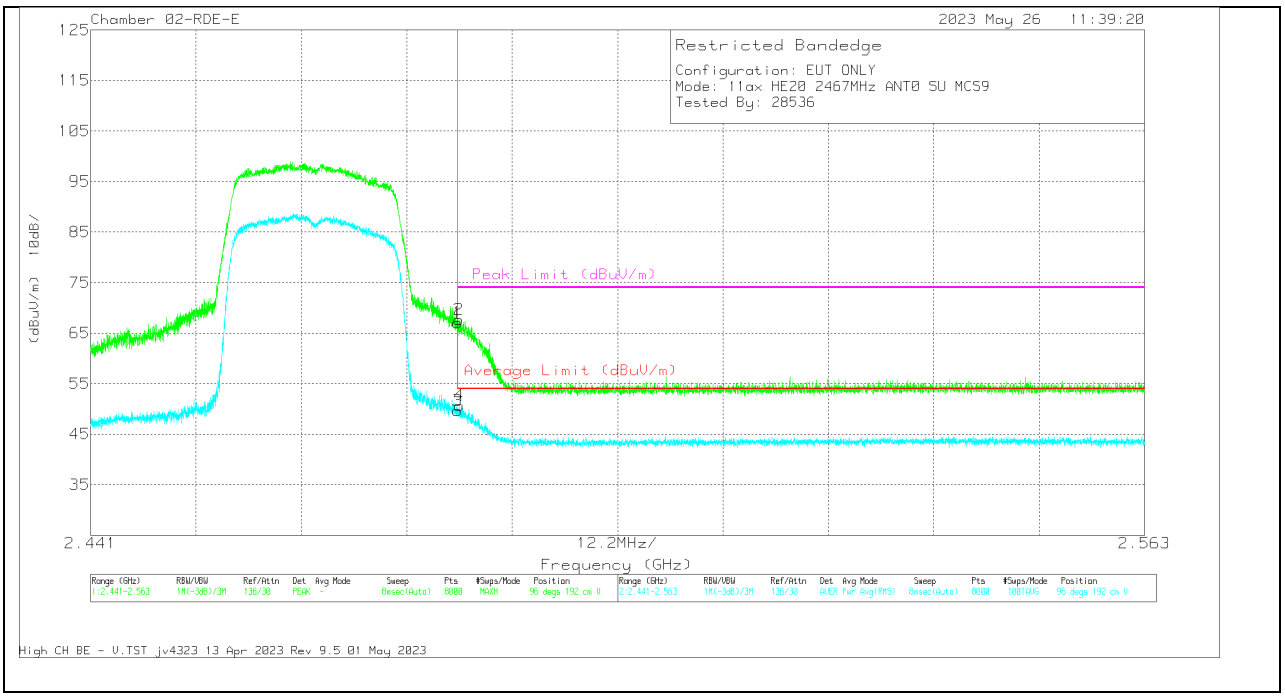

Marker	Frequency (GHz)	Meter Reading (dBuV)	Det	20680 7 ACF (dB/m)	DCCF (dB)	Gain/Loss (dB)	Corrected Reading (dBuV/m)	Average Limit (dBuV/m)	Margin (dB)	Peak Limit (dBuV/m)	PK Margin (dB)	Azimuth (Degs)	Height (cm)	Polarity
1	* 2.4835	73.97	Pk	32.3	0	-39.16	67.11	-	-	74	-6.89	96	192	V
2	* 2.483599	74.55	Pk	32.3	0	-39.15	67.7	-	-	74	-6.3	96	192	V
3	* 2.4835	56	RMS	32.3	.54	-39.16	49.68	54	-4.32	-	-	96	192	V
4	* 2.48369	56.97	RMS	32.3	.54	-39.15	50.66	54	-3.34	-	-	96	192	V

* - indicates frequency in CFR47 Pt 15 / IC RSS-Restricted Band
Pk - Peak detector
RMS - RMS detection

UL VERIFICATION SERVICES INC.
47173 Benicia Street, Fremont, CA 94538; USA TEL:(510) 319-4000 FAX:(510) 661-0888
This report shall not be reproduced except in full, without the written approval of UL Verification Services Inc.

BANDEDGE (HIGH CHANNEL, CH 13)

HORIZONTAL RESULT

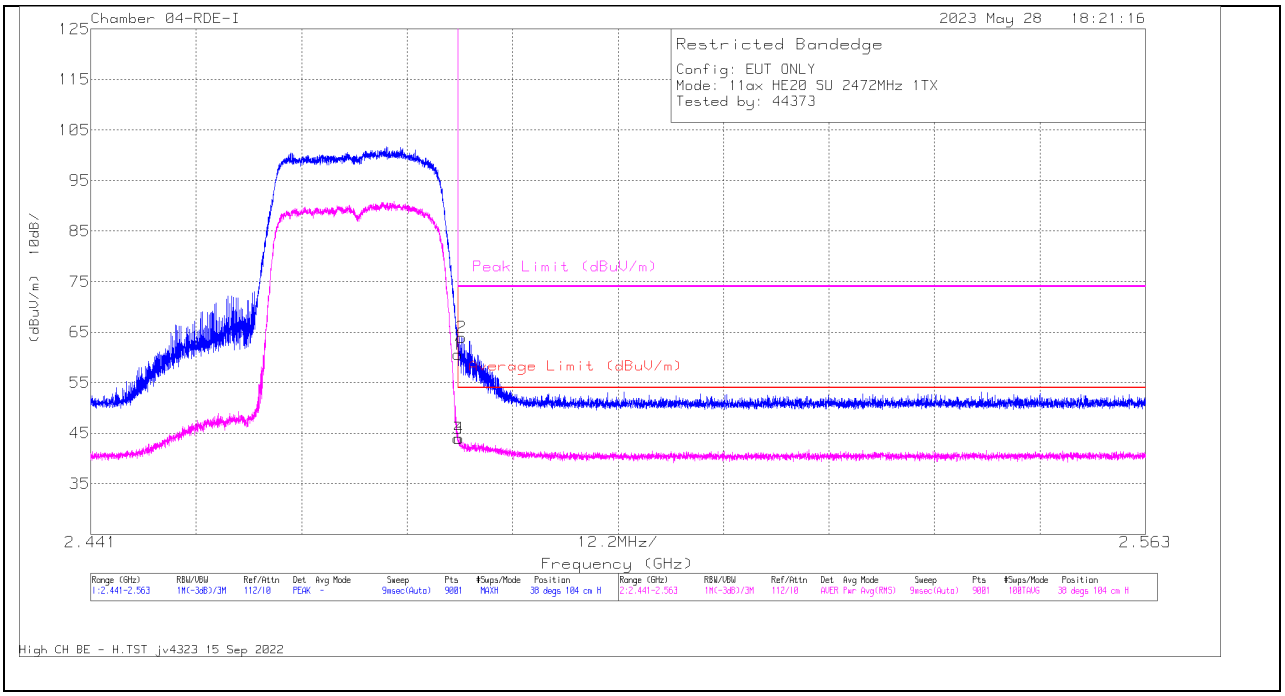

Marker	Frequency (GHz)	Meter Reading (dBuV)	Det	84797 ACF (dB) - 3mH	Amp/Cbl/Pad (dB)	DCCF (dB)	Corrected Reading (dBuV/m)	Average Limit (dBuV/m)	Margin (dB)	Peak Limit (dBuV/m)	PK Margin (dB)	Azimuth (Degs)	Height (cm)	Polarity
1	* 2.4835	49.67	Pk	32	-21.1	0	60.57	-	-	74	-13.43	38	104	H
2	* 2.483891	53.03	Pk	32	-21.1	0	63.93	-	-	74	-10.07	38	104	H
3	* 2.4835	32.78	RMS	32	-21.1	.54	44.22	54	-9.78	-	-	38	104	H
4	* 2.483593	32.75	RMS	32	-21.1	.54	44.19	54	-9.81	-	-	38	104	H

* - indicates frequency in CFR47 Pt 15 / IC RSS-Restricted Band
Pk - Peak detector
RMS - RMS detection

UL VERIFICATION SERVICES INC.
47173 Benicia Street, Fremont, CA 94538; USA TEL:(510) 319-4000 FAX:(510) 661-0888
This report shall not be reproduced except in full, without the written approval of UL Verification Services Inc.

VERTICAL RESULT

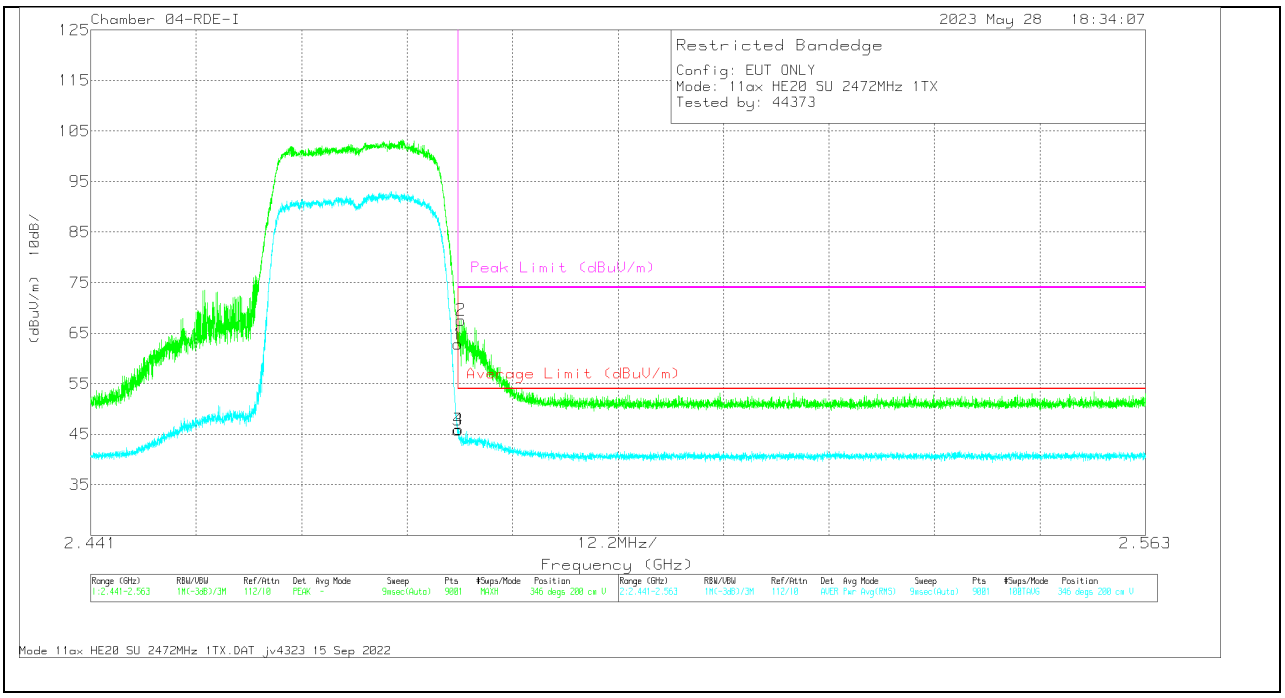

Marker	Frequency (GHz)	Meter Reading (dBuV)	Det	84797 ACF (dB) - 3mH	Amp/ Cbl/Pad (dB)	DCCF (dB)	Corrected Reading (dBuV/m)	Average Limit (dBuV/m)	Margin (dB)	Peak Limit (dBuV/m)	PK Margin (dB)	Azimuth (Degs)	Height (cm)	Polarity
1	* 2.4835	51.95	Pk	32	-21.1	0	62.85	-	-	74	-11.15	346	200	V
2	* 2.483823	56.71	Pk	32	-21.1	0	67.61	-	-	74	-6.39	346	200	V
3	* 2.4835	34.44	RMS	32	-21.1	.54	45.88	54	-8.12	-	-	346	200	V
4	* 2.483525	34.48	RMS	32	-21.1	.54	45.92	54	-8.08	-	-	346	200	V

* - indicates frequency in CFR47 Pt 15 / IC RSS-Restricted Band
Pk - Peak detector
RMS - RMS detection

UL VERIFICATION SERVICES INC.
47173 Benicia Street, Fremont, CA 94538; USA TEL:(510) 319-4000 FAX:(510) 661-0888
This report shall not be reproduced except in full, without the written approval of UL Verification Services Inc.

1TX ANT 3 MODE: 26-Tones, RU Index 0

BANDEDGE (LOW CHANNEL, CH 1)

HORIZONTAL RESULT

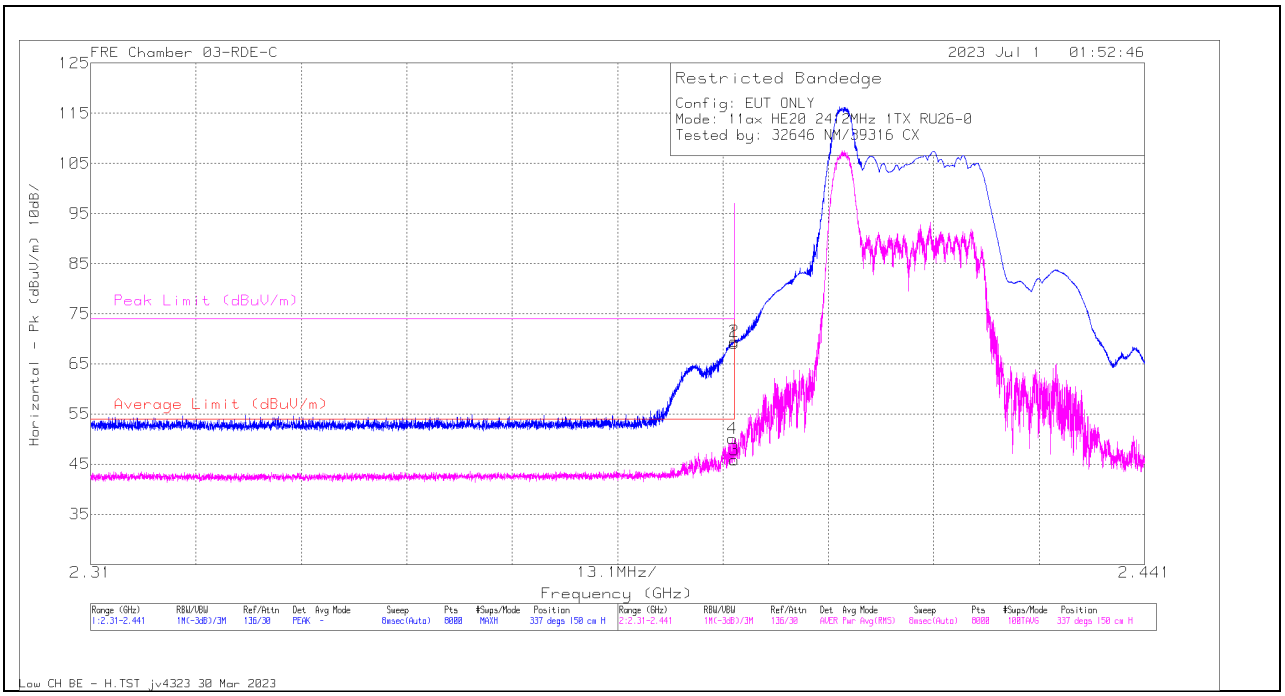

Marker	Frequency (GHz)	Meter Reading (dBuV)	Det	226672 ACF (dB) 3mH	DCCF (dB)	Gain/Loss (dB)	Corrected Reading (dBuV/m)	Average Limit (dBuV/m)	Margin (dB)	Peak Limit (dBuV/m)	PK Margin (dB)	Azimuth (Degs)	Height (cm)	Polarity
1	* 2.39	76.86	Pk	32.1	0	-39.8	69.16	-	-	74	-4.84	337	150	H
2	* 2.389985	77.2	Pk	32.1	0	-39.8	69.5	-	-	74	-4.5	337	150	H
3	* 2.39	53.03	RMS	32.1	.52	-39.8	45.85	54	-8.15	-	-	337	150	H
4	* 2.389772	57.32	RMS	32.1	.52	-39.85	50.09	54	-3.91	-	-	337	150	H

* - indicates frequency in CFR47 Pt 15 / IC RSS-Restricted Band
Pk - Peak detector
RMS - RMS detection

UL VERIFICATION SERVICES INC.
47173 Benicia Street, Fremont, CA 94538; USA TEL:(510) 319-4000 FAX:(510) 661-0888
This report shall not be reproduced except in full, without the written approval of UL Verification Services Inc.

VERTICAL RESULT

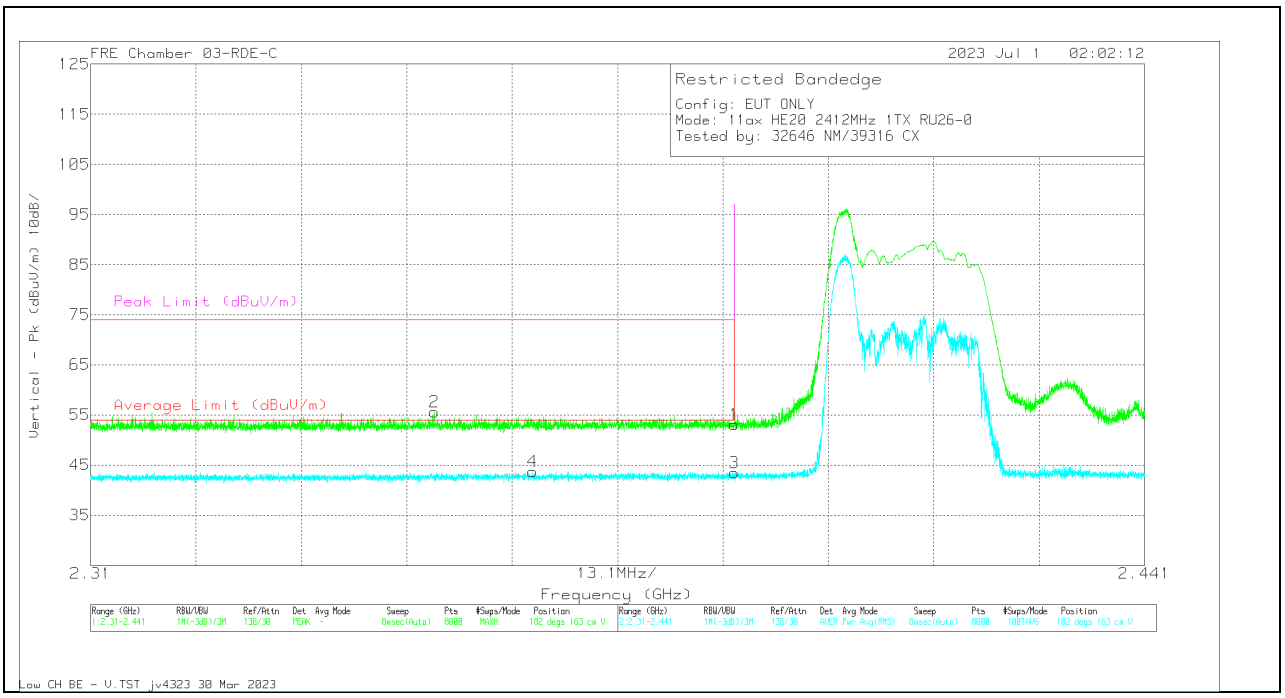

Marker	Frequency (GHz)	Meter Reading (dBuV)	Det	226672 ACF (dB) 3mH	DCCF (dB)	Gain/Loss (dB)	Corrected Reading (dBuV/m)	Average Limit (dBuV/m)	Margin (dB)	Peak Limit (dBuV/m)	PK Margin (dB)	Azimuth (Degs)	Height (cm)	Polarity
1	* 2.39	60.74	Pk	32.1	0	-39.8	53.04	-	-	74	-20.96	182	163	V
2	* 2.352695	63.53	Pk	31.9	0	-39.83	55.6	-	-	74	-18.4	182	163	V
3	* 2.39	50.59	RMS	32.1	.52	-39.8	43.41	54	-10.59	-	-	182	163	V
4	* 2.364928	51.11	RMS	32	.52	-39.9	43.73	54	-10.27	-	-	182	163	V

* - indicates frequency in CFR47 Pt 15 / IC RSS-Restricted Band
Pk - Peak detector
RMS - RMS detection

UL VERIFICATION SERVICES INC.
47173 Benicia Street, Fremont, CA 94538; USA TEL:(510) 319-4000 FAX:(510) 661-0888
This report shall not be reproduced except in full, without the written approval of UL Verification Services Inc.

BANDEDGE (LOW CHANNEL, CH 2)

HORIZONTAL RESULT

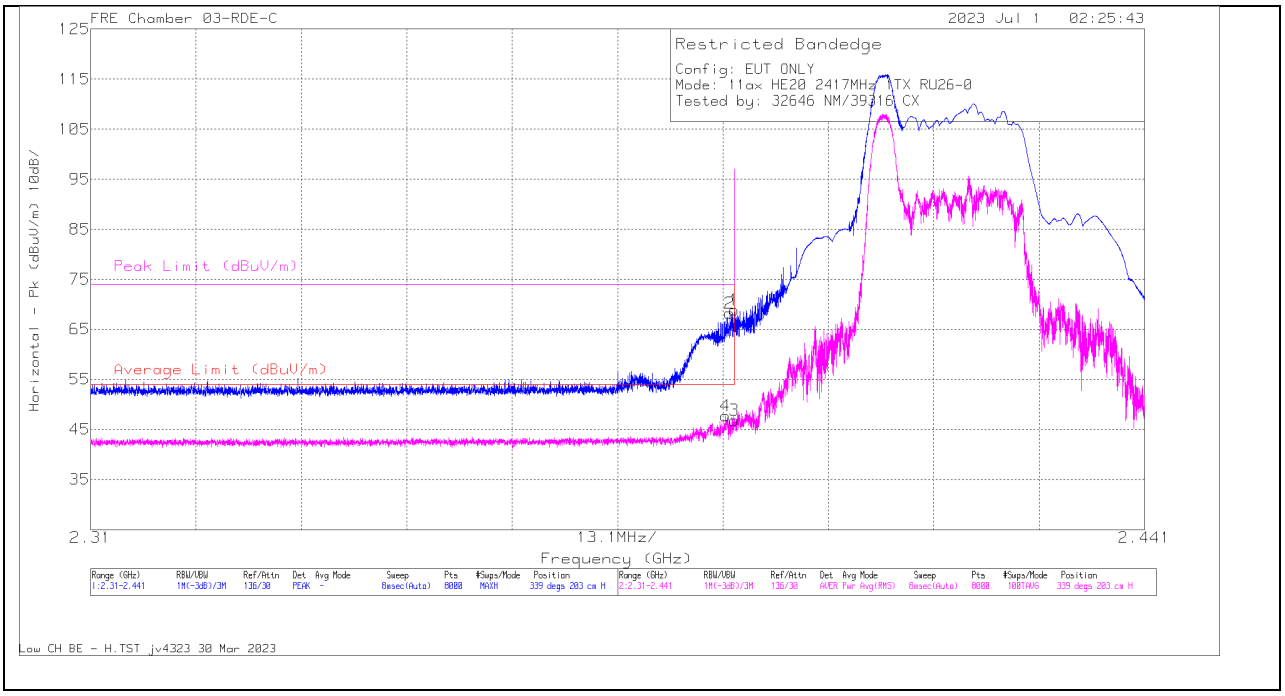

5	Frequency (GHz)	Meter Reading (dBuV)	Det	226672 ACF (dB) 3mH	DCCF (dB)	Gain/Loss (dB)	Corrected Reading (dBuV/m)	Average Limit (dBuV/m)	Margin (dB)	Peak Limit (dBuV/m)	PK Margin (dB)	Azimuth (Degs)	Height (cm)	Polarity
1	* 2.39	76.54	Pk	32.1	0	-39.8	68.84	-	-	74	-5.16	339	203	H
2	* 2.389428	76.08	Pk	32.1	0	-39.91	68.27	-	-	74	-5.73	339	203	H
3	* 2.39	53.99	RMS	32.1	.52	-39.8	46.81	54	-7.19	-	-	339	203	H
4	* 2.388904	55.05	RMS	32.1	.52	-39.99	47.68	54	-6.32	-	-	339	203	H

* - indicates frequency in CFR47 Pt 15 / IC RSS-Restricted Band
Pk - Peak detector
RMS - RMS detection

UL VERIFICATION SERVICES INC.
47173 Benicia Street, Fremont, CA 94538; USA TEL:(510) 319-4000 FAX:(510) 661-0888
This report shall not be reproduced except in full, without the written approval of UL Verification Services Inc.

VERTICAL RESULT

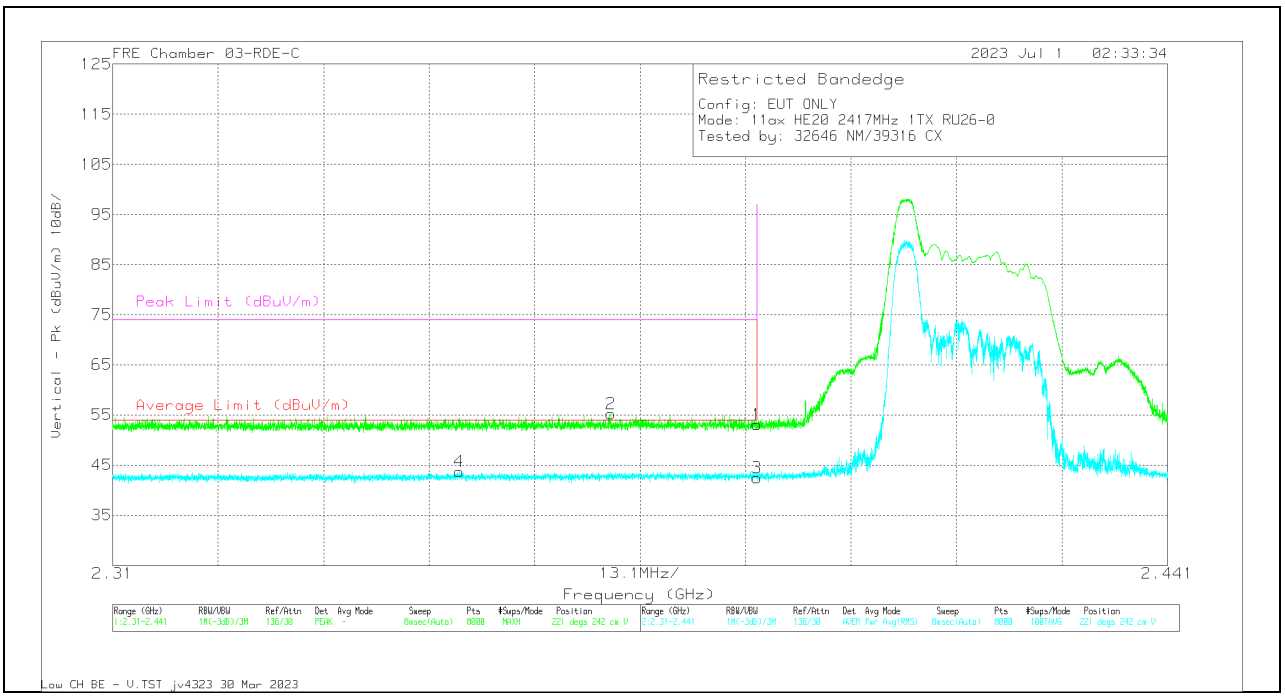

Marker	Frequency (GHz)	Meter Reading (dBuV)	Det	222740 ACF(dB) - 3mH	DCCF (dB)	Gain/Loss (dB)	Corrected Reading (dBuV/m)	Average Limit (dBuV/m)	Margin (dB)	Peak Limit (dBuV/m)	PK Margin (dB)	Azimuth (Degs)	Height (cm)	Polarity
4	2.33188	51.44	RMS	31.4	.52	-39.8	43.56	54	-10.44	-	-	202	251	V
2	2.37821	63.64	Pk	31.6	0	-39.77	55.47	-	-	74	-18.53	202	251	V
1	2.39	60.9	Pk	31.7	0	-39.79	52.81	-	-	74	-21.19	202	251	V
3	2.39	49.77	RMS	31.7	.52	-39.79	42.2	54	-11.8	-	-	202	251	V

Pk - Peak detector
RMS - RMS detection

UL VERIFICATION SERVICES INC.
47173 Benicia Street, Fremont, CA 94538; USA TEL:(510) 319-4000 FAX:(510) 661-0888
This report shall not be reproduced except in full, without the written approval of UL Verification Services Inc.

BANDEDGE (LOW CHANNEL, CH 3)

HORIZONTAL RESULT

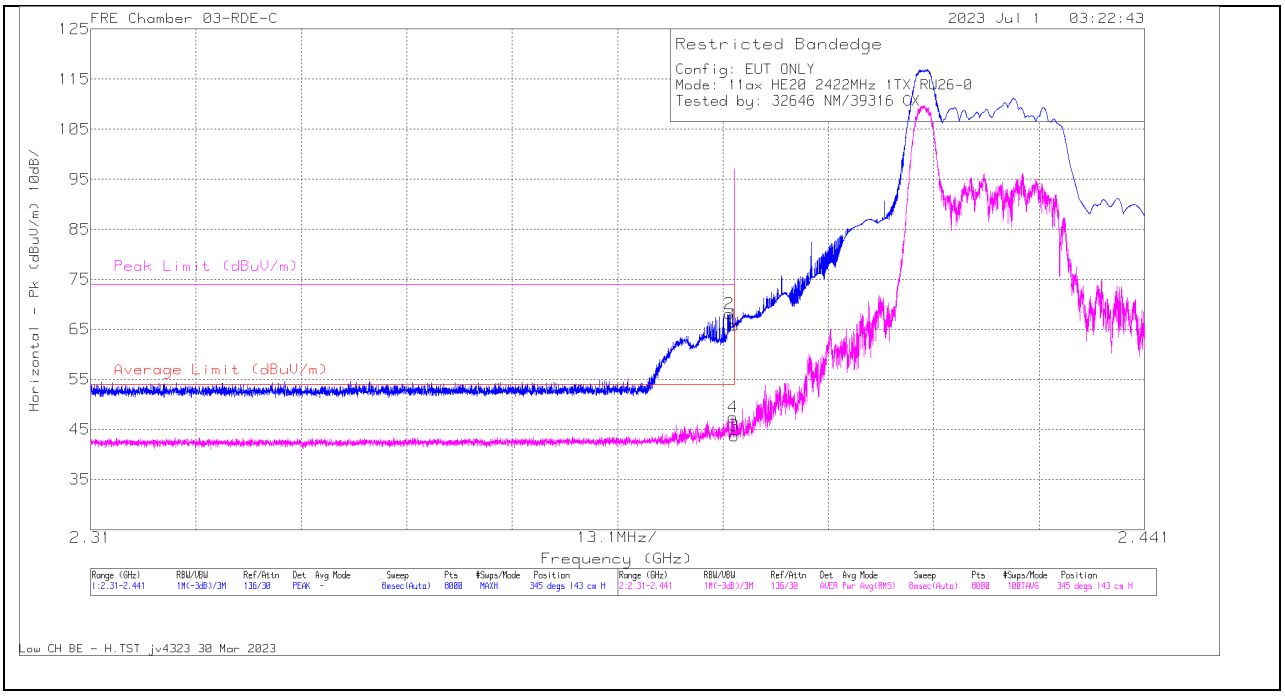

Marker	Frequency (GHz)	Meter Reading (dBuV)	Det	226672 ACF (dB) 3mH	DCCF (dB)	Gain/Loss (dB)	Corrected Reading (dBuV/m)	Average Limit (dBuV/m)	Margin (dB)	Peak Limit (dBuV/m)	PK Margin (dB)	Azimuth (Degs)	Height (cm)	Polarity
1	* 2.39	73.52	Pk	32.1	0	-39.8	65.82	-	-	74	-8.18	345	143	H
2	* 2.389412	75.88	Pk	32.1	0	-39.92	68.06	-	-	74	-5.94	345	143	H
3	* 2.39	50.95	RMS	32.1	.52	-39.8	43.77	54	-10.23	-	-	345	143	H
4	* 2.389838	54.71	RMS	32.1	.52	-39.83	47.5	54	-6.5	-	-	345	143	H

* - indicates frequency in CFR47 Pt 15 / IC RSS-Restricted Band
Pk - Peak detector
RMS - RMS detection

UL VERIFICATION SERVICES INC.
47173 Benicia Street, Fremont, CA 94538; USA TEL:(510) 319-4000 FAX:(510) 661-0888
This report shall not be reproduced except in full, without the written approval of UL Verification Services Inc.

VERTICAL RESULT

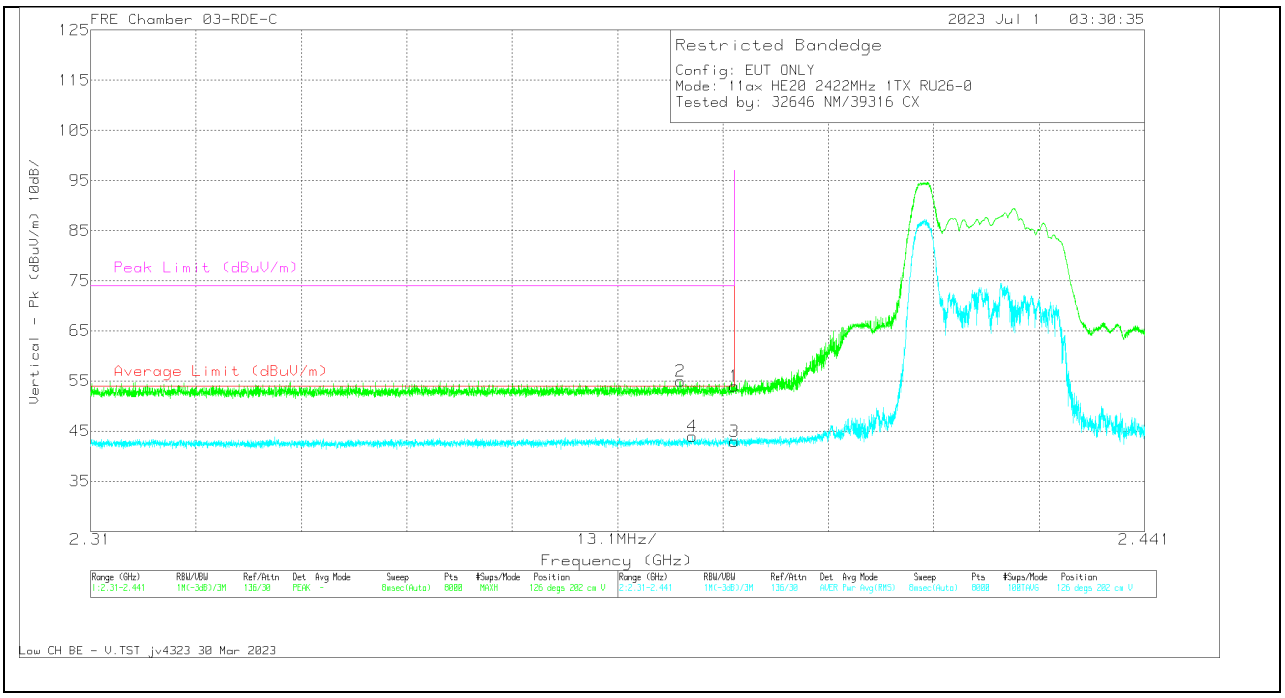

Marker	Frequency (GHz)	Meter Reading (dBuV)	Det	226672 ACF (dB) 3mH	DCCF (dB)	Gain/Loss (dB)	Corrected Reading (dBuV/m)	Average Limit (dBuV/m)	Margin (dB)	Peak Limit (dBuV/m)	PK Margin (dB)	Azimuth (Degs)	Height (cm)	Polarity
1	* 2.39	61.71	Pk	32.1	0	-39.8	54.01	-	-	74	-19.99	126	202	V
2	* 2.383353	62.82	Pk	32.1	0	-39.9	55.02	-	-	74	-18.98	126	202	V
3	* 2.39	50.2	RMS	32.1	.52	-39.8	43.02	54	-10.98	-	-	126	202	V
4	* 2.38481	51.11	RMS	32.1	.52	-39.82	43.91	54	-10.09	-	-	126	202	V

* - indicates frequency in CFR47 Pt 15 / IC RSS-Restricted Band
Pk - Peak detector
RMS - RMS detection

UL VERIFICATION SERVICES INC.
47173 Benicia Street, Fremont, CA 94538; USA TEL:(510) 319-4000 FAX:(510) 661-0888
This report shall not be reproduced except in full, without the written approval of UL Verification Services Inc.

BANDEDGE (HIGH CHANNEL, CH 9)

HORIZONTAL RESULT

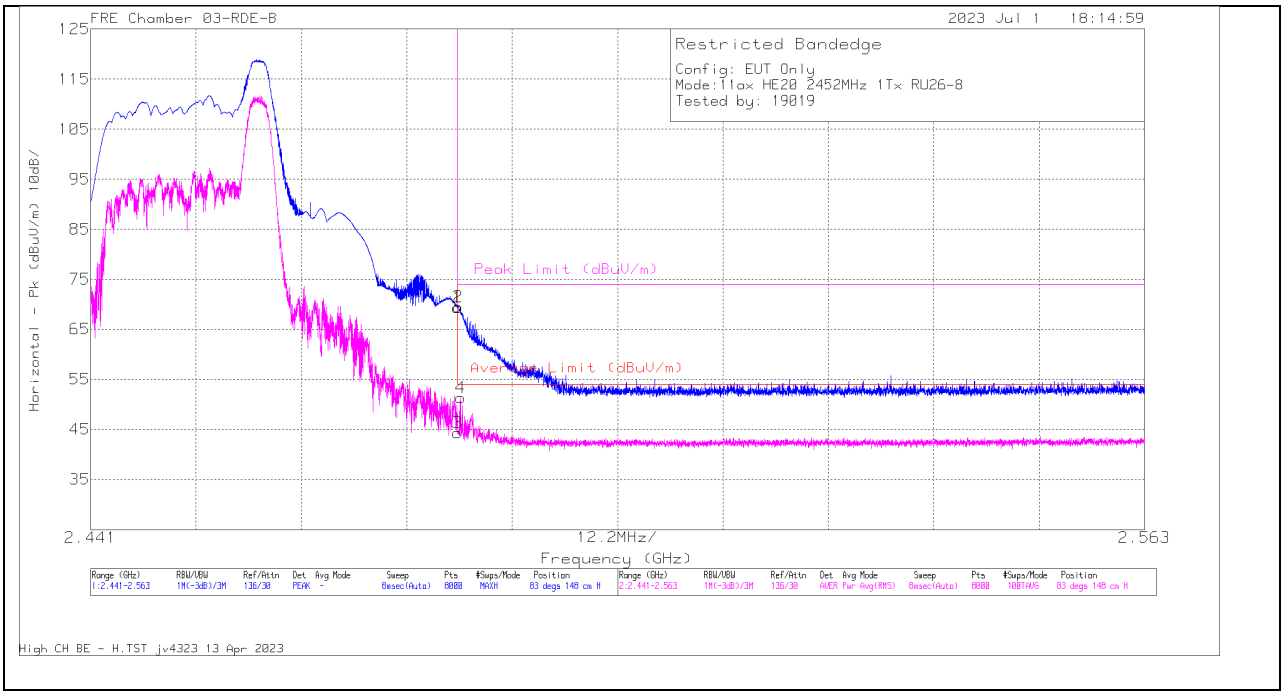

Marker	Frequency (GHz)	Meter Reading (dBuV)	Det	230300 ACF (dB/m)	DCCF (dB)	Gain/Loss (dB)	Corrected Reading (dBuV/m)	Average Limit (dBuV/m)	Margin (dB)	Peak Limit (dBuV/m)	PK Margin (dB)	Azimuth (Degs)	Height (cm)	Polarity
1	* 2.4835	78.31	Pk	32.2	0	-41.15	69.36	-	-	74	-4.64	83	148	H
2	* 2.483538	78.41	Pk	32.2	0	-41.15	69.46	-	-	74	-4.54	83	148	H
3	* 2.4835	52.81	RMS	32.2	.52	-41.15	44.38	54	-9.62	-	-	83	148	H
4	* 2.483843	59.75	RMS	32.2	.52	-41.12	51.35	54	-2.65	-	-	83	148	H

* - indicates frequency in CFR47 Pt 15 / IC RSS-Restricted Band
Pk - Peak detector
RMS - RMS detection

UL VERIFICATION SERVICES INC.
47173 Benicia Street, Fremont, CA 94538; USA TEL:(510) 319-4000 FAX:(510) 661-0888
This report shall not be reproduced except in full, without the written approval of UL Verification Services Inc.

VERTICAL RESULT

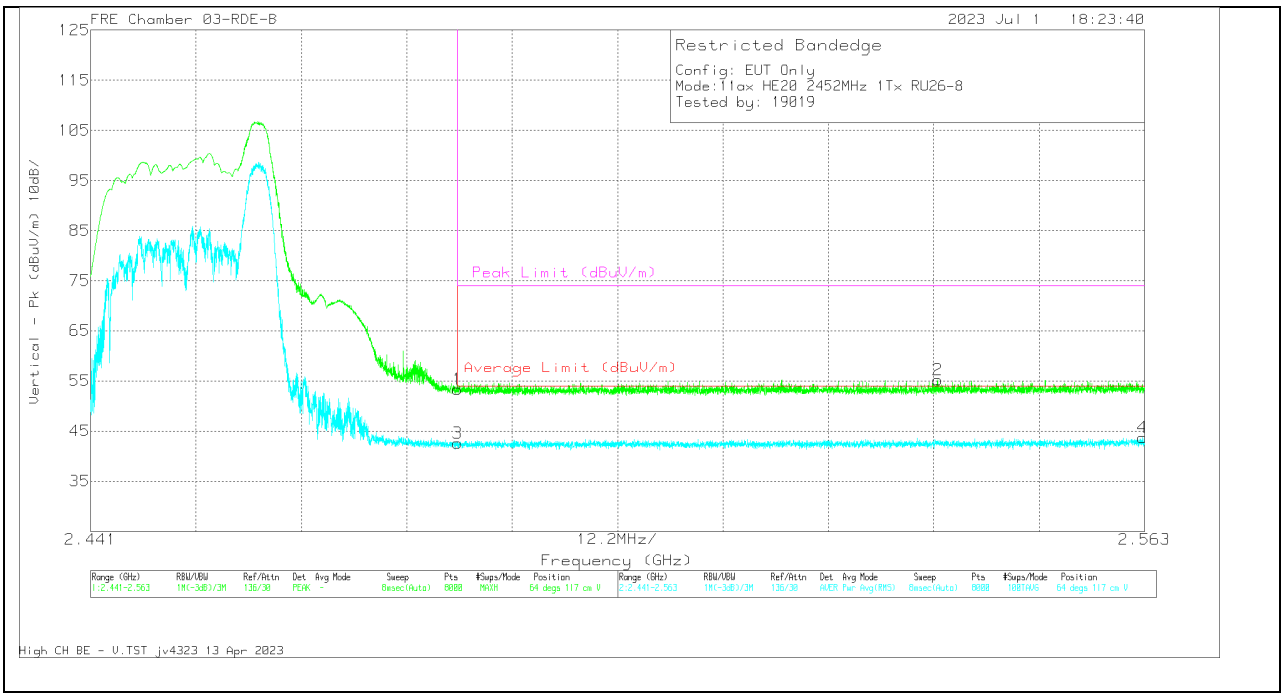

Marker	Frequency (GHz)	Meter Reading (dBuV)	Det	230300 ACF (dB/m)	DCCF (dB)	Gain/Loss (dB)	Corrected Reading (dBuV/m)	Average Limit (dBuV/m)	Margin (dB)	Peak Limit (dBuV/m)	PK Margin (dB)	Azimuth (Degs)	Height (cm)	Polarity
1	* 2.4835	62.34	Pk	32.2	0	-41.15	53.39	-	-	74	-20.61	64	117	V
3	* 2.4835	50.97	RMS	32.2	.52	-41.15	42.54	54	-11.46	-	-	64	117	V
2	2.53907	63.86	Pk	32.3	0	-40.9	55.26	-	-	74	-18.74	64	117	V
4	2.562787	51.67	RMS	32.3	.52	-40.8	43.69	54	-10.31	-	-	64	117	V

* - indicates frequency in CFR47 Pt 15 / IC RSS-Restricted Band
Pk - Peak detector
RMS - RMS detection

UL VERIFICATION SERVICES INC.
47173 Benicia Street, Fremont, CA 94538; USA TEL:(510) 319-4000 FAX:(510) 661-0888
This report shall not be reproduced except in full, without the written approval of UL Verification Services Inc.

BANDEDGE (HIGH CHANNEL, CH 10)

HORIZONTAL RESULT

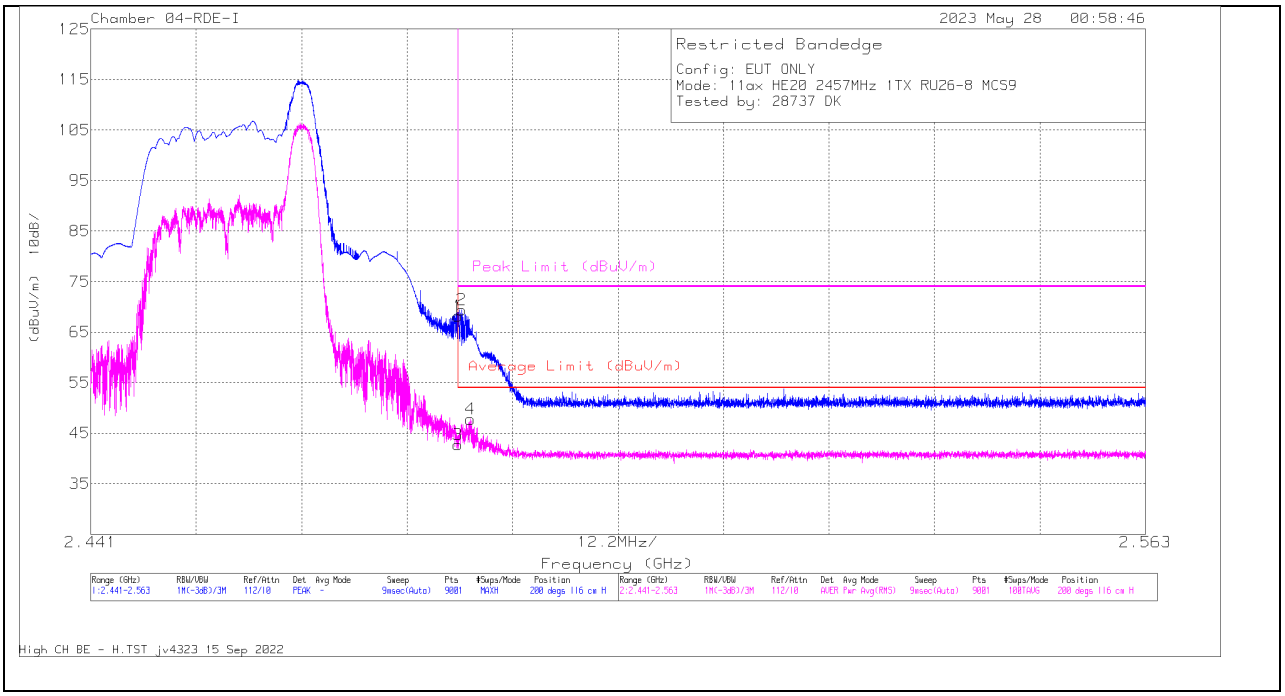

Marker	Frequency (GHz)	Meter Reading (dBuV)	Det	84797 ACF (dB) - 3mH	Amp/Cbl/Pad (dB)	DCCF (dB)	Corrected Reading (dBuV/m)	Average Limit (dBuV/m)	Margin (dB)	Peak Limit (dBuV/m)	PK Margin (dB)	Azimuth (Degs)	Height (cm)	Polarity
1	* 2.4835	57.31	Pk	32	-21.1	0	68.21	-	-	74	-5.79	200	116	H
2	* 2.483918	58.49	Pk	32	-21.1	0	69.39	-	-	74	-4.61	200	116	H
3	* 2.4835	31.28	RMS	32	-21.1	.52	42.7	54	-11.3	-	-	200	116	H
4	* 2.484894	36.23	RMS	32	-21	.52	47.75	54	-6.25	-	-	200	116	H

* - indicates frequency in CFR47 Pt 15 / IC RSS-Restricted Band
Pk - Peak detector
RMS - RMS detection

UL VERIFICATION SERVICES INC.
47173 Benicia Street, Fremont, CA 94538; USA TEL:(510) 319-4000 FAX:(510) 661-0888
This report shall not be reproduced except in full, without the written approval of UL Verification Services Inc.

VERTICAL RESULT

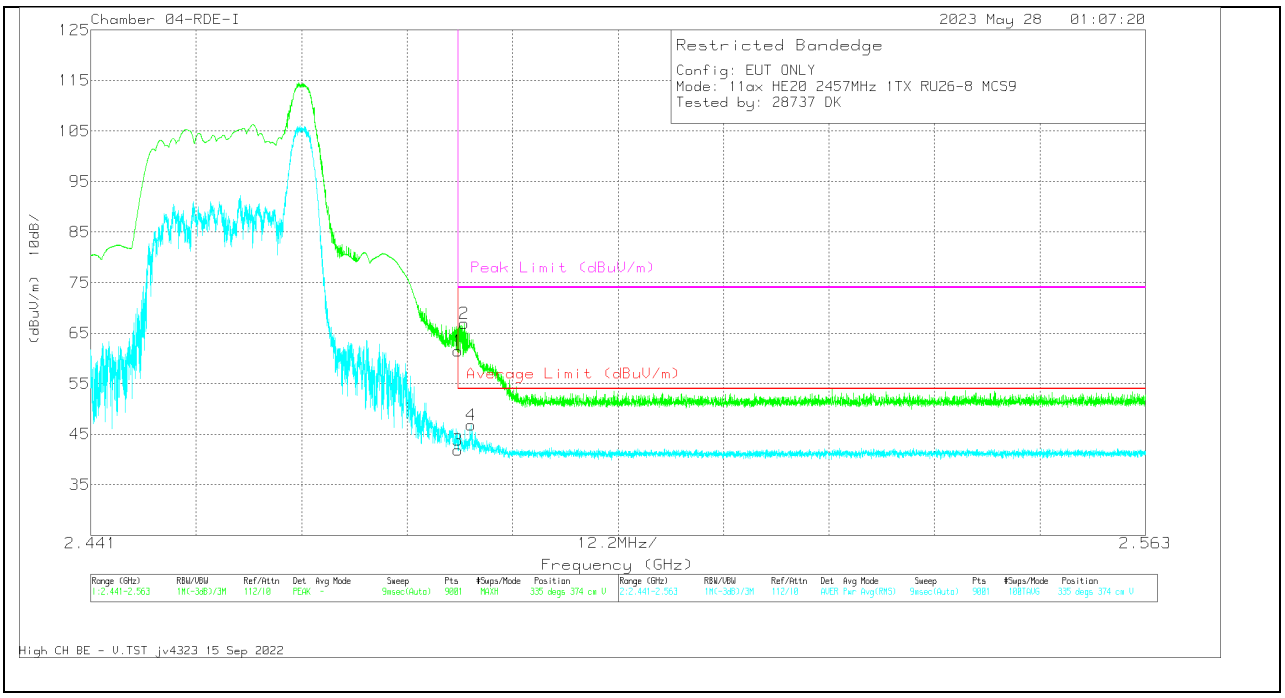

Marker	Frequency (GHz)	Meter Reading (dBuV)	Det	84797 ACF (dB) - 3mH	Amp/Cbl/Pad (dB)	DCCF (dB)	Corrected Reading (dBuV/m)	Average Limit (dBuV/m)	Margin (dB)	Peak Limit (dBuV/m)	PK Margin (dB)	Azimuth (Degs)	Height (cm)	Polarity
1	* 2.4835	50.62	Pk	32	-21.1	0	61.52	-	-	74	-12.48	335	374	V
2	* 2.484189	56.02	Pk	32	-21.1	0	66.92	-	-	74	-7.08	335	374	V
3	* 2.4835	30.39	RMS	32	-21.1	.52	41.81	54	-12.19	-	-	335	374	V
4	* 2.485016	35.33	RMS	32	-21	.52	46.85	54	-7.15	-	-	335	374	V

* - indicates frequency in CFR47 Pt 15 / IC RSS-Restricted Band
Pk - Peak detector
RMS - RMS detection

UL VERIFICATION SERVICES INC.
47173 Benicia Street, Fremont, CA 94538; USA TEL:(510) 319-4000 FAX:(510) 661-0888
This report shall not be reproduced except in full, without the written approval of UL Verification Services Inc.

BANDEDGE (HIGH CHANNEL, CH 11)

HORIZONTAL RESULT

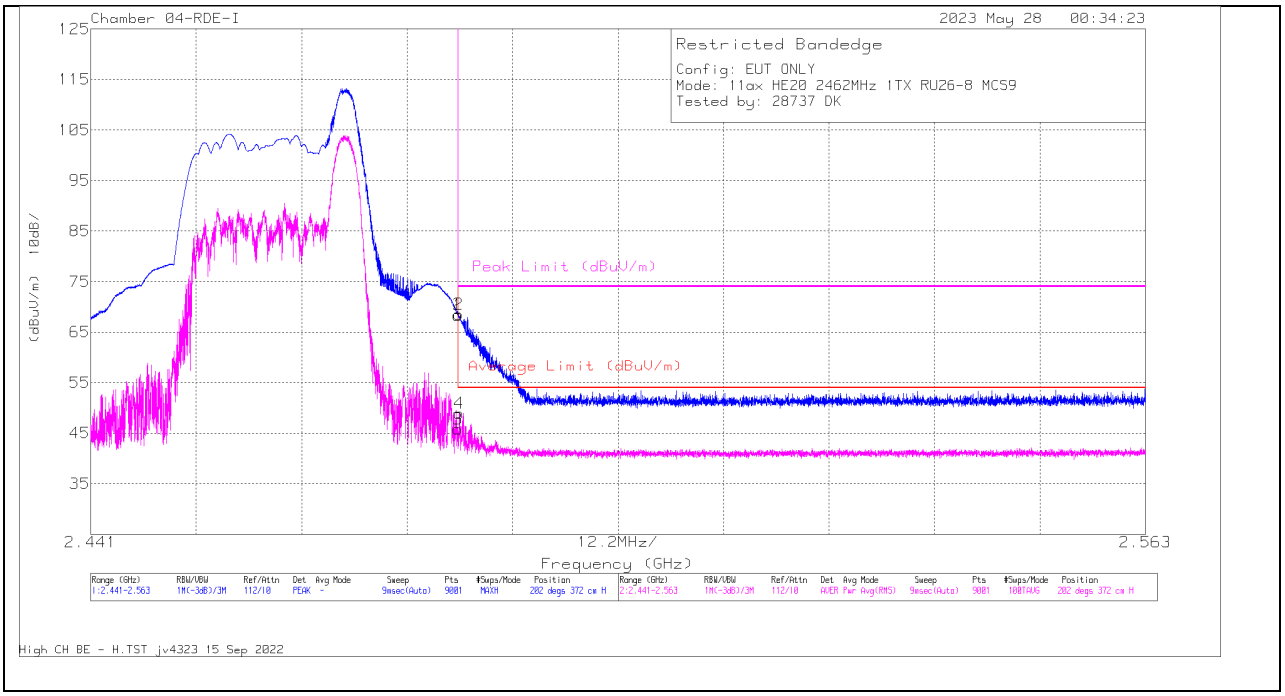

Marker	Frequency (GHz)	Meter Reading (dBuV)	Det	84797 ACF (dB) - 3mH	Amp/Cbl/Pad (dB)	DCCF (dB)	Corrected Reading (dBuV/m)	Average Limit (dBuV/m)	Margin (dB)	Peak Limit (dBuV/m)	PK Margin (dB)	Azimuth (Degs)	Height (cm)	Polarity
1	* 2.4835	57.46	Pk	32	-21.1	0	68.36	-	-	74	-5.64	202	372	H
2	* 2.483566	57.67	Pk	32	-21.1	0	68.57	-	-	74	-5.43	202	372	H
3	* 2.4835	34.44	RMS	32	-21.1	.52	45.86	54	-8.14	-	-	202	372	H
4	* 2.483647	37.52	RMS	32	-21.1	.52	48.94	54	-5.06	-	-	202	372	H

* - indicates frequency in CFR47 Pt 15 / IC RSS-Restricted Band
Pk - Peak detector
RMS - RMS detection

UL VERIFICATION SERVICES INC.
47173 Benicia Street, Fremont, CA 94538; USA TEL:(510) 319-4000 FAX:(510) 661-0888
This report shall not be reproduced except in full, without the written approval of UL Verification Services Inc.

VERTICAL RESULT

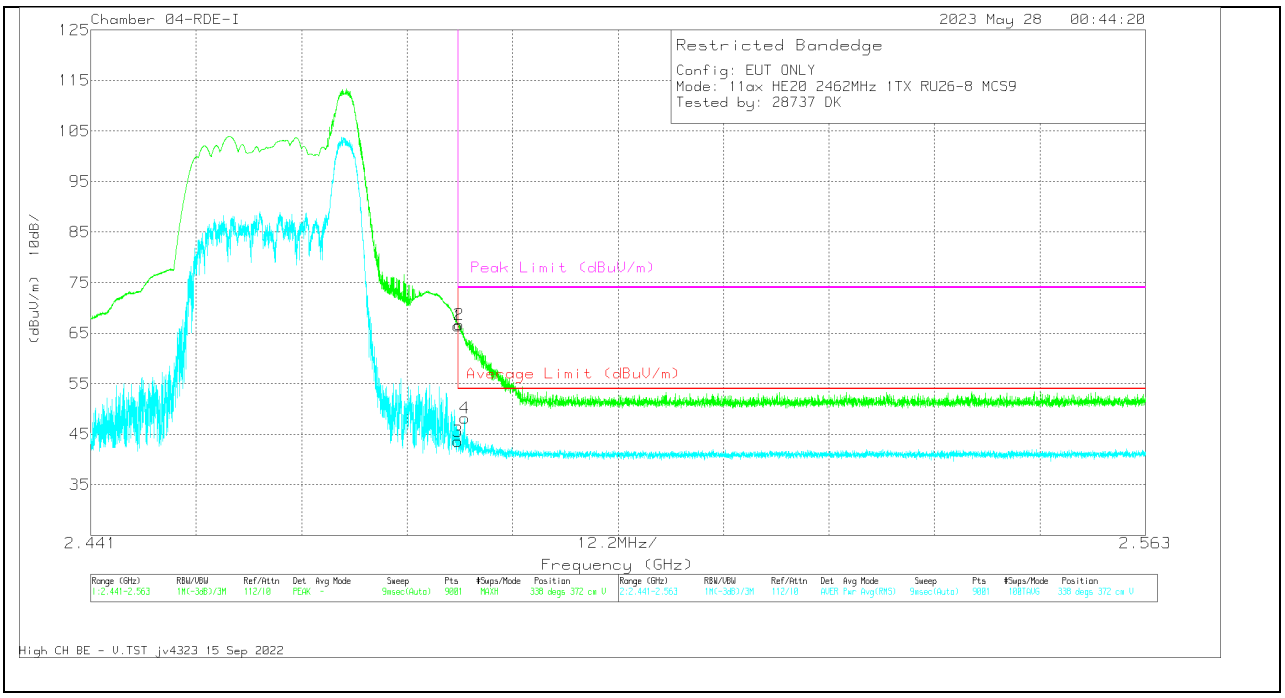

Marker	Frequency (GHz)	Meter Reading (dBuV)	Det	84797 ACF (dB) - 3mH	Amp/Cbl/Pad (dB)	DCCF (dB)	Corrected Reading (dBuV/m)	Average Limit (dBuV/m)	Margin (dB)	Peak Limit (dBuV/m)	PK Margin (dB)	Azimuth (Degs)	Height (cm)	Polarity
1	* 2.4835	55.5	Pk	32	-21.1	0	66.4	-	-	74	-7.6	338	372	V
2	* 2.483647	55.83	Pk	32	-21.1	0	66.73	-	-	74	-7.27	338	372	V
3	* 2.4835	32.19	RMS	32	-21.1	.52	43.61	54	-10.39	-	-	338	372	V
4	* 2.484244	36.8	RMS	32	-21.1	.52	48.22	54	-5.78	-	-	338	372	V

* - indicates frequency in CFR47 Pt 15 / IC RSS-Restricted Band
Pk - Peak detector
RMS - RMS detection

UL VERIFICATION SERVICES INC.
47173 Benicia Street, Fremont, CA 94538; USA TEL:(510) 319-4000 FAX:(510) 661-0888
This report shall not be reproduced except in full, without the written approval of UL Verification Services Inc.

BANDEDGE (HIGH CHANNEL, CH 12)

HORIZONTAL RESULT

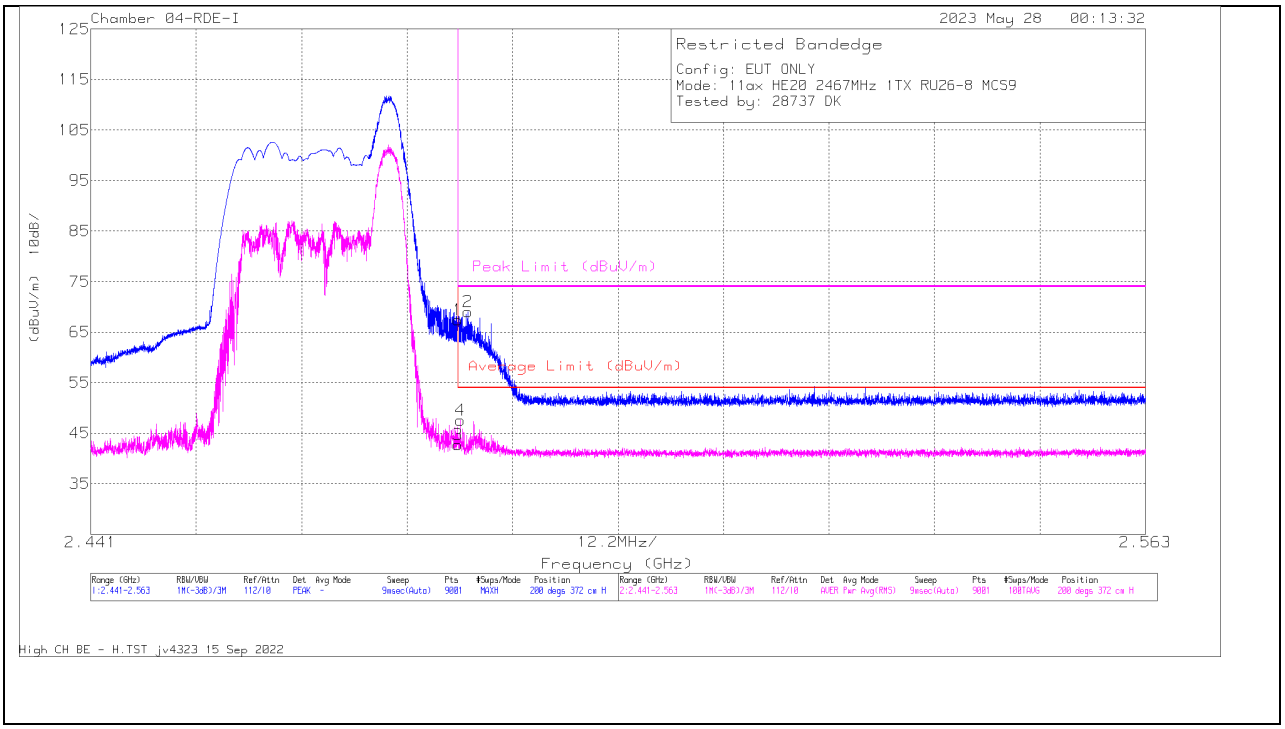

Marker	Frequency (GHz)	Meter Reading (dBuV)	Det	84797 ACF (dB) - 3mH	Amp/Cbl/Pad (dB)	DCCF (dB)	Corrected Reading (dBuV/m)	Average Limit (dBuV/m)	Margin (dB)	Peak Limit (dBuV/m)	PK Margin (dB)	Azimuth (Degs)	Height (cm)	Polarity
1	* 2.4835	56.52	Pk	32	-21.1	0	67.42	-	-	74	-6.58	200	372	H
2	* 2.48461	58.02	Pk	32	-21	0	69.02	-	-	74	-4.98	200	372	H
3	* 2.4835	31.34	RMS	32	-21.1	.52	42.76	54	-11.24	-	-	200	372	H
4	* 2.483783	36.14	RMS	32	-21.1	.52	47.56	54	-6.44	-	-	200	372	H

* - indicates frequency in CFR47 Pt 15 / IC RSS-Restricted Band
Pk - Peak detector
RMS - RMS detection

UL VERIFICATION SERVICES INC.
47173 Benicia Street, Fremont, CA 94538; USA TEL:(510) 319-4000 FAX:(510) 661-0888
This report shall not be reproduced except in full, without the written approval of UL Verification Services Inc.

VERTICAL RESULT

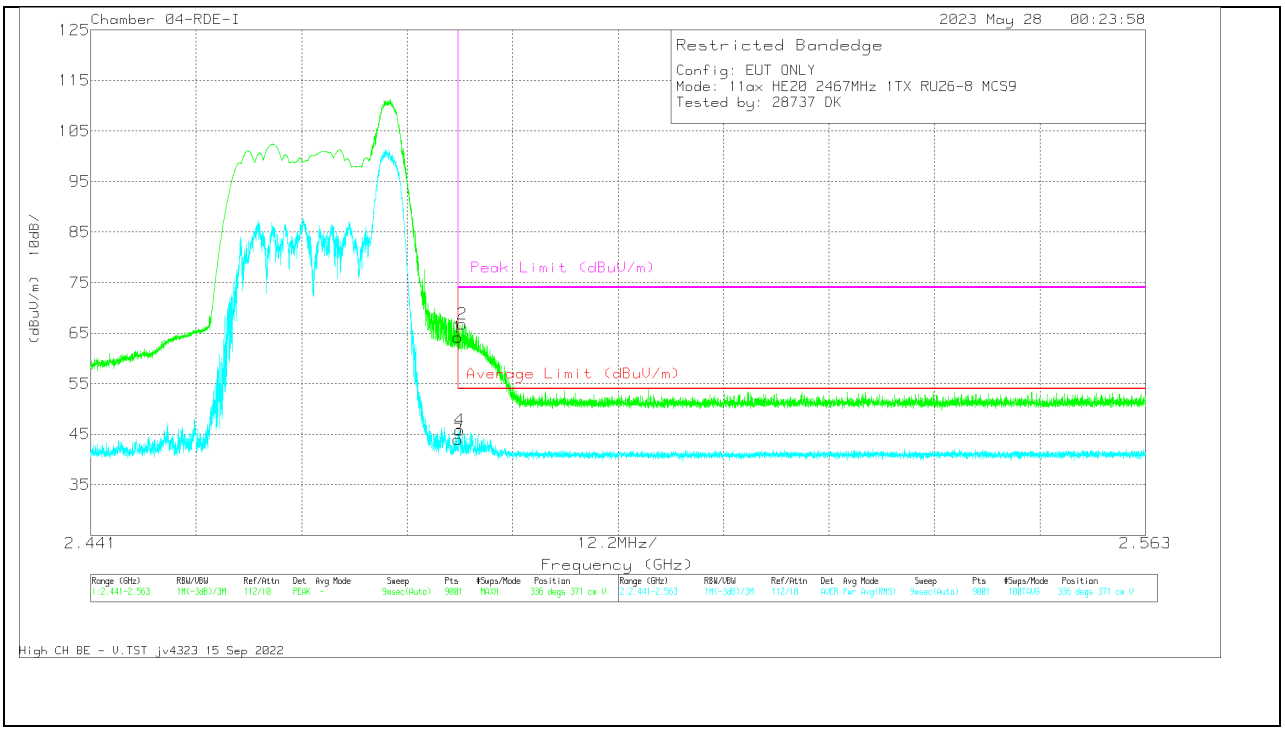

Marker	Frequency (GHz)	Meter Reading (dBuV)	Det	84797 ACF (dB) - 3mH	Amp/Cbl/Pad (dB)	DCCF (dB)	Corrected Reading (dBuV/m)	Average Limit (dBuV/m)	Margin (dB)	Peak Limit (dBuV/m)	PK Margin (dB)	Azimuth (Degs)	Height (cm)	Polarity
1	* 2.4835	53.27	Pk	32	-21.1	0	64.17	-	-	74	-9.83	336	371	V
2	* 2.483973	55.93	Pk	32	-21.1	0	66.83	-	-	74	-7.17	336	371	V
3	* 2.4835	32.49	RMS	32	-21.1	.52	43.91	54	-10.09	-	-	336	371	V
4	* 2.483674	34.38	RMS	32	-21.1	.52	45.8	54	-8.2	-	-	336	371	V

* - indicates frequency in CFR47 Pt 15 / IC RSS-Restricted Band
Pk - Peak detector
RMS - RMS detection

UL VERIFICATION SERVICES INC.
47173 Benicia Street, Fremont, CA 94538; USA TEL:(510) 319-4000 FAX:(510) 661-0888
This report shall not be reproduced except in full, without the written approval of UL Verification Services Inc.

BANDEDGE (HIGH CHANNEL, CH 13)

HORIZONTAL RESULT

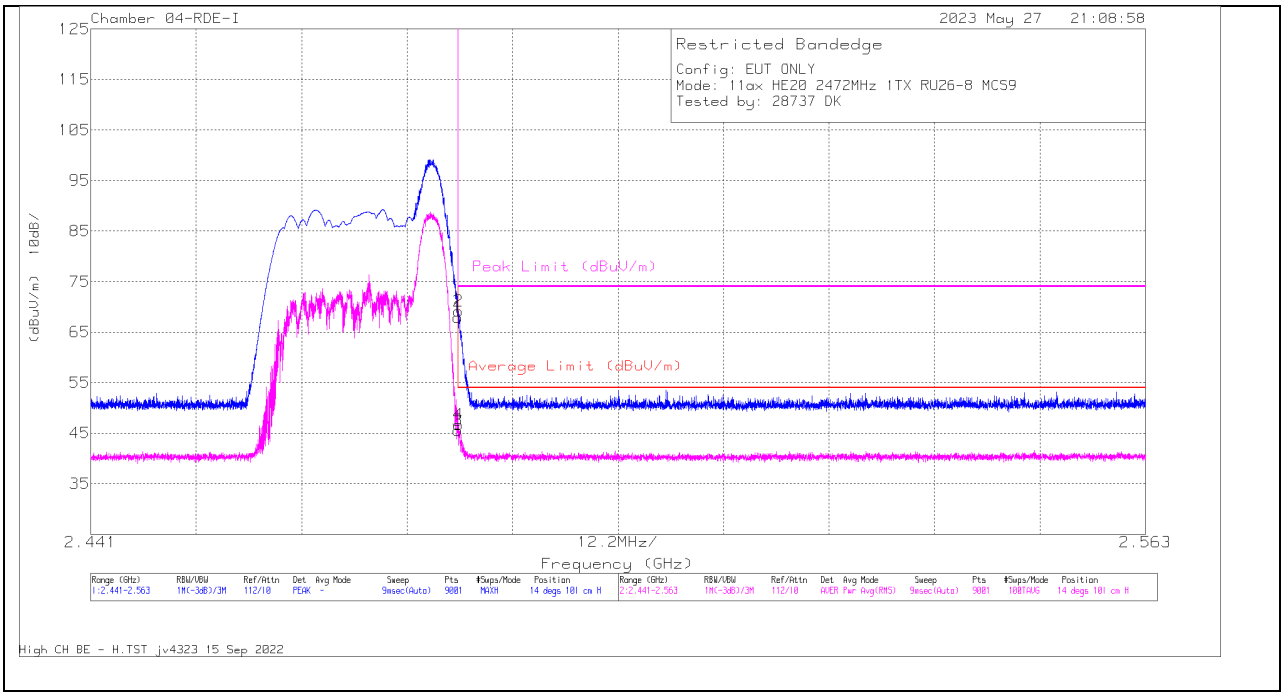

Marker	Frequency (GHz)	Meter Reading (dBuV)	Det	84797 ACF (dB) - 3mH	Amp/Cbl/Pad (dB)	DCCF (dB)	Corrected Reading (dBuV/m)	Average Limit (dBuV/m)	Margin (dB)	Peak Limit (dBuV/m)	PK Margin (dB)	Azimuth (Degs)	Height (cm)	Polarity
1	* 2.4835	56.99	Pk	32	-21.1	0	67.89	-	-	74	-6.11	14	101	H
2	* 2.483512	58.28	Pk	32	-21.1	0	69.18	-	-	74	-4.82	14	101	H
3	* 2.4835	34.11	RMS	32	-21.1	.52	45.53	54	-8.47	-	-	14	101	H
4	* 2.483566	35.22	RMS	32	-21.1	.52	46.64	54	-7.36	-	-	14	101	H

* - indicates frequency in CFR47 Pt 15 / IC RSS-Restricted Band
Pk - Peak detector
RMS - RMS detection

UL VERIFICATION SERVICES INC.
47173 Benicia Street, Fremont, CA 94538; USA TEL:(510) 319-4000 FAX:(510) 661-0888
This report shall not be reproduced except in full, without the written approval of UL Verification Services Inc.

VERTICAL RESULT

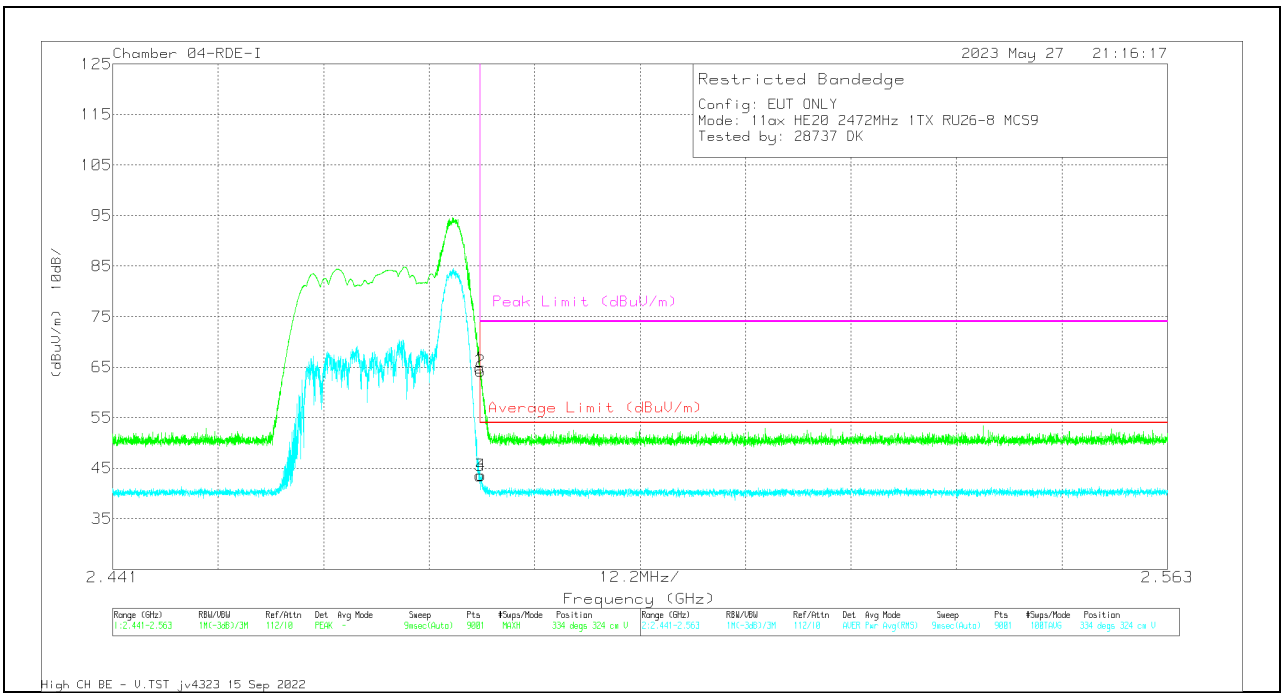

Marker	Frequency (GHz)	Meter Reading (dBuV)	Det	84797 ACF (dB) - 3mH	Amp/Cbl/Pad (dB)	DCCF (dB)	Corrected Reading (dBuV/m)	Average Limit (dBuV/m)	Margin (dB)	Peak Limit (dBuV/m)	PK Margin (dB)	Azimuth (Degs)	Height (cm)	Polarity
1	* 2.4835	53.93	Pk	32	-21.1	0	64.83	-	-	74	-9.17	334	324	V
2	* 2.483539	53.32	Pk	32	-21.1	0	64.22	-	-	74	-9.78	334	324	V
3	* 2.4835	32.11	RMS	32	-21.1	.52	43.53	54	-10.47	-	-	334	324	V
4	* 2.483593	32.17	RMS	32	-21.1	.52	43.59	54	-10.41	-	-	334	324	V

* - indicates frequency in CFR47 Pt 15 / IC RSS-Restricted Band
Pk - Peak detector
RMS - RMS detection

UL VERIFICATION SERVICES INC.
47173 Benicia Street, Fremont, CA 94538; USA TEL:(510) 319-4000 FAX:(510) 661-0888
This report shall not be reproduced except in full, without the written approval of UL Verification Services Inc.

1TX ANT 3 MODE: SU

BANDEDGE (LOW CHANNEL, CH 1)

HORIZONTAL RESULT

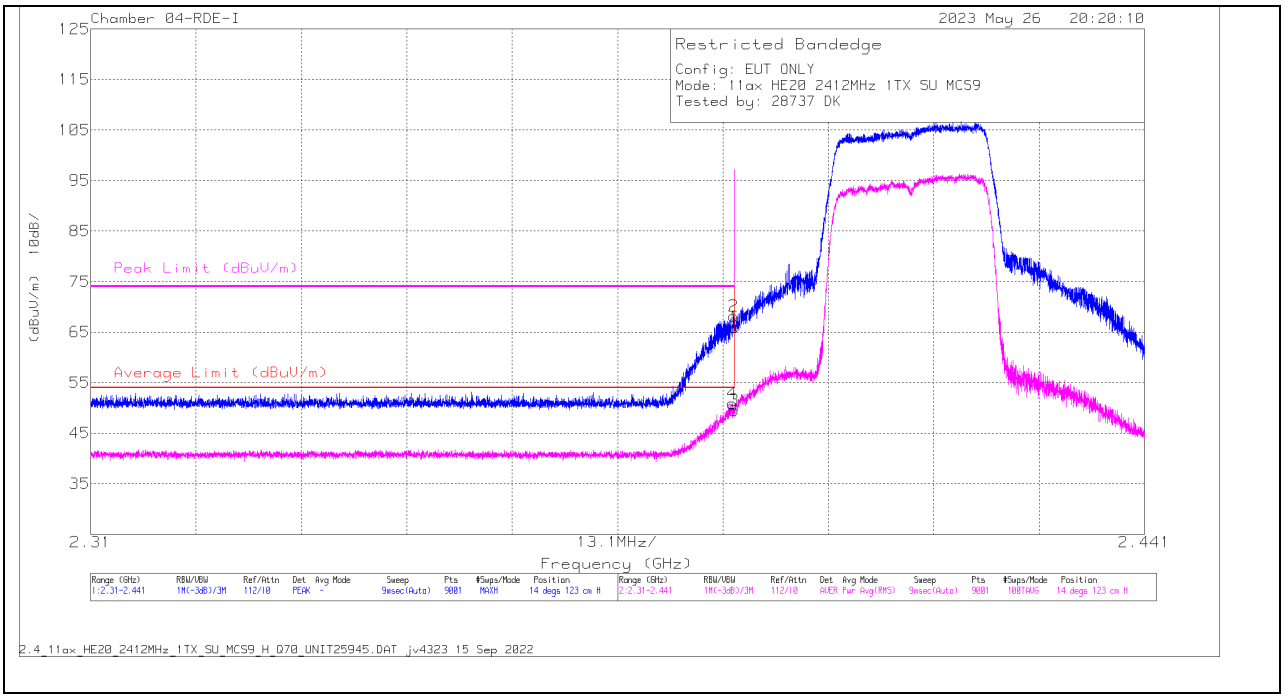

Marker	Frequency (GHz)	Meter Reading (dBuV)	Det	84797 ACF (dB) - 3mH	Amp/ Cbl/Pad (dB)	DCCF (dB)	Corrected Reading (dBuV/m)	Average Limit (dBuV/m)	Margin (dB)	Peak Limit (dBuV/m)	PK Margin (dB)	Azimuth (Degs)	Height (cm)	Polarity
1	* 2.39	54.88	Pk	31.7	-20.6	0	65.98	-	-	74	-8.02	14	123	H
2	* 2.389927	57.03	Pk	31.7	-20.6	0	68.13	-	-	74	-5.87	14	123	H
3	* 2.39	37.83	RMS	31.7	-20.6	.54	49.47	54	-4.53	-	-	14	123	H
4	* 2.389781	39.29	RMS	31.7	-20.6	.54	50.93	54	-3.07	-	-	14	123	H

* - indicates frequency in CFR47 Pt 15 / IC RSS-Restricted Band
Pk - Peak detector
RMS - RMS detection

UL VERIFICATION SERVICES INC.
47173 Benicia Street, Fremont, CA 94538; USA TEL:(510) 319-4000 FAX:(510) 661-0888
This report shall not be reproduced except in full, without the written approval of UL Verification Services Inc.

VERTICAL RESULT

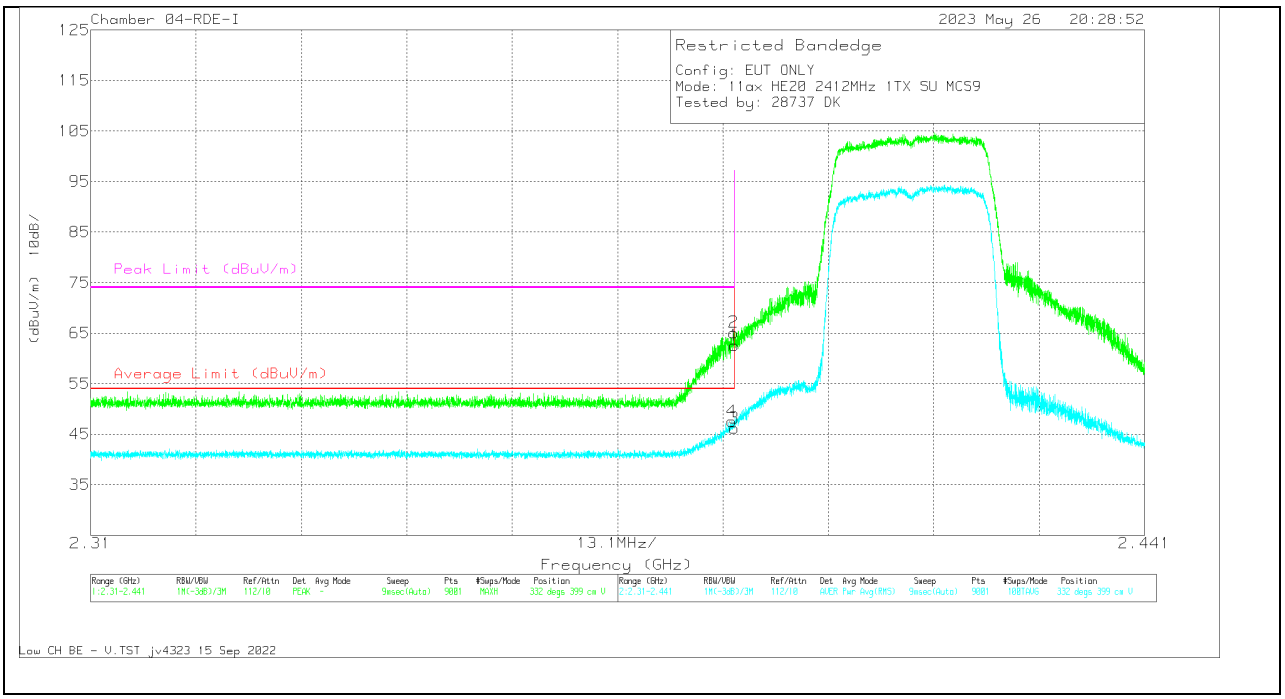

Marker	Frequency (GHz)	Meter Reading (dBuV)	Det	84797 ACF (dB) - 3mH	Amp/ Cbl/Pad (dB)	DCCF (dB)	Corrected Reading (dBuV/m)	Average Limit (dBuV/m)	Margin (dB)	Peak Limit (dBuV/m)	PK Margin (dB)	Azimuth (Degs)	Height (cm)	Polarity
1	* 2.39	51.52	Pk	31.7	-20.6	0	62.62	-	-	74	-11.38	332	399	V
2	* 2.389927	54.03	Pk	31.7	-20.6	0	65.13	-	-	74	-8.87	332	399	V
3	* 2.39	34.52	RMS	31.7	-20.6	.54	46.16	54	-7.84	-	-	332	399	V
4	* 2.389694	35.9	RMS	31.7	-20.6	.54	47.54	54	-6.46	-	-	332	399	V

* - indicates frequency in CFR47 Pt 15 / IC RSS-Restricted Band
Pk - Peak detector
RMS - RMS detection

UL VERIFICATION SERVICES INC.
47173 Benicia Street, Fremont, CA 94538; USA TEL:(510) 319-4000 FAX:(510) 661-0888
This report shall not be reproduced except in full, without the written approval of UL Verification Services Inc.

BANDEDGE (LOW CHANNEL, CH 2)

HORIZONTAL RESULT

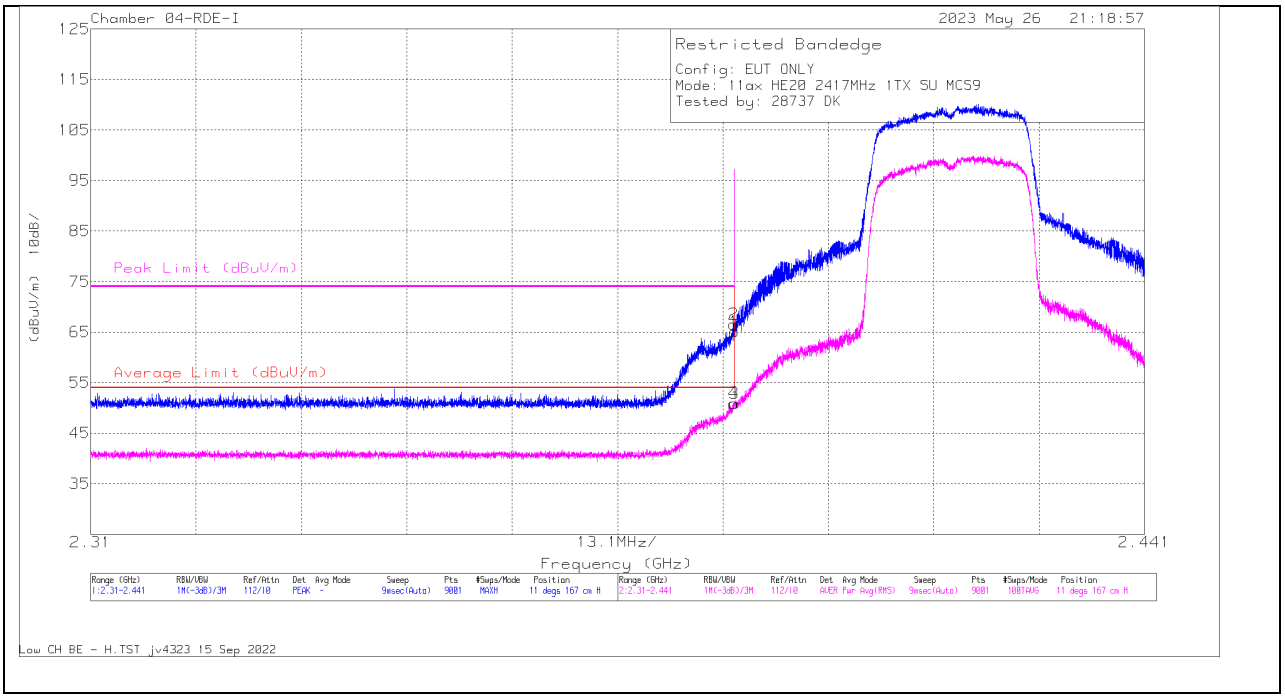

Marker	Frequency (GHz)	Meter Reading (dBuV)	Det	84797 ACF (dB) - 3mH	Amp/ Cbl/Pad (dB)	DCCF (dB)	Corrected Reading (dBuV/m)	Average Limit (dBuV/m)	Margin (dB)	Peak Limit (dBuV/m)	PK Margin (dB)	Azimuth (Degs)	Height (cm)	Polarity
1	* 2.39	53.97	Pk	31.7	-20.6	0	65.07	-	-	74	-8.93	11	167	H
2	* 2.389927	55.41	Pk	31.7	-20.6	0	66.51	-	-	74	-7.49	11	167	H
3	* 2.39	39.29	RMS	31.7	-20.6	.54	50.93	54	-3.07	-	-	11	167	H
4	* 2.389898	39.31	RMS	31.7	-20.6	.54	50.95	54	-3.05	-	-	11	167	H

* - indicates frequency in CFR47 Pt 15 / IC RSS-Restricted Band
Pk - Peak detector
RMS - RMS detection

UL VERIFICATION SERVICES INC.
47173 Benicia Street, Fremont, CA 94538; USA TEL:(510) 319-4000 FAX:(510) 661-0888
This report shall not be reproduced except in full, without the written approval of UL Verification Services Inc.

VERTICAL RESULT

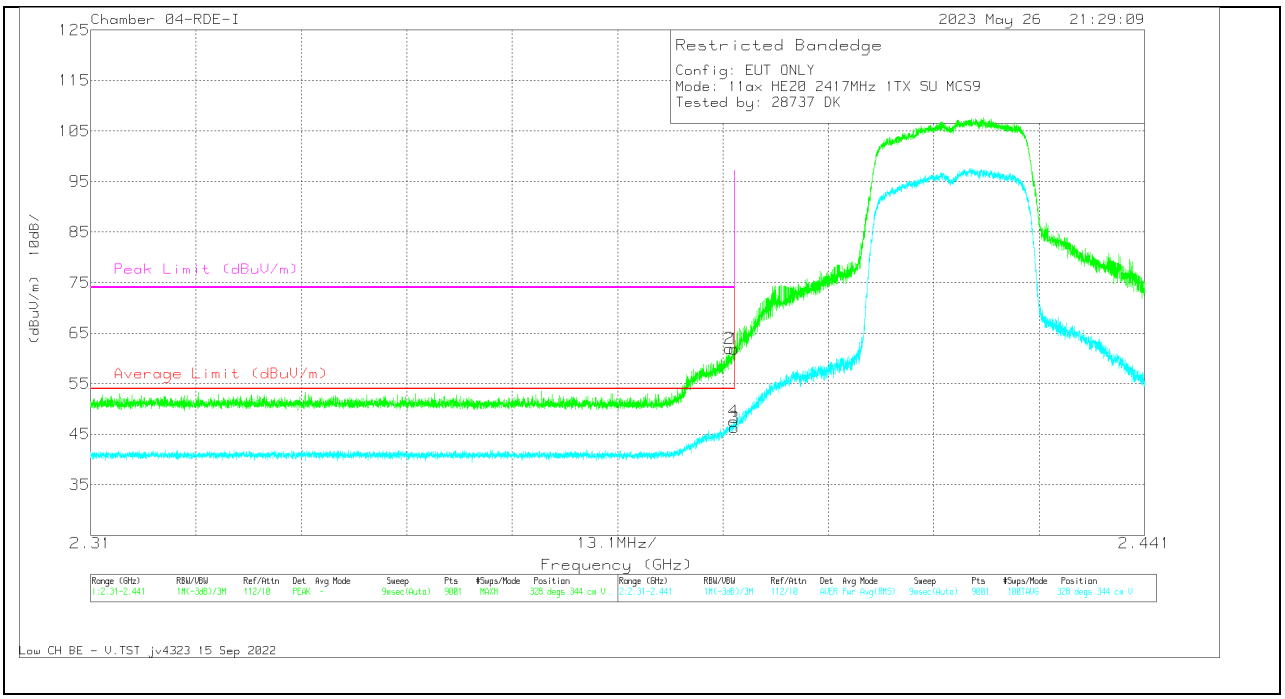

Marker	Frequency (GHz)	Meter Reading (dBuV)	Det	84797 ACF (dB) - 3mH	Amp/ Cbl/Pad (dB)	DCCF (dB)	Corrected Reading (dBuV/m)	Average Limit (dBuV/m)	Margin (dB)	Peak Limit (dBuV/m)	PK Margin (dB)	Azimuth (Degs)	Height (cm)	Polarity
1	* 2.39	50.7	Pk	31.7	-20.6	0	61.8	-	-	74	-12.2	328	344	V
2	* 2.389374	50.85	Pk	31.7	-20.6	0	61.95	-	-	74	-12.05	328	344	V
3	* 2.39	34.61	RMS	31.7	-20.6	.54	46.25	54	-7.75	-	-	328	344	V
4	* 2.389971	35.94	RMS	31.7	-20.6	.54	47.58	54	-6.42	-	-	328	344	V

* - indicates frequency in CFR47 Pt 15 / IC RSS-Restricted Band
Pk - Peak detector
RMS - RMS detection

UL VERIFICATION SERVICES INC.
47173 Benicia Street, Fremont, CA 94538; USA TEL:(510) 319-4000 FAX:(510) 661-0888
This report shall not be reproduced except in full, without the written approval of UL Verification Services Inc.

BANDEDGE (LOW CHANNEL, CH 3)

HORIZONTAL RESULT

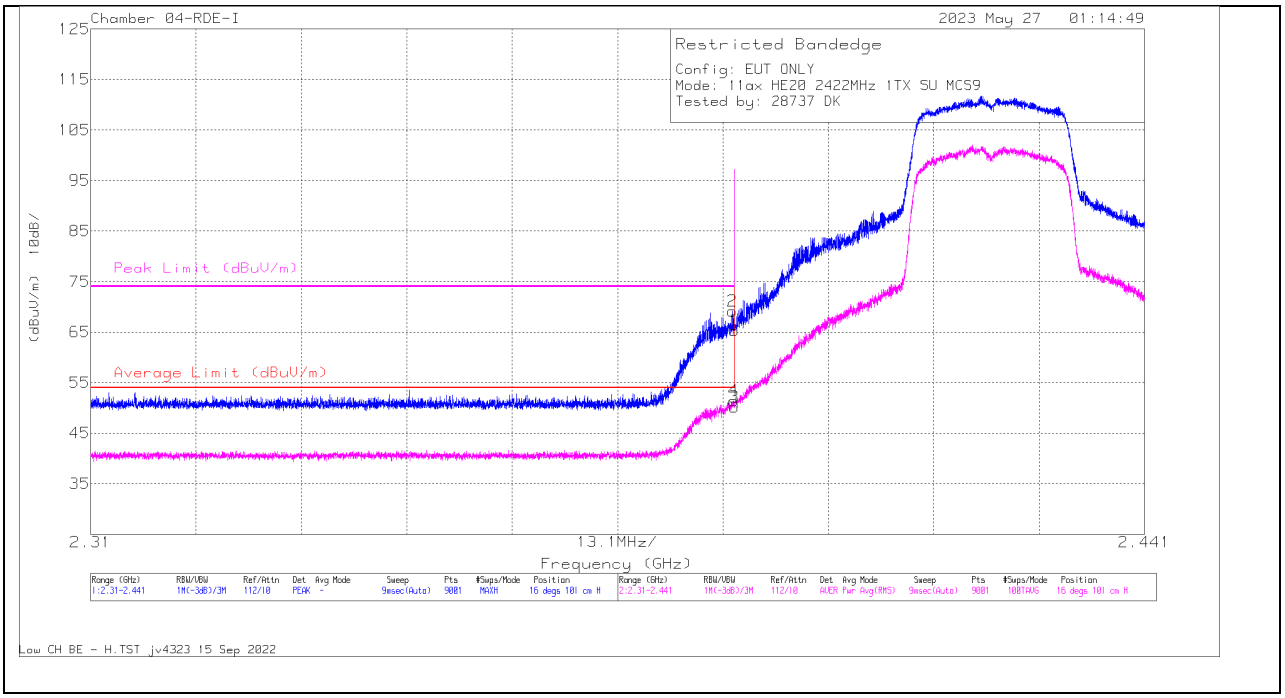

Marker	Frequency (GHz)	Meter Reading (dBuV)	Det	84797 ACF (dB) - 3mH	Amp/ Cbl/Pad (dB)	DCCF (dB)	Corrected Reading (dBuV/m)	Average Limit (dBuV/m)	Margin (dB)	Peak Limit (dBuV/m)	PK Margin (dB)	Azimuth (Degs)	Height (cm)	Polarity
1	* 2.39	54.18	Pk	31.7	-20.6	0	65.28	-	-	74	-8.72	16	101	H
2	* 2.389811	58.05	Pk	31.7	-20.6	0	69.15	-	-	74	-4.85	16	101	H
3	* 2.39	38.46	RMS	31.7	-20.6	.54	50.10	54	-3.90	-	-	16	101	H
4	* 2.389927	39.73	RMS	31.7	-20.6	.54	51.37	54	-2.63	-	-	16	101	H

* - indicates frequency in CFR47 Pt 15 / IC RSS-Restricted Band
Pk - Peak detector
RMS - RMS detection

UL VERIFICATION SERVICES INC.
47173 Benicia Street, Fremont, CA 94538; USA TEL:(510) 319-4000 FAX:(510) 661-0888
This report shall not be reproduced except in full, without the written approval of UL Verification Services Inc.

VERTICAL RESULT

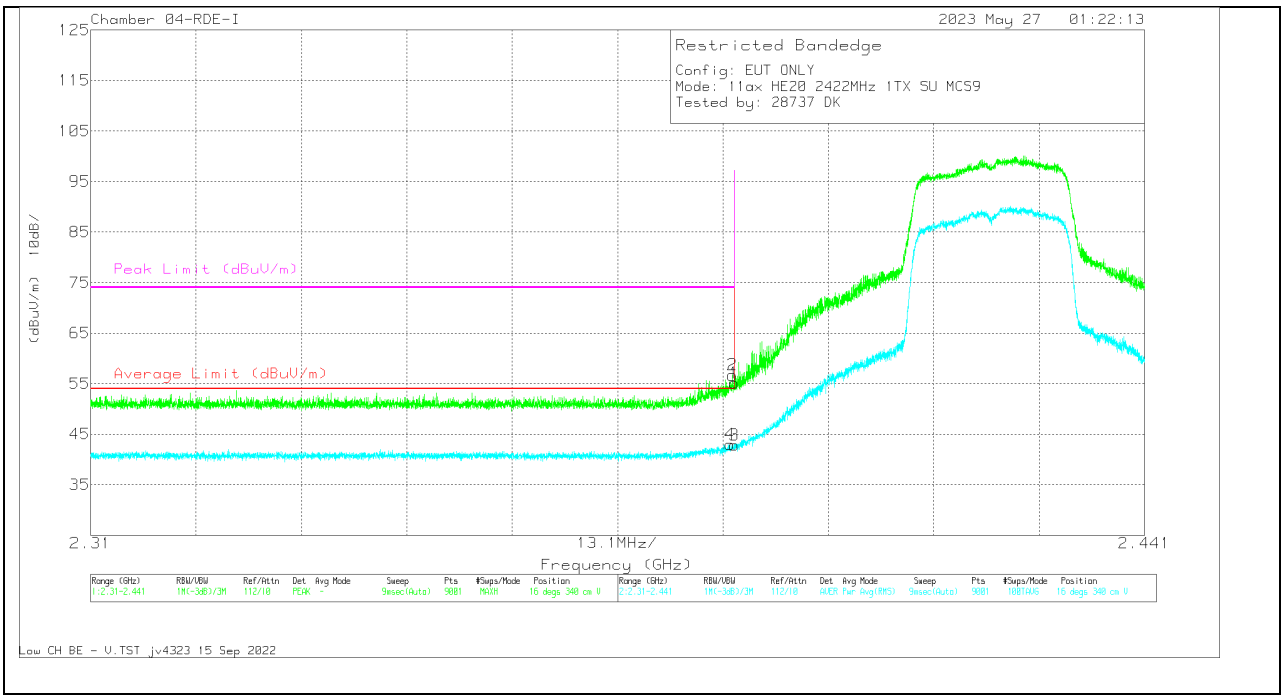

Marker	Frequency (GHz)	Meter Reading (dBuV)	Det	84797 ACF (dB) - 3mH	Amp/ Cbl/Pad (dB)	DCCF (dB)	Corrected Reading (dBuV/m)	Average Limit (dBuV/m)	Margin (dB)	Peak Limit (dBuV/m)	PK Margin (dB)	Azimuth (Degs)	Height (cm)	Polarity
1	* 2.39	44.02	Pk	31.7	-20.6	0	55.12	-	-	74	-18.88	16	340	V
2	* 2.389796	45.59	Pk	31.7	-20.6	0	56.69	-	-	74	-17.31	16	340	V
3	* 2.39	31.18	RMS	31.7	-20.6	.54	42.82	54	-11.18	-	-	16	340	V
4	* 2.38949	31.35	RMS	31.7	-20.6	.54	42.99	54	-11.01	-	-	16	340	V

* - indicates frequency in CFR47 Pt 15 / IC RSS-Restricted Band
Pk - Peak detector
RMS - RMS detection

UL VERIFICATION SERVICES INC.
47173 Benicia Street, Fremont, CA 94538; USA TEL:(510) 319-4000 FAX:(510) 661-0888
This report shall not be reproduced except in full, without the written approval of UL Verification Services Inc.

BANDEDGE (HIGH CHANNEL, CH 9)

HORIZONTAL RESULT

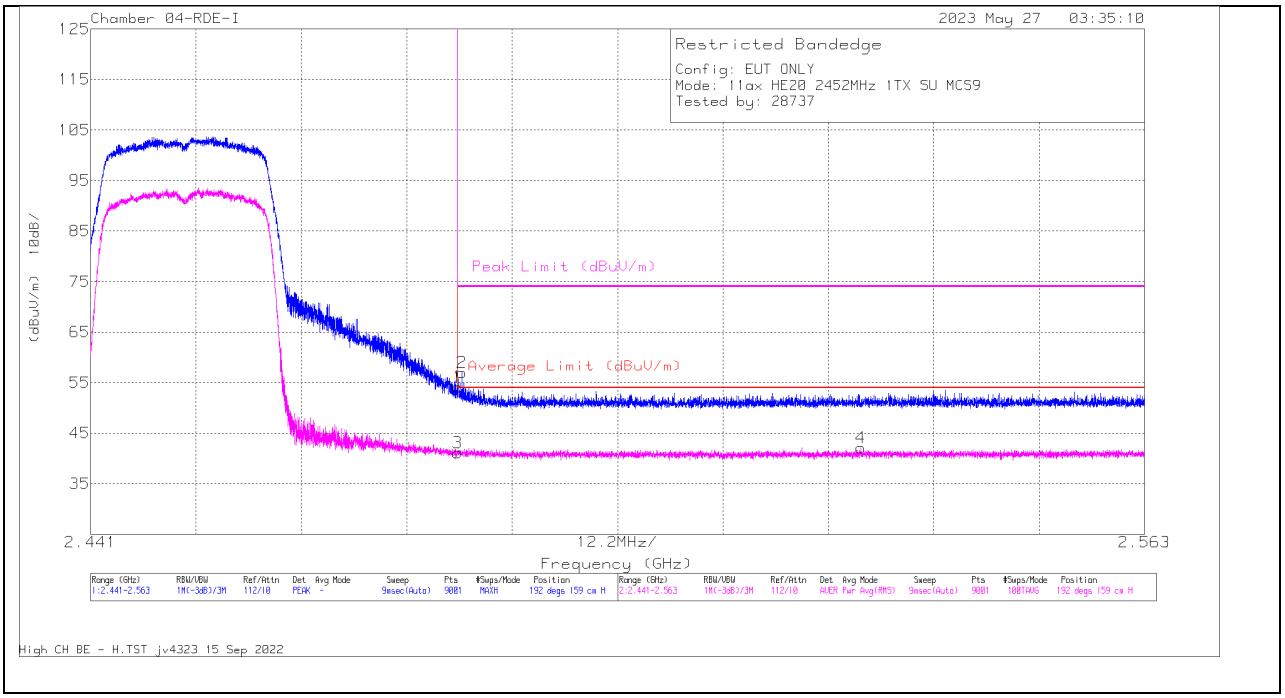

Marker	Frequency (GHz)	Meter Reading (dBuV)	Det	84797 ACF (dB) - 3mH	Amp/ Cbl/Pad (dB)	DCCF (dB)	Corrected Reading (dBuV/m)	Average Limit (dBuV/m)	Margin (dB)	Peak Limit (dBuV/m)	PK Margin (dB)	Azimuth (Degs)	Height (cm)	Polarity
1	* 2.4835	43.21	Pk	32	-21.1	0	54.11	-	-	74	-19.89	192	159	H
2	* 2.484	46.04	Pk	32	-21.1	0	56.94	-	-	74	-17.06	192	159	H
3	* 2.4835	29.62	RMS	32	-21.1	.54	41.06	54	-12.94	-	-	192	159	H
4	2.530158	30.43	RMS	32.2	-21.1	.54	42.07	54	-11.93	-	-	192	159	H

* - indicates frequency in CFR47 Pt 15 / IC RSS-Restricted Band
Pk - Peak detector
RMS - RMS detection

UL VERIFICATION SERVICES INC.
47173 Benicia Street, Fremont, CA 94538; USA TEL:(510) 319-4000 FAX:(510) 661-0888
This report shall not be reproduced except in full, without the written approval of UL Verification Services Inc.

VERTICAL RESULT

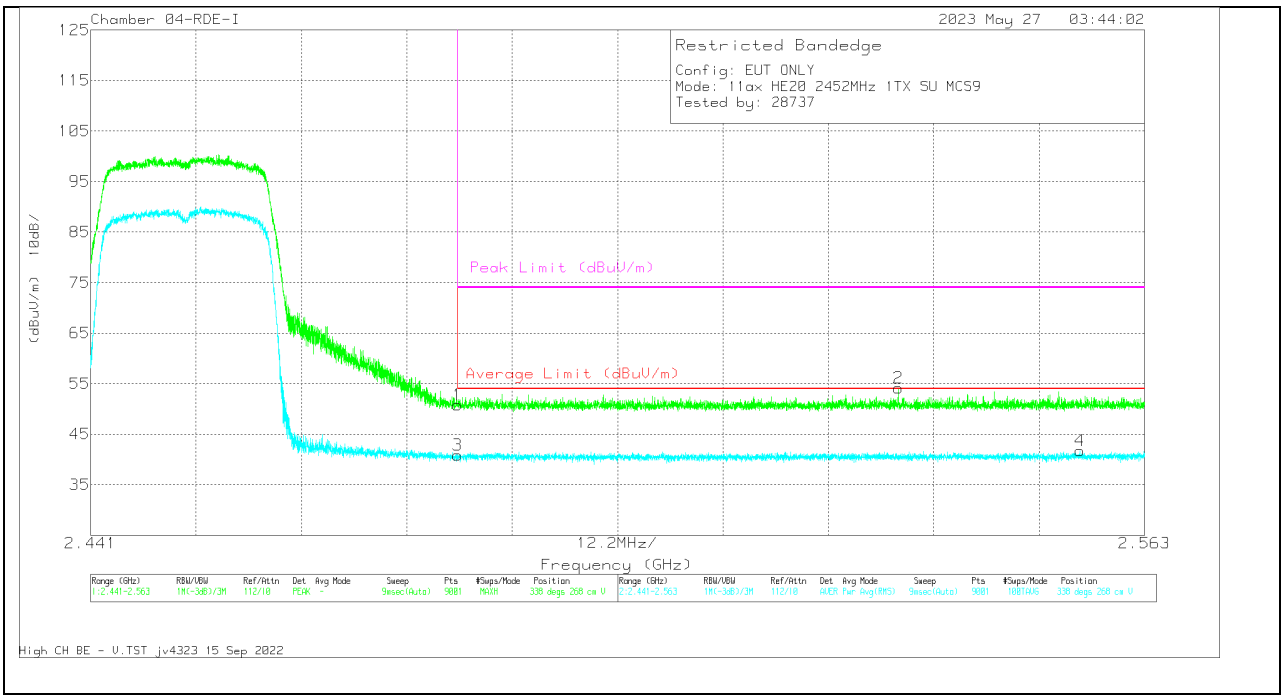

Marker	Frequency (GHz)	Meter Reading (dBuV)	Det	84797 ACF (dB) - 3mH	Amp/ Cbl/Pad (dB)	DCCF (dB)	Corrected Reading (dBuV/m)	Average Limit (dBuV/m)	Margin (dB)	Peak Limit (dBuV/m)	PK Margin (dB)	Azimuth (Degs)	Height (cm)	Polarity
1	* 2.4835	39.92	Pk	32	-21.1	0	50.82	-	-	74	-23.18	338	268	V
2	2.534482	43.07	Pk	32.2	-21.1	0	54.17	-	-	74	-19.83	338	268	V
3	* 2.4835	29.34	RMS	32	-21.1	.54	40.78	54	-13.22	-	-	338	268	V
4	2.555548	29.97	RMS	32.3	-21.1	.54	41.71	54	-12.29	-	-	338	268	V

* - indicates frequency in CFR47 Pt 15 / IC RSS-Restricted Band
Pk - Peak detector
RMS - RMS detection

UL VERIFICATION SERVICES INC.
47173 Benicia Street, Fremont, CA 94538; USA TEL:(510) 319-4000 FAX:(510) 661-0888
This report shall not be reproduced except in full, without the written approval of UL Verification Services Inc.

BANDEDGE (HIGH CHANNEL, CH 10)

HORIZONTAL RESULT

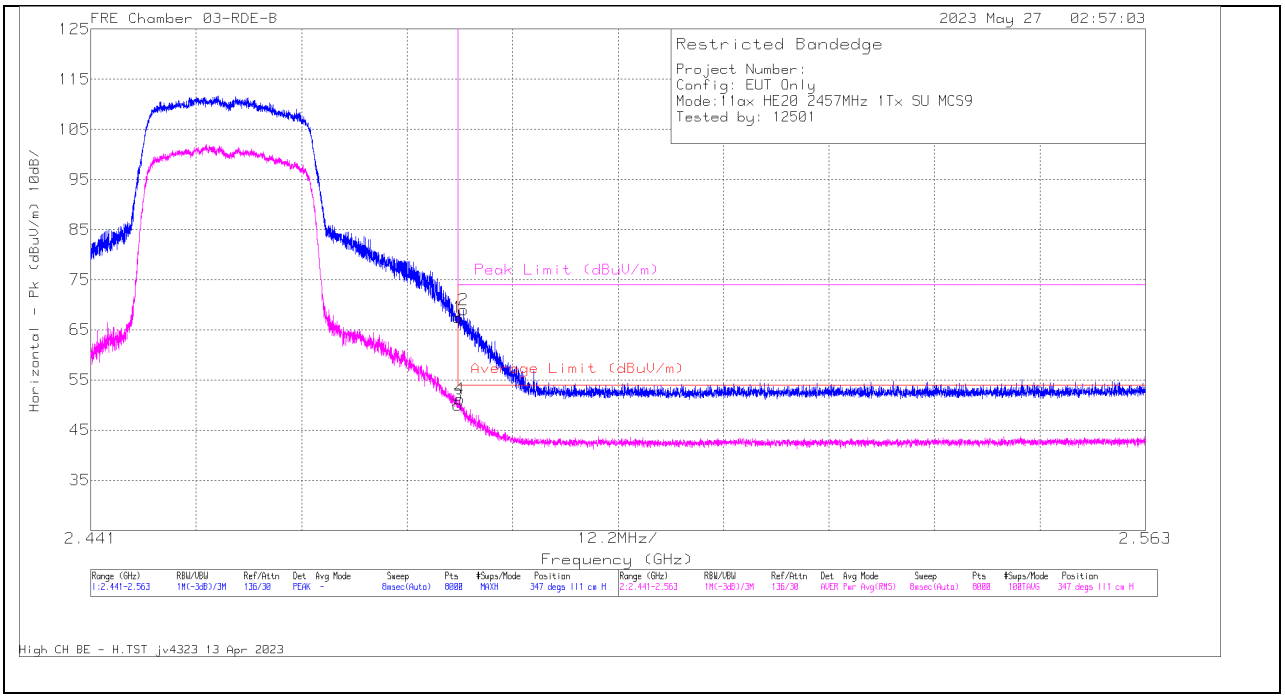

Marker	Frequency (GHz)	Meter Reading (dBuV)	Det	230300 ACF (dB/m)	DCCF (dB)	Gain/Loss (dB)	Corrected Reading (dBuV/m)	Average Limit (dBuV/m)	Margin (dB)	Peak Limit (dBuV/m)	PK Margin (dB)	Azimuth (Degs)	Height (cm)	Polarity
1	* 2.4835	76.46	Pk	32.2	0	-41.15	67.51	-	-	74	-6.49	347	111	H
2	* 2.484148	77.87	Pk	32.2	0	-41.11	68.96	-	-	74	-5.04	347	111	H
3	* 2.4835	58.39	RMS	32.2	.54	-41.15	49.98	54	-4.02	-	-	347	111	H
4	* 2.48366	59.62	RMS	32.2	.54	-41.13	51.23	54	-2.77	-	-	347	111	H

* - indicates frequency in CFR47 Pt 15 / IC RSS-Restricted Band
Pk - Peak detector
RMS - RMS detection

UL VERIFICATION SERVICES INC.
47173 Benicia Street, Fremont, CA 94538; USA TEL:(510) 319-4000 FAX:(510) 661-0888
This report shall not be reproduced except in full, without the written approval of UL Verification Services Inc.

VERTICAL RESULT

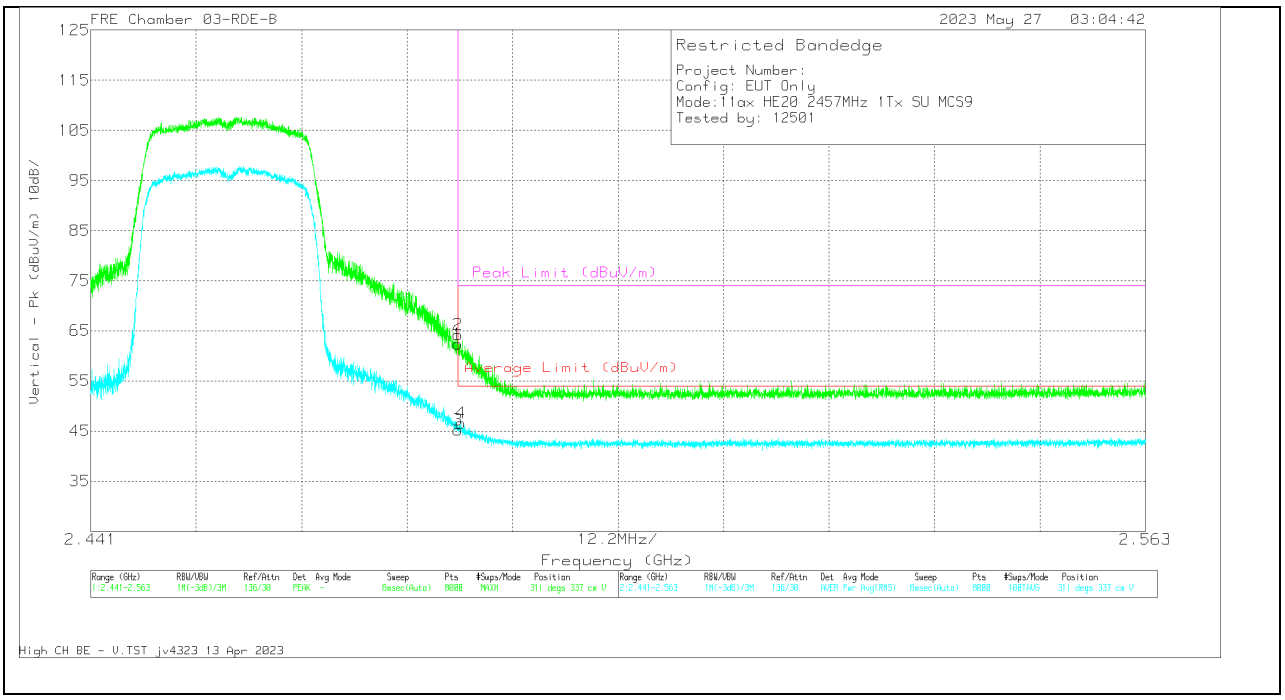

Marker	Frequency (GHz)	Meter Reading (dBuV)	Det	230300 ACF (dB/m)	DCCF (dB)	Gain/Loss (dB)	Corrected Reading (dBuV/m)	Average Limit (dBuV/m)	Margin (dB)	Peak Limit (dBuV/m)	PK Margin (dB)	Azimuth (Degs)	Height (cm)	Polarity
1	* 2.4835	71.33	Pk	32.2	0	-41.15	62.38	-	-	74	-11.62	311	337	V
2	* 2.483507	73.23	Pk	32.2	0	-41.15	64.28	-	-	74	-9.72	311	337	V
3	* 2.4835	53.58	RMS	32.2	.54	-41.15	45.17	54	-8.83	-	-	311	337	V
4	* 2.483812	54.92	RMS	32.2	.54	-41.12	46.54	54	-7.46	-	-	311	337	V

* - indicates frequency in CFR47 Pt 15 / IC RSS-Restricted Band
Pk - Peak detector
RMS - RMS detection

UL VERIFICATION SERVICES INC.
47173 Benicia Street, Fremont, CA 94538; USA TEL:(510) 319-4000 FAX:(510) 661-0888
This report shall not be reproduced except in full, without the written approval of UL Verification Services Inc.

BANDEDGE (HIGH CHANNEL, CH 11)

HORIZONTAL RESULT

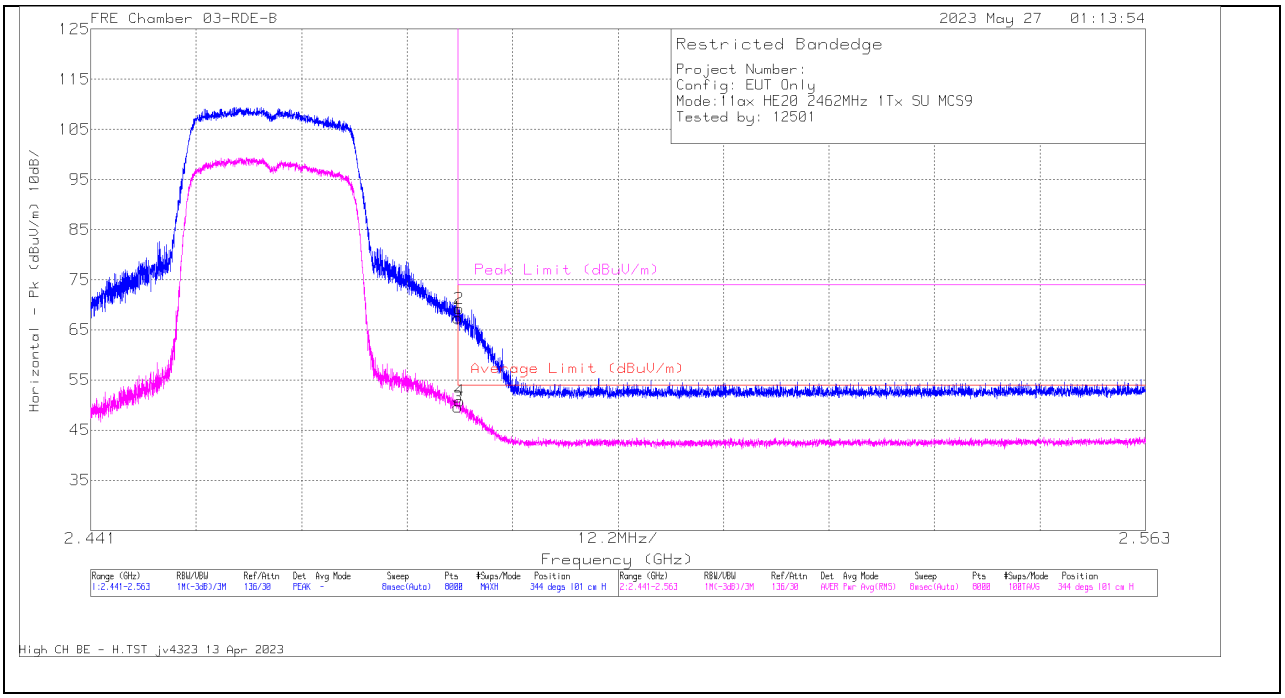

Marker	Frequency (GHz)	Meter Reading (dBuV)	Det	230300 ACF (dB/m)	DCCF (dB)	Gain/Loss (dB)	Corrected Reading (dBuV/m)	Average Limit (dBuV/m)	Margin (dB)	Peak Limit (dBuV/m)	PK Margin (dB)	Azimuth (Degs)	Height (cm)	Polarity
1	* 2.4835	76.37	Pk	32.2	0	-41.15	67.42	-	-	74	-6.58	344	101	H
2	* 2.483614	78.14	Pk	32.2	0	-41.14	69.2	-	-	74	-4.8	344	101	H
3	* 2.4835	58.04	RMS	32.2	.54	-41.15	49.63	54	-4.37	-	-	344	101	H
4	* 2.483675	59.31	RMS	32.2	.54	-41.13	50.92	54	-3.08	-	-	344	101	H

* - indicates frequency in CFR47 Pt 15 / IC RSS-Restricted Band
Pk - Peak detector
RMS - RMS detection

UL VERIFICATION SERVICES INC.
47173 Benicia Street, Fremont, CA 94538; USA TEL:(510) 319-4000 FAX:(510) 661-0888
This report shall not be reproduced except in full, without the written approval of UL Verification Services Inc.

VERTICAL RESULT

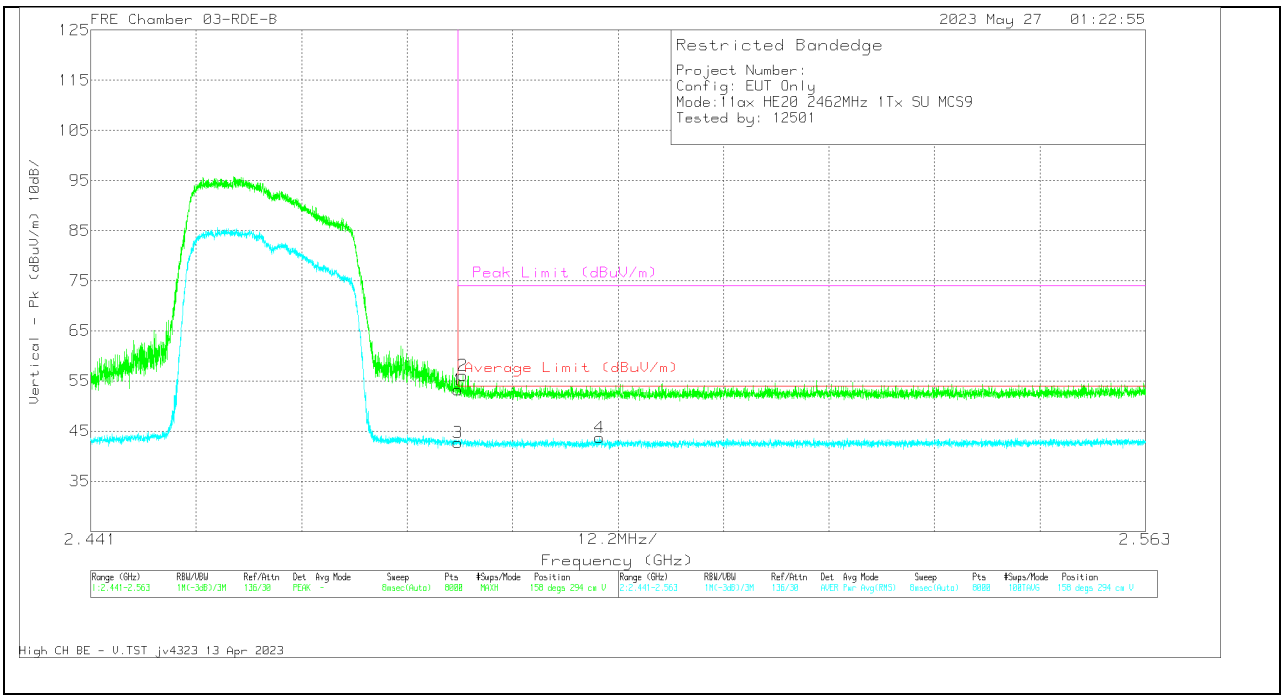

Marker	Frequency (GHz)	Meter Reading (dBuV)	Det	230300 ACF (dB/m)	DCCF (dB)	Gain/Loss (dB)	Corrected Reading (dBuV/m)	Average Limit (dBuV/m)	Margin (dB)	Peak Limit (dBuV/m)	PK Margin (dB)	Azimuth (Degs)	Height (cm)	Polarity
1	* 2.4835	62.14	Pk	32.2	0	-41.15	53.19	-	-	74	-20.81	158	294	V
2	* 2.484026	65.01	Pk	32.2	0	-41.1	56.11	-	-	74	-17.89	158	294	V
3	* 2.4835	51.15	RMS	32.2	.54	-41.15	42.74	54	-11.26	-	-	158	294	V
4	* 2.499888	51.9	RMS	32.2	.54	-41.01	43.63	54	-10.37	-	-	158	294	V

* - indicates frequency in CFR47 Pt 15 / IC RSS-Restricted Band
Pk - Peak detector
RMS - RMS detection

UL VERIFICATION SERVICES INC.
47173 Benicia Street, Fremont, CA 94538; USA TEL:(510) 319-4000 FAX:(510) 661-0888
This report shall not be reproduced except in full, without the written approval of UL Verification Services Inc.

BANDEDGE (HIGH CHANNEL, CH 12)

HORIZONTAL RESULT

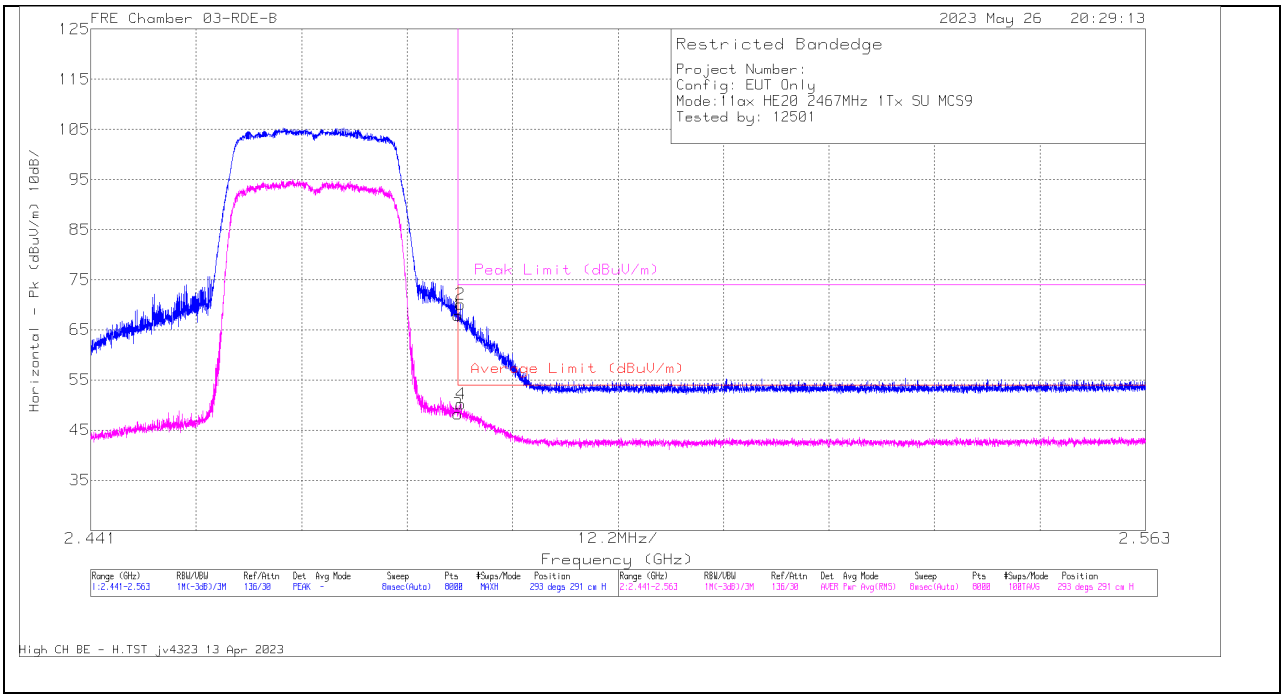

Marker	Frequency (GHz)	Meter Reading (dBuV)	Det	230300 ACF (dB/m)	DCCF (dB)	Gain/Loss (dB)	Corrected Reading (dBuV/m)	Average Limit (dBuV/m)	Margin (dB)	Peak Limit (dBuV/m)	PK Margin (dB)	Azimuth (Degs)	Height (cm)	Polarity
1	* 2.4835	76.77	Pk	32.2	0	-41.15	67.82	-	-	74	-6.18	293	291	H
2	* 2.483767	78.98	Pk	32.2	0	-41.12	70.06	-	-	74	-3.94	293	291	H
3	* 2.4835	56.57	RMS	32.2	.54	-41.15	48.16	54	-5.84	-	-	293	291	H
4	* 2.483843	58.59	RMS	32.2	.54	-41.12	50.21	54	-3.79	-	-	293	291	H

* - indicates frequency in CFR47 Pt 15 / IC RSS-Restricted Band
Pk - Peak detector
RMS - RMS detection

UL VERIFICATION SERVICES INC.
47173 Benicia Street, Fremont, CA 94538; USA TEL:(510) 319-4000 FAX:(510) 661-0888
This report shall not be reproduced except in full, without the written approval of UL Verification Services Inc.

VERTICAL RESULT

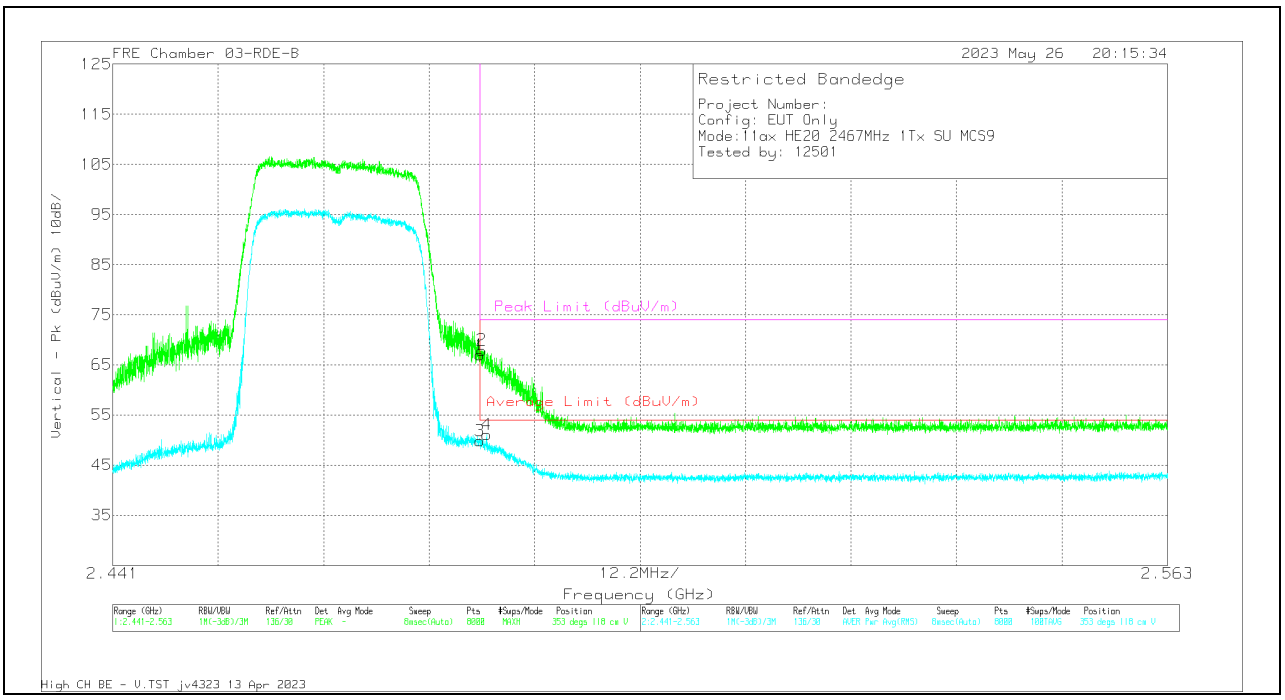

Marker	Frequency (GHz)	Meter Reading (dBuV)	Det	230300 ACF (dB/m)	DCCF (dB)	Gain/Loss (dB)	Corrected Reading (dBuV/m)	Average Limit (dBuV/m)	Margin (dB)	Peak Limit (dBuV/m)	PK Margin (dB)	Azimuth (Degs)	Height (cm)	Polarity
1	* 2.4835	75.92	Pk	32.2	0	-41.15	66.97	-	-	74	-7.03	353	118	V
2	* 2.48366	76.85	Pk	32.2	0	-41.13	67.92	-	-	74	-6.08	353	118	V
3	* 2.4835	58.21	RMS	32.2	.54	-41.15	49.8	54	-4.2	-	-	353	118	V
4	* 2.484239	59.45	RMS	32.2	.54	-41.12	51.07	54	-2.93	-	-	353	118	V

* - indicates frequency in CFR47 Pt 15 / IC RSS-Restricted Band
Pk - Peak detector
RMS - RMS detection

UL VERIFICATION SERVICES INC.
47173 Benicia Street, Fremont, CA 94538; USA TEL:(510) 319-4000 FAX:(510) 661-0888
This report shall not be reproduced except in full, without the written approval of UL Verification Services Inc.

BANDEDGE (HIGH CHANNEL, CH 13)

HORIZONTAL RESULT

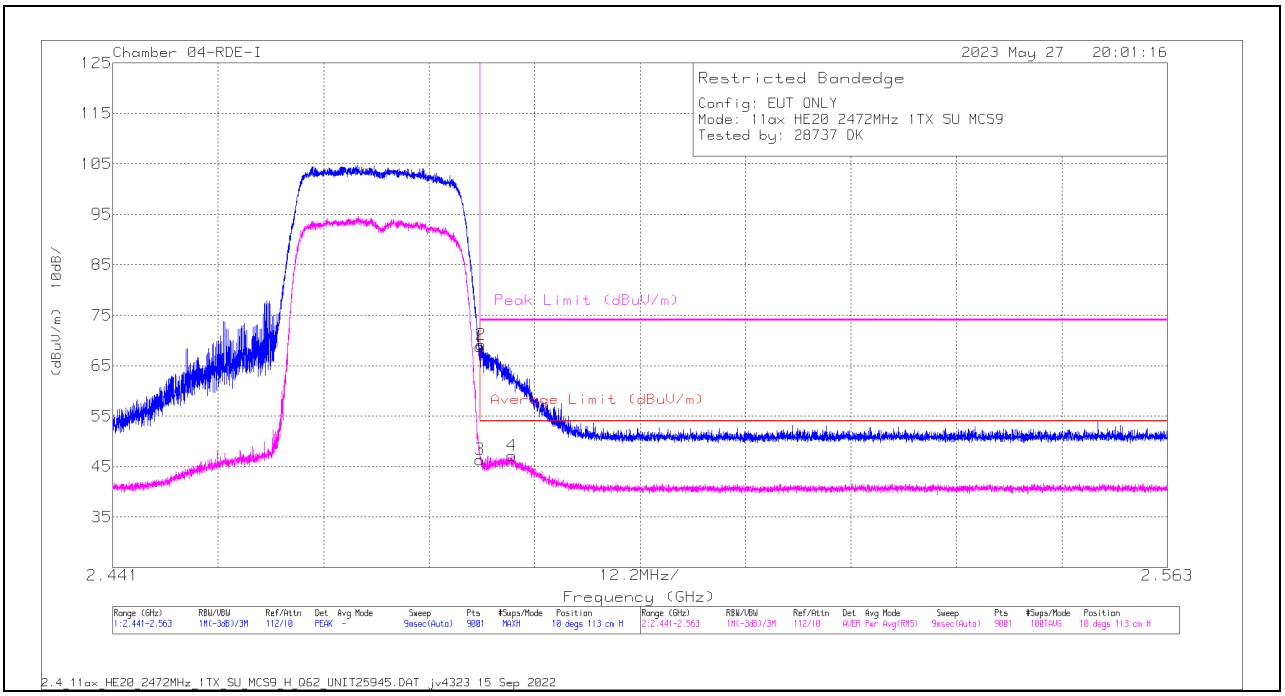

Marker	Frequency (GHz)	Meter Reading (dBuV)	Det	84797 ACF (dB) - 3mH	Amp/Cbl/Pad (dB)	DCCF (dB)	Corrected Reading (dBuV/m)	Average Limit (dBuV/m)	Margin (dB)	Peak Limit (dBuV/m)	PK Margin (dB)	Azimuth (Degs)	Height (cm)	Polarity
1	* 2.4835	57.89	Pk	32	-21.1	0	68.79	-	-	74	-5.21	10	113	H
2	* 2.483634	58.29	Pk	32	-21.1	0	69.19	-	-	74	-4.81	10	113	H
3	* 2.4835	34.92	RMS	32	-21.1	.54	46.36	54	-7.64	-	-	10	113	H
4	* 2.487199	35.62	RMS	32	-21	.54	47.16	54	-6.84	-	-	10	113	H

* - indicates frequency in CFR47 Pt 15 / IC RSS-Restricted Band
Pk - Peak detector
RMS - RMS detection

UL VERIFICATION SERVICES INC.
47173 Benicia Street, Fremont, CA 94538; USA TEL:(510) 319-4000 FAX:(510) 661-0888
This report shall not be reproduced except in full, without the written approval of UL Verification Services Inc.

VERTICAL RESULT

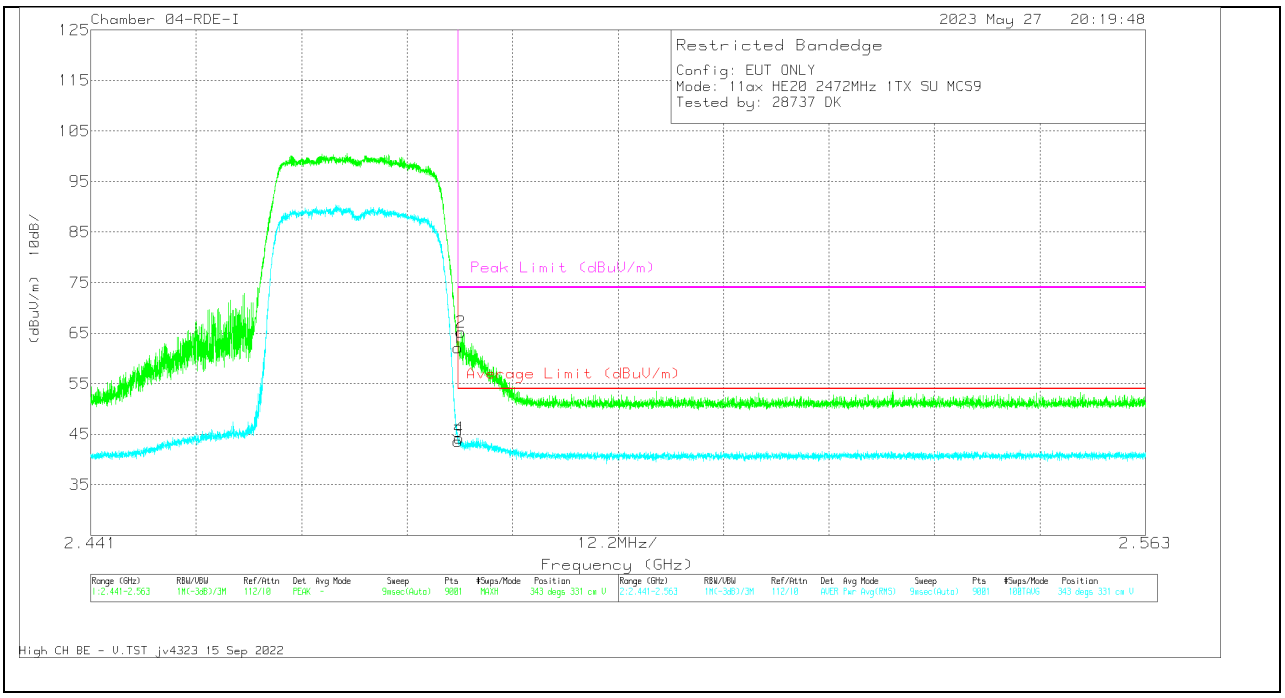

Trace Markers

Marker	Frequency (GHz)	Meter Reading (dBuV)	Det	84797 ACF (dB) - 3mH	Amp/Cbl/Pad (dB)	DCCF (dB)	Corrected Reading (dBuV/m)	Average Limit (dBuV/m)	Margin (dB)	Peak Limit (dBuV/m)	PK Margin (dB)	Azimuth (Degs)	Height (cm)	Polarity
1	* 2.4835	51.24	Pk	32	-21.1	0	62.14	-	-	74	-11.86	343	331	V
2	* 2.483851	54.26	Pk	32	-21.1	0	65.16	-	-	74	-8.84	343	331	V
3	* 2.4835	32.15	RMS	32	-21.1	.54	43.59	54	-10.41	-	-	343	331	V
4	* 2.483634	32.8	RMS	32	-21.1	.54	44.24	54	-9.76	-	-	343	331	V

* - indicates frequency in CFR47 Pt 15 / IC RSS-Restricted Band
Pk - Peak detector
RMS - RMS detection

UL VERIFICATION SERVICES INC.
47173 Benicia Street, Fremont, CA 94538; USA TEL:(510) 319-4000 FAX:(510) 661-0888
This report shall not be reproduced except in full, without the written approval of UL Verification Services Inc.

10.1.9. 802.11ax HE20 OFDMA MODE IN THE 2.4 GHz BAND

2TX ANT 4 + ANT 3 OFDMA MODE: 26-Tones, RU Index 0

BANDEDGE (LOW CHANNEL, CH 1)

HORIZONTAL RESULT

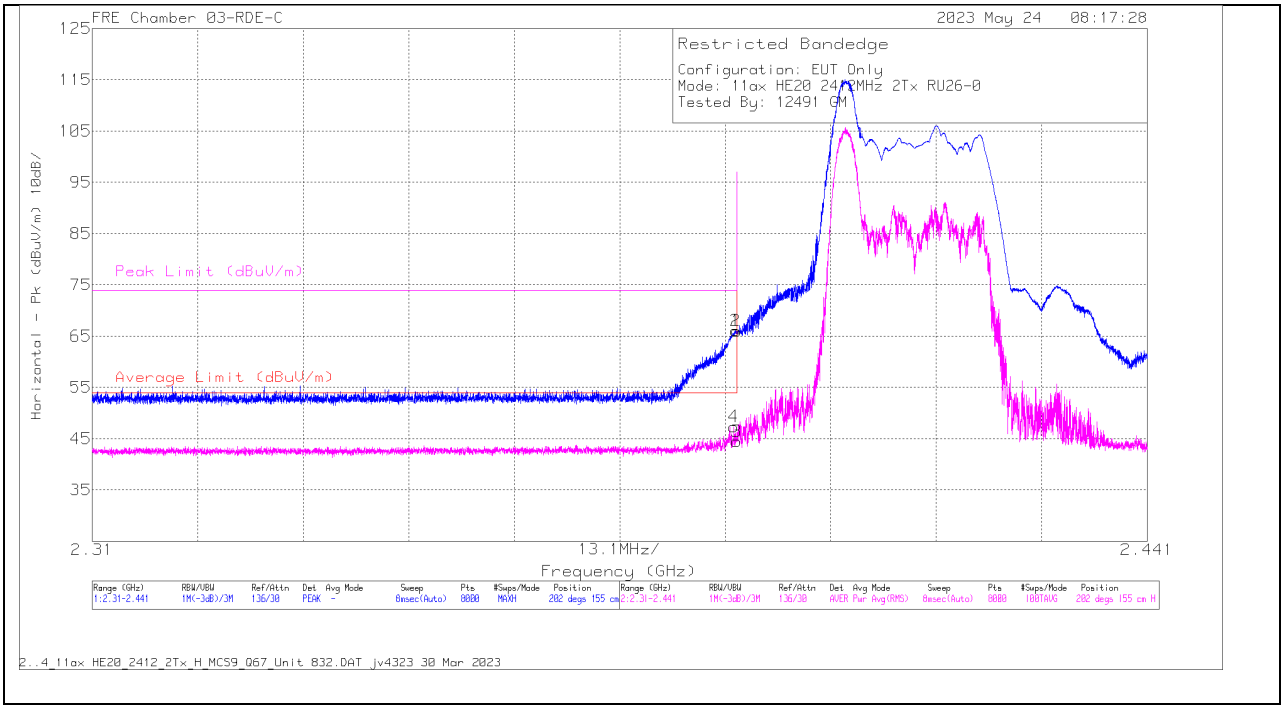

Marker	Frequency (GHz)	Meter Reading (dBuV)	Det	226672 ACF (dB) 3mH	DCCF (dB)	Gain/Loss (dB)	Corrected Reading (dBuV/m)	Average Limit (dBuV/m)	Margin (dB)	Peak Limit (dBuV/m)	PK Margin (dB)	Azimuth (Degs)	Height (cm)	Polarity
1	* 2.39	73.71	Pk	32.1	0	-39.8	66.01	-	-	74	-7.99	202	155	H
2	* 2.389871	73.78	Pk	32.1	0	-39.83	66.05	-	-	74	-7.95	202	155	H
3	* 2.39	51.63	RMS	32.1	.52	-39.8	44.45	54	-9.55	-	-	202	155	H
4	* 2.389674	54.56	RMS	32.1	.52	-39.87	47.31	54	-6.69	-	-	202	155	H

* - indicates frequency in CFR47 Pt 15 / IC RSS-Restricted Band
Pk - Peak detector
RMS - RMS detection

UL VERIFICATION SERVICES INC.
47173 Benicia Street, Fremont, CA 94538; USA TEL:(510) 319-4000 FAX:(510) 661-0888
This report shall not be reproduced except in full, without the written approval of UL Verification Services Inc.

VERTICAL RESULT

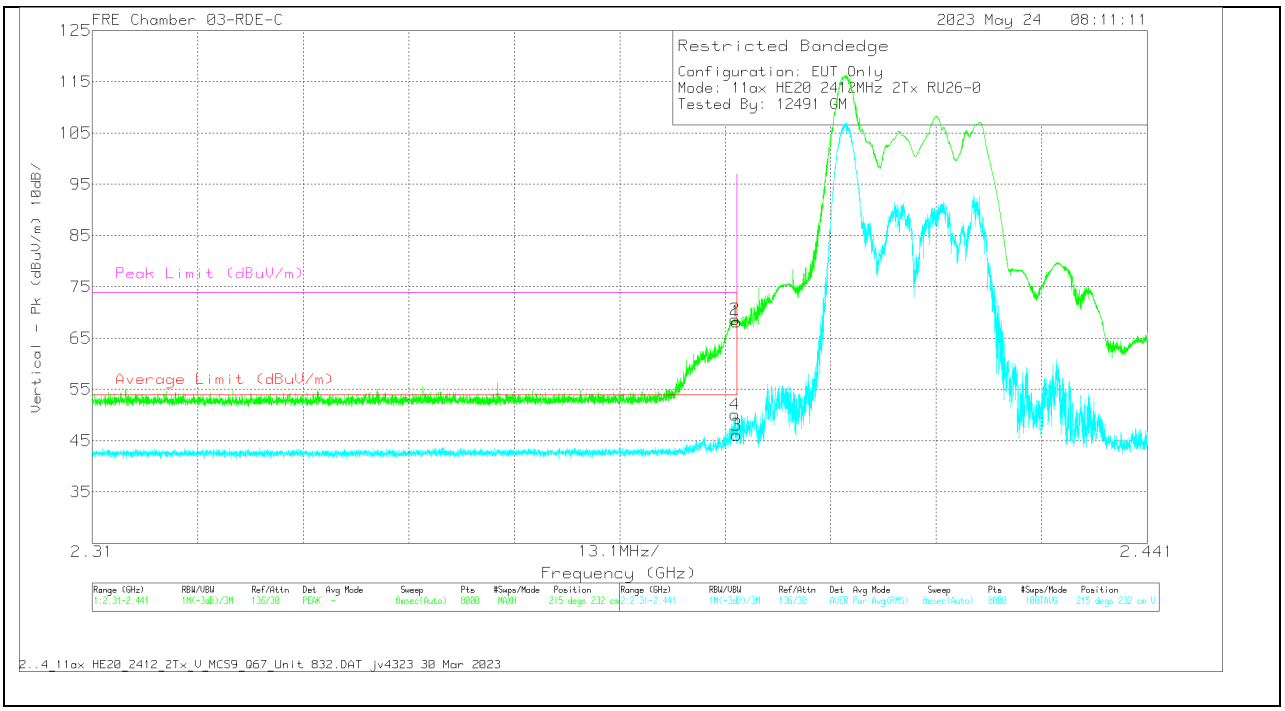

Marker	Frequency (GHz)	Meter Reading (dBuV)	Det	22667 2 ACF (dB) 3mH	DCCF (dB)	Gain/Loss (dB)	Corrected Reading (dBuV/m)	Average Limit (dBuV/m)	Margin (dB)	Peak Limit (dBuV/m)	PK Margin (dB)	Azimuth (Degs)	Height (cm)	Polarity
1	* 2.39	75.93	Pk	32.1	0	-39.8	68.23	-	-	74	-5.77	215	232	V
2	* 2.389822	76.39	Pk	32.1	0	-39.84	68.65	-	-	74	-5.35	215	232	V
3	* 2.39	53.26	RMS	32.1	.52	-39.8	46.08	54	-7.92	-	-	215	232	V
4	* 2.389789	57.3	RMS	32.1	.52	-39.84	50.08	54	-3.92	-	-	215	232	V

* - indicates frequency in CFR47 Pt 15 / IC RSS-Restricted Band
Pk - Peak detector
RMS - RMS detection

UL VERIFICATION SERVICES INC.
47173 Benicia Street, Fremont, CA 94538; USA TEL:(510) 319-4000 FAX:(510) 661-0888
This report shall not be reproduced except in full, without the written approval of UL Verification Services Inc.

BANDEDGE (LOW CHANNEL, CH 2)

HORIZONTAL RESULT

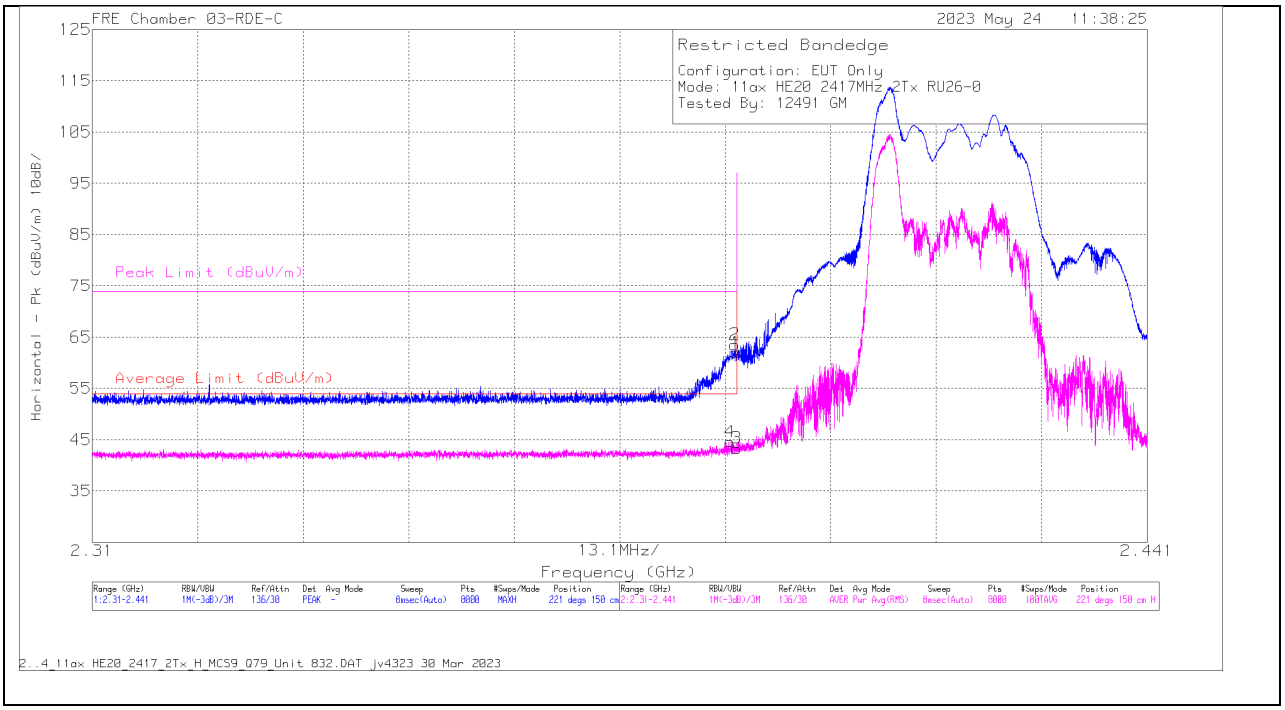

Marker	Frequency (GHz)	Meter Reading (dBuV)	Det	226672 ACF (dB) 3mH	DCCF (dB)	Gain/Loss (dB)	Corrected Reading (dBuV/m)	Average Limit (dBuV/m)	Margin (dB)	Peak Limit (dBuV/m)	PK Margin (dB)	Azimuth (Degs)	Height (cm)	Polarity
1	* 2.39	69.73	Pk	32.1	0	-39.8	62.03	-	-	74	-11.97	221	150	H
2	* 2.389772	71.28	Pk	32.1	0	-39.85	63.53	-	-	74	-10.47	221	150	H
3	* 2.39	50.48	RMS	32.1	.52	-39.8	43.30	54	-10.70	-	-	221	150	H
4	* 2.389166	51.93	RMS	32.1	.52	-39.97	44.58	54	-9.42	-	-	221	150	H

* - indicates frequency in CFR47 Pt 15 / IC RSS-Restricted Band
Pk - Peak detector
RMS - RMS detection

UL VERIFICATION SERVICES INC.
47173 Benicia Street, Fremont, CA 94538; USA TEL:(510) 319-4000 FAX:(510) 661-0888
This report shall not be reproduced except in full, without the written approval of UL Verification Services Inc.

VERTICAL RESULT

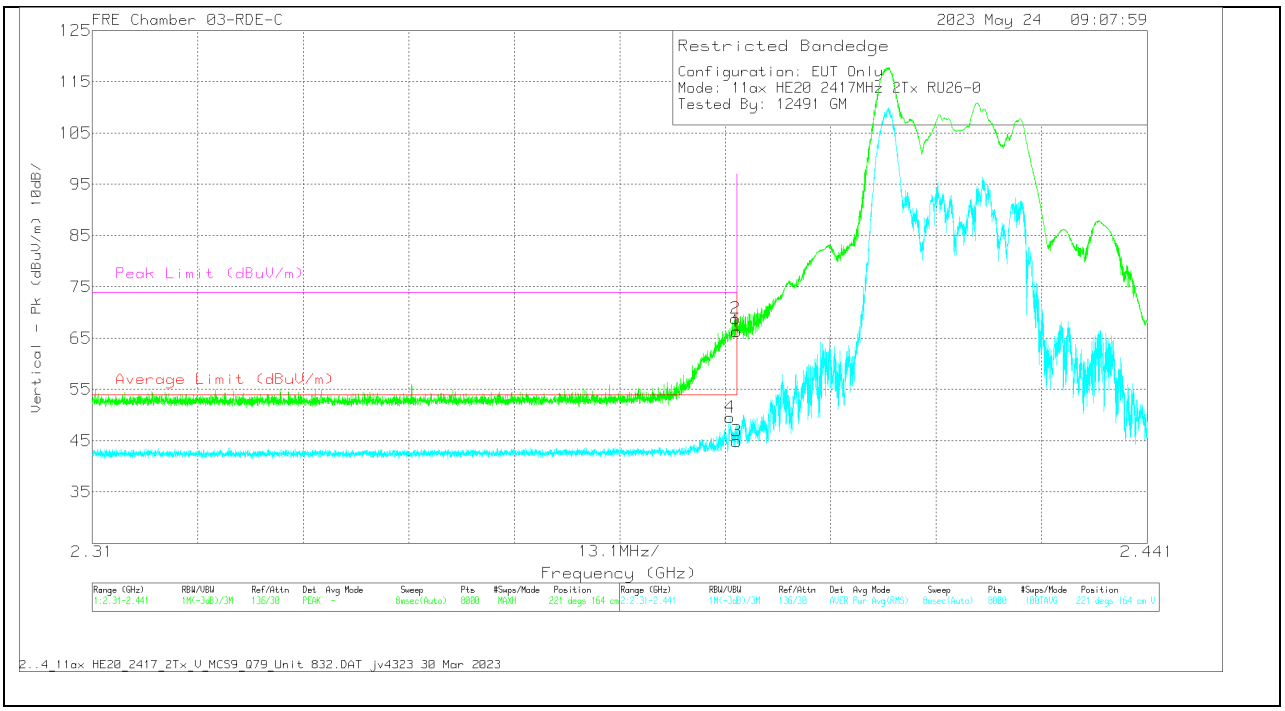

Marker	Frequency (GHz)	Meter Reading (dBuV)	Det	22667 2 ACF (dB) 3mH	DCCF (dB)	Gain/Loss (dB)	Corrected Reading (dBuV/m)	Average Limit (dBuV/m)	Margin (dB)	Peak Limit (dBuV/m)	PK Margin (dB)	Azimuth (Degs)	Height (cm)	Polarity
1	* 2.39	74.06	Pk	32.1	0	-39.8	66.36	-	-	74	-7.64	221	164	V
2	* 2.389871	76.57	Pk	32.1	0	-39.83	68.84	-	-	74	-5.16	221	164	V
3	* 2.39	52.1	RMS	32.1	.52	-39.8	44.92	54	-9.08	-	-	221	164	V
4	* 2.389183	56.89	RMS	32.1	.52	-39.96	49.55	54	-4.45	-	-	221	164	V

* - indicates frequency in CFR47 Pt 15 / IC RSS-Restricted Band
Pk - Peak detector
RMS - RMS detection

UL VERIFICATION SERVICES INC.
47173 Benicia Street, Fremont, CA 94538; USA TEL:(510) 319-4000 FAX:(510) 661-0888
This report shall not be reproduced except in full, without the written approval of UL Verification Services Inc.

BANDEDGE (LOW CHANNEL, CH 3)

HORIZONTAL RESULT

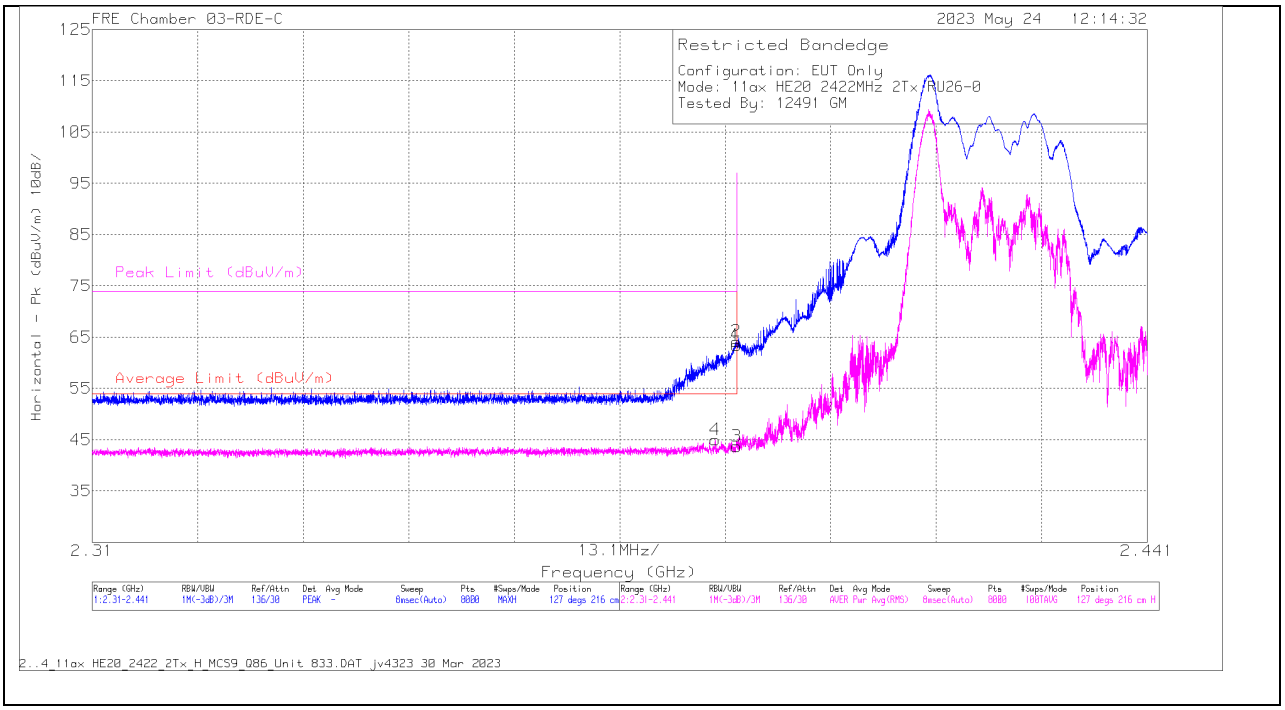

Marker	Frequency (GHz)	Meter Reading (dBuV)	Det	22667 2 ACF (dB) 3mH	DCCF (dB)	Gain/Loss (dB)	Corrected Reading (dBuV/m)	Average Limit (dBuV/m)	Margin (dB)	Peak Limit (dBuV/m)	PK Margin (dB)	Azimuth (Degs)	Height (cm)	Polarity
1	* 2.39	71.16	Pk	32.1	0	-39.8	63.46	-	-	74	-10.54	127	216	H
2	* 2.389969	71.88	Pk	32.1	0	-39.81	64.17	-	-	74	-9.83	127	216	H
3	* 2.39	50.87	RMS	32.1	.52	-39.8	43.69	54	-10.31	-	-	127	216	H
4	* 2.387349	52.27	RMS	32.1	.52	-39.9	44.99	54	-9.01	-	-	127	216	H

* - indicates frequency in CFR47 Pt 15 / IC RSS-Restricted Band
Pk - Peak detector
RMS - RMS detection

UL VERIFICATION SERVICES INC.
47173 Benicia Street, Fremont, CA 94538; USA TEL:(510) 319-4000 FAX:(510) 661-0888
This report shall not be reproduced except in full, without the written approval of UL Verification Services Inc.

VERTICAL RESULT

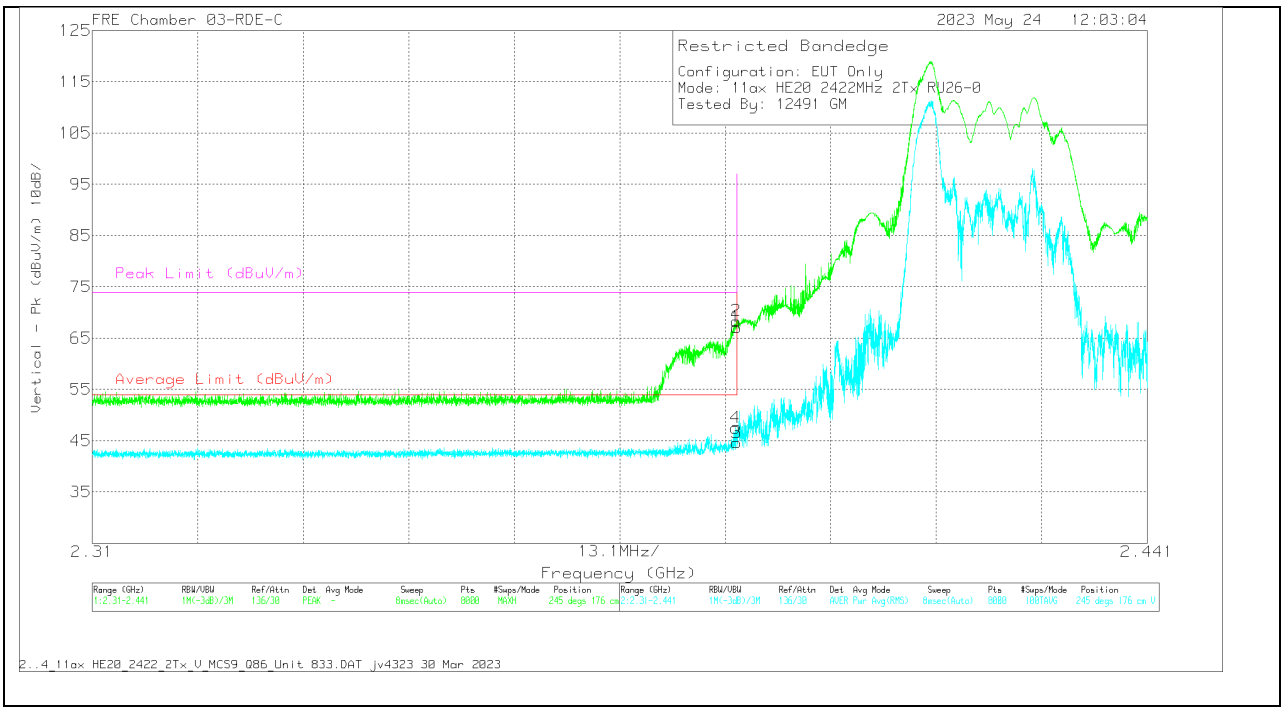

Marker	Frequency (GHz)	Meter Reading (dBuV)	Det	22667 2 ACF (dB) 3mH	DCCF (dB)	Gain/Loss (dB)	Corrected Reading (dBuV/m)	Average Limit (dBuV/m)	Margin (dB)	Peak Limit (dBuV/m)	PK Margin (dB)	Azimuth (Degs)	Height (cm)	Polarity
1	* 2.39	74.83	Pk	32.1	0	-39.8	67.13	-	-	74	-6.87	245	176	V
2	* 2.389969	76.05	Pk	32.1	0	-39.81	68.34	-	-	74	-5.66	245	176	V
3	* 2.39	51.8	RMS	32.1	.52	-39.8	44.62	54	-9.38	-	-	245	176	V
4	* 2.389871	54.71	RMS	32.1	.52	-39.83	47.50	54	-6.50	-	-	245	176	V

* - indicates frequency in CFR47 Pt 15 / IC RSS-Restricted Band
Pk - Peak detector
RMS - RMS detection

UL VERIFICATION SERVICES INC.
47173 Benicia Street, Fremont, CA 94538; USA TEL:(510) 319-4000 FAX:(510) 661-0888
This report shall not be reproduced except in full, without the written approval of UL Verification Services Inc.

BANDEDGE (HIGH CHANNEL, CH 09)

HORIZONTAL RESULT

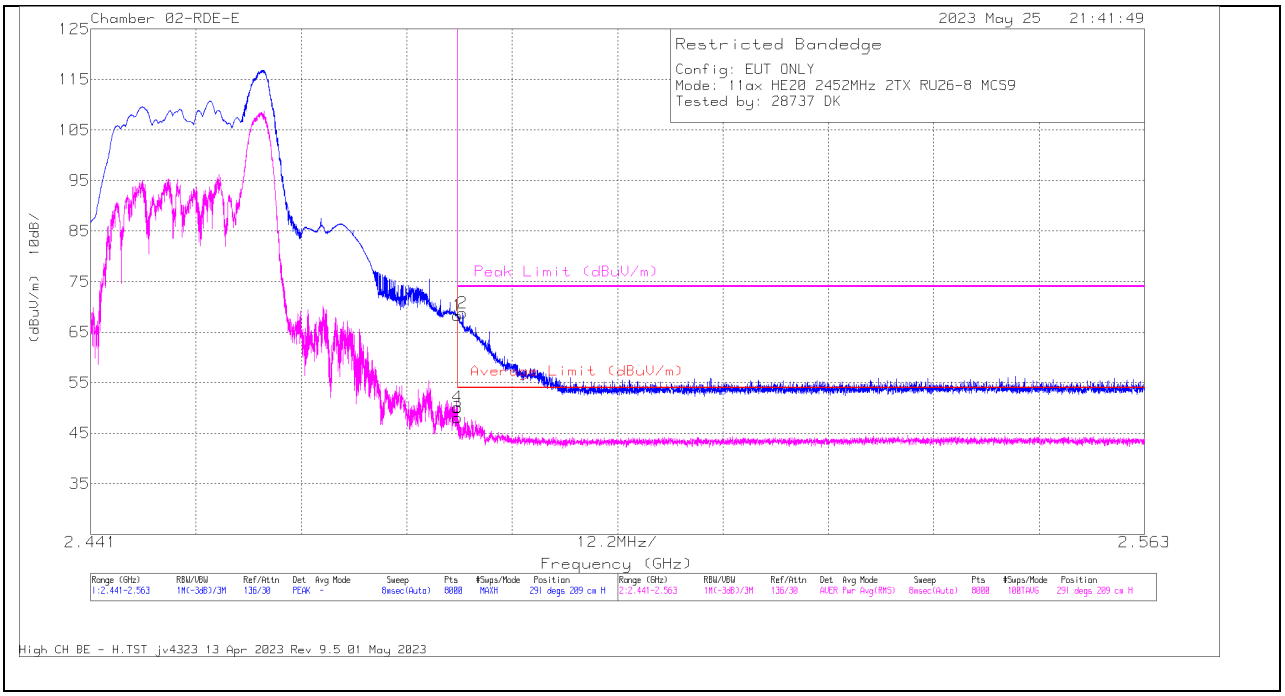

Marker	Frequency (GHz)	Meter Reading (dBuV)	Det	206807 ACF (dB/m)	DCCF (dB)	Gain/Loss (dB)	Corrected Reading (dBuV/m)	Average Limit (dBuV/m)	Margin (dB)	Peak Limit (dBuV/m)	PK Margin (dB)	Azimuth (Degs)	Height (cm)	Polarity
1	* 2.4835	75.1	Pk	32.3	0	-39.16	68.24	-	-	74	-5.76	291	209	H
2	* 2.484072	75.59	Pk	32.3	0	-39.15	68.74	-	-	74	-5.26	291	209	H
3	* 2.4835	54.36	RMS	32.3	.52	-39.16	48.02	54	-5.98	-	-	291	209	H
4	* 2.483507	56.53	RMS	32.3	.52	-39.15	50.20	54	-3.80	-	-	291	209	H

* - indicates frequency in CFR47 Pt 15 / IC RSS-Restricted Band
Pk - Peak detector
RMS - RMS detection

UL VERIFICATION SERVICES INC.
47173 Benicia Street, Fremont, CA 94538; USA TEL:(510) 319-4000 FAX:(510) 661-0888
This report shall not be reproduced except in full, without the written approval of UL Verification Services Inc.

VERTICAL RESULT

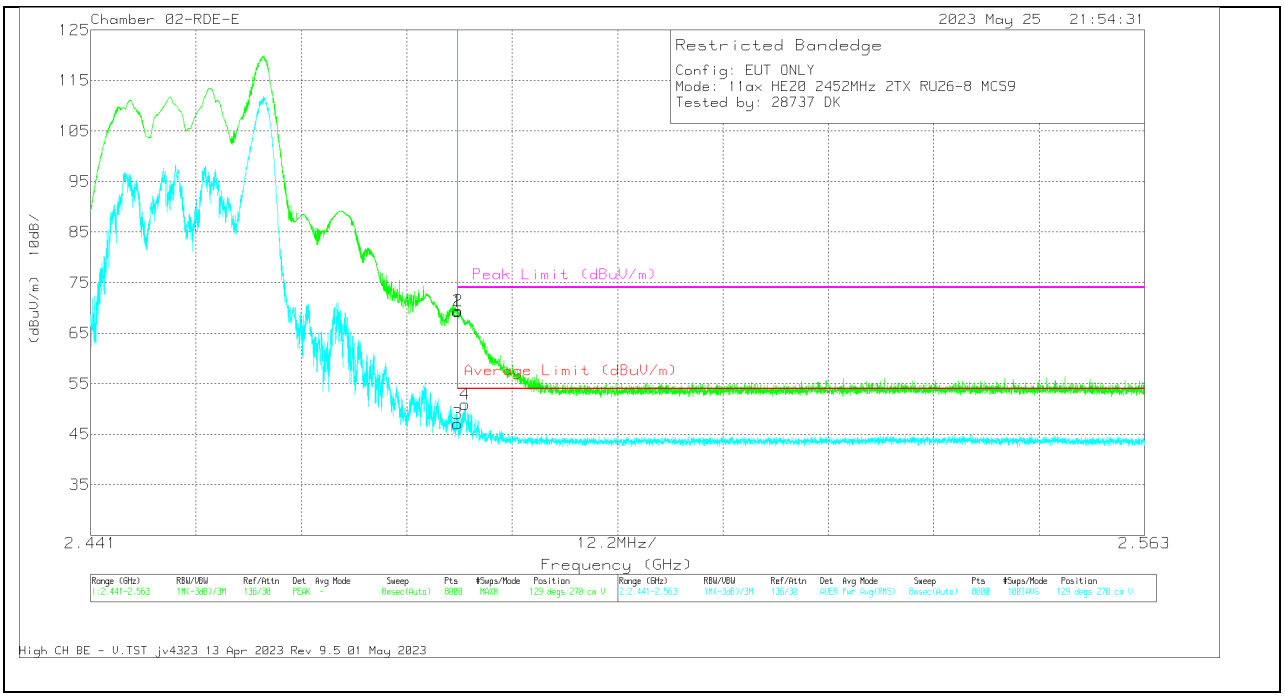

Marker	Frequency (GHz)	Meter Reading (dBuV)	Det	206807 ACF (dB/m)	DCCF (dB)	Gain/Loss (dB)	Corrected Reading (dBuV/m)	Average Limit (dBuV/m)	Margin (dB)	Peak Limit (dBuV/m)	PK Margin (dB)	Azimuth (Degs)	Height (cm)	Polarity
1	* 2.4835	76.16	Pk	32.3	0	-39.16	69.3	-	-	74	-4.7	129	270	V
2	* 2.483568	76.26	Pk	32.3	0	-39.15	69.41	-	-	74	-4.59	129	270	V
3	* 2.4835	53.41	RMS	32.3	.52	-39.16	47.07	54	-6.93	-	-	129	270	V
4	* 2.484377	57.25	RMS	32.3	.52	-39.14	50.93	54	-3.07	-	-	129	270	V

* - indicates frequency in CFR47 Pt 15 / IC RSS-Restricted Band
Pk - Peak detector
RMS - RMS detection

UL VERIFICATION SERVICES INC.
47173 Benicia Street, Fremont, CA 94538; USA TEL:(510) 319-4000 FAX:(510) 661-0888
This report shall not be reproduced except in full, without the written approval of UL Verification Services Inc.

BANDEDGE (HIGH CHANNEL, CH 10)

HORIZONTAL RESULT

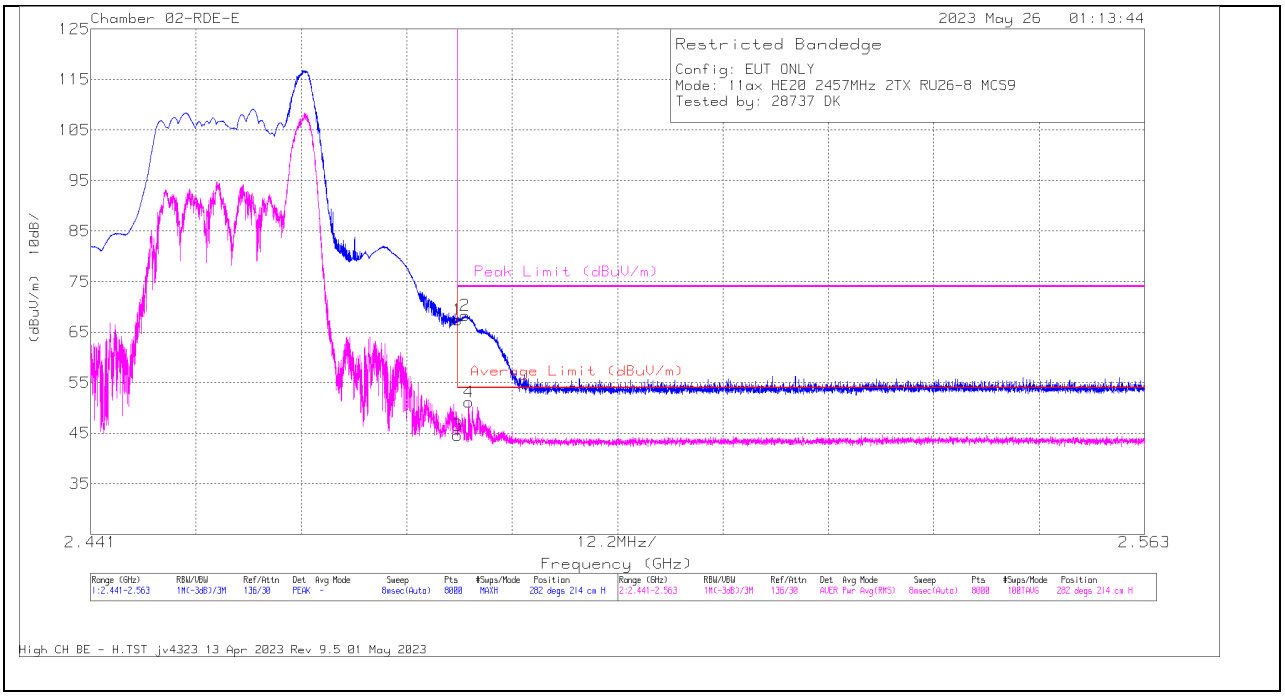

Marker	Frequency (GHz)	Meter Reading (dBuV)	Det	206807 ACF (dB/m)	DCCF (dB)	Gain/Loss (dB)	Corrected Reading (dBuV/m)	Average Limit (dBuV/m)	Margin (dB)	Peak Limit (dBuV/m)	PK Margin (dB)	Azimuth (Degs)	Height (cm)	Polarity
1	* 2.4835	74.28	Pk	32.3	0	-39.16	67.42	-	-	74	-6.58	282	214	H
2	* 2.484346	75.14	Pk	32.3	0	-39.14	68.3	-	-	74	-5.7	282	214	H
3	* 2.4835	50.95	RMS	32.3	.52	-39.16	44.61	54	-9.39	-	-	282	214	H
4	* 2.484773	57.43	RMS	32.3	.52	-39.13	51.12	54	-2.88	-	-	282	214	H

* - indicates frequency in CFR47 Pt 15 / IC RSS-Restricted Band
Pk - Peak detector
RMS - RMS detection

UL VERIFICATION SERVICES INC.
47173 Benicia Street, Fremont, CA 94538; USA TEL:(510) 319-4000 FAX:(510) 661-0888
This report shall not be reproduced except in full, without the written approval of UL Verification Services Inc.

VERTICAL RESULT

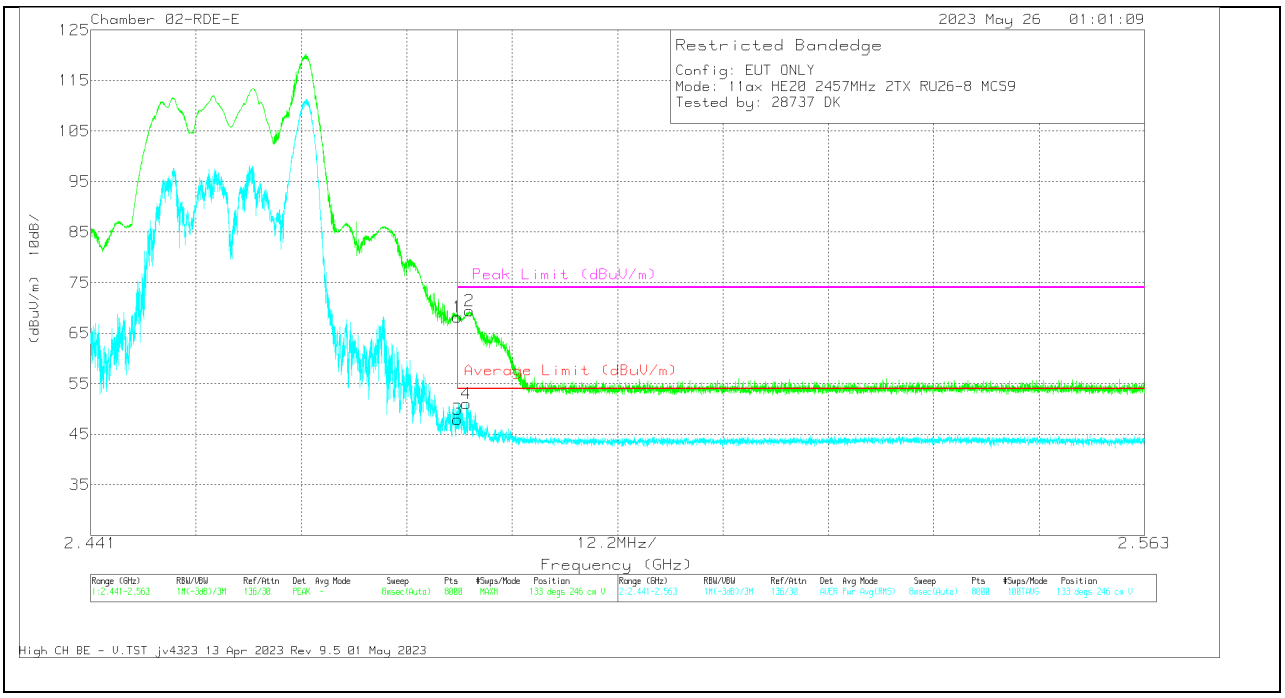

Marker	Frequency (GHz)	Meter Reading (dBuV)	Det	20680 7 ACF (dB/m)	DCCF (dB)	Gain/Loss (dB)	Corrected Reading (dBuV/m)	Average Limit (dBuV/m)	Margin (dB)	Peak Limit (dBuV/m)	PK Margin (dB)	Azimuth (Degs)	Height (cm)	Polarity
1	* 2.4835	75.01	Pk	32.3	0	-39.16	68.15	-	-	74	-5.85	133	246	V
2	* 2.484819	76.21	Pk	32.3	0	-39.13	69.38	-	-	74	-4.62	133	246	V
3	* 2.4835	54.21	RMS	32.3	.52	-39.16	47.87	54	-6.13	-	-	133	246	V
4	* 2.484514	57.38	RMS	32.3	.52	-39.14	51.06	54	-2.94	-	-	133	246	V

* - indicates frequency in CFR47 Pt 15 / IC RSS-Restricted Band
Pk - Peak detector
RMS - RMS detection

UL VERIFICATION SERVICES INC.
47173 Benicia Street, Fremont, CA 94538; USA TEL:(510) 319-4000 FAX:(510) 661-0888
This report shall not be reproduced except in full, without the written approval of UL Verification Services Inc.

BANDEDGE (HIGH CHANNEL, CH 11)

HORIZONTAL RESULT

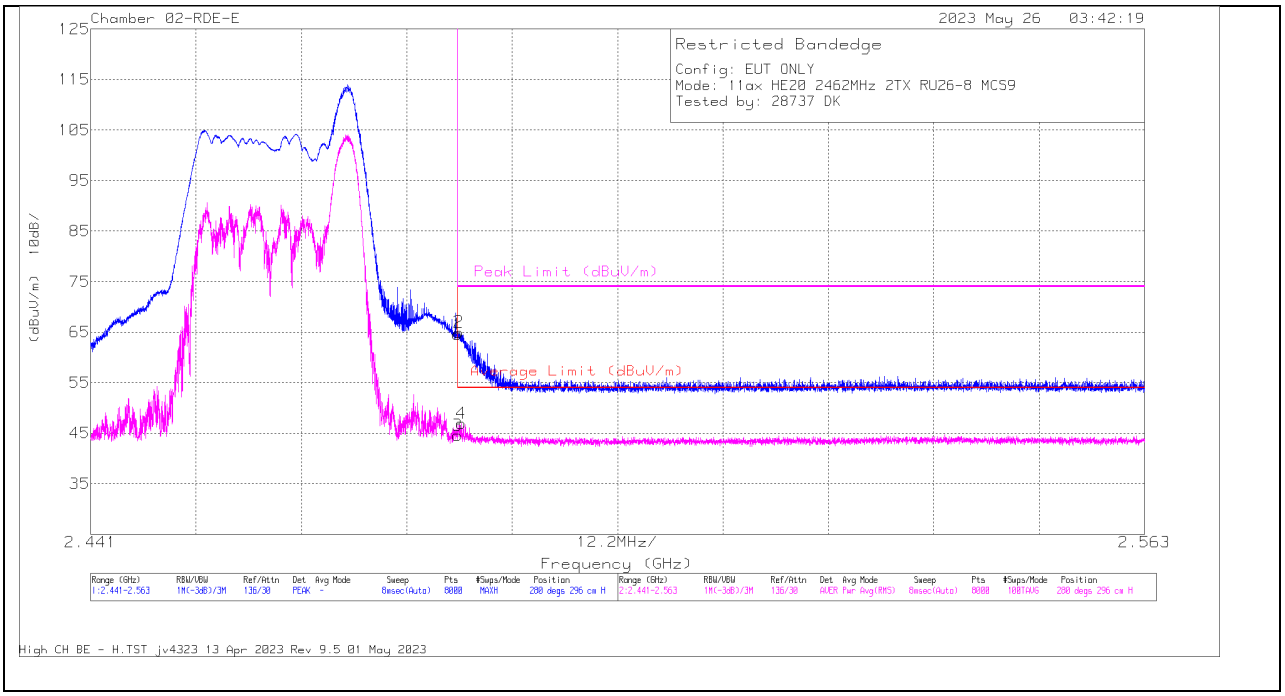

Marker	Frequency (GHz)	Meter Reading (dBuV)	Det	206807 ACF (dB/m)	DCCF (dB)	Gain/Loss (dB)	Corrected Reading (dBuV/m)	Average Limit (dBuV/m)	Margin (dB)	Peak Limit (dBuV/m)	PK Margin (dB)	Azimuth (Degs)	Height (cm)	Polarity
1	* 2.4835	71.43	Pk	32.3	0	-39.16	64.57	-	-	74	-9.43	280	296	H
2	* 2.483584	71.85	Pk	32.3	0	-39.15	65	-	-	74	-9	280	296	H
3	* 2.4835	50.96	RMS	32.3	.52	-39.16	44.62	54	-9.38	-	-	280	296	H
4	* 2.483934	53.21	RMS	32.3	.52	-39.15	46.88	54	-7.12	-	-	280	296	H

* - indicates frequency in CFR47 Pt 15 / IC RSS-Restricted Band
Pk - Peak detector
RMS - RMS detection

UL VERIFICATION SERVICES INC.
47173 Benicia Street, Fremont, CA 94538; USA TEL:(510) 319-4000 FAX:(510) 661-0888
This report shall not be reproduced except in full, without the written approval of UL Verification Services Inc.

VERTICAL RESULT

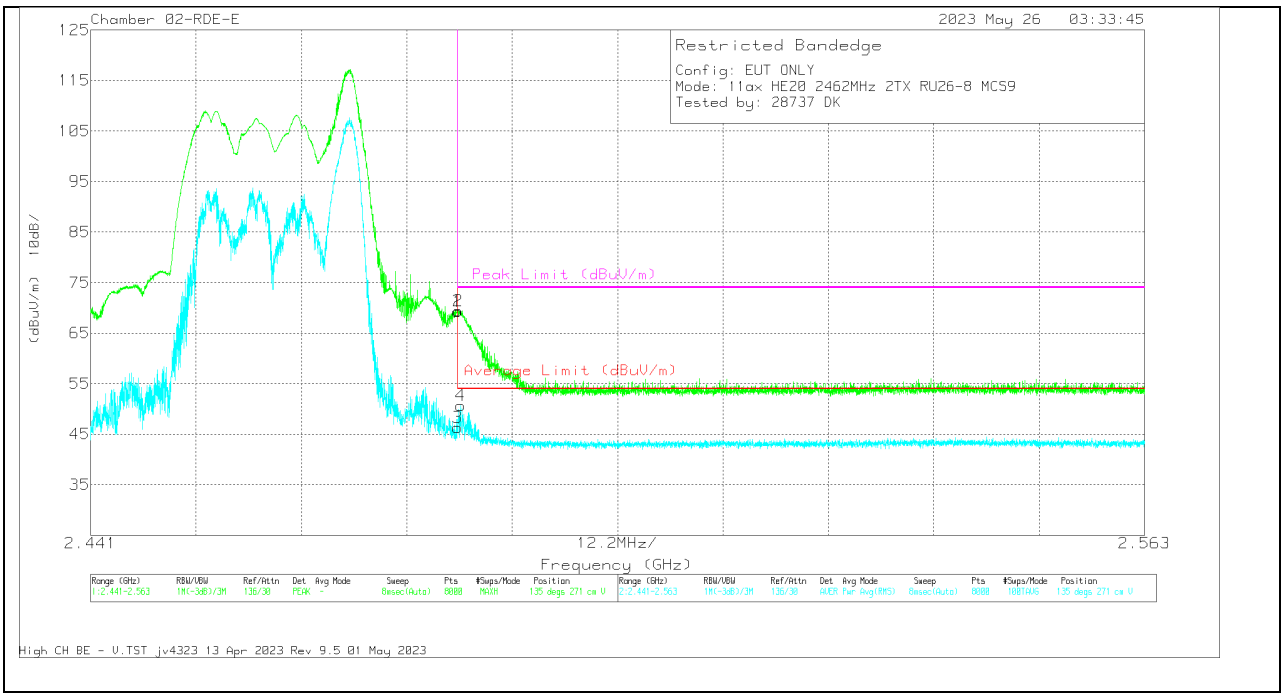

Marker	Frequency (GHz)	Meter Reading (dBuV)	Det	206807 ACF (dB/m)	DCCF (dB)	Gain/Loss (dB)	Corrected Reading (dBuV/m)	Average Limit (dBuV/m)	Margin (dB)	Peak Limit (dBuV/m)	PK Margin (dB)	Azimuth (Degs)	Height (cm)	Polarity
1	* 2.4835	76.2	Pk	32.3	0	-39.16	69.34	-	-	74	-4.66	135	271	V
2	* 2.483538	76.26	Pk	32.3	0	-39.15	69.41	-	-	74	-4.59	135	271	V
3	* 2.4835	52.65	RMS	32.3	.52	-39.16	46.31	54	-7.69	-	-	135	271	V
4	* 2.483812	57.01	RMS	32.3	.52	-39.15	50.68	54	-3.32	-	-	135	271	V

* - indicates frequency in CFR47 Pt 15 / IC RSS-Restricted Band
Pk - Peak detector
RMS - RMS detection

UL VERIFICATION SERVICES INC.
47173 Benicia Street, Fremont, CA 94538; USA TEL:(510) 319-4000 FAX:(510) 661-0888
This report shall not be reproduced except in full, without the written approval of UL Verification Services Inc.

BANDEDGE (HIGH CHANNEL, CH 12)

HORIZONTAL RESULT

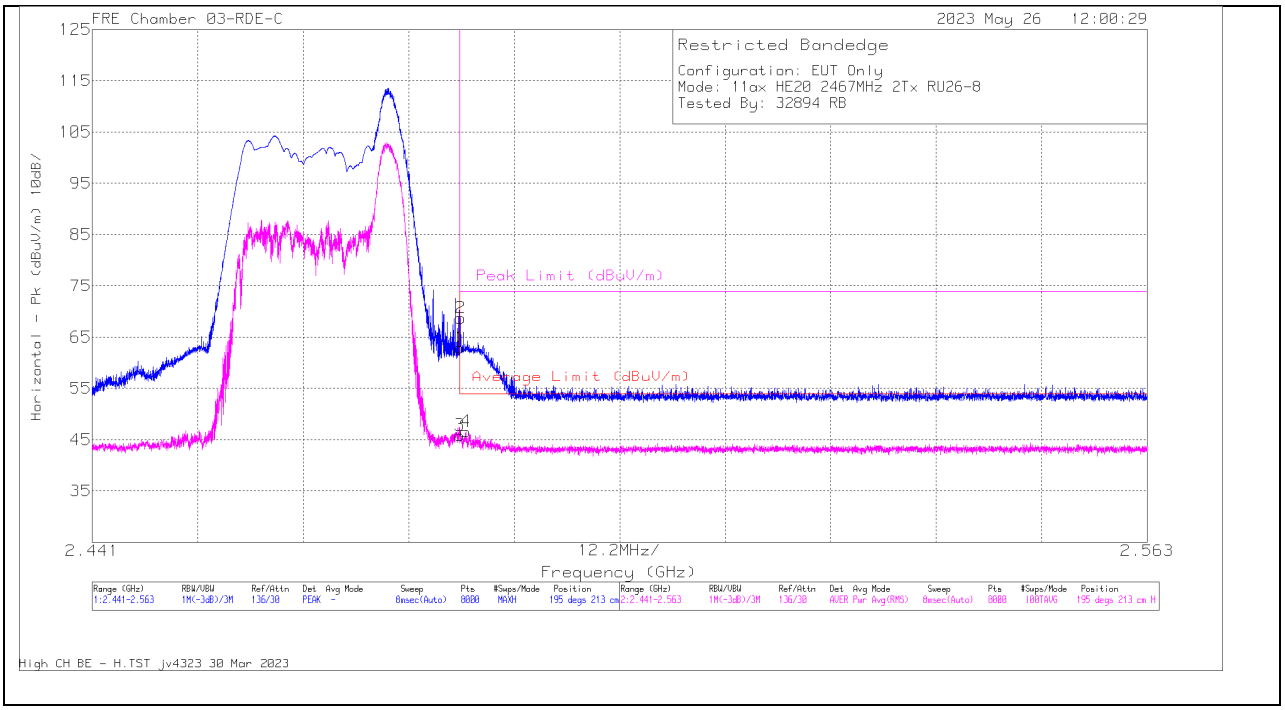

Marker	Frequency (GHz)	Meter Reading (dBuV)	Det	22667 2 ACF (dB) 3mH	DCCF (dB)	Gain/Loss (dB)	Corrected Reading (dBuV/m)	Average Limit (dBuV/m)	Margin (dB)	Peak Limit (dBuV/m)	PK Margin (dB)	Azimuth (Degs)	Height (cm)	Polarity
1	* 2.4835	70.28	Pk	32.2	0	-39.6	62.88	-	-	74	-11.12	195	213	H
2	* 2.483599	76.14	Pk	32.2	0	-39.6	68.74	-	-	74	-5.26	195	213	H
3	* 2.4835	52.74	RMS	32.2	.52	-39.6	45.86	54	-8.14	-	-	195	213	H
4	* 2.484194	53.48	RMS	32.2	.52	-39.62	46.58	54	-7.42	-	-	195	213	H

* - indicates frequency in CFR47 Pt 15 / IC RSS-Restricted Band
Pk - Peak detector
RMS - RMS detection

UL VERIFICATION SERVICES INC.
47173 Benicia Street, Fremont, CA 94538; USA TEL:(510) 319-4000 FAX:(510) 661-0888
This report shall not be reproduced except in full, without the written approval of UL Verification Services Inc.

VERTICAL RESULT

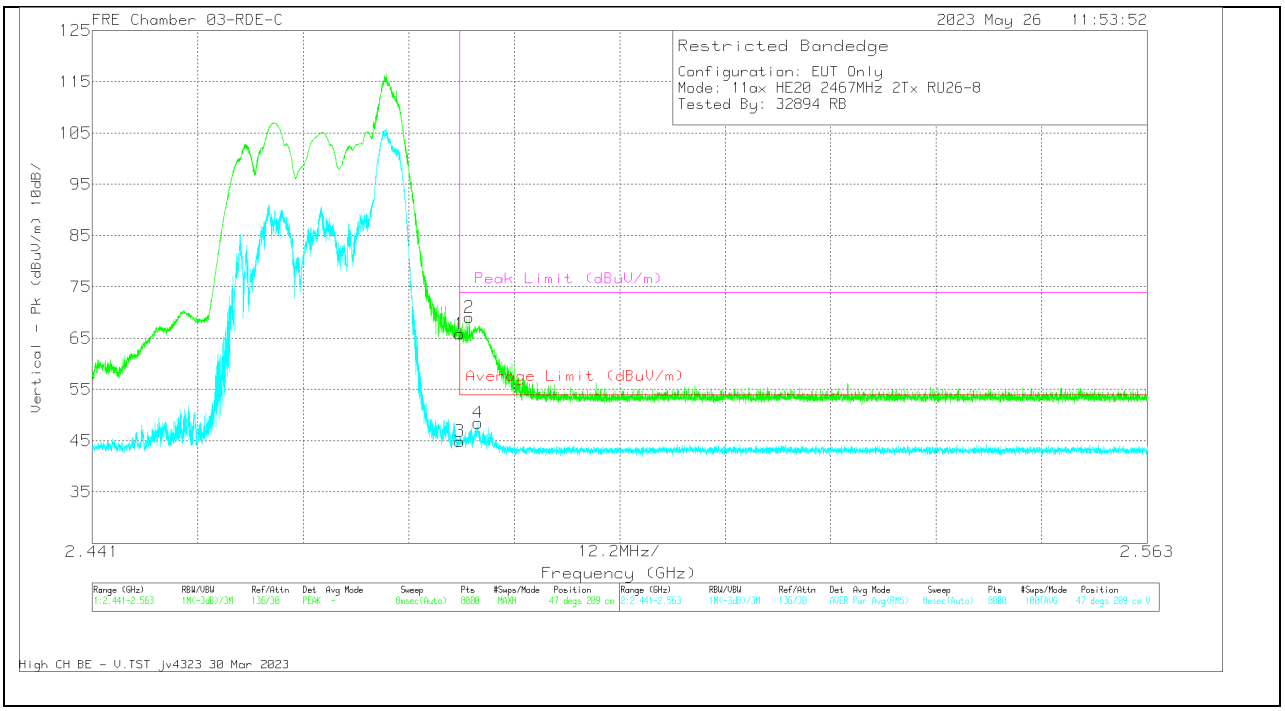

Marker	Frequency (GHz)	Meter Reading (dBuV)	Det	22667 2 ACF (dB) 3mH	DCCF (dB)	Gain/Loss (dB)	Corrected Reading (dBuV/m)	Average Limit (dBuV/m)	Margin (dB)	Peak Limit (dBuV/m)	PK Margin (dB)	Azimuth (Degs)	Height (cm)	Polarity
1	* 2.4835	73.23	Pk	32.2	0	-39.6	65.83	-	-	74	-8.17	47	209	V
2	* 2.484605	76.49	Pk	32.2	0	-39.66	69.03	-	-	74	-4.97	47	209	V
3	* 2.4835	51.76	RMS	32.2	.52	-39.6	44.88	54	-9.12	-	-	47	209	V
4	* 2.485612	55.39	RMS	32.2	.52	-39.64	48.47	54	-5.53	-	-	47	209	V

* - indicates frequency in CFR47 Pt 15 / IC RSS-Restricted Band
Pk - Peak detector
RMS - RMS detection

UL VERIFICATION SERVICES INC.
47173 Benicia Street, Fremont, CA 94538; USA TEL:(510) 319-4000 FAX:(510) 661-0888
This report shall not be reproduced except in full, without the written approval of UL Verification Services Inc.

BANDEDGE (HIGH CHANNEL, CH 13)

HORIZONTAL RESULT

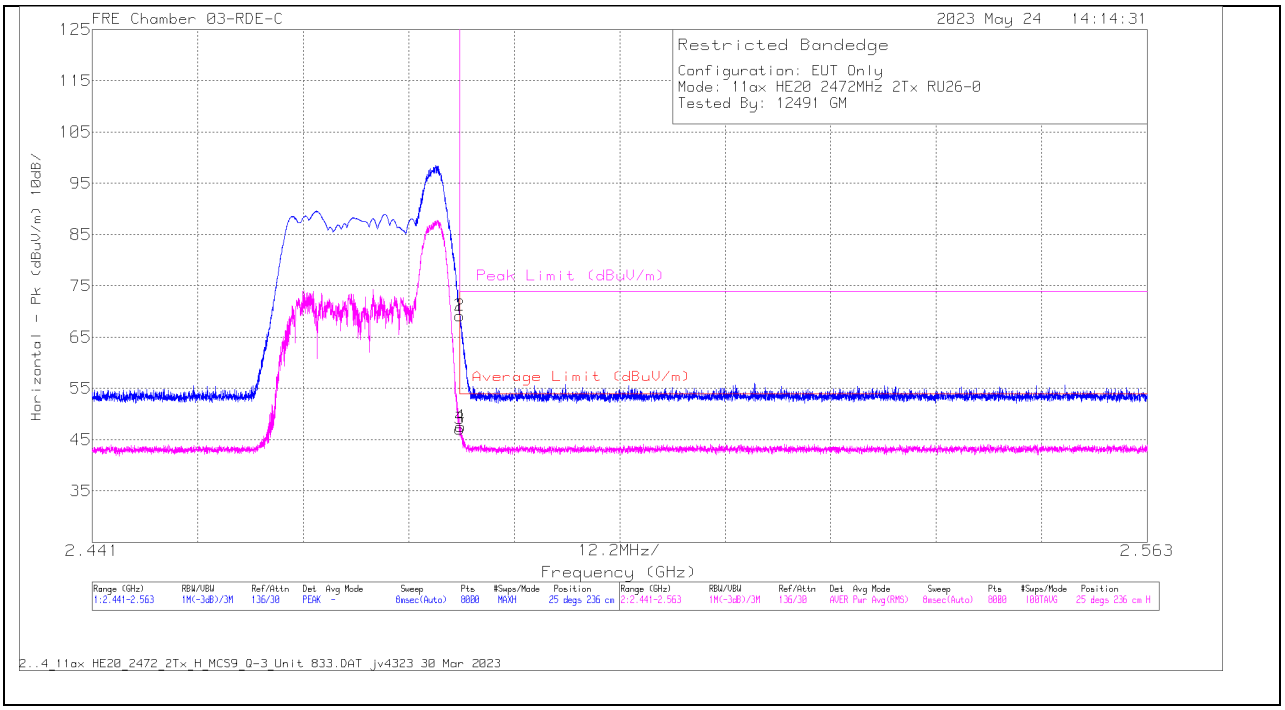

Marker	Frequency (GHz)	Meter Reading (dBuV)	Det	22667 2 ACF (dB) 3mH	DCCF (dB)	Gain/Loss (dB)	Corrected Reading (dBuV/m)	Average Limit (dBuV/m)	Margin (dB)	Peak Limit (dBuV/m)	PK Margin (dB)	Azimuth (Degs)	Height (cm)	Polarity
1	* 2.4835	76.52	Pk	32.2	0	-39.6	69.12	-	-	74	-4.88	25	236	H
2	* 2.483507	76.61	Pk	32.2	0	-39.6	69.21	-	-	74	-4.79	25	236	H
3	* 2.4835	53.98	RMS	32.2	.52	-39.6	47.10	54	-6.90	-	-	25	236	H
4	* 2.483599	54.44	RMS	32.2	.52	-39.6	47.56	54	-6.44	-	-	25	236	H

* - indicates frequency in CFR47 Pt 15 / IC RSS-Restricted Band
Pk - Peak detector
RMS - RMS detection

UL VERIFICATION SERVICES INC.
47173 Benicia Street, Fremont, CA 94538; USA TEL:(510) 319-4000 FAX:(510) 661-0888
This report shall not be reproduced except in full, without the written approval of UL Verification Services Inc.

VERTICAL RESULT

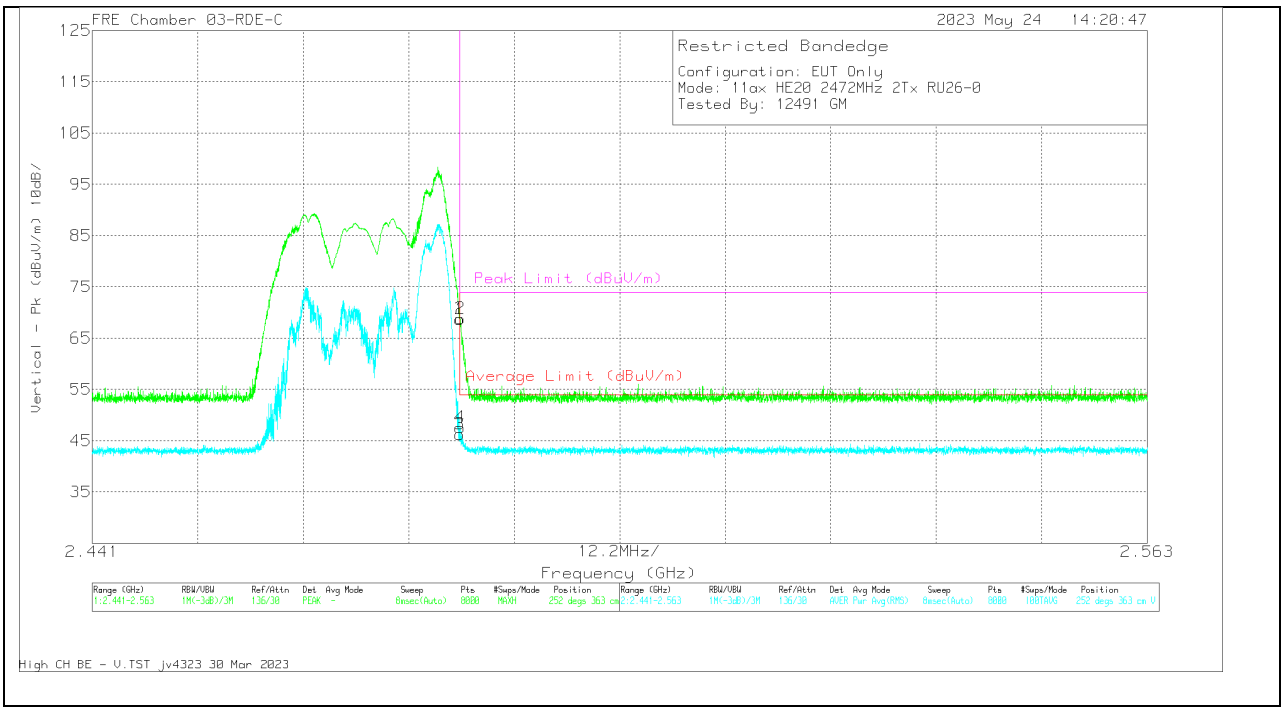

Marker	Frequency (GHz)	Meter Reading (dBuV)	Det	22667 2 ACF (dB) 3mH	DCCF (dB)	Gain/Loss (dB)	Corrected Reading (dBuV/m)	Average Limit (dBuV/m)	Margin (dB)	Peak Limit (dBuV/m)	PK Margin (dB)	Azimuth (Degs)	Height (cm)	Polarity
1	* 2.4835	76.12	Pk	32.2	0	-39.6	68.72	-	-	74	-5.28	252	363	V
2	* 2.483568	76.22	Pk	32.2	0	-39.6	68.82	-	-	74	-5.18	252	363	V
3	* 2.4835	53.14	RMS	32.2	.52	-39.6	46.26	54	-7.74	-	-	252	363	V
4	* 2.483538	54.43	RMS	32.2	.52	-39.6	47.55	54	-6.45	-	-	252	363	V

* - indicates frequency in CFR47 Pt 15 / IC RSS-Restricted Band
Pk - Peak detector
RMS - RMS detection

UL VERIFICATION SERVICES INC.
47173 Benicia Street, Fremont, CA 94538; USA TEL:(510) 319-4000 FAX:(510) 661-0888
This report shall not be reproduced except in full, without the written approval of UL Verification Services Inc.

10.1.10. 802.11ax 26-Tones HARMONICS AND SPURIOUS EMISSIONS

LOW CHANNEL, CH 1 RESULTS

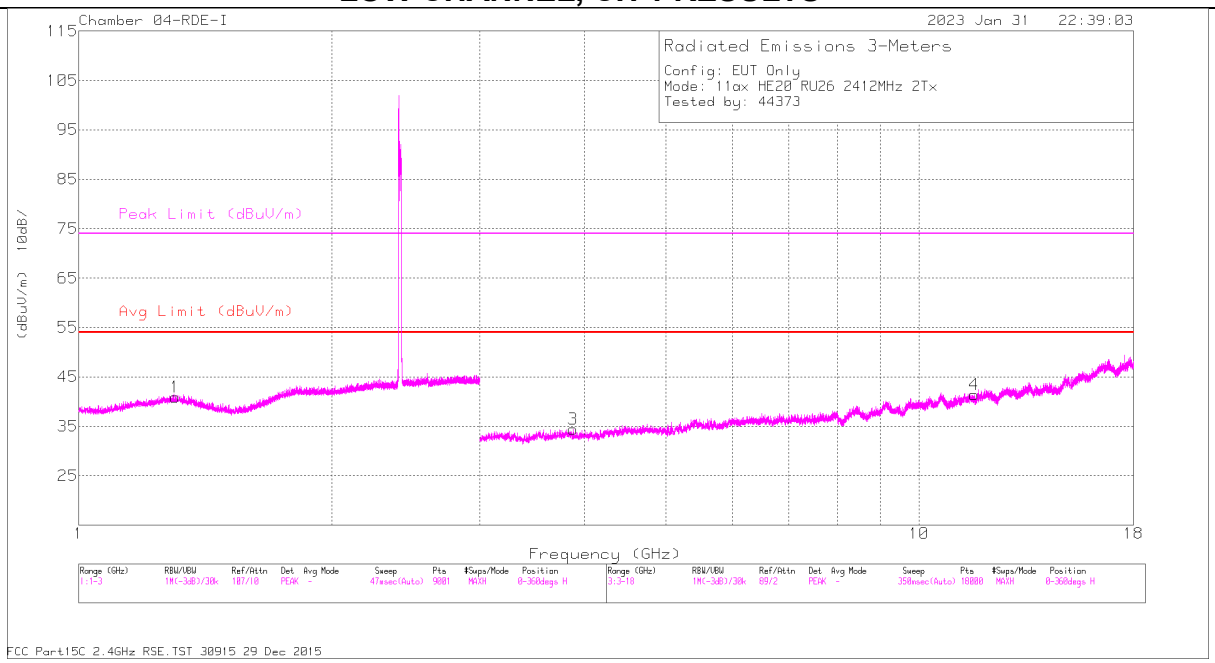

HORIZONTAL

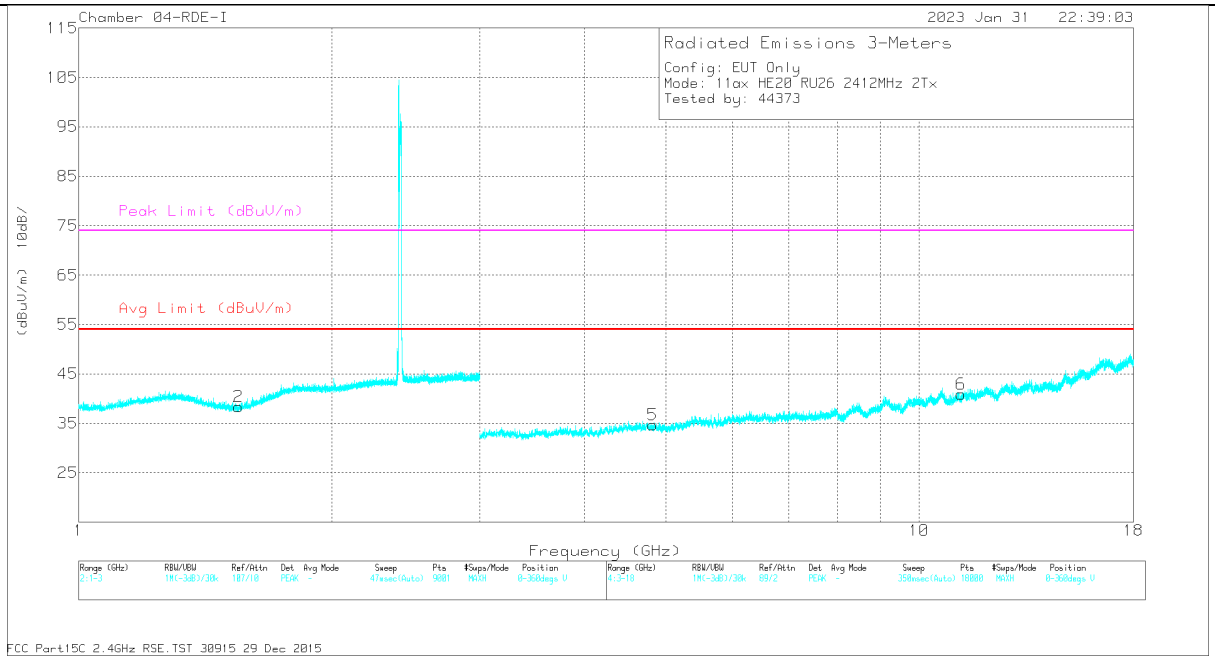

VERTICAL

UL VERIFICATION SERVICES INC.
47173 Benicia Street, Fremont, CA 94538; USA TEL:(510) 319-4000 FAX:(510) 661-0888

This report shall not be reproduced except in full, without the written approval of UL Verification Services Inc.

RADIATED EMISSIONS

Marker	Frequency (GHz)	Meter Reading (dBuV)	Det	84797 ACF (dB) - 3mH	Amp/Cbl/ Fltr (dB)	Corrected Reading (dBuV/m)	Avg Limit (dBuV/m)	Margin (dB)	Peak Limit (dBuV/m)	PK Margin (dB)	Azimuth (Degs)	Height (cm)	Polarity
1	* 1.305006	42.99	PK2	28.6	-21.3	50.29	-	-	74	-23.71	107	177	H
	* 1.302502	31.79	MAv1	28.6	-21.2	39.19	54	-14.81	-	-	107	177	H
2	* 1.547474	43.23	PK2	27.6	-22.3	48.53	-	-	74	-25.47	329	158	V
	* 1.547655	31.86	MAv1	27.6	-22.3	37.16	54	-16.84	-	-	329	158	V
3	* 3.876635	39.41	PK2	33.2	-29.3	43.31	-	-	74	-30.69	103	152	H
	* 3.874814	27.98	MAv1	33.2	-29.3	31.88	54	-22.12	-	-	103	152	H
4	* 11.628205	35.31	PK2	38.2	-21.8	51.71	-	-	74	-22.29	222	221	H
	* 11.626733	23.25	MAv1	38.2	-21.8	39.65	54	-14.35	-	-	222	221	H
5	* 4.819251	38.67	PK2	34.1	-27.6	45.17	-	-	74	-28.83	39	163	V
	* 4.820247	26.77	MAv1	34.1	-27.6	33.27	54	-20.73	-	-	39	163	V
6	* 11.224955	34.36	PK2	37.7	-21.5	50.56	-	-	74	-23.44	183	135	V
	* 11.224506	22.67	MAv1	37.7	-21.5	38.87	54	-15.13	-	-	183	135	V

* - indicates frequency in CFR47 Pt 15 / IC RSS-Restricted Band
PK2 - KDB558074 Method: Maximum Peak
MAv1 - KDB558074 Option 1 Maximum RMS Average

UL VERIFICATION SERVICES INC.
47173 Benicia Street, Fremont, CA 94538; USA TEL:(510) 319-4000 FAX:(510) 661-0888
This report shall not be reproduced except in full, without the written approval of UL Verification Services Inc.

MID CHANNEL, CH 6 RESULTS

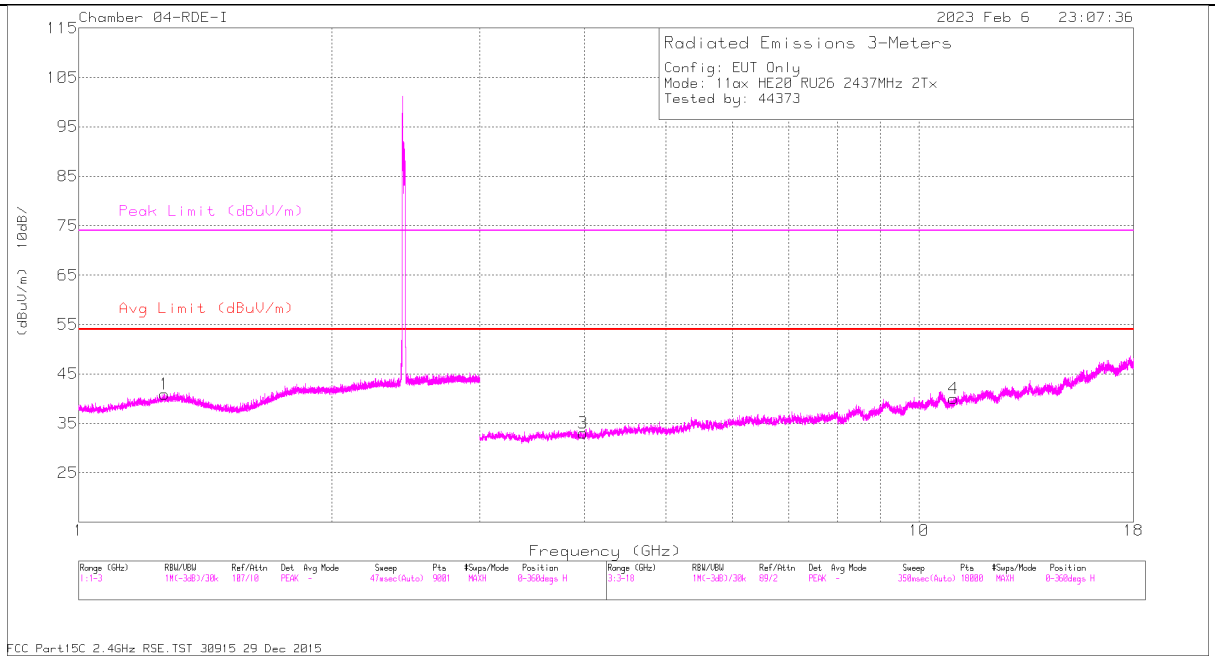

HORIZONTAL

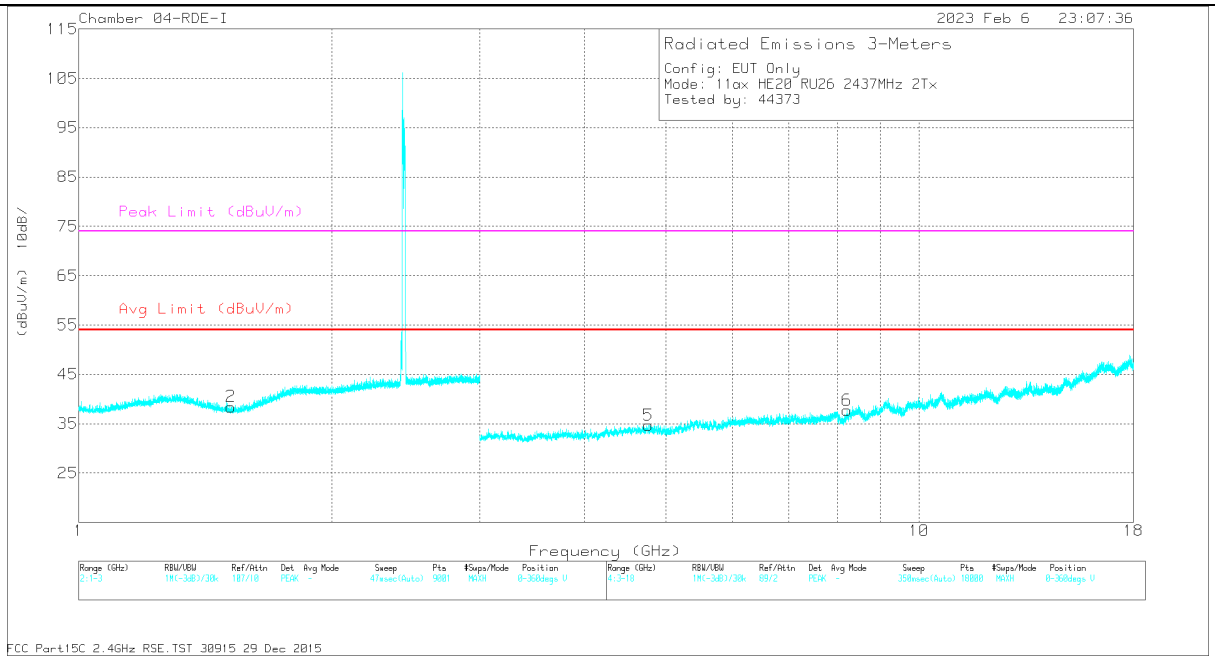

VERTICAL

UL VERIFICATION SERVICES INC.
47173 Benicia Street, Fremont, CA 94538; USA TEL:(510) 319-4000 FAX:(510) 661-0888

This report shall not be reproduced except in full, without the written approval of UL Verification Services Inc.

RADIATED EMISSIONS

Marker	Frequency (GHz)	Meter Reading (dBuV)	Det	84797 ACF (dB) - 3mH	Amp/Cbl/ Fltr (dB)	Corrected Reading (dBuV/m)	Avg Limit (dBuV/m)	Margin (dB)	Peak Limit (dBuV/m)	PK Margin (dB)	Azimuth (Degs)	Height (cm)	Polarity
1	* 1.265196	42.97	PK2	28.6	-21.2	50.37	-	-	74	-23.63	360	101	H
	* 1.265215	31.26	MAv1	28.6	-21.2	38.66	54	-15.34	-	-	360	101	H
2	* 1.516674	43.37	PK2	27.6	-22.4	48.57	-	-	74	-25.43	360	101	V
	* 1.516778	31.45	MAv1	27.6	-22.4	36.65	54	-17.35	-	-	360	101	V
3	* 3.986814	38.95	PK2	33.2	-29.5	42.65	-	-	74	-31.35	360	101	H
	* 3.985961	27.49	MAv1	33.2	-29.5	31.19	54	-22.81	-	-	360	101	H
4	* 10.996834	34.03	PK2	37.6	-21.9	49.73	-	-	74	-24.27	360	200	H
	* 10.999178	22.24	MAv1	37.6	-22	37.84	54	-16.16	-	-	360	200	H
5	* 4.764572	38.12	PK2	34.2	-27.6	44.72	-	-	74	-29.28	360	200	V
	* 4.764485	26.04	MAv1	34.2	-27.6	32.64	54	-21.36	-	-	360	200	V
6	* 8.211591	34.79	PK2	35.9	-23.8	46.89	-	-	74	-27.11	360	200	V
	* 8.21025	23.18	MAv1	35.9	-23.9	35.18	54	-18.82	-	-	360	200	V

* - indicates frequency in CFR47 Pt 15 / IC RSS-Restricted Band
PK2 - KDB558074 Method: Maximum Peak
MAv1 - KDB558074 Option 1 Maximum RMS Average

UL VERIFICATION SERVICES INC.
47173 Benicia Street, Fremont, CA 94538; USA TEL:(510) 319-4000 FAX:(510) 661-0888
This report shall not be reproduced except in full, without the written approval of UL Verification Services Inc.

HIGH CHANNEL, CH 13 RESULTS

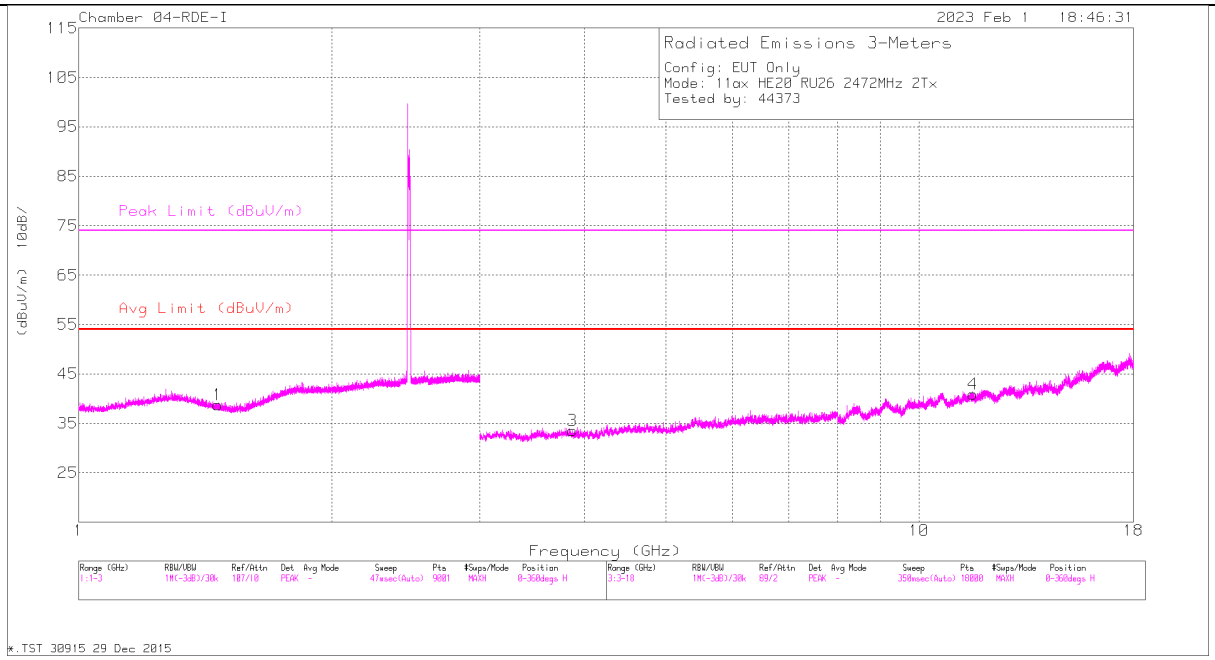

HORIZONTAL

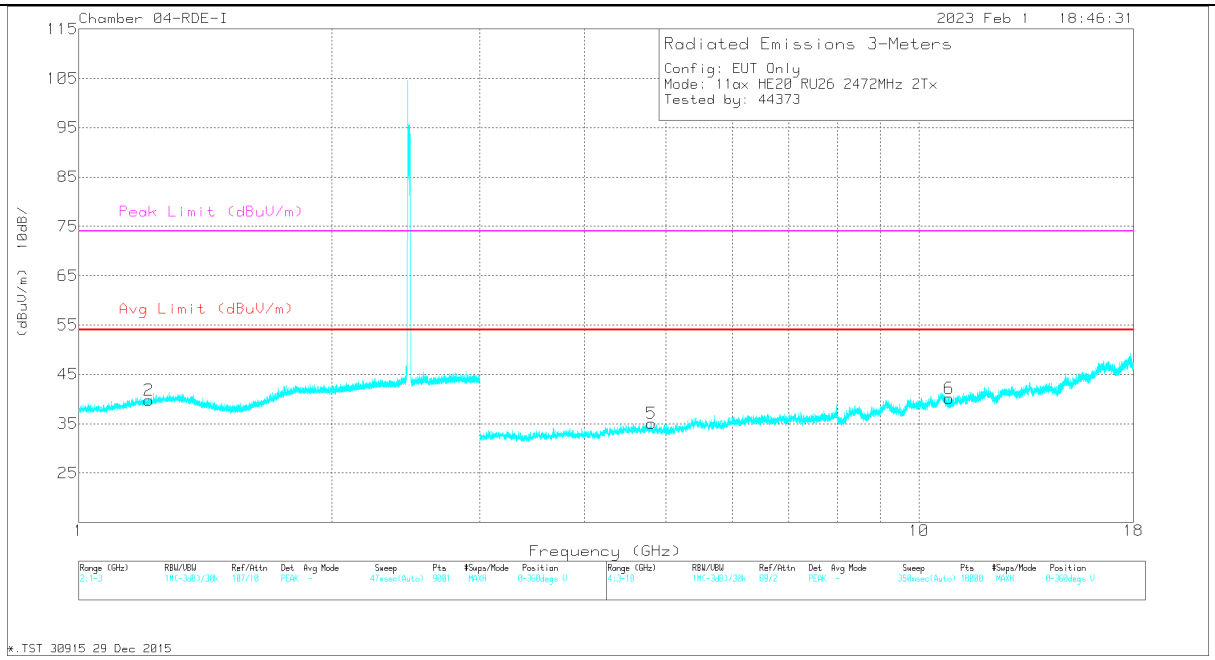

VERTICAL

UL VERIFICATION SERVICES INC.
47173 Benicia Street, Fremont, CA 94538; USA TEL:(510) 319-4000 FAX:(510) 661-0888

This report shall not be reproduced except in full, without the written approval of UL Verification Services Inc.

RADIATED EMISSIONS

Marker	Frequency (GHz)	Meter Reading (dBuV)	Det	84797 ACF (dB) - 3mH	Amp/Cbl/ Fltr (dB)	Corrected Reading (dBuV/m)	Avg Limit (dBuV/m)	Margin (dB)	Peak Limit (dBuV/m)	PK Margin (dB)	Azimuth (Degs)	Height (cm)	Polarity
1	* 1.463016	43.65	PK2	27.8	-22.2	49.25	-	-	74	-24.75	326	143	H
	* 1.462299	31.55	MAv1	27.8	-22.2	37.16	54	-16.84	-	-	326	143	H
2	* 1.212862	44.19	PK2	28.2	-21.3	51.09	-	-	74	-22.91	234	159	V
	* 1.210357	31.33	MAv1	28.2	-21.3	38.23	54	-15.73	-	-	234	159	V
3	* 3.868845	39.45	PK2	33.2	-29.1	43.55	-	-	74	-30.45	169	197	H
	* 3.868615	27.63	MAv1	33.2	-29.1	31.73	54	-22.27	-	-	169	197	H
4	* 11.590764	34.74	PK2	38.2	-22.2	50.74	-	-	74	-23.26	173	247	H
	* 11.59134	22.88	MAv1	38.2	-22.2	38.88	54	-15.12	-	-	173	247	H
5	* 4.80785	38.4	PK2	34.1	-27.8	44.7	-	-	74	-29.3	263	243	V
	* 4.80674	26.59	MAv1	34.1	-27.7	32.99	54	-21.91	-	-	263	243	V
6	* 10.86352	33.51	PK2	37.6	-21.6	49.51	-	-	74	-24.49	352	167	V
	* 10.861032	22.19	MAv1	37.6	-21.6	38.19	54	-15.81	-	-	352	167	V

* - indicates frequency in CFR47 Pt 15 / IC RSS-Restricted Band
PK2 - KDB558074 Method: Maximum Peak
MAv1 - KDB558074 Option 1 Maximum RMS Average

UL VERIFICATION SERVICES INC.
47173 Benicia Street, Fremont, CA 94538; USA TEL:(510) 319-4000 FAX:(510) 661-0888
This report shall not be reproduced except in full, without the written approval of UL Verification Services Inc.

2TX ANT 4+ ANT 3 OFDMA MODE: SU

BANDEDGE (LOW CHANNEL, CH 1)

HORIZONTAL RESULT

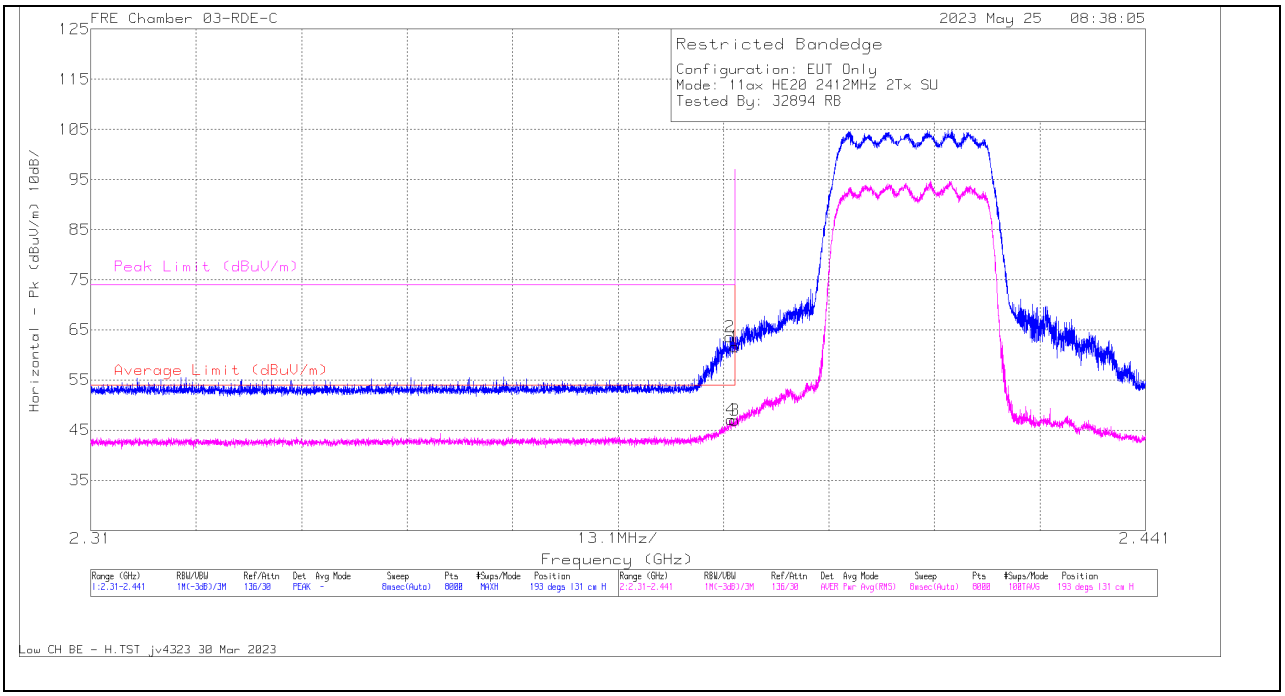

Marker	Frequency (GHz)	Meter Reading (dBuV)	Det	226672 ACF (dB) 3mH	DCCF (dB)	Gain/Loss (dB)	Corrected Reading (dBuV/m)	Average Limit (dBuV/m)	Margin (dB)	Peak Limit (dBuV/m)	PK Margin (dB)	Azimuth (Degs)	Height (cm)	Polarity
1	* 2.39	69.28	Pk	32.1	0	-39.8	61.58	-	-	74	-12.42	193	131	H
2	* 2.389396	71.46	Pk	32.1	0	-39.92	63.64	-	-	74	-10.36	193	131	H
3	* 2.39	54.09	RMS	32.1	.54	-39.8	46.93	54	-7.07	-	-	193	131	H
4	* 2.38951	54.29	RMS	32.1	.54	-39.9	47.03	54	-6.97	-	-	193	131	H

* - indicates frequency in CFR47 Pt 15 / IC RSS-Restricted Band
Pk - Peak detector
RMS - RMS detection

UL VERIFICATION SERVICES INC.
47173 Benicia Street, Fremont, CA 94538; USA TEL:(510) 319-4000 FAX:(510) 661-0888
This report shall not be reproduced except in full, without the written approval of UL Verification Services Inc.

VERTICAL RESULT

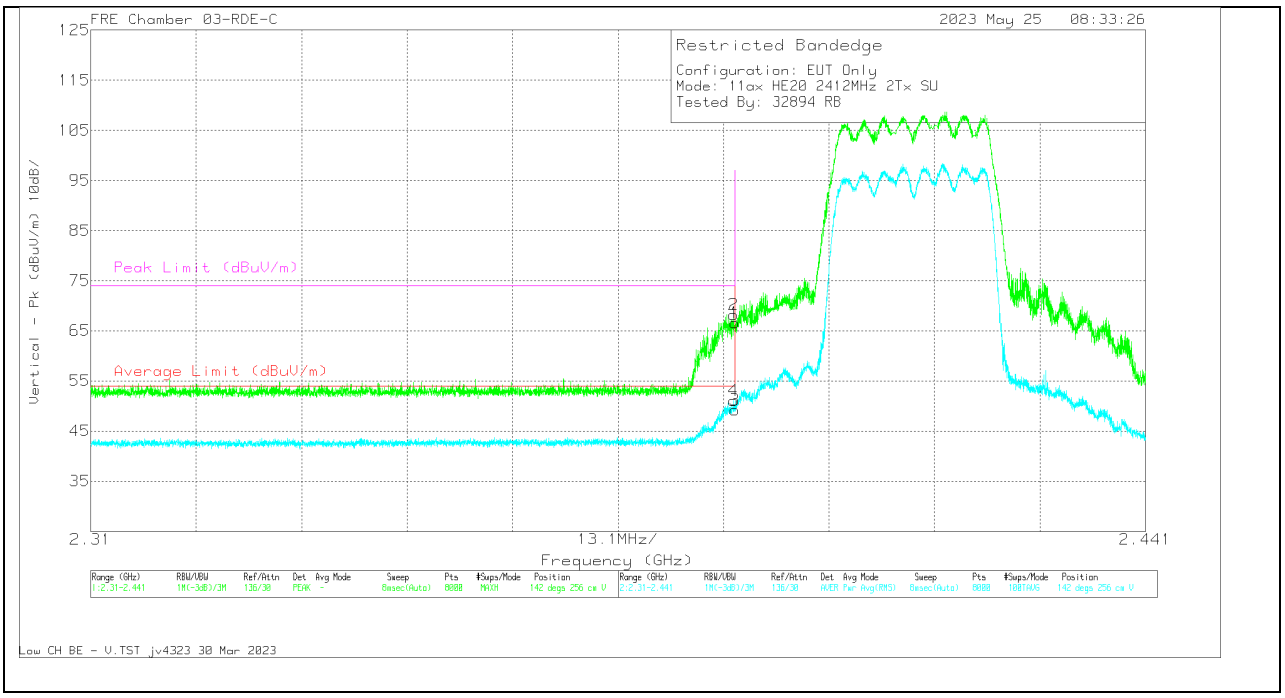

Marker	Frequency (GHz)	Meter Reading (dBuV)	Det	226672 ACF (dB) 3mH	DCCF (dB)	Gain/Loss (dB)	Corrected Reading (dBuV/m)	Average Limit (dBuV/m)	Margin (dB)	Peak Limit (dBuV/m)	PK Margin (dB)	Azimuth (Degs)	Height (cm)	Polarity
1	* 2.39	74.25	Pk	32.1	0	-39.8	66.55	-	-	74	-7.45	142	256	V
2	* 2.389838	75.98	Pk	32.1	0	-39.83	68.25	-	-	74	-5.75	142	256	V
3	* 2.39	56.42	RMS	32.1	.54	-39.8	49.26	54	-4.74	-	-	142	256	V
4	* 2.389887	58.25	RMS	32.1	.54	-39.82	51.07	54	-2.93	-	-	142	256	V

* - indicates frequency in CFR47 Pt 15 / IC RSS-Restricted Band
Pk - Peak detector
RMS - RMS detection

UL VERIFICATION SERVICES INC.
47173 Benicia Street, Fremont, CA 94538; USA TEL:(510) 319-4000 FAX:(510) 661-0888
This report shall not be reproduced except in full, without the written approval of UL Verification Services Inc.

BANDEDGE (LOW CHANNEL, CH 2)

HORIZONTAL RESULT

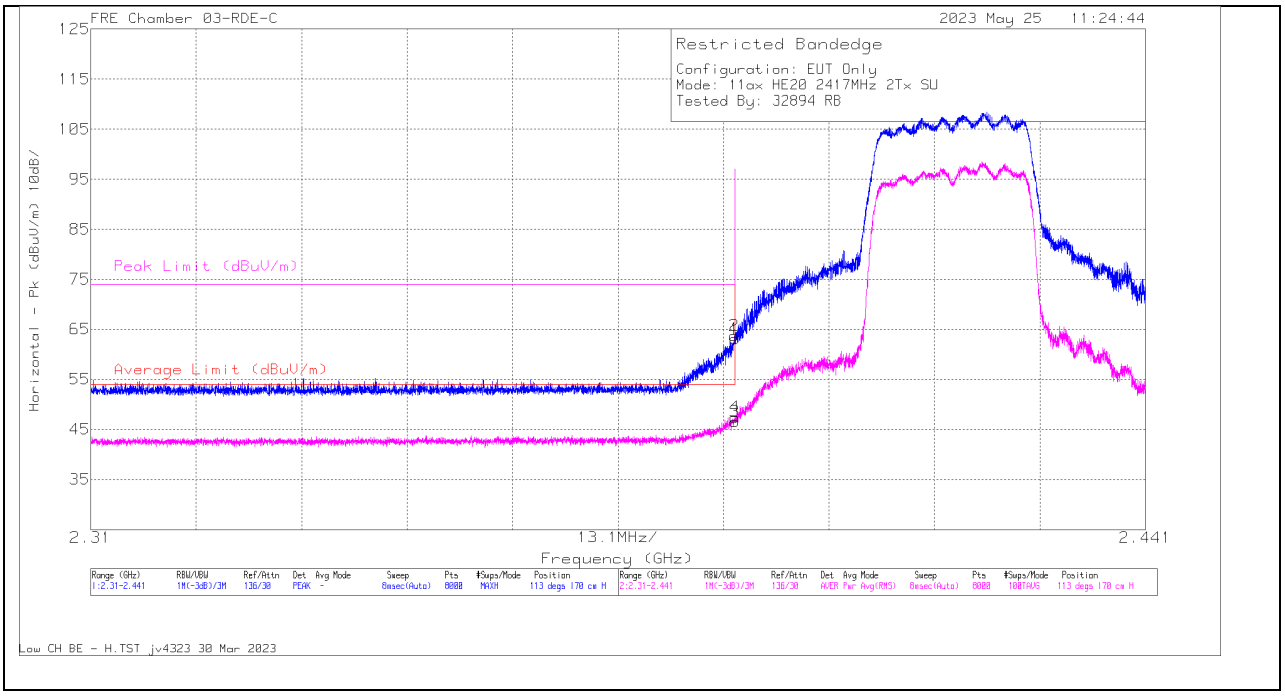

Marker	Frequency (GHz)	Meter Reading (dBuV)	Det	22667 2 ACF (dB) 3mH	DCCF (dB)	Gain/Loss (dB)	Corrected Reading (dBuV/m)	Average Limit (dBuV/m)	Margin (dB)	Peak Limit (dBuV/m)	PK Margin (dB)	Azimuth (Degs)	Height (cm)	Polarity
1	* 2.39	70.82	Pk	32.1	0	-39.8	63.12	-	-	74	-10.88	113	170	H
2	* 2.389969	71.41	Pk	32.1	0	-39.81	63.7	-	-	74	-10.3	113	170	H
3	* 2.39	53.75	RMS	32.1	.54	-39.8	46.59	54	-7.41	-	-	113	170	H
4	* 2.389985	54.61	RMS	32.1	.54	-39.8	47.45	54	-6.55	-	-	113	170	H

* - indicates frequency in CFR47 Pt 15 / IC RSS-Restricted Band
Pk - Peak detector
RMS - RMS detection

UL VERIFICATION SERVICES INC.
47173 Benicia Street, Fremont, CA 94538; USA TEL:(510) 319-4000 FAX:(510) 661-0888
This report shall not be reproduced except in full, without the written approval of UL Verification Services Inc.

VERTICAL RESULT

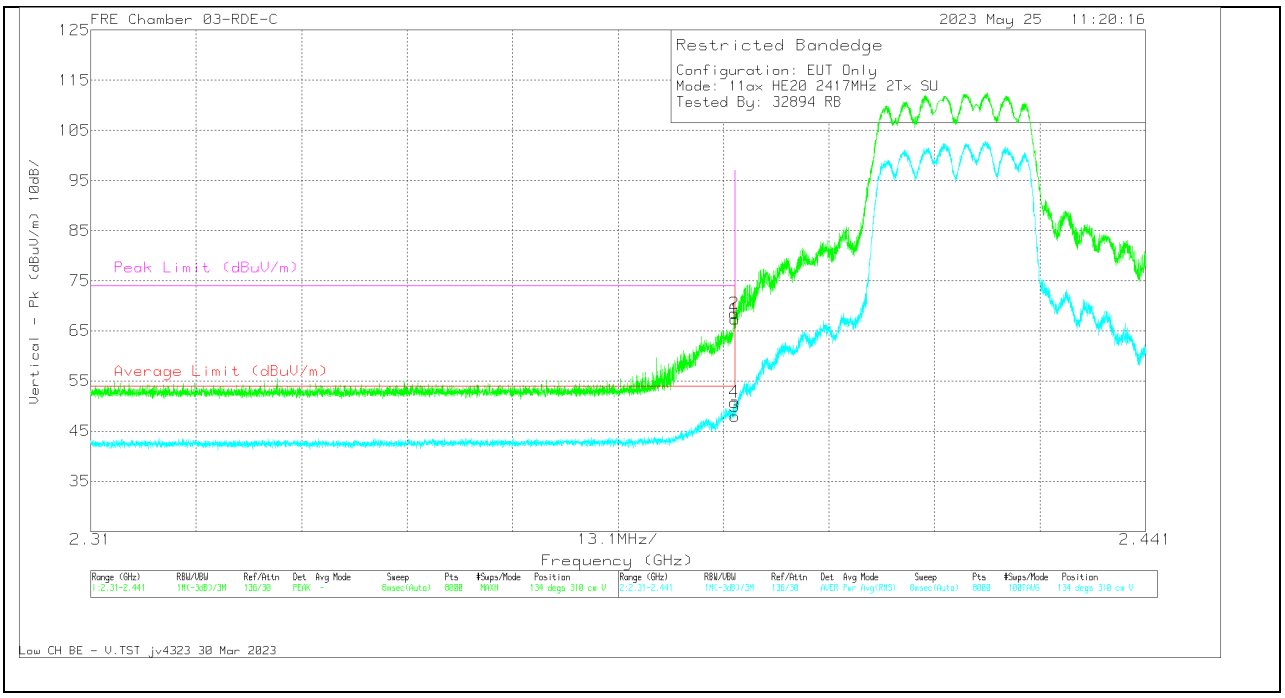

Marker	Frequency (GHz)	Meter Reading (dBuV)	Det	22667 2 ACF (dB) 3mH	DCCF (dB)	Gain/Loss (dB)	Corrected Reading (dBuV/m)	Average Limit (dBuV/m)	Margin (dB)	Peak Limit (dBuV/m)	PK Margin (dB)	Azimuth (Degs)	Height (cm)	Polarity
1	* 2.39	75.11	Pk	32.1	0	-39.8	67.41	-	-	74	-6.59	134	310	V
2	* 2.389953	76.21	Pk	32.1	0	-39.81	68.5	-	-	74	-5.5	134	310	V
3	* 2.39	55.08	RMS	32.1	.54	-39.8	47.92	54	-6.08	-	-	134	310	V
4	* 2.389903	57.95	RMS	32.1	.54	-39.82	50.77	54	-3.23	-	-	134	310	V

* - indicates frequency in CFR47 Pt 15 / IC RSS-Restricted Band
Pk - Peak detector
RMS - RMS detection

UL VERIFICATION SERVICES INC.
47173 Benicia Street, Fremont, CA 94538; USA TEL:(510) 319-4000 FAX:(510) 661-0888
This report shall not be reproduced except in full, without the written approval of UL Verification Services Inc.

BANDEDGE (LOW CHANNEL, CH 3)

HORIZONTAL RESULT

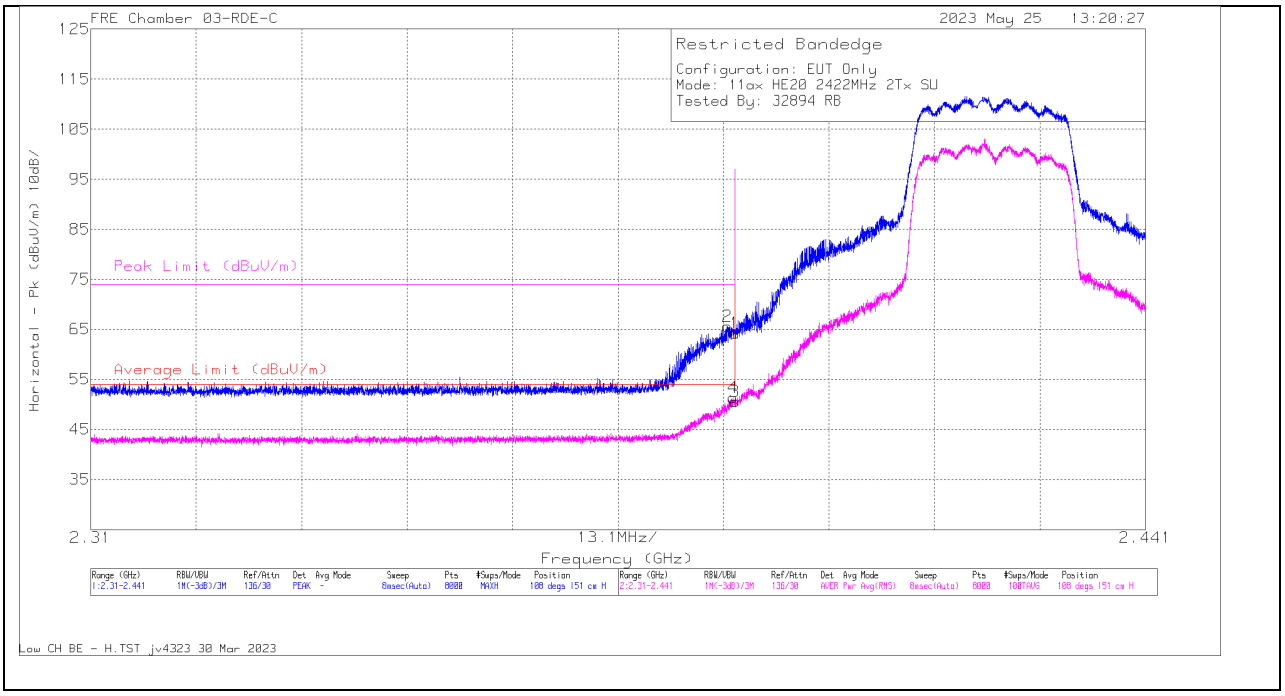

Marker	Frequency (GHz)	Meter Reading (dBuV)	Det	22667 2 ACF (dB) 3mH	DCCF (dB)	Gain/Loss (dB)	Corrected Reading (dBuV/m)	Average Limit (dBuV/m)	Margin (dB)	Peak Limit (dBuV/m)	PK Margin (dB)	Azimuth (Degs)	Height (cm)	Polarity
1	* 2.39	71.92	Pk	32.1	0	-39.8	64.22	-	-	74	-9.78	108	151	H
2	* 2.389052	73.49	Pk	32.1	0	-39.99	65.6	-	-	74	-8.4	108	151	H
3	* 2.39	57.31	RMS	32.1	.54	-39.8	50.15	54	-3.85	-	-	108	151	H
4	* 2.389789	58.07	RMS	32.1	.54	-39.84	50.87	54	-3.13	-	-	108	151	H

* - indicates frequency in CFR47 Pt 15 / IC RSS-Restricted Band
Pk - Peak detector
RMS - RMS detection

UL VERIFICATION SERVICES INC.
47173 Benicia Street, Fremont, CA 94538; USA TEL:(510) 319-4000 FAX:(510) 661-0888
This report shall not be reproduced except in full, without the written approval of UL Verification Services Inc.

VERTICAL RESULT

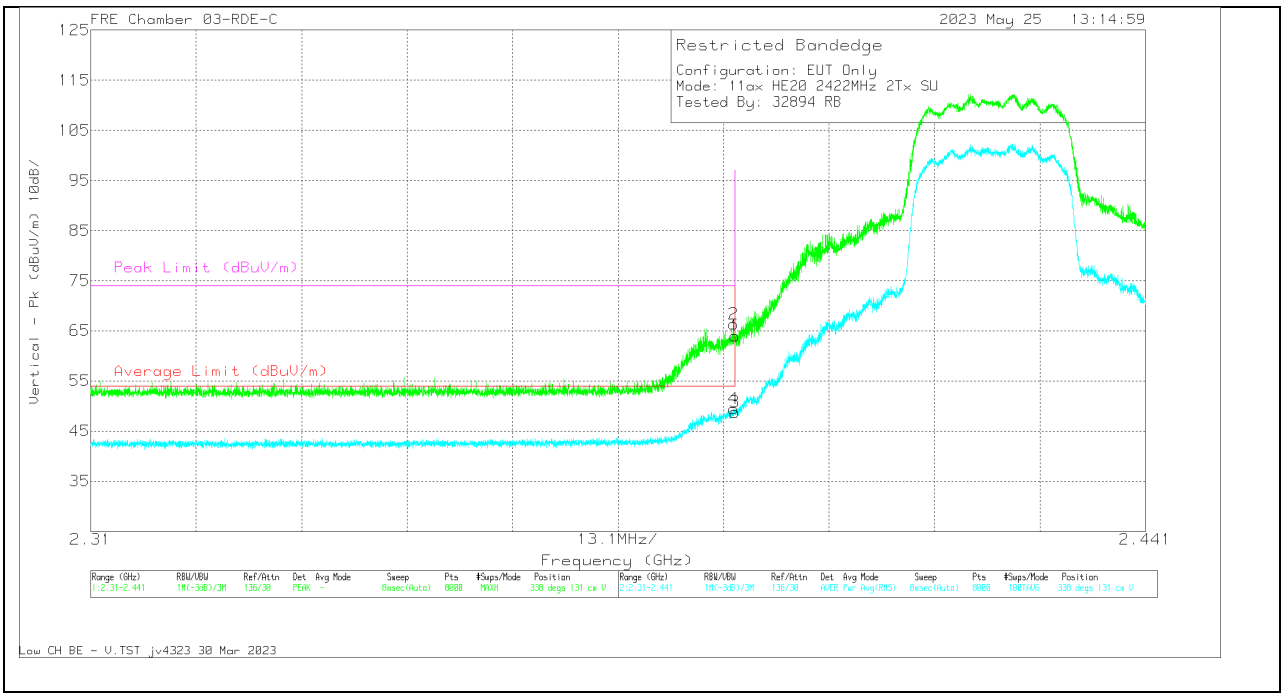

Marker	Frequency (GHz)	Meter Reading (dBuV)	Det	22667 2 ACF (dB) 3mH	DCCF (dB)	Gain/Loss (dB)	Corrected Reading (dBuV/m)	Average Limit (dBuV/m)	Margin (dB)	Peak Limit (dBuV/m)	PK Margin (dB)	Azimuth (Degs)	Height (cm)	Polarity
1	* 2.39	71.72	Pk	32.1	0	-39.8	64.02	-	-	74	-9.98	338	131	V
2	* 2.389854	74.13	Pk	32.1	0	-39.83	66.4	-	-	74	-7.6	338	131	V
3	* 2.39	55.94	RMS	32.1	.54	-39.8	48.78	54	-5.22	-	-	338	131	V
4	* 2.389871	56.64	RMS	32.1	.54	-39.83	49.45	54	-4.55	-	-	338	131	V

* - indicates frequency in CFR47 Pt 15 / IC RSS-Restricted Band
Pk - Peak detector
RMS - RMS detection

UL VERIFICATION SERVICES INC.
47173 Benicia Street, Fremont, CA 94538; USA TEL:(510) 319-4000 FAX:(510) 661-0888
This report shall not be reproduced except in full, without the written approval of UL Verification Services Inc.

BANDEDGE (HIGH CHANNEL, CH 9)

HORIZONTAL RESULT

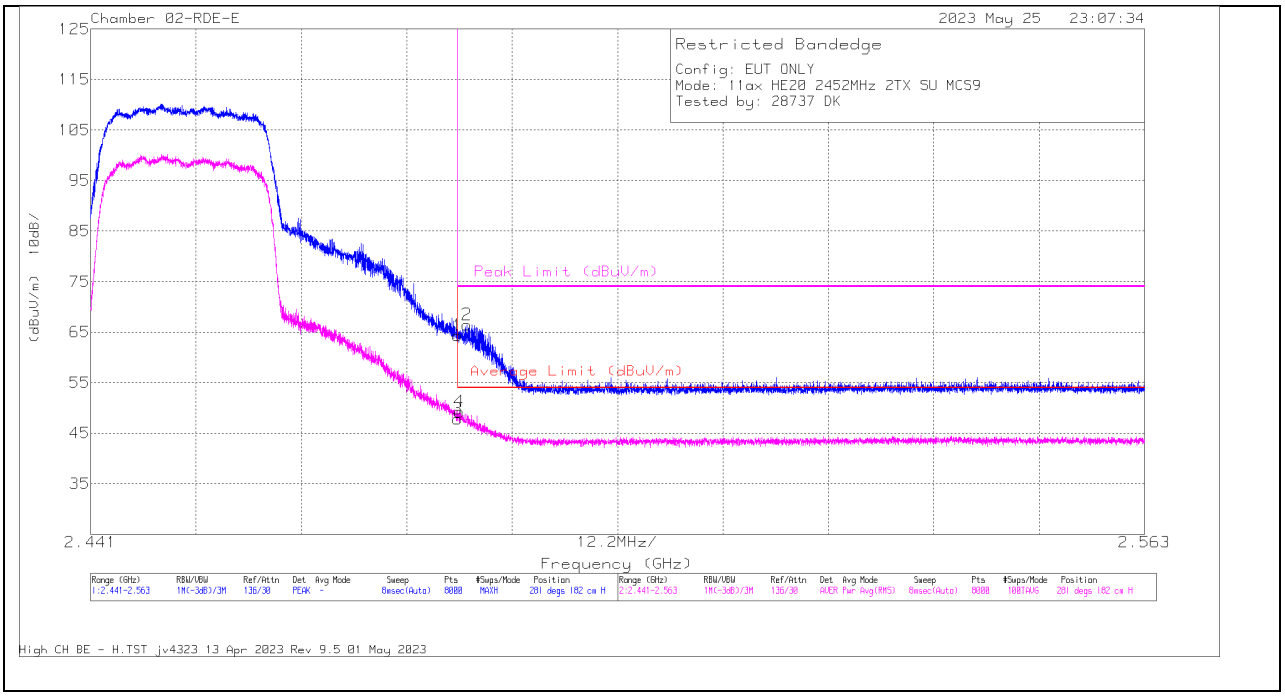

Marker	Frequency (GHz)	Meter Reading (dBuV)	Det	206807 ACF (dB/m)	DCCF (dB)	Gain/Loss (dB)	Corrected Reading (dBuV/m)	Average Limit (dBuV/m)	Margin (dB)	Peak Limit (dBuV/m)	PK Margin (dB)	Azimuth (Degs)	Height (cm)	Polarity
1	* 2.4835	71.24	Pk	32.3	0	-39.16	64.38	-	-	74	-9.62	281	182	H
2	* 2.484575	73.33	Pk	32.3	0	-39.14	66.49	-	-	74	-7.51	281	182	H
3	* 2.4835	54.11	RMS	32.3	.54	-39.16	47.79	54	-6.21	-	-	281	182	H
4	* 2.483721	55.54	RMS	32.3	.54	-39.15	49.23	54	-4.77	-	-	281	182	H

* - indicates frequency in CFR47 Pt 15 / IC RSS-Restricted Band
Pk - Peak detector
RMS - RMS detection

UL VERIFICATION SERVICES INC.
47173 Benicia Street, Fremont, CA 94538; USA TEL:(510) 319-4000 FAX:(510) 661-0888
This report shall not be reproduced except in full, without the written approval of UL Verification Services Inc.

VERTICAL RESULT

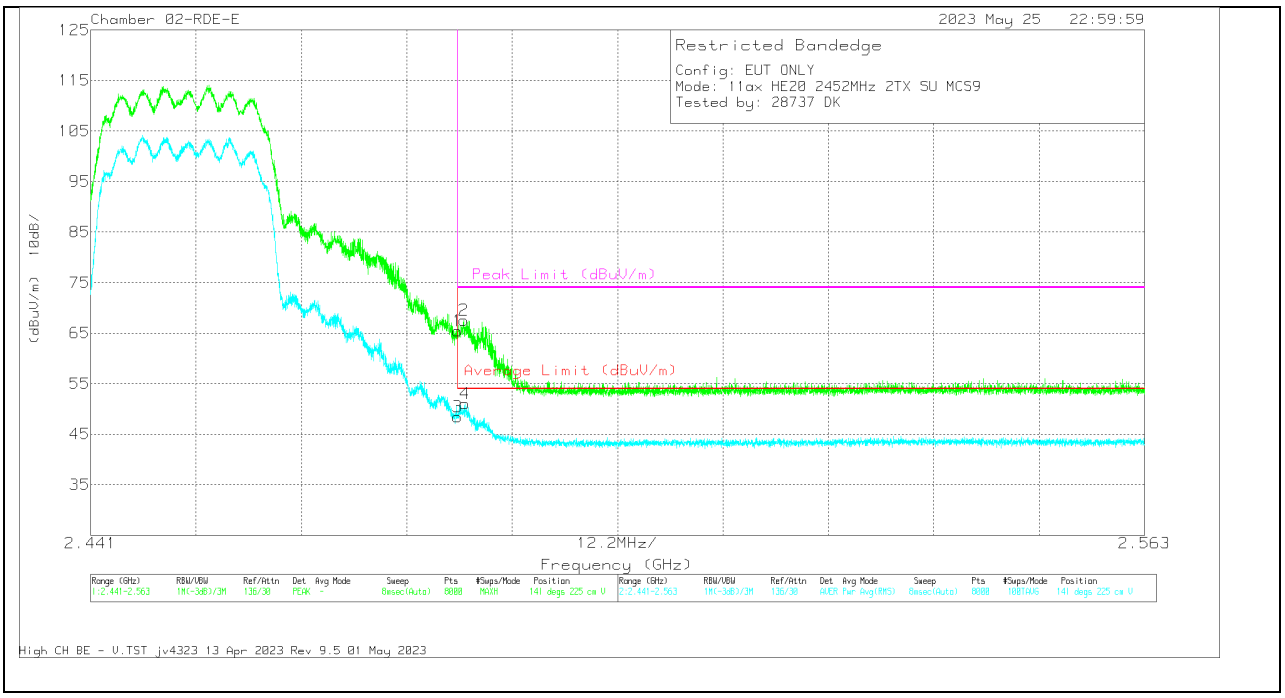

Marker	Frequency (GHz)	Meter Reading (dBuV)	Det	206807 ACF (dB/m)	DCCF (dB)	Gain/Loss (dB)	Corrected Reading (dBuV/m)	Average Limit (dBuV/m)	Margin (dB)	Peak Limit (dBuV/m)	PK Margin (dB)	Azimuth (Degs)	Height (cm)	Polarity
1	* 2.4835	72.32	Pk	32.3	0	-39.16	65.46	-	-	74	-8.54	141	225	V
2	* 2.484163	74.37	Pk	32.3	0	-39.15	67.52	-	-	74	-6.48	141	225	V
3	* 2.4835	54.75	RMS	32.3	.54	-39.16	48.43	54	-5.57	-	-	141	225	V
4	* 2.484361	57.35	RMS	32.3	.54	-39.14	51.05	54	-2.95	-	-	141	225	V

* - indicates frequency in CFR47 Pt 15 / IC RSS-Restricted Band
Pk - Peak detector
RMS - RMS detection

UL VERIFICATION SERVICES INC.
47173 Benicia Street, Fremont, CA 94538; USA TEL:(510) 319-4000 FAX:(510) 661-0888
This report shall not be reproduced except in full, without the written approval of UL Verification Services Inc.

BANDEDGE (HIGH CHANNEL, CH 10)

HORIZONTAL RESULT

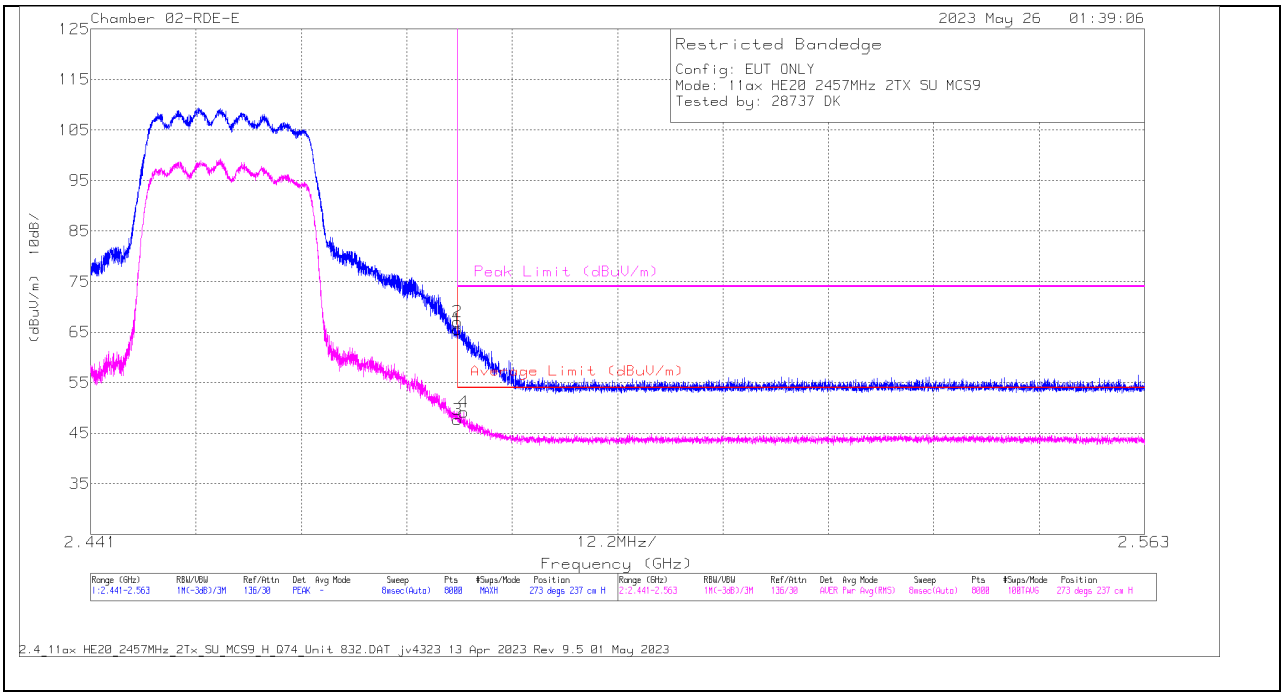

Marker	Frequency (GHz)	Meter Reading (dBuV)	Det	206807 ACF (dB/m)	DCCF (dB)	Gain/Loss (dB)	Corrected Reading (dBuV/m)	Average Limit (dBuV/m)	Margin (dB)	Peak Limit (dBuV/m)	PK Margin (dB)	Azimuth (Degs)	Height (cm)	Polarity
1	* 2.4835	72.42	Pk	32.3	0	-39.16	65.56	-	-	74	-8.44	273	237	H
2	* 2.483507	73.93	Pk	32.3	0	-39.15	67.08	-	-	74	-6.92	273	237	H
3	* 2.4835	54.02	RMS	32.3	.54	-39.16	47.70	54	-6.30	-	-	273	237	H
4	* 2.484178	55.46	RMS	32.3	.54	-39.15	49.15	54	-4.85	-	-	273	237	H

* - indicates frequency in CFR47 Pt 15 / IC RSS-Restricted Band
Pk - Peak detector
RMS - RMS detection

UL VERIFICATION SERVICES INC.
47173 Benicia Street, Fremont, CA 94538; USA TEL:(510) 319-4000 FAX:(510) 661-0888
This report shall not be reproduced except in full, without the written approval of UL Verification Services Inc.

VERTICAL RESULT

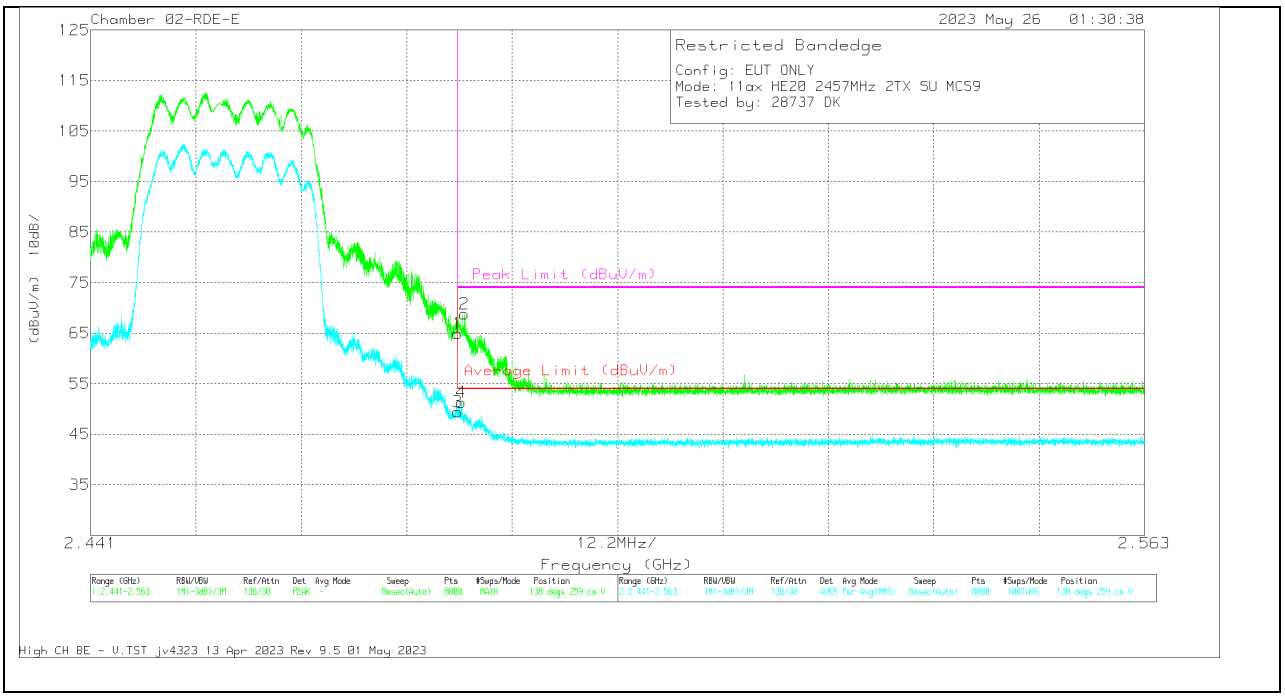

Marker	Frequency (GHz)	Meter Reading (dBuV)	Det	20680 7 ACF (dB/m)	DCCF (dB)	Gain/Loss (dB)	Corrected Reading (dBuV/m)	Average Limit (dBuV/m)	Margin (dB)	Peak Limit (dBuV/m)	PK Margin (dB)	Azimuth (Degs)	Height (cm)	Polarity
1	* 2.4835	71.82	Pk	32.3	0	-39.16	64.96	-	-	74	-9.04	138	259	V
2	* 2.4843	75.61	Pk	32.3	0	-39.14	68.77	-	-	74	-5.23	138	259	V
3	* 2.4835	55.75	RMS	32.3	.54	-39.16	49.43	54	-4.57	-	-	138	259	V
4	* 2.483934	57.57	RMS	32.3	.54	-39.15	51.26	54	-2.74	-	-	138	259	V

* - indicates frequency in CFR47 Pt 15 / IC RSS-Restricted Band
Pk - Peak detector
RMS - RMS detection

UL VERIFICATION SERVICES INC.
47173 Benicia Street, Fremont, CA 94538; USA TEL:(510) 319-4000 FAX:(510) 661-0888
This report shall not be reproduced except in full, without the written approval of UL Verification Services Inc.

BANDEDGE (HIGH CHANNEL, CH 11)

HORIZONTAL RESULT

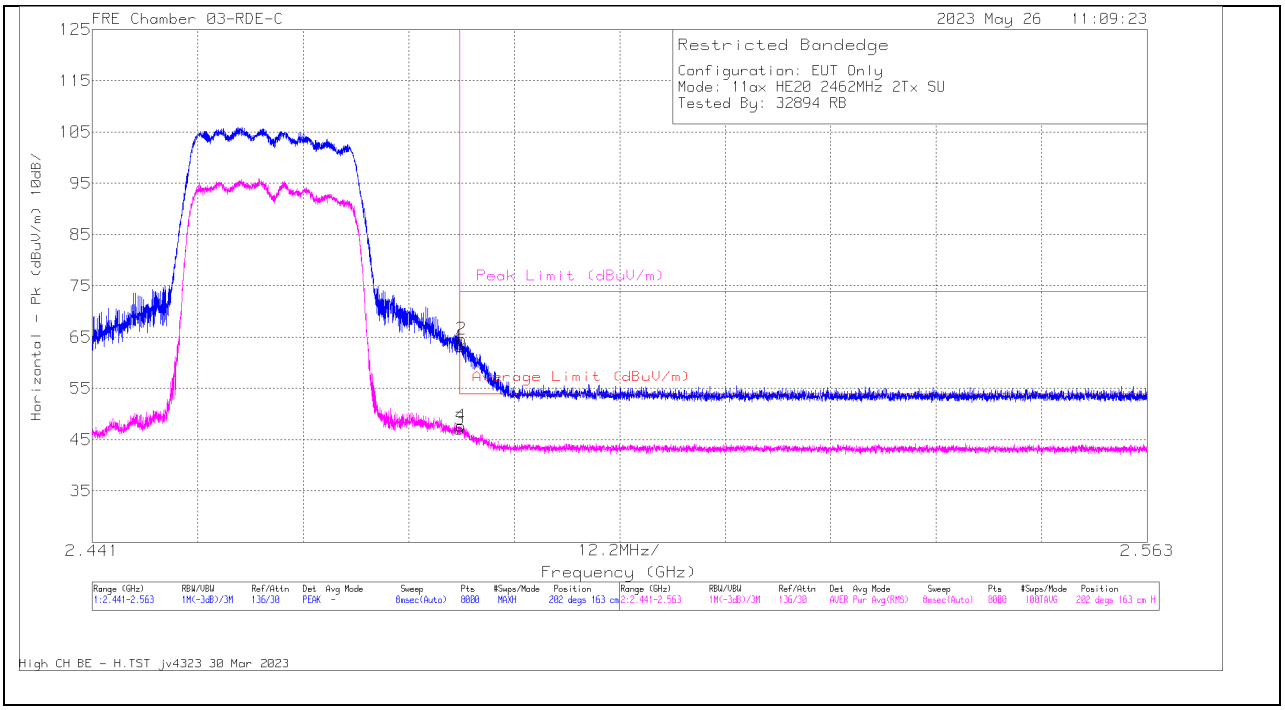

Marker	Frequency (GHz)	Meter Reading (dBuV)	Det	226672 ACF (dB) 3mH	DCCF (dB)	Gain/Loss (dB)	Corrected Reading (dBuV/m)	Average Limit (dBuV/m)	Margin (dB)	Peak Limit (dBuV/m)	PK Margin (dB)	Azimuth (Degs)	Height (cm)	Polarity
1	* 2.4835	70.58	Pk	32.2	0	-39.6	63.18	-	-	74	-10.82	202	163	H
2	* 2.48369	72.03	Pk	32.2	0	-39.6	64.63	-	-	74	-9.37	202	163	H
3	* 2.4835	53.93	RMS	32.2	.54	-39.6	47.07	54	-6.93	-	-	202	163	H
4	* 2.483629	54.58	RMS	32.2	.54	-39.6	47.72	54	-6.28	-	-	202	163	H

* - indicates frequency in CFR47 Pt 15 / IC RSS-Restricted Band
Pk - Peak detector
RMS - RMS detection

UL VERIFICATION SERVICES INC.
47173 Benicia Street, Fremont, CA 94538; USA TEL:(510) 319-4000 FAX:(510) 661-0888
This report shall not be reproduced except in full, without the written approval of UL Verification Services Inc.

VERTICAL RESULT

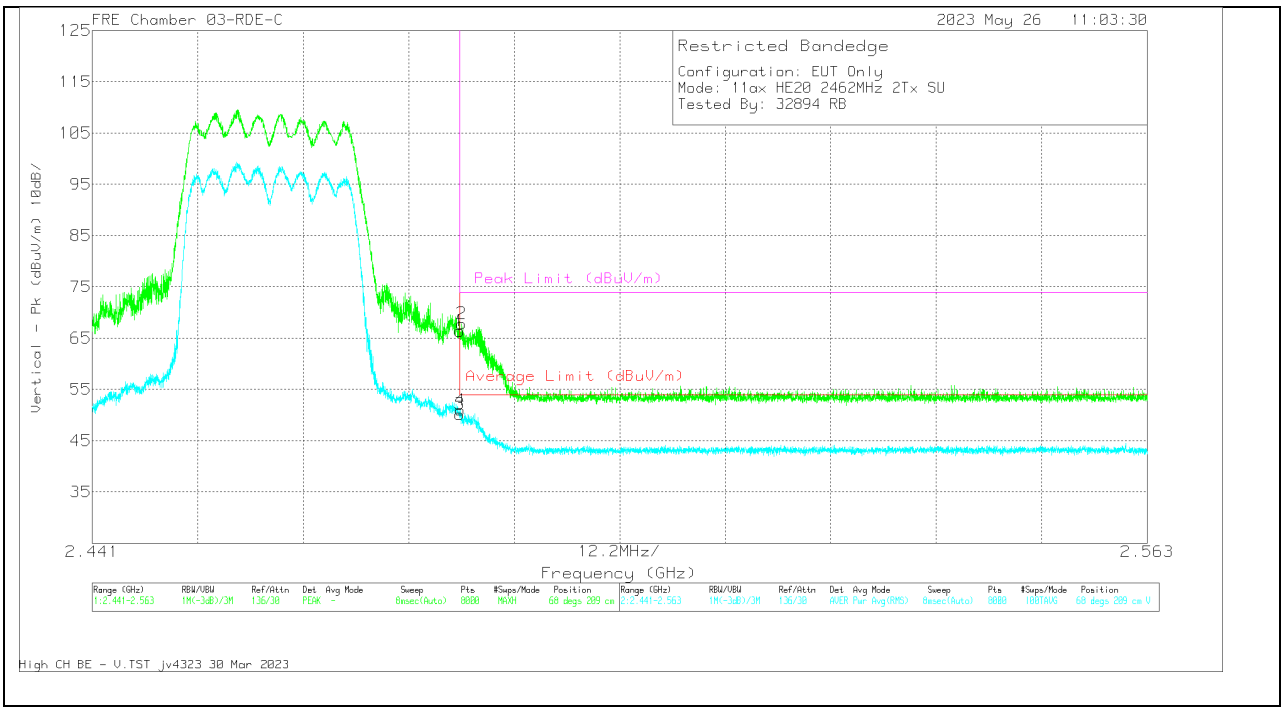

Marker	Frequency (GHz)	Meter Reading (dBuV)	Det	22667 2 ACF (dB) 3mH	DCCF (dB)	Gain/Loss (dB)	Corrected Reading (dBuV/m)	Average Limit (dBuV/m)	Margin (dB)	Peak Limit (dBuV/m)	PK Margin (dB)	Azimuth (Degs)	Height (cm)	Polarity
1	* 2.4835	73.8	Pk	32.2	0	-39.6	66.4	-	-	74	-7.6	68	209	V
2	* 2.48369	75.21	Pk	32.2	0	-39.6	67.81	-	-	74	-6.19	68	209	V
3	* 2.4835	57.02	RMS	32.2	.54	-39.6	50.16	54	-3.84	-	-	68	209	V
4	* 2.483584	57.82	RMS	32.2	.54	-39.6	50.96	54	-3.04	-	-	68	209	V

* - indicates frequency in CFR47 Pt 15 / IC RSS-Restricted Band
Pk - Peak detector
RMS - RMS detection

UL VERIFICATION SERVICES INC.
47173 Benicia Street, Fremont, CA 94538; USA TEL:(510) 319-4000 FAX:(510) 661-0888
This report shall not be reproduced except in full, without the written approval of UL Verification Services Inc.

BANDEDGE (HIGH CHANNEL, CH 12)

HORIZONTAL RESULT

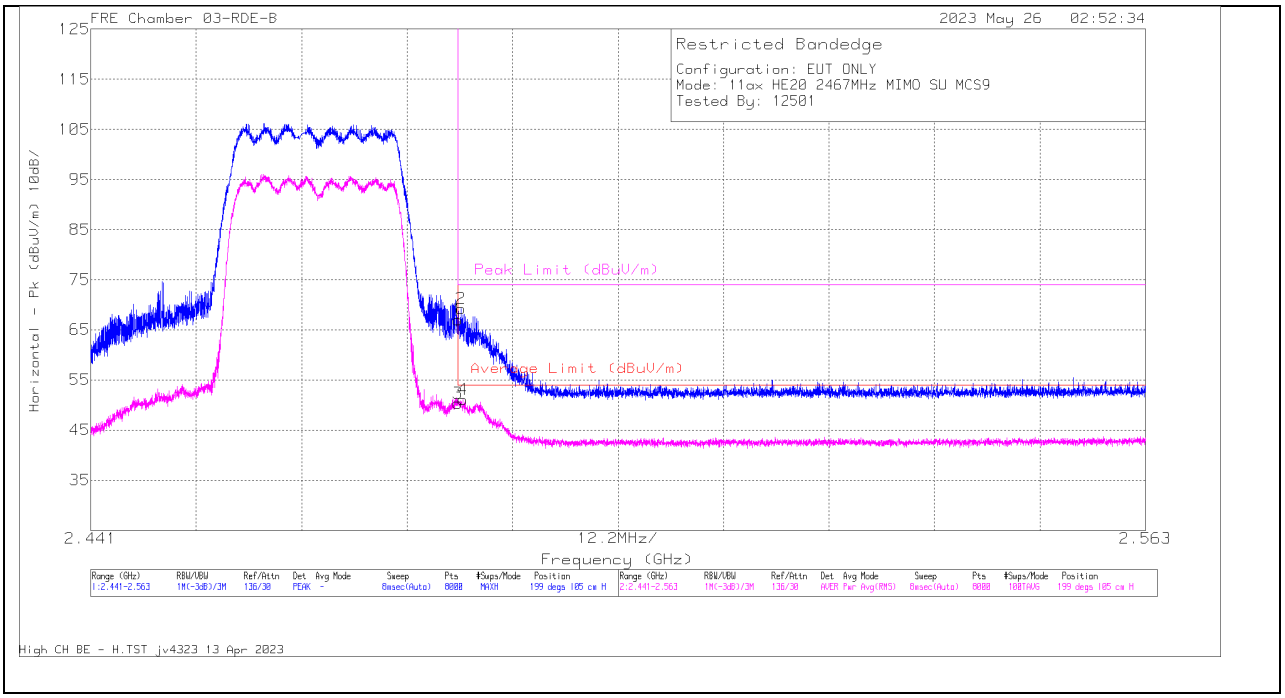

Marker	Frequency (GHz)	Meter Reading (dBuV)	Det	230300 ACF (dB/m)	DCCF (dB)	Gain/Loss (dB)	Corrected Reading (dBuV/m)	Average Limit (dBuV/m)	Margin (dB)	Peak Limit (dBuV/m)	PK Margin (dB)	Azimuth (Degs)	Height (cm)	Polarity
1	* 2.4835	75.92	Pk	32.2	0	-41.15	66.97	-	-	74	-7.03	199	105	H
2	* 2.483843	78.1	Pk	32.2	0	-41.12	69.18	-	-	74	-4.82	199	105	H
3	* 2.4835	58.69	RMS	32.2	.54	-41.15	50.28	54	-3.79	-	-	199	105	H
4	* 2.484041	59.44	RMS	32.2	.54	-41.1	51.08	54	-2.92	-	-	199	105	H

* - indicates frequency in CFR47 Pt 15 / IC RSS-Restricted Band
Pk - Peak detector
RMS - RMS detection

UL VERIFICATION SERVICES INC.
47173 Benicia Street, Fremont, CA 94538; USA TEL:(510) 319-4000 FAX:(510) 661-0888
This report shall not be reproduced except in full, without the written approval of UL Verification Services Inc.

VERTICAL RESULT

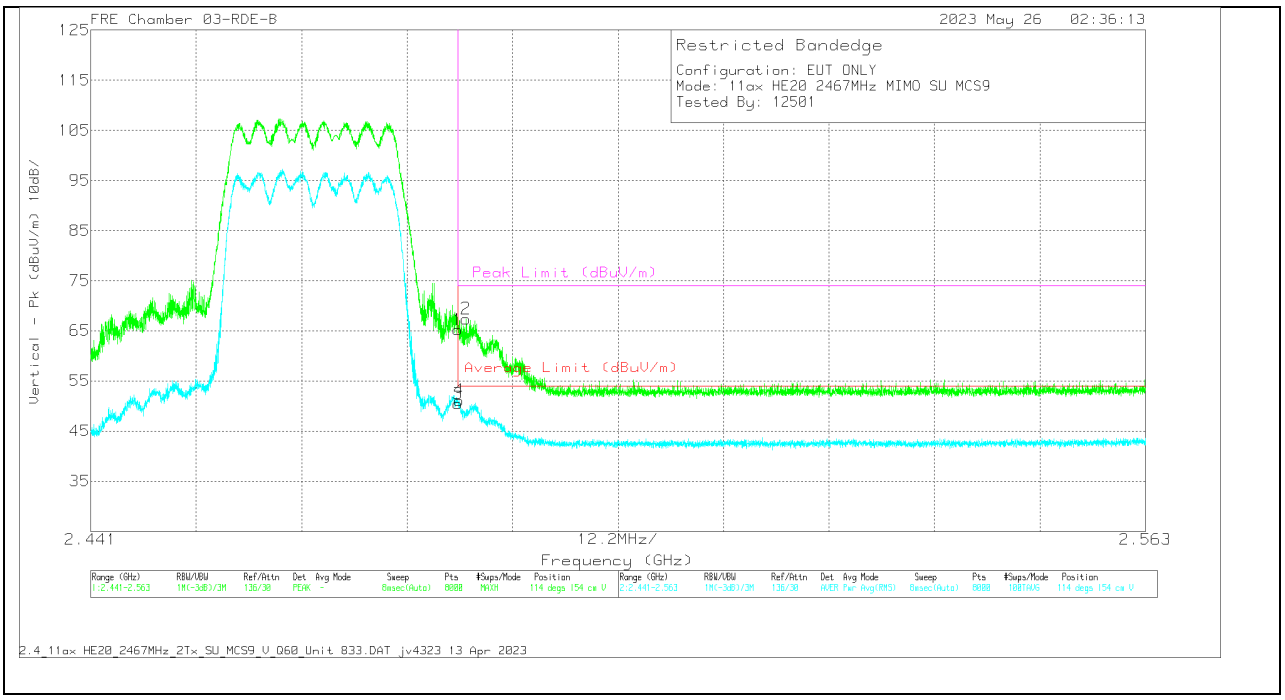

Marker	Frequency (GHz)	Meter Reading (dBuV)	Det	230300 ACF (dB/m)	DCCF (dB)	Gain/Loss (dB)	Corrected Reading (dBuV/m)	Average Limit (dBuV/m)	Margin (dB)	Peak Limit (dBuV/m)	PK Margin (dB)	Azimuth (Degs)	Height (cm)	Polarity
1	* 2.4835	74.14	Pk	32.2	0	-41.15	65.19	-	-	74	-8.81	114	154	V
2	* 2.484422	76.36	Pk	32.2	0	-41.14	67.42	-	-	74	-6.58	114	154	V
3	* 2.4835	58.83	RMS	32.2	.54	-41.15	50.42	54	-3.58	-	-	114	154	V
4	* 2.483629	59.55	RMS	32.2	.54	-41.14	51.15	54	-2.85	-	-	114	154	V

* - indicates frequency in CFR47 Pt 15 / IC RSS-Restricted Band
Pk - Peak detector
RMS - RMS detection

UL VERIFICATION SERVICES INC.
47173 Benicia Street, Fremont, CA 94538; USA TEL:(510) 319-4000 FAX:(510) 661-0888
This report shall not be reproduced except in full, without the written approval of UL Verification Services Inc.

BANDEDGE (HIGH CHANNEL, CH 13)

HORIZONTAL RESULT

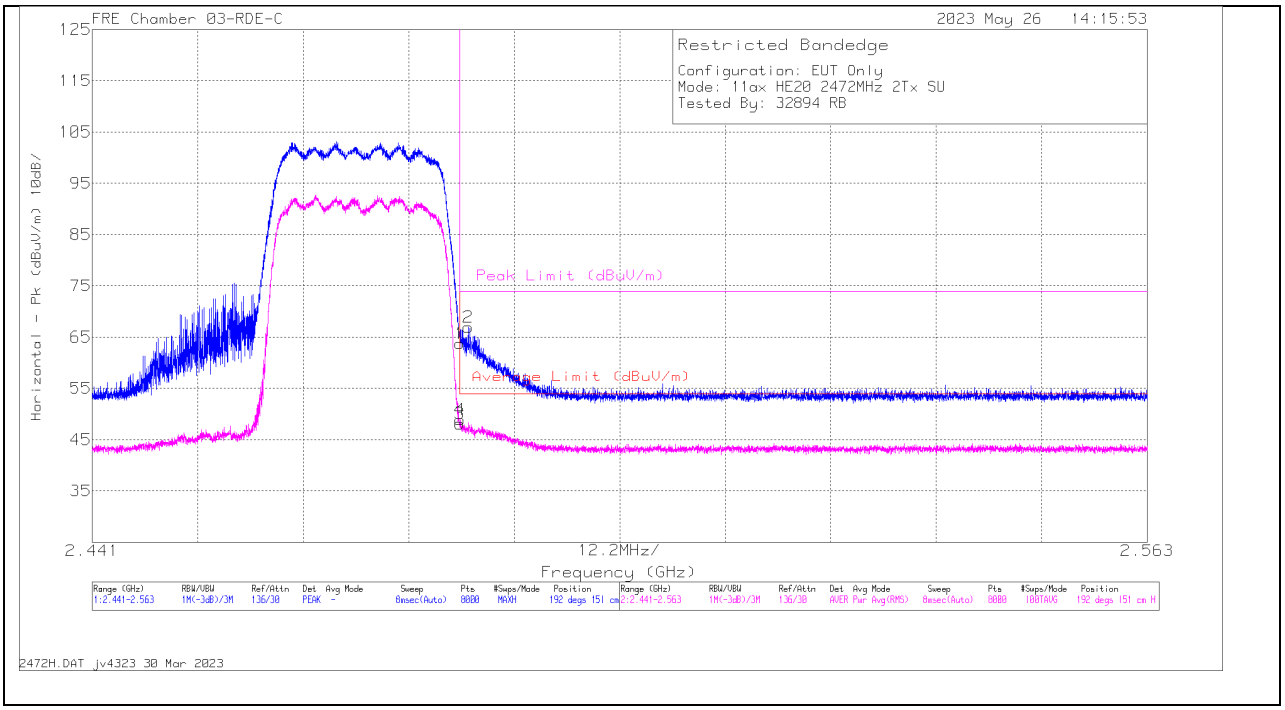

Marker	Frequency (GHz)	Meter Reading (dBuV)	Det	22667 2 ACF (dB) 3mH	DCCF (dB)	Gain/Loss (dB)	Corrected Reading (dBuV/m)	Average Limit (dBuV/m)	Margin (dB)	Peak Limit (dBuV/m)	PK Margin (dB)	Azimuth (Degs)	Height (cm)	Polarity
1	* 2.4835	71.14	Pk	32.2	0	-39.6	63.74	-	-	74	-10.26	192	151	H
2	* 2.484483	74.36	Pk	32.2	0	-39.65	66.91	-	-	74	-7.09	192	151	H
3	* 2.4835	54.98	RMS	32.2	.54	-39.6	48.12	54	-5.88	-	-	192	151	H
4	* 2.483538	55.73	RMS	32.2	.54	-39.6	48.87	54	-5.13	-	-	192	151	H

* - indicates frequency in CFR47 Pt 15 / IC RSS-Restricted Band
Pk - Peak detector
RMS - RMS detection

UL VERIFICATION SERVICES INC.
47173 Benicia Street, Fremont, CA 94538; USA TEL:(510) 319-4000 FAX:(510) 661-0888
This report shall not be reproduced except in full, without the written approval of UL Verification Services Inc.

VERTICAL RESULT

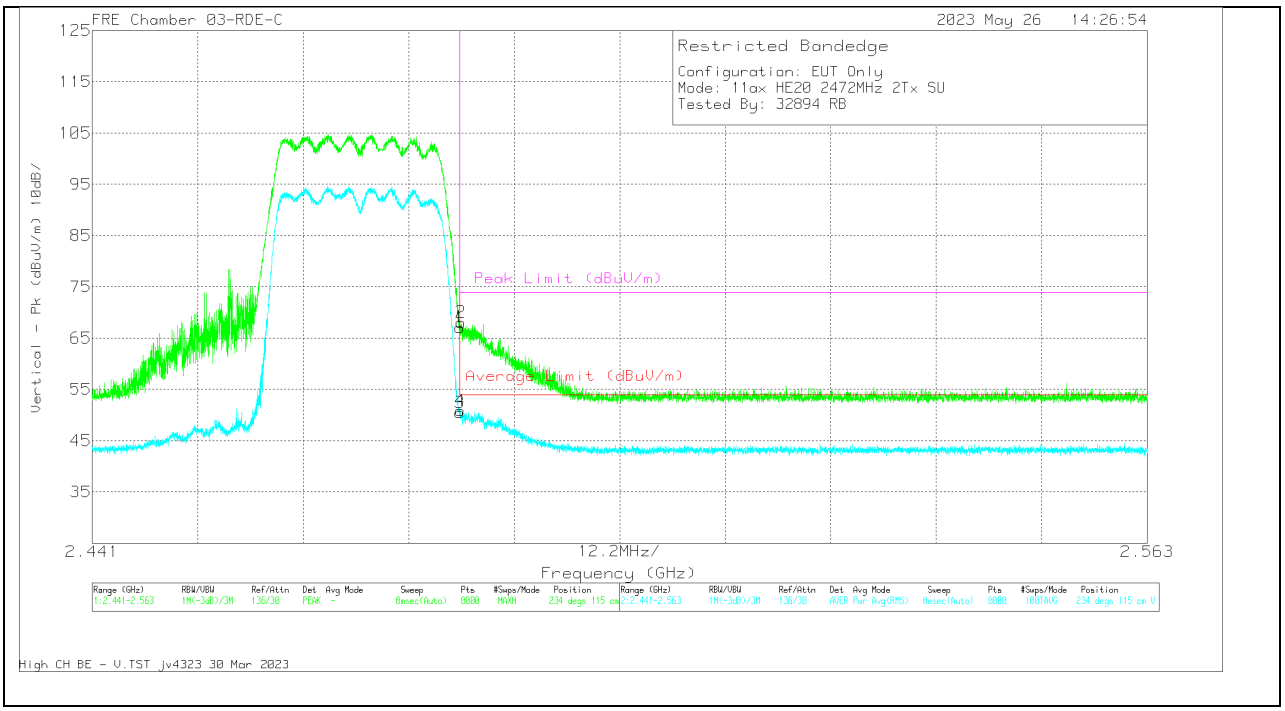

Marker	Frequency (GHz)	Meter Reading (dBuV)	Det	22667 2 ACF (dB) 3mH	DCCF (dB)	Gain/Loss (dB)	Corrected Reading (dBuV/m)	Average Limit (dBuV/m)	Margin (dB)	Peak Limit (dBuV/m)	PK Margin (dB)	Azimuth (Degs)	Height (cm)	Polarity
1	* 2.4835	74.53	Pk	32.2	0	-39.6	67.13	-	-	74	-6.87	234	115	V
2	* 2.483645	75.46	Pk	32.2	0	-39.6	68.06	-	-	74	-5.94	234	115	V
3	* 2.4835	57.33	RMS	32.2	.54	-39.6	50.47	54	-3.53	-	-	234	115	V
4	* 2.483553	57.71	RMS	32.2	.54	-39.6	50.85	54	-3.15	-	-	234	115	V

* - indicates frequency in CFR47 Pt 15 / IC RSS-Restricted Band
Pk - Peak detector
RMS - RMS detection

UL VERIFICATION SERVICES INC.
47173 Benicia Street, Fremont, CA 94538; USA TEL:(510) 319-4000 FAX:(510) 661-0888
This report shall not be reproduced except in full, without the written approval of UL Verification Services Inc.

10.1.11. 802.11ax SU 2TX HARMONICS AND SPURIOUS EMISSIONS

LOW CHANNEL, CH 1 RESULTS

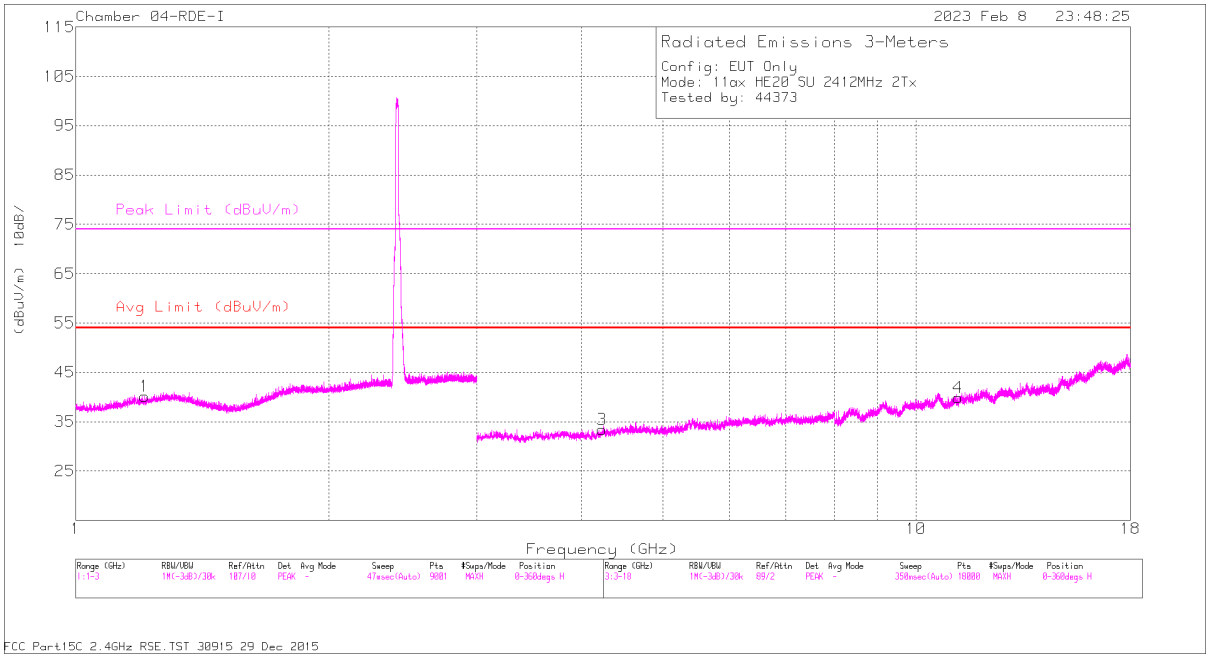

HORIZONTAL

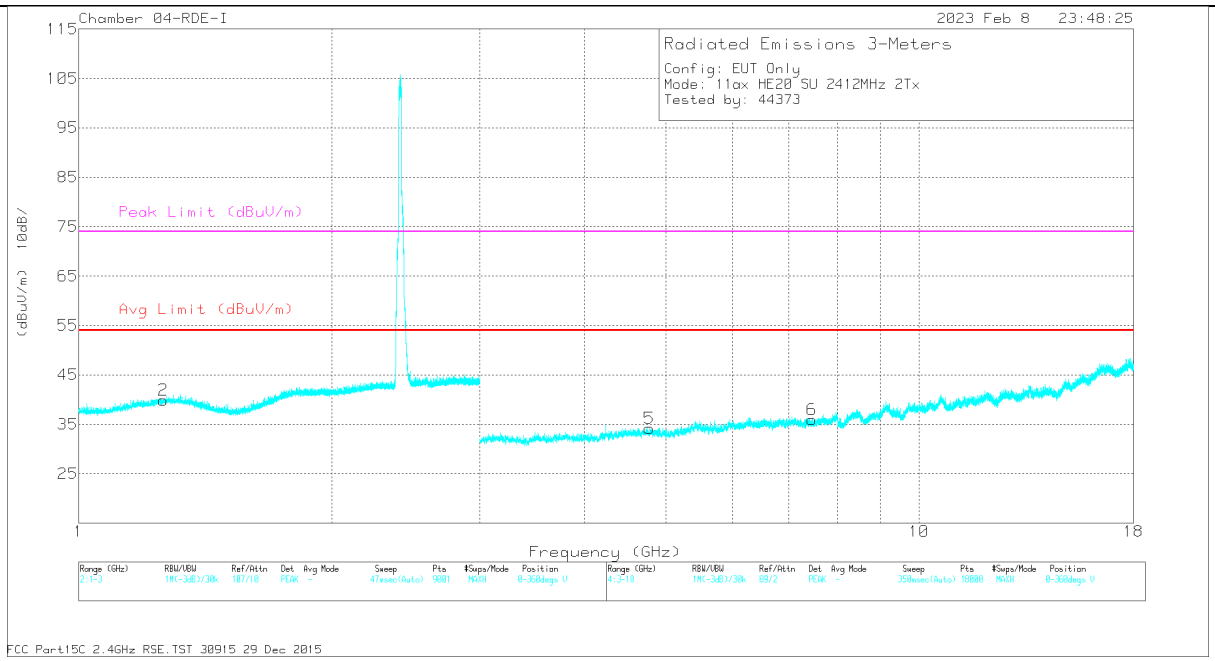

VERTICAL

UL VERIFICATION SERVICES INC.
47173 Benicia Street, Fremont, CA 94538; USA TEL:(510) 319-4000 FAX:(510) 661-0888

This report shall not be reproduced except in full, without the written approval of UL Verification Services Inc.

RADIATED EMISSIONS

Marker	Frequency (GHz)	Meter Reading (dBuV)	Det	84797 ACF (dB) - 3mH	Amp/Cbl/ Fltr (dB)	Corrected Reading (dBuV/m)	Avg Limit (dBuV/m)	Margin (dB)	Peak Limit (dBuV/m)	PK Margin (dB)	Azimuth (Degs)	Height (cm)	Polarity
1	* 1.207308	42.78	PK2	28.2	-21.3	49.68	-	-	74	-24.32	360	101	H
	* 1.20892	31.2	MAv1	28.2	-21.3	38.1	54	-15.9	-	-	360	101	H
2	* 1.260216	43.29	PK2	28.6	-21.2	50.69	-	-	74	-23.31	360	200	V
	* 1.259964	31.23	MAv1	28.6	-21.2	38.63	54	-15.37	-	-	360	200	V
3	* 4.229248	38.11	PK2	33.5	-28.6	43.01	-	-	74	-30.99	360	101	H
	* 4.228856	26.53	MAv1	33.5	-28.6	31.43	54	-22.57	-	-	360	101	H
5	* 4.777493	37.59	PK2	34.2	-27.5	44.29	-	-	74	-29.71	360	200	V
	* 4.775173	25.56	MAv1	34.2	-27.5	32.26	54	-21.74	-	-	360	200	V
6	* 7.451359	34.86	PK2	35.6	-25	45.46	-	-	74	-28.54	360	101	V
	* 7.452025	23.48	MAv1	35.6	-24.9	34.18	54	-19.82	-	-	360	101	V
4	* 11.216151	33.46	PK2	37.7	-21.4	49.76	-	-	74	-24.24	360	200	H
	* 11.21404	21.8	MAv1	37.7	-21.4	38.1	54	-15.9	-	-	360	200	H

* - indicates frequency in CFR47 Pt 15 / IC RSS-Restricted Band
PK2 - KDB558074 Method: Maximum Peak
MAv1 - KDB558074 Option 1 Maximum RMS Average

UL VERIFICATION SERVICES INC.
47173 Benicia Street, Fremont, CA 94538; USA TEL:(510) 319-4000 FAX:(510) 661-0888
This report shall not be reproduced except in full, without the written approval of UL Verification Services Inc.

MID CHANNEL, CH 6 RESULTS

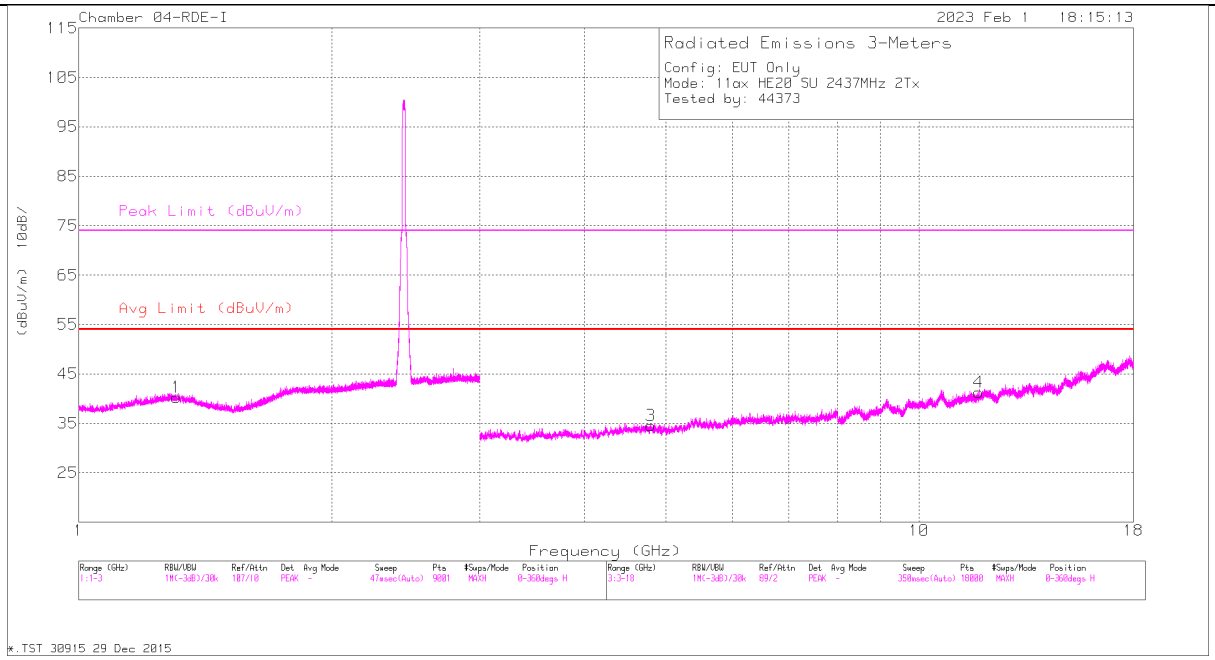

HORIZONTAL

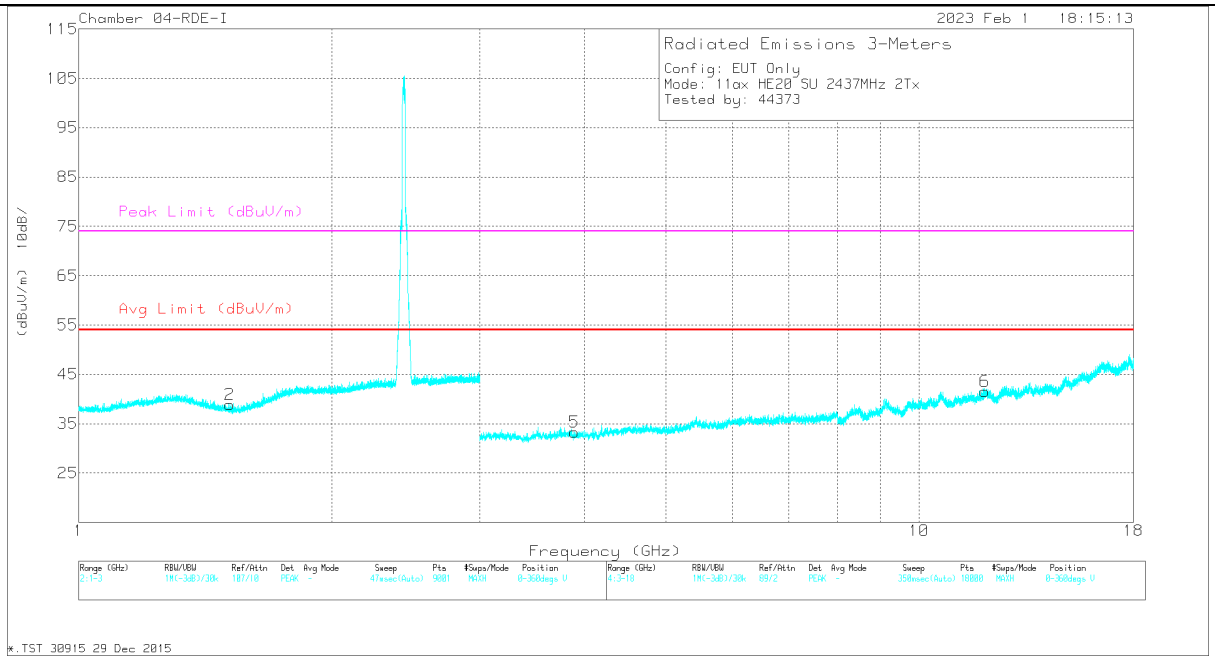

VERTICAL

UL VERIFICATION SERVICES INC.
47173 Benicia Street, Fremont, CA 94538; USA TEL:(510) 319-4000 FAX:(510) 661-0888

This report shall not be reproduced except in full, without the written approval of UL Verification Services Inc.

RADIATED EMISSIONS

Marker	Frequency (GHz)	Meter Reading (dBuV)	Det	84797 ACF (dB) - 3mH	Amp/Cbl/ Fltr (dB)	Corrected Reading (dBuV/m)	Avg Limit (dBuV/m)	Margin (dB)	Peak Limit (dBuV/m)	PK Margin (dB)	Azimuth (Degs)	Height (cm)	Polarity
1	* 1.306399	43.89	PK2	28.6	-21.2	51.29	-	-	74	-22.71	251	189	H
	* 1.308198	31.5	MAv1	28.6	-21.2	38.90	54	-15.10	-	-	251	189	H
2	* 1.511541	43	PK2	27.6	-22.4	48.2	-	-	74	-25.8	234	207	V
	* 1.513103	31.65	MAv1	27.6	-22.3	36.95	54	-17.05	-	-	234	207	V
3	* 4.79502	37.99	PK2	34.1	-27.6	44.49	-	-	74	-29.51	243	187	H
	* 4.797108	26.48	MAv1	34.1	-27.5	33.08	54	-20.92	-	-	243	187	H
5	* 3.889009	39.28	PK2	33.2	-29.5	42.98	-	-	74	-31.02	343	185	V
	* 3.892427	27.83	MAv1	33.2	-29.6	31.43	54	-22.57	-	-	343	185	V
6	* 11.969792	34.88	PK2	38.6	-22.4	51.08	-	-	74	-22.92	299	223	V
	* 11.971	23.62	MAv1	38.6	-22.4	39.82	54	-14.18	-	-	299	223	V
4	* 11.775161	34.44	PK2	38.4	-22.2	50.64	-	-	74	-23.36	21	185	H
	* 11.775313	22.99	MAv1	38.4	-22.2	39.19	54	-14.87	-	-	21	185	H

* - indicates frequency in CFR47 Pt 15 / IC RSS-Restricted Band
PK2 - KDB558074 Method: Maximum Peak
MAv1 - KDB558074 Option 1 Maximum RMS Average

UL VERIFICATION SERVICES INC.
47173 Benicia Street, Fremont, CA 94538; USA TEL:(510) 319-4000 FAX:(510) 661-0888
This report shall not be reproduced except in full, without the written approval of UL Verification Services Inc.

HIGH CHANNEL, CH 13 RESULTS

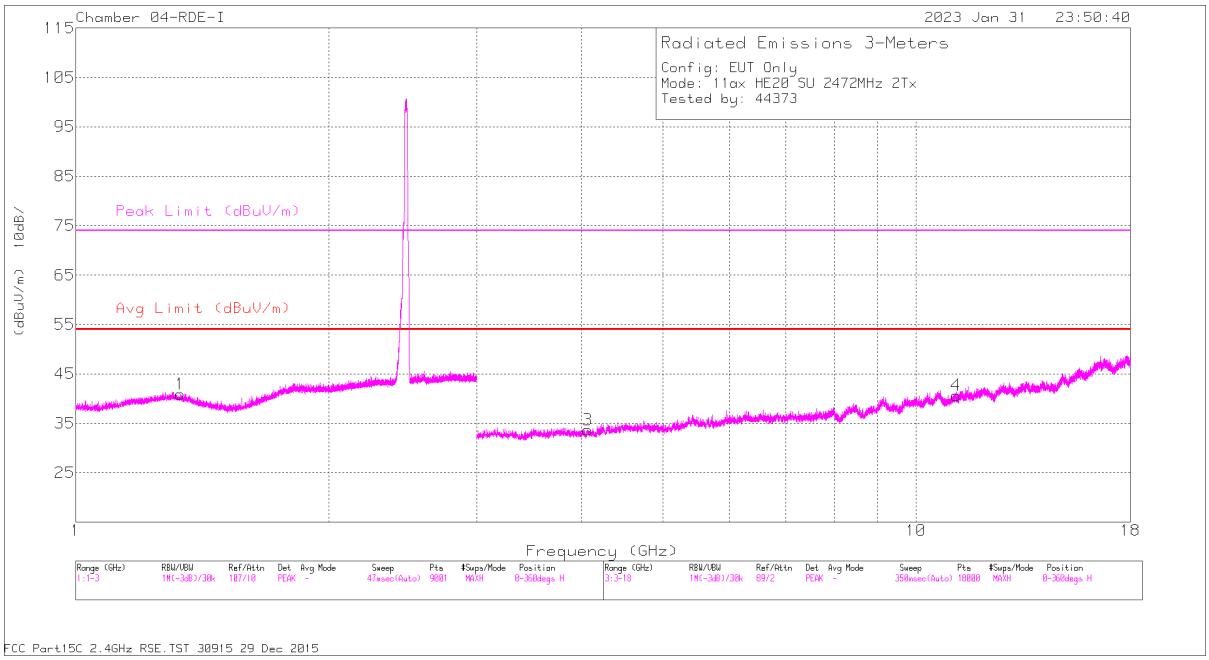

HORIZONTAL

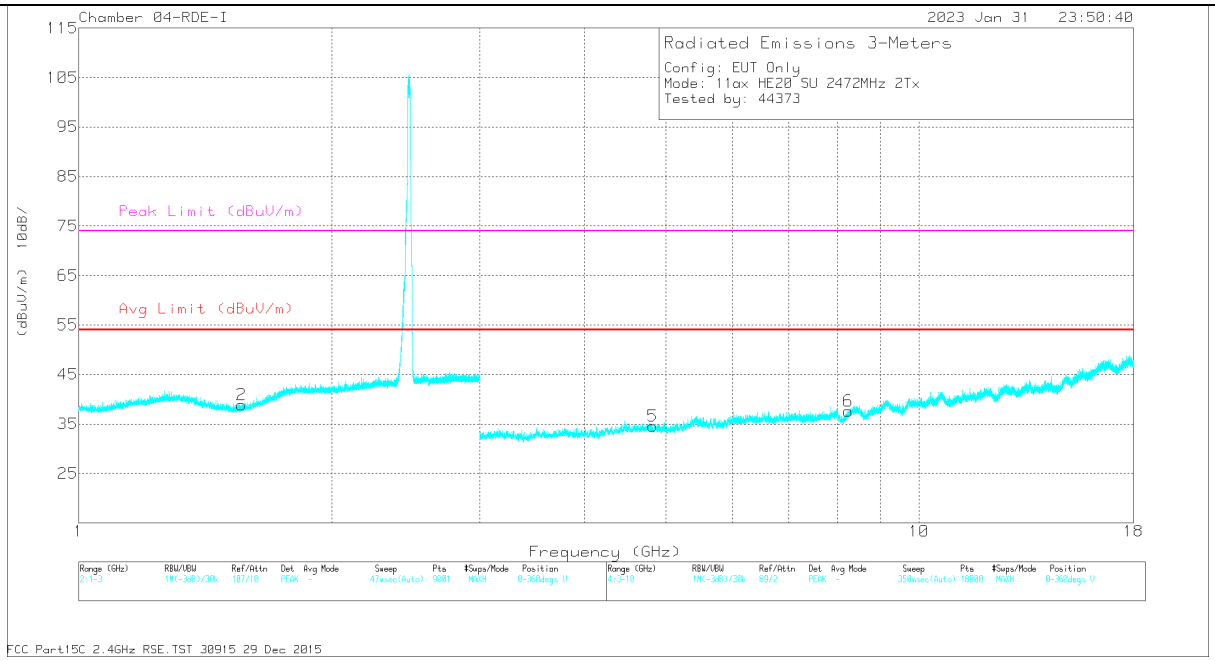

VERTICAL

UL VERIFICATION SERVICES INC.
47173 Benicia Street, Fremont, CA 94538; USA TEL:(510) 319-4000 FAX:(510) 661-0888

This report shall not be reproduced except in full, without the written approval of UL Verification Services Inc.

RADIATED EMISSIONS

Marker	Frequency (GHz)	Meter Reading (dBuV)	Det	84797 ACF (dB) - 3mH	Amp/Cbl/ Fltr (dB)	Corrected Reading (dBuV/m)	Avg Limit (dBuV/m)	Margin (dB)	Peak Limit (dBuV/m)	PK Margin (dB)	Azimuth (Degs)	Height (cm)	Polarity
1	* 1.332912	43.34	PK2	28.6	-21.3	50.64	-	-	74	-23.36	344	183	H
	* 1.330995	31.46	MAv1	28.6	-21.3	38.76	54	-15.24	-	-	344	183	H
2	* 1.561623	43.44	PK2	27.6	-22.1	48.94	-	-	74	-25.06	154	176	V
	* 1.564302	31.65	MAv1	27.6	-22.2	37.05	54	-16.95	-	-	154	176	V
3	* 4.066455	39.67	PK2	33.4	-28.8	44.27	-	-	74	-29.73	281	207	H
	* 4.066223	27.77	MAv1	33.4	-28.8	32.37	54	-21.63	-	-	281	207	H
5	* 4.819588	38.88	PK2	34.1	-27.6	45.38	-	-	74	-28.62	254	242	V
	* 4.819711	26.56	MAv1	34.1	-27.6	33.06	54	-20.94	-	-	254	242	V
6	* 8.236798	35.74	PK2	35.9	-24.2	47.44	-	-	74	-26.56	5	177	V
	* 8.237015	23.62	MAv1	35.9	-24.2	35.32	54	-18.68	-	-	5	177	V
4	* 11.171921	35.21	PK2	37.7	-21.9	51.01	-	-	74	-22.99	37	121	H
	* 11.170745	23.23	MAv1	37.7	-22	38.93	54	-15.07	-	-	37	121	H

* - indicates frequency in CFR47 Pt 15 / IC RSS-Restricted Band
PK2 - KDB558074 Method: Maximum Peak
MAv1 - KDB558074 Option 1 Maximum RMS Average

UL VERIFICATION SERVICES INC.
47173 Benicia Street, Fremont, CA 94538; USA TEL:(510) 319-4000 FAX:(510) 661-0888
This report shall not be reproduced except in full, without the written approval of UL Verification Services Inc.

10.2. WORST CASE BELOW 1 GHz

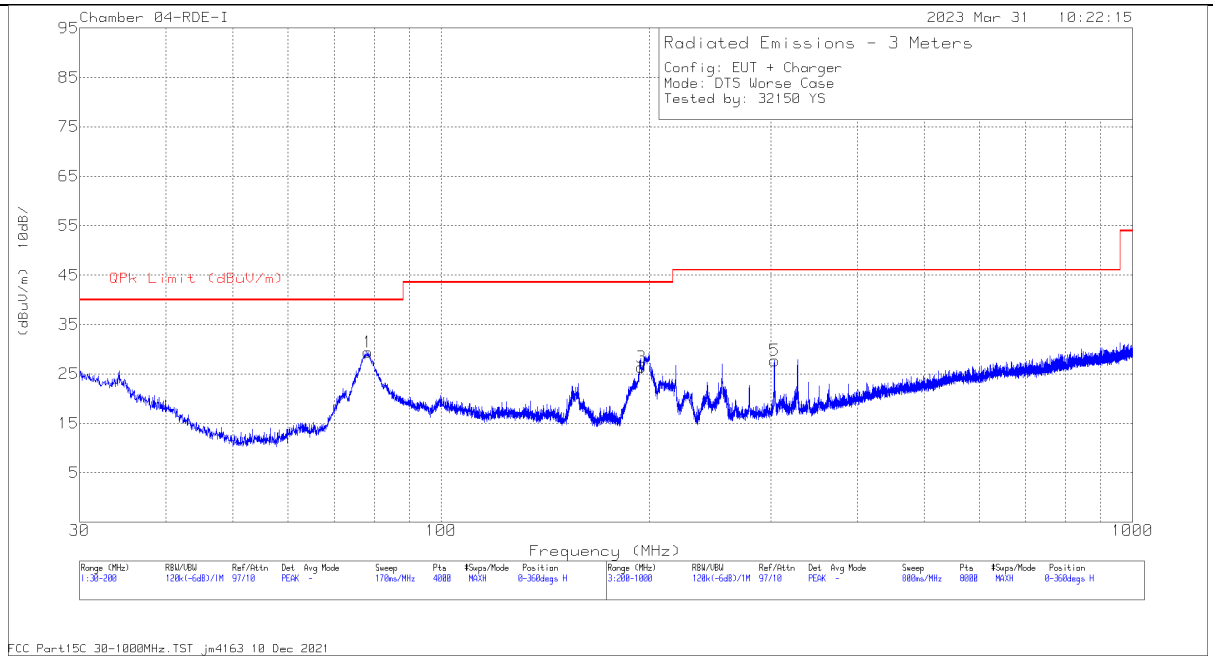

HORIZONTAL

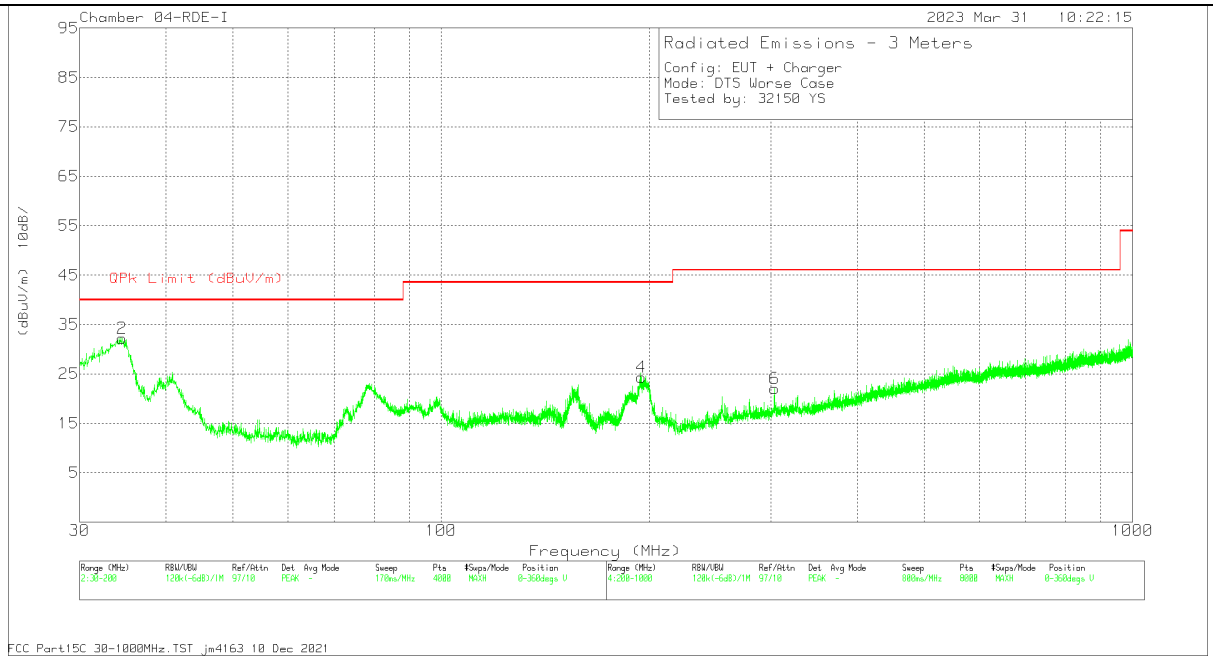

VERTICAL

UL VERIFICATION SERVICES INC.
47173 Benicia Street, Fremont, CA 94538; USA TEL:(510) 319-4000 FAX:(510) 661-0888

This report shall not be reproduced except in full, without the written approval of UL Verification Services Inc.

Below 1GHz DATA

Marker	Frequency (MHz)	Meter Reading (dBuV)	Det	80714 ACF (dB) - 10mH	Amp/Cbl (dB)	Corrected Reading (dBuV/m)	QPk Limit (dBuV/m)	Margin (dB)	Azimuth (Degs)	Height (cm)	Polarity
1	78.42	45.93	Pk	14.3	-30.8	29.43	40	-10.57	0-360	299	H
3	194.9	38.32	Pk	18	-30	26.32	43.52	-17.2	0-360	101	H
2	34.5912	39.03	Pk	24.4	-31.2	32.23	40	-7.77	0-360	101	V
4	194.73	36.36	Pk	18	-30	24.36	43.52	-19.16	0-360	101	V
5	303.413	38.1	Pk	19.2	-29.6	27.7	46.02	-18.32	0-360	101	H
6	303.513	32.5	Pk	19.2	-29.6	22.1	46.02	-23.92	0-360	101	V

Radiated Emissions

Frequency (MHz)	Meter Reading (dBuV)	Det	80714 ACF (dB) - 10mH	Amp/Cbl (dB)	Corrected Reading (dBuV/m)	QPk Limit (dBuV/m)	Margin (dB)	Azimuth (Degs)	Height (cm)	Polarity
78.2972	38.55	Qp	14.3	-30.8	22.05	40	-17.95	14	251	H
194.676	37.94	Qp	18	-30	25.94	43.52	-17.58	14	251	H
34.5917	35.48	Qp	24.4	-31.2	28.68	40	-11.32	206	108	V
194.691	33.7	Qp	18	-30	21.7	43.52	-21.82	204	163	V
303.929	30.97	Qp	19.2	-29.6	20.57	46.02	-25.45	318	101	H
303.921	25.37	Qp	19.2	-29.6	14.97	46.02	-31.05	98	149	V

Pk - Peak detector
Qp - Quasi-Peak detector

UL VERIFICATION SERVICES INC.
47173 Benicia Street, Fremont, CA 94538; USA TEL:(510) 319-4000 FAX:(510) 661-0888
This report shall not be reproduced except in full, without the written approval of UL Verification Services Inc.

10.3. WORST CASE 18-26 GHz

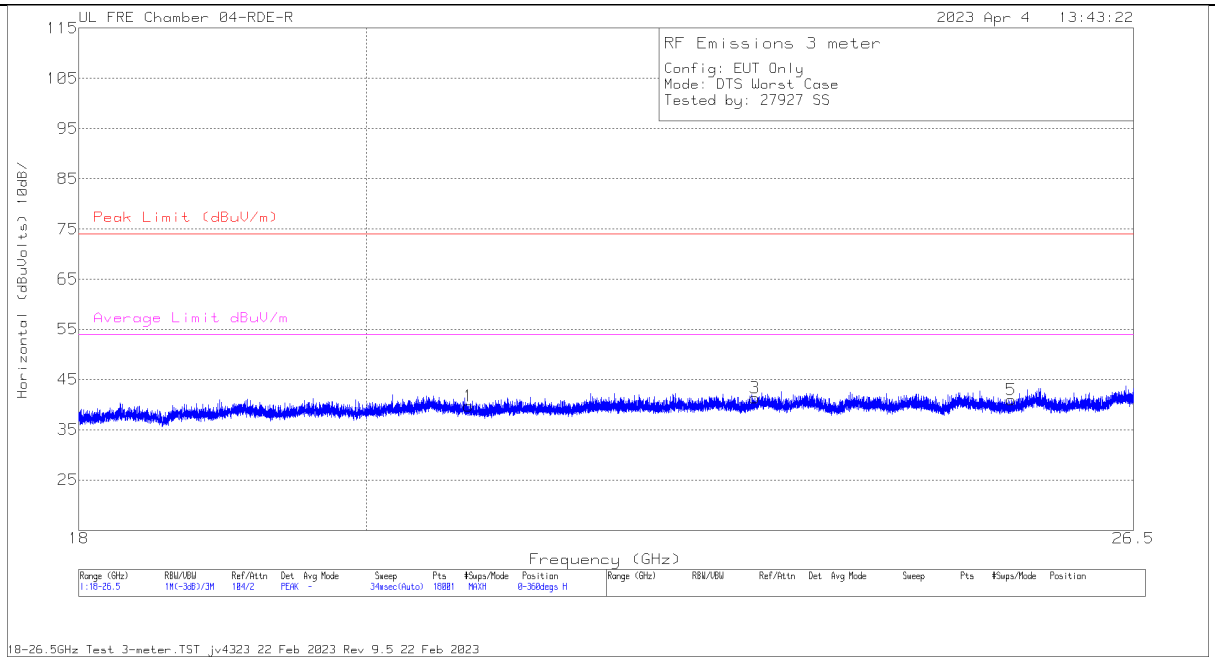

HORIZONTAL

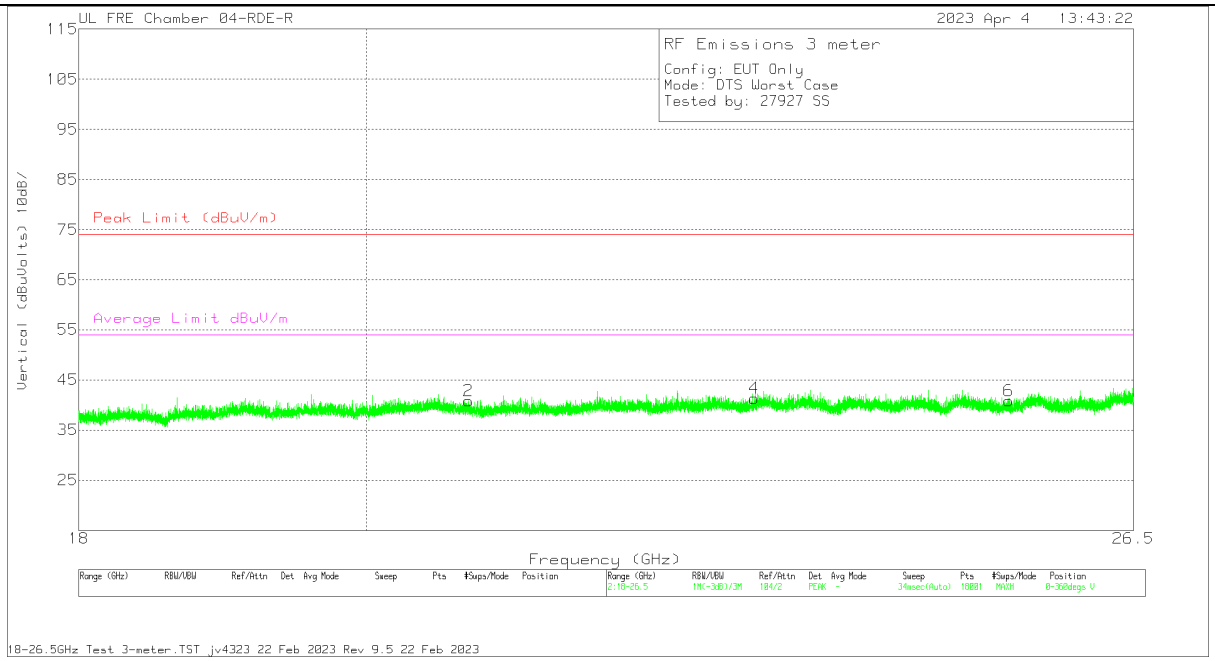

VERTICAL

UL VERIFICATION SERVICES INC.
47173 Benicia Street, Fremont, CA 94538; USA TEL:(510) 319-4000 FAX:(510) 661-0888

This report shall not be reproduced except in full, without the written approval of UL Verification Services Inc.

18 – 26GHz DATA

Marker	Frequency (GHz)	Meter Reading (dBuV)	Det	172353 ACF (dB) - 3mH	171583 Amp Assembly (dB)	Cables (dB)	Corrected Reading (dBuVolts)	Peak Limit (dBuV/m)	PK Margin (dB)	Average Limit dBuV/m	Margin (dB)	Azimuth (Degs)	Height (cm)	Polarity
1	20.76486	54.15	Pk	33.4	-64	16.2	39.75	74	-34.25	54	-14.25	0-360	99	H
2	20.766276	55.29	Pk	33.4	-64	16.2	40.89	74	-33.11	54	-13.11	0-360	99	V
4	23.060803	55.76	Pk	34	-65.4	17	41.36	74	-32.64	54	-12.64	0-360	99	V
3	23.063637	55.77	Pk	34	-65.4	17	41.37	74	-32.63	54	-12.63	0-360	99	H
6	25.313774	52.43	Pk	34.6	-64.1	17.9	40.83	74	-33.17	54	-13.17	0-360	99	V
5	25.338802	52.44	Pk	34.6	-64	17.9	40.94	74	-33.06	54	-13.06	0-360	99	H

Pk - Peak detector

UL VERIFICATION SERVICES INC.
47173 Benicia Street, Fremont, CA 94538; USA TEL:(510) 319-4000 FAX:(510) 661-0888
This report shall not be reproduced except in full, without the written approval of UL Verification Services Inc.

11. AC POWER LINE CONDUCTED EMISSIONS

LIMITS

FCC §15.207 (a)

RSS-Gen 8.8

Frequency of Emission (MHz)	Conducted Limit (dBµV)	
	Quasi-peak	Average
0.15-0.5	66 to 56 *	56 to 46 *
0.5-5	56	46
5-30	60	50

*Decreases with the logarithm of the frequency.

TEST PROCEDURE

The EUT is placed on a non-conducting table 40 cm from the vertical ground plane and 80 cm above the horizontal ground plane. The EUT is configured in accordance with ANSI C63.10.

The receiver is set to a resolution bandwidth of 9 kHz. Peak detection is used unless otherwise noted as quasi-peak or average.

Line conducted data is recorded for both NEUTRAL and HOT lines.

RESULTS

UL VERIFICATION SERVICES INC.
47173 Benicia Street, Fremont, CA 94538; USA TEL:(510) 319-4000 FAX:(510) 661-0888

This report shall not be reproduced except in full, without the written approval of UL Verification Services Inc.

11.1. AC POWER LINE WITH AC/DC ADAPTER

LINE 1 RESULTS

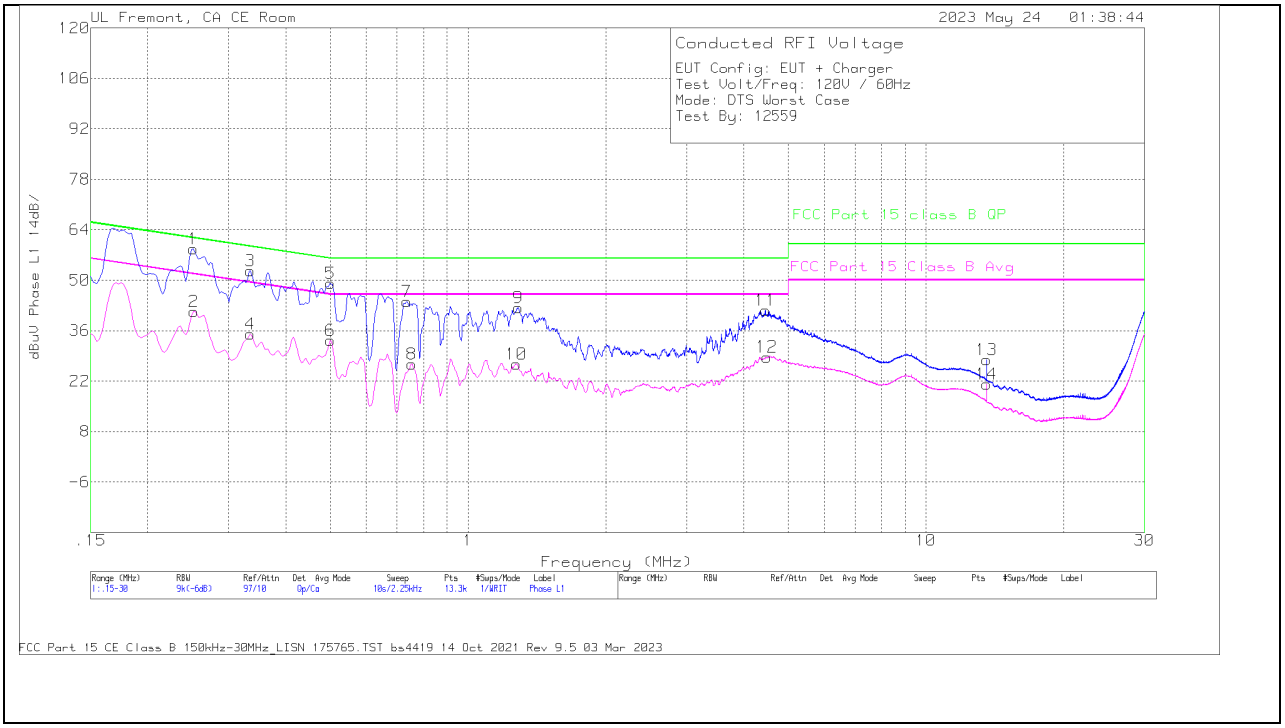

Range 1: Phase L1 .15 - 30MHz												
Marker	Frequency (MHz)	Meter Reading (dBuV)	Det	C1&C3 cable path loss (dB)	PRE0186447 LISN L1 (dB)	207996 Limiter with short cable (dB)	10 dB Pad	Corrected Reading dBuV	FCC Part 15 Class B Avg dBuV	Margin (dB)	FCC Part 15 class B QP dBuV	Margin (dB)
2	.2524	22.02	Ca	0	0	9.3	10	41.32	51.68	-10.36	-	-
4	.3345	15.68	Ca	0	0	9.3	10	34.98	49.34	-14.36	-	-
6	.501	13.96	Ca	.1	0	9.3	10	33.36	46	-12.64	-	-
8	.753	7.36	Ca	.1	0	9.3	10	26.76	46	-19.24	-	-
10	1.275	7.38	Ca	.1	0	9.3	10	26.78	46	-19.22	-	-
12	4.4903	9.3	Ca	.1	0	9.3	10	28.7	46	-17.3	-	-
14	13.56	1.51	Ca	.2	.1	9.3	10	21.11	50	-28.89	-	-
1	.2513	39.36	Qp	0	0	9.3	10	58.66	-	-	61.72	-3.06
3	.3345	33.28	Qp	0	0	9.3	10	52.58	-	-	59.34	-6.76
5	.501	29.79	Qp	.1	0	9.3	10	49.19	-	-	56	-6.81
7	.735	24.74	Qp	.1	0	9.3	10	44.14	-	-	56	-11.86
9	1.2863	22.89	Qp	.1	0	9.3	10	42.29	-	-	56	-13.71
11	4.461	22.28	Qp	.1	0	9.3	10	41.68	-	-	56	-14.32
13	13.56	8.33	Qp	.2	.1	9.3	10	27.93	-	-	60	-32.07

Qp - Quasi-Peak detector
Ca - CISPR average detection

UL VERIFICATION SERVICES INC.
47173 Benicia Street, Fremont, CA 94538; USA TEL:(510) 319-4000 FAX:(510) 661-0888
This report shall not be reproduced except in full, without the written approval of UL Verification Services Inc.

LINE 2 RESULTS

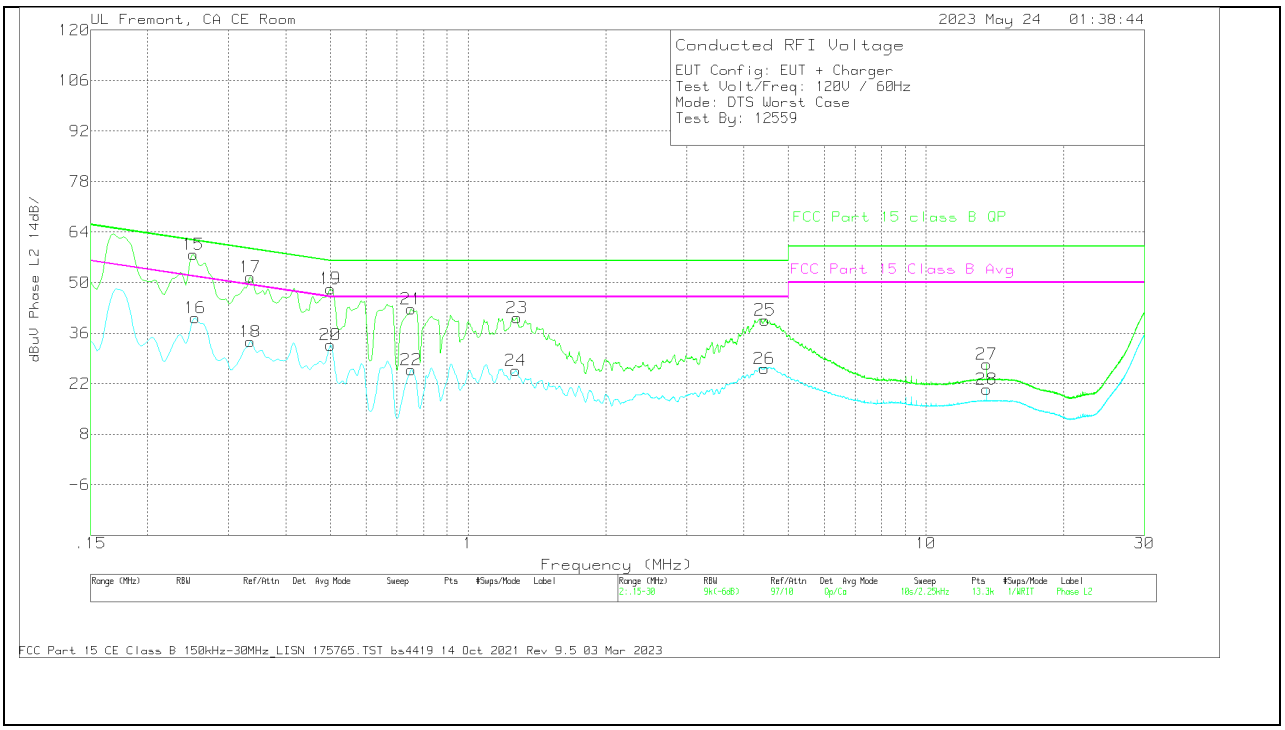

Range 2: Phase L2 .15 - 30MHz												
Marker	Frequency (MHz)	Meter Reading (dBuV)	Det	C2&C3 cable path loss (dB)	PRE0186447 LISN L2 (dB)	207996 Limiter with short cable (dB)	10 dB Pad	Corrected Reading dBuV	FCC Part 15 Class B Avg dBuV	Margin (dB)	FCC Part 15 class B QP dBuV	Margin (dB)
16	.2535	20.89	Ca	0	0	9.3	10	40.19	51.64	-11.45	-	-
18	.3345	14.35	Ca	0	0	9.3	10	33.65	49.34	-15.69	-	-
20	.501	13.31	Ca	.1	0	9.3	10	32.71	46	-13.29	-	-
22	.7508	6.46	Ca	.1	0	9.3	10	25.86	46	-20.14	-	-
24	1.2705	6.2	Ca	.1	0	9.3	10	25.6	46	-20.4	-	-
26	4.443	6.81	Ca	.1	0	9.3	10	26.21	46	-19.79	-	-
28	13.56	.77	Ca	.2	.1	9.3	10	20.37	50	-29.63	-	-
15	.2513	38.59	Qp	0	0	9.3	10	57.89	-	-	61.72	-3.83
17	.3345	32.33	Qp	0	0	9.3	10	51.63	-	-	59.34	-7.71
19	.501	28.94	Qp	.1	0	9.3	10	48.34	-	-	56	-7.66
21	.7508	23.29	Qp	.1	0	9.3	10	42.69	-	-	56	-13.31
23	1.2784	20.79	Qp	.1	0	9.3	10	40.19	-	-	56	-15.81
25	4.4453	20.25	Qp	.1	0	9.3	10	39.65	-	-	56	-16.35
27	13.56	7.83	Qp	.2	.1	9.3	10	27.43	-	-	60	-32.57

Qp - Quasi-Peak detector
Ca - CISPR average detection

UL VERIFICATION SERVICES INC.
47173 Benicia Street, Fremont, CA 94538; USA TEL:(510) 319-4000 FAX:(510) 661-0888
This report shall not be reproduced except in full, without the written approval of UL Verification Services Inc.

11.2. AC POWER LINE WITH LAPTOP

LINE 1 RESULTS

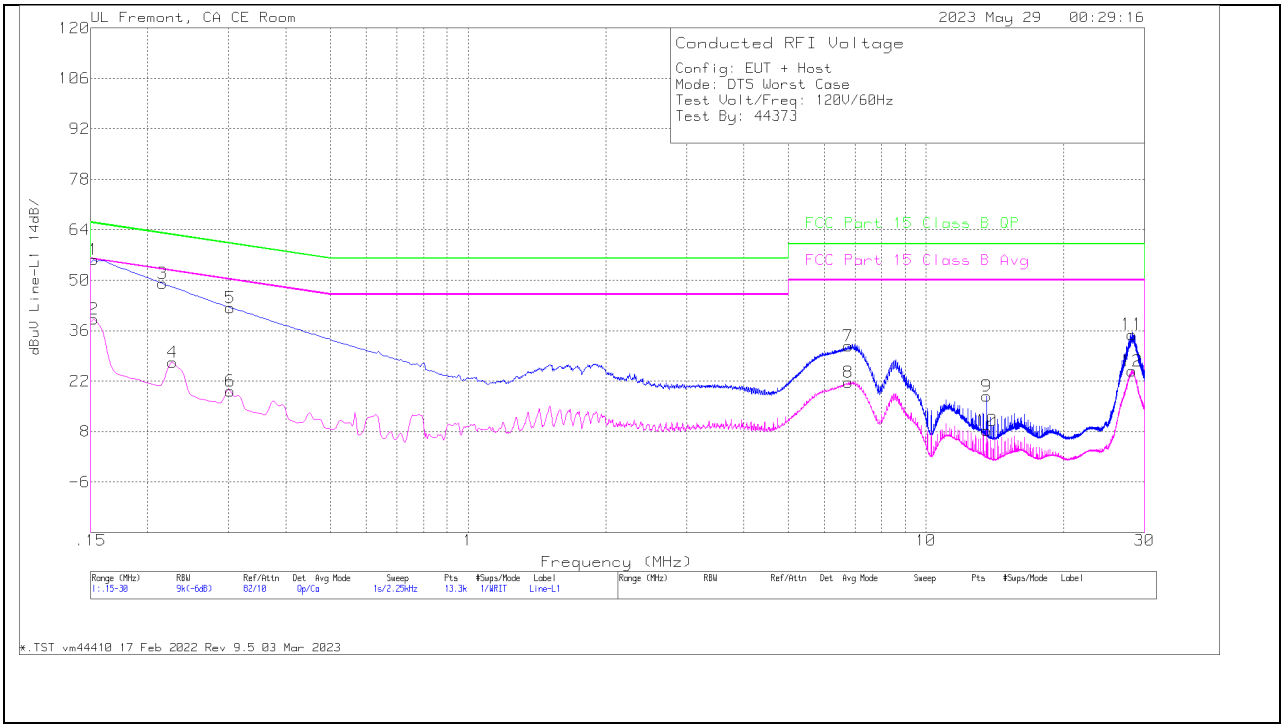

Range 1: Line-L1 .15 - 30MHz											
Marker	Frequency (MHz)	Meter Reading (dBuV)	Det	L1_LISN.csv (dB)	C1&C3 cable path loss (dB)	207996 Limiter with short cable (dB)	Corrected Reading dBuV	FCC Part 15 Class B QP dBuV	QP Margin (dB)	FCC Part 15 Class B Avg dBuV	Av(CISPR) Margin (dB)
2	.1523	29.87	Ca	0	0	9.4	39.27	-	-	55.88	-16.61
4	.2265	17.96	Ca	0	0	9.3	27.26	-	-	52.58	-25.32
6	.303	9.94	Ca	0	0	9.3	19.24	-	-	50.16	-30.92
8	6.765	12.22	Ca	0	.2	9.3	21.72	-	-	50	-28.28
10	13.56	-1.27	Ca	.1	.2	9.3	8.33	-	-	50	-41.67
12	28.1738	14.87	Ca	.3	.3	9.4	24.87	-	-	50	-25.13
1	.1523	46.37	Qp	0	0	9.4	55.77	65.88	-10.11	-	-
3	.2153	39.8	Qp	0	0	9.3	49.1	63	-13.9	-	-
5	.303	33.08	Qp	0	0	9.3	42.38	60.16	-17.78	-	-
7	6.765	22.27	Qp	0	.2	9.3	31.77	60	-28.23	-	-
9	13.56	8.2	Qp	.1	.2	9.3	17.8	60	-42.2	-	-
11	28.1603	24.96	Qp	.3	.3	9.4	34.96	60	-25.04	-	-

Qp - Quasi-Peak detector
Ca - CISPR average detection

UL VERIFICATION SERVICES INC.
47173 Benicia Street, Fremont, CA 94538; USA TEL:(510) 319-4000 FAX:(510) 661-0888
This report shall not be reproduced except in full, without the written approval of UL Verification Services Inc.

LINE 2 RESULTS

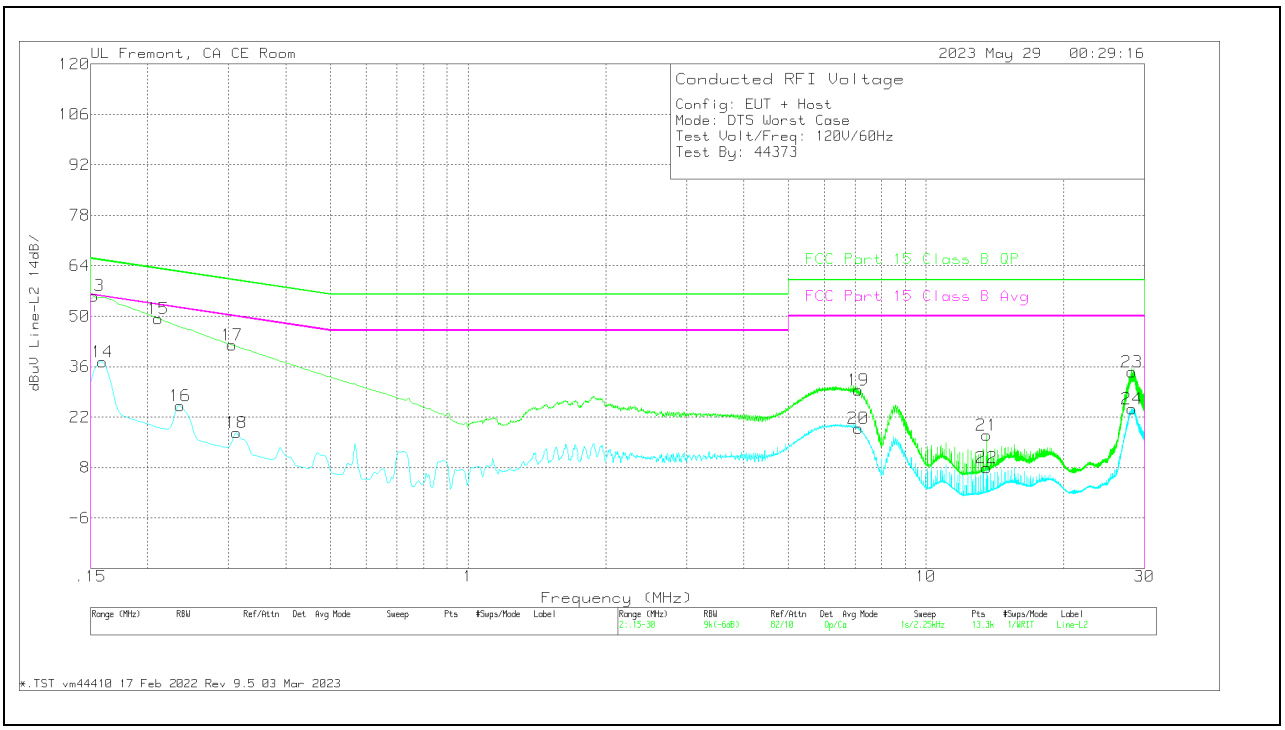

Range 2: Line-L2 .15 - 30MHz											
Marker	Frequency (MHz)	Meter Reading (dBuV)	Det	L2_LISN (dB)	C2&C3 cable path loss (dB)	207996 Limiter with short cable (dB)	Corrected Reading dBuV	FCC Part 15 Class B QP dBuV	QP Margin (dB)	FCC Part 15 Class B Avg dBuV	Av(CISPR) Margin (dB)
14	.159	27.98	Ca	0	0	9.4	37.38	-	-	55.52	-18.14
16	.2355	15.92	Ca	0	0	9.3	25.22	-	-	52.25	-27.03
18	.312	8.31	Ca	0	0	9.3	17.61	-	-	49.92	-32.31
20	7.1183	9.44	Ca	0	.1	9.3	18.84	-	-	50	-31.16
22	13.56	-1.63	Ca	.1	.2	9.3	7.97	-	-	50	-42.03
24	28.1738	14.26	Ca	.3	.3	9.4	24.26	-	-	50	-25.74
13	.1523	46.25	Qp	0	0	9.4	55.65	65.88	-10.23	-	-
15	.2108	39.97	Qp	0	0	9.4	49.37	63.18	-13.81	-	-
17	.3053	32.7	Qp	0	0	9.3	42	60.1	-18.1	-	-
19	7.116	20.03	Qp	0	.1	9.3	29.43	60	-30.57	-	-
21	13.56	7.32	Qp	.1	.2	9.3	16.92	60	-43.08	-	-
23	28.1985	24.5	Qp	.3	.3	9.4	34.5	60	-25.5	-	-

Qp - Quasi-Peak detector
Ca - CISPR average detection

UL VERIFICATION SERVICES INC.
47173 Benicia Street, Fremont, CA 94538; USA TEL:(510) 319-4000 FAX:(510) 661-0888
This report shall not be reproduced except in full, without the written approval of UL Verification Services Inc.

12. SETUP PHOTOS

Please refer to setup photos 14523758-EP1V1

END OF TEST REPORT

UL VERIFICATION SERVICES INC.
47173 Benicia Street, Fremont, CA 94538; USA TEL:(510) 319-4000 FAX:(510) 661-0888
This report shall not be reproduced except in full, without the written approval of UL Verification Services Inc.