# TEST REPORT

**Report Number:** 14523778-E2V2

| | | |
|---|---|---|
| **Applicant** | : | APPLE, INC.<br>1 APPLE PARK WAY<br>CUPERTINO, CA 95014, U.S.A |
| **Model** | : | A2847 (Parent Model)<br>A3093, A3094, A3096 (Variant Model) |
| **Brand** | : | APPLE |
| **FCC ID** | : | BCG-E8431A (Parent Model)<br>BCG-E8432A, BCG-E8433A, BCG-E8434A (Variant Model) |
| **IC** | : | 579C-E8431A (Parent Model)<br>579C-E8432A, 579C-E8433A, 579C-E8434A (Variant Model) |
| **EUT Description** | : | SMARTPHONE |
| **Test Standard(s)** | : | FCC 47 CFR PART 15 SUBPART C<br>ISED RSS-247 ISSUE 2<br>ISED RSS-GEN ISSUE 5 + A1 + A2 |

**Date Of Issue:**
August 11, 2023

**Prepared by:**
UL Verification Services Inc.
47173 Benicia Street
Fremont, CA 94538 U.S.A.
TEL: (510) 319-4000
FAX: (510) 661-0888

CERT #0751.05

# REVISION HISTORY

| Rev. | Issue Date | Revisions | Revised By |
|---|---|---|---|
| V1 | 08/10/2023 | Initial Issue | Francisco Guarnero |
| V2 | 08/11/2023 | Address TCB's Questions sections 6, 8 | Chin Pang |


UL VERIFICATION SERVICES INC.
47173 Benicia Street, Fremont, CA 94538; USA TEL:(510) 319-4000 FAX:(510) 661-0888
*This report shall not be reproduced except in full, without the written approval of UL Verification Services Inc.*

# TABLE OF CONTENTS

**1. ATTESTATION OF TEST RESULTS ..... 5**

**2. TEST SUMMARY ..... 7**

**3. TEST METHODOLOGY ..... 7**

**4. FACILITIES AND ACCREDITATION ..... 7**

**5. DECISION RULES AND MEASUREMENT UNCERTAINTY ..... 8**

*5.1. METROLOGICAL TRACEABILITY ..... 8*

*5.2. DECISION RULES ..... 8*

*5.3. MEASUREMENT UNCERTAINTY ..... 8*

**6. EQUIPMENT UNDER TEST ..... 9**

*6.1. EUT DESCRIPTION ..... 9*

*6.2. MAXIMUM OUTPUT POWER ..... 9*

*6.3. DESCRIPTION OF AVAILABLE ANTENNAS ..... 9*

*6.4. SOFTWARE AND FIRMWARE ..... 10*

*6.5. WORST-CASE CONFIGURATION AND MODE ..... 10*

*6.6. DESCRIPTION OF TEST SETUP ..... 11*

**7. MEASUREMENT METHOD ..... 16**

**8. TEST AND MEASUREMENT EQUIPMENT ..... 17**

**9. ANTENNA PORT TEST RESULTS ..... 19**

*9.1. ON TIME AND DUTY CYCLE ..... 19*

*9.2. 99% BANDWIDTH ..... 20*

9.2.1. HIGH POWER BLE (1Mbps) ..... 21
9.2.2. HIGH POWER BLE TXBF (1Mbps) ..... 22
9.2.3. HIGH POWER BLE (2Mbps) ..... 23
9.2.4. HIGH POWER BLE TXBF (2Mbps) ..... 24

*9.3. 6 dB BANDWIDTH ..... 25*

9.3.1. HIGH POWER BLE (1Mbps) ..... 26

*9.4. OUTPUT POWER ..... 27*

9.4.1. HIGH POWER BLE (1Mbps) ..... 28
9.4.2. HIGH POWER BLE TXBF (1Mbps) ..... 28
9.4.3. HIGH POWER BLE (2Mbps) ..... 29
9.4.4. HIGH POWER BLE TXBF (2Mbps) ..... 29
9.4.5. LOW POWER BLE (1Mbps) ..... 30
9.4.6. LOW POWER BLE TXBF (1Mbps) ..... 30
9.4.7. LOW POWER BLE (2Mbps) ..... 31
9.4.8. LOW POWER BLE TXBF (2Mbps) ..... 31



UL VERIFICATION SERVICES INC.
47173 Benicia Street, Fremont, CA 94538; USA TEL:(510) 319-4000 FAX:(510) 661-0888
*This report shall not be reproduced except in full, without the written approval of UL Verification Services Inc.*

*9.5. AVERAGE POWER ..... 32*
9.5.1. HIGH POWER BLE (1Mbps) ..... 33
9.5.2. HIGH POWER BLE TXBF (1Mbps) ..... 33
9.5.3. HIGH POWER BLE (2Mbps) ..... 34
9.5.4. HIGH POWER BLE TXBF (2Mbps) ..... 34
9.5.5. LOW POWER BLE (1Mbps) ..... 35
9.5.6. LOW POWER BLE TXBF (1Mbps) ..... 35
9.5.7. LOW POWER BLE (2Mbps) ..... 36
9.5.8. LOW POWER BLE TXBF (2Mbps) ..... 36

*9.6. POWER SPECTRAL DENSITY ..... 37*
9.6.1. HIGH POWER BLE (1Mbps) ..... 38
9.6.2. HIGH POWER BLE TXBF (1Mbps) ..... 39
9.6.3. HIGH POWER BLE (2Mbps) ..... 40
9.6.4. HIGH POWER BLE TXBF (2Mbps) ..... 41

*9.7. CONDUCTED SPURIOUS EMISSIONS ..... 42*
9.7.1. HIGH POWER BLE (1Mbps) ..... 43
9.7.2. HIGH POWER BLE TXBF (1Mbps) ..... 45
9.7.3. HIGH POWER BLE (2Mbps) ..... 47
9.7.4. HIGH POWER BLE TXBF (2Mbps) ..... 49
9.7.5. LOW POWER BLE (1Mbps) ..... 51
9.7.6. LOW POWER BLE TXBF (1Mbps) ..... 53
9.7.7. LOW POWER BLE (2Mbps) ..... 55
9.7.8. LOW POWER BLE TXBF (2Mbps) ..... 57

**10. RADIATED TEST RESULTS ..... 59**

*10.1. LIMITS AND PROCEDURE ..... 59*

*10.1. TRANSMITTER ABOVE 1 GHz ..... 61*
10.1.1. HIGH POWER BLE (1Mbps) ..... 61
10.1.2. HIGH POWER BLE TXBF (1Mbps) ..... 69
10.1.3. HIGH POWER BLE (2Mbps) ..... 73
10.1.4. HIGH POWER BLE TXBF (2Mbps) ..... 81
10.1.5. HARMONICS AND SPURIOUS EMISSIONS ..... 85
10.1.6. LOW POWER BLE (1Mbps) ..... 91
10.1.7. LOW POWER BLE TXBF (1Mbps) ..... 99
10.1.8. LOW POWER BLE (2Mbps) ..... 103
10.1.9. LOW POWER BLE TXBF (2Mbps) ..... 111

*10.2. WORST CASE BELOW 1 GHZ ..... 115*

*10.3. WORST CASE 18-26 GHz ..... 117*

**11. AC POWER LINE CONDUCTED EMISSIONS ..... 119**

*11.1. AC Power Line WITH AC/DC ADAPTER ..... 120*

*11.2. AC Power Line With Laptop ..... 122*

**12. SETUP PHOTOS ..... 124**



UL VERIFICATION SERVICES INC.
47173 Benicia Street, Fremont, CA 94538; USA TEL:(510) 319-4000 FAX:(510) 661-0888
*This report shall not be reproduced except in full, without the written approval of UL Verification Services Inc.*

# 1. ATTESTATION OF TEST RESULTS

**COMPANY NAME:** APPLE INC.
1 APPLE PARK WAY
CUPERTINO, CA 95014, U.S.A

**EUT DESCRIPTION:** SMARTPHONE

**MODEL:** A2847(Parent Model)
A3093, A3094, A3096 (Variant Model)

**BRAND:** APPLE

**SERIAL NUMBER:** TP9VPMHF29 (Conducted)
GM66G6WQ4Q, TV3HK457C7 (Radiated)

**SAMPLE RECEIPT DATE:** FEBRUARY 20, 2023

**DATE TESTED:** MARCH 13 – AUGUST 14, 2023

| APPLICABLE STANDARDS | |
|---|---|
| **STANDARD** | **TEST RESULTS** |
| CFR 47 Part 15 Subpart C | Complies |
| ISED RSS-247 Issue 2 | Complies |
| ISED RSS-GEN Issue 5 + A1 + A2 | Complies |

UL Verification Services Inc. tested the above equipment in accordance with the requirements set forth in the above standards. The test results show that the equipment tested is capable of demonstrating compliance with the requirements as documented in this report.

The results documented in this report apply only to the tested sample, under the conditions and modes of operation as described herein. It is the manufacturer's responsibility to assure that additional production units of this model are manufactured with identical electrical and mechanical components. All samples tested were in good operating condition throughout the entire test program. Measurement Uncertainties are published for informational purposes only and were not taken into account unless noted otherwise.

This document may not be altered or revised in any way unless done so by UL Verification Services Inc. and all revisions are duly noted in the revisions section. Any alteration of this document not carried out by UL Verification Services Inc. will constitute fraud and shall nullify the document. This report must not be used by the client to claim product certification, approval, or endorsement by A2LA, NIST, any agency of the Federal Government, or any agency of the U.S. government.


UL VERIFICATION SERVICES INC.
47173 Benicia Street, Fremont, CA 94538; USA TEL:(510) 319-4000 FAX:(510) 661-0888
*This report shall not be reproduced except in full, without the written approval of UL Verification Services Inc.*

Approved & Released For
UL Verification Services Inc. By:

Chin Pang
Senior Lab Engineer
Consumer Technology Division
UL Verification Services Inc.

Prepared By:

Francisco Guarnero
Senior Test Engineer
Consumer Technology Division
UL Verification Services Inc.



UL VERIFICATION SERVICES INC.
47173 Benicia Street, Fremont, CA 94538; USA TEL:(510) 319-4000 FAX:(510) 661-0888

*This report shall not be reproduced except in full, without the written approval of UL Verification Services Inc.*

# 2. TEST SUMMARY

| FCC Clause | ISED Clause | Requirement | Result | Comment |
|---|---|---|---|---|
| See Comment | | Duty Cycle | Reporting purposes only | ANSI C63.10 Section 11.6. |
| - | RSS-GEN 6.7 | 99% OBW | Reporting purposes only | ANSI C63.10 Section 6.9.3. |
| 15.247 (a) (2) | RSS-247 5.2 (a) | 6dB BW | Complies | None. |
| 15.247 (b) (3) | RSS-247 5.4 (d) | Output Power | Complies | None. |
| See Comment | | Average power | Reporting purposes only | Per ANSI C63.10, Section 11.9.2.3.2. |
| 15.247 (e) | RSS-247 5.2 (b) | PSD | Complies | None. |
| 15.247 (d) | RSS-247 5.5 | Conducted Spurious Emissions | Complies | None. |
| 15.209, 15.205 | RSS-GEN 8.9, 8.10 | Radiated Emissions | Complies | None. |
| 15.207 | RSS-Gen 8.8 | AC Mains Conducted Emissions | Complies | None. |

# 3. TEST METHODOLOGY

The tests documented in this report were performed in accordance with FCC CFR 47 Part 2, FCC CFR 47 Part 15, ANSI C63.10-2013, KDB 558074 D01 15.247 Meas Guidance v05r02, KDB 414788 D01 Radiated Test Site v01r01, KDB 662911, RSS-GEN Issue 5 + A1 + A2, and RSS-247 Issue 2.

# 4. FACILITIES AND ACCREDITATION

UL Verification Services Inc.is accredited by A2LA, certification #0751.05, for all testing performed within the scope of this report. Testing was performed at the locations noted below.

| | Address | ISED CABID | ISED Company Number | FCC Registration |
|---|---|---|---|---|
| ☐ | Building 1: 47173 Benicia Street, Fremont, CA 94538, USA | US0104 | 2324A | 550739 |
| ☐ | Building 2: 47266 Benicia Street, Fremont, CA 94538, USA | | | |
| ☒ | Building 3: 843 Auburn Court, Fremont, CA 94538 USA | | | |
| ☒ | Building 4: 47658 Kato Rd, Fremont, CA 94538 USA | | | |
| ☒ | Building 5: 47670 Kato Rd, Fremont, CA 94538 USA | | | |


UL VERIFICATION SERVICES INC.
47173 Benicia Street, Fremont, CA 94538; USA TEL:(510) 319-4000 FAX:(510) 661-0888
*This report shall not be reproduced except in full, without the written approval of UL Verification Services Inc.*

# 5. DECISION RULES AND MEASUREMENT UNCERTAINTY

## 5.1. METROLOGICAL TRACEABILITY

All test and measuring equipment utilized to perform the tests documented in this report are calibrated on a regular basis, with a maximum time between calibrations of one year or the manufacturers' recommendation, whichever is less, and where applicable is traceable to recognized national standards.

## 5.2. DECISION RULES

The Decision Rule is based on Simple Acceptance in accordance with ISO Guide 98-4:2012 Clause 8.2. (Measurement uncertainty is not taken into account when stating conformity with a specified requirement.)

## 5.3. MEASUREMENT UNCERTAINTY

Where relevant, the following measurement uncertainty levels have been estimated for tests performed on the apparatus:

| PARAMETER | $U_{LAB}$ |
|---|---|
| Conducted Antenna Port Emission Measurement | 1.94 dB |
| Power Spectral Density | 2.466 dB |
| Time Domain Measurements Using SA | 3.39 dB |
| RF Power Measurement Direct Method Using Power Meter | 0.450 dB(Peak), 1.3 dB (Ave) |
| Radio Frequency (Spectrum Analyzer) | 141.16 Hz |
| Occupied Bandwidth | 1.2% |
| Worst Case Conducted Disturbance, 9KHz to 0.15 MHz | 3.78 dB |
| Worst Case Conducted Disturbance, 0.15 to 30 MHz | 3.40 dB |
| Worst Case Radiated Disturbance, 9KHz to 30 MHz | 2.87 dB |
| Worst Case Radiated Disturbance, 30 to 1000 MHz | 6.01 dB |
| Worst Case Radiated Disturbance, 1000 to 18000 MHz | 4.73 dB |
| Worst Case Radiated Disturbance, 18000 to 26000 MHz | 4.51 dB |

Uncertainty figures are valid to a confidence level of 95%.


UL VERIFICATION SERVICES INC.
47173 Benicia Street, Fremont, CA 94538; USA TEL:(510) 319-4000 FAX:(510) 661-0888
*This report shall not be reproduced except in full, without the written approval of UL Verification Services Inc.*

# 6. EQUIPMENT UNDER TEST

## 6.1. EUT DESCRIPTION

The Apple iPhone is a smartphone with multimedia functions (music, application support, and video), cellular GSM, GPRS, EGPRS, UMTS, LTE, 5G, IEEE 802.11a/b/g/n/ac/ax, Bluetooth, Ultra-Wideband, GPS, NFC, 802.15.4ab-NB and MSS technologies. The rechargeable battery is not user accessible.

The Model and FCC/IC ID covered by this report includes:

Parent Model: A2847, FCC ID: BCG-E8431A, IC ID: 579C-E8431A

Variant Model: A3093, FCC ID: BCG-E8432A, IC ID: 579C-E8432A
A3094, FCC ID: BCG-E8433A, IC ID: 579C-E8433A
A3096, FCC ID: BCG-E8434A, IC ID: 579C-E8434A

## 6.2. MAXIMUM OUTPUT POWER

The transmitter has a maximum peak conducted output power as follows:

| Antenna | Configuration | Frequency Range (MHz) | Mode | Output Power (dBm) | Output Power (mW) |
|---|---|---|---|---|---|
| ANT 4 | High Power | 2402 - 2480 | BLE 1M | 20.86 | 121.90 |
| | Low Power | | | 11.94 | 15.63 |
| | High Power | 2404 - 2478 | BLE 2M | 21.28 | 134.28 |
| | Low Power | | | 11.95 | 15.67 |
| ANT 3 | High Power | 2402 - 2480 | BLE 1M | 21.32 | 135.52 |
| | Low Power | | | 11.89 | 15.45 |
| | High Power | 2404 - 2478 | BLE 2M | 21.46 | 139.96 |
| | Low Power | | | 11.95 | 15.67 |
| BF, ANT 4 + ANT 3 | High Power | 2402 - 2480 | BLE 1M | 24.11 | 257.63 |
| | Low Power | | | 14.98 | 31.48 |
| | High Power | 2404 - 2478 | BLE 2M | 24.41 | 276.06 |
| | Low Power | | | 15.00 | 31.62 |

## 6.3. DESCRIPTION OF AVAILABLE ANTENNAS

The antenna(s) gain and type, as provided by the manufacturer' are as follows:

| Frequency Range (GHz) | ANT 4 (dBi) | ANT3 (dBi) |
|---|---|---|
| 2.4 | -1.7 | -1.0 |


UL VERIFICATION SERVICES INC.
47173 Benicia Street, Fremont, CA 94538; USA TEL:(510) 319-4000 FAX:(510) 661-0888
*This report shall not be reproduced except in full, without the written approval of UL Verification Services Inc.*

## 6.4. SOFTWARE AND FIRMWARE

The EUT firmware installed during testing was 21.1.547.9113

## 6.5. WORST-CASE CONFIGURATION AND MODE

The EUT was investigated in three orthogonal orientations X, Y, and Z on ANT 4, ANT 3 and 2TX Beamforming. It was determined that X (Flatbed) was the worst-case orientation for both ANT 4 and ANT3, and Y (Landscape) was the worst-case orientation for 2TX beamforming.

Radiated band edge, harmonic, and spurious emissions from 1GHz to 18GHz were performed with the EUT was set to transmit at highest power on Low/Middle/High channels.

High Power Beamforming BLE 1Mbps mode is set to maximum power per chain to cover both SISO and MIMO modes to complies with radiated spurious emissions limits in the restricted bands between 1GHz and 18GHz low/mid/high channel (except the band edge).

Radiated emissions below 1GHz, 18-26GHz and power line conducted emissions were performed with the EUT transmits at the channel with the highest output power as worst-case scenario. There were no emissions found below 30MHz within 20dB of the limit

For below 1GHz tests were performed with EUT connected to AC power adapter as the worst case; and for above 1GHz, the worst-case configuration reported was tested with EUT only. For AC line conducted emission, test was investigated with AC power adapter and with laptop.

For simultaneous transmission of multiple channels in the 2.4GHz BLE and 5GHz bands. No noticeable emission was found.

Note: Note: In the Radiated Plots and emissions data, ANT0=ANT4 and ANT1=ANT3.


UL VERIFICATION SERVICES INC.
47173 Benicia Street, Fremont, CA 94538; USA TEL:(510) 319-4000 FAX:(510) 661-0888
*This report shall not be reproduced except in full, without the written approval of UL Verification Services Inc.*

## 6.6. DESCRIPTION OF TEST SETUP

| SUPPORT TEST EQUIPMENT | | | | |
|---|---|---|---|---|
| **Description** | **Manufacturer** | **Model** | **Serial Number** | **FCC ID/ DoC** |
| Laptop | Apple | Macbook Pro | C02VD7SAHV22 | BCGA1708 |
| Laptop AC/DC adapter | Liteon Technology | A1424 | NSW25679 | DoC |
| EUT AC/DC adapter | Apple | A1720 | C3D8417A7R93KVPA8 | DoC |
| Conducted Switch Box | UL | n/a | 208281 | N/A |
| 10dB Fixed Attenuator, 2 Watts Up to 26.5 GHz | Pasternack Enterprises | PE7024-10 | 236358 | N/A |

| I/O CABLES (RF CONDUCTED TEST) | | | | | | |
|---|---|---|---|---|---|---|
| **Cable No.** | **Port** | **# of Identical Ports** | **Connector Type** | **Cable Type** | **Cable Length (m)** | **Remarks** |
| 1 | SMA | 1 | SMA | Shielded | 0.75 | To spectrum Analyzer |
| 2 | Antenna | 2 | SMA | Un-shielded | 0.2 | To Conducted Switch Box |
| 3 | USB-C | 1 | USB-C | Shielded | 1.0 | N/A |
| 4 | AC | 1 | AC | Un-shielded | 2 | N/A |

| I/O CABLES (RF RADIATED AND AC LINE CONDUCTED TEST) | | | | | | |
|---|---|---|---|---|---|---|
| **Cable No.** | **Port** | **# of Identical Ports** | **Connector Type** | **Cable Type** | **Cable Length (m)** | **Remarks** |
| 1 | AC | 1 | AC | Un-shielded | 2 | N/A |
| 2 | USB | 1 | USB | Shielded | 1 | N/A |

**TEST SETUP**

The EUT setup is shown as below. Test software exercised the radio card.


UL VERIFICATION SERVICES INC.
47173 Benicia Street, Fremont, CA 94538; USA TEL:(510) 319-4000 FAX:(510) 661-0888
*This report shall not be reproduced except in full, without the written approval of UL Verification Services Inc.*

**SETUP DIAGRAM FOR CONDUCTED TESTS**

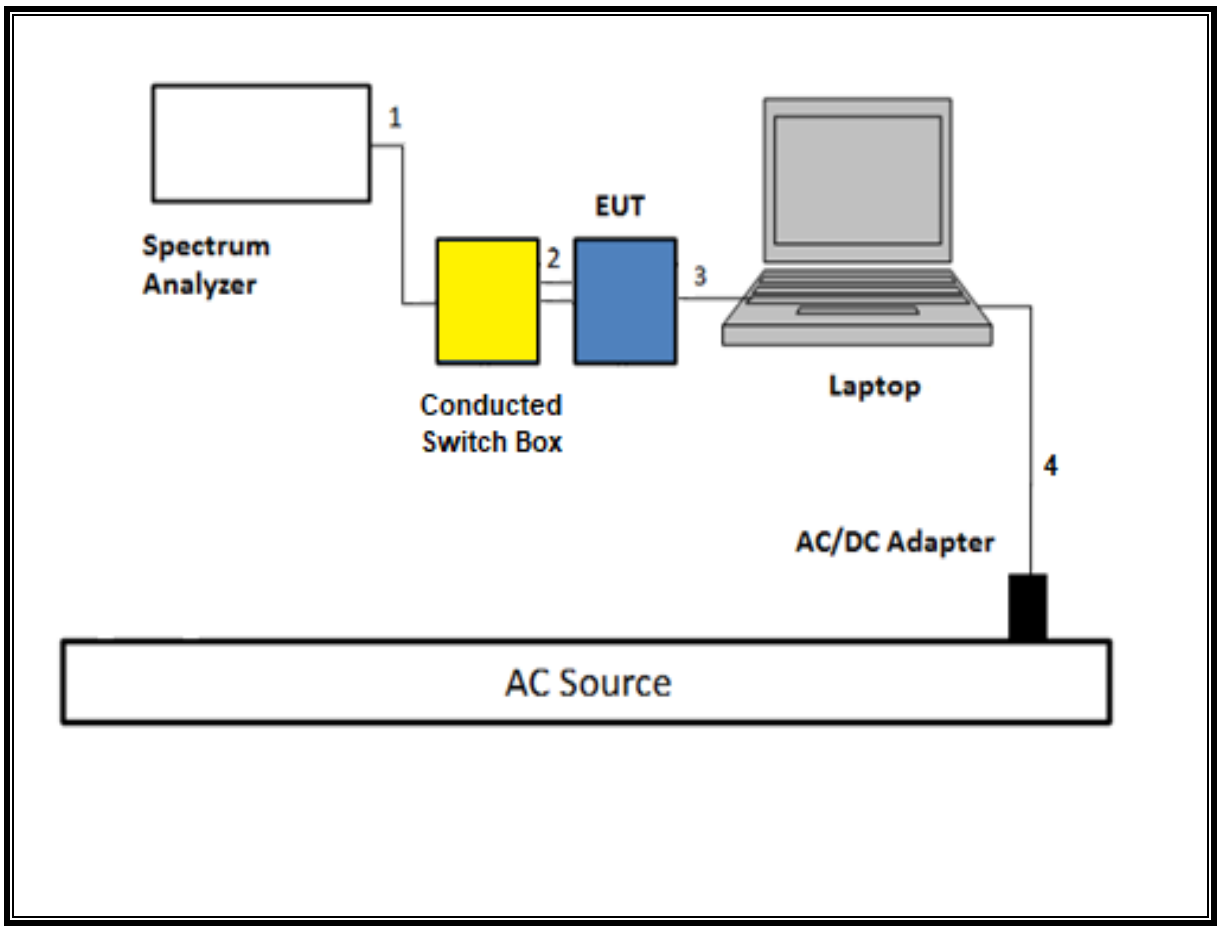



UL VERIFICATION SERVICES INC.
47173 Benicia Street, Fremont, CA 94538; USA TEL:(510) 319-4000 FAX:(510) 661-0888
*This report shall not be reproduced except in full, without the written approval of UL Verification Services Inc.*

**SETUP DIAGRAM FOR RADIATED TESTS Above 1 GHz**

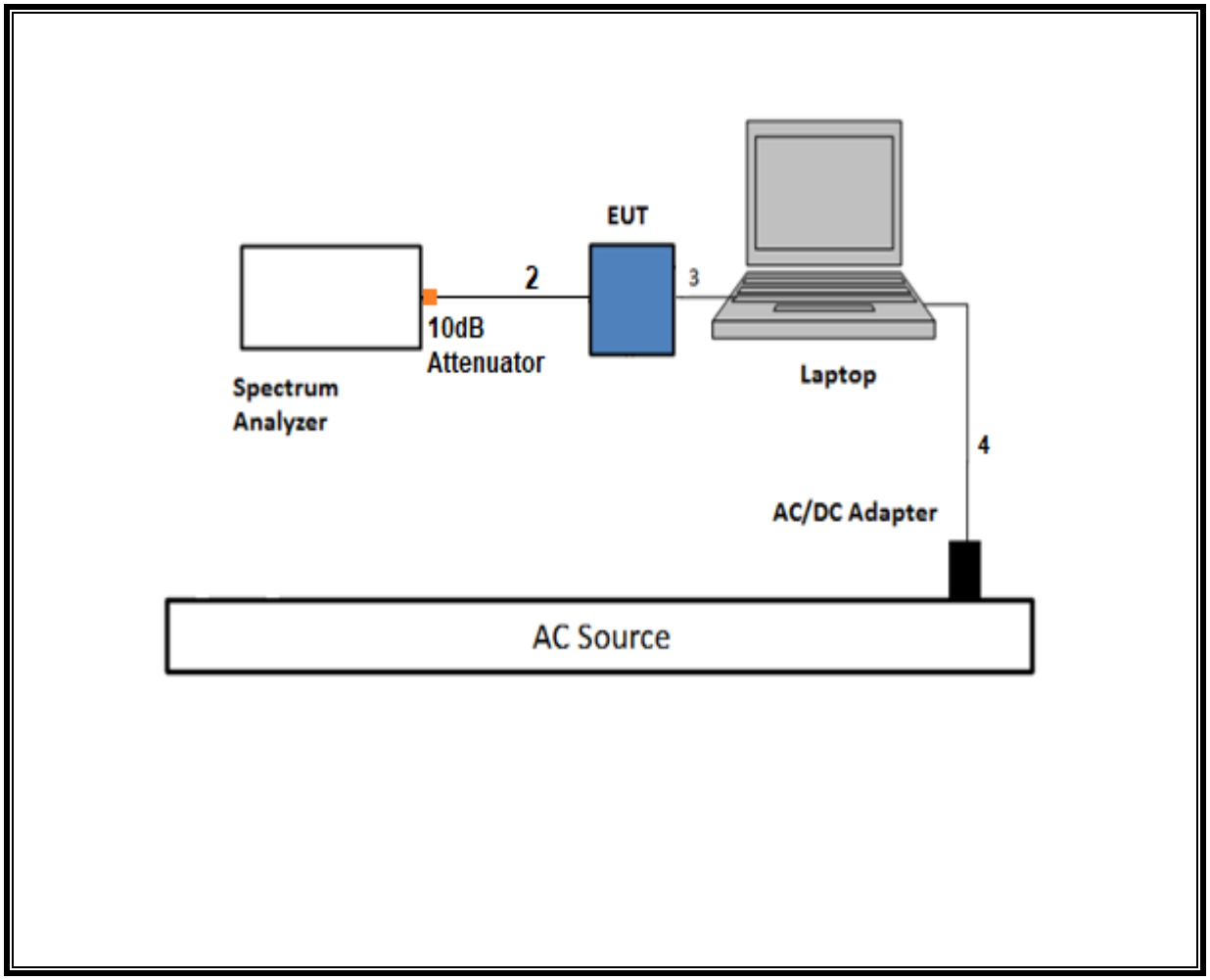



UL VERIFICATION SERVICES INC.
47173 Benicia Street, Fremont, CA 94538; USA TEL:(510) 319-4000 FAX:(510) 661-0888
*This report shall not be reproduced except in full, without the written approval of UL Verification Services Inc.*

**SETUP DIAGRAM FOR Below 1GHz and AC LINE CONDUCTED TEST**

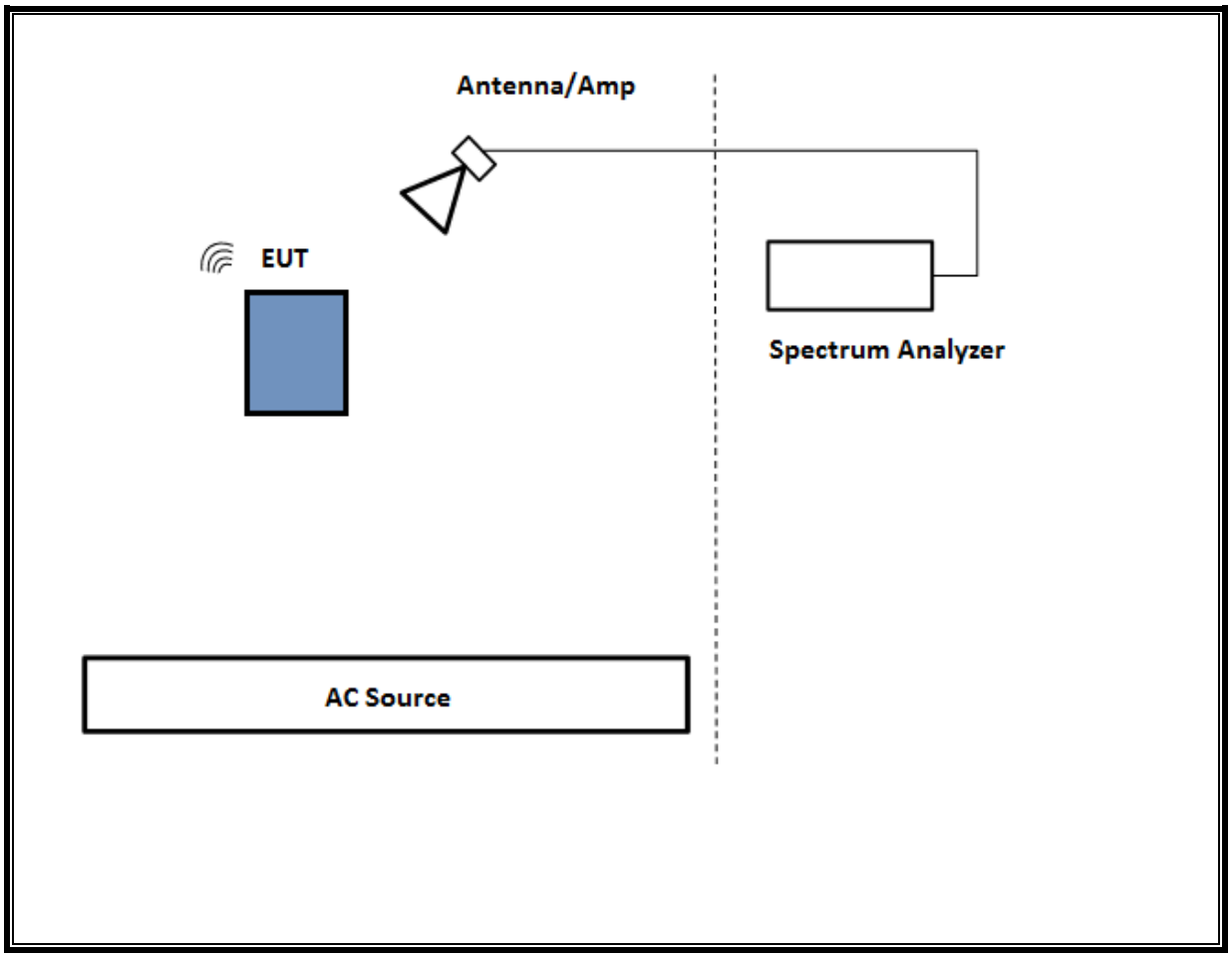



UL VERIFICATION SERVICES INC.
47173 Benicia Street, Fremont, CA 94538; USA TEL:(510) 319-4000 FAX:(510) 661-0888
*This report shall not be reproduced except in full, without the written approval of UL Verification Services Inc.*

**TEST SETUP- AC LINE CONDUCTED: LAPTOP CONFIGURATION**

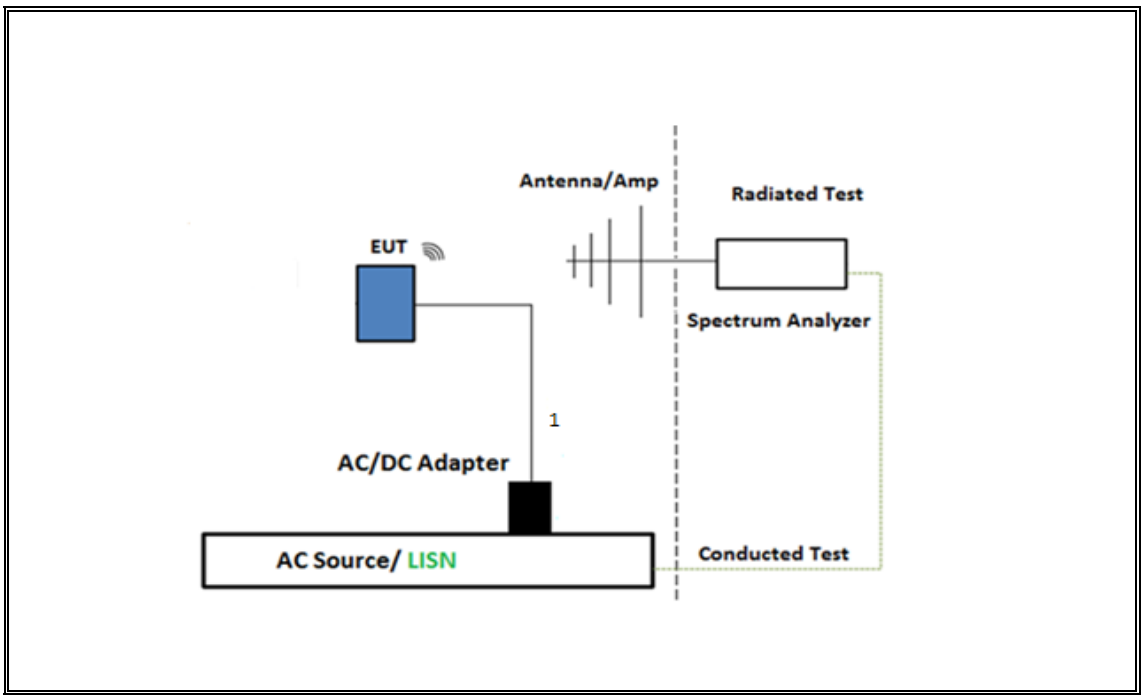


**TEST SETUP- AC LINE CONDUCTED: LAPTOP CONFIGURATION**

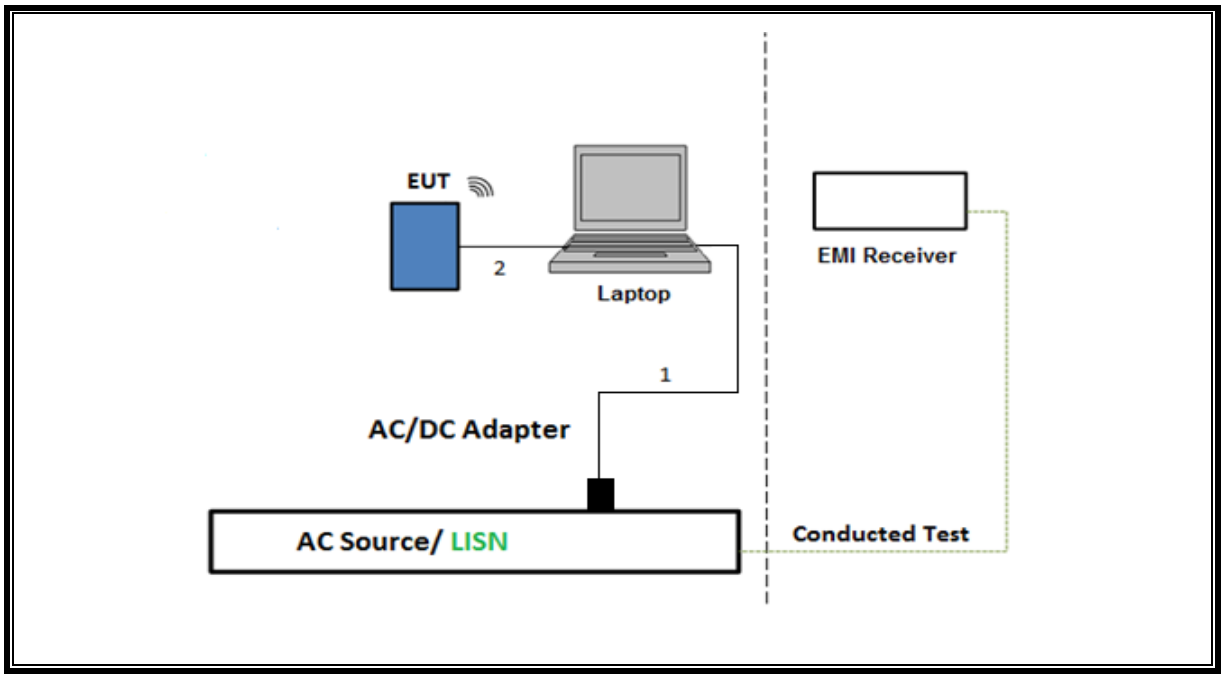



UL VERIFICATION SERVICES INC.
47173 Benicia Street, Fremont, CA 94538; USA TEL:(510) 319-4000 FAX:(510) 661-0888
*This report shall not be reproduced except in full, without the written approval of UL Verification Services Inc.*

# 7. MEASUREMENT METHOD

On Time and Duty Cycle: KDB 558074 D01 v05r02, Section 6.

6 dB BW: ANSI C63.10 Subclause 11.8.1

Occupied BW (99%): ANSI C63.10-2013 Section 6.9.3

Output Power: ANSI C63.10 Subclause 11.9.1.3
Method PKPM1 Peak-reading power meter

Output Power: ANSI C63.10 Subclause 11.9.2.3.2
Measurement using gated average power meter.

PSD: ANSI C63.10 Subclause 1.10.2
Method PKPSD (peak PSD)

Radiated emissions restricted frequency bands:
ANSI C63.10 Subclause 1.12.1 & Clause 13

Conducted emissions in restricted frequency bands:
ANSI C63.10 Subclause 11.12.2

Band-edge: ANSI C63.10 Subclause -11.13.3.2 & Clause 13:
Integration method -Peak detection

Band-edge: ANSI C63.10 Subclause 11.13.3.3 & Clause 13:
Integration method -Trace averaging with continuous transmission at full power

AC Power Line Conducted Emissions: ANSI C63.10-2013, Section 6.2.

Radiated emissions non-restricted frequency bands ANSI C63.10 Subclause 1.11 & Clause 13

Radiated Spurious Emissions Below 30MHz: ANSI C63.10-2013 Section 6.4 & 13

**NOTE**: All conducted antenna port tests for Beamforming applied the same test procedures as BLE 1Mbps and BLE 2Mbps normal modes.


UL VERIFICATION SERVICES INC.
47173 Benicia Street, Fremont, CA 94538; USA TEL:(510) 319-4000 FAX:(510) 661-0888
*This report shall not be reproduced except in full, without the written approval of UL Verification Services Inc.*

# 8. TEST AND MEASUREMENT EQUIPMENT

The following test and measurement equipment was utilized for the tests documented in this report:

| Description | Manufacturer | Model | ID Num | Cal Due | Last Cal |
|---|---|---|---|---|---|
| *Antenna, Horn 1-18GHz | ETS-Lindgren | 3117 | 80404 | 08/08/2023 | 08/08/2022 |
| RF Filter Box, 1-18GHz, 12 Port | UL-FR1 | Frankenstein | 216812 | 09/17/2023 | 09/17/2022 |
| EMI TEST RECEIVER | Rohde & Schwarz | ESW44 | 230548 | 02/29/2024 | 02/14/2023 |
| Antenna, Horn 1-18GHz | ETS-Lindgren | 3117 | 226672 | 01/09/2024 | 01/09/2023 |
| RF Filter Box, 1-18GHz, 12 Port. | UL-FR1 | Frankenstein | 231876 | 02/27/2024 | 02/27/2023 |
| *EMI TEST RECEIVER | Rohde & Schwarz | ESW44 | 235670 | 04/30/2023 | 04/30/2022 |
| Antenna, Horn 1-18GHz | ETS-Lindgren | 3117 | 206807 | 02/28/2024 | 02/28/2023 |
| RF Filter Box, 1-18GHz, 12 Port. | UL-FR1 | Frankenstein | 230878 | 02/29/2024 | 02/29/2023 |
| *Antenna, Broadband Hybrid, 30MHz to 2000MHz | Sunol Sciences Corp. | JB1 | 80508 | 06/15/2023 | 06/15/2022 |
| *Amplifier, 10KHz to 1GHz, 32dB | Sonoma Instrument Co. | 310N | 89831 | 08/10/2023 | 08/10/2022 |
| EMI TEST RECEIVER, with B8 option | Rohde & Schwarz | ESW44 | 169937 | 02/29/2024 | 02/29/2023 |
| *Antenna, Passive Loop 30Hz to 1MHz | Electro-Metrics | EM-6871 | 170013 | 07/28/2023 | 07/28/2022 |
| *Antenna, Passive Loop 100KHz - 30MHz | ELECTRO-METRICS | EM-6872 | 170015 | 07/28/2023 | 07/28/2022 |
| Antenna, Horn 18 to 26.5GHz | A.R.A. | MWH-1826/B | 199658 | 12/06/2023 | 12/06/2022 |
| EMI TEST RECEIVER | Rohde & Schwarz | ESW44 | 226078 | 02/29/2024 | 02/29/2023 |
| Power Meter, P-series single channel | Keysight | N1911A | 90754 | 01/31/2024 | 01/31/2023 |
| Power Sensor, P - series, 50MHz to 18GHz, Wideband | Keysight Technologies Inc | N1921A | 90389 | 01/31/2024 | 01/31/2023 |
| *Conducted Switch Box | N/A | CSB | 221008 | 06/21/2023 | 06/21/2022 |
| Conducted Switch Box | N/A | CSB | 208281 | 04/30/2024 | 04/30/2023 |
| 10dB Fixed Attenuator, 2 Watts Up to 26.5 GHz | Pasternack Enterprises | PE7024-10 | 236358 | Verified/Characterized before use | |
| 10dB Fixed Attenuator, 2 Watts Up to 26.5 GHz | Pasternack Enterprises | PE7024-10 | 236355 | Verified/Characterized before use | |
| Spectrum Analyzer, PSA, 3Hz to 26.5GHz | Keysight Technologies Inc | E4440A | 81311 | 02/29/2024 | 02/29/2023 |
| Spectrum Analyzer, PXA, 3Hz to 44GHz | Keysight Technologies Inc | N9030A-544 | 87738 | 02/28/2024 | 02/28/2023 |
| Spectrum Analyzer, PXA, 3Hz to 44GHz | Agilent (Keysight) Technologies | N9030A | 80396 | 01/31/2024 | 01/31/2023 |


UL VERIFICATION SERVICES INC.
47173 Benicia Street, Fremont, CA 94538; USA TEL:(510) 319-4000 FAX:(510) 661-0888
*This report shall not be reproduced except in full, without the written approval of UL Verification Services Inc.*

| AC Line Conducted | | | | | |
|---|---|---|---|---|---|
| **Description** | **Manufacturer** | **Model** | **ID Num** | **Cal Due** | **Last Cal** |
| EMI Test Receiver 9kHz-7GHz | Rohde & Schwarz | ESR | 93091 | 02/29/2024 | 02/29/2023 |
| LISN for Conducted Emissions CISPR-16 | FISCHER CUSTOM COMMUNICATIONS | FCC-LISN-50/250-25-2-01-480V | 175764 | 01/31/2024 | 01/31/2023 |
| *Transient Limiter | TE | TBFL1 | 207996 | 07/15/2023 | 07/15/2022 |
| **UL AUTOMATION SOFTWARE** | | | | | |
| Radiated Software | UL | UL EMC | Ver 9.5, May 1 , 2023 | | |
| Conducted Software | UL | UL EMC | 2020.8.16 | | |
| AC Line Conducted Software | UL | UL EMC | Ver 9.5, Mar 3, 2023 | | |

*Testing was completed before equipment calibration date


UL VERIFICATION SERVICES INC.
47173 Benicia Street, Fremont, CA 94538; USA TEL:(510) 319-4000 FAX:(510) 661-0888
*This report shall not be reproduced except in full, without the written approval of UL Verification Services Inc.*

# 9. ANTENNA PORT TEST RESULTS

## 9.1. ON TIME AND DUTY CYCLE

**LIMITS**

None; for reporting purposes only.

**PROCEDURE**

KDB 558074 Zero-Span Spectrum Analyzer Method.

**ON TIME AND DUTY CYCLE RESULTS**

| Mode | ON Time B (msec) | Period (msec) | Duty Cycle x (linear) | Duty Cycle (%) | Duty Cycle Correction Factor (dB) | 1/B Minimum VBW (kHz) |
|---|---|---|---|---|---|---|
| **2.4GHz Band** | | | | | | |
| BLE, 1Mbps | 100.00 | 100.00 | 1.000 | 100.00% | 0.00 | 0.010 |
| BLE, 2Mbps | 100.00 | 100.00 | 1.000 | 100.00% | 0.00 | 0.010 |

**DUTY CYCLE PLOTS**

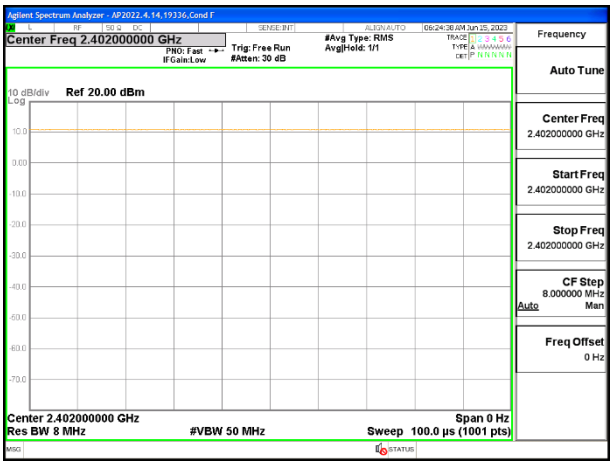


**BLE 1Mbps**

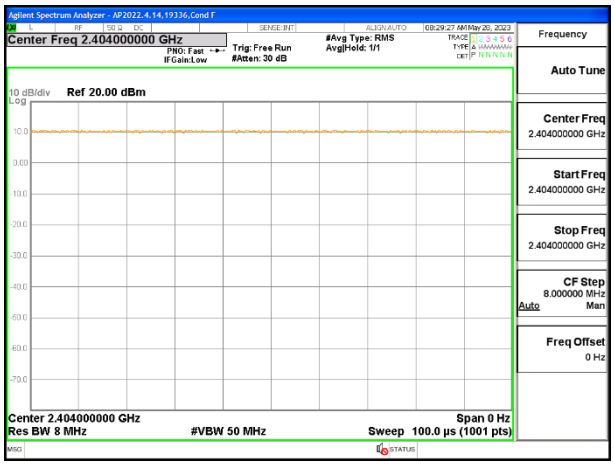


**BLE 2Mbps**



UL VERIFICATION SERVICES INC.
47173 Benicia Street, Fremont, CA 94538; USA TEL:(510) 319-4000 FAX:(510) 661-0888

*This report shall not be reproduced except in full, without the written approval of UL Verification Services Inc.*

## 9.2. 99% BANDWIDTH

**LIMITS**

None; for reporting purposes only.

**RESULTS**

Only High-Power modes result is reported, it covers all Low Power modes. Only Mid channel plot is reported to show setting parameter complies with testing method/procedure.


UL VERIFICATION SERVICES INC.
47173 Benicia Street, Fremont, CA 94538; USA TEL:(510) 319-4000 FAX:(510) 661-0888
*This report shall not be reproduced except in full, without the written approval of UL Verification Services Inc.*

## 9.2.1. HIGH POWER BLE (1Mbps)

**ANT 4**

| Channel | Frequency (MHz) | 99% Bandwidth (MHz) |
|---|---|---|
| Low | 2402 | 1.0414 |
| Middle | 2440 | 1.0402 |
| High | 2480 | 1.0442 |

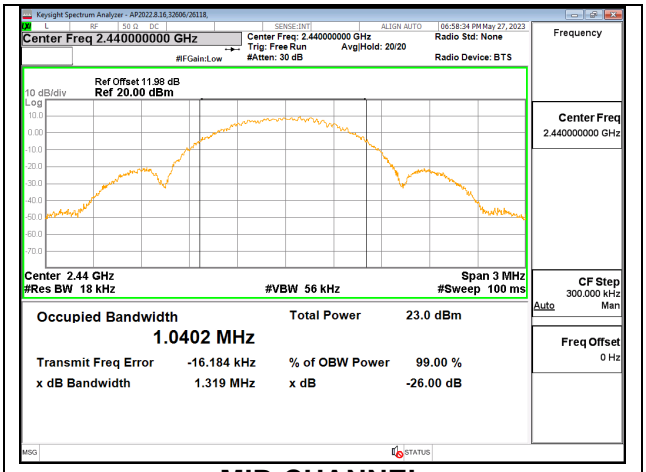


**MID CHANNEL**

**ANT 3**

| Channel | Frequency (MHz) | 99% Bandwidth (MHz) |
|---|---|---|
| Low | 2402 | 1.0465 |
| Middle | 2440 | 1.0457 |
| High | 2480 | 1.0450 |

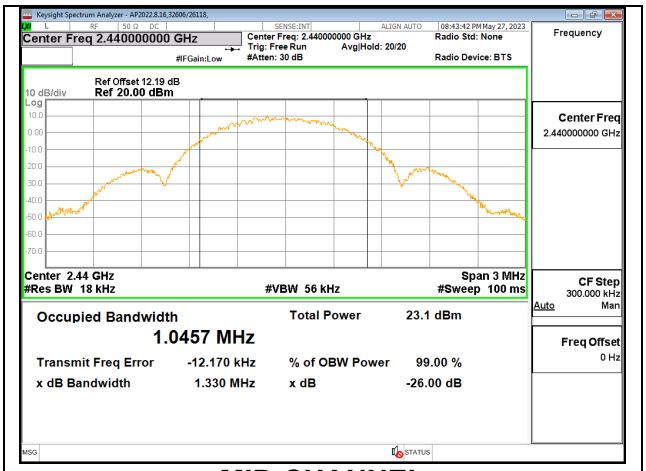


**MID CHANNEL**



UL VERIFICATION SERVICES INC.
47173 Benicia Street, Fremont, CA 94538; USA TEL:(510) 319-4000 FAX:(510) 661-0888
*This report shall not be reproduced except in full, without the written approval of UL Verification Services Inc.*

## 9.2.2. HIGH POWER BLE TXBF (1Mbps)

| Channel | Frequency (MHz) | 99% Bandwidth ANT 4 (MHz) | 99% Bandwidth ANT 3 (MHz) |
|---|---|---|---|
| Low | 2402 | 1.0449 | 1.0474 |
| Mid | 2440 | 1.0457 | 1.0456 |
| High | 2480 | 1.0434 | 1.0457 |

Note: Test procedures and setting are same as BLE normal mode.

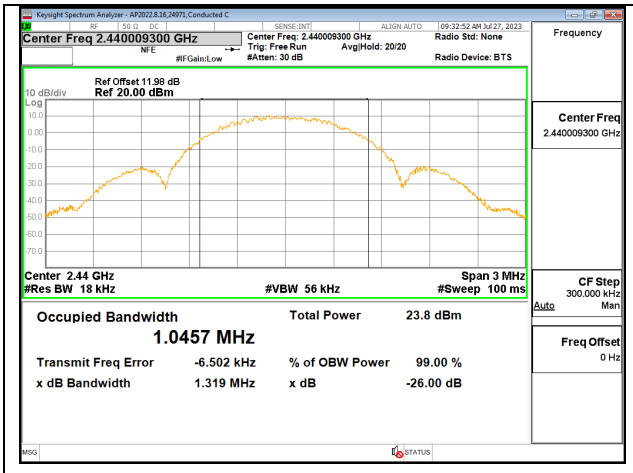


**MID CHANNEL ANT 4**

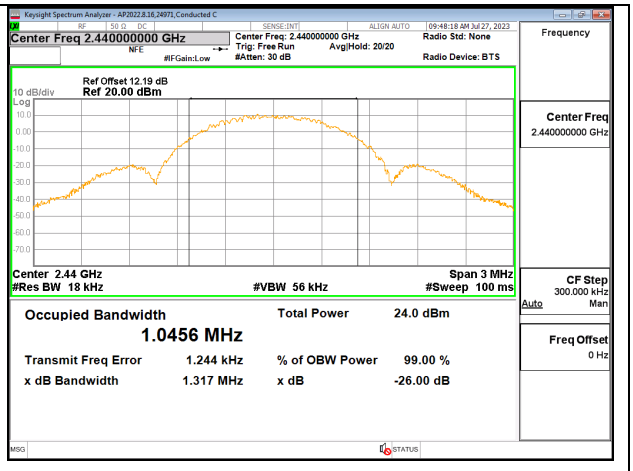


**MID CHANNEL ANT 3**



UL VERIFICATION SERVICES INC.
47173 Benicia Street, Fremont, CA 94538; USA TEL:(510) 319-4000 FAX:(510) 661-0888

*This report shall not be reproduced except in full, without the written approval of UL Verification Services Inc.*

## 9.2.3. HIGH POWER BLE (2Mbps)

**ANT 4**

| Channel | Frequency (MHz) | 99% Bandwidth (MHz) |
|---|---|---|
| Low | 2404 | 1.8826 |
| Middle | 2440 | 1.8819 |
| High | 2478 | 1.9132 |

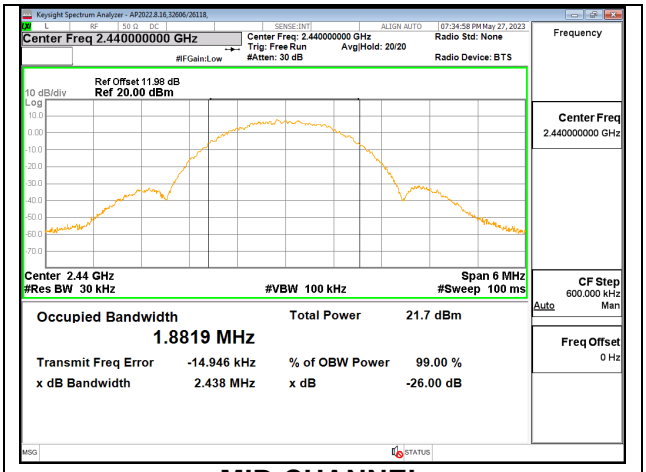


**MID CHANNEL**

**ANT 3**

| Channel | Frequency (MHz) | 99% Bandwidth (MHz) |
|---|---|---|
| Low | 2404 | 2.0837 |
| Middle | 2440 | 2.0830 |
| High | 2478 | 2.0837 |

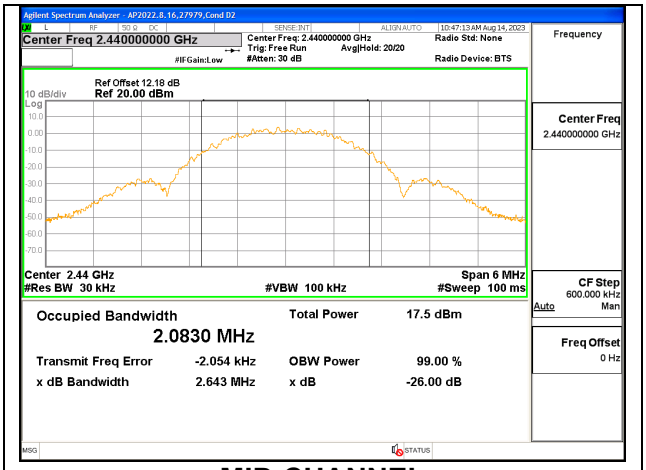


**MID CHANNEL**



UL VERIFICATION SERVICES INC.
47173 Benicia Street, Fremont, CA 94538; USA TEL:(510) 319-4000 FAX:(510) 661-0888
*This report shall not be reproduced except in full, without the written approval of UL Verification Services Inc.*

## 9.2.4. HIGH POWER BLE TXBF (2Mbps)

| Channel | Frequency (MHz) | 99% Bandwidth ANT 4 (MHz) | 99% Bandwidth ANT 3 (MHz) |
|---|---|---|---|
| Low | 2404 | 2.0750 | 2.0817 |
| Mid | 2440 | 2.0749 | 2.0815 |
| High | 2478 | 2.0773 | 2.0824 |

Note: Test procedures and setting are same as BLE normal mode.

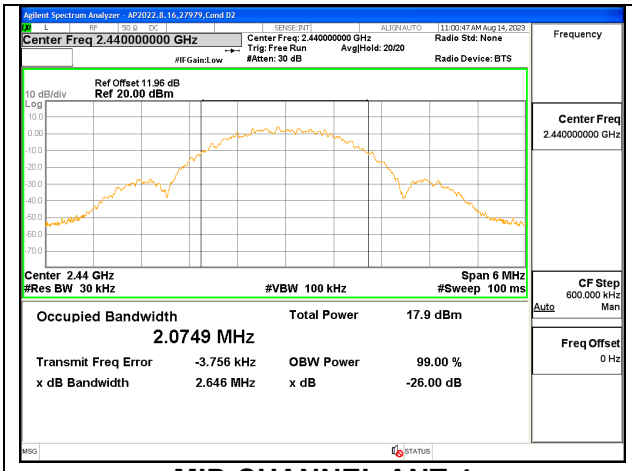


**MID CHANNEL ANT 4**

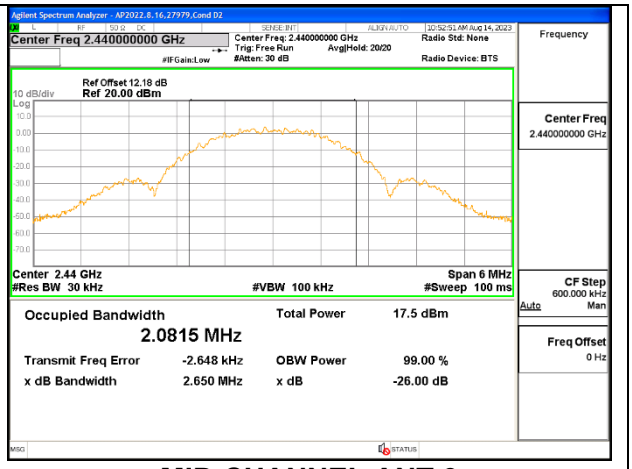


**MID CHANNEL ANT 3**



UL VERIFICATION SERVICES INC.
47173 Benicia Street, Fremont, CA 94538; USA TEL:(510) 319-4000 FAX:(510) 661-0888

*This report shall not be reproduced except in full, without the written approval of UL Verification Services Inc.*

## 9.3. 6 dB BANDWIDTH

**LIMITS**

FCC §15.407 (e)

RSS-247 5.2 (a)

The minimum 6 dB bandwidth shall be at least 500 kHz.

**RESULTS**

The 6dB bandwidth was measured for the narrowest bandwidth mode, High Power 1Mbps, to demonstrate compliance with the minimum required bandwidth of 500 kHz. Other modes were not tested as their bandwidth is greater than the High Power 1Mbps mode, as demonstrated by the 99% bandwidth measurements performed on all modes.

Only Mid channel plot is reported to show setting parameter complies with testing method/procedure.



UL VERIFICATION SERVICES INC.
47173 Benicia Street, Fremont, CA 94538; USA TEL:(510) 319-4000 FAX:(510) 661-0888
*This report shall not be reproduced except in full, without the written approval of UL Verification Services Inc.*

## 9.3.1. HIGH POWER BLE (1Mbps)

**ANT 4**

| Channel | Frequency (MHz) | 6 dB Bandwidth (MHz) | Minimum Limit (MHz) |
|---|---|---|---|
| Low | 2402 | 0.696 | 0.5 |
| Middle | 2440 | 0.726 | 0.5 |
| High | 2480 | 0.684 | 0.5 |

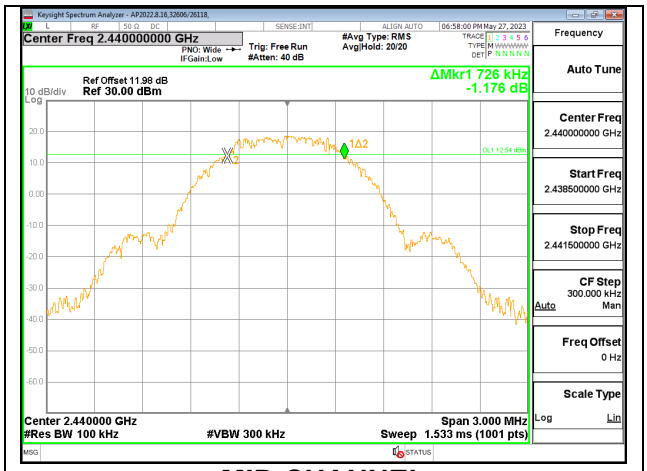


**MID CHANNEL**

**ANT 3**

| Channel | Frequency (MHz) | 6 dB Bandwidth (MHz) | Minimum Limit (MHz) |
|---|---|---|---|
| Low | 2402 | 0.711 | 0.5 |
| Middle | 2440 | 0.696 | 0.5 |
| High | 2480 | 0.702 | 0.5 |

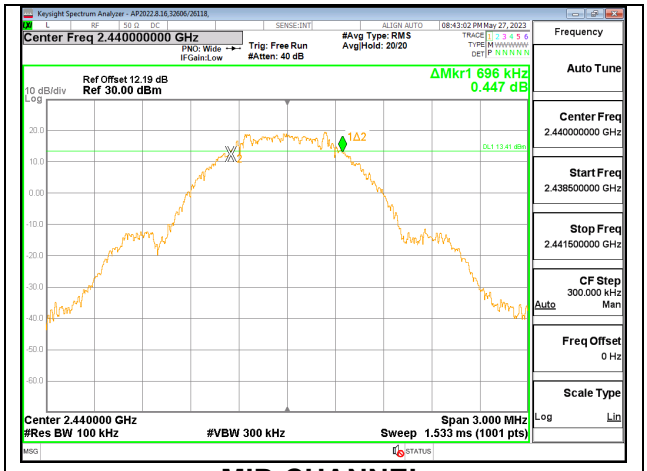


**MID CHANNEL**



UL VERIFICATION SERVICES INC.
47173 Benicia Street, Fremont, CA 94538; USA TEL:(510) 319-4000 FAX:(510) 661-0888
*This report shall not be reproduced except in full, without the written approval of UL Verification Services Inc.*

## 9.4. OUTPUT POWER

**LIMITS**

FCC §15.247 (b) (3)

RSS-247 5.4 (d)

The maximum antenna gain is less than or equal to 6 dBi, therefore the limit is 30 dBm.

**TEST PROCEDURE**

Measurements perform using a wideband RF power meter.

The power output was measured on the EUT antenna port using SMA cable with 10dB attenuator connected to a power meter via wideband peak power sensor. Peak output power was read directly from the power meter.

**DIRECTIONAL ANTENNA GAIN**

For 1 TX:
There is only one transmitter output therefore the directional gain is equal to the antenna gain.

For 2TX:

Tx chains are correlated for power and PSD due to the device supporting Beamforming mode. The directional gains are as follows:

| Band (GHz) | ANT 4 Antenna Gain (dBi) | ANT 3 Antenna Gain (dBi) | Uncorrelated Chains Directional Gain (dBi) | Correlated Chains Directional Gain (dBi) |
|---|---|---|---|---|
| 2.4 | -1.7 | -1.0 | -1.34 | 1.67 |

**DIRECTIONAL GAIN CALCULATION:**

ANSI C63.10-2013 section 14.4.3

Uncorrelated directional gain=10*LOG((10^(Ant1/10)+10^(Ant2/10))/2)
Correlated directional Gain=10*LOG(((10^(Ant1/20)+10^(Ant2/20))^2)/2)

Sample Calculation:

Ant4 = -1.7, Ant3 = -1.0

Uncorrelated Antenna gain=10log[(10^(-1.8/10)+10^(0.6/10))/2]=-1.34dBi
Correlated Antenna gain=10log[(10^(-1.8/20)+10^(0.6/20))^2)/2]=1.67dBi

**RESULTS**


UL VERIFICATION SERVICES INC.
47173 Benicia Street, Fremont, CA 94538; USA TEL:(510) 319-4000 FAX:(510) 661-0888
*This report shall not be reproduced except in full, without the written approval of UL Verification Services Inc.*

## 9.4.1. HIGH POWER BLE (1Mbps)

**ANT 4**

| | |
|---|---|
| **Tested By:** | 24971 |
| **Date:** | 7/27/2023 |

| Channel | Frequency (MHz) | Peak Power Reading (dBm) | Limit (dBm) | Margin (dB) |
|---|---|---|---|---|
| Low | 2402 | 20.86 | 30 | -9.14 |
| Middle | 2440 | 20.49 | 30 | -9.51 |
| High | 2480 | 20.78 | 30 | -9.22 |

**ANT 3**

| | |
|---|---|
| **Tested By:** | 24971 |
| **Date:** | 7/27/2023 |

| Channel | Frequency (MHz) | Peak Power Reading (dBm) | Limit (dBm) | Margin (dB) |
|---|---|---|---|---|
| Low | 2402 | 21.02 | 30 | -8.98 |
| Middle | 2440 | 21.32 | 30 | -8.68 |
| High | 2480 | 21.20 | 30 | -8.80 |

## 9.4.2. HIGH POWER BLE TXBF (1Mbps)

**ANT 4 + ANT 3**

| | |
|---|---|
| **Tested By:** | 24971 |
| **Date:** | 7/27/2023 |

| Channel | Frequency (MHz) | Output Power ANT 4 (dBm) | Output Power ANT 3 (dBm) | Total Power (dBm) | Limit (dBm) | Margin (dB) |
|---|---|---|---|---|---|---|
| Low | 2402 | 20.66 | 21.01 | 23.85 | 30 | -6.15 |
| Middle | 2440 | 20.81 | 21.37 | 24.11 | 30 | -5.89 |
| High | 2480 | 20.74 | 21.13 | 23.95 | 30 | -6.05 |


UL VERIFICATION SERVICES INC.
47173 Benicia Street, Fremont, CA 94538; USA TEL:(510) 319-4000 FAX:(510) 661-0888
*This report shall not be reproduced except in full, without the written approval of UL Verification Services Inc.*

## 9.4.3. HIGH POWER BLE (2Mbps)

**ANT 4**

| | |
|---|---|
| **Tested By:** | 24971 |
| **Date:** | 7/27/2023 |

| Channel | Frequency (MHz) | Peak Power Reading (dBm) | Limit (dBm) | Margin (dB) |
|---|---|---|---|---|
| Low | 2404 | 21.04 | 30 | -8.96 |
| Middle | 2440 | 20.97 | 30 | -9.03 |
| High | 2478 | 21.28 | 30 | -8.72 |

**ANT 3**

| | |
|---|---|
| **Tested By:** | 24971 |
| **Date:** | 7/27/2023 |

| Channel | Frequency (MHz) | Peak Power Reading (dBm) | Limit (dBm) | Margin (dB) |
|---|---|---|---|---|
| Low | 2404 | 21.24 | 30 | -8.76 |
| Middle | 2440 | 21.46 | 30 | -8.54 |
| High | 2478 | 21.31 | 30 | -8.69 |

## 9.4.4. HIGH POWER BLE TXBF (2Mbps)

**ANT 4 + ANT 3**

| | |
|---|---|
| **Tested By:** | 24971 |
| **Date:** | 7/27/2023 |

| Channel | Frequency (MHz) | Output Power ANT 4 (dBm) | Output Power ANT 3 (dBm) | Total Power (dBm) | Limit (dBm) | Margin (dB) |
|---|---|---|---|---|---|---|
| Low | 2404 | 20.83 | 21.44 | 24.16 | 30 | -5.84 |
| Middle | 2440 | 21.15 | 21.64 | 24.41 | 30 | -5.59 |
| High | 2478 | 20.82 | 21.26 | 24.06 | 30 | -5.94 |


UL VERIFICATION SERVICES INC.
47173 Benicia Street, Fremont, CA 94538; USA TEL:(510) 319-4000 FAX:(510) 661-0888
*This report shall not be reproduced except in full, without the written approval of UL Verification Services Inc.*

## 9.4.5. LOW POWER BLE (1Mbps)

**ANT 4**

| | |
|---|---|
| **Tested By:** | 24971 |
| **Date:** | 7/27/2023 |

| Channel | Frequency (MHz) | Peak Power Reading (dBm) | Limit (dBm) | Margin (dB) |
|---|---|---|---|---|
| Low | 2402 | 11.77 | 30 | -18.23 |
| Middle | 2440 | 11.82 | 30 | -18.18 |
| High | 2480 | 11.94 | 30 | -18.06 |

**ANT 3**

| | |
|---|---|
| **Tested By:** | 24971 |
| **Date:** | 7/27/2023 |

| Channel | Frequency (MHz) | Peak Power Reading (dBm) | Limit (dBm) | Margin (dB) |
|---|---|---|---|---|
| Low | 2402 | 11.86 | 30 | -18.14 |
| Middle | 2440 | 11.89 | 30 | -18.11 |
| High | 2480 | 11.62 | 30 | -18.38 |

## 9.4.6. LOW POWER BLE TXBF (1Mbps)

**ANT 4 + ANT 3**

| | |
|---|---|
| **Tested By:** | 24971 |
| **Date:** | 7/27/2023 |

| Channel | Frequency (MHz) | Output Power ANT 4 (dBm) | Output Power ANT 3 (dBm) | Total Power (dBm) | Limit (dBm) | Margin (dB) |
|---|---|---|---|---|---|---|
| Low | 2402 | 11.88 | 11.86 | 14.88 | 30 | -15.12 |
| Middle | 2440 | 11.99 | 11.95 | 14.98 | 30 | -15.02 |
| High | 2480 | 11.94 | 11.76 | 14.86 | 30 | -15.14 |


UL VERIFICATION SERVICES INC.
47173 Benicia Street, Fremont, CA 94538; USA TEL:(510) 319-4000 FAX:(510) 661-0888
*This report shall not be reproduced except in full, without the written approval of UL Verification Services Inc.*

## 9.4.7. LOW POWER BLE (2Mbps)

**ANT 4**

| | |
|---|---|
| **Tested By:** | 24971 |
| **Date:** | 7/27/2023 |

| Channel | Frequency (MHz) | Peak Power Reading (dBm) | Limit (dBm) | Margin (dB) |
|---|---|---|---|---|
| Low | 2404 | 11.89 | 30 | -18.11 |
| Middle | 2440 | 11.88 | 30 | -18.12 |
| High | 2478 | 11.95 | 30 | -18.05 |

**ANT 3**

| | |
|---|---|
| **Tested By:** | 24971 |
| **Date:** | 7/27/2023 |

| Channel | Frequency (MHz) | Peak Power Reading (dBm) | Limit (dBm) | Margin (dB) |
|---|---|---|---|---|
| Low | 2404 | 11.73 | 30 | -18.27 |
| Middle | 2440 | 11.95 | 30 | -18.05 |
| High | 2478 | 11.62 | 30 | -18.38 |

## 9.4.8. LOW POWER BLE TXBF (2Mbps)

**ANT 4 + ANT 3**

| | |
|---|---|
| **Tested By:** | 24971 |
| **Date:** | 7/27/2023 |

| Channel | Frequency (MHz) | Output Power ANT 4 (dBm) | Output Power ANT 3 (dBm) | Total Power (dBm) | Limit (dBm) | Margin (dB) |
|---|---|---|---|---|---|---|
| Low | 2404 | 11.91 | 11.63 | 14.78 | 30 | -15.22 |
| Middle | 2440 | 11.99 | 11.98 | 15.00 | 30 | -15.00 |
| High | 2478 | 11.82 | 11.69 | 14.77 | 30 | -15.23 |


UL VERIFICATION SERVICES INC.
47173 Benicia Street, Fremont, CA 94538; USA TEL:(510) 319-4000 FAX:(510) 661-0888
*This report shall not be reproduced except in full, without the written approval of UL Verification Services Inc.*

## 9.5. AVERAGE POWER

**LIMITS**

None; for reporting purposes only.

**TEST PROCEDURE**

Measurements perform using a wideband RF power meter.

The power output was measured on the EUT antenna port using SMA cable with 10dB attenuator connected to a power meter via wideband average power sensor. Gated average output power was read directly from power meter.

**RESULTS**


UL VERIFICATION SERVICES INC.
47173 Benicia Street, Fremont, CA 94538; USA TEL:(510) 319-4000 FAX:(510) 661-0888
*This report shall not be reproduced except in full, without the written approval of UL Verification Services Inc.*

## 9.5.1. HIGH POWER BLE (1Mbps)

**ANT 4**

| | |
|---|---|
| **Tested By:** | 24971 |
| **Date:** | 7/27/2023 |

| Channel | Frequency (MHz) | AV power (dBm) |
|---|---|---|
| Low | 2402 | 20.49 |
| Middle | 2440 | 20.09 |
| High | 2480 | 20.44 |

**ANT 3**

| | |
|---|---|
| **Tested By:** | 24971 |
| **Date:** | 7/27/2023 |

| Channel | Frequency (MHz) | AV power (dBm) |
|---|---|---|
| Low | 2402 | 20.65 |
| Middle | 2440 | 20.99 |
| High | 2480 | 20.87 |

## 9.5.2. HIGH POWER BLE TXBF (1Mbps)

**ANT 4 + ANT 3**

| | |
|---|---|
| **Tested By:** | 24971 |
| **Date:** | 7/27/2023 |

| Channel | Frequency (MHz) | Average Power ANT 4 (dBm) | Average Power ANT 3 (dBm) | Total Power (dBm) |
|---|---|---|---|---|
| Low | 2402 | 20.29 | 20.66 | 23.49 |
| Middle | 2440 | 20.47 | 20.99 | 23.75 |
| High | 2480 | 20.34 | 20.75 | 23.56 |


UL VERIFICATION SERVICES INC.
47173 Benicia Street, Fremont, CA 94538; USA TEL:(510) 319-4000 FAX:(510) 661-0888
*This report shall not be reproduced except in full, without the written approval of UL Verification Services Inc.*

## 9.5.3. HIGH POWER BLE (2Mbps)

**ANT 4**

| | |
|---|---|
| **Tested By:** | 24971 |
| **Date:** | 7/27/2023 |

| Channel | Frequency (MHz) | AV power (dBm) |
|---|---|---|
| Low | 2404 | 20.28 |
| Middle | 2440 | 20.27 |
| High | 2478 | 20.45 |

**ANT 3**

| | |
|---|---|
| **Tested By:** | 24971 |
| **Date:** | 7/27/2023 |

| Channel | Frequency (MHz) | AV power (dBm) |
|---|---|---|
| Low | 2404 | 20.79 |
| Middle | 2440 | 20.99 |
| High | 2478 | 20.81 |

## 9.5.4. HIGH POWER BLE TXBF (2Mbps)

**ANT 4 + ANT 3**

| | |
|---|---|
| **Tested By:** | 24971 |
| **Date:** | 7/27/2023 |

| Channel | Frequency (MHz) | Average Power ANT 4 (dBm) | Average Power ANT 3 (dBm) | Total Power (dBm) |
|---|---|---|---|---|
| Low | 2404 | 20.26 | 20.72 | 23.51 |
| Middle | 2440 | 20.49 | 20.98 | 23.75 |
| High | 2478 | 20.27 | 20.64 | 23.47 |


UL VERIFICATION SERVICES INC.
47173 Benicia Street, Fremont, CA 94538; USA TEL:(510) 319-4000 FAX:(510) 661-0888
*This report shall not be reproduced except in full, without the written approval of UL Verification Services Inc.*

## 9.5.5. LOW POWER BLE (1Mbps)

**ANT 4**

| | |
|---|---|
| **Tested By:** | 24971 |
| **Date:** | 7/27/2023 |

| Channel | Frequency (MHz) | AV power (dBm) |
|---|---|---|
| Low | 2402 | 11.28 |
| Middle | 2440 | 11.23 |
| High | 2480 | 11.41 |

**ANT 3**

| | |
|---|---|
| **Tested By:** | 24971 |
| **Date:** | 7/27/2023 |

| Channel | Frequency (MHz) | AV power (dBm) |
|---|---|---|
| Low | 2402 | 11.38 |
| Middle | 2440 | 11.47 |
| High | 2480 | 11.21 |

## 9.5.6. LOW POWER BLE TXBF (1Mbps)

**ANT 4 + ANT 3**

| | |
|---|---|
| **Tested By:** | 24971 |
| **Date:** | 7/27/2023 |

| Channel | Frequency (MHz) | Average Power ANT 4 (dBm) | Average Power ANT 3 (dBm) | Total Power (dBm) |
|---|---|---|---|---|
| Low | 2402 | 11.38 | 11.31 | 14.36 |
| Middle | 2440 | 11.48 | 11.49 | 14.50 |
| High | 2480 | 11.44 | 11.21 | 14.34 |


UL VERIFICATION SERVICES INC.
47173 Benicia Street, Fremont, CA 94538; USA TEL:(510) 319-4000 FAX:(510) 661-0888
*This report shall not be reproduced except in full, without the written approval of UL Verification Services Inc.*

## 9.5.7. LOW POWER BLE (2Mbps)

**ANT 4**

| | |
|---|---|
| **Tested By:** | 24971 |
| **Date:** | 7/27/2023 |

| Channel | Frequency (MHz) | AV power (dBm) |
|---|---|---|
| Low | 2404 | 11.43 |
| Middle | 2440 | 11.41 |
| High | 2478 | 11.47 |

**ANT 3**

| | |
|---|---|
| **Tested By:** | 24971 |
| **Date:** | 7/27/2023 |

| Channel | Frequency (MHz) | AV power (dBm) |
|---|---|---|
| Low | 2404 | 11.24 |
| Middle | 2440 | 11.47 |
| High | 2478 | 11.11 |

## 9.5.8. LOW POWER BLE TXBF (2Mbps)

**ANT 4 + ANT 3**

| | |
|---|---|
| **Tested By:** | 24971 |
| **Date:** | 7/27/2023 |

| Channel | Frequency (MHz) | Average Power ANT 4 (dBm) | Average Power ANT 3 (dBm) | Total Power (dBm) |
|---|---|---|---|---|
| Low | 2404 | 11.21 | 11.14 | 14.19 |
| Middle | 2440 | 11.41 | 11.38 | 14.41 |
| High | 2478 | 11.31 | 11.19 | 14.26 |


UL VERIFICATION SERVICES INC.
47173 Benicia Street, Fremont, CA 94538; USA TEL:(510) 319-4000 FAX:(510) 661-0888
*This report shall not be reproduced except in full, without the written approval of UL Verification Services Inc.*

## 9.6. POWER SPECTRAL DENSITY

**LIMITS**

FCC §15.247 (e)

RSS-247 (5.2) (b)

The power spectral density conducted from the transmitter to the antenna shall not be greater than 8 dBm in any 3 kHz band during any time interval of continuous transmission.

**RESULTS**

Only Mid channel plot is reported to show setting parameter complies with testing method/procedure.

Only High-Power modes result is reported, it covers all Low Power modes.



UL VERIFICATION SERVICES INC.
47173 Benicia Street, Fremont, CA 94538; USA TEL:(510) 319-4000 FAX:(510) 661-0888
*This report shall not be reproduced except in full, without the written approval of UL Verification Services Inc.*

## 9.6.1. HIGH POWER BLE (1Mbps)

**ANT 4**

| Channel | Frequency (MHz) | PSD (dBm/3kHz) | Limit (dBm/3kHz) | Margin (dB) |
|---|---|---|---|---|
| Low | 2402 | 2.643 | 8 | -5.36 |
| Middle | 2440 | 2.675 | 8 | -5.33 |
| High | 2480 | 2.820 | 8 | -5.18 |

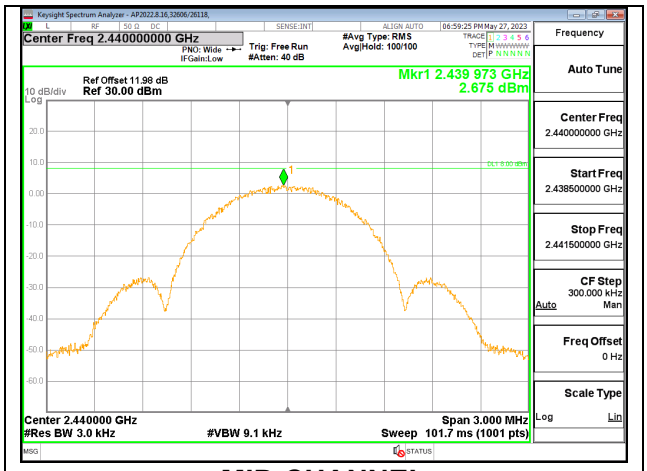


**MID CHANNEL**

**ANT 3**

| Channel | Frequency (MHz) | PSD (dBm/3kHz) | Limit (dBm/3kHz) | Margin (dB) |
|---|---|---|---|---|
| Low | 2402 | 2.644 | 8 | -5.36 |
| Middle | 2440 | 2.780 | 8 | -5.22 |
| High | 2480 | 2.808 | 8 | -5.19 |

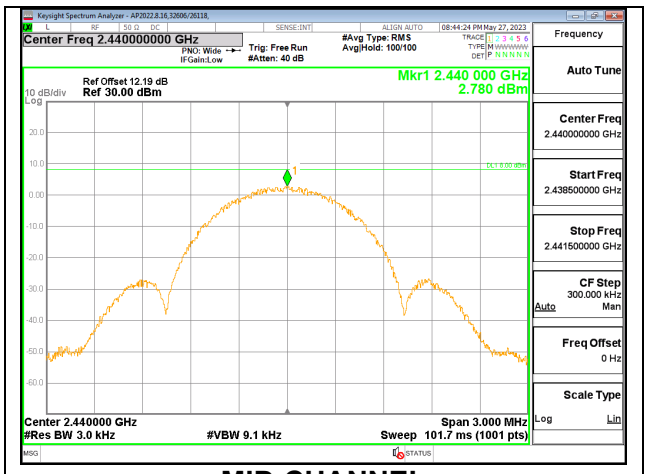


**MID CHANNEL**



UL VERIFICATION SERVICES INC.
47173 Benicia Street, Fremont, CA 94538; USA TEL:(510) 319-4000 FAX:(510) 661-0888
*This report shall not be reproduced except in full, without the written approval of UL Verification Services Inc.*

## 9.6.2. HIGH POWER BLE TXBF (1Mbps)

| Duty Cycle CF (dB) | 0.00 | Included in Calculations of Corr'd PSD |
|---|---|---|

**PSD Results**

| Channel | Frequency (MHz) | ANT 4 Meas (dBm/ 3kHz) | ANT 3 Meas (dBm/ 3kHz) | Total Corr'd PSD (dBm/ 3kHz) | Limit (dBm/ 3kHz) | Margin (dB) |
|---|---|---|---|---|---|---|
| Low | 2402 | 3.298 | 3.240 | 6.28 | 8.0 | -1.7 |
| Mid | 2440 | 3.484 | 3.728 | 6.62 | 8.0 | -1.4 |
| Hjigh | 2480 | 3.376 | 2.880 | 6.15 | 8.0 | -1.9 |

Note: Test procedures and setting are same as BLE normal mode.

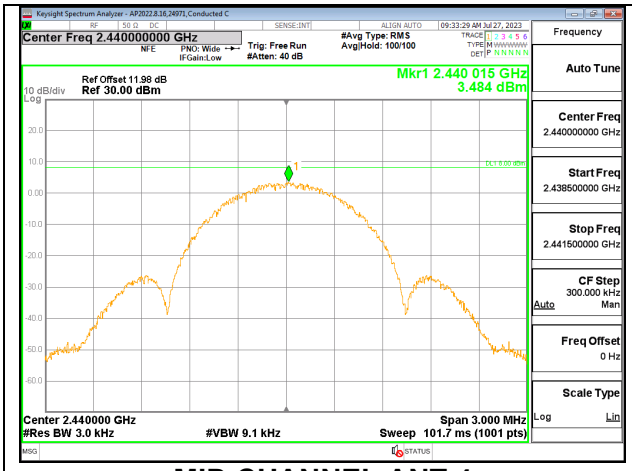


**MID CHANNEL ANT 4**

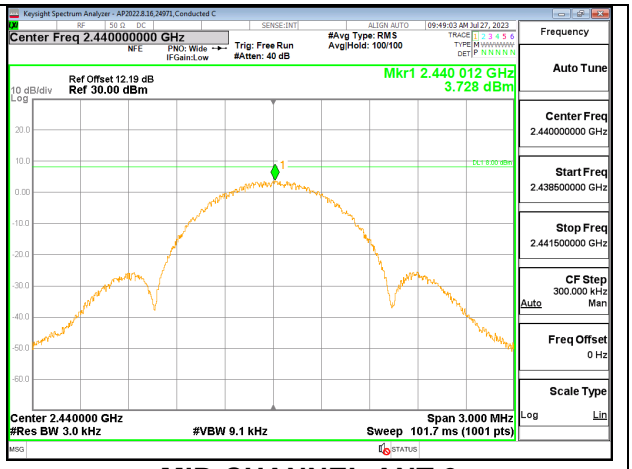


**MID CHANNEL ANT 3**



UL VERIFICATION SERVICES INC.
47173 Benicia Street, Fremont, CA 94538; USA TEL:(510) 319-4000 FAX:(510) 661-0888
*This report shall not be reproduced except in full, without the written approval of UL Verification Services Inc.*

## 9.6.3. HIGH POWER BLE (2Mbps)

**ANT 4**

| Channel | Frequency (MHz) | PSD (dBm/3kHz) | Limit (dBm/3kHz) | Margin (dB) |
|---|---|---|---|---|
| Low | 2404 | -2.640 | 8 | -10.64 |
| Middle | 2440 | -2.724 | 8 | -10.72 |
| High | 2478 | -2.344 | 8 | -10.34 |

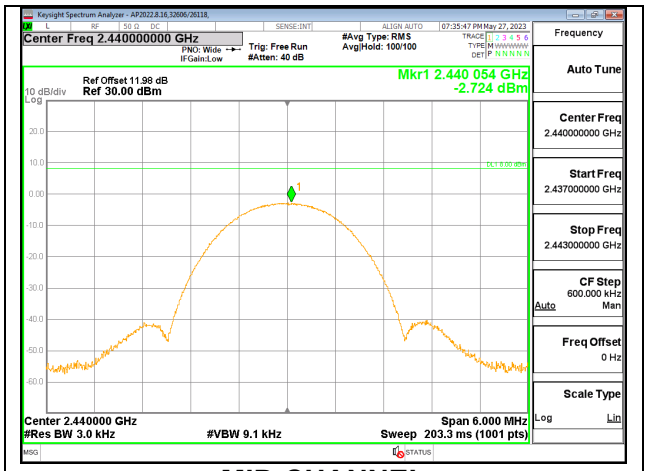


**MID CHANNEL**

**ANT 3**

| Channel | Frequency (MHz) | PSD (dBm/3kHz) | Limit (dBm/3kHz) | Margin (dB) |
|---|---|---|---|---|
| Low | 2404 | -2.452 | 8 | -10.45 |
| Middle | 2440 | -2.629 | 8 | -10.63 |
| High | 2478 | -2.700 | 8 | -10.70 |

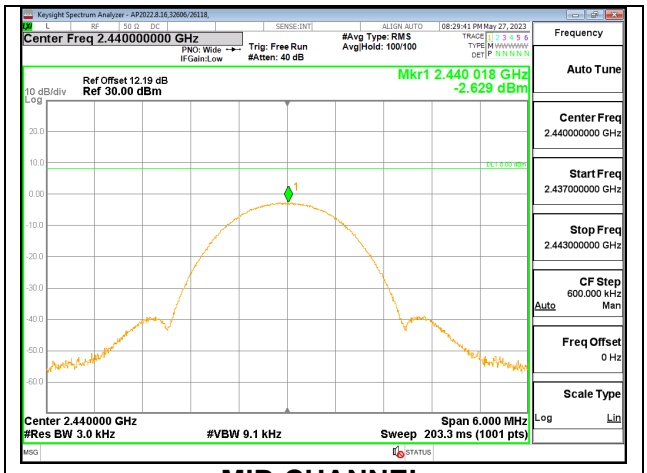


**MID CHANNEL**



UL VERIFICATION SERVICES INC.
47173 Benicia Street, Fremont, CA 94538; USA TEL:(510) 319-4000 FAX:(510) 661-0888
*This report shall not be reproduced except in full, without the written approval of UL Verification Services Inc.*

## 9.6.4. HIGH POWER BLE TXBF (2Mbps)

| Duty Cycle CF (dB) | 0.00 | Included in Calculations of Corr'd PSD |
|---|---|---|

**PSD Results**

| Channel | Frequency (MHz) | ANT 4 Meas (dBm/ 3kHz) | ANT 3 Meas (dBm/ 3kHz) | Total Corr'd PSD (dBm/ 3kHz) | Limit (dBm/ 3kHz) | Margin (dB) |
|---|---|---|---|---|---|---|
| Low | 2404 | -1.617 | -2.106 | 1.16 | 8.0 | -6.8 |
| Mid | 2440 | -2.084 | -1.389 | 1.29 | 8.0 | -6.7 |
| Hjigh | 2478 | -1.911 | -2.044 | 1.03 | 8.0 | -7.0 |

Note: Test procedures and setting are same as BLE normal mode.

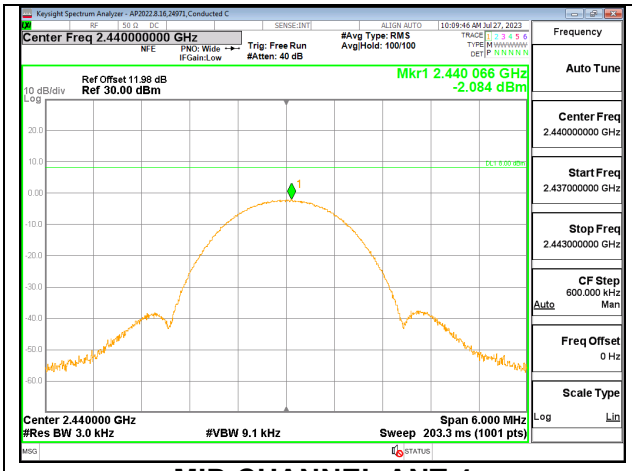


MID CHANNEL ANT 4

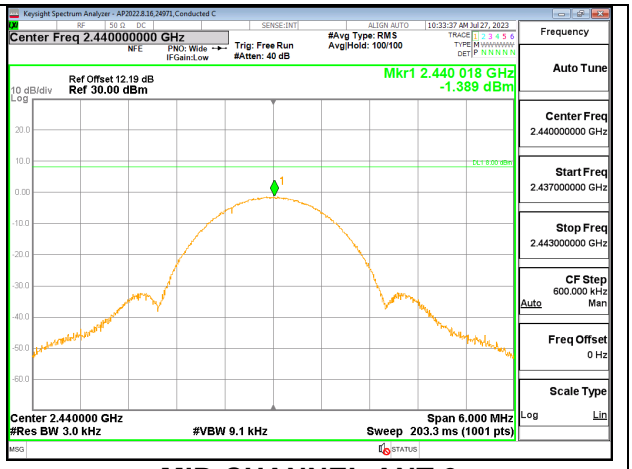


MID CHANNEL ANT 3



UL VERIFICATION SERVICES INC.
47173 Benicia Street, Fremont, CA 94538; USA TEL:(510) 319-4000 FAX:(510) 661-0888

*This report shall not be reproduced except in full, without the written approval of UL Verification Services Inc.*

## 9.7. CONDUCTED SPURIOUS EMISSIONS

**LIMITS**

FCC §15.247 (d)

RSS-247 5.5

Output power was measured based on the use of a peak measurement, therefore the required attenuation is 20 dBc.

Note: Test procedures and setting are same as BLE normal mode.

**RESULTS**



UL VERIFICATION SERVICES INC.
47173 Benicia Street, Fremont, CA 94538; USA TEL:(510) 319-4000 FAX:(510) 661-0888
*This report shall not be reproduced except in full, without the written approval of UL Verification Services Inc.*

## 9.7.1. HIGH POWER BLE (1Mbps)

**ANT 4**

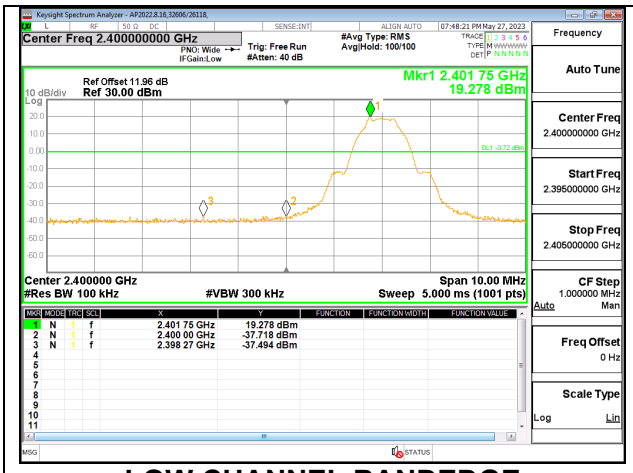


**LOW CHANNEL BANDEDGE**

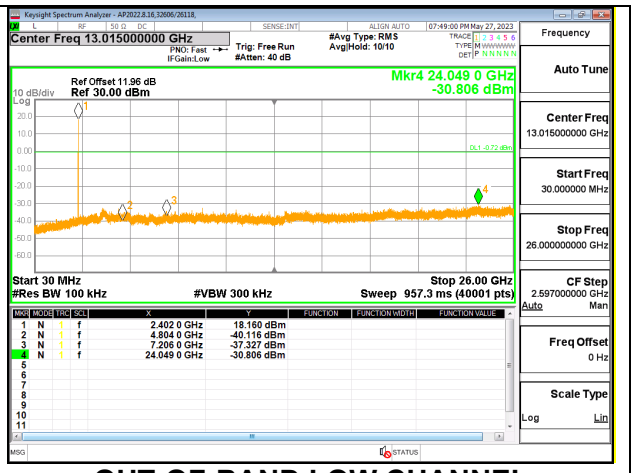


**OUT-OF-BAND LOW CHANNEL**

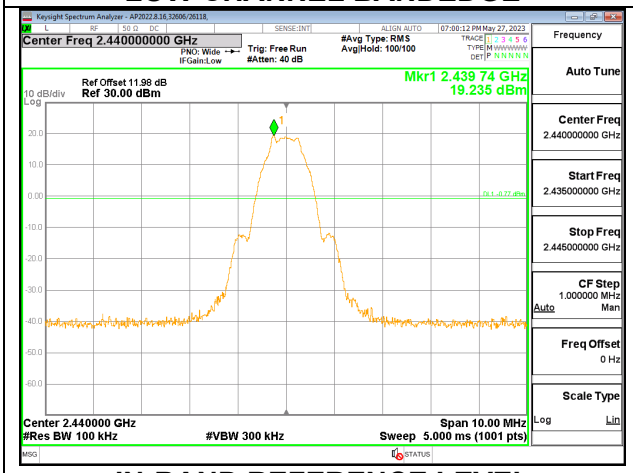


**IN-BAND REFERENCE LEVEL**

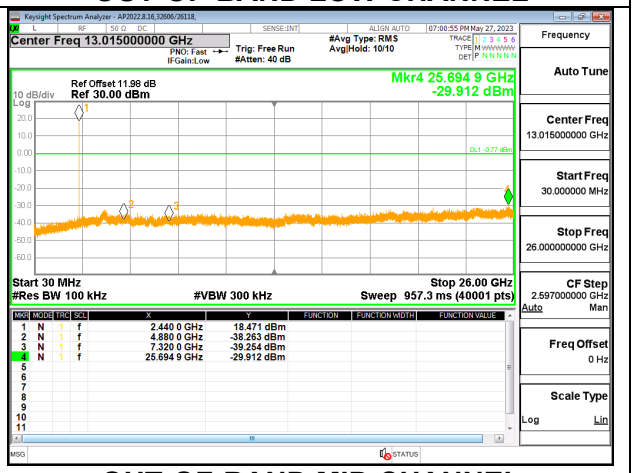


**OUT-OF-BAND MID CHANNEL**

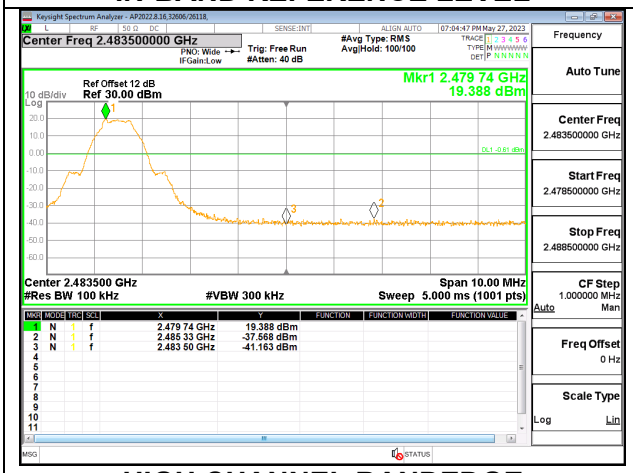


**HIGH CHANNEL BANDEDGE**

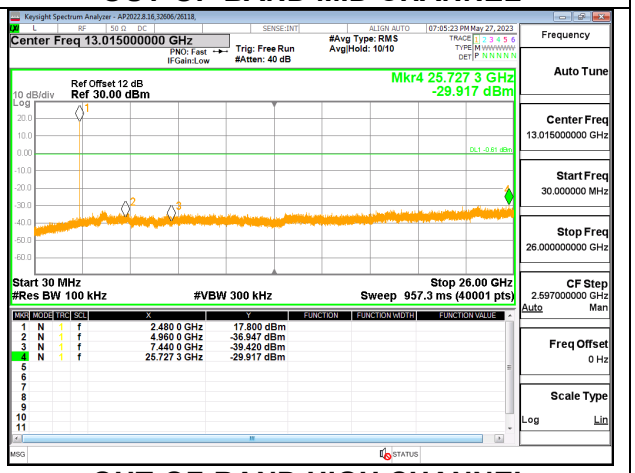


**OUT-OF-BAND HIGH CHANNEL**



UL VERIFICATION SERVICES INC.
47173 Benicia Street, Fremont, CA 94538; USA TEL:(510) 319-4000 FAX:(510) 661-0888

*This report shall not be reproduced except in full, without the written approval of UL Verification Services Inc.*

## ANT 3

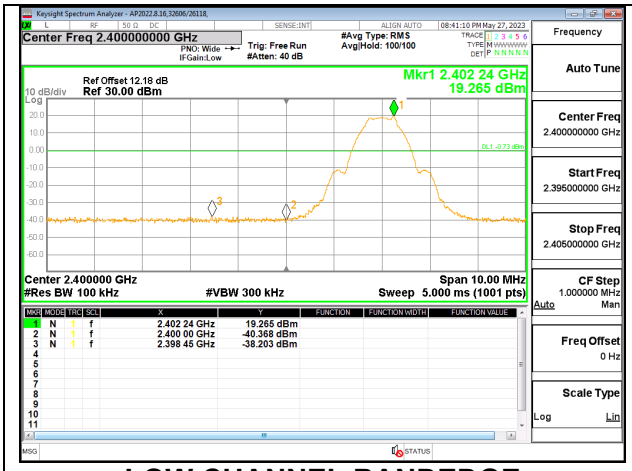


LOW CHANNEL BANDEDGE

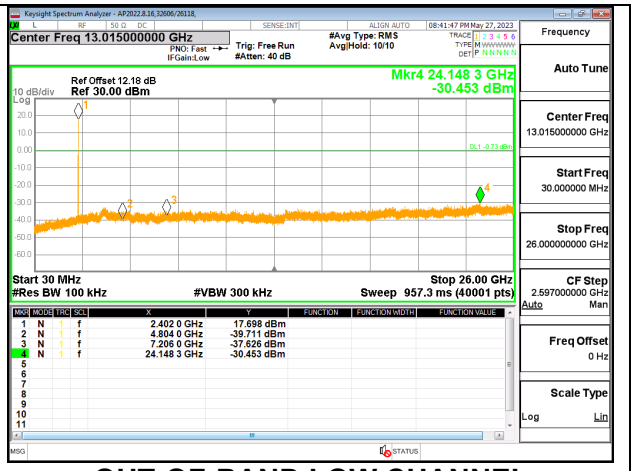


OUT-OF-BAND LOW CHANNEL

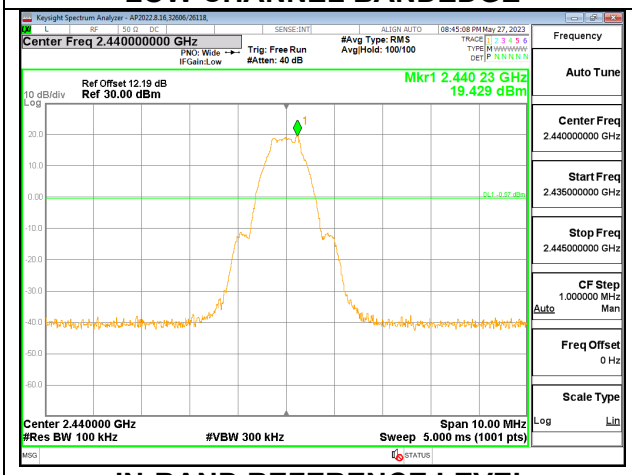


IN-BAND REFERENCE LEVEL

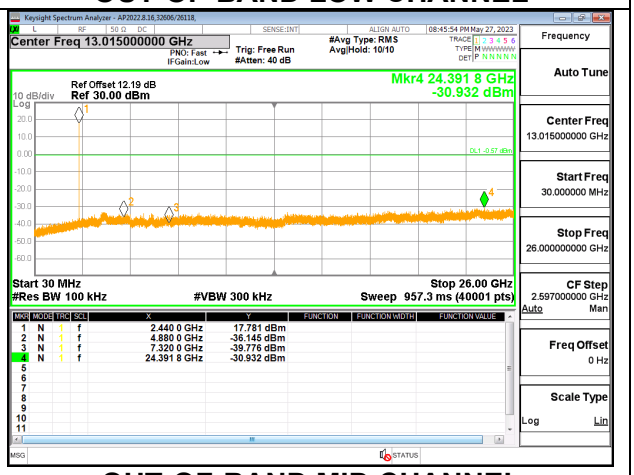


OUT-OF-BAND MID CHANNEL

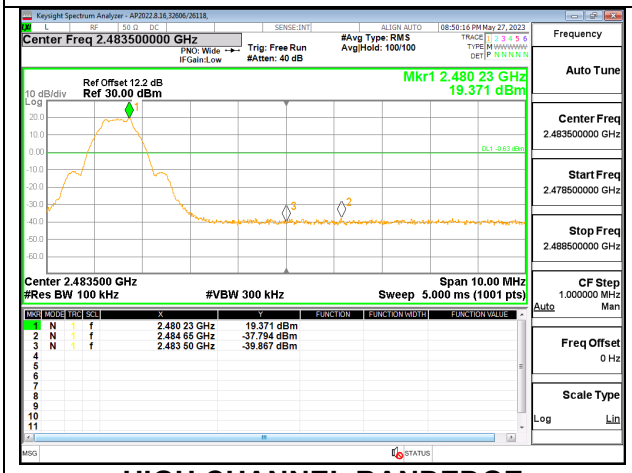


HIGH CHANNEL BANDEDGE

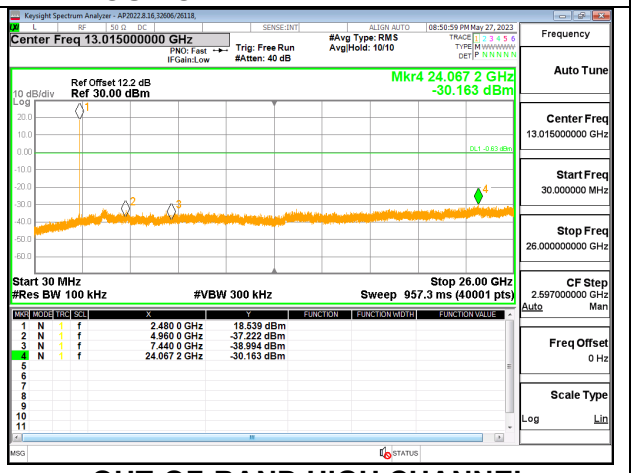


OUT-OF-BAND HIGH CHANNEL



UL VERIFICATION SERVICES INC.
47173 Benicia Street, Fremont, CA 94538; USA TEL:(510) 319-4000 FAX:(510) 661-0888

*This report shall not be reproduced except in full, without the written approval of UL Verification Services Inc.*

## 9.7.2. HIGH POWER BLE TXBF (1Mbps)

Note: Test procedures and setting are same as BLE normal mode.

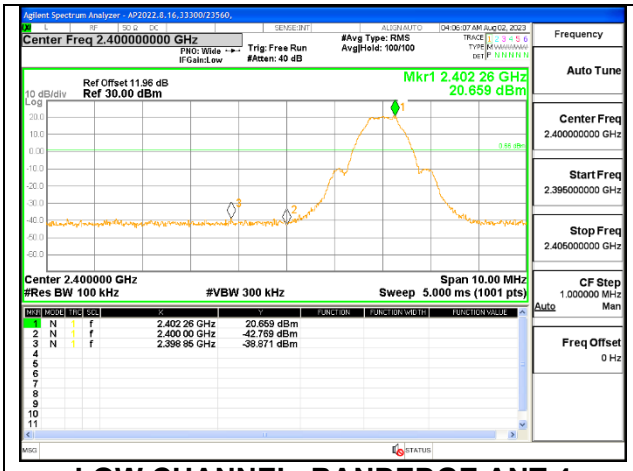


LOW CHANNEL, BANDEDGE ANT 4

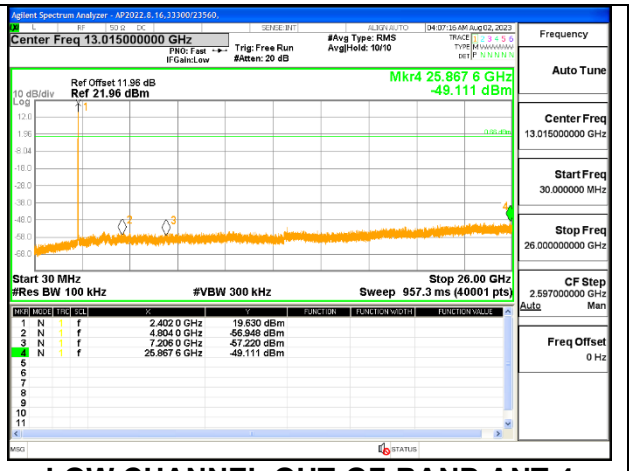


LOW CHANNEL OUT-OF-BAND ANT 4

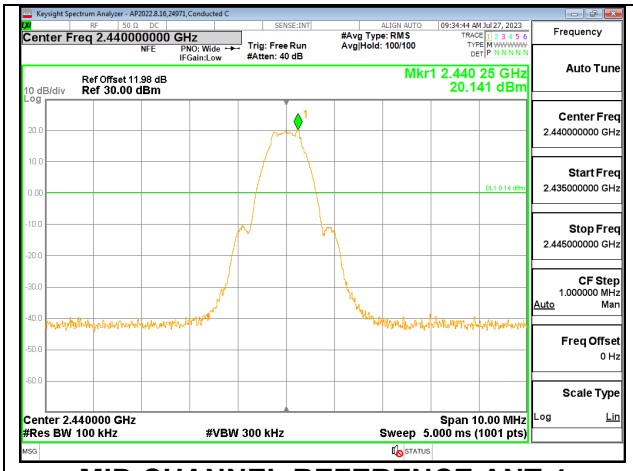


MID CHANNEL REFERENCE ANT 4

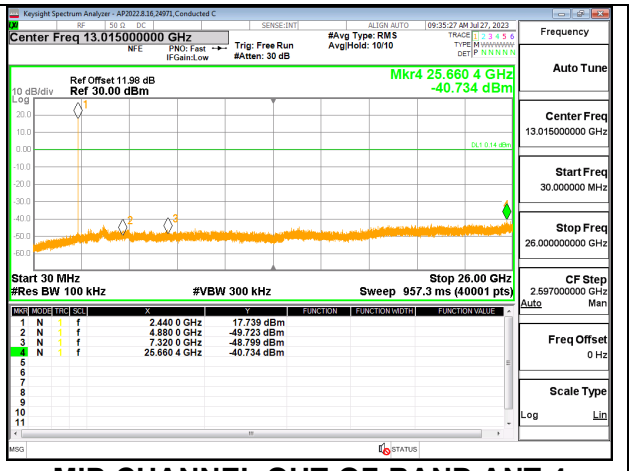


MID CHANNEL OUT-OF-BAND ANT 4

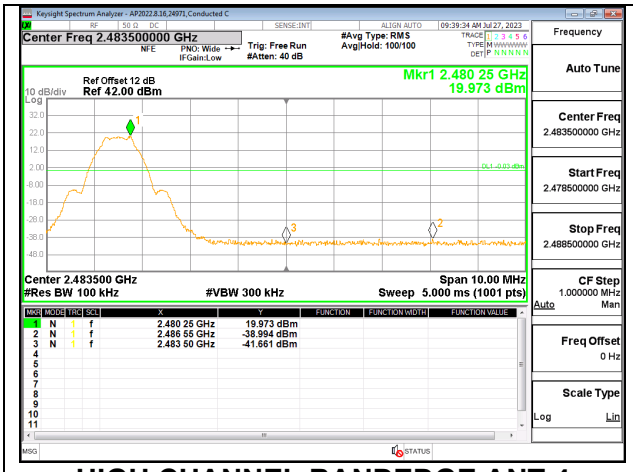


HIGH CHANNEL BANDEDGE ANT 4

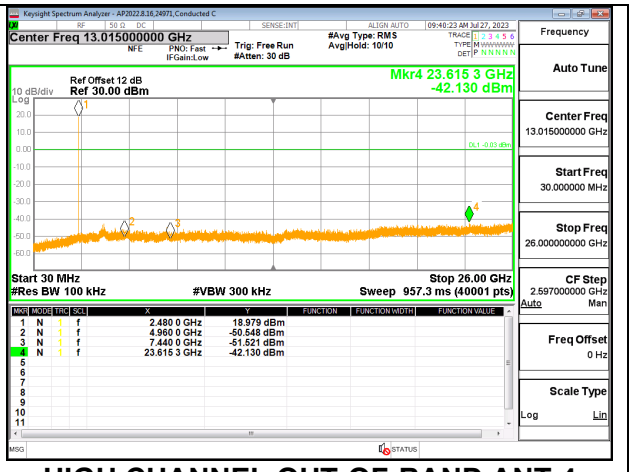


HIGH CHANNEL OUT-OF-BAND ANT 4



UL VERIFICATION SERVICES INC.
47173 Benicia Street, Fremont, CA 94538; USA TEL:(510) 319-4000 FAX:(510) 661-0888

*This report shall not be reproduced except in full, without the written approval of UL Verification Services Inc.*

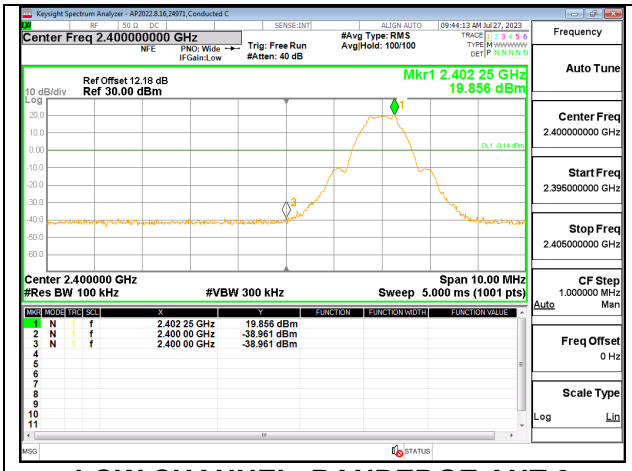


LOW CHANNEL, BANDEDGE ANT 3

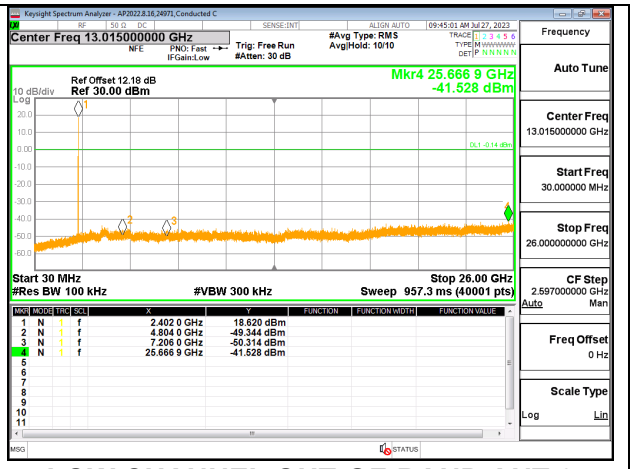


LOW CHANNEL OUT-OF-BAND ANT 3

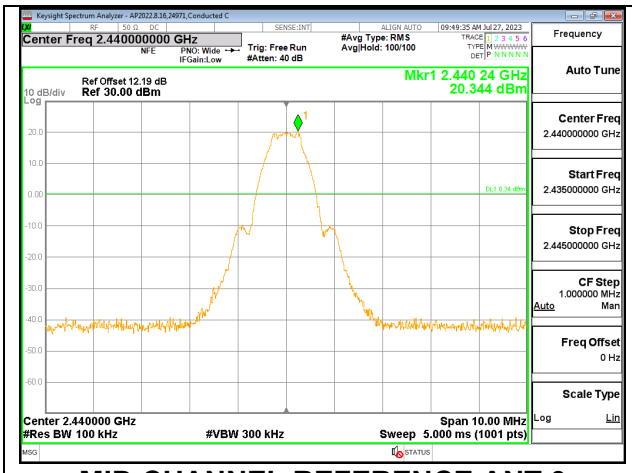


MID CHANNEL REFERENCE ANT 3

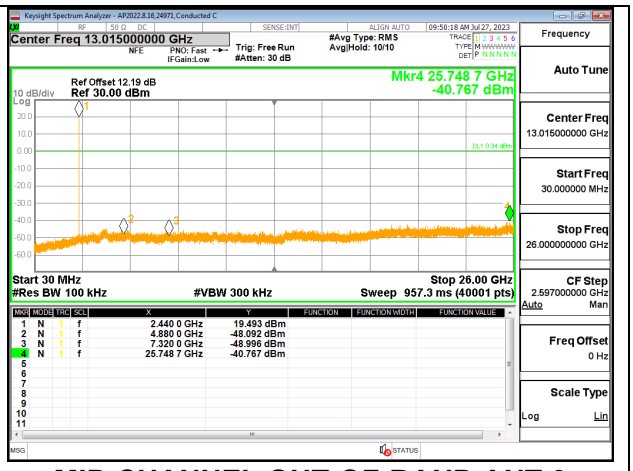


MID CHANNEL OUT-OF-BAND ANT 3

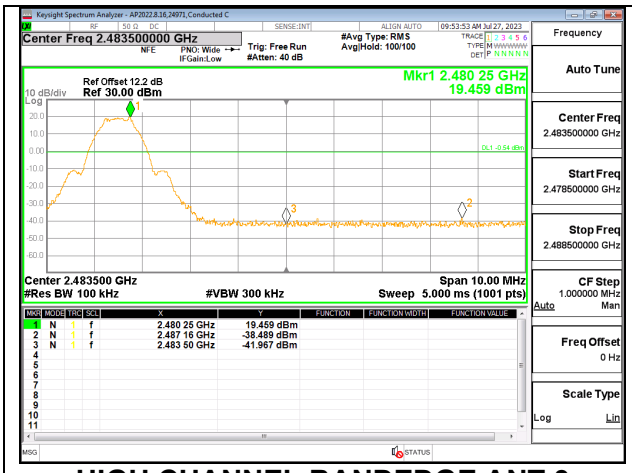


HIGH CHANNEL BANDEDGE ANT 3

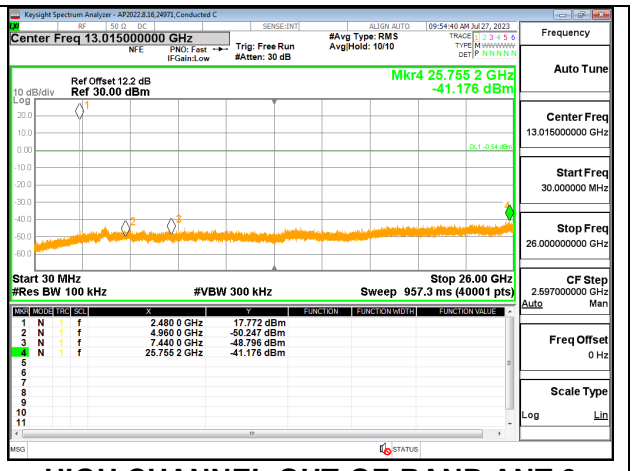


HIGH CHANNEL OUT-OF-BAND ANT 3



UL VERIFICATION SERVICES INC.
47173 Benicia Street, Fremont, CA 94538; USA TEL:(510) 319-4000 FAX:(510) 661-0888

*This report shall not be reproduced except in full, without the written approval of UL Verification Services Inc.*

## 9.7.3. HIGH POWER BLE (2Mbps)

**ANT 4**

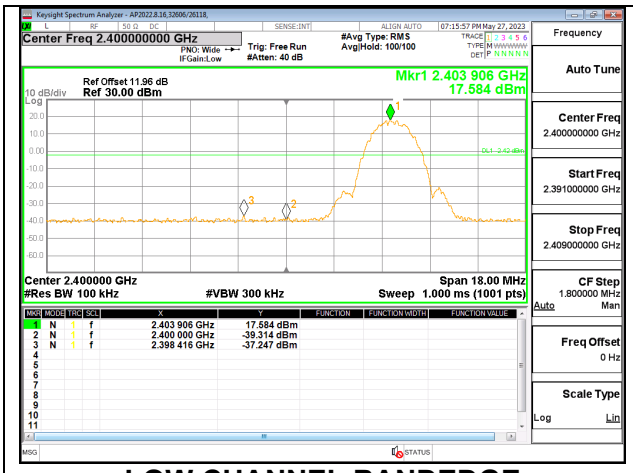


LOW CHANNEL BANDEDGE

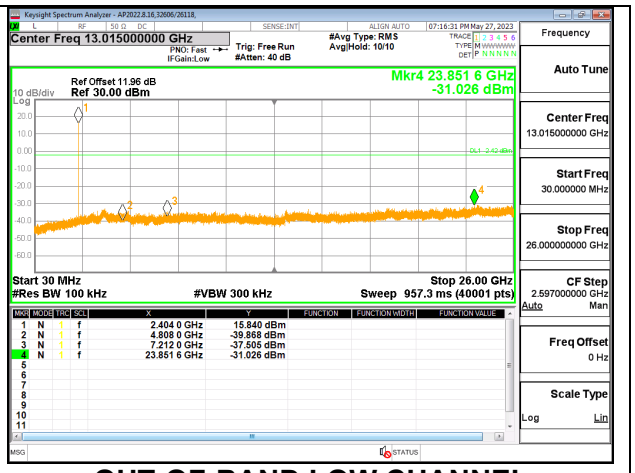


OUT-OF-BAND LOW CHANNEL

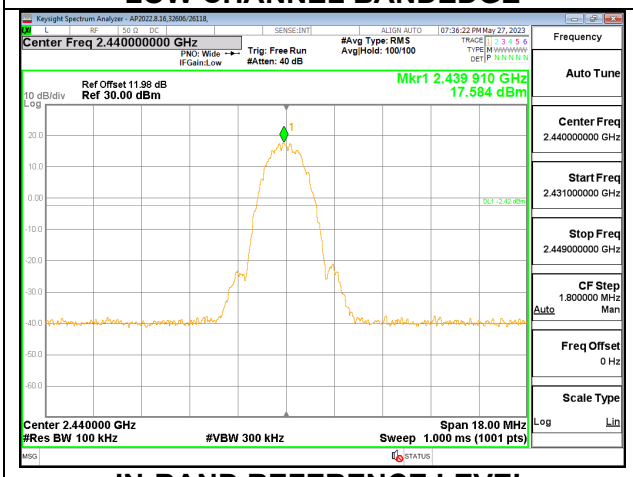


IN-BAND REFERENCE LEVEL

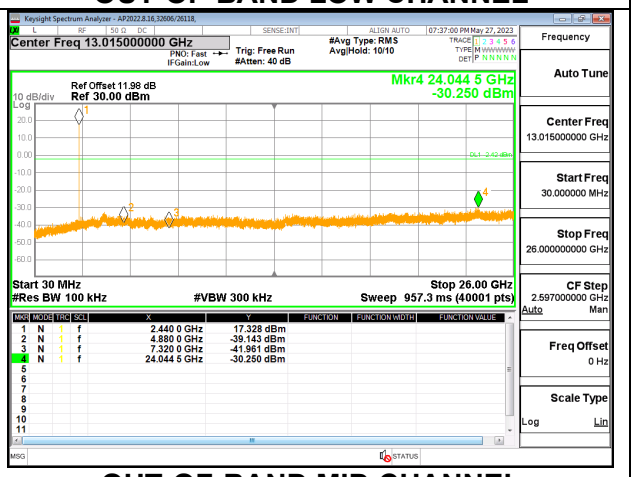


OUT-OF-BAND MID CHANNEL

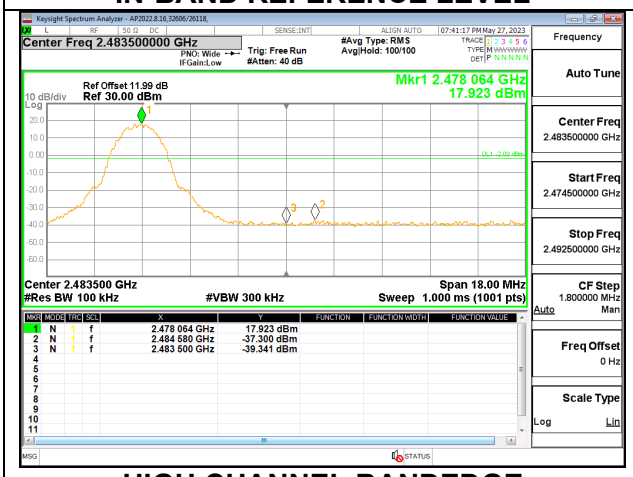


HIGH CHANNEL BANDEDGE

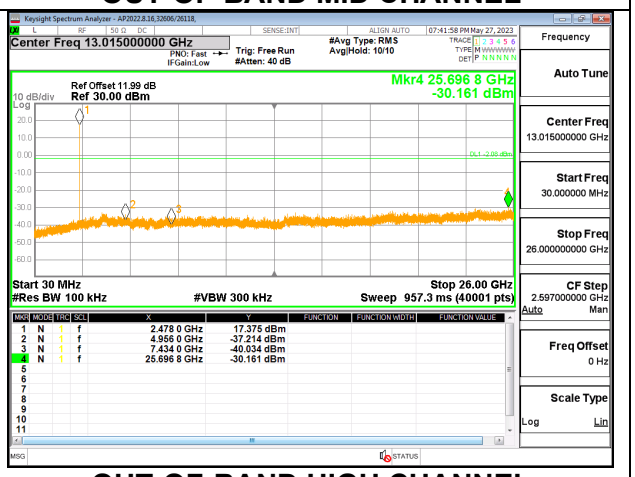


OUT-OF-BAND HIGH CHANNEL



UL VERIFICATION SERVICES INC.
47173 Benicia Street, Fremont, CA 94538; USA TEL:(510) 319-4000 FAX:(510) 661-0888

*This report shall not be reproduced except in full, without the written approval of UL Verification Services Inc.*

## ANT 3

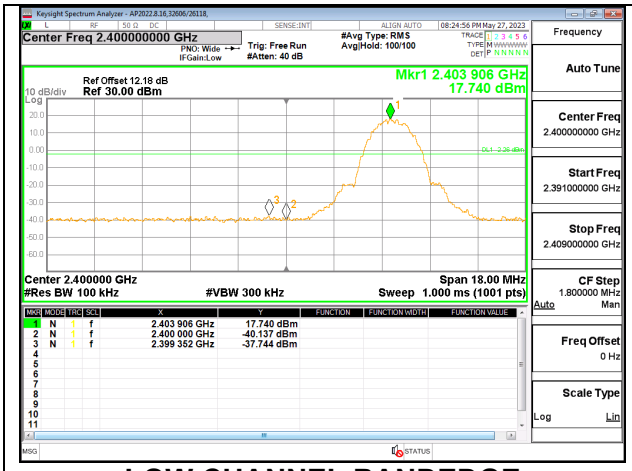


LOW CHANNEL BANDEDGE

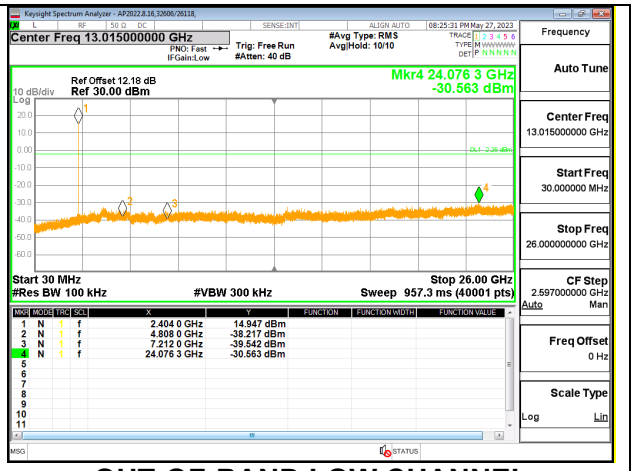


OUT-OF-BAND LOW CHANNEL

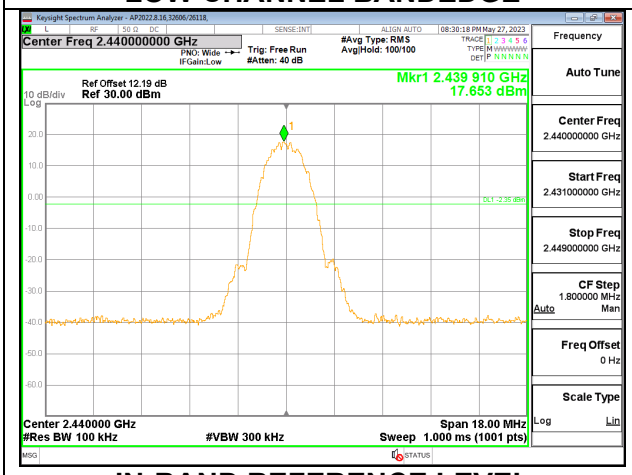


IN-BAND REFERENCE LEVEL

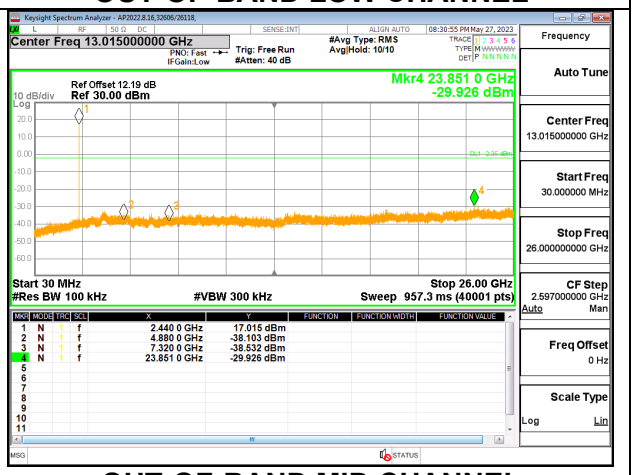


OUT-OF-BAND MID CHANNEL

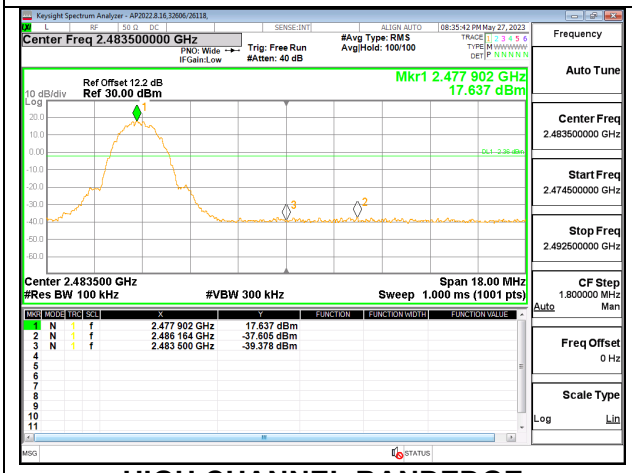


HIGH CHANNEL BANDEDGE

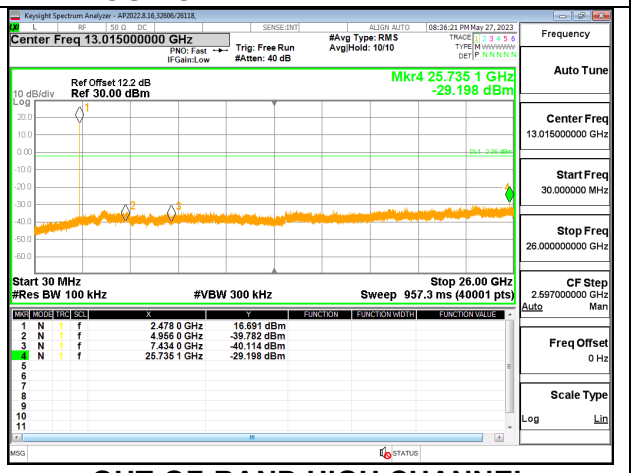


OUT-OF-BAND HIGH CHANNEL



UL VERIFICATION SERVICES INC.
47173 Benicia Street, Fremont, CA 94538; USA TEL:(510) 319-4000 FAX:(510) 661-0888

*This report shall not be reproduced except in full, without the written approval of UL Verification Services Inc.*

## 9.7.4. HIGH POWER BLE TXBF (2Mbps)

Note: Test procedures and setting are same as BLE normal mode.

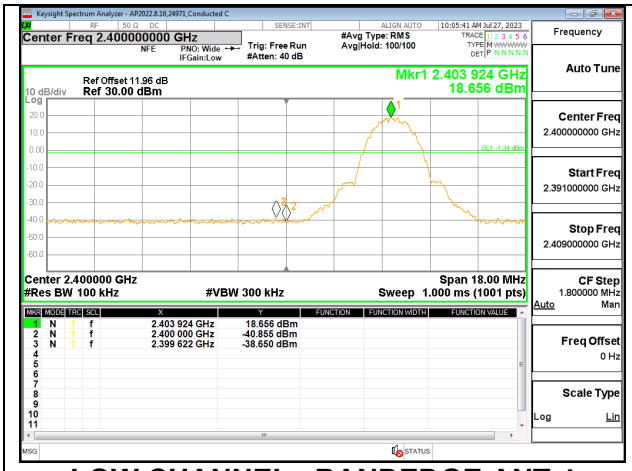


LOW CHANNEL , BANDEDGE ANT 4

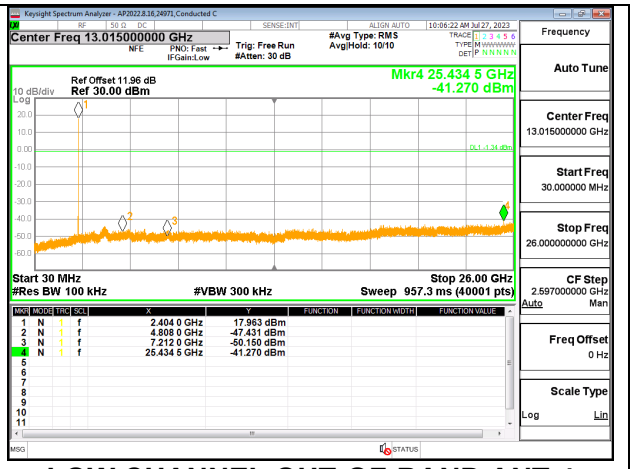


LOW CHANNEL OUT-OF-BAND ANT 4

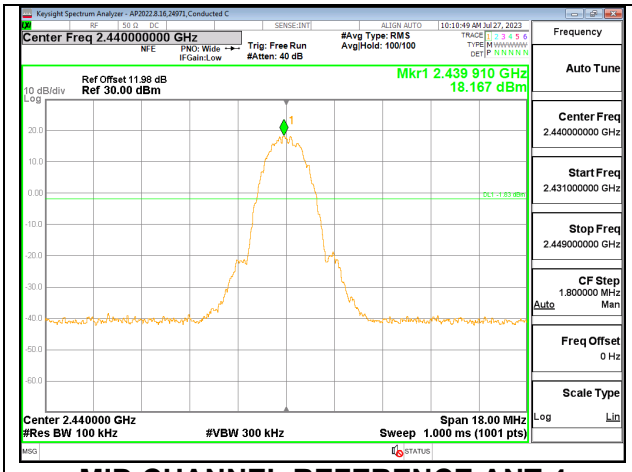


MID CHANNEL REFERENCE ANT 4

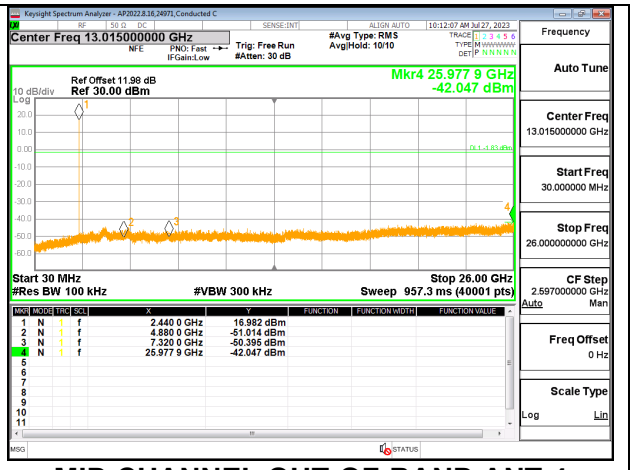


MID CHANNEL OUT-OF-BAND ANT 4

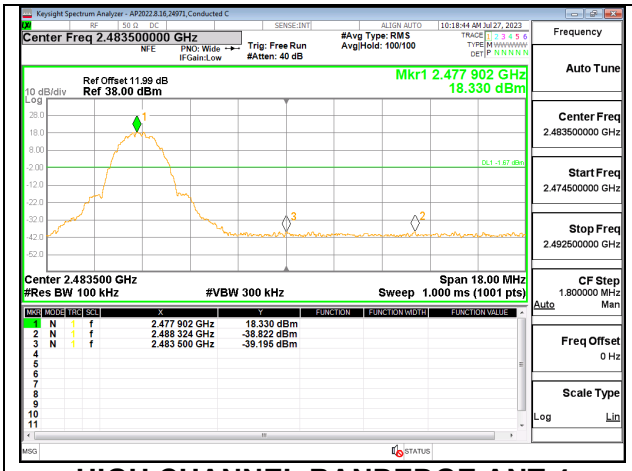


HIGH CHANNEL BANDEDGE ANT 4

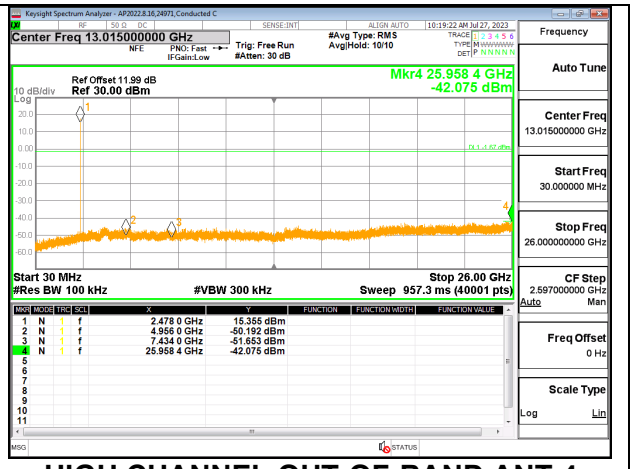


HIGH CHANNEL OUT-OF-BAND ANT 4



UL VERIFICATION SERVICES INC.
47173 Benicia Street, Fremont, CA 94538; USA TEL:(510) 319-4000 FAX:(510) 661-0888

*This report shall not be reproduced except in full, without the written approval of UL Verification Services Inc.*

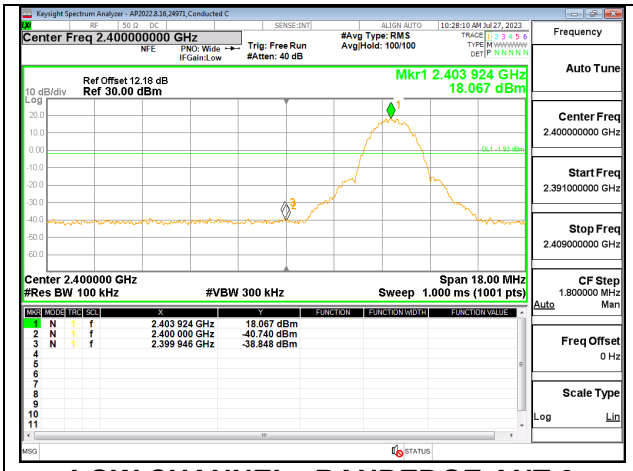


LOW CHANNEL , BANDEDGE ANT 3

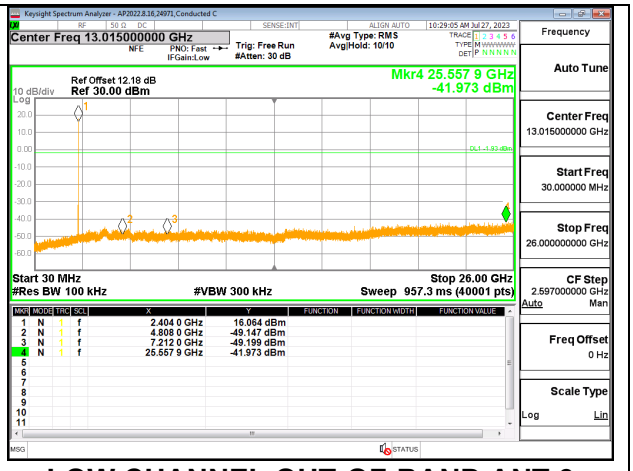


LOW CHANNEL OUT-OF-BAND ANT 3

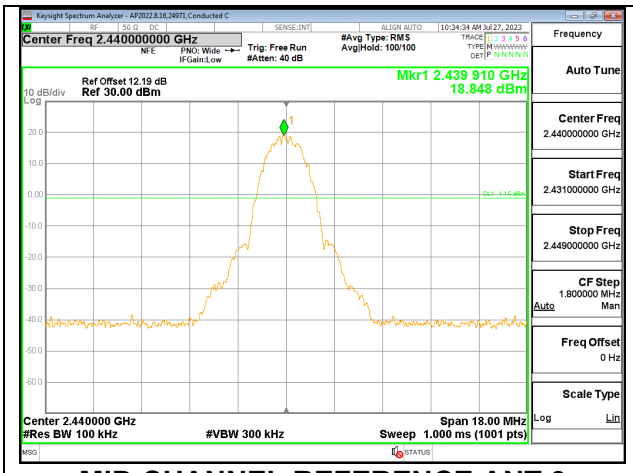


MID CHANNEL REFERENCE ANT 3

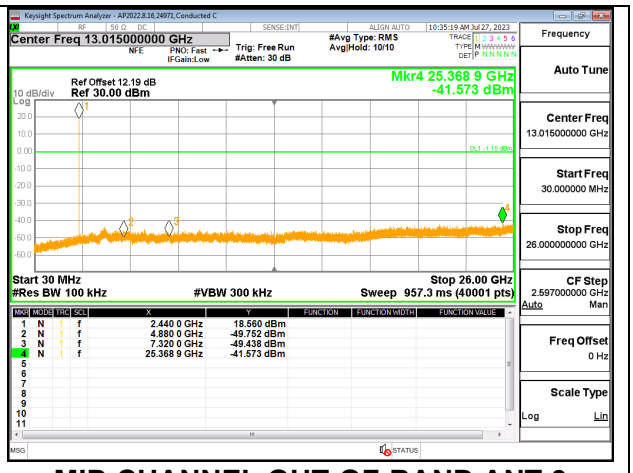


MID CHANNEL OUT-OF-BAND ANT 3

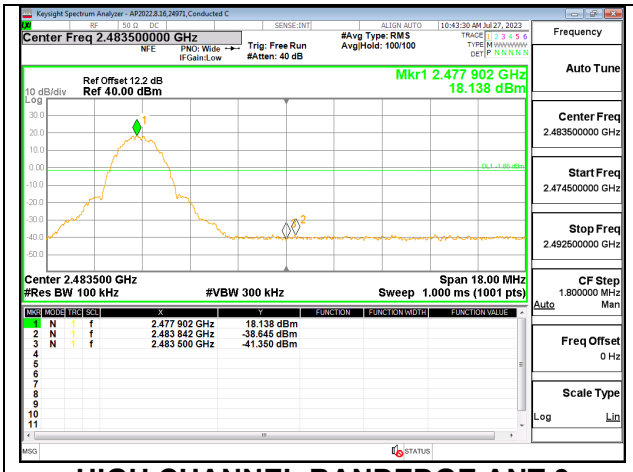


HIGH CHANNEL BANDEDGE ANT 3

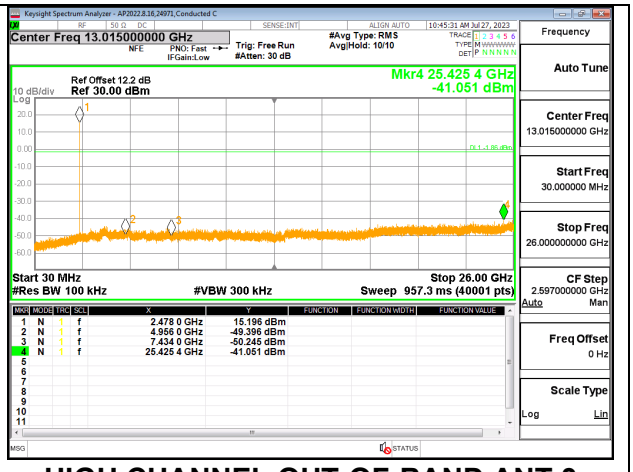


HIGH CHANNEL OUT-OF-BAND ANT 3



UL VERIFICATION SERVICES INC.
47173 Benicia Street, Fremont, CA 94538; USA TEL:(510) 319-4000 FAX:(510) 661-0888
*This report shall not be reproduced except in full, without the written approval of UL Verification Services Inc.*

## 9.7.5. LOW POWER BLE (1Mbps)

**ANT 4**

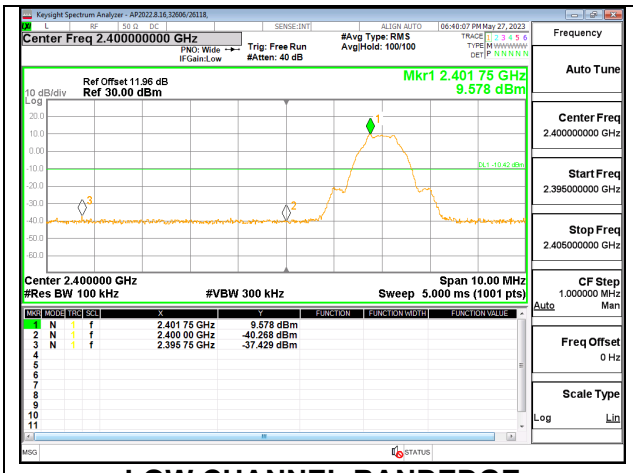


**LOW CHANNEL BANDEDGE**

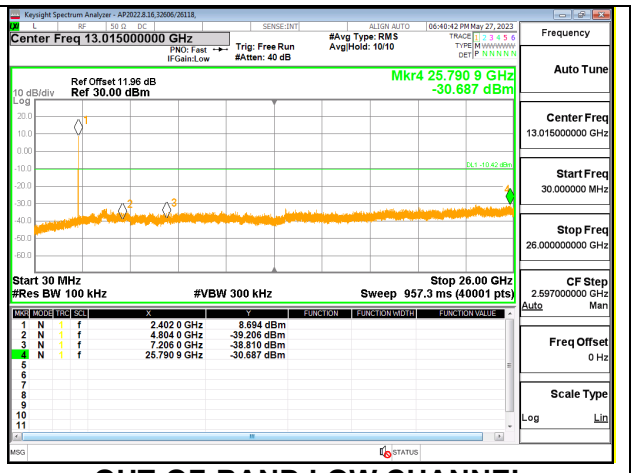


**OUT-OF-BAND LOW CHANNEL**

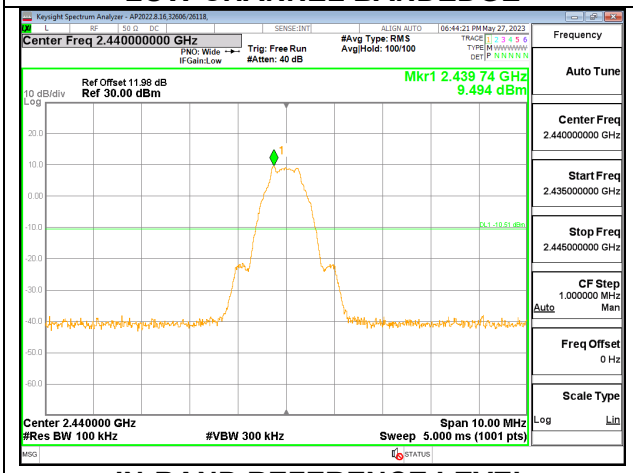


**IN-BAND REFERENCE LEVEL**

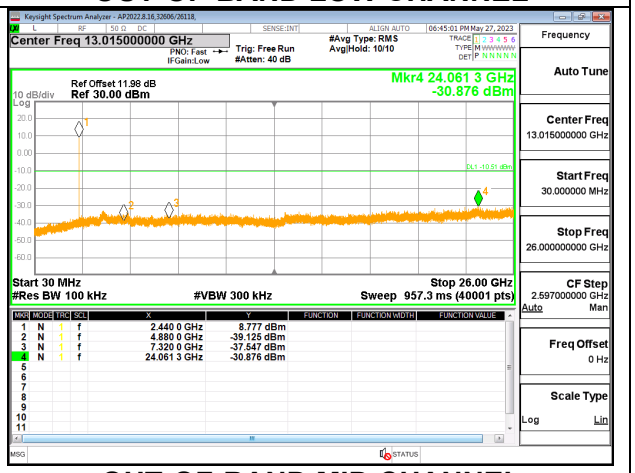


**OUT-OF-BAND MID CHANNEL**

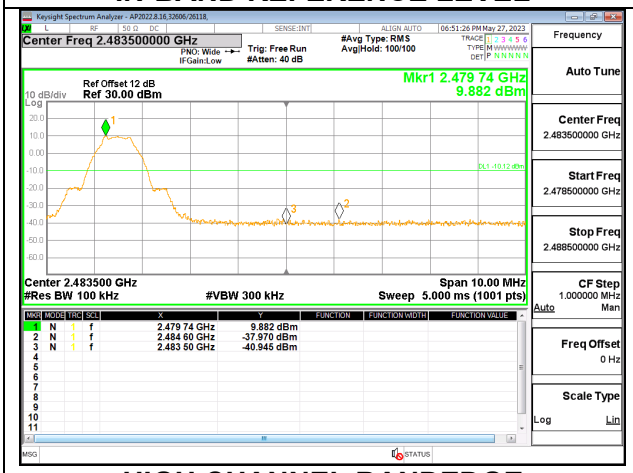


**HIGH CHANNEL BANDEDGE**

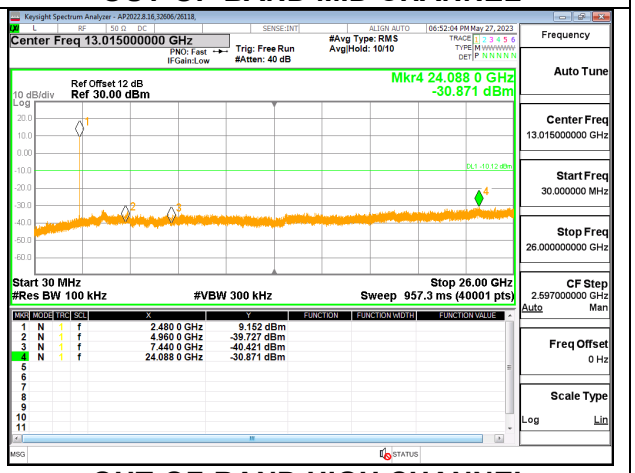


**OUT-OF-BAND HIGH CHANNEL**



UL VERIFICATION SERVICES INC.
47173 Benicia Street, Fremont, CA 94538; USA TEL:(510) 319-4000 FAX:(510) 661-0888

*This report shall not be reproduced except in full, without the written approval of UL Verification Services Inc.*

## ANT 3

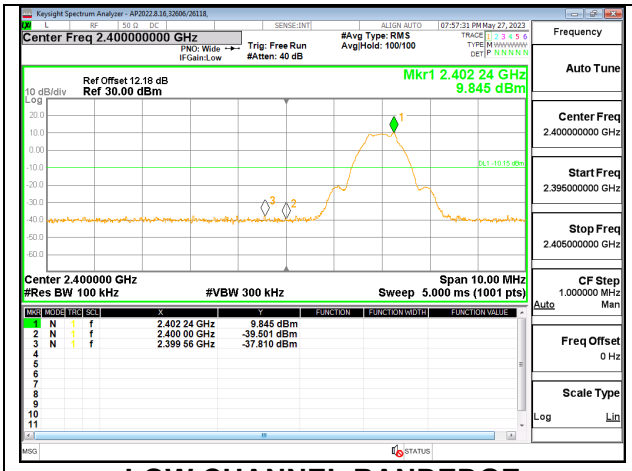


LOW CHANNEL BANDEDGE

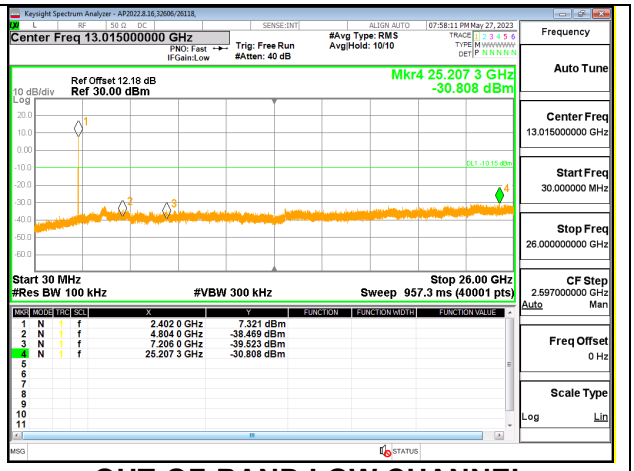


OUT-OF-BAND LOW CHANNEL

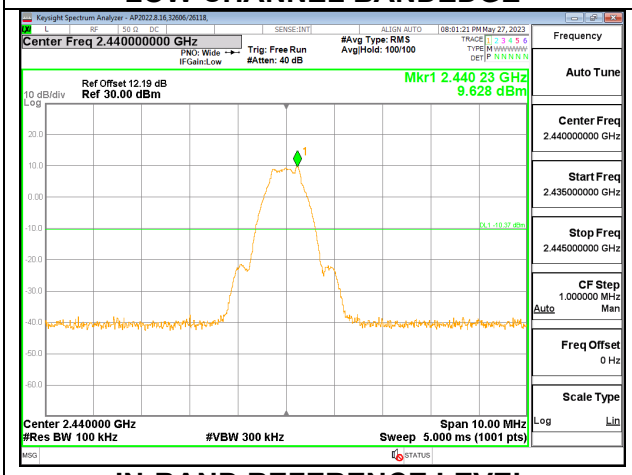


IN-BAND REFERENCE LEVEL

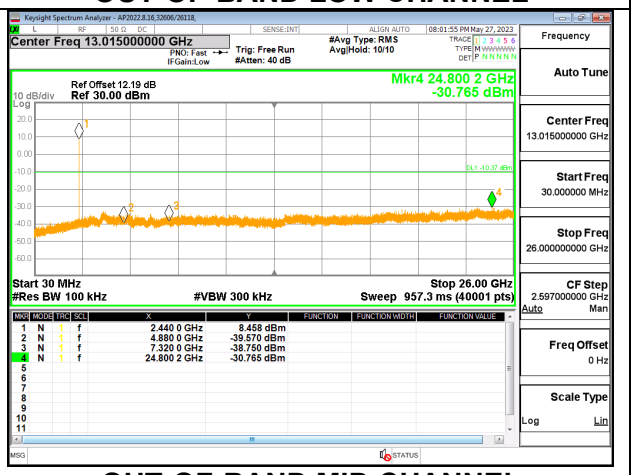


OUT-OF-BAND MID CHANNEL

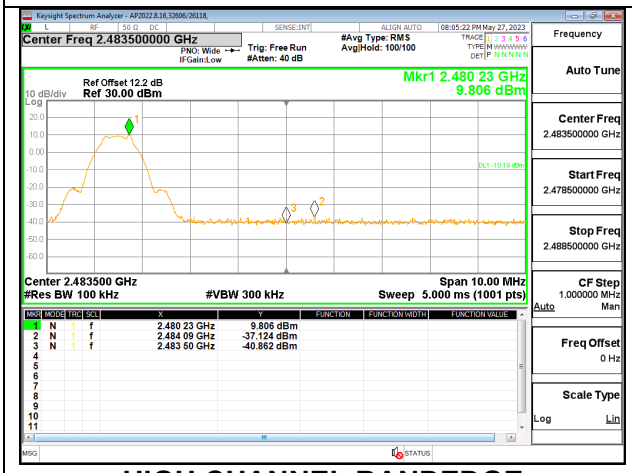


HIGH CHANNEL BANDEDGE

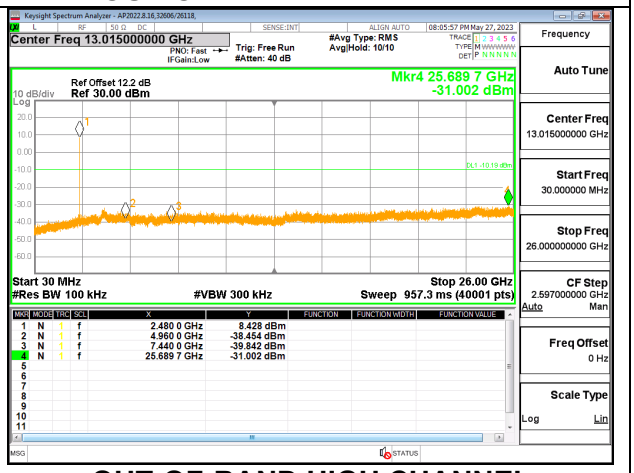


OUT-OF-BAND HIGH CHANNEL



UL VERIFICATION SERVICES INC.
47173 Benicia Street, Fremont, CA 94538; USA TEL:(510) 319-4000 FAX:(510) 661-0888

*This report shall not be reproduced except in full, without the written approval of UL Verification Services Inc.*

## 9.7.6. LOW POWER BLE TXBF (1Mbps)

Note: Test procedures and setting are same as BLE normal mode.

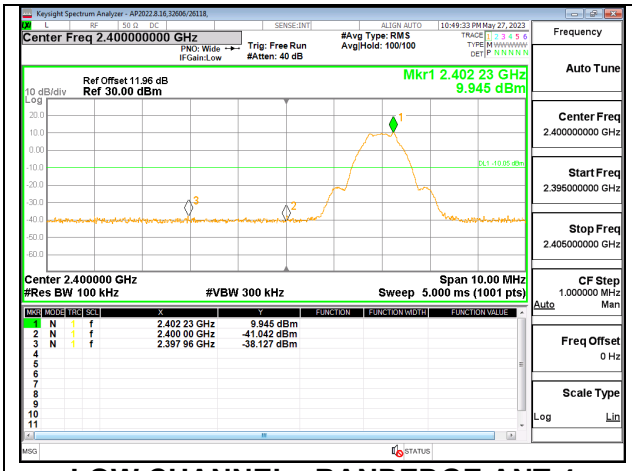


LOW CHANNEL , BANDEDGE ANT 4

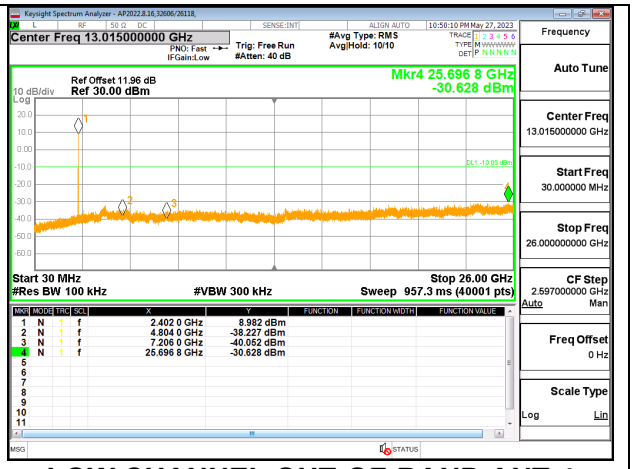


LOW CHANNEL OUT-OF-BAND ANT 4

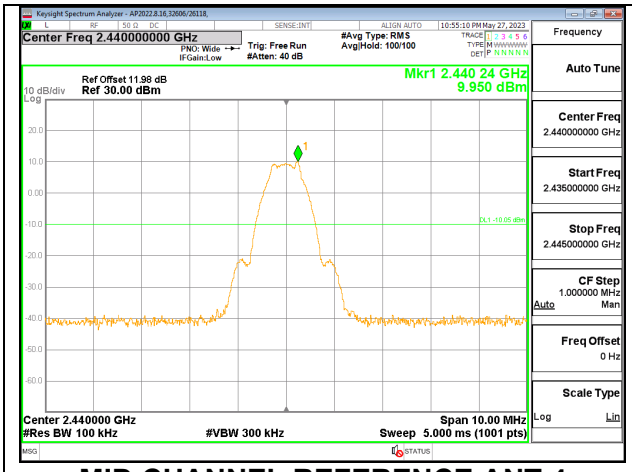


MID CHANNEL REFERENCE ANT 4

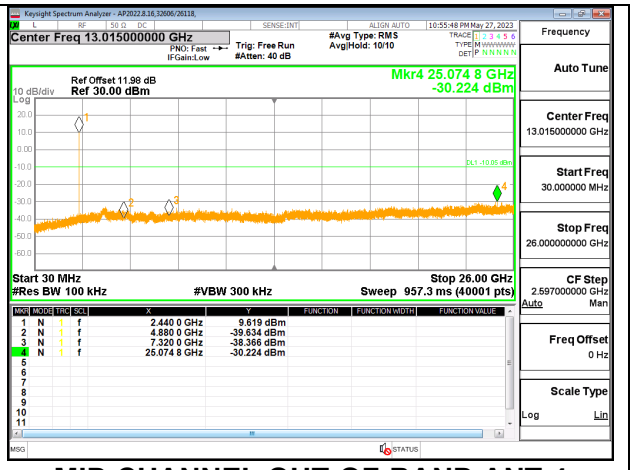


MID CHANNEL OUT-OF-BAND ANT 4

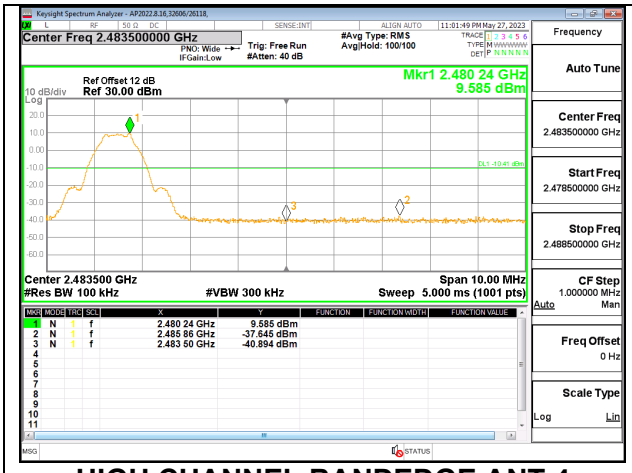


HIGH CHANNEL BANDEDGE ANT 4

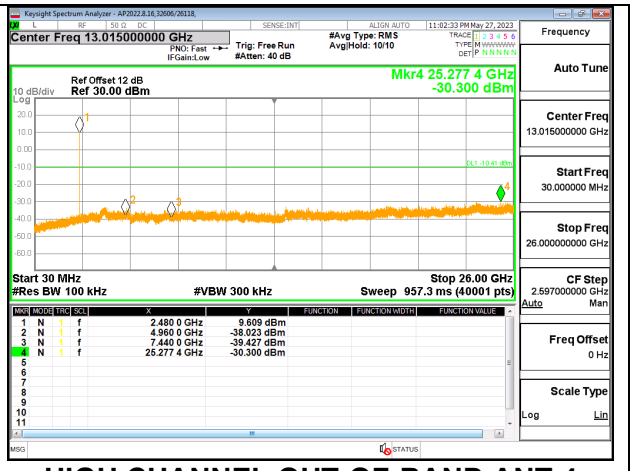


HIGH CHANNEL OUT-OF-BAND ANT 4



UL VERIFICATION SERVICES INC.
47173 Benicia Street, Fremont, CA 94538; USA TEL:(510) 319-4000 FAX:(510) 661-0888

*This report shall not be reproduced except in full, without the written approval of UL Verification Services Inc.*

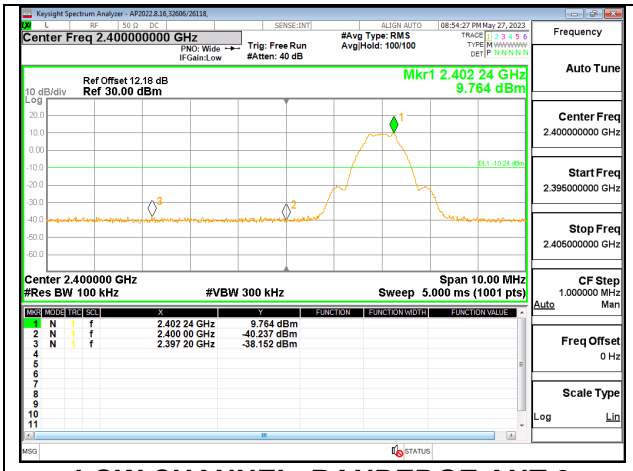


LOW CHANNEL, BANDEDGE ANT 3

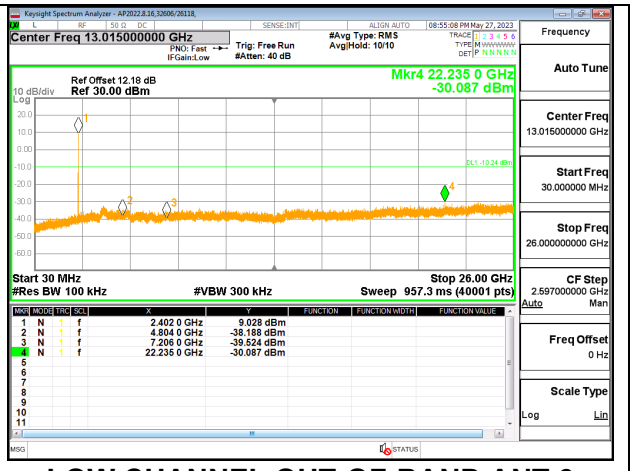


LOW CHANNEL OUT-OF-BAND ANT 3

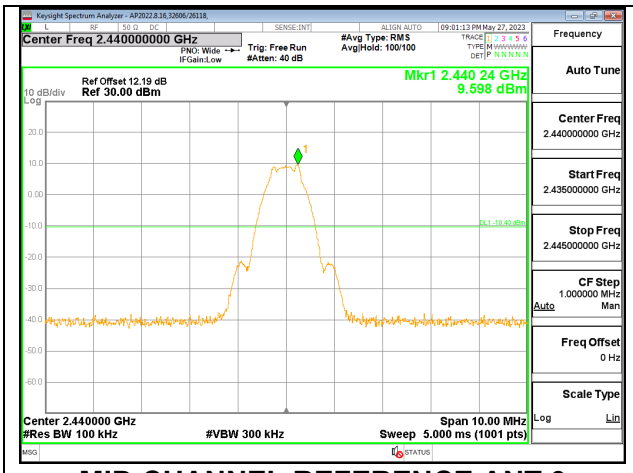


MID CHANNEL REFERENCE ANT 3

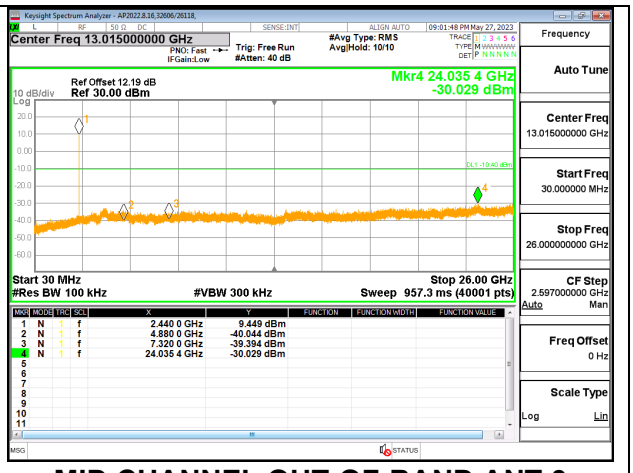


MID CHANNEL OUT-OF-BAND ANT 3

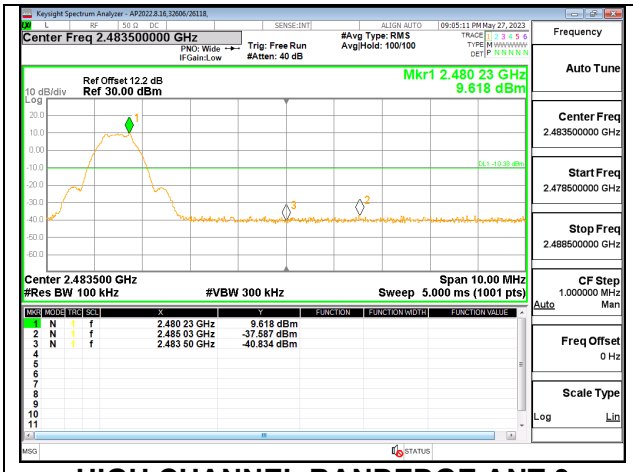


HIGH CHANNEL BANDEDGE ANT 3

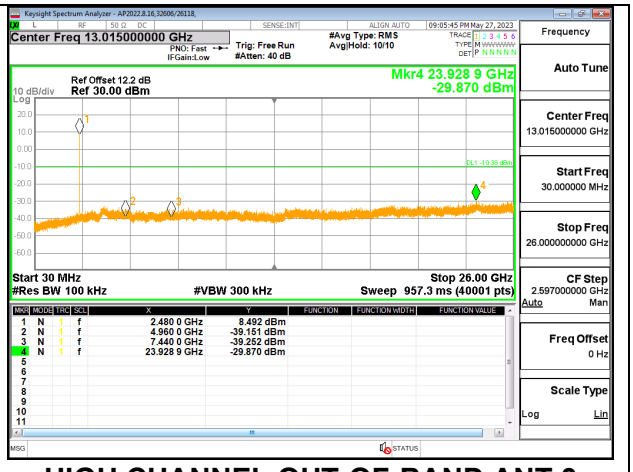


HIGH CHANNEL OUT-OF-BAND ANT 3



UL VERIFICATION SERVICES INC.
47173 Benicia Street, Fremont, CA 94538; USA TEL:(510) 319-4000 FAX:(510) 661-0888
*This report shall not be reproduced except in full, without the written approval of UL Verification Services Inc.*