RADIATED TEST REPORT

Report Number : 14523740-E10V2 & E11V2

Applicant	:	APPLE, INC. 1 APPLE PARK WAY CUPERTINO, CA 95014, U.S.A.
Model	:	A2848
Brand	:	APPLE
FCC ID	:	BCG-E8435A
IC	:	579C-E8435A
EUT Description	:	SMART PHONE
Test Standard(s)	:	FCC 47 CFR PART 15 SUBPART E ISED RSS-248 ISSUE 2 ISED RSS-GEN ISSUE 5 + A1 + A2

Date Of Issue:
2023/08/24

Prepared by:
UL Verification Services Inc.
47173 Benicia Street
Fremont, CA 94538 U.S.A.
TEL: (510) 319-4000
FAX: (510) 661-0888

CERT #0751.05

TABLE OF CONTENTS

1. RADIATED TEST RESULTS 3

1.1. TRANSMITTER OUTSIDE 5.925-7.125 GHz , 1- 18GHz 5

1.1.1. TX ABOVE 1 GHz 802.11ax HE20 MODE IN THE UNII-5 BAND 5
1.1.2. TX ABOVE 1 GHz 802.11ax HE40 MODE IN THE UNII-5 BAND 29
1.1.3. TX ABOVE 1 GHz 802.11ax HE80 MODE IN THE UNII-5 BAND 53
1.1.4. TX ABOVE 1 GHz 802.11ax HE160 MODE IN THE UNII-5 BAND 77
1.1.5. TX ABOVE 1 GHz 802.11ax HE20 MODE IN THE UNII-6 BAND 101
1.1.6. TX ABOVE 1 GHz 802.11ax HE40 MODE IN THE UNII-6 BAND 113
1.1.7. TX ABOVE 1 GHz 802.11ax HE80 MODE IN THE UNII-6 BAND 125
1.1.8. TX ABOVE 1 GHz 802.11ax HE160 MODE IN THE UNII-6 BAND 129
1.1.9. TX ABOVE 1 GHz 802.11ax HE20 MODE IN THE UNII-7 BAND 133
1.1.10. TX ABOVE 1 GHz 802.11ax HE40 MODE IN THE UNII-7 BAND 145
1.1.11. TX ABOVE 1 GHz 802.11ax HE80 MODE IN THE UNII-7 BAND 157
1.1.12. TX ABOVE 1 GHz 802.11ax HE160 MODE IN THE UNII-7 BAND 169
1.1.13. TX ABOVE 1 GHz 802.11ax HE20 MODE IN THE UNII-8 BAND 177
1.1.14. TX ABOVE 1 GHz 802.11ax HE40 MODE IN THE UNII-8 BAND 195
1.1.15. TX ABOVE 1 GHz 802.11ax HE80 MODE IN THE UNII-8 BAND 219
1.1.16. TX ABOVE 1 GHz 802.11ax HE160 MODE IN THE UNII-8 BAND 239

1.2. WORST CASE BELOW 1 GHz 255

1.3. WORST CASE 18-26 GHz.....257

1.4. WORST CASE 26-40 GHz.....259

2. AC POWER LINE CONDUCTED EMISSIONS 261

2.1. EUT WITH AC ADAPTER.....262

2.2. EUT WITH LAPTOP 264

3. SETUP PHOTOS 266

UL VERIFICATION SERVICES
47173 Benicia Street, Fremont, CA 94538; USA TEL:(510) 319-4000 FAX:(510) 661-0888
This report shall not be reproduced except in full, without the written approval of UL VERIFICATION SERVICES

1. RADIATED TEST RESULTS

LIMITS

FCC §15.35(b)
FCC §15.205 Restriced bands
§15.209 and FCC §15.407(b)(6) -Un-Restriced bands

RSS 248 Issue 2 section 4.6.2a

Any emissions outside of the 5.925-7.125 GHz band must not exceed an e.i.r.p. of -27dBm/MHz rms and -7dBm/MHz Peak.

General field strength limits at frequencies above 30 MHz;

Frequency Range (MHz)	Field Strength Limit (uV/m) at 3 m	Field Strength Limit (dBuV/m) at 3 m
30 - 88	100	40
88 - 216	150	43.5
216 - 960	200	46
Above 960	500	54

TEST PROCEDURE

The EUT is placed on a non-conducting table 80 cm above the ground plane for measurement below 1GHz; 1.5 m above the ground plane for measurement above 1GHz. The antenna to EUT distance is 3 meters. The EUT is configured in accordance with ANSI C63.10. The EUT is set to transmit in a continuous mode.

For measurements below 1 GHz the resolution bandwidth is set to 100 kHz for peak detection measurements or 120 kHz for quasi-peak detection measurements. Peak detection is used unless otherwise noted as quasi-peak.

For pre-scans above 1 GHz the resolution bandwidth is set to 1 MHz; the video bandwidth is set to 30 KHz for peak measurements.

For final measurements above 1 GHz the resolution bandwidth is set to 1 MHz; the video bandwidth is set to 3 MHz for peak measurements and as applicable for average measurements.

The spectrum from 30 MHz to 1GHz and 18GHz to 40 GHz is investigated with the transmitter set to transmit at the channel with highest output power as worst-case scenario. 1GHz to 18GHz was set to the lowest, middle, and highest channels in the 6 GHz bands.

The frequency range of interest is monitored at a fixed antenna height and EUT azimuth. The EUT is rotated through 360 degrees to maximize emissions received. The antenna is scanned from 1 to 4 meters above the ground plane to further maximize the emission. Measurements are made with the antenna polarized in both the vertical and the horizontal positions.

UL VERIFICATION SERVICES
47173 Benicia Street, Fremont, CA 94538; USA TEL:(510) 319-4000 FAX:(510) 661-0888
This report shall not be reproduced except in full, without the written approval of UL VERIFICATION SERVICES

KDB 414788 Open Field Site(OFS) and Chamber Correlation Justification

OFS and chamber correlation testing had been performed and chamber measured test result is the worst-case test result.

Note: The limits in CFR 47, Part 15, Subpart C, paragraph 15.209(a), are identical to those in RSS-Gen section 8.9, Table 6, since the measurements are performed in terms of magnetic field strength and converted to electric field strength levels (as reported in the table), using the free space impedance of 377 Ohms. For example, the measurement at frequency X kHz resulted in a level of Y dBuV/m, which is equivalent to Y – 51.5 = Z dBuA/m, which has the same margin, W dB, to the corresponding RSS-Gen Table 6 limit as it has to 15.209(a) limit.

UL VERIFICATION SERVICES
47173 Benicia Street, Fremont, CA 94538; USA TEL:(510) 319-4000 FAX:(510) 661-0888
This report shall not be reproduced except in full, without the written approval of UL VERIFICATION SERVICES

1.1. TRANSMITTER OUTSIDE 5.925-7.125 GHz , 1- 18GHz

1.1.1. TX ABOVE 1 GHz 802.11ax HE20 MODE IN THE UNII-5 BAND

1TX Antenna 6 MODE: 26-Tones, RU Index 0

BANDEDGE (LOW CHANNEL)

HORIZONTAL RESULT

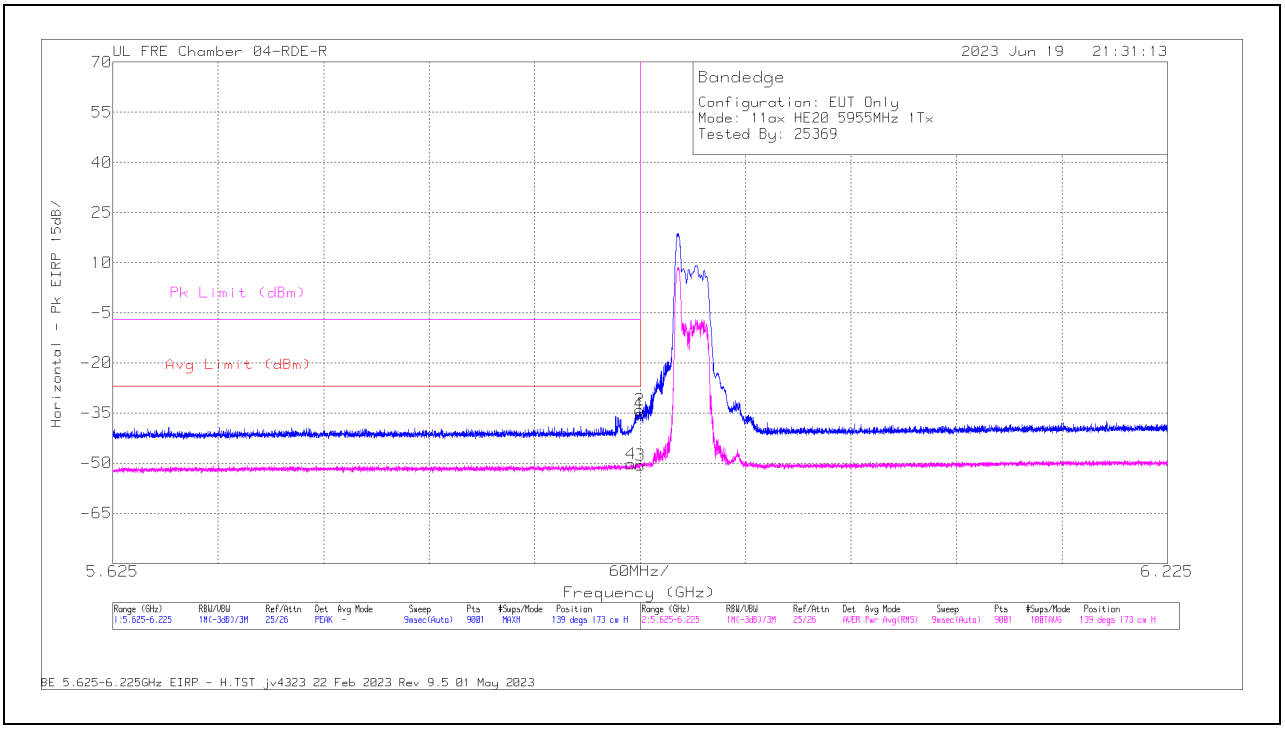

Marker	Frequency (GHz)	Meter Reading (dBm)	Det	222740 ACF(dB) - 3mH	Conversion Factor (dB)	DCCF (dB)	Gain/Loss (dB)	Corrected Reading EIRP	Avg Limit (dBm)	RMS Margin (dB)	Pk Limit (dBm)	PK Margin (dB)	Azimuth (Degs)	Height (cm)	Polarity
4	5.919935	-60.17	RMS	34.8	11.8	.49	-37.13	-50.21	-27	-23.21	-	-	139	173	H
2	5.924935	-43.67	Pk	34.9	11.8	0	-37.1	-34.07	-	-	-7	-27.07	139	173	H
1	5.925	-44.88	Pk	34.9	11.8	0	-37.1	-35.28	-	-	-7	-28.28	139	173	H
3	5.925	-60.78	RMS	34.9	11.8	.49	-37.1	-50.69	-27	-23.69	-	-	139	173	H

Pk - Peak detector
RMS - RMS detection

UL VERIFICATION SERVICES
47173 Benicia Street, Fremont, CA 94538; USA TEL:(510) 319-4000 FAX:(510) 661-0888
This report shall not be reproduced except in full, without the written approval of UL VERIFICATION SERVICES

VERTICAL RESULT

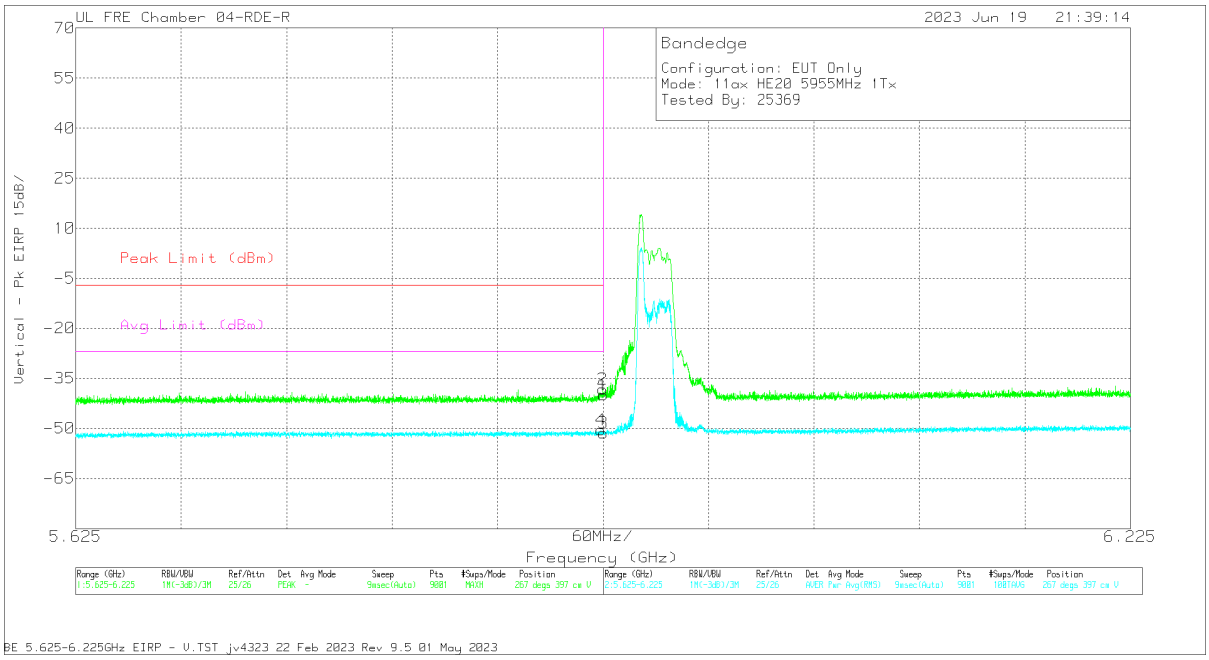

Marker	Frequency (GHz)	Meter Reading (dBm)	Det	222740 ACF(dB) - 3mH	Conversion Factor (dB)	DCCF (dB)	Gain/Loss (dB)	Corrected Reading EIRP	Peak Limit (dBm)	PK Margin (dB)	Avg Limit (dBm)	RMS Margin (dB)	Azimuth (Degs)	Height (cm)	Polarity
4	5.923735	-60.48	RMS	34.9	11.8	.49	-37.11	-50.40	-	-	-27	-23.40	267	397	V
2	5.924802	-47.78	Pk	34.9	11.8	0	-37.1	-38.18	-7	-31.18	-	-	267	397	V
1	5.925	-49.48	Pk	34.9	11.8	0	-37.1	-39.88	-7	-32.88	-	-	267	397	V
3	5.925	-61.42	RMS	34.9	11.8	.49	-37.1	-51.33	-	-	-27	-24.33	267	397	V

Pk - Peak detector
RMS - RMS detection

UL VERIFICATION SERVICES
47173 Benicia Street, Fremont, CA 94538; USA TEL:(510) 319-4000 FAX:(510) 661-0888
This report shall not be reproduced except in full, without the written approval of UL VERIFICATION SERVICES

1TX Antenna 5 MODE: 26-Tones, RU Index 0

BANDEDGE (LOW CHANNEL)

HORIZONTAL RESULT

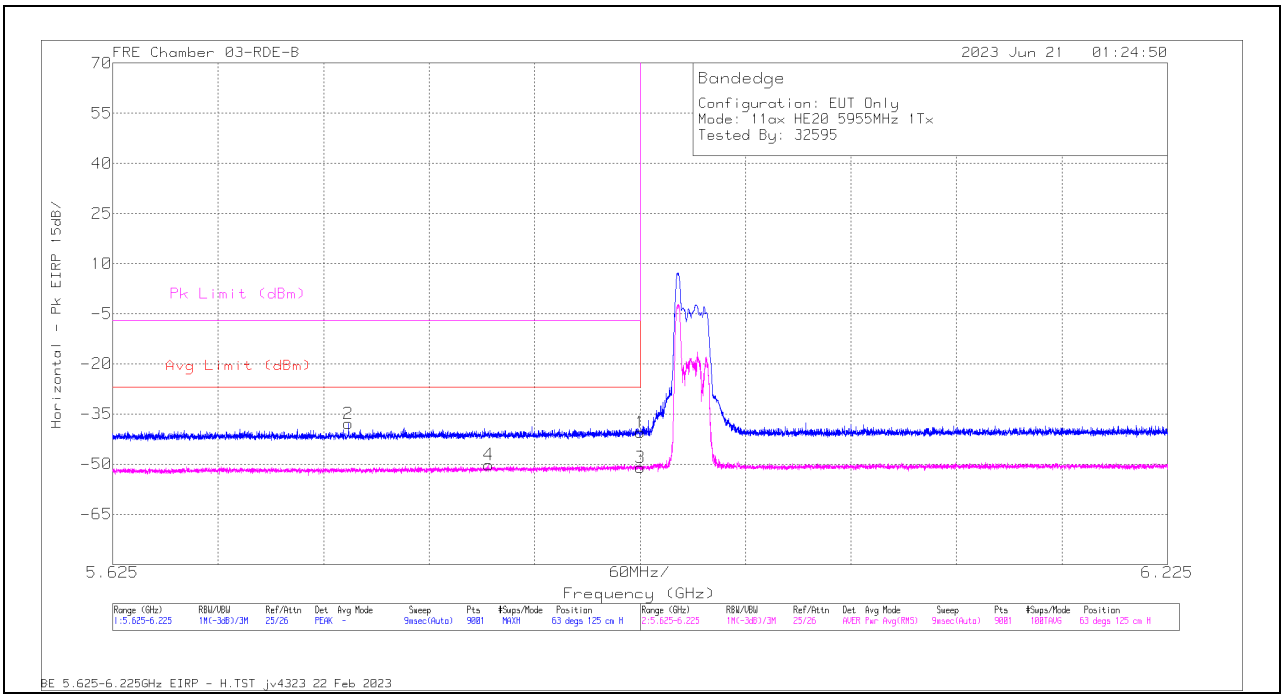

Marker	Frequency (GHz)	Meter Reading (dBm)	Det	230300 ACF (dB/m)	Conversion Factor (dB)	DCCF (dB)	Gain/Loss (dB)	Corrected Reading EIRP	Avg Limit (dBm)	RMS Margin (dB)	Pk Limit (dBm)	PK Margin (dB)	Azimuth (Degs)	Height (cm)	Polarity
2	5.758934	-45.68	Pk	34.6	11.8	0	-38.61	-37.89	-	-	-7	-30.89	63	125	H
4	5.838868	-58.65	RMS	34.7	11.8	.49	-38.49	-50.15	-27	-23.15	-	-	63	125	H
1	5.925	-48.89	Pk	34.9	11.8	0	-38.3	-40.49	-	-	-7	-33.49	63	125	H
3	5.925	-59.88	RMS	34.9	11.8	.49	-38.3	-50.99	-27	-23.99	-	-	63	125	H

Pk - Peak detector
RMS - RMS detection

UL VERIFICATION SERVICES
47173 Benicia Street, Fremont, CA 94538; USA TEL:(510) 319-4000 FAX:(510) 661-0888
This report shall not be reproduced except in full, without the written approval of UL VERIFICATION SERVICES

VERTICAL RESULT

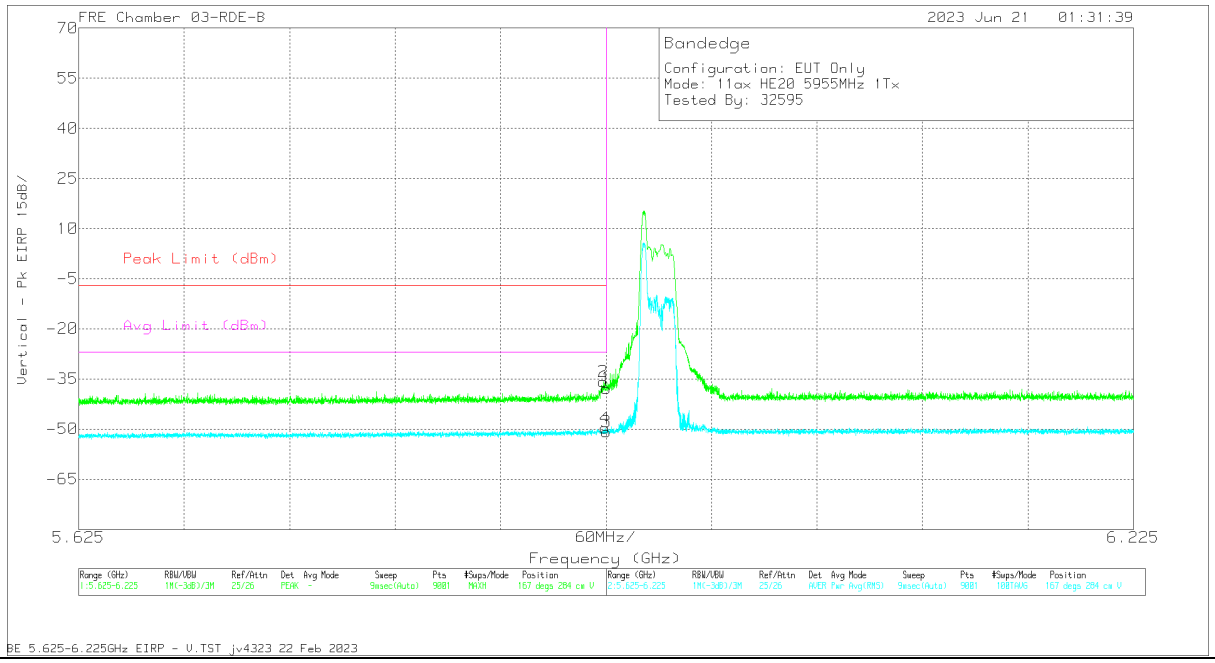

Marker	Frequency (GHz)	Meter Reading (dBm)	Det	230300 ACF (dB/m)	Conversion Factor (dB)	DCCF (dB)	Gain/Loss (dB)	Corrected Reading EIRP	Peak Limit (dBm)	PK Margin (dB)	Avg Limit (dBm)	RMS Margin (dB)	Azimuth (Degs)	Height (cm)	Polarity
2	5.923268	-44.25	Pk	34.9	11.8	0	-38.27	-35.82	-7	-28.82	-	-	167	284	V
4	5.924268	-58.69	RMS	34.9	11.8	.49	-38.23	-49.73	-	-	-27	-22.73	167	284	V
1	5.925	-46.16	Pk	34.9	11.8	0	-38.3	-37.76	-7	-30.76	-	-	167	284	V
3	5.925	-59.65	RMS	34.9	11.8	.49	-38.3	-50.76	-	-	-27	-23.76	167	284	V

Pk - Peak detector
RMS - RMS detection

UL VERIFICATION SERVICES
47173 Benicia Street, Fremont, CA 94538; USA TEL:(510) 319-4000 FAX:(510) 661-0888
This report shall not be reproduced except in full, without the written approval of UL VERIFICATION SERVICES

2TX Antenna 6 + Antenna 5 OFDMA MODE: 26-Tones, RU Index 0

BANDEDGE (LOW CHANNEL)

HORIZONTAL RESULT

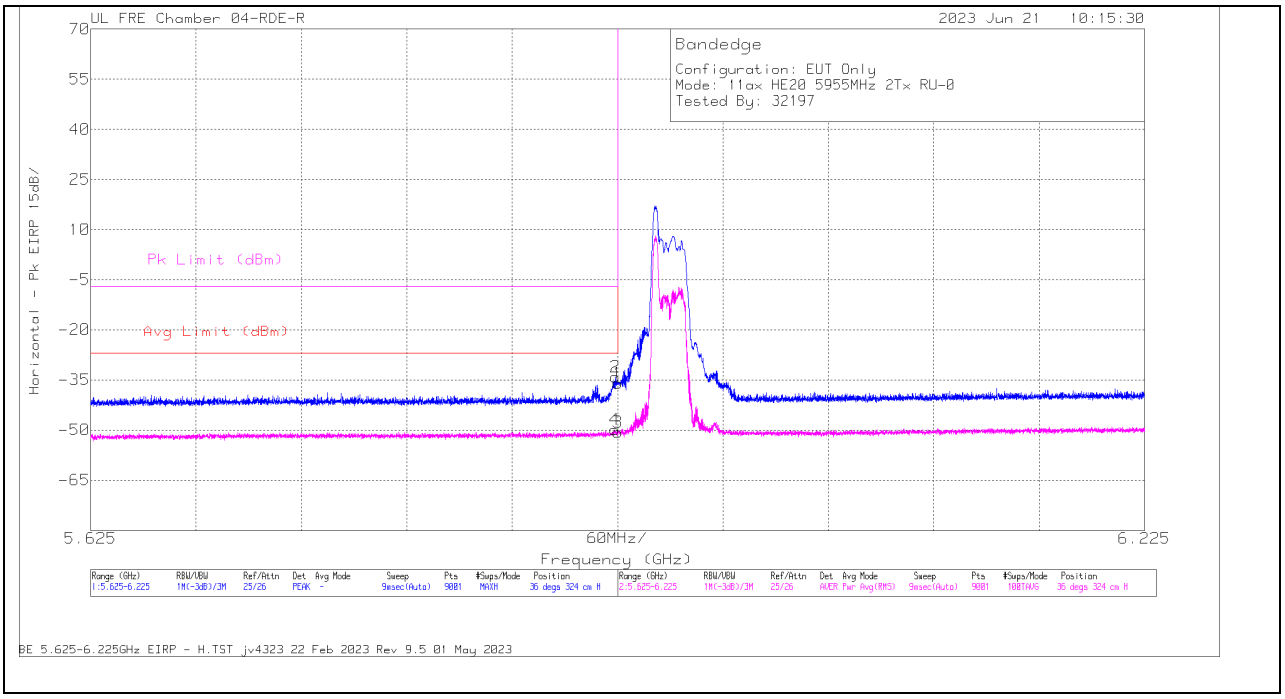

Trace Markers

Marker	Frequency (GHz)	Meter Reading (dBm)	Det	222740 ACF(dB) - 3mH	Conversion Factor (dB)	DCCF (dB)	Gain/Loss (dB)	Corrected Reading EIRP	Avg Limit (dBm)	RMS Margin (dB)	Pk Limit (dBm)	PK Margin (dB)	Azimuth (Degs)	Height (cm)	Polarity
4	5.923468	-59.87	RMS	34.9	11.8	.49	-37.11	-49.79	-27	-22.79	-	-	36	324	H
2	5.923801	-43.75	Pk	34.9	11.8	0	-37.1	-34.15	-	-	-7	-27.15	36	324	H
1	5.925	-45.64	Pk	34.9	11.8	0	-37.1	-36.04	-	-	-7	-29.04	36	324	H
3	5.925	-60.68	RMS	34.9	11.8	.49	-37.1	-50.59	-27	-23.59	-	-	36	324	H

Pk - Peak detector
RMS - RMS detection

UL VERIFICATION SERVICES
47173 Benicia Street, Fremont, CA 94538; USA TEL:(510) 319-4000 FAX:(510) 661-0888
This report shall not be reproduced except in full, without the written approval of UL VERIFICATION SERVICES

VERTICAL RESULT

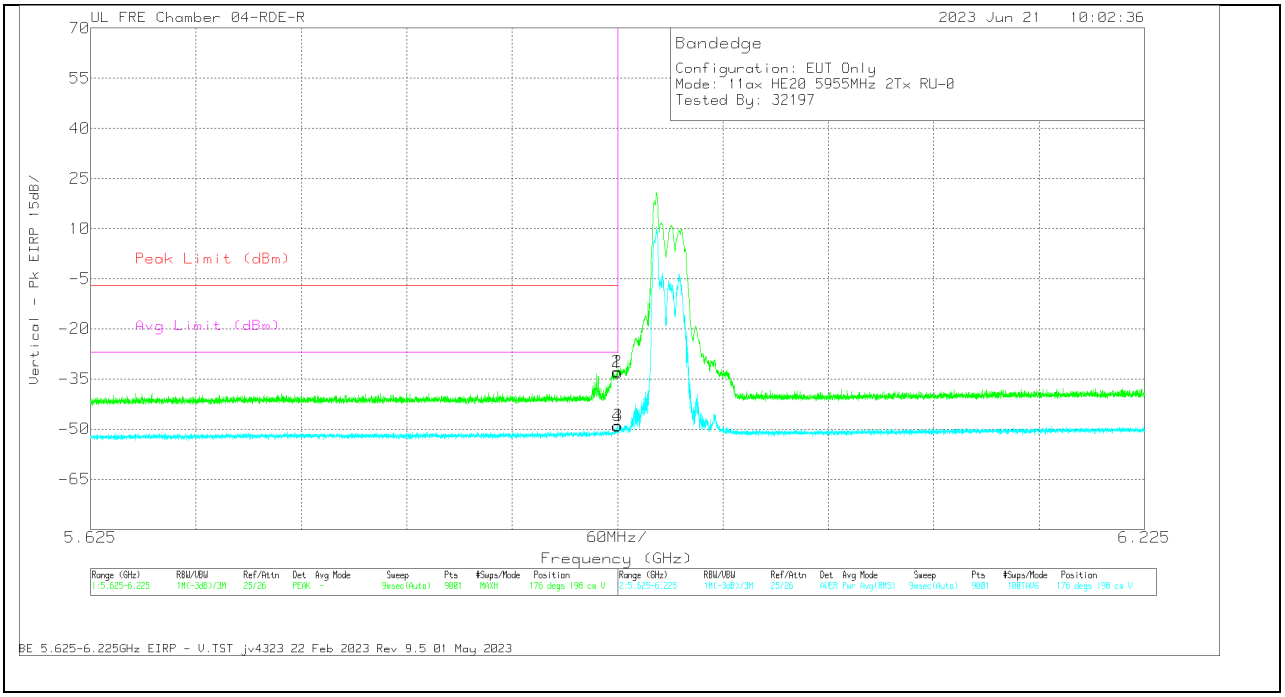

Trace Markers

Marker	Frequency (GHz)	Meter Reading (dBm)	Det	222740 ACF(dB) - 3mH	Conversion Factor (dB)	DCCF (dB)	Gain/Loss (dB)	Corrected Reading EIRP	Peak Limit (dBm)	PK Margin (dB)	Avg Limit (dBm)	RMS Margin (dB)	Azimuth (Degs)	Height (cm)	Polarity
4	5.924868	-59.23	RMS	34.9	11.8	.49	-37.1	-49.14	-	-	-27	-22.14	176	198	V
2	5.924935	-42.4	Pk	34.9	11.8	0	-37.1	-32.8	-7	-25.8	-	-	176	198	V
1	5.925	-42.67	Pk	34.9	11.8	0	-37.1	-33.07	-7	-26.07	-	-	176	198	V
3	5.925	-59.01	RMS	34.9	11.8	.49	-37.1	-48.92	-	-	-27	-21.92	176	198	V

Pk - Peak detector
RMS - RMS detection

UL VERIFICATION SERVICES
47173 Benicia Street, Fremont, CA 94538; USA TEL:(510) 319-4000 FAX:(510) 661-0888
This report shall not be reproduced except in full, without the written approval of UL VERIFICATION SERVICES

HARMONICS AND SPURIOUS EMISSIONS

LOW CHANNEL

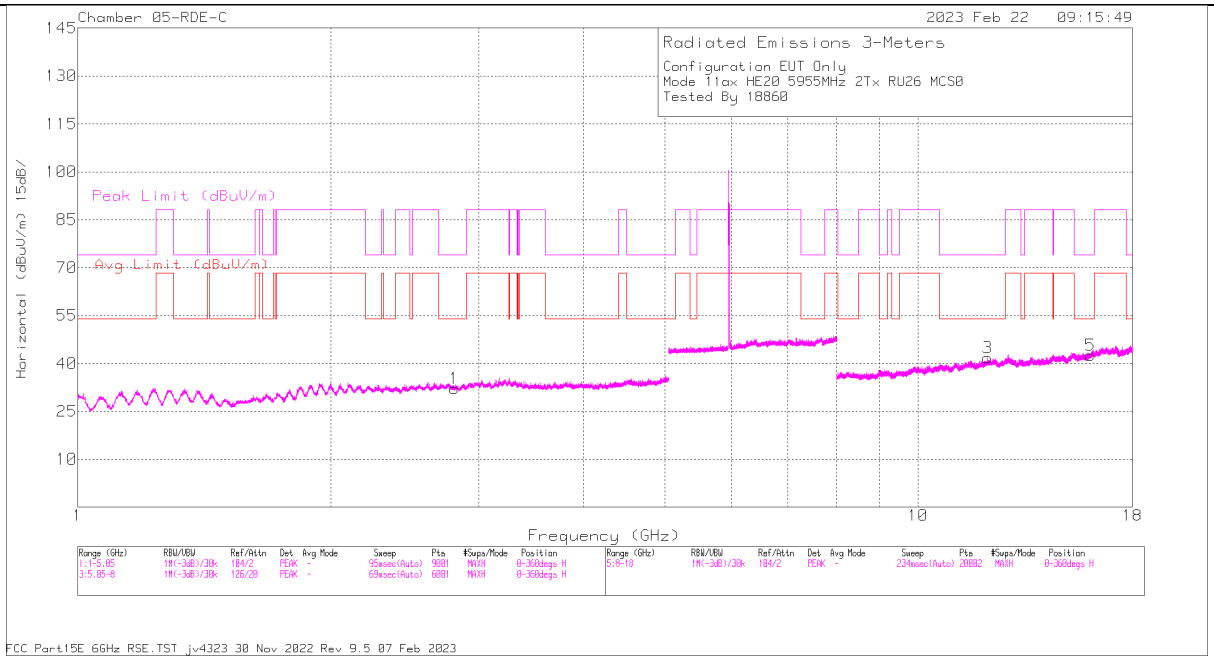

HORIZONTAL

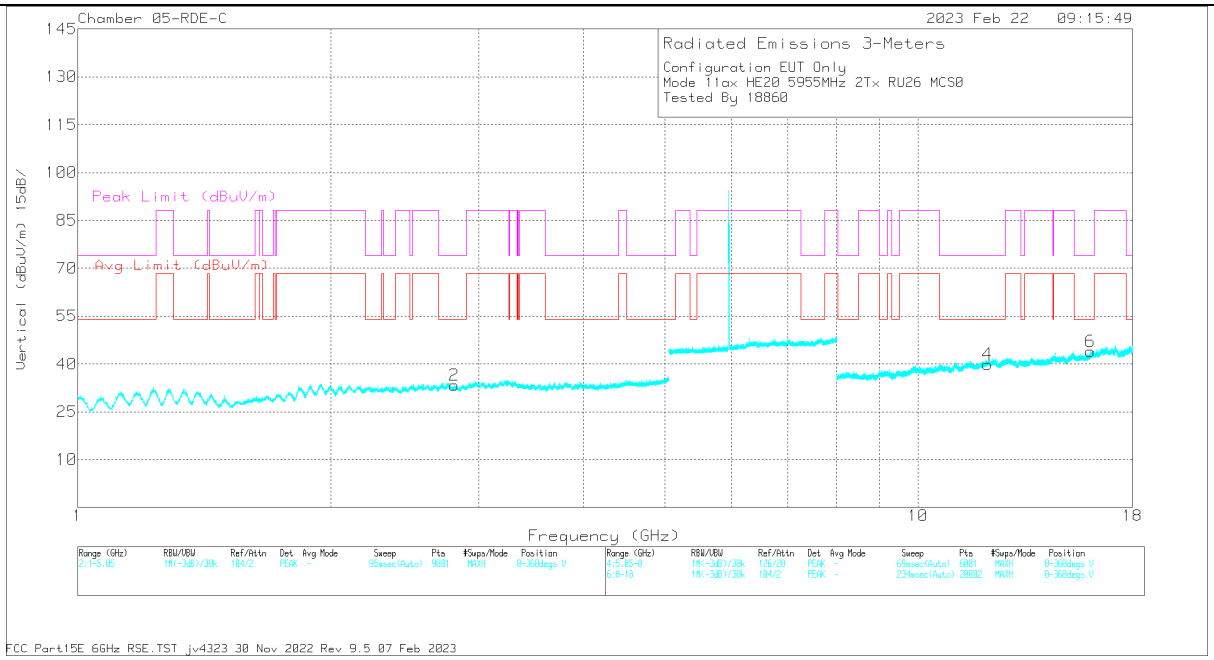

VERTICAL

UL VERIFICATION SERVICES
47173 Benicia Street, Fremont, CA 94538; USA TEL:(510) 319-4000 FAX:(510) 661-0888
This report shall not be reproduced except in full, without the written approval of UL VERIFICATION SERVICES

RADIATED EMISSIONS

Marker	Frequency (GHz)	Meter Reading (dBuV)	Det	80707 ACF (dB)	DCCF (dB)	Gain/Loss (dB)	Corrected Reading (dBuV/m)	Avg Limit (dBuV/m)	Margin (dB)	Peak Limit (dBuV/m)	PK Margin (dB)	Azimuth (Degs)	Height (cm)	Polarity
1	*2.802973	59.36	PK-U	32.7	0	-49.33	42.73			74	-31.27	34	190	H
	*2.802381	47.87	ADR	32.7	0	-49.33	31.24	54	-22.76			34	190	H
2	*2.807106	59.29	PK-U	32.7	0	-49.33	42.66			74	-31.34	171	268	V
	*2.807229	48.09	ADR	32.7	0	-49.33	31.46	54	-22.54			171	268	V
3	*12.109705	55.7	PK-U	39.4	0	-45.14	49.96			74	-24.04	69	272	H
	*12.112	44.24	ADR	39.4	0	-45.13	38.51	54	-15.49			69	272	H
4	*12.111574	56.12	PK-U	39.4	0	-45.13	50.39			74	-23.61	90	206	V
	*12.109895	44.39	ADR	39.4	0	-45.14	38.65	54	-15.35			90	206	V
5	*16.057823	57.42	PK-U	41	0	-45.13	53.29			74	-20.71	344	391	H
	*16.056065	45.15	ADR	41	0	-45.14	41.01	54	-12.99			344	391	H
6	*16.0583	57.87	PK-U	41	0	-45.13	53.74			74	-20.26	358	312	V
	*16.054817	45.44	ADR	41	0	-45.14	41.3	54	-12.70			358	312	V

* - indicates frequency in CFR47 Pt 15 / IC RSS-Restricted Band

PK-U - U-NII: Maximum Peak
ADR - U-NII AD primary method, RMS average

UL VERIFICATION SERVICES
47173 Benicia Street, Fremont, CA 94538; USA TEL:(510) 319-4000 FAX:(510) 661-0888
This report shall not be reproduced except in full, without the written approval of UL VERIFICATION SERVICES

MID CHANNEL

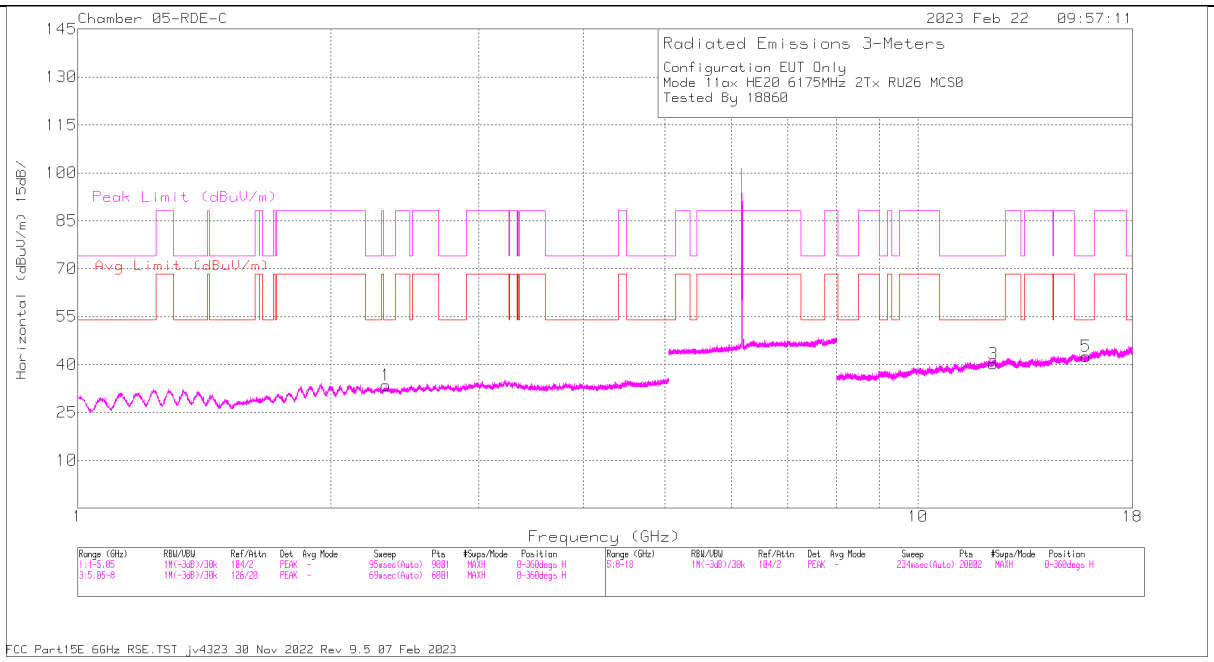

HORIZONTAL

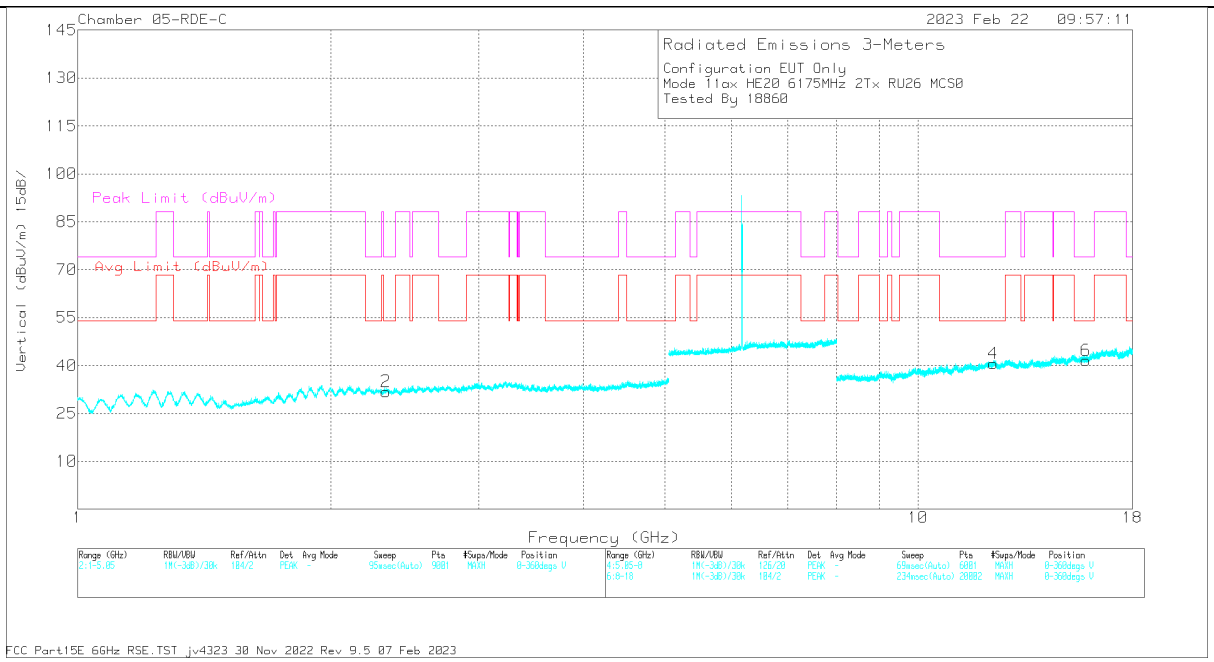

VERTICAL

UL VERIFICATION SERVICES
47173 Benicia Street, Fremont, CA 94538; USA TEL:(510) 319-4000 FAX:(510) 661-0888
This report shall not be reproduced except in full, without the written approval of UL VERIFICATION SERVICES

RADIATED EMISSIONS

Marker	Frequency (GHz)	Meter Reading (dBuV)	Det	80707 ACF (dB)	DCCF (dB)	Gain/Loss (dB)	Corrected Reading (dBuV/m)	Avg Limit (dBuV/m)	Margin (dB)	Peak Limit (dBuV/m)	PK Margin (dB)	Azimuth (Degs)	Height (cm)	Polarity
1	*2.324933	61.56	PK-U	32	0	-50.57	42.99			74	-31.01	190	168	H
	*2.32751	49.97	ADR	32	0	-50.59	31.38	54	-22.62			190	168	H
2	*2.32802	61.05	PK-U	32	0	-50.59	42.46			74	-31.54	283	194	V
	*2.325657	49.28	ADR	32	0	-50.57	30.71	54	-23.29			283	194	V
3	*12.296191	56.11	PK-U	39.4	0	-44.51	51			74	-23	102	245	H
	*12.299211	44	ADR	39.3	0	-44.49	38.81	54	-15.19			102	245	H
4	*12.300888	55.42	PK-U	39.3	0	-44.51	50.21			74	-23.79	192	156	V
	*12.299481	44.1	ADR	39.3	0	-44.49	38.91	54	-15.09			192	156	V
6	*15.847476	56.82	PK-U	40.8	0	-45.11	52.51			74	-21.49	337	118	V
	*15.850223	44.84	ADR	40.8	0	-45.11	40.53	54	-13.47			337	118	V
5	*15.850837	56.74	PK-U	40.8	0	-45.1	52.44			74	-21.56	331	253	H
	*15.851998	44.96	ADR	40.9	0	-45.09	40.77	54	-13.23			331	253	H

PK-U - U-NII: Maximum Peak
ADR - U-NII AD primary method, RMS average

UL VERIFICATION SERVICES
47173 Benicia Street, Fremont, CA 94538; USA TEL:(510) 319-4000 FAX:(510) 661-0888
This report shall not be reproduced except in full, without the written approval of UL VERIFICATION SERVICES

HIGH CHANNEL

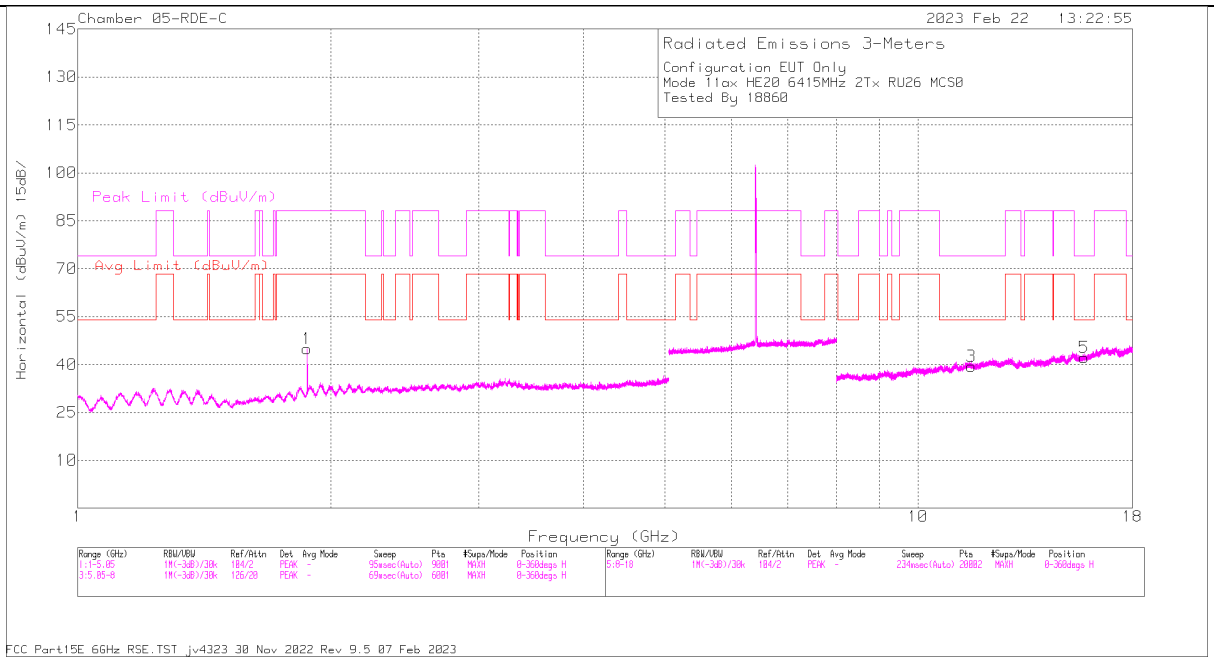

HORIZONTAL

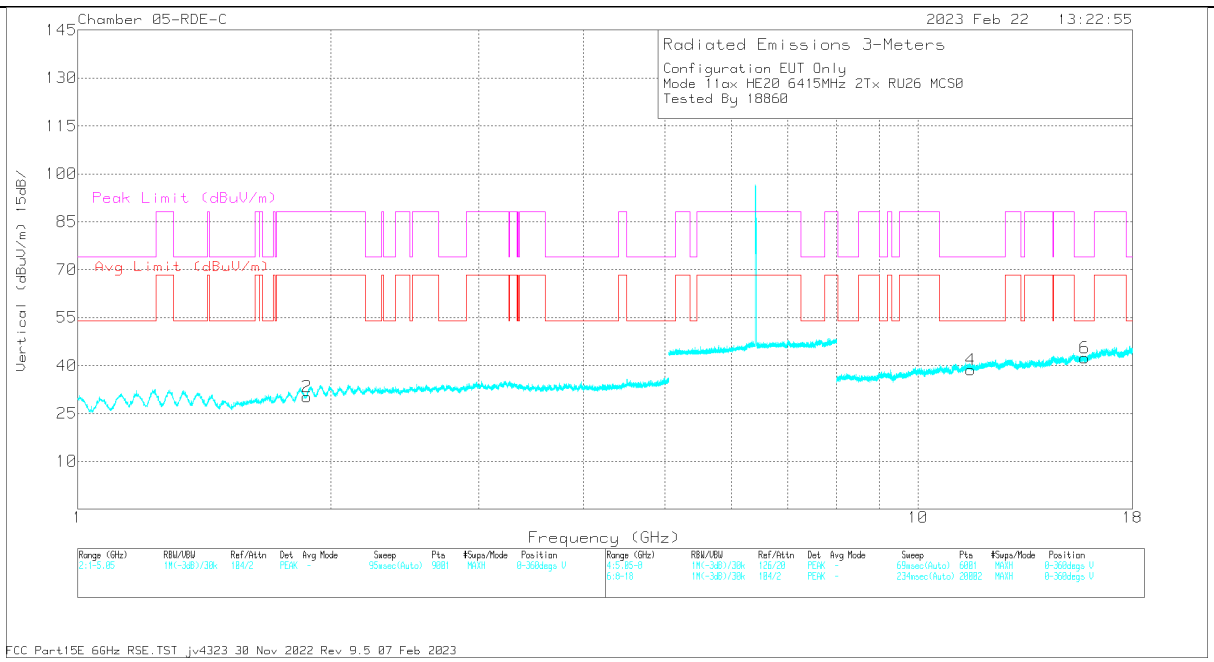

VERTICAL

UL VERIFICATION SERVICES
47173 Benicia Street, Fremont, CA 94538; USA TEL:(510) 319-4000 FAX:(510) 661-0888
This report shall not be reproduced except in full, without the written approval of UL VERIFICATION SERVICES

RADIATED EMISSIONS

Marker	Frequency (GHz)	Meter Reading (dBuV)	Det	80707 ACF (dB)	DCCF (dB)	Gain/Loss (dB)	Corrected Reading (dBuV/m)	Avg Limit (dBuV/m)	Margin (dB)	Peak Limit (dBuV/m)	PK Margin (dB)	Azimuth (Degs)	Height (cm)	Polarity
2	1.872883	61.06	PK-U	31.1	0	-50.57	41.59	-	-	88.2	-46.61	6	101	V
	1.87508	49.33	ADR	31.1	0	-50.59	29.84	68.2	-38.36	-	-	6	101	V
1	1.878301	61.47	PK-U	31.1	0	-50.53	42.04	-	-	88.2	-46.16	6	167	H
	1.87917	49.74	ADR	31.2	0	-50.5	30.44	68.2	-37.76	-	-	6	167	H
4	*11.561329	55.52	PK-U	38.8	0	-44.66	49.66			74	-24.34	6	199	V
	*11.559304	44.1	ADR	38.8	0	-44.66	38.24	54	-15.76			6	199	V
3	*11.568689	55.57	PK-U	38.8	0	-44.61	49.76			74	-24.24	6	199	H
	*11.56602	44.04	ADR	38.8	0	-44.65	38.19	54	-15.81			6	199	H
5	*15.769316	56.93	PK-U	40.8	0	-44.85	52.88			74	-21.12	6	199	H
	*15.770945	44.67	ADR	40.8	0	-44.87	40.60	54	-13.40			6	199	H
6	*15.795687	55.99	PK-U	40.8	0	-44.95	51.84			74	-22.16	6	199	V
	*15.794281	44.69	ADR	40.7	0	-44.94	40.45	54	-13.55			6	199	V

PK-U - U-NII: Maximum Peak
ADR - U-NII AD primary method, RMS average

UL VERIFICATION SERVICES
47173 Benicia Street, Fremont, CA 94538; USA TEL:(510) 319-4000 FAX:(510) 661-0888
This report shall not be reproduced except in full, without the written approval of UL VERIFICATION SERVICES

1TX Antenna 6 MODE: SU Mode

BANDEDGE (LOW CHANNEL)

HORIZONTAL RESULT

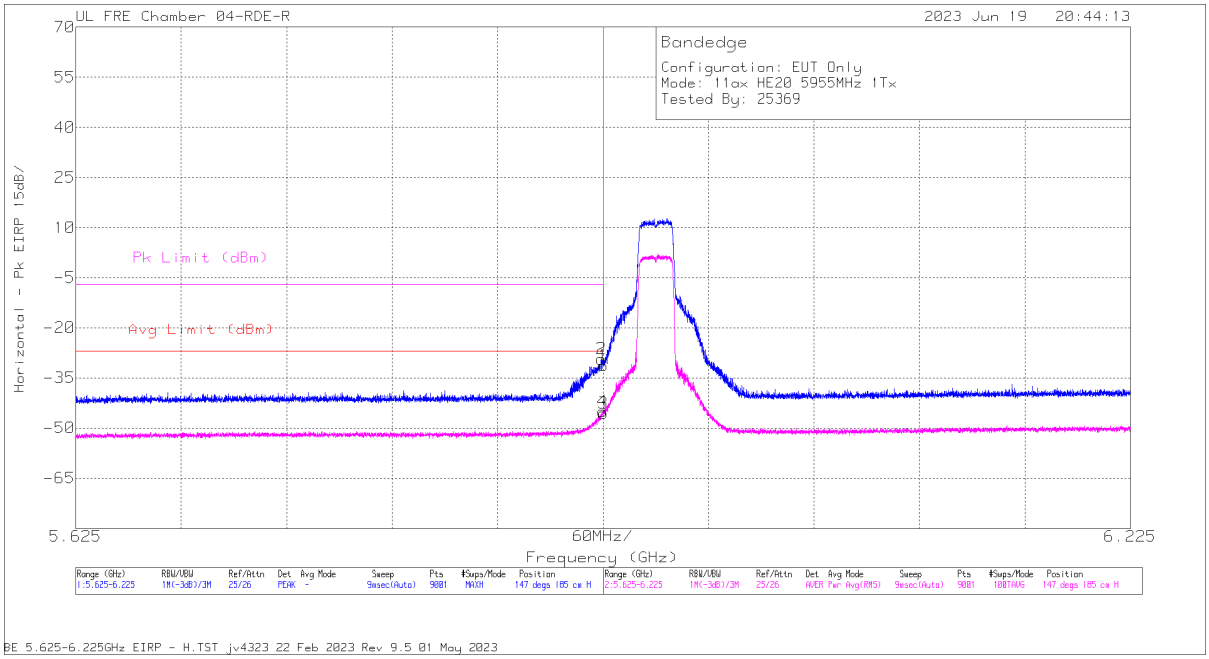

Marker	Frequency (GHz)	Meter Reading (dBm)	Det	222740 ACF(dB) - 3mH	Conversion Factor (dB)	DCCF (dB)	Gain/Loss (dB)	Corrected Reading EIRP	Avg Limit (dBm)	RMS Margin (dB)	Pk Limit (dBm)	PK Margin (dB)	Azimuth (Degs)	Height (cm)	Polarity
2	5.924202	-38.91	Pk	34.9	11.8	0	-37.1	-29.31	-	-	-7	-22.31	147	185	H
4	5.924868	-54.83	RMS	34.9	11.8	.19	-37.1	-45.04	-27	-18.04	-	-	147	185	H
1	5.925	-40.85	Pk	34.9	11.8	0	-37.1	-31.25	-	-	-7	-24.25	147	185	H
3	5.925	-55.25	RMS	34.9	11.8	.19	-37.1	-45.46	-27	-18.46	-	-	147	185	H

Pk - Peak detector
RMS - RMS detection

UL VERIFICATION SERVICES
47173 Benicia Street, Fremont, CA 94538; USA TEL:(510) 319-4000 FAX:(510) 661-0888
This report shall not be reproduced except in full, without the written approval of UL VERIFICATION SERVICES

VERTICAL RESULT

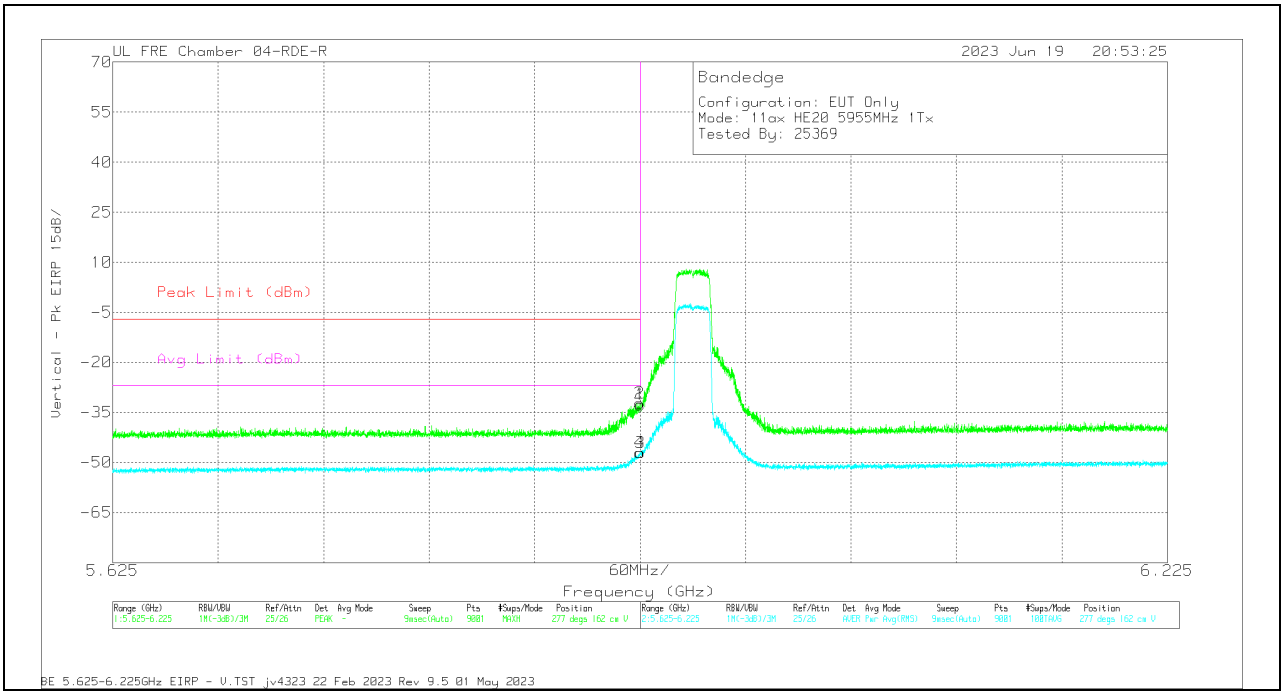

Marker	Frequency (GHz)	Meter Reading (dBm)	Det	222740 ACF(dB) - 3mH	Conversion Factor (dB)	DCCF (dB)	Gain/Loss (dB)	Corrected Reading EIRP	Peak Limit (dBm)	PK Margin (dB)	Avg Limit (dBm)	RMS Margin (dB)	Azimuth (Degs)	Height (cm)	Polarity
4	5.924802	-56.86	RMS	34.9	11.8	.19	-37.1	-47.07	-	-	-27	-20.07	277	162	V
2	5.924868	-41.78	Pk	34.9	11.8	0	-37.1	-32.18	-7	-25.18	-	-	277	162	V
1	5.925	-42.29	Pk	34.9	11.8	0	-37.1	-32.69	-7	-25.69	-	-	277	162	V
3	5.925	-56.85	RMS	34.9	11.8	.19	-37.1	-47.06	-	-	-27	-20.06	277	162	V

Pk - Peak detector
RMS - RMS detection

UL VERIFICATION SERVICES
47173 Benicia Street, Fremont, CA 94538; USA TEL:(510) 319-4000 FAX:(510) 661-0888
This report shall not be reproduced except in full, without the written approval of UL VERIFICATION SERVICES

1TX Antenna 5 MODE: SU Mode

BANDEDGE (LOW CHANNEL)

HORIZONTAL RESULT

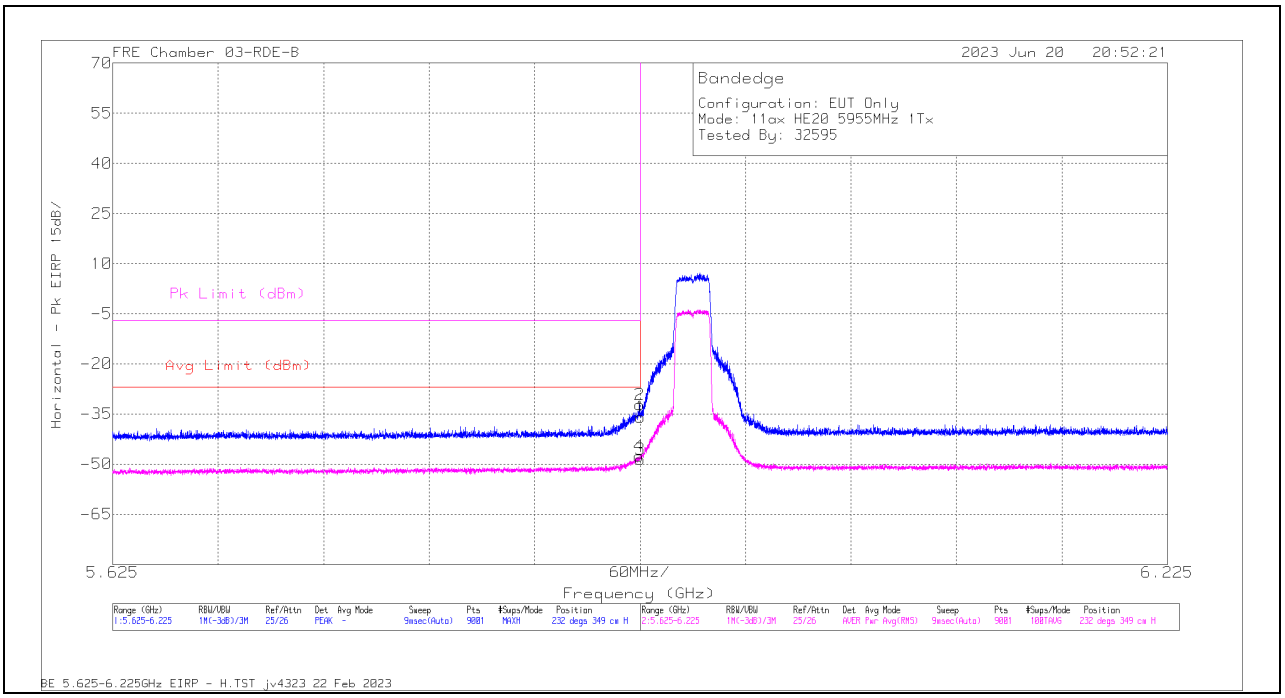

Marker	Frequency (GHz)	Meter Reading (dBm)	Det	230300 ACF (dB/m)	Conversion Factor (dB)	DCCF (dB)	Gain/Loss (dB)	Corrected Reading EIRP	Avg Limit (dBm)	RMS Margin (dB)	Pk Limit (dBm)	PK Margin (dB)	Azimuth (Degs)	Height (cm)	Polarity
4	5.924268	-56.32	RMS	34.9	11.8	.19	-38.23	-47.66	-27	-20.66	-	-	232	349	H
2	5.924668	-40.68	Pk	34.9	11.8	0	-38.27	-32.25	-	-	-7	-25.25	232	349	H
1	5.925	-44.31	Pk	34.9	11.8	0	-38.3	-35.91	-	-	-7	-28.91	232	349	H
3	5.925	-57.07	RMS	34.9	11.8	.19	-38.3	-48.48	-27	-21.48	-	-	232	349	H

Pk - Peak detector
RMS - RMS detection

UL VERIFICATION SERVICES
47173 Benicia Street, Fremont, CA 94538; USA TEL:(510) 319-4000 FAX:(510) 661-0888
This report shall not be reproduced except in full, without the written approval of UL VERIFICATION SERVICES

VERTICAL RESULT

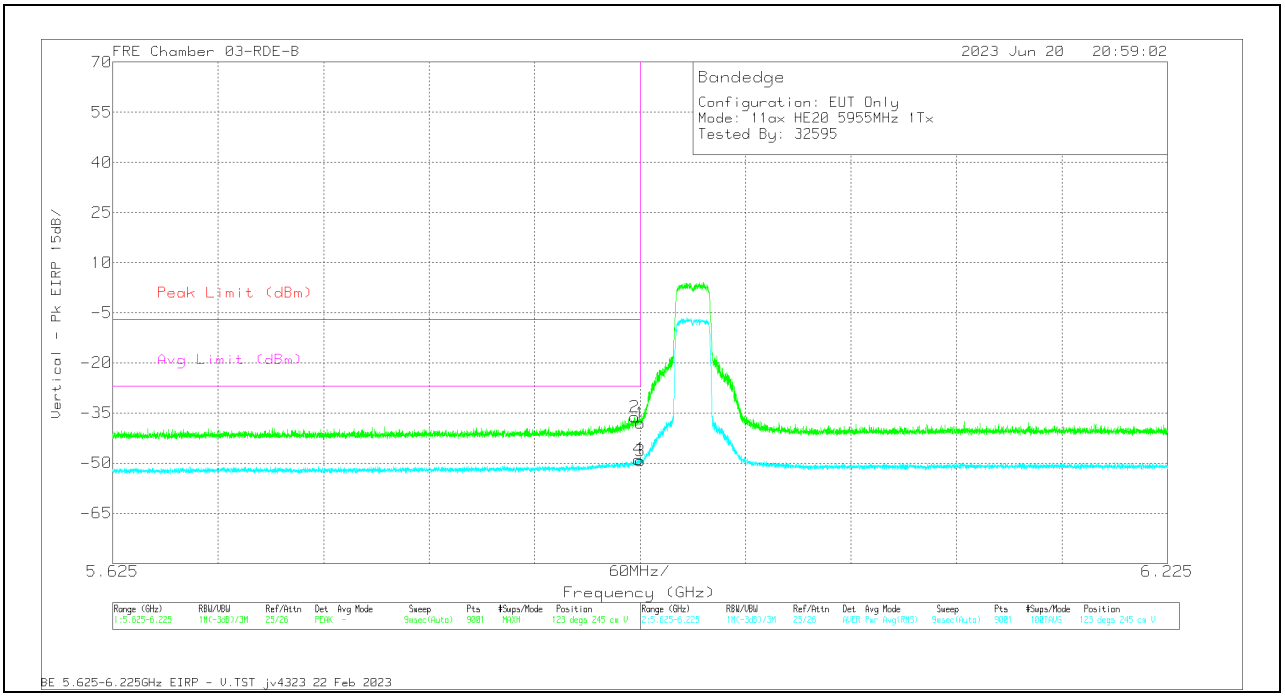

Marker	Frequency (GHz)	Meter Reading (dBm)	Det	230300 ACF (dB/m)	Conversion Factor (dB)	DCCF (dB)	Gain/Loss (dB)	Corrected Reading EIRP	Peak Limit (dBm)	PK Margin (dB)	Avg Limit (dBm)	RMS Margin (dB)	Azimuth (Degs)	Height (cm)	Polarity
2	5.921868	-44.5	Pk	34.9	11.8	0	-38.29	-36.09	-7	-29.09	-	-	123	245	V
4	5.924068	-57.5	RMS	34.9	11.8	.19	-38.21	-48.82	-	-	-27	-21.82	123	245	V
1	5.925	-46.44	Pk	34.9	11.8	0	-38.3	-38.04	-7	-31.04	-	-	123	245	V
3	5.925	-57.88	RMS	34.9	11.8	.19	-38.3	-49.29	-	-	-27	-22.29	123	245	V

Pk - Peak detector
RMS - RMS detection

UL VERIFICATION SERVICES
47173 Benicia Street, Fremont, CA 94538; USA TEL:(510) 319-4000 FAX:(510) 661-0888
This report shall not be reproduced except in full, without the written approval of UL VERIFICATION SERVICES

2TX Antenna 6 + Antenna 5 OFDMA MODE: SU Mode

BANDEDGE (LOW CHANNEL)

HORIZONTAL RESULT

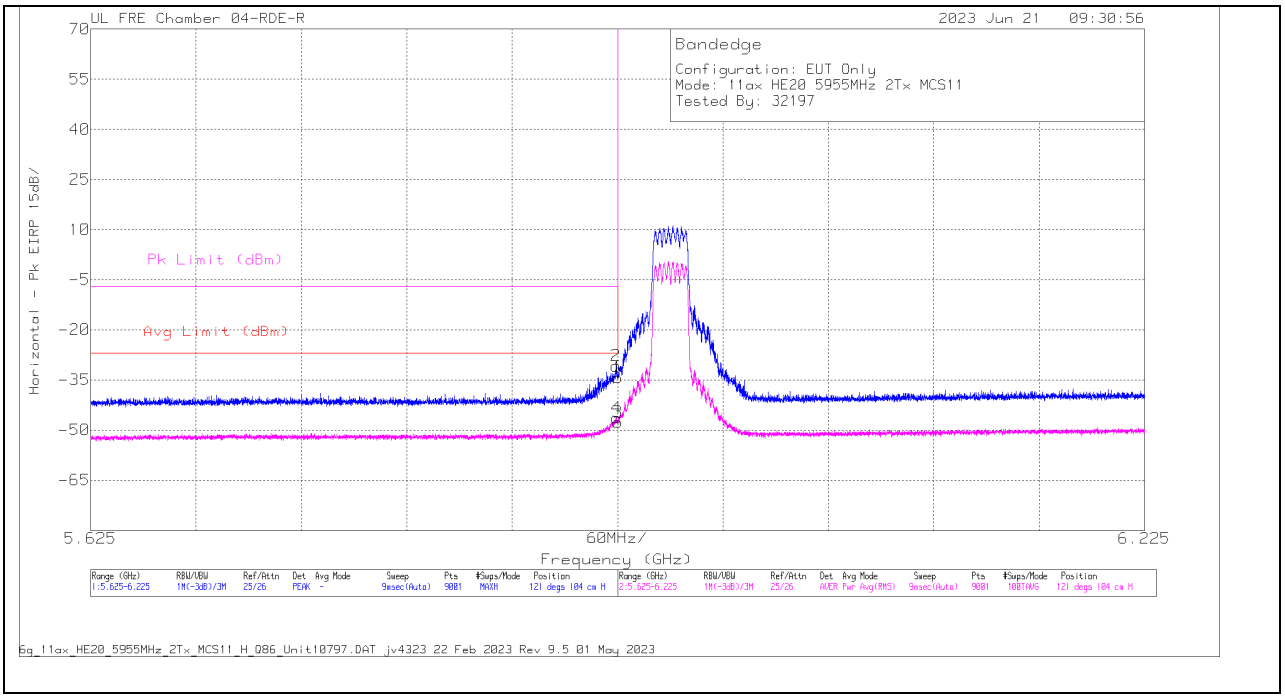

Trace Markers

Marker	Frequency (GHz)	Meter Reading (dBm)	Det	222740 ACF(dB) - 3mH	Conversion Factor (dB)	DCCF (dB)	Gain/Loss (dB)	Corrected Reading EIRP	Avg Limit (dBm)	RMS Margin (dB)	Pk Limit (dBm)	PK Margin (dB)	Azimuth (Degs)	Height (cm)	Polarity
2	5.924135	-40.41	Pk	34.9	11.8	0	-37.1	-30.81	-	-	-7	-23.81	121	104	H
4	5.924268	-56.13	RMS	34.9	11.8	.19	-37.1	-46.34	-27	-19.34	-	-	121	104	H
1	5.925	-43.92	Pk	34.9	11.8	0	-37.1	-34.32	-	-	-7	-27.32	121	104	H
3	5.925	-57.42	RMS	34.9	11.8	.19	-37.1	-47.63	-27	-20.63	-	-	121	104	H

Pk - Peak detector
RMS - RMS detection

UL VERIFICATION SERVICES
47173 Benicia Street, Fremont, CA 94538; USA TEL:(510) 319-4000 FAX:(510) 661-0888
This report shall not be reproduced except in full, without the written approval of UL VERIFICATION SERVICES

VERTICAL RESULT

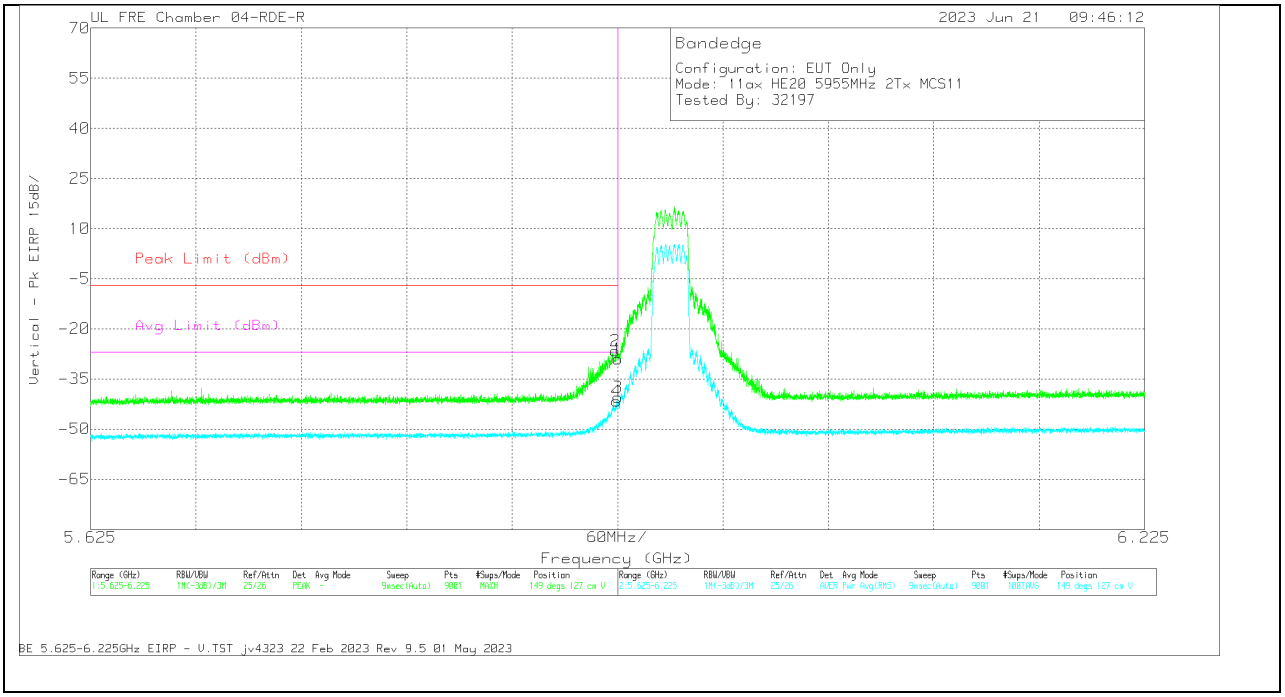

Trace Markers

Marker	Frequency (GHz)	Meter Reading (dBm)	Det	222740 ACF(dB) - 3mH	Conversion Factor (dB)	DCCF (dB)	Gain/Loss (dB)	Corrected Reading EIRP	Peak Limit (dBm)	PK Margin (dB)	Avg Limit (dBm)	RMS Margin (dB)	Azimuth (Degs)	Height (cm)	Polarity
2	5.923735	-36.19	Pk	34.9	11.8	0	-37.11	-26.6	-7	-19.6	-	-	149	127	V
4	5.924602	-51.36	RMS	34.9	11.8	.19	-37.1	-41.57	-	-	-27	-14.57	149	127	V
1	5.925	-38.63	Pk	34.9	11.8	0	-37.1	-29.03	-7	-22.03	-	-	149	127	V
3	5.925	-50.32	RMS	34.9	11.8	.19	-37.1	-40.53	-	-	-27	-13.53	149	127	V

Pk - Peak detector
RMS - RMS detection

UL VERIFICATION SERVICES
47173 Benicia Street, Fremont, CA 94538; USA TEL:(510) 319-4000 FAX:(510) 661-0888
This report shall not be reproduced except in full, without the written approval of UL VERIFICATION SERVICES

HARMONICS AND SPURIOUS EMISSIONS

LOW CHANNEL

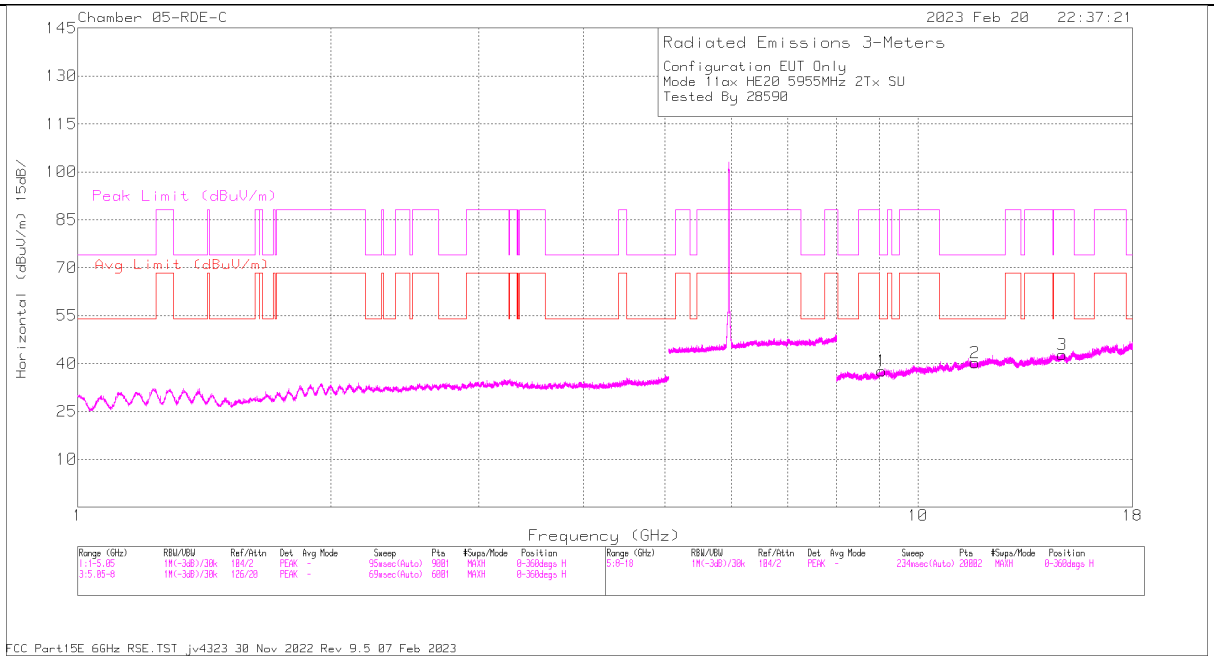

HORIZONTAL

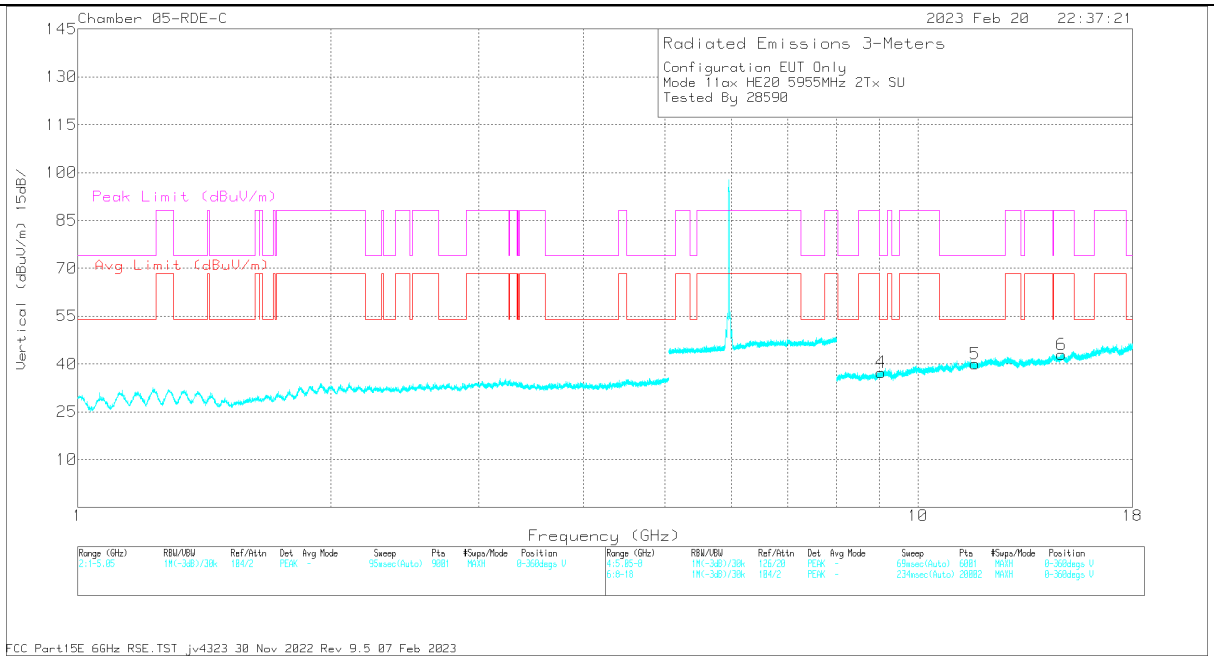

VERTICAL

UL VERIFICATION SERVICES
47173 Benicia Street, Fremont, CA 94538; USA TEL:(510) 319-4000 FAX:(510) 661-0888
This report shall not be reproduced except in full, without the written approval of UL VERIFICATION SERVICES

RADIATED EMISSIONS

Marker	Frequency (GHz)	Meter Reading (dBuV)	Det	80707 ACF (dB)	Gain/Loss (dB)	Corrected Reading (dBuV/m)	Avg Limit (dBuV/m)	Margin (dB)	Peak Limit (dBuV/m)	PK Margin (dB)	Azimuth (Degs)	Height (cm)	Polarity
1	* 9.050196	56.53	PK-U	36.2	-45.56	47.17			74	-26.83	360	199	H
	* 9.051474	45.05	ADR	36.3	-45.58	35.77	54	-18.23			360	199	H
2	* 11.704218	55.05	PK-U	39	-45.24	48.81			74	-25.19	360	100	H
	* 11.705038	43.44	ADR	38.9	-45.25	37.09	54	-16.91			360	100	H
4	* 9.04568	56.54	PK-U	36.2	-45.64	47.1			74	-26.9	360	199	V
	* 9.046358	44.9	ADR	36.2	-45.63	35.47	54	-18.53			360	199	V
5	* 11.694139	55.18	PK-U	38.9	-45.22	48.86			74	-25.14	360	100	V
	* 11.691138	43.38	ADR	39	-45.18	37.2	54	-16.8			360	100	V
6	14.835552	57.23	PK-U	40.3	-45.17	52.36	-	-	88.2	-35.84	360	199	V
	14.834356	45.31	ADR	40.3	-45.19	40.42	68.2	-27.78	-	-	360	199	V
3	14.857933	56.92	PK-U	40.3	-44.98	52.24	-	-	88.2	-35.96	360	100	H
	14.85953	45.38	ADR	40.3	-44.97	40.71	68.2	-27.49	-	-	360	100	H

* - indicates frequency in CFR47 Pt 15 / IC RSS-Restricted Band
PK-U - U-NII: Maximum Peak
ADR - U-NII AD primary method, RMS average

UL VERIFICATION SERVICES
47173 Benicia Street, Fremont, CA 94538; USA TEL:(510) 319-4000 FAX:(510) 661-0888
This report shall not be reproduced except in full, without the written approval of UL VERIFICATION SERVICES

MID CHANNEL

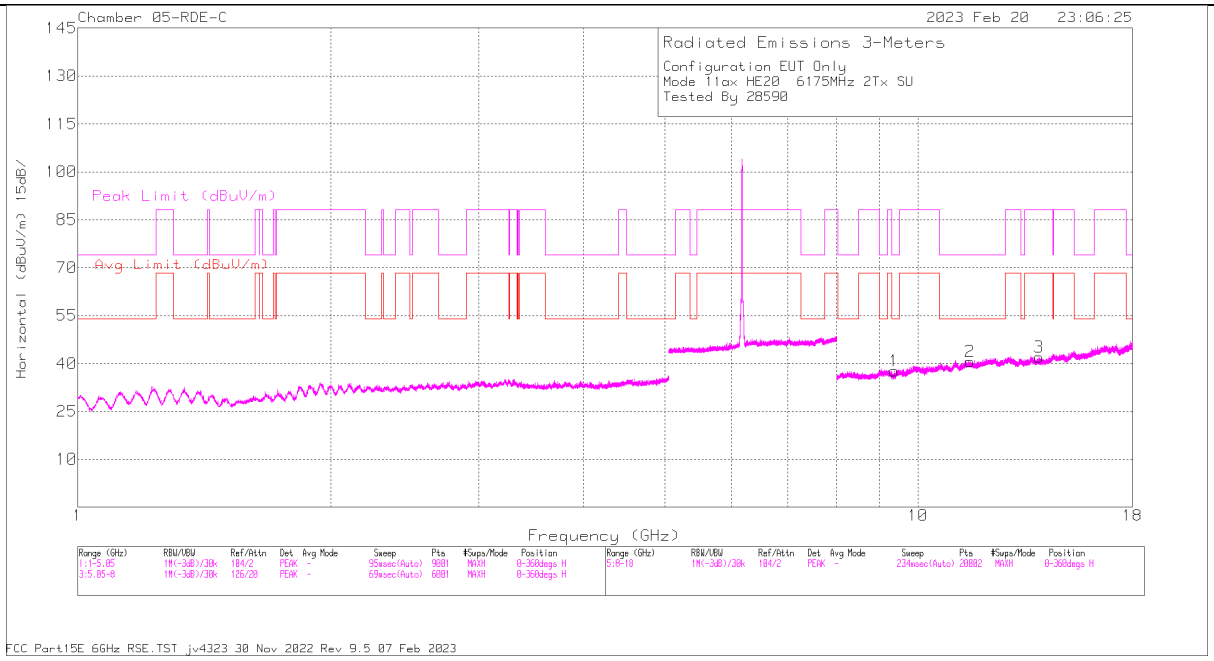

HORIZONTAL

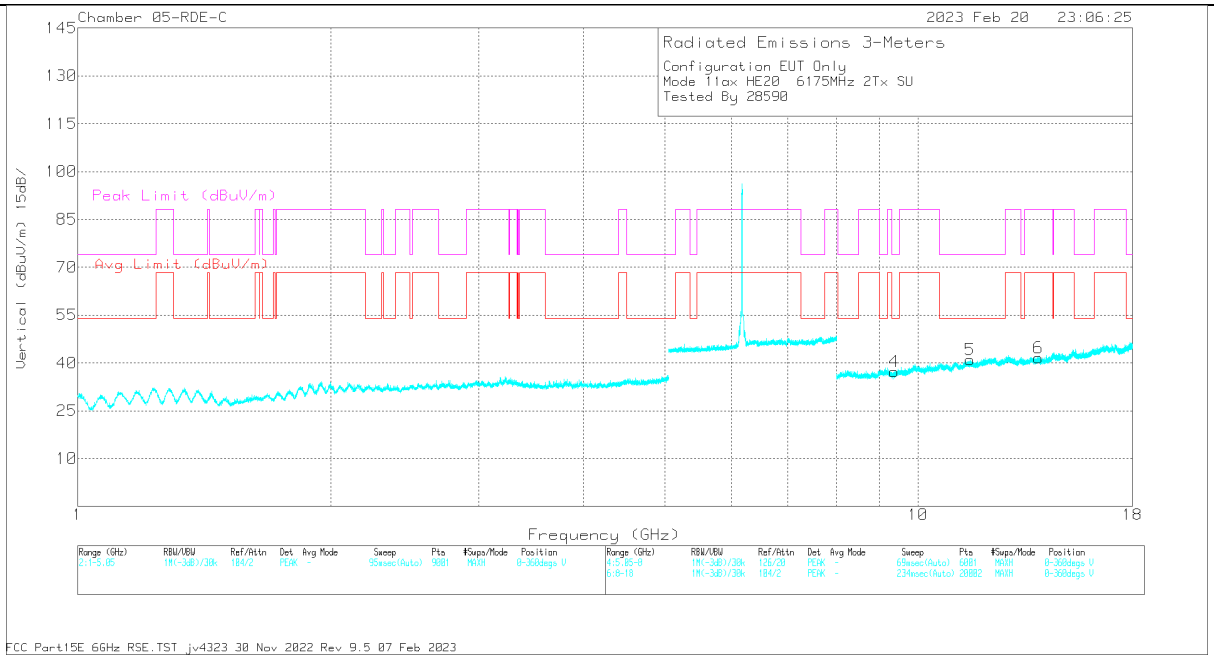

VERTICAL

UL VERIFICATION SERVICES
47173 Benicia Street, Fremont, CA 94538; USA TEL:(510) 319-4000 FAX:(510) 661-0888
This report shall not be reproduced except in full, without the written approval of UL VERIFICATION SERVICES

RADIATED EMISSIONS

Marker	Frequency (GHz)	Meter Reading (dBuV)	Det	80707 ACF (dB)	Gain/Loss (dB)	Corrected Reading (dBuV/m)	Avg Limit (dBuV/m)	Margin (dB)	Peak Limit (dBuV/m)	PK Margin (dB)	Azimuth (Degs)	Height (cm)	Polarity
1	* 9.378777	56.29	PK-U	36.5	-46.08	46.71			74	-27.29	360	199	H
	* 9.379149	44.84	ADR	36.5	-46.08	35.26	54	-18.74			360	199	H
2	* 11.542614	56.14	PK-U	38.8	-44.54	50.4			74	-23.6	360	100	H
	* 11.543154	44.68	ADR	38.8	-44.54	38.94	54	-15.06			360	100	H
4	* 9.377546	56.44	PK-U	36.5	-46.1	46.84			74	-27.16	360	200	V
	* 9.376345	44.68	ADR	36.5	-46.12	35.06	54	-18.94			360	200	V
5	* 11.541693	55.9	PK-U	38.8	-44.54	50.16			74	-23.84	360	200	V
	* 11.540991	44.46	ADR	38.8	-44.54	38.72	54	-15.28			360	200	V
6	13.918433	57.87	PK-U	39.3	-46.11	51.06	-	-	88.2	-37.14	360	100	V
	13.919884	46.29	ADR	39.4	-46.1	39.59	68.2	-28.61	-	-	360	100	V
3	13.935148	57.78	PK-U	39.4	-46.15	51.03	-	-	88.2	-37.17	360	100	H
	13.935306	46.16	ADR	39.4	-46.15	39.41	68.2	-28.79	-	-	360	100	H

* - indicates frequency in CFR47 Pt 15 / IC RSS-Restricted Band
PK-U - U-NII: Maximum Peak
ADR - U-NII AD primary method, RMS average

UL VERIFICATION SERVICES
47173 Benicia Street, Fremont, CA 94538; USA TEL:(510) 319-4000 FAX:(510) 661-0888
This report shall not be reproduced except in full, without the written approval of UL VERIFICATION SERVICES

HIGH CHANNEL

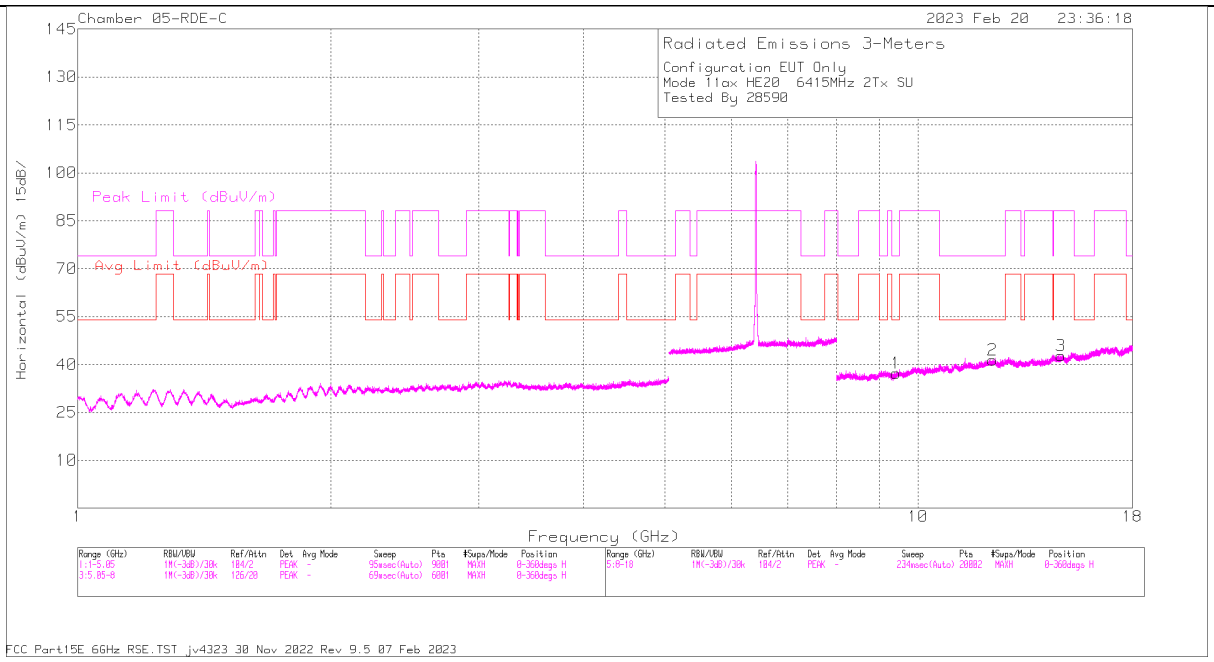

HORIZONTAL

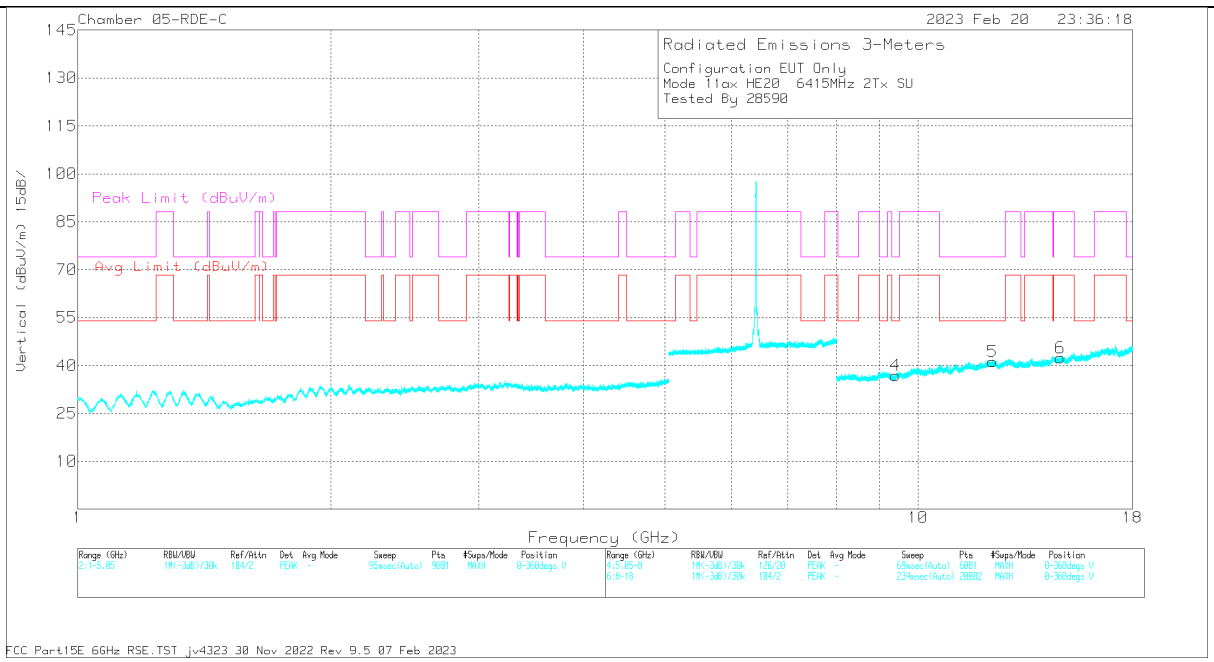

VERTICAL

UL VERIFICATION SERVICES
47173 Benicia Street, Fremont, CA 94538; USA TEL:(510) 319-4000 FAX:(510) 661-0888
This report shall not be reproduced except in full, without the written approval of UL VERIFICATION SERVICES

RADIATED EMISSIONS

Marker	Frequency (GHz)	Meter Reading (dBuV)	Det	80707 ACF (dB)	Gain/Loss (dB)	Corrected Reading (dBuV/m)	Avg Limit (dBuV/m)	Margin (dB)	Peak Limit (dBuV/m)	PK Margin (dB)	Azimuth (Degs)	Height (cm)	Polarity
1	* 9.422388	56.44	PK-U	36.6	-46.12	46.92			74	-27.08	360	199	H
	* 9.422998	44.66	ADR	36.6	-46.11	35.15	54	-18.85			360	199	H
2	* 12.262074	56.37	PK-U	39.4	-44.84	50.93			74	-23.07	360	100	H
	* 12.261571	44.72	ADR	39.4	-44.85	39.27	54	-14.73			360	100	H
4	* 9.407469	56	PK-U	36.6	-46.19	46.41			74	-27.59	360	199	V
	* 9.411385	44.3	ADR	36.6	-46.14	34.76	54	-19.24			360	199	V
5	* 12.264663	56.44	PK-U	39.4	-44.78	51.06			74	-22.94	360	100	V
	* 12.262896	44.82	ADR	39.4	-44.83	39.39	54	-14.61			360	100	V
6	14.781781	57.08	PK-U	40.2	-45.64	51.64	-	-	88.2	-36.56	360	100	V
	14.782745	45.4	ADR	40.2	-45.64	39.96	68.2	-28.24	-	-	360	100	V
3	14.805285	57.07	PK-U	40.3	-45.58	51.79	-	-	88.2	-36.41	360	199	H
	14.805453	45.93	ADR	40.3	-45.58	40.65	68.2	-27.55	-	-	360	199	H

* - indicates frequency in CFR47 Pt 15 / IC RSS-Restricted Band
PK-U - U-NII: Maximum Peak
ADR - U-NII AD primary method, RMS average

UL VERIFICATION SERVICES
47173 Benicia Street, Fremont, CA 94538; USA TEL:(510) 319-4000 FAX:(510) 661-0888
This report shall not be reproduced except in full, without the written approval of UL VERIFICATION SERVICES

1.1.2. TX ABOVE 1 GHz 802.11ax HE40 MODE IN THE UNII-5 BAND

1TX Antenna 6 MODE: 26-Tones, RU Index 0

BANDEDGE (LOW CHANNEL)

HORIZONTAL RESULT

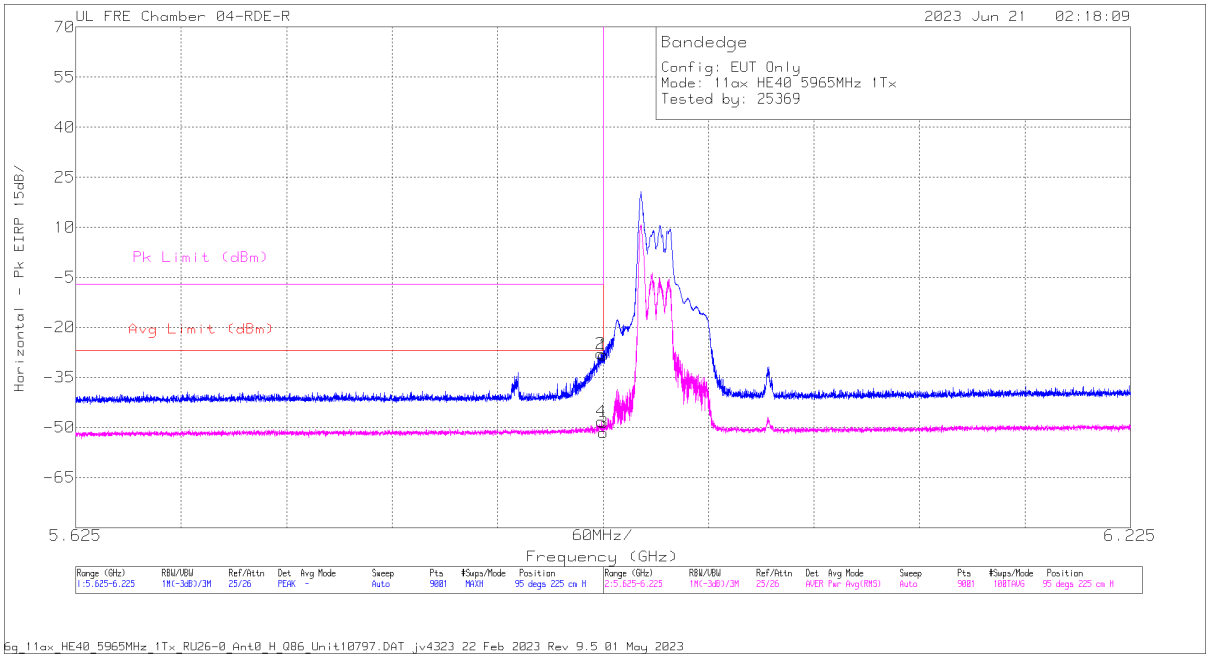

Marker	Frequency (GHz)	Meter Reading (dBm)	Det	222740 ACF(dB) - 3mH	Conversion Factor (dB)	DCCF (dB)	Gain/Loss (dB)	Corrected Reading EIRP	Avg Limit (dBm)	RMS Margin (dB)	Pk Limit (dBm)	PK Margin (dB)	Azimuth (Degs)	Height (cm)	Polarity
2	5.923735	-37.56	Pk	34.9	11.8	0	-37.11	-27.97	-	-	-7	-20.97	95	225	H
4	5.924202	-58.3	RMS	34.9	11.8	.50	-37.1	-48.20	-27	-21.20	-	-	95	225	H
1	5.925	-37.92	Pk	34.9	11.8	0	-37.1	-28.32	-	-	-7	-21.32	95	225	H
3	5.925	-61.74	RMS	34.9	11.8	.50	-37.1	-51.64	-27	-24.64	-	-	95	225	H

Pk - Peak detector
RMS - RMS detection

UL VERIFICATION SERVICES
47173 Benicia Street, Fremont, CA 94538; USA TEL:(510) 319-4000 FAX:(510) 661-0888
This report shall not be reproduced except in full, without the written approval of UL VERIFICATION SERVICES

VERTICAL RESULT

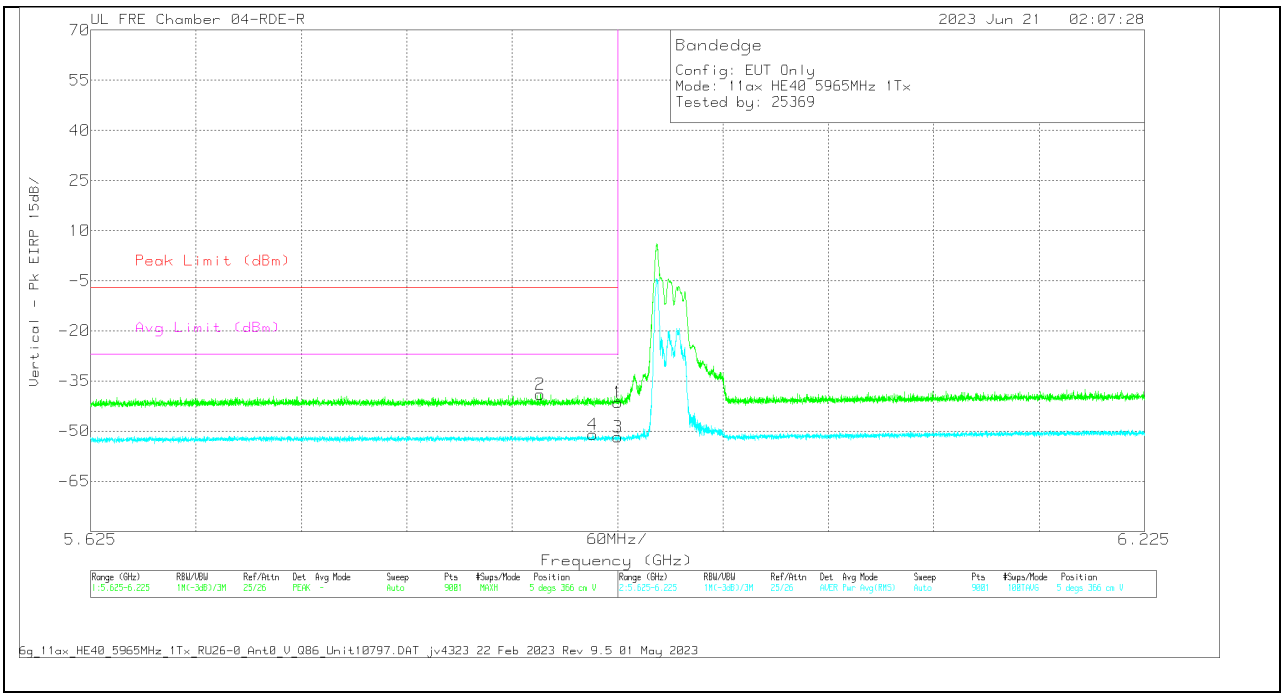

Marker	Frequency (GHz)	Meter Reading (dBm)	Det	222740 ACF(dB) - 3mH	Conversion Factor (dB)	DCCF (dB)	Gain/Loss (dB)	Corrected Reading EIRP	Peak Limit (dBm)	PK Margin (dB)	Avg Limit (dBm)	RMS Margin (dB)	Azimuth (Degs)	Height (cm)	Polarity
2	5.881068	-48.26	Pk	34.8	11.8	0	-37.24	-38.9	-7	-31.9	-	-	5	366	V
4	5.910935	-61	RMS	34.8	11.8	.50	-37.15	-51.05	-	-	-27	-24.05	5	366	V
1	5.925	-51.06	Pk	34.9	11.8	0	-37.1	-41.46	-7	-34.46	-	-	5	366	V
3	5.925	-61.83	RMS	34.9	11.8	.50	-37.1	-51.73	-	-	-27	-24.73	5	366	V

Pk - Peak detector
RMS - RMS detection

UL VERIFICATION SERVICES
47173 Benicia Street, Fremont, CA 94538; USA TEL:(510) 319-4000 FAX:(510) 661-0888
This report shall not be reproduced except in full, without the written approval of UL VERIFICATION SERVICES

1TX Antenna 5 MODE: 26-Tones, RU Index 0

BANDEDGE (LOW CHANNEL)

HORIZONTAL RESULT

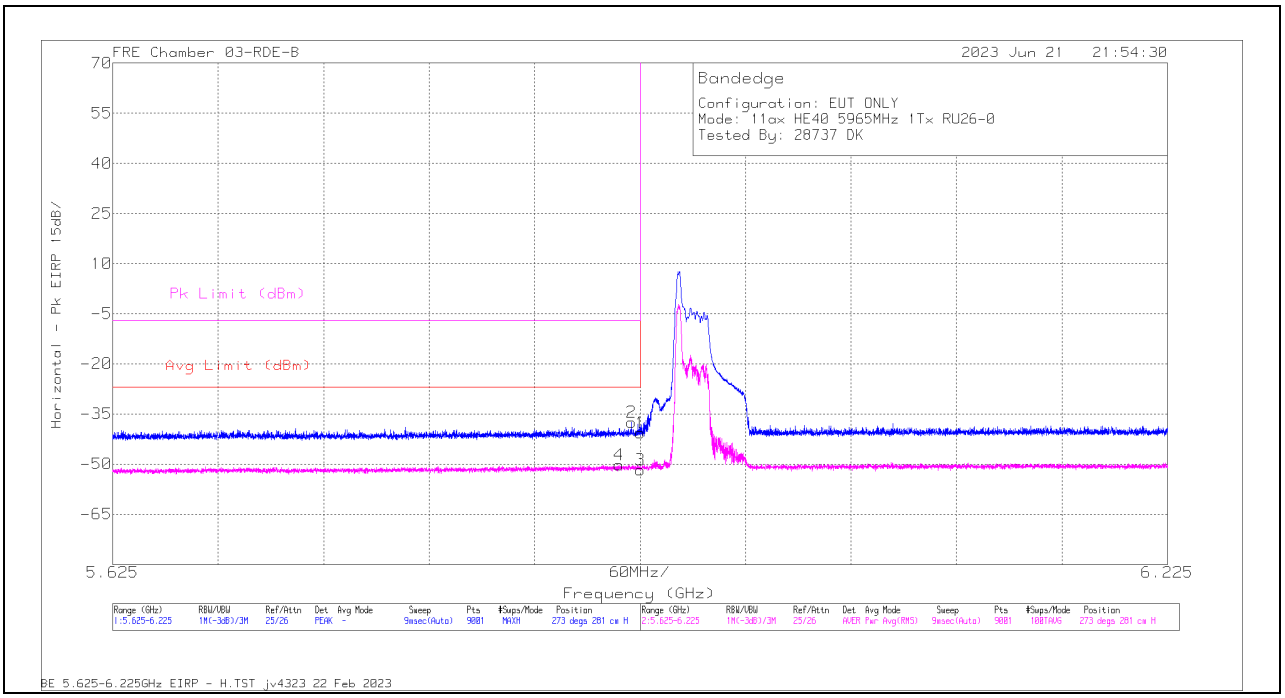

Marker	Frequency (GHz)	Meter Reading (dBm)	Det	230300 ACF (dB/m)	Conversion Factor (dB)	DCCF (dB)	Gain/Loss (dB)	Corrected Reading EIRP	Avg Limit (dBm)	RMS Margin (dB)	Pk Limit (dBm)	PK Margin (dB)	Azimuth (Degs)	Height (cm)	Polarity
4	5.912868	-59.04	RMS	34.8	11.8	.50	-38.3	-50.24	-27	-23.24	-	-	273	281	H
2	5.920068	-45.98	Pk	34.9	11.8	0	-38.2	-37.48	-	-	-7	-30.48	273	281	H
1	5.925	-49.07	Pk	34.9	11.8	0	-38.3	-40.67	-	-	-7	-33.67	273	281	H
3	5.925	-60.61	RMS	34.9	11.8	.50	-38.3	-51.71	-27	-24.71	-	-	273	281	H

Pk - Peak detector
RMS - RMS detection

UL VERIFICATION SERVICES
47173 Benicia Street, Fremont, CA 94538; USA TEL:(510) 319-4000 FAX:(510) 661-0888
This report shall not be reproduced except in full, without the written approval of UL VERIFICATION SERVICES

VERTICAL RESULT

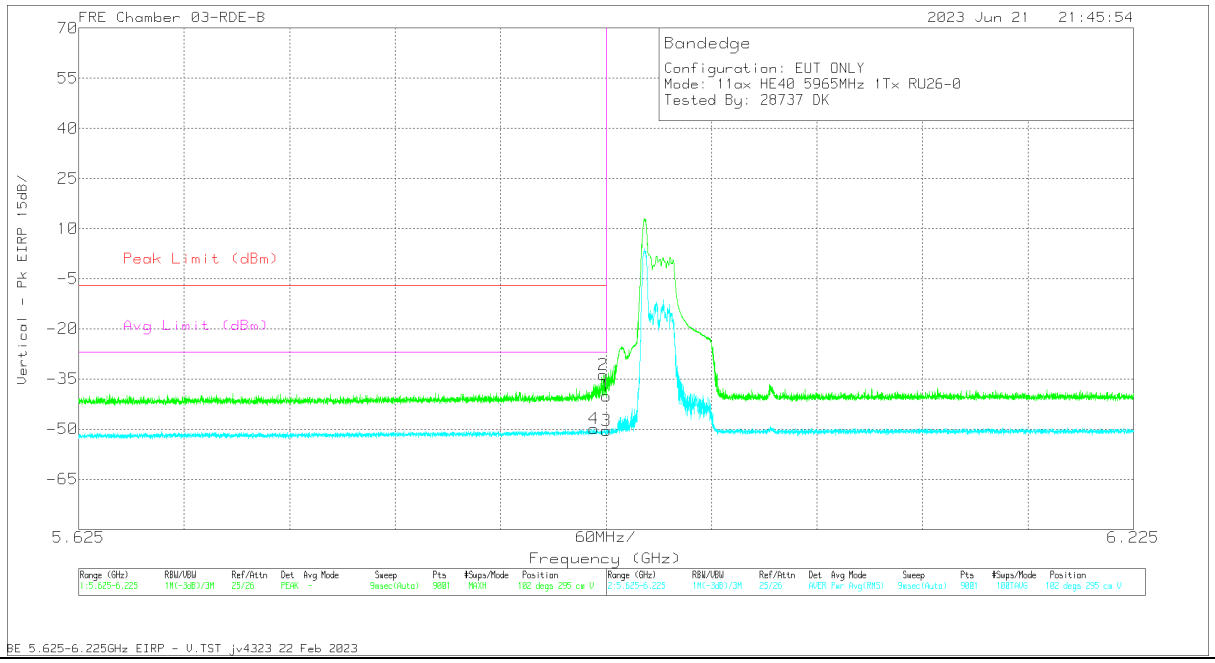

Marker	Frequency (GHz)	Meter Reading (dBm)	Det	230300 ACF (dB/m)	Conversion Factor (dB)	DCCF (dB)	Gain/Loss (dB)	Corrected Reading EIRP	Peak Limit (dBm)	PK Margin (dB)	Avg Limit (dBm)	RMS Margin (dB)	Azimuth (Degs)	Height (cm)	Polarity
4	5.917868	-58.75	RMS	34.9	11.8	.50	-38.3	-49.85	-	-	-27	-22.85	102	295	V
2	5.923335	-42.19	Pk	34.9	11.8	0	-38.27	-33.76	-7	-26.76	-	-	102	295	V
1	5.925	-48.56	Pk	34.9	11.8	0	-38.3	-40.16	-7	-33.16	-	-	102	295	V
3	5.925	-59.42	RMS	34.9	11.8	.50	-38.3	-50.52	-	-	-27	-23.52	102	295	V

Pk - Peak detector
RMS - RMS detection

UL VERIFICATION SERVICES
47173 Benicia Street, Fremont, CA 94538; USA TEL:(510) 319-4000 FAX:(510) 661-0888
This report shall not be reproduced except in full, without the written approval of UL VERIFICATION SERVICES

2TX Antenna 6 + Antenna 5 OFDMA MODE: 26-Tones, RU Index 0

BANDEDGE (LOW CHANNEL)

HORIZONTAL RESULT

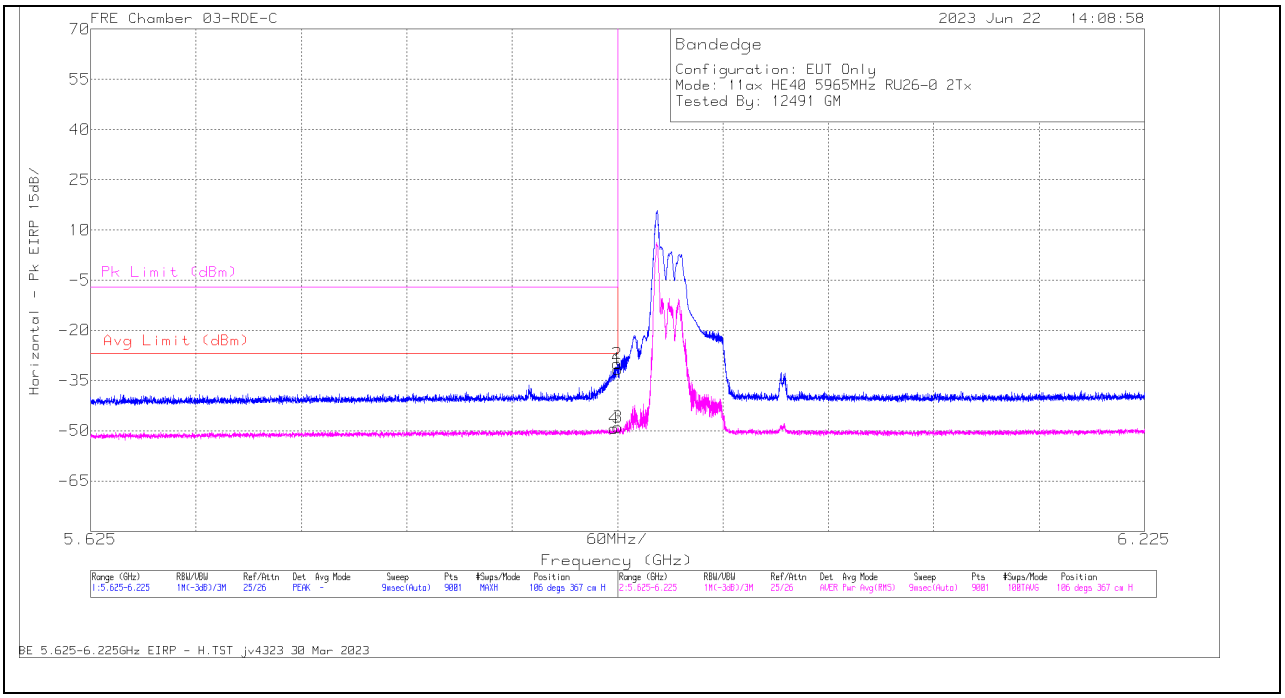

Trace Markers

Marker	Frequency (GHz)	Meter Reading (dBm)	Det	226672 ACF (dB) 3mH	Conversion Factor (dB)	DCCF (dB)	Gain/Loss (dB)	Corrected Reading EIRP	Avg Limit (dBm)	RMS Margin (dB)	Pk Limit (dBm)	PK Margin (dB)	Azimuth (Degs)	Height (cm)	Polarity
4	5.923001	-59.97	RMS	35	11.8	.50	-36.7	-49.37	-27	-22.37	-	-	106	367	H
2	5.924935	-40.1	Pk	35	11.8	0	-36.7	-30	-	-	-7	-23	106	367	H
1	5.925	-41.67	Pk	35	11.8	0	-36.7	-31.57	-	-	-7	-24.57	106	367	H
3	5.925	-59.56	RMS	35	11.8	.50	-36.7	-48.96	-27	-21.96	-	-	106	367	H

Pk - Peak detector
RMS - RMS detection

UL VERIFICATION SERVICES
47173 Benicia Street, Fremont, CA 94538; USA TEL:(510) 319-4000 FAX:(510) 661-0888
This report shall not be reproduced except in full, without the written approval of UL VERIFICATION SERVICES

VERTICAL RESULT

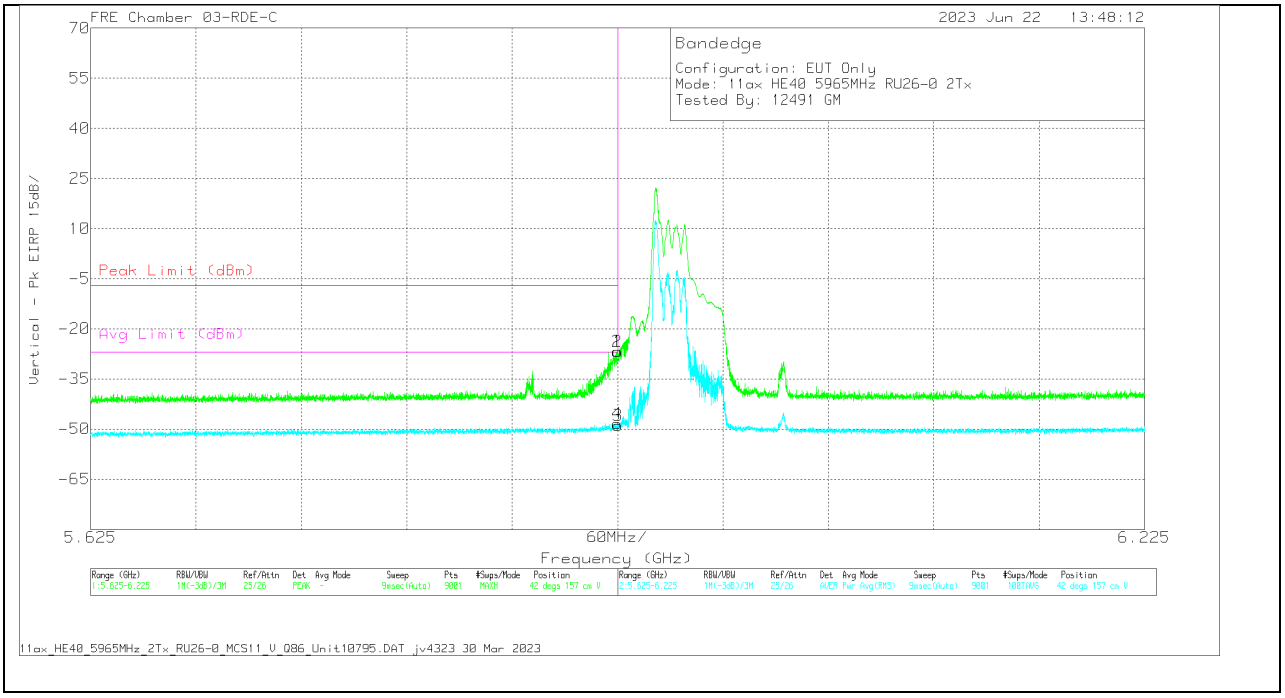

Trace Markers

Marker	Frequency (GHz)	Meter Reading (dBm)	Det	226672 ACF (dB) 3mH	Conversion Factor (dB)	DCCF (dB)	Gain/Loss (dB)	Corrected Reading EIRP	Peak Limit (dBm)	PK Margin (dB)	Avg Limit (dBm)	RMS Margin (dB)	Azimuth (Degs)	Height (cm)	Polarity
2	5.924735	-36.91	Pk	35	11.8	0	-36.7	-26.81	-7	-19.81	-	-	42	157	V
4	5.924735	-58.94	RMS	35	11.8	.5	-36.7	-48.34	-	-	-27	-21.34	42	157	V
1	5.925	-36.94	Pk	35	11.8	0	-36.7	-26.84	-7	-19.84	-	-	42	157	V
3	5.925	-59.62	RMS	35	11.8	.5	-36.7	-49.02	-	-	-27	-22.02	42	157	V

Pk - Peak detector
RMS - RMS detection

UL VERIFICATION SERVICES
47173 Benicia Street, Fremont, CA 94538; USA TEL:(510) 319-4000 FAX:(510) 661-0888
This report shall not be reproduced except in full, without the written approval of UL VERIFICATION SERVICES

HARMONICS AND SPURIOUS EMISSIONS

LOW CHANNEL

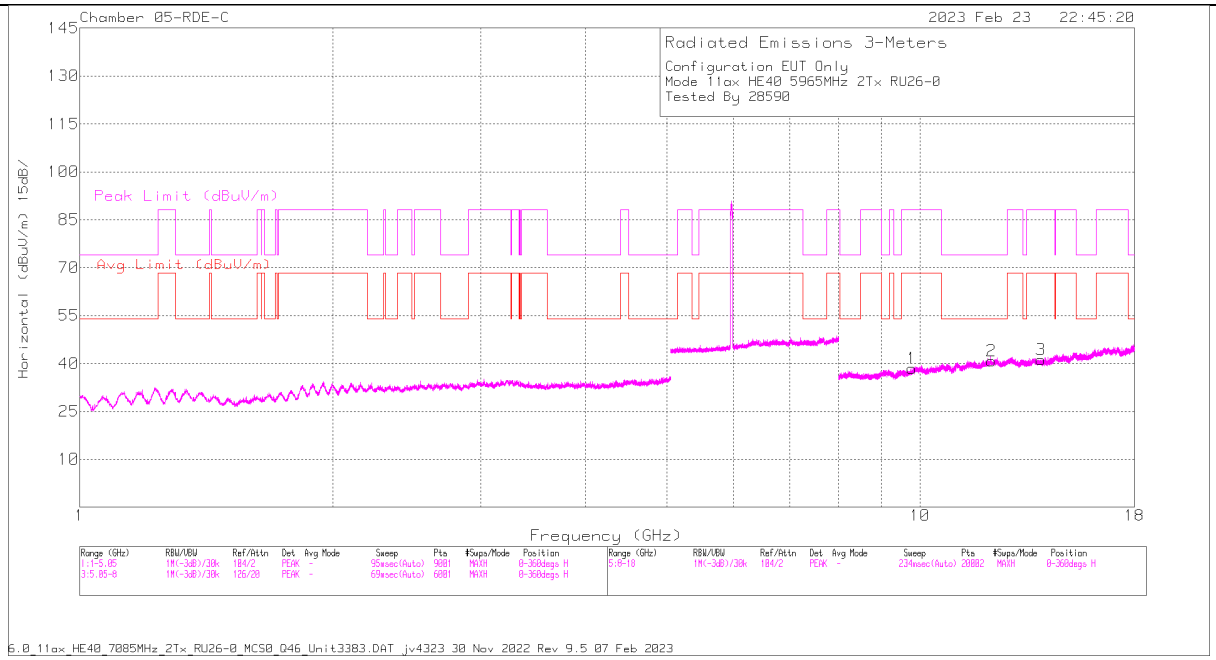

HORIZONTAL

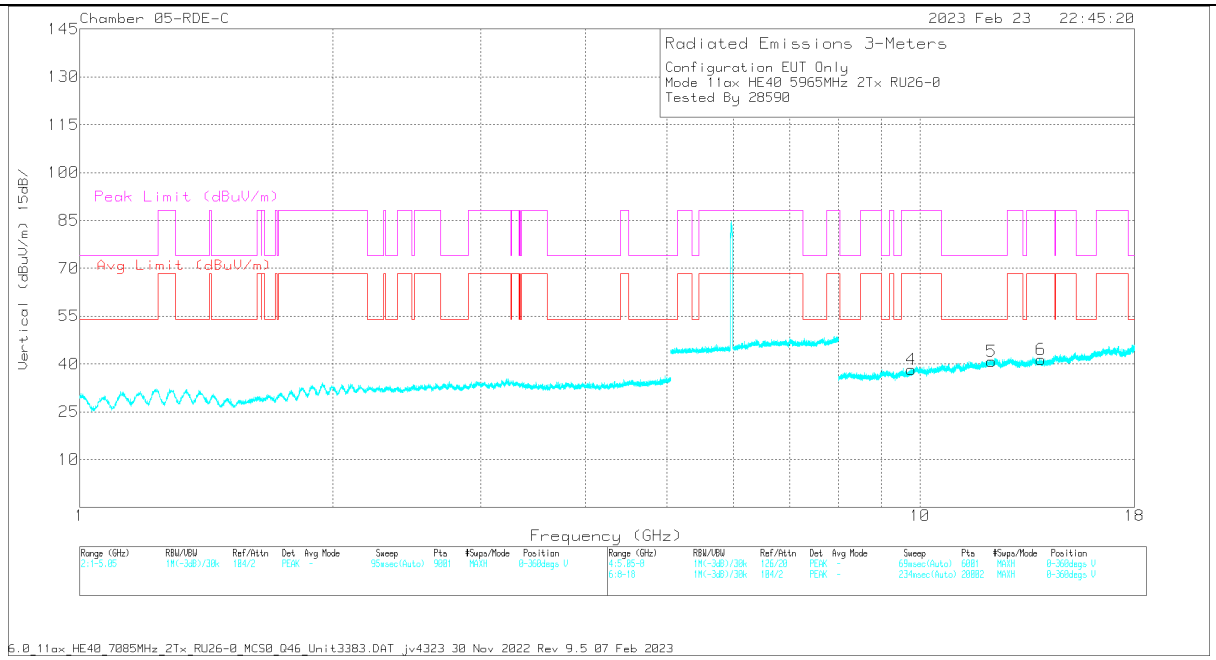

VERTICAL

UL VERIFICATION SERVICES
47173 Benicia Street, Fremont, CA 94538; USA TEL:(510) 319-4000 FAX:(510) 661-0888
This report shall not be reproduced except in full, without the written approval of UL VERIFICATION SERVICES

RADIATED EMISSIONS

Marker	Frequency (GHz)	Meter Reading (dBuV)	Det	80707 ACF (dB)	DCCF (dB)	Gain/Loss (dB)	Corrected Reading (dBuV/m)	Avg Limit (dBuV/m)	Margin (dB)	Peak Limit (dBuV/m)	PK Margin (dB)	Azimuth (Degs)	Height (cm)	Polarity
2	* 12.171225	56.67	PK-U	39.4	0	-45.39	50.68			74	-23.32	360	198	H
	* 12.170861	44.7	ADR	39.4	0	-45.39	38.71	54	-15.29			360	198	H
5	* 12.168213	57.03	PK-U	39.4	0	-45.38	51.05			74	-22.95	360	101	V
	* 12.166682	45.01	ADR	39.4	0	-45.39	39.02	54	-14.98			360	101	V
4	9.768587	57.72	PK-U	37.1	0	-47.12	47.7	-	-	88.2	-40.5	360	198	V
	9.767922	46.35	ADR	37.1	0	-47.13	36.32	68.2	-31.88	-	-	360	198	V
1	9.776866	57.98	PK-U	37.1	0	-47.26	47.82	-	-	88.2	-40.38	360	101	H
	9.775917	46.47	ADR	37.1	0	-47.24	36.33	68.2	-31.87	-	-	360	101	H
3	13.934535	57.52	PK-U	39.4	0	-46.14	50.78	-	-	88.2	-37.42	360	198	H
	13.935143	45.89	ADR	39.4	0	-46.15	39.14	68.2	-29.06	-	-	360	198	H
6	13.942695	57.46	PK-U	39.4	0	-46.18	50.68	-	-	88.2	-37.52	360	198	V
	13.944703	45.79	ADR	39.4	0	-46.17	39.02	68.2	-29.18	-	-	360	198	V

* - indicates frequency in CFR47 Pt 15 / IC RSS-Restricted Band
PK-U - U-NII: Maximum Peak
ADR - U-NII AD primary method, RMS average

UL VERIFICATION SERVICES
47173 Benicia Street, Fremont, CA 94538; USA TEL:(510) 319-4000 FAX:(510) 661-0888
This report shall not be reproduced except in full, without the written approval of UL VERIFICATION SERVICES

MID CHANNEL

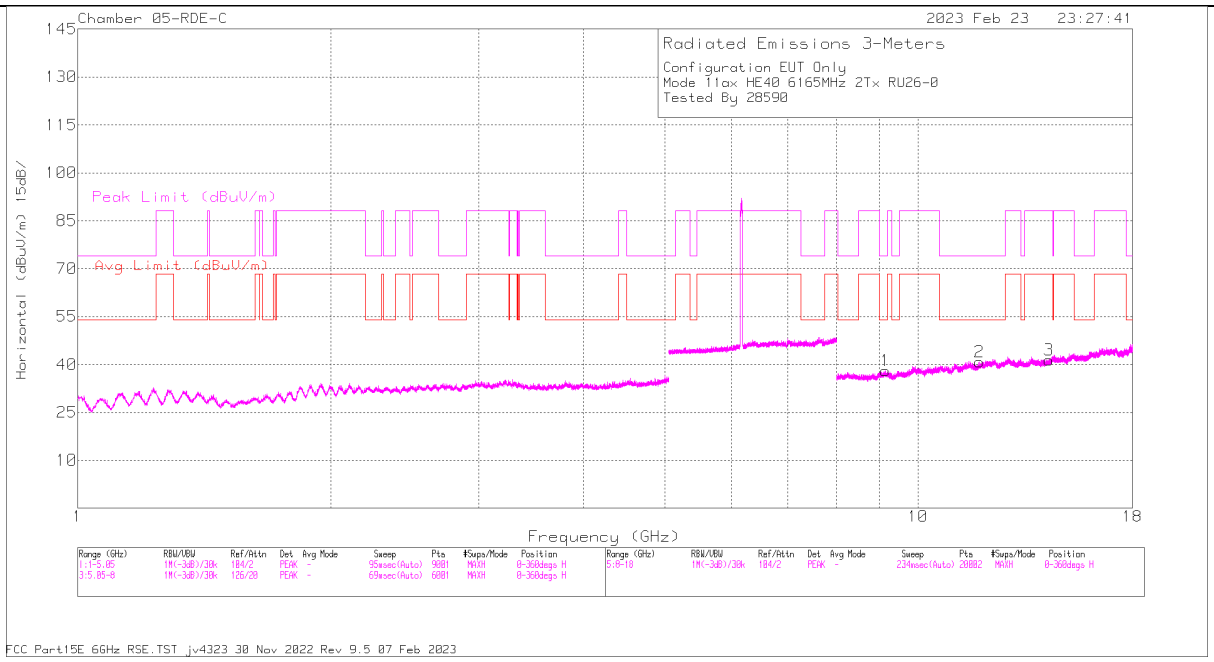

HORIZONTAL

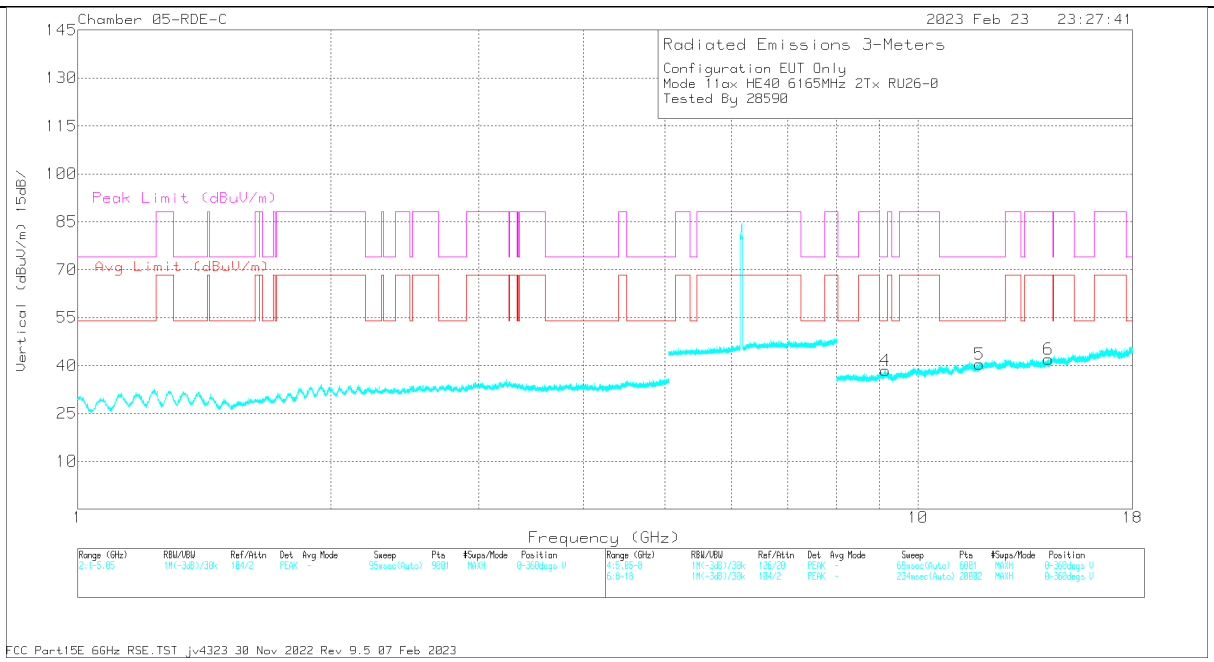

VERTICAL

UL VERIFICATION SERVICES
47173 Benicia Street, Fremont, CA 94538; USA TEL:(510) 319-4000 FAX:(510) 661-0888
This report shall not be reproduced except in full, without the written approval of UL VERIFICATION SERVICES

RADIATED EMISSIONS

Marker	Frequency (GHz)	Meter Reading (dBuV)	Det	80707 ACF (dB)	DCCF (dB)	Gain/Loss (dB)	Corrected Reading (dBuV/m)	Avg Limit (dBuV/m)	Margin (dB)	Peak Limit (dBuV/m)	PK Margin (dB)	Azimuth (Degs)	Height (cm)	Polarity
1	* 9.14956	56.91	PK-U	36.3	0	-45.7	47.51			74	-26.49	360	101	H
	* 9.149116	45.29	ADR	36.3	0	-45.71	35.88	54	-18.12			360	101	H
2	* 11.843719	55.87	PK-U	39.1	0	-45.02	49.95			74	-24.05	360	101	H
	* 11.843896	44.02	ADR	39.1	0	-45.01	38.11	54	-15.89			360	101	H
4	* 9.149766	57.58	PK-U	36.3	0	-45.69	48.19			74	-25.81	360	101	V
	* 9.147157	45.23	ADR	36.3	0	-45.73	35.80	54	-18.20			360	101	V
5	* 11.833959	55.99	PK-U	39.2	0	-45.03	50.16			74	-23.84	360	198	V
	* 11.835589	44.1	ADR	39.2	0	-45.04	38.26	54	-15.74			360	198	V
6	14.301011	57.22	PK-U	39.8	0	-46.07	50.95	-	-	88.2	-37.25	360	101	V
	14.300213	45.57	ADR	39.8	0	-46.08	39.29	68.2	-28.91	-	-	360	101	V
3	14.313407	56.96	PK-U	39.8	0	-45.98	50.78	-	-	88.2	-37.42	360	198	H
	14.312523	45.6	ADR	39.8	0	-45.98	39.42	68.2	-28.78	-	-	360	198	H

* - indicates frequency in CFR47 Pt 15 / IC RSS-Restricted Band
PK-U - U-NII: Maximum Peak
ADR - U-NII AD primary method, RMS average

UL VERIFICATION SERVICES
47173 Benicia Street, Fremont, CA 94538; USA TEL:(510) 319-4000 FAX:(510) 661-0888
This report shall not be reproduced except in full, without the written approval of UL VERIFICATION SERVICES

HIGH CHANNEL

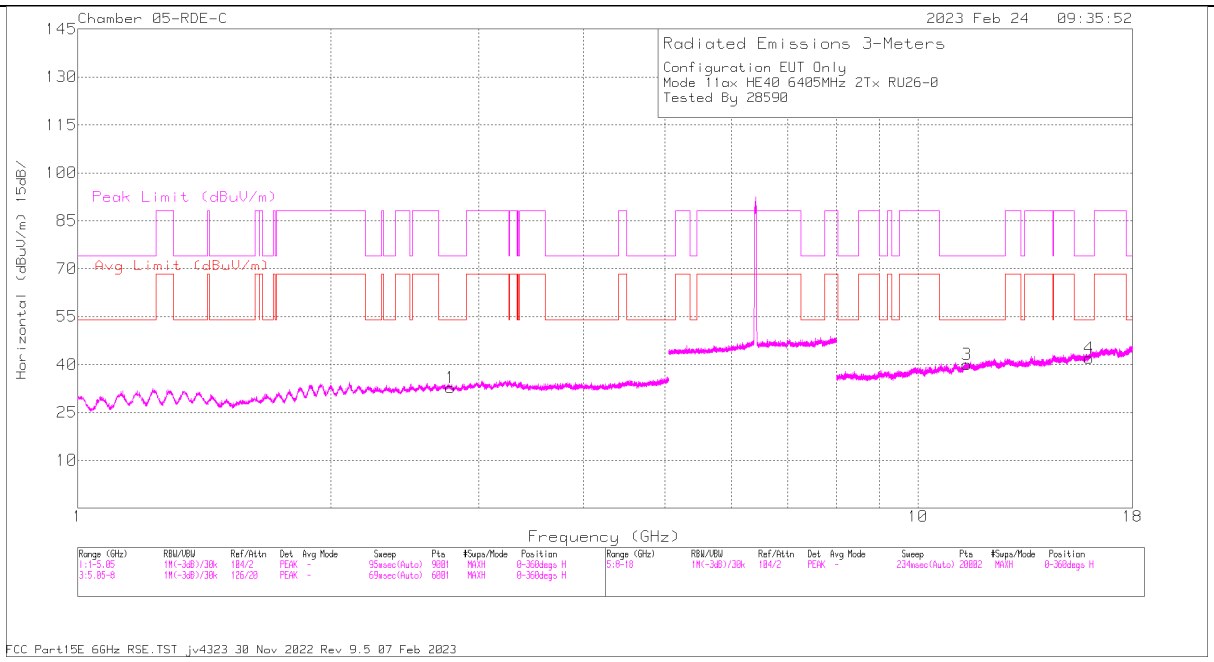

HORIZONTAL

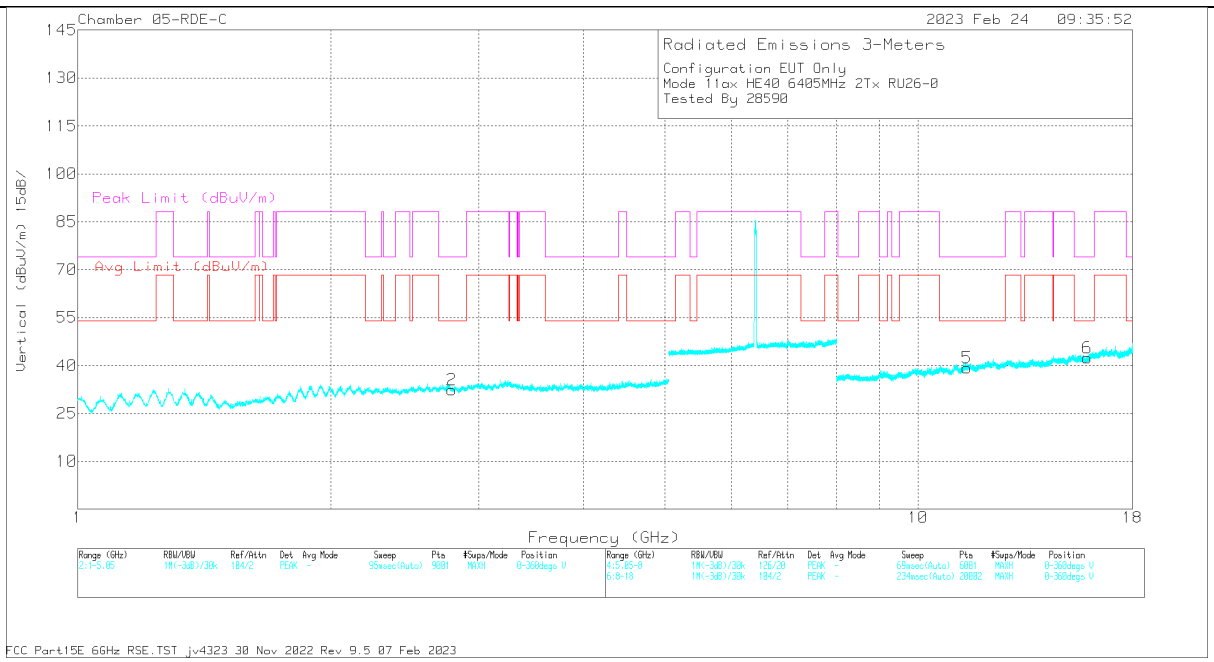

VERTICAL

UL VERIFICATION SERVICES
47173 Benicia Street, Fremont, CA 94538; USA TEL:(510) 319-4000 FAX:(510) 661-0888
This report shall not be reproduced except in full, without the written approval of UL VERIFICATION SERVICES

RADIATED EMISSIONS

Marker	Frequency (GHz)	Meter Reading (dBuV)	Det	80707 ACF (dB)	DCCF (dB)	Gain/Loss (dB)	Corrected Reading (dBuV/m)	Avg Limit (dBuV/m)	Margin (dB)	Peak Limit (dBuV/m)	PK Margin (dB)	Azimuth (Degs)	Height (cm)	Polarity
1	*2.778208	59.88	PK-U	32.7	0	-49.44	43.14			74	-30.86	282	330	H
	*2.776567	48.48	ADR	32.7	0	-49.46	31.72	54	-22.28			282	330	H
2	*2.785677	59.49	PK-U	32.7	0	-49.35	42.84			74	-31.16	171	123	V
	*2.786018	47.93	ADR	32.7	0	-49.35	31.28	54	-22.72			171	123	V
5	*11.438743	56.93	PK-U	38.6	0	-45.26	50.27			74	-23.73	239	344	V
	*11.43571	44.96	ADR	38.6	0	-45.28	38.28	54	-15.72			239	344	V
3	*11.438758	56.94	PK-U	38.6	0	-45.26	50.28			74	-23.72	51	283	H
	*11.435898	44.88	ADR	38.6	0	-45.28	38.20	54	-15.80			51	283	H
6	*15.905942	56.62	PK-U	40.9	0	-45.19	52.33			74	-21.67	102	138	V
	*15.907013	44.73	ADR	40.9	0	-45.19	40.44	54	-13.56			102	138	V
4	*15.987206	56.26	PK-U	41	0	-45.11	52.15			74	-21.85	191	142	H
	*15.988944	44.75	ADR	41	0	-45.11	40.64	54	-13.36			191	142	H

* - indicates frequency in CFR47 Pt 15 / IC RSS-Restricted Band
PK-U - U-NII: Maximum Peak
ADR - U-NII AD primary method, RMS average

UL VERIFICATION SERVICES
47173 Benicia Street, Fremont, CA 94538; USA TEL:(510) 319-4000 FAX:(510) 661-0888
This report shall not be reproduced except in full, without the written approval of UL VERIFICATION SERVICES

1TX Antenna 6 MODE: SU Mode

BANDEDGE (LOW CHANNEL)

HORIZONTAL RESULT

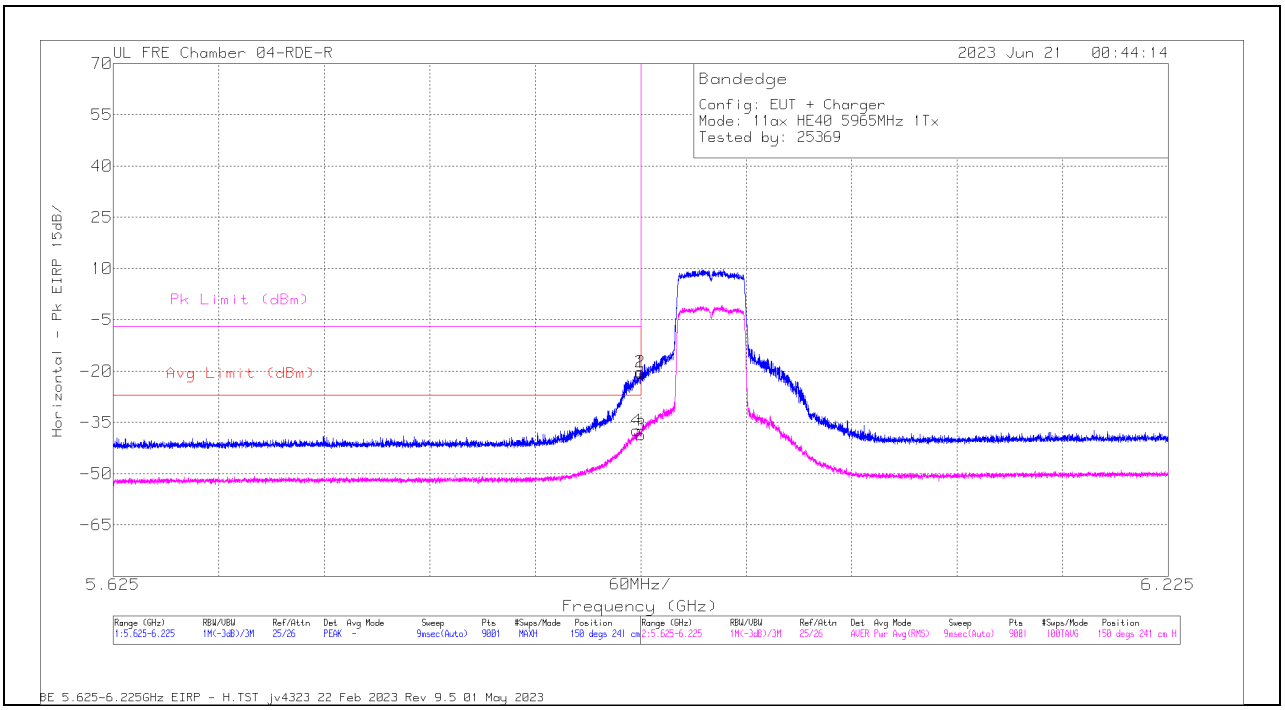

Marker	Frequency (GHz)	Meter Reading (dBm)	Det	222740 ACF(dB) - 3mH	Conversion Factor (dB)	DCCF (dB)	Gain/Loss (dB)	Corrected Reading EIRP	Avg Limit (dBm)	RMS Margin (dB)	Pk Limit (dBm)	PK Margin (dB)	Azimuth (Degs)	Height (cm)	Polarity
4	5.922801	-47.18	RMS	34.8	11.8	.34	-37.12	-37.36	-27	-10.36	-	-	150	241	H
2	5.924802	-29.83	Pk	34.9	11.8	0	-37.1	-20.23	-	-	-7	-13.23	150	241	H
1	5.925	-30.08	Pk	34.9	11.8	0	-37.1	-20.48	-	-	-7	-13.48	150	241	H
3	5.925	-48.6	RMS	34.9	11.8	.34	-37.1	-38.66	-27	-11.66	-	-	150	241	H

Pk - Peak detector
RMS - RMS detection

UL VERIFICATION SERVICES
47173 Benicia Street, Fremont, CA 94538; USA TEL:(510) 319-4000 FAX:(510) 661-0888
This report shall not be reproduced except in full, without the written approval of UL VERIFICATION SERVICES

VERTICAL RESULT

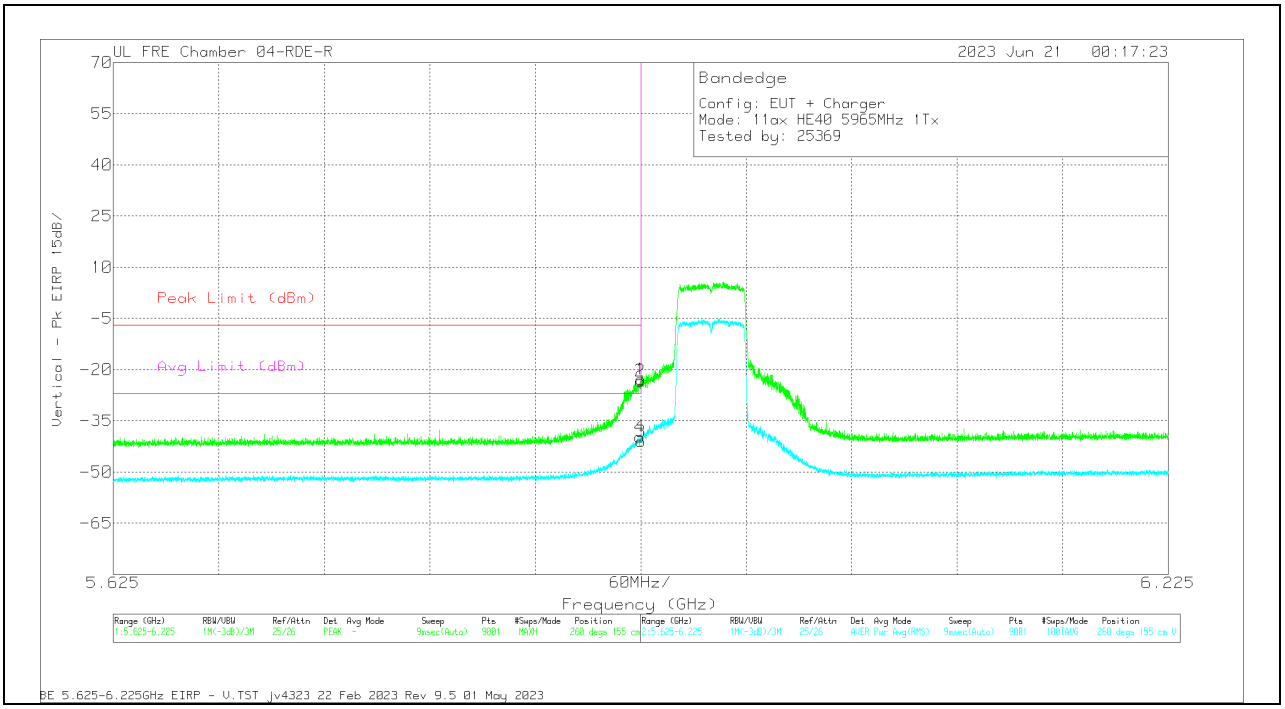

Marker	Frequency (GHz)	Meter Reading (dBm)	Det	222740 ACF(dB) - 3mH	Conversion Factor (dB)	DCCF (dB)	Gain/Loss (dB)	Corrected Reading EIRP	Peak Limit (dBm)	PK Margin (dB)	Avg Limit (dBm)	RMS Margin (dB)	Azimuth (Degs)	Height (cm)	Polarity
4	5.924335	-49.63	RMS	34.9	11.8	.34	-37.1	-39.69	-	-	-27	-12.69	260	155	V
2	5.924735	-32.92	Pk	34.9	11.8	0	-37.1	-23.32	-7	-16.32	-	-	260	155	V
1	5.925	-32.45	Pk	34.9	11.8	0	-37.1	-22.85	-7	-15.85	-	-	260	155	V
3	5.925	-50.95	RMS	34.9	11.8	.34	-37.1	-41.01	-	-	-27	-14.01	260	155	V

Pk - Peak detector
RMS - RMS detection

UL VERIFICATION SERVICES
47173 Benicia Street, Fremont, CA 94538; USA TEL:(510) 319-4000 FAX:(510) 661-0888
This report shall not be reproduced except in full, without the written approval of UL VERIFICATION SERVICES

1TX Antenna 5 MODE: SU Mode

BANDEDGE (LOW CHANNEL)

HORIZONTAL RESULT

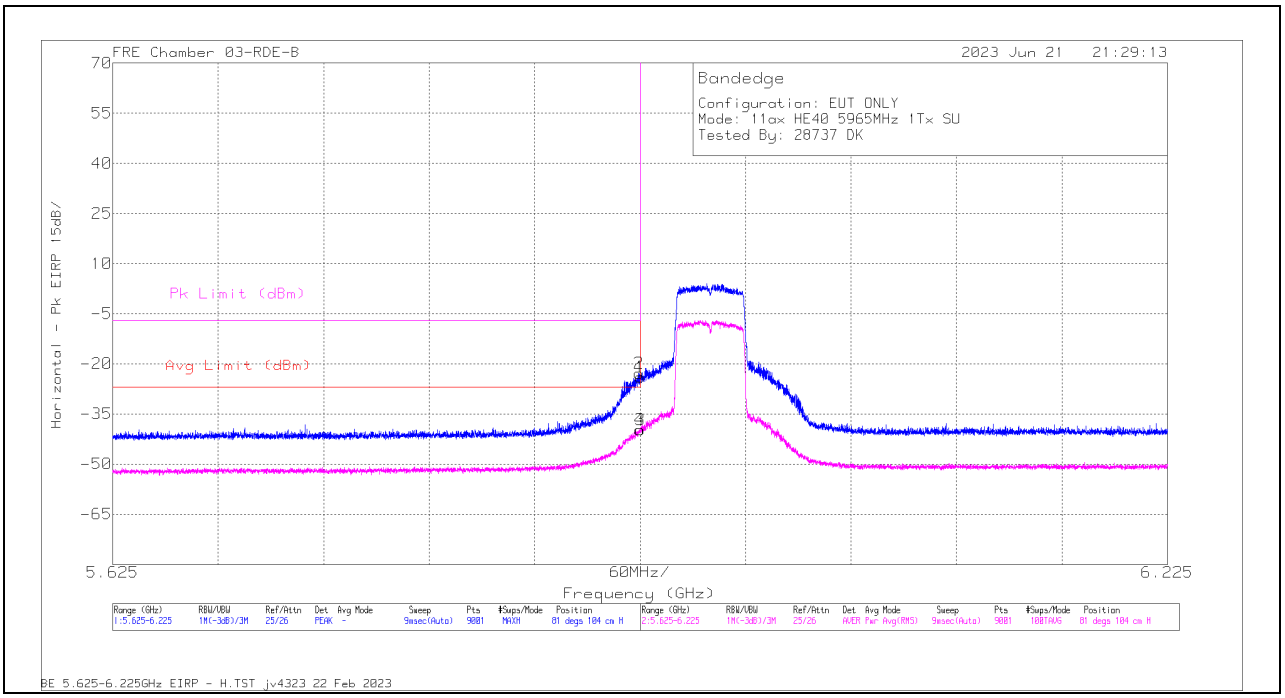

Marker	Frequency (GHz)	Meter Reading (dBm)	Det	230300 ACF (dB/m)	Conversion Factor (dB)	DCCF (dB)	Gain/Loss (dB)	Corrected Reading EIRP	Avg Limit (dBm)	RMS Margin (dB)	Pk Limit (dBm)	PK Margin (dB)	Azimuth (Degs)	Height (cm)	Polarity
2	5.924335	-31.35	Pk	34.9	11.8	0	-38.23	-22.88	-	-	-7	-15.88	81	104	H
4	5.924735	-48.42	RMS	34.9	11.8	.34	-38.27	-39.65	-27	-12.65	-	-	81	104	H
1	5.925	-32.29	Pk	34.9	11.8	0	-38.3	-23.89	-	-	-7	-16.89	81	104	H
3	5.925	-48.45	RMS	34.9	11.8	.34	-38.3	-39.71	-27	-12.71	-	-	81	104	H

Pk - Peak detector
RMS - RMS detection

UL VERIFICATION SERVICES
47173 Benicia Street, Fremont, CA 94538; USA TEL:(510) 319-4000 FAX:(510) 661-0888
This report shall not be reproduced except in full, without the written approval of UL VERIFICATION SERVICES

VERTICAL RESULT

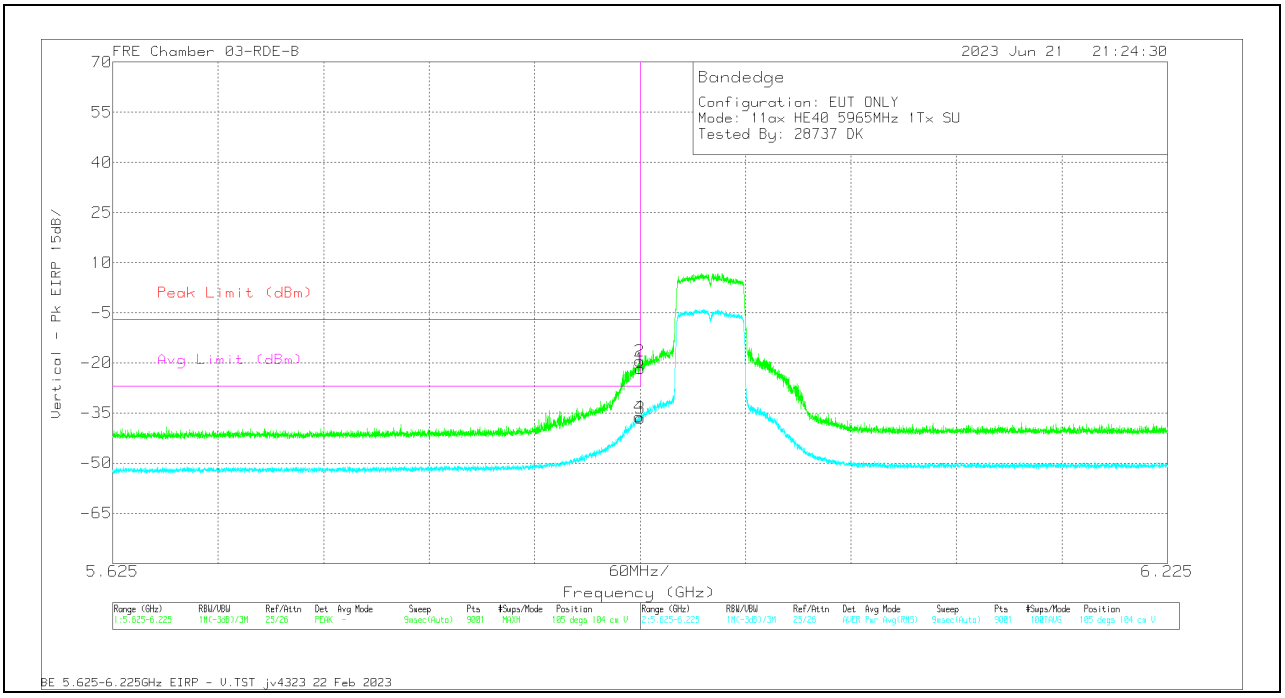

Marker	Frequency (GHz)	Meter Reading (dBm)	Det	230300 ACF (dB/m)	Conversion Factor (dB)	DCCF (dB)	Gain/Loss (dB)	Corrected Reading EIRP	Peak Limit (dBm)	PK Margin (dB)	Avg Limit (dBm)	RMS Margin (dB)	Azimuth (Degs)	Height (cm)	Polarity
4	5.924535	-44.9	RMS	34.9	11.8	0.34	-38.25	-36.11	-	-	-27	-9.11	105	104	V
2	5.924935	-27.91	Pk	34.9	11.8	0	-38.29	-19.5	-7	-12.5	-	-	105	104	V
1	5.925	-30.11	Pk	34.9	11.8	0	-38.3	-21.71	-7	-14.71	-	-	105	104	V
3	5.925	-45.26	RMS	34.9	11.8	0.34	-38.3	-36.52	-	-	-27	-9.52	105	104	V

Pk - Peak detector
RMS - RMS detection

UL VERIFICATION SERVICES
47173 Benicia Street, Fremont, CA 94538; USA TEL:(510) 319-4000 FAX:(510) 661-0888
This report shall not be reproduced except in full, without the written approval of UL VERIFICATION SERVICES

2TX Antenna 6 + Antenna 5 OFDMA MODE: SU Mode

BANDEDGE (LOW CHANNEL)

HORIZONTAL RESULT

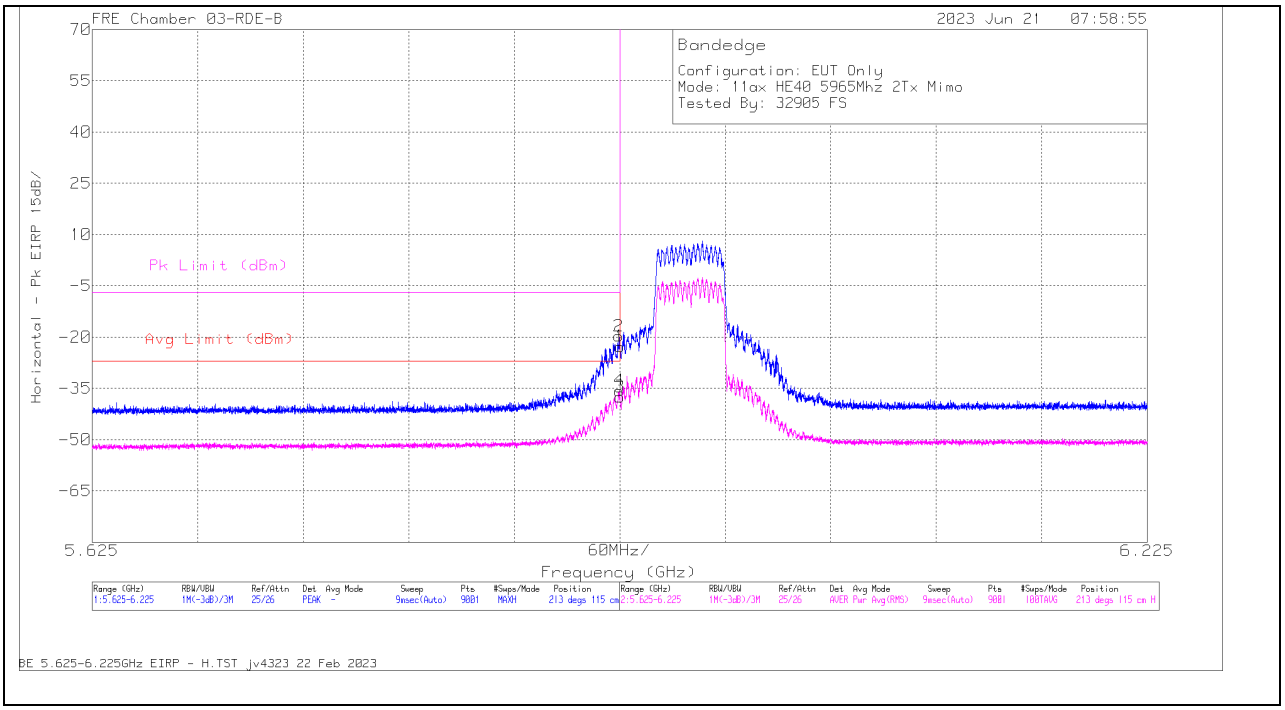

Trace Markers

Marker	Frequency (GHz)	Meter Reading (dBm)	Det	230300 ACF (dBm)	Conversion Factor (dB)	DCCF (dB)	Gain/Loss (dB)	Corrected Reading EIRP	Avg Limit (dBm)	RMS Margin (dB)	Pk Limit (dBm)	PK Margin (dB)	Azimuth (Degs)	Height (cm)	Polarity
2	5.924468	-28.16	Pk	34.9	11.8	0	-38.25	-19.71	-	-	-7	-12.71	213	115	H
4	5.924735	-44.36	RMS	34.9	11.8	.34	-38.27	-35.59	-27	-8.59	-	-	213	115	H
1	5.925	-31.12	Pk	34.9	11.8	0	-38.3	-22.72	-	-	-7	-15.72	213	115	H
3	5.925	-46.2	RMS	34.9	11.8	.34	-38.3	-37.46	-27	-10.46	-	-	213	115	H

Pk - Peak detector
RMS - RMS detection

UL VERIFICATION SERVICES
47173 Benicia Street, Fremont, CA 94538; USA TEL:(510) 319-4000 FAX:(510) 661-0888
This report shall not be reproduced except in full, without the written approval of UL VERIFICATION SERVICES

VERTICAL RESULT

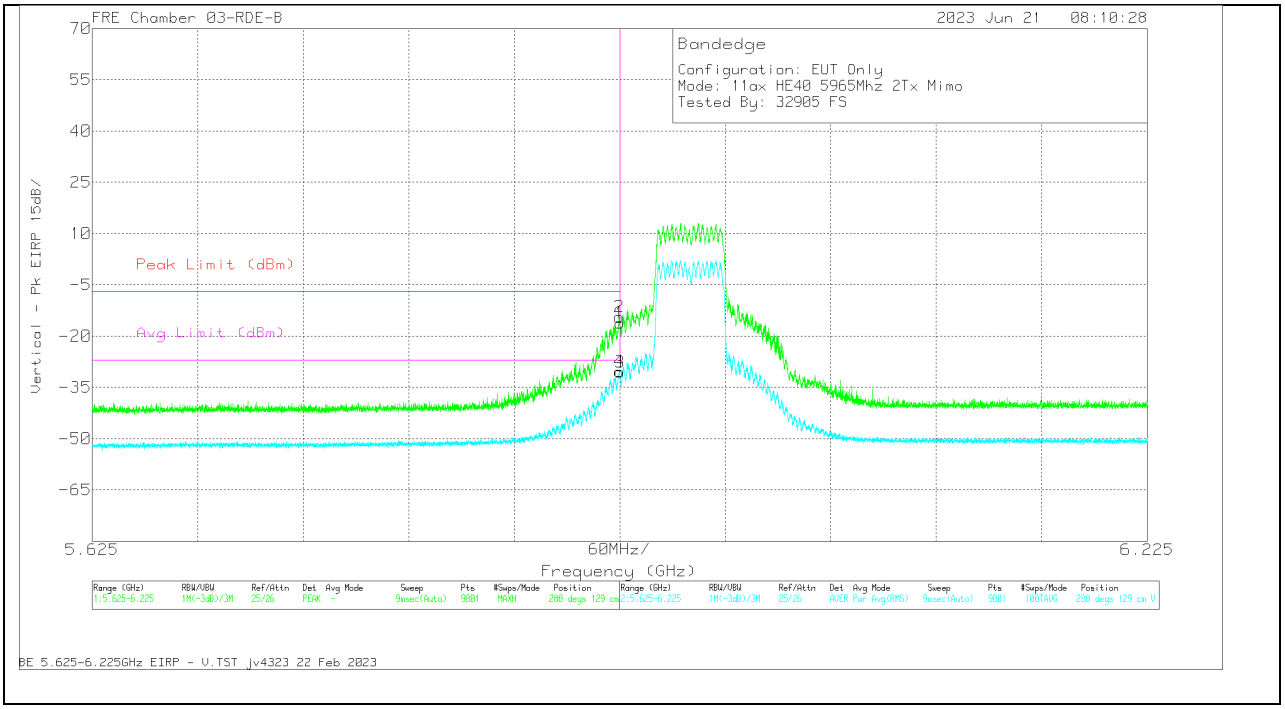

Trace Markers

Marker	Frequency (GHz)	Meter Reading (dBm)	Det	230300 ACF (dB/m)	Conversion Factor (dB)	DCCF (dB)	Gain/Loss (dB)	Corrected Reading EIRP	Peak Limit (dBm)	PK Margin (dB)	Avg Limit (dBm)	RMS Margin (dB)	Azimuth (Degs)	Height (cm)	Polarity
2	5.924802	-22.82	Pk	34.9	11.8	0	-38.28	-14.4	-7	-7.4	-	-	288	129	V
4	5.924802	-39.14	RMS	34.9	11.8	.34	-38.28	-30.38	-	-	-27	-3.38	288	129	V
1	5.925	-24.56	Pk	34.9	11.8	0	-38.3	-16.16	-7	-9.16	-	-	288	129	V
3	5.925	-39.31	RMS	34.9	11.8	.34	-38.3	-30.57	-	-	-27	-3.57	288	129	V

Pk - Peak detector
RMS - RMS detection

UL VERIFICATION SERVICES
47173 Benicia Street, Fremont, CA 94538; USA TEL:(510) 319-4000 FAX:(510) 661-0888
This report shall not be reproduced except in full, without the written approval of UL VERIFICATION SERVICES

HARMONICS AND SPURIOUS EMISSIONS

LOW CHANNEL

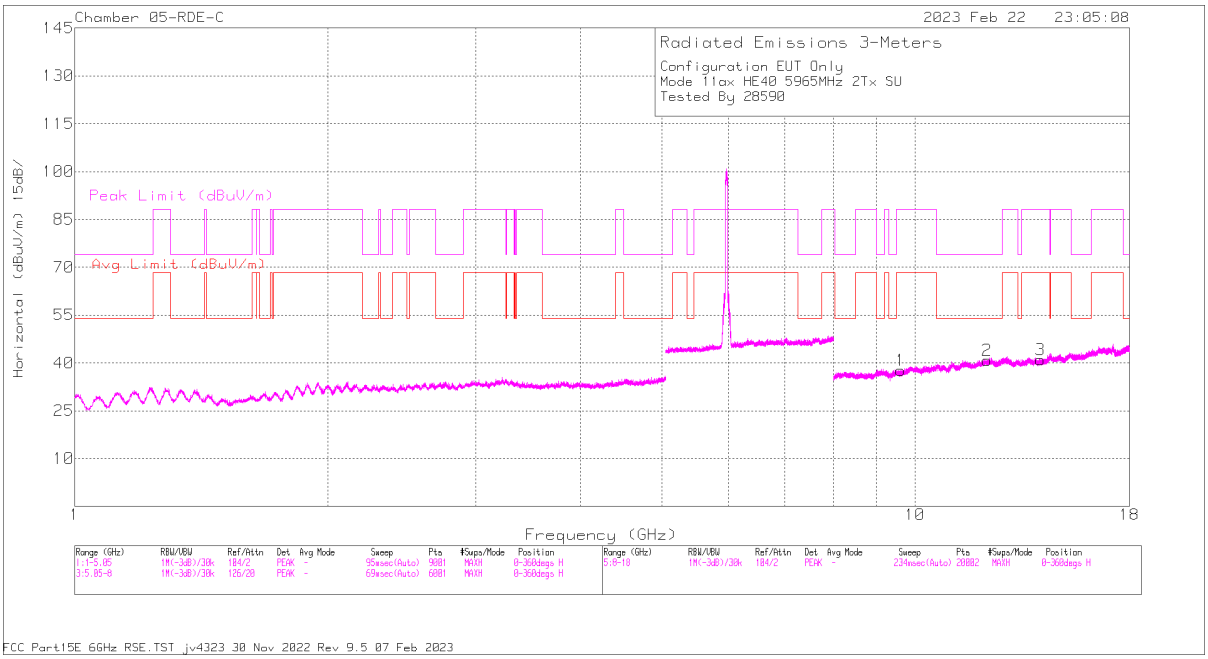

HORIZONTAL

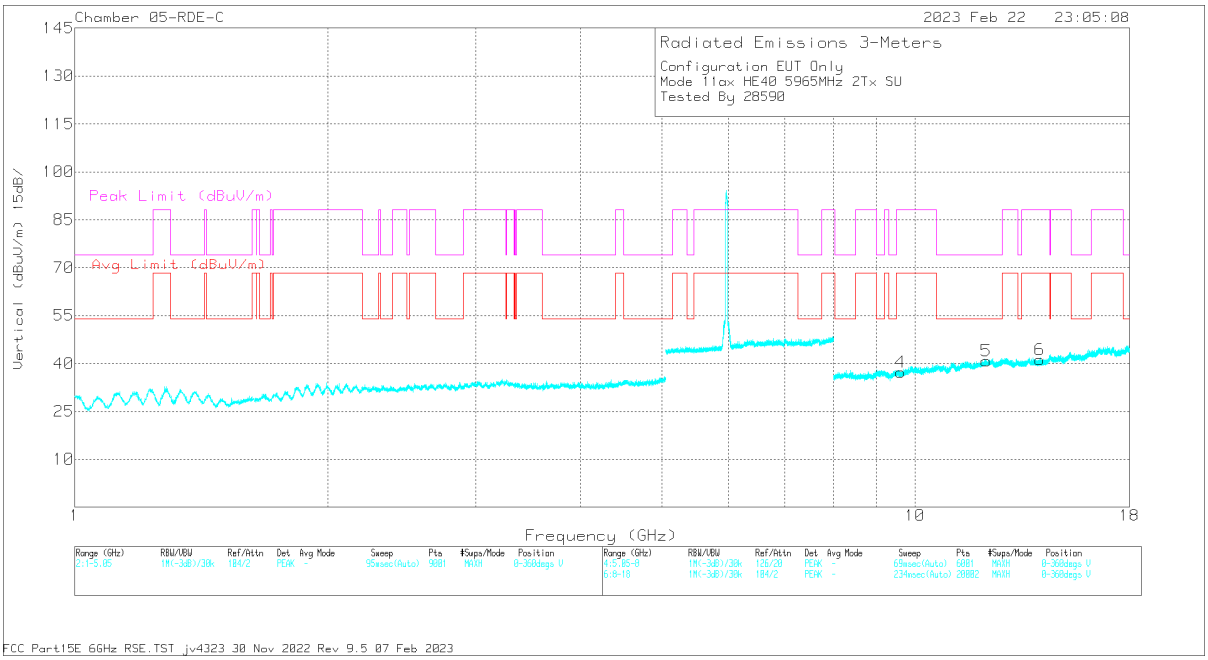

VERTICAL

UL VERIFICATION SERVICES
47173 Benicia Street, Fremont, CA 94538; USA TEL:(510) 319-4000 FAX:(510) 661-0888
This report shall not be reproduced except in full, without the written approval of UL VERIFICATION SERVICES

RADIATED EMISSIONS

Marker	Frequency (GHz)	Meter Reading (dBuV)	Det	80707 ACF (dB)	DCCF (dB)	Gain/Loss (dB)	Corrected Reading (dBuV/m)	Avg Limit (dBuV/m)	Margin (dB)	Peak Limit (dBuV/m)	PK Margin (dB)	Azimuth (Degs)	Height (cm)	Polarity
2	* 12.178118	56.25	PK-U	39.4	0	-45.41	50.24			74	-23.76	0	199	H
	* 12.180323	44.62	ADR	39.4	0	-45.4	38.62	54	-15.38			0	199	H
5	* 12.155723	56.18	PK-U	39.4	0	-45.39	50.19			74	-23.81	0	199	V
	* 12.156345	44.52	ADR	39.4	0	-45.39	38.53	54	-15.47			0	199	V
1	9.610587	57.02	PK-U	36.9	0	-46.86	47.06	-	-	88.2	-41.14	0	101	H
	9.611213	45.64	ADR	36.9	0	-46.86	35.68	68.2	-32.52	-	-	0	101	H
4	9.614084	57.25	PK-U	36.9	0	-46.94	47.21	-	-	88.2	-40.99	0	101	V
	9.613788	45.74	ADR	36.9	0	-46.92	35.72	68.2	-32.48	-	-	0	101	V
6	14.076181	56.92	PK-U	39.5	0	-45.52	50.9	-	-	88.2	-37.3	0	199	V
	14.073225	45.21	ADR	39.6	0	-45.51	39.30	68.2	-28.90	-	-	0	199	V
3	14.092911	56.42	PK-U	39.5	0	-45.52	50.4	-	-	88.2	-37.8	0	101	H
	14.094268	44.94	ADR	39.5	0	-45.52	38.92	68.2	-29.28	-	-	0	101	H

* - indicates frequency in CFR47 Pt 15 / IC RSS-Restricted Band
PK-U - U-NII: Maximum Peak
ADR - U-NII AD primary method, RMS average

UL VERIFICATION SERVICES
47173 Benicia Street, Fremont, CA 94538; USA TEL:(510) 319-4000 FAX:(510) 661-0888
This report shall not be reproduced except in full, without the written approval of UL VERIFICATION SERVICES

MID CHANNEL

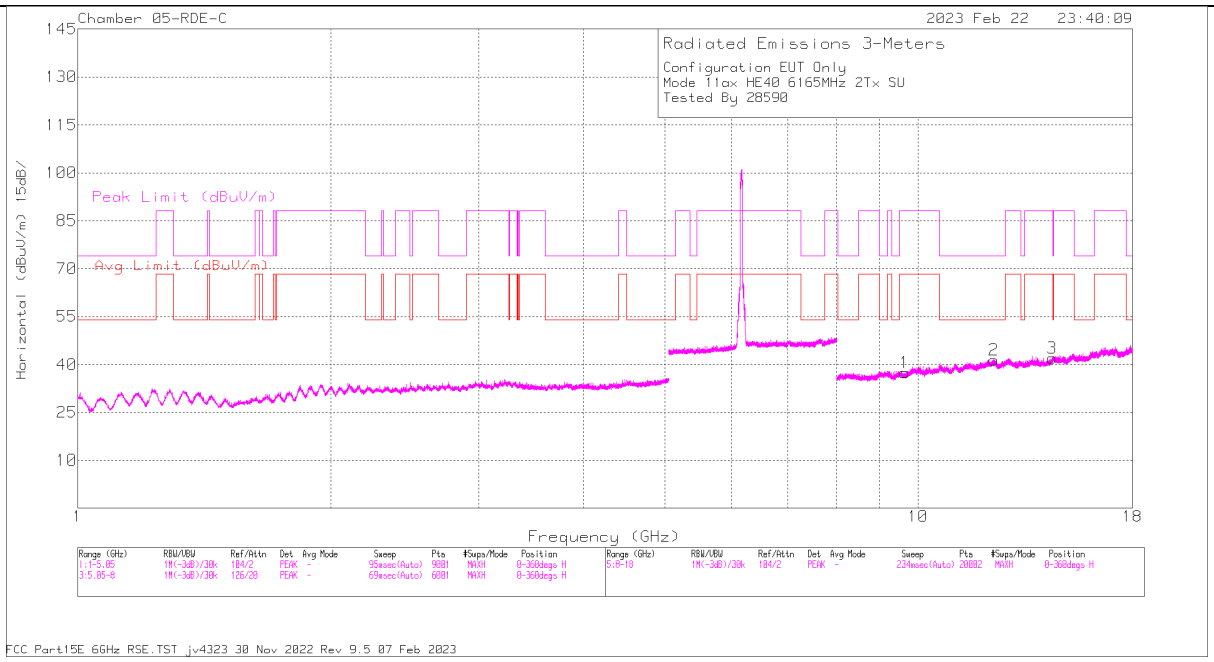

HORIZONTAL

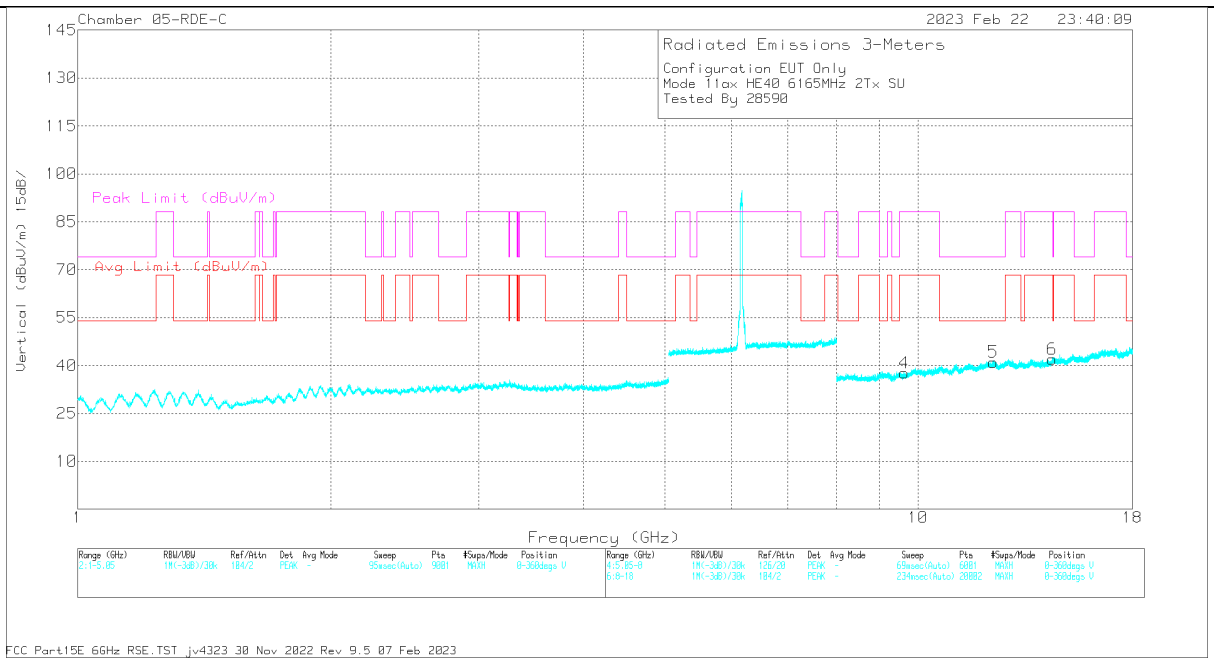

VERTICAL

UL VERIFICATION SERVICES
47173 Benicia Street, Fremont, CA 94538; USA TEL:(510) 319-4000 FAX:(510) 661-0888
This report shall not be reproduced except in full, without the written approval of UL VERIFICATION SERVICES

RADIATED EMISSIONS

Marker	Frequency (GHz)	Meter Reading (dBuV)	Det	80707 ACF (dB)	DCCF (dB)	Gain/Loss (dB)	Corrected Reading (dBuV/m)	Avg Limit (dBuV/m)	Margin (dB)	Peak Limit (dBuV/m)	PK Margin (dB)	Azimuth (Degs)	Height (cm)	Polarity
2	* 12.307675	55.47	PK-U	39.3	0	-44.56	50.21			74	-23.79	2	101	H
	* 12.308851	44.11	ADR	39.3	0	-44.56	38.85	54	-15.15			2	101	H
5	* 12.285641	56.2	PK-U	39.4	0	-44.53	51.07			74	-22.93	2	198	V
	* 12.28665	44.25	ADR	39.4	0	-44.54	39.11	54	-14.89			2	198	V
4	9.632366	56.91	PK-U	36.9	0	-47.12	46.69	-	-	88.2	-41.51	2	101	V
	9.631833	45.69	ADR	36.9	0	-47.1	35.49	68.2	-32.71	-	-	2	101	V
1	9.640286	57.12	PK-U	36.9	0	-46.94	47.08	-	-	88.2	-41.12	2	101	H
	9.639512	45.74	ADR	36.9	0	-46.96	35.68	68.2	-32.52	-	-	2	101	H
3	14.440686	57.06	PK-U	40	0	-45.21	51.85	-	-	88.2	-36.35	2	101	H
	14.437857	45.56	ADR	40	0	-45.24	40.32	68.2	-27.88	-	-	2	101	H
6	14.442816	57.18	PK-U	40	0	-45.19	51.99	-	-	88.2	-36.21	2	198	V
	14.440062	45.5	ADR	40	0	-45.22	40.28	68.2	-27.92	-	-	2	198	V

* - indicates frequency in CFR47 Pt 15 / IC RSS-Restricted Band
PK-U - U-NII: Maximum Peak
ADR - U-NII AD primary method, RMS average

UL VERIFICATION SERVICES
47173 Benicia Street, Fremont, CA 94538; USA TEL:(510) 319-4000 FAX:(510) 661-0888
This report shall not be reproduced except in full, without the written approval of UL VERIFICATION SERVICES

HIGH CHANNEL

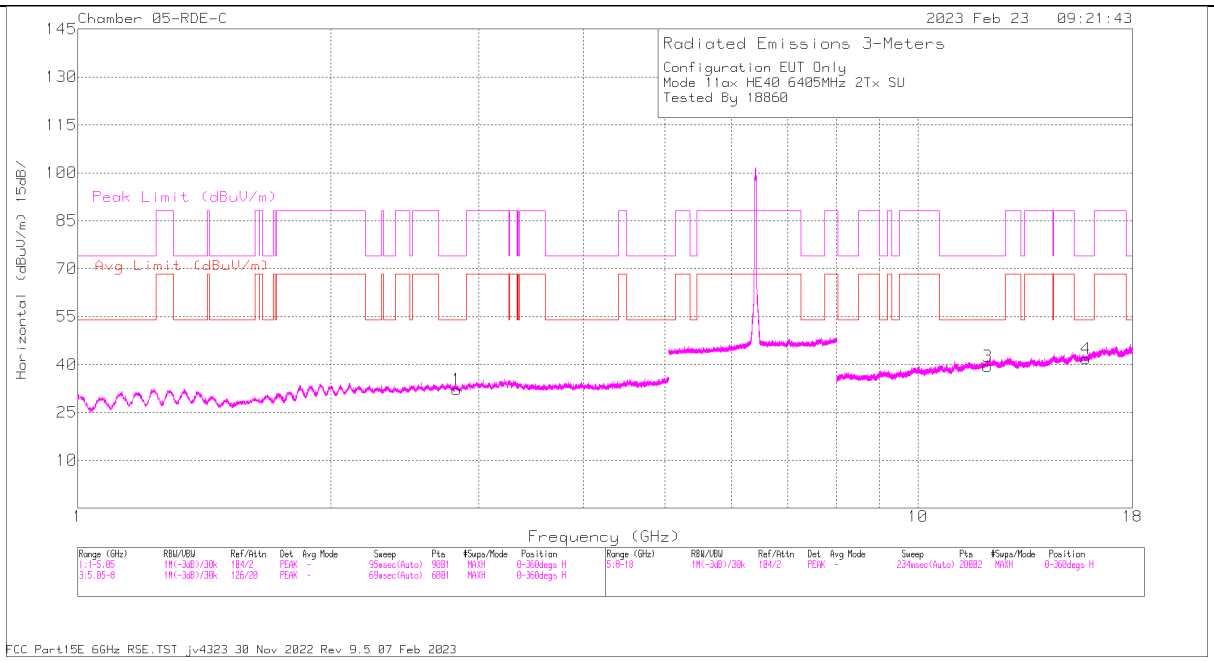

HORIZONTAL

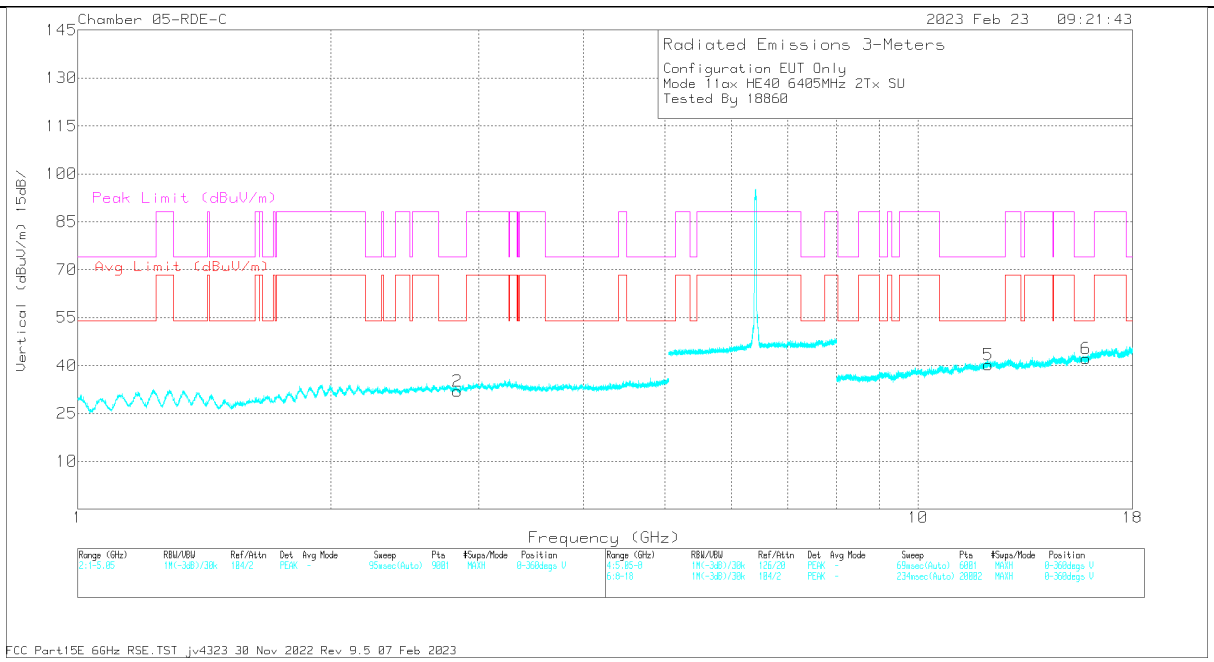

VERTICAL

UL VERIFICATION SERVICES
47173 Benicia Street, Fremont, CA 94538; USA TEL:(510) 319-4000 FAX:(510) 661-0888
This report shall not be reproduced except in full, without the written approval of UL VERIFICATION SERVICES

RADIATED EMISSIONS

Marker	Frequency (GHz)	Meter Reading (dBuV)	Det	80707 ACF (dB)	DCCF (dB)	Gain/Loss (dB)	Corrected Reading (dBuV/m)	Avg Limit (dBuV/m)	Margin (dB)	Peak Limit (dBuV/m)	PK Margin (dB)	Azimuth (Degs)	Height (cm)	Polarity
1	*2.826692	60.69	PK-U	32.7	0	-49.48	43.91			74	-30.09	339	184	H
	*2.825066	48.48	ADR	32.7	0	-49.45	31.73	54	-22.27			339	184	H
2	*2.829584	60.04	PK-U	32.7	0	-49.53	43.21			74	-30.79	229	166	V
	*2.831079	48.17	ADR	32.7	0	-49.56	31.31	54	-22.69			229	166	V
3	*12.102309	55.58	PK-U	39.4	0	-45.14	49.84			74	-24.16	236	119	H
	*12.102365	44.2	ADR	39.4	0	-45.14	38.46	54	-15.54			236	119	H
5	*12.12519	56.14	PK-U	39.4	0	-45.23	50.31			74	-23.69	134	227	V
	*12.125664	44.49	ADR	39.4	0	-45.24	38.65	54	-15.35			134	227	V
6	*15.850258	56.47	PK-U	40.8	0	-45.11	52.16			74	-21.84	110	175	V
	*15.852025	45.2	ADR	40.9	0	-45.09	41.01	54	-12.99			110	175	V
4	*15.85238	56.58	PK-U	40.9	0	-45.09	52.39			74	-21.61	119	381	H
	*15.851539	45.19	ADR	40.8	0	-45.09	40.90	54	-13.1			119	381	H

* - indicates frequency in CFR47 Pt 15 / IC RSS-Restricted Band

PK-U - U-NII: Maximum Peak
ADR - U-NII AD primary method, RMS average

UL VERIFICATION SERVICES
47173 Benicia Street, Fremont, CA 94538; USA TEL:(510) 319-4000 FAX:(510) 661-0888
This report shall not be reproduced except in full, without the written approval of UL VERIFICATION SERVICES

1.1.3. TX ABOVE 1 GHz 802.11ax HE80 MODE IN THE UNII-5 BAND

1TX Antenna 6 MODE: 26-Tones, RU Index 0

BANDEDGE (LOW CHANNEL)

HORIZONTAL RESULT

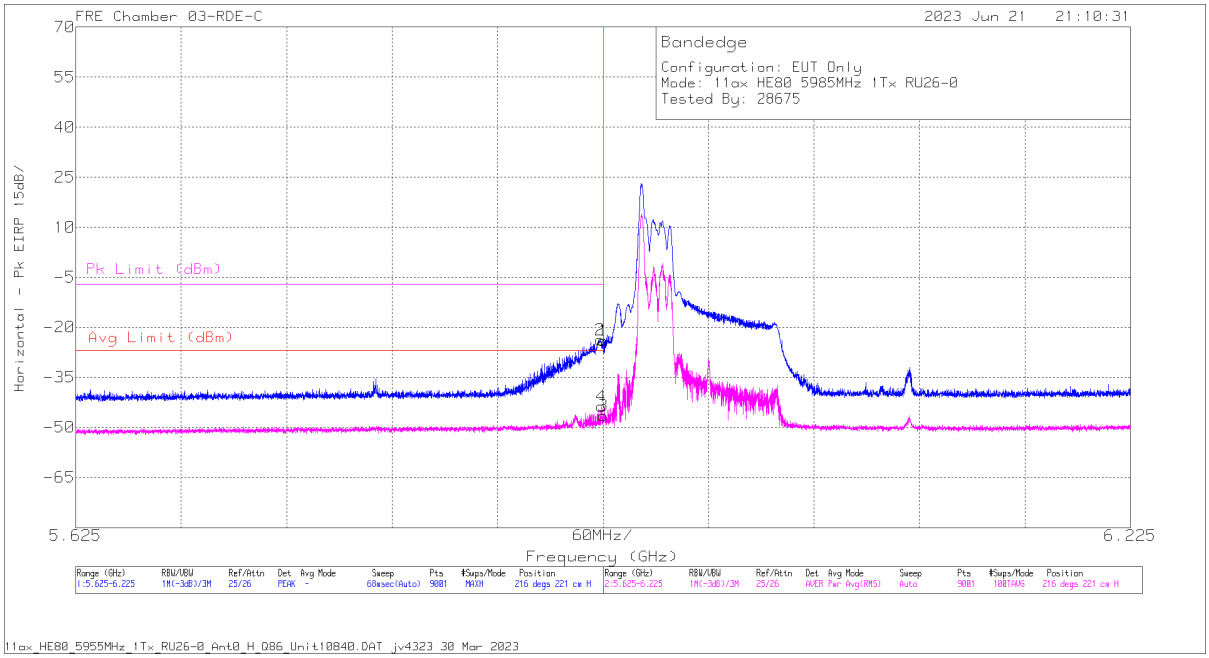

Marker	Frequency (GHz)	Meter Reading (dBm)	Det	226672 ACF (dB) 3mH	Conversion Factor (dB)	DCCF (dB)	Gain/Loss (dB)	Corrected Reading EIRP	Avg Limit (dBm)	RMS Margin (dB)	Pk Limit (dBm)	PK Margin (dB)	Azimuth (Degs)	Height (cm)	Polarity
2	5.923268	-33.86	Pk	35	11.8	0	-36.7	-23.76	-	-	-7	-16.76	216	221	H
4	5.924068	-54.2	RMS	35	11.8	1.17	-36.7	-42.93	-27	-15.93	-	-	216	221	H
1	5.925	-34.06	Pk	35	11.8	0	-36.7	-23.96	-	-	-7	-16.96	216	221	H
3	5.925	-57.09	RMS	35	11.8	1.17	-36.7	-45.82	-27	-18.82	-	-	216	221	H

Pk - Peak detector
RMS - RMS detection

UL VERIFICATION SERVICES
47173 Benicia Street, Fremont, CA 94538; USA TEL:(510) 319-4000 FAX:(510) 661-0888
This report shall not be reproduced except in full, without the written approval of UL VERIFICATION SERVICES

VERTICAL RESULT

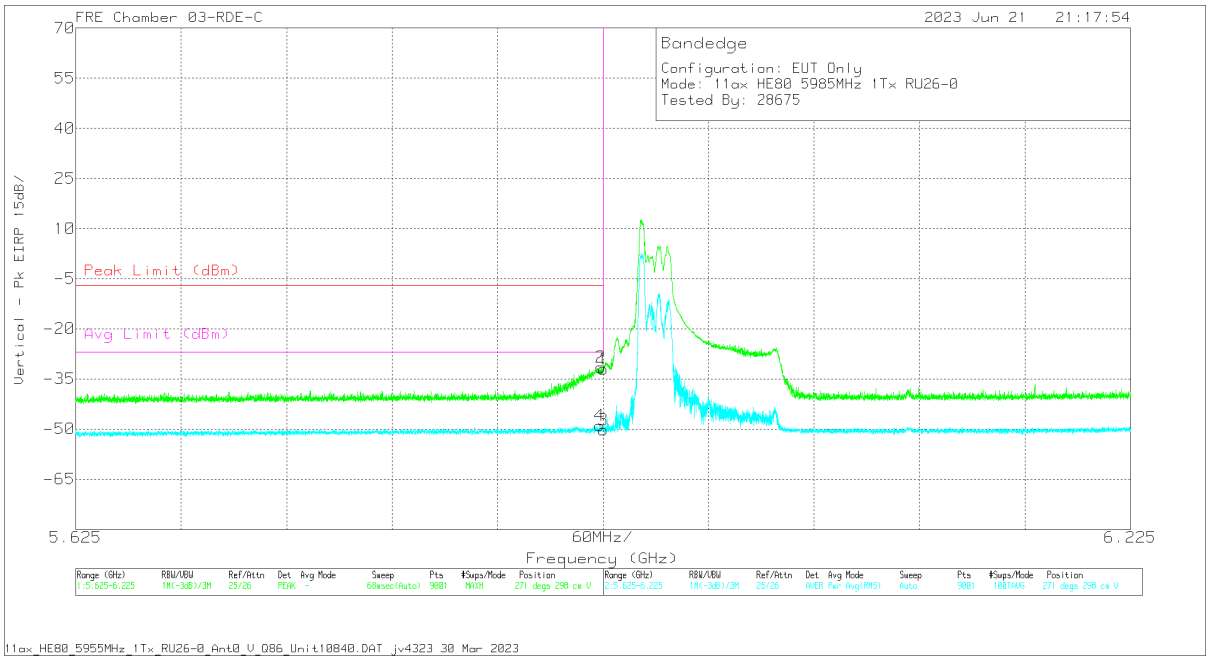

Marker	Frequency (GHz)	Meter Reading (dBm)	Det	226672 ACF (dB) 3mH	Conversion Factor (dB)	DCCF (dB)	Gain/Loss (dB)	Corrected Reading EIRP	Peak Limit (dBm)	PK Margin (dB)	Avg Limit (dBm)	RMS Margin (dB)	Azimuth (Degs)	Height (cm)	Polarity
4	5.923135	-59.49	RMS	35	11.8	1.17	-36.7	-48.22	-	-	-27	-21.22	271	298	V
2	5.923601	-41.59	Pk	35	11.8	0	-36.7	-31.49	-7	-24.49	-	-	271	298	V
1	5.925	-42.08	Pk	35	11.8	0	-36.7	-31.98	-7	-24.98	-	-	271	298	V
3	5.925	-60.83	RMS	35	11.8	1.17	-36.7	-49.56	-	-	-27	-22.56	271	298	V

Pk - Peak detector
RMS - RMS detection

UL VERIFICATION SERVICES
47173 Benicia Street, Fremont, CA 94538; USA TEL:(510) 319-4000 FAX:(510) 661-0888
This report shall not be reproduced except in full, without the written approval of UL VERIFICATION SERVICES

1TX Antenna 5 MODE: 26-Tones, RU Index 0

BANDEDGE (LOW CHANNEL)

HORIZONTAL RESULT

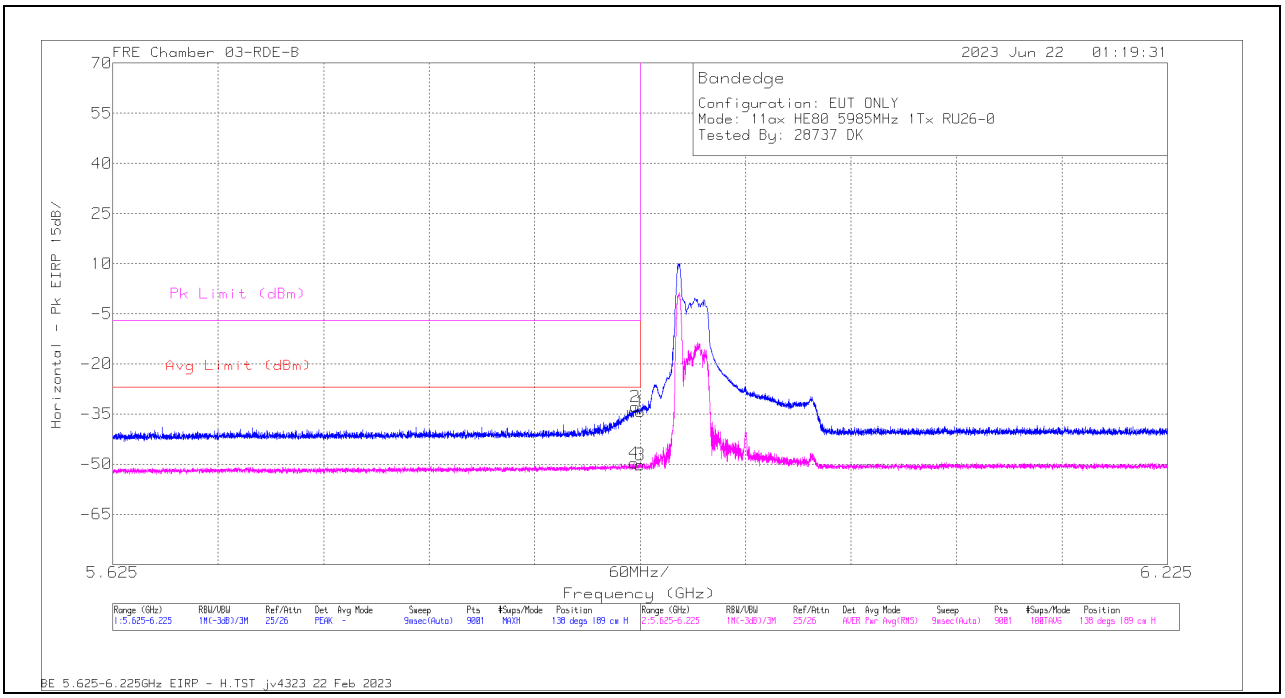

Marker	Frequency (GHz)	Meter Reading (dBm)	Det	230300 ACF (dB/m)	Conversion Factor (dB)	DCCF (dB)	Gain/Loss (dB)	Corrected Reading EIRP	Avg Limit (dBm)	RMS Margin (dB)	Pk Limit (dBm)	PK Margin (dB)	Azimuth (Degs)	Height (cm)	Polarity
4	5.921535	-58.66	RMS	34.9	11.8	1.17	-38.25	-49.04	-27	-22.04	-	-	138	189	H
2	5.922401	-41.22	Pk	34.9	11.8	0	-38.3	-32.82	-	-	-7	-25.82	138	189	H
1	5.925	-42.7	Pk	34.9	11.8	0	-38.3	-34.3	-	-	-7	-27.3	138	189	H
3	5.925	-59.05	RMS	34.9	11.8	1.17	-38.3	-49.48	-27	-22.48	-	-	138	189	H

Pk - Peak detector
RMS - RMS detection

UL VERIFICATION SERVICES
47173 Benicia Street, Fremont, CA 94538; USA TEL:(510) 319-4000 FAX:(510) 661-0888
This report shall not be reproduced except in full, without the written approval of UL VERIFICATION SERVICES

VERTICAL RESULT

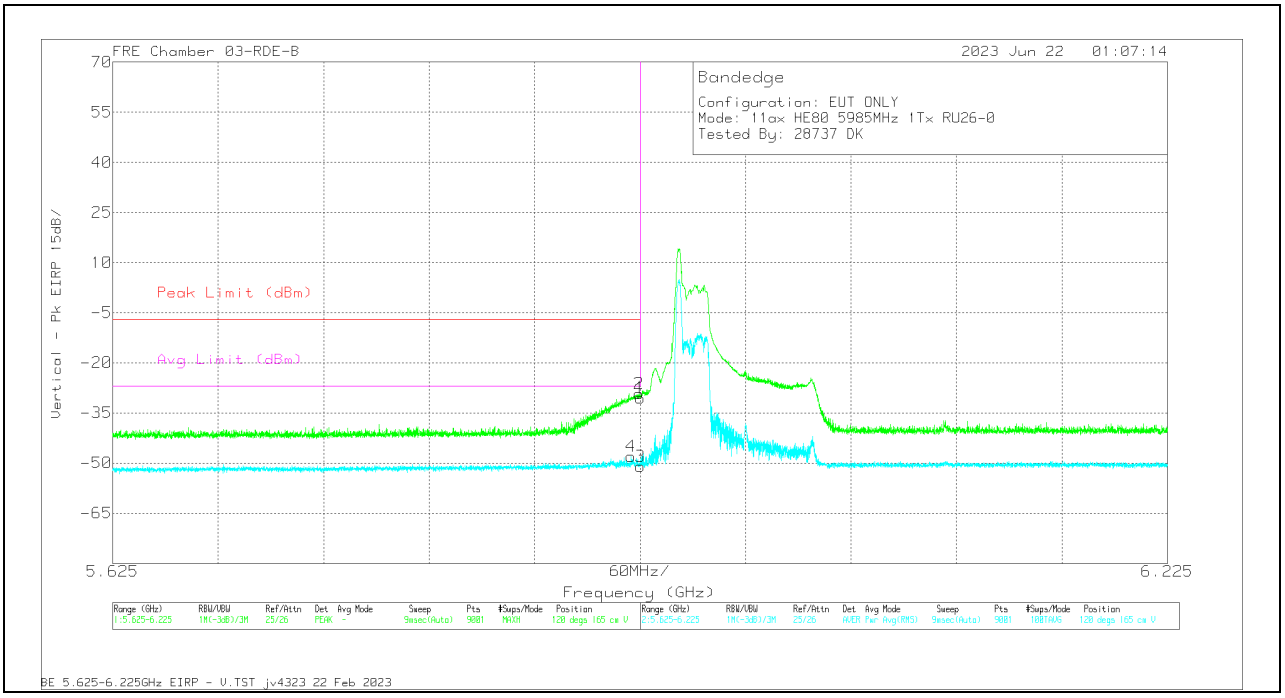

Marker	Frequency (GHz)	Meter Reading (dBm)	Det	230300 ACF (dB/m)	Conversion Factor (dB)	DCCF (dB)	Gain/Loss (dB)	Corrected Reading EIRP	Peak Limit (dBm)	PK Margin (dB)	Avg Limit (dBm)	RMS Margin (dB)	Azimuth (Degs)	Height (cm)	Polarity
4	5.919801	-56.89	RMS	34.9	11.8	1.17	-38.22	-47.24	-	-	-27	-20.24	120	165	V
2	5.924402	-37.61	Pk	34.9	11.8	0	-38.24	-29.15	-7	-22.15	-	-	120	165	V
1	5.925	-38.85	Pk	34.9	11.8	0	-38.3	-30.45	-7	-23.45	-	-	120	165	V
3	5.925	-59.81	RMS	34.9	11.8	1.17	-38.3	-50.24	-	-	-27	-23.24	120	165	V

Pk - Peak detector
RMS - RMS detection

UL VERIFICATION SERVICES
47173 Benicia Street, Fremont, CA 94538; USA TEL:(510) 319-4000 FAX:(510) 661-0888
This report shall not be reproduced except in full, without the written approval of UL VERIFICATION SERVICES

2TX Antenna 6 + Antenna 5 OFDMA MODE: 26-Tones, RU Index 0

BANDEDGE (LOW CHANNEL)

HORIZONTAL RESULT

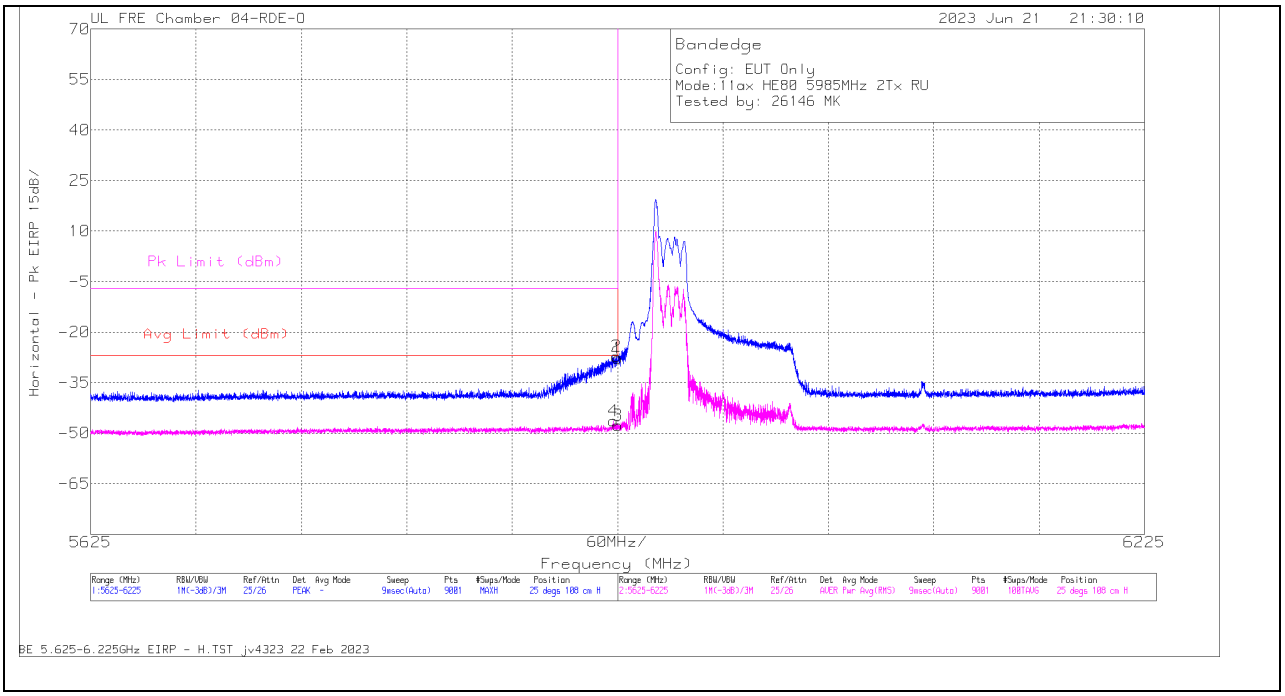

Trace Markers

Marker	Frequency (MHz)	Meter Reading (dBm)	Det	80404_ACF(dB) - 3mH	Conversion Factor (dB)	DCCF (dB)	Gain/Loss (dB)	Corrected Reading EIRP	Avg Limit (dBm)	RMS Margin (dB)	Pk Limit (dBm)	PK Margin (dB)	Azimuth (Degs)	Height (cm)	Polarity
4	5922.735	-59.64	RMS	35.1	11.8	1.17	-34.07	-45.64	-27	-18.64	-	-	25	108	H
2	5924.535	-39.96	Pk	35.1	11.8	0	-34.06	-27.12	-	-	-7	-20.12	25	108	H
1	5925	-40.54	Pk	35.1	11.8	0	-34.06	-27.7	-	-	-7	-20.7	25	108	H
3	5925	-61.07	RMS	35.1	11.8	1.17	-34.06	-47.06	-27	-20.06	-	-	25	108	H

Pk - Peak detector
RMS - RMS detection

UL VERIFICATION SERVICES
47173 Benicia Street, Fremont, CA 94538; USA TEL:(510) 319-4000 FAX:(510) 661-0888
This report shall not be reproduced except in full, without the written approval of UL VERIFICATION SERVICES

VERTICAL RESULT

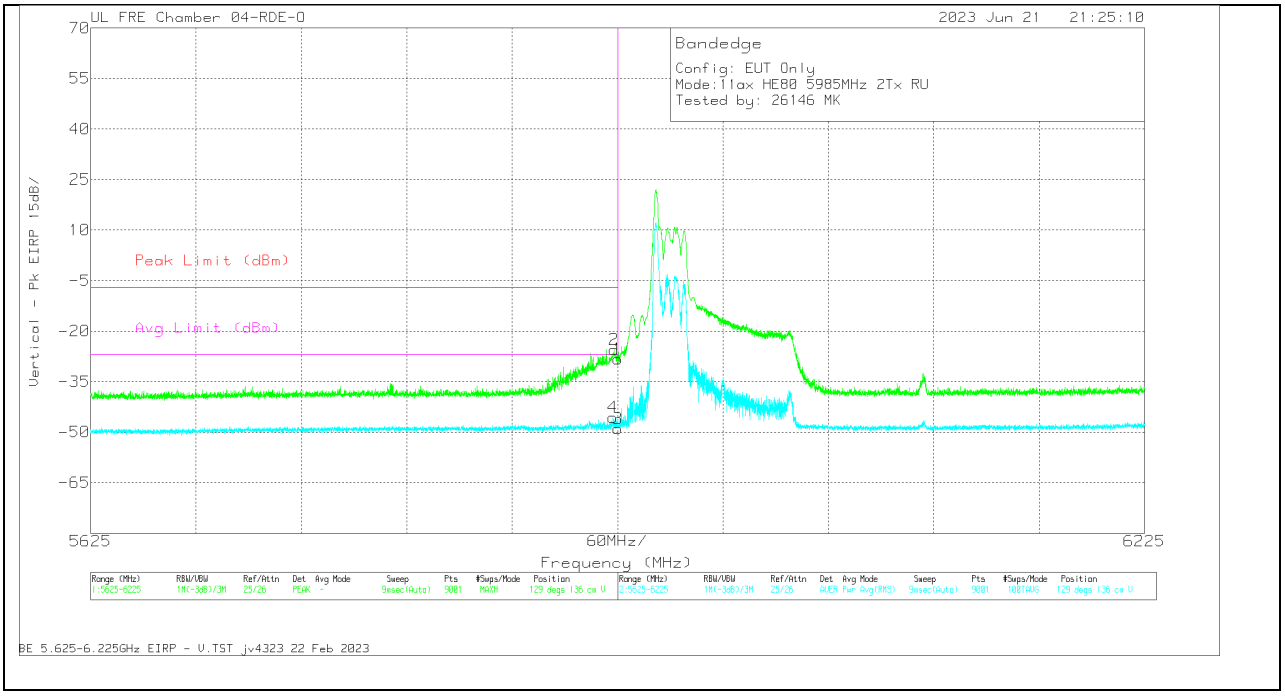

Trace Markers

Marker	Frequency (MHz)	Meter Reading (dBm)	Det	80404_ACF(dB) - 3mH	Conversion Factor (dB)	DCCF (dB)	Gain/Loss (dB)	Corrected Reading EIRP	Peak Limit (dBm)	PK Margin (dB)	Avg Limit (dBm)	RMS Margin (dB)	Azimuth (Degs)	Height (cm)	Polarity
4	5922.401	-58.88	RMS	35	11.8	1.17	-34.08	-44.99	-	-	-27	-17.99	129	136	V
2	5922.935	-38.24	Pk	35.1	11.8	0	-34.07	-25.41	-7	-18.41	-	-	129	136	V
1	5925	-41.06	Pk	35.1	11.8	0	-34.06	-28.22	-7	-21.22	-	-	129	136	V
3	5925	-62.24	RMS	35.1	11.8	1.17	-34.06	-48.23	-	-	-27	-21.23	129	136	V

Pk - Peak detector
RMS - RMS detection

UL VERIFICATION SERVICES
47173 Benicia Street, Fremont, CA 94538; USA TEL:(510) 319-4000 FAX:(510) 661-0888
This report shall not be reproduced except in full, without the written approval of UL VERIFICATION SERVICES

HARMONICS AND SPURIOUS EMISSIONS

LOW CHANNEL

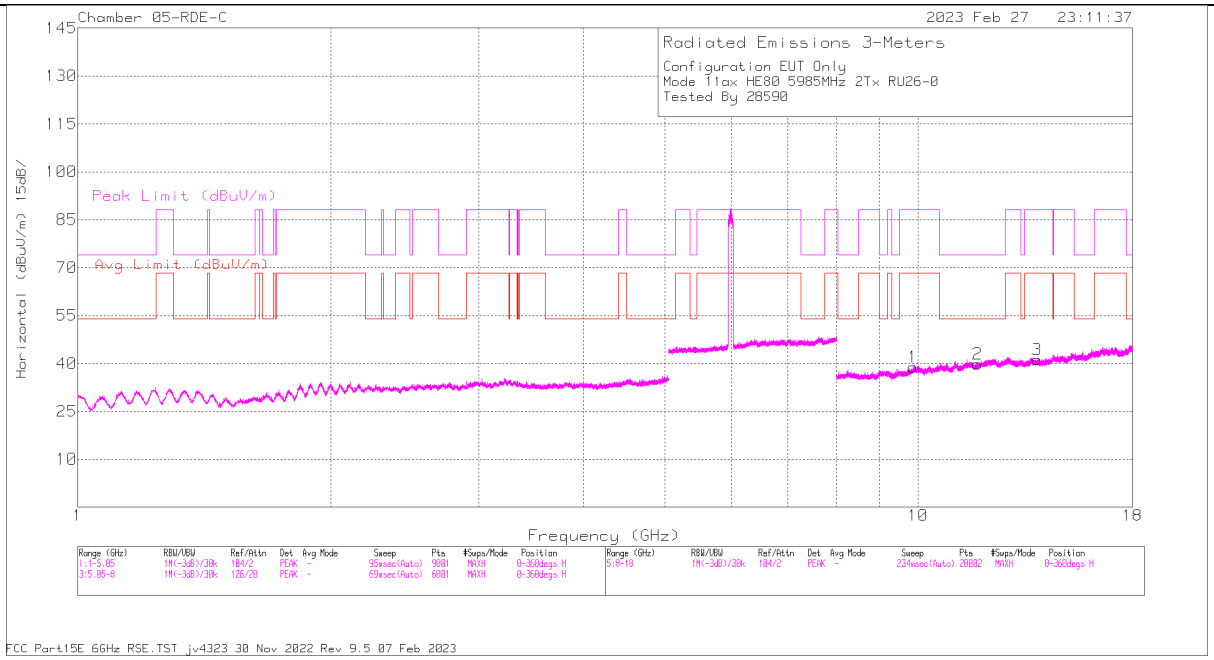

HORIZONTAL

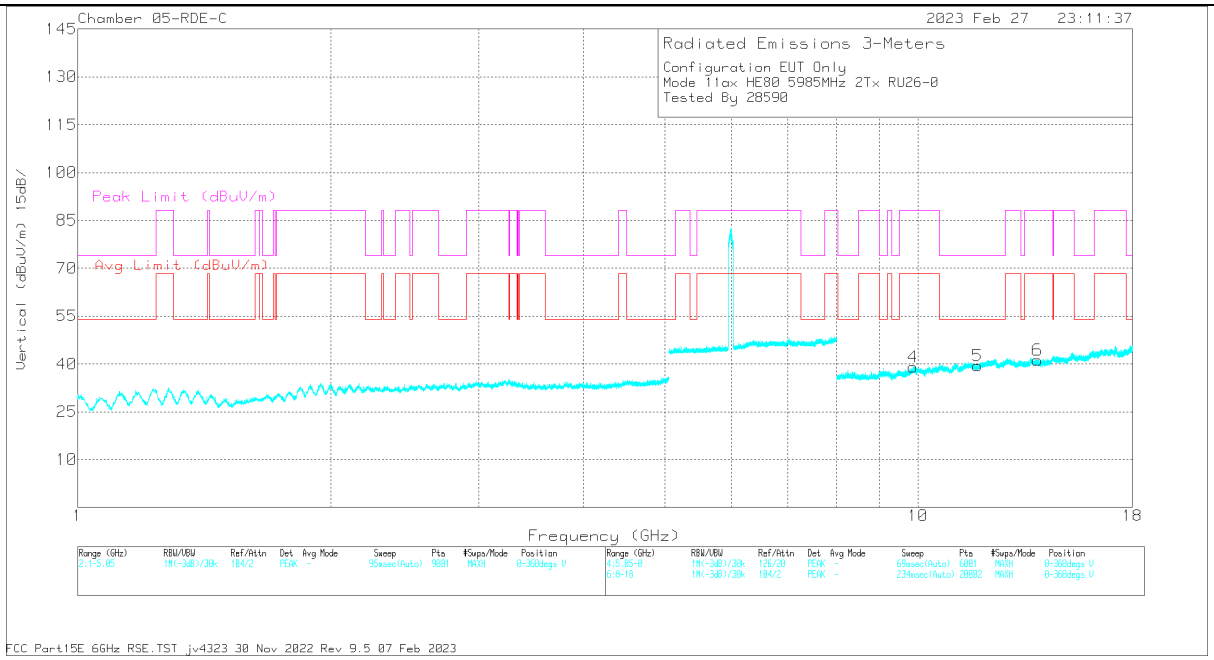

VERTICAL

UL VERIFICATION SERVICES
47173 Benicia Street, Fremont, CA 94538; USA TEL:(510) 319-4000 FAX:(510) 661-0888
This report shall not be reproduced except in full, without the written approval of UL VERIFICATION SERVICES

RADIATED EMISSIONS

Marker	Frequency (GHz)	Meter Reading (dBuV)	Det	80707 ACF (dB)	DCCF (dB)	Gain/Loss (dB)	Corrected Reading (dBuV/m)	Avg Limit (dBuV/m)	Margin (dB)	Peak Limit (dBuV/m)	PK Margin (dB)	Azimuth (Degs)	Height (cm)	Polarity
2	* 11.786987	56.3	PK-U	39	0	-45.14	50.16			74	-23.84	360	101	H
	* 11.784141	44.25	ADR	39	0	-45.14	38.11	54	-15.89			360	101	H
5	* 11.778524	55.94	PK-U	39	0	-45.14	49.8			74	-24.20	360	199	V
	* 11.781262	44.23	ADR	39	0	-45.14	38.09	54	-15.91			360	199	V
1	9.869725	59.02	PK-U	37.2	0	-47.69	48.53	-	-	88.2	-39.67	360	101	H
	9.873354	47.14	ADR	37.3	0	-47.68	36.76	68.2	-31.44	-	-	360	101	H
4	9.873678	58.99	PK-U	37.3	0	-47.68	48.61	-	-	88.2	-39.59	360	199	V
	9.872607	47.36	ADR	37.3	0	-47.67	36.99	68.2	-31.21	-	-	360	199	V
3	13.864658	57.72	PK-U	39.3	0	-46.16	50.86	-	-	88.2	-37.34	360	101	H
	13.864952	46.16	ADR	39.3	0	-46.16	39.3	68.2	-28.9	-	-	360	101	H
6	13.87389	57.89	PK-U	39.3	0	-46.16	51.03	-	-	88.2	-37.17	360	199	V
	13.874068	46.02	ADR	39.3	0	-46.16	39.16	68.2	-29.04	-	-	360	199	V

* - indicates frequency in CFR47 Pt 15 / IC RSS-Restricted Band
PK-U - U-NII: Maximum Peak
ADR - U-NII AD primary method, RMS average

UL VERIFICATION SERVICES
47173 Benicia Street, Fremont, CA 94538; USA TEL:(510) 319-4000 FAX:(510) 661-0888
This report shall not be reproduced except in full, without the written approval of UL VERIFICATION SERVICES

MID CHANNEL

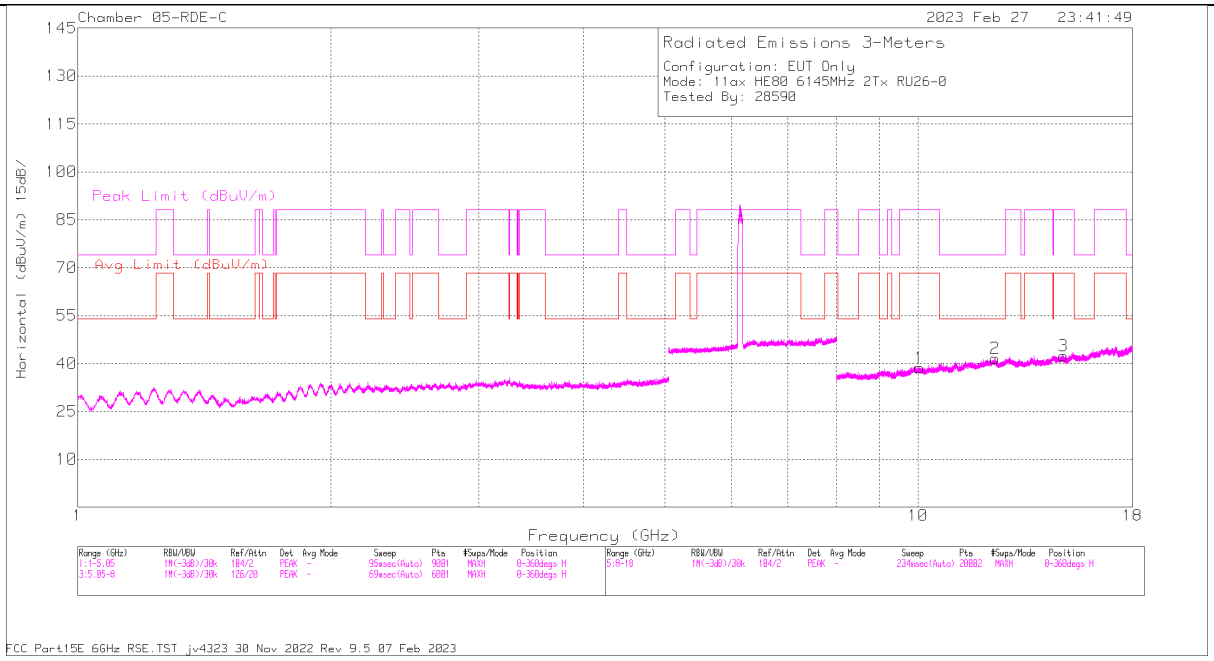

HORIZONTAL

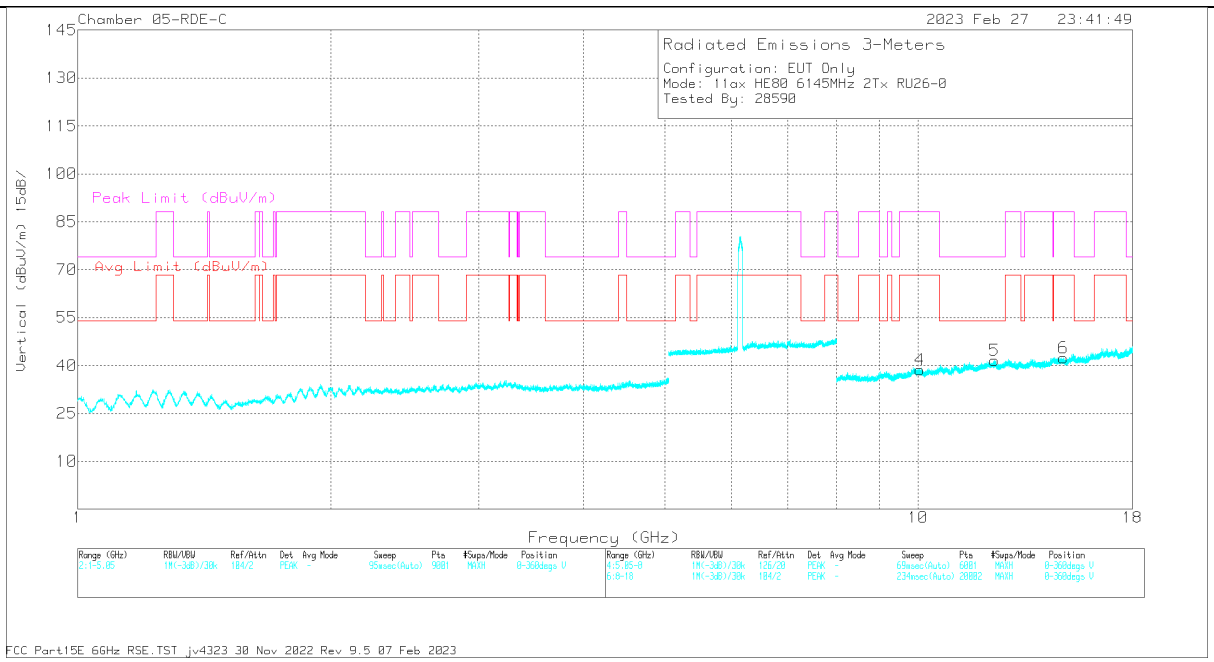

VERTICAL

UL VERIFICATION SERVICES
47173 Benicia Street, Fremont, CA 94538; USA TEL:(510) 319-4000 FAX:(510) 661-0888
This report shall not be reproduced except in full, without the written approval of UL VERIFICATION SERVICES

RADIATED EMISSIONS

Marker	Frequency (GHz)	Meter Reading (dBuV)	Det	80707 ACF (dB)	DCCF (dB)	Gain/Loss (dB)	Corrected Reading (dBuV/m)	Avg Limit (dBuV/m)	Margin (dB)	Peak Limit (dBuV/m)	PK Margin (dB)	Azimuth (Degs)	Height (cm)	Polarity
2	* 12.354545	55.54	PK-U	39.4	0	-44.54	50.4			74	-23.6	1	199	H
	* 12.3526	43.78	ADR	39.3	0	-44.55	38.53	54	-15.47			1	199	H
5	* 12.337148	54.87	PK-U	39.3	0	-44.44	49.73			64	-24.27	1	199	V
	* 12.336421	43.53	ADR	39.3	0	-44.45	38.38	54	-15.62			1	199	V
1	10.044494	58.37	PK-U	37.4	0	-47.67	48.1	-	-	88.2	-40.1	1	101	H
	10.045713	47.12	ADR	37.4	0	-47.67	36.85	68.2	-31.35	-	-	1	101	H
4	10.049132	58.62	PK-U	37.5	0	-47.72	48.4	-	-	88.2	-39.8	1	199	V
	10.049639	47.01	ADR	37.5	0	-47.74	36.77	68.2	-31.43	-	-	1	199	V
6	14.896614	56.41	PK-U	40.3	0	-44.6	52.11	-	-	88.2	-36.09	1	199	V
	14.898452	44.93	ADR	40.3	0	-44.61	40.62	68.2	-27.58	-	-	1	199	V
3	14.905081	56.57	PK-U	40.3	0	-44.63	52.24	-	-	88.2	-35.96	1	199	H
	14.901401	44.52	ADR	40.3	0	-44.62	40.2	68.2	-28	-	-	1	199	H

* - indicates frequency in CFR47 Pt 15 / IC RSS-Restricted Band
PK-U - U-NII: Maximum Peak
ADR - U-NII AD primary method, RMS average

UL VERIFICATION SERVICES
47173 Benicia Street, Fremont, CA 94538; USA TEL:(510) 319-4000 FAX:(510) 661-0888
This report shall not be reproduced except in full, without the written approval of UL VERIFICATION SERVICES

HIGH CHANNEL

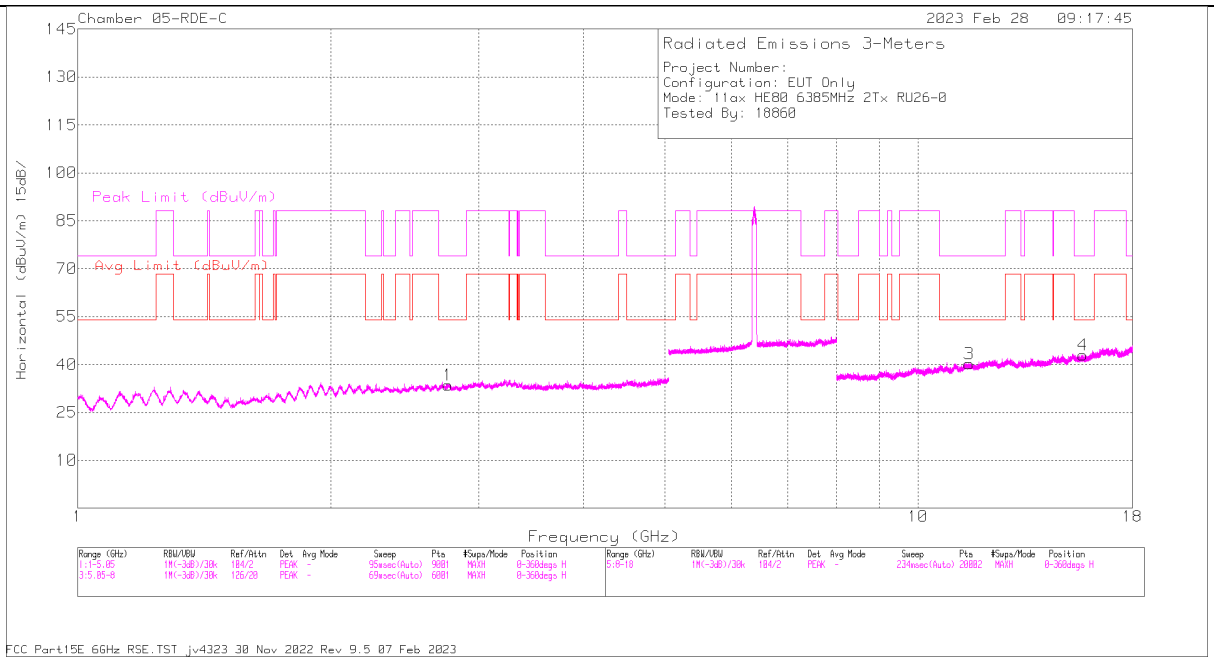

HORIZONTAL

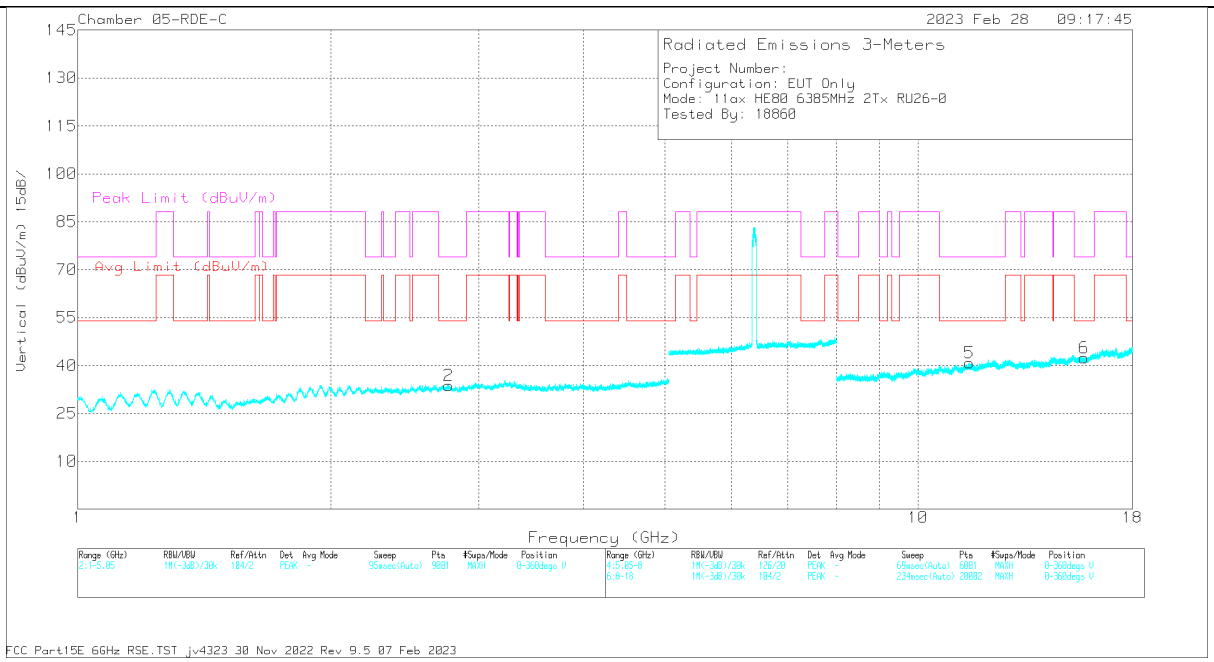

VERTICAL

UL VERIFICATION SERVICES
47173 Benicia Street, Fremont, CA 94538; USA TEL:(510) 319-4000 FAX:(510) 661-0888
This report shall not be reproduced except in full, without the written approval of UL VERIFICATION SERVICES

RADIATED EMISSIONS

Marker	Frequency (GHz)	Meter Reading (dBuV)	Det	80707 ACF (dB)	DCCF (dB)	Gain/Loss (dB)	Corrected Reading (dBuV/m)	Avg Limit (dBuV/m)	Margin (dB)	Peak Limit (dBuV/m)	PK Margin (dB)	Azimuth (Degs)	Height (cm)	Polarity
1	*2.758197	60.69	PK-U	32.7	0	-49.47	43.92			74	-30.08	208	367	H
	*2.759166	49.02	ADR	32.7	0	-49.46	32.26	54	-21.74			208	367	H
2	*2.7635	60.71	PK-U	32.7	0	-49.47	43.94			74	-30.06	122	152	V
	2.762846	49.1	ADR	32.7	0	-49.47	32.33	54	-21.57			122	152	V
3	11.504959	56.72	PK-U	38.7	0	-44.75	50.67			74	-23.33	115	366	H
	11.505794	44.64	ADR	38.7	0	-44.76	38.58	54	-15.42			115	366	H
5	11.510621	55.99	PK-U	38.7	0	-44.68	50.01			74	-23.99	61	357	V
	11.511904	44.62	ADR	38.7	0	-44.66	38.66	54	-15.34			61	357	V
4	15.726206	56.18	PK-U	40.8	0	-44.79	52.19			74	-21.81	189	302	H
	15.726319	44.61	ADR	40.8	0	-44.79	40.62	54	-13.38			189	302	H
6	15.770311	55.68	PK-U	40.8	0	-44.86	51.62			74	-22.38	67	183	V
	15.769854	44.43	ADR	40.8	0	-44.85	40.38	54	-13.62			67	183	V

* - indicates frequency in CFR47 Pt 15 / IC RSS-Restricted Band
PK-U - U-NII: Maximum Peak
ADR - U-NII AD primary method, RMS average

UL VERIFICATION SERVICES
47173 Benicia Street, Fremont, CA 94538; USA TEL:(510) 319-4000 FAX:(510) 661-0888
This report shall not be reproduced except in full, without the written approval of UL VERIFICATION SERVICES

1TX Antenna 6 MODE: SU Mode

BANDEDGE (LOW CHANNEL)

HORIZONTAL RESULT

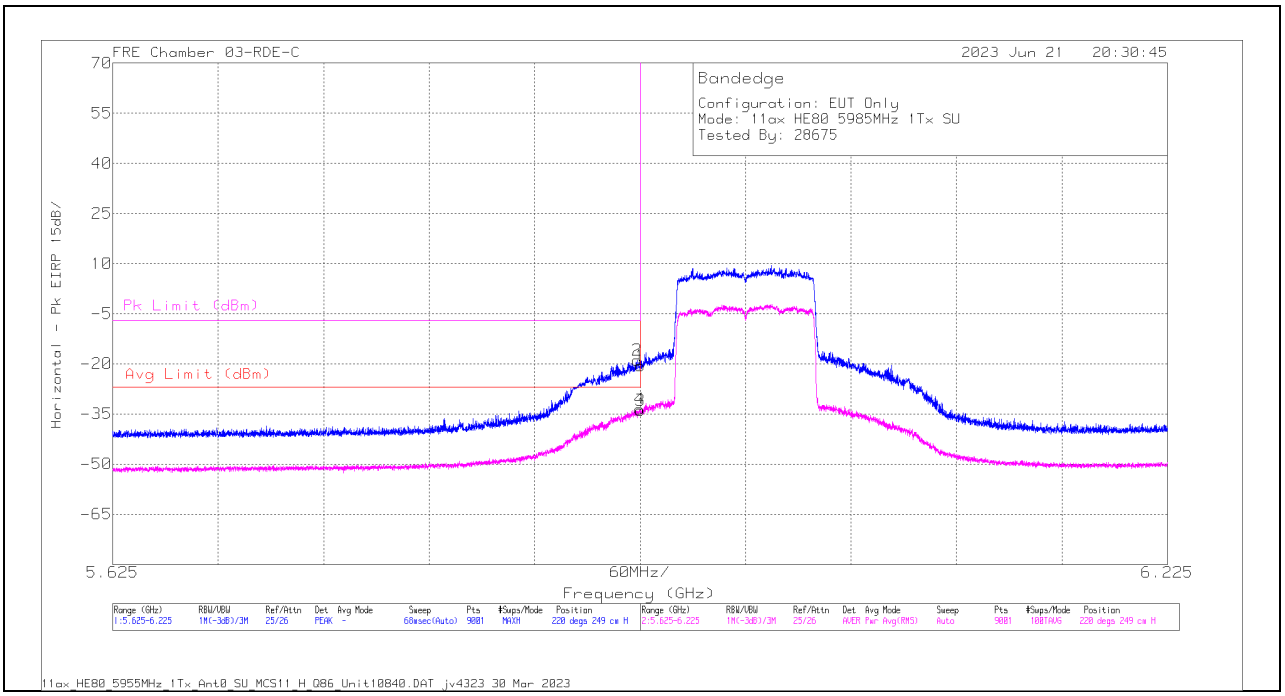

Marker	Frequency (GHz)	Meter Reading (dBm)	Det	226672 ACF (dB) 3mH	Conversion Factor (dB)	DCCF (dB)	Gain/Loss (dB)	Corrected Reading EIRP	Avg Limit (dBm)	RMS Margin (dB)	Pk Limit (dBm)	PK Margin (dB)	Azimuth (Degs)	Height (cm)	Polarity
2	5.923201	-28.95	Pk	35	11.8	0	-36.7	-18.85	-	-	-7	-11.85	220	249	H
4	5.924735	-44.08	RMS	35	11.8	.51	-36.7	-33.47	-27	-6.47	-	-	220	249	H
1	5.925	-30.65	Pk	35	11.8	0	-36.7	-20.55	-	-	-7	-13.55	220	249	H
3	5.925	-44.46	RMS	35	11.8	.51	-36.7	-33.85	-27	-6.85	-	-	220	249	H

Pk - Peak detector
RMS - RMS detection

UL VERIFICATION SERVICES
47173 Benicia Street, Fremont, CA 94538; USA TEL:(510) 319-4000 FAX:(510) 661-0888
This report shall not be reproduced except in full, without the written approval of UL VERIFICATION SERVICES

VERTICAL RESULT

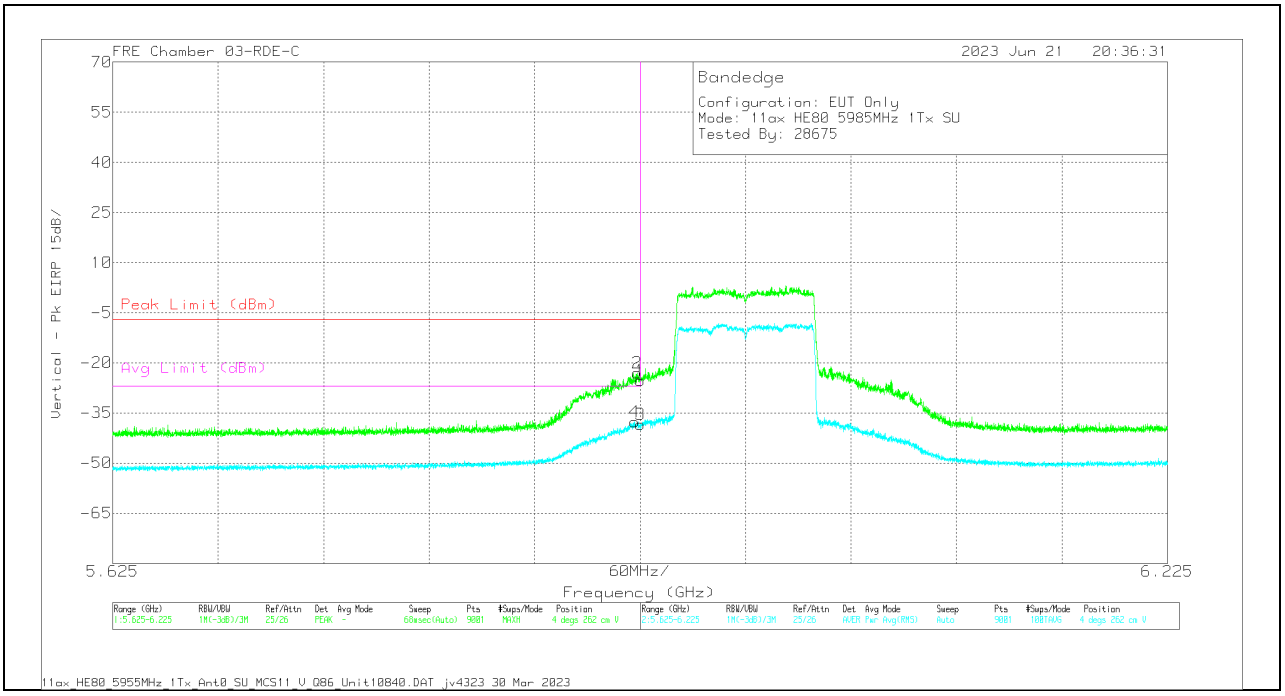

Marker	Frequency (GHz)	Meter Reading (dBm)	Det	226672 ACF (dB) 3mH	Conversion Factor (dB)	DCCF (dB)	Gain/Loss (dB)	Corrected Reading EIRP	Peak Limit (dBm)	PK Margin (dB)	Avg Limit (dBm)	RMS Margin (dB)	Azimuth (Degs)	Height (cm)	Polarity
4	5.922001	-48.11	RMS	35	11.8	.51	-36.8	-37.60	-	-	-27	-10.60	4	262	V
2	5.923201	-33.12	Pk	35	11.8	0	-36.7	-23.02	-7	-16.02	-	-	4	262	V
1	5.925	-35.34	Pk	35	11.8	0	-36.7	-25.24	-7	-18.24	-	-	4	262	V
3	5.925	-49.09	RMS	35	11.8	.51	-36.7	-38.48	-	-	-27	-11.48	4	262	V

Pk - Peak detector
RMS - RMS detection

UL VERIFICATION SERVICES
47173 Benicia Street, Fremont, CA 94538; USA TEL:(510) 319-4000 FAX:(510) 661-0888
This report shall not be reproduced except in full, without the written approval of UL VERIFICATION SERVICES

1TX Antenna 5 MODE: SU Mode

BANDEDGE (LOW CHANNEL)

HORIZONTAL RESULT

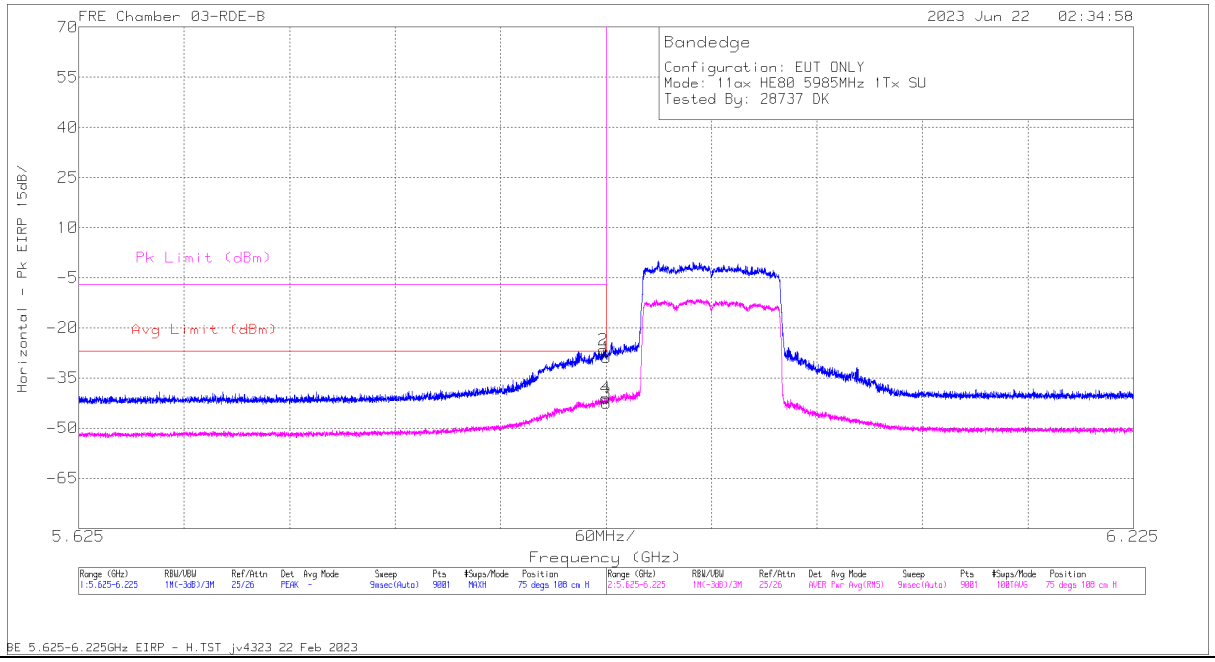

Marker	Frequency (GHz)	Meter Reading (dBm)	Det	230300 ACF (dB/m)	Conversion Factor (dB)	DCCF (dB)	Gain/Loss (dB)	Corrected Reading EIRP	Avg Limit (dBm)	RMS Margin (dB)	Pk Limit (dBm)	PK Margin (dB)	Azimuth (Degs)	Height (cm)	Polarity
2	5.923335	-34.99	Pk	34.9	11.8	0	-38.27	-26.56	-	-	-7	-19.56	75	108	H
4	5.924868	-49.96	RMS	34.9	11.8	.51	-38.29	-41.04	-27	-14.04	-	-	75	108	H
1	5.925	-37.27	Pk	34.9	11.8	0	-38.3	-28.87	-	-	-7	-21.87	75	108	H
3	5.925	-51.53	RMS	34.9	11.8	.51	-38.3	-42.62	-27	-15.62	-	-	75	108	H

Pk - Peak detector
RMS - RMS detection

UL VERIFICATION SERVICES
47173 Benicia Street, Fremont, CA 94538; USA TEL:(510) 319-4000 FAX:(510) 661-0888
This report shall not be reproduced except in full, without the written approval of UL VERIFICATION SERVICES

VERTICAL RESULT

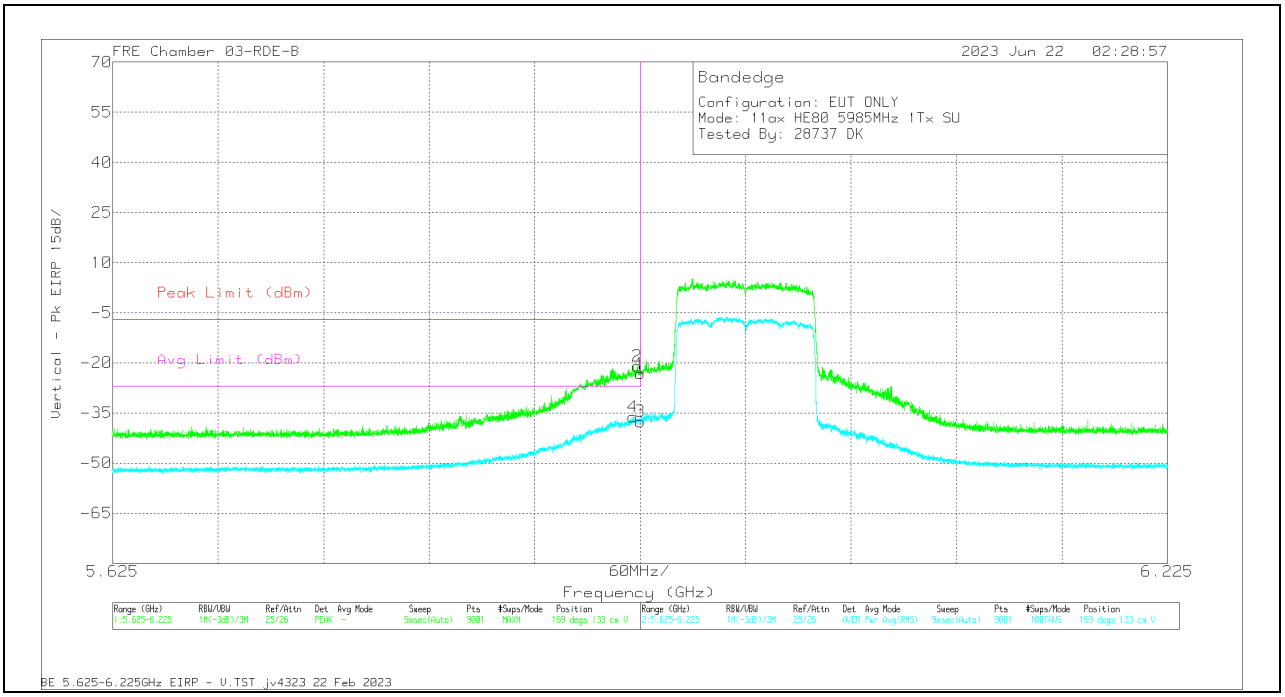

Marker	Frequency (GHz)	Meter Reading (dBm)	Det	230300 ACF (dB/m)	Conversion Factor (dB)	DCCF (dB)	Gain/Loss (dB)	Corrected Reading EIRP	Peak Limit (dBm)	PK Margin (dB)	Avg Limit (dBm)	RMS Margin (dB)	Azimuth (Degs)	Height (cm)	Polarity
4	5.920868	-45.27	RMS	34.9	11.8	.51	-38.2	-36.26	-	-	-27	-9.26	169	133	V
2	5.923535	-29.34	Pk	34.9	11.8	0	-38.25	-20.89	-7	-13.89	-	-	169	133	V
1	5.925	-31.56	Pk	34.9	11.8	0	-38.3	-23.16	-7	-16.16	-	-	169	133	V
3	5.925	-46.51	RMS	34.9	11.8	.51	-38.3	-37.60	-	-	-27	-10.60	169	133	V

Pk - Peak detector
RMS - RMS detection

UL VERIFICATION SERVICES
47173 Benicia Street, Fremont, CA 94538; USA TEL:(510) 319-4000 FAX:(510) 661-0888
This report shall not be reproduced except in full, without the written approval of UL VERIFICATION SERVICES

2TX Antenna 6 + Antenna 5 OFDMA MODE: SU Mode

BANDEDGE (LOW CHANNEL)

HORIZONTAL RESULT

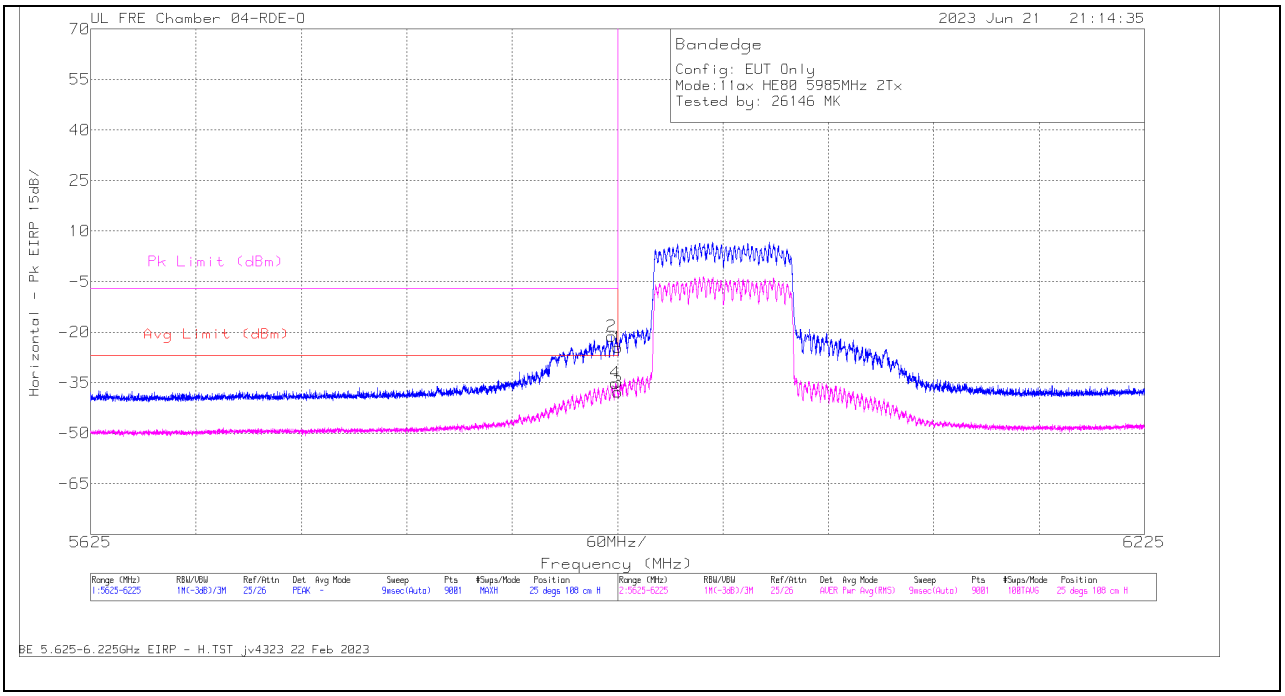

Trace Markers

Marker	Frequency (MHz)	Meter Reading (dBm)	Det	80404_ACF(dB) - 3mH	Conversion Factor (dB)	DCCF (dB)	Gain/Loss (dB)	Corrected Reading EIRP	Avg Limit (dBm)	RMS Margin (dB)	Pk Limit (dBm)	PK Margin (dB)	Azimuth (Degs)	Height (cm)	Polarity
2	5921.535	-33.95	Pk	35	11.8	0	-34.08	-21.23	-	-	-7	-14.23	25	108	H
4	5923.735	-48.42	RMS	35.1	11.8	.51	-34.07	-35.08	-27	-8.08	-	-	25	108	H
1	5925	-37.36	Pk	35.1	11.8	0	-34.06	-24.52	-	-	-7	-17.52	25	108	H
3	5925	-51.1	RMS	35.1	11.8	.51	-34.06	-37.75	-27	-10.75	-	-	25	108	H

Pk - Peak detector
RMS - RMS detection

UL VERIFICATION SERVICES
47173 Benicia Street, Fremont, CA 94538; USA TEL:(510) 319-4000 FAX:(510) 661-0888
This report shall not be reproduced except in full, without the written approval of UL VERIFICATION SERVICES

VERTICAL RESULT

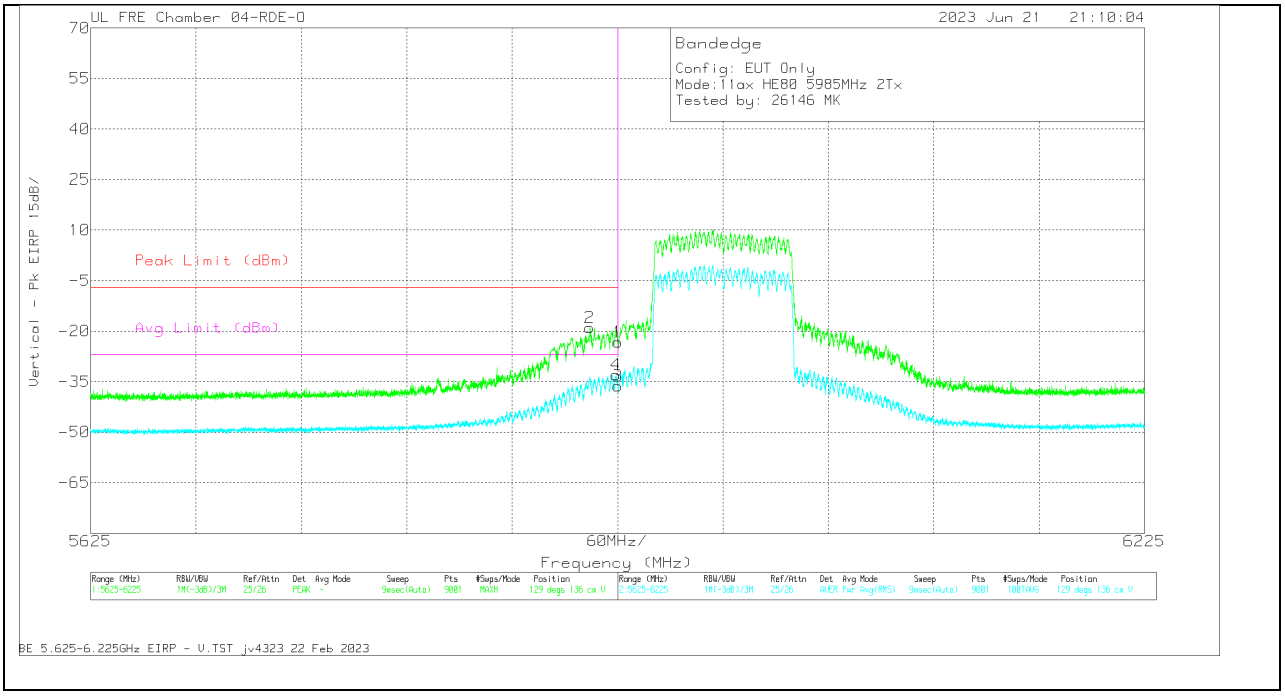

Trace Markers

Marker	Frequency (MHz)	Meter Reading (dBm)	Det	80404_ACF(dB) - 3mH	Conversion Factor (dB)	DCCF (dB)	Gain/Loss (dB)	Corrected Reading EIRP	Peak Limit (dBm)	PK Margin (dB)	Avg Limit (dBm)	RMS Margin (dB)	Azimuth (Degs)	Height (cm)	Polarity
2	5909.268	-31.77	Pk	35.1	11.8	0	-34.1	-18.97	-7	-11.97	-	-	129	136	V
4	5924.202	-46.28	RMS	35.1	11.8	.51	-34.07	-32.94	-	-	-27	-5.94	129	136	V
1	5925	-36.06	Pk	35.1	11.8	0	-34.06	-23.22	-7	-16.22	-	-	129	136	V
3	5925	-49.7	RMS	35.1	11.8	.51	-34.06	-36.35	-	-	-27	-9.35	129	136	V

Pk - Peak detector
RMS - RMS detection

UL VERIFICATION SERVICES
47173 Benicia Street, Fremont, CA 94538; USA TEL:(510) 319-4000 FAX:(510) 661-0888
This report shall not be reproduced except in full, without the written approval of UL VERIFICATION SERVICES

HARMONICS AND SPURIOUS EMISSIONS

LOW CHANNEL

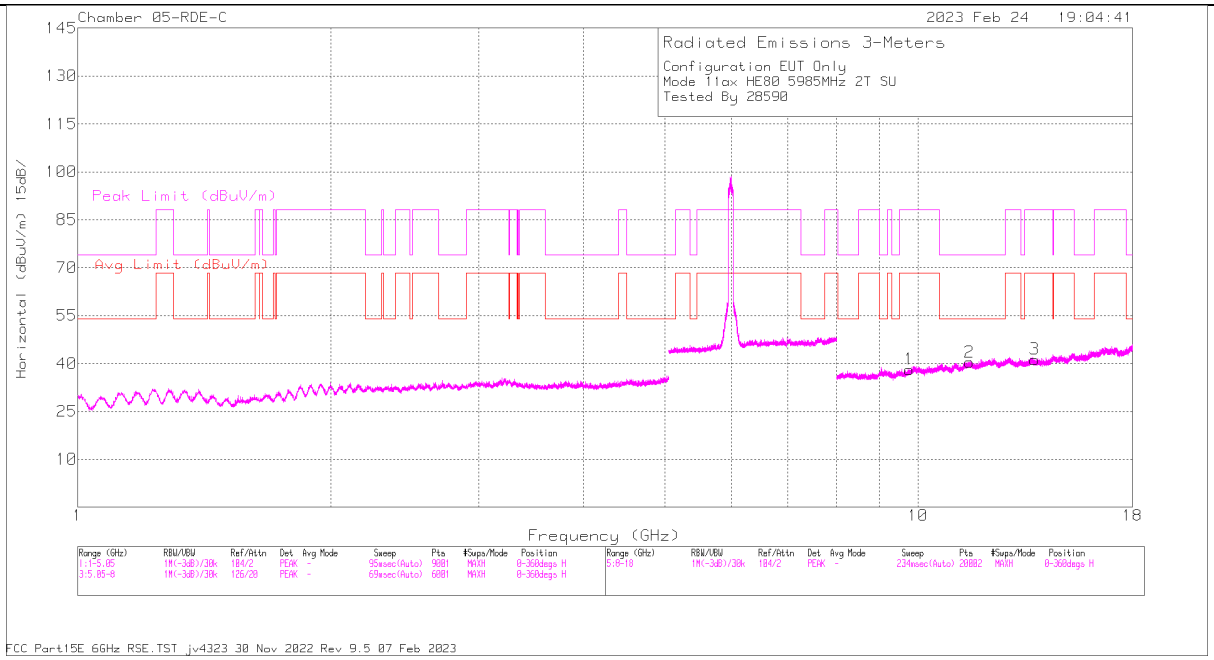

HORIZONTAL

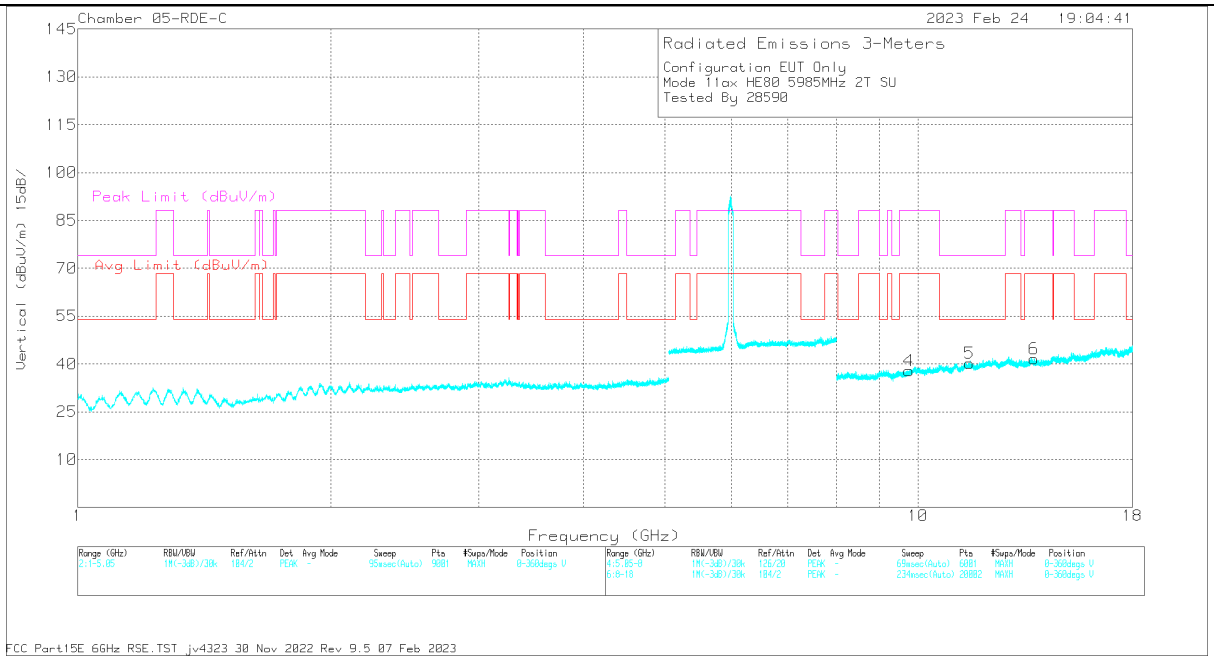

VERTICAL

UL VERIFICATION SERVICES
47173 Benicia Street, Fremont, CA 94538; USA TEL:(510) 319-4000 FAX:(510) 661-0888
This report shall not be reproduced except in full, without the written approval of UL VERIFICATION SERVICES

RADIATED EMISSIONS

Marker	Frequency (GHz)	Meter Reading (dBuV)	Det	80707 ACF (dB)	DCCF (dB)	Gain/Loss (dB)	Corrected Reading (dBuV/m)	Avg Limit (dBuV/m)	Margin (dB)	Peak Limit (dBuV/m)	PK Margin (dB)	Azimuth (Degs)	Height (cm)	Polarity
2	* 11.511055	56.03	PK-U	38.7	0	-44.68	50.05			74	-23.95	360	101	H
	* 11.511083	44.72	ADR	38.7	0	-44.68	38.74	54	-15.26			360	101	H
5	* 11.512645	56.4	PK-U	38.7	0	-44.65	50.45			74	-23.55	360	199	V
	* 11.511959	44.55	ADR	38.7	0	-44.66	38.59	54	-15.41			360	199	V
4	9.757335	58.11	PK-U	37	0	-47.11	48	-	-	88.2	-40.2	360	199	V
	9.755864	45.96	ADR	37	0	-47.12	35.84	68.2	-32.36	-	-	360	199	V
1	9.770962	57.84	PK-U	37.1	0	-47.11	47.83	-	-	88.2	-40.37	360	101	H
	9.770194	46.35	ADR	37.1	0	-47.1	36.35	68.2	-31.85	-	-	360	101	H
6	13.744924	57.9	PK-U	39.2	0	-45.79	51.31	-	-	88.2	-36.89	360	101	V
	13.744762	45.92	ADR	39.2	0	-45.79	39.33	68.2	-28.87	-	-	360	101	V
3	13.763953	56.83	PK-U	39.2	0	-45.91	50.12	-	-	88.2	-38.08	360	101	H
	13.763513	45.49	ADR	39.2	0	-45.91	38.78	68.2	-29.42	-	-	360	101	H

* - indicates frequency in CFR47 Pt 15 / IC RSS-Restricted Band
PK-U - U-NII: Maximum Peak
ADR - U-NII AD primary method, RMS average

UL VERIFICATION SERVICES
47173 Benicia Street, Fremont, CA 94538; USA TEL:(510) 319-4000 FAX:(510) 661-0888
This report shall not be reproduced except in full, without the written approval of UL VERIFICATION SERVICES

MID CHANNEL

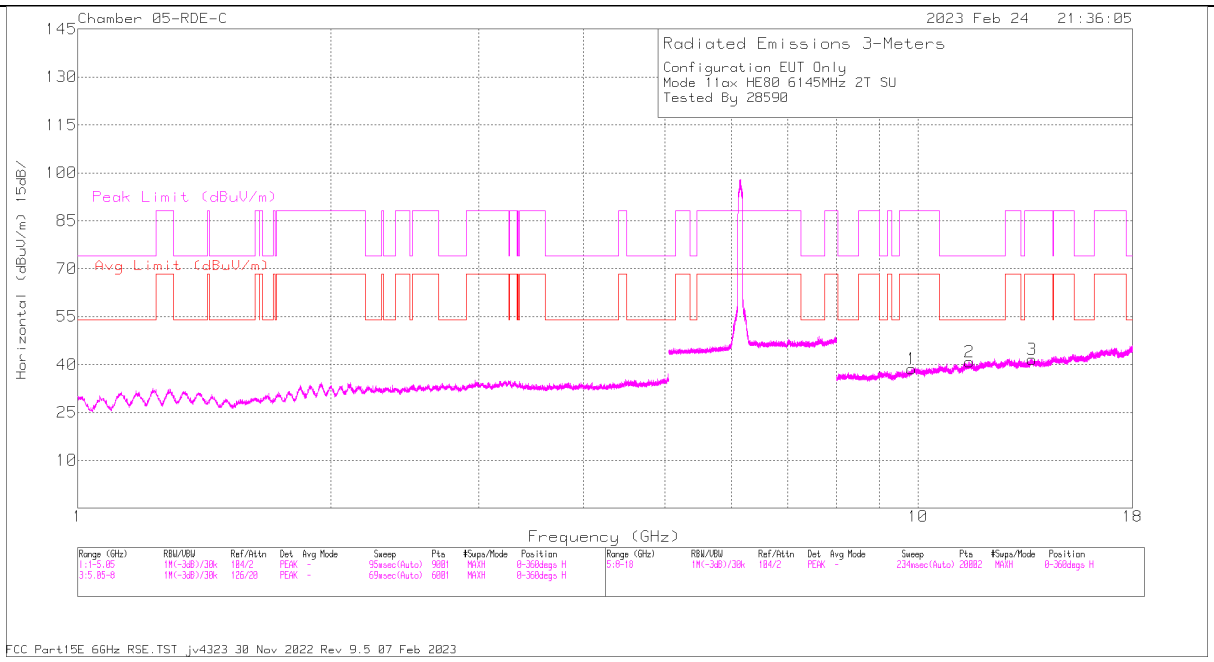

HORIZONTAL

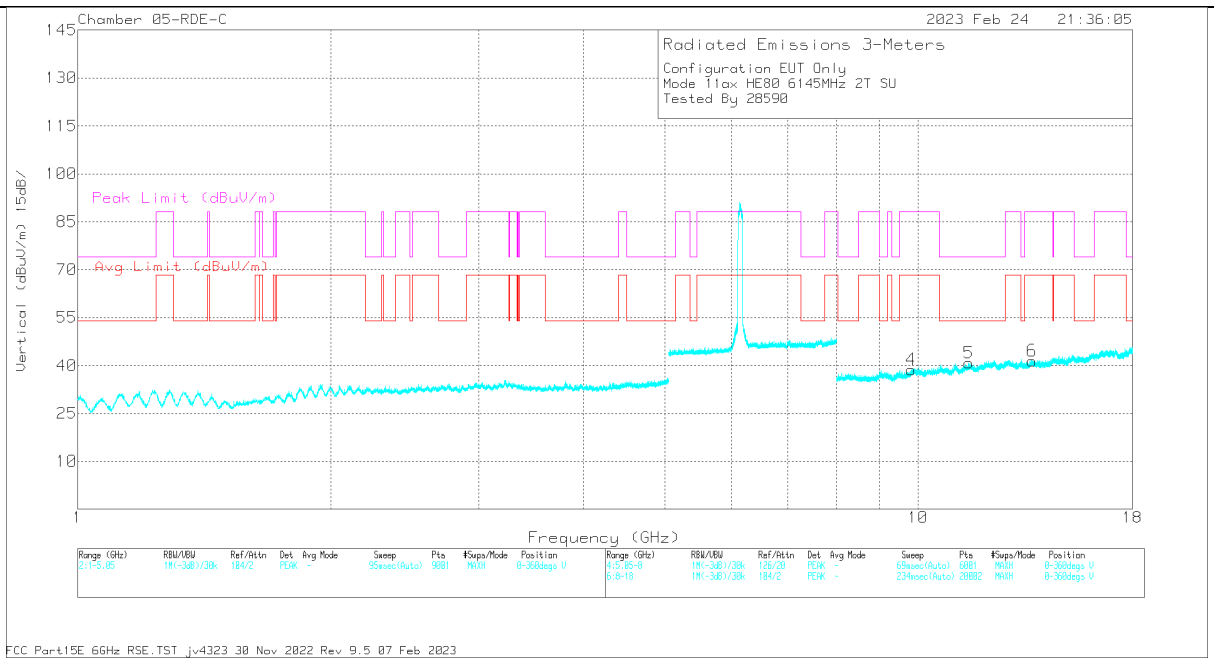

VERTICAL

UL VERIFICATION SERVICES
47173 Benicia Street, Fremont, CA 94538; USA TEL:(510) 319-4000 FAX:(510) 661-0888
This report shall not be reproduced except in full, without the written approval of UL VERIFICATION SERVICES

RADIATED EMISSIONS

Marker	Frequency (GHz)	Meter Reading (dBuV)	Det	80707 ACF (dB)	DCCF (dB)	Gain/Loss (dB)	Corrected Reading (dBuV/m)	Avg Limit (dBuV/m)	Margin (dB)	Peak Limit (dBuV/m)	PK Margin (dB)	Azimuth (Degs)	Height (cm)	Polarity
2	* 11.514358	56.35	PK-U	38.7	0	-44.64	50.41			74	-23.59	360	199	H
	* 11.512848	44.36	ADR	38.7	0	-44.65	38.41	54	-15.59			360	199	H
5	* 11.505688	56.06	PK-U	38.7	0	-44.76	50			74	-24.0	360	199	V
	* 11.503606	44.81	ADR	38.7	0	-44.77	38.74	54	-15.26			360	199	V
4	9.819202	58.32	PK-U	37.2	0	-47.46	48.06	-	-	88.2	-40.14	360	101	V
	9.820887	46.74	ADR	37.2	0	-47.54	36.4	68.2	-31.8	-	-	360	101	V
1	9.828539	58.84	PK-U	37.2	0	-47.5	48.54	-	-	88.2	-39.66	360	101	H
	9.826374	46.75	ADR	37.2	0	-47.54	36.41	68.2	-31.79	-	-	360	101	H
6	13.670227	57.6	PK-U	39.2	0	-45.49	51.31	-	-	88.2	-36.89	360	199	V
	13.669501	45.89	ADR	39.2	0	-45.49	39.6	68.2	-28.6	-	-	360	199	V
3	13.670708	57.2	PK-U	39.2	0	-45.48	50.92	-	-	88.2	-37.28	360	199	H
	13.671781	45.93	ADR	39.2	0	-45.46	39.67	68.2	-28.53	-	-	360	199	H

* - indicates frequency in CFR47 Pt 15 / IC RSS-Restricted Band
PK-U - U-NII: Maximum Peak
ADR - U-NII AD primary method, RMS average

UL VERIFICATION SERVICES
47173 Benicia Street, Fremont, CA 94538; USA TEL:(510) 319-4000 FAX:(510) 661-0888
This report shall not be reproduced except in full, without the written approval of UL VERIFICATION SERVICES

HIGH CHANNEL

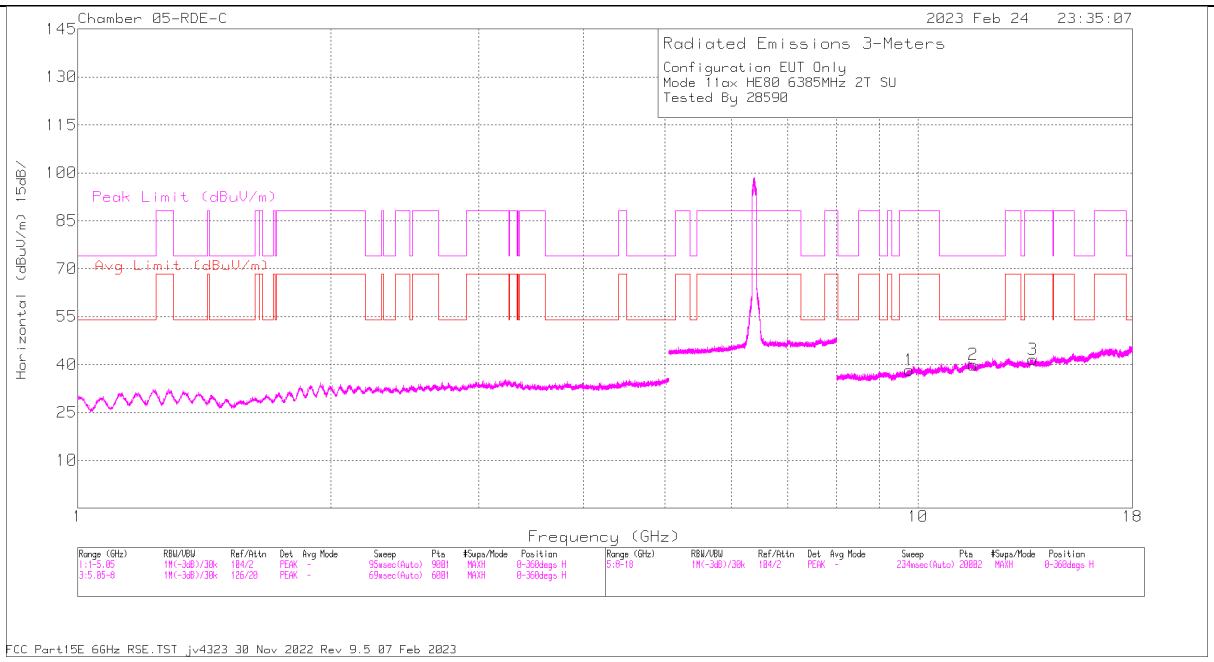

HORIZONTAL

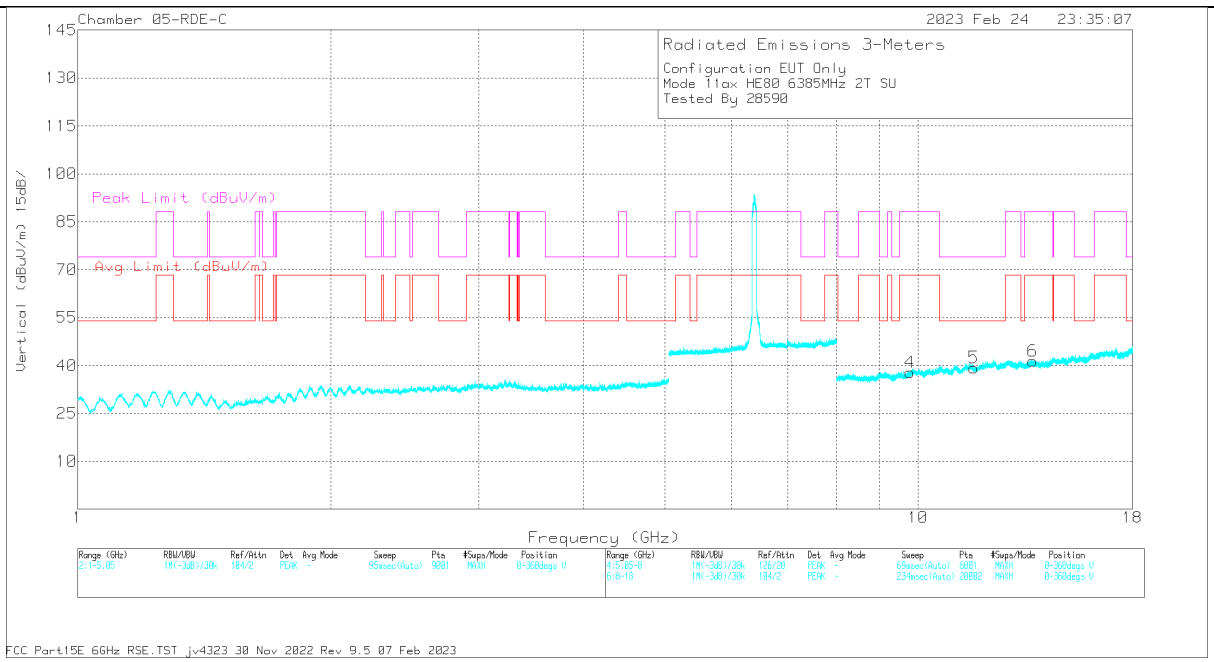

VERTICAL

UL VERIFICATION SERVICES
47173 Benicia Street, Fremont, CA 94538; USA TEL:(510) 319-4000 FAX:(510) 661-0888
This report shall not be reproduced except in full, without the written approval of UL VERIFICATION SERVICES

RADIATED EMISSIONS

Marker	Frequency (GHz)	Meter Reading (dBuV)	Det	80707 ACF (dB)	DCCF (dB)	Gain/Loss (dB)	Corrected Reading (dBuV/m)	Avg Limit (dBuV/m)	Margin (dB)	Peak Limit (dBuV/m)	PK Margin (dB)	Azimuth (Degs)	Height (cm)	Polarity
2	* 11.643277	54.73	PK-U	38.9	0	-44.78	48.85			74	-25.15	360	101	H
	* 11.641956	43.23	ADR	38.9	0	-44.77	37.36	54	-16.64			360	101	H
5	* 11.651035	54.92	PK-U	38.9	0	-44.87	48.95			74	-25.05	360	101	V
	* 11.649506	43.43	ADR	38.9	0	-44.86	37.47	54	-16.53			360	101	V
1	9.774668	57.94	PK-U	37.1	0	-47.21	47.83	-	-	88.2	-40.37	360	101	H
	9.772463	46.32	ADR	37.1	0	-47.14	36.28	68.2	-31.92	-	-	360	101	H
4	9.781562	58.43	PK-U	37.1	0	-47.25	48.28	-	-	88.2	-39.92	360	198	V
	9.780951	46.14	ADR	37.1	0	-47.26	35.98	68.2	-32.22	-	-	360	198	V
6	13.69261	57.85	PK-U	39.1	0	-45.44	51.51	-	-	88.2	-36.69	360	199	V
	13.692035	45.64	ADR	39.1	0	-45.43	39.31	68.2	-28.89	-	-	360	199	V
3	13.696921	57.72	PK-U	39.1	0	-45.51	51.31	-	-	88.2	-36.89	360	198	H
	13.695203	45.79	ADR	39.1	0	-45.48	39.41	68.2	-28.79	-	-	360	198	H

* - indicates frequency in CFR47 Pt 15 / IC RSS-Restricted Band
PK-U - U-NII: Maximum Peak
ADR - U-NII AD primary method, RMS average

UL VERIFICATION SERVICES
47173 Benicia Street, Fremont, CA 94538; USA TEL:(510) 319-4000 FAX:(510) 661-0888
This report shall not be reproduced except in full, without the written approval of UL VERIFICATION SERVICES

1.1.4. TX ABOVE 1 GHz 802.11ax HE160 MODE IN THE UNII-5 BAND

1TX Antenna 6 MODE: 26-Tones, RU Index 0

BANDEDGE (LOW CHANNEL)

HORIZONTAL RESULT

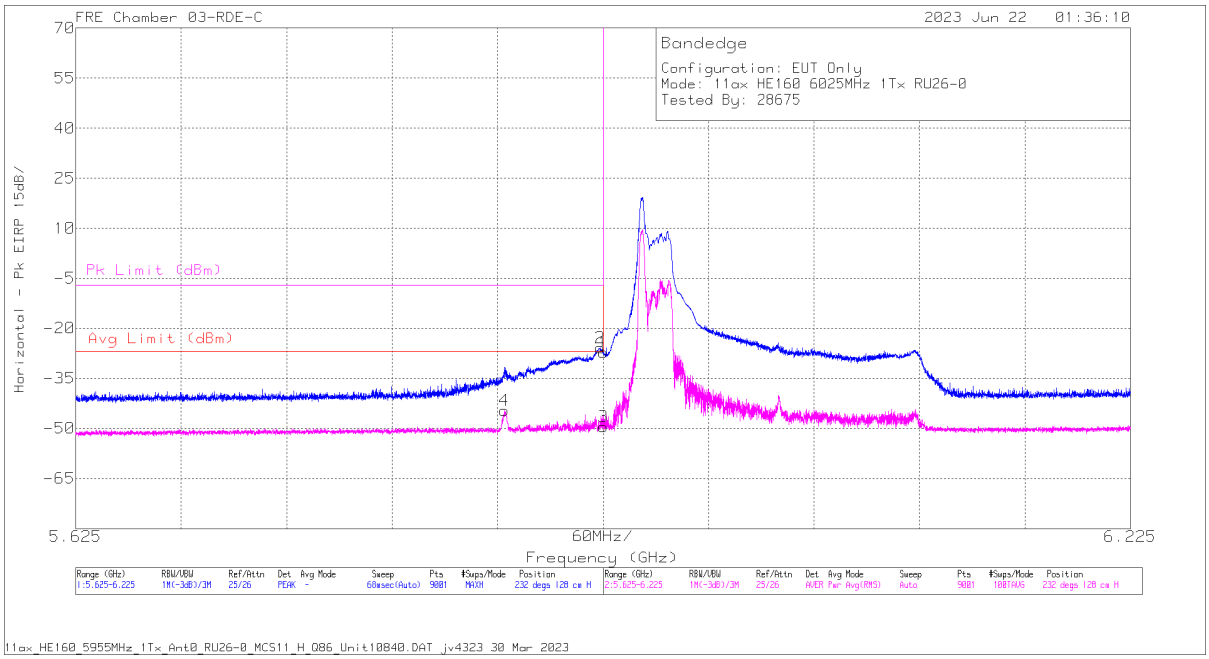

Marker	Frequency (GHz)	Meter Reading (dBm)	Det	226672 ACF (dB) 3mH	Conversion Factor (dB)	DCCF (dB)	Gain/Loss (dB)	Corrected Reading EIRP	Avg Limit (dBm)	RMS Margin (dB)	Pk Limit (dBm)	PK Margin (dB)	Azimuth (Degs)	Height (cm)	Polarity
4	5.868935	-55.05	RMS	34.9	11.8	.51	-36.71	-44.55	-27	-17.55	-	-	232	128	H
2	5.923201	-36.02	Pk	35	11.8	0	-36.7	-25.92	-	-	-7	-18.92	232	128	H
1	5.925	-37.3	Pk	35	11.8	0	-36.7	-27.2	-	-	-7	-20.2	232	128	H
3	5.925	-60.06	RMS	35	11.8	.51	-36.7	-49.45	-27	-22.45	-	-	232	128	H

Pk - Peak detector
RMS - RMS detection

UL VERIFICATION SERVICES
47173 Benicia Street, Fremont, CA 94538; USA TEL:(510) 319-4000 FAX:(510) 661-0888
This report shall not be reproduced except in full, without the written approval of UL VERIFICATION SERVICES

VERTICAL RESULT

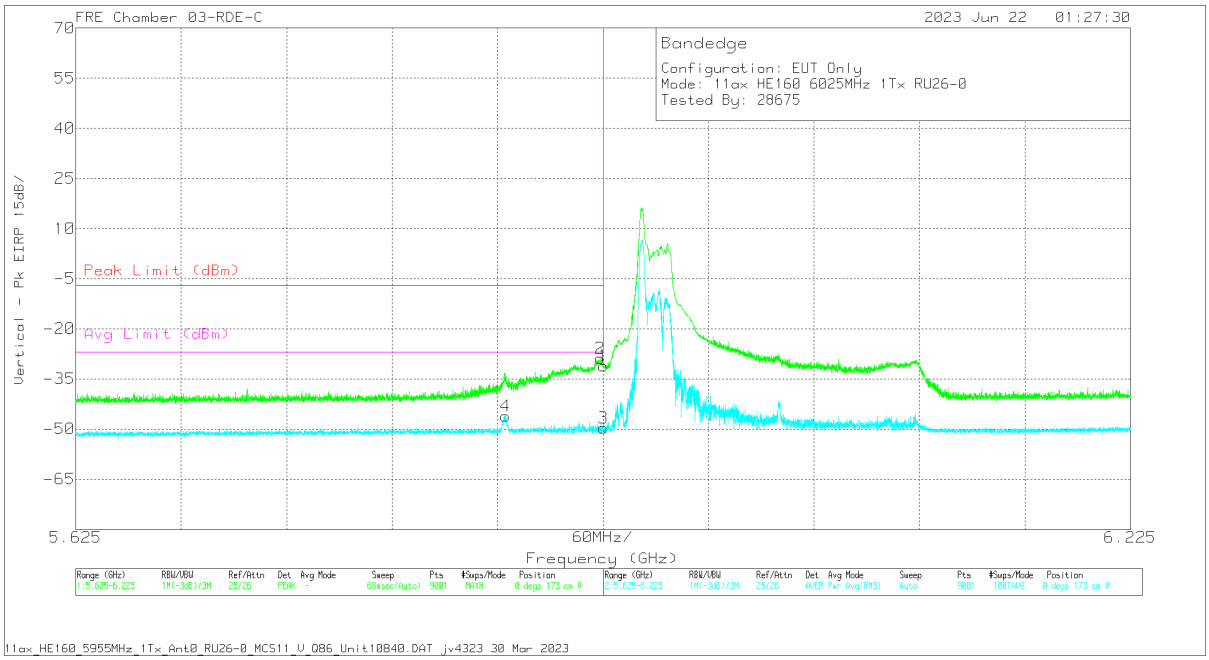

Marker	Frequency (GHz)	Meter Reading (dBm)	Det	226672 ACF (dB) 3mH	Conversion Factor (dB)	DCCF (dB)	Gain/Loss (dB)	Corrected Reading EIRP	Peak Limit (dBm)	PK Margin (dB)	Avg Limit (dBm)	RMS Margin (dB)	Azimuth (Degs)	Height (cm)	Polarity
4	5.869668	-56.49	RMS	34.9	11.8	.51	-36.77	-46.05	-	-	-27	-19.05	0	173	V
2	5.923268	-38.96	Pk	35	11.8	0	-36.7	-28.86	-7	-21.86	-	-	0	173	V
1	5.925	-41.18	Pk	35	11.8	0	-36.7	-31.08	-7	-24.08	-	-	0	173	V
3	5.925	-60.33	RMS	35	11.8	.51	-36.7	-49.72	-	-	-27	-22.72	0	173	V

Pk - Peak detector
RMS - RMS detection

UL VERIFICATION SERVICES
47173 Benicia Street, Fremont, CA 94538; USA TEL:(510) 319-4000 FAX:(510) 661-0888
This report shall not be reproduced except in full, without the written approval of UL VERIFICATION SERVICES

1TX Antenna 5 MODE: 26-Tones, RU Index 0

BANDEDGE (LOW CHANNEL)

HORIZONTAL RESULT

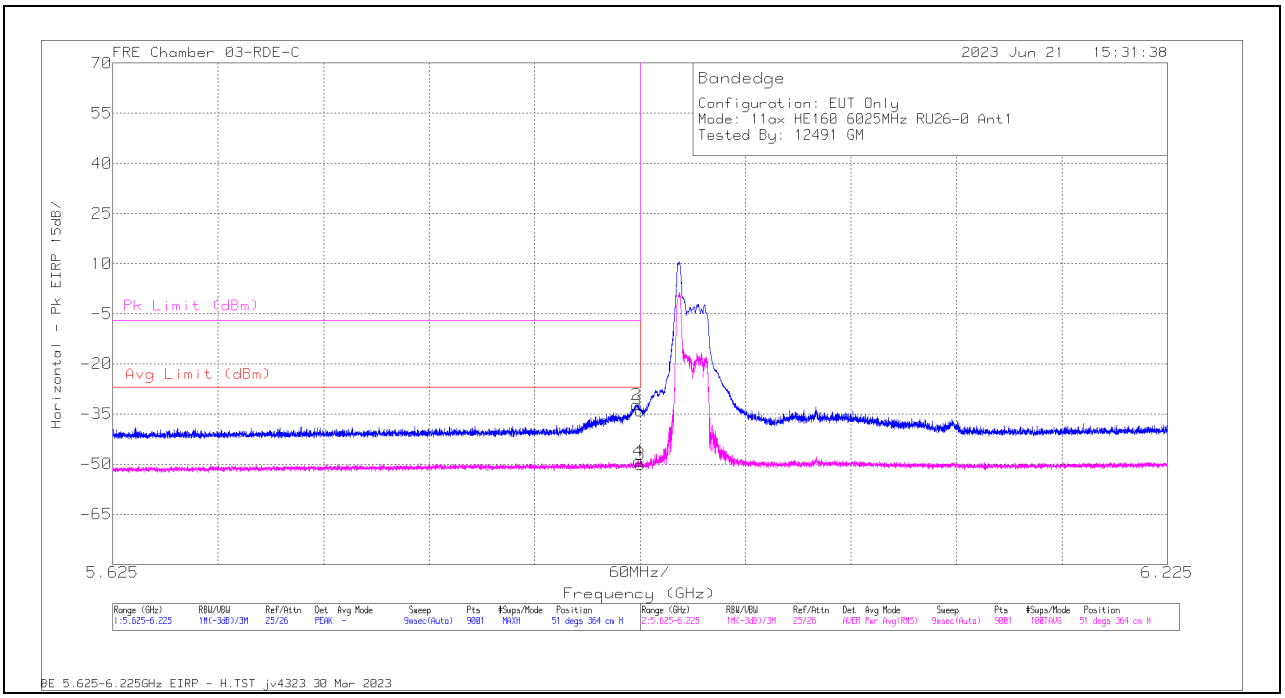

Marker	Frequency (GHz)	Meter Reading (dBm)	Det	226672 ACF (dB) 3mH	Conversion Factor (dB)	DCCF (dB)	Gain/Loss (dB)	Corrected Reading EIRP	Avg Limit (dBm)	RMS Margin (dB)	Pk Limit (dBm)	PK Margin (dB)	Azimuth (Degs)	Height (cm)	Polarity
2	5.923135	-42.32	Pk	35	11.8	0	-36.7	-32.22	-	-	-7	-25.22	51	364	H
4	5.924135	-59.8	RMS	35	11.8	.51	-36.7	-49.19	-27	-22.19	-	-	51	364	H
1	5.925	-44.26	Pk	35	11.8	0	-36.7	-34.16	-	-	-7	-27.16	51	364	H
3	5.925	-60.67	RMS	35	11.8	.51	-36.7	-50.06	-27	-23.06	-	-	51	364	H

Pk - Peak detector
RMS - RMS detection

UL VERIFICATION SERVICES
47173 Benicia Street, Fremont, CA 94538; USA TEL:(510) 319-4000 FAX:(510) 661-0888
This report shall not be reproduced except in full, without the written approval of UL VERIFICATION SERVICES

VERTICAL RESULT

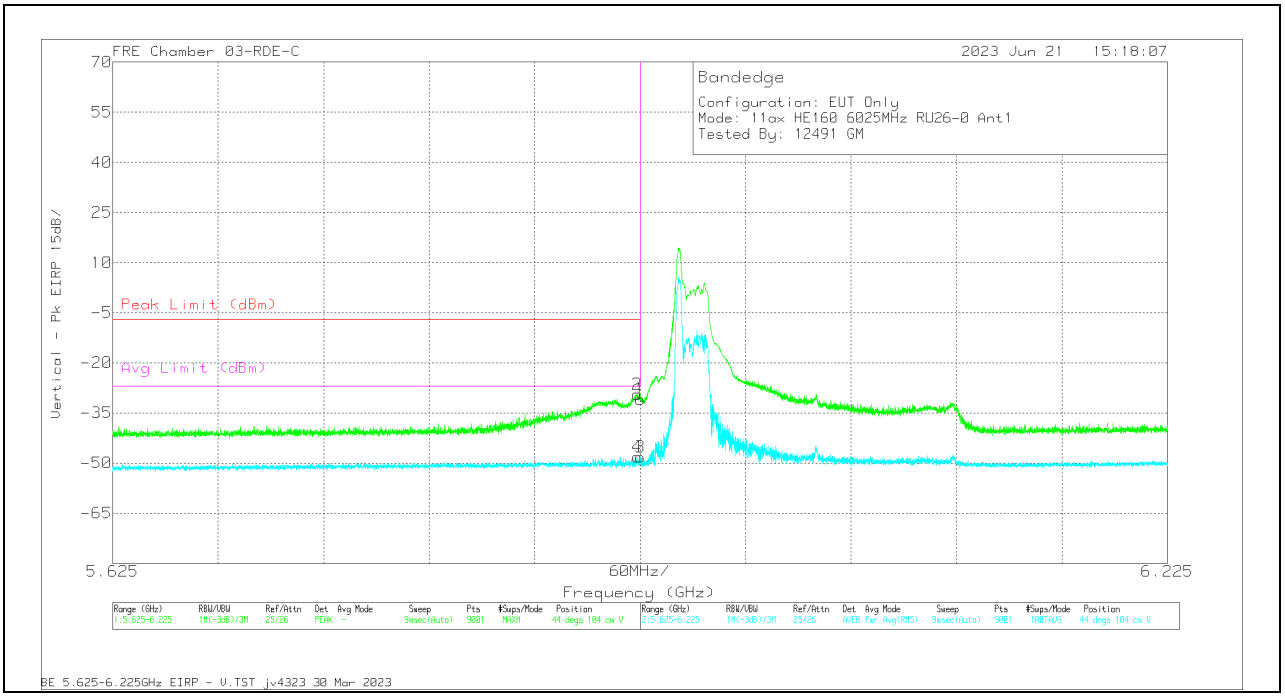

Marker	Frequency (GHz)	Meter Reading (dBm)	Det	226672 ACF (dB) 3mH	Conversion Factor (dB)	DCCF (dB)	Gain/Loss (dB)	Corrected Reading EIRP	Peak Limit (dBm)	PK Margin (dB)	Avg Limit (dBm)	RMS Margin (dB)	Azimuth (Degs)	Height (cm)	Polarity
2	5.923401	-39.54	Pk	35	11.8	0	-36.7	-29.44	-7	-22.44	-	-	44	104	V
4	5.923535	-58.82	RMS	35	11.8	.51	-36.7	-48.21	-	-	-27	-21.21	44	104	V
1	5.925	-40.97	Pk	35	11.8	0	-36.7	-30.87	-7	-23.87	-	-	44	104	V
3	5.925	-58.84	RMS	35	11.8	.51	-36.7	-48.23	-	-	-27	-21.23	44	104	V

Pk - Peak detector
RMS - RMS detection

UL VERIFICATION SERVICES
47173 Benicia Street, Fremont, CA 94538; USA TEL:(510) 319-4000 FAX:(510) 661-0888
This report shall not be reproduced except in full, without the written approval of UL VERIFICATION SERVICES

2TX Antenna 6 + Antenna 5 OFDMA MODE: 26-Tones, RU Index 0

BANDEDGE (LOW CHANNEL)

HORIZONTAL RESULT

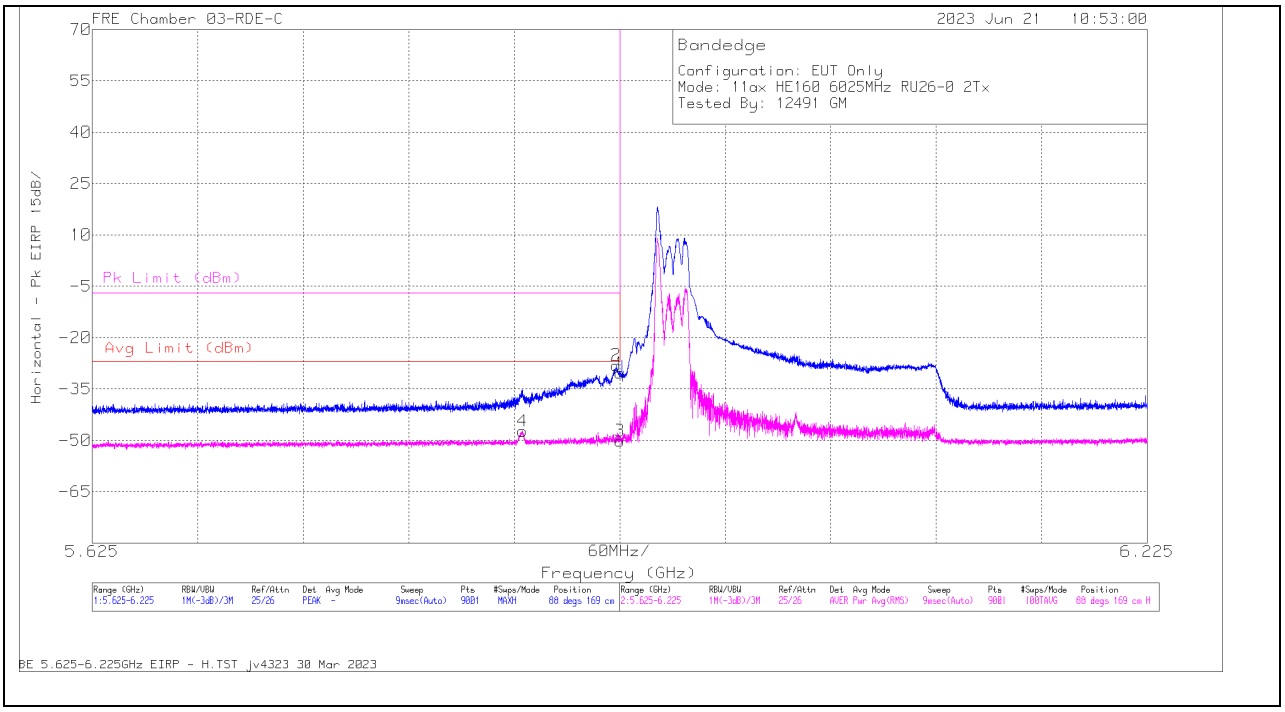

Trace Markers

Marker	Frequency (GHz)	Meter Reading (dBm)	Det	226672 ACF (dB) 3mH	Conversion Factor (dB)	DCCF (dB)	Gain/Loss (dB)	Corrected Reading EIRP	Avg Limit (dBm)	RMS Margin (dB)	Pk Limit (dBm)	PK Margin (dB)	Azimuth (Degs)	Height (cm)	Polarity
4	5.869868	-57.75	RMS	34.9	11.8	.51	-36.79	-47.33	-27	-20.33	-	-	88	169	H
2	5.922935	-38.16	Pk	35	11.8	0	-36.71	-28.07	-	-	-7	-21.07	88	169	H
1	5.925	-40.47	Pk	35	11.8	0	-36.7	-30.37	-	-	-7	-23.37	88	169	H
3	5.925	-60.79	RMS	35	11.8	.51	-36.7	-50.18	-27	-23.18	-	-	88	169	H

Pk - Peak detector
RMS - RMS detection

UL VERIFICATION SERVICES
47173 Benicia Street, Fremont, CA 94538; USA TEL:(510) 319-4000 FAX:(510) 661-0888
This report shall not be reproduced except in full, without the written approval of UL VERIFICATION SERVICES

VERTICAL RESULT

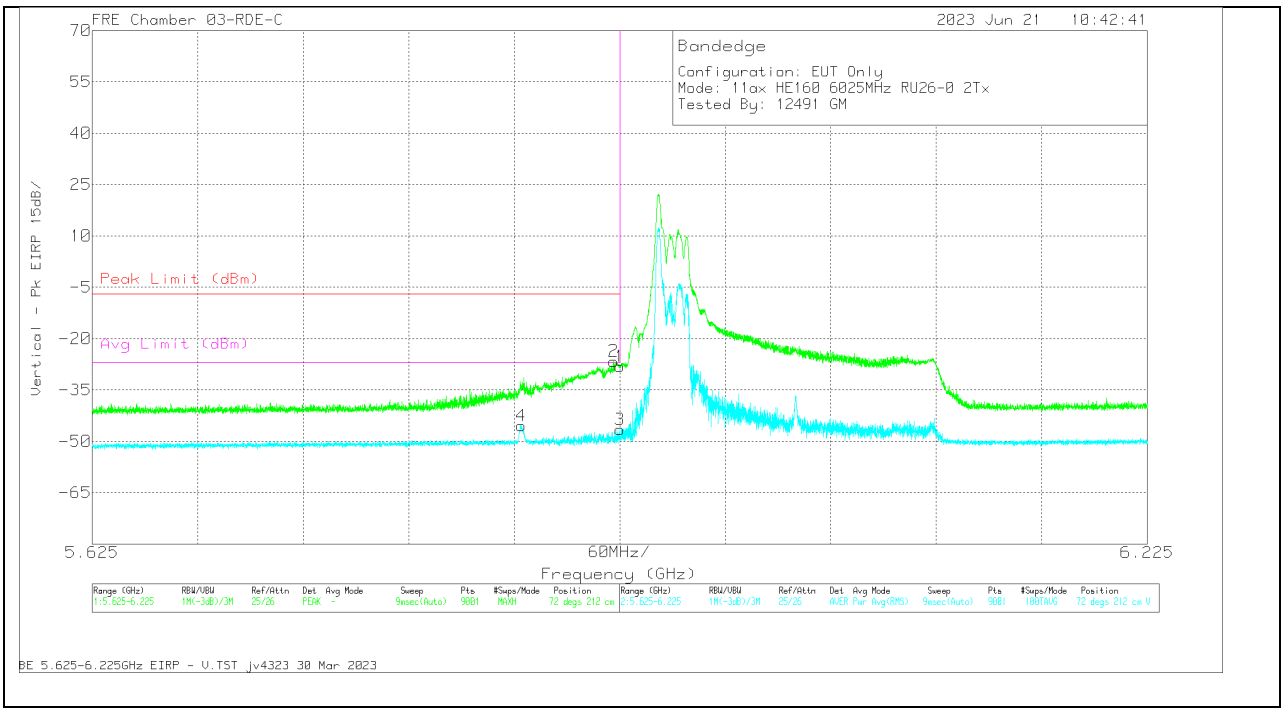

Trace Markers

Marker	Frequency (GHz)	Meter Reading (dBm)	Det	226672 ACF (dB) 3mH	Conversion Factor (dB)	DCCF (dB)	Gain/Loss (dB)	Corrected Reading EIRP	Peak Limit (dBm)	PK Margin (dB)	Avg Limit (dBm)	RMS Margin (dB)	Azimuth (Degs)	Height (cm)	Polarity
4	5.868935	-55.94	RMS	34.9	11.8	.51	-36.71	-45.44	-	-	-27	-18.44	72	212	V
2	5.921601	-36.64	Pk	35	11.8	0	-36.76	-26.6	-7	-19.6	-	-	72	212	V
1	5.925	-38.23	Pk	35	11.8	0	-36.7	-28.13	-7	-21.13	-	-	72	212	V
3	5.925	-57.16	RMS	35	11.8	.51	-36.7	-46.55	-	-	-27	-19.55	72	212	V

Pk - Peak detector
RMS - RMS detection

UL VERIFICATION SERVICES
47173 Benicia Street, Fremont, CA 94538; USA TEL:(510) 319-4000 FAX:(510) 661-0888
This report shall not be reproduced except in full, without the written approval of UL VERIFICATION SERVICES

HARMONICS AND SPURIOUS EMISSIONS

LOW CHANNEL

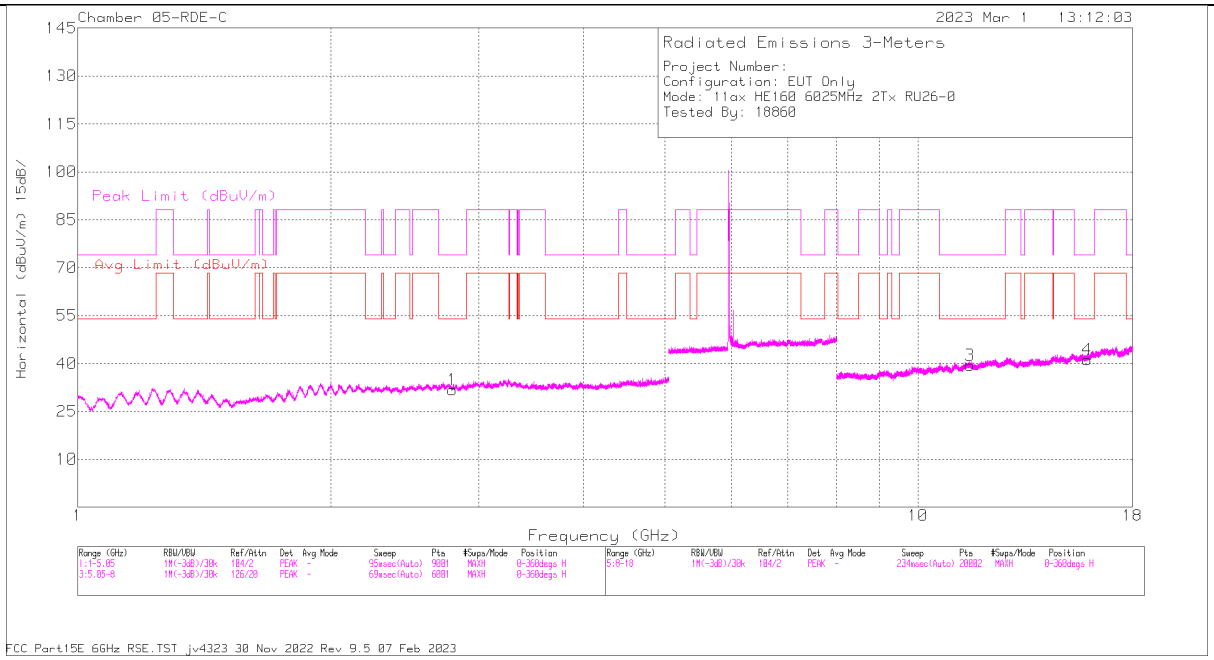

HORIZONTAL

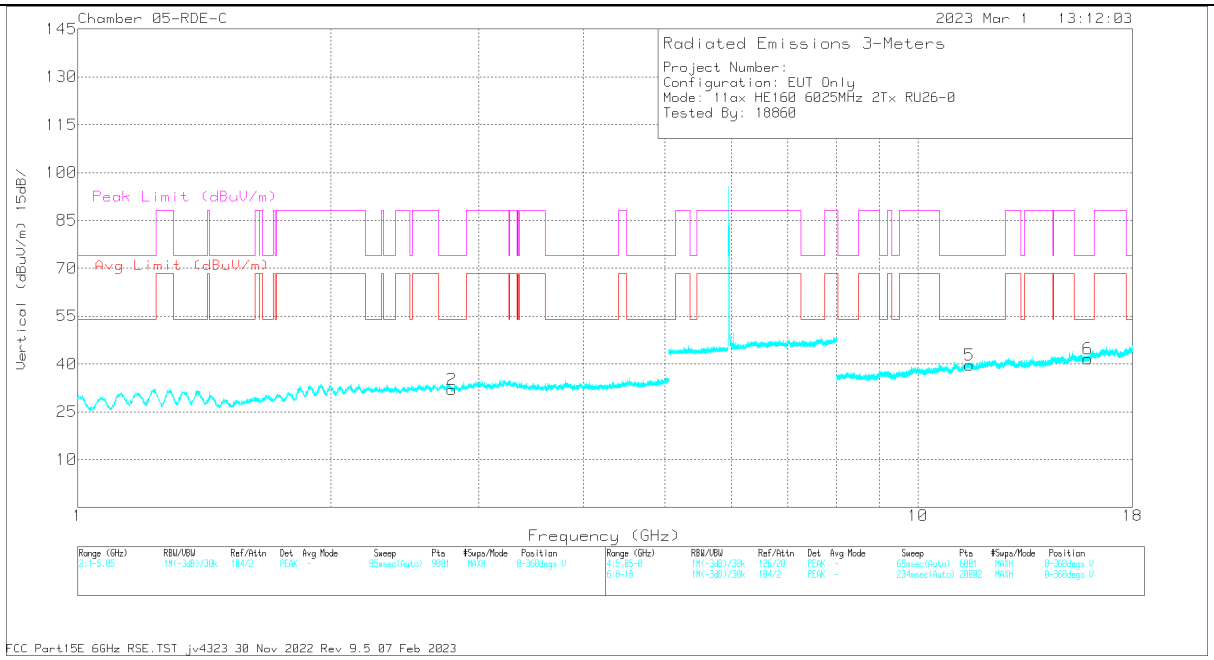

VERTICAL

UL VERIFICATION SERVICES
47173 Benicia Street, Fremont, CA 94538; USA TEL:(510) 319-4000 FAX:(510) 661-0888
This report shall not be reproduced except in full, without the written approval of UL VERIFICATION SERVICES

RADIATED EMISSIONS

Marker	Frequency (GHz)	Meter Reading (dBuV)	Det	80707 ACF (dB)	Gain/Loss (dB)	Corrected Reading (dBuV/m)	Avg Limit (dBuV/m)	Margin (dB)	Peak Limit (dBuV/m)	PK Margin (dB)	Azimuth (Degs)	Height (cm)	Polarity
2	*2.7881	60.03	PK-U	32.7	-49.33	43.4			74	-30.6	13	207	V
	*2.785985	48	ADR	32.7	-49.35	31.35	54	-22.65			13	207	V
1	*2.792542	59.82	PK-U	32.8	-49.29	43.33			74	-30.67	318	154	H
	*2.79228	47.81	ADR	32.8	-49.3	31.31	54	-22.69			318	154	H
5	*11.51504	56.32	PK-U	38.7	-44.64	50.38			74	-23.62	274	159	V
	*11.515062	44.26	ADR	38.7	-44.64	38.32	54	-15.68			274	159	V
3	*11.537727	55.66	PK-U	38.8	-44.58	49.88			74	-24.12	263	332	H
	*11.535894	44.61	ADR	38.8	-44.59	38.82	54	-15.18			263	332	H
4	*15.905943	56.02	PK-U	40.9	-45.19	51.73			74	-22.27	296	235	H
	*15.906733	44.82	ADR	40.9	-45.19	40.53	54	-13.47			296	235	H
6	*15.930962	57.32	PK-U	40.9	-45.14	53.08			74	-20.92	12	297	V
	*15.933424	45.35	ADR	40.9	-45.12	41.13	54	-12.87			12	297	V

* - indicates frequency in CFR47 Pt 15 / IC RSS-Restricted Band
PK-U - U-NII: Maximum Peak
ADR - U-NII AD primary method, RMS average

UL VERIFICATION SERVICES
47173 Benicia Street, Fremont, CA 94538; USA TEL:(510) 319-4000 FAX:(510) 661-0888
This report shall not be reproduced except in full, without the written approval of UL VERIFICATION SERVICES

MID CHANNEL

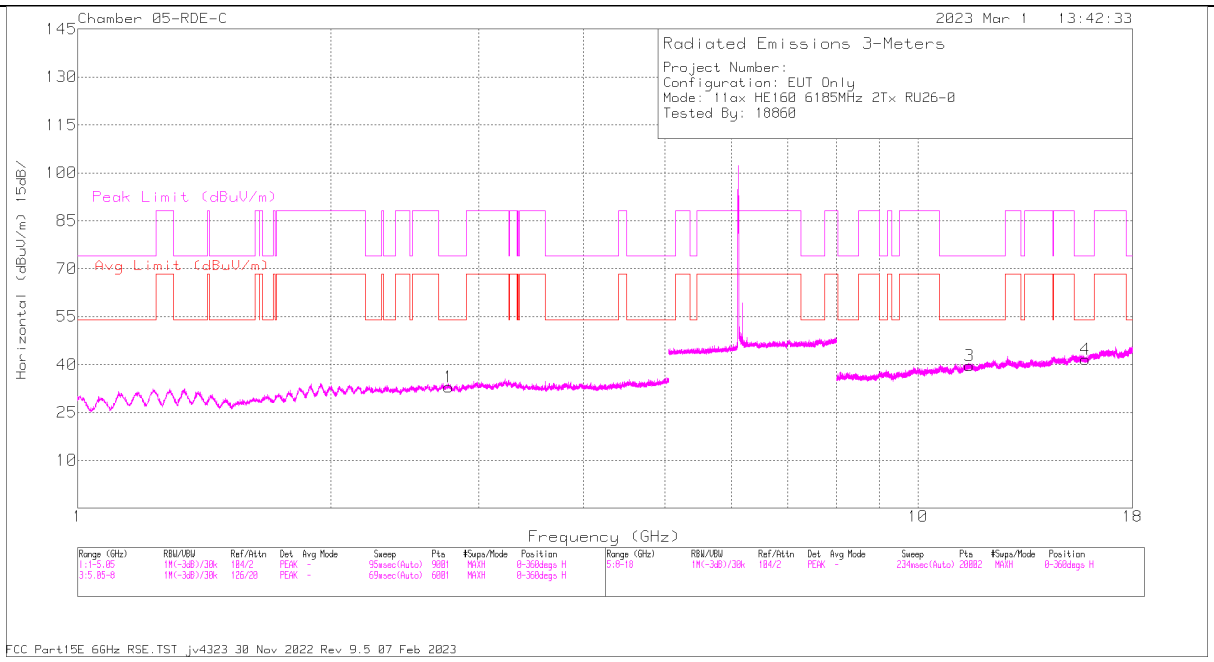

HORIZONTAL

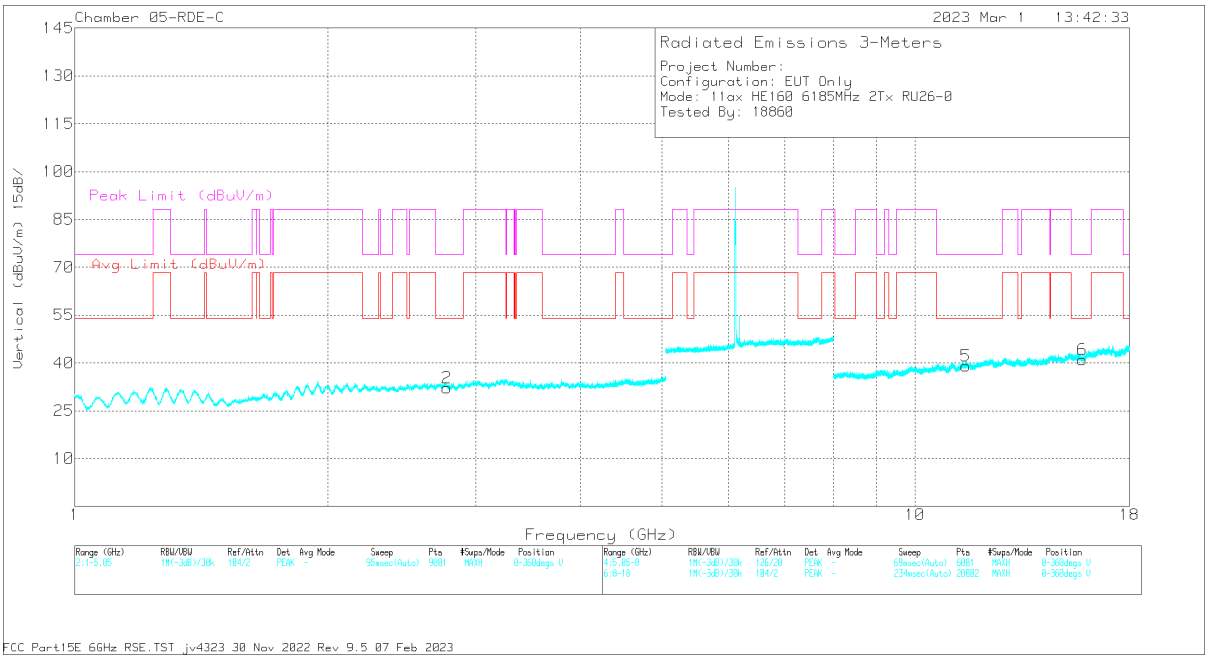

VERTICAL

UL VERIFICATION SERVICES
47173 Benicia Street, Fremont, CA 94538; USA TEL:(510) 319-4000 FAX:(510) 661-0888
This report shall not be reproduced except in full, without the written approval of UL VERIFICATION SERVICES

RADIATED EMISSIONS

Marker	Frequency (GHz)	Meter Reading (dBuV)	Det	80707 ACF (dB)	Gain/Loss (dB)	Corrected Reading (dBuV/m)	Avg Limit (dBuV/m)	Margin (dB)	Peak Limit (dBuV/m)	PK Margin (dB)	Azimuth (Degs)	Height (cm)	Polarity
1	*2.762739	60.62	PK-U	32.7	-49.47	43.85			74	-30.15	316	312	H
	*2.762465	48.98	ADR	32.7	-49.47	32.21	54	-21.79			316	312	H
2	*2.771564	60.69	PK-U	32.6	-49.5	43.79			74	-30.21	297	285	V
	*2.772779	48.72	ADR	32.6	-49.49	31.83	54	-22.17			297	285	V
5	*11.495906	56.19	PK-U	38.7	-44.82	50.07			74	-23.93	158	269	V
	*11.498533	44.7	ADR	38.7	-44.77	38.63	54	-15.37			158	269	V
3	*11.514542	56.75	PK-U	38.7	-44.64	50.81			74	-23.19	123	236	H
	*11.514896	44.39	ADR	38.7	-44.64	38.45	54	-15.55			123	236	H
6	*15.822236	55.95	PK-U	40.8	-45.08	51.67			74	-22.33	196	106	V
	*15.821702	44.77	ADR	40.8	-45.08	40.49	54	-13.51			196	106	V
4	*15.822523	56.85	PK-U	40.8	-45.08	52.57			74	-21.43	104	220	H
	*15.822843	45.12	ADR	40.8	-45.08	40.84	54	-13.16			104	220	H

* - indicates frequency in CFR47 Pt 15 / IC RSS-Restricted Band
PK-U - U-NII: Maximum Peak
ADR - U-NII AD primary method, RMS average

UL VERIFICATION SERVICES
47173 Benicia Street, Fremont, CA 94538; USA TEL:(510) 319-4000 FAX:(510) 661-0888
This report shall not be reproduced except in full, without the written approval of UL VERIFICATION SERVICES

HIGH CHANNEL

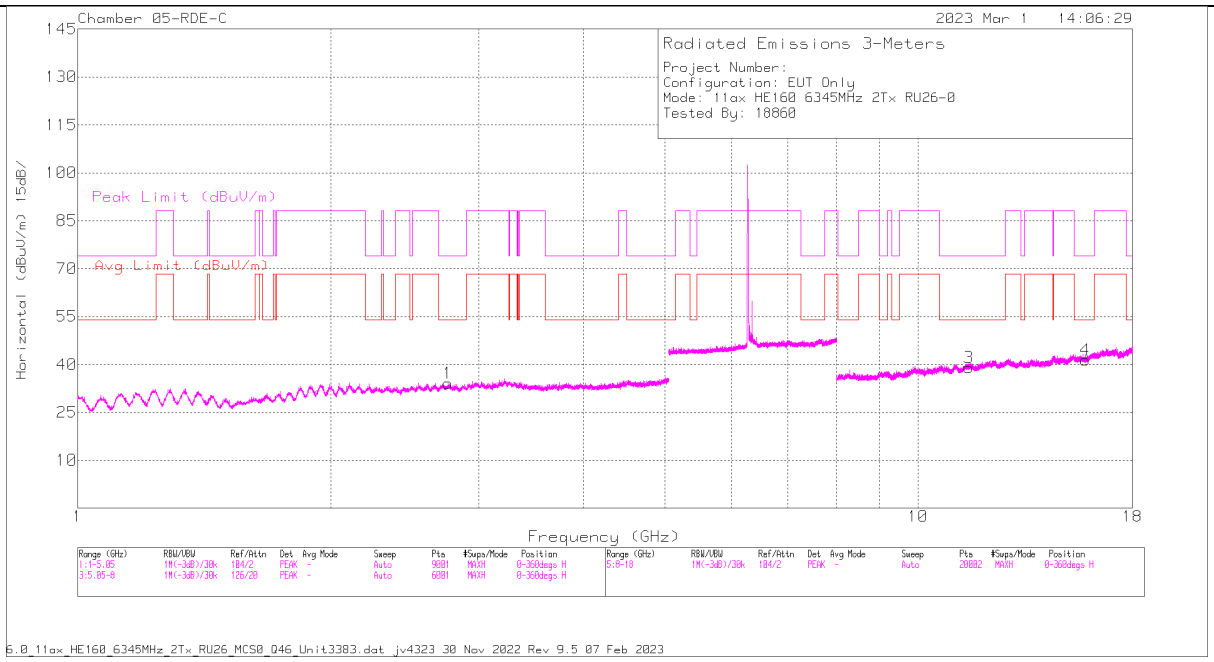

HORIZONTAL

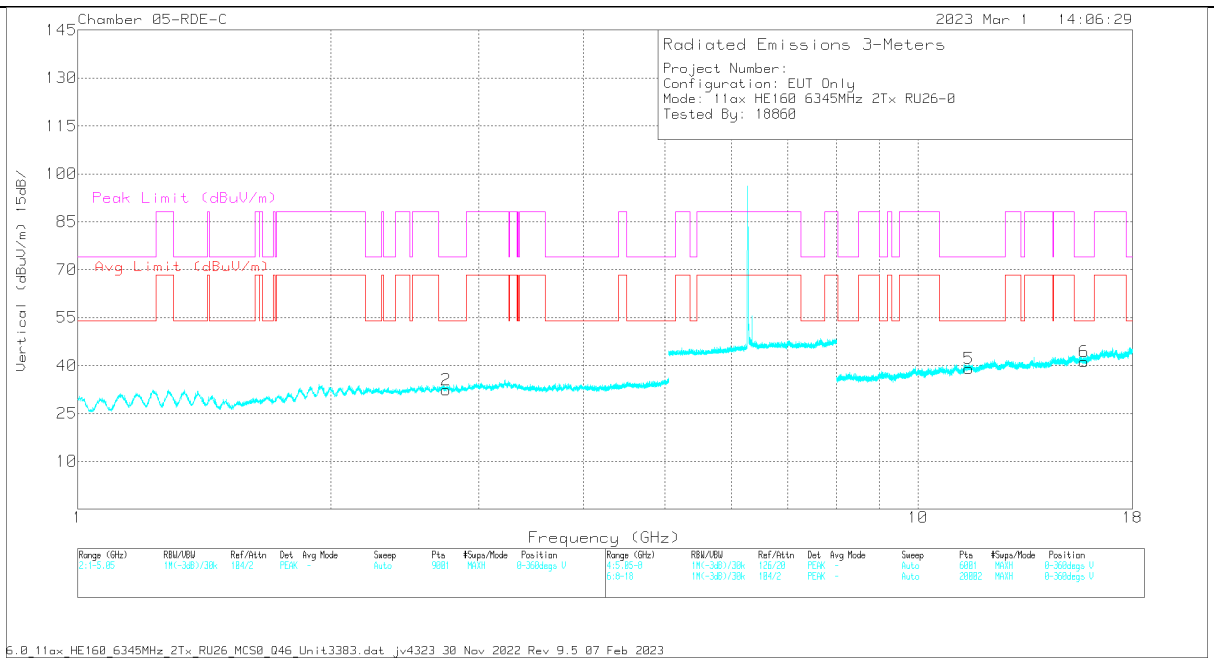

VERTICAL

UL VERIFICATION SERVICES
47173 Benicia Street, Fremont, CA 94538; USA TEL:(510) 319-4000 FAX:(510) 661-0888
This report shall not be reproduced except in full, without the written approval of UL VERIFICATION SERVICES

RADIATED EMISSIONS

Marker	Frequency (GHz)	Meter Reading (dBuV)	Det	80707 ACF (dB)	Gain/Loss (dB)	Corrected Reading (dBuV/m)	Avg Limit (dBuV/m)	Margin (dB)	Peak Limit (dBuV/m)	PK Margin (dB)	Azimuth (Degs)	Height (cm)	Polarity
	*2.743608	60.39	PK-U	32.7	-49.61	43.48			74	-30.52	121	103	V
	*2.746501	48.62	ADR	32.7	-49.56	31.76	54	-22.24			121	103	V
	*2.760548	60.5	PK-U	32.6	-49.46	43.64			74	-30.26	230	369	H
	*2.760191	49.03	ADR	32.6	-49.46	32.17	54	-21.83			230	369	H
	*11.496487	56.47	PK-U	38.7	-44.81	50.36			74	-23.64	135	207	V
	*11.498373	44.65	ADR	38.7	-44.78	38.57	54	-15.43			135	207	V
	*11.496643	55.92	PK-U	38.7	-44.81	49.81			74	-24.19	226	161	H
	*11.497599	44.68	ADR	38.7	-44.79	38.59	54	-15.41			226	161	H
	*15.767624	56.42	PK-U	40.8	-44.85	52.37			74	-21.63	98	190	V
	*15.770372	44.64	ADR	40.8	-44.86	40.58	54	-13.42			98	190	V
	*15.821669	55.88	PK-U	40.8	-45.08	51.6			74	-13.66	324	160	H
	*15.82329	44.62	ADR	40.8	-45.08	40.34	54	-13.66			324	160	H

* - indicates frequency in CFR47 Pt 15 / IC RSS-Restricted Band
PK-U - U-NII: Maximum Peak
ADR - U-NII AD primary method, RMS average

UL VERIFICATION SERVICES
47173 Benicia Street, Fremont, CA 94538; USA TEL:(510) 319-4000 FAX:(510) 661-0888
This report shall not be reproduced except in full, without the written approval of UL VERIFICATION SERVICES

1TX Antenna 6 MODE: SU Mode

BANDEDGE (LOW CHANNEL)

HORIZONTAL RESULT

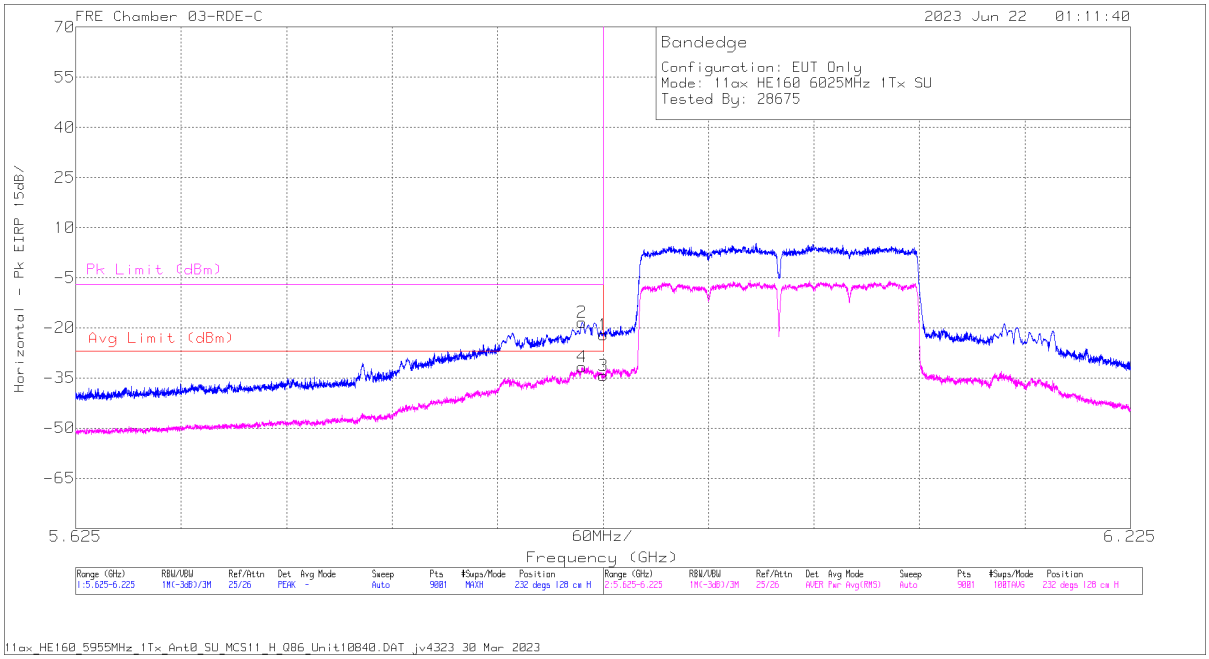

Marker	Frequency (GHz)	Meter Reading (dBm)	Det	226672 ACF (dB) 3mH	Conversion Factor (dB)	DCCF (dB)	Gain/Loss (dB)	Corrected Reading EIRP	Avg Limit (dBm)	RMS Margin (dB)	Pk Limit (dBm)	PK Margin (dB)	Azimuth (Degs)	Height (cm)	Polarity
2	5.913068	-28.48	Pk	35	11.8	0	-36.7	-18.38	-	-	-7	-11.38	232	128	H
4	5.913068	-42.36	RMS	35	11.8	.76	-36.7	-31.50	-27	-4.50	-	-	232	128	H
1	5.925	-32.24	Pk	35	11.8	0	-36.7	-22.14	-	-	-7	-15.14	232	128	H
3	5.925	-44.97	RMS	35	11.8	.76	-36.7	-34.11	-27	-7.11	-	-	232	128	H

Pk - Peak detector
RMS - RMS detection

UL VERIFICATION SERVICES
47173 Benicia Street, Fremont, CA 94538; USA TEL:(510) 319-4000 FAX:(510) 661-0888
This report shall not be reproduced except in full, without the written approval of UL VERIFICATION SERVICES

VERTICAL RESULT

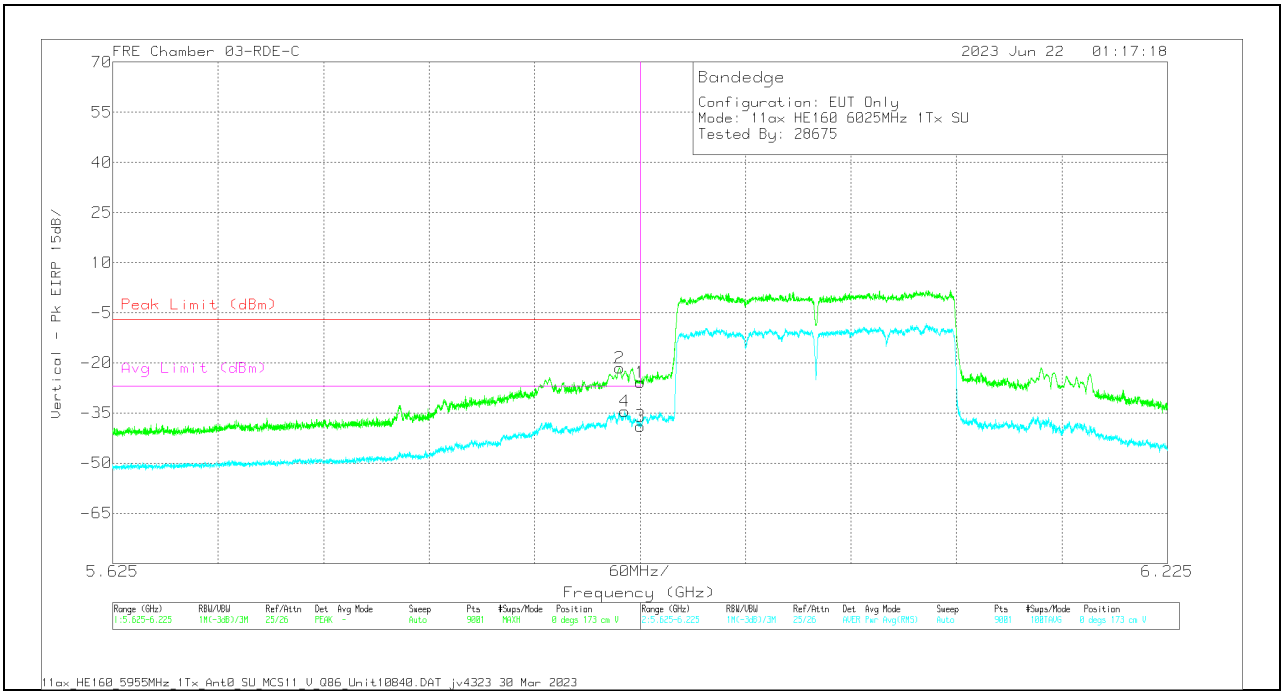

Marker	Frequency (GHz)	Meter Reading (dBm)	Det	226672 ACF (dB) 3mH	Conversion Factor (dB)	DCCF (dB)	Gain/Loss (dB)	Corrected Reading EIRP	Peak Limit (dBm)	PK Margin (dB)	Avg Limit (dBm)	RMS Margin (dB)	Azimuth (Degs)	Height (cm)	Polarity
2	5.913268	-31.6	Pk	35	11.8	0	-36.7	-21.5	-7	-14.5	-	-	0	173	V
4	5.916201	-45.26	RMS	35	11.8	.76	-36.7	-34.40	-	-	-27	-7.40	0	173	V
1	5.925	-35.92	Pk	35	11.8	0	-36.7	-25.82	-7	-18.82	-	-	0	173	V
3	5.925	-49.62	RMS	35	11.8	.76	-36.7	-38.76	-	-	-27	-11.76	0	173	V

Pk - Peak detector
RMS - RMS detection

UL VERIFICATION SERVICES
47173 Benicia Street, Fremont, CA 94538; USA TEL:(510) 319-4000 FAX:(510) 661-0888
This report shall not be reproduced except in full, without the written approval of UL VERIFICATION SERVICES

1TX Antenna 5 MODE: SU Mode

BANDEDGE (LOW CHANNEL)

HORIZONTAL RESULT

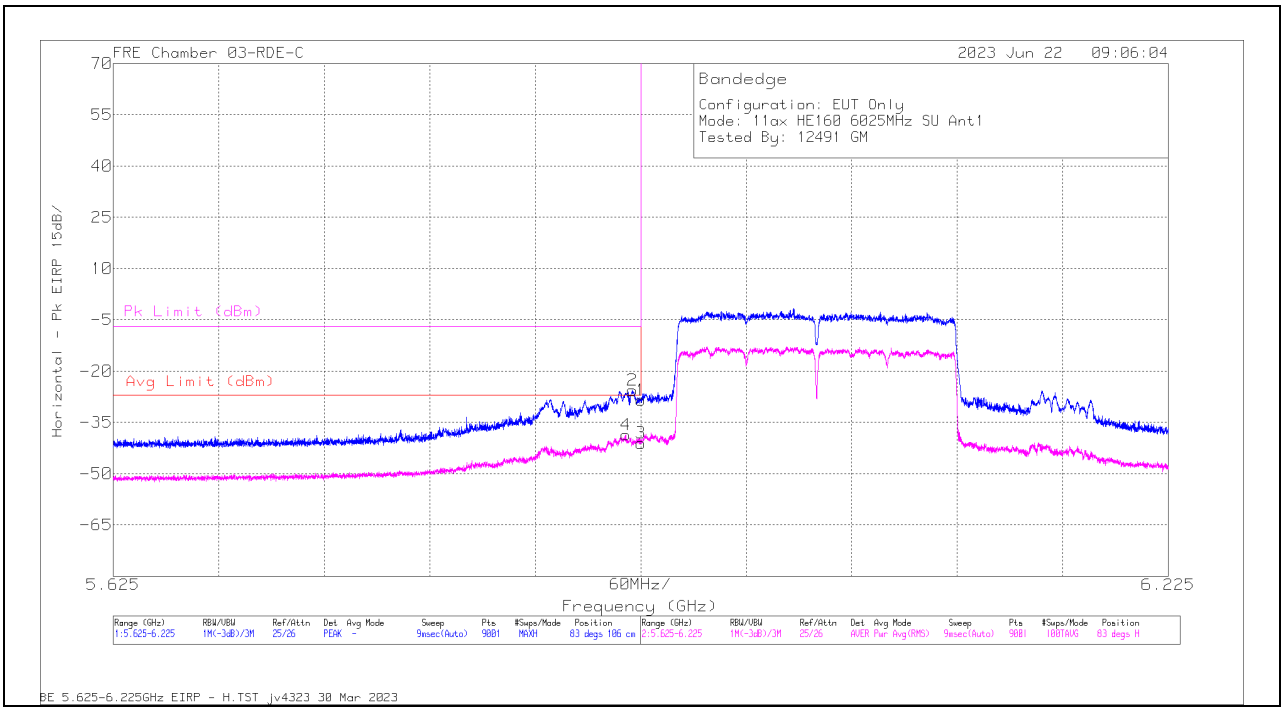

Marker	Frequency (GHz)	Meter Reading (dBm)	Det	226672 ACF (dB) 3mH	Conversion Factor (dB)	DCCF (dB)	Gain/Loss (dB)	Corrected Reading EIRP	Avg Limit (dBm)	RMS Margin (dB)	Pk Limit (dBm)	PK Margin (dB)	Azimuth (Degs)	Height (cm)	Polarity
4	5.916668	-49.5	RMS	35	11.8	.76	-36.7	-38.64	-27	-11.64	-	-	83	106	H
2	5.920268	-35.71	Pk	35	11.8	0	-36.7	-25.61	-	-	-7	-18.61	83	106	H
1	5.925	-38.6	Pk	35	11.8	0	-36.7	-28.5	-	-	-7	-21.5	83	106	H
3	5.925	-51.94	RMS	35	11.8	.76	-36.7	-41.08	-27	-14.08	-	-	83	106	H

Pk - Peak detector
RMS - RMS detection

UL VERIFICATION SERVICES
47173 Benicia Street, Fremont, CA 94538; USA TEL:(510) 319-4000 FAX:(510) 661-0888
This report shall not be reproduced except in full, without the written approval of UL VERIFICATION SERVICES

VERTICAL RESULT

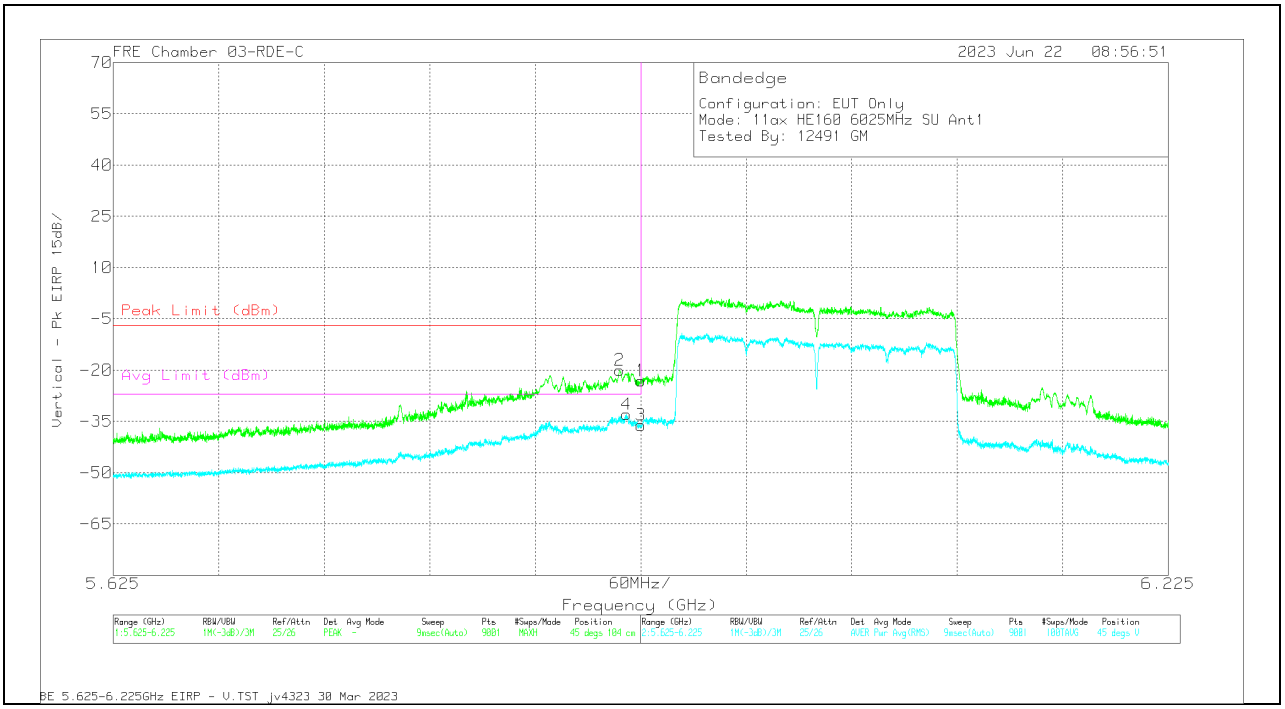

Marker	Frequency (GHz)	Meter Reading (dBm)	Det	226672 ACF (dB) 3mH	Conversion Factor (dB)	DCCF (dB)	Gain/Loss (dB)	Corrected Reading EIRP	Peak Limit (dBm)	PK Margin (dB)	Avg Limit (dBm)	RMS Margin (dB)	Azimuth (Degs)	Height (cm)	Polarity
2	5.913068	-30.13	Pk	35	11.8	0	-36.7	-20.03	-7	-13.03	-	-	45	104	V
4	5.917001	-43.79	RMS	35	11.8	.76	-36.7	-32.93	-	-	-27	-5.93	45	104	V
1	5.925	-33.21	Pk	35	11.8	0	-36.7	-23.11	-7	-16.11	-	-	45	104	V
3	5.925	-46.96	RMS	35	11.8	.76	-36.7	-36.10	-	-	-27	-9.10	45	104	V

Pk - Peak detector
RMS - RMS detection

UL VERIFICATION SERVICES
47173 Benicia Street, Fremont, CA 94538; USA TEL:(510) 319-4000 FAX:(510) 661-0888
This report shall not be reproduced except in full, without the written approval of UL VERIFICATION SERVICES

2TX Antenna 6 + Antenna 5 OFDMA MODE: SU Mode Mode

BANDEDGE (LOW CHANNEL)

HORIZONTAL RESULT

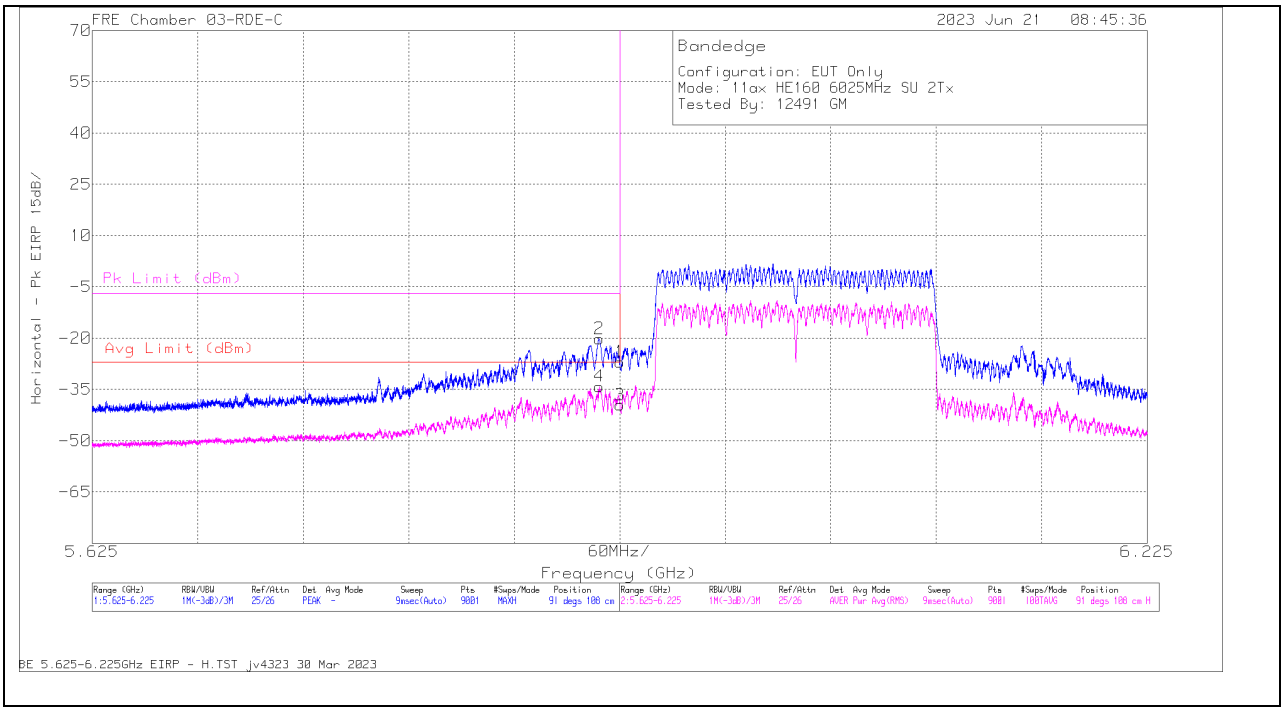

Trace Markers

Marker	Frequency (GHz)	Meter Reading (dBm)	Det	226672 ACF (dB) 3mH	Conversion Factor (dB)	DCCF (dB)	Gain/Loss (dB)	Corrected Reading EIRP	Avg Limit (dBm)	RMS Margin (dB)	Pk Limit (dBm)	PK Margin (dB)	Azimuth (Degs)	Height (cm)	Polarity
2	5.913268	-30.28	Pk	35	11.8	0	-36.7	-20.18	-	-	-7	-13.18	130	119	H
4	5.913268	-44.71	RMS	35	11.8	0.76	-36.7	-33.85	-27	-6.85	-	-	130	119	H
1	5.925	-37.08	Pk	35	11.8	0	-36.7	-26.98	-	-	-7	-19.98	130	119	H
3	5.925	-50.18	RMS	35	11.8	0.76	-36.7	-39.32	-27	-12.32	-	-	130	119	H

Pk - Peak detector
RMS - RMS detection

UL VERIFICATION SERVICES
47173 Benicia Street, Fremont, CA 94538; USA TEL:(510) 319-4000 FAX:(510) 661-0888
This report shall not be reproduced except in full, without the written approval of UL VERIFICATION SERVICES

VERTICAL RESULT

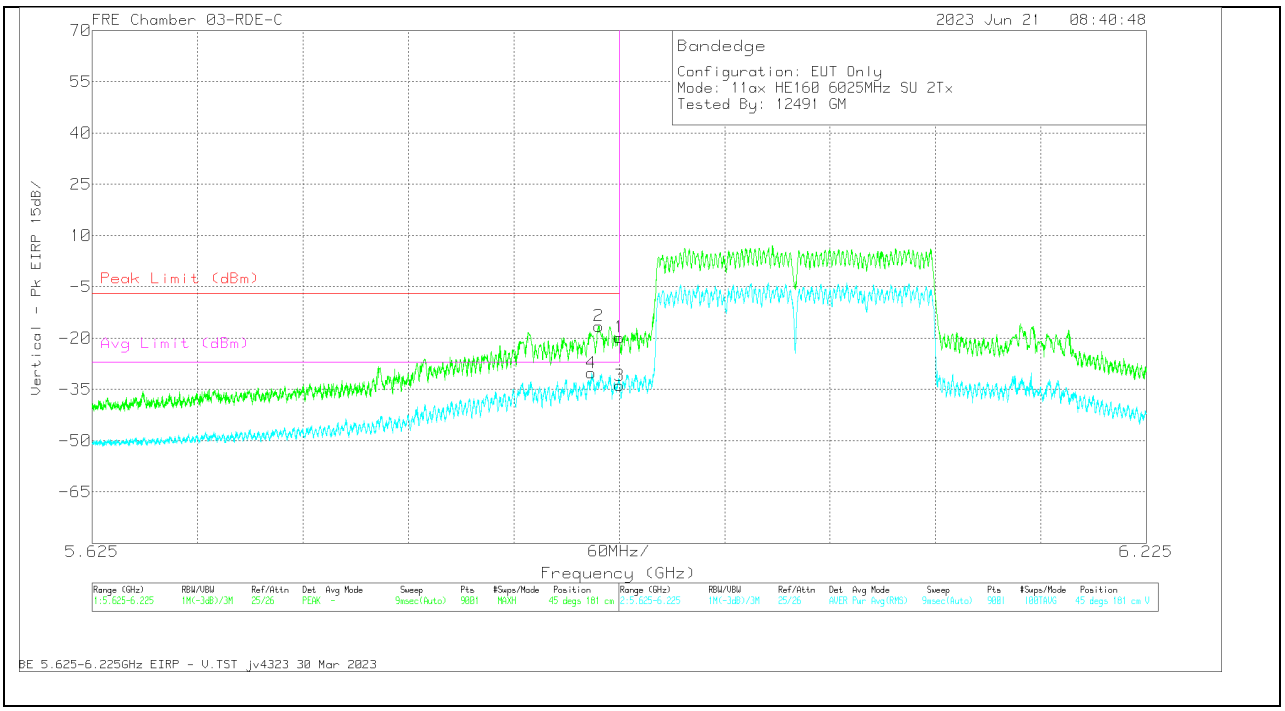

Trace Markers

Marker	Frequency (GHz)	Meter Reading (dBm)	Det	226672 ACF (dB) 3mH	Conversion Factor (dB)	DCCF (dB)	Gain/Loss (dB)	Corrected Reading EIRP	Peak Limit (dBm)	PK Margin (dB)	Avg Limit (dBm)	RMS Margin (dB)	Azimuth (Degs)	Height (cm)	Polarity
4	5.909001	-40.69	RMS	35	11.8	0.76	-36.8	-29.93	-	-	-27	-2.93	45	181	V
2	5.913468	-26.56	Pk	35	11.8	0	-36.7	-16.46	-7	-9.46	-	-	45	181	V
1	5.925	-29.86	Pk	35	11.8	0	-36.7	-19.76	-7	-12.76	-	-	45	181	V
3	5.925	-44.47	RMS	35	11.8	0.76	-36.7	-33.61	-	-	-27	-6.61	45	181	V

Pk - Peak detector
RMS - RMS detection

UL VERIFICATION SERVICES
47173 Benicia Street, Fremont, CA 94538; USA TEL:(510) 319-4000 FAX:(510) 661-0888
This report shall not be reproduced except in full, without the written approval of UL VERIFICATION SERVICES

HARMONICS AND SPURIOUS EMISSIONS

LOW CHANNEL

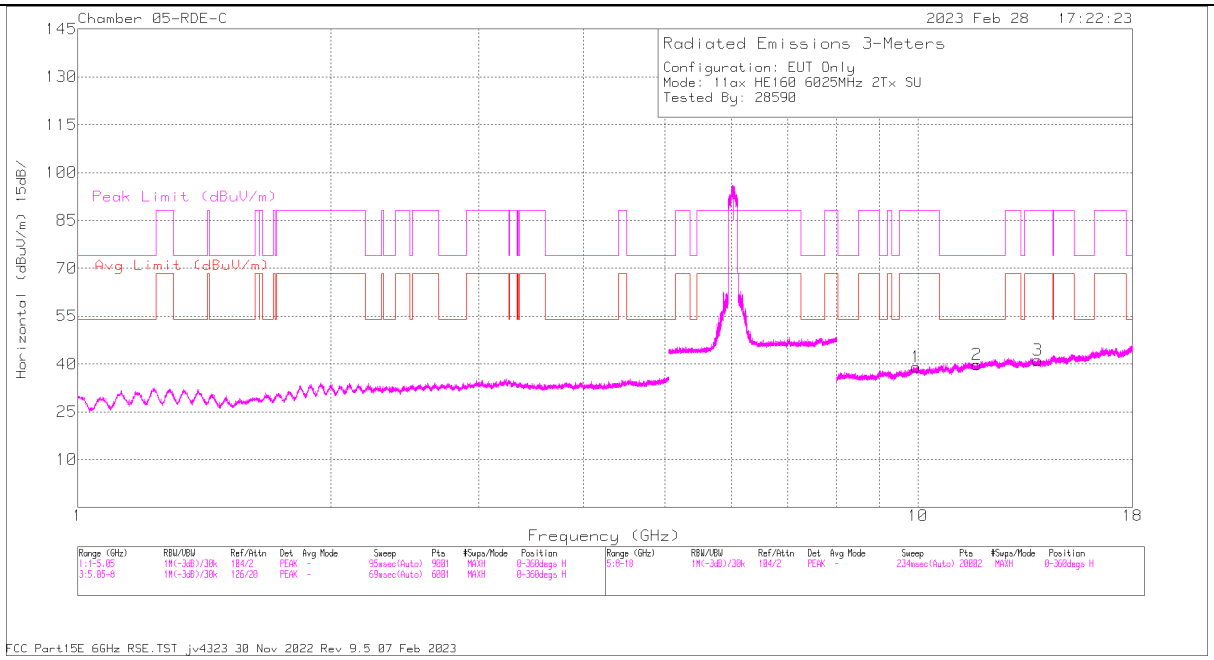

HORIZONTAL

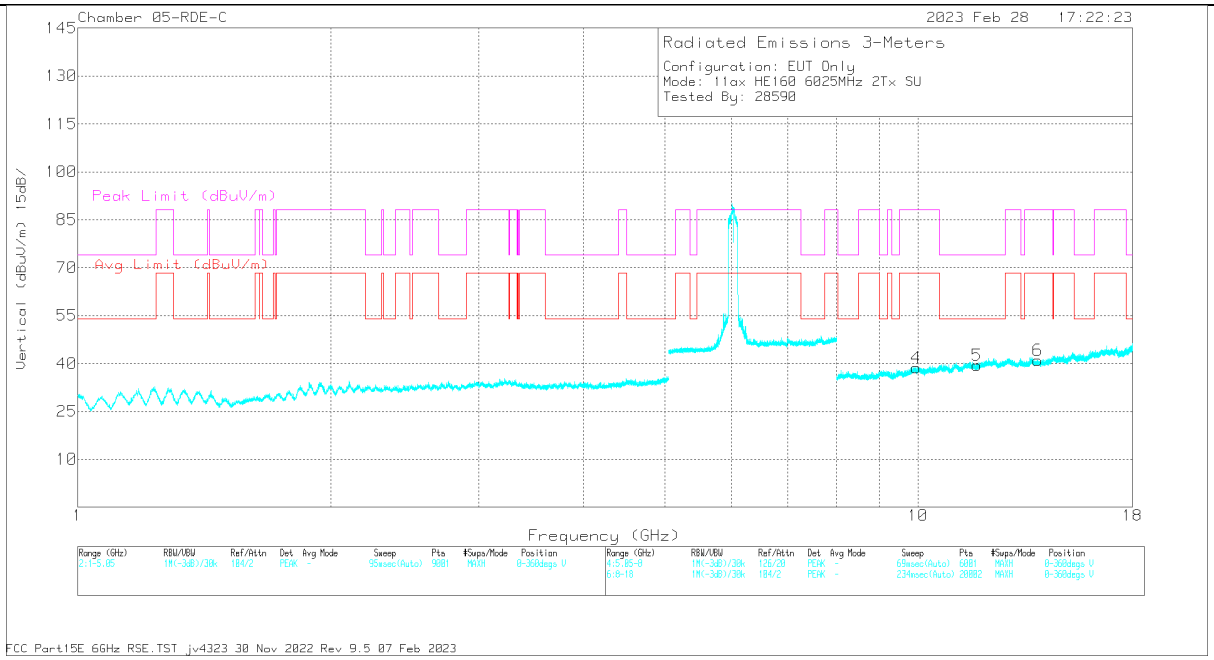

VERTICAL

UL VERIFICATION SERVICES
47173 Benicia Street, Fremont, CA 94538; USA TEL:(510) 319-4000 FAX:(510) 661-0888
This report shall not be reproduced except in full, without the written approval of UL VERIFICATION SERVICES

RADIATED EMISSIONS

Marker	Frequency (GHz)	Meter Reading (dBuV)	Det	80707 ACF (dB)	DCCF (dB)	Gain/Loss (dB)	Corrected Reading (dBuV/m)	Avg Limit (dBuV/m)	Margin (dB)	Peak Limit (dBuV/m)	PK Margin (dB)	Azimuth (Degs)	Height (cm)	Polarity
2	* 11.758943	55.88	PK-U	39	0	-45.2	49.68			74	-24.42	360	101	H
	* 11.759758	43.84	ADR	39	0.09	-45.2	37.73	54	-16.27			360	101	H
5	* 11.763522	55.82	PK-U	39	0	-45.22	49.6			74	-24.4	360	101	V
	* 11.765977	44.18	ADR	39	0.09	-45.22	38.05	54	-15.95			360	101	V
4	9.949811	58.51	PK-U	37.4	0	-47.93	47.98	-	-	88.2	-40.22	360	101	V
	9.949107	46.85	ADR	37.4	0.09	-47.92	36.42	68.2	-31.78	-	-	360	101	V
1	9.958641	58.75	PK-U	37.4	0	-47.81	48.34	-	-	88.2	-39.86	360	101	H
	9.960844	47.12	ADR	37.4	0.09	-47.8	36.81	68.2	-31.39	-	-	360	101	H
6	13.893933	57.11	PK-U	39.3	0	-46.12	50.29	-	-	88.2	-37.91	360	101	V
	13.895546	45.7	ADR	39.3	0.09	-46.12	38.97	68.2	-29.23	-	-	360	101	V
3	13.899797	57.65	PK-U	39.3	0	-46.16	50.79	-	-	88.2	-37.41	360	101	H
	13.900667	45.75	ADR	39.3	0.09	-46.15	38.99	68.2	-29.21	-	-	360	101	H

* - indicates frequency in CFR47 Pt 15 / IC RSS-Restricted Band
PK-U - U-NII: Maximum Peak
ADR - U-NII AD primary method, RMS average

UL VERIFICATION SERVICES
47173 Benicia Street, Fremont, CA 94538; USA TEL:(510) 319-4000 FAX:(510) 661-0888
This report shall not be reproduced except in full, without the written approval of UL VERIFICATION SERVICES

MID CHANNEL

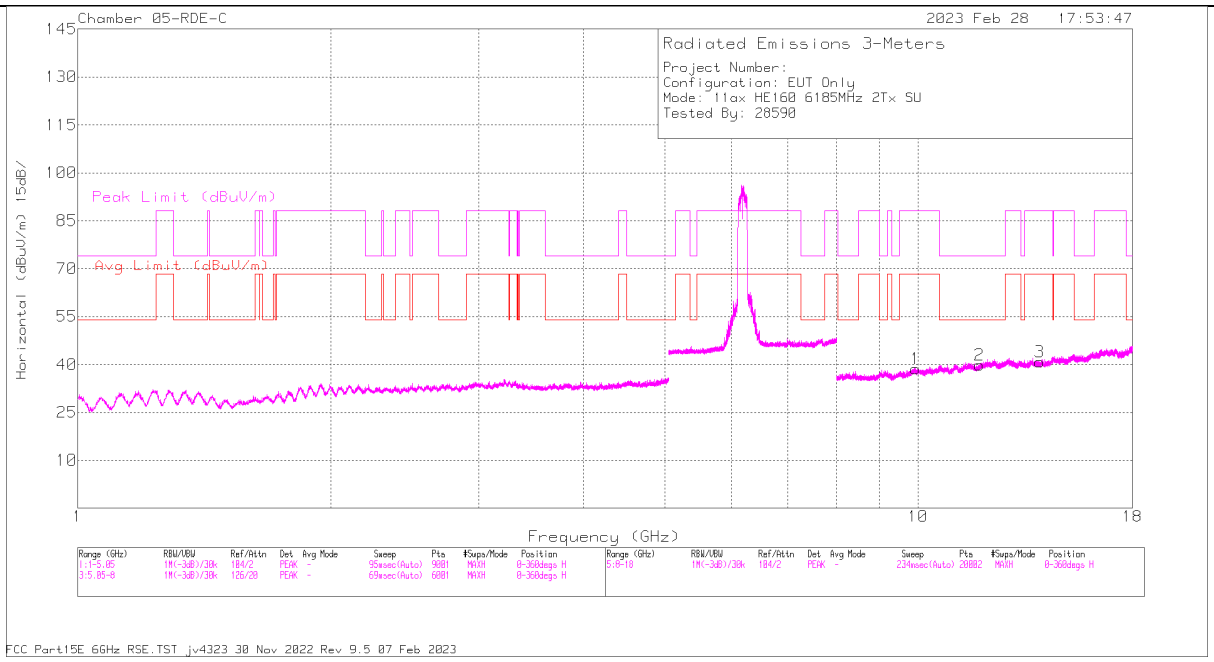

HORIZONTAL

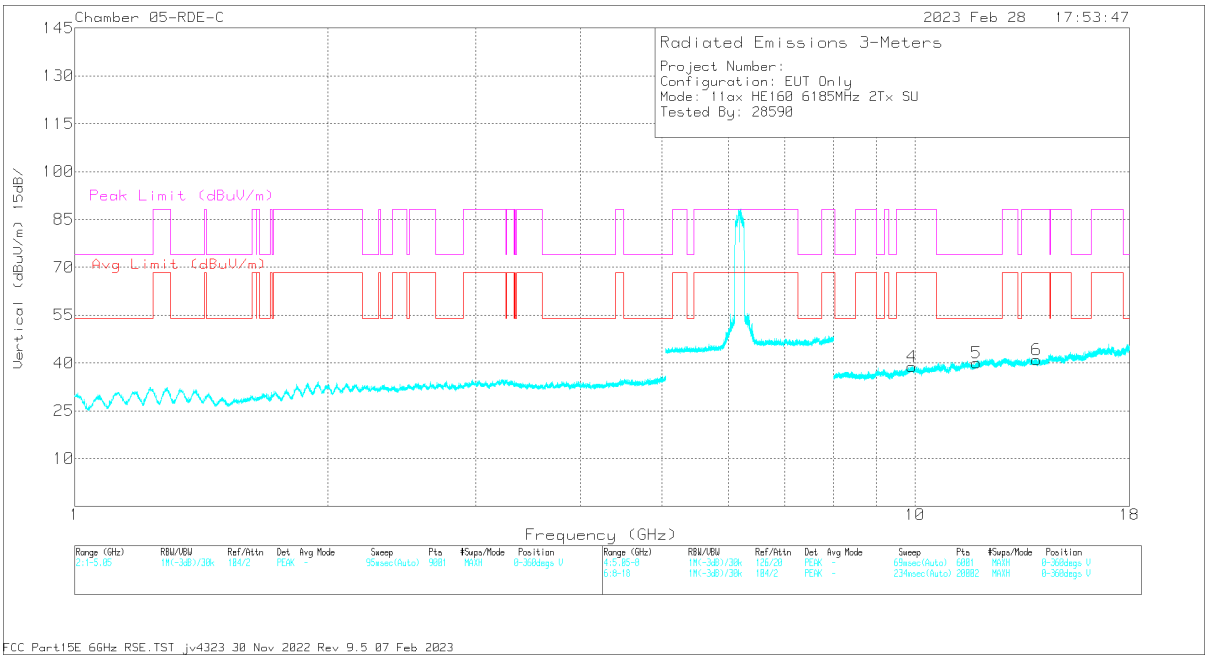

VERTICAL

UL VERIFICATION SERVICES
47173 Benicia Street, Fremont, CA 94538; USA TEL:(510) 319-4000 FAX:(510) 661-0888
This report shall not be reproduced except in full, without the written approval of UL VERIFICATION SERVICES

RADIATED EMISSIONS

Marker	Frequency (GHz)	Meter Reading (dBuV)	Det	80707 ACF (dB)	DCCF (dB)	Gain/Loss (dB)	Corrected Reading (dBuV/m)	Avg Limit (dBuV/m)	Margin (dB)	Peak Limit (dBuV/m)	PK Margin (dB)	Azimuth (Degs)	Height (cm)	Polarity
2	* 11.846088	55.39	PK-U	39.1	0	-45.01	49.48			74	-24.52	360	198	H
	* 11.842962	43.75	ADR	39.2	0.09	-45.03	38.01	54	-15.99			360	198	H
5	* 11.833282	55.32	PK-U	39.2	0	-45.03	49.49			74	-24.51	360	101	V
	* 11.831896	43.83	ADR	39.1	0.09	-45.02	38	54	-16			360	101	V
4	9.914721	47.3	ADR	37.3	0.09	-47.6	37.09	68.2	-31.11	-	-	360	101	V
	9.916309	58.99	PK-U	37.3	0	-47.57	48.72	-	-	88.2	-39.48	360	101	V
1	9.927166	46.94	ADR	37.3	0.09	-47.71	36.62	68.2	-31.58	-	-	360	101	H
	9.927988	58.37	PK-U	37.3	0	-47.71	47.96	-	-	88.2	-40.24	360	101	H
3	13.951304	56.63	PK-U	39.4	0	-46.11	49.92	-	-	88.2	-38.28	360	101	H
	13.953981	45.57	ADR	39.4	0.09	-46.12	38.94	68.2	-29.26	-	-	360	101	H
6	13.966893	45.72	ADR	39.4	0.09	-46.04	39.17	68.2	-29.03	-	-	360	199	V
	13.967144	57.17	PK-U	39.4	0	-46.04	50.53	-	-	88.2	-37.67	360	199	V

* - indicates frequency in CFR47 Pt 15 / IC RSS-Restricted Band
PK-U - U-NII: Maximum Peak
ADR - U-NII AD primary method, RMS average

UL VERIFICATION SERVICES
47173 Benicia Street, Fremont, CA 94538; USA TEL:(510) 319-4000 FAX:(510) 661-0888
This report shall not be reproduced except in full, without the written approval of UL VERIFICATION SERVICES

HIGH CHANNEL

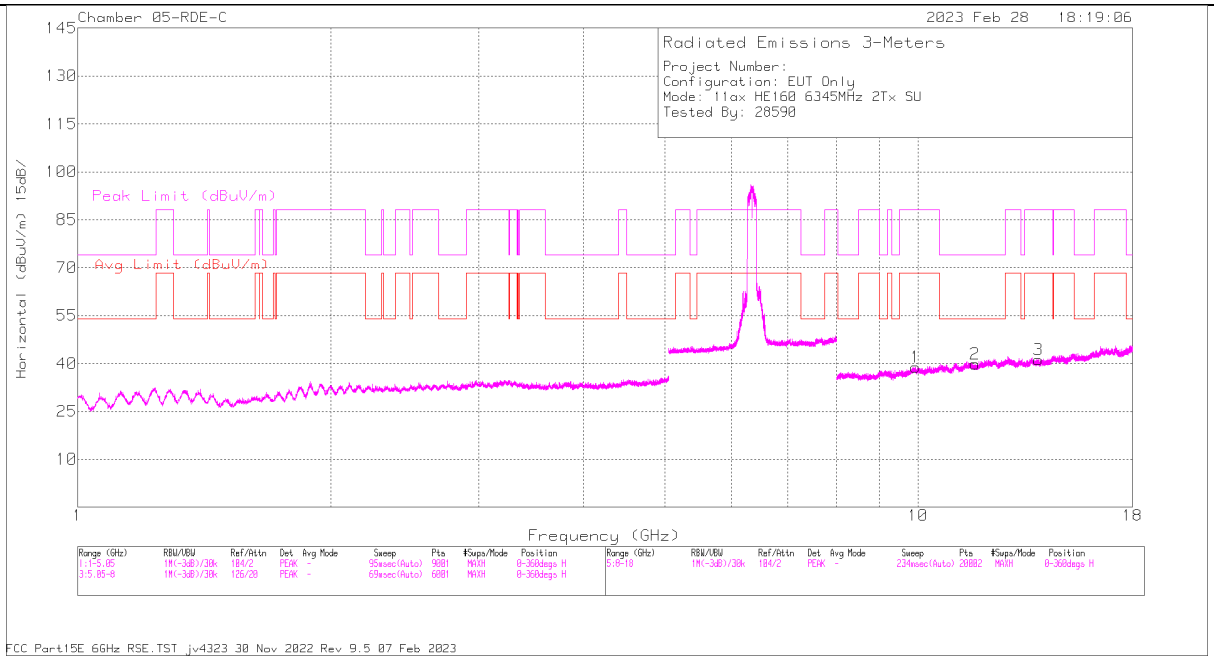

HORIZONTAL

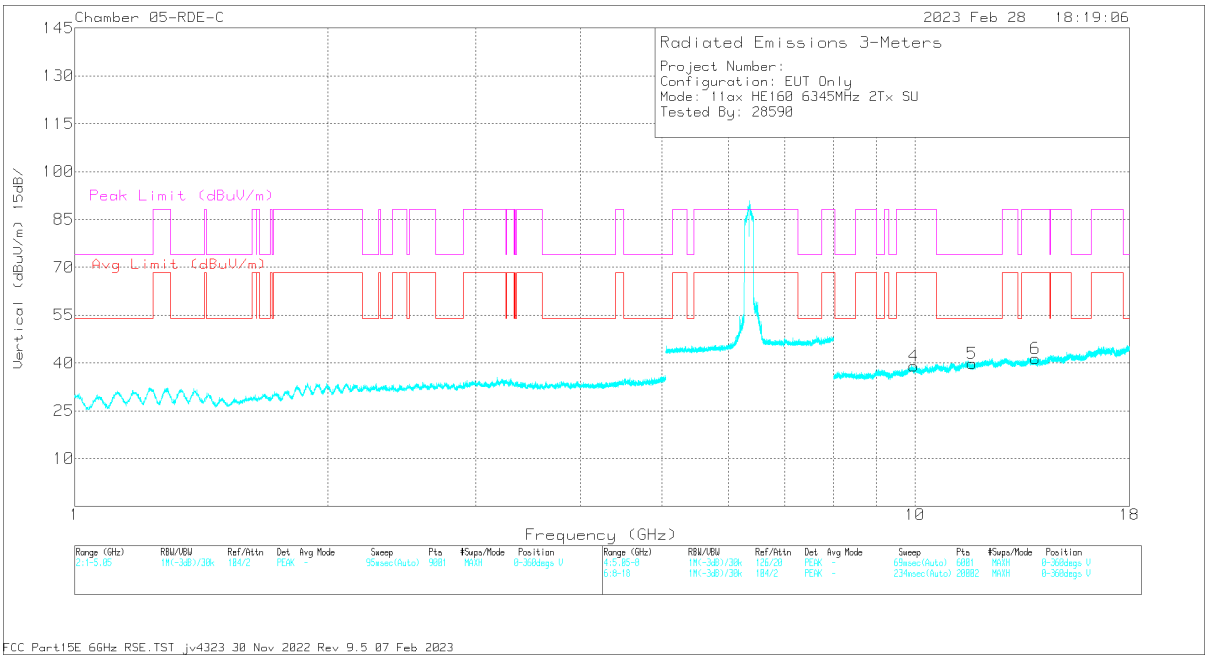

VERTICAL

UL VERIFICATION SERVICES
47173 Benicia Street, Fremont, CA 94538; USA TEL:(510) 319-4000 FAX:(510) 661-0888
This report shall not be reproduced except in full, without the written approval of UL VERIFICATION SERVICES

RADIATED EMISSIONS

Marker	Frequency (GHz)	Meter Reading (dBuV)	Det	80707 ACF (dB)	DCCF (dB)	Gain/Loss (dB)	Corrected Reading (dBuV/m)	Avg Limit (dBuV/m)	Margin (dB)	Peak Limit (dBuV/m)	PK Margin (dB)	Azimuth (Degs)	Height (cm)	Polarity
2	* 11.691713	55.36	PK-U	39	0	-45.19	49.17			74	-24.83	360	101	H
	* 11.69427	43.53	ADR	38.9	0.09	-45.22	37.3	54	-16.7			360	101	H
5	* 11.696166	55.52	PK-U	39	0	-45.23	49.29			74	-24.71	360	101	V
	* 11.695733	43.73	ADR	39	0.09	-45.22	37.6	54	-16.40			360	101	V
1	9.939162	47.17	ADR	37.4	0.09	-47.84	36.82	68.2	-31.38	-	-	360	101	H
	9.940786	58.56	PK-U	37.4	0	-47.82	48.14	-	-	88.2	-40.06	360	101	H
4	9.962128	58.5	PK-U	37.4	0	-47.83	48.07	-	-	88.2	-40.13	360	101	V
	9.964176	47	ADR	37.4	0.09	-47.91	36.58	68.2	-31.62	-	-	360	101	V
6	13.916764	45.95	ADR	39.3	0.09	-46.12	39.22	68.2	-28.98	-	-	360	101	V
	13.916822	57.5	PK-U	39.3	0	-46.12	50.68	-	-	88.2	-37.52	360	101	V
3	13.921096	46.08	ADR	39.4	. 0.09	-46.08	39.49	68.2	-28.71	-	-	360	101	H
	13.921822	57.51	PK-U	39.4	0	-46.08	50.83	-	-	88.2	-37.37	360	101	H

* - indicates frequency in CFR47 Pt 15 / IC RSS-Restricted Band
PK-U - U-NII: Maximum Peak
ADR - U-NII AD primary method, RMS average

UL VERIFICATION SERVICES
47173 Benicia Street, Fremont, CA 94538; USA TEL:(510) 319-4000 FAX:(510) 661-0888
This report shall not be reproduced except in full, without the written approval of UL VERIFICATION SERVICES

1.1.5. TX ABOVE 1 GHz 802.11ax HE20 MODE IN THE UNII-6 BAND

2TX Antenna 6 + Antenna 5 OFDMA MODE: 26-Tones, RU Index 0

HARMONIC AND SPURIOUS EMISSIONS

LOW CHANNEL

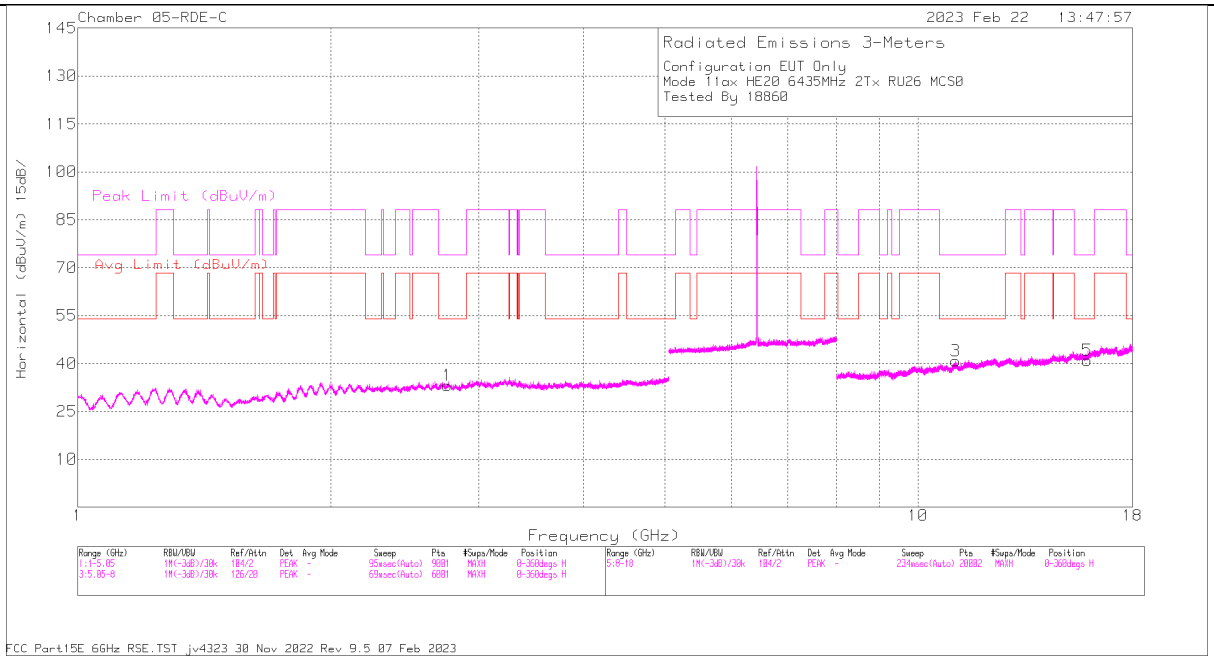

HORIZONTAL

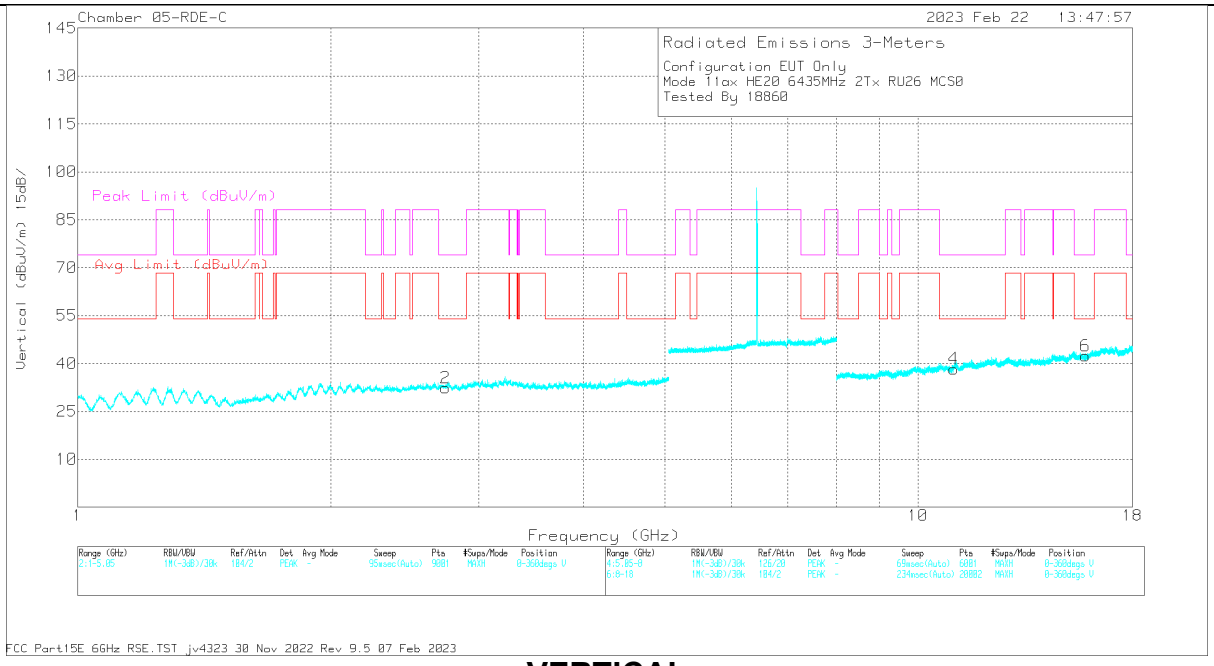

VERTICAL

UL VERIFICATION SERVICES
47173 Benicia Street, Fremont, CA 94538; USA TEL:(510) 319-4000 FAX:(510) 661-0888
This report shall not be reproduced except in full, without the written approval of UL VERIFICATION SERVICES

RADIATED EMISSIONS

Marker	Frequency (GHz)	Meter Reading (dBuV)	Det	80707 ACF (dB)	DCCF (dB)	Gain/Loss (dB)	Corrected Reading (dBuV/m)	Avg Limit (dBuV/m)	Margin (dB)	Peak Limit (dBuV/m)	PK Margin (dB)	Azimuth (Degs)	Height (cm)	Polarity
2	*2.740694	59.96	PK-U	32.7	0	-49.64	43.02			74	-30.98	0	198	V
	*2.739691	48.44	ADR	32.7	0	-49.65	31.49	54	-22.51			0	198	V
1	*2.754327	60.69	PK-U	32.7	0	-49.48	43.91			74	-30.09	0	101	H
	*2.755853	48.92	ADR	32.7	0	-49.46	32.16	54	-21.84			0	101	H
4	*11.032904	56.39	PK-U	38	0	-45.24	49.15			74	-24.85	0	101	V
	*11.034245	45.17	ADR	38	0	-45.23	37.94	54	-16.06			0	101	V
3	*11.08912	57.12	PK-U	38.1	0	-44.31	50.91			74	-23.09	0	101	H
	*11.089172	44.87	ADR	38.1	0	-44.31	38.66	54	-15.34			0	101	H
6	*15.822233	57.49	PK-U	40.8	0	-45.08	53.21			74	-20.79	0	198	V
	*15.821905	45.06	ADR	40.8	0	-45.08	40.78	54	-13.22			0	198	V
5	*15.904318	56.89	PK-U	40.9	0	-45.19	52.6			74	-21.4	0	101	H
	*15.904427	44.99	ADR	40.9	0	-45.19	40.7	54	-13.3			0	101	H

* - indicates frequency in CFR47 Pt 15 / IC RSS-Restricted Band
PK-U - U-NII: Maximum Peak
ADR - U-NII AD primary method, RMS average

UL VERIFICATION SERVICES
47173 Benicia Street, Fremont, CA 94538; USA TEL:(510) 319-4000 FAX:(510) 661-0888
This report shall not be reproduced except in full, without the written approval of UL VERIFICATION SERVICES

MID CHANNEL

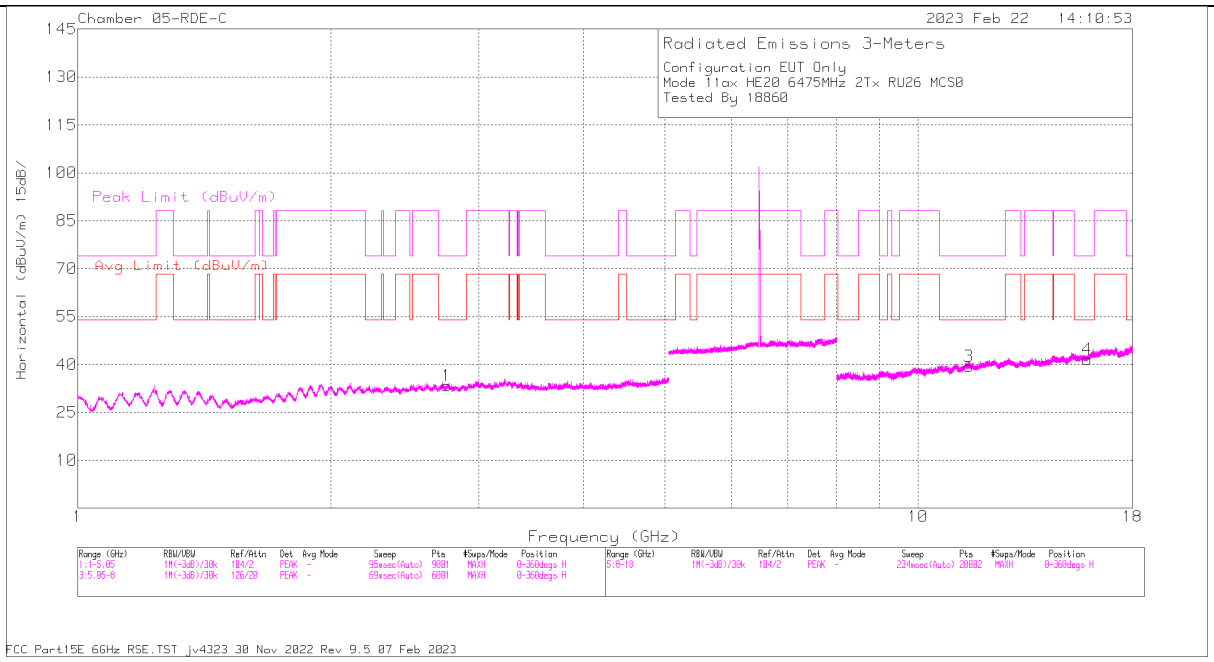

HORIZONTAL

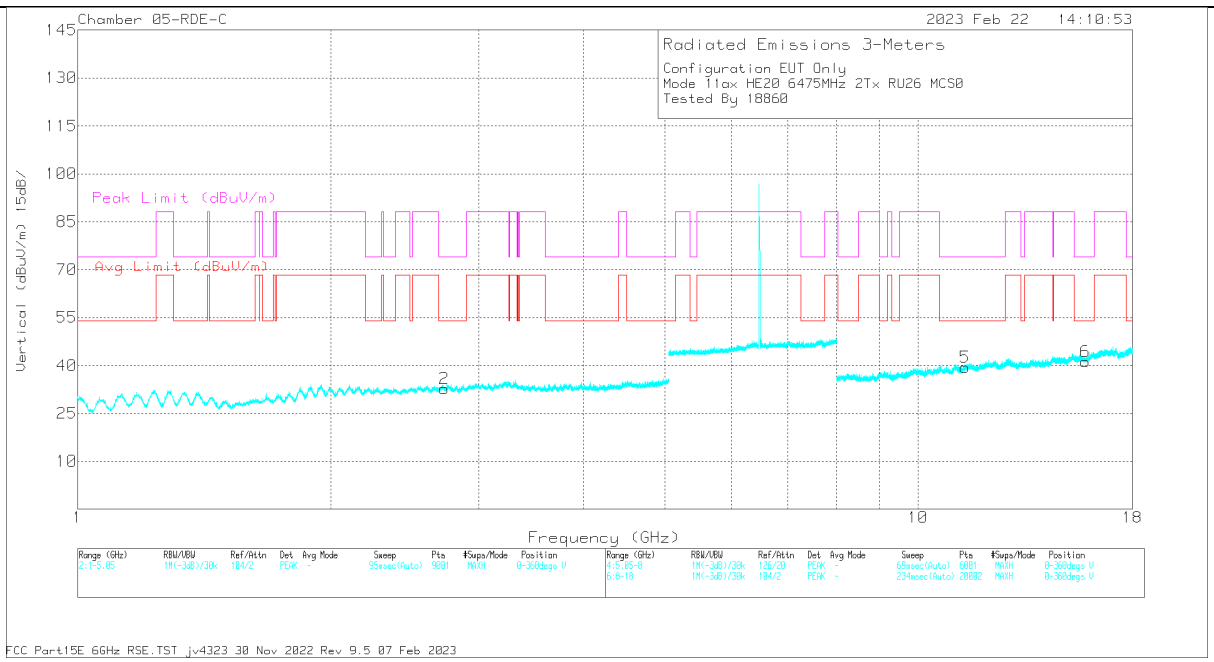

VERTICAL

UL VERIFICATION SERVICES
47173 Benicia Street, Fremont, CA 94538; USA TEL:(510) 319-4000 FAX:(510) 661-0888
This report shall not be reproduced except in full, without the written approval of UL VERIFICATION SERVICES

RADIATED EMISSIONS

Marker	Frequency (GHz)	Meter Reading (dBuV)	Det	80707 ACF (dB)	DCCF (dB)	Gain/Loss (dB)	Corrected Reading (dBuV/m)	Avg Limit (dBuV/m)	Margin (dB)	Peak Limit (dBuV/m)	PK Margin (dB)	Azimuth (Degs)	Height (cm)	Polarity
2	*2.730576	60.58	PK-U	32.7	0	-49.72	43.56			74	-30.44	1	101	V
	*2.729839	48.84	ADR	32.7	0	-49.73	31.81	54	-22.19			1	101	V
1	*2.749717	60.29	PK-U	32.7	0	-49.53	43.46			74	-30.54	1	101	H
	*2.749212	48.73	ADR	32.7	0	-49.54	31.89	54	-22.11			1	101	H
5	*11.380297	56.32	PK-U	38.6	0	-44.99	49.93			74	-24.07	1	199	V
	*11.378637	44.62	ADR	38.6	0	-44.99	38.23	54	-15.77			1	199	V
3	*11.497314	55.84	PK-U	38.7	0	-44.79	49.75			74	-24.25	1	101	H
	*11.495839	44.93	ADR	38.7	0	-44.82	38.81	54	-15.19			1	101	H
6	*15.8253	56.71	PK-U	40.8	0	-45.08	52.43			74	-21.57	1	199	V
	*15.823148	45.31	ADR	40.8	0	-45.08	41.03	54	-12.97			1	199	V
4	*15.905423	56.64	PK-U	40.9	0	-45.2	52.34			74	-21.66	1	199	H
	*15.9067	45.08	ADR	40.9	0	-45.19	40.79	54	-13.21			1	199	H

* - indicates frequency in CFR47 Pt 15 / IC RSS-Restricted Band
PK-U - U-NII: Maximum Peak
ADR - U-NII AD primary method, RMS average

UL VERIFICATION SERVICES
47173 Benicia Street, Fremont, CA 94538; USA TEL:(510) 319-4000 FAX:(510) 661-0888
This report shall not be reproduced except in full, without the written approval of UL VERIFICATION SERVICES

HIGH CHANNEL

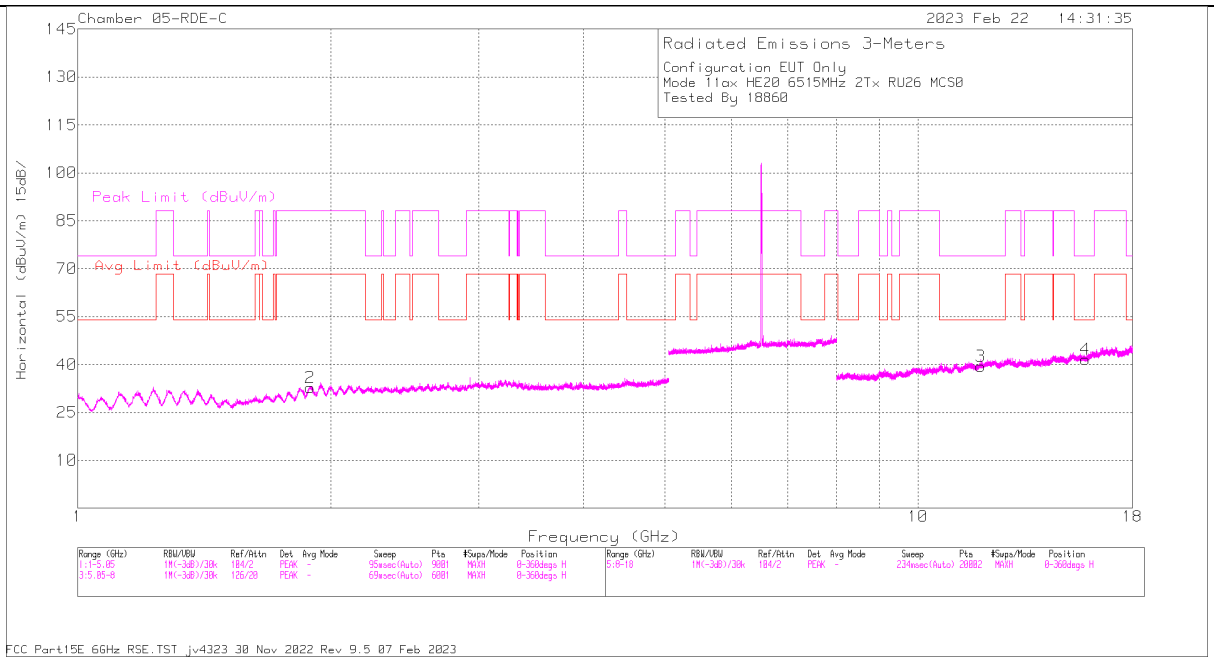

HORIZONTAL

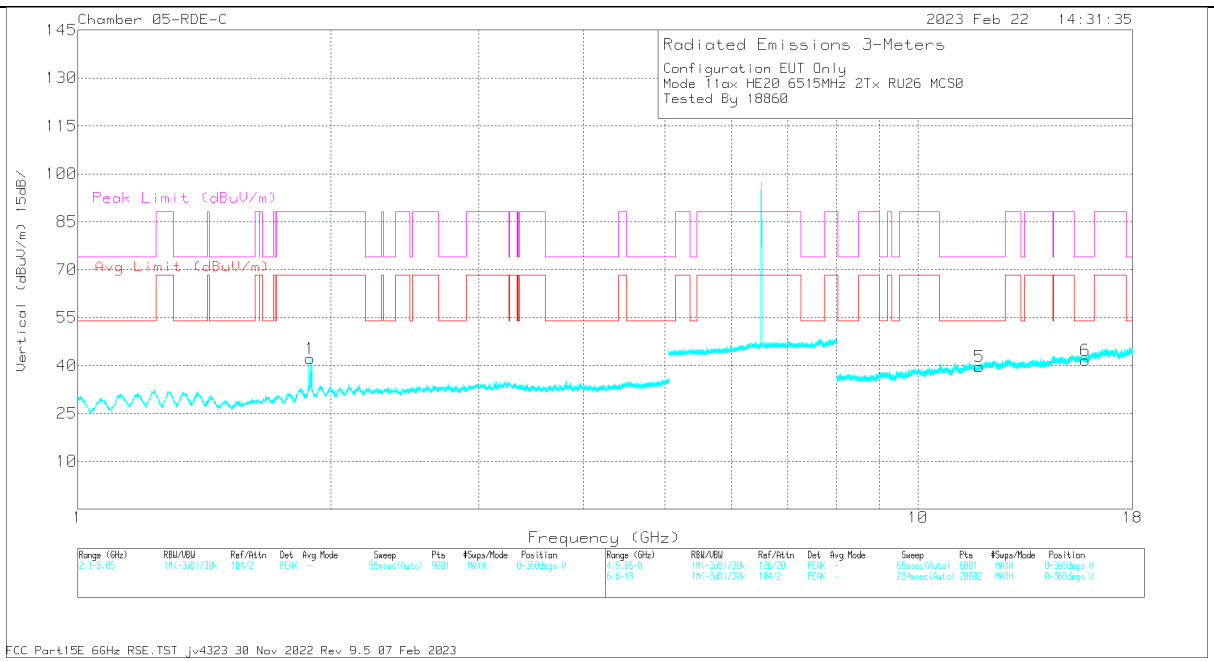

VERTICAL

UL VERIFICATION SERVICES
47173 Benicia Street, Fremont, CA 94538; USA TEL:(510) 319-4000 FAX:(510) 661-0888
This report shall not be reproduced except in full, without the written approval of UL VERIFICATION SERVICES

RADIATED EMISSIONS

Marker	Frequency (GHz)	Meter Reading (dBuV)	Det	80707 ACF (dB)	DCCF (dB)	Gain/Loss (dB)	Corrected Reading (dBuV/m)	Avg Limit (dBuV/m)	Margin (dB)	Peak Limit (dBuV/m)	PK Margin (dB)	Azimuth (Degs)	Height (cm)	Polarity
2	1.887107	62.72	PK-U	31.2	0	-50.43	43.49	-	-	88.2	-44.71	280	253	H
	1.890549	50.83	ADR	31.3	0	-50.4	31.73	68.2	-36.47	-	-	280	253	H
1	1.89191	62.53	PK-U	31.3	0	-50.43	43.4	-	-	88.2	-44.8	280	101	V
	1.888212	50.95	ADR	31.2	0	-50.4	31.75	68.2	-36.45	-	-	280	101	V
5	*11.841851	56.09	PK-U	39.2	0	-45.04	50.25			74	-23.75	280	199	V
	*11.841641	44	ADR	39.2	0	-45.04	38.16	54	-15.84			280	199	V
3	*11.872436	55.06	PK-U	39.2	0	-44.9	49.36			74	-24.64	280	101	H
	*11.872418	43.64	ADR	39.2	0	-44.9	37.94	54	-16.06			280	101	H
4	*15.822793	56.32	PK-U	40.8	0	-45.08	52.04			74	-21.96	280	199	H
	*15.826081	45.03	ADR	40.8	0	-45.08	40.75	54	-13.25			280	199	H
6	*15.824834	56.34	PK-U	40.8	0	-45.08	52.06			74	-21.94	280	101	V
	*15.824136	44.96	ADR	40.8	0	-45.07	40.69	54	-13.31			280	101	V

* - indicates frequency in CFR47 Pt 15 / IC RSS-Restricted Band
PK-U - U-NII: Maximum Peak
ADR - U-NII AD primary method, RMS average

UL VERIFICATION SERVICES
47173 Benicia Street, Fremont, CA 94538; USA TEL:(510) 319-4000 FAX:(510) 661-0888
This report shall not be reproduced except in full, without the written approval of UL VERIFICATION SERVICES

2TX Antenna 6 + Antenna 5 OFDMA MODE: SU Mode

HARMONICS AND SPURIOUS EMISSIONS

LOW CHANNEL

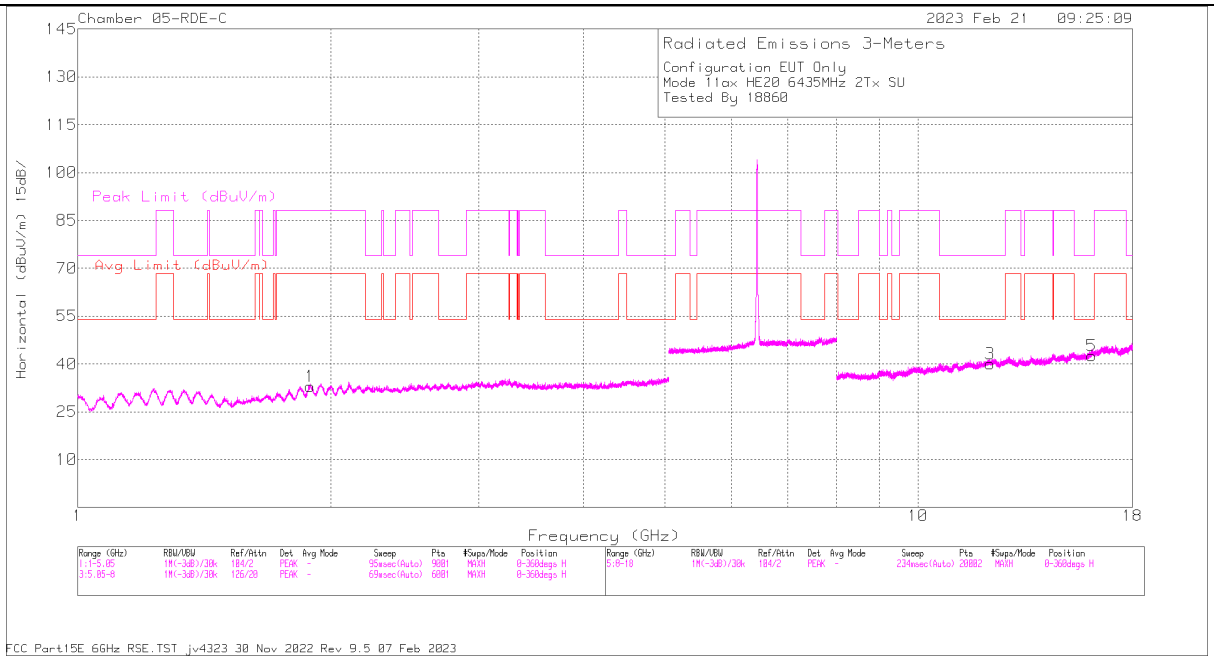

HORIZONTAL

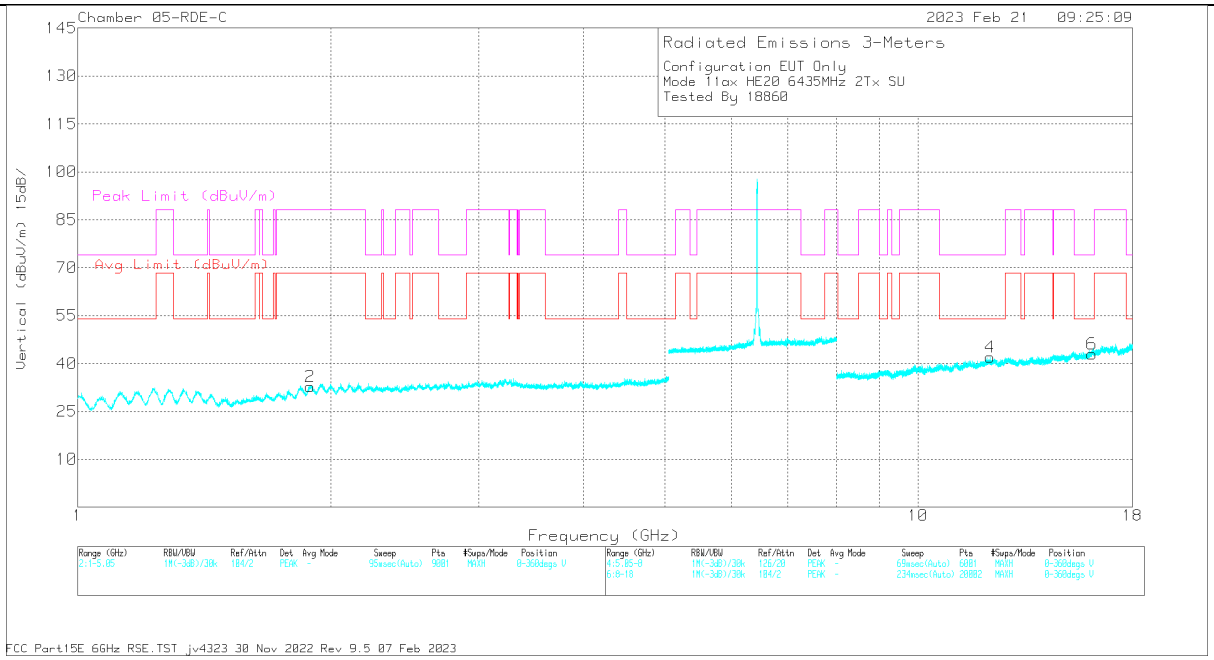

VERTICAL

UL VERIFICATION SERVICES
47173 Benicia Street, Fremont, CA 94538; USA TEL:(510) 319-4000 FAX:(510) 661-0888
This report shall not be reproduced except in full, without the written approval of UL VERIFICATION SERVICES

RADIATED EMISSIONS

Marker	Frequency (GHz)	Meter Reading (dBuV)	Det	80707 ACF (dB)	Gain/Loss (dB)	Corrected Reading (dBuV/m)	Avg Limit (dBuV/m)	Margin (dB)	Peak Limit (dBuV/m)	PK Margin (dB)	Azimuth (Degs)	Height (cm)	Polarity
2	1.890478	62.23	PK-U	31.3	-50.39	43.14	-	-	88.2	-45.06	228	250	V
	1.889101	50.81	ADR	31.2	-50.38	31.63	68.2	-36.57	-	-	228	250	V
1	1.891343	62.85	PK-U	31.3	-50.42	43.73	-	-	88.2	-44.47	187	344	H
	1.891437	50.95	ADR	31.3	-50.42	31.83	68.2	-36.37	-	-	187	344	H
4	12.179946	57.21	PK-U	39.4	-45.4	51.21	-	-	74	-22.79	72	329	V
	12.179774	45.15	ADR	39.4	-45.4	39.15	54	-14.85			72	329	V
3	12.185089	55.83	PK-U	39.4	-45.38	49.85			74	-24.15	263	234	H
	12.182619	44.45	ADR	39.4	-45.38	38.47	54	-15.53			263	234	H
5	16.110188	56.86	PK-U	41.1	-45.02	52.94			74	-21.06	278	181	H
	16.106867	45.39	ADR	41.1	-45.04	41.45	54	-12.55			278	181	H
6	16.112278	56.67	PK-U	41.1	-45.01	52.76			74	-21.24	209	186	V
	16.114301	45.31	ADR	41.1	-45	41.41	54	-12.59			209	186	V

* - indicates frequency in CFR47 Pt 15 / IC RSS-Restricted Band
PK-U - U-NII: Maximum Peak
ADR - U-NII AD primary method, RMS average

UL VERIFICATION SERVICES
47173 Benicia Street, Fremont, CA 94538; USA TEL:(510) 319-4000 FAX:(510) 661-0888
This report shall not be reproduced except in full, without the written approval of UL VERIFICATION SERVICES

MID CHANNEL

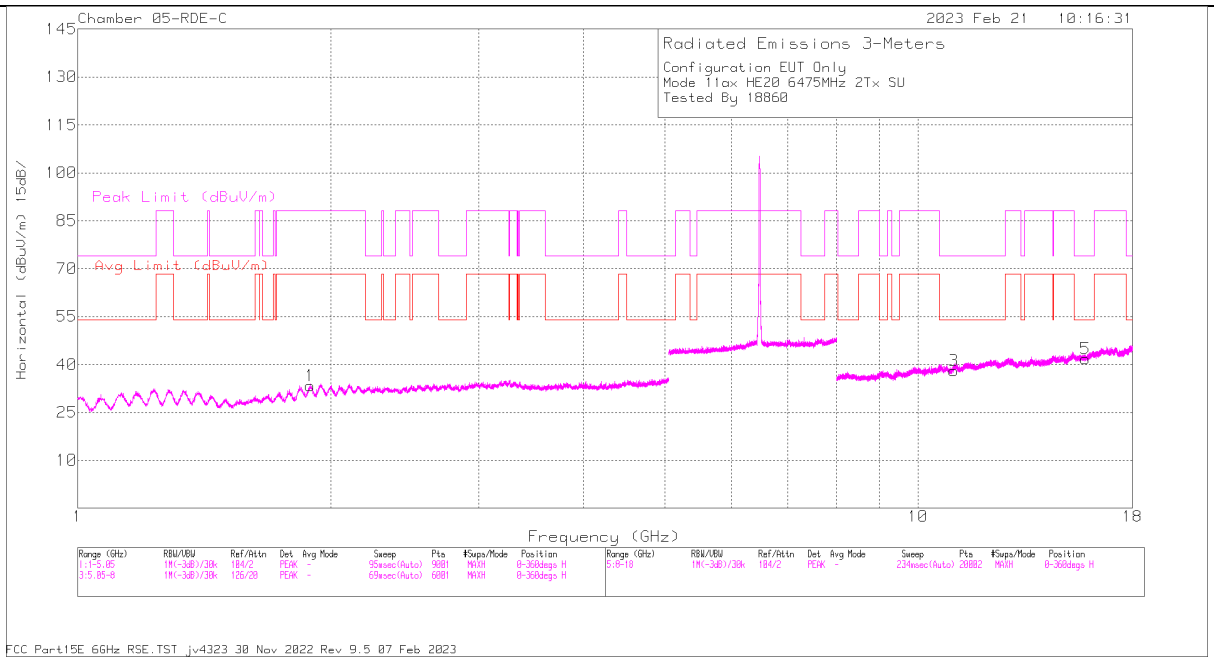

HORIZONTAL

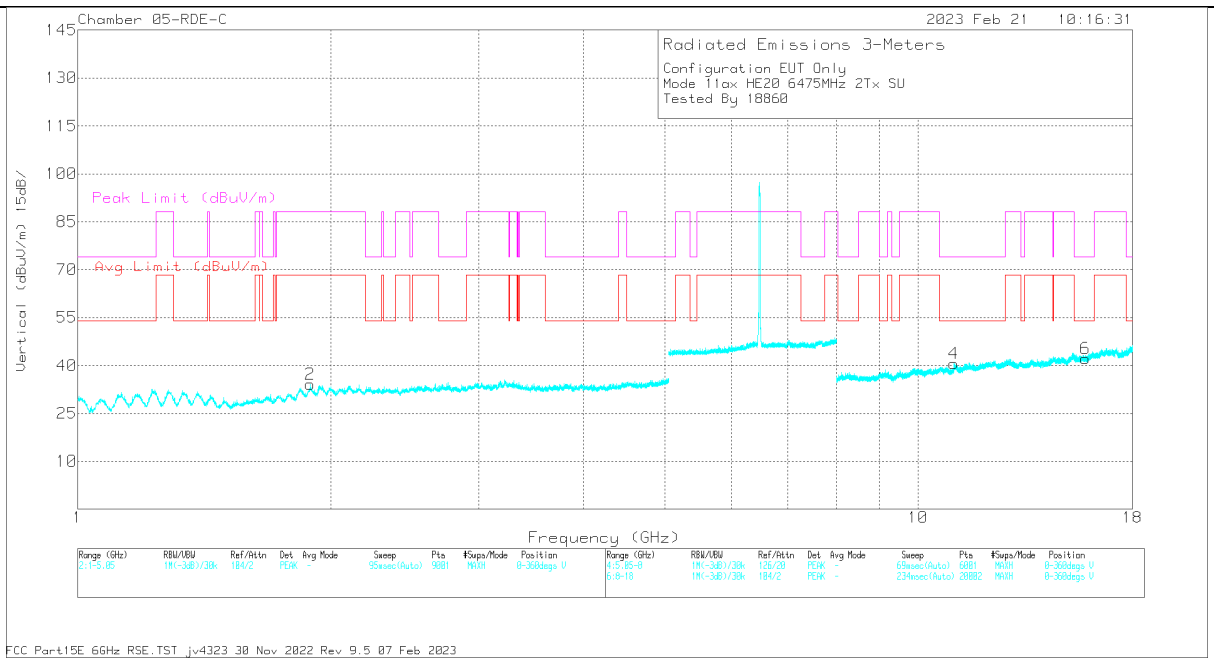

VERTICAL

UL VERIFICATION SERVICES
47173 Benicia Street, Fremont, CA 94538; USA TEL:(510) 319-4000 FAX:(510) 661-0888
This report shall not be reproduced except in full, without the written approval of UL VERIFICATION SERVICES

RADIATED EMISSIONS

Marker	Frequency (GHz)	Meter Reading (dBuV)	Det	80707 ACF (dB)	Gain/Loss (dB)	Corrected Reading (dBuV/m)	Avg Limit (dBuV/m)	Margin (dB)	Peak Limit (dBuV/m)	PK Margin (dB)	Azimuth (Degs)	Height (cm)	Polarity
	1.885908	63.21	PK-U	31.2	-50.45	43.96	-	-	88.2	-44.24	321	263	H
	1.887328	51.31	ADR	31.2	-50.42	32.09	68.2	-36.11	-	-	321	263	H
	1.891268	62.59	PK-U	31.3	-50.42	43.47	-	-	88.2	-44.73	115	112	V
	1.889825	51.01	ADR	31.2	-50.38	31.83	68.2	-36.37	-	-	115	112	V
	*11.035308	56.76	PK-U	38	-45.21	49.55			74	-24.45	276	140	V
	*11.032935	45.09	ADR	38	-45.24	37.85	54	-16.15			276	140	V
	*11.033218	56.28	PK-U	38	-45.24	49.04			74	-24.96	241	390	H
	*11.033098	45.06	ADR	38	-45.24	37.82	54	-16.18			241	390	H
	*15.817531	56.81	PK-U	40.8	-45.1	52.51			74	-21.49	318	393	V
	*15.819263	45.38	ADR	40.8	-45.1	41.08	54	-12.92			318	393	V
	*15.820947	56.66	PK-U	40.8	-45.09	52.37			74	-21.63	297	139	H
	*15.823297	45.02	ADR	40.8	-45.08	40.74	54	-13.26			297	139	H

* - indicates frequency in CFR47 Pt 15 / IC RSS-Restricted Band
PK-U - U-NII: Maximum Peak
ADR - U-NII AD primary method, RMS average

UL VERIFICATION SERVICES
47173 Benicia Street, Fremont, CA 94538; USA TEL:(510) 319-4000 FAX:(510) 661-0888
This report shall not be reproduced except in full, without the written approval of UL VERIFICATION SERVICES

HIGH CHANNEL

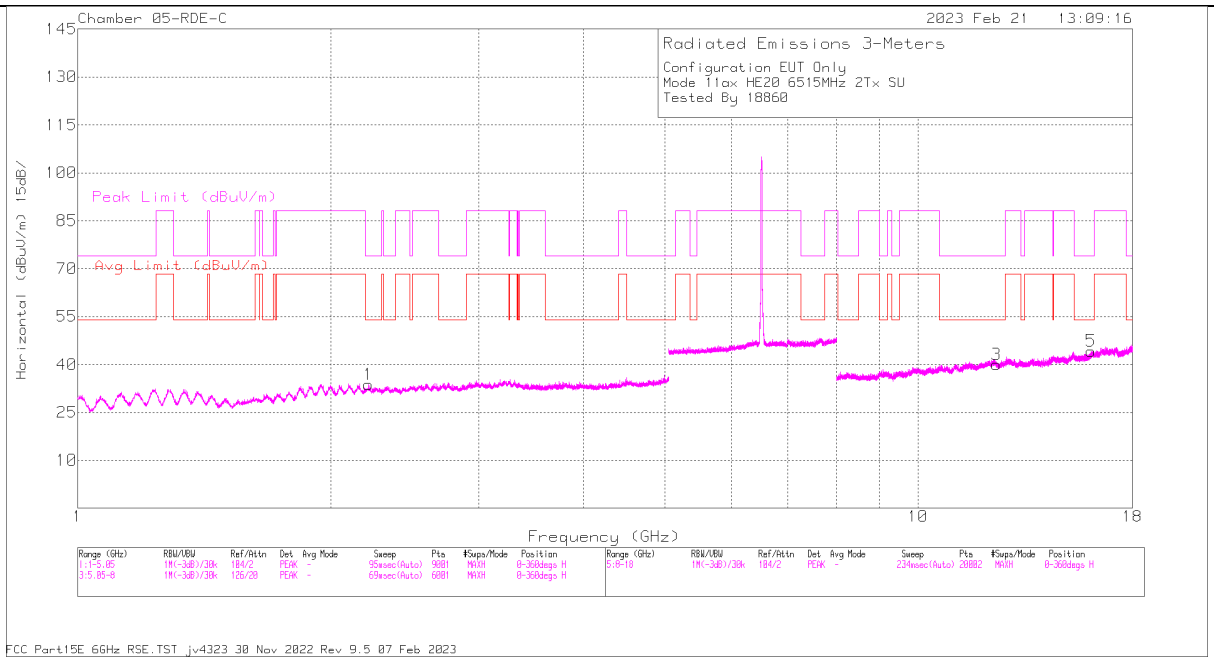

HORIZONTAL

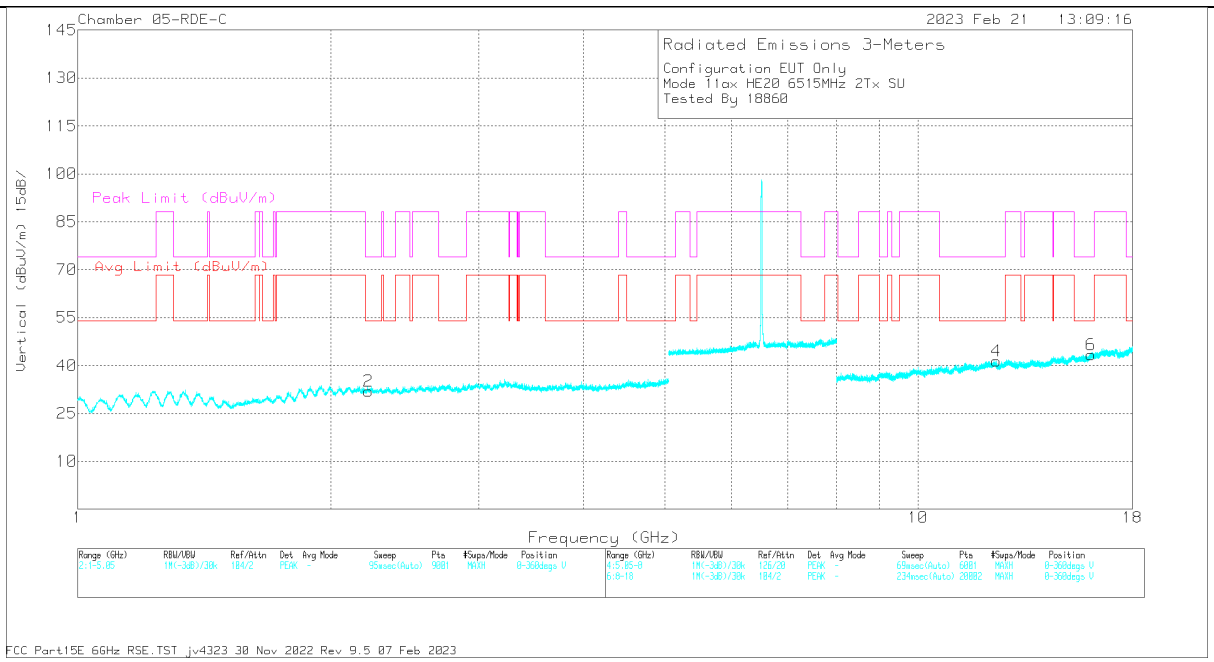

VERTICAL

UL VERIFICATION SERVICES
47173 Benicia Street, Fremont, CA 94538; USA TEL:(510) 319-4000 FAX:(510) 661-0888
This report shall not be reproduced except in full, without the written approval of UL VERIFICATION SERVICES

RADIATED EMISSIONS

Marker	Frequency (GHz)	Meter Reading (dBuV)	Det	80707 ACF (dB)	Gain/Loss (dB)	Corrected Reading (dBuV/m)	Avg Limit (dBuV/m)	Margin (dB)	Peak Limit (dBuV/m)	PK Margin (dB)	Azimuth (Degs)	Height (cm)	Polarity
2	*2.21846	61.37	PK-U	31.8	-50.39	42.78			74	-31.22	322	384	V
	*2.216743	49.94	ADR	31.8	-50.37	31.37	54	-22.63			322	384	V
1	*2.22195	62.52	PK-U	31.8	-50.39	43.93			74	-30.07	27	142	H
	*2.219714	50.07	ADR	31.8	-50.41	31.46	54	-22.54			27	142	H
3	*12.390526	55.65	PK-U	39.3	-45.02	49.93			74	-24.07	116	352	H
	*12.38805	44.08	ADR	39.3	-44.96	38.42	54	-15.58			116	352	H
4	*12.391266	55.55	PK-U	39.3	-45.04	49.81			74	-24.19	231	291	V
	*12.391387	44.04	ADR	39.3	-45.04	38.3	54	-15.7			231	291	V
6	*16.057546	56.41	PK-U	41	-45.13	52.28			74	-21.72	161	333	V
	*16.056528	45.09	ADR	41	-45.13	40.96	54	-13.04			161	333	V
5	*16.060911	56.21	PK-U	41	-45.12	52.09			74	-21.91	163	304	H
	*16.061646	45.2	ADR	41	-45.11	41.09	54	-12.91			163	304	H

* - indicates frequency in CFR47 Pt 15 / IC RSS-Restricted Band
PK-U - U-NII: Maximum Peak
ADR - U-NII AD primary method, RMS average

UL VERIFICATION SERVICES
47173 Benicia Street, Fremont, CA 94538; USA TEL:(510) 319-4000 FAX:(510) 661-0888
This report shall not be reproduced except in full, without the written approval of UL VERIFICATION SERVICES

1.1.6. TX ABOVE 1 GHz 802.11ax HE40 MODE IN THE UNII-6 BAND

2TX Antenna 6 + Antenna 5 OFDMA MODE: 26-Tones, RU Index 0

HARMONIC AND SPURIOUS EMISSIONS

LOW CHANNEL

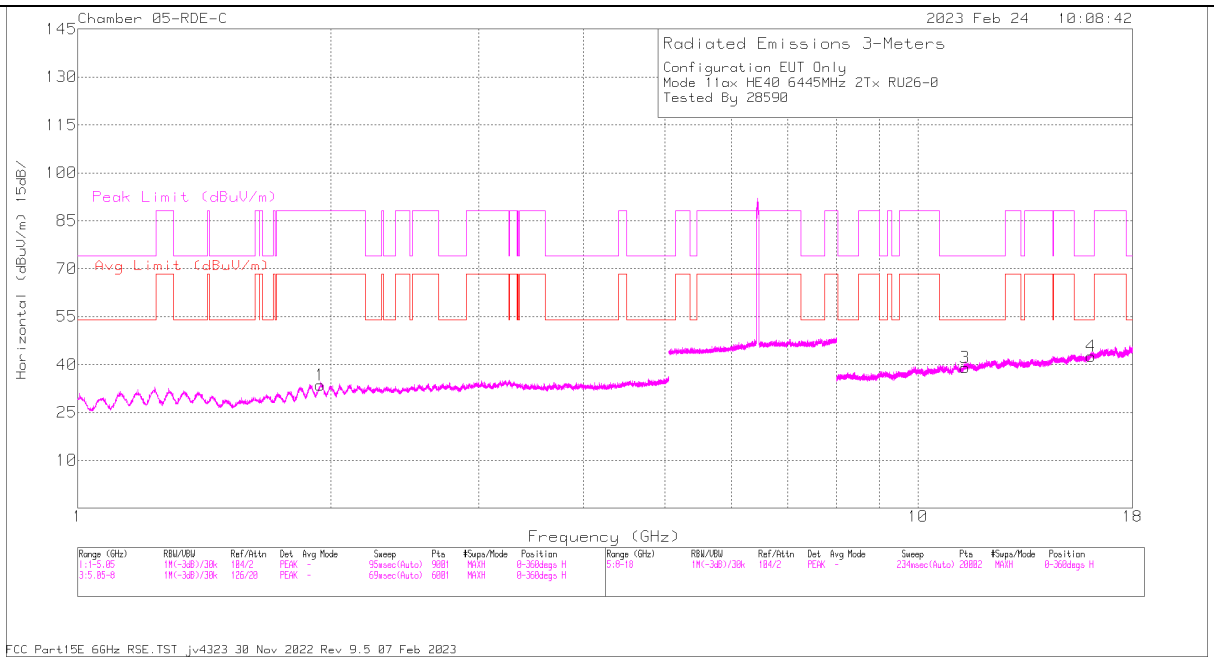

HORIZONTAL

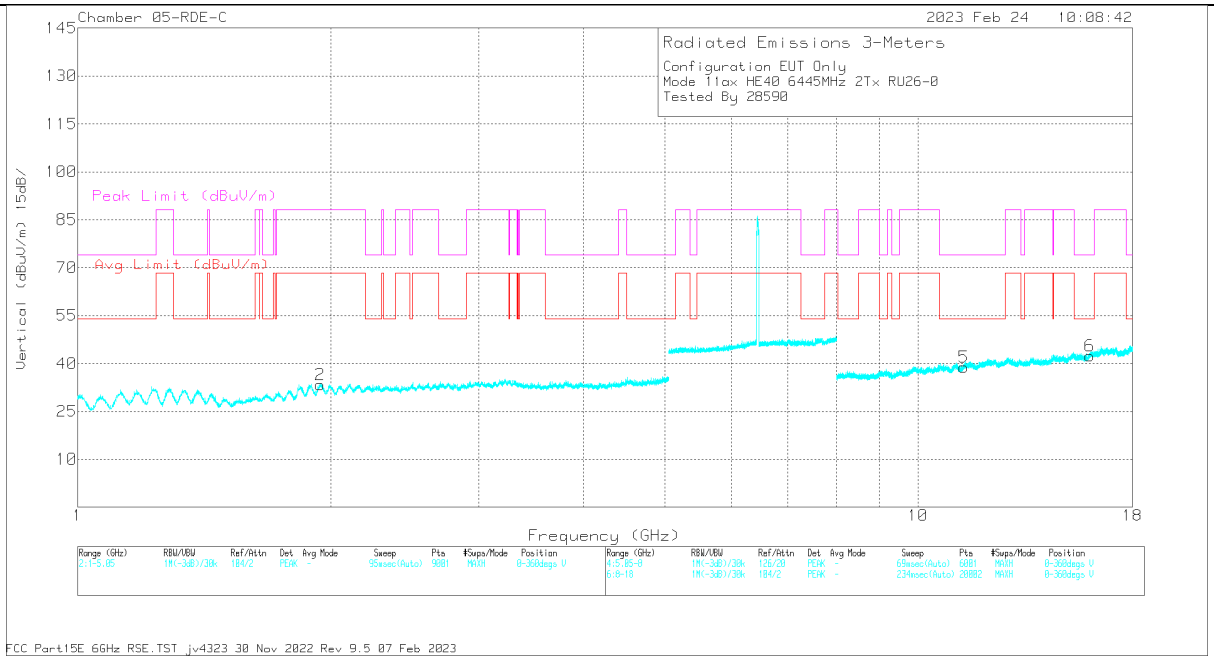

VERTICAL

UL VERIFICATION SERVICES
47173 Benicia Street, Fremont, CA 94538; USA TEL:(510) 319-4000 FAX:(510) 661-0888
This report shall not be reproduced except in full, without the written approval of UL VERIFICATION SERVICES

RADIATED EMISSIONS

Marker	Frequency (GHz)	Meter Reading (dBuV)	Det	80707 ACF (dB)	DCCF (dB)	Gain/Loss (dB)	Corrected Reading (dBuV/m)	Avg Limit (dBuV/m)	Margin (dB)	Peak Limit (dBuV/m)	PK Margin (dB)	Azimuth (Degs)	Height (cm)	Polarity
1	1.944532	62.84	PK-U	31.8	0	-50.38	44.26	-	-	88.2	-43.94	71	204	H
	1.942209	50.85	ADR	31.8	0	-50.41	32.24	68.2	-35.96	-	-	71	204	H
2	1.944747	62.21	PK-U	31.8	0	-50.38	43.63	-	-	88.2	-44.57	289	110	V
	1.943925	50.82	ADR	31.8	0	-50.37	32.25	68.2	-35.95	-	-	289	110	V
5	*11.338087	55.92	PK-U	38.5	0	-44.88	49.54			74	-24.46	82	196	V
	*11.341707	44.06	ADR	38.5	0	-44.91	37.65	54	-16.35			82	196	V
3	*11.379373	56.38	PK-U	38.6	0	-44.99	49.99			74	-24.01	356	359	H
	*11.380436	44.64	ADR	38.6	0	-44.99	38.25	54	-15.75			356	359	H
6	*16.014668	56.69	PK-U	41	0	-45.06	52.63			74	-21.37	137	152	V
	*16.012918	44.82	ADR	41	0	-45.05	40.77	54	-13.23			137	152	V
4	*16.068475	56.38	PK-U	41.1	0	-45.08	52.4			74	-21.6	273	178	H
	*16.071486	44.31	ADR	41.1	0	-45.06	40.35	54	-13.65			273	178	H

* - indicates frequency in CFR47 Pt 15 / IC RSS-Restricted Band
PK-U - U-NII: Maximum Peak
ADR - U-NII AD primary method, RMS average

UL VERIFICATION SERVICES
47173 Benicia Street, Fremont, CA 94538; USA TEL:(510) 319-4000 FAX:(510) 661-0888
This report shall not be reproduced except in full, without the written approval of UL VERIFICATION SERVICES

HIGH CHANNEL

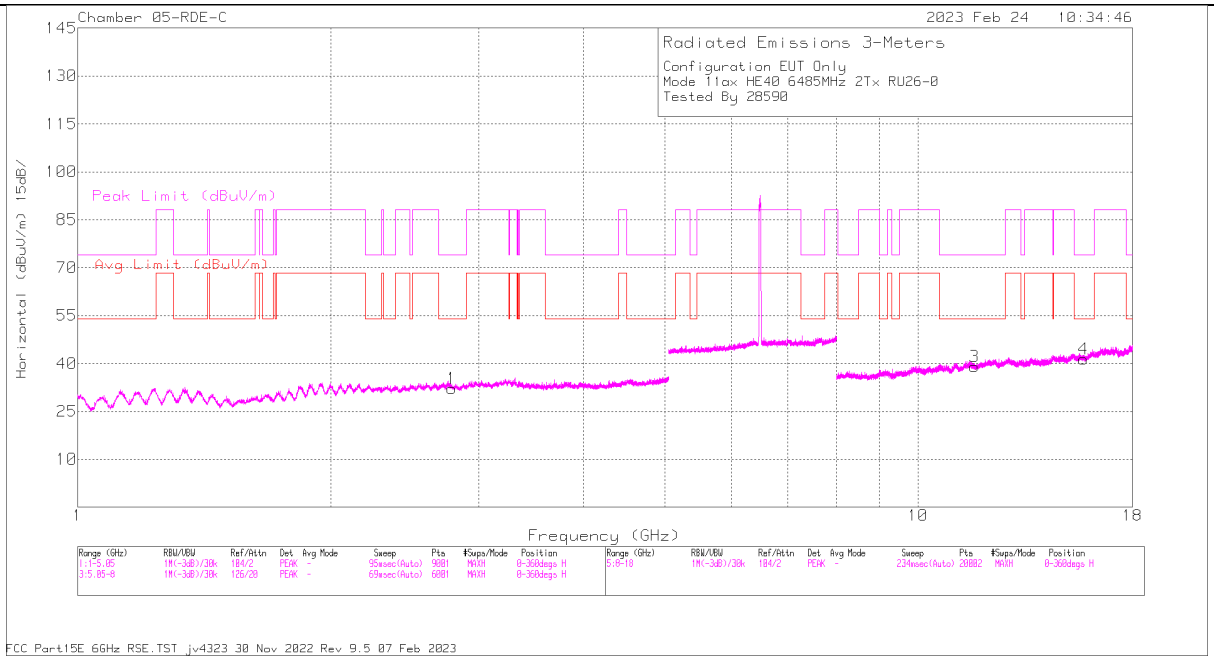

HORIZONTAL

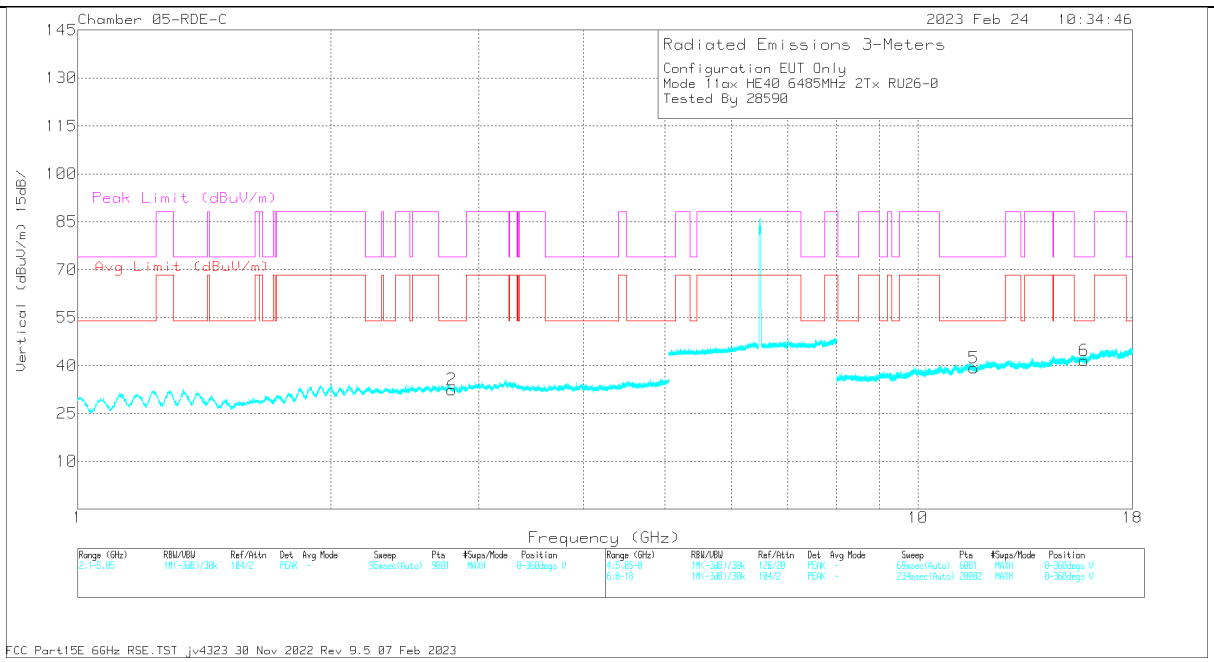

VERTICAL

UL VERIFICATION SERVICES
47173 Benicia Street, Fremont, CA 94538; USA TEL:(510) 319-4000 FAX:(510) 661-0888
This report shall not be reproduced except in full, without the written approval of UL VERIFICATION SERVICES

RADIATED EMISSIONS

Marker	Frequency (GHz)	Meter Reading (dBuV)	Det	80707 ACF (dB)	DCCF (dB)	Gain/Loss (dB)	Corrected Reading (dBuV/m)	Avg Limit (dBuV/m)	Margin (dB)	Peak Limit (dBuV/m)	PK Margin (dB)	Azimuth (Degs)	Height (cm)	Polarity
2	2.787207	59.82	PK-U	32.7	0	-49.33	43.19			74	-30.81	65	340	V
	2.785793	48.21	ADR	32.7	0	-49.35	31.56	54	-22.44			65	340	V
1	2.789219	59.66	PK-U	32.7	0	-49.32	43.04			74	-30.96	200	348	H
	2.787514	48.13	ADR	32.7	0	-49.33	31.5	54	-22.5			200	348	H
5	11.656406	55.31	PK-U	39	0	-44.86	49.45			74	-24.55	94	347	V
	11.657245	43.57	ADR	39	0	-44.87	37.7	54	-16.3			94	347	V
3	11.675032	55.66	PK-U	39	0	-44.98	49.68			74	-24.32	46	347	H
	11.67659	43.57	ADR	39	0	-45.02	37.55	54	-16.45			46	347	H
4	15.740661	55.75	PK-U	40.7	0	-44.85	51.6			74	-22.4	278	116	H
	15.743148	44.43	ADR	40.7	0	-44.87	40.26	54	-13.74			278	116	H
6	15.769821	56.09	PK-U	40.8	0	-44.85	52.04			74		127	129	V
	15.770331	44.43	ADR	40.8	0	-44.86	40.37	54	-13.63		-21.96	127	129	V

* - indicates frequency in CFR47 Pt 15 / IC RSS-Restricted Band
PK-U - U-NII: Maximum Peak
ADR - U-NII AD primary method, RMS average

UL VERIFICATION SERVICES
47173 Benicia Street, Fremont, CA 94538; USA TEL:(510) 319-4000 FAX:(510) 661-0888
This report shall not be reproduced except in full, without the written approval of UL VERIFICATION SERVICES

STRADDLE CHANNEL

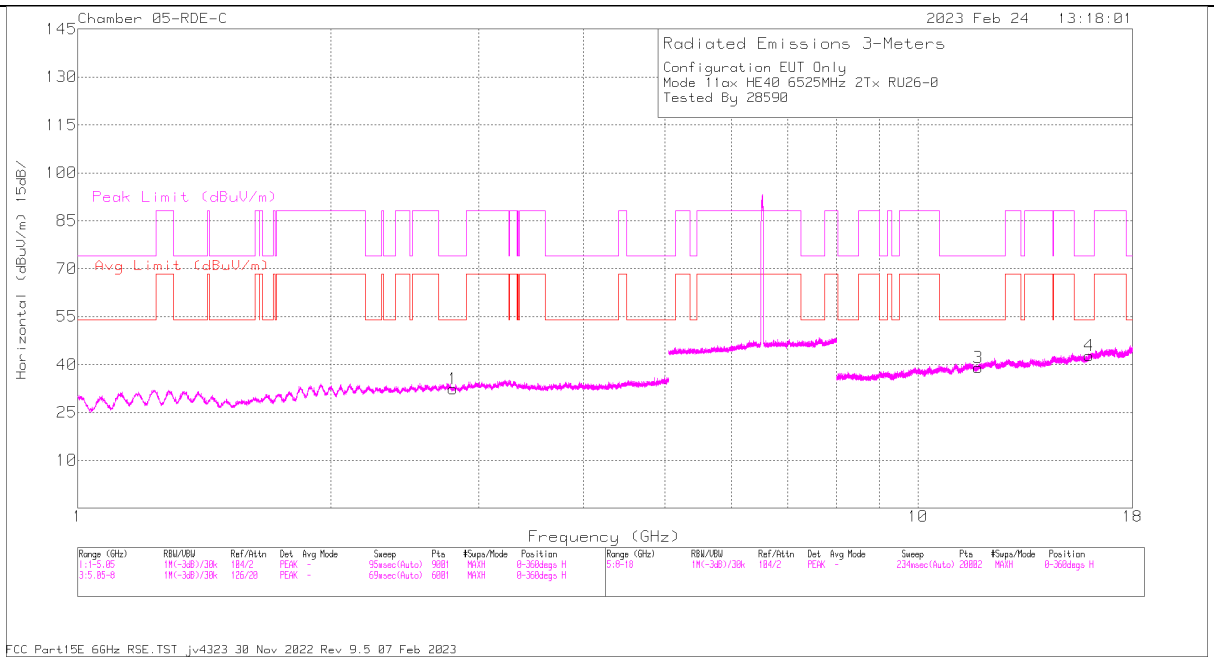

HORIZONTAL

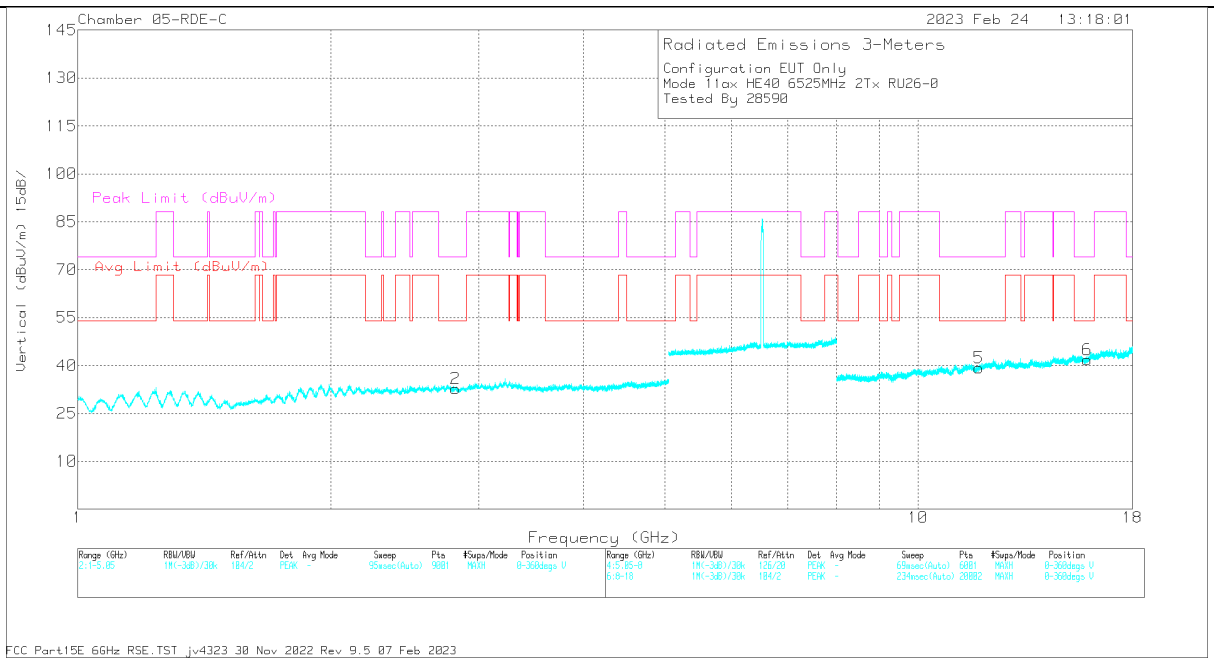

VERTICAL

UL VERIFICATION SERVICES
47173 Benicia Street, Fremont, CA 94538; USA TEL:(510) 319-4000 FAX:(510) 661-0888
This report shall not be reproduced except in full, without the written approval of UL VERIFICATION SERVICES

RADIATED EMISSIONS

Marker	Frequency (GHz)	Meter Reading (dBuV)	Det	80707 ACF (dB)	DCCF (dB)	Gain/Loss (dB)	Corrected Reading (dBuV/m)	Avg Limit (dBuV/m)	Margin (dB)	Peak Limit (dBuV/m)	PK Margin (dB)	Azimuth (Degs)	Height (cm)	Polarity
1	*2.796443	59.37	PK-U	32.8	0	-49.29	42.88			74	-31.12	233	257	H
	*2.798591	47.89	ADR	32.7	0	-49.32	31.27	54	-22.73			233	257	H
2	*2.817605	60.03	PK-U	32.7	0	-49.39	43.34			74	-30.66	212	385	V
	*2.818102	48.62	ADR	32.7	0	-49.39	31.93	54	22.07			212	385	V
3	*11.796342	55.69	PK-U	39.1	0	-45.11	49.68			74	-24.32	125	355	H
	*11.795883	44.2	ADR	39.1	0	-45.11	38.19	54	-15.81			125	355	H
5	*11.81729	55.96	PK-U	39.1	0	-44.94	50.12			74	-23.88	24	315	V
	*11.815305	44.07	ADR	39.1	0	-44.94	38.23	54	-15.77			24	315	V
6	*15.904474	56.48	PK-U	40.9	0	-45.19	52.19			74	-21.81	195	235	V
	*15.906198	45.07	ADR	40.9	0	-45.19	40.78	54	-13.22			195	235	V
4	*15.986082	57.52	PK-U	41	0	-45.11	53.41			74	-20.59	186	240	H
	*15.985333	45.11	ADR	41	0	-45.11	41	54	-13			186	240	H

* - indicates frequency in CFR47 Pt 15 / IC RSS-Restricted Band
PK-U - U-NII: Maximum Peak
ADR - U-NII AD primary method, RMS average

UL VERIFICATION SERVICES
47173 Benicia Street, Fremont, CA 94538; USA TEL:(510) 319-4000 FAX:(510) 661-0888
This report shall not be reproduced except in full, without the written approval of UL VERIFICATION SERVICES

2TX Antenna 6 + Antenna 5 OFDMA MODE: SU Mode

HARMONICS AND SPURIOUS EMISSIONS

LOW CHANNEL

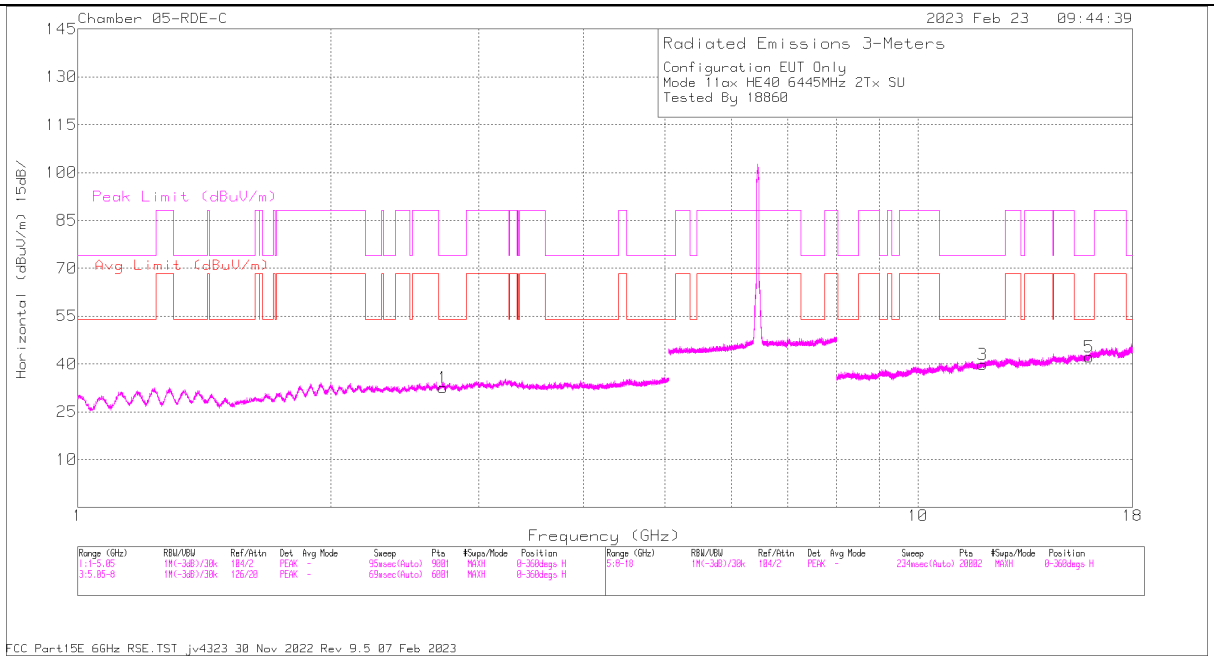

HORIZONTAL

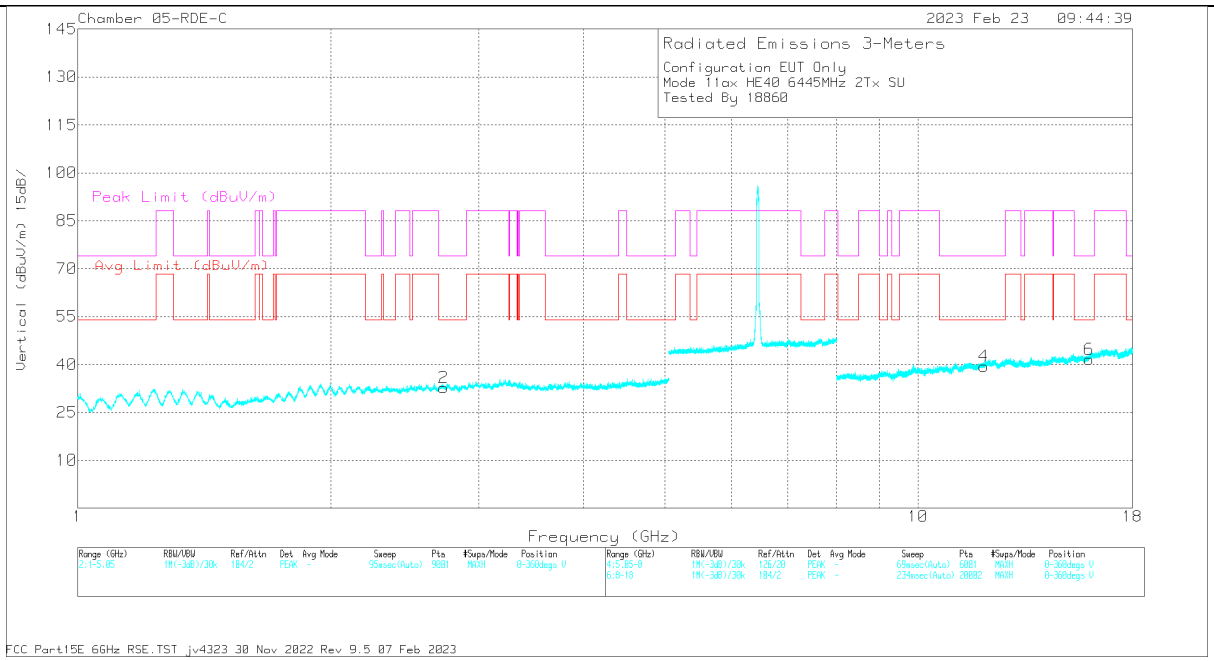

VERTICAL

UL VERIFICATION SERVICES
47173 Benicia Street, Fremont, CA 94538; USA TEL:(510) 319-4000 FAX:(510) 661-0888
This report shall not be reproduced except in full, without the written approval of UL VERIFICATION SERVICES

RADIATED EMISSIONS

Marker	Frequency (GHz)	Meter Reading (dBuV)	Det	80707 ACF (dB)	DCCF (dB)	Gain/Loss (dB)	Corrected Reading (dBuV/m)	Avg Limit (dBuV/m)	Margin (dB)	Peak Limit (dBuV/m)	PK Margin (dB)	Azimuth (Degs)	Height (cm)	Polarity
1	*2.722177	60.93	PK-U	32.7	0	-49.85	43.78			74	-30.22	20	181	H
	*2.719595	49.29	ADR	32.7	0	-49.89	32.1	54	-21.9			20	181	H
2	*2.724513	60.45	PK-U	32.7	0	-49.81	43.34			74	-30.66	222	237	V
	*2.724847	49.21	ADR	32.7	0	-49.8	32.11	54	-21.89			222	237	V
3	*11.938981	56.31	PK-U	39.3	0	-45.07	50.54			74	-23.46	111	354	H
	*11.937638	44.2	ADR	39.3	0	-45.06	38.44	54	-15.56			111	354	H
4	*11.978472	56.27	PK-U	39.3	0	-45.27	50.3			74	-23.7	153	193	V
	*11.98112	44.53	ADR	39.3	0	-45.26	38.57	54	-15.43			153	193	V
6	*15.978595	56.89	PK-U	40.9	0	-45.1	52.69			74	-21.31	233	121	V
	*15.98127	45.13	ADR	41	0	-45.1	41.03	54	-12.97			233	121	V
5	*15.98752	56.26	PK-U	41	0	-45.11	52.15			74	-21.85	171	134	H
	*15.988306	45.15	ADR	41	0	-45.11	41.04	54	-12.96			171	134	H

* - indicates frequency in CFR47 Pt 15 / IC RSS-Restricted Band
PK-U - U-NII: Maximum Peak
ADR - U-NII AD primary method, RMS average

UL VERIFICATION SERVICES
47173 Benicia Street, Fremont, CA 94538; USA TEL:(510) 319-4000 FAX:(510) 661-0888
This report shall not be reproduced except in full, without the written approval of UL VERIFICATION SERVICES

HIGH CHANNEL

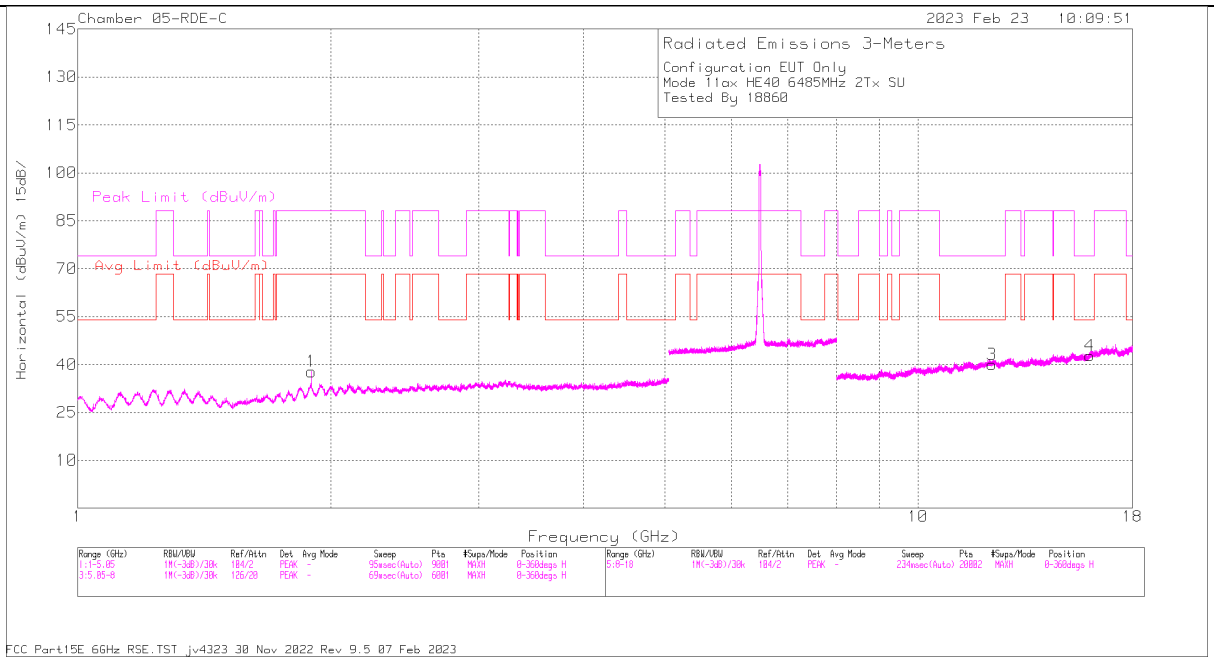

HORIZONTAL

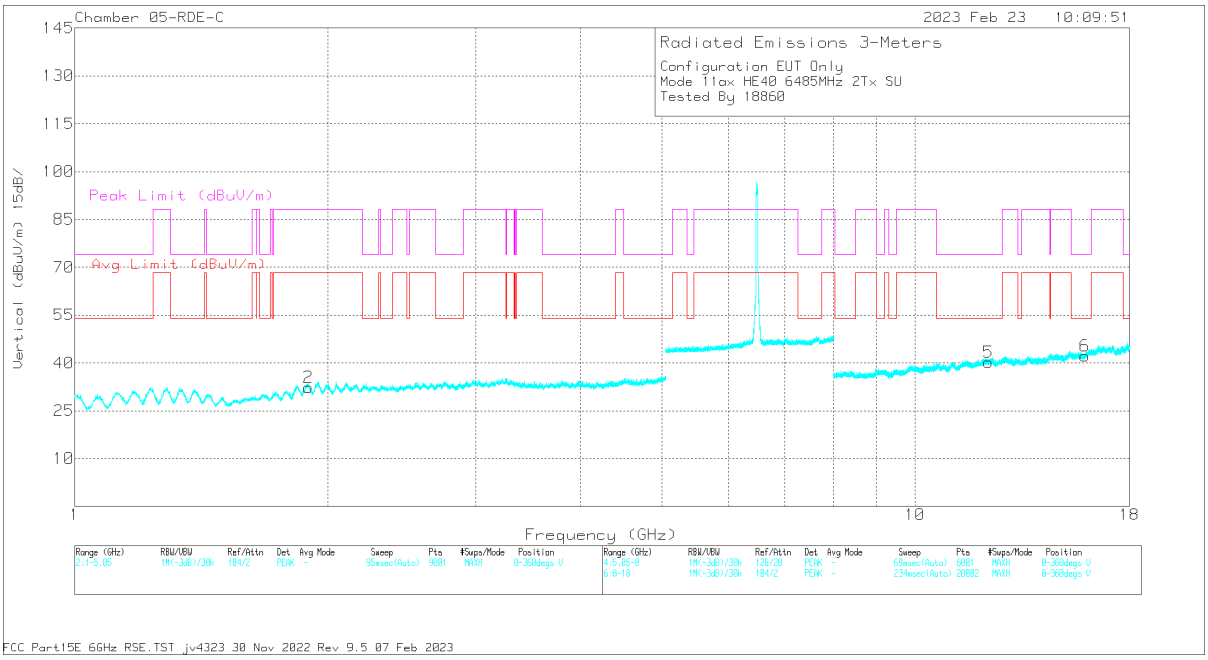

VERTICAL

UL VERIFICATION SERVICES
47173 Benicia Street, Fremont, CA 94538; USA TEL:(510) 319-4000 FAX:(510) 661-0888
This report shall not be reproduced except in full, without the written approval of UL VERIFICATION SERVICES

RADIATED EMISSIONS

Marker	Frequency (GHz)	Meter Reading (dBuV)	Det	80707 ACF (dB)	DCCF (dB)	Gain/Loss (dB)	Corrected Reading (dBuV/m)	Avg Limit (dBuV/m)	Margin (dB)	Peak Limit (dBuV/m)	PK Margin (dB)	Azimuth (Degs)	Height (cm)	Polarity
1	1.89395	62.86	PK-U	31.3	0	-50.41	43.75	-	-	88.2	-44.45	297	316	H
	1.89271	51	ADR	31.3	0	-50.43	31.87	68.2	-36.33	-	-	297	316	H
2	1.89644	62.11	PK-U	31.3	0	-50.34	43.07	-	-	88.2	-45.13	277	235	V
	1.894584	50.67	ADR	31.3	0	-50.39	31.58	68.2	-36.62	-	-	277	235	V
5	12.235249	56.59	PK-U	39.4	0	-45.22	50.77			74	-23.23	180	182	V
	12.238178	44.79	ADR	39.4	0	-45.18	39.01	54	-14.99			180	182	V
3	12.25306	56.4	PK-U	39.4	0	-44.98	50.82			74	-23.18	251	295	H
	12.255107	44.88	ADR	39.4	0	-44.95	39.33	54	-14.67			251	295	H
6	15.933338	57.24	PK-U	40.9	0	-45.12	53.02			74	-20.98	357	383	V
	15.935122	45.46	ADR	40.9	0	-45.09	41.27	54	-12.73			357	383	V
4	16.020667	56.55	PK-U	41	0	-45.1	52.45			74	-21.55	212	144	H
	16.021535	44.65	ADR	41	0	-45.1	40.55	54	-13.45			212	144	H

* - indicates frequency in CFR47 Pt 15 / IC RSS-Restricted Band
PK-U - U-NII: Maximum Peak
ADR - U-NII AD primary method, RMS average

UL VERIFICATION SERVICES
47173 Benicia Street, Fremont, CA 94538; USA TEL:(510) 319-4000 FAX:(510) 661-0888
This report shall not be reproduced except in full, without the written approval of UL VERIFICATION SERVICES

STRADDLE CHANNEL

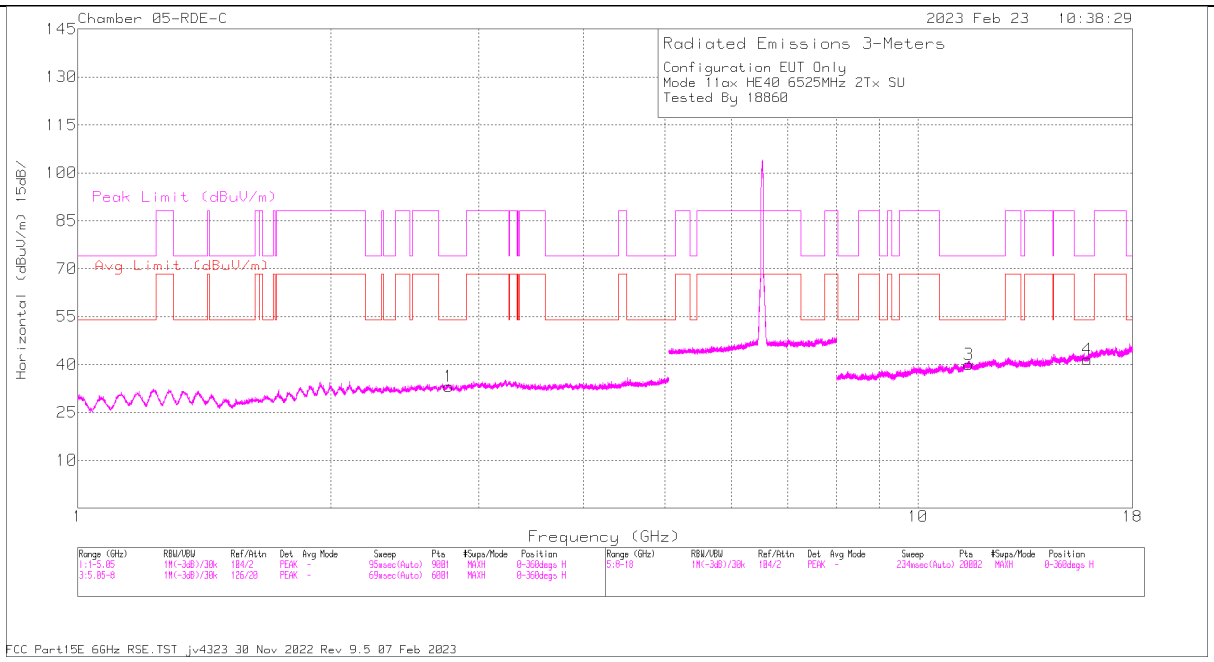

HORIZONTAL

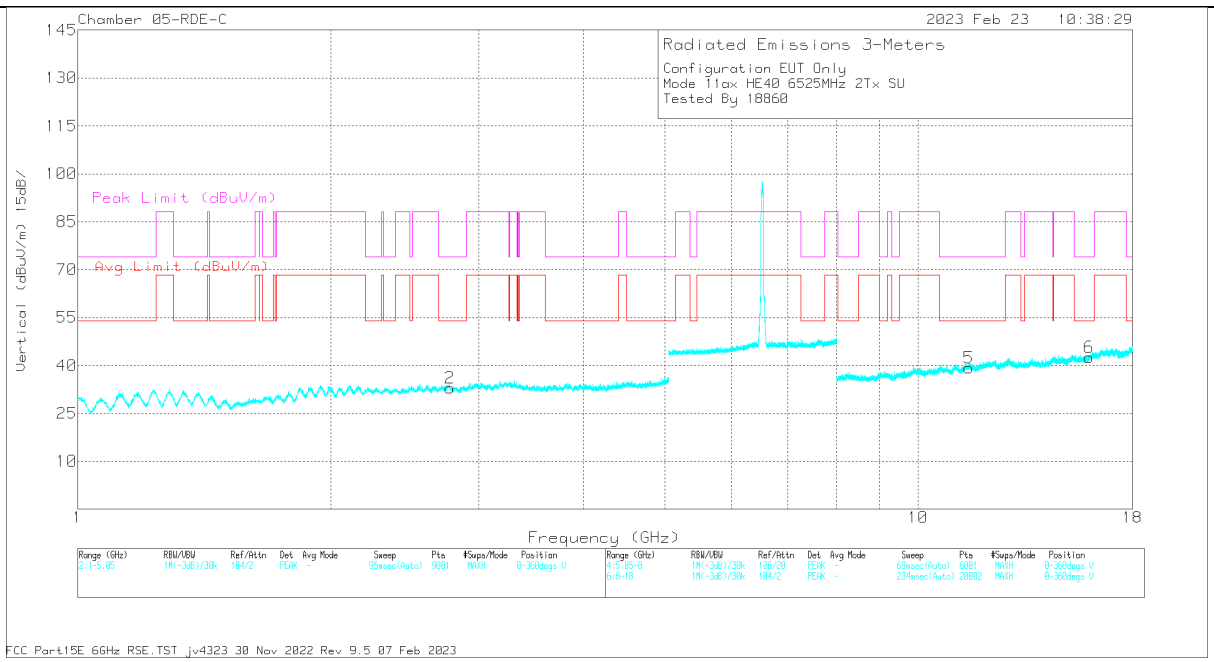

VERTICAL

UL VERIFICATION SERVICES
47173 Benicia Street, Fremont, CA 94538; USA TEL:(510) 319-4000 FAX:(510) 661-0888
This report shall not be reproduced except in full, without the written approval of UL VERIFICATION SERVICES

RADIATED EMISSIONS

Marker	Frequency (GHz)	Meter Reading (dBuV)	Det	80707 ACF (dB)	DCCF (dB)	Gain/Loss (dB)	Corrected Reading (dBuV/m)	Avg Limit (dBuV/m)	Margin (dB)	Peak Limit (dBuV/m)	PK Margin (dB)	Azimuth (Degs)	Height (cm)	Polarity
1	*2.763865	60.45	PK-U	32.7	0	-49.47	43.68			74	-30.32	106	129	H
	*2.764773	49.03	ADR	32.7	0	-49.48	32.25	54	-21.75			106	129	H
2	*2.77394	60.1	PK-U	32.6	0	-49.48	43.22			74	-30.78	39	284	V
	*2.771812	48.84	ADR	32.6	0	-49.5	31.94	54	-22.06			39	284	V
5	*11.495753	56.03	PK-U	38.7	0	-44.83	49.9			74	-24.1	274	124	V
	*11.498183	44.67	ADR	38.7	0	-44.78	38.59	54	-15.41			274	124	V
3	*11.496744	56.64	PK-U	38.7	0	-44.81	50.53			74	-23.47	69	199	H
	*11.498669	44.48	ADR	38.7	0	-44.77	38.41	54	-15.59			69	199	H
4	*15.905477	56.62	PK-U	40.9	0	-45.2	52.32			74	-21.68	51	179	H
	*15.906123	45.03	ADR	40.9	0	-45.19	40.74	54	-13.26			51	179	H
6	*15.986315	57	PK-U	41	0	-45.11	52.89			74	-21.11	199	112	V
	*15.987096	45.12	ADR	41	0	-45.11	41.01	54	-12.99			199	112	V

* - indicates frequency in CFR47 Pt 15 / IC RSS-Restricted Band
PK-U - U-NII: Maximum Peak
ADR - U-NII AD primary method, RMS average

UL VERIFICATION SERVICES
47173 Benicia Street, Fremont, CA 94538; USA TEL:(510) 319-4000 FAX:(510) 661-0888
This report shall not be reproduced except in full, without the written approval of UL VERIFICATION SERVICES

1.1.7. TX ABOVE 1 GHz 802.11ax HE80 MODE IN THE UNII-6 BAND

2TX Antenna 6 + Antenna 5 OFDMA MODE: 26-Tones, RU Index 0

HARMONIC AND SPURIOUS EMISSIONS

MID CHANNEL

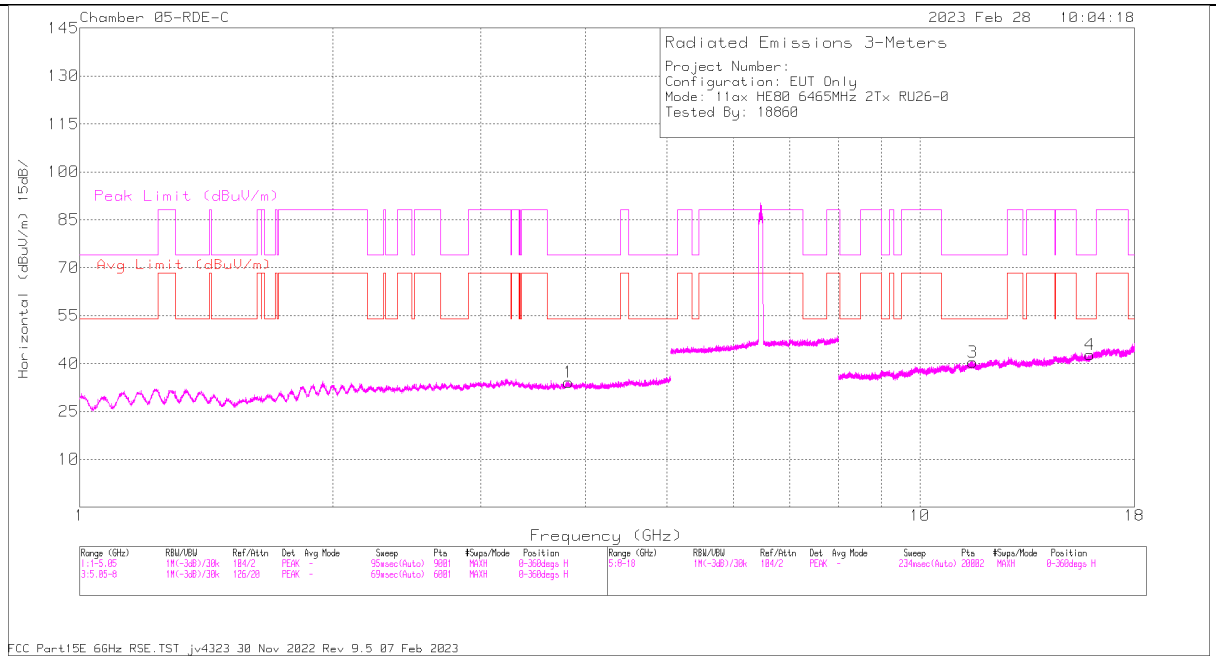

HORIZONTAL

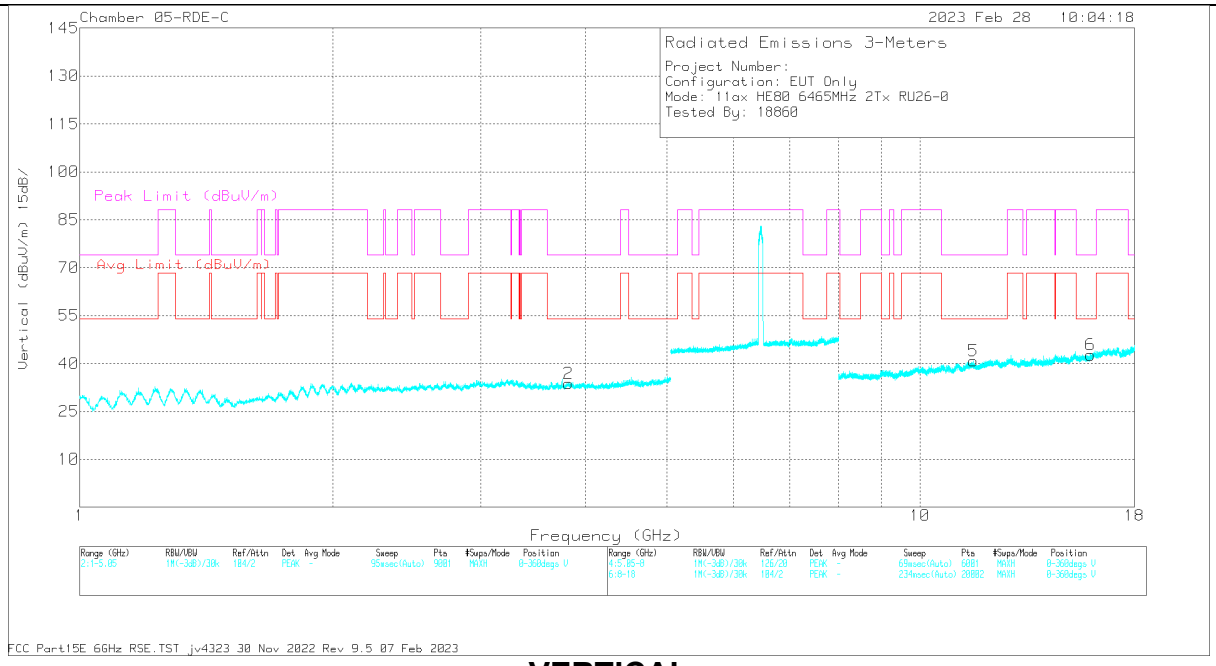

VERTICAL

UL VERIFICATION SERVICES
47173 Benicia Street, Fremont, CA 94538; USA TEL:(510) 319-4000 FAX:(510) 661-0888
This report shall not be reproduced except in full, without the written approval of UL VERIFICATION SERVICES

RADIATED EMISSIONS

Marker	Frequency (GHz)	Meter Reading (dBuV)	Det	80707 ACF (dB)	DCCF (dB)	Gain/Loss (dB)	Corrected Reading (dBuV/m)	Avg Limit (dBuV/m)	Margin (dB)	Peak Limit (dBuV/m)	PK Margin (dB)	Azimuth (Degs)	Height (cm)	Polarity
2	*3.819041	59.17	PK-U	33.4	0	-47.67	44.9			74	-29.1	102	134	V
	*3.816608	46.6	ADR	33.4	0	-47.68	32.32	54	-21.68			102	134	V
1	*3.818581	58.18	PK-U	33.4	0	-47.67	43.91			74	-30.09	36	313	H
	*3.816839	46.58	ADR	33.4	0	-47.68	32.3	54	-21.7			36	313	H
3	*11.548667	55.6	PK-U	38.8	0	-44.6	49.8			74	-24.2	190	213	H
	*11.548263	44.44	ADR	38.8	0	-44.6	38.64	54	-15.36			190	213	H
5	*11.568704	55.92	PK-U	38.8	0	-44.61	50.11			74	-23.89	293	317	V
	*11.569636	44.18	ADR	38.8	0	-44.6	38.38	54	-15.62			293	317	V
4	*15.935146	56.09	PK-U	40.9	0	-45.09	51.9			74	-22.1	164	104	H
	*15.934288	44.79	ADR	40.9	0	-45.1	40.59	54	-13.41			164	104	H
6	*15.967002	56.01	PK-U	40.9	0	-45.06	51.85			74	-22.15	220	118	V
	*15.964927	44.37	ADR	40.9	0	-45.05	40.22	54	-13.78			220	118	V

* - indicates frequency in CFR47 Pt 15 / IC RSS-Restricted Band
PK-U - U-NII: Maximum Peak
ADR - U-NII AD primary method, RMS average

UL VERIFICATION SERVICES
47173 Benicia Street, Fremont, CA 94538; USA TEL:(510) 319-4000 FAX:(510) 661-0888
This report shall not be reproduced except in full, without the written approval of UL VERIFICATION SERVICES

2TX Antenna 6 + Antenna 5 OFDMA MODE: SU Mode

HARMONIC AND SPURIOUS EMISSIONS

MID CHANNEL

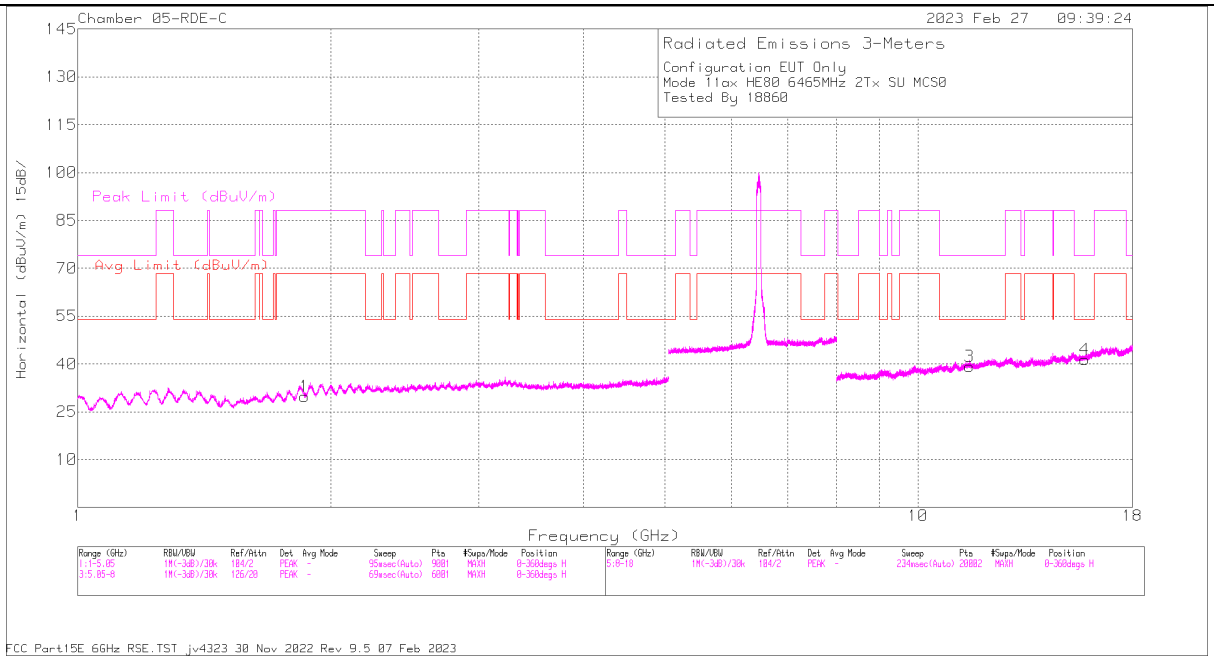

HORIZONTAL

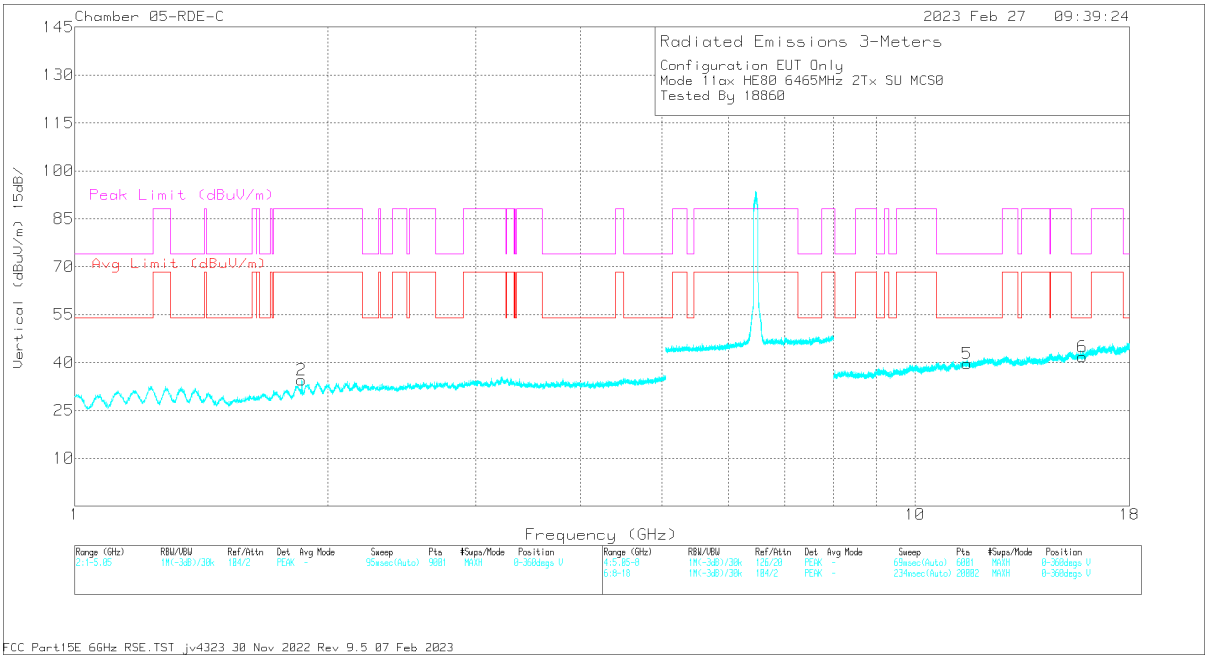

VERTICAL

UL VERIFICATION SERVICES
47173 Benicia Street, Fremont, CA 94538; USA TEL:(510) 319-4000 FAX:(510) 661-0888
This report shall not be reproduced except in full, without the written approval of UL VERIFICATION SERVICES

RADIATED EMISSIONS

Marker	Frequency (GHz)	Meter Reading (dBuV)	Det	80707 ACF (dB)	DCCF (dB)	Gain/Loss (dB)	Corrected Reading (dBuV/m)	Avg Limit (dBuV/m)	Margin (dB)	Peak Limit (dBuV/m)	PK Margin (dB)	Azimuth (Degs)	Height (cm)	Polarity
2	1.862604	61.12	PK-U	31.1	0	-50.54	41.68	-	-	88.2	-46.52	28	294	V
	1.861962	48.6	ADR	31.1	0	-50.53	29.17	68.2	-39.03	-	-	28	294	V
1	1.862759	60.44	PK-U	31.1	0	-50.54	41	-	-	88.2	-47.2	192	181	H
	1.862259	48.59	ADR	31.1	0	-50.53	29.16	68.2	-39.04	-	-	192	181	H
3	*11.518513	56.25	PK-U	38.8	0	-44.64	50.41			74	-23.59	155	374	H
	*11.517802	44.59	ADR	38.8	0	-44.64	38.75	54	-15.25			155	374	H
5	*11.533875	55.96	PK-U	38.8	0	-44.6	50.16			74	-23.84	36	125	V
	*11.534419	44.27	ADR	38.8	0	-44.6	38.47	54	-15.53			36	125	V
4	*15.791794	56.45	PK-U	40.8	0	-44.93	52.32			74	-21.68	76	333	H
	*15.793492	45.03	ADR	40.8	0	-44.94	40.89	54	-13.11			76	333	H
6	*15.813626	56.56	PK-U	40.8	0	-45.09	52.27			74	-21.73	260	298	V
	*15.815228	45.19	ADR	40.8	0	-45.1	40.89	54	-13.11			260	298	V

* - indicates frequency in CFR47 Pt 15 / IC RSS-Restricted Band
PK-U - U-NII: Maximum Peak
ADR - U-NII AD primary method, RMS average

UL VERIFICATION SERVICES
47173 Benicia Street, Fremont, CA 94538; USA TEL:(510) 319-4000 FAX:(510) 661-0888
This report shall not be reproduced except in full, without the written approval of UL VERIFICATION SERVICES

1.1.8. TX ABOVE 1 GHz 802.11ax HE160 MODE IN THE UNII-6 BAND

2TX Antenna 6 + Antenna 5 OFDMA MODE: 26-Tones, RU Index 0

HARMONIC AND SPURIOUS EMISSIONS

STRADDLE CHANNEL

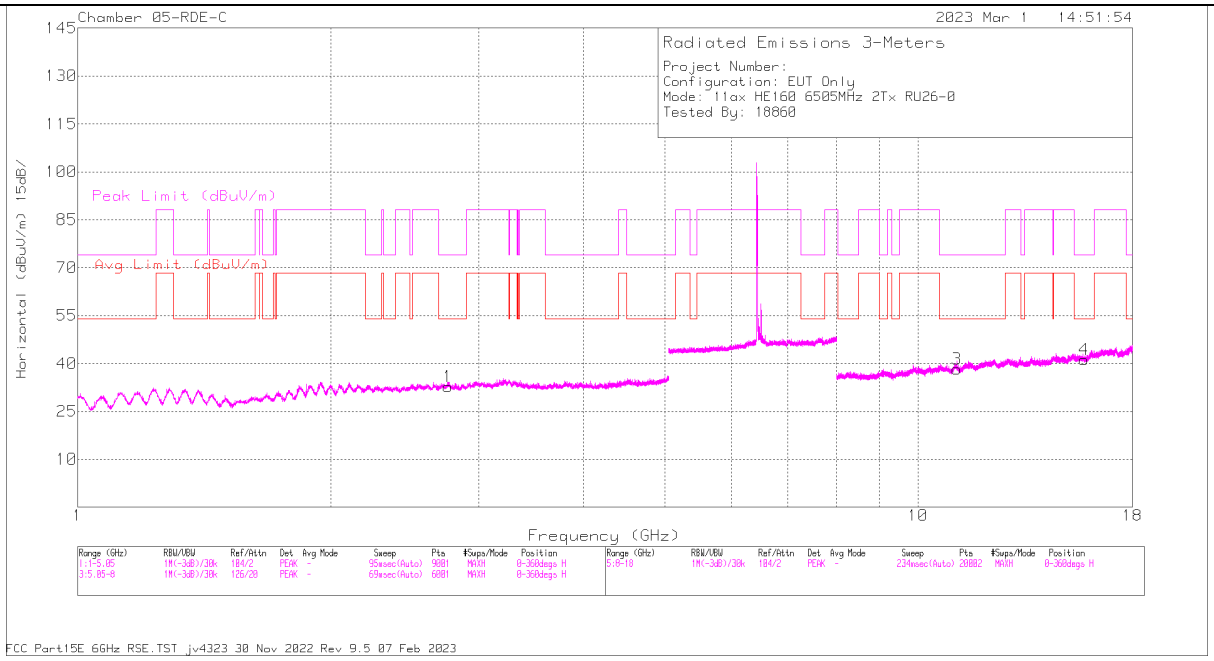

HORIZONTAL

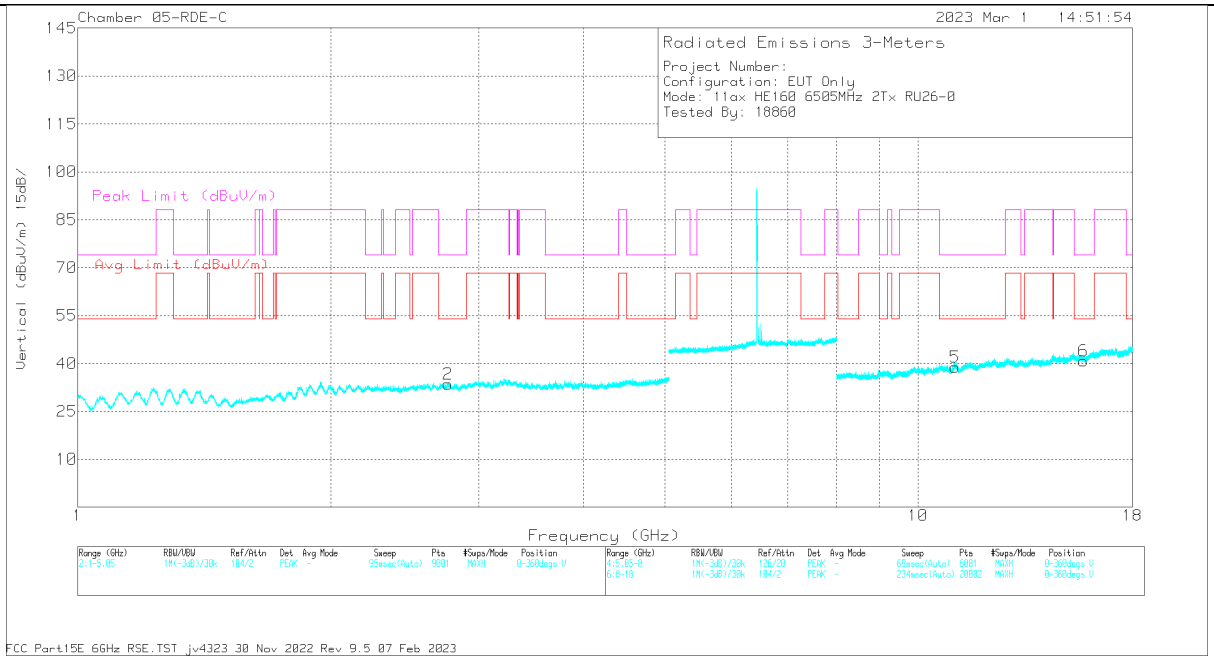

VERTICAL

UL VERIFICATION SERVICES
47173 Benicia Street, Fremont, CA 94538; USA TEL:(510) 319-4000 FAX:(510) 661-0888
This report shall not be reproduced except in full, without the written approval of UL VERIFICATION SERVICES

RADIATED EMISSIONS

Marker	Frequency (GHz)	Meter Reading (dBuV)	Det	80707 ACF (dB)	Gain/Loss (dB)	Corrected Reading (dBuV/m)	Avg Limit (dBuV/m)	Margin (dB)	Peak Limit (dBuV/m)	PK Margin (dB)	Azimuth (Degs)	Height (cm)	Polarity
1	*2.758662	60.51	PK-U	32.7	-49.46	43.75			74	-30.25	42	190	H
	*2.756563	49.03	ADR	32.7	-49.46	32.27	54	-21.73			42	190	H
2	*2.759889	61.1	PK-U	32.6	-49.46	44.24			74	-29.76	68	227	V
	*2.760936	48.88	ADR	32.6	-49.46	32.02	54	-21.98			68	227	V
5	*11.070416	56.86	PK-U	38	-44.59	50.27			74	-23.73	100	307	V
	*11.069763	44.66	ADR	38	-44.59	38.07	54	-15.93			100	307	V
3	*11.12586	55.53	PK-U	38.2	-44.24	49.49			74	-24.51	176	286	H
	*11.127543	43.94	ADR	38.2	-44.25	37.89	54	-16.11			176	286	H
6	*15.742148	56.09	PK-U	40.7	-44.87	51.92			74	-22.08	221	112	V
	*15.741783	44.7	ADR	40.7	-44.87	40.53	54	-13.47			221	112	V
4	*15.769296	56.41	PK-U	40.8	-44.85	52.36			74	-21.64	180	264	H
	*15.770895	45.07	ADR	40.8	-44.87	41	54	-13			180	264	H

* - indicates frequency in CFR47 Pt 15 / IC RSS-Restricted Band
PK-U - U-NII: Maximum Peak
ADR - U-NII AD primary method, RMS average

UL VERIFICATION SERVICES
47173 Benicia Street, Fremont, CA 94538; USA TEL:(510) 319-4000 FAX:(510) 661-0888
This report shall not be reproduced except in full, without the written approval of UL VERIFICATION SERVICES

2TX Antenna 6 + Antenna 5 OFDMA MODE: SU Mode

HARMONICS AND SPURIOUS EMISSIONS

STRADDLE CHANNEL

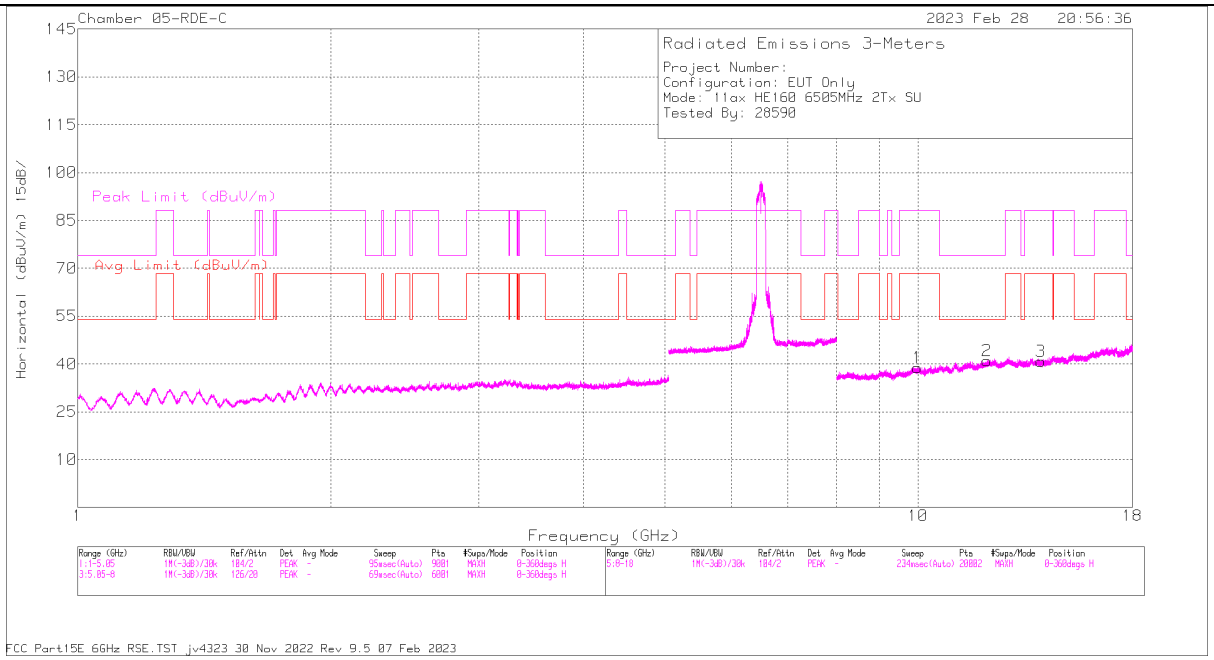

HORIZONTAL

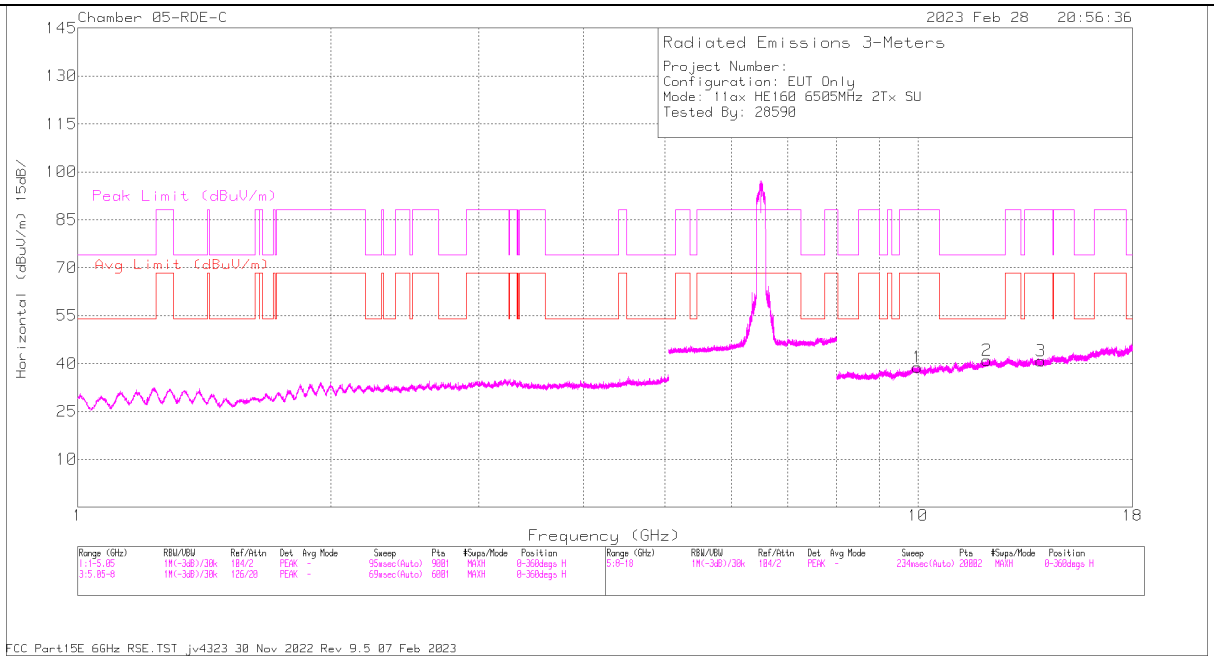

VERTICAL

UL VERIFICATION SERVICES
47173 Benicia Street, Fremont, CA 94538; USA TEL:(510) 319-4000 FAX:(510) 661-0888
This report shall not be reproduced except in full, without the written approval of UL VERIFICATION SERVICES

RADIATED EMISSIONS

Marker	Frequency (GHz)	Meter Reading (dBuV)	Det	80707 ACF (dB)	DCCF (dB)	Gain/Loss (dB)	Corrected Reading (dBuV/m)	Avg Limit (dBuV/m)	Margin (dB)	Peak Limit (dBuV/m)	PK Margin (dB)	Azimuth (Degs)	Height (cm)	Polarity
2	* 12.082998	56.58	PK-U	39.4	0	-45.01	50.97	-	-	74	-23.03	360	101	H
	* 12.08562	44.35	ADR	39.4	.09	-45.03	38.81	54	-15.19	-	-	360	101	H
5	* 12.092827	56.09	PK-U	39.4	0	-45.05	50.44	-	-	74	-23.56	360	101	V
	* 12.093748	44.32	ADR	39.4	.09	-45.05	38.76	54	-15.24	-	-	360	101	V
1	9.988265	47.17	ADR	37.4	.09	-47.84	36.82	68.2	-31.38	-	-	360	101	H
	9.988589	59.18	PK-U	37.4	0	-47.85	48.73	-	-	88.2	-39.47	360	101	H
4	9.98864	47.1	ADR	37.4	.09	-47.85	36.74	68.2	-31.46	-	-	360	199	V
	9.989874	58.81	PK-U	37.4	0	-47.87	48.34	-	-	88.2	-39.86	360	199	V
3	14.015395	45.29	ADR	39.5	.09	-45.82	39.06	68.2	-29.14	-	-	360	199	H
	14.017565	56.82	PK-U	39.5	0	-45.78	50.54	-	-	88.2	-37.66	360	199	H
6	14.024138	57.19	PK-U	39.5	0	-45.68	51.01	-	-	88.2	-37.19	360	198	V
	14.026553	45.31	ADR	39.5	.09	-45.67	39.23	68.2	-28.97	-	-	360	198	V

* - indicates frequency in CFR47 Pt 15 / IC RSS-Restricted Band
PK-U - U-NII: Maximum Peak
ADR - U-NII AD primary method, RMS average

UL VERIFICATION SERVICES
47173 Benicia Street, Fremont, CA 94538; USA TEL:(510) 319-4000 FAX:(510) 661-0888
This report shall not be reproduced except in full, without the written approval of UL VERIFICATION SERVICES

1.1.9. TX ABOVE 1 GHz 802.11ax HE20 MODE IN THE UNII-7 BAND

2TX Antenna 6 + Antenna 5 OFDMA MODE: 26-Tones, RU Index 0

HARMONIC AND SPURIOUS EMISSIONS

LOW CHANNEL

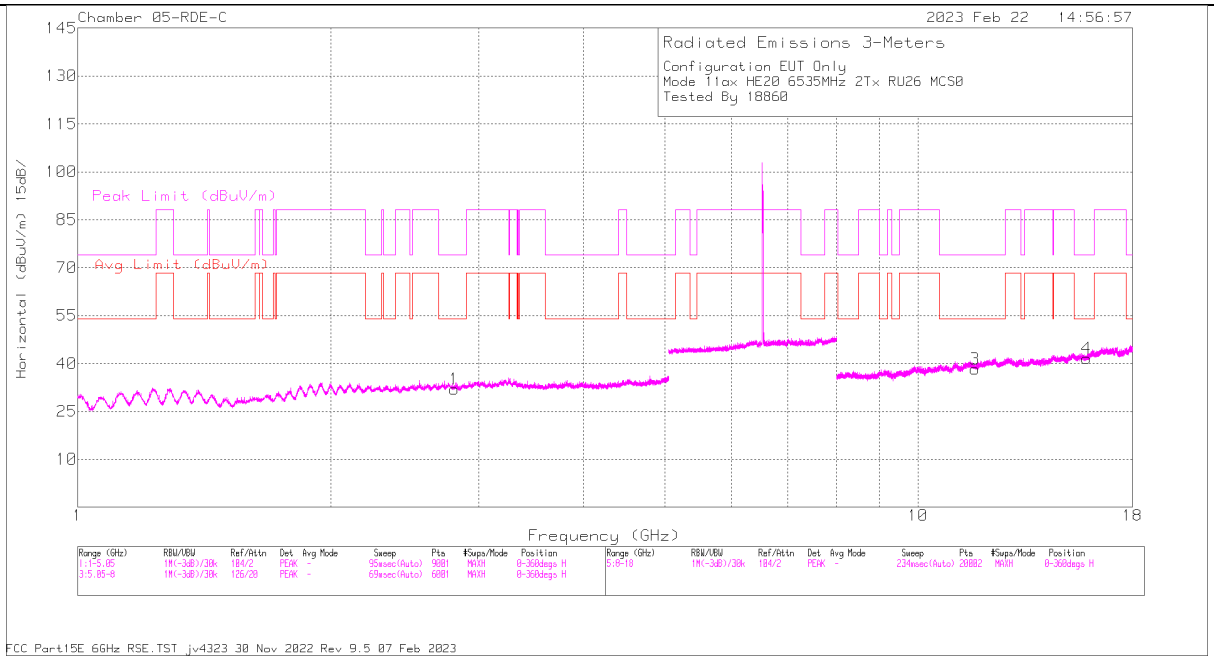

HORIZONTAL

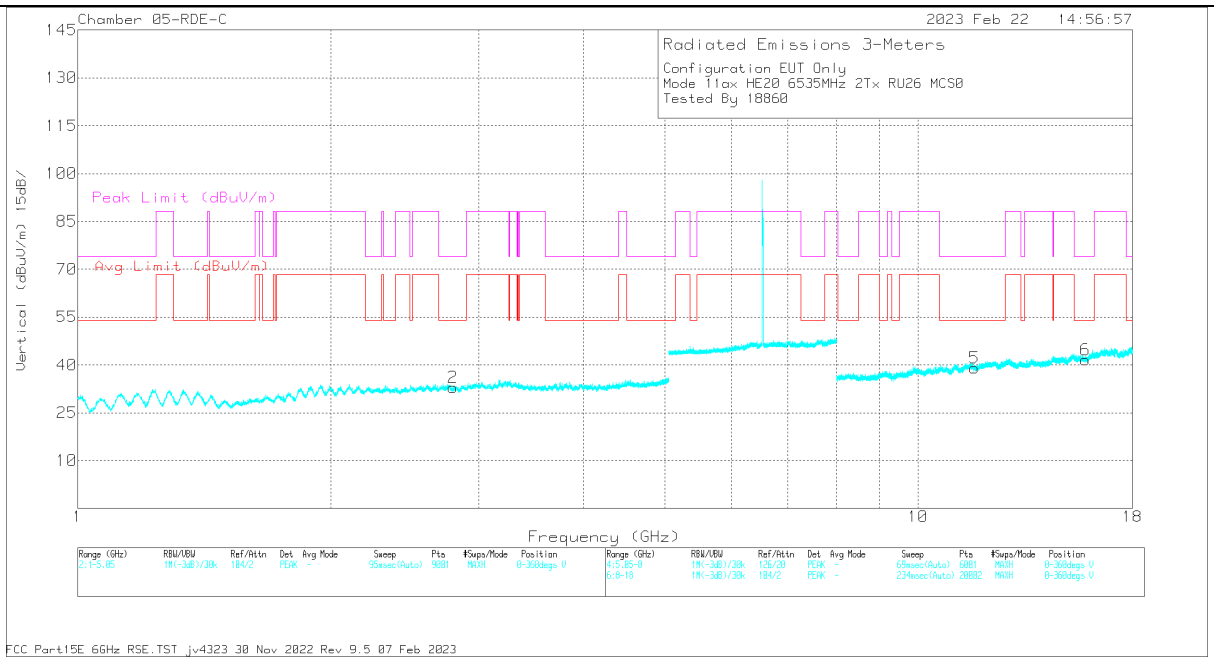

VERTICAL

UL VERIFICATION SERVICES
47173 Benicia Street, Fremont, CA 94538; USA TEL:(510) 319-4000 FAX:(510) 661-0888
This report shall not be reproduced except in full, without the written approval of UL VERIFICATION SERVICES

RADIATED EMISSIONS

Marker	Frequency (GHz)	Meter Reading (dBuV)	Det	80707 ACF (dB)	DCCF (dB)	Gain/Loss (dB)	Corrected Reading (dBuV/m)	Avg Limit (dBuV/m)	Margin (dB)	Peak Limit (dBuV/m)	PK Margin (dB)	Azimuth (Degs)	Height (cm)	Polarity
2	*2.798466	59.42	PK-U	32.7	0	-49.31	42.81			74	-31.19	360	101	V
	*2.796279	47.91	ADR	32.8	0	-49.29	31.42	54	-22.58			360	101	V
1	*2.805034	59.71	PK-U	32.7	0	-49.33	43.08			74	-30.92	360	101	H
	*2.808025	48.09	ADR	32.7	0	-49.33	31.46	54	-22.54			360	101	H
5	*11.675497	55.5	PK-U	39	0	-44.99	49.51			74	-24.49	360	198	V
	*11.676705	43.47	ADR	39	0	-45.02	37.45	54	-16.55			360	198	V
3	*11.695861	55.28	PK-U	39	0	-45.23	49.05			74	-24.95	360	101	H
	*11.694308	43.51	ADR	38.9	0	-45.22	37.19	54	-16.81			360	101	H
6	*15.824171	56.57	PK-U	40.8	0	-45.07	52.3			74	-21.7	360	198	V
	*15.823318	45.07	ADR	40.8	0	-45.08	40.79	54	-13.21			360	198	V
4	*15.878203	56.39	PK-U	40.8	0	-45.2	51.99			74	-22.01	360	101	H
	*15.876795	45.11	ADR	40.8	0	-45.2	40.71	54	-13.29			360	101	H

* - indicates frequency in CFR47 Pt 15 / IC RSS-Restricted Band
PK-U - U-NII: Maximum Peak
ADR - U-NII AD primary method, RMS average

UL VERIFICATION SERVICES
47173 Benicia Street, Fremont, CA 94538; USA TEL:(510) 319-4000 FAX:(510) 661-0888
This report shall not be reproduced except in full, without the written approval of UL VERIFICATION SERVICES