TEST REPORT

Report Number: 14523740-E1V3

Applicant : APPLE, INC.
1 APPLE PARK WAY
CUPERTINO, CA 95014, U.S.A

Model : A2848

Brand : APPLE

FCC ID : BCG-E8435A

IC : 579C-E8435A

EUT Description : SMART PHONE

Test Standard(s) : FCC 47 CFR PART 15 SUBPART C
ISED RSS-247 ISSUE 2
ISED RSS-GEN ISSUE 5 + A1 + A2

Date Of Issue:
July 26, 2023

Prepared by:
UL Verification Services Inc.
47173 Benicia Street
Fremont, CA 94538 U.S.A.
TEL: (510) 319-4000
FAX: (510) 661-0888

ACCREDITED
CERT #0751.05

REPORT REVISION HISTORY

Rev.	Issue Date	Revisions	Revised By
V1	7/13/2023	Initial Issue	Chin Pang
V2	7/24/2023	Address TCB's questions	Chin Pang
V3	7/26/2003	Address page 4,10, 55, 87, 112, high power & low power BE	Chin Pang

UL VERIFICATION SERVICES INC.
47173 Benicia Street, Fremont, CA 94538; USA TEL:(510) 319-4000 FAX:(510) 661-0888
This report shall not be reproduced except in full, without the written approval of UL Verification Services Inc.

TABLE OF CONTENTS

1. ATTESTATION OF TEST RESULTS 6

2. TEST SUMMARY 8

3. TEST METHODOLOGY 8

4. FACILITIES AND ACCREDITATION 9

5. DECISION RULES AND MEASUREMENT UNCERTAINTY 9

5.1. METROLOGICAL TRACEABILITY 9

5.2. DECISION RULES 9

5.3. MEASUREMENT UNCERTAINTY 10

6. EQUIPMENT UNDER TEST 11

6.1. EUT DESCRIPTION 11

6.2. MAXIMUM OUTPUT POWER 11

6.3. DESCRIPTION OF AVAILABLE ANTENNAS 11

6.4. SOFTWARE AND FIRMWARE 12

6.5. WORST-CASE CONFIGURATION AND MODE 12

6.6. DESCRIPTION OF TEST SETUP 13

7. TEST AND MEASUREMENT EQUIPMENT 17

8. MEASUREMENT METHODS 19

9. ANTENNA PORT TEST RESULTS 20

9.1. ON TIME AND DUTY CYCLE 20

9.2. 20 dB AND 99% BANDWIDTH 22

9.2.1. HIGH POWER BASIC DATA RATE GFSK MODULATION 23
9.2.2. HIGH POWER BASIC DATA RATE TXBF GFSK MODULATION 24
9.2.3. HIGH POWER ENHANCED DATA RATE 8PSK MODULATION 25
9.2.4. HIGH POWER ENHANCED DATA RATE TXBF 8PSK MODULATION 26

9.3. HOPPING FREQUENCY SEPARATION 27

9.3.1. HIGH POWER BASIC DATA RATE GFSK MODULATION 28

9.4. NUMBER OF HOPPING CHANNELS 29

9.4.1. HIGH POWER BASIC DATA RATE GFSK MODULATION 30

9.5. AVERAGE TIME OF OCCUPANCY 32

9.5.1. HIGH POWER BASIC DATA RATE GFSK MODULATION 33

9.6. OUTPUT POWER 37

9.6.1. HIGH POWER BASIC DATA RATE GFSK MODULATION 39
9.6.2. HIGH POWER BASIC DATA RATE TXBF GFSK MODULATION 39
9.6.3. HIGH POWER ENHANCED DATA RATE QPSK MODULATION 40
9.6.4. HIGH POWER ENHANCED DATA RATE TXBF QPSK MODULATION 40

UL VERIFICATION SERVICES INC.
47173 Benicia Street, Fremont, CA 94538; USA TEL:(510) 319-4000 FAX:(510) 661-0888
This report shall not be reproduced except in full, without the written approval of UL Verification Services Inc.

9.6.5. HIGH POWER ENHANCED DATA RATE 8PSK MODULATION 41
9.6.6. HIGH POWER ENHANCED DATA RATE TXBF 8PSK MODULATION 41
9.6.7. LOW POWER BASIC DATA RATE GFSK MODULATION.....42
9.6.8. LOW POWER BASIC DATA RATE TXBF GFSK MODULATION.....42
9.6.9. LOW POWER ENHANCED DATA RATE QPSK MODULATION 43
9.6.10. LOW POWER ENHANCED DATA RATE TXBF QPSK MODULATION.....43
9.6.11. LOW POWER ENHANCED DATA RATE 8PSK MODULATION 44
9.6.12. LOW POWER ENHANCED DATA RATE TXBF 8PSK MODULATION 44

9.7. AVERAGE POWER.....45
9.7.1. HIGH POWER BASIC DATA RATE GFSK MODULATION.....46
9.7.2. HIGH POWER BASIC DATA RATE TXBF GFSK MODULATION.....46
9.7.3. HIGH POWER ENHANCED DATA RATE QPSK MODULATION 47
9.7.4. HIGH POWER BASIC DATA RATE TXBF QPSK MODULATION.....47
9.7.5. HIGH POWER ENHANCED DATA RATE 8PSK MODULATION 48
9.7.6. HIGH POWER BASIC DATA RATE TXBF 8PSK MODULATION 48
9.7.7. LOW POWER BASIC DATA RATE GFSK MODULATION.....49
9.7.8. LOW POWER BASIC DATA RATE TXBF GFSK MODULATION.....49
9.7.9. LOW POWER ENHANCED DATA RATE QPSK MODULATION 50
9.7.10. LOW POWER BASIC DATA RATE TXBF QPSK MODULATION.....50
9.7.11. LOW POWER ENHANCED DATA RATE 8PSK MODULATION 51
9.7.12. LOW POWER BASIC DATA RATE TXBF 8PSK MODULATION.....51

9.8. CONDUCTED SPURIOUS EMISSIONS.....52
9.8.1. HIGH POWER BASIC DATA RATE GFSK MODULATION.....53
9.8.2. HIGH POWER BASIC DATA RATE TXBF GFSK MODULATION.....57
9.8.3. HIGH POWER ENHANCED DATA RATE 8PSK MODULATION 61
9.8.4. HIGH POWER TXBF ENHANCED DATA RATE 8PSK MODULATION 65
9.8.5. LOW POWER BASIC DATA RATE GFSK MODULATION.....69
9.8.6. LOW POWER BASIC DATA RATE TXBF GFSK MODULATION.....73
9.8.7. LOW POWER ENHANCED DATA RATE 8PSK MODULATION 77
9.8.8. LOW POWER TXBF ENHANCED DATA RATE 8PSK MODULATION 81

10. RADIATED TEST RESULTS 85

10.1. TRANSMITTER ABOVE 1 GHz.....87
10.1.1. HIGH POWER BASIC DATA RATE GFSK MODULATION 87
10.1.2. HIGH POWER BASIC DATA RATE TXBF GFSK MODULATION 95
10.1.3. HIGH POWER ENHANCED DATA RATE 8PSK MODULATION.....99
10.1.4. HIGH POWER ENHANCED DATA RATE TXBF 8PSK MODULATION.....107
10.1.5. LOW POWER BASIC DATA RATE GFSK MODULATION 111
10.1.6. LOW POWER BASIC DATA RATE TXBF GFSK MODULATION 119
10.1.7. LOW POWER ENHANCED DATA RATE 8PSK MODULATION 123
10.1.8. LOW POWER BASIC DATA RATE TXBF 8PSK MODULATION.....131
10.1.9. HARMONICS AND SPURIOUS EMISSIONS.....135

10.2. WORST CASE BELOW 1 GHZ 141

10.3. WORST CASE 18-26 GHZ.....143

11. AC POWER LINE CONDUCTED EMISSIONS 145

11.1. AC Power Line With AC/DC Adapter.....146

11.2. AC Power Line With Laptop.....148

UL VERIFICATION SERVICES INC.
47173 Benicia Street, Fremont, CA 94538; USA TEL:(510) 319-4000 FAX:(510) 661-0888
This report shall not be reproduced except in full, without the written approval of UL Verification Services Inc.

12. SETUP PHOTOS 150

UL VERIFICATION SERVICES INC.
47173 Benicia Street, Fremont, CA 94538; USA TEL:(510) 319-4000 FAX:(510) 661-0888
This report shall not be reproduced except in full, without the written approval of UL Verification Services Inc.

1. ATTESTATION OF TEST RESULTS

COMPANY NAME: APPLE INC.
1 APPLE PARK WAY
CUPERTINO, CA 95014, U.S.A

EUT DESCRIPTION: SMART PHONE

MODEL: A2848

BRAND: APPLE

SERIAL NUMBER: C07GQU0010S00003PJ (Conducted)
C07GTH0012C00003PJ (Conducted)
LVMPXQW46R (Radiated)

SAMPLE RECEIPT DATE: FEBRUARY 14, 2023

DATE TESTED: MARCH 02, 2023 – JULY 25, 2023

APPLICABLE STANDARDS	
STANDARD	**TEST RESULTS**
CFR 47 Part 15 Subpart C	Complies
ISED RSS-247 Issue 2	Complies
ISED RSS-GEN Issue 5 + A1 + A2	Complies

UL Verification Services Inc. tested the above equipment in accordance with the requirements set forth in the above standards. The test results show that the equipment tested is capable of demonstrating compliance with the requirements as documented in this report.

The results documented in this report apply only to the tested sample, under the conditions and modes of operation as described herein. It is the manufacturer's responsibility to assure that additional production units of this model are manufactured with identical electrical and mechanical components. All samples tested were in good operating condition throughout the entire test program. Measurement Uncertainties are published for informational purposes only and were not taken into account unless noted otherwise.

This document may not be altered or revised in any way unless done so by UL Verification Services Inc. and all revisions are duly noted in the revisions section. Any alteration of this document not carried out by UL Verification Services Inc. will constitute fraud and shall nullify the document. This report must not be used by the client to claim product certification, approval, or endorsement by A2LA, NIST, any agency of the Federal Government, or any agency of the U.S. government.

UL VERIFICATION SERVICES INC.
47173 Benicia Street, Fremont, CA 94538; USA TEL:(510) 319-4000 FAX:(510) 661-0888
This report shall not be reproduced except in full, without the written approval of UL Verification Services Inc.

Approved & Released For
UL Verification Services Inc. By:

Chin Pang
Senior Lab Engineer
Consumer Technology Division
UL Verification Services Inc.

Prepared By:

Tony Li
Senior Test Engineer
Consumer Technology Division
UL Verification Services Inc.

UL VERIFICATION SERVICES INC.
47173 Benicia Street, Fremont, CA 94538; USA TEL:(510) 319-4000 FAX:(510) 661-0888
This report shall not be reproduced except in full, without the written approval of UL Verification Services Inc.

2. TEST SUMMARY

FCC Clause	ISED Clause	Requirement	Result	Comment
See Comment		Duty Cycle	Reporting purposes only	Per ANSI C63.10, Section 11.6.
See Comment	RSS-GEN 6.7	20dB BW/99% OBW	Reporting purposes only	ANSI C63.10 Sections 6.9.2 and 6.9.3
15.247 (a)(1)	RSS-247 (5.1) (b)	Hopping Frequency Separation	Complies	None.
15.247 (a)(1)(iii)	RSS-247 (5.1) (d)	Number of Hopping Channels	Complies	None.
15.247 (a)(1)(iii)	RSS-247 (5.1) (d)	Average Time of Occupancy	Complies	None.
15.247 (b)(1)	RSS-247 (5.4) (b)	Output Power	Complies	None.
See Comment		Average Power	Reporting purposes only	Per ANSI C63.10, Section 11.9.2.3.2.
15.247 (d)	RSS-247 (5.5)	Conducted Spurious Emissions	Complies	None.
15.209, 15.205	RSS-GEN 8.9, 8.10	Radiated Emissions	Complies	None.
15.207	RSS-Gen 8.8	AC Mains Conducted Emissions	Complies	None.

3. TEST METHODOLOGY

The tests documented in this report were performed in accordance with FCC CFR 47 Part 2, FCC CFR 47 Part 15, ANSI C63.10-2013, KDB 558074 D01 15.247 Meas Guidance v05r02, KDB 414788 D01 Radiated Test Site v01r01, KDB 662911, RSS-GEN Issue 5 + A1 + A2, and RSS-247 Issue 2.

UL VERIFICATION SERVICES INC.
47173 Benicia Street, Fremont, CA 94538; USA TEL:(510) 319-4000 FAX:(510) 661-0888
This report shall not be reproduced except in full, without the written approval of UL Verification Services Inc.

4. FACILITIES AND ACCREDITATION

UL Verification Services Inc. is accredited by A2LA, certification #0751.05, for all testing performed within the scope of this report. Testing was performed at the locations noted below.

	Address	ISED CABID	ISED Company Number	FCC Registration
☐	Building 1: 47173 Benicia Street, Fremont, CA 94538, USA	US0104	2324A	550739
☐	Building 2: 47266 Benicia Street, Fremont, CA 94538, USA			
☒	Building 3: 843 Auburn Court, Fremont, CA 94538 USA			
☒	Building 4: 47658 Kato Rd, Fremont, CA 94538 USA			
☒	Building 5: 47670 Kato Rd, Fremont, CA 94538 USA			

5. DECISION RULES AND MEASUREMENT UNCERTAINTY

5.1. METROLOGICAL TRACEABILITY

All test and measuring equipment utilized to perform the tests documented in this report are calibrated on a regular basis, with a maximum time between calibrations of one year or the manufacturers' recommendation, whichever is less, and where applicable is traceable to recognized national standards.

5.2. DECISION RULES

The Decision Rule is based on Simple Acceptance in accordance with ISO Guide 98-4:2012 Clause 8.2. (Measurement uncertainty is not taken into account when stating conformity with a specified requirement.)

UL VERIFICATION SERVICES INC.
47173 Benicia Street, Fremont, CA 94538; USA TEL:(510) 319-4000 FAX:(510) 661-0888
This report shall not be reproduced except in full, without the written approval of UL Verification Services Inc.

5.3. MEASUREMENT UNCERTAINTY

Where relevant, the following measurement uncertainty levels have been estimated for tests performed on the apparatus:

PARAMETER	U_{LAB}
Conducted Antenna Port Emission Measurement	1.94
Time Domain Measurements Using SA	3.39
RF Power Measurement Direct Method Using Power Meter	0.450 (Peak), 1.3 (Ave)
Radio Frequency (Spectrum Analyzer)	141.16 Hz
Occupied Bandwidth	1.22%
Carrier Frequency Separation	19.70Hz
Number of Hopping Frequencies	0.000dB
Worst Case Conducted Disturbance, 9KHz to 0.15 MHz	3.78 dB
Worst Case Conducted Disturbance, 0.15 to 30 MHz	3.40 dB
Worst Case Radiated Disturbance, 9KHz to 30 MHz	2.87 dB
Worst Case Radiated Disturbance, 30 to 1000 MHz	6.01 dB
Worst Case Radiated Disturbance, 1000 to 18000 MHz	4.73 dB
Worst Case Radiated Disturbance, 18000 to 26000 MHz	4.51 dB

Uncertainty figures are valid to a confidence level of 95%.

UL VERIFICATION SERVICES INC.
47173 Benicia Street, Fremont, CA 94538; USA TEL:(510) 319-4000 FAX:(510) 661-0888
This report shall not be reproduced except in full, without the written approval of UL Verification Services Inc.

6. EQUIPMENT UNDER TEST

6.1. EUT DESCRIPTION

The Apple iPhone is a smartphone with multimedia functions (music, application support, and video),cellular GSM, GPRS, EGPRS, UMTS, LTE, 5G, IEEE 802.11a/b/g/n/ac/ax, Bluetooth, Ultra-Wideband, GPS, NFC, NB UNII, 802.15.4, 802.15.4ab-NB and MSS technologies. The rechargeable battery is not user accessible.

6.2. MAXIMUM OUTPUT POWER

The transmitter has a maximum peak conducted output power as follows:

Antenna	Config	Frequency Range (MHz)	Mode	Output Power (dBm)	Output Power (mW)
ANT 4	High Power	2402 - 2480	Basic GFSK	20.35	108.39
		2402 - 2480	DQPSK	16.66	46.34
		2402 - 2480	Enhanced 8PSK	16.77	47.53
	Low Power	2402 - 2480	Basic GFSK	11.43	13.90
		2402 - 2480	DQPSK	11.33	13.58
		2402 - 2480	Enhanced 8PSK	11.44	13.93
ANT 3	High Power	2402 - 2480	Basic GFSK	20.36	108.64
		2402 - 2480	DQPSK	16.68	46.56
		2402 - 2480	Enhanced 8PSK	16.74	47.21
	Low Power	2402 - 2480	Basic GFSK	12.86	19.32
		2402 - 2480	DQPSK	11.44	13.93
		2402 - 2480	Enhanced 8PSK	11.52	14.19
BF, ANT 4 + ANT 3	High Power	2402 - 2480	Basic GFSK TxBF	20.29	106.91
		2402 - 2480	DQPSK TxBF	16.72	46.99
		2402 - 2480	Enhanced 8PSK TxBF	16.82	48.08
	Low Power	2402 - 2480	Basic GFSK TxBF	15.13	32.58
		2402 - 2480	DQPSK TxBF	14.30	26.92
		2402 - 2480	Enhanced 8PSK TxBF	14.43	27.73

Note: GFSK, DQPSK, 8PSK average Power are all investigated, The GFSK & 8PSK Power are the worst case. Testing is based on these modes to showing compliance.

6.3. DESCRIPTION OF AVAILABLE ANTENNAS

The antenna(s) gain and type, as provided by the manufacturer' are as follows:

Frequency Range (GHz)	ANT 4 (dBi)	ANT 3 (dBi)
2.4	-4.0	-1.5

UL VERIFICATION SERVICES INC.
47173 Benicia Street, Fremont, CA 94538; USA TEL:(510) 319-4000 FAX:(510) 661-0888
This report shall not be reproduced except in full, without the written approval of UL Verification Services Inc.

6.4. SOFTWARE AND FIRMWARE

The EUT firmware version installed during testing was Version 21.1.304.2213

6.5. WORST-CASE CONFIGURATION AND MODE

The EUT was investigated in three orthogonal orientations X, Y and Z on ANT 4 and ANT 3, it was determined that X (Flatbed) was the worst-case orientation for ANT 4 and 2TX Beamforming and Y (Landscape) orientation for ANT 3.

Radiated band edge, harmonic, and spurious emissions from 1GHz to 18GHz were performed with the EUT was set to transmit at highest power on Low/Middle/High channels.

Radiated emissions below 1GHz, 18-26GHz and power line conducted emissions were performed with the EUT transmits at the channel with the highest output power as worst-case scenario. There were no emissions found below 30MHz within 20dB of the limit.

For below 1GHz tests EUT was connected to AC power adapter as the worst case; and for above 1GHz, the worst-case configuration reported was tested with EUT only. For AC line conducted emission, test was investigated with AC power adapter and with laptop.

For simultaneous transmission of multiple channels in the 2.4GHz BT and 5GHz bands, No noticeable emission was found.

GFSK, DQPSK, 8PSK average power are all investigated, The GFSK & 8PSK power are the worst case. For average power data please refer to section 9.7.

Worst-case data rates as provided by the client were:

GFSK mode: DH5
8PSK mode: 3-DH5
Beamforming : GFSK, DH5, 8PSK, 3-DH5

For radiated harmonic spurious emissions test, high power beamforming GFSK mode is set to maximum power per chain to cover both SISO and MIMO modes to complies with radiated spurious emissions limits in the restricted bands between 1GHz and 18GHz low/mid/high channel.

Note: In the Radiated Plots and emissions data, ANT0=ANT4 and ANT1=ANT3.

UL VERIFICATION SERVICES INC.
47173 Benicia Street, Fremont, CA 94538; USA TEL:(510) 319-4000 FAX:(510) 661-0888
This report shall not be reproduced except in full, without the written approval of UL Verification Services Inc.

6.6. DESCRIPTION OF TEST SETUP

SUPPORT TEST EQUIPMENT				
Description	**Manufacturer**	**Model**	**Serial Number**	**FCC ID/ DoC**
Laptop	Apple	Macbook Pro	C02VD7SAHV22	BCGA1708
Laptop AC/DC adapter	Liteon Technology	A1424	NSW25679	DoC
EUT AC/DC adapter	Apple	A1720	C3D8417A7R93KVPA8	DoC
Conducted Switch Box	UL	n/a	208281	N/A
10dB Fixed Attenuator, 2 Watts Up to 26.5 GHz	Pasternack Enterprises	PE7024-10	236358	N/A

I/O CABLES (RF CONDUCTED TEST)						
Cable No.	**Port**	**# of Identical Ports**	**Connector Type**	**Cable Type**	**Cable Length (m)**	**Remarks**
1	SMA	1	SMA	Shielded	0.75	To spectrum Analyzer
2	Antenna	2	SMA	Un-shielded	0.2	To Conducted Switch Box
3	USB-C	1	USB-C	Shielded	1.0	N/A
4	AC	1	AC	Un-shielded	2	N/A

I/O CABLES (RF RADIATED AND AC LINE CONDUCTED TEST)						
Cable No.	**Port**	**# of Identical Ports**	**Connector Type**	**Cable Type**	**Cable Length (m)**	**Remarks**
1	AC	1	AC	Un-shielded	2	N/A
2	USB	1	USB	Shielded	1	N/A

TEST SETUP

The EUT setup is shown as below. Test software exercised the radio card.

UL VERIFICATION SERVICES INC.
47173 Benicia Street, Fremont, CA 94538; USA TEL:(510) 319-4000 FAX:(510) 661-0888
This report shall not be reproduced except in full, without the written approval of UL Verification Services Inc.

SETUP DIAGRAM FOR CONDUCTED TESTS

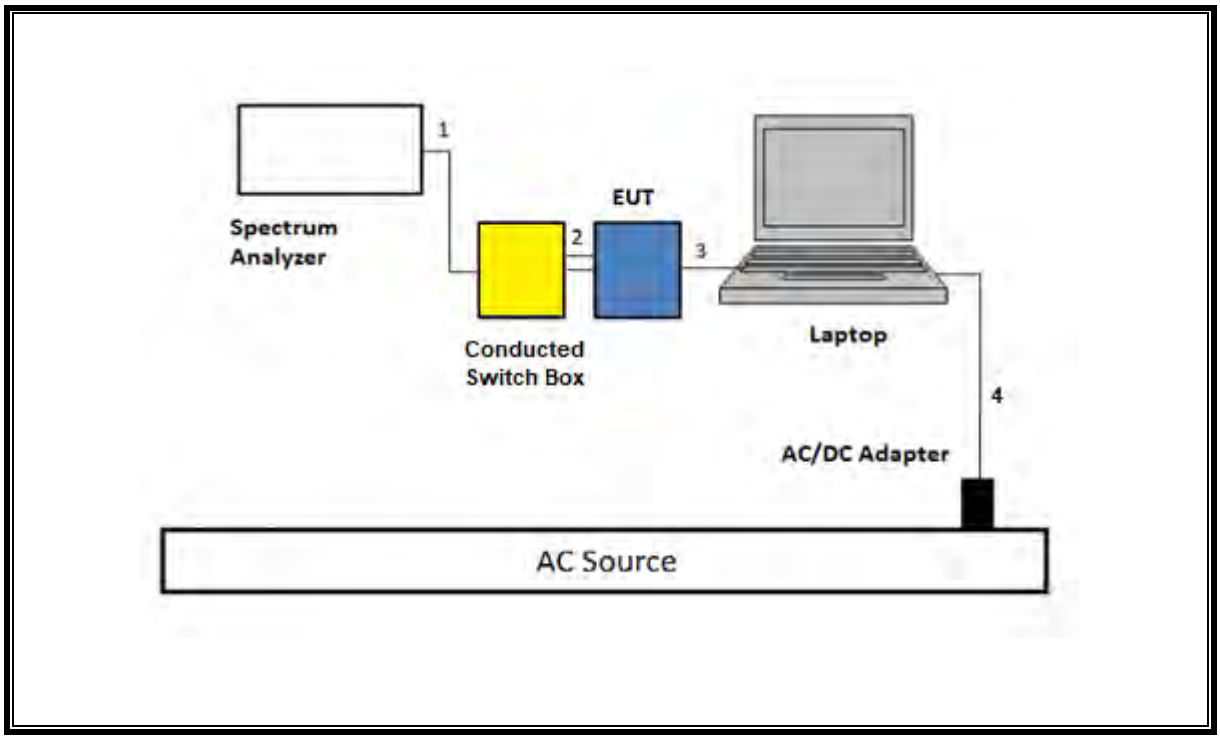

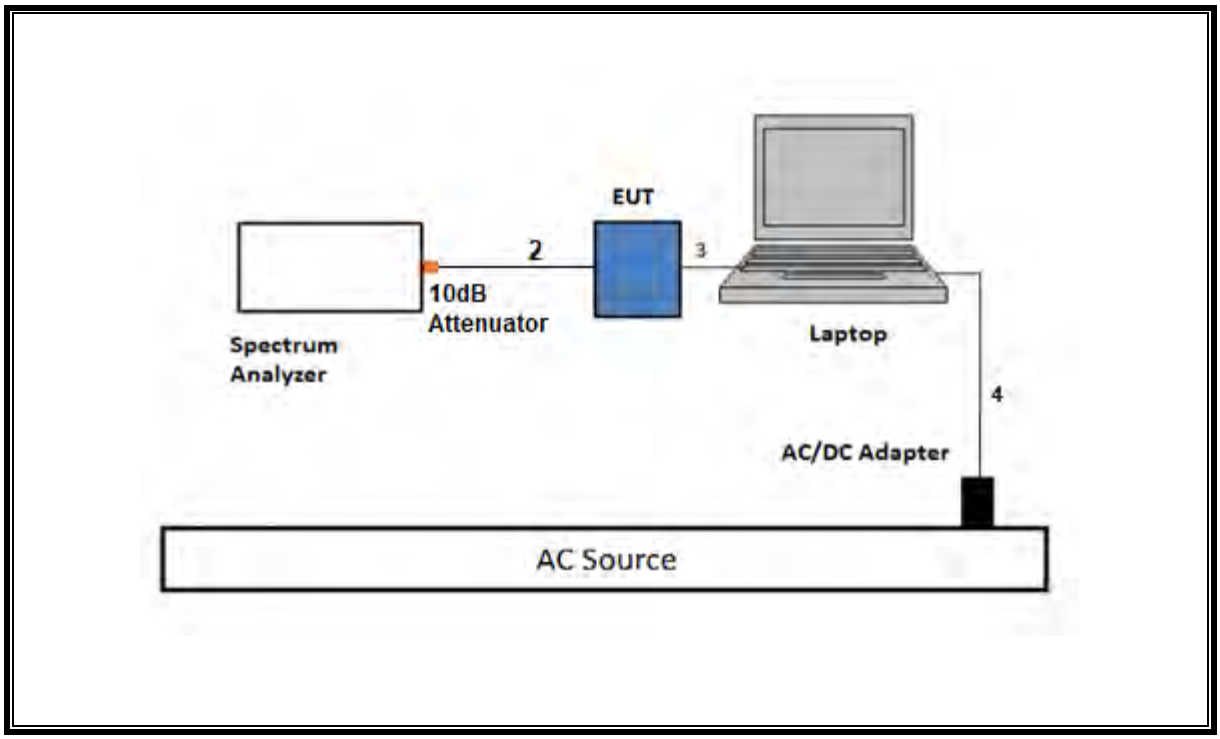

UL VERIFICATION SERVICES INC.
47173 Benicia Street, Fremont, CA 94538; USA TEL:(510) 319-4000 FAX:(510) 661-0888
This report shall not be reproduced except in full, without the written approval of UL Verification Services Inc.

SETUP DIAGRAM FOR RADIATED TESTS Above 1 GHz

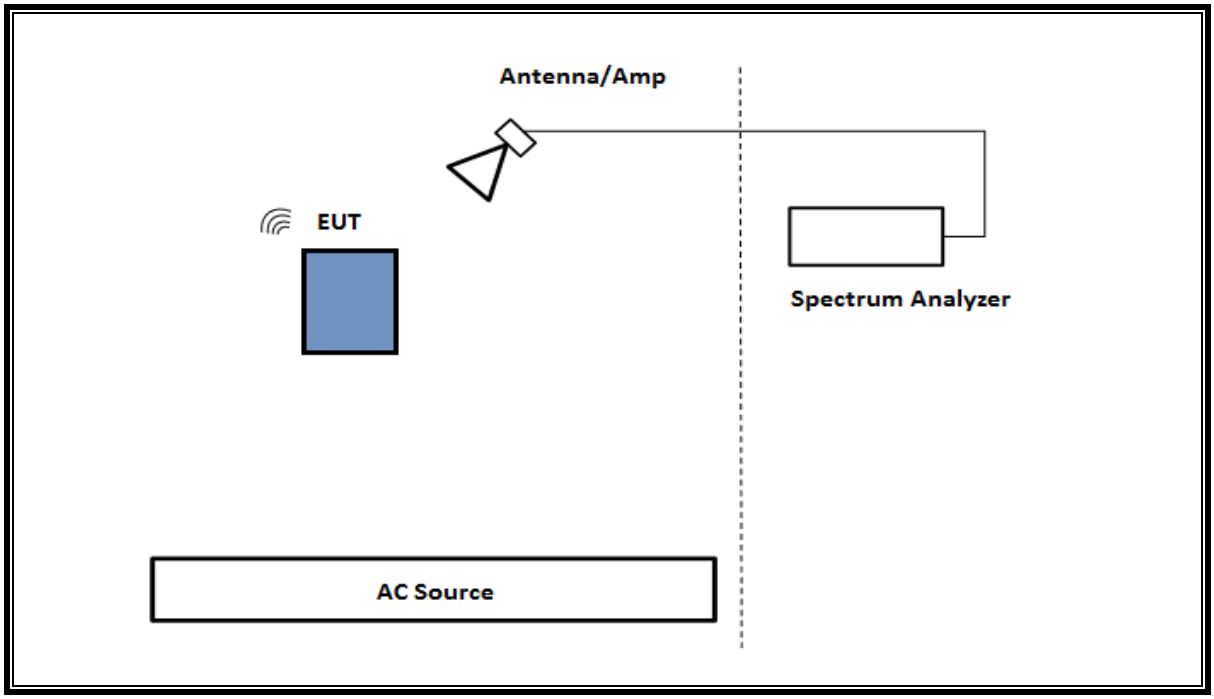

UL VERIFICATION SERVICES INC.
47173 Benicia Street, Fremont, CA 94538; USA TEL:(510) 319-4000 FAX:(510) 661-0888
This report shall not be reproduced except in full, without the written approval of UL Verification Services Inc.

SETUP DIAGRAM FOR Below 1GHz and AC LINE CONDUCTED TEST

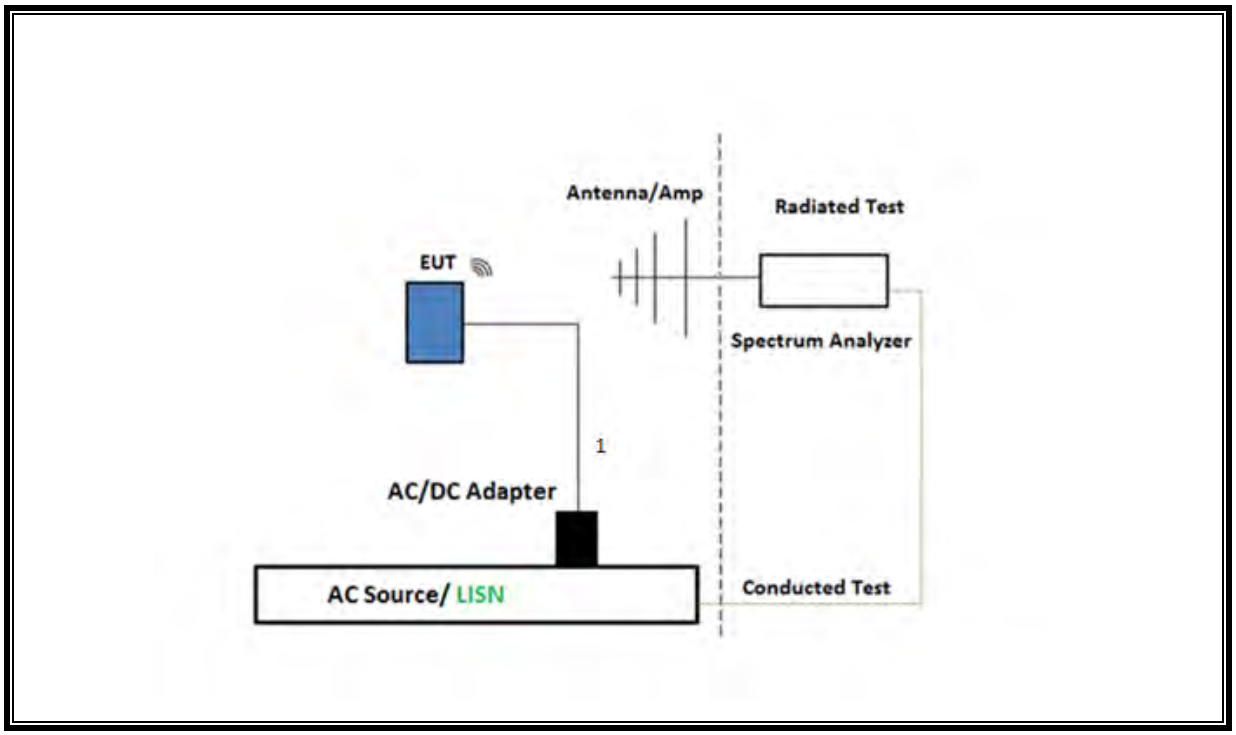

TEST SETUP- AC LINE CONDUCTED: LAPTOP CONFIGURATION

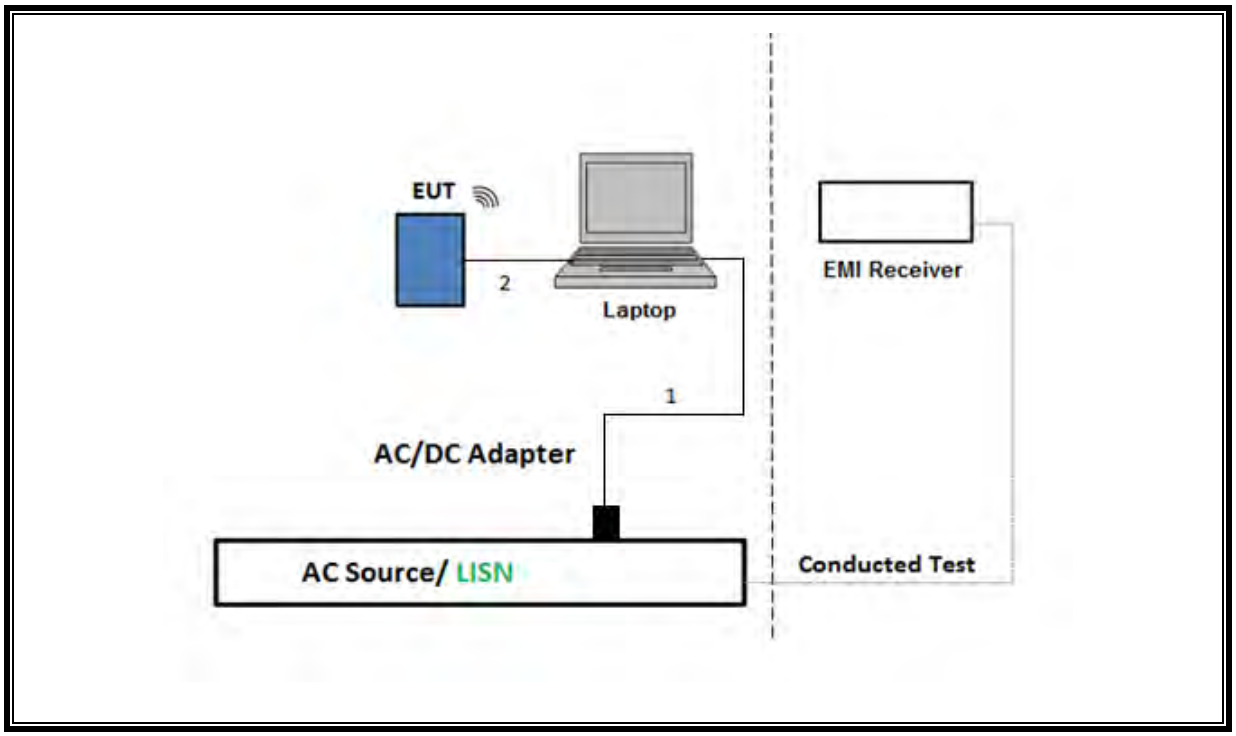

UL VERIFICATION SERVICES INC.
47173 Benicia Street, Fremont, CA 94538; USA TEL:(510) 319-4000 FAX:(510) 661-0888
This report shall not be reproduced except in full, without the written approval of UL Verification Services Inc.

7. TEST AND MEASUREMENT EQUIPMENT

The following test and measurement equipment was utilized for the tests documented in this report:

Description	Manufacturer	Model	ID Num	Cal Due	Last Cal
*Antenna, Horn 1-18GHz	ETS Lindgren	3117	80707	04/28/2023	04/28/2022
*RF Filter Box	UL-FR1	NA	173233	03/28/2023	03/28/2022
EMI Test Receiver	Rohde & Schwarz	ESW44	191429	02/29/2024	02/29/2023
Antenna, Horn 1-18GHz	ETS Lindgren	3117	222740	08/31/2023	08/31/2022
Filter Box, 1-18GHz 12 Port	UL-FR1	Frankenstein	217255	08/23/2023	08/23/2022
Antenna, BroadBand Hybrid, 30MHz to 3GHz	Sunol Sciences Corp.	JB3	81560	10/13/2023	10/13/2022
*Antenna Horn, 18 to 26.5GHz	ARA	MWH-1826/B	172353	06/01/2023	06/01/2022
EMI Receiver	Rohde & Schwarz	ESW44	201502	02/29/2024	02/29/2023
Antenna, Horn 1-18GHz	ETS Lindgren	3117	230299	01/12/2024	01/12/2023
Filter Box, 1-18GHz 12 Port	UL-FR1	Frankenstein	216812	09/17/2023	09/17/2022
Antenna, Passive Loop 100KHz to 30MHz	ETS-Lindgren	EM-6872	170015	07/28/2023	07/28/2022
Antenna, Horn 1-18GHz	ETS Lindgren	3117	226672	01/09/2024	01/09/2023
RF Filter Box, 1-18GHz, 12 Port.	UL-FR1	Frankenstein	231874	04/19/2024	04/19/2023
Antenna, Passive Loop 30Hz to 1MHz	Electro-Metrics	EM-6871	170013	07/28/2023	07/28/2022
Antenna, Horn 1-18GHz	ETS Lindgren	3117	230300	01/12/2024	01/12/2023
EMI Test Receiver	Rohde & Schwarz	ESW44	201500	02/29/2024	02/29/2023
RF Filter Box, 1-18GHz, 17 Ports	UL-FR1	RATS 2	226781	04/30/2024	04/30/2023
Antenna, Horn 1-18GHz	ETS Lindgren	3117	226673	01/09/2024	01/09/2023
EMI TEST RECEIVER	Rohde & Schwarz	ESW44	169935	02/29/2024	02/29/2023
RF Filter Box, 1-18GHz	UL-FR1	NA	171875	11/10/2023	11/10/2022
RF Amplifier Assembly, 18-26.5GHz, 60dB Gain	AMPLICAL	AMP18G26.5-60	171583	02/29/2024	02/29/2023
Amplifier, 9KHz to 1GHz, 32dB	SONOMA INSTRUMENT	310	204041	08/24/2023	08/24/2022
Spectrum Analyzer, PSA, 3Hz to 26.5GHz	Keysight Technologies Inc	E4440A	81311	02/29/2024	02/29/2023
Spectrum Analyzer, PXA, 3Hz to 44GHz	Keysight Technologies Inc	N9030A	80397	02/28/2024	02/28/2023
Spectrum Analyzer, PXA, 3Hz to 44GHz	Keysight Technologies Inc	N9030A	85214	02/28/2024	02/28/2023
Spectrum Analyzer, PXA, 3Hz to 44GHz	Keysight Technologies Inc	N9030A-544	87738	02/28/2024	02/23/2023
*Conducted Switch Box	N/A	CSB	221008	06/21/2023	06/21/2022
Conducted Switch Box	N/A	CSB	208281	04/30/2024	04/30/2023
10dB Fixed Attenuator, 2 Watts Up to 26.5 GHz	Pasternack Enterprises	PE7024-10	236358	Verified/Characterized before use	
10dB Fixed Attenuator, 2 Watts Up to 26.5 GHz	Pasternack Enterprises	PE7024-10	236355	Verified/Characterized before use	
Power Meter, P-series single channel	Keysight Technologies Inc	N1911A	90756	01/31/2024	01/31/2023
Power Sensor, P - series, 50MHz to 18GHz, Wideband	Keysight Technologies Inc	N1921A	90389	01/31/2024	01/31/2023

UL VERIFICATION SERVICES INC.
47173 Benicia Street, Fremont, CA 94538; USA TEL:(510) 319-4000 FAX:(510) 661-0888
This report shall not be reproduced except in full, without the written approval of UL Verification Services Inc.

AC Line Conducted					
Description	**Manufacturer**	**Model**	**ID Num**	**Cal Due**	**Last Cal**
EMI Test Receiver 9kHz-7GHz	Rohde & Schwarz	ESR	93091	02/29/2024	03/29/2023
LISN for Conducted Emissions CISPR-16	FISCHER CUSTOM COMMUNICATIONS	FCC-LISN-50/250-25-2-01-480V	175764	01/31/2024	01/31/2023
Transient Limiter	TE	TBFL1	207996	07/15/2023	07/15/2022
UL AUTOMATION SOFTWARE					
Radiated Software	UL	UL EMC	Ver 9.5, May 1 , 2023		
Conducted Software	UL	UL EMC	2020.8.16		
AC Line Conducted Software	UL	UL EMC	Ver 9.5, Mar 3, 2023		

*Testing was completed before equipment calibration date

UL VERIFICATION SERVICES INC.
47173 Benicia Street, Fremont, CA 94538; USA TEL:(510) 319-4000 FAX:(510) 661-0888
This report shall not be reproduced except in full, without the written approval of UL Verification Services Inc.

8. MEASUREMENT METHODS

On Time and Duty Cycle: ANSI C63.10-2013 Section 11.6

Occupied BW (20dB): ANSI C63.10-2013 Section 6.9.2

Occupied BW (99%): ANSI C63.10-2013 Section 6.9.3

Carrier Frequency Separation: ANSI C63.10-2013 Section 7.8.2

Number of Hopping Frequencies: ANSI C63.10-2013 Section 7.8.3

Time of Occupancy (Dwell Time): ANSI C63.10-2013 Section 7.8.4

Peak Output Power: ANSI C63.10-2013 Section 7.8.5

Conducted Spurious Emissions: ANSI C63.10-2013 Section 7.8.8

Conducted Band-Edge: ANSI C63.10-2013 Section 6.10.4
&
Radiated Spurious Emissions Below 30MHz: ANSI C63.10-2013 Section 6.4 & 13

Radiated Spurious Emissions 30-1000MHz: ANSI C63.10-2013 Section 6.3, 6.5 & 13

Radiated Spurious Emissions above 1GHz: ANSI C63.10-2013 Section 6.3, 6.6 & 13

Radiated Band-edge: ANSI C63.10-2013 Section 6.10.5 & 13

AC Power-line conducted emissions: ANSI C63.10-2013, Section 6.2.

UL VERIFICATION SERVICES INC.
47173 Benicia Street, Fremont, CA 94538; USA TEL:(510) 319-4000 FAX:(510) 661-0888
This report shall not be reproduced except in full, without the written approval of UL Verification Services Inc.

9. ANTENNA PORT TEST RESULTS

9.1. ON TIME AND DUTY CYCLE

LIMITS

None; for reporting purposes only.

PROCEDURE

ANSI C63.10, Section 11.6 : Zero-Span Spectrum Analyzer Method.

ON TIME AND DUTY CYCLE RESULTS

Mode	ON Time B (msec)	Period (msec)	Duty Cycle x (linear)	Duty Cycle (%)	Duty Cycle Correction Factor (dB)	1/T Minimum VBW (kHz)
Bluetooth GFSK	4.00	4.00	1.000	100.0%	0.00	0.010
Bluetooth 8PSK	4.00	4.00	1.000	100.0%	0.00	0.010

Note: There are the same DC factor on 1TX and 2TX.

UL VERIFICATION SERVICES INC.
47173 Benicia Street, Fremont, CA 94538; USA TEL:(510) 319-4000 FAX:(510) 661-0888
This report shall not be reproduced except in full, without the written approval of UL Verification Services Inc.

DUTY CYCLE PLOTS

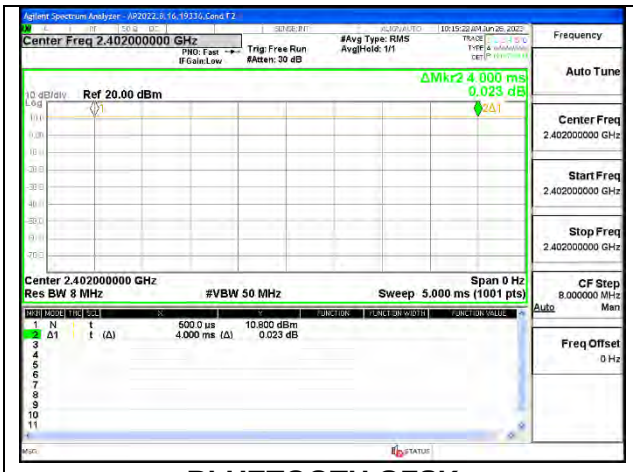

BLUETOOTH GFSK

BLUETOOTH 8PSK

UL VERIFICATION SERVICES INC.
47173 Benicia Street, Fremont, CA 94538; USA TEL:(510) 319-4000 FAX:(510) 661-0888
This report shall not be reproduced except in full, without the written approval of UL Verification Services Inc.

9.2. 20 dB AND 99% BANDWIDTH

LIMITS

None; for reporting purposes only.

TEST PROCEDURE

The transmitter output is connected to a spectrum analyzer. The RBW is set to ≥ 1% of the 20 dB bandwidth. The VBW is set to ≥ 3xRBW. The sweep time is coupled.

RESULTS

Only High Power modes result is reported, it covers all Low Power modes. Only Mid channel plot is reported to show setting parameter complies with testing method/procedure.

UL VERIFICATION SERVICES INC.
47173 Benicia Street, Fremont, CA 94538; USA TEL:(510) 319-4000 FAX:(510) 661-0888
This report shall not be reproduced except in full, without the written approval of UL Verification Services Inc.

9.2.1. HIGH POWER BASIC DATA RATE GFSK MODULATION

ANT 4

Channel	Frequency (MHz)	20dB Bandwidth (MHz)	99% Bandwidth (MHz)
Low	2402	0.88960	0.86597
Mid	2441	0.89110	0.86544
High	2480	0.87730	0.86968

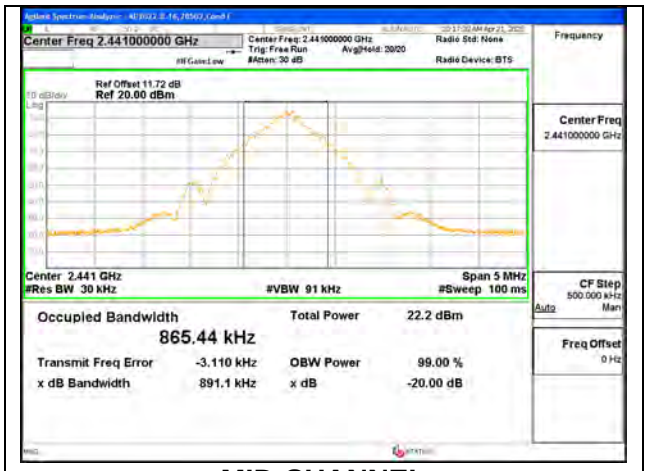

MID CHANNEL

ANT 3

Channel	Frequency (MHz)	20dB Bandwidth (MHz)	99% Bandwidth (MHz)
Low	2402	0.88640	0.86615
Mid	2441	0.88690	0.86819
High	2480	0.88950	0.86866

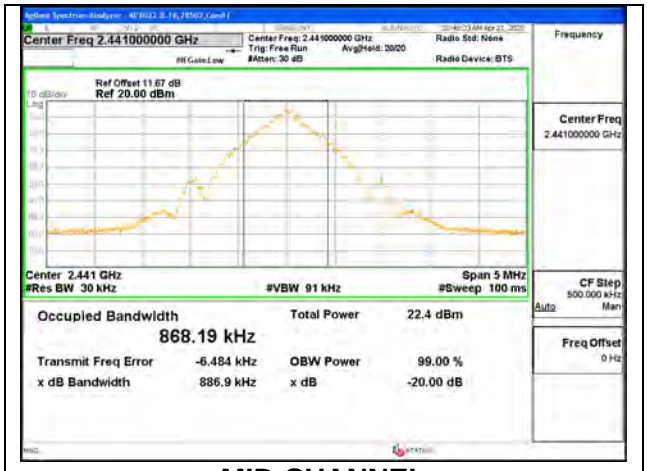

MID CHANNEL

UL VERIFICATION SERVICES INC.
47173 Benicia Street, Fremont, CA 94538; USA TEL:(510) 319-4000 FAX:(510) 661-0888
This report shall not be reproduced except in full, without the written approval of UL Verification Services Inc.

9.2.2. HIGH POWER BASIC DATA RATE TXBF GFSK MODULATION

Channel	Frequency (MHz)	20dB Bandwidth ANT 4 (MHz)	20dB Bandwidth ANT 3 (MHz)	99% Bandwidth ANT 4 (MHz)	99% Bandwidth ANT 3 (MHz)
Low	2402	0.89070	0.88940	0.86891	0.86728
Mid	2441	0.92620	0.92710	0.86884	0.86656
High	2480	0.86570	0.88980	0.86566	0.86618

Note: Test procedures and setting on beamforming mode are same as BT basic and EDR mode

MID CHANNEL ANT 4

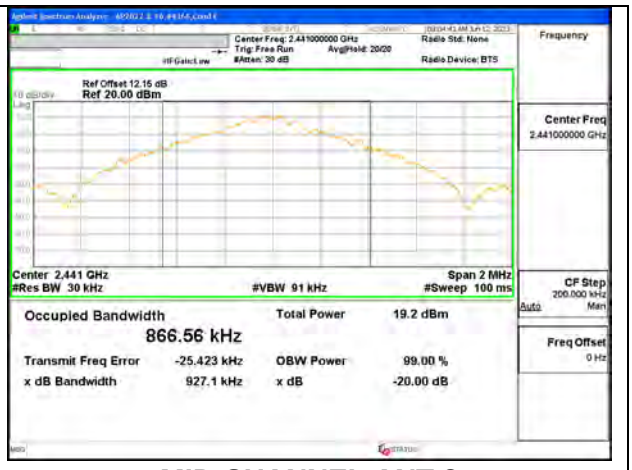

MID CHANNEL ANT 3

UL VERIFICATION SERVICES INC.
47173 Benicia Street, Fremont, CA 94538; USA TEL:(510) 319-4000 FAX:(510) 661-0888
This report shall not be reproduced except in full, without the written approval of UL Verification Services Inc.

9.2.3. HIGH POWER ENHANCED DATA RATE 8PSK MODULATION

ANT 4

Channel	Frequency (MHz)	20dB Bandwidth (MHz)	99% Bandwidth (MHz)
Low	2402	1.3690	1.2108
Mid	2441	1.3670	1.2125
High	2480	1.3640	1.2106

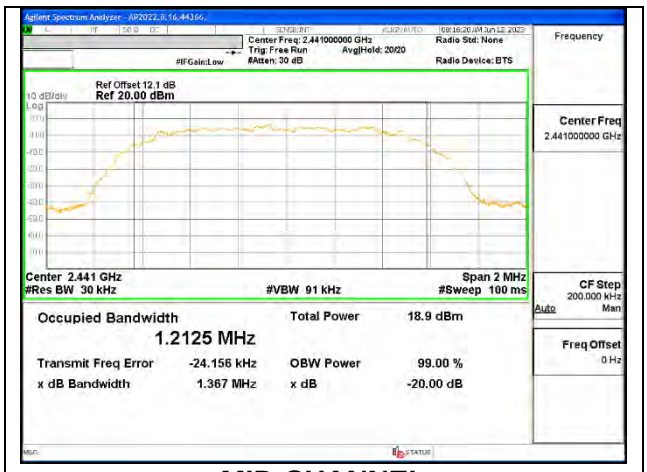

MID CHANNEL

ANT 3

Channel	Frequency (MHz)	20dB Bandwidth (MHz)	99% Bandwidth (MHz)
Low	2402	1.3660	1.2099
Mid	2441	1.3720	1.2118
High	2480	1.3670	1.2099

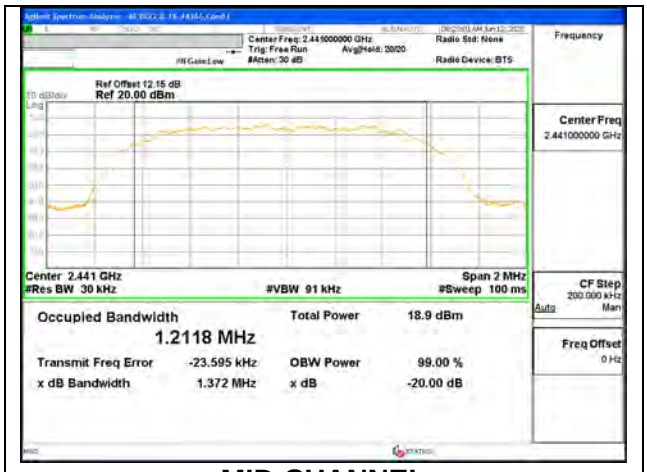

MID CHANNEL

UL VERIFICATION SERVICES INC.
47173 Benicia Street, Fremont, CA 94538; USA TEL:(510) 319-4000 FAX:(510) 661-0888
This report shall not be reproduced except in full, without the written approval of UL Verification Services Inc.

9.2.4. HIGH POWER ENHANCED DATA RATE TXBF 8PSK MODULATION

Channel	Frequency (MHz)	20dB Bandwidth ANT 4 (MHz)	20dB Bandwidth ANT 3 (MHz)	99% Bandwidth ANT 4 (MHz)	99% Bandwidth ANT 3 (MHz)
Low	2402	1.3510	1.3520	1.2093	1.2137
Mid	2441	1.3510	1.3530	1.2104	1.2118
High	2480	1.3510	1.3510	1.2105	1.2114

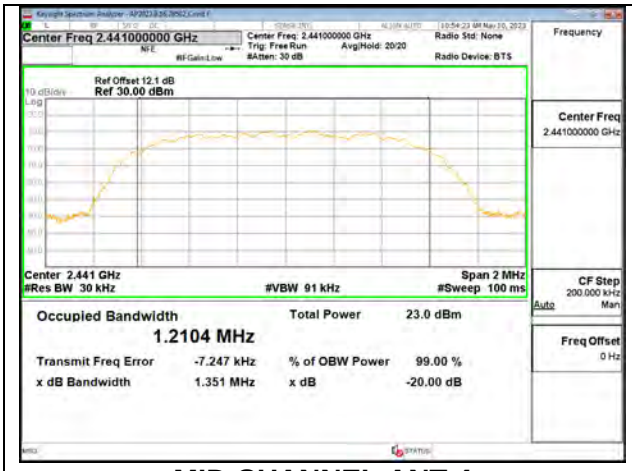

MID CHANNEL ANT 4

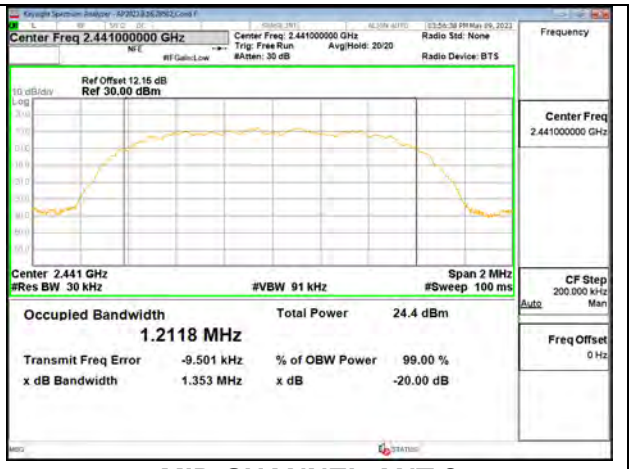

MID CHANNEL ANT 3

UL VERIFICATION SERVICES INC.
47173 Benicia Street, Fremont, CA 94538; USA TEL:(510) 319-4000 FAX:(510) 661-0888
This report shall not be reproduced except in full, without the written approval of UL Verification Services Inc.

9.3. HOPPING FREQUENCY SEPARATION

LIMITS

FCC §15.247 (a) (1)

RSS-247 (5.1) (b)

Frequency hopping systems shall have hopping channel carrier frequencies separated by a minimum of 25 kHz or the 20 dB bandwidth of the hoping channel, whichever is greater.

Alternatively, frequency hopping systems operating in the 2400-2483.5 MHz band may have hopping channel carrier frequencies that are separated by 25 kHz or two-thirds of the 20 dB bandwidth of the hopping channel, whichever is greater, provided the systems operate with an output power no greater than 125 mW.

TEST PROCEDURE

The transmitter output is connected to a spectrum analyzer. The RBW is set to 300 kHz and the VBW is set to VBW >= 3xRBW. The sweep time is coupled.

RESULTS

Only High Power GFSK mode result is reported since EDR (QPSK/8PSK) has exact same channel plan.

UL VERIFICATION SERVICES INC.
47173 Benicia Street, Fremont, CA 94538; USA TEL:(510) 319-4000 FAX:(510) 661-0888
This report shall not be reproduced except in full, without the written approval of UL Verification Services Inc.

9.3.1. HIGH POWER BASIC DATA RATE GFSK MODULATION

HOPPING FREQUENCY SEPARATION

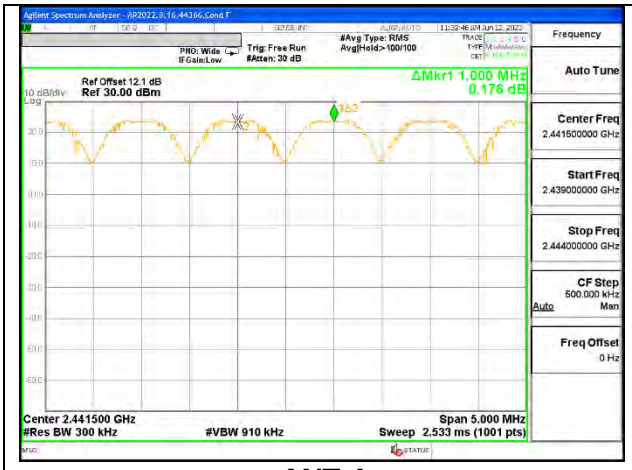

ANT 4

ANT 3

UL VERIFICATION SERVICES INC.
47173 Benicia Street, Fremont, CA 94538; USA TEL:(510) 319-4000 FAX:(510) 661-0888
This report shall not be reproduced except in full, without the written approval of UL Verification Services Inc.

9.4. NUMBER OF HOPPING CHANNELS

LIMITS

FCC §15.247 (a) (1) (iii)

RSS-247 (5.1) (d)

Frequency hopping systems in the 2400 – 2483.5 MHz band shall use at least 15 non-overlapping channels.

TEST PROCEDURE

The transmitter output is connected to a spectrum analyzer. The span is set to cover the entire authorized band, in either a single sweep or in multiple contiguous sweeps. The RBW is set to a maximum of 1 % of the span. The analyzer is set to Max Hold.

RESULTS

Normal Mode: 79 Channels Observed. Only High Power GFSK mode result is reported since EDR (QPSK/8PSK) has exact same channel plan.

UL VERIFICATION SERVICES INC.
47173 Benicia Street, Fremont, CA 94538; USA TEL:(510) 319-4000 FAX:(510) 661-0888
This report shall not be reproduced except in full, without the written approval of UL Verification Services Inc.

9.4.1. HIGH POWER BASIC DATA RATE GFSK MODULATION

ANT 4

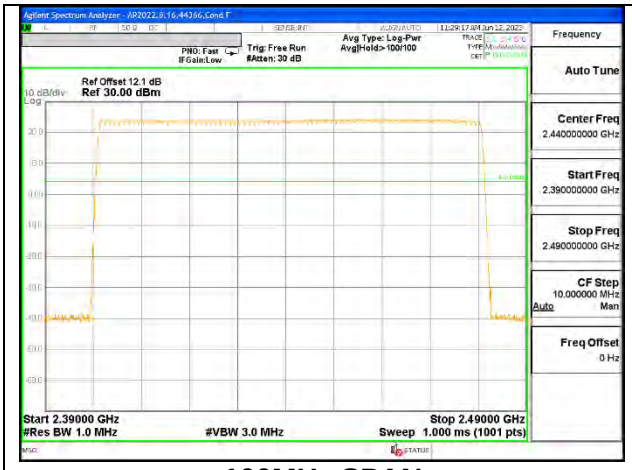

100MHz SPAN

30MHz SPAN, SEGMENT 1 OF 3

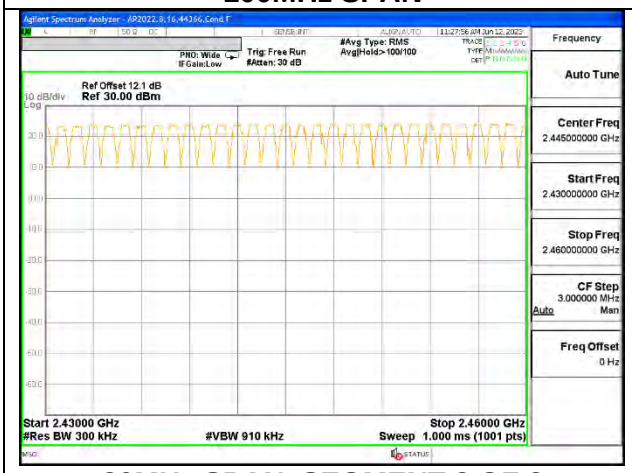

30MHz SPAN, SEGMENT 2 OF 3

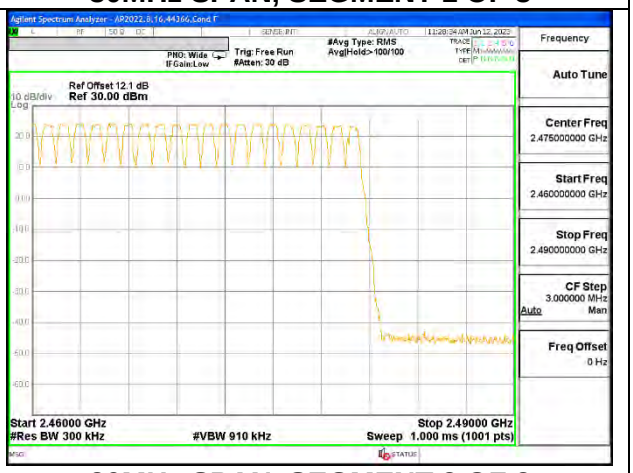

30MHz SPAN, SEGMENT 3 OF 3

UL VERIFICATION SERVICES INC.
47173 Benicia Street, Fremont, CA 94538; USA TEL:(510) 319-4000 FAX:(510) 661-0888

This report shall not be reproduced except in full, without the written approval of UL Verification Services Inc.

ANT 3

100MHz SPAN

30MHz SPAN, SEGMENT 1 OF 3

30MHz SPAN, SEGMENT 2 OF 3

30MHz SPAN, SEGMENT 3 OF 3

UL VERIFICATION SERVICES INC.
47173 Benicia Street, Fremont, CA 94538; USA TEL:(510) 319-4000 FAX:(510) 661-0888
This report shall not be reproduced except in full, without the written approval of UL Verification Services Inc.

9.5. AVERAGE TIME OF OCCUPANCY

LIMITS

FCC §15.247 (a) (1) (iii)

RSS-247 (5.1) (d)

The average time of occupancy on any channel shall not be greater than 0.4 seconds within a period of 0.4 seconds multiplied by the number of hopping channels employed.

TEST PROCEDURE

The transmitter output is connected to a spectrum analyzer. The span is set to 0 Hz, centered on a single, selected hopping channel. The width of a single pulse is measured in a fast scan. The number of pulses is measured in a 3.16 second scan, to enable resolution of each occurrence.

The average time of occupancy in the specified 3.16 second period (79 channels * 0.4 s) is equal to 10 * (# of pulses in 3.16 s) * pulse width.

For AFH mode, the average time of occupancy in the specified 8 second period (20 channels * 0.4 seconds) is equal to 10 * (# of pulses in 0.8 s) * pulse width.

RESULTS

Only High Power GFSK mode result is reported since EDR (QPSK/8PSK) has exact same timing.

UL VERIFICATION SERVICES INC.
47173 Benicia Street, Fremont, CA 94538; USA TEL:(510) 319-4000 FAX:(510) 661-0888
This report shall not be reproduced except in full, without the written approval of UL Verification Services Inc.

9.5.1. HIGH POWER BASIC DATA RATE GFSK MODULATION

ANT 4

DH Packet	Pulse Width (msec)	Number of Pulses in 3.16 seconds	Average Time of Occupancy (sec)	Limit (sec)	Margin (sec)
GFSK Normal Mode					
DH1	0.379	29	0.110	0.4	-0.290
DH3	1.632	15	0.245	0.4	-0.155
DH5	2.872	12	0.345	0.4	-0.055
DH Packet	Pulse Width (sec)	Number of Pulses in 0.8 seconds	Average Time of Occupancy (sec)	Limit (sec)	Margin (sec)
GFSK AFH Mode					
DH1	0.379	7.25	0.027	0.4	-0.373
DH3	1.632	3.75	0.061	0.4	-0.339
DH5	2.872	3	0.086	0.4	-0.314

UL VERIFICATION SERVICES INC.
47173 Benicia Street, Fremont, CA 94538; USA TEL:(510) 319-4000 FAX:(510) 661-0888
This report shall not be reproduced except in full, without the written approval of UL Verification Services Inc.

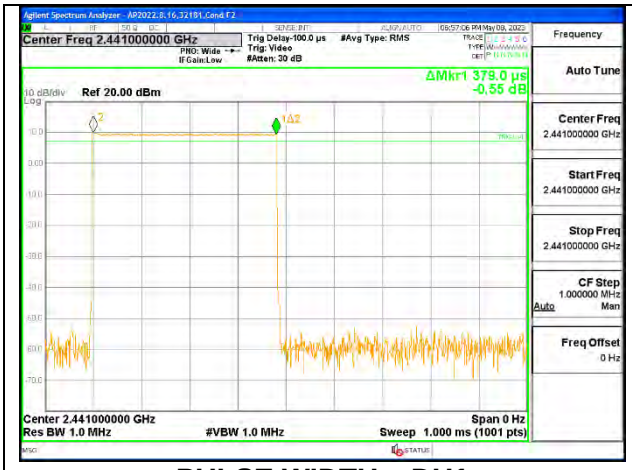

PULSE WIDTH – DH1

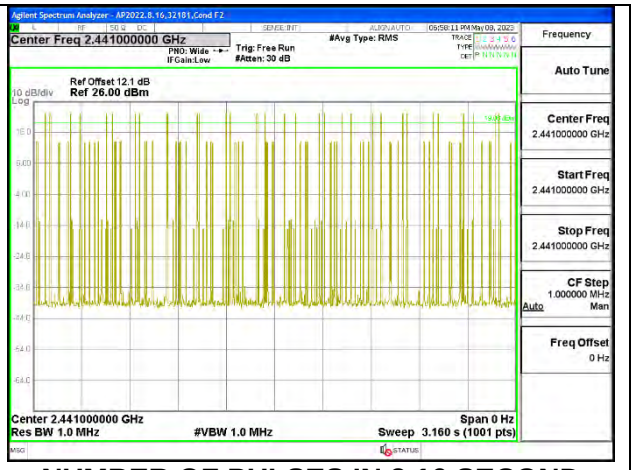

NUMBER OF PULSES IN 3.16 SECOND OBSERVATION PERIOD – DH1

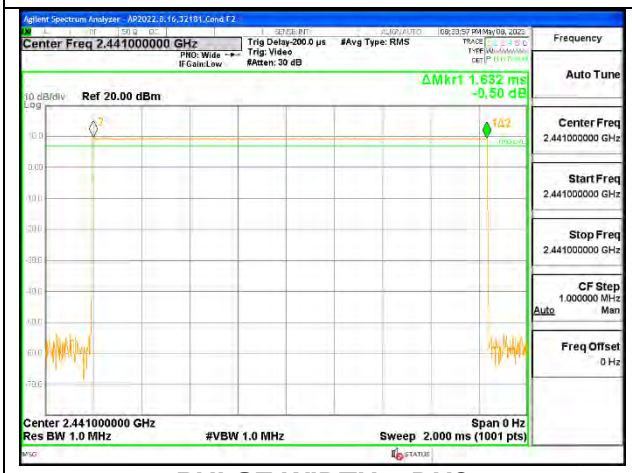

PULSE WIDTH – DH3

NUMBER OF PULSES IN 3.16 SECOND OBSERVATION PERIOD – DH3

PULSE WIDTH – DH5

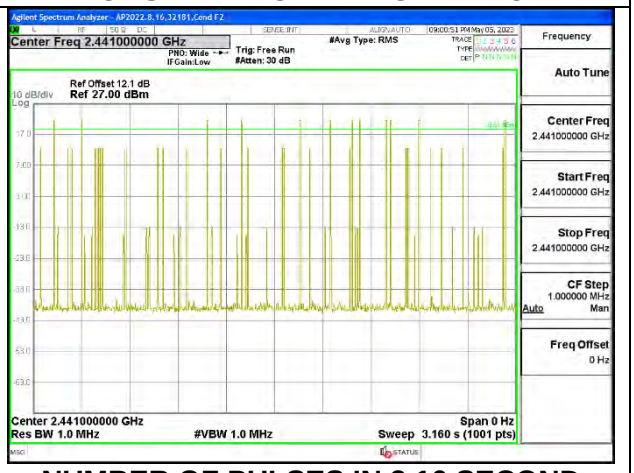

NUMBER OF PULSES IN 3.16 SECOND OBSERVATION PERIOD – DH5

UL VERIFICATION SERVICES INC.
47173 Benicia Street, Fremont, CA 94538; USA TEL:(510) 319-4000 FAX:(510) 661-0888
This report shall not be reproduced except in full, without the written approval of UL Verification Services Inc.

ANT 3

DH Packet	Pulse Width (msec)	Number of Pulses in 3.16 seconds	Average Time of Occupancy (sec)	Limit (sec)	Margin (sec)
GFSK Normal Mode					
DH1	0.379	32	0.121	0.4	-0.279
DH3	1.632	16	0.261	0.4	-0.139
DH5	2.876	11	0.316	0.4	-0.084
DH Packet	Pulse Width (sec)	Number of Pulses in 0.8 seconds	Average Time of Occupancy (sec)	Limit (sec)	Margin (sec)
GFSK AFH Mode					
DH1	0.379	8	0.030	0.4	-0.370
DH3	1.632	4	0.065	0.4	-0.335
DH5	2.876	2.75	0.079	0.4	-0.321

UL VERIFICATION SERVICES INC.
47173 Benicia Street, Fremont, CA 94538; USA TEL:(510) 319-4000 FAX:(510) 661-0888
This report shall not be reproduced except in full, without the written approval of UL Verification Services Inc.

PULSE WIDTH – DH1

NUMBER OF PULSES IN 3.16 SECOND OBSERVATION PERIOD – DH1

PULSE WIDTH – DH3

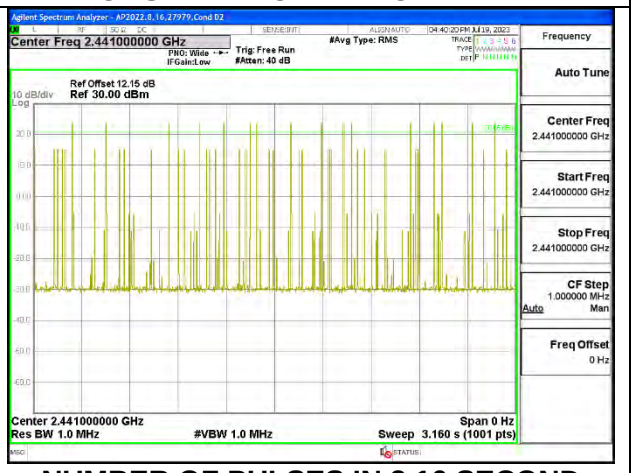

NUMBER OF PULSES IN 3.16 SECOND OBSERVATION PERIOD – DH3

PULSE WIDTH – DH5

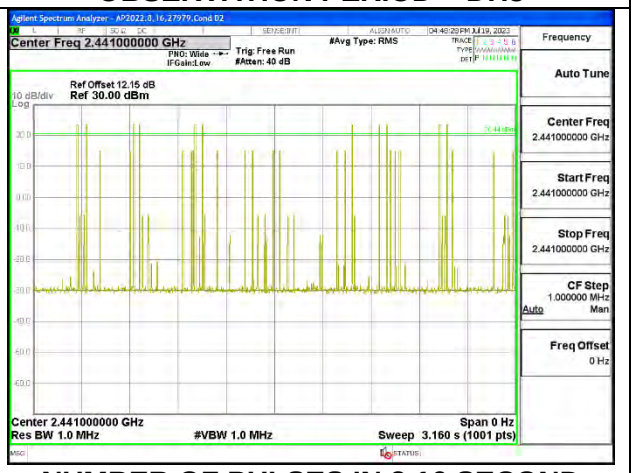

NUMBER OF PULSES IN 3.16 SECOND OBSERVATION PERIOD – DH5

UL VERIFICATION SERVICES INC.
47173 Benicia Street, Fremont, CA 94538; USA TEL:(510) 319-4000 FAX:(510) 661-0888
This report shall not be reproduced except in full, without the written approval of UL Verification Services Inc.

9.6. OUTPUT POWER

LIMITS

§15.247 (b) (1)

RSS-247 (5.4) (b)

The maximum antenna gain is less than 6 dBi, therefore the limit is 30 dBm. Alternatively, frequency hopping systems operating in the 2400-2483.5 MHz band may have hopping channel carrier frequencies that are separated by 25 kHz or two-thirds of the 20 dB bandwidth of the hopping channel, whichever is greater, provided the systems operate with an output power no greater than 125 mW.

For frequency hopping systems operating in the 2400-2483.5 MHz band employing at least 75 non-overlapping hopping channels, and all frequency hopping systems in the 5725-5850 MHz band: 1 watt. For all other frequency hopping systems in the 2400-2483.5 MHz band: 0.125 watts

TEST PROCEDURE

Measurements perform using a wideband RF power meter.

The power output was measured on the EUT antenna port using SMA cable with 10dB attenuator connected to a power meter via wideband peak power sensor. Peak output power was read directly from the power meter.

DIRECTIONAL ANTENNA GAIN

For 1 TX:
There is only one transmitter output therefore the directional gain is equal to the antenna gain.

For 2 TX:

Tx chains are correlated for power due to the device supporting Beamforming documented in section 8.13. The directional gains are as follows:

Band (GHz)	ANT 4 Antenna Gain (dBi)	ANT 3 Antenna Gain (dBi)	Uncorrelated Chains Directional Gain (dBi)	Correlated Chains Directional Gain (dBi)
2.4	-4.00	-1.50	-2.57	0.35

UL VERIFICATION SERVICES INC.
47173 Benicia Street, Fremont, CA 94538; USA TEL:(510) 319-4000 FAX:(510) 661-0888
This report shall not be reproduced except in full, without the written approval of UL Verification Services Inc.

DIRECTIONAL GAIN CALCULATION:

ANSI C63.10-2013 section 14.4.3

Uncorrelated directional gain=10*LOG((10^(Ant1/10)+10^(Ant2/10))/2)
Correlated directional Gain=10*LOG(((10^(Ant1/20)+10^(Ant2/20))^2)/2)

Sample Calculation:

Ant4=-4, Ant3=-1.5

Uncorrelated Antenna gain=10log[(10^(-3.24/10)+10^(-1.56/10))/2]=-2.57dBi

Correlated Antenna gain=10log[(10^(-3.24/20)+10^(-1.56/20))^2)/2]=0.35dBi

RESULTS

UL VERIFICATION SERVICES INC.
47173 Benicia Street, Fremont, CA 94538; USA TEL:(510) 319-4000 FAX:(510) 661-0888
This report shall not be reproduced except in full, without the written approval of UL Verification Services Inc.

9.6.1. HIGH POWER BASIC DATA RATE GFSK MODULATION

ANT 4

Tested By:	44366
Date:	5/30/2023

Channel	Frequency (MHz)	Output Power (dBm)	Limit (dBm)	Margin (dB)
Low	2402	20.10	21	-0.9
Middle	2441	20.26	21	-0.74
High	2480	20.35	21	-0.65

ANT 3

Tested By:	44366
Date:	5/30/2023

Channel	Frequency (MHz)	Output Power (dBm)	Limit (dBm)	Margin (dB)
Low	2402	20.36	21	-0.64
Middle	2441	20.14	21	-0.86
High	2480	20.21	21	-0.79

9.6.2. HIGH POWER BASIC DATA RATE TXBF GFSK MODULATION

ANT 4 + ANT 3

Tested By:	44366
Date:	5/30/2023

Channel	Frequency (MHz)	Output Power ANT 4 (dBm)	Output Power ANT 3 (dBm)	Total Power (dBm)	Limit (dBm)	Margin (dB)
Low	2402	17.42	17.07	20.26	21	-0.74
Middle	2441	17.17	17.29	20.24	21	-0.76
High	2480	17.23	17.33	20.29	21	-0.71

UL VERIFICATION SERVICES INC.
47173 Benicia Street, Fremont, CA 94538; USA TEL:(510) 319-4000 FAX:(510) 661-0888
This report shall not be reproduced except in full, without the written approval of UL Verification Services Inc.

9.6.3. HIGH POWER ENHANCED DATA RATE QPSK MODULATION

ANT 4

Tested By:	44366
Date:	5/30/2023

Channel	Frequency (MHz)	Output Power (dBm)	Limit (dBm)	Margin (dB)
Low	2402	16.57	21	-4.43
Middle	2441	16.66	21	-4.34
High	2480	16.64	21	-4.36

ANT 3

Tested By:	44366
Date:	5/30/2023

Channel	Frequency (MHz)	Output Power (dBm)	Limit (dBm)	Margin (dB)
Low	2402	16.58	21	-4.42
Middle	2441	16.68	21	-4.32
High	2480	16.49	21	-4.51

9.6.4. HIGH POWER ENHANCED DATA RATE TXBF QPSK MODULATION

ANT 4 + ANT 3

Tested By:	44366
Date:	5/30/2023

Channel	Frequency (MHz)	Output Power ANT 4 (dBm)	Output Power ANT 3 (dBm)	Total Power (dBm)	Limit (dBm)	Margin (dB)
Low	2402	13.66	13.54	16.61	21	-4.39
Middle	2441	13.55	13.68	16.63	21	-4.37
High	2480	13.68	13.73	16.72	21	-4.28

UL VERIFICATION SERVICES INC.
47173 Benicia Street, Fremont, CA 94538; USA TEL:(510) 319-4000 FAX:(510) 661-0888
This report shall not be reproduced except in full, without the written approval of UL Verification Services Inc.

9.6.5. HIGH POWER ENHANCED DATA RATE 8PSK MODULATION

ANT 4

Tested By:	44366
Date:	5/30/2023

Channel	Frequency (MHz)	Output Power (dBm)	Limit (dBm)	Margin (dB)
Low	2402	16.70	21	-4.3
Middle	2441	16.77	21	-4.23
High	2480	16.74	21	-4.26

ANT 3

Tested By:	44366
Date:	5/30/2023

Channel	Frequency (MHz)	Output Power (dBm)	Limit (dBm)	Margin (dB)
Low	2402	16.73	21	-4.27
Middle	2441	16.74	21	-4.26
High	2480	16.64	21	-4.36

9.6.6. HIGH POWER ENHANCED DATA RATE TXBF 8PSK MODULATION

ANT 4 + ANT 3

Tested By:	44366
Date:	5/30/2023

Channel	Frequency (MHz)	Output Power ANT 4 (dBm)	Output Power ANT 3 (dBm)	Total Power (dBm)	Limit (dBm)	Margin (dB)
Low	2402	13.71	13.69	16.71	21	-4.29
Middle	2441	13.65	13.73	16.70	21	-4.30
High	2480	13.76	13.85	16.82	21	-4.18

UL VERIFICATION SERVICES INC.
47173 Benicia Street, Fremont, CA 94538; USA TEL:(510) 319-4000 FAX:(510) 661-0888
This report shall not be reproduced except in full, without the written approval of UL Verification Services Inc.

9.6.7. LOW POWER BASIC DATA RATE GFSK MODULATION

ANT 4

Tested By:	44366
Date:	5/30/2023

Channel	Frequency (MHz)	Output Power (dBm)	Limit (dBm)	Margin (dB)
Low	2402	11.43	21	-9.57
Middle	2441	11.40	21	-9.6
High	2480	11.02	21	-9.98

ANT 3

Tested By:	44366
Date:	5/30/2023

Channel	Frequency (MHz)	Output Power (dBm)	Limit (dBm)	Margin (dB)
Low	2402	12.86	21	-8.14
Middle	2441	12.66	21	-8.34
High	2480	12.85	21	-8.15

9.6.8. LOW POWER BASIC DATA RATE TXBF GFSK MODULATION

ANT 4 + ANT 3

Tested By:	44366
Date:	5/30/2023

Channel	Frequency (MHz)	Output Power ANT 4 (dBm)	Output Power ANT 3 (dBm)	Total Power (dBm)	Limit (dBm)	Margin (dB)
Low	2402	11.32	12.79	15.13	21	-5.87
Middle	2441	11.19	12.75	15.05	21	-5.95
High	2480	10.83	12.69	14.87	21	-6.13

UL VERIFICATION SERVICES INC.
47173 Benicia Street, Fremont, CA 94538; USA TEL:(510) 319-4000 FAX:(510) 661-0888
This report shall not be reproduced except in full, without the written approval of UL Verification Services Inc.

9.6.9. LOW POWER ENHANCED DATA RATE QPSK MODULATION

ANT 4

Tested By:	44366
Date:	5/30/2023

Channel	Frequency (MHz)	Output Power (dBm)	Limit (dBm)	Margin (dB)
Low	2402	11.27	21	-9.73
Middle	2441	11.33	21	-9.67
High	2480	11.04	21	-9.96

ANT 3

Tested By:	44366
Date:	5/30/2023

Channel	Frequency (MHz)	Output Power (dBm)	Limit (dBm)	Margin (dB)
Low	2402	11.31	21	-9.69
Middle	2441	11.44	21	-9.56
High	2480	11.07	21	-9.93

9.6.10. LOW POWER ENHANCED DATA RATE TXBF QPSK MODULATION

ANT 4 + ANT 3

Tested By:	44366
Date:	5/30/2023

Channel	Frequency (MHz)	Output Power ANT 4 (dBm)	Output Power ANT 3 (dBm)	Total Power (dBm)	Limit (dBm)	Margin (dB)
Low	2402	11.16	11.42	14.30	21	-6.70
Middle	2441	11.21	11.02	14.13	21	-6.87
High	2480	10.92	11.18	14.06	21	-6.94

UL VERIFICATION SERVICES INC.
47173 Benicia Street, Fremont, CA 94538; USA TEL:(510) 319-4000 FAX:(510) 661-0888
This report shall not be reproduced except in full, without the written approval of UL Verification Services Inc.

9.6.11. LOW POWER ENHANCED DATA RATE 8PSK MODULATION

ANT 4

Tested By:	44366
Date:	5/30/2023

Channel	Frequency (MHz)	Output Power (dBm)	Limit (dBm)	Margin (dB)
Low	2402	11.34	21	-9.66
Middle	2441	11.44	21	-9.56
High	2480	11.09	21	-9.91

ANT 3

Tested By:	44366
Date:	5/30/2023

Channel	Frequency (MHz)	Output Power (dBm)	Limit (dBm)	Margin (dB)
Low	2402	11.41	21	-9.59
Middle	2441	11.52	21	-9.48
High	2480	11.19	21	-9.81

9.6.12. LOW POWER ENHANCED DATA RATE TXBF 8PSK MODULATION

ANT 4 + ANT 3

Tested By:	44366
Date:	5/30/2023

Channel	Frequency (MHz)	Output Power ANT 4 (dBm)	Output Power ANT 3 (dBm)	Total Power (dBm)	Limit (dBm)	Margin (dB)
Low	2402	11.27	11.57	14.43	21	-6.57
Middle	2441	11.33	11.09	14.22	21	-6.78
High	2480	11.03	11.31	14.18	21	-6.82

UL VERIFICATION SERVICES INC.
47173 Benicia Street, Fremont, CA 94538; USA TEL:(510) 319-4000 FAX:(510) 661-0888
This report shall not be reproduced except in full, without the written approval of UL Verification Services Inc.

9.7. AVERAGE POWER

LIMITS

None; for reporting purposes only

TEST PROCEDURE

Measurements perform using a wideband RF power meter.

The power output was measured on the EUT antenna port using SMA cable with 10dB attenuator connected to a power meter via wideband average power sensor. Gated average output power was read directly from power meter.

RESULTS

UL VERIFICATION SERVICES INC.
47173 Benicia Street, Fremont, CA 94538; USA TEL:(510) 319-4000 FAX:(510) 661-0888
This report shall not be reproduced except in full, without the written approval of UL Verification Services Inc.

9.7.1. HIGH POWER BASIC DATA RATE GFSK MODULATION

ANT 4

Tested By:	44366
Date	5/30/2023

Channel	Frequency (MHz)	Average Power (dBm)
Low	2402	19.88
Middle	2441	19.87
High	2480	19.95

ANT 3

Tested By:	44366
Date	5/30/2023

Channel	Frequency (MHz)	Average Power (dBm)
Low	2402	19.92
Middle	2441	19.90
High	2480	19.79

9.7.2. HIGH POWER BASIC DATA RATE TXBF GFSK MODULATION

ANT 4 + ANT 3

Tested By:	44366
Date:	5/30/2023

Channel	Frequency (MHz)	Average Power ANT 4 (dBm)	Average Power ANT 3 (dBm)	Total Power (dBm)
Low	2402	16.98	16.84	19.92
Middle	2441	16.95	16.97	19.97
High	2480	16.86	16.83	19.86

UL VERIFICATION SERVICES INC.
47173 Benicia Street, Fremont, CA 94538; USA TEL:(510) 319-4000 FAX:(510) 661-0888
This report shall not be reproduced except in full, without the written approval of UL Verification Services Inc.

9.7.3. HIGH POWER ENHANCED DATA RATE QPSK MODULATION

ANT 4

Tested By:	44366
Date	5/30/2023

Channel	Frequency (MHz)	Average Power (dBm)
Low	2402	16.27
Middle	2441	16.34
High	2480	16.32

ANT 3

Tested By:	44366
Date	5/30/2023

Channel	Frequency (MHz)	Average Power (dBm)
Low	2402	16.30
Middle	2441	16.36
High	2480	16.18

9.7.4. HIGH POWER BASIC DATA RATE TXBF QPSK MODULATION

ANT 4 + ANT 3

Tested By:	44366
Date:	5/30/2023

Channel	Frequency (MHz)	Average Power ANT 4 (dBm)	Average Power ANT 3 (dBm)	Total Power (dBm)
Low	2402	13.36	13.25	16.32
Middle	2441	13.28	13.37	16.34
High	2480	13.37	13.46	16.43

UL VERIFICATION SERVICES INC.
47173 Benicia Street, Fremont, CA 94538; USA TEL:(510) 319-4000 FAX:(510) 661-0888
This report shall not be reproduced except in full, without the written approval of UL Verification Services Inc.

9.7.5. HIGH POWER ENHANCED DATA RATE 8PSK MODULATION

ANT 4

Tested By:	44366
Date	5/30/2023

Channel	Frequency (MHz)	Average Power (dBm)
Low	2402	16.40
Middle	2441	16.45
High	2480	16.42

ANT 3

Tested By:	44366
Date	5/30/2023

Channel	Frequency (MHz)	Average Power (dBm)
Low	2402	16.45
Middle	2441	16.42
High	2480	16.33

9.7.6. HIGH POWER BASIC DATA RATE TXBF 8PSK MODULATION

ANT 4 + ANT 3

Tested By:	44366
Date:	5/30/2023

Channel	Frequency (MHz)	Average Power ANT 4 (dBm)	Average Power ANT 3 (dBm)	Total Power (dBm)
Low	2402	13.41	13.40	16.42
Middle	2441	13.38	13.42	16.41
High	2480	13.45	13.48	16.48

UL VERIFICATION SERVICES INC.
47173 Benicia Street, Fremont, CA 94538; USA TEL:(510) 319-4000 FAX:(510) 661-0888
This report shall not be reproduced except in full, without the written approval of UL Verification Services Inc.

9.7.7. LOW POWER BASIC DATA RATE GFSK MODULATION

ANT 4

Tested By:	44366
Date	5/30/2023

Channel	Frequency (MHz)	Average Power (dBm)
Low	2402	10.93
Middle	2441	10.97
High	2480	10.53

ANT 3

Tested By:	44366
Date	5/30/2023

Channel	Frequency (MHz)	Average Power (dBm)
Low	2402	12.47
Middle	2441	12.44
High	2480	12.38

9.7.8. LOW POWER BASIC DATA RATE TXBF GFSK MODULATION

ANT 4 + ANT 3

Tested By:	44366
Date:	5/30/2023

Channel	Frequency (MHz)	Average Power ANT 4 (dBm)	Average Power ANT 3 (dBm)	Total Power (dBm)
Low	2402	10.97	12.45	14.78
Middle	2441	10.90	12.44	14.75
High	2480	10.62	12.38	14.60

UL VERIFICATION SERVICES INC.
47173 Benicia Street, Fremont, CA 94538; USA TEL:(510) 319-4000 FAX:(510) 661-0888
This report shall not be reproduced except in full, without the written approval of UL Verification Services Inc.

9.7.9. LOW POWER ENHANCED DATA RATE QPSK MODULATION

ANT 4

Tested By:	44366
Date	5/30/2023

Channel	Frequency (MHz)	Average Power (dBm)
Low	2402	8.36
Middle	2441	8.35
High	2480	8.08

ANT 3

Tested By:	44366
Date	5/30/2023

Channel	Frequency (MHz)	Average Power (dBm)
Low	2402	8.23
Middle	2441	8.33
High	2480	8.04

9.7.10. LOW POWER BASIC DATA RATE TXBF QPSK MODULATION

ANT 4 + ANT 3

Tested By:	44366
Date:	5/30/2023

Channel	Frequency (MHz)	Average Power ANT 4 (dBm)	Average Power ANT 3 (dBm)	Total Power (dBm)
Low	2402	8.29	8.28	11.30
Middle	2441	8.30	8.31	11.32
High	2480	8.02	7.92	10.98

UL VERIFICATION SERVICES INC.
47173 Benicia Street, Fremont, CA 94538; USA TEL:(510) 319-4000 FAX:(510) 661-0888
This report shall not be reproduced except in full, without the written approval of UL Verification Services Inc.

9.7.11. LOW POWER ENHANCED DATA RATE 8PSK MODULATION

ANT 4

Tested By:	44366
Date	5/30/2023

Channel	Frequency (MHz)	Average Power (dBm)
Low	2402	8.43
Middle	2441	8.46
High	2480	8.13

ANT 3

Tested By:	44366
Date	5/30/2023

Channel	Frequency (MHz)	Average Power (dBm)
Low	2402	8.33
Middle	2441	8.41
High	2480	8.16

9.7.12. LOW POWER BASIC DATA RATE TXBF 8PSK MODULATION

ANT 4 + ANT 3

Tested By:	44366
Date:	5/30/2023

Channel	Frequency (MHz)	Average Power ANT 4 (dBm)	Average Power ANT 3 (dBm)	Total Power (dBm)
Low	2402	8.40	8.43	11.43
Middle	2441	8.42	8.38	11.41
High	2480	8.13	8.05	11.10

UL VERIFICATION SERVICES INC.
47173 Benicia Street, Fremont, CA 94538; USA TEL:(510) 319-4000 FAX:(510) 661-0888
This report shall not be reproduced except in full, without the written approval of UL Verification Services Inc.

9.8. CONDUCTED SPURIOUS EMISSIONS

LIMITS

FCC §15.247 (d)

RSS-247 5.5

Limit = -20 dBc

TEST PROCEDURE

The transmitter output is connected to a spectrum analyzer. The resolution bandwidth is set to 100 kHz. The video bandwidth is set to 300 kHz.

The spectrum from 30 MHz to 26 GHz is investigated with the transmitter set to the lowest, middle, and highest channels.

The band edges at 2.4 and 2.4835 GHz are investigated with the transmitter set to the normal hopping mode.

RESULTS

UL VERIFICATION SERVICES INC.
47173 Benicia Street, Fremont, CA 94538; USA TEL:(510) 319-4000 FAX:(510) 661-0888
This report shall not be reproduced except in full, without the written approval of UL Verification Services Inc.

9.8.1. HIGH POWER BASIC DATA RATE GFSK MODULATION

ANT 4 SPURIOUS EMISSIONS, NON-HOPPING

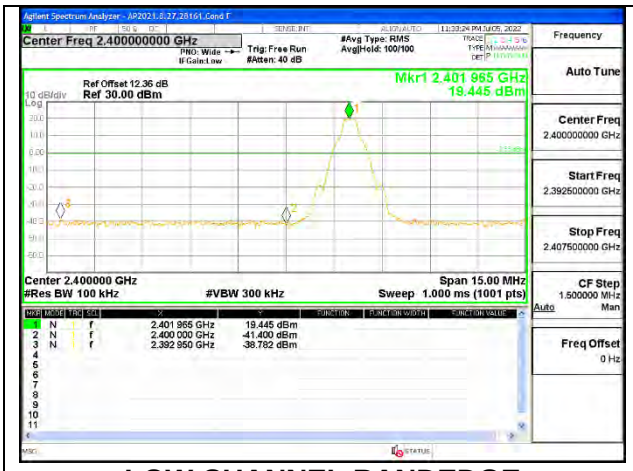

LOW CHANNEL BANDEDGE

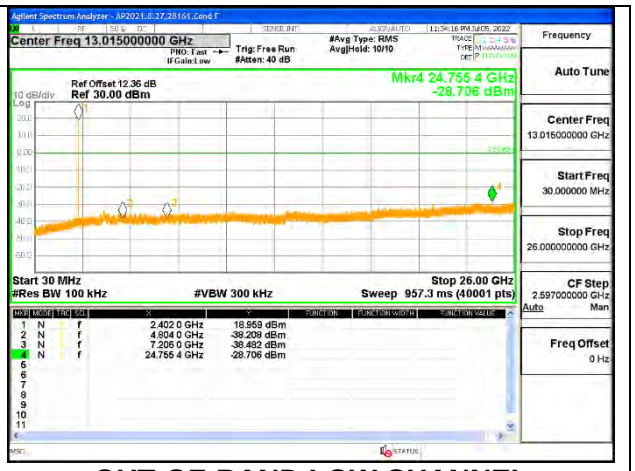

OUT-OF-BAND LOW CHANNEL

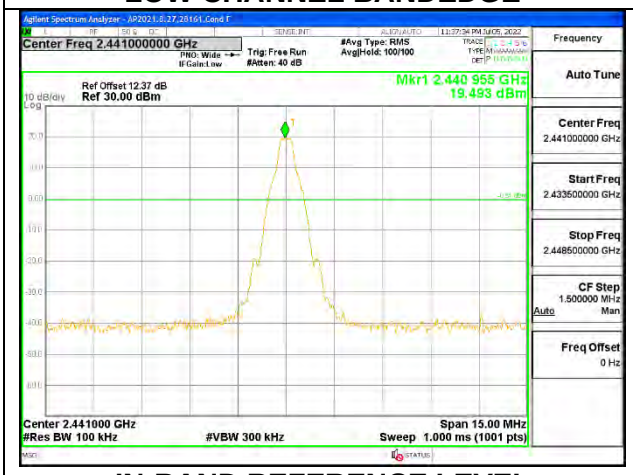

IN-BAND REFERENCE LEVEL

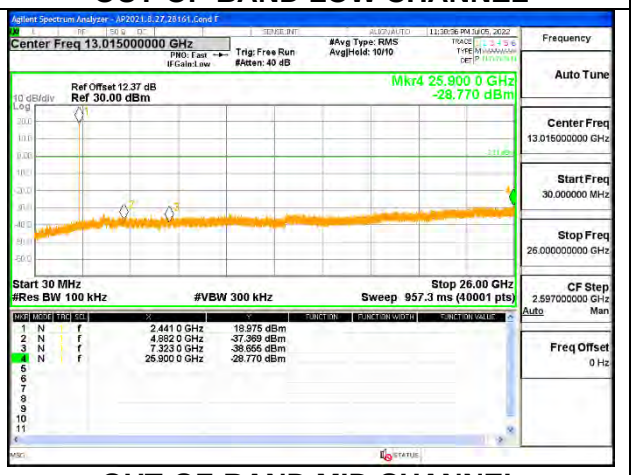

OUT-OF-BAND MID CHANNEL

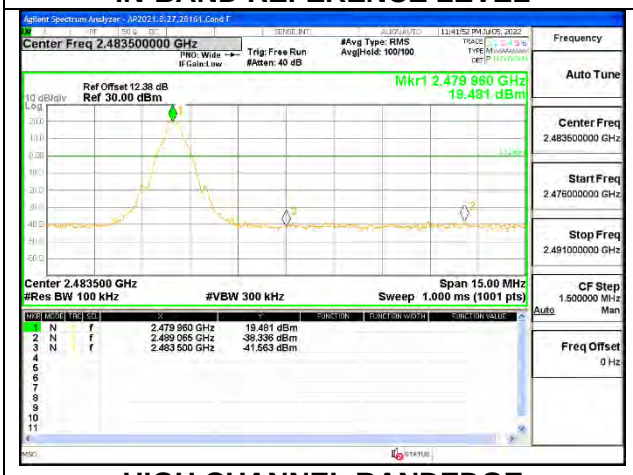

HIGH CHANNEL BANDEDGE

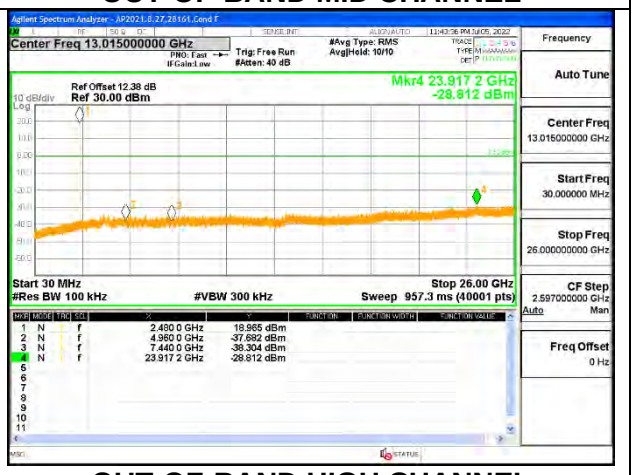

OUT-OF-BAND HIGH CHANNEL

UL VERIFICATION SERVICES INC.
47173 Benicia Street, Fremont, CA 94538; USA TEL:(510) 319-4000 FAX:(510) 661-0888
This report shall not be reproduced except in full, without the written approval of UL Verification Services Inc.

ANT 4 SPURIOUS BANDEDGE EMISSIONS WITH HOPPING ON

LOW BANDEDGE

HIGH BANDEDGE

UL VERIFICATION SERVICES INC.
47173 Benicia Street, Fremont, CA 94538; USA TEL:(510) 319-4000 FAX:(510) 661-0888
This report shall not be reproduced except in full, without the written approval of UL Verification Services Inc.

ANT 3 SPURIOUS EMISSIONS, NON-HOPPING

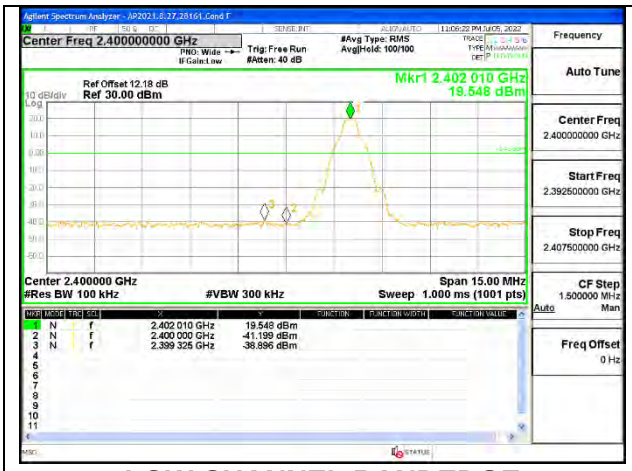

LOW CHANNEL BANDEDGE

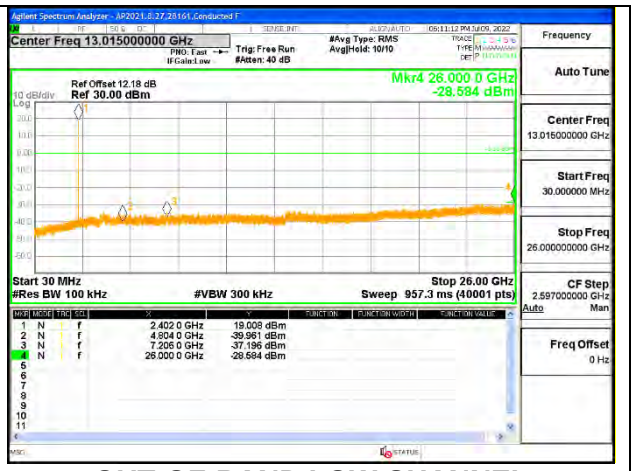

OUT-OF-BAND LOW CHANNEL

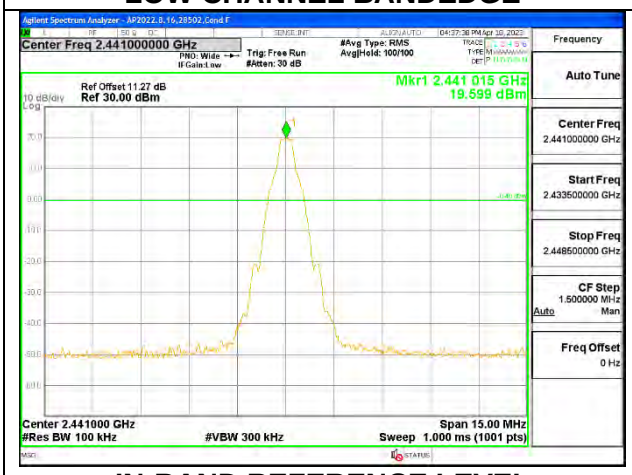

IN-BAND REFERENCE LEVEL

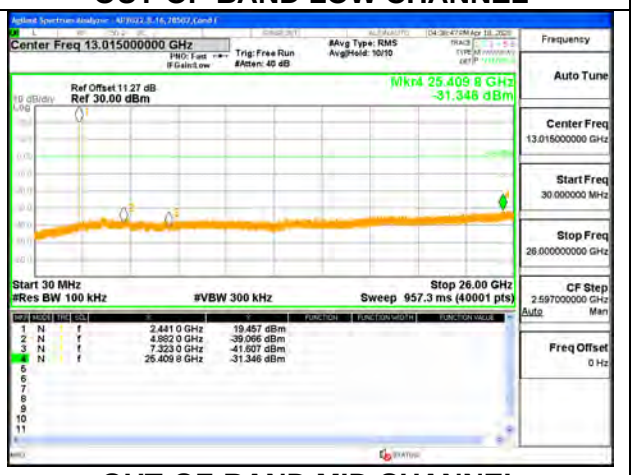

OUT-OF-BAND MID CHANNEL

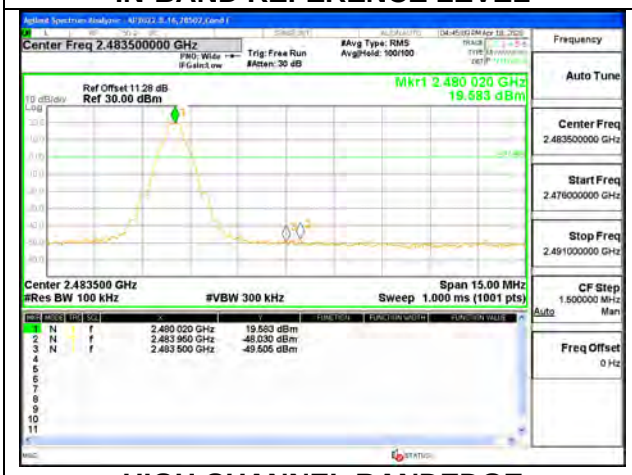

HIGH CHANNEL BANDEDGE

OUT-OF-BAND HIGH CHANNEL

UL VERIFICATION SERVICES INC.
47173 Benicia Street, Fremont, CA 94538; USA TEL:(510) 319-4000 FAX:(510) 661-0888
This report shall not be reproduced except in full, without the written approval of UL Verification Services Inc.

ANT 3 SPURIOUS BANDEDGE EMISSIONS WITH HOPPING ON

LOW BANDEDGE

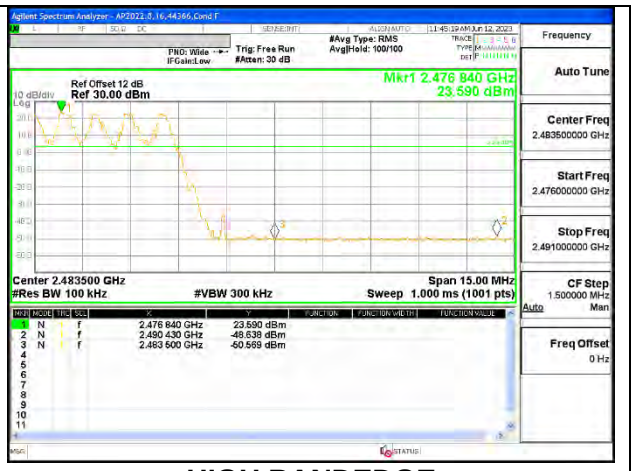

HIGH BANDEDGE

UL VERIFICATION SERVICES INC.
47173 Benicia Street, Fremont, CA 94538; USA TEL:(510) 319-4000 FAX:(510) 661-0888
This report shall not be reproduced except in full, without the written approval of UL Verification Services Inc.

9.8.2. HIGH POWER BASIC DATA RATE TXBF GFSK MODULATION

Note: Test procedure on beamforming mode is same as BT basic and EDR mode

ANT 4

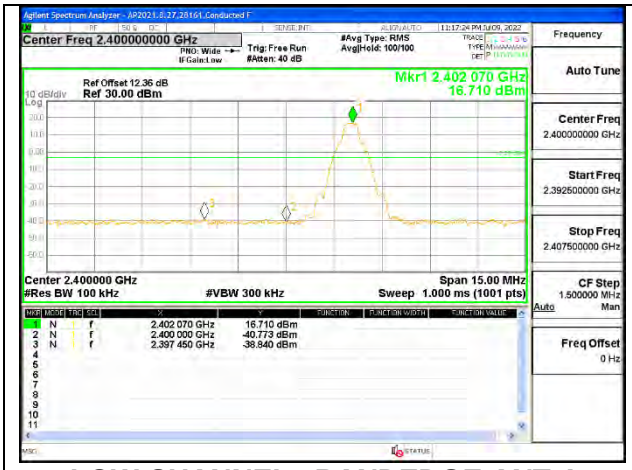

LOW CHANNEL , BANDEDGE ANT 4

LOW CHANNEL OUT-OF-BAND ANT 4

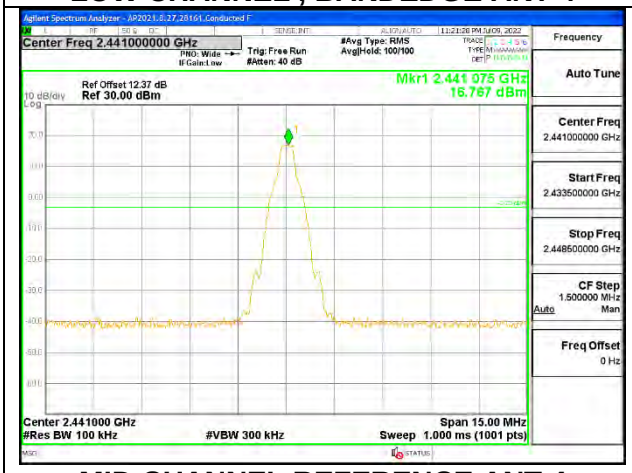

MID CHANNEL REFERENCE ANT 4

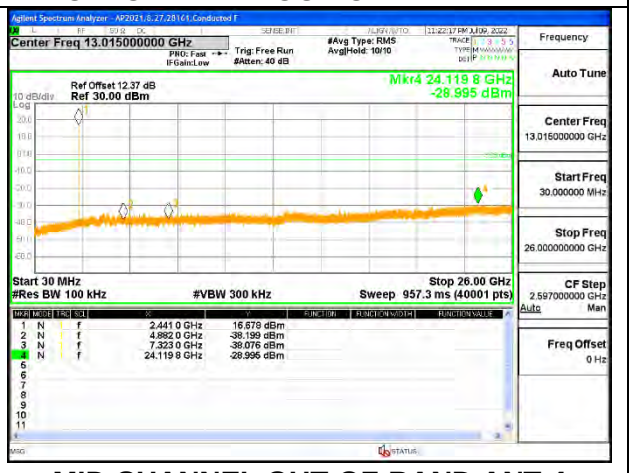

MID CHANNEL OUT-OF-BAND ANT 4

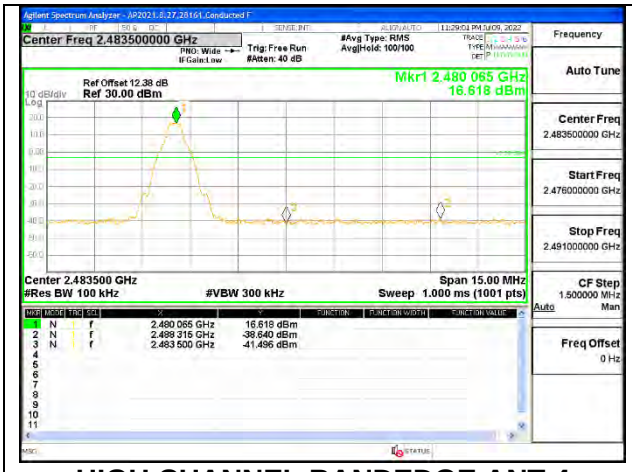

HIGH CHANNEL BANDEDGE ANT 4

HIGH CHANNEL OUT-OF-BAND ANT 4

UL VERIFICATION SERVICES INC.
47173 Benicia Street, Fremont, CA 94538; USA TEL:(510) 319-4000 FAX:(510) 661-0888

This report shall not be reproduced except in full, without the written approval of UL Verification Services Inc.

ANT 4 SPURIOUS BANDEDGE EMISSIONS WITH HOPPING ON

LOW BANDEDGE

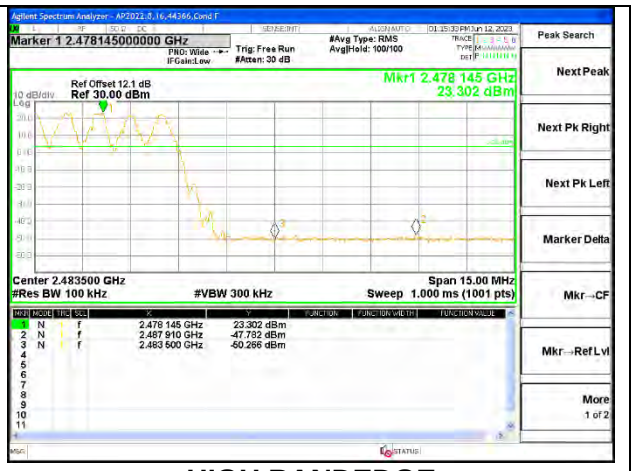

HIGH BANDEDGE

UL VERIFICATION SERVICES INC.
47173 Benicia Street, Fremont, CA 94538; USA TEL:(510) 319-4000 FAX:(510) 661-0888
This report shall not be reproduced except in full, without the written approval of UL Verification Services Inc.

ANT 3

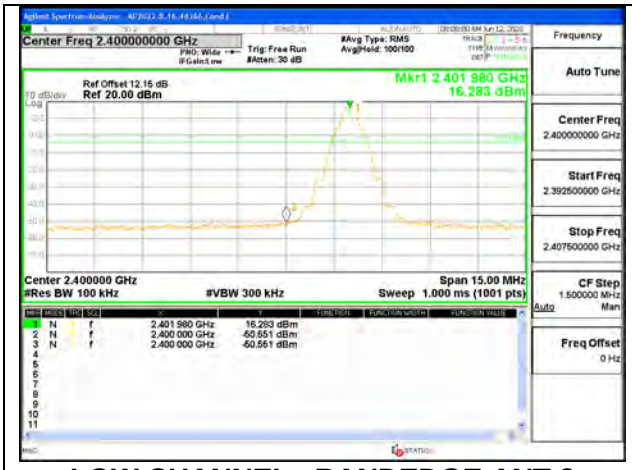

LOW CHANNEL , BANDEDGE ANT 3

LOW CHANNEL OUT-OF-BAND ANT 3

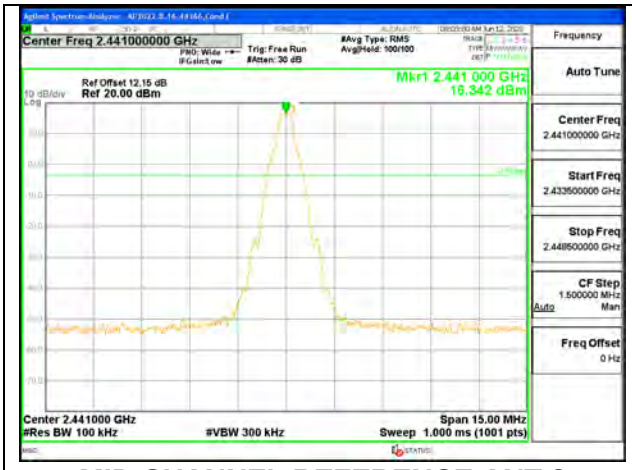

MID CHANNEL REFERENCE ANT 3

MID CHANNEL OUT-OF-BAND ANT 3

HIGH CHANNEL BANDEDGE ANT 3

HIGH CHANNEL OUT-OF-BAND ANT 3

UL VERIFICATION SERVICES INC.
47173 Benicia Street, Fremont, CA 94538; USA TEL:(510) 319-4000 FAX:(510) 661-0888
This report shall not be reproduced except in full, without the written approval of UL Verification Services Inc.

ANT 3 SPURIOUS BANDEDGE EMISSIONS WITH HOPPING ON

LOW BANDEDGE

HIGH BANDEDGE

UL VERIFICATION SERVICES INC.
47173 Benicia Street, Fremont, CA 94538; USA TEL:(510) 319-4000 FAX:(510) 661-0888
This report shall not be reproduced except in full, without the written approval of UL Verification Services Inc.

9.8.3. HIGH POWER ENHANCED DATA RATE 8PSK MODULATION

ANT 4 SPURIOUS EMISSIONS, NON-HOPPING

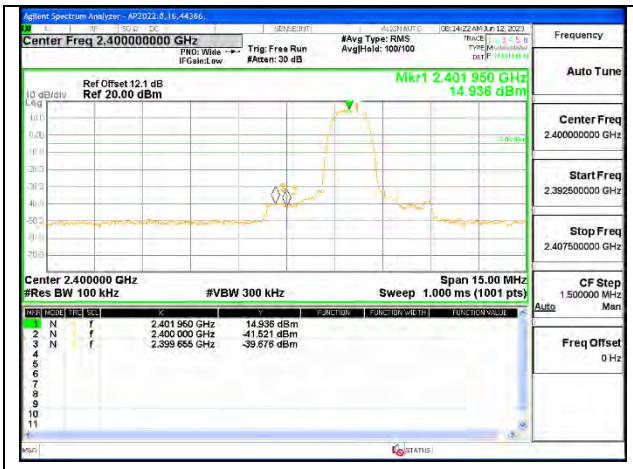

LOW CHANNEL BANDEDGE

OUT-OF-BAND LOW CHANNEL

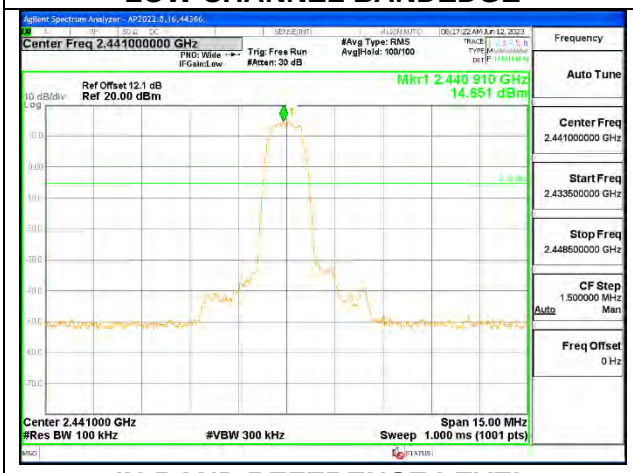

IN-BAND REFERENCE LEVEL

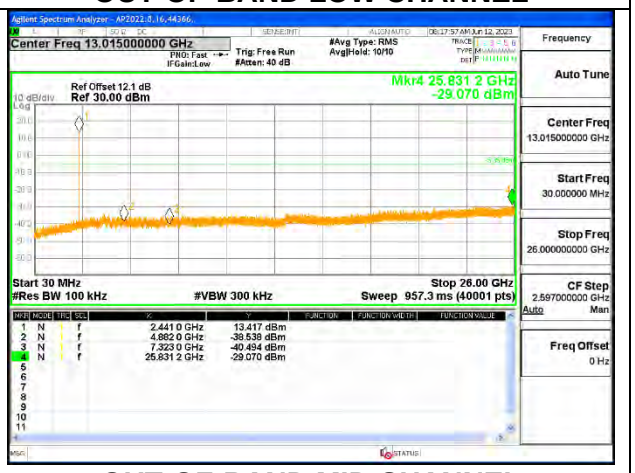

OUT-OF-BAND MID CHANNEL

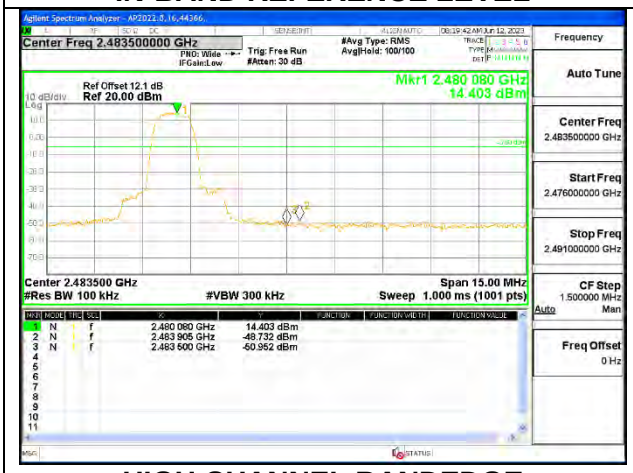

HIGH CHANNEL BANDEDGE

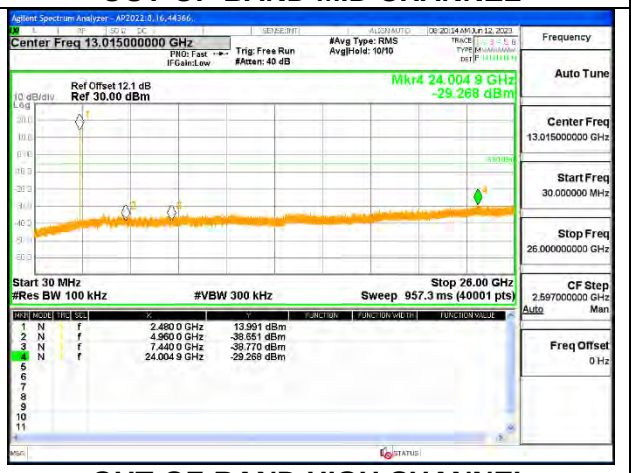

OUT-OF-BAND HIGH CHANNEL

UL VERIFICATION SERVICES INC.
47173 Benicia Street, Fremont, CA 94538; USA TEL:(510) 319-4000 FAX:(510) 661-0888
This report shall not be reproduced except in full, without the written approval of UL Verification Services Inc.

ANT 4 SPURIOUS BANDEDGE EMISSIONS WITH HOPPING ON

LOW BANDEDGE

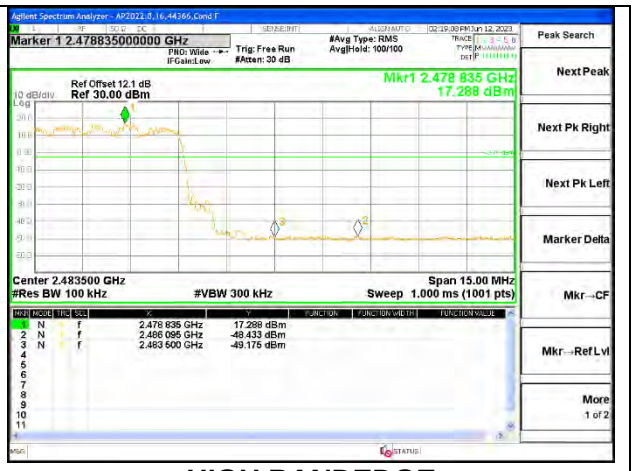

HIGH BANDEDGE

UL VERIFICATION SERVICES INC.
47173 Benicia Street, Fremont, CA 94538; USA TEL:(510) 319-4000 FAX:(510) 661-0888
This report shall not be reproduced except in full, without the written approval of UL Verification Services Inc.

ANT 3 SPURIOUS EMISSIONS, NON-HOPPING

LOW CHANNEL BANDEDGE

OUT-OF-BAND LOW CHANNEL

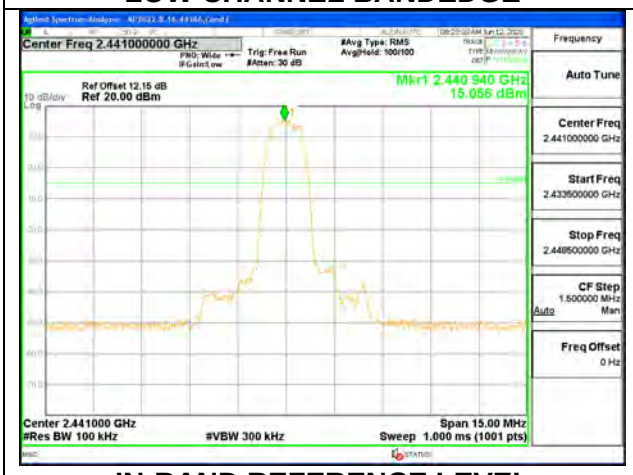

IN-BAND REFERENCE LEVEL

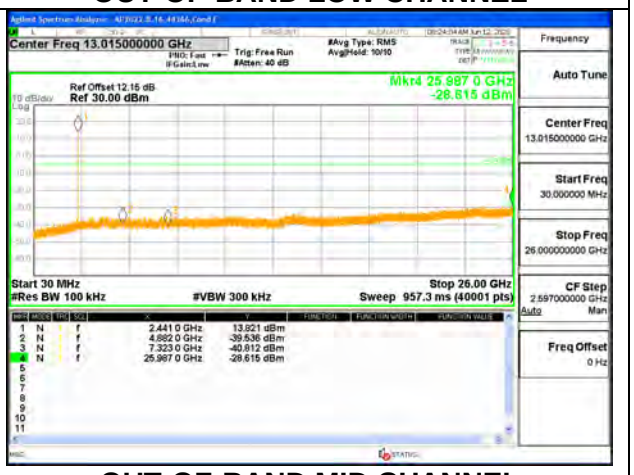

OUT-OF-BAND MID CHANNEL

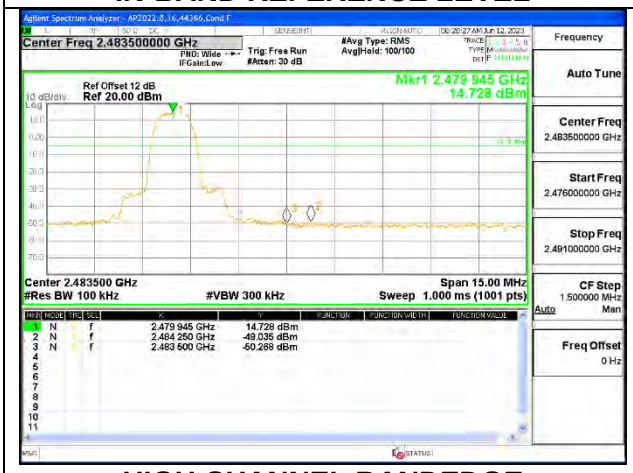

HIGH CHANNEL BANDEDGE

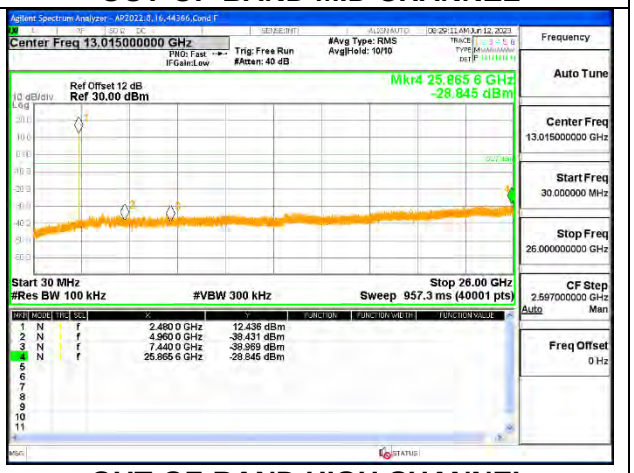

OUT-OF-BAND HIGH CHANNEL

UL VERIFICATION SERVICES INC.
47173 Benicia Street, Fremont, CA 94538; USA TEL:(510) 319-4000 FAX:(510) 661-0888
This report shall not be reproduced except in full, without the written approval of UL Verification Services Inc.

ANT 3 SPURIOUS BANDEDGE EMISSIONS WITH HOPPING ON

LOW BANDEDGE

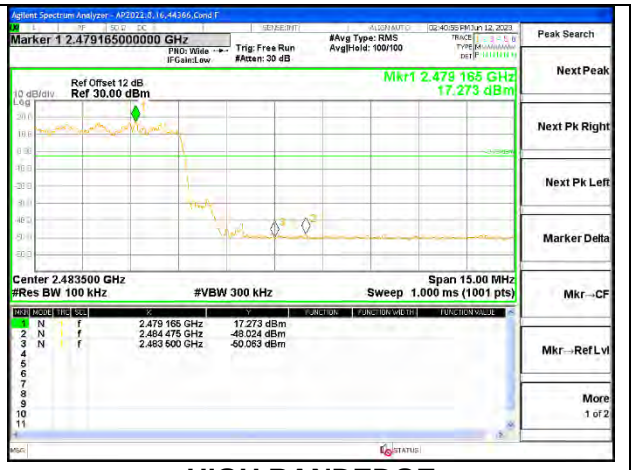

HIGH BANDEDGE

UL VERIFICATION SERVICES INC.
47173 Benicia Street, Fremont, CA 94538; USA TEL:(510) 319-4000 FAX:(510) 661-0888
This report shall not be reproduced except in full, without the written approval of UL Verification Services Inc.

9.8.4. HIGH POWER TXBF ENHANCED DATA RATE 8PSK MODULATION

Note: Test procedure on beamforming mode is same as BT basic and EDR mode

ANT 4

LOW CHANNEL , BANDEDGE ANT 4

LOW CHANNEL OUT-OF-BAND ANT 4

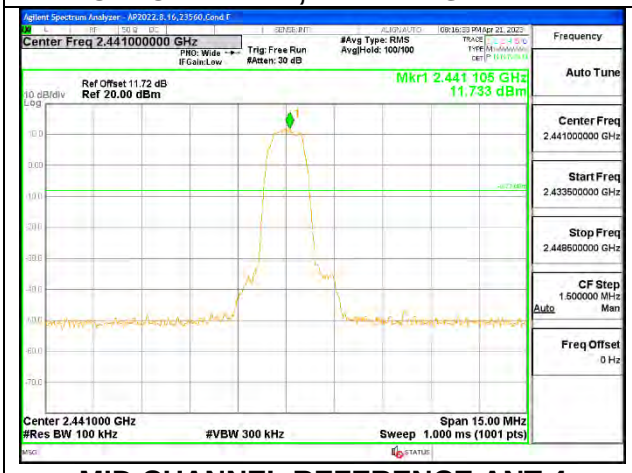

MID CHANNEL REFERENCE ANT 4

MID CHANNEL OUT-OF-BAND ANT 4

HIGH CHANNEL BANDEDGE ANT 4

HIGH CHANNEL OUT-OF-BAND ANT 4

UL VERIFICATION SERVICES INC.
47173 Benicia Street, Fremont, CA 94538; USA TEL:(510) 319-4000 FAX:(510) 661-0888

This report shall not be reproduced except in full, without the written approval of UL Verification Services Inc.

ANT 4 SPURIOUS BANDEDGE EMISSIONS WITH HOPPING ON

LOW BANDEDGE

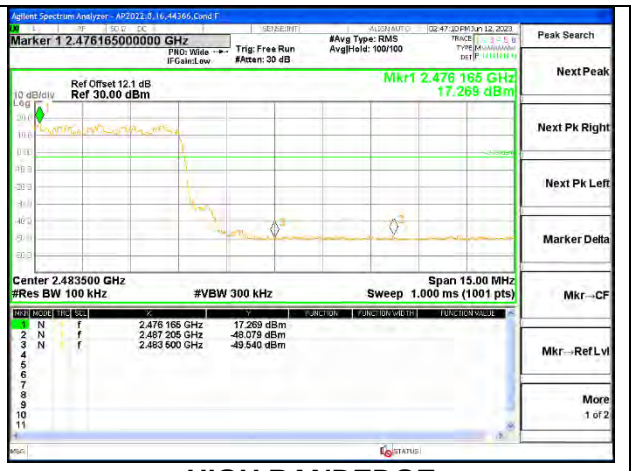

HIGH BANDEDGE

UL VERIFICATION SERVICES INC.
47173 Benicia Street, Fremont, CA 94538; USA TEL:(510) 319-4000 FAX:(510) 661-0888
This report shall not be reproduced except in full, without the written approval of UL Verification Services Inc.

ANT 3

LOW CHANNEL , BANDEDGE ANT 3

LOW CHANNEL OUT-OF-BAND ANT 3

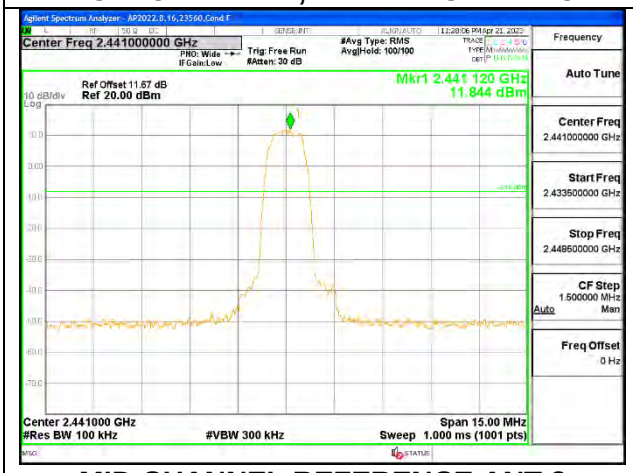

MID CHANNEL REFERENCE ANT 3

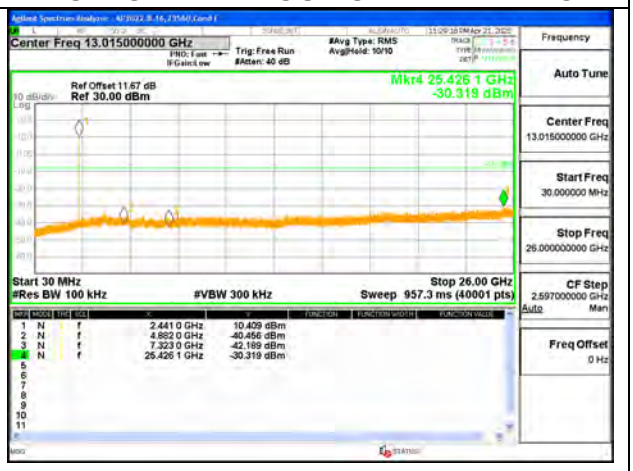

MID CHANNEL OUT-OF-BAND ANT 3

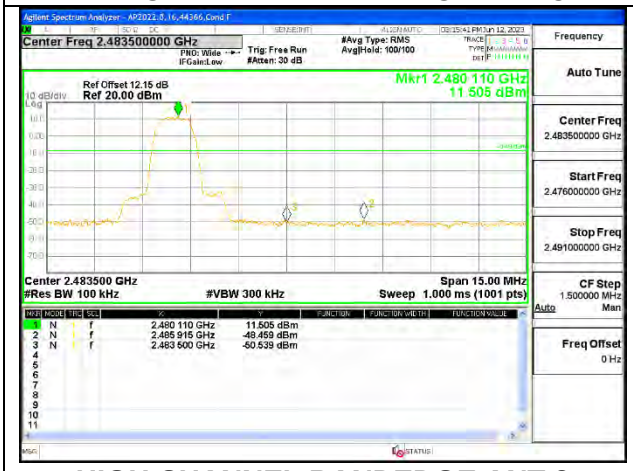

HIGH CHANNEL BANDEDGE ANT 3

HIGH CHANNEL OUT-OF-BAND ANT 3

UL VERIFICATION SERVICES INC.
47173 Benicia Street, Fremont, CA 94538; USA TEL:(510) 319-4000 FAX:(510) 661-0888
This report shall not be reproduced except in full, without the written approval of UL Verification Services Inc.

ANT 3 SPURIOUS BANDEDGE EMISSIONS WITH HOPPING ON

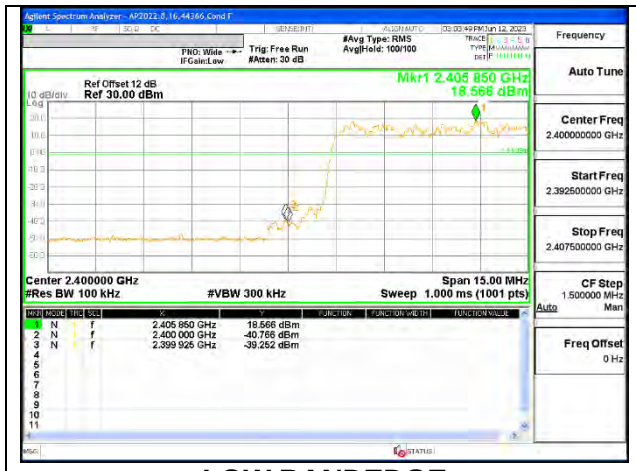

LOW BANDEDGE

HIGH BANDEDGE

UL VERIFICATION SERVICES INC.
47173 Benicia Street, Fremont, CA 94538; USA TEL:(510) 319-4000 FAX:(510) 661-0888
This report shall not be reproduced except in full, without the written approval of UL Verification Services Inc.

9.8.5. LOW POWER BASIC DATA RATE GFSK MODULATION

ANT 4 SPURIOUS EMISSIONS, NON-HOPPING

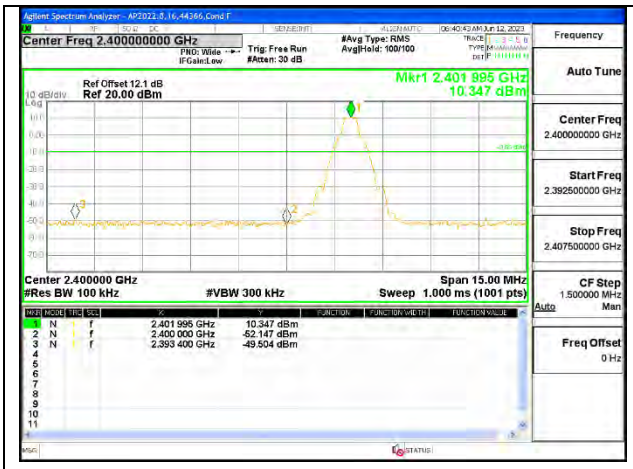

LOW CHANNEL BANDEDGE

OUT-OF-BAND LOW CHANNEL

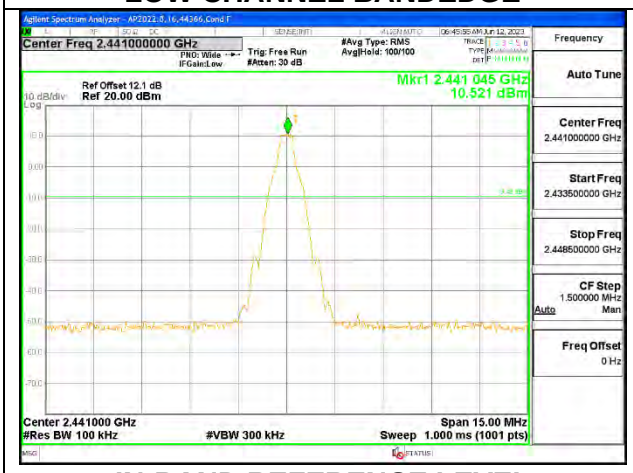

IN-BAND REFERENCE LEVEL

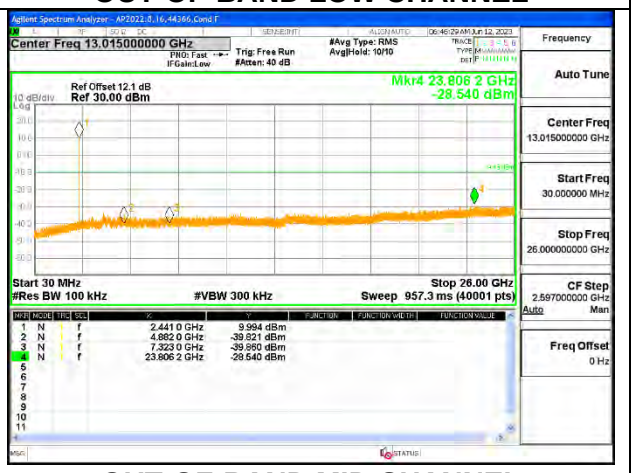

OUT-OF-BAND MID CHANNEL

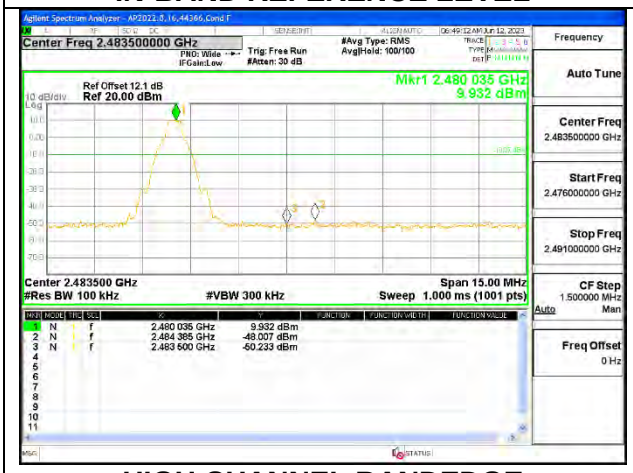

HIGH CHANNEL BANDEDGE

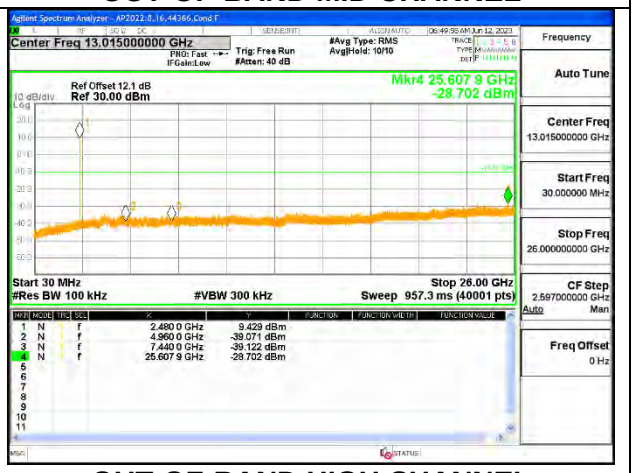

OUT-OF-BAND HIGH CHANNEL

UL VERIFICATION SERVICES INC.
47173 Benicia Street, Fremont, CA 94538; USA TEL:(510) 319-4000 FAX:(510) 661-0888
This report shall not be reproduced except in full, without the written approval of UL Verification Services Inc.

ANT 4 SPURIOUS BANDEDGE EMISSIONS WITH HOPPING ON

LOW BANDEDGE

HIGH BANDEDGE

UL VERIFICATION SERVICES INC.
47173 Benicia Street, Fremont, CA 94538; USA TEL:(510) 319-4000 FAX:(510) 661-0888
This report shall not be reproduced except in full, without the written approval of UL Verification Services Inc.

ANT 3 SPURIOUS EMISSIONS, NON-HOPPING

LOW CHANNEL BANDEDGE

OUT-OF-BAND LOW CHANNEL

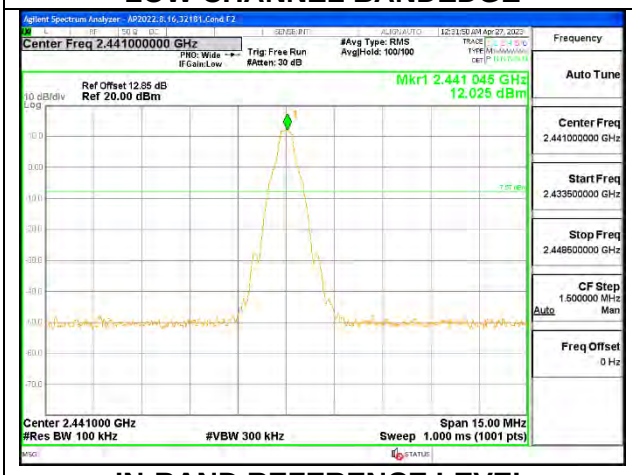

IN-BAND REFERENCE LEVEL

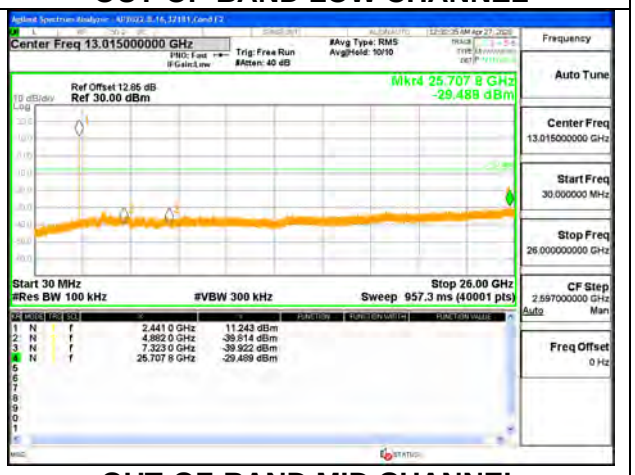

OUT-OF-BAND MID CHANNEL

HIGH CHANNEL BANDEDGE

OUT-OF-BAND HIGH CHANNEL

UL VERIFICATION SERVICES INC.
47173 Benicia Street, Fremont, CA 94538; USA TEL:(510) 319-4000 FAX:(510) 661-0888
This report shall not be reproduced except in full, without the written approval of UL Verification Services Inc.

ANT 3 SPURIOUS BANDEDGE EMISSIONS WITH HOPPING ON

LOW BANDEDGE

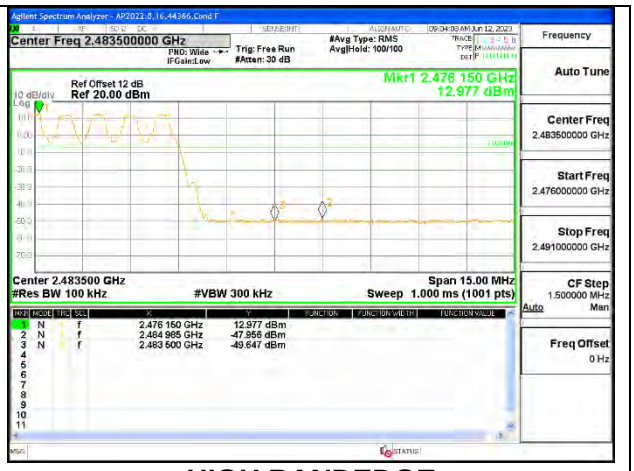

HIGH BANDEDGE

UL VERIFICATION SERVICES INC.
47173 Benicia Street, Fremont, CA 94538; USA TEL:(510) 319-4000 FAX:(510) 661-0888
This report shall not be reproduced except in full, without the written approval of UL Verification Services Inc.

9.8.6. LOW POWER BASIC DATA RATE TXBF GFSK MODULATION

Note: Test procedure on beamforming mode is same as BT basic and EDR mode

ANT 4

LOW CHANNEL , BANDEDGE ANT 4

LOW CHANNEL OUT-OF-BAND ANT 4

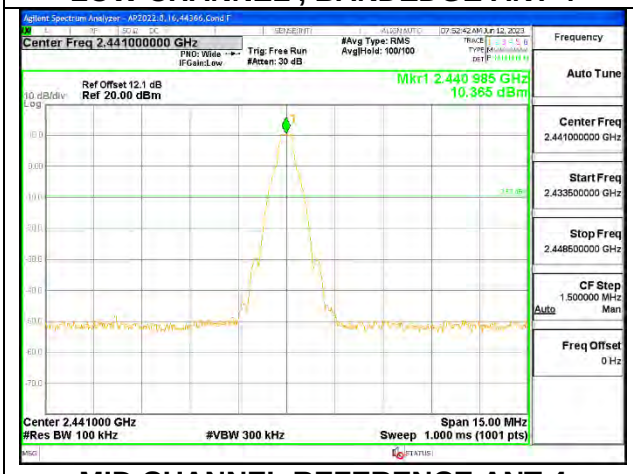

MID CHANNEL REFERENCE ANT 4

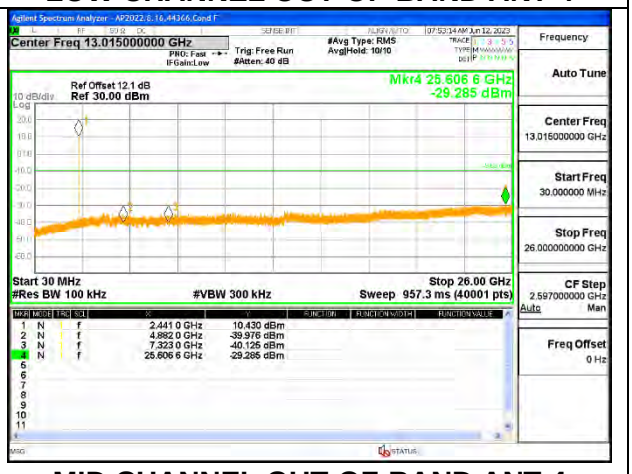

MID CHANNEL OUT-OF-BAND ANT 4

HIGH CHANNEL BANDEDGE ANT 4

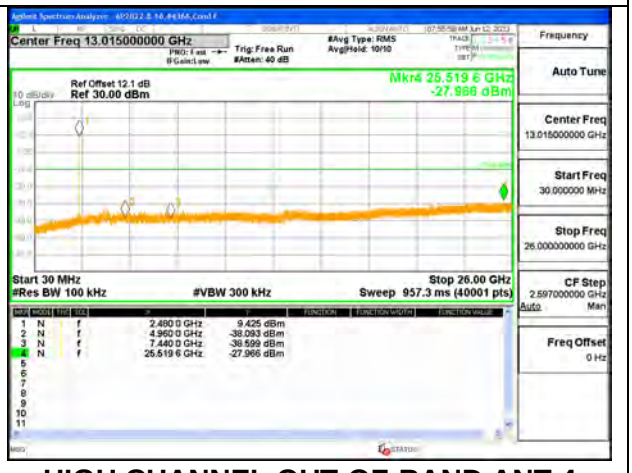

HIGH CHANNEL OUT-OF-BAND ANT 4

UL VERIFICATION SERVICES INC.
47173 Benicia Street, Fremont, CA 94538; USA TEL:(510) 319-4000 FAX:(510) 661-0888
This report shall not be reproduced except in full, without the written approval of UL Verification Services Inc.

ANT 4 SPURIOUS BANDEDGE EMISSIONS WITH HOPPING ON

LOW BANDEDGE

HIGH BANDEDGE

UL VERIFICATION SERVICES INC.
47173 Benicia Street, Fremont, CA 94538; USA TEL:(510) 319-4000 FAX:(510) 661-0888
This report shall not be reproduced except in full, without the written approval of UL Verification Services Inc.

ANT 3

LOW CHANNEL , BANDEDGE ANT 3

LOW CHANNEL OUT-OF-BAND ANT 3

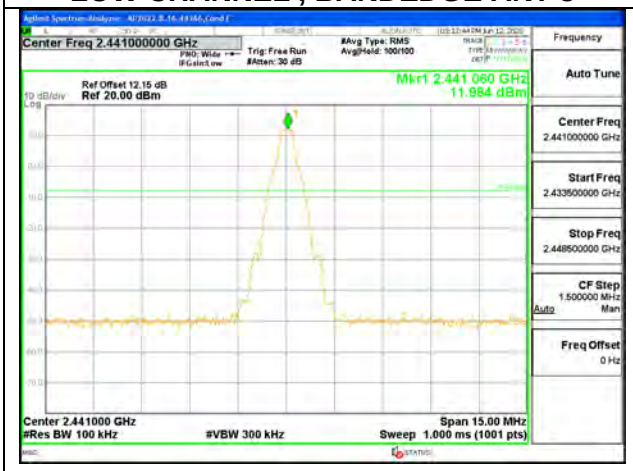

MID CHANNEL REFERENCE ANT 3

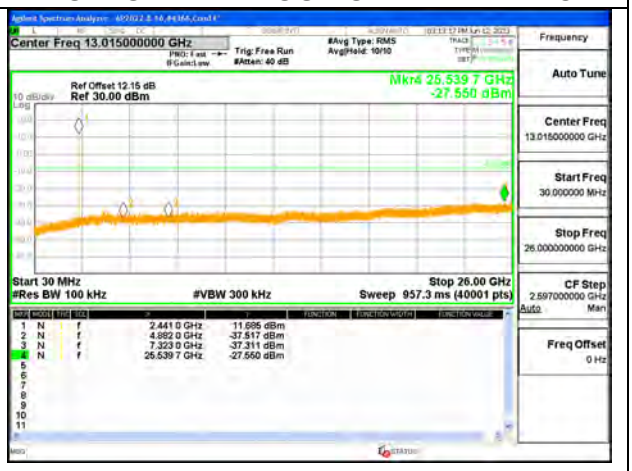

MID CHANNEL OUT-OF-BAND ANT 3

HIGH CHANNEL BANDEDGE ANT 3

HIGH CHANNEL OUT-OF-BAND ANT 3

UL VERIFICATION SERVICES INC.
47173 Benicia Street, Fremont, CA 94538; USA TEL:(510) 319-4000 FAX:(510) 661-0888
This report shall not be reproduced except in full, without the written approval of UL Verification Services Inc.

ANT 3 SPURIOUS BANDEDGE EMISSIONS WITH HOPPING ON

LOW BANDEDGE

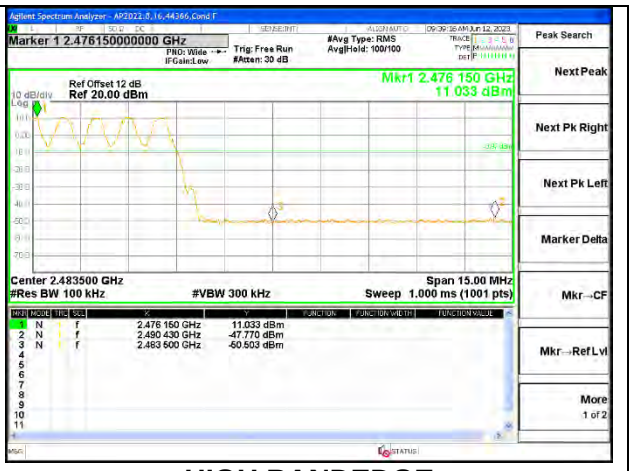

HIGH BANDEDGE

UL VERIFICATION SERVICES INC.
47173 Benicia Street, Fremont, CA 94538; USA TEL:(510) 319-4000 FAX:(510) 661-0888
This report shall not be reproduced except in full, without the written approval of UL Verification Services Inc.

9.8.7. LOW POWER ENHANCED DATA RATE 8PSK MODULATION

ANT 4 SPURIOUS EMISSIONS, NON-HOPPING

LOW CHANNEL BANDEDGE

OUT-OF-BAND LOW CHANNEL

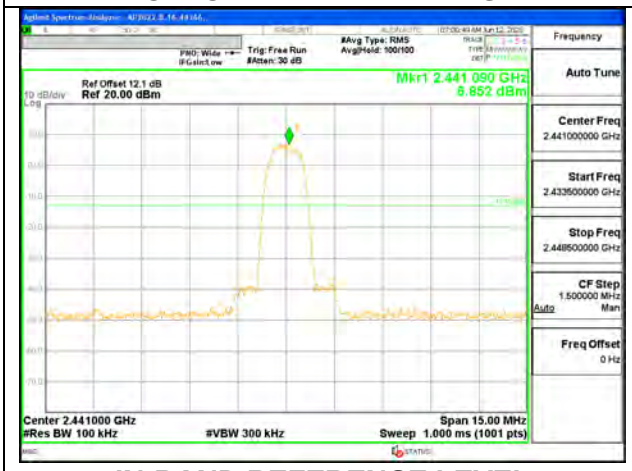

IN-BAND REFERENCE LEVEL

OUT-OF-BAND MID CHANNEL

HIGH CHANNEL BANDEDGE

OUT-OF-BAND HIGH CHANNEL

UL VERIFICATION SERVICES INC.
47173 Benicia Street, Fremont, CA 94538; USA TEL:(510) 319-4000 FAX:(510) 661-0888
This report shall not be reproduced except in full, without the written approval of UL Verification Services Inc.

ANT 4 SPURIOUS BANDEDGE EMISSIONS WITH HOPPING ON

LOW BANDEDGE

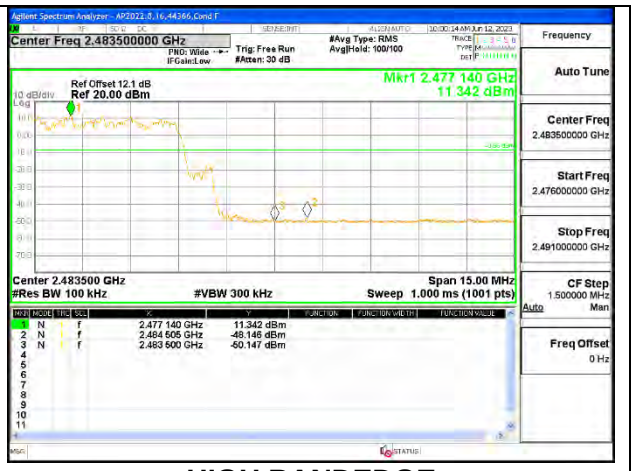

HIGH BANDEDGE

UL VERIFICATION SERVICES INC.
47173 Benicia Street, Fremont, CA 94538; USA TEL:(510) 319-4000 FAX:(510) 661-0888
This report shall not be reproduced except in full, without the written approval of UL Verification Services Inc.

ANT 3 SPURIOUS EMISSIONS, NON-HOPPING

LOW CHANNEL BANDEDGE

OUT-OF-BAND LOW CHANNEL

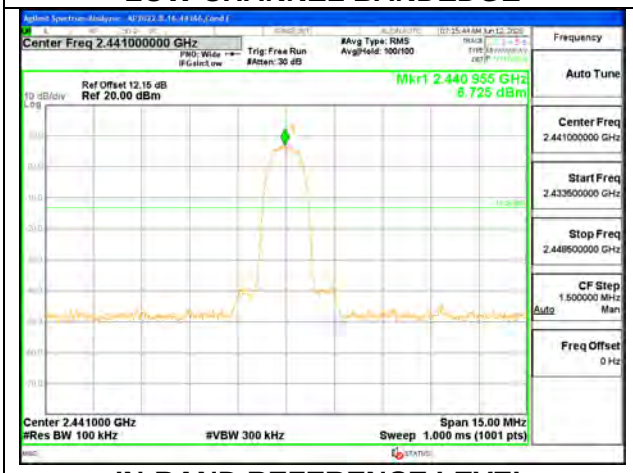

IN-BAND REFERENCE LEVEL

OUT-OF-BAND MID CHANNEL

HIGH CHANNEL BANDEDGE

OUT-OF-BAND HIGH CHANNEL

UL VERIFICATION SERVICES INC.
47173 Benicia Street, Fremont, CA 94538; USA TEL:(510) 319-4000 FAX:(510) 661-0888
This report shall not be reproduced except in full, without the written approval of UL Verification Services Inc.

ANT 3 SPURIOUS BANDEDGE EMISSIONS WITH HOPPING ON

LOW BANDEDGE

HIGH BANDEDGE

UL VERIFICATION SERVICES INC.
47173 Benicia Street, Fremont, CA 94538; USA TEL:(510) 319-4000 FAX:(510) 661-0888
This report shall not be reproduced except in full, without the written approval of UL Verification Services Inc.

9.8.8. LOW POWER TXBF ENHANCED DATA RATE 8PSK MODULATION

Note: Test procedure on beamforming mode is same as BT basic and EDR mode

ANT 4

LOW CHANNEL , BANDEDGE ANT 4

LOW CHANNEL OUT-OF-BAND ANT 4

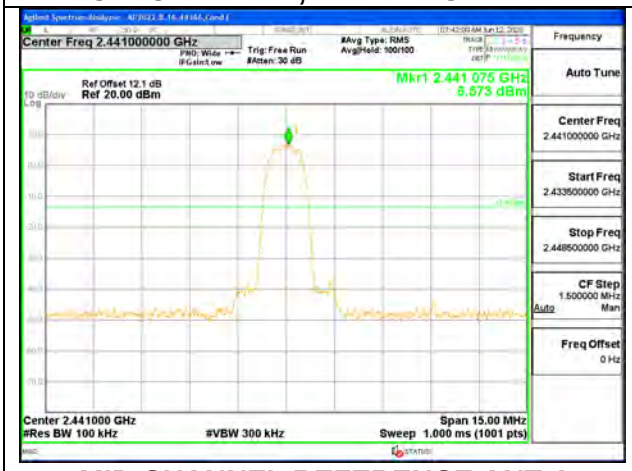

MID CHANNEL REFERENCE ANT 4

MID CHANNEL OUT-OF-BAND ANT 4

HIGH CHANNEL BANDEDGE ANT 4

HIGH CHANNEL OUT-OF-BAND ANT 4

UL VERIFICATION SERVICES INC.
47173 Benicia Street, Fremont, CA 94538; USA TEL:(510) 319-4000 FAX:(510) 661-0888
This report shall not be reproduced except in full, without the written approval of UL Verification Services Inc.