2TX Antenna 6 + Antenna 5 OFDMA MODE (FCC) – 106 Tones, RU Index 54

Test Engineer:	32181
Test Date:	5/12/2023

Bandwidth, Antenna Gain, and Limits

Channel	Frequency (MHz)	Min 26 dB BW (MHz)	Directional Gain for Power (dBi)	Directional Gain for PSD (dBi)	Power Limit (dBm)	PSD Limit (dBm/1MHz)
Low	5500	19.79	-4.1	-1.1	23.96	11.00
Mid	5580	19.82	-4.1	-1.1	23.97	11.00
High	5700	20.10	-4.1	-1.1	24.00	11.00
144	5720	14.85	-4.1	-1.1	22.72	11.00

Duty Cycle CF (dB)	0.00	**Included in Calculations of Corr'd PSD**

Output Power Results

Channel	Frequency (MHz)	Antenna 6 Meas Power (dBm)	Antenna 5 Meas Power (dBm)	Total Corr'd Power (dBm)	Power Limit (dBm)	Power Margin (dB)
Low	5500	14.47	14.42	17.46	23.96	-6.51
Mid	5580	14.45	14.46	17.47	23.97	-6.51
High	5700	14.42	14.40	17.42	24.00	-6.58
144	5720	14.40	14.48	17.45	22.72	-5.27

PSD Results

Channel	Frequency (MHz)	Antenna 6 Meas PSD (dBm/1MHz)	Antenna 5 Meas PSD (dBm/1MHz)	Total Corr'd PSD (dBm/1MHz)	PSD Limit (dBm/1MHz)	PSD Margin (dB)
Low	5500	6.534	6.582	9.568	11.00	-1.432
Mid	5580	6.825	6.904	9.875	11.00	-1.125
High	5700	6.753	6.986	9.881	11.00	-1.119
144	5720	6.868	6.711	9.801	11.00	-1.199

MID CHANNEL [ANT 6]

MID CHANNEL [ANT 5]

UL VERIFICATION SERVICES INC.
47173 Benicia Street, Fremont, CA 94538; USA TEL:(510) 319-4000 FAX:(510) 661-0888

This report shall not be reproduced except in full, without the written approval of UL Verification Services Inc.

2TX Antenna 6 + Antenna 5 OFDMA MODE (FCC) – SU Mode

Test Engineer:	26118
Test Date:	3/1/2023

Bandwidth, Antenna Gain, and Limits

Channel	Frequency (MHz)	Min 26 dB BW (MHz)	Directional Gain for Power (dBi)	Directional Gain for PSD (dBi)	Power Limit (dBm)	PSD Limit (dBm/1MHz)
Low	5500	20.81	-4.1	-1.1	24.00	11.00
Mid	5580	20.38	-4.1	-1.1	24.00	11.00
High	5700	20.79	-4.1	-1.1	24.00	11.00
144	5720	15.28	-4.1	-1.1	22.84	11.00

Duty Cycle CF (dB)	0.00	**Included in Calculations of Corr'd PSD**

Output Power Results

Channel	Frequency (MHz)	Antenna 6 Meas Power (dBm)	Antenna 5 Meas Power (dBm)	Total Corr'd Power (dBm)	Power Limit (dBm)	Power Margin (dB)
Low	5500	16.48	16.45	19.48	24.00	-4.52
Mid	5580	16.42	16.43	19.44	24.00	-4.56
High	5700	16.48	16.49	19.50	24.00	-4.50
144	5720	16.41	16.40	19.42	22.84	-3.42

PSD Results

Channel	Frequency (MHz)	Antenna 6 Meas PSD (dBm/1MHz)	Antenna 5 Meas PSD (dBm/1MHz)	Total Corr'd PSD (dBm/1MHz)	PSD Limit (dBm/1MHz)	PSD Margin (dB)
Low	5500	6.330	6.284	9.317	11.00	-1.683
Mid	5580	6.562	6.630	9.606	11.00	-1.394
High	5700	6.746	6.704	9.735	11.00	-1.265
144	5720	6.400	6.764	9.596	11.00	-1.404

MID CHANNEL [ANT 6]

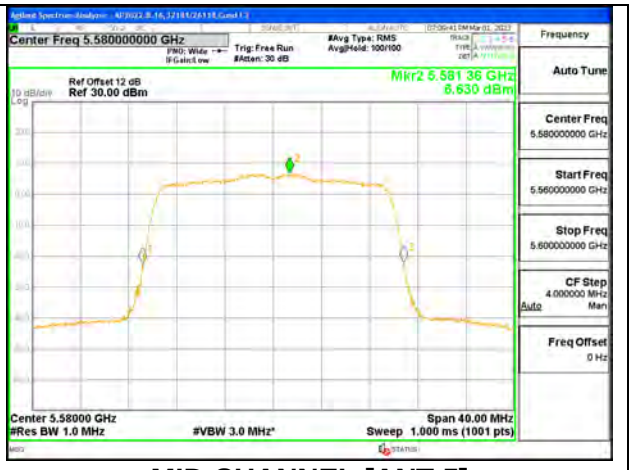

MID CHANNEL [ANT 5]

UL VERIFICATION SERVICES INC.
47173 Benicia Street, Fremont, CA 94538; USA TEL:(510) 319-4000 FAX:(510) 661-0888

This report shall not be reproduced except in full, without the written approval of UL Verification Services Inc.

9.4.20. 802.11ax HE40 MODE IN THE 5.6 GHz BAND

1TX Antenna 6 MODE (FCC) – 106 Tones, RU Index 53

Test Engineer:	32181
Test Date:	5/12/2023

Bandwidth, Antenna Gain, and Limits

Channel	Frequency (MHz)	Min 26 dB BW (MHz)	Directional Gain (dBi)	Power Limit (dBm)	PSD Limit (dBm/1MHz)
Low	5510	21.61	-4.5	24.00	11.00
Mid	5550	21.10	-4.5	24.00	11.00
High	5670	21.92	-4.5	24.00	11.00
142	5710	21.78	-4.5	24.00	11.00

Duty Cycle CF (dB)	0.00	**Included in Calculations Corr'd PSD**

Output Power Results

Channel	Frequency (MHz)	Antenna 6 Meas Power (dBm)	Total Corr'd Power (dBm)	Power Limit (dBm)	Power Margin (dB)
Low	5510	15.48	15.48	24.00	-8.52
Mid	5550	15.47	15.47	24.00	-8.53
High	5670	15.42	15.42	24.00	-8.58
142	5710	15.41	15.41	24.00	-8.59

PSD Results

Channel	Frequency (MHz)	Antenna 6 Meas PSD (dBm/1MHz)	Total Corr'd PSD (dBm/1MHz)	PSD Limit (dBm/1MHz)	PSD Margin (dB)
Low	5510	6.802	6.802	11.00	-4.198
Mid	5550	7.246	7.246	11.00	-3.754
High	5670	7.076	7.076	11.00	-3.924
142	5710	7.151	7.151	11.00	-3.849

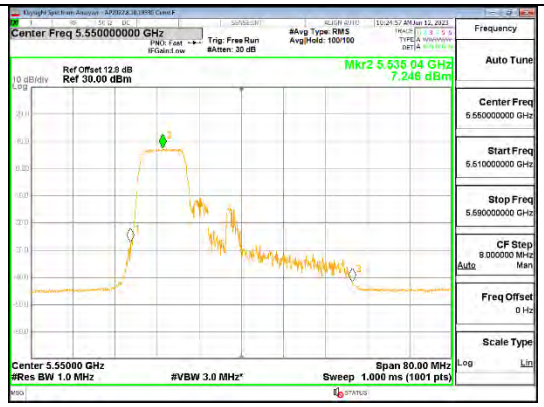

MID CHANNEL

UL VERIFICATION SERVICES INC.
47173 Benicia Street, Fremont, CA 94538; USA TEL:(510) 319-4000 FAX:(510) 661-0888

This report shall not be reproduced except in full, without the written approval of UL Verification Services Inc.

1TX Antenna 6 MODE (FCC) – 106 Tones, RU Index 54

Test Engineer:	32181
Test Date:	5/12/2023

Bandwidth, Antenna Gain, and Limits

Channel	Frequency (MHz)	Min 26 dB BW (MHz)	Directional Gain (dBi)	Power Limit (dBm)	PSD Limit (dBm/1MHz)
Low	5510	26.29	-4.5	24.00	11.00
Mid	5550	25.90	-4.5	24.00	11.00
High	5670	27.09	-4.5	24.00	11.00
142	5710	26.90	-4.5	24.00	11.00

Duty Cycle CF (dB)	0.00	**Included in Calculations Corr'd PSD**

Output Power Results

Channel	Frequency (MHz)	Antenna 6 Meas Power (dBm)	Total Corr'd Power (dBm)	Power Limit (dBm)	Power Margin (dB)
Low	5510	15.45	15.45	24.00	-8.55
Mid	5550	15.47	15.47	24.00	-8.53
High	5670	15.44	15.44	24.00	-8.56
142	5710	15.47	15.47	24.00	-8.53

PSD Results

Channel	Frequency (MHz)	Antenna 6 Meas PSD (dBm/1MHz)	Total Corr'd PSD (dBm/1MHz)	PSD Limit (dBm/1MHz)	PSD Margin (dB)
Low	5510	7.078	7.078	11.00	-3.922
Mid	5550	7.182	7.182	11.00	-3.818
High	5670	6.947	6.947	11.00	-4.053
142	5710	6.960	6.960	11.00	-4.040

MID CHANNEL

UL VERIFICATION SERVICES INC.
47173 Benicia Street, Fremont, CA 94538; USA TEL:(510) 319-4000 FAX:(510) 661-0888

This report shall not be reproduced except in full, without the written approval of UL Verification Services Inc.

1TX Antenna 6 MODE (FCC) – 106 Tones, RU Index 56

Test Engineer:	32181
Test Date:	5/12/2023

Bandwidth, Antenna Gain, and Limits

Channel	Frequency (MHz)	Min 26 dB BW (MHz)	Directional Gain (dBi)	Power Limit (dBm)	PSD Limit (dBm/1MHz)
Low	5510	22.37	-4.5	24.00	11.00
Mid	5550	21.43	-4.5	24.00	11.00
High	5670	22.63	-4.5	24.00	11.00
142	5710	22.74	-4.5	24.00	11.00

Duty Cycle CF (dB)	0.00	**Included in Calculations Corr'd PSD**

Output Power Results

Channel	Frequency (MHz)	Antenna 6 Meas Power (dBm)	Total Corr'd Power (dBm)	Power Limit (dBm)	Power Margin (dB)
Low	5510	15.44	15.44	24.00	-8.56
Mid	5550	15.48	15.48	24.00	-8.52
High	5670	15.43	15.43	24.00	-8.57
142	5710	15.44	15.44	24.00	-8.56

PSD Results

Channel	Frequency (MHz)	Antenna 6 Meas PSD (dBm/1MHz)	Total Corr'd PSD (dBm/1MHz)	PSD Limit (dBm/1MHz)	PSD Margin (dB)
Low	5510	7.078	7.078	11.00	-3.922
Mid	5550	7.179	7.179	11.00	-3.821
High	5670	7.037	7.037	11.00	-3.963
142	5710	7.068	7.068	11.00	-3.932

MID CHANNEL

UL VERIFICATION SERVICES INC.
47173 Benicia Street, Fremont, CA 94538; USA TEL:(510) 319-4000 FAX:(510) 661-0888

This report shall not be reproduced except in full, without the written approval of UL Verification Services Inc.

1TX Antenna 6 MODE (FCC) – SU Mode

Test Engineer:	26118
Test Date:	3/1/2023

Bandwidth, Antenna Gain, and Limits

Channel	Frequency (MHz)	Min 26 dB BW (MHz)	Directional Gain (dBi)	Power Limit (dBm)	PSD Limit (dBm/1MHz)
Low	5510	41.60	-4.5	24.00	11.00
Mid	5550	40.56	-4.5	24.00	11.00
High	5670	40.05	-4.5	24.00	11.00
142	5710	40.67	-4.5	24.00	11.00

Duty Cycle CF (dB)	0.12	**Included in Calculations Corr'd PSD**

Output Power Results

Channel	Frequency (MHz)	Antenna 6 Meas Power (dBm)	Total Corr'd Power (dBm)	Power Limit (dBm)	Power Margin (dB)
Low	5510	16.40	16.40	24.00	-7.60
Mid	5550	20.45	20.45	24.00	-3.55
High	5670	17.95	17.95	24.00	-6.05
142	5710	20.44	20.44	24.00	-3.56

PSD Results

Channel	Frequency (MHz)	Antenna 6 Meas PSD (dBm/1MHz)	Total Corr'd PSD (dBm/1MHz)	PSD Limit (dBm/1MHz)	PSD Margin (dB)
Low	5510	3.490	3.610	11.00	-7.390
Mid	5550	7.324	7.444	11.00	-3.556
High	5670	5.025	5.145	11.00	-5.855
142	5710	7.504	7.624	11.00	-3.376

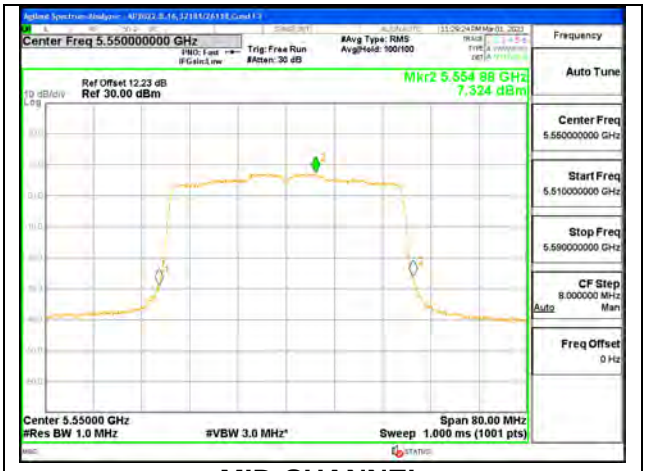

MID CHANNEL

UL VERIFICATION SERVICES INC.
47173 Benicia Street, Fremont, CA 94538; USA TEL:(510) 319-4000 FAX:(510) 661-0888

This report shall not be reproduced except in full, without the written approval of UL Verification Services Inc.

1TX Antenna 5 MODE (FCC) – 106 Tones, RU Index 53

Test Engineer:	32181
Test Date:	5/17/2023

Bandwidth, Antenna Gain, and Limits

Channel	Frequency (MHz)	Min 26 dB BW (MHz)	Directional Gain (dBi)	Power Limit (dBm)	PSD Limit (dBm/1MHz)
Low	5510	22.07	-3.7	24.00	11.00
Mid	5550	20.10	-3.7	24.00	11.00
High	5670	20.79	-3.7	24.00	11.00
142	5710	20.55	-3.7	24.00	11.00

Duty Cycle CF (dB)	0.00	**Included in Calculations Corr'd PSD**

Output Power Results

Channel	Frequency (MHz)	Antenna 5 Meas Power (dBm)	Total Corr'd Power (dBm)	Power Limit (dBm)	Power Margin (dB)
Low	5510	15.46	15.46	24.00	-8.54
Mid	5550	15.42	15.42	24.00	-8.58
High	5670	15.42	15.42	24.00	-8.58
142	5710	15.48	15.48	24.00	-8.52

PSD Results

Channel	Frequency (MHz)	Antenna 5 Meas PSD (dBm/1MHz)	Total Corr'd PSD (dBm/1MHz)	PSD Limit (dBm/1MHz)	PSD Margin (dB)
Low	5510	6.825	6.825	11.00	-4.175
Mid	5550	7.122	7.122	11.00	-3.878
High	5670	7.046	7.046	11.00	-3.954
142	5710	6.925	6.925	11.00	-4.075

MID CHANNEL

UL VERIFICATION SERVICES INC.
47173 Benicia Street, Fremont, CA 94538; USA TEL:(510) 319-4000 FAX:(510) 661-0888

This report shall not be reproduced except in full, without the written approval of UL Verification Services Inc.

1TX Antenna 5 MODE (FCC) – 106 Tones, RU Index 54

Test Engineer:	28502
Test Date:	5/17/2023

Bandwidth, Antenna Gain, and Limits

Channel	Frequency (MHz)	Min 26 dB BW (MHz)	Directional Gain (dBi)	Power Limit (dBm)	PSD Limit (dBm/1MHz)
Low	5510	26.68	-3.7	24.00	11.00
Mid	5550	24.13	-3.7	24.00	11.00
High	5670	22.99	-3.7	24.00	11.00
142	5710	24.02	-3.7	24.00	11.00

Duty Cycle CF (dB)	0.00	**Included in Calculations Corr'd PSD**

Output Power Results

Channel	Frequency (MHz)	Antenna 5 Meas Power (dBm)	Total Corr'd Power (dBm)	Power Limit (dBm)	Power Margin (dB)
Low	5510	15.44	15.44	24.00	-8.56
Mid	5550	15.44	15.44	24.00	-8.56
High	5670	15.41	15.41	24.00	-8.59
142	5710	15.42	15.42	24.00	-8.58

PSD Results

Channel	Frequency (MHz)	Antenna 5 Meas PSD (dBm/1MHz)	Total Corr'd PSD (dBm/1MHz)	PSD Limit (dBm/1MHz)	PSD Margin (dB)
Low	5510	6.769	6.769	11.00	-4.231
Mid	5550	7.102	7.102	11.00	-3.898
High	5670	6.854	6.854	11.00	-4.146
142	5710	6.971	6.971	11.00	-4.029

MID CHANNEL

UL VERIFICATION SERVICES INC.
47173 Benicia Street, Fremont, CA 94538; USA TEL:(510) 319-4000 FAX:(510) 661-0888

This report shall not be reproduced except in full, without the written approval of UL Verification Services Inc.

1TX Antenna 5 MODE (FCC) – 106 Tones, RU Index 56

Test Engineer:	28502
Test Date:	5/17/2023

Bandwidth, Antenna Gain, and Limits

Channel	Frequency (MHz)	Min 26 dB BW (MHz)	Directional Gain (dBi)	Power Limit (dBm)	PSD Limit (dBm/1MHz)
Low	5510	22.65	-3.7	24.00	11.00
Mid	5550	20.83	-3.7	24.00	11.00
High	5670	20.85	-3.7	24.00	11.00
142	5710	20.58	-3.7	24.00	11.00

Duty Cycle CF (dB)	0.00	**Included in Calculations Corr'd PSD**

Output Power Results

Channel	Frequency (MHz)	Antenna 5 Meas Power (dBm)	Total Corr'd Power (dBm)	Power Limit (dBm)	Power Margin (dB)
Low	5510	15.41	15.41	24.00	-8.59
Mid	5550	15.42	15.42	24.00	-8.58
High	5670	15.42	15.42	24.00	-8.58
142	5710	15.48	15.48	24.00	-8.52

PSD Results

Channel	Frequency (MHz)	Antenna 5 Meas PSD (dBm/1MHz)	Total Corr'd PSD (dBm/1MHz)	PSD Limit (dBm/1MHz)	PSD Margin (dB)
Low	5510	7.041	7.041	11.00	-3.959
Mid	5550	7.288	7.288	11.00	-3.712
High	5670	6.777	6.777	11.00	-4.223
142	5710	6.902	6.902	11.00	-4.098

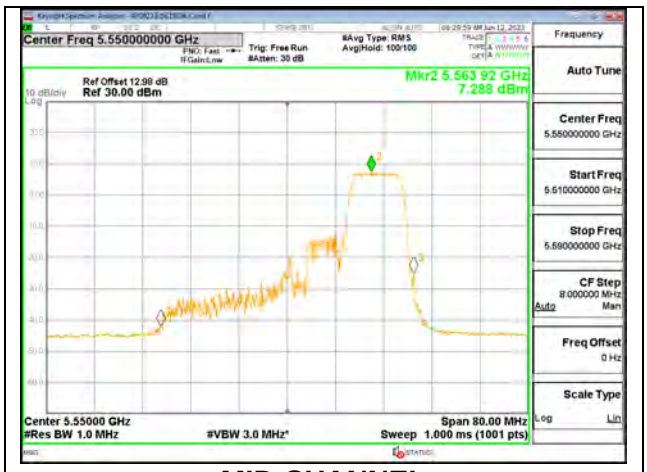

MID CHANNEL

UL VERIFICATION SERVICES INC.
47173 Benicia Street, Fremont, CA 94538; USA TEL:(510) 319-4000 FAX:(510) 661-0888

This report shall not be reproduced except in full, without the written approval of UL Verification Services Inc.

1TX Antenna 5 MODE (FCC) – SU Mode

Test Engineer:	26118
Test Date:	3/1/2023

Bandwidth, Antenna Gain, and Limits

Channel	Frequency (MHz)	Min 26 dB BW (MHz)	Directional Gain (dBi)	Power Limit (dBm)	PSD Limit (dBm/1MHz)
Low	5510	40.53	-3.7	24.00	11.00
Mid	5550	40.46	-3.7	24.00	11.00
High	5670	40.53	-3.7	24.00	11.00
142	5710	40.12	-3.7	24.00	11.00

Duty Cycle CF (dB)	0.12	**Included in Calculations Corr'd PSD**

Output Power Results

Channel	Frequency (MHz)	Antenna 5 Meas Power (dBm)	Total Corr'd Power (dBm)	Power Limit (dBm)	Power Margin (dB)
Low	5510	16.47	16.47	24.00	-7.53
Mid	5550	20.46	20.46	24.00	-3.54
High	5670	17.91	17.91	24.00	-6.09
142	5710	20.45	20.45	24.00	-3.55

PSD Results

Channel	Frequency (MHz)	Antenna 5 Meas PSD (dBm/1MHz)	Total Corr'd PSD (dBm/1MHz)	PSD Limit (dBm/1MHz)	PSD Margin (dB)
Low	5510	3.885	4.005	11.00	-6.995
Mid	5550	7.445	7.565	11.00	-3.435
High	5670	5.241	5.361	11.00	-5.639
142	5710	7.439	7.559	11.00	-3.441

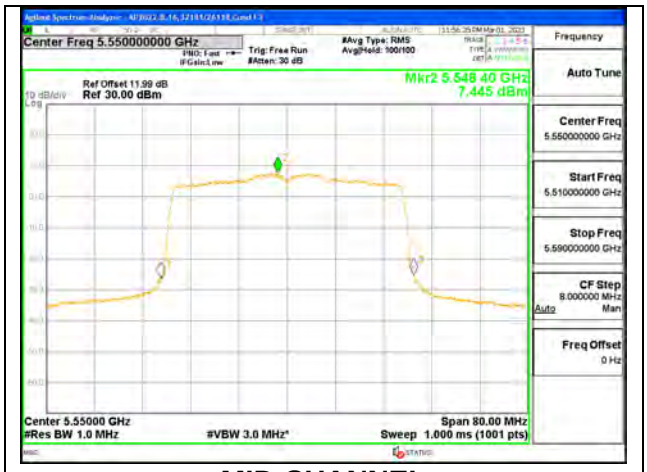

MID CHANNEL

UL VERIFICATION SERVICES INC.
47173 Benicia Street, Fremont, CA 94538; USA TEL:(510) 319-4000 FAX:(510) 661-0888

This report shall not be reproduced except in full, without the written approval of UL Verification Services Inc.

2TX Antenna 6 + Antenna 5 OFDMA MODE (FCC) – 106 Tones, RU Index 53

Test Engineer:	28502
Test Date:	5/18/2023

Bandwidth, Antenna Gain, and Limits

Channel	Frequency (MHz)	Min 26 dB BW (MHz)	Directional Gain for Power (dBi)	Directional Gain for PSD (dBi)	Power Limit (dBm)	PSD Limit (dBm/1MHz)
Low	5510	19.71	-4.1	-1.1	23.95	11.00
Mid	5550	19.85	-4.1	-1.1	23.98	11.00
High	5670	20.54	-4.1	-1.1	24.00	11.00
142	5710	19.96	-4.1	-1.1	24.00	11.00

Duty Cycle CF (dB)	0.00	**Included in Calculations of Corr'd Power & PSD**

Output Power Results

Channel	Frequency (MHz)	Antenna 6 Meas Power (dBm)	Antenna 5 Meas Power (dBm)	Total Corr'd Power (dBm)	Power Limit (dBm)	Power Margin (dB)
Low	5510	14.42	14.43	17.44	23.95	-6.51
Mid	5550	14.40	14.42	17.42	23.98	-6.56
High	5670	14.43	14.47	17.46	24.00	-6.54
142	5710	14.41	14.45	17.44	24.00	-6.56

PSD Results

Channel	Frequency (MHz)	Antenna 6 Meas PSD (dBm/1MHz)	Antenna 5 Meas PSD (dBm/1MHz)	Total Corr'd PSD (dBm/1MHz)	PSD Limit (dBm/ 1MHz)	PSD Margin (dB)
Low	5510	5.961	5.971	8.976	11.00	-2.02
Mid	5550	6.051	5.897	8.985	11.00	-2.02
High	5670	6.102	5.811	8.969	11.00	-2.03
142	5710	6.129	5.807	8.981	11.00	-2.02

MID CHANNEL [ANT 6]

MID CHANNEL [ANT 5]

UL VERIFICATION SERVICES INC.
47173 Benicia Street, Fremont, CA 94538; USA TEL:(510) 319-4000 FAX:(510) 661-0888

This report shall not be reproduced except in full, without the written approval of UL Verification Services Inc.

2TX Antenna 6 + Antenna 5 OFDMA MODE (FCC) – 106 Tones, RU Index 54

Test Engineer:	28502
Test Date:	5/18/2023

Bandwidth, Antenna Gain, and Limits

Channel	Frequency (MHz)	Min 26 dB BW (MHz)	Directional Gain for Power (dBi)	Directional Gain for PSD (dBi)	Power Limit (dBm)	PSD Limit (dBm/1MHz)
Low	5510	22.55	-4.1	-1.1	24.00	11.00
Mid	5550	22.43	-4.1	-1.1	24.00	11.00
High	5670	22.37	-4.1	-1.1	24.00	11.00
142	5710	23.18	-4.1	-1.1	24.00	11.00

Duty Cycle CF (dB)	0.00	**Included in Calculations of Corr'd Power & PSD**

Output Power Results

Channel	Frequency (MHz)	Antenna 6 Meas Power (dBm)	Antenna 5 Meas Power (dBm)	Total Corr'd Power (dBm)	Power Limit (dBm)	Power Margin (dB)
Low	5510	14.43	14.40	17.43	24.00	-6.57
Mid	5550	14.46	14.44	17.46	24.00	-6.54
High	5670	14.45	14.25	17.36	24.00	-6.64
142	5710	14.49	14.41	17.46	24.00	-6.54

PSD Results

Channel	Frequency (MHz)	Antenna 6 Meas PSD (dBm/1MHz)	Antenna 5 Meas PSD (dBm/1MHz)	Total Corr'd PSD (dBm/1MHz)	PSD Limit (dBm/ 1MHz)	PSD Margin (dB)
Low	5510	6.086	6.016	9.061	11.00	-1.94
Mid	5550	6.064	6.062	9.073	11.00	-1.93
High	5670	6.138	6.034	9.097	11.00	-1.90
142	5710	6.196	6.193	9.205	11.00	-1.80

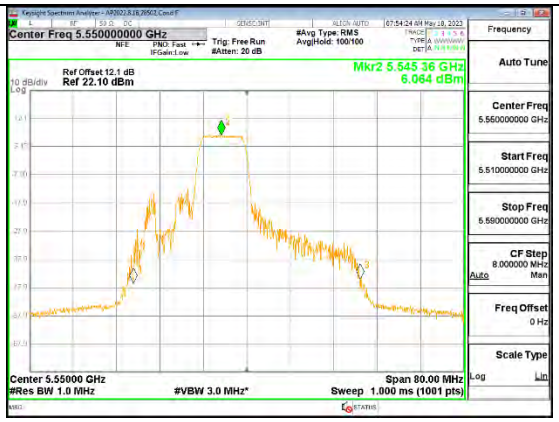

MID CHANNEL [ANT 6]

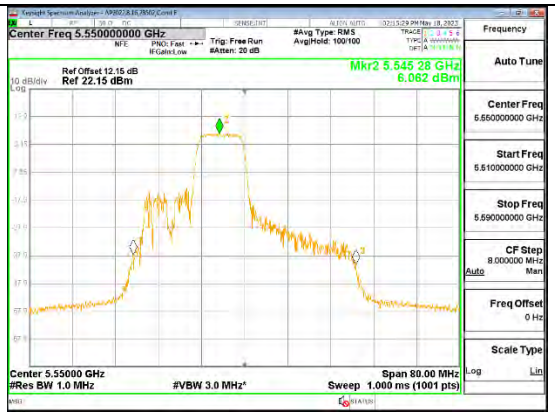

MID CHANNEL [ANT 5]

UL VERIFICATION SERVICES INC.
47173 Benicia Street, Fremont, CA 94538; USA TEL:(510) 319-4000 FAX:(510) 661-0888

This report shall not be reproduced except in full, without the written approval of UL Verification Services Inc.

2TX Antenna 6 + Antenna 5 OFDMA MODE (FCC) – 106 Tones, RU Index 56

Test Engineer:	28502
Test Date:	5/18/2023

Bandwidth, Antenna Gain, and Limits

Channel	Frequency (MHz)	Min 26 dB BW (MHz)	Directional Gain for Power (dBi)	Directional Gain for PSD (dBi)	Power Limit (dBm)	PSD Limit (dBm/1MHz)
Low	5510	19.88	-4.1	-1.1	23.98	11.00
Mid	5550	20.13	-4.1	-1.1	24.00	11.00
High	5670	20.14	-4.1	-1.1	24.00	11.00
142	5710	19.86	-4.1	-1.1	23.98	11.00

Duty Cycle CF (dB)	0.00	**Included in Calculations of Corr'd Power & PSD**

Output Power Results

Channel	Frequency (MHz)	Antenna 6 Meas Power (dBm)	Antenna 5 Meas Power (dBm)	Total Corr'd Power (dBm)	Power Limit (dBm)	Power Margin (dB)
Low	5510	14.44	14.43	17.45	23.98	-6.54
Mid	5550	14.46	14.44	17.46	24.00	-6.54
High	5670	14.43	14.44	17.45	24.00	-6.55
142	5710	14.40	14.48	17.45	23.98	-6.53

PSD Results

Channel	Frequency (MHz)	Antenna 6 Meas PSD (dBm/1MHz)	Antenna 5 Meas PSD (dBm/1MHz)	Total Corr'd PSD (dBm/1MHz)	PSD Limit (dBm/ 1MHz)	PSD Margin (dB)
Low	5510	6.337	6.193	9.276	11.00	-1.72
Mid	5550	6.380	6.055	9.231	11.00	-1.77
High	5670	6.215	6.079	9.158	11.00	-1.84
142	5710	6.373	6.162	9.279	11.00	-1.72

MID CHANNEL [ANT 6]

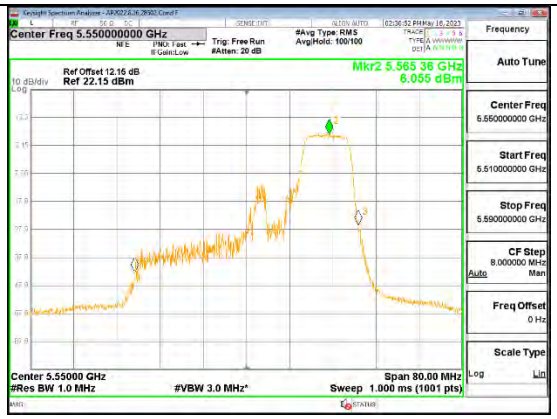

MID CHANNEL [ANT 5]

UL VERIFICATION SERVICES INC.
47173 Benicia Street, Fremont, CA 94538; USA TEL:(510) 319-4000 FAX:(510) 661-0888

This report shall not be reproduced except in full, without the written approval of UL Verification Services Inc.

2TX Antenna 6 + Antenna 5 OFDMA MODE (FCC) – SU Mode

Test Engineer:	26118
Test Date:	3/1/2023

Bandwidth, Antenna Gain, and Limits

Channel	Frequency (MHz)	Min 26 dB BW (MHz)	Directional Gain for Power (dBi)	Directional Gain for PSD (dBi)	Power Limit (dBm)	PSD Limit (dBm/1MHz)
Low	5510	40.61	-4.1	-1.1	24.00	11.00
Mid	5550	40.18	-4.1	-1.1	24.00	11.00
High	5670	40.57	-4.1	-1.1	24.00	11.00
142	5710	40.06	-4.1	-1.1	24.00	11.00

Duty Cycle CF (dB)	0.12	**Included in Calculations of Corr'd Power & PSD**

Output Power Results

Channel	Frequency (MHz)	Antenna 6 Meas Power (dBm)	Antenna 5 Meas Power (dBm)	Total Corr'd Power (dBm)	Power Limit (dBm)	Power Margin (dB)
Low	5510	15.95	15.96	18.97	24.00	-5.03
Mid	5550	18.96	18.96	21.97	24.00	-2.03
High	5670	17.45	17.46	20.47	24.00	-3.53
142	5710	18.98	18.94	21.97	24.00	-2.03

PSD Results

Channel	Frequency (MHz)	Antenna 6 Meas PSD (dBm/1MHz)	Antenna 5 Meas PSD (dBm/1MHz)	Total Corr'd PSD (dBm/1MHz)	PSD Limit (dBm/ 1MHz)	PSD Margin (dB)
Low	5510	2.821	2.950	6.016	11.00	-4.98
Mid	5550	5.982	5.762	9.004	11.00	-2.00
High	5670	4.301	4.582	7.574	11.00	-3.43
142	5710	5.920	6.266	9.227	11.00	-1.77

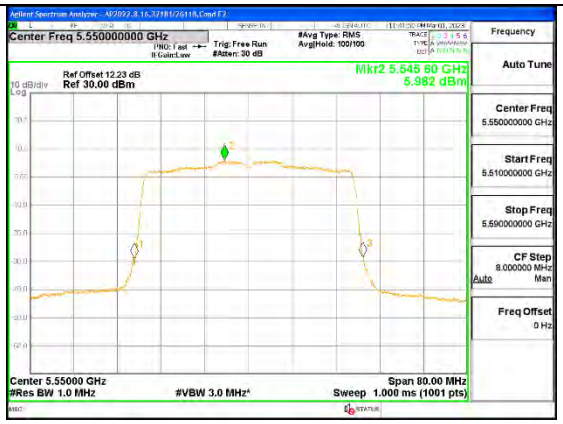

MID CHANNEL [ANT 6]

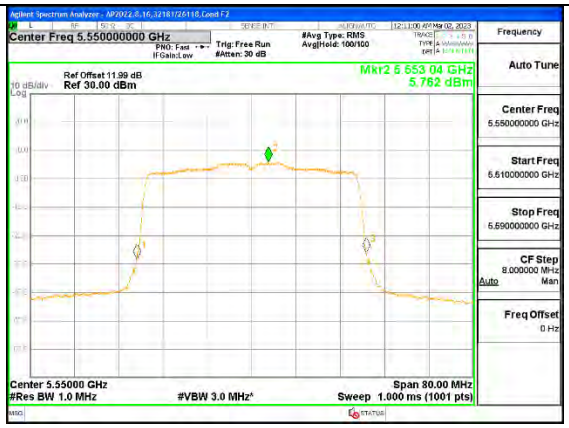

MID CHANNEL [ANT 5]

UL VERIFICATION SERVICES INC.
47173 Benicia Street, Fremont, CA 94538; USA TEL:(510) 319-4000 FAX:(510) 661-0888

This report shall not be reproduced except in full, without the written approval of UL Verification Services Inc.

9.4.21. 802.11ax HE80 MODE IN THE 5.6 GHz BAND

1TX Antenna 6 MODE (FCC) – 106 Tones, RU Index 53

Test Engineer:	28502
Test Date:	5/19/2023

Bandwidth, Antenna Gain, and Limits

Channel	Frequency (MHz)	Min 26 dB BW (MHz)	Directional Gain (dBi)	Power Limit (dBm)	PSD Limit (dBm/1MHz)
Low	5530	19.95	-4.5	24.00	11.00
High	5610	19.49	-4.5	23.90	11.00
138	5690	19.56	-4.5	23.91	11.00

Duty Cycle CF (dB)	0.00	**Included in Calculations Corr'd PSD**

Output Power Results

Channel	Frequency (MHz)	Antenna 6 Meas Power (dBm)	Total Corr'd Power (dBm)	Power Limit (dBm)	Power Margin (dB)
Low	5530	12.47	12.47	24.00	-11.53
High	5610	12.39	12.39	23.90	-11.51
138	5690	12.45	12.45	23.91	-11.46

PSD Results

Channel	Frequency (MHz)	Antenna 6 Meas PSD (dBm/1MHz)	Total Corr'd PSD (dBm/1MHz)	PSD Limit (dBm/1MHz)	PSD Margin (dB)
Low	5530	4.158	4.158	11.00	-6.842
High	5610	4.250	4.250	11.00	-6.750
138	5690	4.142	4.142	11.00	-6.858

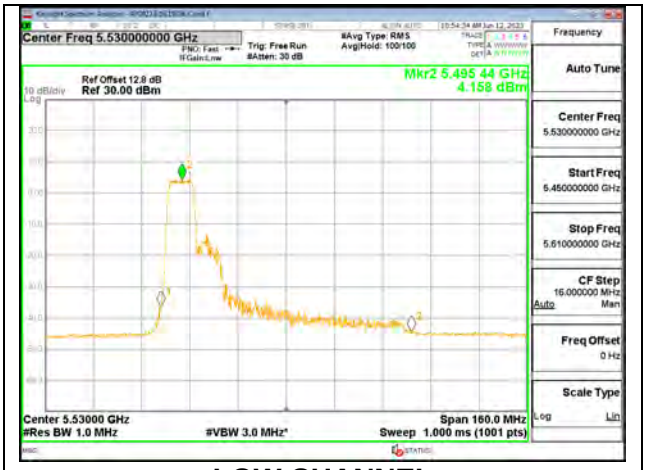

LOW CHANNEL

UL VERIFICATION SERVICES INC.
47173 Benicia Street, Fremont, CA 94538; USA TEL:(510) 319-4000 FAX:(510) 661-0888

This report shall not be reproduced except in full, without the written approval of UL Verification Services Inc.

1TX Antenna 6 MODE (FCC) – 106 Tones, RU Index 56

Test Engineer:	28502
Test Date:	5/19/2023

Bandwidth, Antenna Gain, and Limits

Channel	Frequency (MHz)	Min 26 dB BW (MHz)	Directional Gain (dBi)	Power Limit (dBm)	PSD Limit (dBm/1MHz)
Low	5530	22.50	-4.5	24.00	11.00
High	5610	23.22	-4.5	24.00	11.00
138	5690	23.16	-4.5	24.00	11.00

Duty Cycle CF (dB)	0.00	**Included in Calculations Corr'd PSD**

Output Power Results

Channel	Frequency (MHz)	Antenna 6 Meas Power (dBm)	Total Corr'd Power (dBm)	Power Limit (dBm)	Power Margin (dB)
Low	5530	12.42	12.42	24.00	-11.58
High	5610	12.44	12.44	24.00	-11.56
138	5690	12.40	12.40	24.00	-11.60

PSD Results

Channel	Frequency (MHz)	Antenna 6 Meas PSD (dBm/1MHz)	Total Corr'd PSD (dBm/1MHz)	PSD Limit (dBm/1MHz)	PSD Margin (dB)
Low	5530	4.022	4.022	11.00	-6.978
High	5610	4.174	4.174	11.00	-6.826
138	5690	4.027	4.027	11.00	-6.973

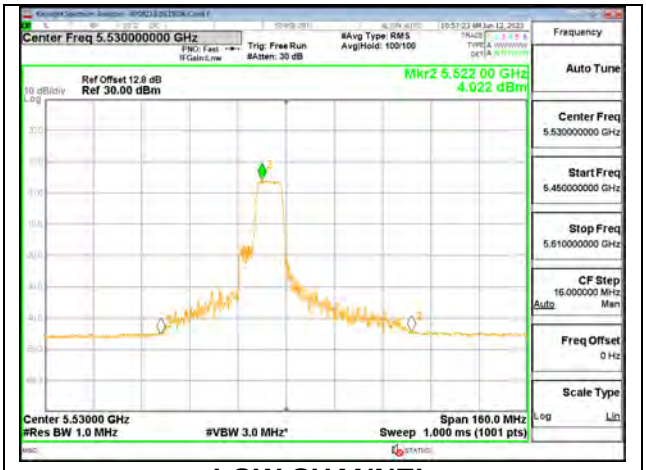

LOW CHANNEL

UL VERIFICATION SERVICES INC.
47173 Benicia Street, Fremont, CA 94538; USA TEL:(510) 319-4000 FAX:(510) 661-0888

This report shall not be reproduced except in full, without the written approval of UL Verification Services Inc.

1TX Antenna 6 MODE (FCC) – 106 Tones, RU Index 60

Test Engineer:	28502
Test Date:	5/19/2023

Bandwidth, Antenna Gain, and Limits

Channel	Frequency (MHz)	Min 26 dB BW (MHz)	Directional Gain (dBi)	Power Limit (dBm)	PSD Limit (dBm/1MHz)
Low	5530	21.56	-4.5	24.00	11.00
High	5610	21.03	-4.5	24.00	11.00
138	5690	20.30	-4.5	24.00	11.00

Duty Cycle CF (dB)	0.00	**Included in Calculations Corr'd PSD**

Output Power Results

Channel	Frequency (MHz)	Antenna 6 Meas Power (dBm)	Total Corr'd Power (dBm)	Power Limit (dBm)	Power Margin (dB)
Low	5530	12.43	12.43	24.00	-11.57
High	5610	12.47	12.47	24.00	-11.53
138	5690	12.47	12.47	24.00	-11.53

PSD Results

Channel	Frequency (MHz)	Antenna 6 Meas PSD (dBm/1MHz)	Total Corr'd PSD (dBm/1MHz)	PSD Limit (dBm/1MHz)	PSD Margin (dB)
Low	5530	4.099	4.099	11.00	-6.901
High	5610	4.130	4.130	11.00	-6.870
138	5690	3.907	3.907	11.00	-7.093

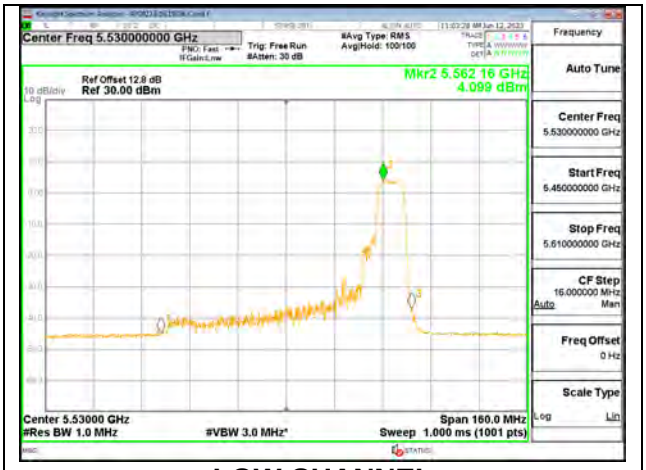

LOW CHANNEL

UL VERIFICATION SERVICES INC.
47173 Benicia Street, Fremont, CA 94538; USA TEL:(510) 319-4000 FAX:(510) 661-0888

This report shall not be reproduced except in full, without the written approval of UL Verification Services Inc.

1TX Antenna 6 MODE (FCC) – SU Mode

Test Engineer:	28502
Test Date:	3/2/2023

Bandwidth, Antenna Gain, and Limits

Channel	Frequency (MHz)	Min 26 dB BW (MHz)	Directional Gain (dBi)	Power Limit (dBm)	PSD Limit (dBm/1MHz)
Low	5530	80.32	-4.5	24.00	11.00
High	5610	80.14	-4.5	24.00	11.00
138	5690	80.54	-4.5	24.00	11.00

Duty Cycle CF (dB)	0.24	**Included in Calculations Corr'd PSD**

Output Power Results

Channel	Frequency (MHz)	Antenna 6 Meas Power (dBm)	Total Corr'd Power (dBm)	Power Limit (dBm)	Power Margin (dB)
Low	5530	15.92	15.92	24.00	-8.08
High	5610	20.41	20.41	24.00	-3.59
138	5690	20.45	20.45	24.00	-3.55

PSD Results

Channel	Frequency (MHz)	Antenna 6 Meas PSD (dBm/1MHz)	Total Corr'd PSD (dBm/1MHz)	PSD Limit (dBm/1MHz)	PSD Margin (dB)
Low	5530	0.115	0.355	11.00	-10.645
High	5610	4.741	4.981	11.00	-6.019
138	5690	4.688	4.928	11.00	-6.072

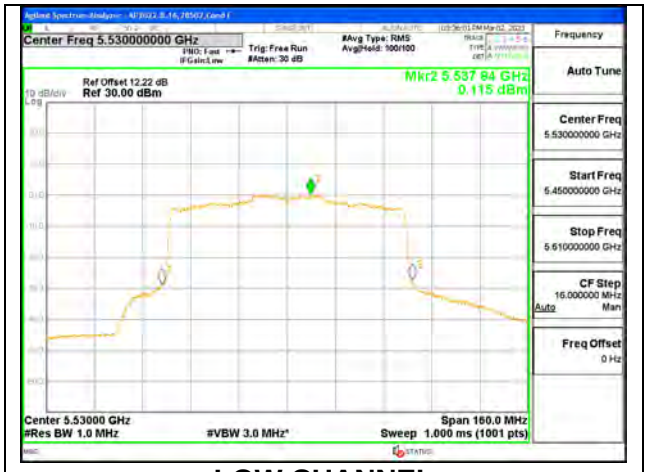

LOW CHANNEL

UL VERIFICATION SERVICES INC.
47173 Benicia Street, Fremont, CA 94538; USA TEL:(510) 319-4000 FAX:(510) 661-0888

This report shall not be reproduced except in full, without the written approval of UL Verification Services Inc.

1TX Antenna 5 MODE (FCC) – 106 Tones, RU Index 53

Test Engineer:	28502
Test Date:	5/19/2023

Bandwidth, Antenna Gain, and Limits

Channel	Frequency (MHz)	Min 26 dB BW (MHz)	Directional Gain (dBi)	Power Limit (dBm)	PSD Limit (dBm/1MHz)
Low	5530	19.54	-3.7	23.91	11.00
High	5610	19.56	-3.7	23.91	11.00
138	5690	19.68	-3.7	23.94	11.00

Duty Cycle CF (dB)	0.00	**Included in Calculations Corr'd PSD**

Output Power Results

Channel	Frequency (MHz)	Antenna 5 Meas Power (dBm)	Total Corr'd Power (dBm)	Power Limit (dBm)	Power Margin (dB)
Low	5530	12.47	12.47	23.91	-11.44
High	5610	12.44	12.44	23.91	-11.47
138	5690	12.41	12.41	23.94	-11.53

PSD Results

Channel	Frequency (MHz)	Antenna 5 Meas PSD (dBm/1MHz)	Total Corr'd PSD (dBm/1MHz)	PSD Limit (dBm/1MHz)	PSD Margin (dB)
Low	5530	4.069	4.069	11.00	-6.931
High	5610	4.186	4.186	11.00	-6.814
138	5690	4.211	4.211	11.00	-6.789

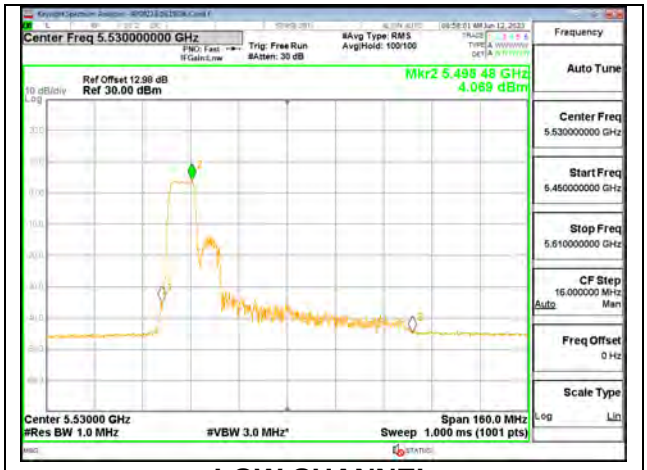

LOW CHANNEL

UL VERIFICATION SERVICES INC.
47173 Benicia Street, Fremont, CA 94538; USA TEL:(510) 319-4000 FAX:(510) 661-0888

This report shall not be reproduced except in full, without the written approval of UL Verification Services Inc.

1TX Antenna 5 MODE (FCC) – 106 Tones, RU Index 56

Test Engineer:	28502
Test Date:	5/19/2023

Bandwidth, Antenna Gain, and Limits

Channel	Frequency (MHz)	Min 26 dB BW (MHz)	Directional Gain (dBi)	Power Limit (dBm)	PSD Limit (dBm/1MHz)
Low	5530	24.31	-3.7	24.00	11.00
High	5610	23.70	-3.7	24.00	11.00
138	5690	19.64	-3.7	23.93	11.00

Duty Cycle CF (dB)	0.00	**Included in Calculations Corr'd PSD**

Output Power Results

Channel	Frequency (MHz)	Antenna 5 Meas Power (dBm)	Total Corr'd Power (dBm)	Power Limit (dBm)	Power Margin (dB)
Low	5530	12.40	12.40	24.00	-11.60
High	5610	12.45	12.45	24.00	-11.55
138	5690	12.39	12.39	23.93	-11.54

PSD Results

Channel	Frequency (MHz)	Antenna 5 Meas PSD (dBm/1MHz)	Total Corr'd PSD (dBm/1MHz)	PSD Limit (dBm/1MHz)	PSD Margin (dB)
Low	5530	3.911	3.911	11.00	-7.089
High	5610	4.082	4.082	11.00	-6.918
138	5690	3.943	3.943	11.00	-7.057

LOW CHANNEL

UL VERIFICATION SERVICES INC.
47173 Benicia Street, Fremont, CA 94538; USA TEL:(510) 319-4000 FAX:(510) 661-0888

This report shall not be reproduced except in full, without the written approval of UL Verification Services Inc.

1TX Antenna 5 MODE (FCC) – 106 Tones, RU Index 60

Test Engineer:	28502
Test Date:	5/19/2023

Bandwidth, Antenna Gain, and Limits

Channel	Frequency (MHz)	Min 26 dB BW (MHz)	Directional Gain (dBi)	Power Limit (dBm)	PSD Limit (dBm/1MHz)
Low	5530	20.05	-3.7	24.00	11.00
High	5610	21.20	-3.7	24.00	11.00
138	5690	20.55	-3.7	24.00	11.00

Duty Cycle CF (dB)	0.00	**Included in Calculations Corr'd PSD**

Output Power Results

Channel	Frequency (MHz)	Antenna 5 Meas Power (dBm)	Total Corr'd Power (dBm)	Power Limit (dBm)	Power Margin (dB)
Low	5530	12.45	12.45	24.00	-11.55
High	5610	12.43	12.43	24.00	-11.57
138	5690	12.40	12.40	24.00	-11.60

PSD Results

Channel	Frequency (MHz)	Antenna 5 Meas PSD (dBm/1MHz)	Total Corr'd PSD (dBm/1MHz)	PSD Limit (dBm/1MHz)	PSD Margin (dB)
Low	5530	4.047	4.047	11.00	-6.953
High	5610	4.230	4.230	11.00	-6.770
138	5690	4.391	4.391	11.00	-6.609

LOW CHANNEL

UL VERIFICATION SERVICES INC.
47173 Benicia Street, Fremont, CA 94538; USA TEL:(510) 319-4000 FAX:(510) 661-0888

This report shall not be reproduced except in full, without the written approval of UL Verification Services Inc.

1TX Antenna 5 MODE (FCC) – SU Mode

Test Engineer:	28502
Test Date:	3/2/2023

Bandwidth, Antenna Gain, and Limits

Channel	Frequency (MHz)	Min 26 dB BW (MHz)	Directional Gain (dBi)	Power Limit (dBm)	PSD Limit (dBm/1MHz)
Low	5530	80.37	-3.7	24.00	11.00
High	5610	82.96	-3.7	24.00	11.00
138	5690	80.48	-3.7	24.00	11.00

Duty Cycle CF (dB)	0.24	**Included in Calculations Corr'd PSD**

Output Power Results

Channel	Frequency (MHz)	Antenna 5 Meas Power (dBm)	Total Corr'd Power (dBm)	Power Limit (dBm)	Power Margin (dB)
Low	5530	15.92	15.92	24.00	-8.08
High	5610	20.44	20.44	24.00	-3.56
138	5690	20.46	20.46	24.00	-3.54

PSD Results

Channel	Frequency (MHz)	Antenna 5 Meas PSD (dBm/1MHz)	Total Corr'd PSD (dBm/1MHz)	PSD Limit (dBm/1MHz)	PSD Margin (dB)
Low	5530	0.021	0.261	11.00	-10.739
High	5610	4.788	5.028	11.00	-5.972
138	5690	4.572	4.812	11.00	-6.188

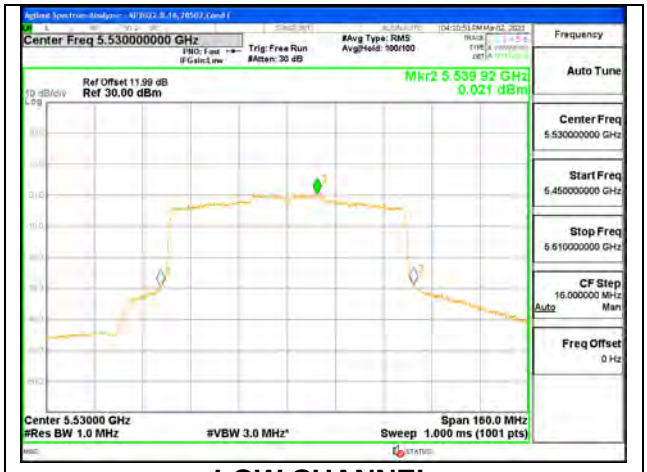

LOW CHANNEL

UL VERIFICATION SERVICES INC.
47173 Benicia Street, Fremont, CA 94538; USA TEL:(510) 319-4000 FAX:(510) 661-0888

This report shall not be reproduced except in full, without the written approval of UL Verification Services Inc.

2TX Antenna 6 + Antenna 5 OFDMA MODE (FCC) – 106 Tones, RU Index 53

Test Engineer:	28502
Test Date:	5/23/2023

Bandwidth, Antenna Gain, and Limits

Channel	Frequency (MHz)	Min 26 dB BW (MHz)	Directional Gain for Power (dBi)	Directional Gain for PSD (dBi)	Power Limit (dBm)	PSD Limit (dBm/1MHz)
Low	5530	19.90	-4.1	-1.1	23.99	11.00
High	5610	17.74	-4.1	-1.1	23.49	11.00
138	5690	19.15	-4.1	-1.1	23.82	11.00

Duty Cycle CF (dB)	0.00	**Included in Calculations of Corr'd PSD**

Output Power Results

Channel	Frequency (MHz)	Antenna 6 Meas Power (dBm)	Antenna 5 Meas Power (dBm)	Total Corr'd Power (dBm)	Power Limit (dBm)	Power Margin (dB)
Low	5530	12.47	12.47	15.48	23.99	-8.51
High	5610	12.39	12.44	15.43	23.49	-8.06
138	5690	12.45	12.41	15.44	23.82	-8.38

PSD Results

Channel	Frequency (MHz)	Antenna 6 Meas PSD (dBm/1MHz)	Antenna 5 Meas PSD (dBm/1MHz)	Total Corr'd PSD (dBm/1MHz)	PSD Limit (dBm/1MHz)	PSD Margin (dB)
Low	5530	4.211	4.235	7.233	11.00	-3.767
High	5610	4.224	4.077	7.161	11.00	-3.839
138	5690	4.302	4.198	7.261	11.00	-3.739

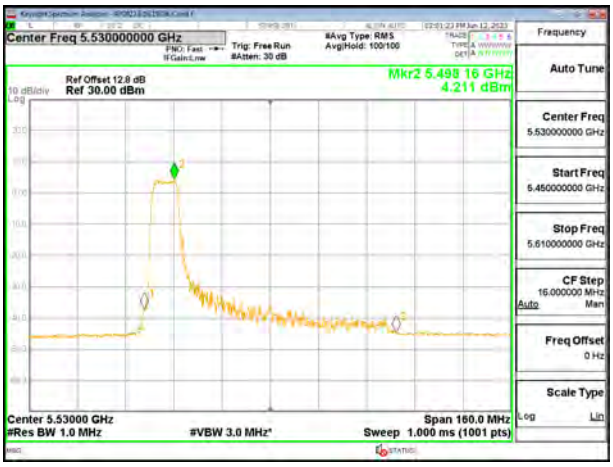

LOW CHANNEL [ANT 6]

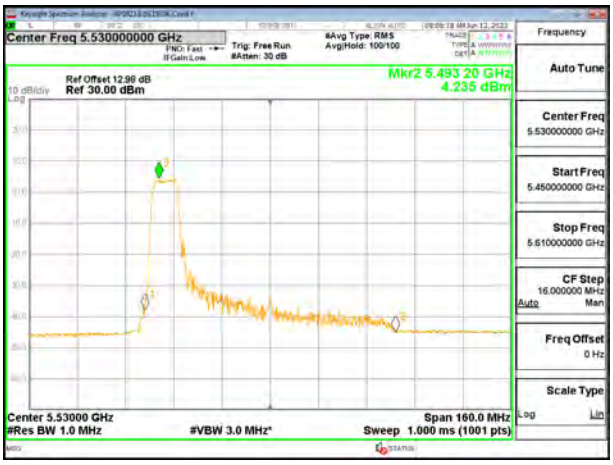

LOW CHANNEL [ANT 5]

UL VERIFICATION SERVICES INC.
47173 Benicia Street, Fremont, CA 94538; USA TEL:(510) 319-4000 FAX:(510) 661-0888

This report shall not be reproduced except in full, without the written approval of UL Verification Services Inc.

2TX Antenna 6 + Antenna 5 OFDMA MODE (FCC) – 106 Tones, RU Index 56

Test Engineer:	28502
Test Date:	5/23/2023

Bandwidth, Antenna Gain, and Limits

Channel	Frequency (MHz)	Min 26 dB BW (MHz)	Directional Gain for Power (dBi)	Directional Gain for PSD (dBi)	Power Limit (dBm)	PSD Limit (dBm/1MHz)
Low	5530	21.26	-4.1	-1.1	24.00	11.00
High	5610	19.89	-4.1	-1.1	23.99	11.00
138	5690	22.23	-4.1	-1.1	24.00	11.00

Duty Cycle CF (dB)	0.00	**Included in Calculations of Corr'd PSD**

Output Power Results

Channel	Frequency (MHz)	Antenna 6 Meas Power (dBm)	Antenna 5 Meas Power (dBm)	Total Corr'd Power (dBm)	Power Limit (dBm)	Power Margin (dB)
Low	5530	12.42	12.30	15.37	24.00	-8.63
High	5610	12.44	12.45	15.46	23.99	-8.53
138	5690	12.40	12.39	15.41	24.00	-8.59

PSD Results

Channel	Frequency (MHz)	Antenna 6 Meas PSD (dBm/1MHz)	Antenna 5 Meas PSD (dBm/1MHz)	Total Corr'd PSD (dBm/1MHz)	PSD Limit (dBm/1MHz)	PSD Margin (dB)
Low	5530	4.120	4.245	7.193	11.00	-3.807
High	5610	4.276	4.174	7.236	11.00	-3.764
138	5690	4.266	4.264	7.275	11.00	-3.725

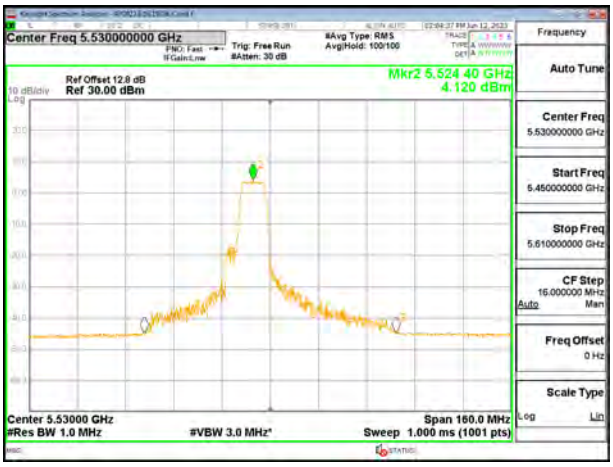

LOW CHANNEL [ANT 6]

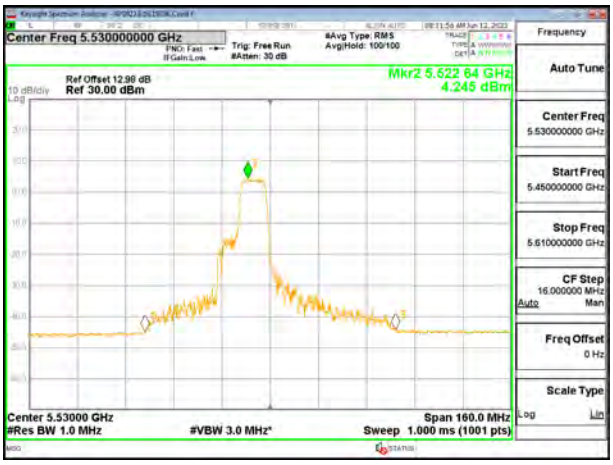

LOW CHANNEL [ANT 5]

UL VERIFICATION SERVICES INC.
47173 Benicia Street, Fremont, CA 94538; USA TEL:(510) 319-4000 FAX:(510) 661-0888

This report shall not be reproduced except in full, without the written approval of UL Verification Services Inc.

2TX Antenna 6 + Antenna 5 OFDMA MODE (FCC) – 106 Tones, RU Index 60

Test Engineer:	28502
Test Date:	5/23/2023

Bandwidth, Antenna Gain, and Limits

Channel	Frequency (MHz)	Min 26 dB BW (MHz)	Directional Gain for Power (dBi)	Directional Gain for PSD (dBi)	Power Limit (dBm)	PSD Limit (dBm/1MHz)
Low	5530	19.39	-4.1	-1.1	23.88	11.00
High	5610	18.44	-4.1	-1.1	23.66	11.00
138	5690	19.20	-4.1	-1.1	23.83	11.00

Duty Cycle CF (dB)	0.00	**Included in Calculations of Corr'd PSD**

Output Power Results

Channel	Frequency (MHz)	Antenna 6 Meas Power (dBm)	Antenna 5 Meas Power (dBm)	Total Corr'd Power (dBm)	Power Limit (dBm)	Power Margin (dB)
Low	5530	12.43	12.45	15.45	23.88	-8.43
High	5610	12.37	12.43	15.41	23.66	-8.25
138	5690	12.47	12.40	15.45	23.83	-8.39

PSD Results

Channel	Frequency (MHz)	Antenna 6 Meas PSD (dBm/1MHz)	Antenna 5 Meas PSD (dBm/1MHz)	Total Corr'd PSD (dBm/1MHz)	PSD Limit (dBm/1MHz)	PSD Margin (dB)
Low	5530	4.276	3.986	7.144	11.00	-3.856
High	5610	4.125	4.169	7.157	11.00	-3.843
138	5690	4.108	4.091	7.110	11.00	-3.890

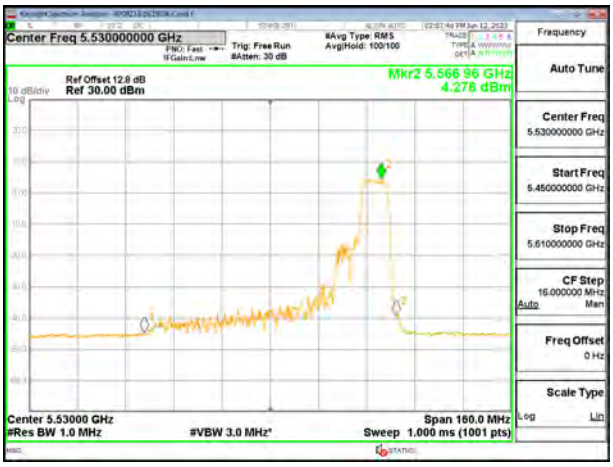

LOW CHANNEL [ANT 6]

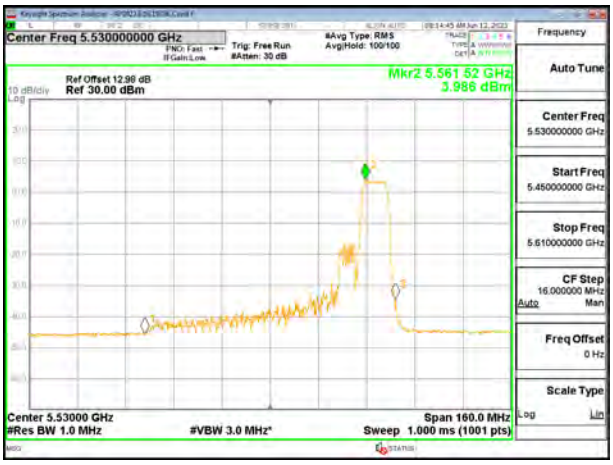

LOW CHANNEL [ANT 5]

UL VERIFICATION SERVICES INC.
47173 Benicia Street, Fremont, CA 94538; USA TEL:(510) 319-4000 FAX:(510) 661-0888

This report shall not be reproduced except in full, without the written approval of UL Verification Services Inc.

2TX Antenna 6 + Antenna 5 OFDMA MODE (FCC) – SU Mode

Test Engineer:	28502
Test Date:	3/2/2023

Bandwidth, Antenna Gain, and Limits

Channel	Frequency (MHz)	Min 26 dB BW (MHz)	Directional Gain for Power (dBi)	Directional Gain for PSD (dBi)	Power Limit (dBm)	PSD Limit (dBm/1MHz)
Low	5530	80.17	-4.1	-1.1	24.00	11.00
High	5610	80.82	-4.1	-1.1	24.00	11.00
138	5690	80.18	-4.1	-1.1	24.00	11.00

Duty Cycle CF (dB)	0.24	**Included in Calculations of Corr'd PSD**

Output Power Results

Channel	Frequency (MHz)	Antenna 6 Meas Power (dBm)	Antenna 5 Meas Power (dBm)	Total Corr'd Power (dBm)	Power Limit (dBm)	Power Margin (dB)
Low	5530	14.94	14.98	17.97	24.00	-6.03
High	5610	19.91	19.94	22.94	24.00	-1.06
138	5690	19.95	19.96	22.97	24.00	-1.03

PSD Results

Channel	Frequency (MHz)	Antenna 6 Meas PSD (dBm/1MHz)	Antenna 5 Meas PSD (dBm/1MHz)	Total Corr'd PSD (dBm/1MHz)	PSD Limit (dBm/1MHz)	PSD Margin (dB)
Low	5530	-0.717	-0.878	2.454	11.00	-8.546
High	5610	4.496	4.266	7.633	11.00	-3.367
138	5690	4.258	4.382	7.571	11.00	-3.429

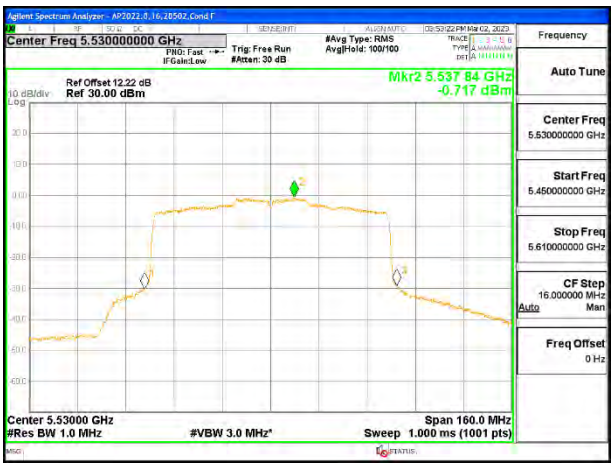

LOW CHANNEL [ANT 6]

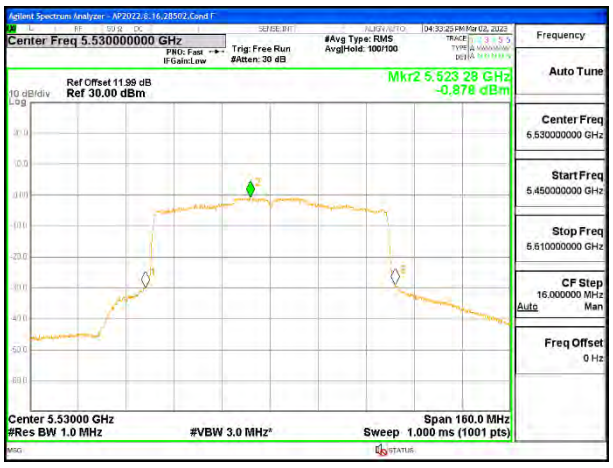

LOW CHANNEL [ANT 5]

UL VERIFICATION SERVICES INC.
47173 Benicia Street, Fremont, CA 94538; USA TEL:(510) 319-4000 FAX:(510) 661-0888

This report shall not be reproduced except in full, without the written approval of UL Verification Services Inc.

9.4.22. 802.11ax HE160 MODE IN THE 5.6 GHz BAND

1TX Antenna 6 MODE (FCC) – 106 Tones, RU Index 53

Test Engineer:	28502
Test Date:	5/22/2023

Bandwidth, Antenna Gain, and Limits

Channel	Frequency (MHz)	Min 26 dB BW (MHz)	Directional Gain (dBi)	Power Limit (dBm)	PSD Limit (dBm/1MHz)
Mid	5570	20.70	-4.5	24.00	11.00

Duty Cycle CF (dB)	0.00	**Included in Calculations Corr'd PSD**

Output Power Results

Channel	Frequency (MHz)	Antenna 6 Meas Power (dBm)	Total Corr'd Power (dBm)	Power Limit (dBm)	Power Margin (dB)
Mid	5570	9.42	9.42	24.00	-14.58

PSD Results

Channel	Frequency (MHz)	Antenna 6 Meas PSD (dBm/1MHz)	Total Corr'd PSD (dBm/1MHz)	PSD Limit (dBm/1MHz)	PSD Margin (dB)
Mid	5570	1.399	1.399	11.00	-9.601

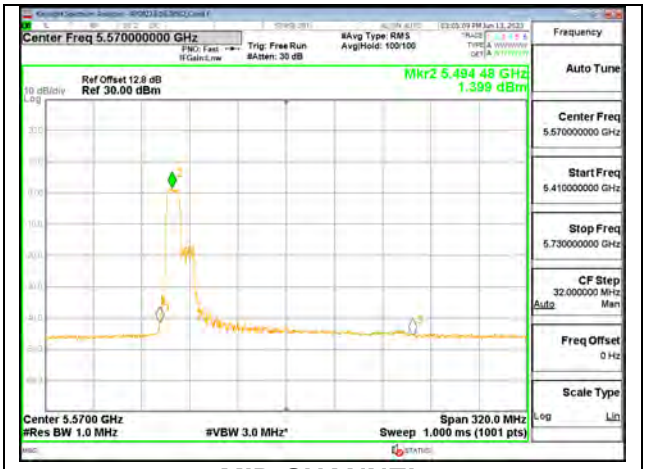

MID CHANNEL

UL VERIFICATION SERVICES INC.
47173 Benicia Street, Fremont, CA 94538; USA TEL:(510) 319-4000 FAX:(510) 661-0888

This report shall not be reproduced except in full, without the written approval of UL Verification Services Inc.

1TX Antenna 6 MODE (FCC) – 106 Tones, RU Index 60

Test Engineer:	28502
Test Date:	5/22/2023

Bandwidth, Antenna Gain, and Limits

Channel	Frequency (MHz)	Min 26 dB BW (MHz)	Directional Gain (dBi)	Power Limit (dBm)	PSD Limit (dBm/1MHz)
Mid	5570	24.70	-4.5	24.00	11.00

Duty Cycle CF (dB)	0.00	**Included in Calculations Corr'd PSD**

Output Power Results

Channel	Frequency (MHz)	Antenna 6 Meas Power (dBm)	Total Corr'd Power (dBm)	Power Limit (dBm)	Power Margin (dB)
Mid	5570	9.37	9.37	24.00	-14.63

PSD Results

Channel	Frequency (MHz)	Antenna 6 Meas PSD (dBm/1MHz)	Total Corr'd PSD (dBm/1MHz)	PSD Limit (dBm/1MHz)	PSD Margin (dB)
Mid	5570	1.108	1.108	11.00	-9.892

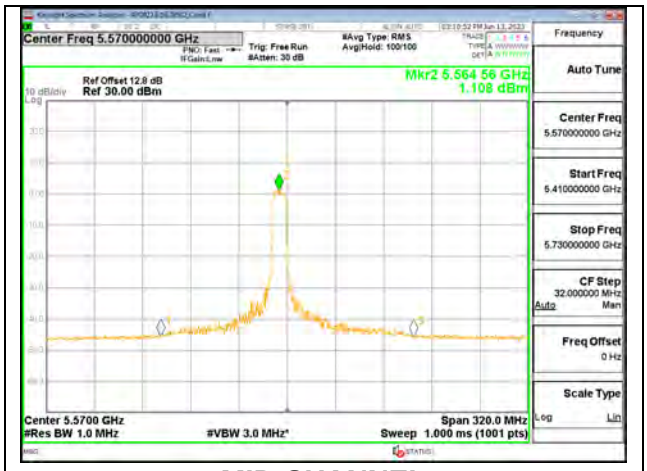

MID CHANNEL

UL VERIFICATION SERVICES INC.
47173 Benicia Street, Fremont, CA 94538; USA TEL:(510) 319-4000 FAX:(510) 661-0888

This report shall not be reproduced except in full, without the written approval of UL Verification Services Inc.

1TX Antenna 6 MODE (FCC) – 106 Tones, RU Index S60

Test Engineer:	28502
Test Date:	5/22/2023

Bandwidth, Antenna Gain, and Limits

Channel	Frequency (MHz)	Min 26 dB BW (MHz)	Directional Gain (dBi)	Power Limit (dBm)	PSD Limit (dBm/1MHz)
Mid	5570	23.13	-4.5	24.00	11.00

Duty Cycle CF (dB)	0.00	**Included in Calculations Corr'd PSD**

Output Power Results

Channel	Frequency (MHz)	Antenna 6 Meas Power (dBm)	Total Corr'd Power (dBm)	Power Limit (dBm)	Power Margin (dB)
Mid	5570	9.43	9.43	24.00	-14.57

PSD Results

Channel	Frequency (MHz)	Antenna 6 Meas PSD (dBm/1MHz)	Total Corr'd PSD (dBm/1MHz)	PSD Limit (dBm/1MHz)	PSD Margin (dB)
Mid	5570	1.101	1.101	11.00	-9.899

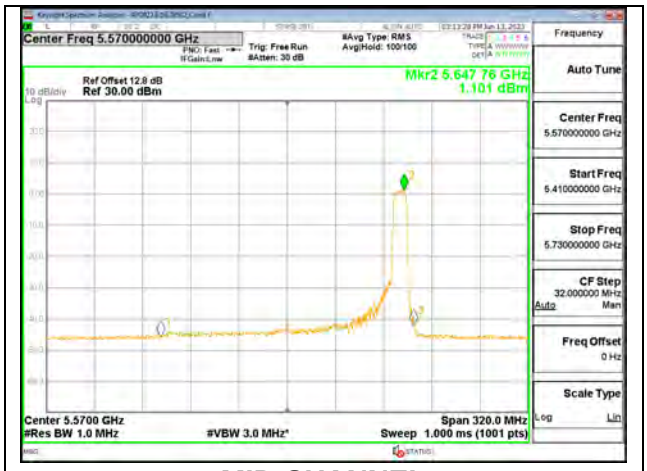

MID CHANNEL

UL VERIFICATION SERVICES INC.
47173 Benicia Street, Fremont, CA 94538; USA TEL:(510) 319-4000 FAX:(510) 661-0888

This report shall not be reproduced except in full, without the written approval of UL Verification Services Inc.

1TX Antenna 6 MODE (FCC) – SU Mode

Test Engineer:	26118
Test Date:	3/3/2023

Bandwidth, Antenna Gain, and Limits

Channel	Frequency (MHz)	Min 26 dB BW (MHz)	Directional Gain (dBi)	Power Limit (dBm)	PSD Limit (dBm/1MHz)
Mid	5570	162.20	-4.5	24.00	11.00

Duty Cycle CF (dB)	0.37	**Included in Calculations Corr'd PSD**

Output Power Results

Channel	Frequency (MHz)	Antenna 6 Meas Power (dBm)	Total Corr'd Power (dBm)	Power Limit (dBm)	Power Margin (dB)
Mid	5570	15.93	15.93	24.00	-8.07

PSD Results

Channel	Frequency (MHz)	Antenna 6 Meas PSD (dBm/1MHz)	Total Corr'd PSD (dBm/1MHz)	PSD Limit (dBm/1MHz)	PSD Margin (dB)
Mid	5570	-4.366	-3.996	11.00	-14.996

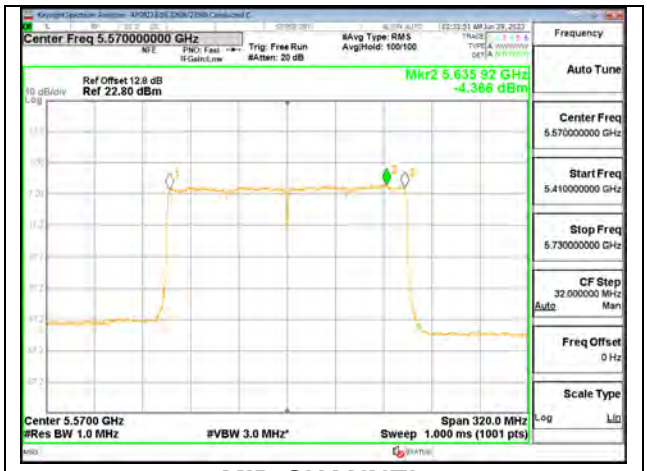

MID CHANNEL

UL VERIFICATION SERVICES INC.
47173 Benicia Street, Fremont, CA 94538; USA TEL:(510) 319-4000 FAX:(510) 661-0888

This report shall not be reproduced except in full, without the written approval of UL Verification Services Inc.

1TX Antenna 5 MODE (FCC) – 106 Tones, RU Index 53

Test Engineer:	28502
Test Date:	5/22/2023

Bandwidth, Antenna Gain, and Limits

Channel	Frequency (MHz)	Min 26 dB BW (MHz)	Directional Gain (dBi)	Power Limit (dBm)	PSD Limit (dBm/1MHz)
Mid	5570	20.89	-3.7	24.00	11.00

Duty Cycle CF (dB)	0.00	**Included in Calculations Corr'd PSD**

Output Power Results

Channel	Frequency (MHz)	Antenna 5 Meas Power (dBm)	Total Corr'd Power (dBm)	Power Limit (dBm)	Power Margin (dB)
Mid	5570	9.22	9.22	24.00	-14.78

PSD Results

Channel	Frequency (MHz)	Antenna 5 Meas PSD (dBm/1MHz)	Total Corr'd PSD (dBm/1MHz)	PSD Limit (dBm/1MHz)	PSD Margin (dB)
Mid	5570	1.429	1.429	11.00	-9.571

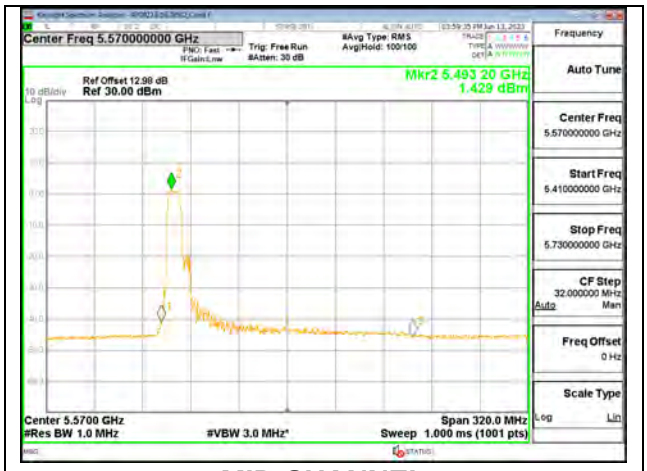

MID CHANNEL

UL VERIFICATION SERVICES INC.
47173 Benicia Street, Fremont, CA 94538; USA TEL:(510) 319-4000 FAX:(510) 661-0888

This report shall not be reproduced except in full, without the written approval of UL Verification Services Inc.

1TX Antenna 5 MODE (FCC) – 106 Tones, RU Index 60

Test Engineer:	28502
Test Date:	5/22/2023

Bandwidth, Antenna Gain, and Limits

Channel	Frequency (MHz)	Min 26 dB BW (MHz)	Directional Gain (dBi)	Power Limit (dBm)	PSD Limit (dBm/1MHz)
Mid	5570	24.78	-3.7	24.00	11.00

Duty Cycle CF (dB)	0.00	**Included in Calculations Corr'd PSD**

Output Power Results

Channel	Frequency (MHz)	Antenna 5 Meas Power (dBm)	Total Corr'd Power (dBm)	Power Limit (dBm)	Power Margin (dB)
Mid	5570	9.47	9.47	24.00	-14.53

PSD Results

Channel	Frequency (MHz)	Antenna 5 Meas PSD (dBm/1MHz)	Total Corr'd PSD (dBm/1MHz)	PSD Limit (dBm/1MHz)	PSD Margin (dB)
Mid	5570	1.006	1.006	11.00	-9.994

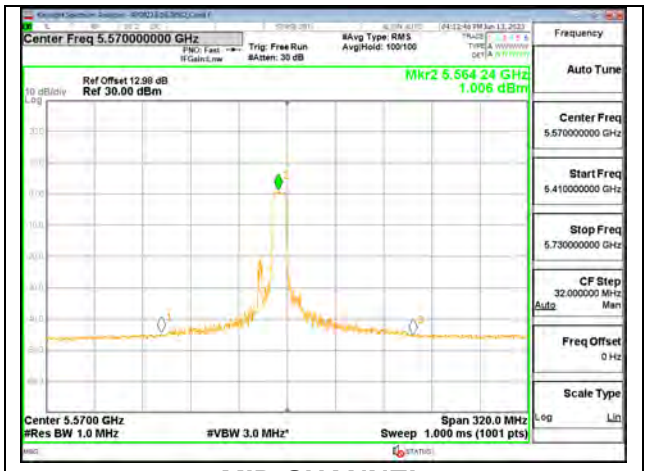

MID CHANNEL

UL VERIFICATION SERVICES INC.
47173 Benicia Street, Fremont, CA 94538; USA TEL:(510) 319-4000 FAX:(510) 661-0888

This report shall not be reproduced except in full, without the written approval of UL Verification Services Inc.

1TX Antenna 5 MODE (FCC) – 106 Tones, RU Index S60

Test Engineer:	28502
Test Date:	5/22/2023

Bandwidth, Antenna Gain, and Limits

Channel	Frequency (MHz)	Min 26 dB BW (MHz)	Directional Gain (dBi)	Power Limit (dBm)	PSD Limit (dBm/1MHz)
Mid	5570	23.23	-3.7	24.00	11.00

Duty Cycle CF (dB)	0.00	**Included in Calculations Corr'd PSD**

Output Power Results

Channel	Frequency (MHz)	Antenna 5 Meas Power (dBm)	Total Corr'd Power (dBm)	Power Limit (dBm)	Power Margin (dB)
Mid	5570	9.44	9.44	24.00	-14.56

PSD Results

Channel	Frequency (MHz)	Antenna 5 Meas PSD (dBm/1MHz)	Total Corr'd PSD (dBm/1MHz)	PSD Limit (dBm/1MHz)	PSD Margin (dB)
Mid	5570	1.238	1.238	11.00	-9.762

MID CHANNEL

UL VERIFICATION SERVICES INC.
47173 Benicia Street, Fremont, CA 94538; USA TEL:(510) 319-4000 FAX:(510) 661-0888

This report shall not be reproduced except in full, without the written approval of UL Verification Services Inc.

1TX Antenna 5 MODE (FCC) – SU Mode

Test Engineer:	26118
Test Date:	3/3/2023

Bandwidth, Antenna Gain, and Limits

Channel	Frequency (MHz)	Min 26 dB BW (MHz)	Directional Gain (dBi)	Power Limit (dBm)	PSD Limit (dBm/1MHz)
Mid	5570	162.20	-3.7	24.00	11.00

Duty Cycle CF (dB)	0.37	**Included in Calculations Corr'd PSD**

Output Power Results

Channel	Frequency (MHz)	Antenna 5 Meas Power (dBm)	Total Corr'd Power (dBm)	Power Limit (dBm)	Power Margin (dB)
Mid	5570	15.95	15.95	24.00	-8.05

PSD Results

Channel	Frequency (MHz)	Antenna 5 Meas PSD (dBm/1MHz)	Total Corr'd PSD (dBm/1MHz)	PSD Limit (dBm/1MHz)	PSD Margin (dB)
Mid	5570	-4.314	-3.944	11.00	-14.944

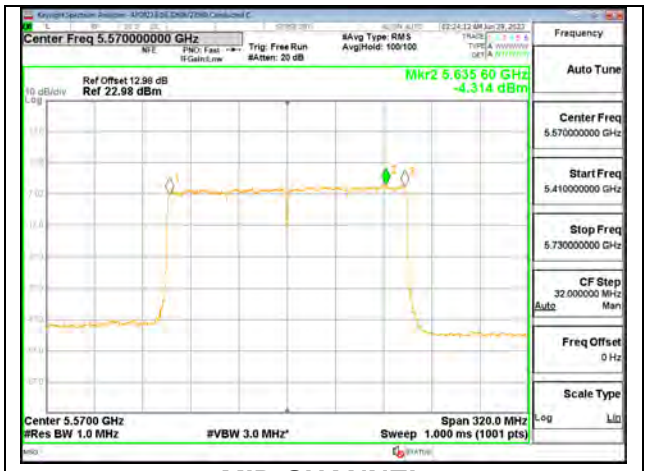

MID CHANNEL

UL VERIFICATION SERVICES INC.
47173 Benicia Street, Fremont, CA 94538; USA TEL:(510) 319-4000 FAX:(510) 661-0888

This report shall not be reproduced except in full, without the written approval of UL Verification Services Inc.

2TX Antenna 6 + Antenna 5 OFDMA MODE (FCC) – 106 Tones, RU Index 53

Test Engineer:	28502
Test Date:	5/22/2023

Bandwidth, Antenna Gain, and Limits

Channel	Frequency (MHz)	Min 26 dB BW (MHz)	Directional Gain for Power (dBi)	Directional Gain for PSD (dBi)	Power Limit (dBm)	PSD Limit (dBm/1MHz)
Mid	5570	21.22	-4.1	-1.1	24.00	11.00

Duty Cycle CF (dB)	0.00	**Included in Calculations of Corr'd PSD**

Output Power Results

Channel	Frequency (MHz)	Antenna 6 Meas Power (dBm)	Antenna 5 Meas Power (dBm)	Total Corr'd Power (dBm)	Power Limit (dBm)	Power Margin (dB)
Mid	5570	9.39	9.37	12.39	24.00	-11.61

PSD Results

Channel	Frequency (MHz)	Antenna 6 Meas PSD (dBm/1MHz)	Antenna 5 Meas PSD (dBm/1MHz)	Total Corr'd PSD (dBm/1MHz)	PSD Limit (dBm/1MHz)	PSD Margin (dB)
Mid	5570	1.390	1.307	4.359	11.00	-6.641

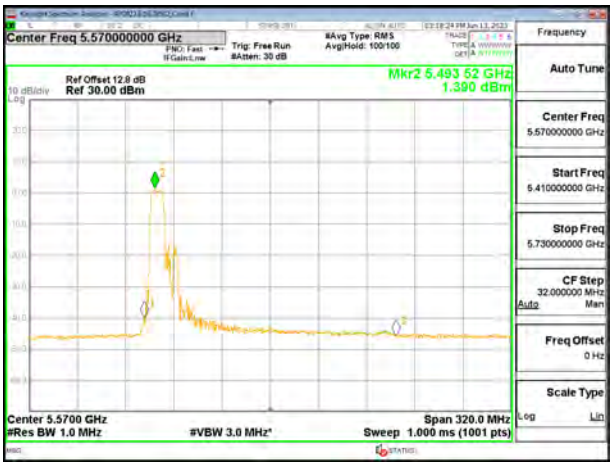

MID CHANNEL [ANT 6]

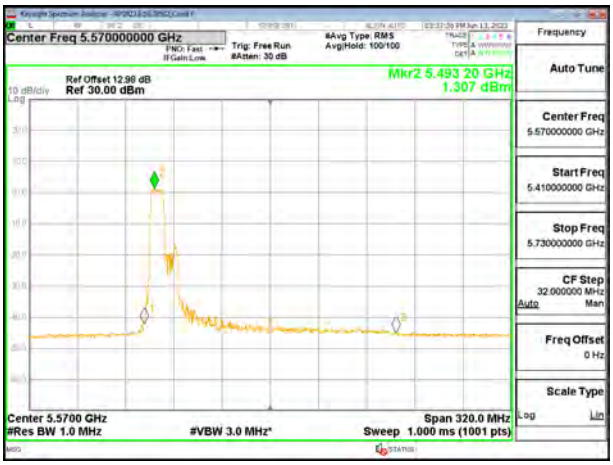

MID CHANNEL [ANT 5]

UL VERIFICATION SERVICES INC.
47173 Benicia Street, Fremont, CA 94538; USA TEL:(510) 319-4000 FAX:(510) 661-0888

This report shall not be reproduced except in full, without the written approval of UL Verification Services Inc.

2TX Antenna 6 + Antenna 5 OFDMA MODE (FCC) – 106 Tones, RU Index 60

Test Engineer:	28502
Test Date:	5/22/2023

Bandwidth, Antenna Gain, and Limits

Channel	Frequency (MHz)	Min 26 dB BW (MHz)	Directional Gain for Power (dBi)	Directional Gain for PSD (dBi)	Power Limit (dBm)	PSD Limit (dBm/1MHz)
Mid	5570	24.02	-4.1	-1.1	24.00	11.00

Duty Cycle CF (dB)	0.00	**Included in Calculations of Corr'd PSD**

Output Power Results

Channel	Frequency (MHz)	Antenna 6 Meas Power (dBm)	Antenna 5 Meas Power (dBm)	Total Corr'd Power (dBm)	Power Limit (dBm)	Power Margin (dB)
Mid	5570	9.40	9.47	12.45	24.00	-11.55

PSD Results

Channel	Frequency (MHz)	Antenna 6 Meas PSD (dBm/1MHz)	Antenna 5 Meas PSD (dBm/1MHz)	Total Corr'd PSD (dBm/1MHz)	PSD Limit (dBm/1MHz)	PSD Margin (dB)
Mid	5570	0.910	1.281	4.110	11.00	-6.890

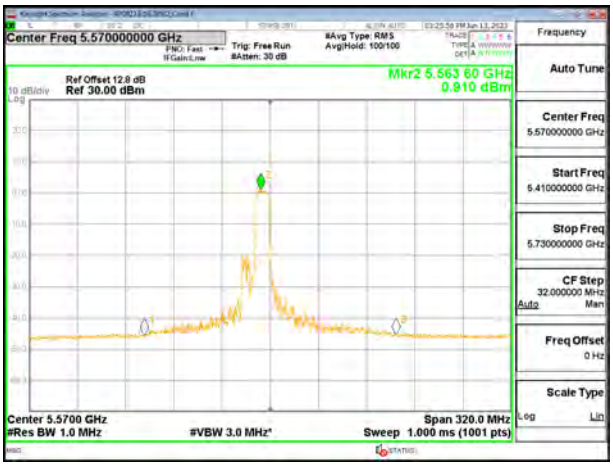

MID CHANNEL [ANT 6]

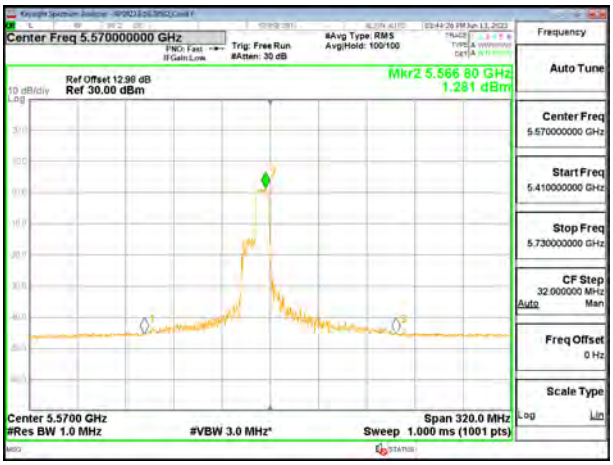

MID CHANNEL [ANT 5]

UL VERIFICATION SERVICES INC.
47173 Benicia Street, Fremont, CA 94538; USA TEL:(510) 319-4000 FAX:(510) 661-0888

This report shall not be reproduced except in full, without the written approval of UL Verification Services Inc.

2TX Antenna 6 + Antenna 5 OFDMA MODE (FCC) – 106 Tones, RU Index S60

Test Engineer:	28502
Test Date:	5/22/2023

Bandwidth, Antenna Gain, and Limits

Channel	Frequency (MHz)	Min 26 dB BW (MHz)	Directional Gain for Power (dBi)	Directional Gain for PSD (dBi)	Power Limit (dBm)	PSD Limit (dBm/1MHz)
Mid	5570	20.39	-4.1	-1.1	24.00	11.00

Duty Cycle CF (dB)	0.00	**Included in Calculations of Corr'd PSD**

Output Power Results

Channel	Frequency (MHz)	Antenna 6 Meas Power (dBm)	Antenna 5 Meas Power (dBm)	Total Corr'd Power (dBm)	Power Limit (dBm)	Power Margin (dB)
Mid	5570	9.43	9.38	12.42	24.00	-11.58

PSD Results

Channel	Frequency (MHz)	Antenna 6 Meas PSD (dBm/1MHz)	Antenna 5 Meas PSD (dBm/1MHz)	Total Corr'd PSD (dBm/1MHz)	PSD Limit (dBm/1MHz)	PSD Margin (dB)
Mid	5570	0.970	1.378	4.189	11.00	-6.811

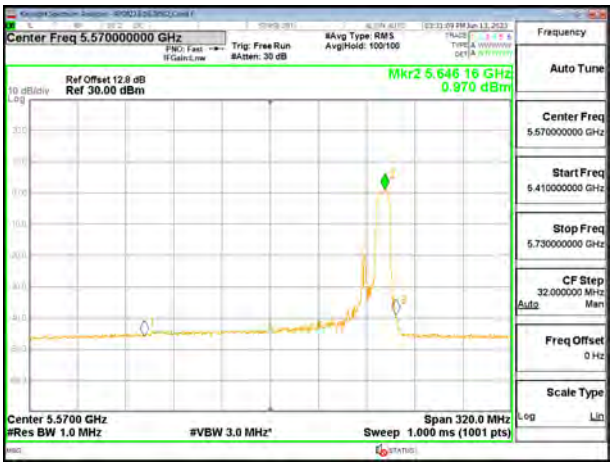

MID CHANNEL [ANT 6]

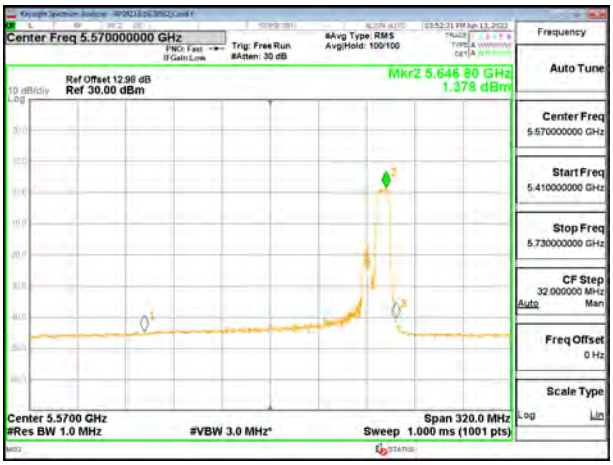

MID CHANNEL [ANT 5]

UL VERIFICATION SERVICES INC.
47173 Benicia Street, Fremont, CA 94538; USA TEL:(510) 319-4000 FAX:(510) 661-0888

This report shall not be reproduced except in full, without the written approval of UL Verification Services Inc.

2TX Antenna 6 + Antenna 5 OFDMA MODE (FCC) – SU Mode

Test Engineer:	26118
Test Date:	3/3/2023

Bandwidth, Antenna Gain, and Limits

Channel	Frequency (MHz)	Min 26 dB BW (MHz)	Directional Gain for Power (dBi)	Directional Gain for PSD (dBi)	Power Limit (dBm)	PSD Limit (dBm/1MHz)
Mid	5570	162.40	-4.1	-1.1	24.00	11.00

Duty Cycle CF (dB)	0.37	**Included in Calculations of Corr'd PSD**

Output Power Results

Channel	Frequency (MHz)	Antenna 6 Meas Power (dBm)	Antenna 5 Meas Power (dBm)	Total Corr'd Power (dBm)	Power Limit (dBm)	Power Margin (dB)
Mid	5570	15.47	15.35	18.42	24.00	-5.58

PSD Results

Channel	Frequency (MHz)	Antenna 6 Meas PSD (dBm/1MHz)	Antenna 5 Meas PSD (dBm/1MHz)	Total Corr'd PSD (dBm/1MHz)	PSD Limit (dBm/1MHz)	PSD Margin (dB)
Mid	5570	-4.227	-4.166	-0.816	11.00	-11.816

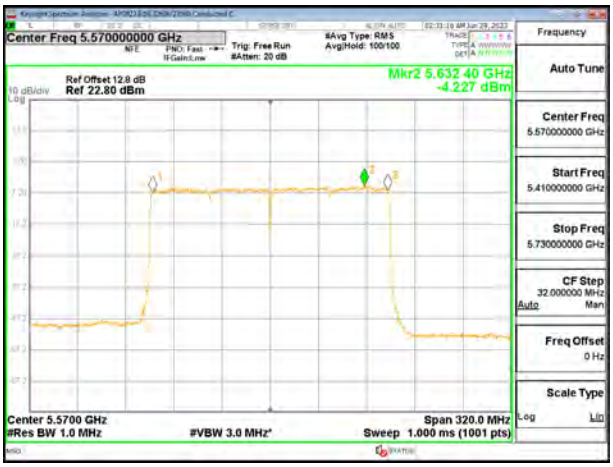

MID CHANNEL [ANT 6]

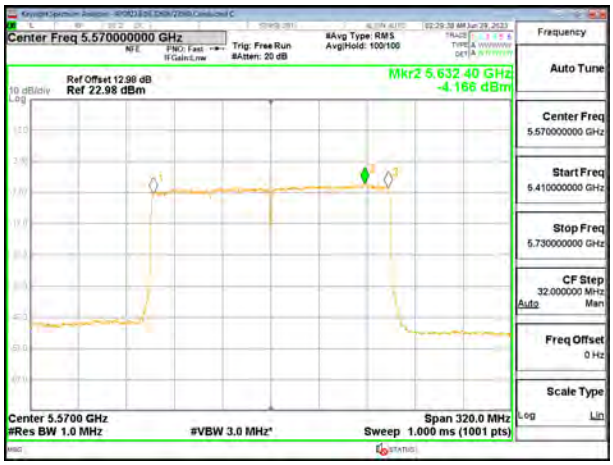

MID CHANNEL [ANT 5]

UL VERIFICATION SERVICES INC.
47173 Benicia Street, Fremont, CA 94538; USA TEL:(510) 319-4000 FAX:(510) 661-0888

This report shall not be reproduced except in full, without the written approval of UL Verification Services Inc.

9.4.23. 802.11n HT20 MODE IN THE 5.8 GHz BAND

1TX Antenna 6 MODE (FCC)

Test Engineer:	28502
Test Date:	3/2/2023

Antenna Gain and Limit

Channel	Frequency (MHz)	Directional Gain (dBi)	Power Limit (dBm)	PSD Limit (dBm/500KHz)
Low	5745	-5.2	30.00	30.00
Mid	5785	-5.2	30.00	30.00
High	5825	-5.2	30.00	30.00

Duty Cycle CF (dB)	0.00	**Included in Calculations of Corr'd PSD**

Output Power Results

Channel	Frequency (MHz)	Antenna 6 Meas Power (dBm)	Total Corr'd Power (dBm)	Power Limit (dBm)	Power Margin (dB)
Low	5745	20.92	20.92	30.00	-9.08
Mid	5785	20.90	20.90	30.00	-9.10
High	5825	20.94	20.94	30.00	-9.06

PSD Results

Channel	Frequency (MHz)	Antenna 6 Meas PSD (dBm/500KHz)	Total Corr'd PSD (dBm/500KHz)	PSD Limit (dBm/500KHz)	PSD Margin (dB)
Low	5745	8.768	8.768	30.00	-21.23
Mid	5785	8.497	8.497	30.00	-21.50
High	5825	8.408	8.408	30.00	-21.59

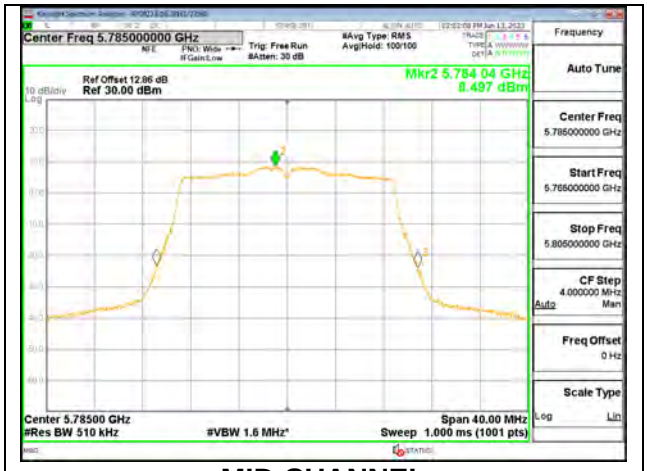

MID CHANNEL

UL VERIFICATION SERVICES INC.
47173 Benicia Street, Fremont, CA 94538; USA TEL:(510) 319-4000 FAX:(510) 661-0888

This report shall not be reproduced except in full, without the written approval of UL Verification Services Inc.

1TX Antenna 5 MODE (FCC)

Test Engineer:	28502
Test Date:	3/2/2023

Antenna Gain and Limit

Channel	Frequency (MHz)	Directional Gain (dBi)	Power Limit (dBm)	PSD Limit (dBm/500KHz)
Low	5745	-3.6	30.00	30.00
Mid	5785	-3.6	30.00	30.00
High	5825	-3.6	30.00	30.00

Duty Cycle CF (dB)	0.00	**Included in Calculations of Corr'd PSD**

Output Power Results

Channel	Frequency (MHz)	Antenna 5 Meas Power (dBm)	Total Corr'd Power (dBm)	Power Limit (dBm)	Power Margin (dB)
Low	5745	20.97	20.97	30.00	-9.03
Mid	5785	20.96	20.96	30.00	-9.04
High	5825	20.95	20.95	30.00	-9.05

PSD Results

Channel	Frequency (MHz)	Antenna 5 Meas PSD (dBm/500KHz)	Total Corr'd PSD (dBm/500KHz)	PSD Limit (dBm/500KHz)	PSD Margin (dB)
Low	5745	8.668	8.668	30.00	-21.33
Mid	5785	8.302	8.302	30.00	-21.70
High	5825	8.359	8.359	30.00	-21.64

MID CHANNEL

UL VERIFICATION SERVICES INC.
47173 Benicia Street, Fremont, CA 94538; USA TEL:(510) 319-4000 FAX:(510) 661-0888

This report shall not be reproduced except in full, without the written approval of UL Verification Services Inc.

2TX Antenna 6 + Antenna 5 CDD MODE (FCC)

Test Engineer:	28502
Test Date:	3/2/2023

Antenna Gain and Limit

Channel	Frequency (MHz)	Directional Gain For Power (dBi)	Directional Gain For PSD (dBi)	Power Limit (dBm)	PSD Limit (dBm/500KHz)
Low	5745	-4.3	-1.3	30.00	30.00
Mid	5785	-4.3	-1.3	30.00	30.00
High	5825	-4.3	-1.3	30.00	30.00

Duty Cycle CF (dB)	0.00	Included in Calculations of Corr'd PSD

Output Power Results

Channel	Frequency (MHz)	Antenna 6 Meas Power (dBm)	Antenna 5 Meas Power (dBm)	Total Corr'd Power (dBm)	Power Limit (dBm)	Power Margin (dB)
Low	5745	20.94	20.92	23.94	30.00	-6.06
Mid	5785	20.94	20.95	23.96	30.00	-6.04
High	5825	20.95	20.93	23.95	30.00	-6.05

PSD Results

Channel	Frequency (MHz)	Antenna 6 Meas PSD (dBm/500KHz)	Antenna 5 Meas PSD (dBm/500KHz)	Total Corr'd PSD (dBm/500KHz)	PSD Limit (dBm/500KHz)	PSD Margin (dB)
Low	5745	8.918	8.805	11.872	30.00	-18.128
Mid	5785	8.365	8.518	11.452	30.00	-18.548
High	5825	8.375	8.408	11.402	30.00	-18.598

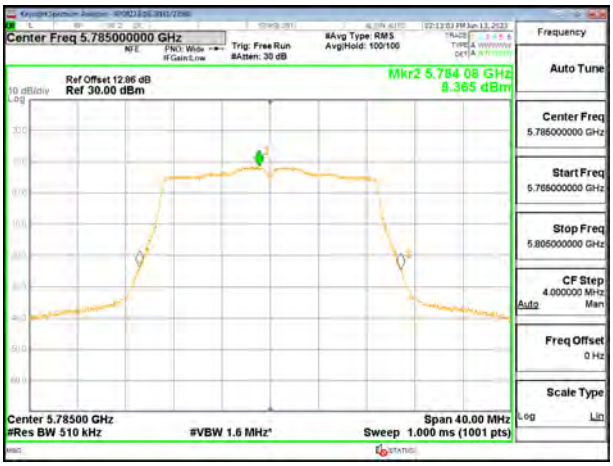

MID CHANNEL [ANT 6]

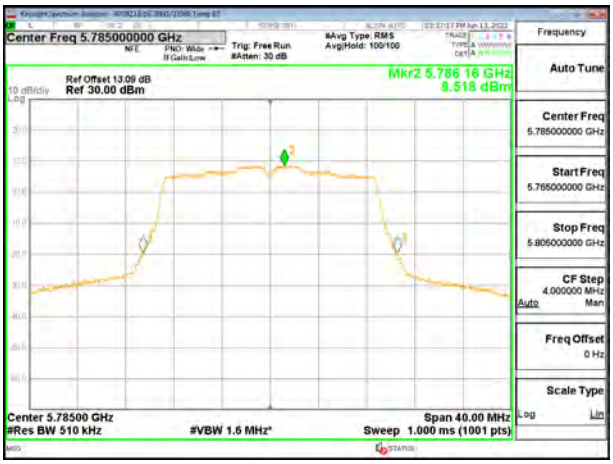

MID CHANNEL [ANT 5]

UL VERIFICATION SERVICES INC.
47173 Benicia Street, Fremont, CA 94538; USA TEL:(510) 319-4000 FAX:(510) 661-0888

This report shall not be reproduced except in full, without the written approval of UL Verification Services Inc.

9.4.24. 802.11n HT40 MODE IN THE 5.8 GHz BAND

1TX Antenna 6 MODE (FCC)

Test Engineer:	26188
Test Date:	2/23/2023

Antenna Gain and Limit

Channel	Frequency (MHz)	Directional Gain (dBi)	Power Limit (dBm)	PSD Limit (dBm/500KHz)
Low	5755	-5.2	30.00	30.00
High	5795	-5.2	30.00	30.00

Duty Cycle CF (dB)	0.09	**Included in Calculations of Corr'd PSD**

Output Power Results

Channel	Frequency (MHz)	Antenna 6 Meas Power (dBm)	Total Corr'd Power (dBm)	Power Limit (dBm)	Power Margin (dB)
Low	5755	20.40	20.40	30.00	-9.60
High	5795	20.45	20.45	30.00	-9.55

PSD Results

Channel	Frequency (MHz)	Antenna 6 Meas PSD (dBm/500KHz)	Total Corr'd PSD (dBm/500KHz)	PSD Limit (dBm/500KHz)	PSD Margin (dB)
Low	5755	4.699	4.789	30.00	-25.21
High	5795	4.875	4.965	30.00	-25.04

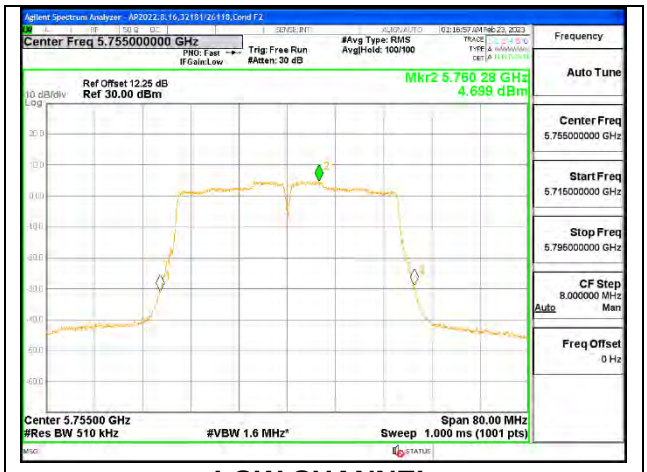

LOW CHANNEL

UL VERIFICATION SERVICES INC.
47173 Benicia Street, Fremont, CA 94538; USA TEL:(510) 319-4000 FAX:(510) 661-0888

This report shall not be reproduced except in full, without the written approval of UL Verification Services Inc.

1TX Antenna 5 MODE (FCC)

Test Engineer:	26118
Test Date:	2/23/2023

Antenna Gain and Limit

Channel	Frequency (MHz)	Directional Gain (dBi)	Power Limit (dBm)	PSD Limit (dBm/500KHz)
Low	5755	-3.6	30.00	30.00
High	5795	-3.6	30.00	30.00

Duty Cycle CF (dB)	0.09	**Included in Calculations of Corr'd PSD**

Output Power Results

Channel	Frequency (MHz)	Antenna 5 Meas Power (dBm)	Total Corr'd Power (dBm)	Power Limit (dBm)	Power Margin (dB)
Low	5755	20.43	20.43	30.00	-9.57
High	5795	20.46	20.46	30.00	-9.54

PSD Results

Channel	Frequency (MHz)	Antenna 5 Meas PSD (dBm/500KHz)	Total Corr'd PSD (dBm/500KHz)	PSD Limit (dBm/500KHz)	PSD Margin (dB)
Low	5755	4.444	4.534	30.00	-25.47
High	5795	4.524	4.614	30.00	-25.39

LOW CHANNEL

UL VERIFICATION SERVICES INC.
47173 Benicia Street, Fremont, CA 94538; USA TEL:(510) 319-4000 FAX:(510) 661-0888

This report shall not be reproduced except in full, without the written approval of UL Verification Services Inc.

2TX Antenna 6 + Antenna 5 CDD MODE (FCC)

Test Engineer:	26118
Test Date:	2/23/2023

Antenna Gain and Limit

Channel	Frequency (MHz)	Directional Gain For Power (dBi)	Directional Gain For PSD (dBi)	Power Limit (dBm)	PSD Limit (dBm/500KHz)
Low	5755	-4.3	-1.3	30.00	30.00
High	5795	-4.3	-1.3	30.00	30.00

Duty Cycle CF (dB)	0.09	**Included in Calculations of Corr'd PSD**

Output Power Results

Channel	Frequency (MHz)	Antenna 6 Meas Power (dBm)	Antenna 5 Meas Power (dBm)	Total Corr'd Power (dBm)	Power Limit (dBm)	Power Margin (dB)
Low	5755	20.42	20.48	23.46	30.00	-6.54
High	5795	20.48	20.42	23.46	30.00	-6.54

PSD Results

Channel	Frequency (MHz)	Antenna 6 Meas PSD (dBm/500KHz)	Antenna 5 Meas PSD (dBm/500KHz)	Total Corr'd PSD (dBm/500KHz)	PSD Limit (dBm/500KHz)	PSD Margin (dB)
Low	5745	4.860	4.779	7.920	30.00	-22.080
High	5825	4.952	4.733	7.944	30.00	-22.056

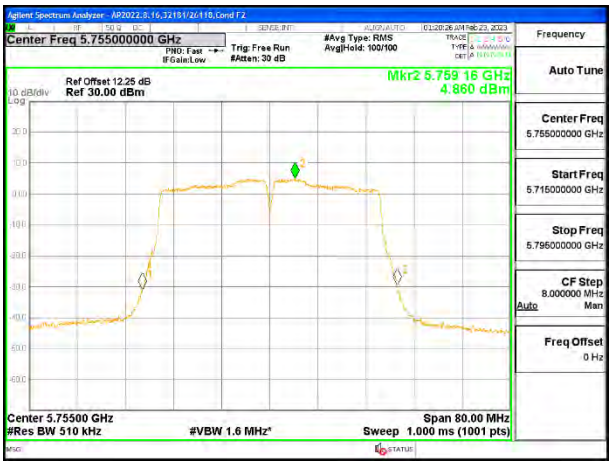

LOW CHANNEL [ANT 6]

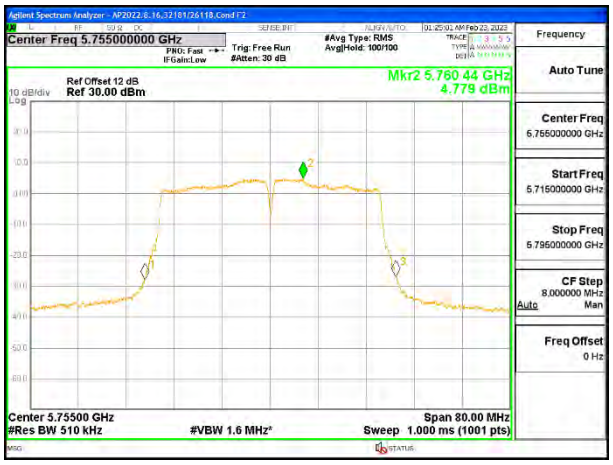

LOW CHANNEL [ANT 5]

UL VERIFICATION SERVICES INC.
47173 Benicia Street, Fremont, CA 94538; USA TEL:(510) 319-4000 FAX:(510) 661-0888

This report shall not be reproduced except in full, without the written approval of UL Verification Services Inc.

9.4.25. 802.11ac VHT80 MODE IN THE 5.8 GHz BAND

1TX Antenna 6 MODE (FCC)

Test Engineer:	26118
Test Date:	2/22/2023

Antenna Gain and Limit

Channel	Frequency (MHz)	Directional Gain (dBi)	Power Limit (dBm)	PSD Limit (dBm/500KHz)
Mid	5775	-5.2	30.00	30.00

Duty Cycle CF (dB)	0.21	**Included in Calculations of Corr'd PSD**

Output Power Results

Channel	Frequency (MHz)	Antenna 6 Meas Power (dBm)	Total Corr'd Power (dBm)	Power Limit (dBm)	Power Margin (dB)
Mid	5775	20.40	20.40	30.00	-9.60

PSD Results

Channel	Frequency (MHz)	Antenna 6 Meas PSD (dBm/500KHz)	Total Corr'd PSD (dBm/500KHz)	PSD Limit (dBm/500KHz)	PSD Margin (dB)
Mid	5775	2.121	2.331	30.00	-27.67

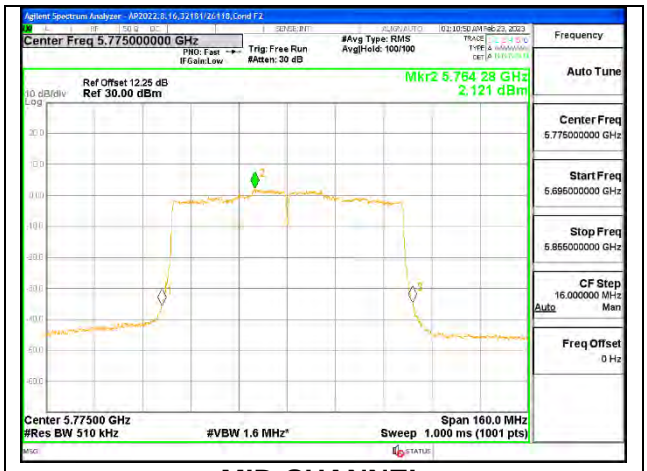

MID CHANNEL

UL VERIFICATION SERVICES INC.
47173 Benicia Street, Fremont, CA 94538; USA TEL:(510) 319-4000 FAX:(510) 661-0888

This report shall not be reproduced except in full, without the written approval of UL Verification Services Inc.

1TX Antenna 5 MODE (FCC)

Test Engineer:	26118
Test Date:	2/22/2023

Antenna Gain and Limit

Channel	Frequency (MHz)	Directional Gain (dBi)	Power Limit (dBm)	PSD Limit (dBm/500KHz)
Mid	5775	-3.6	30.00	30.00

Duty Cycle CF (dB)	0.21	**Included in Calculations of Corr'd PSD**

Output Power Results

Channel	Frequency (MHz)	Antenna 5 Meas Power (dBm)	Total Corr'd Power (dBm)	Power Limit (dBm)	Power Margin (dB)
Mid	5775	20.45	20.45	30.00	-9.55

PSD Results

Channel	Frequency (MHz)	Antenna 5 Meas PSD (dBm/500KHz)	Total Corr'd PSD (dBm/500KHz)	PSD Limit (dBm/500KHz)	PSD Margin (dB)
Mid	5775	1.957	2.167	30.00	-27.83

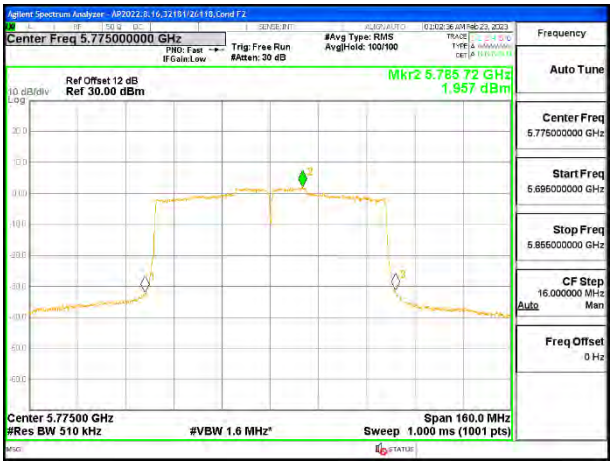

MID CHANNEL

UL VERIFICATION SERVICES INC.
47173 Benicia Street, Fremont, CA 94538; USA TEL:(510) 319-4000 FAX:(510) 661-0888

This report shall not be reproduced except in full, without the written approval of UL Verification Services Inc.

2TX Antenna 6 + Antenna 5 CDD MODE (FCC)

Test Engineer:	26118
Test Date:	2/22/2023

Antenna Gain and Limit

Channel	Frequency (MHz)	Directional Gain For Power (dBi)	Directional Gain For PSD (dBi)	Power Limit (dBm)	PSD Limit (dBm/500KHz)
Mid	5775	-4.3	-1.3	30.00	30.00

Duty Cycle CF (dB)	0.21	**Included in Calculations of Corr'd PSD**

Output Power Results

Channel	Frequency (MHz)	Antenna 6 Meas Power (dBm)	Antenna 5 Meas Power (dBm)	Total Corr'd Power (dBm)	Power Limit (dBm)	Power Margin (dB)
Mid	5775	20.40	20.38	23.40	30.00	-6.60

PSD Results

Channel	Frequency (MHz)	Antenna 6 Meas PSD (dBm/500KHz)	Antenna 5 Meas PSD (dBm/500KHz)	Total Corr'd PSD (dBm/500KHz)	PSD Limit (dBm/500KHz)	PSD Margin (dB)
Mid	5775	2.176	1.868	5.245	30.00	-24.755

MID CHANNEL [ANT 6]

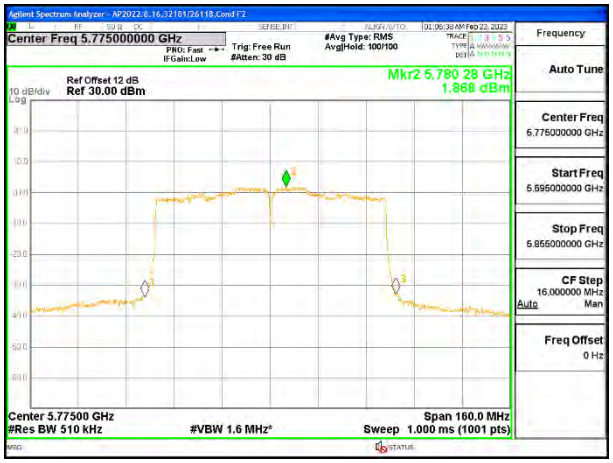

MID CHANNEL [ANT 5]

UL VERIFICATION SERVICES INC.
47173 Benicia Street, Fremont, CA 94538; USA TEL:(510) 319-4000 FAX:(510) 661-0888

This report shall not be reproduced except in full, without the written approval of UL Verification Services Inc.

9.4.26. 802.11ax HE20 MODE IN THE 5.8 GHz BAND

1TX Antenna 6 MODE (FCC) MOBILE – 26 Tones, RU Index 0

Test Engineer:	26118
Test Date:	2/22/2023

Antenna Gain and Limit

Channel	Frequency (MHz)	Directional Gain (dBi)	Power Limit (dBm)	PSD Limit (dBm/500KHz)
Low	5745	-5.2	30.00	30.00
Mid	5785	-5.2	30.00	30.00
High	5825	-5.2	30.00	30.00

Duty Cycle CF (dB)	0.00	**Included in Calculations of Corr'd PSD**

Output Power Results

Channel	Frequency (MHz)	Antenna 6 Meas Power (dBm)	Total Corr'd Power (dBm)	Power Limit (dBm)	Power Margin (dB)
Low	5745	12.95	12.95	30.00	-17.05
Mid	5785	12.91	12.91	30.00	-17.09
High	5825	12.90	12.90	30.00	-17.10

PSD Results

Channel	Frequency (MHz)	Antenna 6 Meas PSD (dBm/500KHz)	Total Corr'd PSD (dBm/500KHz)	PSD Limit (dBm/500KHz)	PSD Margin (dB)
Low	5745	7.656	7.656	30.00	-22.34
Mid	5785	7.707	7.707	30.00	-22.29
High	5825	7.798	7.798	30.00	-22.20

MID CHANNEL

UL VERIFICATION SERVICES INC.
47173 Benicia Street, Fremont, CA 94538; USA TEL:(510) 319-4000 FAX:(510) 661-0888

This report shall not be reproduced except in full, without the written approval of UL Verification Services Inc.

1TX Antenna 6 MODE (FCC) MOBILE – 26 Tones, RU Index 4

Test Engineer:	26118
Test Date:	2/22/2023

Antenna Gain and Limit

Channel	Frequency (MHz)	Directional Gain (dBi)	Power Limit (dBm)	PSD Limit (dBm/500KHz)
Low	5745	-5.2	30.00	30.00
Mid	5785	-5.2	30.00	30.00
High	5825	-5.2	30.00	30.00

Duty Cycle CF (dB)	0.00	**Included in Calculations of Corr'd PSD**

Output Power Results

Channel	Frequency (MHz)	Antenna 6 Meas Power (dBm)	Total Corr'd Power (dBm)	Power Limit (dBm)	Power Margin (dB)
Low	5745	12.91	12.91	30.00	-17.09
Mid	5785	12.91	12.91	30.00	-17.09
High	5825	12.95	12.95	30.00	-17.05

PSD Results

Channel	Frequency (MHz)	Antenna 6 Meas PSD (dBm/500KHz)	Total Corr'd PSD (dBm/500KHz)	PSD Limit (dBm/500KHz)	PSD Margin (dB)
Low	5745	7.605	7.605	30.00	-22.40
Mid	5785	7.657	7.657	30.00	-22.34
High	5825	7.612	7.612	30.00	-22.39

MID CHANNEL

UL VERIFICATION SERVICES INC.
47173 Benicia Street, Fremont, CA 94538; USA TEL:(510) 319-4000 FAX:(510) 661-0888

This report shall not be reproduced except in full, without the written approval of UL Verification Services Inc.

1TX Antenna 6 MODE (FCC) MOBILE – 26 Tones, RU Index 8

Test Engineer:	26118
Test Date:	2/22/2023

Antenna Gain and Limit

Channel	Frequency (MHz)	Directional Gain (dBi)	Power Limit (dBm)	PSD Limit (dBm/500KHz)
Low	5745	-5.2	30.00	30.00
Mid	5785	-5.2	30.00	30.00
High	5825	-5.2	30.00	30.00

Duty Cycle CF (dB)	0.00	**Included in Calculations of Corr'd PSD**

Output Power Results

Channel	Frequency (MHz)	Antenna 6 Meas Power (dBm)	Total Corr'd Power (dBm)	Power Limit (dBm)	Power Margin (dB)
Low	5745	12.95	12.95	30.00	-17.05
Mid	5785	12.95	12.95	30.00	-17.05
High	5825	12.96	12.96	30.00	-17.04

PSD Results

Channel	Frequency (MHz)	Antenna 6 Meas PSD (dBm/500KHz)	Total Corr'd PSD (dBm/500KHz)	PSD Limit (dBm/500KHz)	PSD Margin (dB)
Low	5745	7.735	7.735	30.00	-22.27
Mid	5785	7.787	7.787	30.00	-22.21
High	5825	7.726	7.726	30.00	-22.27

MID CHANNEL

UL VERIFICATION SERVICES INC.
47173 Benicia Street, Fremont, CA 94538; USA TEL:(510) 319-4000 FAX:(510) 661-0888

This report shall not be reproduced except in full, without the written approval of UL Verification Services Inc.

1TX Antenna 6 MODE (FCC) MOBILE – SU Mode

Test Engineer:	26118
Test Date:	3/2/2023

Antenna Gain and Limit

Channel	Frequency (MHz)	Directional Gain (dBi)	Power Limit (dBm)	PSD Limit (dBm/500KHz)
Low	5745	-5.2	30.00	30.00
Mid	5785	-5.2	30.00	30.00
High	5825	-5.2	30.00	30.00

Duty Cycle CF (dB)	0.00	**Included in Calculations of Corr'd PSD**

Output Power Results

Channel	Frequency (MHz)	Antenna 6 Meas Power (dBm)	Total Corr'd Power (dBm)	Power Limit (dBm)	Power Margin (dB)
Low	5745	20.91	20.91	30.00	-9.09
Mid	5785	20.96	20.96	30.00	-9.04
High	5825	20.91	20.91	30.00	-9.09

PSD Results

Channel	Frequency (MHz)	Antenna 6 Meas PSD (dBm/500KHz)	Total Corr'd PSD (dBm/500KHz)	PSD Limit (dBm/500KHz)	PSD Margin (dB)
Low	5745	7.968	7.968	30.00	-22.03
Mid	5785	7.938	7.938	30.00	-22.06
High	5825	7.968	7.968	30.00	-22.03

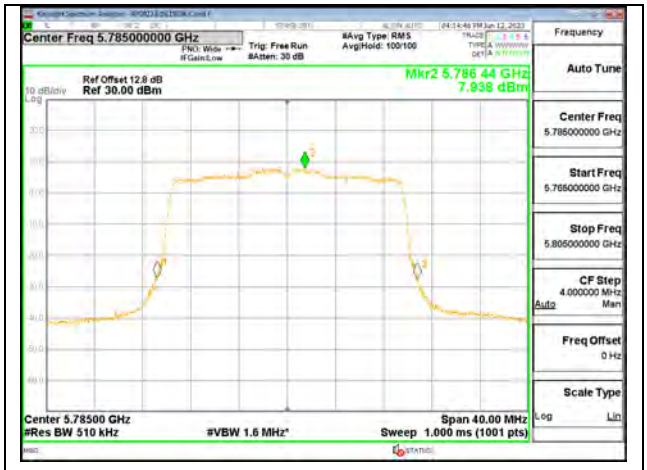

MID CHANNEL

UL VERIFICATION SERVICES INC.
47173 Benicia Street, Fremont, CA 94538; USA TEL:(510) 319-4000 FAX:(510) 661-0888

This report shall not be reproduced except in full, without the written approval of UL Verification Services Inc.

1TX Antenna 5 MODE (FCC) MOBILE – 26 Tones, RU Index 0

Test Engineer:	26118
Test Date:	2/22/2023

Antenna Gain and Limit

Channel	Frequency (MHz)	Directional Gain (dBi)	Power Limit (dBm)	PSD Limit (dBm/500KHz)
Low	5745	-3.6	30.00	30.00
Mid	5785	-3.6	30.00	30.00
High	5825	-3.6	30.00	30.00

Duty Cycle CF (dB)	0.00	**Included in Calculations of Corr'd PSD**

Output Power Results

Channel	Frequency (MHz)	Antenna 5 Meas Power (dBm)	Total Corr'd Power (dBm)	Power Limit (dBm)	Power Margin (dB)
Low	5745	12.96	12.96	30.00	-17.04
Mid	5785	12.91	12.91	30.00	-17.09
High	5825	12.95	12.95	30.00	-17.05

PSD Results

Channel	Frequency (MHz)	Antenna 5 Meas PSD (dBm/500KHz)	Total Corr'd PSD (dBm/500KHz)	PSD Limit (dBm/500KHz)	PSD Margin (dB)
Low	5745	7.660	7.660	30.00	-22.34
Mid	5785	7.710	7.710	30.00	-22.29
High	5825	8.037	8.037	30.00	-21.96

MID CHANNEL

UL VERIFICATION SERVICES INC.
47173 Benicia Street, Fremont, CA 94538; USA TEL:(510) 319-4000 FAX:(510) 661-0888

This report shall not be reproduced except in full, without the written approval of UL Verification Services Inc.

1TX Antenna 5 MODE (FCC) MOBILE – 26 Tones, RU Index 4

Test Engineer:	26118
Test Date:	2/22/2023

Antenna Gain and Limit

Channel	Frequency (MHz)	Directional Gain (dBi)	Power Limit (dBm)	PSD Limit (dBm/500KHz)
Low	5745	-3.6	30.00	30.00
Mid	5785	-3.6	30.00	30.00
High	5825	-3.6	30.00	30.00

Duty Cycle CF (dB)	0.00	**Included in Calculations of Corr'd PSD**

Output Power Results

Channel	Frequency (MHz)	Antenna 5 Meas Power (dBm)	Total Corr'd Power (dBm)	Power Limit (dBm)	Power Margin (dB)
Low	5745	12.80	12.80	30.00	-17.20
Mid	5785	12.91	12.91	30.00	-17.09
High	5825	12.80	12.80	30.00	-17.20

PSD Results

Channel	Frequency (MHz)	Antenna 5 Meas PSD (dBm/500KHz)	Total Corr'd PSD (dBm/500KHz)	PSD Limit (dBm/500KHz)	PSD Margin (dB)
Low	5745	7.828	7.828	30.00	-22.17
Mid	5785	7.936	7.936	30.00	-22.06
High	5825	7.660	7.660	30.00	-22.34

MID CHANNEL

UL VERIFICATION SERVICES INC.
47173 Benicia Street, Fremont, CA 94538; USA TEL:(510) 319-4000 FAX:(510) 661-0888

This report shall not be reproduced except in full, without the written approval of UL Verification Services Inc.

1TX Antenna 5 MODE (FCC) MOBILE – 26 Tones, RU Index 8

Test Engineer:	26118
Test Date:	2/22/2023

Antenna Gain and Limit

Channel	Frequency (MHz)	Directional Gain (dBi)	Power Limit (dBm)	PSD Limit (dBm/500KHz)
Low	5745	-3.6	30.00	30.00
Mid	5785	-3.6	30.00	30.00
High	5825	-3.6	30.00	30.00

Duty Cycle CF (dB)	0.00	**Included in Calculations of Corr'd PSD**

Output Power Results

Channel	Frequency (MHz)	Antenna 5 Meas Power (dBm)	Total Corr'd Power (dBm)	Power Limit (dBm)	Power Margin (dB)
Low	5745	12.91	12.91	30.00	-17.09
Mid	5785	12.80	12.80	30.00	-17.20
High	5825	12.92	12.92	30.00	-17.08

PSD Results

Channel	Frequency (MHz)	Antenna 5 Meas PSD (dBm/500KHz)	Total Corr'd PSD (dBm/500KHz)	PSD Limit (dBm/500KHz)	PSD Margin (dB)
Low	5745	7.753	7.753	30.00	-22.25
Mid	5785	7.778	7.778	30.00	-22.22
High	5825	8.066	8.066	30.00	-21.93

MID CHANNEL

UL VERIFICATION SERVICES INC.
47173 Benicia Street, Fremont, CA 94538; USA TEL:(510) 319-4000 FAX:(510) 661-0888

This report shall not be reproduced except in full, without the written approval of UL Verification Services Inc.

1TX Antenna 5 MODE (FCC) MOBILE – SU Mode

Test Engineer:	26118
Test Date:	3/2/2023

Antenna Gain and Limit

Channel	Frequency (MHz)	Directional Gain (dBi)	Power Limit (dBm)	PSD Limit (dBm/500KHz)
Low	5745	-3.6	30.00	30.00
Mid	5785	-3.6	30.00	30.00
High	5825	-3.6	30.00	30.00

Duty Cycle CF (dB)	0.00	**Included in Calculations of Corr'd PSD**

Output Power Results

Channel	Frequency (MHz)	Antenna 5 Meas Power (dBm)	Total Corr'd Power (dBm)	Power Limit (dBm)	Power Margin (dB)
Low	5745	20.94	20.94	30.00	-9.06
Mid	5785	20.94	20.94	30.00	-9.06
High	5825	20.95	20.95	30.00	-9.05

PSD Results

Channel	Frequency (MHz)	Antenna 5 Meas PSD (dBm/500KHz)	Total Corr'd PSD (dBm/500KHz)	PSD Limit (dBm/500KHz)	PSD Margin (dB)
Low	5745	7.764	7.764	30.00	-22.24
Mid	5785	7.617	7.617	30.00	-22.38
High	5825	7.652	7.652	30.00	-22.35

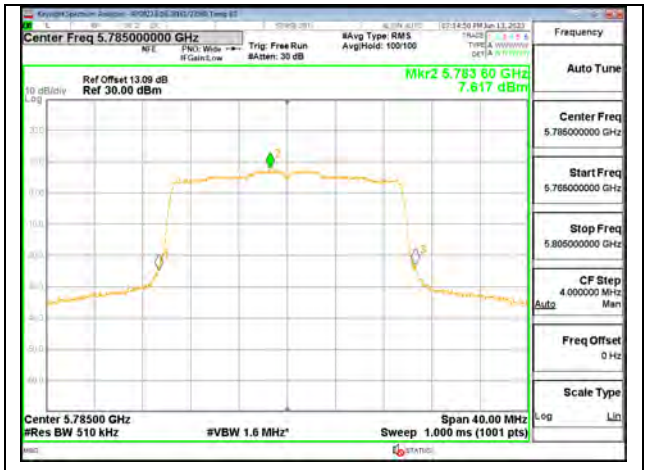

MID CHANNEL

UL VERIFICATION SERVICES INC.
47173 Benicia Street, Fremont, CA 94538; USA TEL:(510) 319-4000 FAX:(510) 661-0888

This report shall not be reproduced except in full, without the written approval of UL Verification Services Inc.

2TX Antenna 6 + Antenna 5 OFDMA MODE (FCC) MOBILE – 26 Tones, RU Index 0

Test Engineer:	26118
Test Date:	2/22/2023

Antenna Gain and Limit

Channel	Frequency (MHz)	Directional Gain For Power (dBi)	Directional Gain For PSD (dBi)	Power Limit (dBm)	PSD Limit (dBm/500KHz)
Low	5745	-4.3	-1.3	30.00	30.00
Mid	5785	-4.3	-1.3	30.00	30.00
High	5825	-4.3	-1.3	30.00	30.00

Duty Cycle CF (dB)	0.00	**Included in Calculations of Corr'd PSD**

Output Power Results

Channel	Frequency (MHz)	Antenna 6 Meas Power (dBm)	Antenna 5 Meas Power (dBm)	Total Corr'd Power (dBm)	Power Limit (dBm)	Power Margin (dB)
Low	5745	12.98	12.85	15.93	30.00	-14.07
Mid	5785	12.95	12.96	15.97	30.00	-14.03
High	5825	12.97	12.96	15.98	30.00	-14.02

PSD Results

Channel	Frequency (MHz)	Antenna 6 Meas PSD (dBm/500KHz)	Antenna 5 Meas PSD (dBm/500KHz)	Total Corr'd PSD (dBm/500KHz)	PSD Limit (dBm/500KHz)	PSD Margin (dB)
Low	5745	7.615	7.725	10.681	30.00	-19.319
Mid	5785	7.637	7.754	10.706	30.00	-19.294
High	5825	7.687	7.754	10.731	30.00	-19.269

MID CHANNEL [ANT 6]

MID CHANNEL [ANT 5]

UL VERIFICATION SERVICES INC.
47173 Benicia Street, Fremont, CA 94538; USA TEL:(510) 319-4000 FAX:(510) 661-0888

This report shall not be reproduced except in full, without the written approval of UL Verification Services Inc.

2TX Antenna 6 + Antenna 5 OFDMA MODE (FCC) MOBILE – 26 Tones, RU Index 4

Test Engineer:	26118
Test Date:	2/22/2023

Antenna Gain and Limit

Channel	Frequency (MHz)	Directional Gain For Power (dBi)	Directional Gain For PSD (dBi)	Power Limit (dBm)	PSD Limit (dBm/500KHz)
Low	5745	-4.3	-1.3	30.00	30.00
Mid	5785	-4.3	-1.3	30.00	30.00
High	5825	-4.3	-1.3	30.00	30.00

Duty Cycle CF (dB)	0.00	**Included in Calculations of Corr'd PSD**

Output Power Results

Channel	Frequency (MHz)	Antenna 6 Meas Power (dBm)	Antenna 5 Meas Power (dBm)	Total Corr'd Power (dBm)	Power Limit (dBm)	Power Margin (dB)
Low	5745	12.95	12.91	15.94	30.00	-14.06
Mid	5785	12.91	12.93	15.93	30.00	-14.07
High	5825	12.96	12.90	15.94	30.00	-14.06

PSD Results

Channel	Frequency (MHz)	Antenna 6 Meas PSD (dBm/500KHz)	Antenna 5 Meas PSD (dBm/500KHz)	Total Corr'd PSD (dBm/500KHz)	PSD Limit (dBm/500KHz)	PSD Margin (dB)
Low	5745	7.666	7.771	10.729	30.00	-19.271
Mid	5785	7.550	7.908	10.743	30.00	-19.257
High	5825	7.575	7.760	10.679	30.00	-19.321

MID CHANNEL [ANT 6]

MID CHANNEL [ANT 5]

UL VERIFICATION SERVICES INC.
47173 Benicia Street, Fremont, CA 94538; USA TEL:(510) 319-4000 FAX:(510) 661-0888

This report shall not be reproduced except in full, without the written approval of UL Verification Services Inc.

2TX Antenna 6 + Antenna 5 OFDMA MODE (FCC) MOBILE – 26 Tones, RU Index 8

Test Engineer:	26118
Test Date:	2/22/2023

Antenna Gain and Limit

Channel	Frequency (MHz)	Directional Gain For Power (dBi)	Directional Gain For PSD (dBi)	Power Limit (dBm)	PSD Limit (dBm/500KHz)
Low	5745	-4.3	-1.3	30.00	30.00
Mid	5785	-4.3	-1.3	30.00	30.00
High	5825	-4.3	-1.3	30.00	30.00

Duty Cycle CF (dB)	0.00	**Included in Calculations of Corr'd PSD**

Output Power Results

Channel	Frequency (MHz)	Antenna 6 Meas Power (dBm)	Antenna 5 Meas Power (dBm)	Total Corr'd Power (dBm)	Power Limit (dBm)	Power Margin (dB)
Low	5745	12.96	12.85	15.92	30.00	-14.08
Mid	5785	12.92	12.88	15.91	30.00	-14.09
High	5825	12.91	12.94	15.94	30.00	-14.06

PSD Results

Channel	Frequency (MHz)	Antenna 6 Meas PSD (dBm/500KHz)	Antenna 5 Meas PSD (dBm/500KHz)	Total Corr'd PSD (dBm/500KHz)	PSD Limit (dBm/500KHz)	PSD Margin (dB)
Low	5745	7.748	7.750	10.759	30.00	-19.241
Mid	5785	7.827	7.715	10.782	30.00	-19.218
High	5825	7.786	7.640	10.724	30.00	-19.276

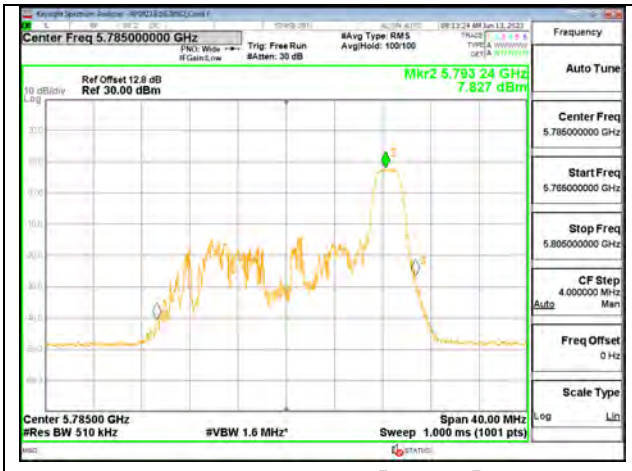

MID CHANNEL [ANT 6]

MID CHANNEL [ANT 5]

UL VERIFICATION SERVICES INC.
47173 Benicia Street, Fremont, CA 94538; USA TEL:(510) 319-4000 FAX:(510) 661-0888

This report shall not be reproduced except in full, without the written approval of UL Verification Services Inc.

2TX Antenna 6 + Antenna 5 OFDMA MODE (FCC) MOBILE – SU Mode

Test Engineer:	26118
Test Date:	3/2/2023

Antenna Gain and Limit

Channel	Frequency (MHz)	Directional Gain For Power (dBi)	Directional Gain For PSD (dBi)	Power Limit (dBm)	PSD Limit (dBm/500KHz)
Low	5745	-4.3	-1.3	30.00	30.00
Mid	5785	-4.3	-1.3	30.00	30.00
High	5825	-4.3	-1.3	30.00	30.00

Duty Cycle CF (dB)	0.00	**Included in Calculations of Corr'd PSD**

Output Power Results

Channel	Frequency (MHz)	Antenna 6 Meas Power (dBm)	Antenna 5 Meas Power (dBm)	Total Corr'd Power (dBm)	Power Limit (dBm)	Power Margin (dB)
Low	5745	20.98	20.98	23.99	30.00	-6.01
Mid	5785	20.94	20.97	23.97	30.00	-6.03
High	5825	20.97	20.93	23.96	30.00	-6.04

PSD Results

Channel	Frequency (MHz)	Antenna 6 Meas PSD (dBm/500KHz)	Antenna 5 Meas PSD (dBm/500KHz)	Total Corr'd PSD (dBm/500KHz)	PSD Limit (dBm/500KHz)	PSD Margin (dB)
Low	5745	7.508	7.679	10.605	30.00	-19.395
Mid	5785	7.872	7.757	10.825	30.00	-19.175
High	5825	7.972	7.721	10.859	30.00	-19.141

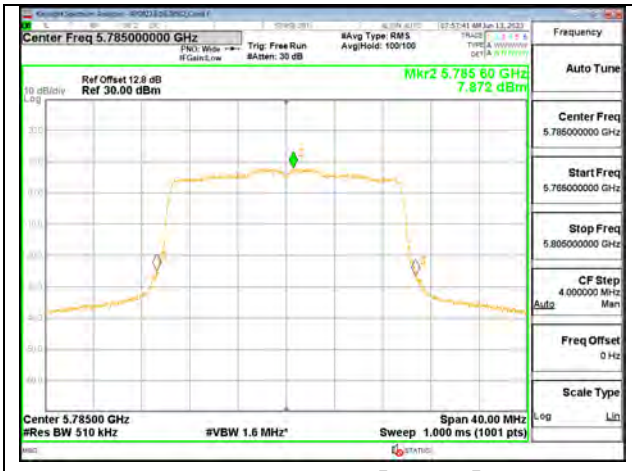

MID CHANNEL [ANT 6]

MID CHANNEL [ANT 5]

UL VERIFICATION SERVICES INC.
47173 Benicia Street, Fremont, CA 94538; USA TEL:(510) 319-4000 FAX:(510) 661-0888

This report shall not be reproduced except in full, without the written approval of UL Verification Services Inc.

9.4.27. 802.11ax HE40 MODE IN THE 5.8 GHz BAND

1TX Antenna 6 MODE (FCC) MOBILE – 26 Tones, RU Index 0

Test Engineer:	28502
Test Date:	2/22/2023

Antenna Gain and Limit

Channel	Frequency (MHz)	Directional Gain (dBi)	Power Limit (dBm)	PSD Limit (dBm/500KHz)
Low	5755	-5.2	30.00	30.00
High	5795	-5.2	30.00	30.00

Duty Cycle CF (dB)	0.00	**Included in Calculations of Corr'd PSD**

Output Power Results

Channel	Frequency (MHz)	Antenna 6 Meas Power (dBm)	Total Corr'd Power (dBm)	Power Limit (dBm)	Power Margin (dB)
Low	5755	9.34	9.34	30.00	-20.66
High	5795	9.34	9.34	30.00	-20.66

PSD Results

Channel	Frequency (MHz)	Antenna 6 Meas PSD (dBm/500KHz)	Total Corr'd PSD (dBm/500KHz)	PSD Limit (dBm/500KHz)	PSD Margin (dB)
Low	5755	3.926	3.926	30.00	-26.07
High	5795	3.887	3.887	30.00	-26.11

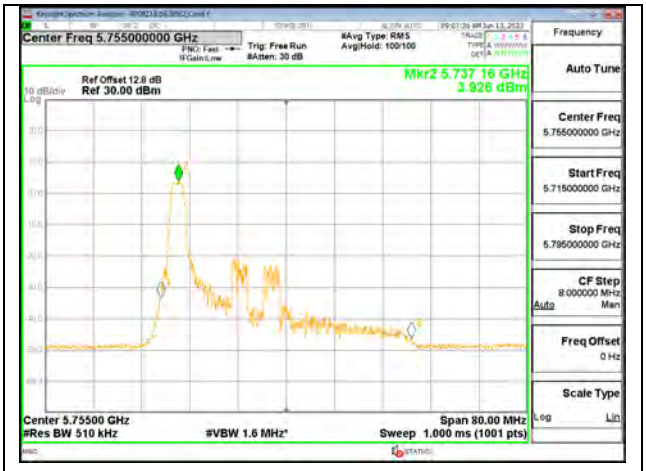

LOW CHANNEL

UL VERIFICATION SERVICES INC.
47173 Benicia Street, Fremont, CA 94538; USA TEL:(510) 319-4000 FAX:(510) 661-0888

This report shall not be reproduced except in full, without the written approval of UL Verification Services Inc.

1TX Antenna 6 MODE (FCC) MOBILE – 26 Tones, RU Index 8

Test Engineer:	28502
Test Date:	2/22/2023

Antenna Gain and Limit

Channel	Frequency (MHz)	Directional Gain (dBi)	Power Limit (dBm)	PSD Limit (dBm/500KHz)
Low	5755	-5.2	30.00	30.00
High	5795	-5.2	30.00	30.00

Duty Cycle CF (dB)	0.00	**Included in Calculations of Corr'd PSD**

Output Power Results

Channel	Frequency (MHz)	Antenna 6 Meas Power (dBm)	Total Corr'd Power (dBm)	Power Limit (dBm)	Power Margin (dB)
Low	5755	9.42	9.42	30.00	-20.58
High	5795	9.41	9.41	30.00	-20.59

PSD Results

Channel	Frequency (MHz)	Antenna 6 Meas PSD (dBm/500KHz)	Total Corr'd PSD (dBm/500KHz)	PSD Limit (dBm/500KHz)	PSD Margin (dB)
Low	5755	4.068	4.068	30.00	-25.93
High	5795	4.107	4.107	30.00	-25.89

LOW CHANNEL

UL VERIFICATION SERVICES INC.
47173 Benicia Street, Fremont, CA 94538; USA TEL:(510) 319-4000 FAX:(510) 661-0888

This report shall not be reproduced except in full, without the written approval of UL Verification Services Inc.

1TX Antenna 6 MODE (FCC) MOBILE – 26 Tones, RU Index 17

Test Engineer:	28502
Test Date:	2/22/2023

Antenna Gain and Limit

Channel	Frequency (MHz)	Directional Gain (dBi)	Power Limit (dBm)	PSD Limit (dBm/500KHz)
Low	5755	-5.2	30.00	30.00
High	5795	-5.2	30.00	30.00

Duty Cycle CF (dB)	0.00	**Included in Calculations of Corr'd PSD**

Output Power Results

Channel	Frequency (MHz)	Antenna 6 Meas Power (dBm)	Total Corr'd Power (dBm)	Power Limit (dBm)	Power Margin (dB)
Low	5755	9.46	9.46	30.00	-20.54
High	5795	9.44	9.44	30.00	-20.56

PSD Results

Channel	Frequency (MHz)	Antenna 6 Meas PSD (dBm/500KHz)	Total Corr'd PSD (dBm/500KHz)	PSD Limit (dBm/500KHz)	PSD Margin (dB)
Low	5755	3.860	3.860	30.00	-26.14
High	5795	4.094	4.094	30.00	-25.91

LOW CHANNEL

UL VERIFICATION SERVICES INC.
47173 Benicia Street, Fremont, CA 94538; USA TEL:(510) 319-4000 FAX:(510) 661-0888

This report shall not be reproduced except in full, without the written approval of UL Verification Services Inc.

1TX Antenna 6 MODE (FCC) MOBILE – SU Mode

Test Engineer:	26118
Test Date:	3/2/2023

Antenna Gain and Limit

Channel	Frequency (MHz)	Directional Gain (dBi)	Power Limit (dBm)	PSD Limit (dBm/500KHz)
Low	5755	-5.2	30.00	30.00
High	5795	-5.2	30.00	30.00

Duty Cycle CF (dB)	0.12	**Included in Calculations of Corr'd PSD**

Output Power Results

Channel	Frequency (MHz)	Antenna 6 Meas Power (dBm)	Total Corr'd Power (dBm)	Power Limit (dBm)	Power Margin (dB)
Low	5755	20.41	20.41	30.00	-9.59
High	5795	20.48	20.48	30.00	-9.52

PSD Results

Channel	Frequency (MHz)	Antenna 6 Meas PSD (dBm/500KHz)	Total Corr'd PSD (dBm/500KHz)	PSD Limit (dBm/500KHz)	PSD Margin (dB)
Low	5755	4.799	4.919	30.00	-25.08
High	5795	5.265	5.385	30.00	-24.62

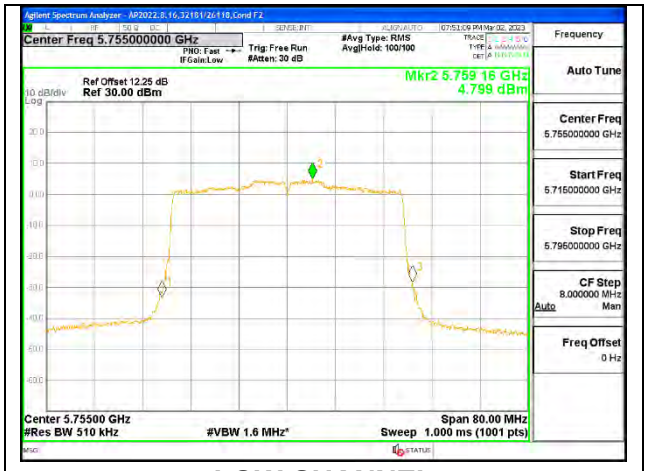

LOW CHANNEL

UL VERIFICATION SERVICES INC.
47173 Benicia Street, Fremont, CA 94538; USA TEL:(510) 319-4000 FAX:(510) 661-0888

This report shall not be reproduced except in full, without the written approval of UL Verification Services Inc.

1TX Antenna 5 MODE (FCC) MOBILE – 26 Tones, RU Index 0

Test Engineer:	26118
Test Date:	3/2/2023

Antenna Gain and Limit

Channel	Frequency (MHz)	Directional Gain (dBi)	Power Limit (dBm)	PSD Limit (dBm/500KHz)
Low	5755	-3.6	30.00	30.00
High	5795	-3.6	30.00	30.00

Duty Cycle CF (dB)	0.00	**Included in Calculations of Corr'd PSD**

Output Power Results

Channel	Frequency (MHz)	Antenna 5 Meas Power (dBm)	Total Corr'd Power (dBm)	Power Limit (dBm)	Power Margin (dB)
Low	5755	9.39	9.39	30.00	-20.61
High	5795	9.38	9.38	30.00	-20.62

PSD Results

Channel	Frequency (MHz)	Antenna 5 Meas PSD (dBm/500KHz)	Total Corr'd PSD (dBm/500KHz)	PSD Limit (dBm/500KHz)	PSD Margin (dB)
Low	5755	4.481	4.481	30.00	-25.52
High	5795	4.459	4.459	30.00	-25.54

LOW CHANNEL

UL VERIFICATION SERVICES INC.
47173 Benicia Street, Fremont, CA 94538; USA TEL:(510) 319-4000 FAX:(510) 661-0888

This report shall not be reproduced except in full, without the written approval of UL Verification Services Inc.

1TX Antenna 5 MODE (FCC) MOBILE – 26 Tones, RU Index 8

Test Engineer:	26118
Test Date:	3/2/2023

Antenna Gain and Limit

Channel	Frequency (MHz)	Directional Gain (dBi)	Power Limit (dBm)	PSD Limit (dBm/500KHz)
Low	5755	-3.6	30.00	30.00
High	5795	-3.6	30.00	30.00

Duty Cycle CF (dB)	0.00	**Included in Calculations of Corr'd PSD**

Output Power Results

Channel	Frequency (MHz)	Antenna 5 Meas Power (dBm)	Total Corr'd Power (dBm)	Power Limit (dBm)	Power Margin (dB)
Low	5755	9.46	9.46	30.00	-20.54
High	5795	9.43	9.43	30.00	-20.57

PSD Results

Channel	Frequency (MHz)	Antenna 5 Meas PSD (dBm/500KHz)	Total Corr'd PSD (dBm/500KHz)	PSD Limit (dBm/500KHz)	PSD Margin (dB)
Low	5755	4.853	4.853	30.00	-25.15
High	5795	4.884	4.884	30.00	-25.12

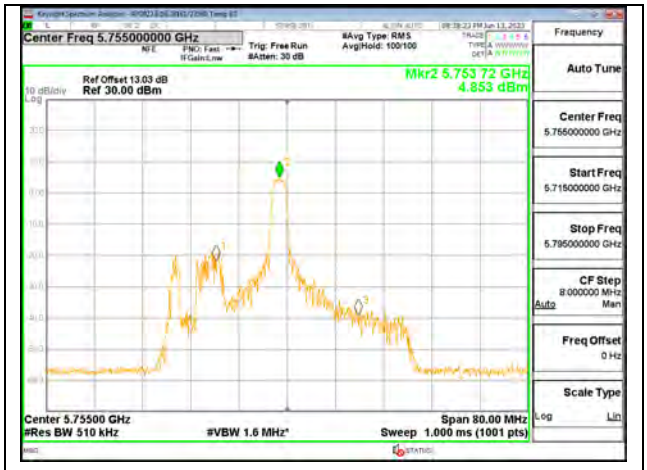

LOW CHANNEL

UL VERIFICATION SERVICES INC.
47173 Benicia Street, Fremont, CA 94538; USA TEL:(510) 319-4000 FAX:(510) 661-0888

This report shall not be reproduced except in full, without the written approval of UL Verification Services Inc.

1TX Antenna 5 MODE (FCC) MOBILE – 26 Tones, RU Index 17

Test Engineer:	26118
Test Date:	3/2/2023

Antenna Gain and Limit

Channel	Frequency (MHz)	Directional Gain (dBi)	Power Limit (dBm)	PSD Limit (dBm/500KHz)
Low	5755	-3.6	30.00	30.00
High	5795	-3.6	30.00	30.00

Duty Cycle CF (dB)	0.00	**Included in Calculations of Corr'd PSD**

Output Power Results

Channel	Frequency (MHz)	Antenna 5 Meas Power (dBm)	Total Corr'd Power (dBm)	Power Limit (dBm)	Power Margin (dB)
Low	5755	9.39	9.39	30.00	-20.61
High	5795	9.45	9.45	30.00	-20.55

PSD Results

Channel	Frequency (MHz)	Antenna 5 Meas PSD (dBm/500KHz)	Total Corr'd PSD (dBm/500KHz)	PSD Limit (dBm/500KHz)	PSD Margin (dB)
Low	5755	4.414	4.414	30.00	-25.59
High	5795	4.473	4.473	30.00	-25.53

LOW CHANNEL

UL VERIFICATION SERVICES INC.
47173 Benicia Street, Fremont, CA 94538; USA TEL:(510) 319-4000 FAX:(510) 661-0888

This report shall not be reproduced except in full, without the written approval of UL Verification Services Inc.

1TX Antenna 5 MODE (FCC) MOBILE – SU Mode

Test Engineer:	26118
Test Date:	3/2/2023

Antenna Gain and Limit

Channel	Frequency (MHz)	Directional Gain (dBi)	Power Limit (dBm)	PSD Limit (dBm/500KHz)
Low	5755	-3.6	30.00	30.00
High	5795	-3.6	30.00	30.00

Duty Cycle CF (dB)	0.12	**Included in Calculations of Corr'd PSD**

Output Power Results

Channel	Frequency (MHz)	Antenna 5 Meas Power (dBm)	Total Corr'd Power (dBm)	Power Limit (dBm)	Power Margin (dB)
Low	5755	20.46	20.46	30.00	-9.54
High	5795	20.41	20.41	30.00	-9.59

PSD Results

Channel	Frequency (MHz)	Antenna 5 Meas PSD (dBm/500KHz)	Total Corr'd PSD (dBm/500KHz)	PSD Limit (dBm/500KHz)	PSD Margin (dB)
Low	5755	4.927	5.047	30.00	-24.95
High	5795	4.998	5.118	30.00	-24.88

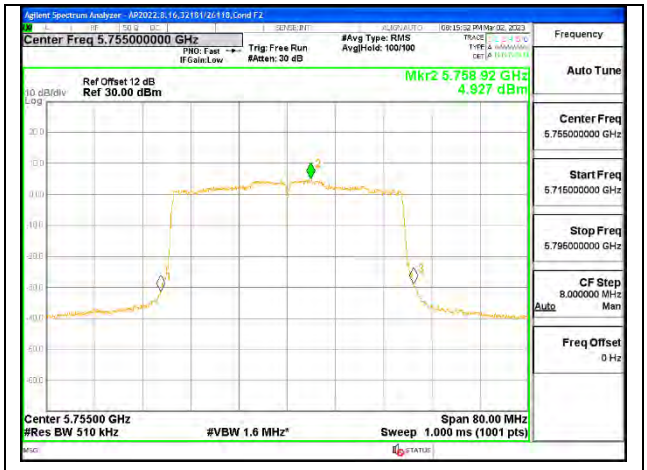

LOW CHANNEL

UL VERIFICATION SERVICES INC.
47173 Benicia Street, Fremont, CA 94538; USA TEL:(510) 319-4000 FAX:(510) 661-0888

This report shall not be reproduced except in full, without the written approval of UL Verification Services Inc.

2TX Antenna 6 + Antenna 5 OFDMA MODE (FCC) MOBILE – 26 Tones, RU Index 0

Test Engineer:	28502
Test Date:	2/22/2023

Antenna Gain and Limit

Channel	Frequency (MHz)	Directional Gain For Power (dBi)	Directional Gain For PSD (dBi)	Power Limit (dBm)	PSD Limit (dBm/500KHz)
Low	5755	-4.3	-1.3	30.00	30.00
High	5795	-4.3	-1.3	30.00	30.00

Duty Cycle CF (dB)	0.00	**Included in Calculations of Corr'd PSD**

Output Power Results

Channel	Frequency (MHz)	Antenna 6 Meas Power (dBm)	Antenna 5 Meas Power (dBm)	Total Corr'd Power (dBm)	Power Limit (dBm)	Power Margin (dB)
Low	5755	9.40	9.41	12.42	30.00	-17.58
High	5795	9.41	9.38	12.41	30.00	-17.59

PSD Results

Channel	Frequency (MHz)	Antenna 6 Meas PSD (dBm/500KHz)	Antenna 5 Meas PSD (dBm/500KHz)	Total Corr'd PSD (dBm/500KHz)	PSD Limit (dBm/500KHz)	PSD Margin (dB)
Low	5755	4.036	4.482	7.275	30.00	-22.725
High	5795	4.057	4.067	7.072	30.00	-22.928

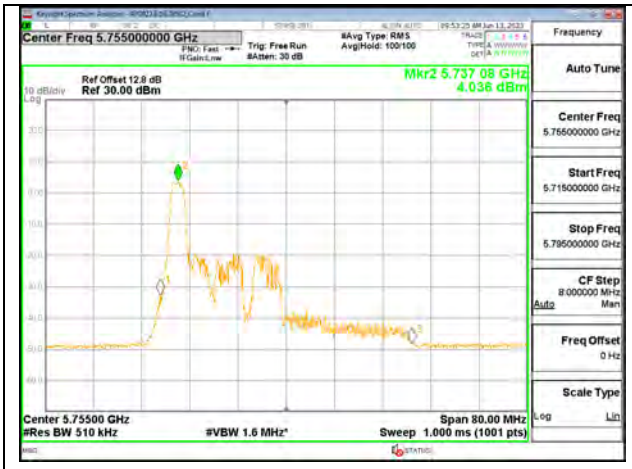

LOW CHANNEL [ANT 6]

LOW CHANNEL [ANT 5]

UL VERIFICATION SERVICES INC.
47173 Benicia Street, Fremont, CA 94538; USA TEL:(510) 319-4000 FAX:(510) 661-0888

This report shall not be reproduced except in full, without the written approval of UL Verification Services Inc.

2TX Antenna 6 + Antenna 5 OFDMA MODE (FCC) MOBILE – 26 Tones, RU Index 8

Test Engineer:	28502
Test Date:	2/22/2023

Antenna Gain and Limit

Channel	Frequency (MHz)	Directional Gain For Power (dBi)	Directional Gain For PSD (dBi)	Power Limit (dBm)	PSD Limit (dBm/500KHz)
Low	5755	-4.3	-1.3	30.00	30.00
High	5795	-4.3	-1.3	30.00	30.00

Duty Cycle CF (dB)	0.00	**Included in Calculations of Corr'd PSD**

Output Power Results

Channel	Frequency (MHz)	Antenna 6 Meas Power (dBm)	Antenna 5 Meas Power (dBm)	Total Corr'd Power (dBm)	Power Limit (dBm)	Power Margin (dB)
Low	5755	9.45	9.45	12.46	30.00	-17.54
High	5795	9.46	9.45	12.47	30.00	-17.53

PSD Results

Channel	Frequency (MHz)	Antenna 6 Meas PSD (dBm/500KHz)	Antenna 5 Meas PSD (dBm/500KHz)	Total Corr'd PSD (dBm/500KHz)	PSD Limit (dBm/500KHz)	PSD Margin (dB)
Low	5755	3.873	3.889	6.891	30.00	-23.109
High	5795	3.825	3.827	6.836	30.00	-23.164

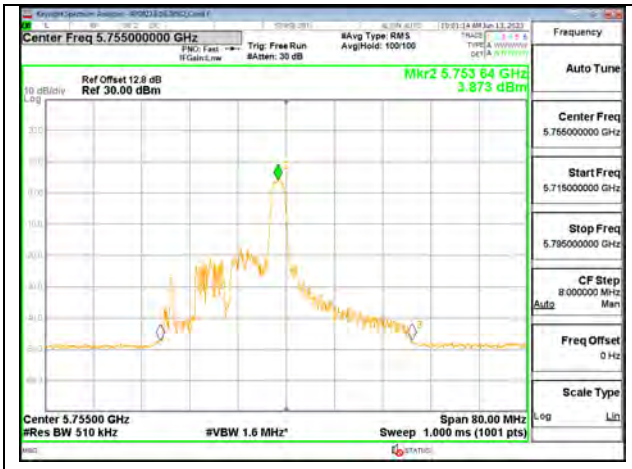

LOW CHANNEL [ANT 6]

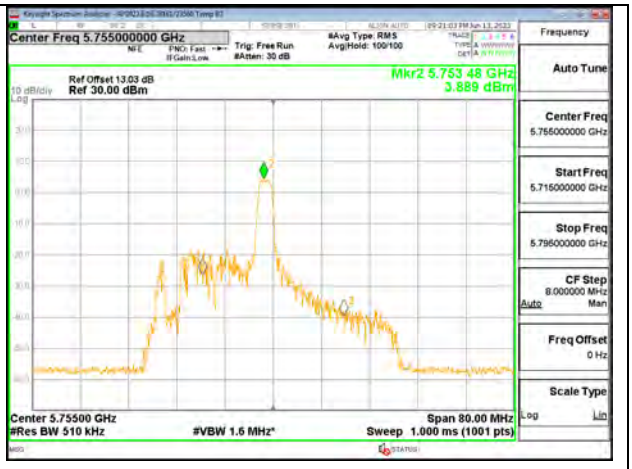

LOW CHANNEL [ANT 5]

UL VERIFICATION SERVICES INC.
47173 Benicia Street, Fremont, CA 94538; USA TEL:(510) 319-4000 FAX:(510) 661-0888

This report shall not be reproduced except in full, without the written approval of UL Verification Services Inc.

2TX Antenna 6 + Antenna 5 OFDMA MODE (FCC) MOBILE – 26 Tones, RU Index 17

Test Engineer:	28502
Test Date:	2/22/2023

Antenna Gain and Limit

Channel	Frequency (MHz)	Directional Gain For Power (dBi)	Directional Gain For PSD (dBi)	Power Limit (dBm)	PSD Limit (dBm/500KHz)
Low	5755	-4.3	-1.3	30.00	30.00
High	5795	-4.3	-1.3	30.00	30.00

Duty Cycle CF (dB)	0.00	**Included in Calculations of Corr'd PSD**

Output Power Results

Channel	Frequency (MHz)	Antenna 6 Meas Power (dBm)	Antenna 5 Meas Power (dBm)	Total Corr'd Power (dBm)	Power Limit (dBm)	Power Margin (dB)
Low	5755	9.42	9.43	12.44	30.00	-17.56
High	5795	9.41	9.41	12.42	30.00	-17.58

PSD Results

Channel	Frequency (MHz)	Antenna 6 Meas PSD (dBm/500KHz)	Antenna 5 Meas PSD (dBm/500KHz)	Total Corr'd PSD (dBm/500KHz)	PSD Limit (dBm/500KHz)	PSD Margin (dB)
Low	5755	3.780	4.070	6.938	30.00	-23.062
High	5795	4.120	4.298	7.220	30.00	-22.780

LOW CHANNEL [ANT 6]

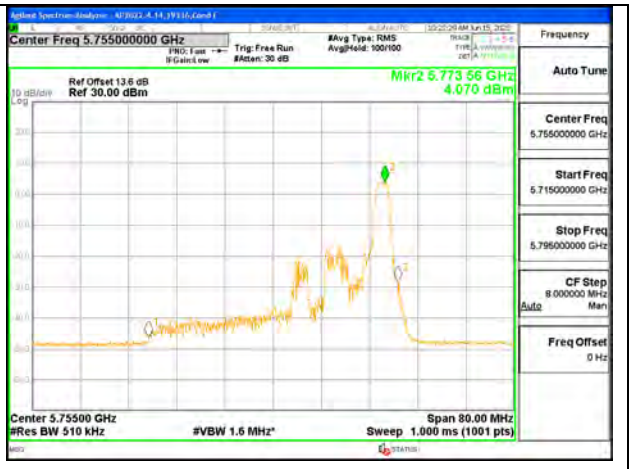

LOW CHANNEL [ANT 5]

UL VERIFICATION SERVICES INC.
47173 Benicia Street, Fremont, CA 94538; USA TEL:(510) 319-4000 FAX:(510) 661-0888

This report shall not be reproduced except in full, without the written approval of UL Verification Services Inc.

2TX Antenna 6 + Antenna 5 OFDMA MODE (FCC) MOBILE – SU Mode

Test Engineer:	26118
Test Date:	3/2/2023

Antenna Gain and Limit

Channel	Frequency (MHz)	Directional Gain For Power (dBi)	Directional Gain For PSD (dBi)	Power Limit (dBm)	PSD Limit (dBm/500KHz)
Low	5755	-4.3	-1.3	30.00	30.00
High	5795	-4.3	-1.3	30.00	30.00

Duty Cycle CF (dB)	0.12	**Included in Calculations of Corr'd PSD**

Output Power Results

Channel	Frequency (MHz)	Antenna 6 Meas Power (dBm)	Antenna 5 Meas Power (dBm)	Total Corr'd Power (dBm)	Power Limit (dBm)	Power Margin (dB)
Low	5755	20.40	20.49	23.46	30.00	-6.54
High	5795	20.42	20.48	23.46	30.00	-6.54

PSD Results

Channel	Frequency (MHz)	Antenna 6 Meas PSD (dBm/500KHz)	Antenna 5 Meas PSD (dBm/500KHz)	Total Corr'd PSD (dBm/500KHz)	PSD Limit (dBm/500KHz)	PSD Margin (dB)
Low	5755	5.032	4.831	8.063	30.00	-21.937
High	5795	5.192	4.925	8.191	30.00	-21.809

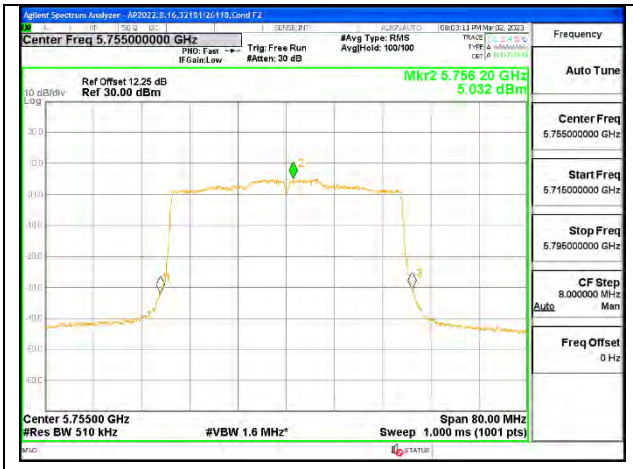

LOW CHANNEL [ANT 6]

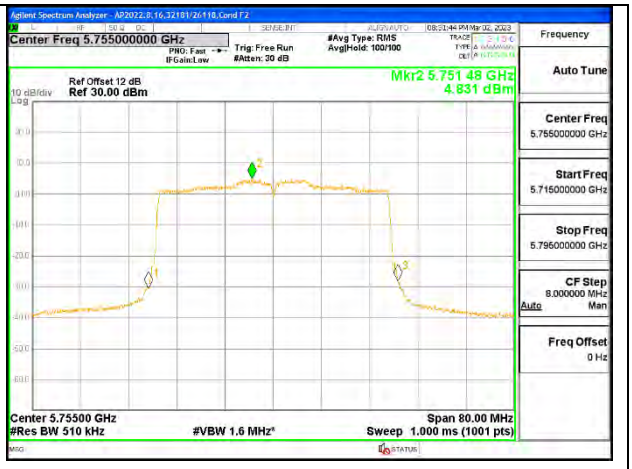

LOW CHANNEL [ANT 5]

UL VERIFICATION SERVICES INC.
47173 Benicia Street, Fremont, CA 94538; USA TEL:(510) 319-4000 FAX:(510) 661-0888

This report shall not be reproduced except in full, without the written approval of UL Verification Services Inc.

9.4.28. 802.11ax HE80 MODE IN THE 5.8 GHz BAND

1TX Antenna 6 MODE (FCC) MOBILE – 26 Tones, RU Index 0

Test Engineer:	28502
Test Date:	3/3/2023

Antenna Gain and Limit

Channel	Frequency (MHz)	Directional Gain (dBi)	Power Limit (dBm)	PSD Limit (dBm/500KHz)
Mid	5775	-5.2	30.00	30.00

Duty Cycle CF (dB)	0.00	**Included in Calculations of Corr'd PSD**

Output Power Results

Channel	Frequency (MHz)	Antenna 6 Meas Power (dBm)	Total Corr'd Power (dBm)	Power Limit (dBm)	Power Margin (dB)
Mid	5775	6.43	6.43	30.00	-23.57

PSD Results

Channel	Frequency (MHz)	Antenna 6 Meas PSD (dBm/500KHz)	Total Corr'd PSD (dBm/500KHz)	PSD Limit (dBm/500KHz)	PSD Margin (dB)
Mid	5775	1.351	1.351	30.00	-28.65

MID CHANNEL

UL VERIFICATION SERVICES INC.
47173 Benicia Street, Fremont, CA 94538; USA TEL:(510) 319-4000 FAX:(510) 661-0888

This report shall not be reproduced except in full, without the written approval of UL Verification Services Inc.

1TX Antenna 6 MODE (FCC) MOBILE – 26 Tones, RU Index 18

Test Engineer:	28502
Test Date:	3/3/2023

Antenna Gain and Limit

Channel	Frequency (MHz)	Directional Gain (dBi)	Power Limit (dBm)	PSD Limit (dBm/500KHz)
Mid	5775	-5.2	30.00	30.00

Duty Cycle CF (dB)	0.00	**Included in Calculations of Corr'd PSD**

Output Power Results

Channel	Frequency (MHz)	Antenna 6 Meas Power (dBm)	Total Corr'd Power (dBm)	Power Limit (dBm)	Power Margin (dB)
Mid	5775	6.41	6.41	30.00	-23.59

PSD Results

Channel	Frequency (MHz)	Antenna 6 Meas PSD (dBm/500KHz)	Total Corr'd PSD (dBm/500KHz)	PSD Limit (dBm/500KHz)	PSD Margin (dB)
Mid	5775	1.332	1.332	30.00	-28.67

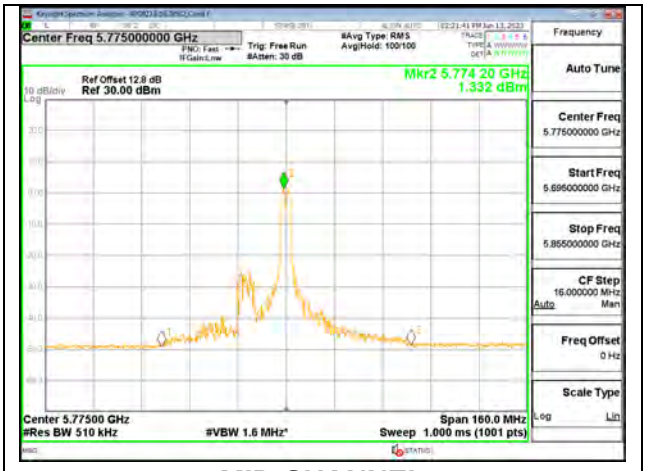

MID CHANNEL

UL VERIFICATION SERVICES INC.
47173 Benicia Street, Fremont, CA 94538; USA TEL:(510) 319-4000 FAX:(510) 661-0888

This report shall not be reproduced except in full, without the written approval of UL Verification Services Inc.

1TX Antenna 6 MODE (FCC) MOBILE – 26 Tones, RU Index 36

Test Engineer:	28502
Test Date:	

Antenna Gain and Limit

Channel	Frequency (MHz)	Directional Gain (dBi)	Power Limit (dBm)	PSD Limit (dBm/500KHz)
Mid	5775	-5.2	30.00	30.00

Duty Cycle CF (dB)	0.00	**Included in Calculations of Corr'd PSD**

Output Power Results

Channel	Frequency (MHz)	Antenna 6 Meas Power (dBm)	Total Corr'd Power (dBm)	Power Limit (dBm)	Power Margin (dB)
Mid	5775	6.44	6.44	30.00	-23.56

PSD Results

Channel	Frequency (MHz)	Antenna 6 Meas PSD (dBm/500KHz)	Total Corr'd PSD (dBm/500KHz)	PSD Limit (dBm/500KHz)	PSD Margin (dB)
Mid	5775	1.301	1.301	30.00	-28.70

MID CHANNEL

UL VERIFICATION SERVICES INC.
47173 Benicia Street, Fremont, CA 94538; USA TEL:(510) 319-4000 FAX:(510) 661-0888

This report shall not be reproduced except in full, without the written approval of UL Verification Services Inc.

1TX Antenna 6 MODE (FCC) MOBILE – SU Mode

Test Engineer:	28502
Test Date:	3/3/2023

Antenna Gain and Limit

Channel	Frequency (MHz)	Directional Gain (dBi)	Power Limit (dBm)	PSD Limit (dBm/500KHz)
Mid	5775	-5.2	30.00	30.00

Duty Cycle CF (dB)	0.24	**Included in Calculations of Corr'd PSD**

Output Power Results

Channel	Frequency (MHz)	Antenna 6 Meas Power (dBm)	Total Corr'd Power (dBm)	Power Limit (dBm)	Power Margin (dB)
Mid	5775	20.40	20.40	30.00	-9.60

PSD Results

Channel	Frequency (MHz)	Antenna 6 Meas PSD (dBm/500KHz)	Total Corr'd PSD (dBm/500KHz)	PSD Limit (dBm/500KHz)	PSD Margin (dB)
Mid	5775	2.202	2.442	30.00	-27.56

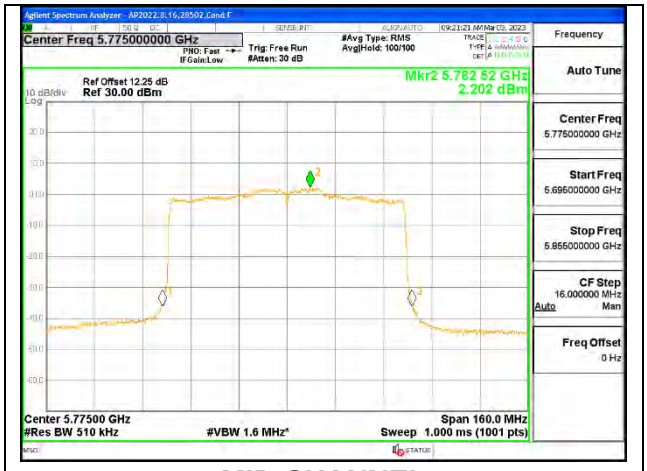

MID CHANNEL

UL VERIFICATION SERVICES INC.
47173 Benicia Street, Fremont, CA 94538; USA TEL:(510) 319-4000 FAX:(510) 661-0888

This report shall not be reproduced except in full, without the written approval of UL Verification Services Inc.

1TX Antenna 5 MODE (FCC) MOBILE – 26 Tones, RU Index 0

Test Engineer:	26118
Test Date:	3/2/2023

Antenna Gain and Limit

Channel	Frequency (MHz)	Directional Gain (dBi)	Power Limit (dBm)	PSD Limit (dBm/500KHz)
Mid	5775	-3.6	30.00	30.00

Duty Cycle CF (dB)	0.00	**Included in Calculations of Corr'd PSD**

Output Power Results

Channel	Frequency (MHz)	Antenna 5 Meas Power (dBm)	Total Corr'd Power (dBm)	Power Limit (dBm)	Power Margin (dB)
Mid	5775	6.35	6.35	30.00	-23.65

PSD Results

Channel	Frequency (MHz)	Antenna 5 Meas PSD (dBm/500KHz)	Total Corr'd PSD (dBm/500KHz)	PSD Limit (dBm/500KHz)	PSD Margin (dB)
Mid	5775	1.377	1.377	30.00	-28.62

MID CHANNEL

UL VERIFICATION SERVICES INC.
47173 Benicia Street, Fremont, CA 94538; USA TEL:(510) 319-4000 FAX:(510) 661-0888

This report shall not be reproduced except in full, without the written approval of UL Verification Services Inc.

1TX Antenna 5 MODE (FCC) MOBILE – 26 Tones, RU Index 18

Test Engineer:	26118
Test Date:	3/2/2023

Antenna Gain and Limit

Channel	Frequency (MHz)	Directional Gain (dBi)	Power Limit (dBm)	PSD Limit (dBm/500KHz)
Mid	5775	-3.6	30.00	30.00

Duty Cycle CF (dB)	0.00	**Included in Calculations of Corr'd PSD**

Output Power Results

Channel	Frequency (MHz)	Antenna 5 Meas Power (dBm)	Total Corr'd Power (dBm)	Power Limit (dBm)	Power Margin (dB)
Mid	5775	6.36	6.36	30.00	-23.64

PSD Results

Channel	Frequency (MHz)	Antenna 5 Meas PSD (dBm/500KHz)	Total Corr'd PSD (dBm/500KHz)	PSD Limit (dBm/500KHz)	PSD Margin (dB)
Mid	5775	1.314	1.314	30.00	-28.69

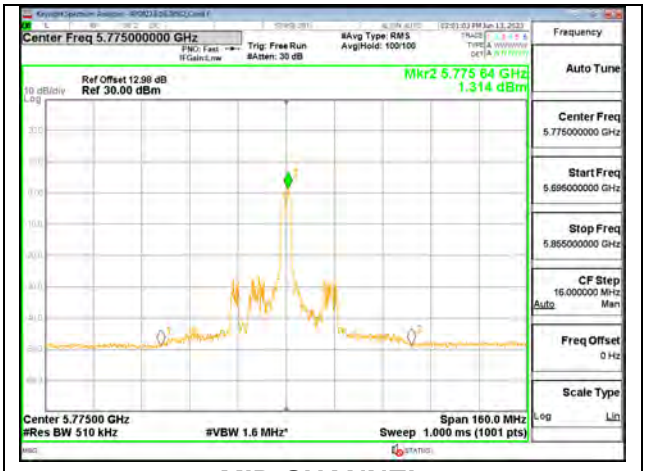

MID CHANNEL

UL VERIFICATION SERVICES INC.
47173 Benicia Street, Fremont, CA 94538; USA TEL:(510) 319-4000 FAX:(510) 661-0888

This report shall not be reproduced except in full, without the written approval of UL Verification Services Inc.

1TX Antenna 5 MODE (FCC) MOBILE – 26 Tones, RU Index 36

Test Engineer:	26118
Test Date:	5/3/2023

Antenna Gain and Limit

Channel	Frequency (MHz)	Directional Gain (dBi)	Power Limit (dBm)	PSD Limit (dBm/500KHz)
Mid	5775	-3.6	30.00	30.00

Duty Cycle CF (dB)	0.00	**Included in Calculations of Corr'd PSD**

Output Power Results

Channel	Frequency (MHz)	Antenna 5 Meas Power (dBm)	Total Corr'd Power (dBm)	Power Limit (dBm)	Power Margin (dB)
Mid	5775	6.35	6.35	30.00	-23.65

PSD Results

Channel	Frequency (MHz)	Antenna 5 Meas PSD (dBm/500KHz)	Total Corr'd PSD (dBm/500KHz)	PSD Limit (dBm/500KHz)	PSD Margin (dB)
Mid	5775	1.338	1.338	30.00	-28.66

MID CHANNEL

UL VERIFICATION SERVICES INC.
47173 Benicia Street, Fremont, CA 94538; USA TEL:(510) 319-4000 FAX:(510) 661-0888

This report shall not be reproduced except in full, without the written approval of UL Verification Services Inc.

1TX Antenna 5 MODE (FCC) MOBILE – SU Mode

Test Engineer:	28502
Test Date:	5/23/2023

Antenna Gain and Limit

Channel	Frequency (MHz)	Directional Gain (dBi)	Power Limit (dBm)	PSD Limit (dBm/500KHz)
Mid	5775	-3.6	30.00	30.00

Duty Cycle CF (dB)	0.24	**Included in Calculations of Corr'd PSD**

Output Power Results

Channel	Frequency (MHz)	Antenna 5 Meas Power (dBm)	Total Corr'd Power (dBm)	Power Limit (dBm)	Power Margin (dB)
Mid	5775	20.45	20.45	30.00	-9.55

PSD Results

Channel	Frequency (MHz)	Antenna 5 Meas PSD (dBm/500KHz)	Total Corr'd PSD (dBm/500KHz)	PSD Limit (dBm/500KHz)	PSD Margin (dB)
Mid	5775	2.209	2.449	30.00	-27.55

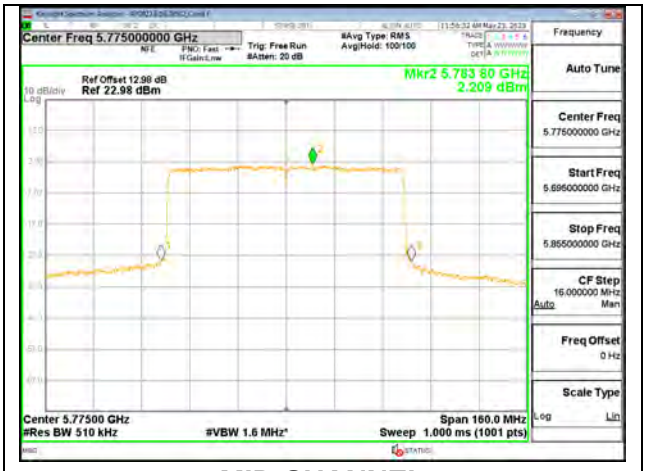

MID CHANNEL

UL VERIFICATION SERVICES INC.
47173 Benicia Street, Fremont, CA 94538; USA TEL:(510) 319-4000 FAX:(510) 661-0888

This report shall not be reproduced except in full, without the written approval of UL Verification Services Inc.

2TX Antenna 6 + Antenna 5 OFDMA MODE (FCC) MOBILE – 26 Tones, RU Index 0

Test Engineer:	26118
Test Date:	3/2/2023

Antenna Gain and Limit

Channel	Frequency (MHz)	Directional Gain For Power (dBi)	Directional Gain For PSD (dBi)	Power Limit (dBm)	PSD Limit (dBm/500KHz)
Mid	5775	-4.3	-1.3	30.00	30.00

Duty Cycle CF (dB)	0.00	**Included in Calculations of Corr'd PSD**

Output Power Results

Channel	Frequency (MHz)	Antenna 6 Meas Power (dBm)	Antenna 5 Meas Power (dBm)	Total Corr'd Power (dBm)	Power Limit (dBm)	Power Margin (dB)
Mid	5775	6.42	6.44	9.44	30.00	-20.56

PSD Results

Channel	Frequency (MHz)	Antenna 6 Meas PSD (dBm/500KHz)	Antenna 5 Meas PSD (dBm/500KHz)	Total Corr'd PSD (dBm/500KHz)	PSD Limit (dBm/500KHz)	PSD Margin (dB)
Mid	5775	1.394	1.137	4.278	30.00	-25.722

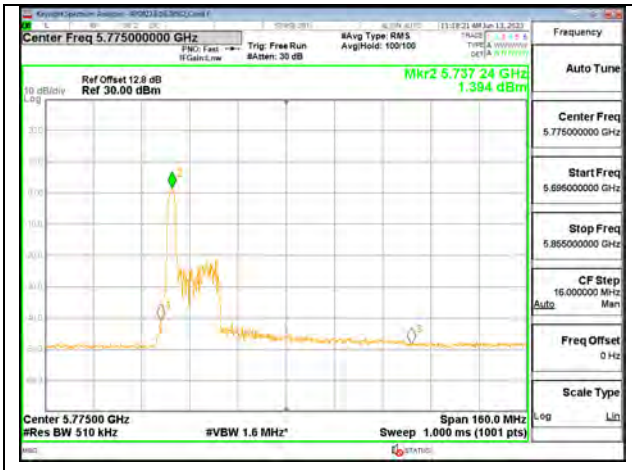

MID CHANNEL [ANT 6]

MID CHANNEL [ANT 5]

UL VERIFICATION SERVICES INC.
47173 Benicia Street, Fremont, CA 94538; USA TEL:(510) 319-4000 FAX:(510) 661-0888

This report shall not be reproduced except in full, without the written approval of UL Verification Services Inc.

2TX Antenna 6 + Antenna 5 OFDMA MODE (FCC) MOBILE – 26 Tones, RU Index 18

Test Engineer:	26118
Test Date:	3/2/2023

Antenna Gain and Limit

Channel	Frequency (MHz)	Directional Gain For Power (dBi)	Directional Gain For PSD (dBi)	Power Limit (dBm)	PSD Limit (dBm/500KHz)
Mid	5775	-4.3	-1.3	30.00	30.00

Duty Cycle CF (dB)	0.00	**Included in Calculations of Corr'd PSD**

Output Power Results

Channel	Frequency (MHz)	Antenna 6 Meas Power (dBm)	Antenna 5 Meas Power (dBm)	Total Corr'd Power (dBm)	Power Limit (dBm)	Power Margin (dB)
Mid	5775	6.41	6.39	9.41	30.00	-20.59

PSD Results

Channel	Frequency (MHz)	Antenna 6 Meas PSD (dBm/500KHz)	Antenna 5 Meas PSD (dBm/500KHz)	Total Corr'd PSD (dBm/500KHz)	PSD Limit (dBm/500KHz)	PSD Margin (dB)
Mid	5775	1.130	1.099	4.125	30.00	-25.875

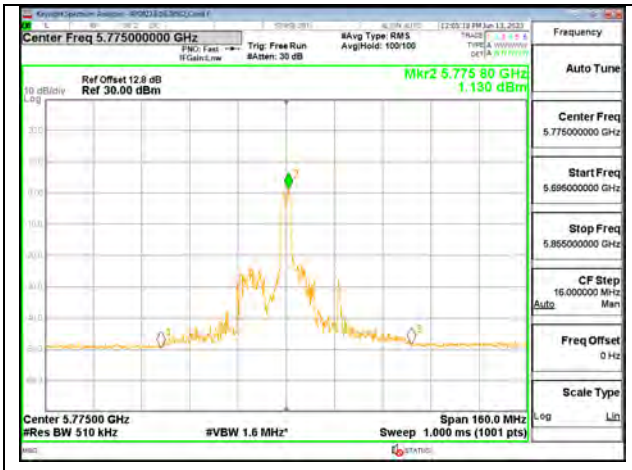

MID CHANNEL [ANT 6]

MID CHANNEL [ANT 5]

UL VERIFICATION SERVICES INC.
47173 Benicia Street, Fremont, CA 94538; USA TEL:(510) 319-4000 FAX:(510) 661-0888

This report shall not be reproduced except in full, without the written approval of UL Verification Services Inc.

2TX Antenna 6 + Antenna 5 OFDMA MODE (FCC) MOBILE – 26 Tones, RU Index 36

Test Engineer:	28502
Test Date:	3/3/2023

Antenna Gain and Limit

Channel	Frequency (MHz)	Directional Gain For Power (dBi)	Directional Gain For PSD (dBi)	Power Limit (dBm)	PSD Limit (dBm/500KHz)
Mid	5775	-4.3	-1.3	30.00	30.00

Duty Cycle CF (dB)	0.00	**Included in Calculations of Corr'd PSD**

Output Power Results

Channel	Frequency (MHz)	Antenna 6 Meas Power (dBm)	Antenna 5 Meas Power (dBm)	Total Corr'd Power (dBm)	Power Limit (dBm)	Power Margin (dB)
Mid	5775	6.35	6.41	9.39	30.00	-20.61

PSD Results

Channel	Frequency (MHz)	Antenna 6 Meas PSD (dBm/500KHz)	Antenna 5 Meas PSD (dBm/500KHz)	Total Corr'd PSD (dBm/500KHz)	PSD Limit (dBm/500KHz)	PSD Margin (dB)
Mid	5775	1.300	1.225	4.273	30.00	-25.727

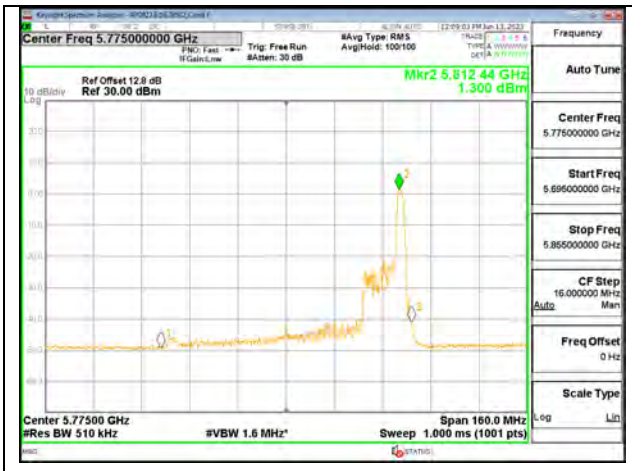

MID CHANNEL [ANT 6]

MID CHANNEL [ANT 5]

UL VERIFICATION SERVICES INC.
47173 Benicia Street, Fremont, CA 94538; USA TEL:(510) 319-4000 FAX:(510) 661-0888

This report shall not be reproduced except in full, without the written approval of UL Verification Services Inc.

2TX Antenna 6 + Antenna 5 OFDMA MODE (FCC) MOBILE – SU Mode

Test Engineer:	28502
Test Date:	5/23/2023

Antenna Gain and Limit

Channel	Frequency (MHz)	Directional Gain For Power (dBi)	Directional Gain For PSD (dBi)	Power Limit (dBm)	PSD Limit (dBm/500KHz)
Mid	5775	-4.3	-1.3	30.00	30.00

Duty Cycle CF (dB)	0.24	**Included in Calculations of Corr'd PSD**

Output Power Results

Channel	Frequency (MHz)	Antenna 6 Meas Power (dBm)	Antenna 5 Meas Power (dBm)	Total Corr'd Power (dBm)	Power Limit (dBm)	Power Margin (dB)
Mid	5775	20.47	20.45	23.47	30.00	-6.53

PSD Results

Channel	Frequency (MHz)	Antenna 6 Meas PSD (dBm/500KHz)	Antenna 5 Meas PSD (dBm/500KHz)	Total Corr'd PSD (dBm/500KHz)	PSD Limit (dBm/500KHz)	PSD Margin (dB)
Mid	5775	1.903	1.829	5.116	30.00	-24.884

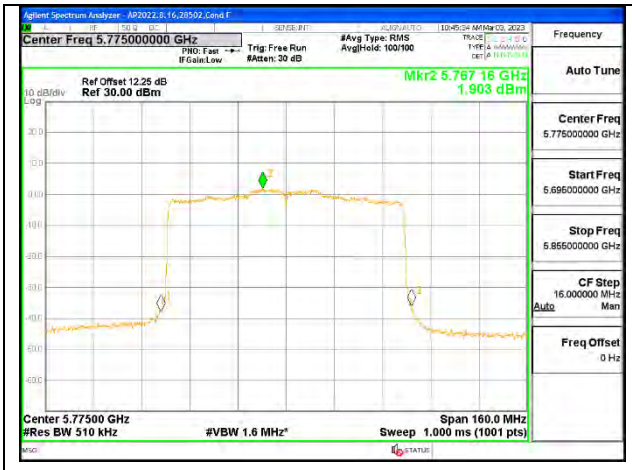

MID CHANNEL [ANT 6]

MID CHANNEL [ANT 5]

UL VERIFICATION SERVICES INC.
47173 Benicia Street, Fremont, CA 94538; USA TEL:(510) 319-4000 FAX:(510) 661-0888

This report shall not be reproduced except in full, without the written approval of UL Verification Services Inc.

10. END OF TEST REPORT

UL VERIFICATION SERVICES INC.
47173 Benicia Street, Fremont, CA 94538; USA TEL:(510) 319-4000 FAX:(510) 661-0888

This report shall not be reproduced except in full, without the written approval of UL Verification Services Inc.