TEST REPORT

Report Number: 14523744-E10V2 & E11V2

Applicant	:	APPLE, INC. 1 APPLE PARK WAY CUPERTINO, CA 95014, U.S.A.
Model	:	A3101 (Parent Model, Full Test) A3102, A3104 (Variant Models)
Brand	:	APPLE
FCC ID	:	BCG-E8436A (Parent Model) BCG-E8437A, BCG-E8438A (Variant Models)
IC	:	579C-E8436A (Parent Model) 579C-E8437A, 579C-E8438A (Variant Models)
EUT Description	:	SMART PHONE
Test Standard(s)	:	FCC 47 CFR PART 15 SUBPART E RSS-248 Issue 2 ISED RSS-GEN ISSUE 5 + A1 +A2

Date Of Issue:
2023/08/24

Prepared by:
UL Verification Services Inc.
47173 Benicia Street
Fremont, CA 94538 U.S.A.
TEL: (510) 319-4000
FAX: (510) 661-0888

CERT #0751.05

TABLE OF CONTENTS

1. RADIATED TEST RESULTS 3

1.1. TRANSMITTER ABOVE 1GHz 5

1.1.1. TX ABOVE 1 GHz 802.11ax HE40 MODE IN THE UNII-5 BAND 29
1.1.2. TX ABOVE 1 GHz 802.11ax HE80 MODE IN THE UNII-5 BAND 53
1.1.3. TX ABOVE 1 GHz 802.11ax HE160 MODE IN THE UNII-5 BAND 77
1.1.4. TX ABOVE 1 GHz 802.11ax HE20 MODE IN THE UNII-6 BAND 101
1.1.5. TX ABOVE 1 GHz 802.11ax HE40 MODE IN THE UNII-6 BAND 113
1.1.6. TX ABOVE 1 GHz 802.11ax HE80 MODE IN THE UNII-6 BAND 125
1.1.7. TX ABOVE 1 GHz 802.11ax HE160 MODE IN THE UNII-6 BAND 129
1.1.8. TX ABOVE 1 GHz 802.11ax HE20 MODE IN THE UNII-7 BAND 133
1.1.9. TX ABOVE 1 GHz 802.11ax HE40 MODE IN THE UNII-7 BAND 145
1.1.10. TX ABOVE 1 GHz 802.11ax HE80 MODE IN THE UNII-7 BAND 157
1.1.11. TX ABOVE 1 GHz 802.11ax HE160 MODE IN THE UNII-7 BAND 169
1.1.12. TX ABOVE 1 GHz 802.11ax HE20 MODE IN THE UNII-8 BAND 177
1.1.13. TX ABOVE 1 GHz 802.11ax HE40 MODE IN THE UNII-8 BAND 201
1.1.14. TX ABOVE 1 GHz 802.11ax HE80 MODE IN THE UNII-8 BAND 225
1.1.15. TX ABOVE 1 GHz 802.11ax HE160 MODE IN THE UNII-8 BAND 245

1.2. WORST CASE BELOW 30MHz 261

1.3. WORST CASE BELOW 1 GHz 262

1.4. WORST CASE 18-26 GHz 264

1.5. WORST CASE 26-40 GHz 266

2. AC POWER LINE CONDUCTED EMISSIONS 268

2.1. AC POWER LINE WITH AC ADAPTER 269

2.2. AC POWER LINE WITH LAPTOP 271

3. SETUP PHOTOS 273

UL VERIFICATION SERVICES
47173 Benicia Street, Fremont, CA 94538; USA TEL:(510) 319-4000 FAX:(510) 661-0888
This report shall not be reproduced except in full, without the written approval of UL VERIFICATION SERVICES

1. RADIATED TEST RESULTS

LIMITS

FCC §15.35(b)
FCC §15.205 Restriced bands
§15.209 and FCC §15.407(b)(6) -Un-Restriced bands

RSS 248 Issue 2 section 4.6.2a

Any emissions outside of the 5.925-7.125 GHz band must not exceed an e.i.r.p. of -27dBm/MHz rms and -7dBm/MHz Peak.

General field strength limits at frequencies above 30 MHz;

Frequency Range (MHz)	Field Strength Limit (uV/m) at 3 m	Field Strength Limit (dBuV/m) at 3 m
30 - 88	100	40
88 - 216	150	43.5
216 - 960	200	46
Above 960	500	54

TEST PROCEDURE

The EUT is placed on a non-conducting table 80 cm above the ground plane for measurement below 1GHz; 1.5 m above the ground plane for measurement above 1GHz. The antenna to EUT distance is 3 meters. The EUT is configured in accordance with ANSI C63.10. The EUT is set to transmit in a continuous mode.

For measurements below 1 GHz the resolution bandwidth is set to 100 kHz for peak detection measurements or 120 kHz for quasi-peak detection measurements. Peak detection is used unless otherwise noted as quasi-peak.

For pre-scans above 1 GHz the resolution bandwidth is set to 1 MHz; the video bandwidth is set to 30 KHz for peak measurements.

For final measurements above 1 GHz the resolution bandwidth is set to 1 MHz; the video bandwidth is set to 3 MHz for peak measurements and as applicable for average measurements.

The spectrum from 30 MHz to 1GHz and 18GHz to 40 GHz is investigated with the transmitter set to transmit at the channel with highest output power as worst-case scenario. 1GHz to 18GHz was set to the lowest, middle, and highest channels in the 6 GHz bands.

The frequency range of interest is monitored at a fixed antenna height and EUT azimuth. The EUT is rotated through 360 degrees to maximize emissions received. The antenna is scanned from 1 to 4 meters above the ground plane to further maximize the emission. Measurements are made with the antenna polarized in both the vertical and the horizontal positions.

UL VERIFICATION SERVICES
47173 Benicia Street, Fremont, CA 94538; USA TEL:(510) 319-4000 FAX:(510) 661-0888
This report shall not be reproduced except in full, without the written approval of UL VERIFICATION SERVICES

For below 30MHz testing, investigation was done on three antenna orientations (parallel, perpendicular, and ground-parallel), parallel and perpendicular are the worst orientations, therefore testing was performed on these two orientations only. Blue color trace on plots: Parallel orientation. Green color trace on plots: Perpendicular orientation.

Based on FCC 15.31 (f) (2): measurements may be performed at a distance closer than that specified in the regulations; however, an attempt should be made to avoid making measurements in the near field.

KDB 414788 Open Field Site(OFS) and Chamber Correlation Justification

OFS and chamber correlation testing had been performed and chamber measured test result is the worst-case test result.

NOTE: The limits in CFR 47, Part 15, Subpart C, paragraph 15.209(a), are identical to those in RSS-Gen section 8.9, Table 6, since the measurements are performed in terms of magnetic field strength and converted to electric field strength levels (as reported in the table), using the free space impedance of 377 Ohms. For example, the measurement at frequency X kHz resulted in a level of Y dBuV/m, which is equivalent to Y – 51.5 = Z dBuA/m, which has the same margin, W dB, to the corresponding RSS-Gen Table 6 limit as it has to 15.209(a) limit.

UL VERIFICATION SERVICES
47173 Benicia Street, Fremont, CA 94538; USA TEL:(510) 319-4000 FAX:(510) 661-0888
This report shall not be reproduced except in full, without the written approval of UL VERIFICATION SERVICES

1.1. TRANSMITTER ABOVE 1GHz

TX ABOVE 1 GHz 802.11ax HE20 MODE IN THE UNII-5 BAND

1TX Antenna 6 MODE: 26-Tone, RU Index 0

BANDEDGE (LOW CHANNEL)

HORIZONTAL RESULT

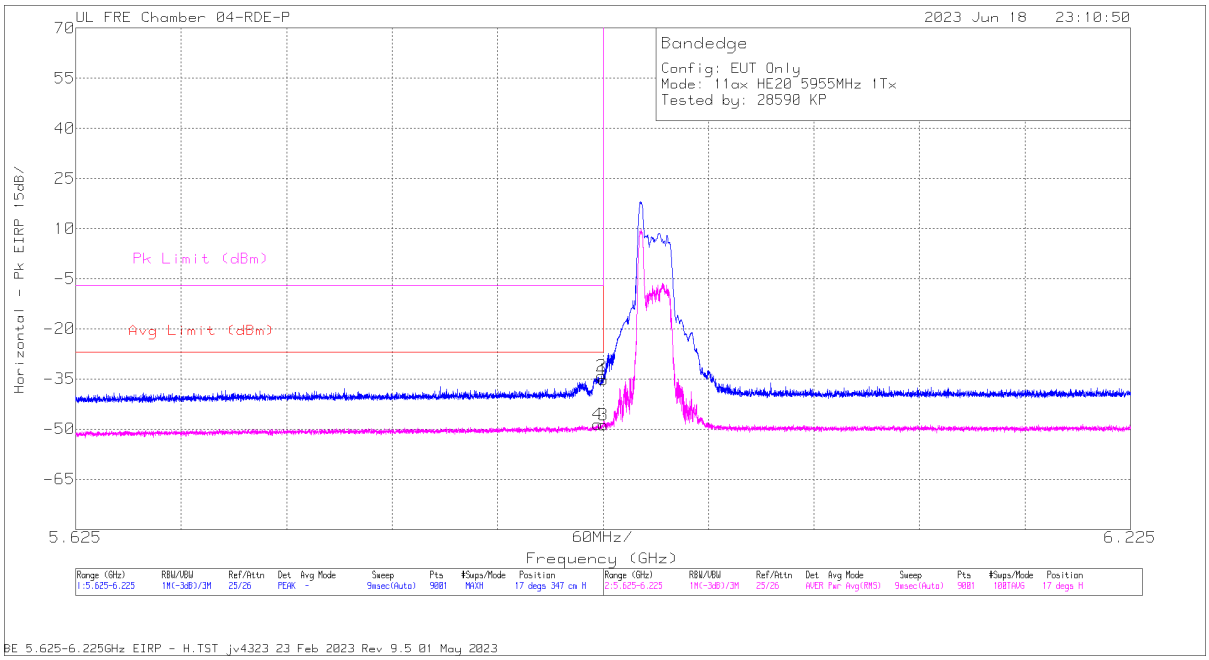

Marker	Frequency (GHz)	Meter Reading (dBm)	Det	222740 ACF(dB) - 3mH	Conversion Factor (dB)	DCCF (dB)	Gain/Loss (dB)	Corrected Reading EIRP	Avg Limit (dBm)	RMS Margin (dB)	Pk Limit (dBm)	PK Margin (dB)	Azimuth (Degs)	Height (cm)	Polarity
1	5.925	-45.56	Pk	34.9	11.8	0	-36.28	-35.14	-	-	-7	-28.14	17	347	H
2	5.924068	-44.56	Pk	34.9	11.8	0	-36.27	-34.13	-	-	-7	-27.13	17	347	H
3	5.925	-59.63	RMS	34.9	11.8	.49	-36.28	-48.72	-27	-21.72	-	-	17	347	H
4	5.921801	-59.45	RMS	34.8	11.8	.49	-36.27	-48.63	-27	-21.63	-	-	17	347	H

Pk - Peak detector
RMS - RMS detection

UL VERIFICATION SERVICES
47173 Benicia Street, Fremont, CA 94538; USA TEL:(510) 319-4000 FAX:(510) 661-0888
This report shall not be reproduced except in full, without the written approval of UL VERIFICATION SERVICES

VERTICAL RESULT

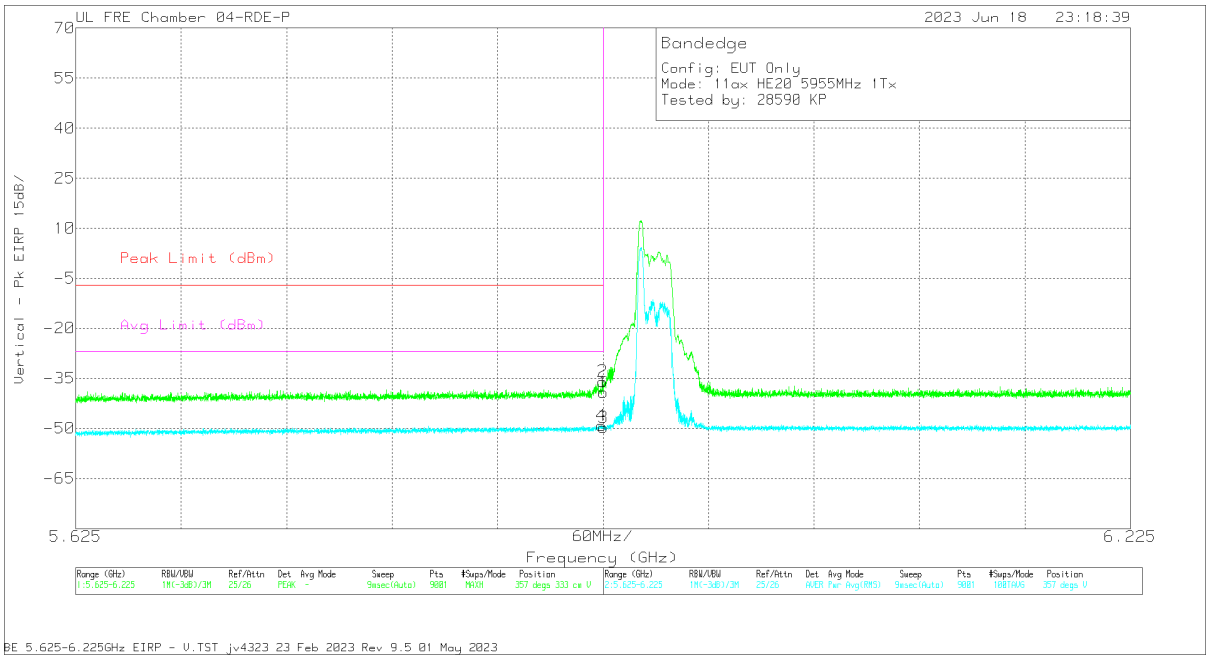

Marker	Frequency (GHz)	Meter Reading (dBm)	Det	222740 ACF(dB) - 3mH	Conversion Factor (dB)	DCCF (dB)	Gain/Loss (dB)	Corrected Reading EIRP	Peak Limit (dBm)	PK Margin (dB)	Avg Limit (dBm)	RMS Margin (dB)	Azimuth (Degs)	Height (cm)	Polarity
1	5.925	-49.59	Pk	34.9	11.8	0	-36.28	-39.17	-7	-32.17	-	-	357	333	V
2	5.924668	-46.31	Pk	34.9	11.8	0	-36.28	-35.89	-7	-28.89	-	-	357	333	V
3	5.925	-60.61	RMS	34.9	11.8	.49	-36.28	-49.7	-	-	-27	-22.7	357	333	V
4	5.923935	-60	RMS	34.9	11.8	.49	-36.26	-49.07	-	-	-27	-22.07	357	333	V

Pk - Peak detector
RMS - RMS detection

UL VERIFICATION SERVICES
47173 Benicia Street, Fremont, CA 94538; USA TEL:(510) 319-4000 FAX:(510) 661-0888
This report shall not be reproduced except in full, without the written approval of UL VERIFICATION SERVICES

1TX Antenna 6 MODE: SU, Single User

BANDEDGE (LOW CHANNEL)

HORIZONTAL RESULT

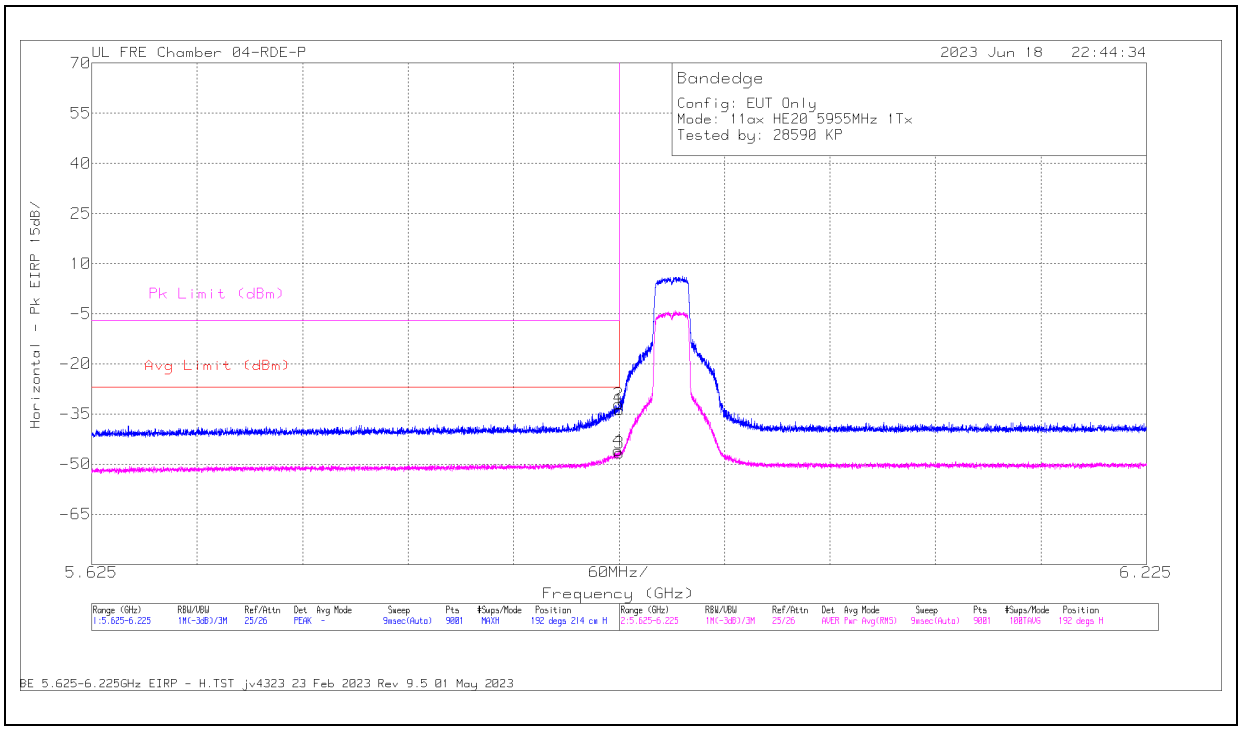

Marker	Frequency (GHz)	Meter Reading (dBm)	Det	222740 ACF(dB) - 3mH	Conversion Factor (dB)	DCCF (dB)	Gain/Loss (dB)	Corrected Reading EIRP	Avg Limit (dBm)	RMS Margin (dB)	Pk Limit (dBm)	PK Margin (dB)	Azimuth (Degs)	Height (cm)	Polarity
1	5.925	-44.21	Pk	34.9	11.8	0	-36.28	-33.79	-	-	-7	-26.79	192	214	H
2	5.924735	-42.47	Pk	34.9	11.8	0	-36.28	-32.05	-	-	-7	-25.05	192	214	H
3	5.925	-57.3	RMS	34.9	11.8	.39	-36.28	-46.49	-27	-19.49	-	-	192	214	H
4	5.924535	-56.6	RMS	34.9	11.8	.39	-36.28	-45.79	-27	-18.79	-	-	192	214	H

Pk - Peak detector
RMS - RMS detection

UL VERIFICATION SERVICES
47173 Benicia Street, Fremont, CA 94538; USA TEL:(510) 319-4000 FAX:(510) 661-0888
This report shall not be reproduced except in full, without the written approval of UL VERIFICATION SERVICES

VERTICAL RESULT

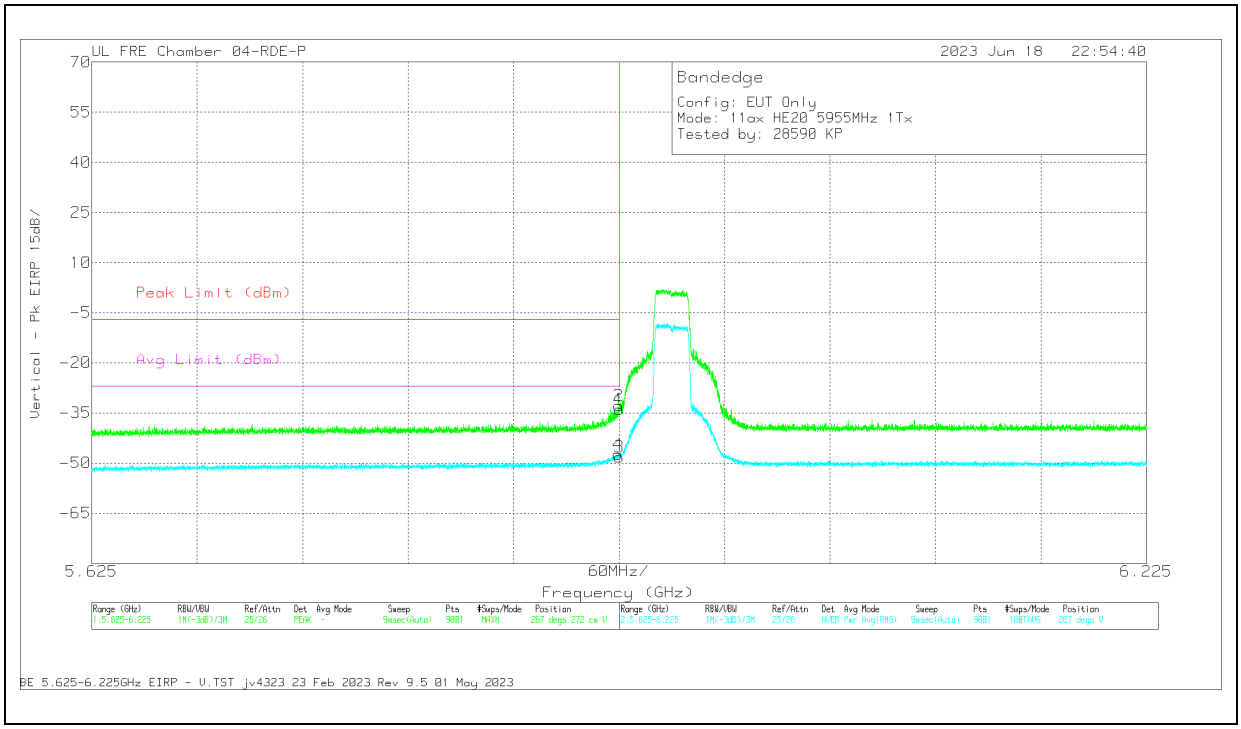

Marker	Frequency (GHz)	Meter Reading (dBm)	Det	222740 ACF(dB) - 3mH	Conversion Factor (dB)	DCCF (dB)	Gain/Loss (dB)	Corrected Reading EIRP	Peak Limit (dBm)	PK Margin (dB)	Avg Limit (dBm)	RMS Margin (dB)	Azimuth (Degs)	Height (cm)	Polarity
1	5.925	-44.28	Pk	34.9	11.8	0	-36.28	-33.86	-7	-26.86	-	-	267	272	V
2	5.924868	-43.19	Pk	34.9	11.8	0	-36.28	-32.77	-7	-25.77	-	-	267	272	V
3	5.925	-58.83	RMS	34.9	11.8	.39	-36.28	-48.02	-	-	-27	-21.02	267	272	V
4	5.924402	-58.04	RMS	34.9	11.8	.39	-36.27	-47.22	-	-	-27	-20.22	267	272	V

Pk - Peak detector
RMS - RMS detection

UL VERIFICATION SERVICES
47173 Benicia Street, Fremont, CA 94538; USA TEL:(510) 319-4000 FAX:(510) 661-0888
This report shall not be reproduced except in full, without the written approval of UL VERIFICATION SERVICES

1TX Antenna 5 MODE: 26-Tone, RU Index 0

BANDEDGE (LOW CHANNEL)

HORIZONTAL RESULT

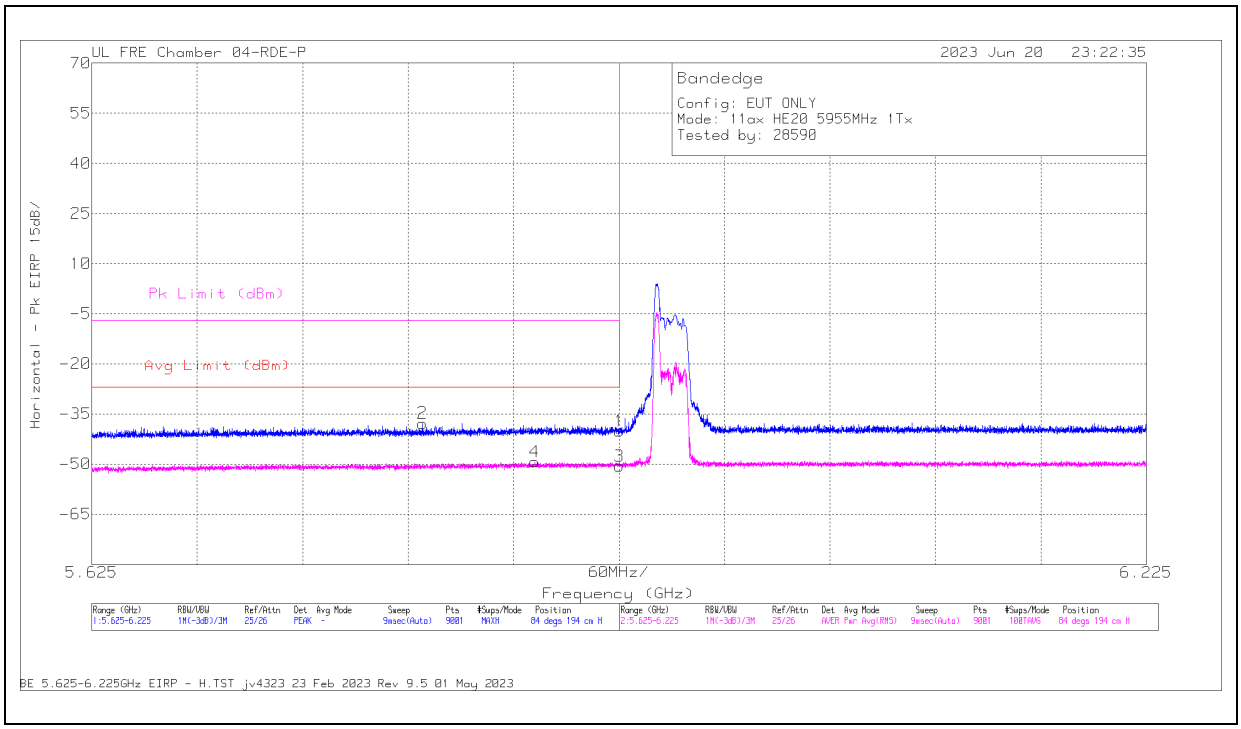

Marker	Frequency (GHz)	Meter Reading (dBm)	Det	222740 ACF(dB) - 3mH	Conversion Factor (dB)	DCCF (dB)	Gain/Loss (dB)	Corrected Reading EIRP	Avg Limit (dBm)	RMS Margin (dB)	Pk Limit (dBm)	PK Margin (dB)	Azimuth (Degs)	Height (cm)	Polarity
1	5.925	-50.52	Pk	34.9	11.8	0	-36.28	-40.1	-	-	-7	-33.1	84	194	H
2	5.813201	-47.41	Pk	34.6	11.8	0	-36.75	-37.76	-	-	-7	-30.76	84	194	H
3	5.925	-61.55	RMS	34.9	11.8	.49	-36.28	-50.64	-27	-23.64	-	-	84	194	H
4	5.877068	-59.94	RMS	34.8	11.8	.49	-36.54	-49.39	-27	-22.39	-	-	84	194	H

Pk - Peak detector
RMS - RMS detection

UL VERIFICATION SERVICES
47173 Benicia Street, Fremont, CA 94538; USA TEL:(510) 319-4000 FAX:(510) 661-0888
This report shall not be reproduced except in full, without the written approval of UL VERIFICATION SERVICES

VERTICAL RESULT

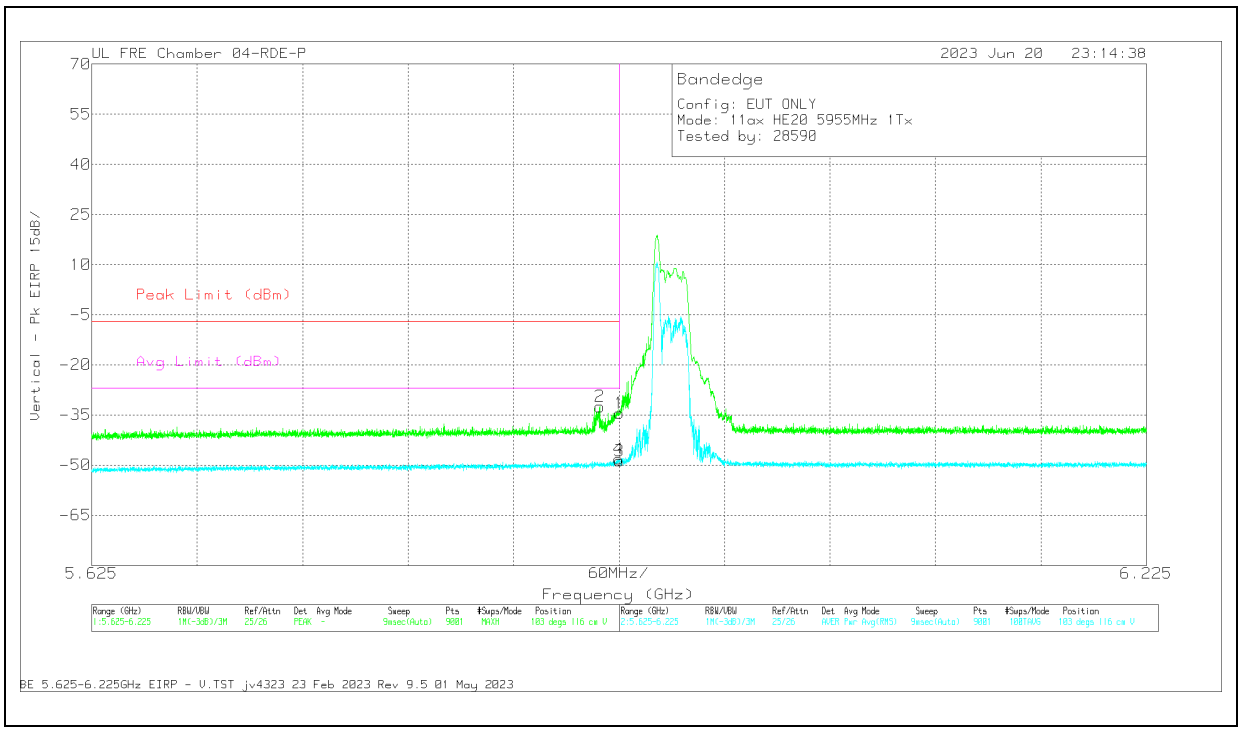

Marker	Frequency (GHz)	Meter Reading (dBm)	Det	222740 ACF(dB) - 3mH	Conversion Factor (dB)	DCCF (dB)	Gain/Loss (dB)	Corrected Reading EIRP	Peak Limit (dBm)	PK Margin (dB)	Avg Limit (dBm)	RMS Margin (dB)	Azimuth (Degs)	Height (cm)	Polarity
1	5.925	-44.82	Pk	34.9	11.8	0	-36.28	-34.4	-7	-27.4	-	-	103	116	V
2	5.914001	-42.6	Pk	34.8	11.8	0	-36.5	-32.5	-7	-25.5	-	-	103	116	V
3	5.925	-59.7	RMS	34.9	11.8	.49	-36.28	-48.79	-	-	-27	-21.79	103	116	V
4	5.924735	-59.04	RMS	34.9	11.8	.49	-36.28	-48.13	-	-	-27	-21.13	103	116	V

Pk - Peak detector
RMS - RMS detection

UL VERIFICATION SERVICES
47173 Benicia Street, Fremont, CA 94538; USA TEL:(510) 319-4000 FAX:(510) 661-0888
This report shall not be reproduced except in full, without the written approval of UL VERIFICATION SERVICES

1TX Antenna 5 MODE: SU, Single User

BANDEDGE (LOW CHANNEL)

HORIZONTAL RESULT

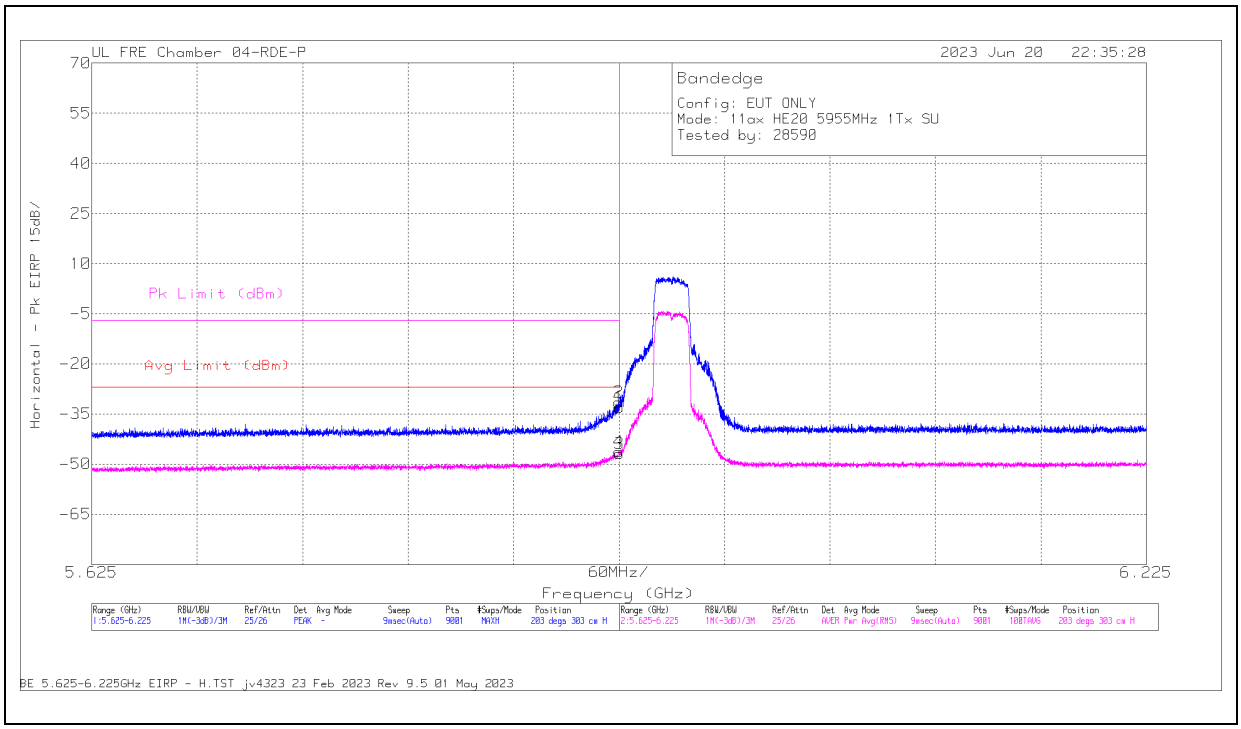

Marker	Frequency (GHz)	Meter Reading (dBm)	Det	222740 ACF(dB) - 3mH	Conversion Factor (dB)	DCCF (dB)	Gain/Loss (dB)	Corrected Reading EIRP	Avg Limit (dBm)	RMS Margin (dB)	Pk Limit (dBm)	PK Margin (dB)	Azimuth (Degs)	Height (cm)	Polarity
1	5.925	-43.36	Pk	34.9	11.8	0	-36.28	-32.94	-	-	-7	-25.94	203	303	H
2	5.924868	-41.83	Pk	34.9	11.8	0	-36.28	-31.41	-	-	-7	-24.41	203	303	H
3	5.925	-57.87	RMS	34.9	11.8	.39	-36.28	-47.06	-27	-20.06	-	-	203	303	H
4	5.924868	-57.31	RMS	34.9	11.8	.39	-36.28	-46.5	-27	-19.5	-	-	203	303	H

Pk - Peak detector
RMS - RMS detection

UL VERIFICATION SERVICES
47173 Benicia Street, Fremont, CA 94538; USA TEL:(510) 319-4000 FAX:(510) 661-0888
This report shall not be reproduced except in full, without the written approval of UL VERIFICATION SERVICES

VERTICAL RESULT

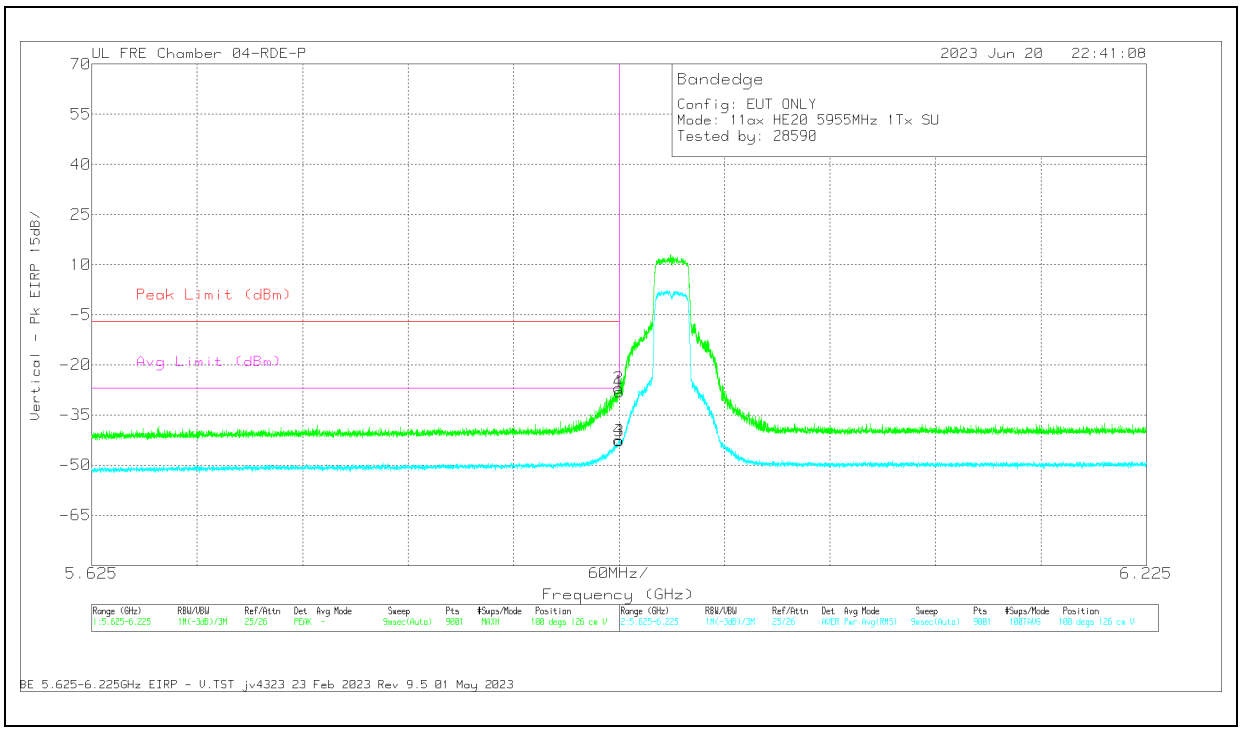

Marker	Frequency (GHz)	Meter Reading (dBm)	Det	222740 ACF(dB) - 3mH	Conversion Factor (dB)	DCCF (dB)	Gain/Loss (dB)	Corrected Reading EIRP	Peak Limit (dBm)	PK Margin (dB)	Avg Limit (dBm)	RMS Margin (dB)	Azimuth (Degs)	Height (cm)	Polarity
1	5.925	-38.42	Pk	34.9	11.8	0	-36.28	-28	-7	-21	-	-	100	126	V
2	5.924668	-37.41	Pk	34.9	11.8	0	-36.28	-26.99	-7	-19.99	-	-	100	126	V
3	5.925	-53.72	RMS	34.9	11.8	.39	-36.28	-42.91	-	-	-27	-15.91	100	126	V
4	5.924668	-53.51	RMS	34.9	11.8	.39	-36.28	-42.7	-	-	-27	-15.7	100	126	V

Pk - Peak detector
RMS - RMS detection

UL VERIFICATION SERVICES
47173 Benicia Street, Fremont, CA 94538; USA TEL:(510) 319-4000 FAX:(510) 661-0888
This report shall not be reproduced except in full, without the written approval of UL VERIFICATION SERVICES

2TX Antenna 6 + Antenna 5 OFDMA MODE: 26-Tone, RU Index 0

BANDEDGE (LOW CHANNEL)

HORIZONTAL RESULT

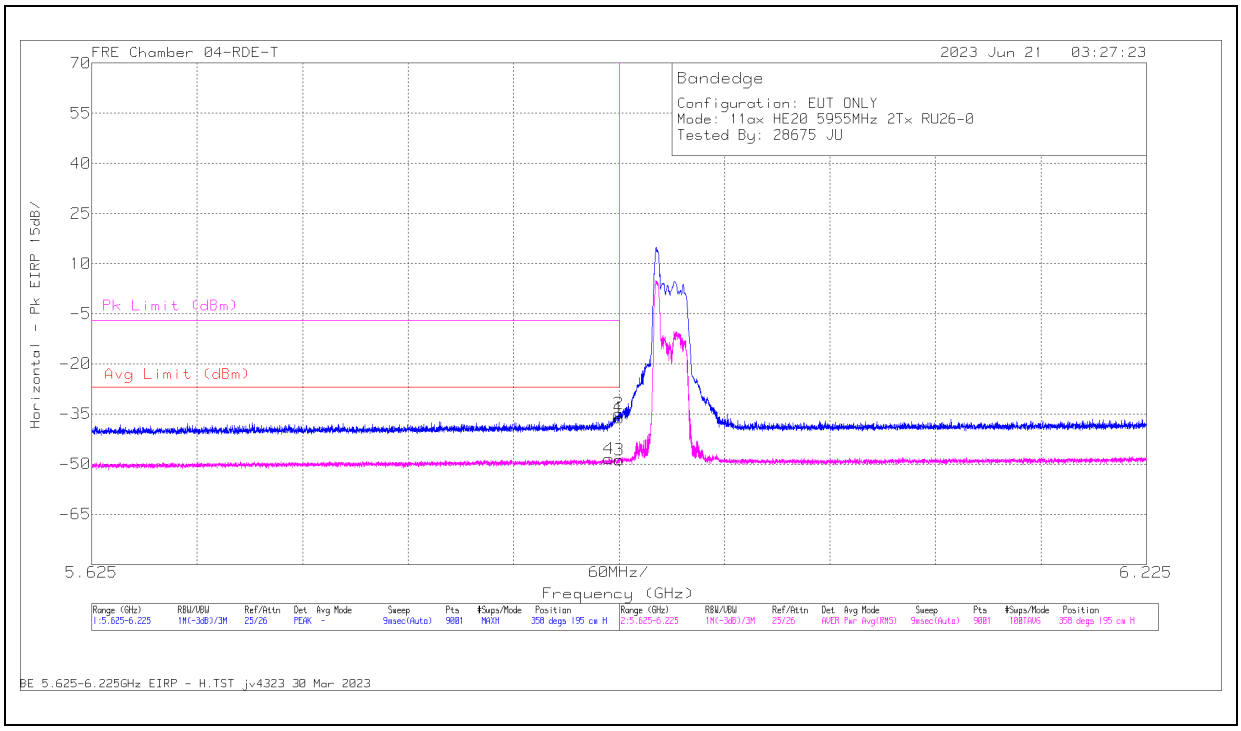

Marker	Frequency (GHz)	Meter Reading (dBm)	Det	226673 ACF (dB) 3mH	Conversion Factor (dB)	DCCF (dB)	Gain/Loss (dB)	Corrected Reading EIRP	Avg Limit (dBm)	RMS Margin (dB)	Pk Limit (dBm)	PK Margin (dB)	Azimuth (Degs)	Height (cm)	Polarity
1	5.925	-48.77	Pk	35.1	11.8	0	-34.25	-36.12	-	-	-7	-29.12	358	195	H
2	5.924802	-47.56	Pk	35.1	11.8	0	-34.25	-34.91	-	-	-7	-27.91	358	195	H
3	5.925	-61.89	RMS	35.1	11.8	.49	-34.25	-48.75	-27	-21.75	-	-	358	195	H
4	5.919268	-61.47	RMS	35.1	11.8	.49	-34.26	-48.34	-27	-21.34	-	-	358	195	H

Pk - Peak detector
RMS - RMS detection

UL VERIFICATION SERVICES
47173 Benicia Street, Fremont, CA 94538; USA TEL:(510) 319-4000 FAX:(510) 661-0888
This report shall not be reproduced except in full, without the written approval of UL VERIFICATION SERVICES

VERTICAL RESULT

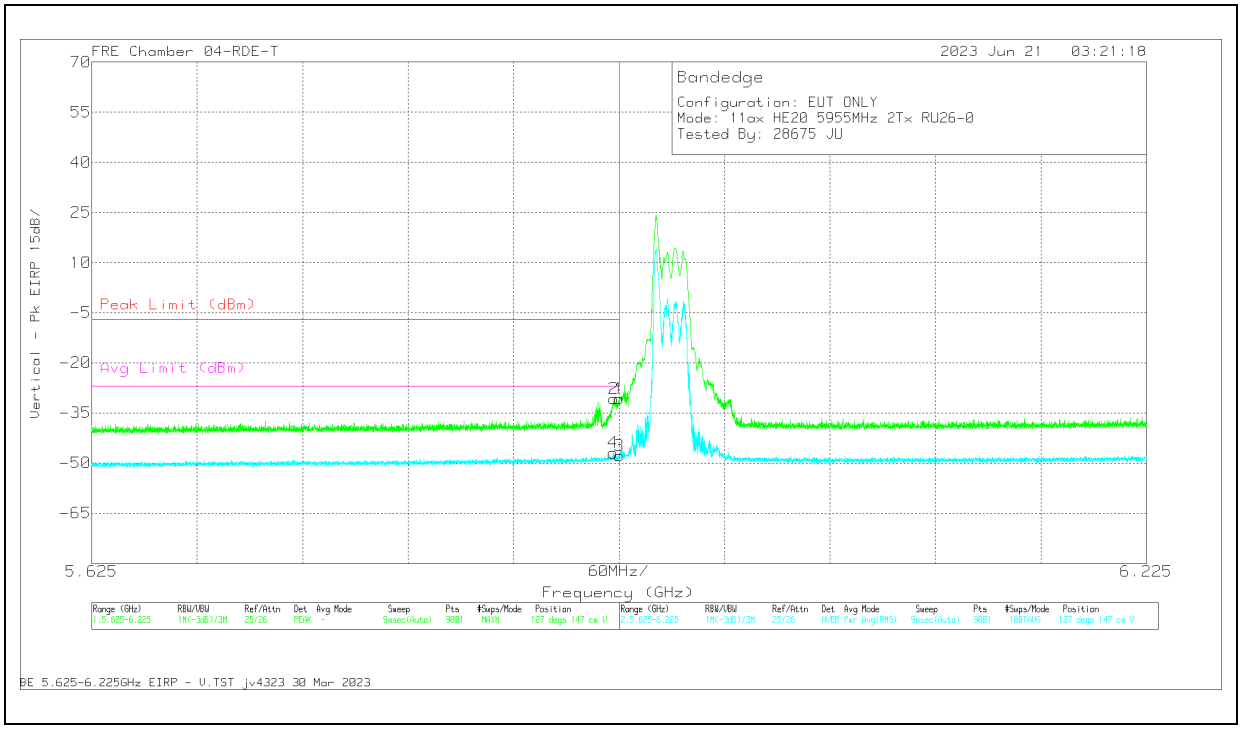

Marker	Frequency (GHz)	Meter Reading (dBm)	Det	226673 ACF (dB) 3mH	Conversion Factor (dB)	DCCF (dB)	Gain/Loss (dB)	Corrected Reading EIRP	Peak Limit (dBm)	PK Margin (dB)	Avg Limit (dBm)	RMS Margin (dB)	Azimuth (Degs)	Height (cm)	Polarity
1	5.925	-43.37	Pk	35.1	11.8	0	-34.25	-30.72	-7	-23.72	-	-	127	147	V
2	5.921868	-43.37	Pk	35.1	11.8	0	-34.27	-30.74	-7	-23.74	-	-	127	147	V
3	5.925	-61.02	RMS	35.1	11.8	.49	-34.25	-47.88	-	-	-27	-20.88	127	147	V
4	5.921668	-60.07	RMS	35.1	11.8	.49	-34.27	-46.95	-	-	-27	-19.95	127	147	V

Pk - Peak detector
RMS - RMS detection

UL VERIFICATION SERVICES
47173 Benicia Street, Fremont, CA 94538; USA TEL:(510) 319-4000 FAX:(510) 661-0888
This report shall not be reproduced except in full, without the written approval of UL VERIFICATION SERVICES

HARMONICS AND SPURIOUS EMISSSIONS

LOW CHANNEL

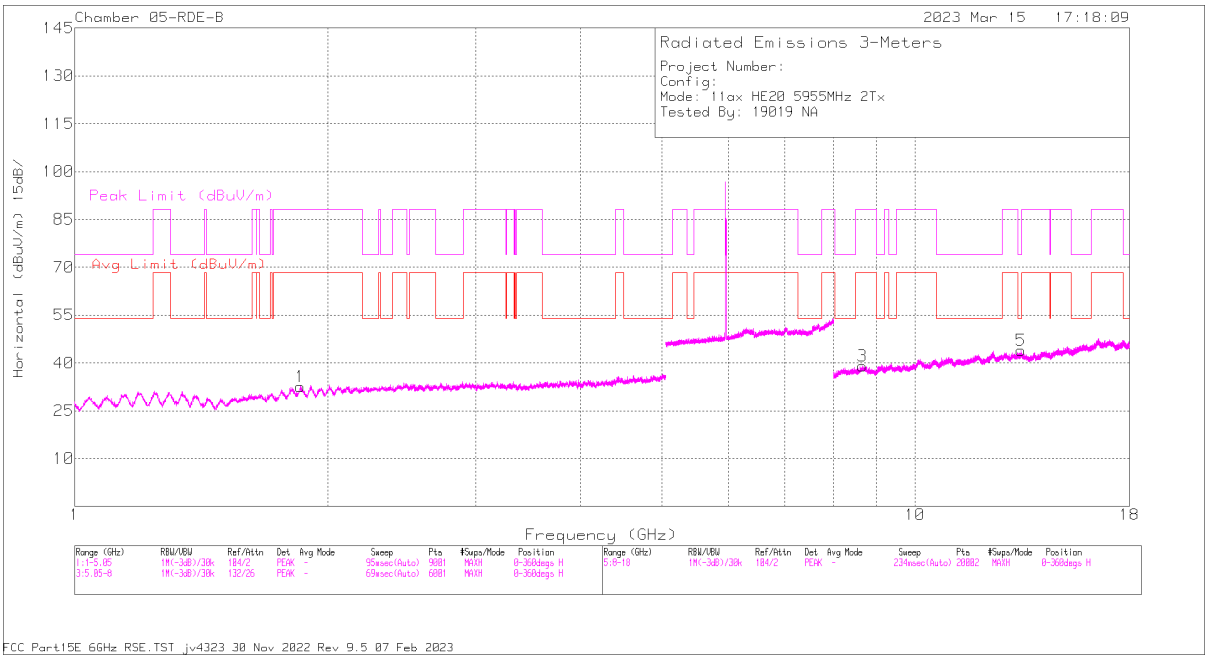

HORIZONTAL

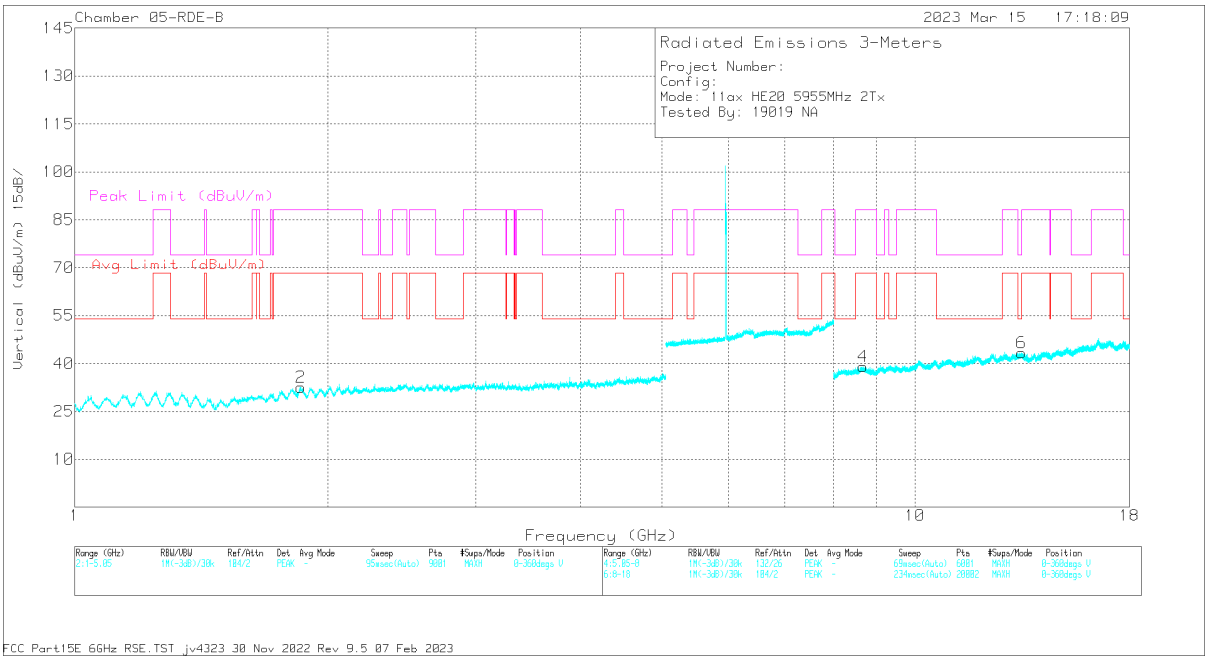

VERTICAL

UL VERIFICATION SERVICES
47173 Benicia Street, Fremont, CA 94538; USA TEL:(510) 319-4000 FAX:(510) 661-0888
This report shall not be reproduced except in full, without the written approval of UL VERIFICATION SERVICES

RADIATED EMISSIONS

Marker	Frequency (GHz)	Meter Reading (dBuV)	Det	Horn Antenna ACF(dB)	Gain/Loss (dB)	Corrected Reading (dBuV/m)	Avg Limit (dBuV/m)	Margin (dB)	Peak Limit (dBuV/m)	Margin (dB)	Azimuth (Degs)	Height (cm)	Polarity
1	1.853121	60	PK-U	30.8	-48.29	42.51	68.2	-25.69-	88.2	-45.69	332	115	H
2	1.855832	60.07	PK-U	30.8	-48.32	42.55	68.2	--25.65	88.2	-45.65	252	104	V
3	8.668223	55.97	PK-U	36.5	-43.93	48.54	68.2	--19.66	88.2	-39.66	197	148	H
4	8.666867	55.94	PK-U	36.5	-43.93	48.51	68.2	--19.69	88.2	-39.69	61	107	V
5	* 13.370639	57.26	PK-U	39.7	-44.68	52.28	-	-	74	-21.72	166	114	H
	* 13.370973	46.24	ADR	39.7	-44.68	41.26	54	-12.74	-	-	166	114	H
6	* 13.398108	57.42	PK-U	39.6	-44.77	52.25	-	-	74	-21.75	110	124	V
	* 13.398451	46.23	ADR	39.7	-44.78	41.15	54	-12.85	-	-	110	124	V

* - indicates frequency in CFR47 Pt 15 / IC RSS-Restricted Band
PK-U - U-NII: Maximum Peak
ADR - U-NII AD primary method, RMS average

UL VERIFICATION SERVICES
47173 Benicia Street, Fremont, CA 94538; USA TEL:(510) 319-4000 FAX:(510) 661-0888
This report shall not be reproduced except in full, without the written approval of UL VERIFICATION SERVICES

MID CHANNEL

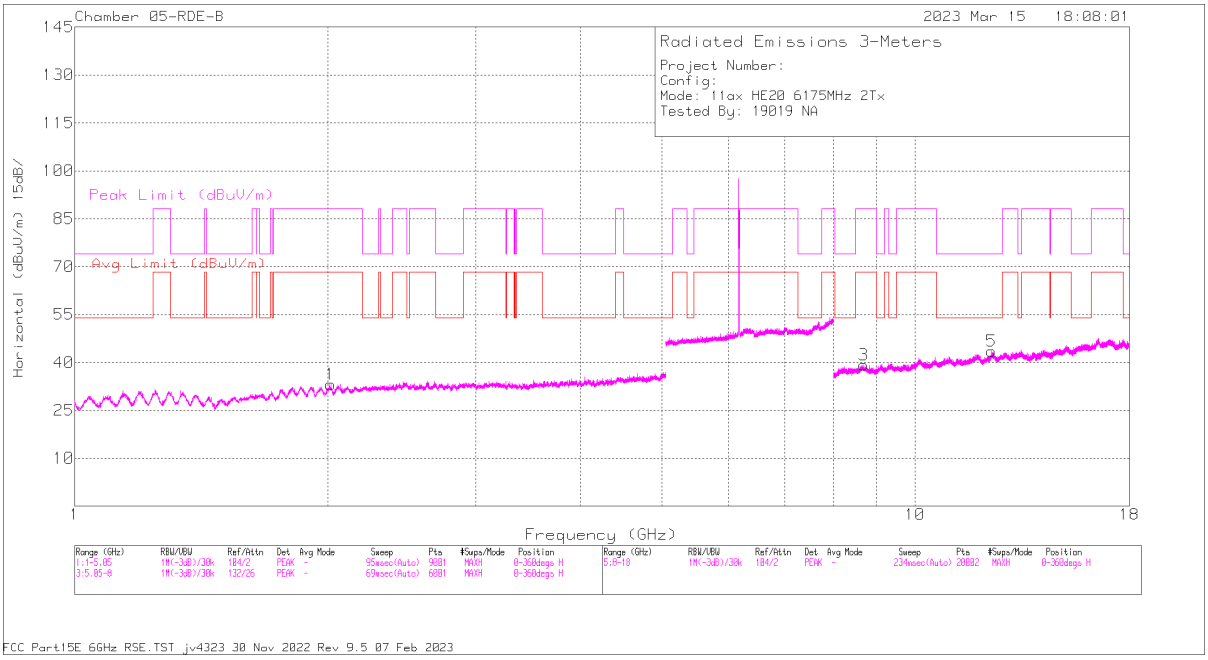

HORIZONTAL

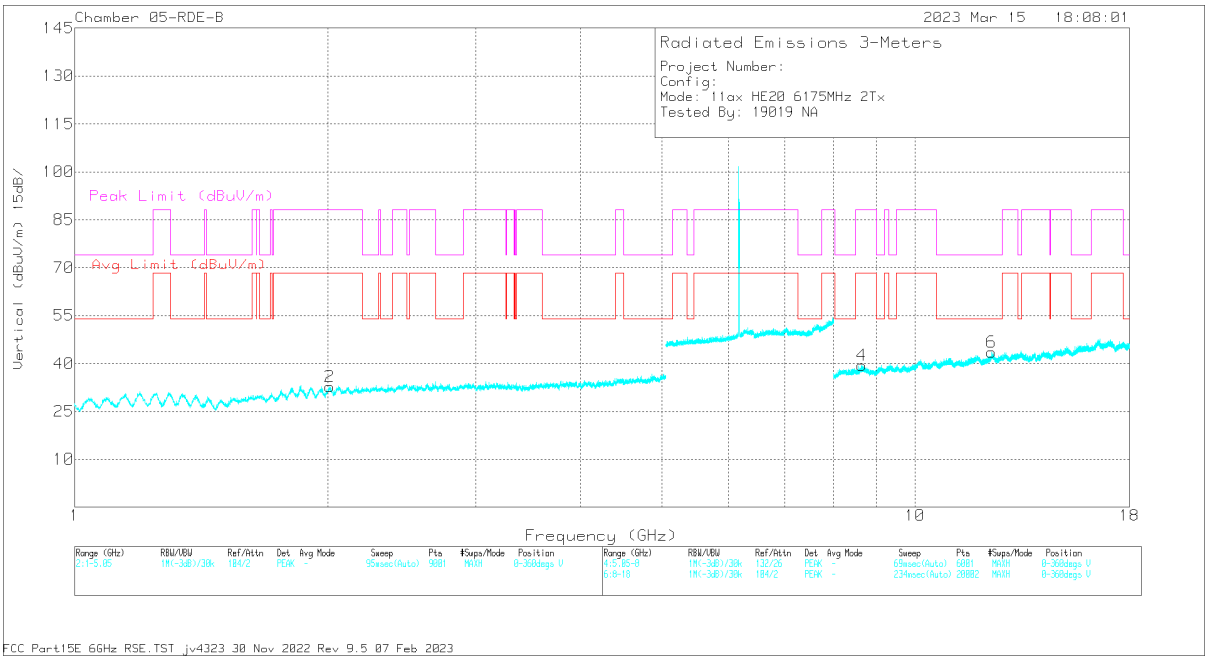

VERTICAL

UL VERIFICATION SERVICES
47173 Benicia Street, Fremont, CA 94538; USA TEL:(510) 319-4000 FAX:(510) 661-0888
This report shall not be reproduced except in full, without the written approval of UL VERIFICATION SERVICES

RADIATED EMISSIONS

Marker	Frequency (GHz)	Meter Reading (dBuV)	Det	Horn Antenna ACF(dB)	Gain/Loss (dB)	Corrected Reading (dBuV/m)	Avg Limit (dBuV/m)	Margin (dB)	Peak Limit (dBuV/m)	Margin (dB)	Azimuth (Degs)	Height (cm)	Polarity
1	2.015923	60.56	PK-U	31.1	-48.65	43.01	68.2	-25.19	88.2	-45.19	120	132	H
2	2.01156	60.19	PK-U	31.2	-48.76	42.63	68.2	-25.57	88.2	-45.57	106	123	V
3	8.682967	55.87	PK-U	36.4	-43.96	48.31	68.2	-19.89	88.2	-39.89	66	153	H
4	8.649504	55.97	PK-U	36.5	-43.98	48.49	68.2	-19.71	88.2	-39.71	37	126	V
5	* 12.339908	55.63	PK-U	39.4	-43.02	52.01	-	-	74	-21.99	55	183	H
	* 12.339393	43.67	ADR	39.4	-43.03	40.04	54	-13.96	-	-	55	183	H
6	* 12.324884	55.78	PK-U	39.3	-43.17	51.91	-	-	74	-22.09	281	304	V
	* 12.325521	44.09	ADR	39.4	-43.15	40.34	54	-13.66	-	-	281	304	V

* - indicates frequency in CFR47 Pt 15 / IC RSS-Restricted Band
PK-U - U-NII: Maximum Peak
ADR - U-NII AD primary method, RMS average

UL VERIFICATION SERVICES
47173 Benicia Street, Fremont, CA 94538; USA TEL:(510) 319-4000 FAX:(510) 661-0888
This report shall not be reproduced except in full, without the written approval of UL VERIFICATION SERVICES

HIGH CHANNEL

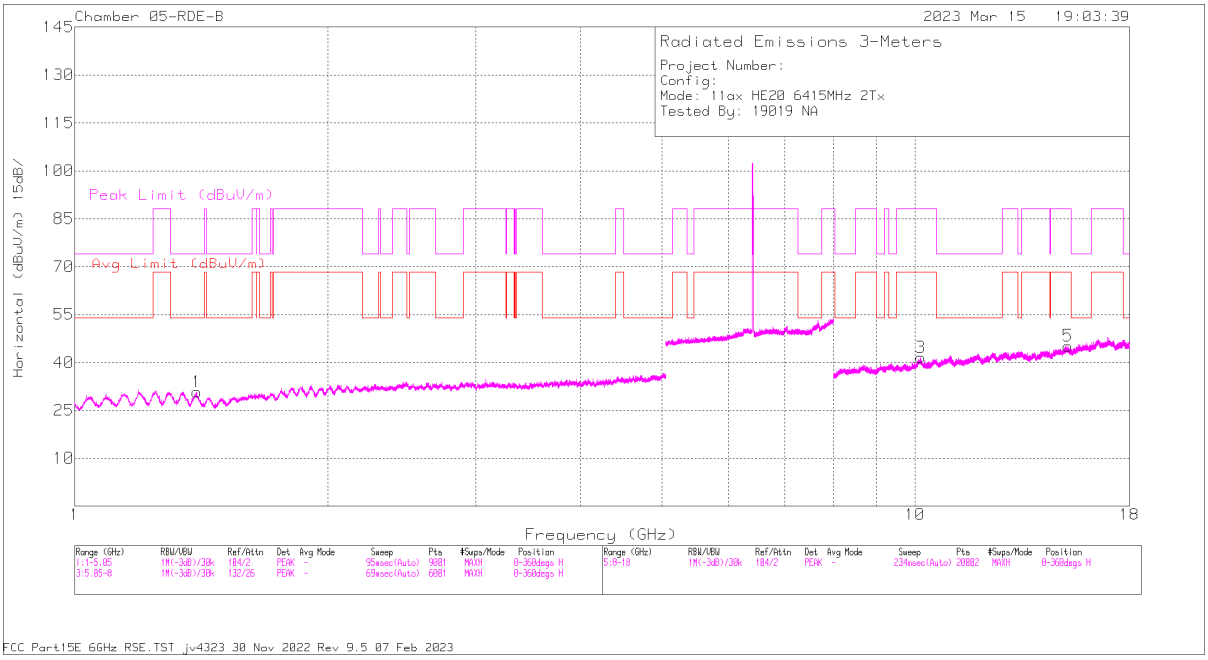

HORIZONTAL

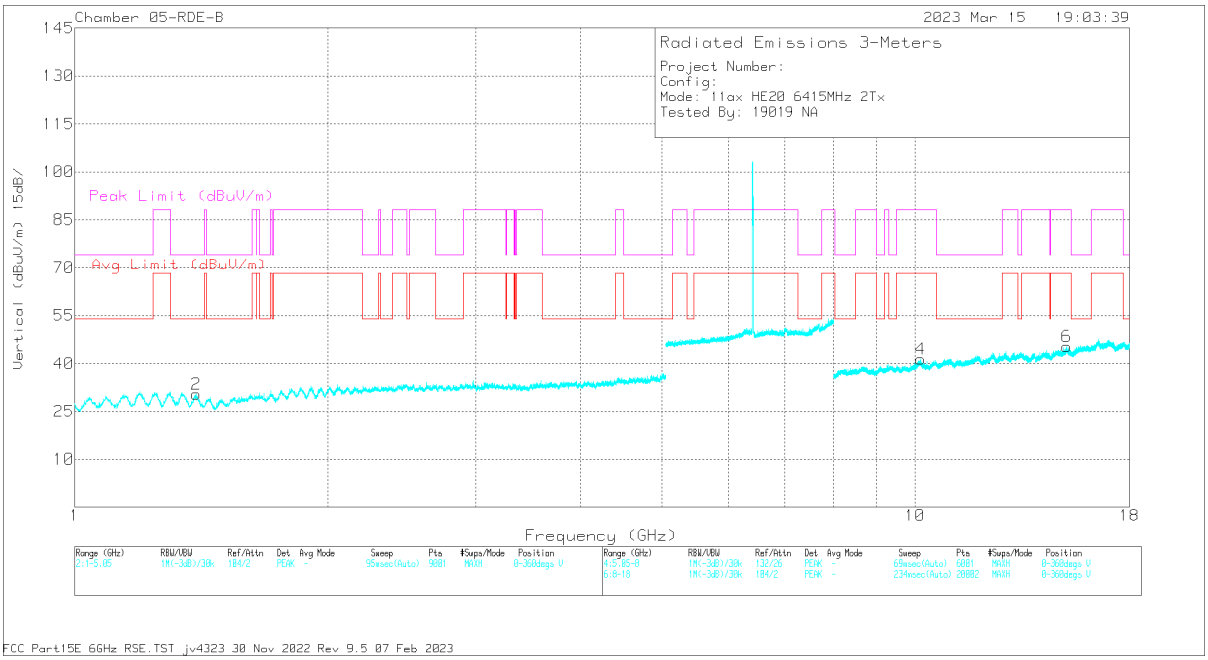

VERTICAL

UL VERIFICATION SERVICES
47173 Benicia Street, Fremont, CA 94538; USA TEL:(510) 319-4000 FAX:(510) 661-0888
This report shall not be reproduced except in full, without the written approval of UL VERIFICATION SERVICES

RADIATED EMISSIONS

Marker	Frequency (GHz)	Meter Reading (dBuV)	Det	Horn Antenna ACF(dB)	Gain/Loss (dB)	Corrected Reading (dBuV/m)	Avg Limit (dBuV/m)	Margin (dB)	Peak Limit (dBuV/m)	Margin (dB)	Azimuth (Degs)	Height (cm)	Polarity
1	* 1.398365	59.78	PK-U	28.1	-48	39.88	-	-	74	-34.12	81	123	H
	* 1.396686	48.17	ADR	28.1	-47.99	28.28	54	-25.72	-	-	81	123	H
2	* 1.394546	59.9	PK-U	28.2	-48.01	40.09	-	-	74	-33.91	19	104	V
	* 1.396165	48.35	ADR	28.1	-47.99	28.46	54	-25.54	-	-	19	104	V
3	10.157856	57.02	PK-U	37.7	-44.08	50.64	68.2	-17.56	88.2	-37.56	158	143	H
4	10.155048	57.33	PK-U	37.6	-44.16	50.77	68.2	-17.43	88.2	-37.43	150	186	V
5	15.201953	57.35	PK-U	40.3	-43.65	54	68.2	-14.2	88.2	-34.2	141	214	H
6	15.161583	57.19	PK-U	40.3	-43.34	54.15	68.2	-14.05	88.2	-34.05	99	145	V

* - indicates frequency in CFR47 Pt 15 / IC RSS-Restricted Band
PK-U - U-NII: Maximum Peak
ADR - U-NII AD primary method, RMS average

UL VERIFICATION SERVICES
47173 Benicia Street, Fremont, CA 94538; USA TEL:(510) 319-4000 FAX:(510) 661-0888
This report shall not be reproduced except in full, without the written approval of UL VERIFICATION SERVICES

2TX Antenna 6 + Antenna 5 OFDMA MODE: SU, Single User

BANDEDGE (LOW CHANNEL)

HORIZONTAL RESULT

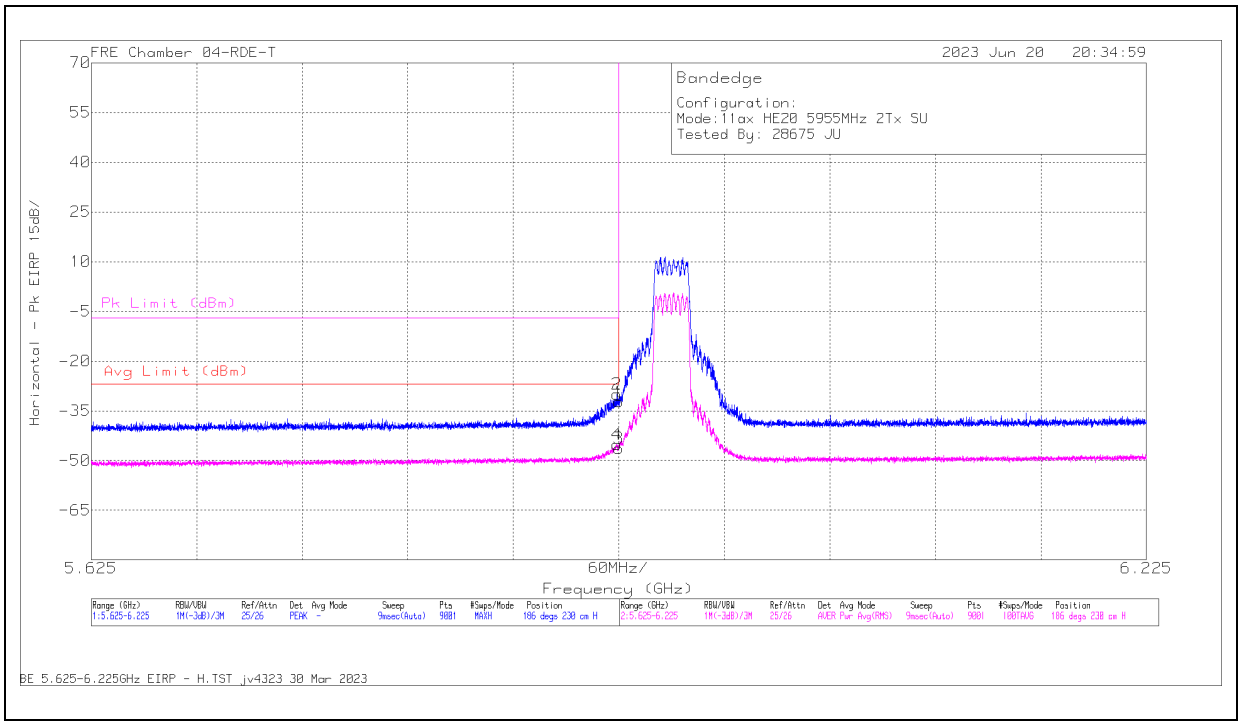

Marker	Frequency (GHz)	Meter Reading (dBm)	Det	226673 ACF (dB) 3mH	Conversion Factor (dB)	DCCF (dB)	Gain/Loss (dB)	Corrected Reading EIRP	Avg Limit (dBm)	RMS Margin (dB)	Pk Limit (dBm)	PK Margin (dB)	Azimuth (Degs)	Height (cm)	Polarity
1	5.925	-44.97	Pk	35.1	11.8	0	-34.25	-32.32	-	-	-7	-25.32	186	230	H
2	5.923935	-42.62	Pk	35.1	11.8	0	-34.27	-29.99	-	-	-7	-22.99	186	230	H
3	5.925	-59.06	RMS	35.1	11.8	.39	-34.25	-46.02	-27	-19.02	-	-	186	230	H
4	5.923868	-57.93	RMS	35.1	11.8	.39	-34.27	-44.91	-27	-17.91	-	-	186	230	H

Pk - Peak detector
RMS - RMS detection

UL VERIFICATION SERVICES
47173 Benicia Street, Fremont, CA 94538; USA TEL:(510) 319-4000 FAX:(510) 661-0888
This report shall not be reproduced except in full, without the written approval of UL VERIFICATION SERVICES

VERTICAL RESULT

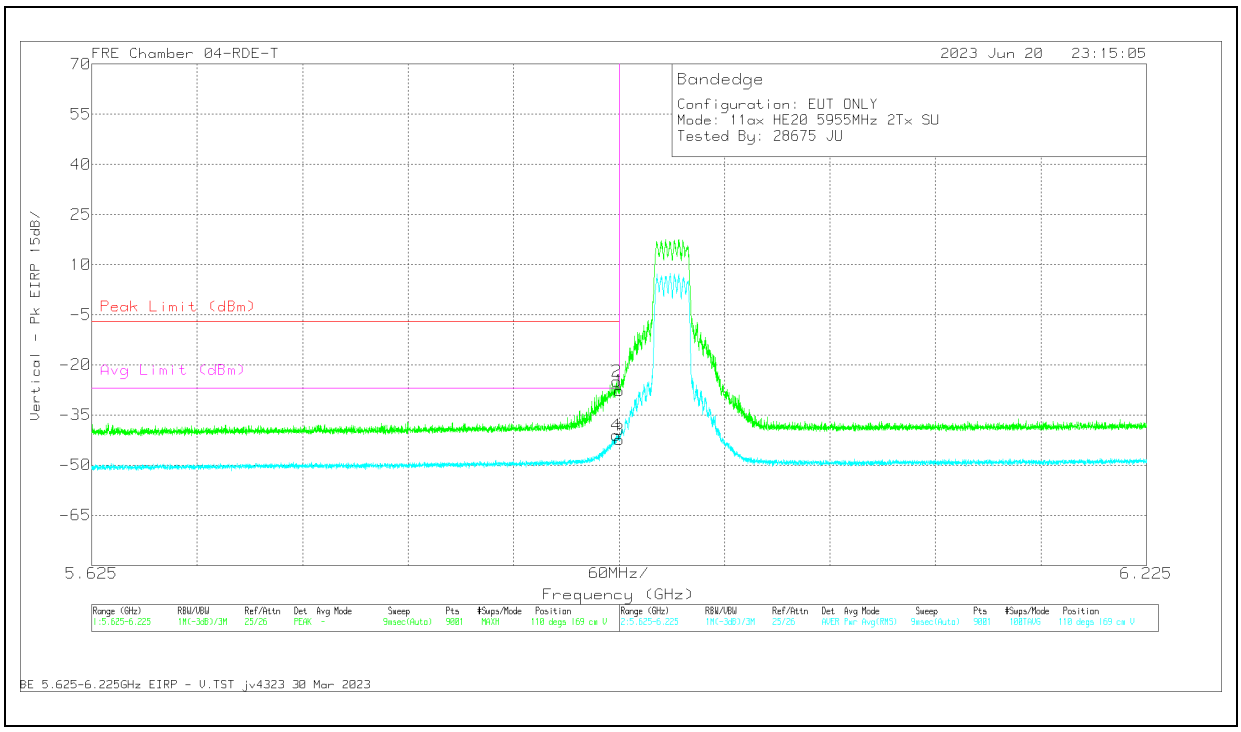

Marker	Frequency (GHz)	Meter Reading (dBm)	Det	226673 ACF (dB) 3mH	Conversion Factor (dB)	DCCF (dB)	Gain/Loss (dB)	Corrected Reading EIRP	Peak Limit (dBm)	PK Margin (dB)	Avg Limit (dBm)	RMS Margin (dB)	Azimuth (Degs)	Height (cm)	Polarity
1	5.925	-40.41	Pk	35.1	11.8	0	-34.25	-27.76	-7	-20.76	-	-	110	169	V
2	5.923868	-37.5	Pk	35.1	11.8	0	-34.27	-24.87	-7	-17.87	-	-	110	169	V
3	5.925	-55.15	RMS	35.1	11.8	.39	-34.25	-42.11	-	-	-27	-15.11	110	169	V
4	5.923535	-53.82	RMS	35.1	11.8	.39	-34.27	-40.8	-	-	-27	-13.8	110	169	V

Pk - Peak detector
RMS - RMS detection

UL VERIFICATION SERVICES
47173 Benicia Street, Fremont, CA 94538; USA TEL:(510) 319-4000 FAX:(510) 661-0888
This report shall not be reproduced except in full, without the written approval of UL VERIFICATION SERVICES

HARMONICS AND SPURIOUS EMISSSIONS

LOW CHANNEL

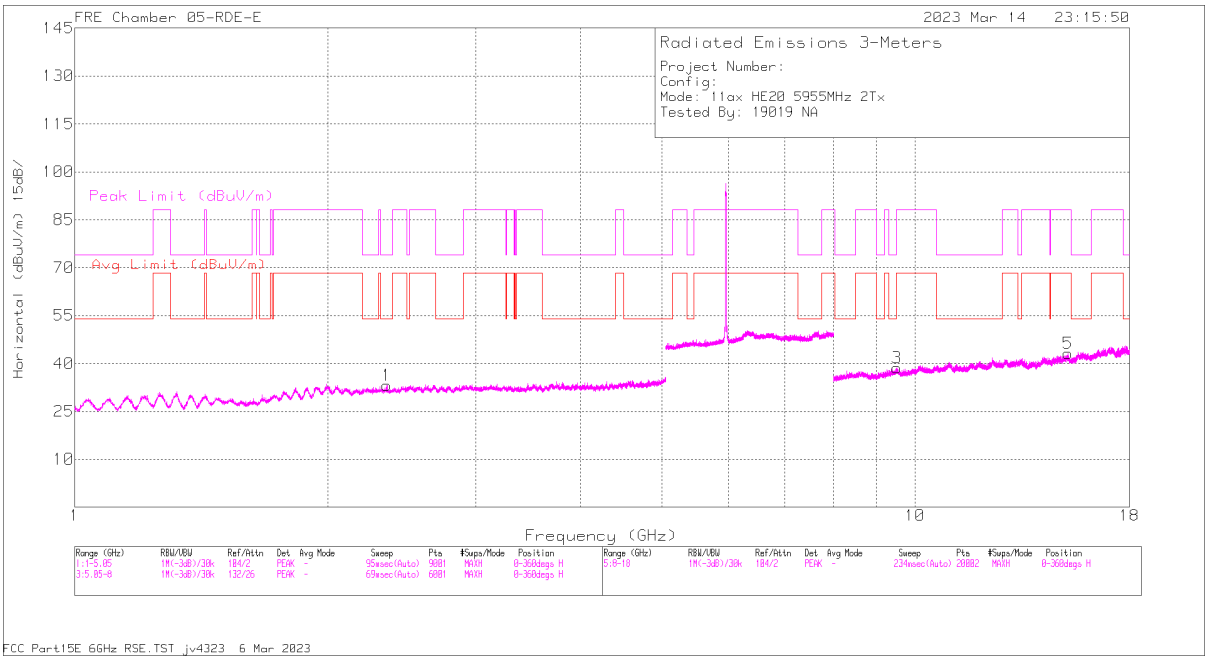

HORIZONTAL

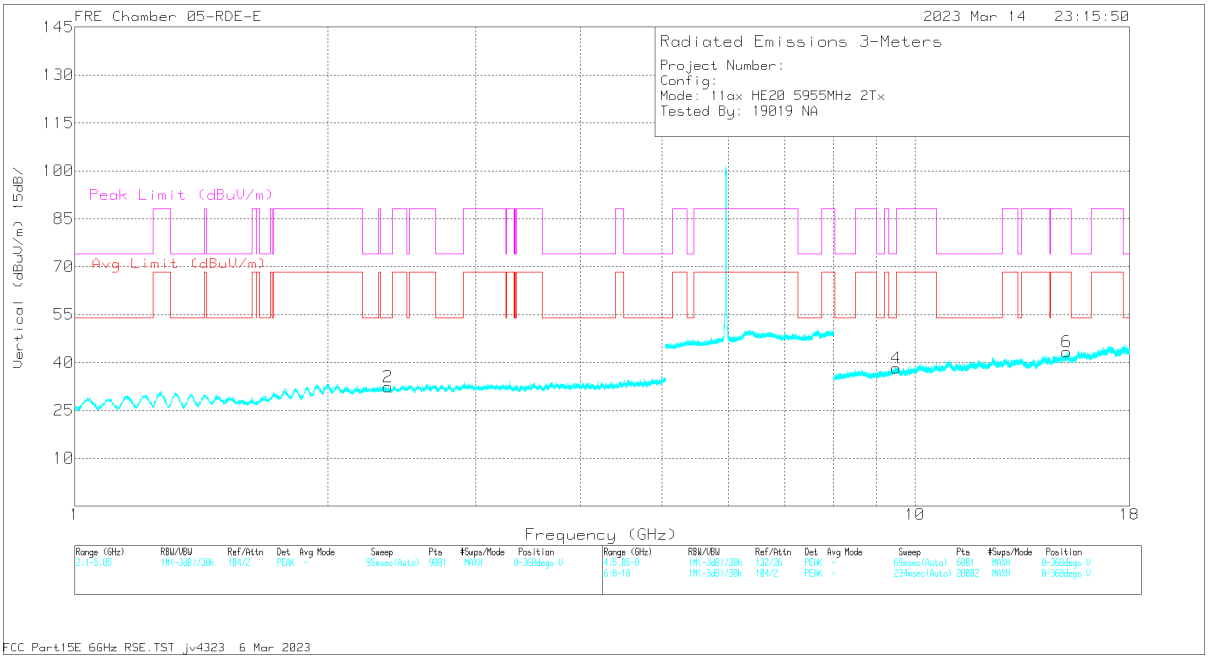

VERTICAL

UL VERIFICATION SERVICES
47173 Benicia Street, Fremont, CA 94538; USA TEL:(510) 319-4000 FAX:(510) 661-0888
This report shall not be reproduced except in full, without the written approval of UL VERIFICATION SERVICES

RADIATED EMISSIONS

Marker	Frequency (GHz)	Meter Reading (dBuV)	Det	226671 ACF (dB) 3mH	Gain/Loss (dB)	Corrected Reading (dBuV/m)	Avg Limit (dBuV/m)	Margin (dB)	Peak Limit (dBuV/m)	PK Margin (dB)	Azimuth (Degs)	Height (cm)	Polarity
1	* 2.349384	60.44	PK-U	31.8	-50.28	41.96	-	-	74	-32.04	353	112	H
	* 2.349012	48.97	ADR	31.8	-50.29	30.48	54	-23.52	-	-	353	112	H
2	* 2.359308	60.3	PK-U	31.8	-50.18	41.92	-	-	74	-32.08	305	178	V
	* 2.359493	48.74	ADR	31.8	-50.18	30.36	54	-23.64	-	-	305	178	V
3	9.526342	56.95	PK-U	36.6	-45.98	47.57	68.2	-20.63	88.2	-40.63	238	143	H
4	9.507647	57.35	PK-U	36.6	-45.92	48.03	68.2	-20.17	88.2	-40.17	189	134	V
5	15.217009	55.73	PK-U	39.9	-42.78	52.85	68.2	-15.35	88.2	-35.35	209	122	H
6	15.169732	56.01	PK-U	39.8	-43.32	52.49	68.2	-15.71	88.2	-35.71	111	170	V

* - indicates frequency in CFR47 Pt 15 / IC RSS-Restricted Band
PK-U - U-NII: Maximum Peak
ADR - U-NII AD primary method, RMS average

UL VERIFICATION SERVICES
47173 Benicia Street, Fremont, CA 94538; USA TEL:(510) 319-4000 FAX:(510) 661-0888
This report shall not be reproduced except in full, without the written approval of UL VERIFICATION SERVICES

MID CHANNEL

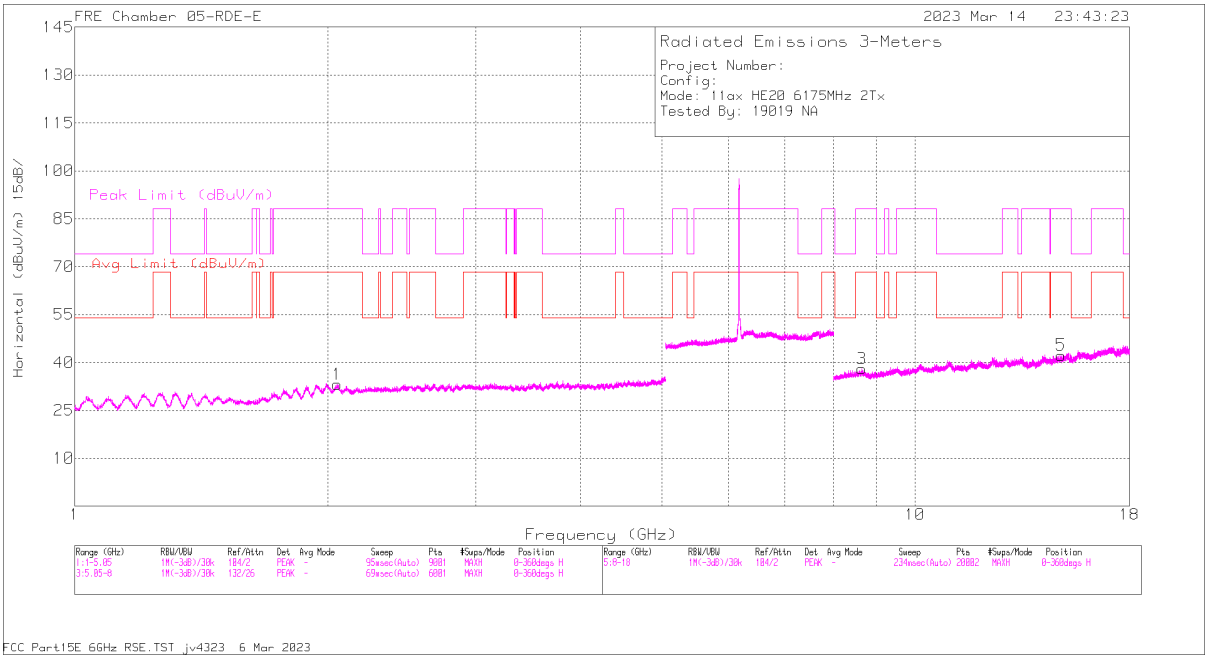

HORIZONTAL

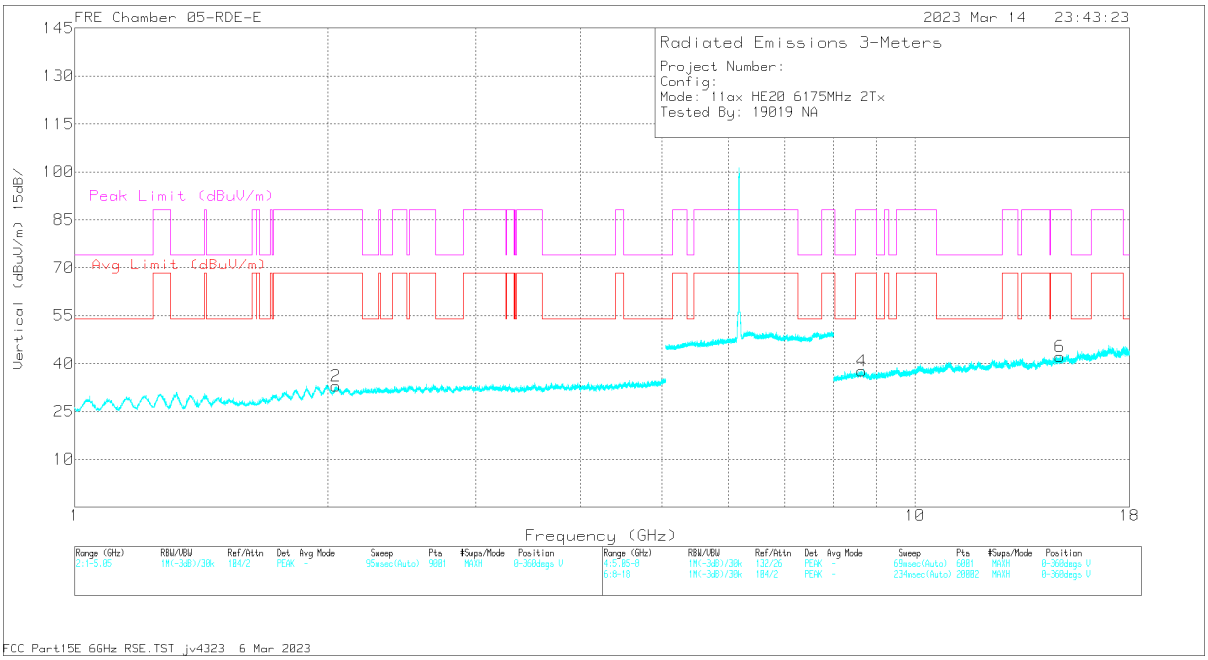

VERTICAL

UL VERIFICATION SERVICES
47173 Benicia Street, Fremont, CA 94538; USA TEL:(510) 319-4000 FAX:(510) 661-0888
This report shall not be reproduced except in full, without the written approval of UL VERIFICATION SERVICES

RADIATED EMISSIONS

Marker	Frequency (GHz)	Meter Reading (dBuV)	Det	226671 ACF (dB) 3mH	Gain/Loss (dB)	Corrected Reading (dBuV/m)	Avg Limit (dBuV/m)	Margin (dB)	Peak Limit (dBuV/m)	PK Margin (dB)	Azimuth (Degs)	Height (cm)	Polarity
1	2.050483	61.44	PK-U	31.5	-50.33	42.61	68.2-	-25.59	88.2	-45.59	8	108	H
2	2.046548	61.34	PK-U	31.6	-50.32	42.62	68.2-	-25.58	88.2	-45.58	15	114	V
3	8.639111	55.93	PK-U	35.8	-44.5	47.23	68.2-	-20.97	88.2	-40.97	43	156	H
4	8.638619	55.92	PK-U	35.8	-44.51	47.21	68.2-	-20.99	88.2	-40.99	39	119	V
5	14.916756	56.25	PK-U	39.8	-43.98	52.07	68.2-	-16.13	88.2	-36.13	54	144	H
6	14.873406	56.12	PK-U	39.8	-44.27	51.65	68.2-	-16.55	88.2	-36.55	24	104	V

PK-U - U-NII: Maximum Peak
ADR - U-NII AD primary method, RMS average

UL VERIFICATION SERVICES
47173 Benicia Street, Fremont, CA 94538; USA TEL:(510) 319-4000 FAX:(510) 661-0888
This report shall not be reproduced except in full, without the written approval of UL VERIFICATION SERVICES

HIGH CHANNEL

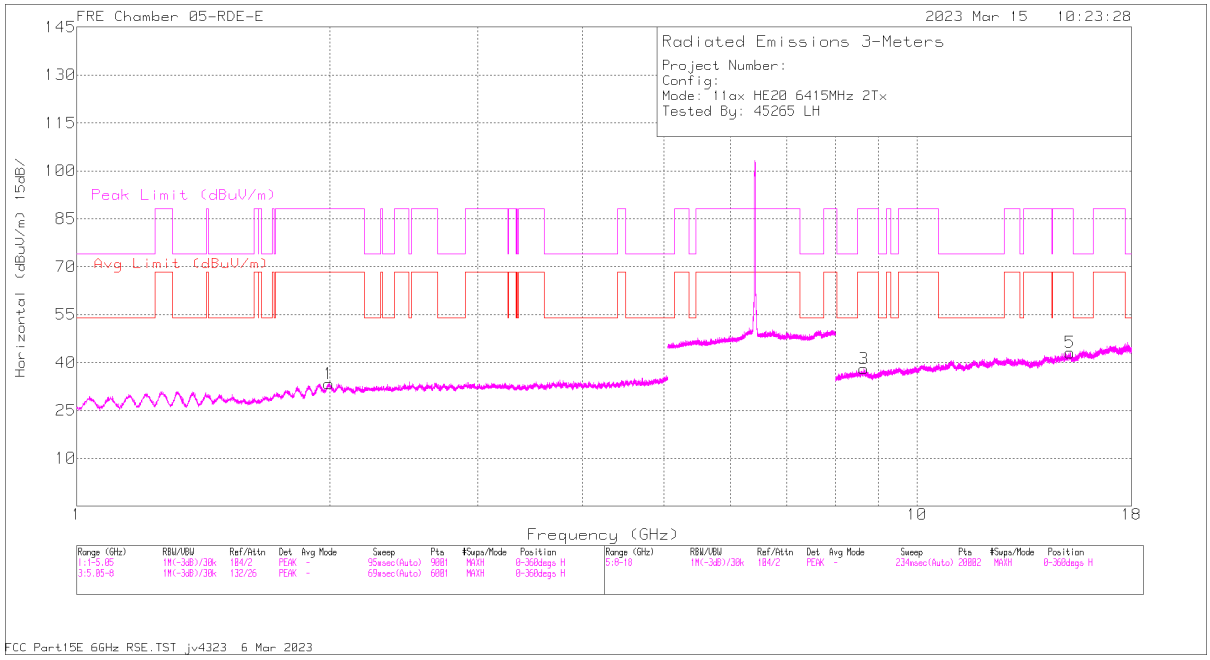

HORIZONTAL

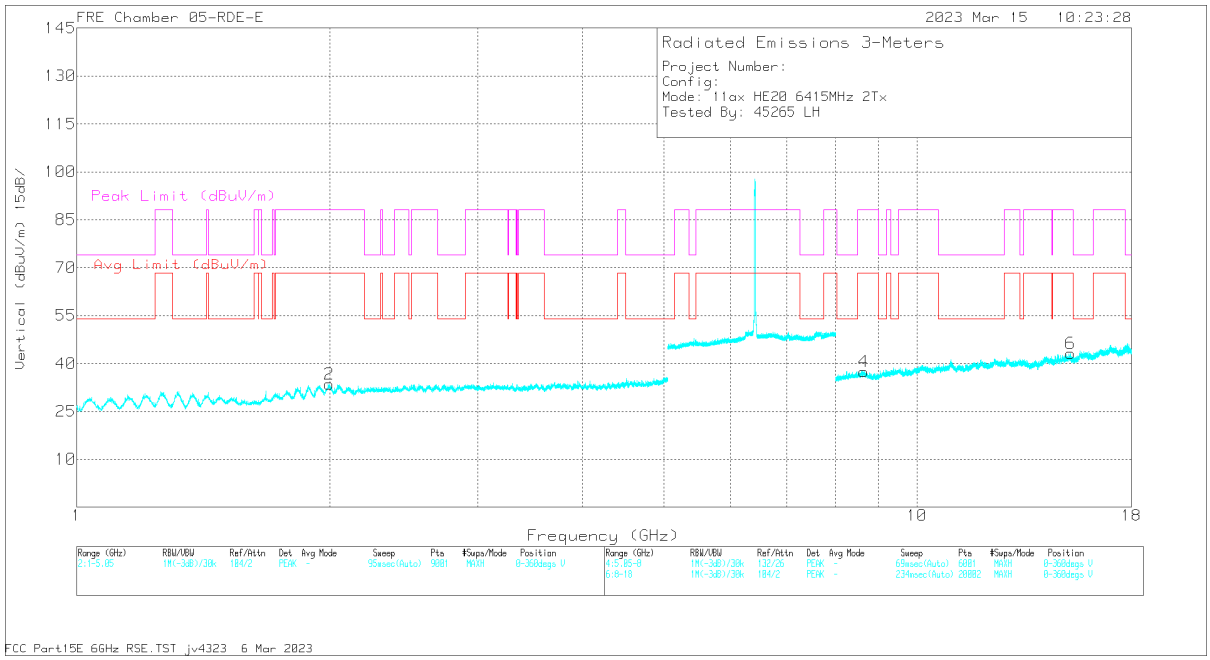

VERTICAL

UL VERIFICATION SERVICES
47173 Benicia Street, Fremont, CA 94538; USA TEL:(510) 319-4000 FAX:(510) 661-0888
This report shall not be reproduced except in full, without the written approval of UL VERIFICATION SERVICES

RADIATED EMISSIONS

Marker	Frequency (GHz)	Meter Reading (dBuV)	Det	226671 ACF (dB) 3mH	Gain/Loss (dB)	Corrected Reading (dBuV/m)	Avg Limit (dBuV/m)	Margin (dB)	Peak Limit (dBuV/m)	PK Margin (dB)	Azimuth (Degs)	Height (cm)	Polarity
1	1.99672	62.26	PK-U	31.6	-50.46	43.4	-	-	88.2	-44.8	0	200	H
	1.994345	50.91	ADR	31.6	-50.52	31.99	68.2	-36.21	-	-	0	200	H
2	1.997052	62.1	PK-U	31.6	-50.45	43.25	-	-	88.2	-44.95	0	101	V
	1.998456	50.69	ADR	31.6	-50.41	31.88	68.2	-36.32	-	-	0	101	V
3	8.640658	56.33	PK-U	35.8	-44.48	47.65	-	-	88.2	-40.55	0	101	H
	8.643655	44.74	ADR	35.8	-44.49	36.05	68.2	-32.15	-	-	0	101	H
4	8.645818	56.31	PK-U	35.8	-44.5	47.61	-	-	88.2	-40.59	0	101	V
	8.646902	44.68	ADR	35.8	-44.51	35.97	68.2	-32.23	-	-	0	101	V
5	15.209658	56.18	PK-U	39.9	-43.07	53.01	-	-	88.2	-35.19	0	199	H
	15.209795	44.05	ADR	39.9	-43.06	40.89	68.2	-27.31	-	-	0	199	H
6	15.228202	55.96	PK-U	39.9	-42.74	53.12	-	-	88.2	-35.08	0	199	V
	15.230904	43.87	ADR	39.9	-42.74	41.03	68.2	-27.17	-	-	0	199	V

* - indicates frequency in CFR47 Pt 15 / IC RSS-Restricted Band
PK-U - U-NII: Maximum Peak
ADR - U-NII AD primary method, RMS average

UL VERIFICATION SERVICES
47173 Benicia Street, Fremont, CA 94538; USA TEL:(510) 319-4000 FAX:(510) 661-0888
This report shall not be reproduced except in full, without the written approval of UL VERIFICATION SERVICES

1.1.1. TX ABOVE 1 GHz 802.11ax HE40 MODE IN THE UNII-5 BAND

1TX Antenna 6 MODE: 26-Tone, RU Index 0

BANDEDGE (LOW CHANNEL)

HORIZONTAL RESULT

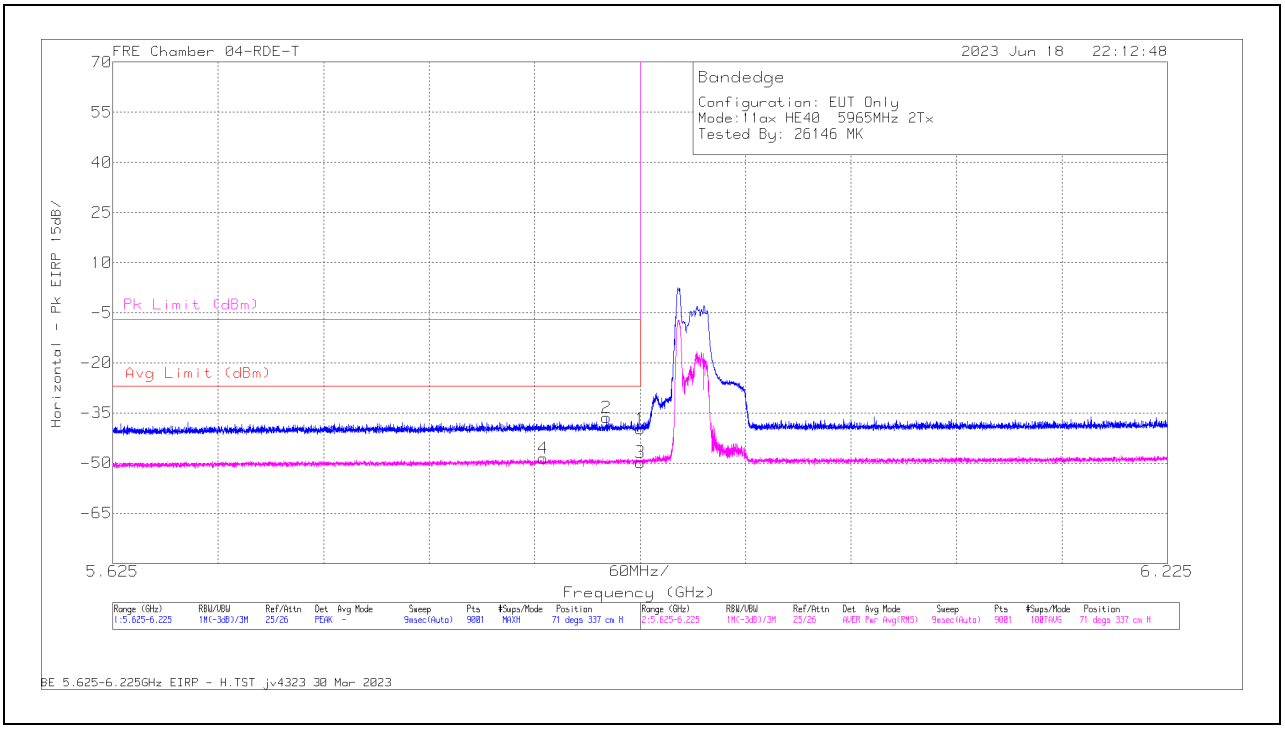

Marker	Frequency (GHz)	Meter Reading (dBm)	Det	226673 ACF (dB) 3mH	Conversion Factor (dB)	DCCF (dB)	Gain/Loss (dB)	Corrected Reading EIRP	Avg Limit (dBm)	RMS Margin (dB)	Pk Limit (dBm)	PK Margin (dB)	Azimuth (Degs)	Height (cm)	Polarity
1	5.925	-52.38	Pk	35.1	11.8	0	-34.25	-39.73	-	-	-7	-32.73	71	337	H
2	5.906001	-48.91	Pk	35	11.8	0	-34.3	-36.41	-	-	-7	-29.41	71	337	H
4	5.869868	-61.55	RMS	35	11.8	.52	-34.35	-48.58	-27	-21.58	-	-	71	337	H
3	5.925	-62.92	RMS	35.1	11.8	.52	-34.25	-49.75	-27	-22.75	-	-	71	337	H

Pk - Peak detector
RMS - RMS detection

UL VERIFICATION SERVICES
47173 Benicia Street, Fremont, CA 94538; USA TEL:(510) 319-4000 FAX:(510) 661-0888
This report shall not be reproduced except in full, without the written approval of UL VERIFICATION SERVICES

VERTICAL RESULT

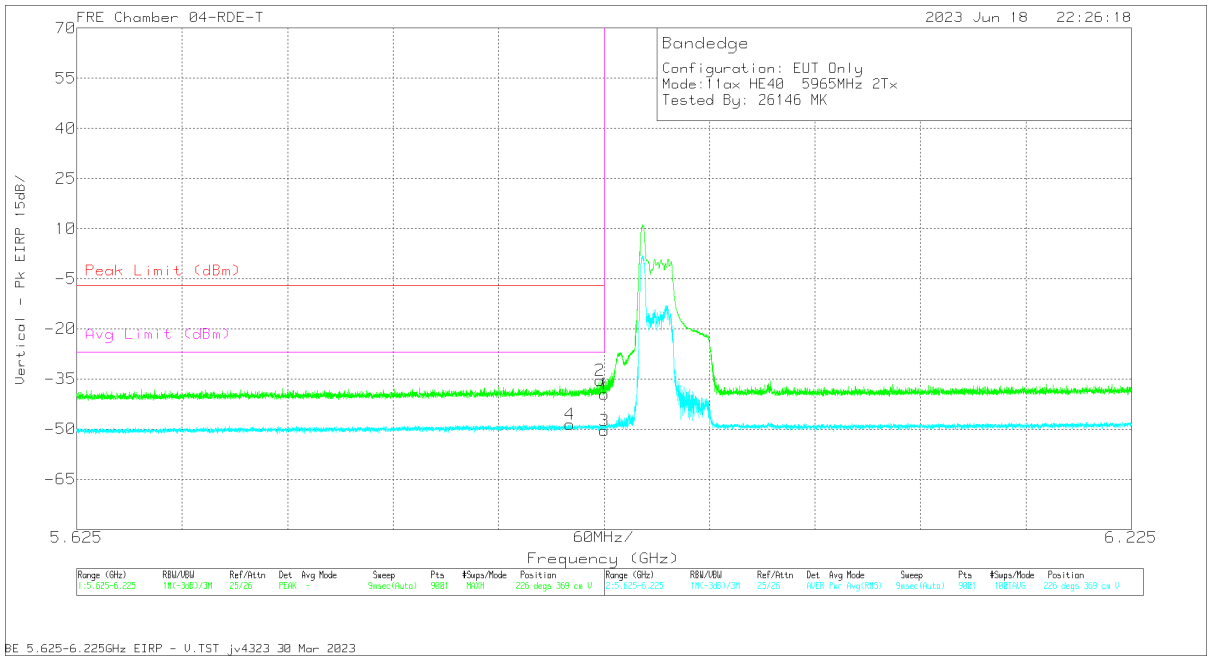

Marker	Frequency (GHz)	Meter Reading (dBm)	Det	226673 ACF (dB) 3mH	Conversion Factor (dB)	DCCF (dB)	Gain/Loss (dB)	Corrected Reading EIRP	Peak Limit (dBm)	PK Margin (dB)	Avg Limit (dBm)	RMS Margin (dB)	Azimuth (Degs)	Height (cm)	Polarity
1	5.925	-52.11	Pk	35.1	11.8	0	-34.25	-39.46	-7	-32.46	-	-	226	369	V
2	5.922735	-48.08	Pk	35.1	11.8	0	-34.27	-35.45	-7	-28.45	-	-	226	369	V
3	5.925	-63.58	RMS	35.1	11.8	.52	-34.25	-50.41	-	-	-27	-23.41	226	369	V
4	5.905668	-61.52	RMS	35	11.8	.52	-34.3	-48.5	-	-	-27	-21.5	226	369	V

Pk - Peak detector
RMS - RMS detection

UL VERIFICATION SERVICES
47173 Benicia Street, Fremont, CA 94538; USA TEL:(510) 319-4000 FAX:(510) 661-0888
This report shall not be reproduced except in full, without the written approval of UL VERIFICATION SERVICES

1TX Antenna 6 MODE: SU, Single User

BANDEDGE (LOW CHANNEL)

HORIZONTAL RESULT

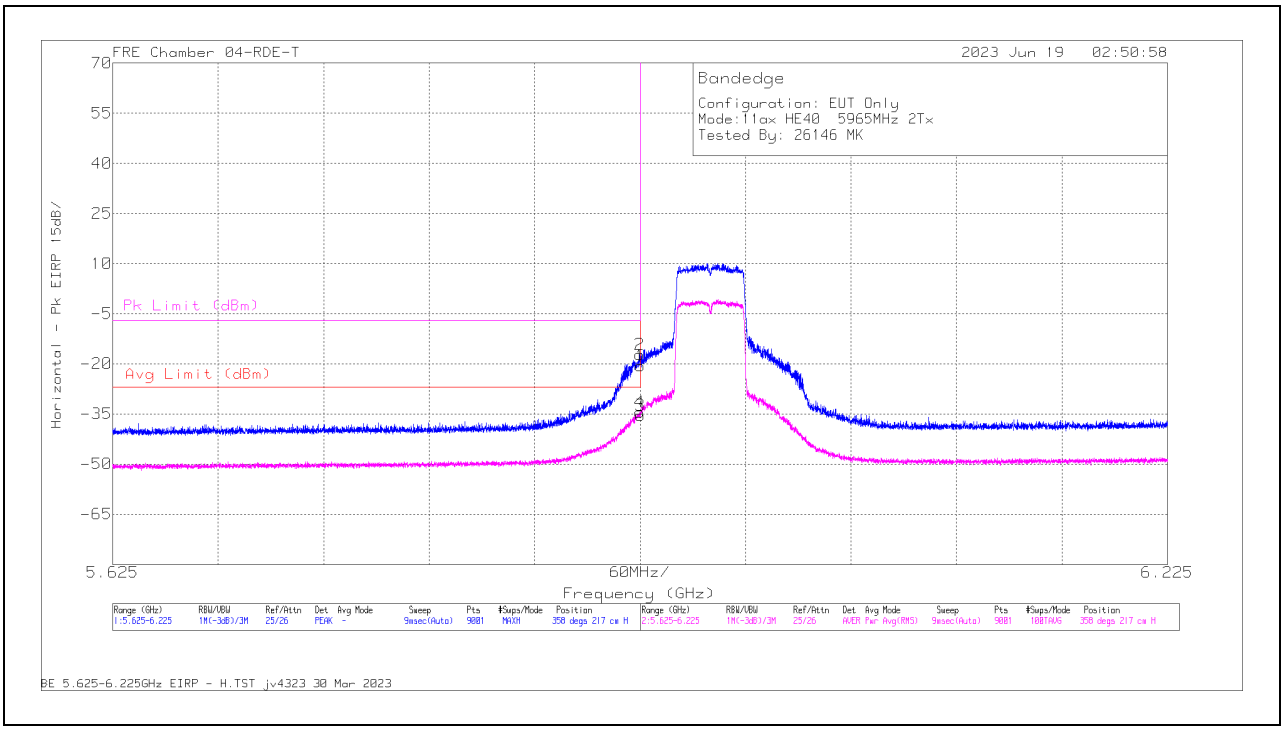

Marker	Frequency (GHz)	Meter Reading (dBm)	Det	226673 ACF (dB) 3mH	Conversion Factor (dB)	DCCF (dB)	Gain/Loss (dB)	Corrected Reading EIRP	Avg Limit (dBm)	RMS Margin (dB)	Pk Limit (dBm)	PK Margin (dB)	Azimuth (Degs)	Height (cm)	Polarity
1	5.925	-33.27	Pk	35.1	11.8	0	-34.25	-20.62	-	-	-7	-13.62	358	217	H
2	5.924868	-29.82	Pk	35.1	11.8	0	-34.25	-17.17	-	-	-7	-10.17	358	217	H
3	5.925	-48.37	RMS	35.1	11.8	.32	-34.25	-35.4	-27	-8.4	-	-	358	217	H
4	5.924735	-47.37	RMS	35.1	11.8	.32	-34.26	-34.41	-27	-7.41	-	-	358	217	H

Pk - Peak detector
RMS - RMS detection

UL VERIFICATION SERVICES
47173 Benicia Street, Fremont, CA 94538; USA TEL:(510) 319-4000 FAX:(510) 661-0888
This report shall not be reproduced except in full, without the written approval of UL VERIFICATION SERVICES

VERTICAL RESULT

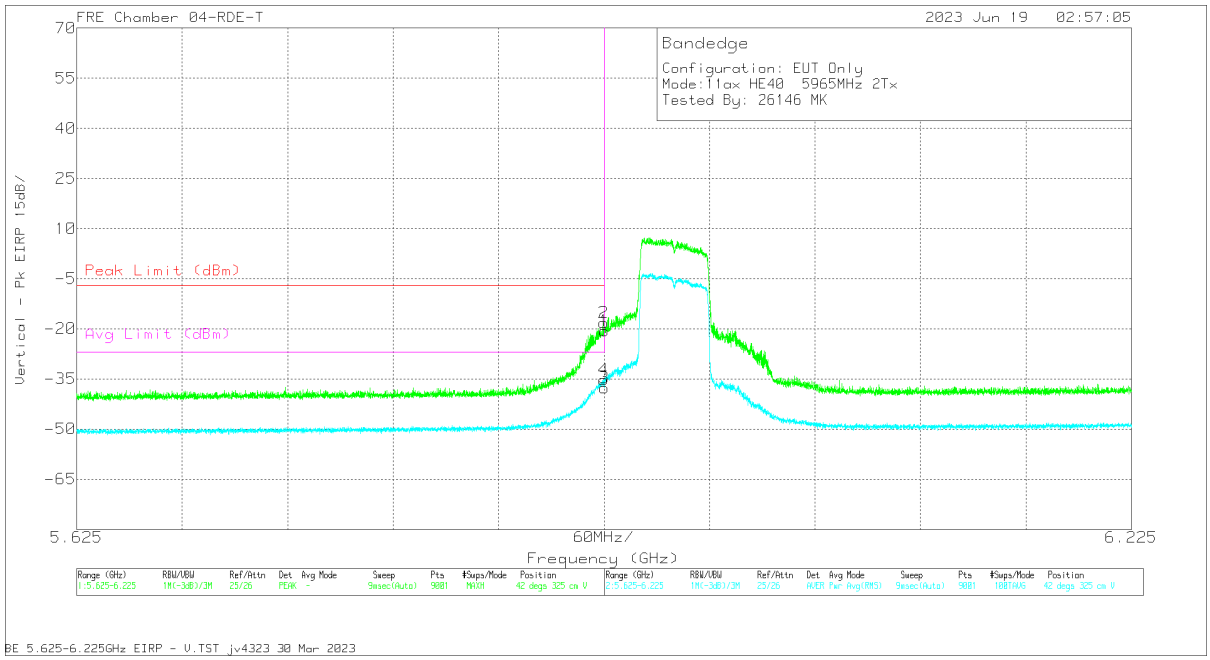

Marker	Frequency (GHz)	Meter Reading (dBm)	Det	226673 ACF (dB) 3mH	Conversion Factor (dB)	DCCF (dB)	Gain/Loss (dB)	Corrected Reading EIRP	Peak Limit (dBm)	PK Margin (dB)	Avg Limit (dBm)	RMS Margin (dB)	Azimuth (Degs)	Height (cm)	Polarity
1	5.925	-33.16	Pk	35.1	11.8	0	-34.25	-20.51	-7	-13.51	-	-	42	325	V
2	5.924868	-30.85	Pk	35.1	11.8	0	-34.25	-18.2	-7	-11.2	-	-	42	325	V
3	5.925	-50.66	RMS	35.1	11.8	.32	-34.25	-37.69	-	-	-27	-10.69	42	325	V
4	5.924802	-48.24	RMS	35.1	11.8	.32	-34.25	-35.27	-	-	-27	-8.27	42	325	V

Pk - Peak detector
RMS - RMS detection

UL VERIFICATION SERVICES
47173 Benicia Street, Fremont, CA 94538; USA TEL:(510) 319-4000 FAX:(510) 661-0888
This report shall not be reproduced except in full, without the written approval of UL VERIFICATION SERVICES

1TX Antenna 5 MODE: 26-Tone, RU Index 0

BANDEDGE (LOW CHANNEL)

HORIZONTAL RESULT

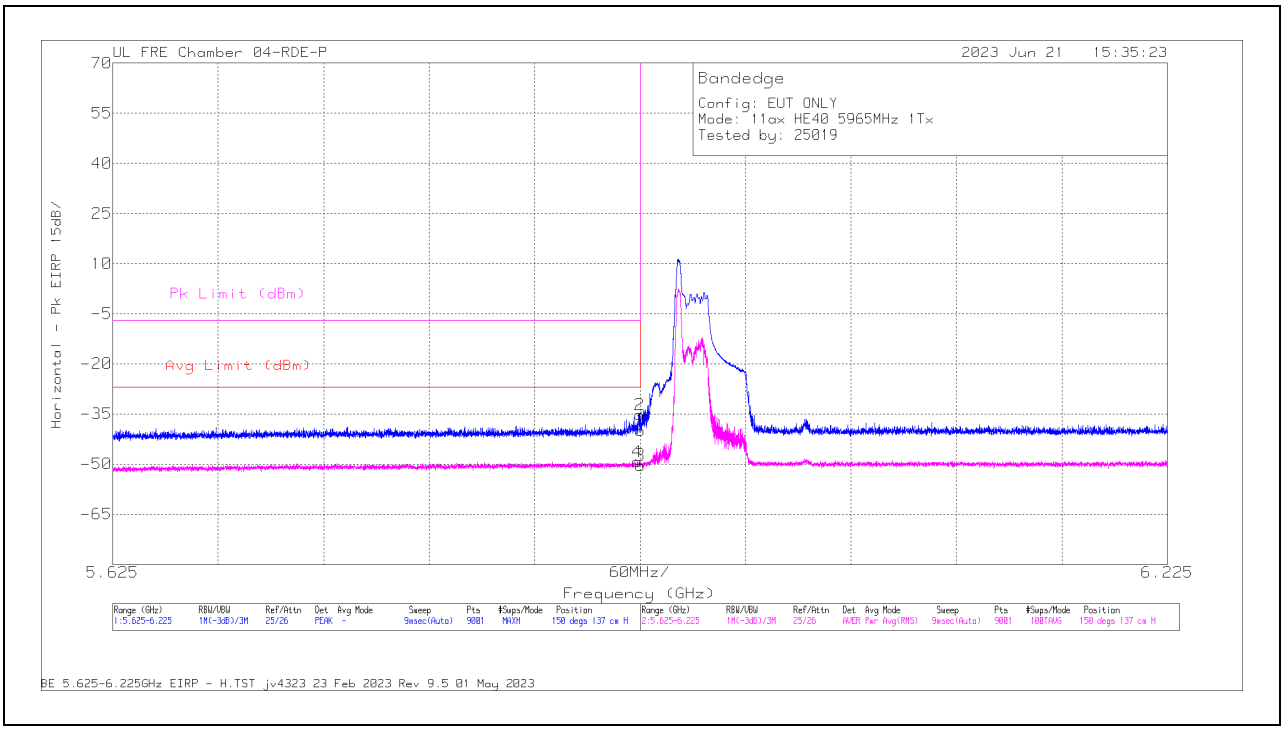

Marker	Frequency (GHz)	Meter Reading (dBm)	Det	222740 ACF(dB) - 3mH	Conversion Factor (dB)	DCCF (dB)	Gain/Loss (dB)	Corrected Reading EIRP	Avg Limit (dBm)	RMS Margin (dB)	Pk Limit (dBm)	PK Margin (dB)	Azimuth (Degs)	Height (cm)	Polarity
1	5.925	-50.24	Pk	34.9	11.8	0	-36.28	-39.82	-	-	-7	-32.82	150	137	H
2	5.924868	-45.62	Pk	34.9	11.8	0	-36.28	-35.2	-	-	-7	-28.2	150	137	H
3	5.925	-61.27	RMS	34.9	11.8	.52	-36.28	-50.33	-27	-23.33	-	-	150	137	H
4	5.923401	-60.32	RMS	34.9	11.8	.52	-36.22	-49.32	-27	-22.32	-	-	150	137	H

Pk - Peak detector
RMS - RMS detection

UL VERIFICATION SERVICES
47173 Benicia Street, Fremont, CA 94538; USA TEL:(510) 319-4000 FAX:(510) 661-0888
This report shall not be reproduced except in full, without the written approval of UL VERIFICATION SERVICES

VERTICAL RESULT

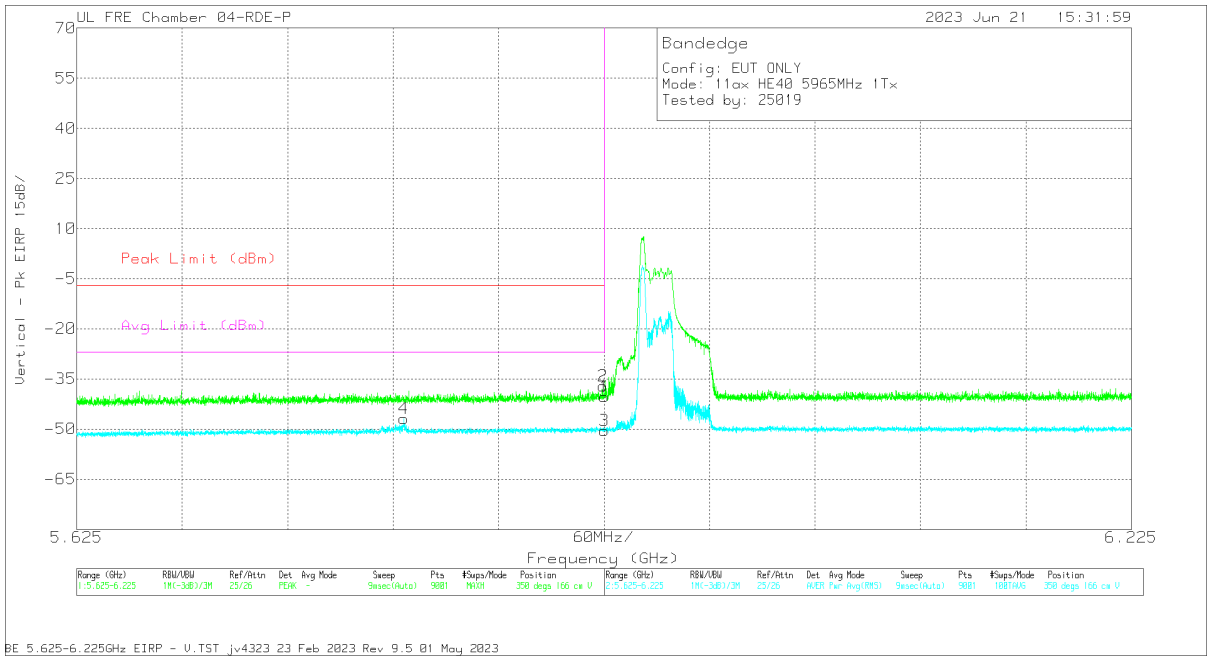

Marker	Frequency (GHz)	Meter Reading (dBm)	Det	222740 ACF(dB) - 3mH	Conversion Factor (dB)	DCCF (dB)	Gain/Loss (dB)	Corrected Reading EIRP	Peak Limit (dBm)	PK Margin (dB)	Avg Limit (dBm)	RMS Margin (dB)	Azimuth (Degs)	Height (cm)	Polarity
1	5.925	-50.78	Pk	34.9	11.8	0	-36.28	-40.36	-7	-33.36	-	-	350	166	V
2	5.924268	-47.57	Pk	34.9	11.8	0	-36.27	-37.14	-7	-30.14	-	-	350	166	V
3	5.925	-61.41	RMS	34.9	11.8	.52	-36.28	-50.47	-	-	-27	-23.47	350	166	V
4	5.811201	-57.03	RMS	34.6	11.8	.52	-36.75	-46.86	-	-	-27	-19.86	350	166	V

Pk - Peak detector
RMS - RMS detection

UL VERIFICATION SERVICES
47173 Benicia Street, Fremont, CA 94538; USA TEL:(510) 319-4000 FAX:(510) 661-0888
This report shall not be reproduced except in full, without the written approval of UL VERIFICATION SERVICES

1TX Antenna 5 MODE: SU, Single User

BANDEDGE (LOW CHANNEL)

HORIZONTAL RESULT

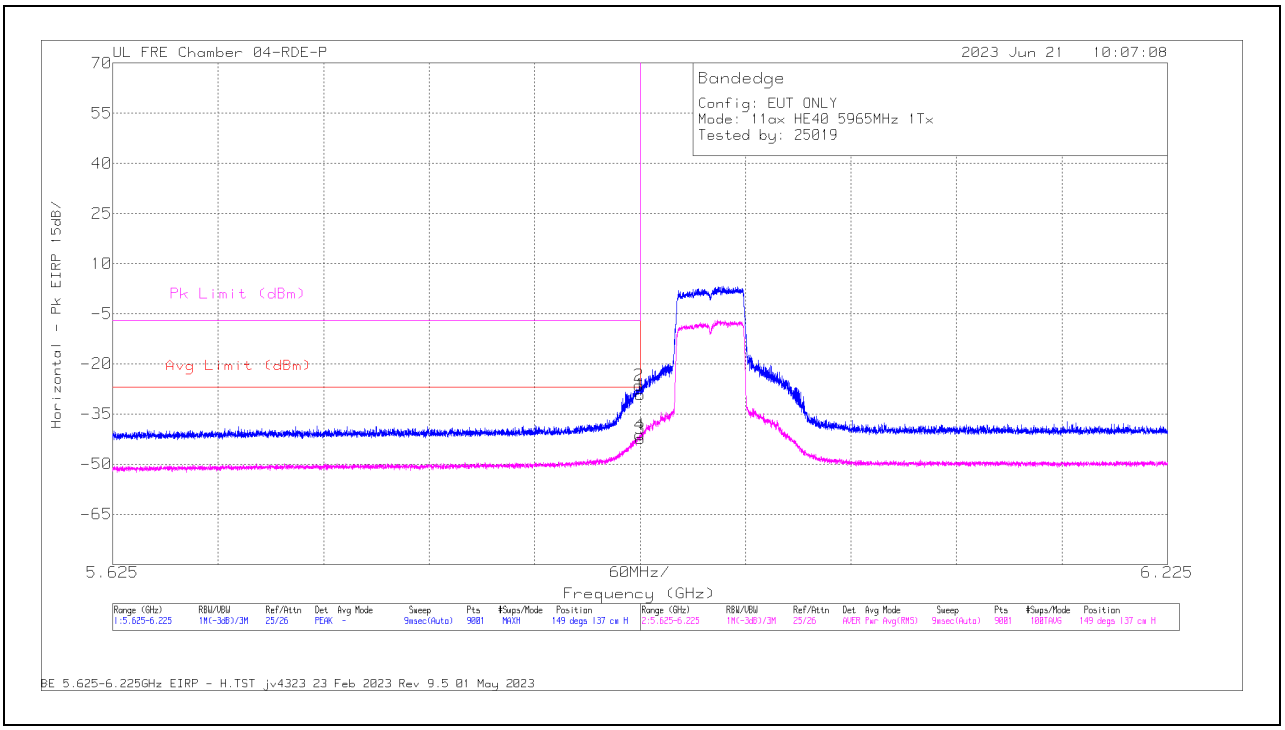

Marker	Frequency (GHz)	Meter Reading (dBm)	Det	222740 ACF(dB) - 3mH	Conversion Factor (dB)	DCCF (dB)	Gain/Loss (dB)	Corrected Reading EIRP	Avg Limit (dBm)	RMS Margin (dB)	Pk Limit (dBm)	PK Margin (dB)	Azimuth (Degs)	Height (cm)	Polarity
1	5.925	-39.57	Pk	34.9	11.8	0	-36.28	-29.15	-	-	-7	-22.15	149	137	H
2	5.924402	-36.8	Pk	34.9	11.8	0	-36.27	-26.37	-	-	-7	-19.37	149	137	H
3	5.925	-53.36	RMS	34.9	11.8	.32	-36.28	-42.62	-27	-15.62	-	-	149	137	H
4	5.924802	-52.31	RMS	34.9	11.8	.32	-36.28	-41.57	-27	-14.57	-	-	149	137	H

Pk - Peak detector
RMS - RMS detection

UL VERIFICATION SERVICES
47173 Benicia Street, Fremont, CA 94538; USA TEL:(510) 319-4000 FAX:(510) 661-0888
This report shall not be reproduced except in full, without the written approval of UL VERIFICATION SERVICES

VERTICAL RESULT

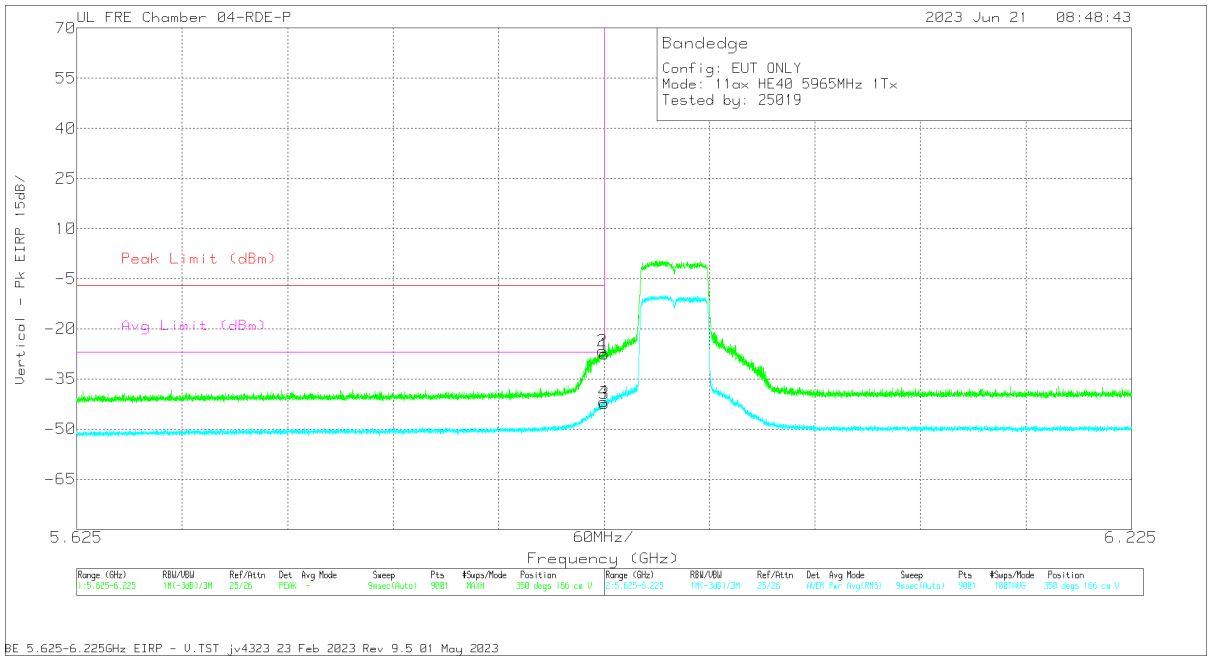

Marker	Frequency (GHz)	Meter Reading (dBm)	Det	222740 ACF(dB) - 3mH	Conversion Factor (dB)	DCCF (dB)	Gain/Loss (dB)	Corrected Reading EIRP	Peak Limit (dBm)	PK Margin (dB)	Avg Limit (dBm)	RMS Margin (dB)	Azimuth (Degs)	Height (cm)	Polarity
1	5.925	-37.93	Pk	34.9	11.8	0	-36.28	-27.51	-7	-20.51	-	-	350	166	V
2	5.924135	-36.99	Pk	34.9	11.8	0	-36.27	-26.56	-7	-19.56	-	-	350	166	V
3	5.925	-53.32	RMS	34.9	11.8	.32	-36.28	-42.58	-	-	-27	-15.58	350	166	V
4	5.924868	-52.87	RMS	34.9	11.8	.32	-36.28	-42.13	-	-	-27	-15.13	350	166	V

Pk - Peak detector
RMS - RMS detection

UL VERIFICATION SERVICES
47173 Benicia Street, Fremont, CA 94538; USA TEL:(510) 319-4000 FAX:(510) 661-0888
This report shall not be reproduced except in full, without the written approval of UL VERIFICATION SERVICES

2TX Antenna 6 + Antenna 5 OFDMA MODE: 26-Tone, RU Index 0

BANDEDGE (LOW CHANNEL)

HORIZONTAL RESULT

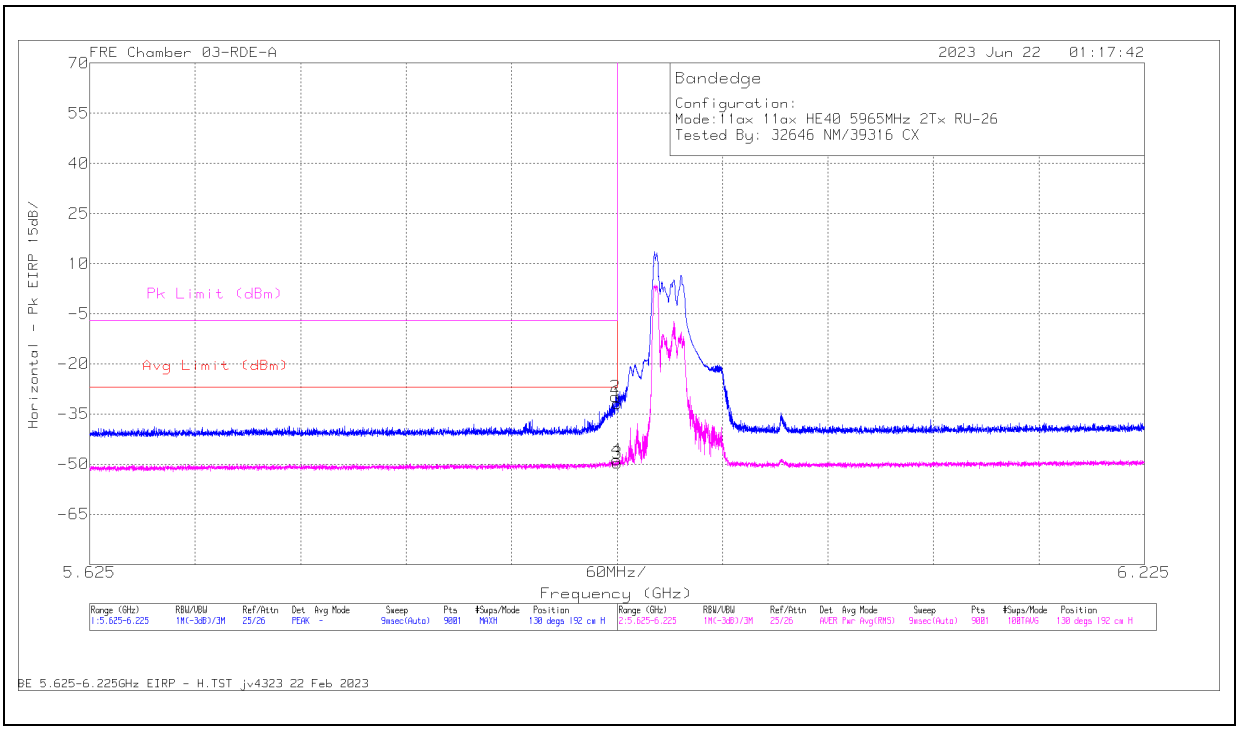

Marker	Frequency (GHz)	Meter Reading (dBm)	Det	230299 ACF (dB/m)	Conversion Factor (dB)	DCCF (dB)	Gain/Loss (dB)	Corrected Reading EIRP	Avg Limit (dBm)	RMS Margin (dB)	Pk Limit (dBm)	PK Margin (dB)	Azimuth (Degs)	Height (cm)	Polarity
1	5.925	-41.64	Pk	35.3	11.8	0	-37.32	-31.86	-	-	-7	-24.86	130	192	H
2	5.924202	-39.53	Pk	35.3	11.8	0	-37.32	-29.75	-	-	-7	-22.75	130	192	H
3	5.925	-59.96	RMS	35.3	11.8	.52	-37.32	-49.66	-27	-22.66	-	-	130	192	H
4	5.924802	-59.02	RMS	35.3	11.8	.52	-37.32	-48.72	-27	-21.72	-	-	130	192	H

Pk - Peak detector
RMS - RMS detection

UL VERIFICATION SERVICES
47173 Benicia Street, Fremont, CA 94538; USA TEL:(510) 319-4000 FAX:(510) 661-0888
This report shall not be reproduced except in full, without the written approval of UL VERIFICATION SERVICES

VERTICAL RESULT

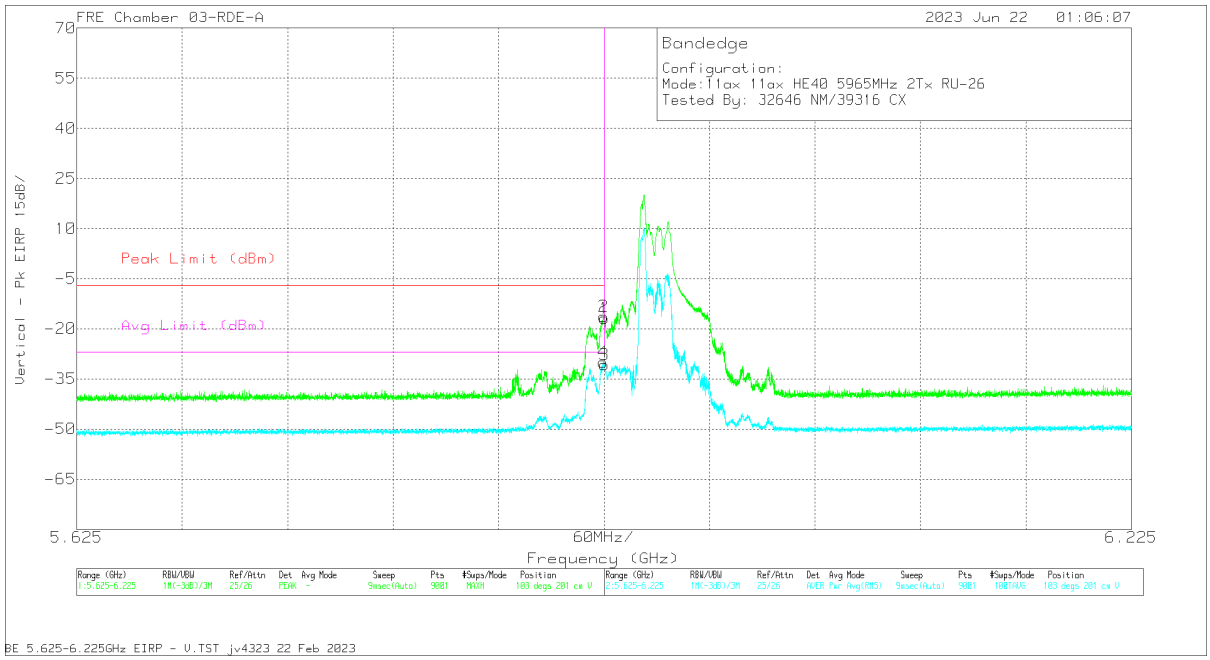

Marker	Frequency (GHz)	Meter Reading (dBm)	Det	230299 ACF (dB/m)	Conversion Factor (dB)	DCCF (dB)	Gain/Loss (dB)	Corrected Reading EIRP	Peak Limit (dBm)	PK Margin (dB)	Avg Limit (dBm)	RMS Margin (dB)	Azimuth (Degs)	Height (cm)	Polarity
1	5.925	-26.56	Pk	35.3	11.8	0	-37.32	-16.78	-7	-9.78	-	-	103	201	V
2	5.924802	-25.97	Pk	35.3	11.8	0	-37.32	-16.19	-7	-9.19	-	-	103	201	V
3	5.925	-40.94	RMS	35.3	11.8	.52	-37.32	-30.64	-	-	-27	-3.64	103	201	V
4	5.924535	-40.23	RMS	35.3	11.8	.52	-37.32	-29.93	-	-	-27	-2.93	103	201	V

Pk - Peak detector
RMS - RMS detection

UL VERIFICATION SERVICES
47173 Benicia Street, Fremont, CA 94538; USA TEL:(510) 319-4000 FAX:(510) 661-0888
This report shall not be reproduced except in full, without the written approval of UL VERIFICATION SERVICES

HARMONICS AND SPURIOUS EMISSIONS

LOW CHANNEL

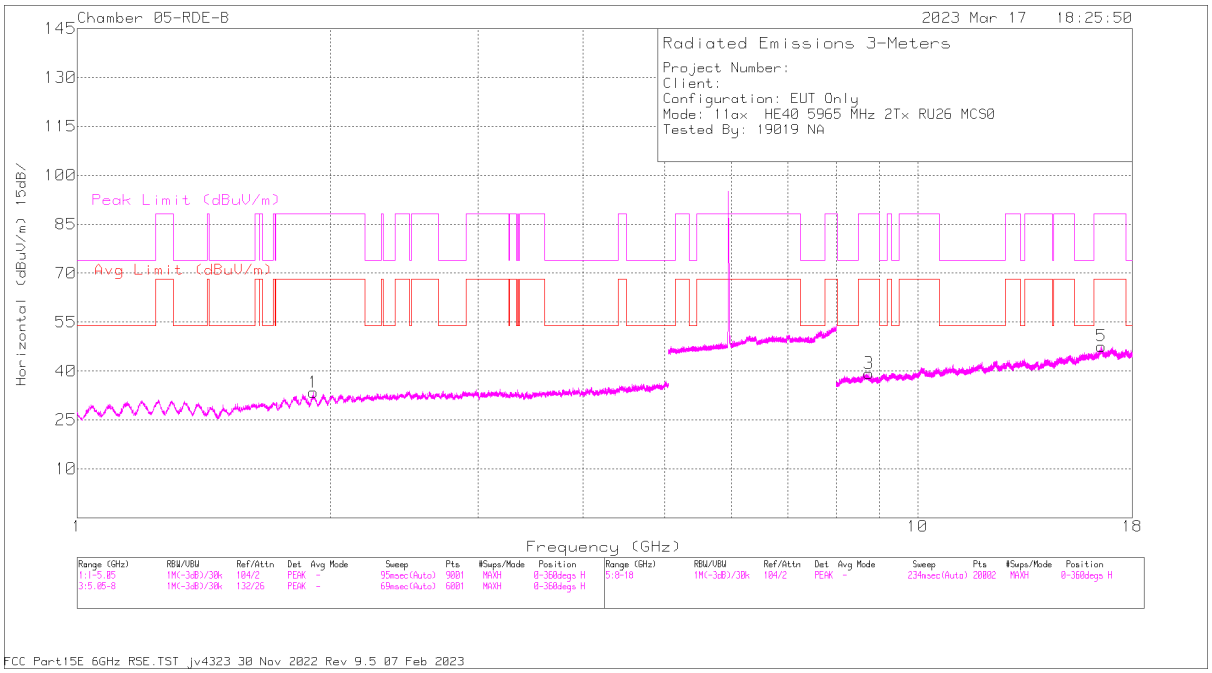

HORIZONTAL

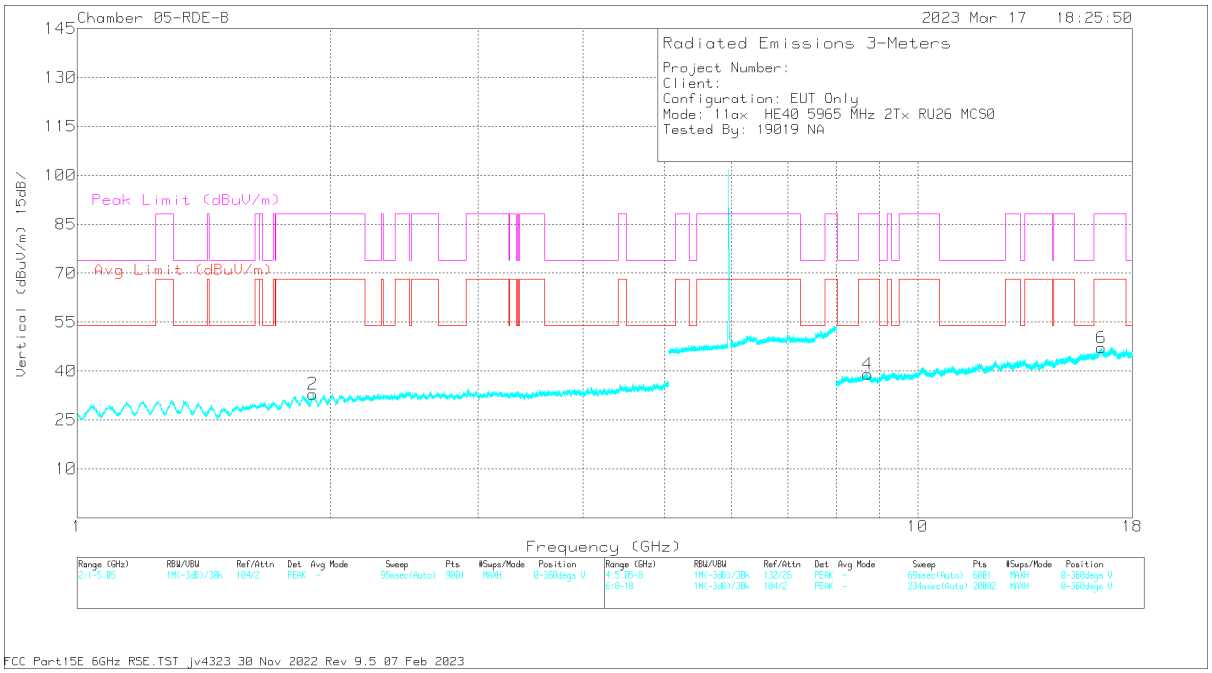

VERTICAL

UL VERIFICATION SERVICES
47173 Benicia Street, Fremont, CA 94538; USA TEL:(510) 319-4000 FAX:(510) 661-0888
This report shall not be reproduced except in full, without the written approval of UL VERIFICATION SERVICES

RADIATED EMISSIONS

Marker	Frequency (GHz)	Meter Reading (dBuV)	Det	Horn Antenna ACF(dB)	Gain/Loss (dB)	Corrected Reading (dBuV/m)	Average Limit (dBuV/m)	Margin (dB)	Peak Limit (dBuV/m)	PK Margin (dB)	Azimuth (Degs)	Height (cm)	Polarity
1	1.911096	60.13	PK-U	31.2	-48.27	43.06	68.2	-25.14	88.2	-45.14	173	247	H
2	1.90658	59.62	PK-U	31.2	-48.25	42.57	68.2	-25.63	88.2	-45.63	116	143	V
3	8.74704	55.57	PK-U	36.6	-44.08	48.09	68.2	-20.11	88.2	-40.11	38	135	H
4	8.721113	55.89	PK-U	36.5	-43.96	48.43	68.2	-19.77	88.2	-39.77	200	192	V
6	16.542691	56.27	PK-U	42	-42.3	55.97	68.2	-12.23	88.2	-32.23	82	255	V
5	16.540327	56.33	PK-U	42	-42.25	56.08	68.2	-12.12	88.2	-32.12	102	142	H

* - indicates frequency in CFR47 Pt 15 / IC RSS-Restricted Band
PK-U - U-NII: Maximum Peak
ADR - U-NII AD primary method, RMS average

UL VERIFICATION SERVICES
47173 Benicia Street, Fremont, CA 94538; USA TEL:(510) 319-4000 FAX:(510) 661-0888
This report shall not be reproduced except in full, without the written approval of UL VERIFICATION SERVICES

MID CHANNEL

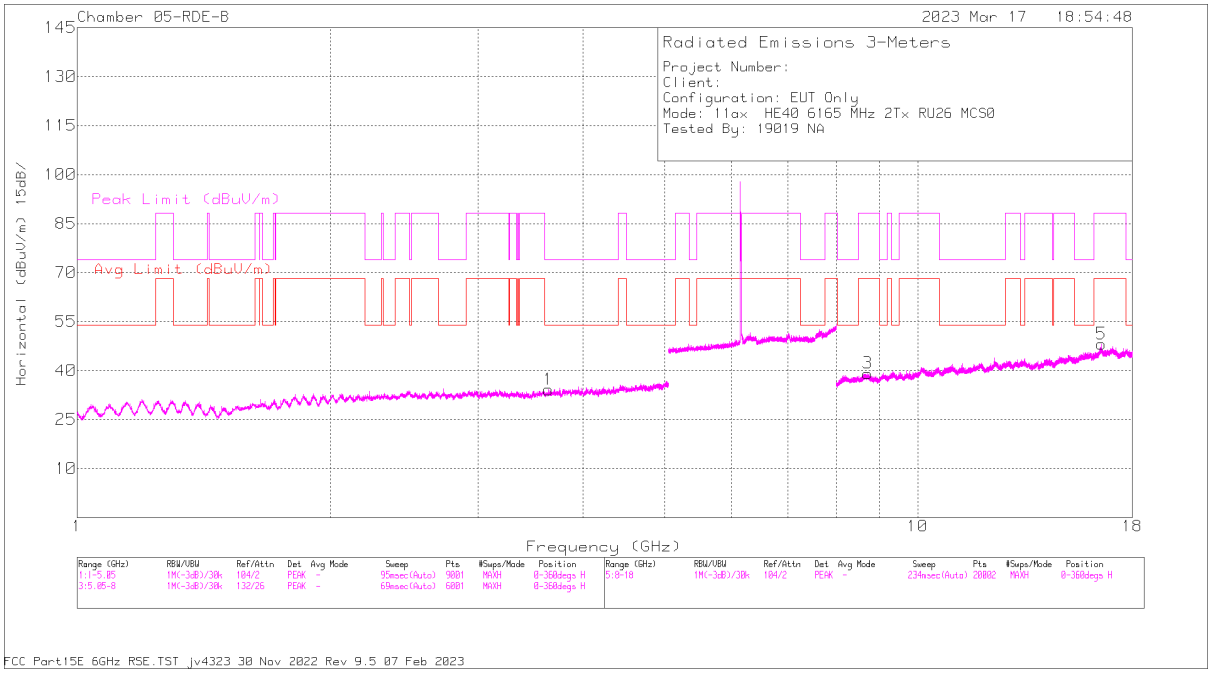

HORIZONTAL

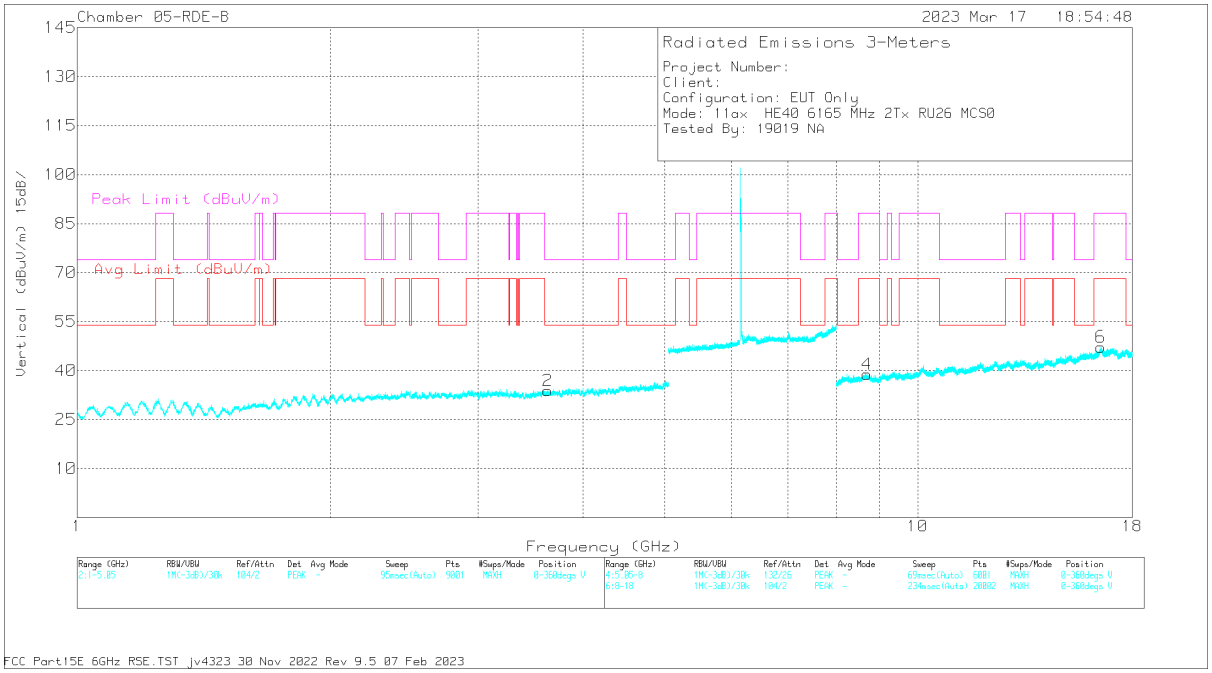

VERTICAL

UL VERIFICATION SERVICES
47173 Benicia Street, Fremont, CA 94538; USA TEL:(510) 319-4000 FAX:(510) 661-0888
This report shall not be reproduced except in full, without the written approval of UL VERIFICATION SERVICES

RADIATED EMISSIONS

Marker	Frequency (GHz)	Meter Reading (dBuV)	Det	Horn Antenna ACF(dB)	Gain/Loss (dB)	Corrected Reading (dBuV/m)	Avg Limit (dBuV/m)	Margin (dB)	Peak Limit (dBuV/m)	PK Margin (dB)	Azimuth (Degs)	Height (cm)	Polarity
1	* 3.635191	56.35	PK-U	33.3	-46.2	43.45	-	-	74	-30.55	112	281	H
	* 3.636993	44.88	ADR	33.3	-46.21	31.97	54	-22.03	-	-	112	281	H
2	* 3.631737	56.28	PK-U	33.3	-46.19	43.39	-	-	74	-30.61	299	285	V
	* 3.628628	44.84	ADR	33.3	-46.26	31.88	54	-22.12	-	-	299	285	V
3	8.716838	55.62	PK-U	36.5	-43.98	48.14	68.2	-20.06	88.2	-40.06	269	200	H
4	8.705131	56.02	PK-U	36.5	-44.01	48.51	68.2	-19.69	88.2	-39.69	344	118	V
5	16.53716	57.22	PK-U	42	-42.21	57.01	68.2	-11.19	88.2	-31.19	89	280	H
6	16.509335	56.33	PK-U	41.9	-42.11	56.12	68.2	-12.08	88.2	-32.08	0	226	V

* - indicates frequency in CFR47 Pt 15 / IC RSS-Restricted Band
PK-U - U-NII: Maximum Peak
ADR - U-NII AD primary method, RMS average

UL VERIFICATION SERVICES
47173 Benicia Street, Fremont, CA 94538; USA TEL:(510) 319-4000 FAX:(510) 661-0888
This report shall not be reproduced except in full, without the written approval of UL VERIFICATION SERVICES

HIGH CHANNEL

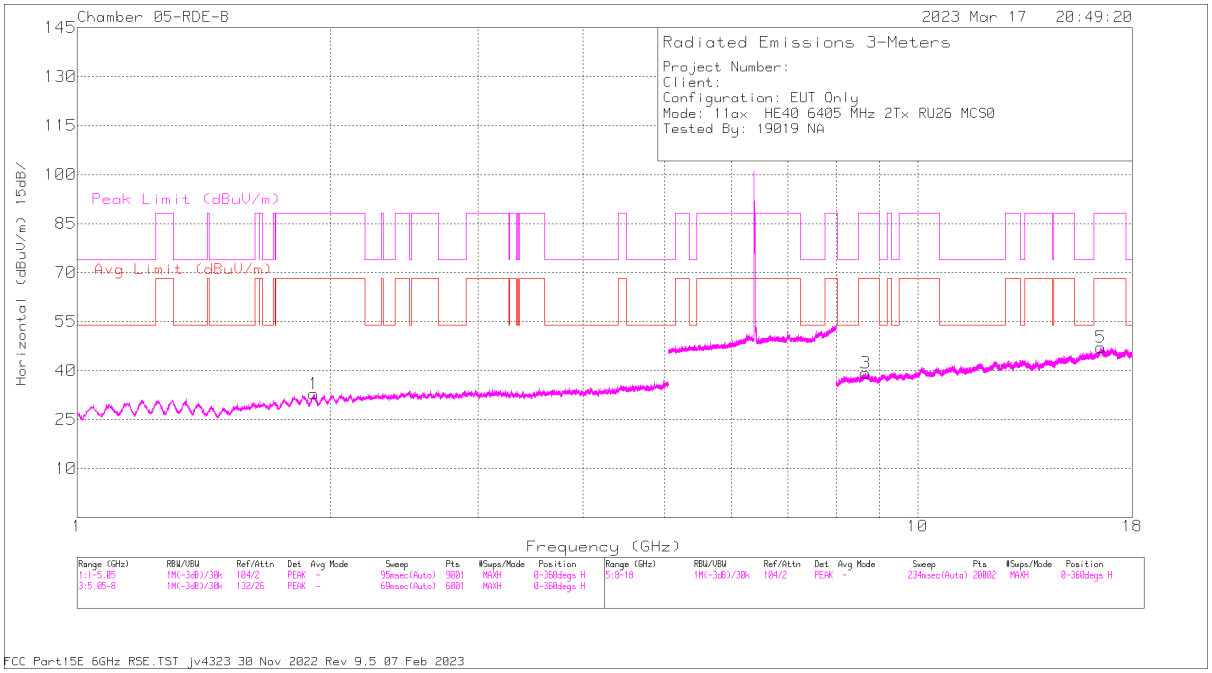

HORIZONTAL

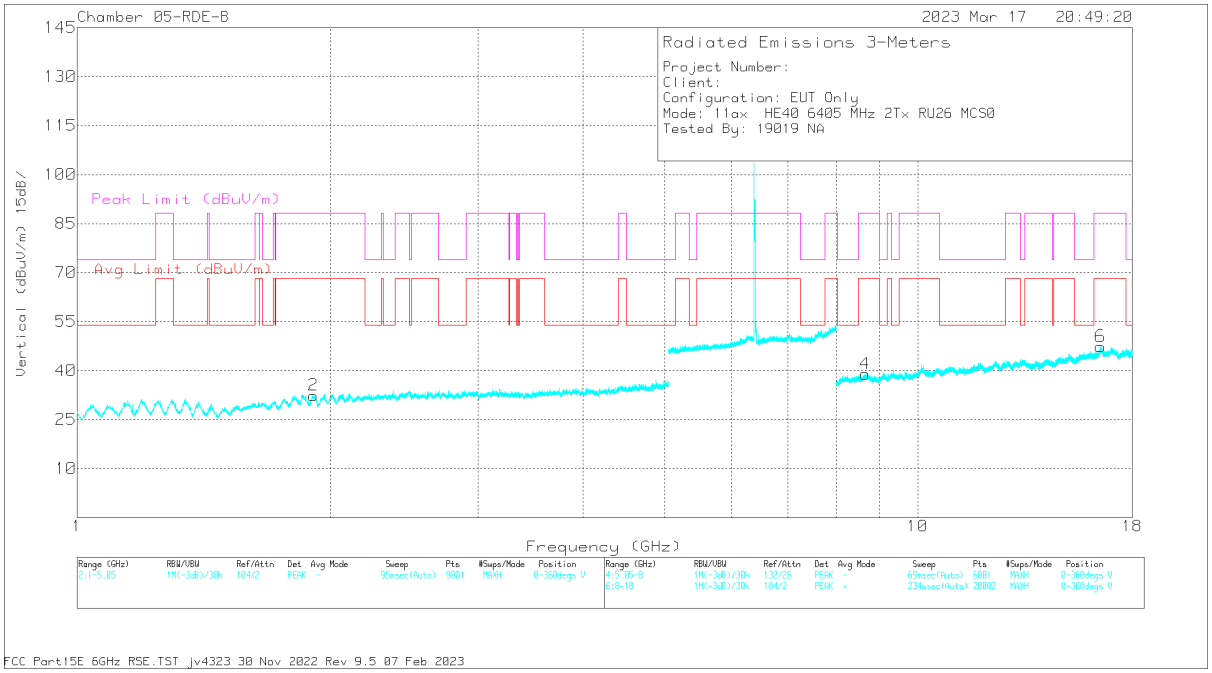

VERTICAL

UL VERIFICATION SERVICES
47173 Benicia Street, Fremont, CA 94538; USA TEL:(510) 319-4000 FAX:(510) 661-0888
This report shall not be reproduced except in full, without the written approval of UL VERIFICATION SERVICES

RADIATED EMISSIONS

Marker	Frequency (GHz)	Meter Reading (dBuV)	Det	Horn Antenna ACF(dB)	Gain/Loss (dB)	Corrected Reading (dBuV/m)	Avg Limit (dBuV/m)	Margin (dB)	Peak Limit (dBuV/m)	PK Margin (dB)	Azimuth (Degs)	Height (cm)	Polarity
1	1.908965	59.78	PK-U	31.2	-48.21	42.77	68.2	-25.43	88.2	-45.43	336	260	H
2	1.912471	59.82	PK-U	31.2	-48.33	42.69	68.2	-25.51	88.2	-45.51	172	234	V
3	8.668665	56.23	PK-U	36.5	-43.94	48.79	68.2	-19.41	88.2	-39.41	142	206	H
4	8.654068	56.36	PK-U	36.5	-43.96	48.9	68.2	-19.3	88.2	-39.3	324	109	V
5	16.523174	56.59	PK-U	41.9	-42.12	56.37	68.2	-11.83	88.2	-31.83	43	181	H
6	16.503622	56.74	PK-U	41.9	-42.13	56.51	68.2	-11.69	88.2	-31.69	360	108	V

* - indicates frequency in CFR47 Pt 15 / IC RSS-Restricted Band
PK-U - U-NII: Maximum Peak
ADR - U-NII AD primary method, RMS average

UL VERIFICATION SERVICES
47173 Benicia Street, Fremont, CA 94538; USA TEL:(510) 319-4000 FAX:(510) 661-0888
This report shall not be reproduced except in full, without the written approval of UL VERIFICATION SERVICES

2TX Antenna 6 + Antenna 5 OFDMA MODE: SU, Single User

BANDEDGE (LOW CHANNEL)

HORIZONTAL RESULT

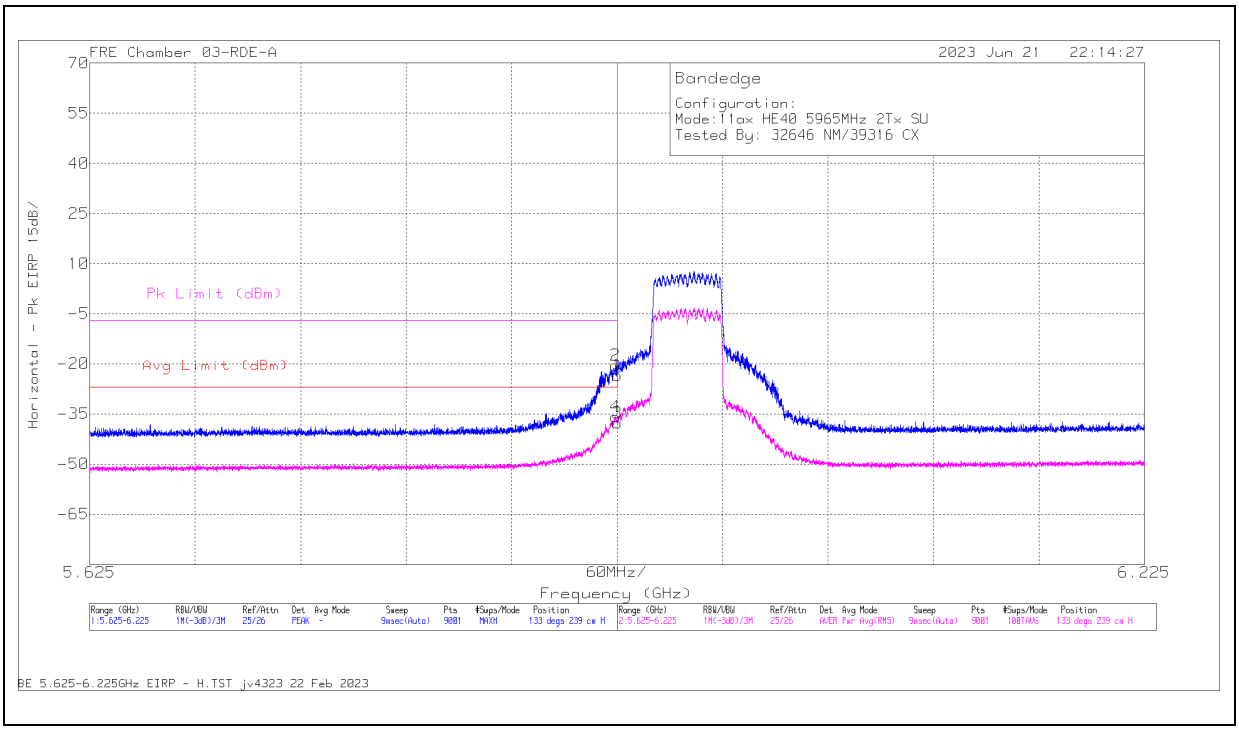

Marker	Frequency (GHz)	Meter Reading (dBm)	Det	230299 ACF (dB/m)	Conversion Factor (dB)	DCCF (dB)	Gain/Loss (dB)	Corrected Reading EIRP	Avg Limit (dBm)	RMS Margin (dB)	Pk Limit (dBm)	PK Margin (dB)	Azimuth (Degs)	Height (cm)	Polarity
1	5.925	-33.11	Pk	35.3	11.8	0	-37.32	-23.33	-	-	-7	-16.33	133	239	H
2	5.924202	-30.18	Pk	35.3	11.8	0	-37.32	-20.4	-	-	-7	-13.4	133	239	H
3	5.925	-47.85	RMS	35.3	11.8	.32	-37.32	-37.75	-27	-10.75	-	-	133	239	H
4	5.924135	-45.94	RMS	35.3	11.8	.32	-37.32	-35.84	-27	-8.84	-	-	133	239	H

Pk - Peak detector
RMS - RMS detection

UL VERIFICATION SERVICES
47173 Benicia Street, Fremont, CA 94538; USA TEL:(510) 319-4000 FAX:(510) 661-0888
This report shall not be reproduced except in full, without the written approval of UL VERIFICATION SERVICES

VERTICAL RESULT

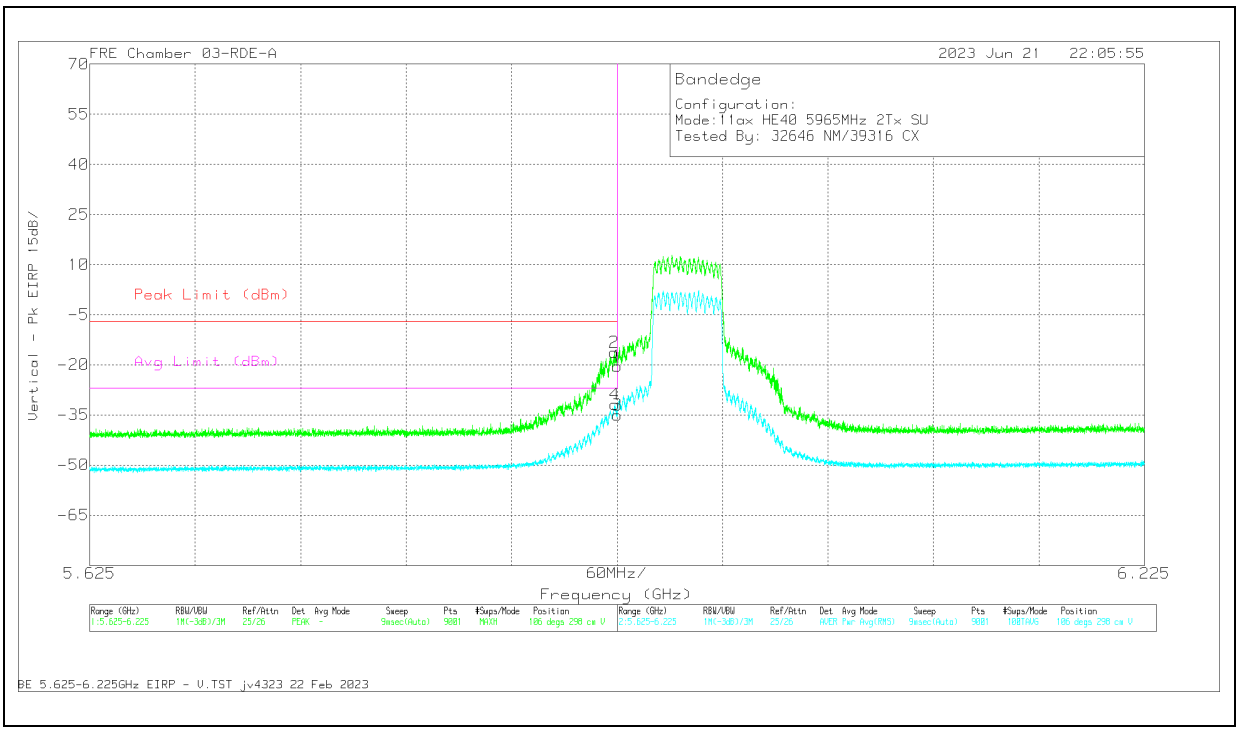

Marker	Frequency (GHz)	Meter Reading (dBm)	Det	230299 ACF (dB/m)	Conversion Factor (dB)	DCCF (dB)	Gain/Loss (dB)	Corrected Reading EIRP	Peak Limit (dBm)	PK Margin (dB)	Avg Limit (dBm)	RMS Margin (dB)	Azimuth (Degs)	Height (cm)	Polarity
1	5.925	-30.21	Pk	35.3	11.8	0	-37.32	-20.43	-7	-13.43	-	-	106	298	V
2	5.923401	-26.01	Pk	35.3	11.8	0	-37.32	-16.23	-7	-9.23	-	-	106	298	V
3	5.925	-45.18	RMS	35.3	11.8	.32	-37.32	-35.08	-	-	-27	-8.08	106	298	V
4	5.923801	-42.05	RMS	35.3	11.8	.32	-37.32	-31.95	-	-	-27	-4.95	106	298	V

Pk - Peak detector
RMS - RMS detection

UL VERIFICATION SERVICES
47173 Benicia Street, Fremont, CA 94538; USA TEL:(510) 319-4000 FAX:(510) 661-0888
This report shall not be reproduced except in full, without the written approval of UL VERIFICATION SERVICES

HARMONICS AND SPURIOUS EMISSIONS

LOW CHANNEL

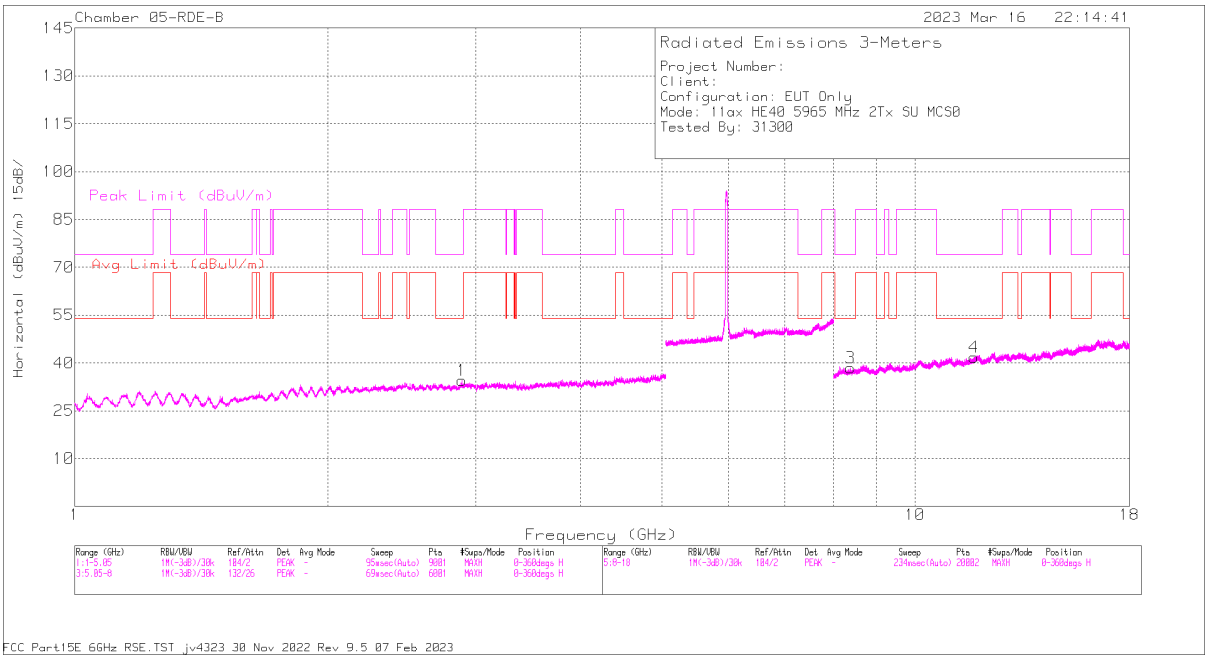

HORIZONTAL

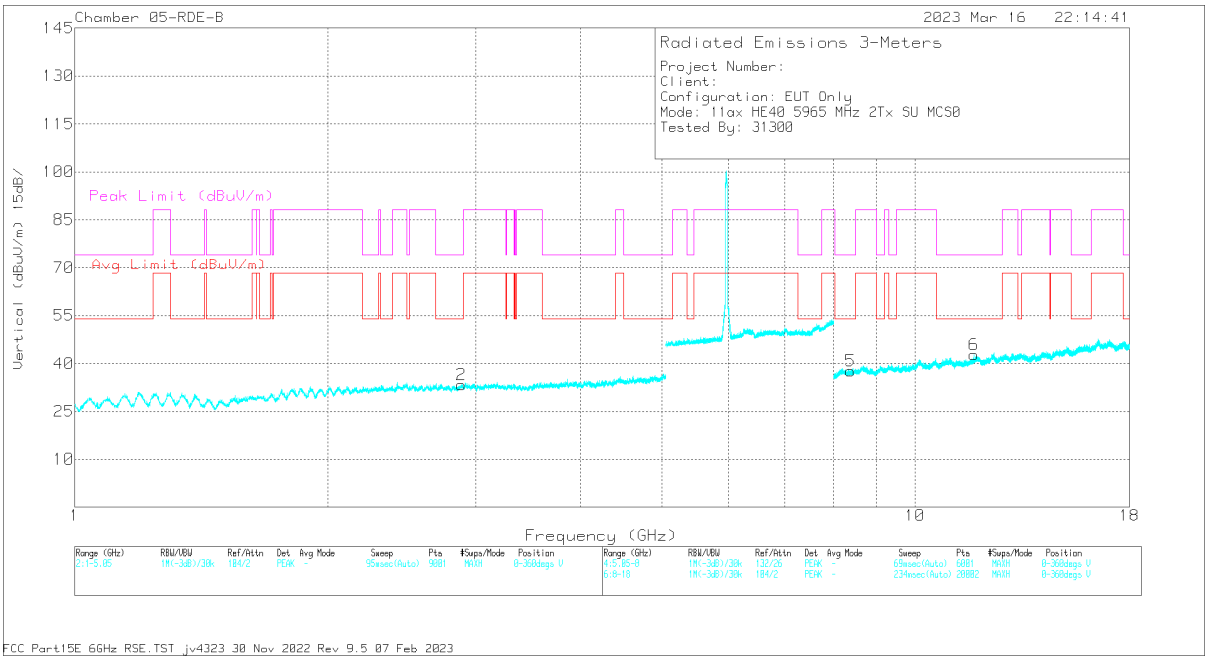

VERTICAL

UL VERIFICATION SERVICES
47173 Benicia Street, Fremont, CA 94538; USA TEL:(510) 319-4000 FAX:(510) 661-0888
This report shall not be reproduced except in full, without the written approval of UL VERIFICATION SERVICES

RADIATED EMISSIONS

Marker	Frequency (GHz)	Meter Reading (dBuV)	Det	Horn Antenna ACF(dB)	Gain/Loss (dB)	Corrected Reading (dBuV/m)	Avg Limit (dBuV/m)	Margin (dB)	Peak Limit (dBuV/m)	PK Margin (dB)	Azimuth (Degs)	Height (cm)	Polarity
1	*2.890376	58.37	PK-U	32.7	-47.82	43.25			74	-30.75	200	105	H
	*2.886822	46.95	ADR	32.6	-47.82	31.73	54	-22.27			200	105	H
2	*2.882181	58.47	PK-U	32.6	-47.82	43.25			74	-30.75	286	138	V
	*2.883583	47.01	ADR	32.6	-47.82	31.79	54	-22.21			286	138	V
3	*8.3786	55.28	PK-U	36.3	-43.85	47.73			74	-26.27	174	186	H
	*8.377186	43.52	ADR	36.3	-43.82	36.00	54	-18			174	186	H
4	*11.753234	55.39	PK-U	38.9	-43.19	51.10			74	-22.9	92	209	H
	*11.751866	43.98	ADR	38.9	-43.18	39.70	54	-14.30			92	209	H
5	*8.375585	55.5	PK-U	36.3	-43.8	48.00			74	-26.0	48	146	V
	*8.375885	43.6	ADR	36.3	-43.8	36.21	54	-17.79			48	146	V
6	*11.756196	55.85	PK-U	38.9	-43.14	51.61			74	-22.39	68	193	V
	*11.75344	44.11	ADR	38.9	-43.18	39.83	54	-14.17			68	193	V

* - indicates frequency in CFR47 Pt 15 / IC RSS-Restricted Band
PK-U - U-NII: Maximum Peak
ADR - U-NII AD primary method, RMS average

UL VERIFICATION SERVICES
47173 Benicia Street, Fremont, CA 94538; USA TEL:(510) 319-4000 FAX:(510) 661-0888
This report shall not be reproduced except in full, without the written approval of UL VERIFICATION SERVICES

MID CHANNEL

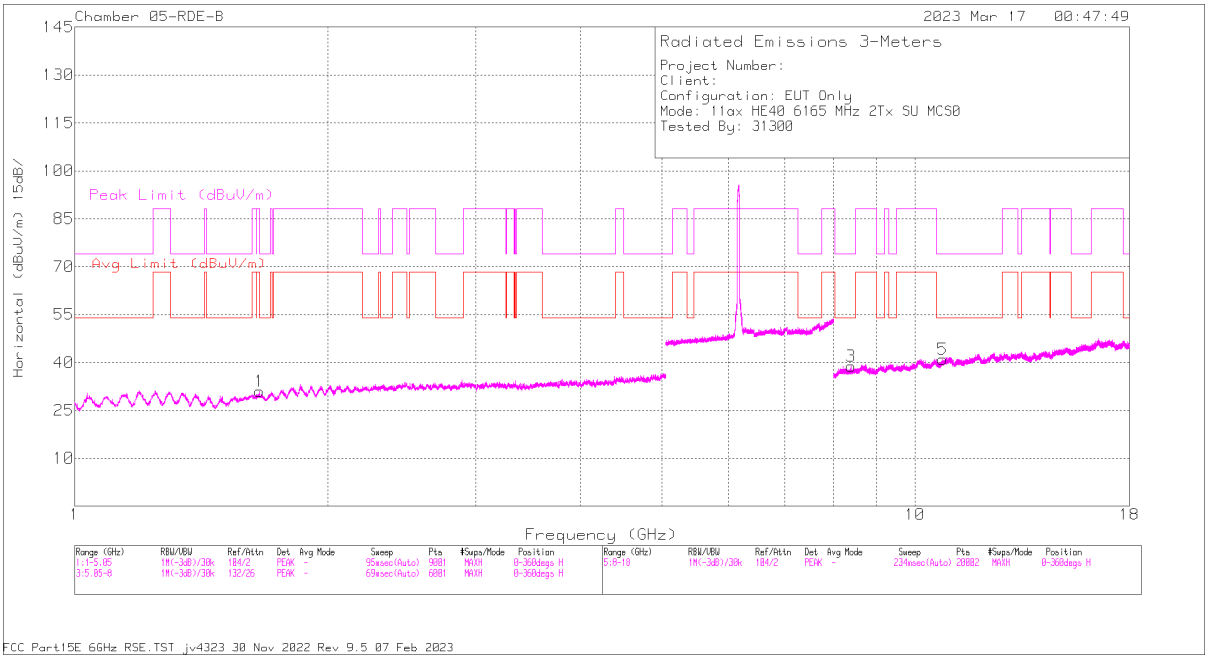

HORIZONTAL

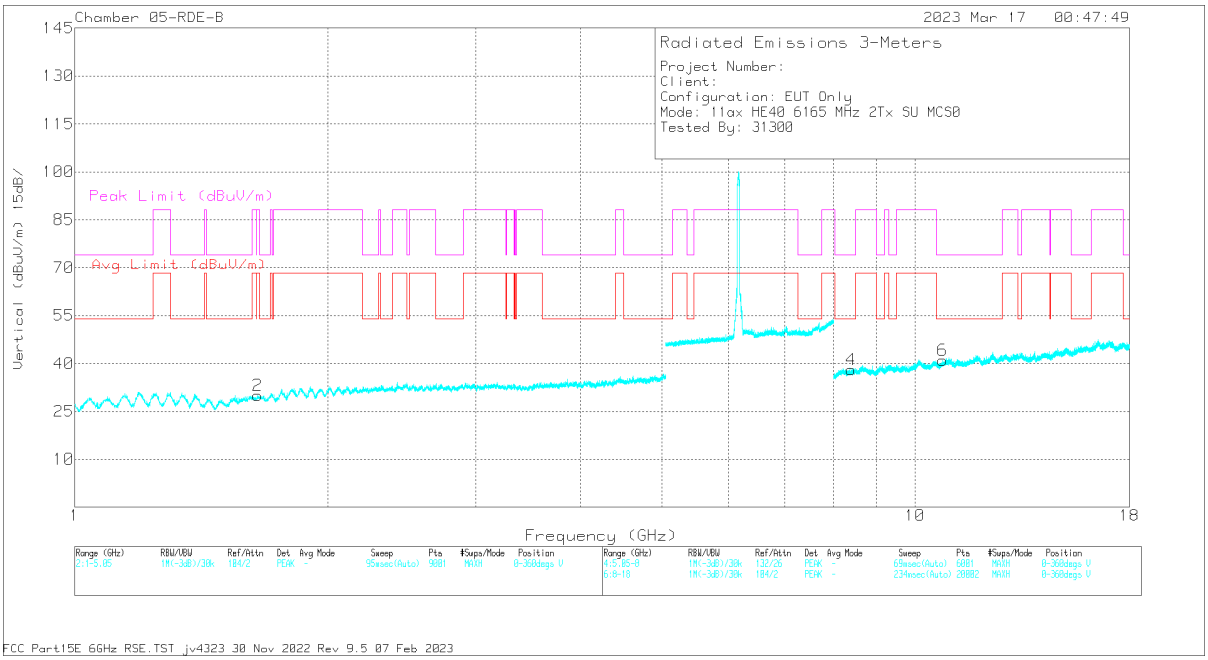

VERTICAL

UL VERIFICATION SERVICES
47173 Benicia Street, Fremont, CA 94538; USA TEL:(510) 319-4000 FAX:(510) 661-0888
This report shall not be reproduced except in full, without the written approval of UL VERIFICATION SERVICES

RADIATED EMISSIONS

Marker	Frequency (GHz)	Meter Reading (dBuV)	Det	Horn Antenna ACF(dB)	Gain/Loss (dB)	Corrected Reading (dBuV/m)	Avg Limit (dBuV/m)	Margin (dB)	Peak Limit (dBuV/m)	PK Margin (dB)	Azimuth (Degs)	Height (cm)	Polarity
1	1.65766	59.13	PK-U	29.3	-48.19	40.24	-	-	88.2	-47.96	169	129	H
	1.661036	47.31	ADR	29.3	-48.15	28.46	68.2	-39.74			169	129	H
2	1.652105	59.37	PK-U	29.3	-48.05	40.62	-	-	88.2	-47.58	86	192	V
	1.653198	47.35	ADR	29.3	-48.07	28.58	68.2	-39.62	-	-	86	192	V
3	*8.394372	55.34	PK-U	36.4	-43.88	47.86			74	-26.14	76	354	H
	*8.395799	43.75	ADR	36.4	-43.92	36.23	54	-17.77			76	354	H
4	*8.392662	55.18	PK-U	36.4	-43.84	47.74			74	-26.26	98	145	V
	*8.394558	43.67	ADR	36.4	-43.89	36.18	54	-17.82			98	145	V
5	*10.788662	55.78	PK-U	38.2	-43.65	50.33			74	-23.67	138	263	H
	*10.788902	44.21	ADR	38.2	-43.64	38.77	54	-15.23			138	263	H
6	*10.787653	55.56	PK-U	38.2	-43.68	50.08			74	-23.92	157	123	V
	*10.78808	44.17	ADR	38.2	-43.67	38.70	54	-15.30			157	123	V

* - indicates frequency in CFR47 Pt 15 / IC RSS-Restricted Band
PK-U - U-NII: Maximum Peak
ADR - U-NII AD primary method, RMS average

UL VERIFICATION SERVICES
47173 Benicia Street, Fremont, CA 94538; USA TEL:(510) 319-4000 FAX:(510) 661-0888
This report shall not be reproduced except in full, without the written approval of UL VERIFICATION SERVICES

HIGH CHANNEL

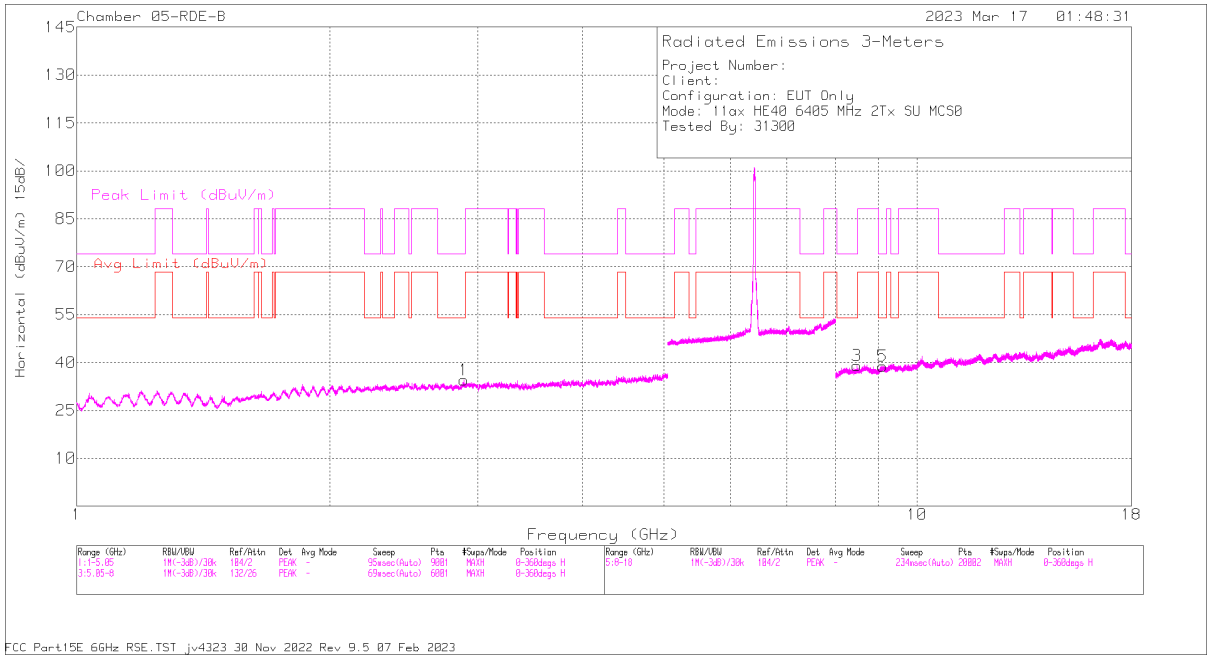

HORIZONTAL

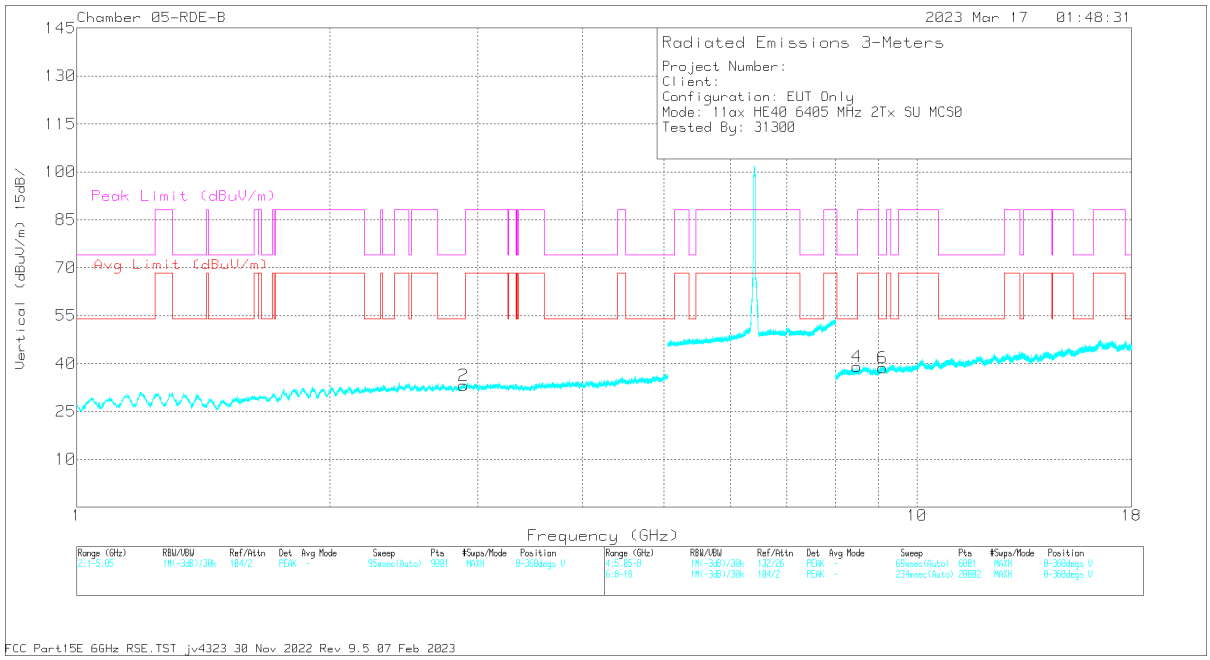

VERTICAL

UL VERIFICATION SERVICES
47173 Benicia Street, Fremont, CA 94538; USA TEL:(510) 319-4000 FAX:(510) 661-0888
This report shall not be reproduced except in full, without the written approval of UL VERIFICATION SERVICES

RADIATED EMISSIONS

Marker	Frequency (GHz)	Meter Reading (dBuV)	Det	Horn Antenna ACF(dB)	Gain/Loss (dB)	Corrected Reading (dBuV/m)	Avg Limit (dBuV/m)	Margin (dB)	Peak Limit (dBuV/m)	PK Margin (dB)	Azimuth (Degs)	Height (cm)	Polarity
1	*2.888413	58.32	PK-U	32.7	-47.84	43.18			74	-30.82	89	107	H
	*2.887143	47	ADR	32.6	-47.82	31.78	54	-22.22			89	107	H
2	*2.888763	58.88	PK-U	32.7	-47.83	43.75			74	-30.25	167	115	V
	*2.886594	46.99	ADR	32.6	-47.83	31.76	54	-22.24			167	115	V
3	*8.477938	55.15	PK-U	36.4	-43.81	47.74			74	-26.26	125	149	H
	*8.477087	44	ADR	36.4	-43.81	36.59	54	-17.41			125	149	H
4	*8.488931	55.5	PK-U	36.3	-43.85	47.95			74	-26.05	120	174	V
	*8.48659	43.84	ADR	36.3	-43.9	36.24	54	-17.76			120	174	V
5	*9.098299	56.25	PK-U	36.7	-44.31	48.64			74	-25.36	87	139	H
	*9.096248	44.74	ADR	36.7	-44.3	37.14	54	-16.86			87	139	H
6	*9.107406	55.92	PK-U	36.7	-44.19	48.43			74	-25.57	99	147	V
	*9.106627	44.75	ADR	36.7	-44.18	37.27	54	-16.73			99	147	V

* - indicates frequency in CFR47 Pt 15 / IC RSS-Restricted Band

PK-U - U-NII: Maximum Peak
ADR - U-NII AD primary method, RMS average

UL VERIFICATION SERVICES
47173 Benicia Street, Fremont, CA 94538; USA TEL:(510) 319-4000 FAX:(510) 661-0888
This report shall not be reproduced except in full, without the written approval of UL VERIFICATION SERVICES

1.1.2. TX ABOVE 1 GHz 802.11ax HE80 MODE IN THE UNII-5 BAND

1TX Antenna 6 MODE: 26-Tone, RU Index 0

BANDEDGE (LOW CHANNEL)

HORIZONTAL RESULT

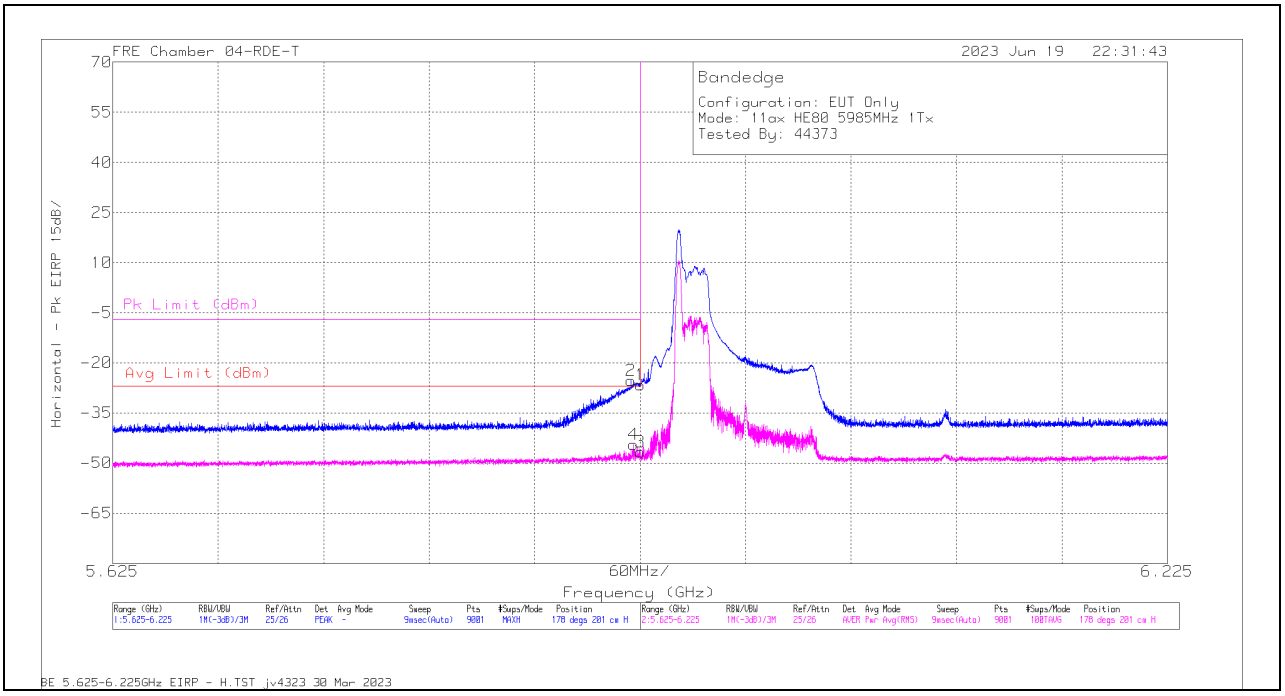

Marker	Frequency (GHz)	Meter Reading (dBm)	Det	226673 ACF (dB) 3mH	Conversion Factor (dB)	DCCF (dB)	Gain/Loss (dB)	Corrected Reading EIRP	Avg Limit (dBm)	RMS Margin (dB)	Pk Limit (dBm)	PK Margin (dB)	Azimuth (Degs)	Height (cm)	Polarity
1	5.925	-39.31	Pk	35.1	11.8	0	-34.25	-26.66	-	-	-7	-19.66	178	201	H
2	5.919735	-37.89	Pk	35.1	11.8	0	-34.26	-25.25	-	-	-7	-18.25	178	201	H
3	5.925	-59.87	RMS	35.1	11.8	.51	-34.25	-46.71	-27	-19.71	-	-	178	201	H
4	5.921268	-57.5	RMS	35.1	11.8	.51	-34.28	-44.37	-27	-17.37	-	-	178	201	H

Pk - Peak detector
RMS - RMS detection

UL VERIFICATION SERVICES
47173 Benicia Street, Fremont, CA 94538; USA TEL:(510) 319-4000 FAX:(510) 661-0888
This report shall not be reproduced except in full, without the written approval of UL VERIFICATION SERVICES

VERTICAL RESULT

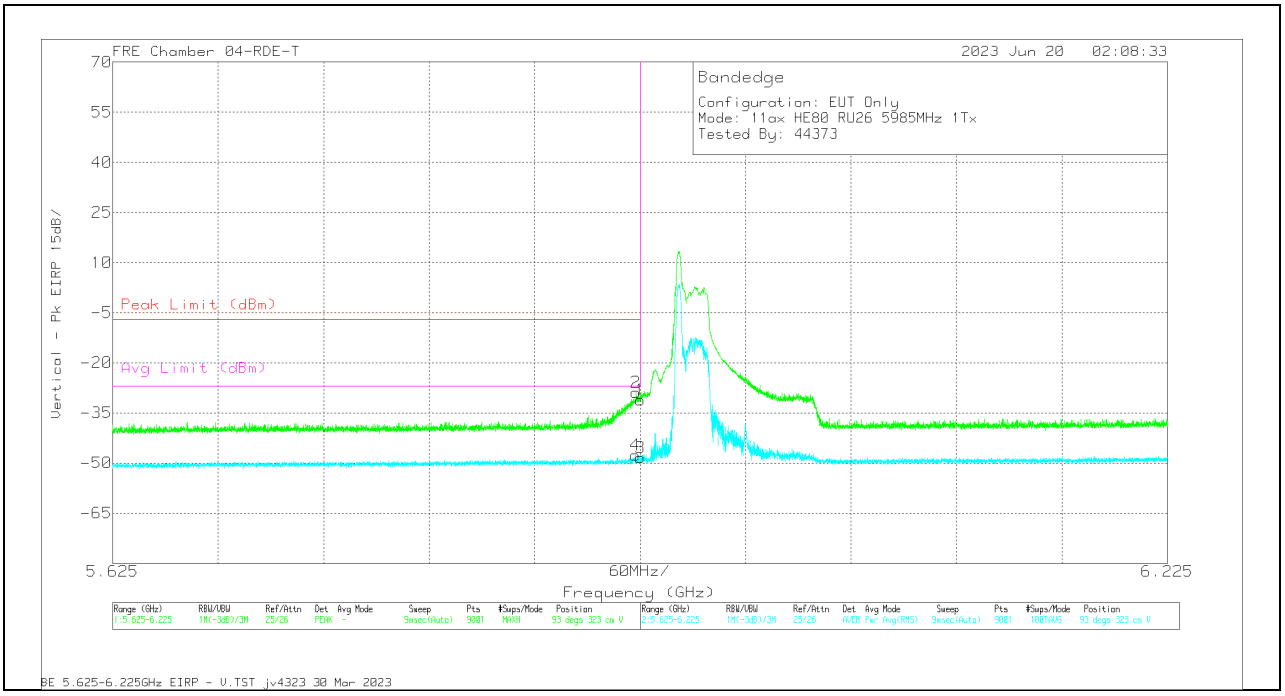

Marker	Frequency (GHz)	Meter Reading (dBm)	Det	226673 ACF (dB) 3mH	Conversion Factor (dB)	DCCF (dB)	Gain/Loss (dB)	Corrected Reading EIRP	Peak Limit (dBm)	PK Margin (dB)	Avg Limit (dBm)	RMS Margin (dB)	Azimuth (Degs)	Height (cm)	Polarity
1	5.925	-43.78	Pk	35.1	11.8	0	-34.25	-31.13	-7	-24.13	-	-	93	323	V
2	5.922801	-41.55	Pk	35.1	11.8	0	-34.27	-28.92	-7	-21.92	-	-	93	323	V
3	5.925	-61.58	RMS	35.1	11.8	.51	-34.25	-48.42	-	-	-27	-21.42	93	323	V
4	5.922335	-60.76	RMS	35.1	11.8	.51	-34.27	-47.62	-	-	-27	-20.62	93	323	V

Pk - Peak detector
RMS - RMS detection

UL VERIFICATION SERVICES
47173 Benicia Street, Fremont, CA 94538; USA TEL:(510) 319-4000 FAX:(510) 661-0888
This report shall not be reproduced except in full, without the written approval of UL VERIFICATION SERVICES

1TX Antenna 6 MODE: SU, Single User

BANDEDGE (LOW CHANNEL)

HORIZONTAL RESULT

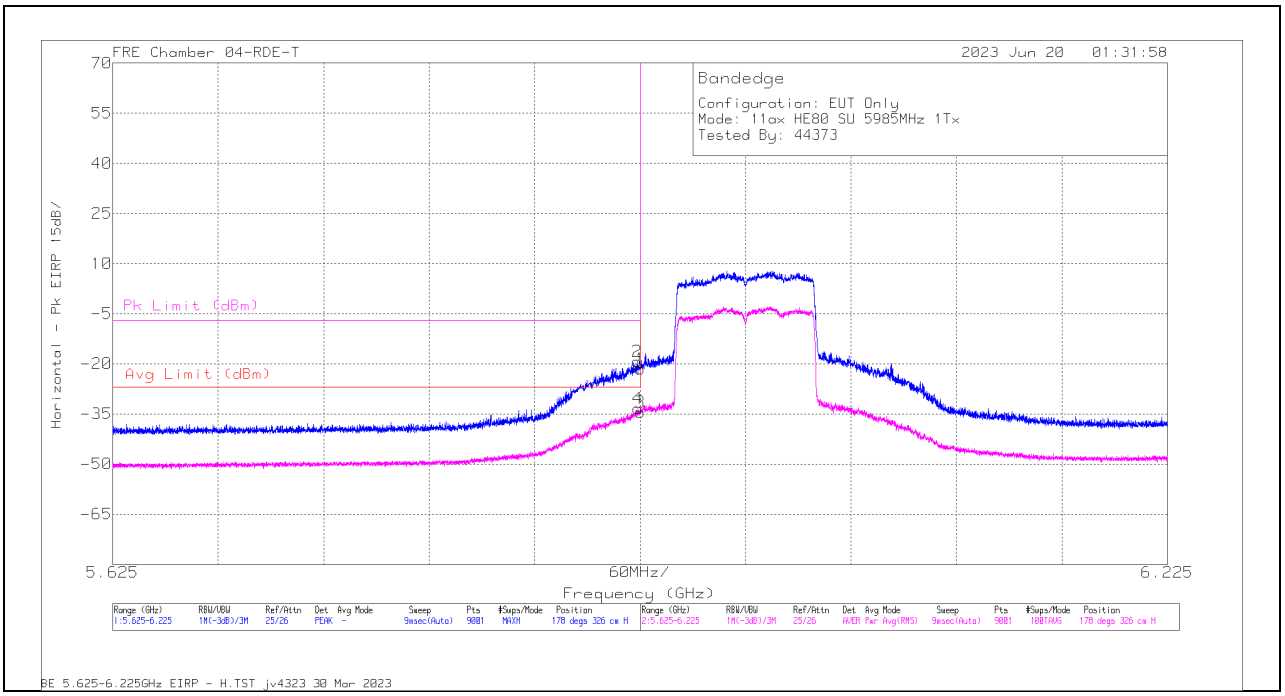

Marker	Frequency (GHz)	Meter Reading (dBm)	Det	226673 ACF (dB) 3mH	Conversion Factor (dB)	DCCF (dB)	Gain/Loss (dB)	Corrected Reading EIRP	Avg Limit (dBm)	RMS Margin (dB)	Pk Limit (dBm)	PK Margin (dB)	Azimuth (Degs)	Height (cm)	Polarity
1	5.925	-34.09	Pk	35.1	11.8	0	-34.25	-21.44	-	-	-7	-14.44	178	326	H
2	5.923268	-31.95	Pk	35.1	11.8	0	-34.27	-19.32	-	-	-7	-12.32	178	326	H
3	5.925	-47.61	RMS	35.1	11.8	.53	-34.25	-34.43	-27	-7.43	-	-	178	326	H
4	5.923668	-46.58	RMS	35.1	11.8	.53	-34.27	-33.42	-27	-6.42	-	-	178	326	H

Pk - Peak detector
RMS - RMS detection

UL VERIFICATION SERVICES
47173 Benicia Street, Fremont, CA 94538; USA TEL:(510) 319-4000 FAX:(510) 661-0888
This report shall not be reproduced except in full, without the written approval of UL VERIFICATION SERVICES

VERTICAL RESULT

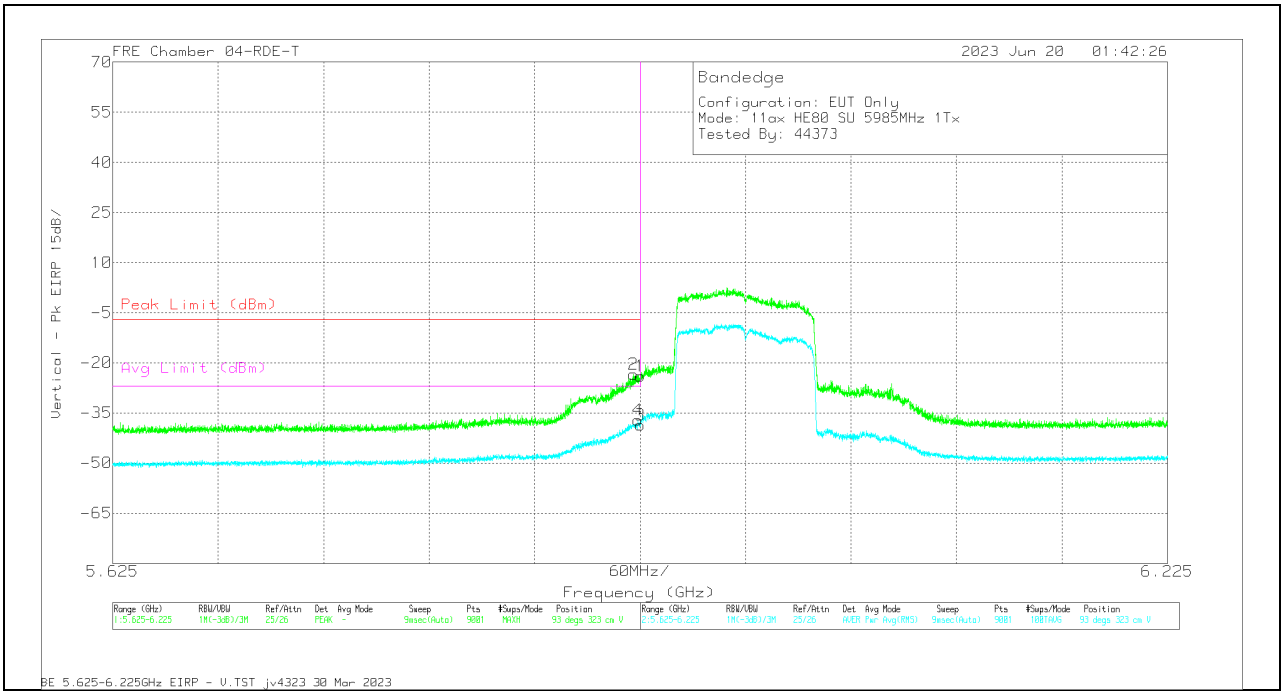

Marker	Frequency (GHz)	Meter Reading (dBm)	Det	226673 ACF (dB) 3mH	Conversion Factor (dB)	DCCF (dB)	Gain/Loss (dB)	Corrected Reading EIRP	Peak Limit (dBm)	PK Margin (dB)	Avg Limit (dBm)	RMS Margin (dB)	Azimuth (Degs)	Height (cm)	Polarity
1	5.925	-36.66	Pk	35.1	11.8	0	-34.25	-24.01	-7	-17.01	-	-	93	323	V
2	5.921335	-36.11	Pk	35.1	11.8	0	-34.28	-23.49	-7	-16.49	-	-	93	323	V
3	5.925	-51.84	RMS	35.1	11.8	.53	-34.25	-38.66	-	-	-27	-11.66	93	323	V
4	5.923801	-50.33	RMS	35.1	11.8	.53	-34.27	-37.17	-	-	-27	-10.17	93	323	V

Pk - Peak detector
RMS - RMS detection

UL VERIFICATION SERVICES
47173 Benicia Street, Fremont, CA 94538; USA TEL:(510) 319-4000 FAX:(510) 661-0888
This report shall not be reproduced except in full, without the written approval of UL VERIFICATION SERVICES

1TX Antenna 5 MODE: 26-Tone, RU Index 0

BANDEDGE (LOW CHANNEL)

HORIZONTAL RESULT

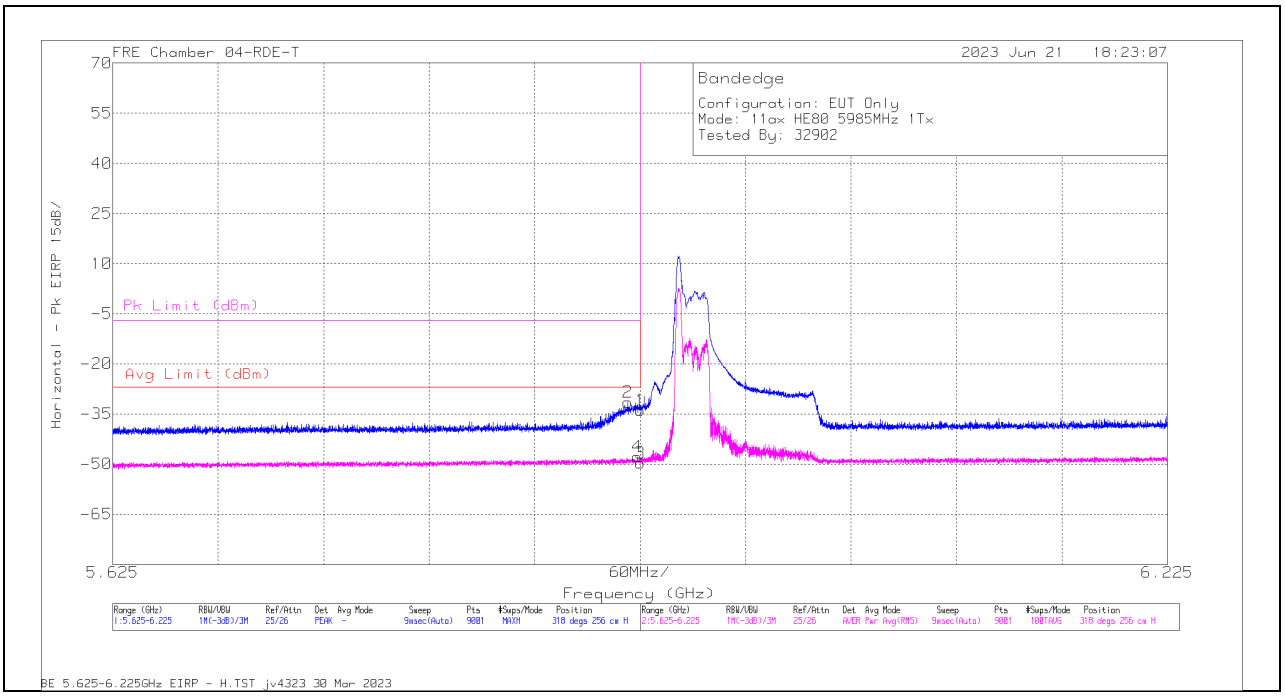

Marker	Frequency (GHz)	Meter Reading (dBm)	Det	226673 ACF (dB) 3mH	Conversion Factor (dB)	DCCF (dB)	Gain/Loss (dB)	Corrected Reading EIRP	Avg Limit (dBm)	RMS Margin (dB)	Pk Limit (dBm)	PK Margin (dB)	Azimuth (Degs)	Height (cm)	Polarity
1	5.925	-46.61	Pk	35.1	11.8	0	-34.25	-33.96	-	-	-7	-26.96	318	256	H
2	5.917935	-44.09	Pk	35.1	11.8	0	-34.25	-31.44	-	-	-7	-24.44	318	256	H
3	5.925	-62.79	RMS	35.1	11.8	.51	-34.25	-49.63	-27	-22.63	-	-	318	256	H
4	5.923335	-60.96	RMS	35.1	11.8	.51	-34.27	-47.82	-27	-20.82	-	-	318	256	H

Pk - Peak detector
RMS - RMS detectio

UL VERIFICATION SERVICES
47173 Benicia Street, Fremont, CA 94538; USA TEL:(510) 319-4000 FAX:(510) 661-0888
This report shall not be reproduced except in full, without the written approval of UL VERIFICATION SERVICES

VERTICAL RESULT

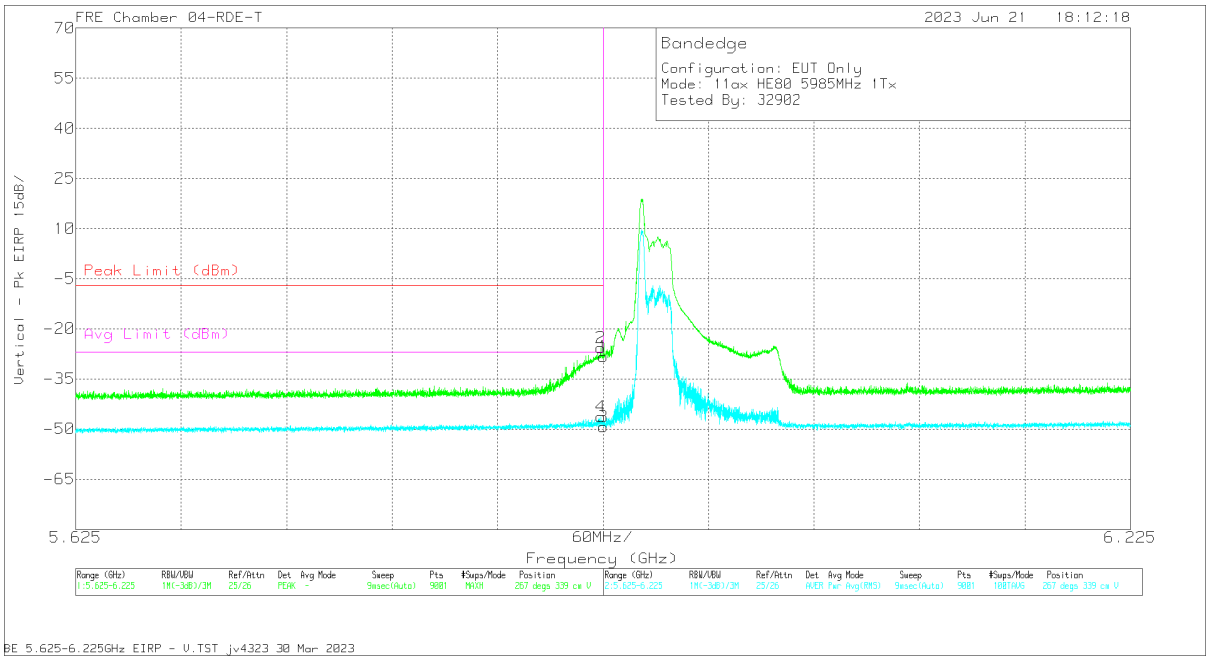

Marker	Frequency (GHz)	Meter Reading (dBm)	Det	226673 ACF (dB) 3mH	Conversion Factor (dB)	DCCF (dB)	Gain/Loss (dB)	Corrected Reading EIRP	Peak Limit (dBm)	PK Margin (dB)	Avg Limit (dBm)	RMS Margin (dB)	Azimuth (Degs)	Height (cm)	Polarity
1	5.925	-40.87	Pk	35.1	11.8	0	-34.25	-28.22	-7	-21.22	-	-	267	339	V
2	5.923601	-38.25	Pk	35.1	11.8	0	-34.27	-25.62	-7	-18.62	-	-	267	339	V
3	5.925	-62.43	RMS	35.1	11.8	.51	-34.25	-49.27	-	-	-27	-22.27	267	339	V
4	5.923668	-59.54	RMS	35.1	11.8	.51	-34.27	-46.4	-	-	-27	-19.40	267	339	V

Pk - Peak detector
RMS - RMS detection

UL VERIFICATION SERVICES
47173 Benicia Street, Fremont, CA 94538; USA TEL:(510) 319-4000 FAX:(510) 661-0888
This report shall not be reproduced except in full, without the written approval of UL VERIFICATION SERVICES

1TX Antenna 5 MODE: SU, Single User

BANDEDGE (LOW CHANNEL)

HORIZONTAL RESULT

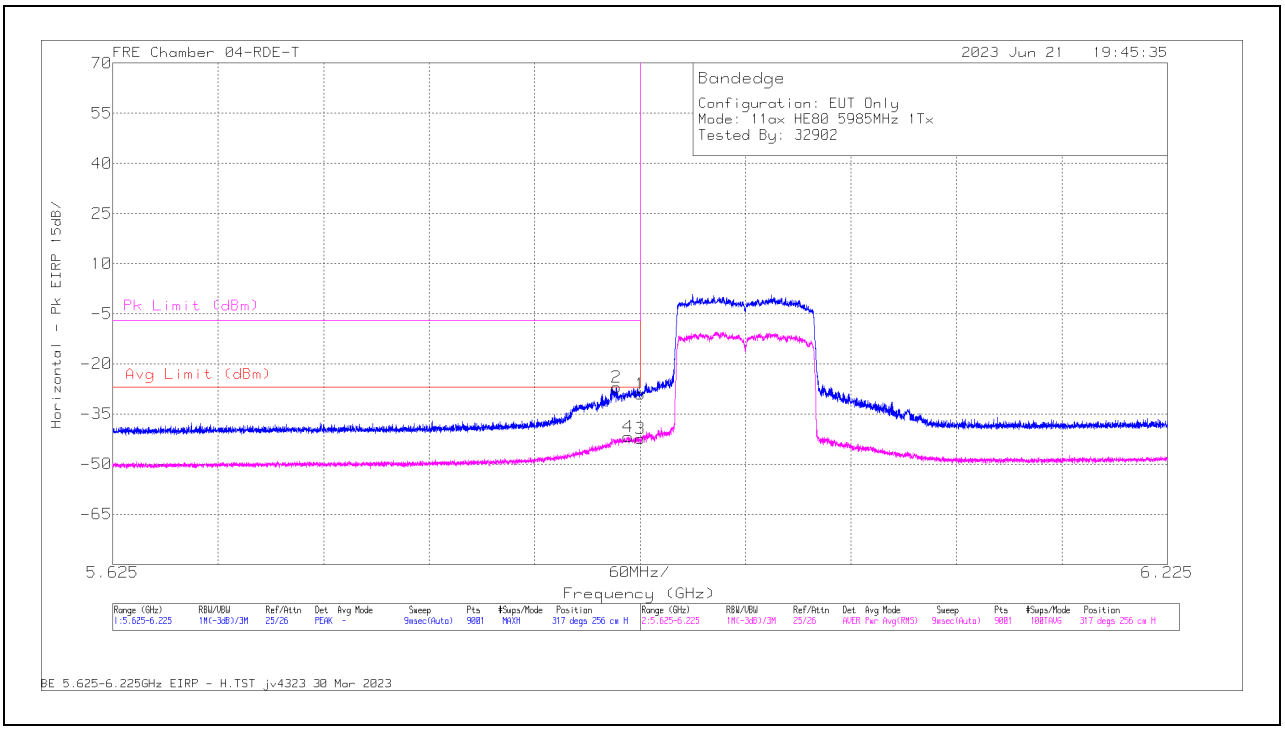

Marker	Frequency (GHz)	Meter Reading (dBm)	Det	226673 ACF (dB) 3mH	Conversion Factor (dB)	DCCF (dB)	Gain/Loss (dB)	Corrected Reading EIRP	Avg Limit (dBm)	RMS Margin (dB)	Pk Limit (dBm)	PK Margin (dB)	Azimuth (Degs)	Height (cm)	Polarity
1	5.925	-41.62	Pk	35.1	11.8	0	-34.25	-28.97	-	-	-7	-21.97	317	256	H
2	5.911535	-39.56	Pk	35.1	11.8	0	-34.27	-26.93	-	-	-7	-19.93	317	256	H
3	5.925	-55.61	RMS	35.1	11.8	.53	-34.25	-42.43	-27	-15.43	-	-	317	256	H
4	5.918201	-54.98	RMS	35.1	11.8	.53	-34.25	-41.8	-27	-14.8	-	-	317	256	H

Pk - Peak detector
RMS - RMS detection

UL VERIFICATION SERVICES
47173 Benicia Street, Fremont, CA 94538; USA TEL:(510) 319-4000 FAX:(510) 661-0888
This report shall not be reproduced except in full, without the written approval of UL VERIFICATION SERVICES

VERTICAL RESULT

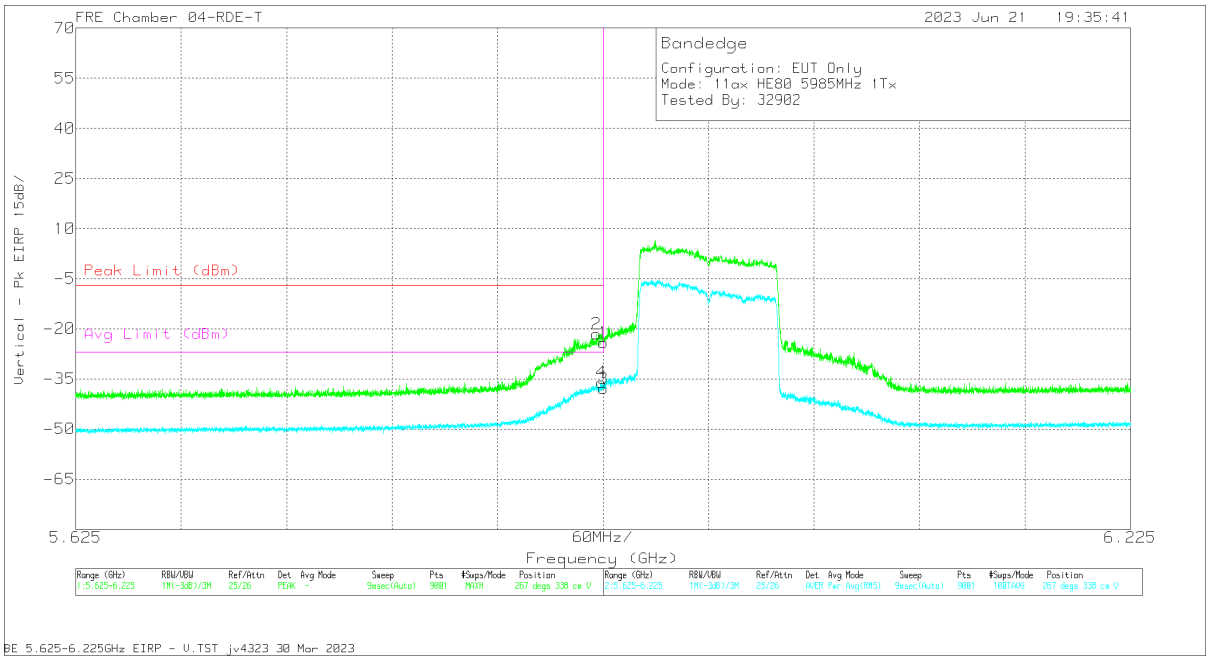

Marker	Frequency (GHz)	Meter Reading (dBm)	Det	226673 ACF (dB) 3mH	Conversion Factor (dB)	DCCF (dB)	Gain/Loss (dB)	Corrected Reading EIRP	Peak Limit (dBm)	PK Margin (dB)	Avg Limit (dBm)	RMS Margin (dB)	Azimuth (Degs)	Height (cm)	Polarity
1	5.925	-36.77	Pk	35.1	11.8	0	-34.25	-24.12	-7	-17.12	-	-	267	338	V
2	5.921335	-34.07	Pk	35.1	11.8	0	-34.28	-21.45	-7	-14.45	-	-	267	338	V
3	5.925	-50.96	RMS	35.1	11.8	.53	-34.25	-37.78	-	-	-27	-10.78	267	338	V
4	5.924068	-49.19	RMS	35.1	11.8	.53	-34.27	-36.03	-	-	-27	-9.03	267	338	V

Pk - Peak detector
RMS - RMS detection

UL VERIFICATION SERVICES
47173 Benicia Street, Fremont, CA 94538; USA TEL:(510) 319-4000 FAX:(510) 661-0888
This report shall not be reproduced except in full, without the written approval of UL VERIFICATION SERVICES

2TX Antenna 6 + Antenna 5 OFDMA MODE: 26-Tone, RU Index 0

BANDEDGE (LOW CHANNEL)

HORIZONTAL RESULT

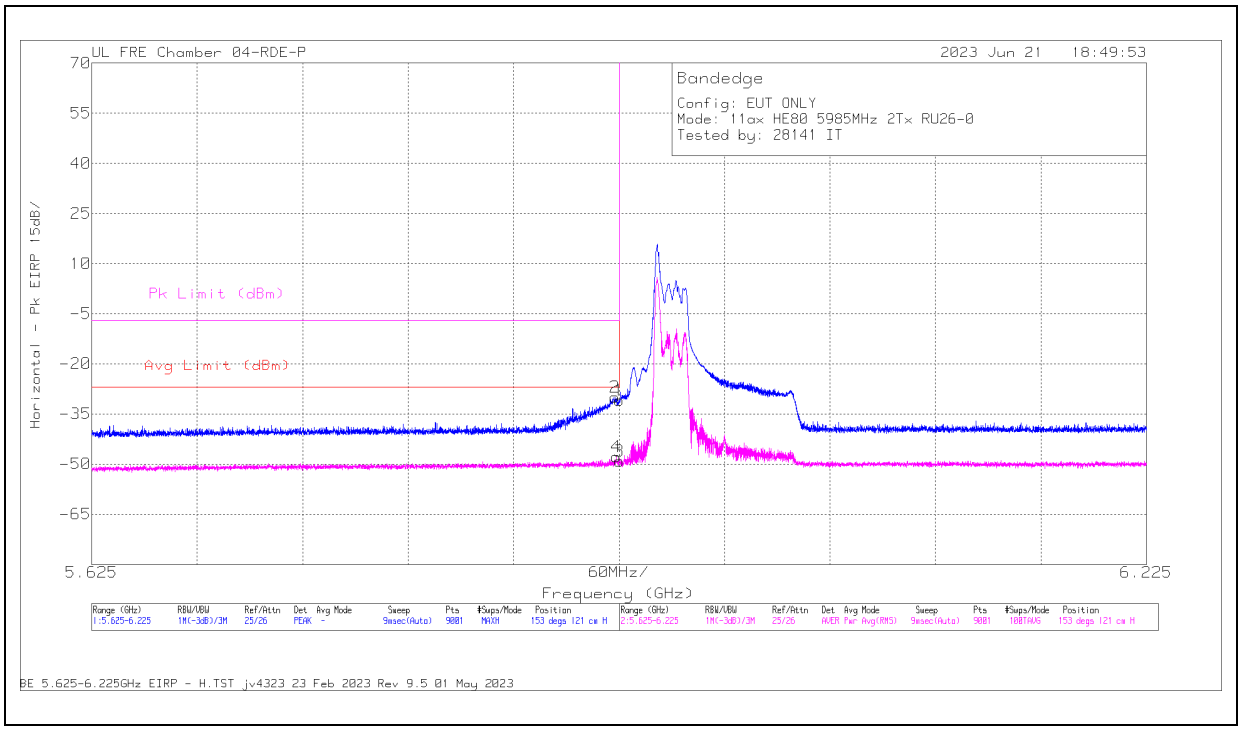

Marker	Frequency (GHz)	Meter Reading (dBm)	Det	222740 ACF(dB) - 3mH	Conversion Factor (dB)	DCCF (dB)	Gain/Loss (dB)	Corrected Reading EIRP	Avg Limit (dBm)	RMS Margin (dB)	Pk Limit (dBm)	PK Margin (dB)	Azimuth (Degs)	Height (cm)	Polarity
1	5.925	-41.4	Pk	34.9	11.8	0	-36.28	-30.98	-	-	-7	-23.98	153	121	H
2	5.922535	-40.28	Pk	34.8	11.8	0	-36.22	-29.9	-	-	-7	-22.9	153	121	H
3	5.925	-59.98	RMS	34.9	11.8	.51	-36.28	-49.05	-27	-22.05	-	-	153	121	H
4	5.923335	-58.69	RMS	34.9	11.8	.51	-36.22	-47.7	-27	-20.7	-	-	153	121	H

Pk - Peak detector
RMS - RMS detection

UL VERIFICATION SERVICES
47173 Benicia Street, Fremont, CA 94538; USA TEL:(510) 319-4000 FAX:(510) 661-0888
This report shall not be reproduced except in full, without the written approval of UL VERIFICATION SERVICES

VERTICAL RESULT

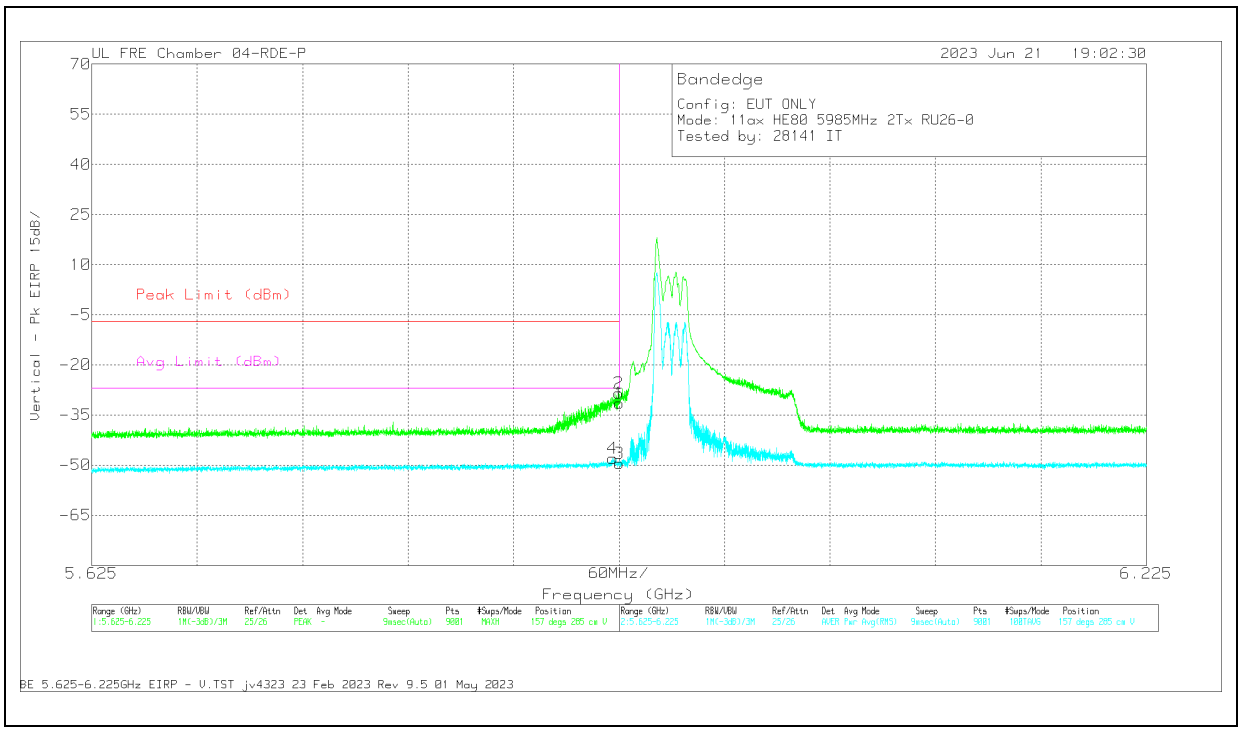

Marker	Frequency (GHz)	Meter Reading (dBm)	Det	222740 ACF(dB) - 3mH	Conversion Factor (dB)	DCCF (dB)	Gain/Loss (dB)	Corrected Reading EIRP	Peak Limit (dBm)	PK Margin (dB)	Avg Limit (dBm)	RMS Margin (dB)	Azimuth (Degs)	Height (cm)	Polarity
1	5.925	-41.91	Pk	34.9	11.8	0	-36.28	-31.49	-7	-24.49	-	-	157	285	V
2	5.924668	-38.86	Pk	34.9	11.8	0	-36.28	-28.44	-7	-21.44	-	-	157	285	V
3	5.925	-60.44	RMS	34.9	11.8	.51	-36.28	-49.51	-	-	-27	-22.51	157	285	V
4	5.921268	-58.74	RMS	34.8	11.8	.51	-36.28	-47.91	-	-	-27	-20.91	157	285	V

Pk - Peak detector
RMS - RMS detection

UL VERIFICATION SERVICES
47173 Benicia Street, Fremont, CA 94538; USA TEL:(510) 319-4000 FAX:(510) 661-0888
This report shall not be reproduced except in full, without the written approval of UL VERIFICATION SERVICES

HARMONICS AND SPURIOUS EMISSIONS

LOW CHANNEL

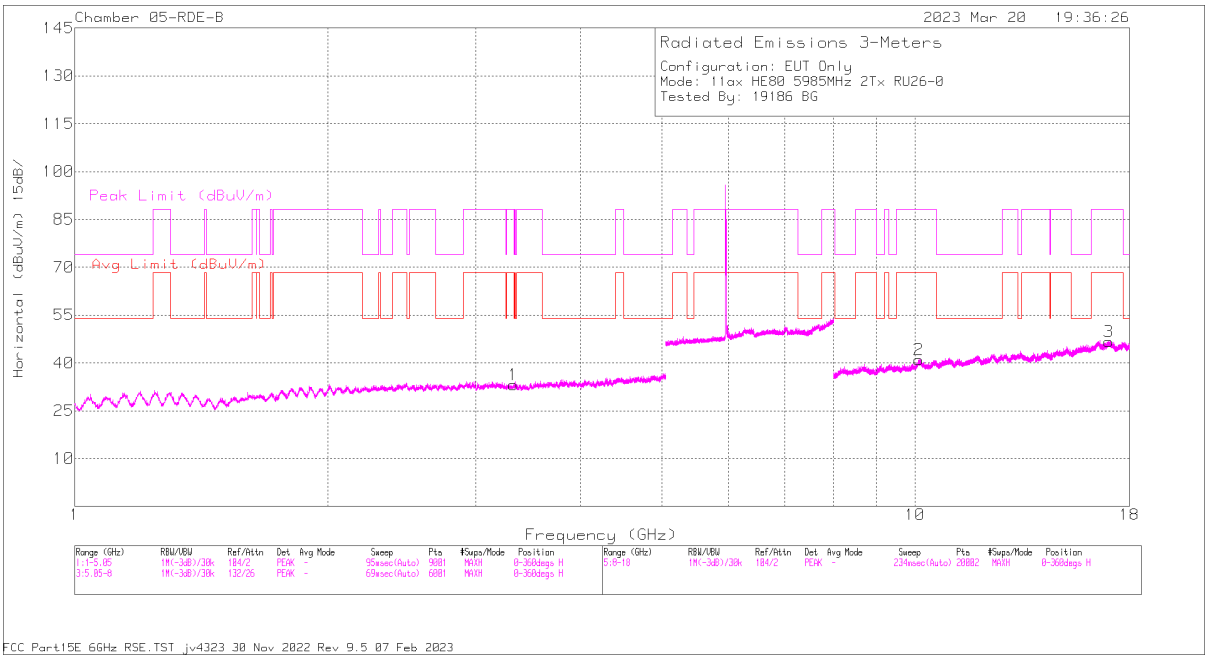

HORIZONTAL

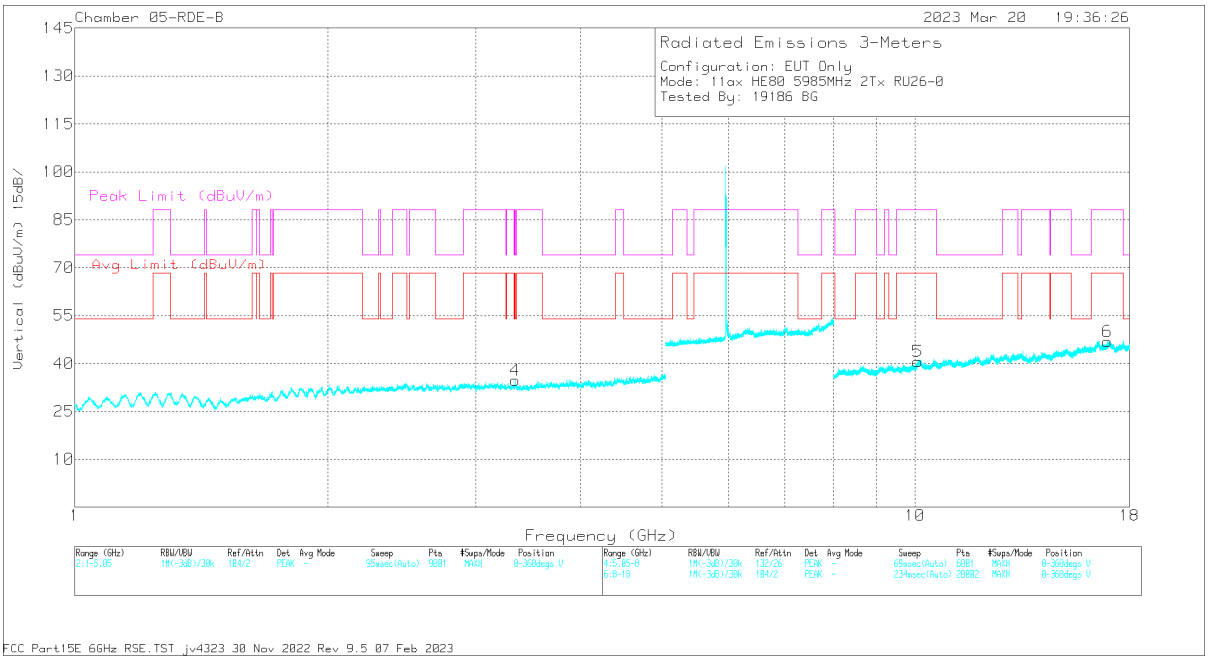

VERTICAL

UL VERIFICATION SERVICES
47173 Benicia Street, Fremont, CA 94538; USA TEL:(510) 319-4000 FAX:(510) 661-0888
This report shall not be reproduced except in full, without the written approval of UL VERIFICATION SERVICES

RADIATED EMISSIONS

Marker	Frequency (GHz)	Meter Reading (dBuV)	Det	Horn Antenna ACF(dB)	Gain/Loss (dB)	Corrected Reading (dBuV/m)	Avg Limit (dBuV/m)	Margin (dB)	Peak Limit (dBuV/m)	PK Margin (dB)	Azimuth (Degs)	Height (cm)	Polarity
1	3.327044	56.91	PK-U	33	-46.28	43.63	-	-	88.2	-44.57	0	101	H
	3.327358	45.09	ADR	33	-46.28	31.81	68.2	-36.39	-	-	0	101	H
2	10.109881	57.49	PK-U	37.6	-44.2	50.89	-	-	88.2	-37.31	0	101	H
	10.107757	45.85	ADR	37.6	-44.22	39.23	68.2	-28.97	-	-	0	101	H
3	17.006084	57.19	PK-U	42	-42.89	56.3	-	-	88.2	-31.9	0	101	H
	17.007308	45.17	ADR	42	-42.88	44.29	68.2	-23.91	-	-	0	101	H
4	3.342584	57.03	PK-U	33	-46.28	43.75	-	-	88.2	-44.45	0	101	V
	3.341305	45.28	ADR	33	-46.29	31.99	68.2	-36.21	-	-	0	101	V
5	10.081741	57.02	PK-U	37.6	-44.47	50.15	-	-	88.2	-38.05	0	101	V
	10.082083	45.56	ADR	37.6	-44.47	38.69	68.2	-29.51	-	-	0	101	V
6	16.942617	58.02	PK-U	42.1	-42.73	57.39	-	-	88.2	-30.81	0	101	V
	16.940619	45.32	ADR	42.2	-42.7	44.82	68.2	-23.38	-	-	0	101	V

* - indicates frequency in CFR47 Pt 15 / IC RSS-Restricted Band
PK-U - U-NII: Maximum Peak
ADR - U-NII AD primary method, RMS average

UL VERIFICATION SERVICES
47173 Benicia Street, Fremont, CA 94538; USA TEL:(510) 319-4000 FAX:(510) 661-0888
This report shall not be reproduced except in full, without the written approval of UL VERIFICATION SERVICES

MID CHANNEL

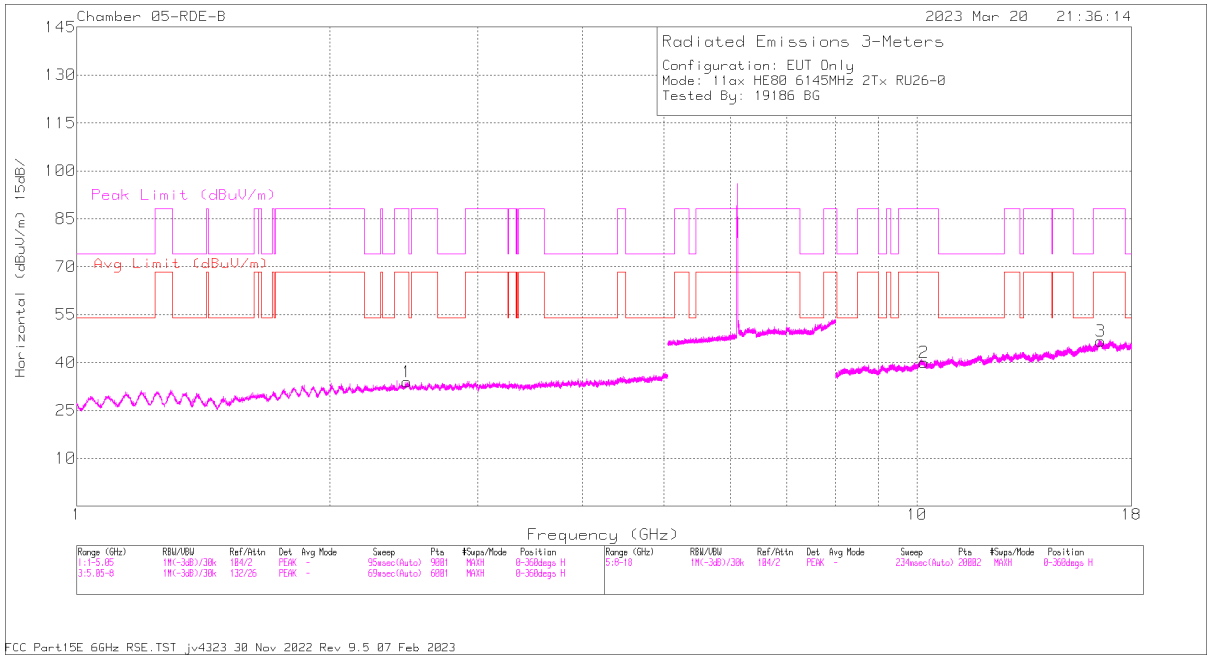

HORIZONTAL

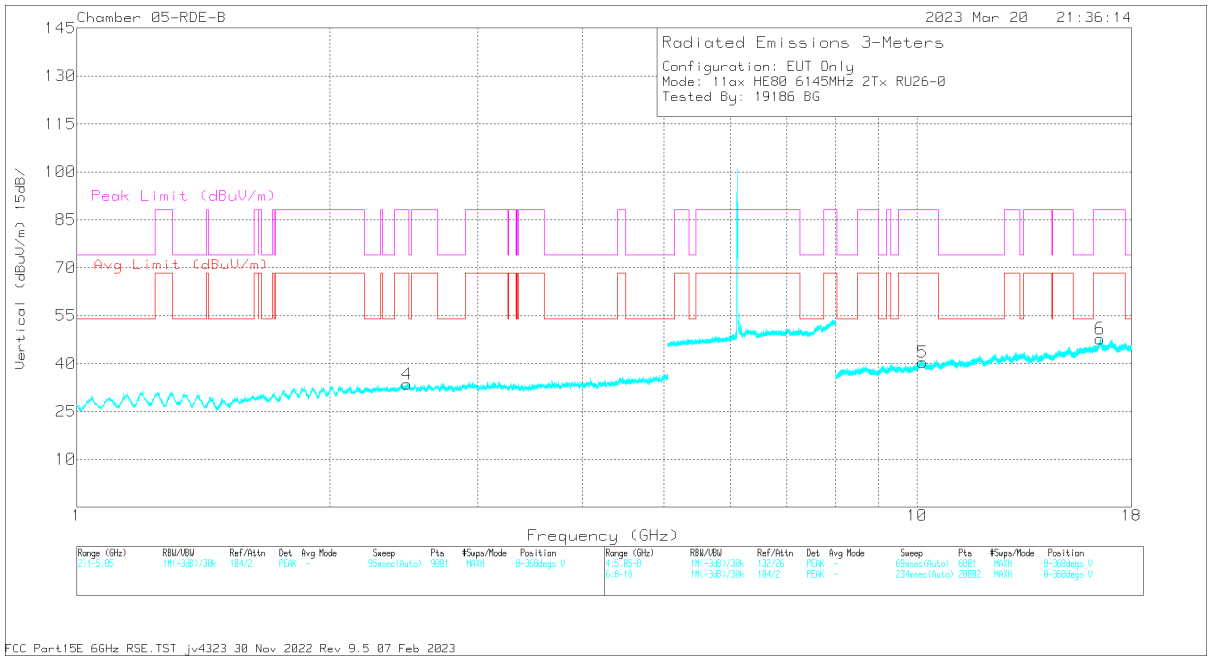

VERTICAL

UL VERIFICATION SERVICES
47173 Benicia Street, Fremont, CA 94538; USA TEL:(510) 319-4000 FAX:(510) 661-0888
This report shall not be reproduced except in full, without the written approval of UL VERIFICATION SERVICES

RADIATED EMISSIONS

Marker	Frequency (GHz)	Meter Reading (dBuV)	Det	Horn Antenna ACF(dB)	Gain/Loss (dB)	Corrected Reading (dBuV/m)	Avg Limit (dBuV/m)	Margin (dB)	Peak Limit (dBuV/m)	PK Margin (dB)	Azimuth (Degs)	Height (cm)	Polarity
1	2.475543	59.97	PK-U	32.6	-48.76	43.81	-	-	88.2	-44.39	1	101	H
	2.475596	48.11	ADR	32.6	-48.76	31.95	68.2	-36.25	-	-	1	101	H
2	10.184116	56.31	PK-U	37.7	-44.24	49.77	-	-	88.2	-38.43	1	101	H
	10.184268	45.19	ADR	37.7	-44.23	38.66	68.2	-29.54	-	-	1	101	H
3	16.545906	56.32	PK-U	42	-42.3	56.02	-	-	88.2	-32.18	1	101	H
	16.545791	44.73	ADR	42	-42.3	44.43	68.2	-23.77	-	-	1	101	H
4	2.473105	59.76	PK-U	32.6	-48.85	43.51	-	-	88.2	-44.69	1	199	V
	2.471648	48.01	ADR	32.6	-48.89	31.72	68.2	-36.48	-	-	1	199	V
5	10.154246	57.24	PK-U	37.7	-44.17	50.77	-	-	88.2	-37.43	1	200	V
	10.155565	45.48	ADR	37.6	-44.14	38.94	68.2	-29.26	-	-	1	200	V
6	16.526912	56.33	PK-U	42	-42.15	56.18	-	-	88.2	-32.02	1	101	V
	16.526976	44.81	ADR	42	-42.15	44.66	68.2	-23.54	-	-	1	101	V

* - indicates frequency in CFR47 Pt 15 / IC RSS-Restricted Band
PK-U - U-NII: Maximum Peak
ADR - U-NII AD primary method, RMS average

UL VERIFICATION SERVICES
47173 Benicia Street, Fremont, CA 94538; USA TEL:(510) 319-4000 FAX:(510) 661-0888
This report shall not be reproduced except in full, without the written approval of UL VERIFICATION SERVICES

HIGH CHANNEL

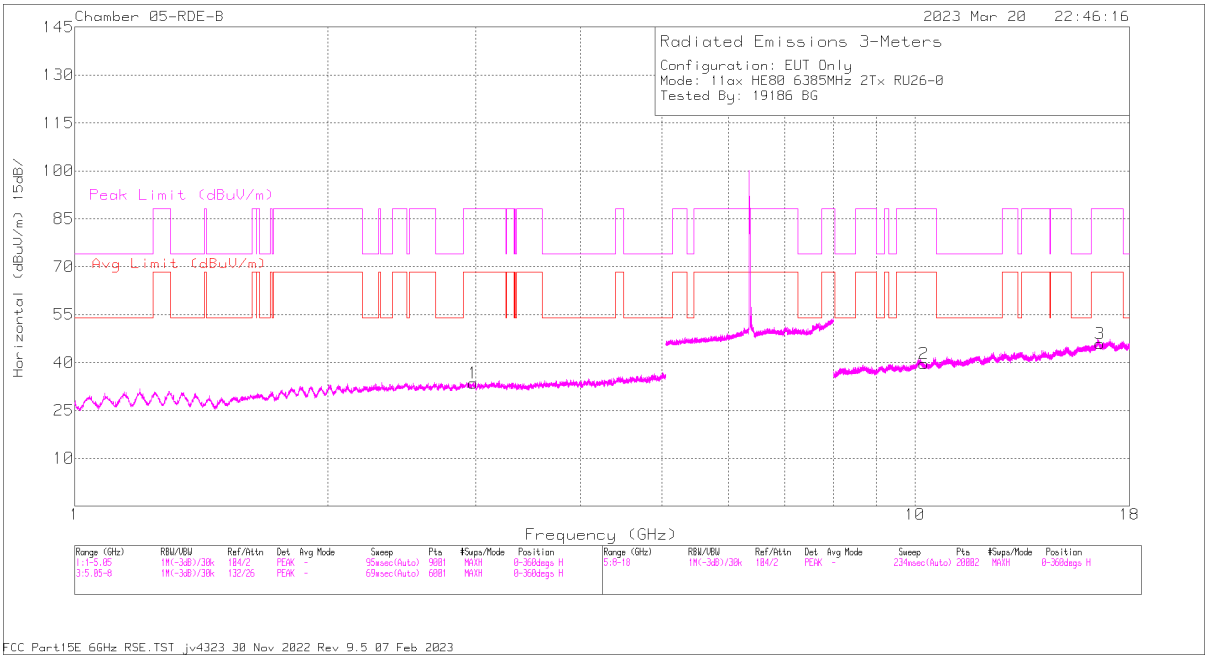

HORIZONTAL

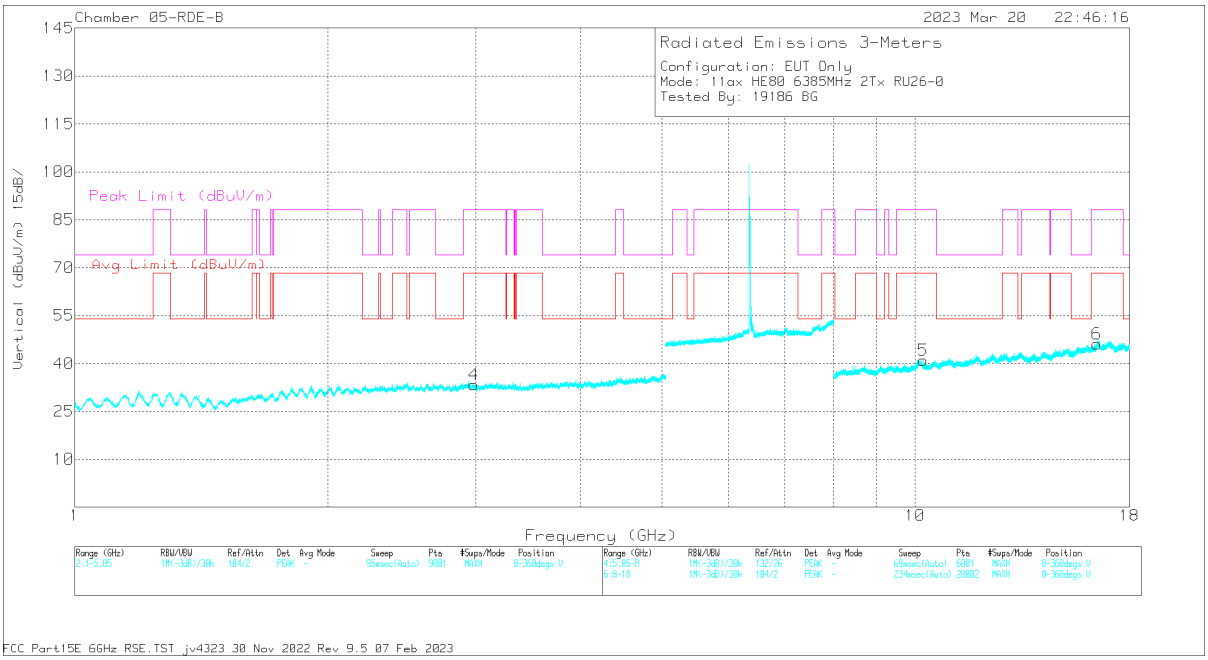

VERTICAL

UL VERIFICATION SERVICES
47173 Benicia Street, Fremont, CA 94538; USA TEL:(510) 319-4000 FAX:(510) 661-0888
This report shall not be reproduced except in full, without the written approval of UL VERIFICATION SERVICES

RADIATED EMISSIONS

Marker	Frequency (GHz)	Meter Reading (dBuV)	Det	Horn Antenna ACF(dB)	Gain/Loss (dB)	Corrected Reading (dBuV/m)	Avg Limit (dBuV/m)	Margin (dB)	Peak Limit (dBuV/m)	PK Margin (dB)	Azimuth (Degs)	Height (cm)	Polarity
1	2.979268	58.54	PK-U	33.3	-47.01	44.83	-	-	88.2	-43.37	1	200	H
	2.980382	45.75	ADR	33.3	-47	32.05	68.2	-36.15	-	-	1	200	H
2	10.244252	56.42	PK-U	37.8	-44.48	49.74	-	-	88.2	-38.46	1	200	H
	10.244422	44.71	ADR	37.8	-44.48	38.03	68.2	-30.17	-	-	1	200	H
3	16.611661	55.3	PK-U	42.2	-42.69	54.81	-	-	88.2	-33.39	1	101	H
	16.612582	43.85	ADR	42.2	-42.67	43.38	68.2	-24.82	-	-	1	101	H
4	2.987658	57.19	PK-U	33.2	-47.04	43.35	-	-	88.2	-44.85	1	101	V
	2.984937	45.7	ADR	33.2	-47.04	31.86	68.2	-36.34	-	-	1	101	V
5	10.226473	56.16	PK-U	37.8	-44.27	49.69	-	-	88.2	-38.51	1	101	V
	10.227209	44.72	ADR	37.8	-44.28	38.24	68.2	-29.96	-	-	1	101	V
6	16.453491	56.77	PK-U	41.8	-42	56.57	-	-	88.2	-31.63	1	200	V
	16.452418	44.72	ADR	41.7	-42	44.42	68.2	-23.78	-	-	1	200	V

* - indicates frequency in CFR47 Pt 15 / IC RSS-Restricted Band
PK-U - U-NII: Maximum Peak
ADR - U-NII AD primary method, RMS average

UL VERIFICATION SERVICES
47173 Benicia Street, Fremont, CA 94538; USA TEL:(510) 319-4000 FAX:(510) 661-0888
This report shall not be reproduced except in full, without the written approval of UL VERIFICATION SERVICES

2TX Antenna 6 + Antenna 5 OFDMA MODE: SU, Single User

BANDEDGE (LOW CHANNEL)

HORIZONTAL RESULT

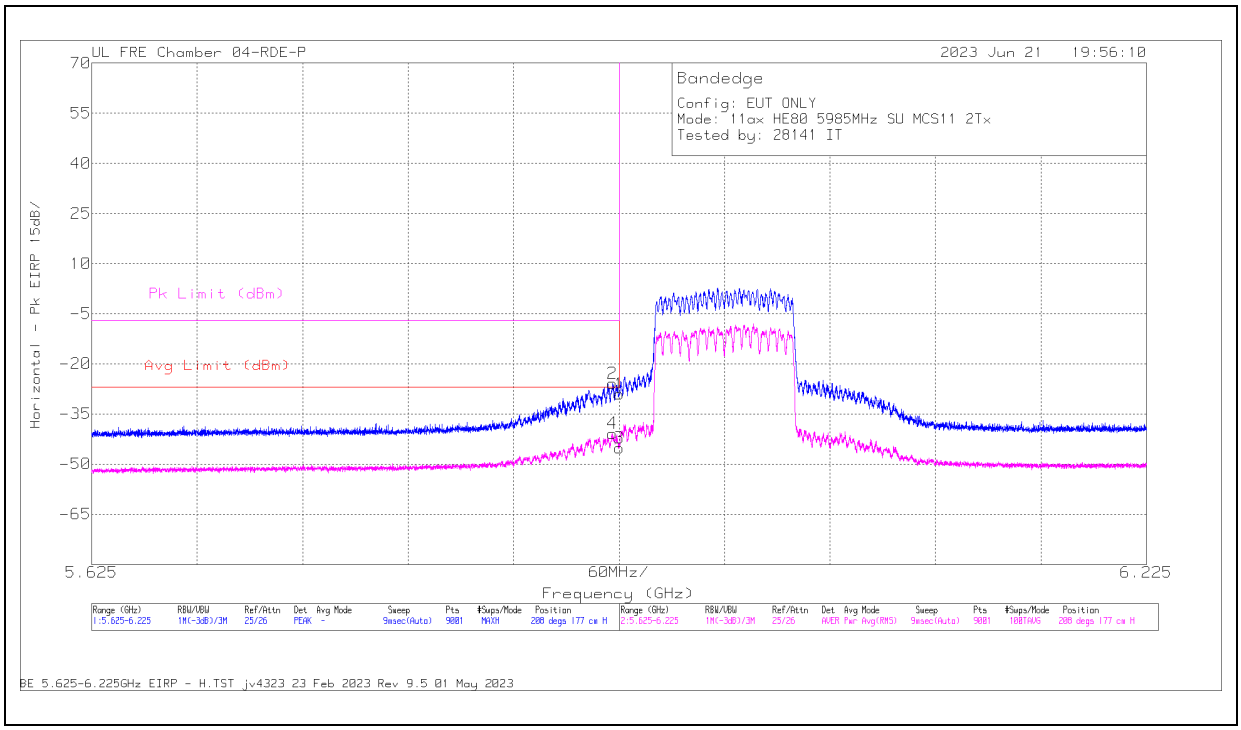

Marker	Frequency (GHz)	Meter Reading (dBm)	Det	222740 ACF(dB) - 3mH	Conversion Factor (dB)	DCCF (dB)	Gain/Loss (dB)	Corrected Reading EIRP	Avg Limit (dBm)	RMS Margin (dB)	Pk Limit (dBm)	PK Margin (dB)	Azimuth (Degs)	Height (cm)	Polarity
1	5.925	-39.41	Pk	34.9	11.8	0	-36.28	-28.99	-	-	-7	-21.99	208	177	H
2	5.921268	-36.13	Pk	34.8	11.8	0	-36.28	-25.81	-	-	-7	-18.81	208	177	H
3	5.925	-55.82	RMS	34.9	11.8	.53	-36.28	-44.87	-27	-17.87	-	-	208	177	H
4	5.921068	-51.26	RMS	34.8	11.8	.53	-36.29	-40.42	-27	-13.42	-	-	208	177	H

Pk - Peak detector
RMS - RMS detection

UL VERIFICATION SERVICES
47173 Benicia Street, Fremont, CA 94538; USA TEL:(510) 319-4000 FAX:(510) 661-0888
This report shall not be reproduced except in full, without the written approval of UL VERIFICATION SERVICES

VERTICAL RESULT

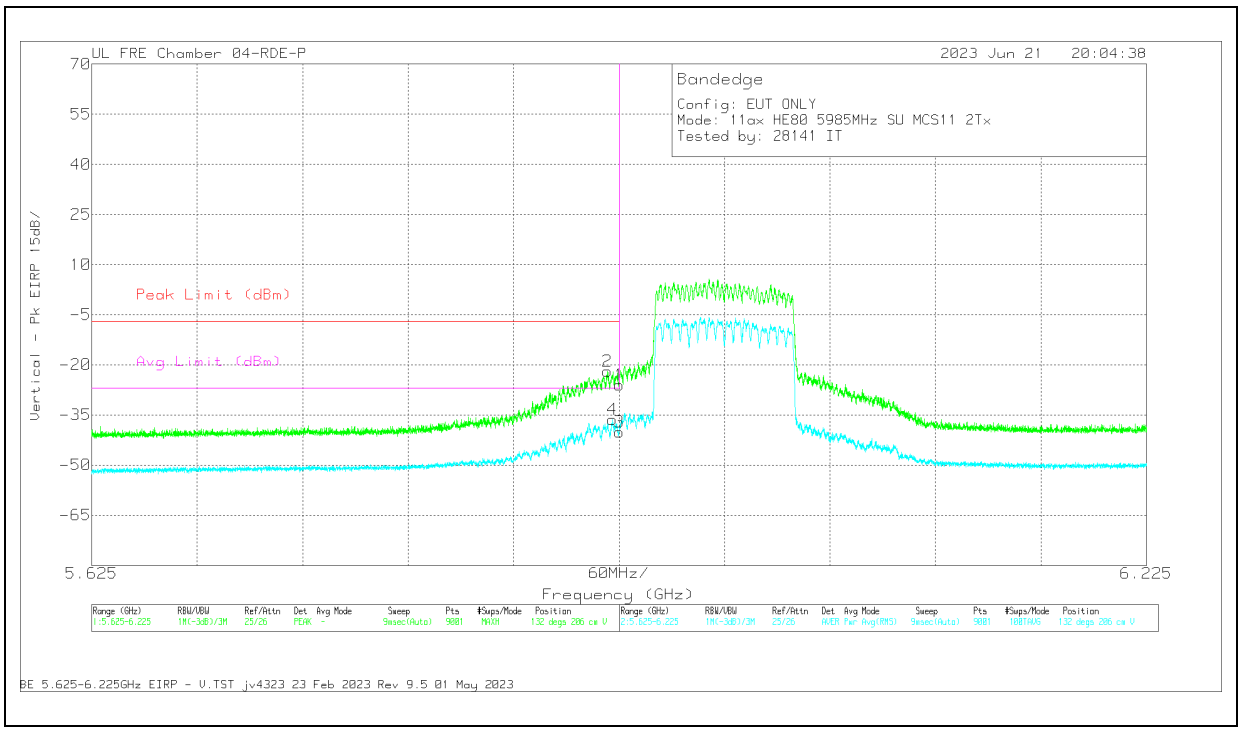

Marker	Frequency (GHz)	Meter Reading (dBm)	Det	222740 ACF(dB) - 3mH	Conversion Factor (dB)	DCCF (dB)	Gain/Loss (dB)	Corrected Reading EIRP	Peak Limit (dBm)	PK Margin (dB)	Avg Limit (dBm)	RMS Margin (dB)	Azimuth (Degs)	Height (cm)	Polarity
1	5.925	-36.37	Pk	34.9	11.8	0	-36.28	-25.95	-7	-18.95	-	-	132	206	V
2	5.918335	-32.08	Pk	34.8	11.8	0	-36.37	-21.85	-7	-14.85	-	-	132	206	V
3	5.925	-50.66	RMS	34.9	11.8	.53	-36.28	-39.71	-	-	-27	-12.71	132	206	V
4	5.921201	-46.9	RMS	34.8	11.8	.53	-36.28	-36.05	-	-	-27	-9.05	132	206	V

Pk - Peak detector
RMS - RMS detection

UL VERIFICATION SERVICES
47173 Benicia Street, Fremont, CA 94538; USA TEL:(510) 319-4000 FAX:(510) 661-0888
This report shall not be reproduced except in full, without the written approval of UL VERIFICATION SERVICES

HARMONICS AND SPURIOUS EMISSIONS

LOW CHANNEL

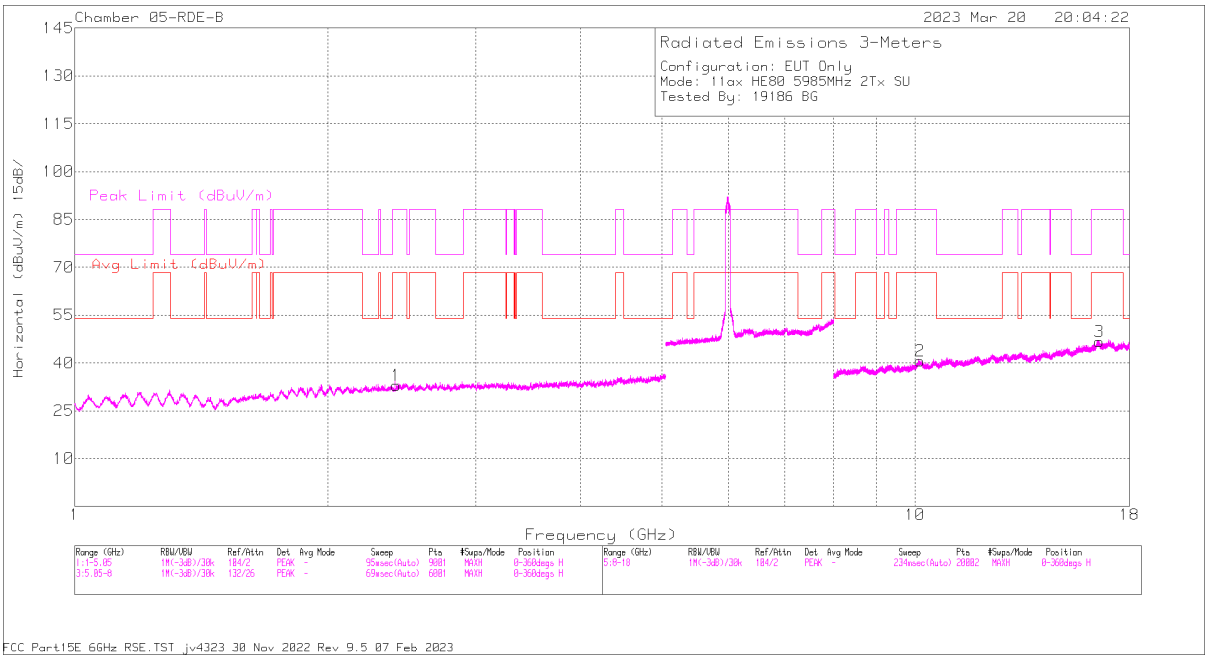

HORIZONTAL

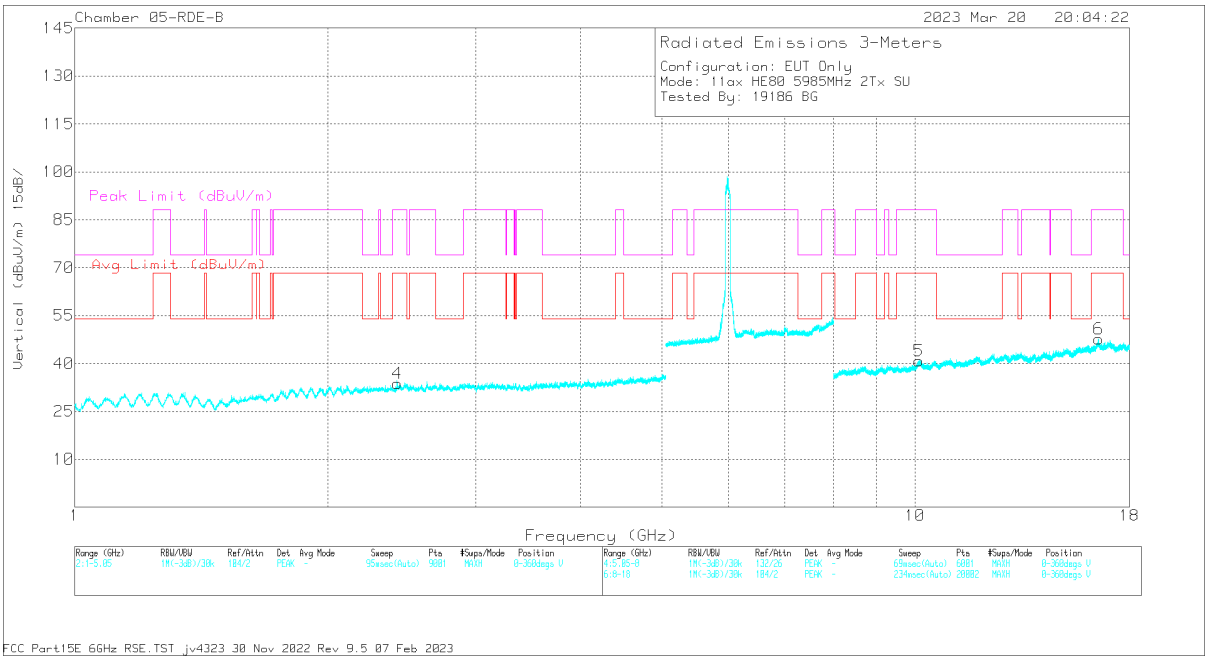

VERTICAL

UL VERIFICATION SERVICES
47173 Benicia Street, Fremont, CA 94538; USA TEL:(510) 319-4000 FAX:(510) 661-0888
This report shall not be reproduced except in full, without the written approval of UL VERIFICATION SERVICES

RADIATED EMISSIONS

Marker	Frequency (GHz)	Meter Reading (dBuV)	Det	Horn Antenna ACF(dB)	Gain/Loss (dB)	Corrected Reading (dBuV/m)	Avg Limit (dBuV/m)	Margin (dB)	Peak Limit (dBuV/m)	PK Margin (dB)	Azimuth (Degs)	Height (cm)	Polarity
1	2.415563	59.54	PK-U	32.3	-49.12	42.72	-	-	88.2	-45.48	2	199	H
	2.415696	48.01	ADR	32.3	-49.13	37.27	68.2	-30.93	-	-	2	199	H
2	2.419464	60.04	PK-U	32.4	-49.15	43.29	-	-	88.2	-44.91	2	101	V
	2.421165	48.08	ADR	32.4	-49.08	31.40	68.2	-36.80	-	-	2	101	V
3	10.136562	56.98	PK-U	37.7	-44.29	50.39	-	-	88.2	-37.81	2	200	H
	10.137809	45.58	ADR	37.7	-44.29	38.99	68.2	-29.21	-	-	2	200	H
4	10.099649	56.81	PK-U	37.6	-44.18	50.23	-	-	88.2	-37.97	2	200	V
	10.09972	45.44	ADR	37.6	-44.18	38.86	68.2	-29.34	-	-	2	200	V
5	16.564515	56.16	PK-U	42	-42.46	55.7	-	-	88.2	-32.5	2	101	H
	16.567802	44.46	ADR	42.1	-42.46	44.10	68.2	-24.10	-	-	2	101	H
6	16.541799	56.35	PK-U	42	-42.28	56.07	-	-	88.2	-32.13	2	101	V
	16.540153	44.66	ADR	42	-42.25	44.41	68.2	-23.79	-	-	2	101	V

PK-U - U-NII: Maximum Peak
ADR - U-NII AD primary method, RMS average

UL VERIFICATION SERVICES
47173 Benicia Street, Fremont, CA 94538; USA TEL:(510) 319-4000 FAX:(510) 661-0888
This report shall not be reproduced except in full, without the written approval of UL VERIFICATION SERVICES

MID CHANNEL

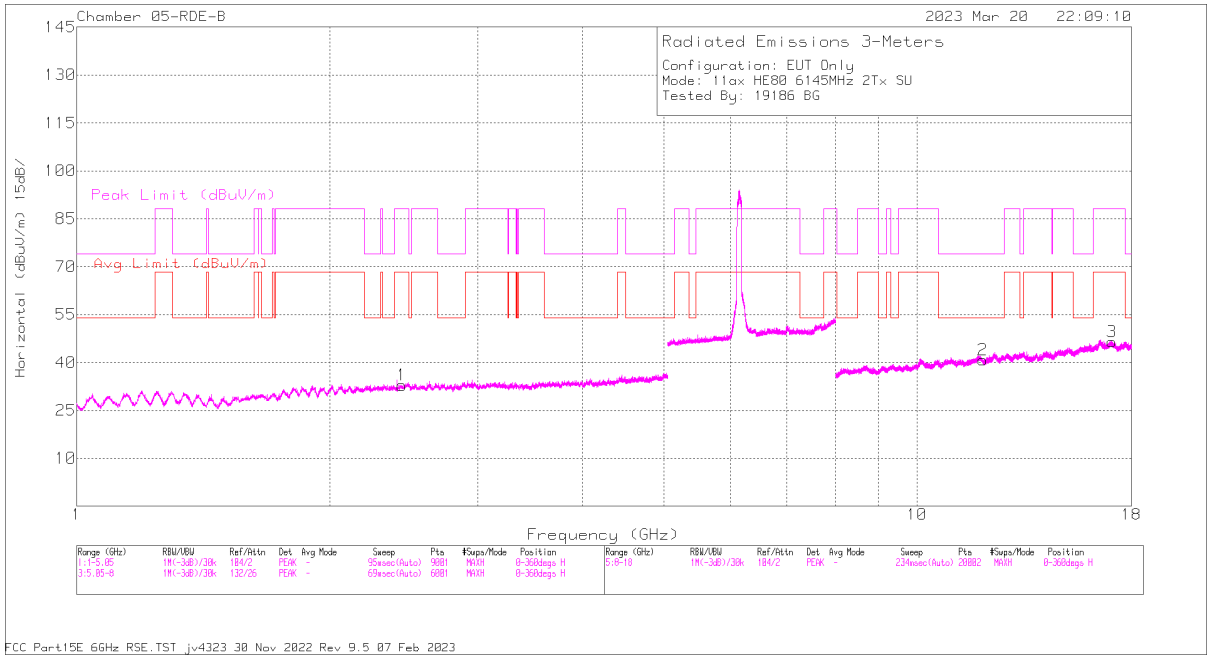

HORIZONTAL

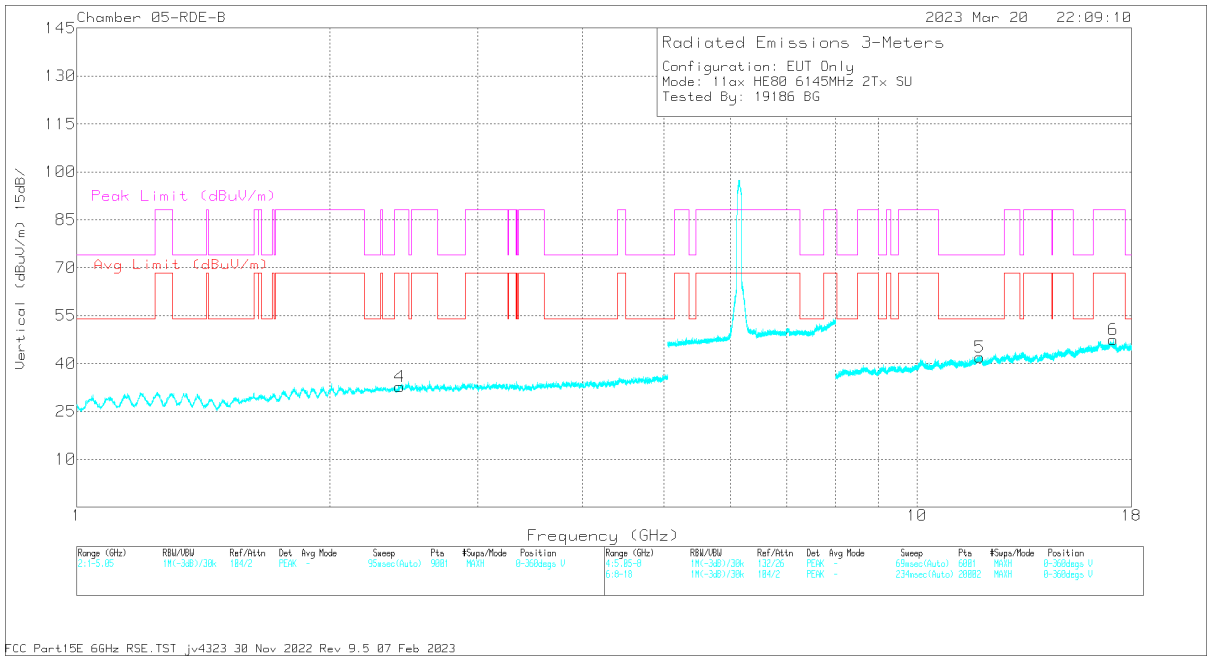

VERTICAL

UL VERIFICATION SERVICES
47173 Benicia Street, Fremont, CA 94538; USA TEL:(510) 319-4000 FAX:(510) 661-0888
This report shall not be reproduced except in full, without the written approval of UL VERIFICATION SERVICES

RADIATED EMISSIONS

Marker	Frequency (GHz)	Meter Reading (dBuV)	Det	Horn Antenna ACF(dB)	Gain/Loss (dB)	Corrected Reading (dBuV/m)	Avg Limit (dBuV/m)	Margin (dB)	Peak Limit (dBuV/m)	PK Margin (dB)	Azimuth (Degs)	Height (cm)	Polarity
1	2.436062	60.23	PK-U	32.5	-49.13	43.6	-	-	88.2	-44.6	2	199	H
	2.439036	48.04	ADR	32.5	-49.04	31.50	68.2	-36.70	-	-	2	199	H
2	2.421427	59.67	PK-U	32.4	-49.08	42.99	-	-	88.2	-45.21	2	101	V
	2.423403	48.22	ADR	32.4	-49.11	31.51	68.2	-36.69	-	-	2	101	V
3	* 11.97505	55.29	PK-U	39	-43	51.29	-	-	74	-22.71	2	101	H
	* 11.974003	43.72	ADR	39	-42.97	39.75	54	-14.25	-	-	2	101	H
4	* 11.878676	54.79	PK-U	38.9	-42.41	51.28	-	-	74	-22.72	2	200	V
	* 11.878221	43.19	ADR	38.9	-42.41	39.68	54	-14.32	-	-	2	200	V
5	17.057973	56.93	PK-U	42	-43.23	55.7	-	-	88.2	-32.5	2	101	H
	17.054915	45.65	ADR	42	-43.21	44.44	68.2	-23.76	-	-	2	101	H
6	17.115001	57.2	PK-U	41.8	-43.33	55.67	-	-	88.2	-32.53	2	200	V
	17.116032	45.47	ADR	41.8	-43.33	43.94	68.2	-24.26	-	-	2	200	V

* - indicates frequency in CFR47 Pt 15 / IC RSS-Restricted Band
PK-U - U-NII: Maximum Peak
ADR - U-NII AD primary method, RMS average

UL VERIFICATION SERVICES
47173 Benicia Street, Fremont, CA 94538; USA TEL:(510) 319-4000 FAX:(510) 661-0888
This report shall not be reproduced except in full, without the written approval of UL VERIFICATION SERVICES

HIGH CHANNEL

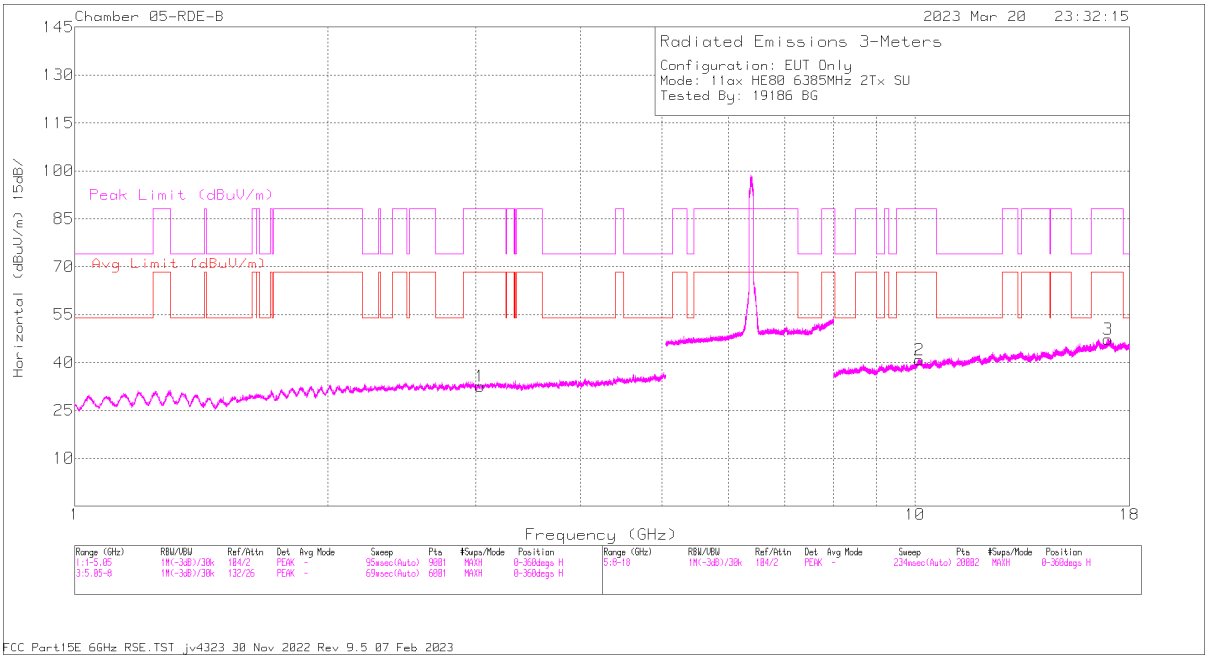

HORIZONTAL

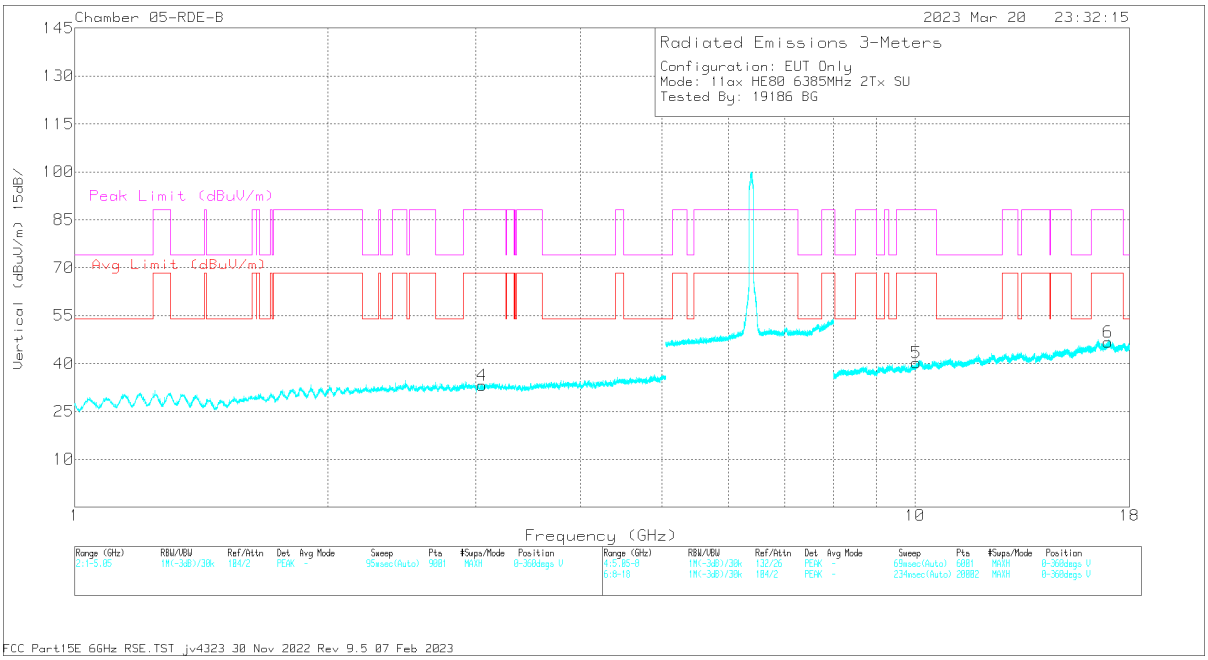

VERTICAL

UL VERIFICATION SERVICES
47173 Benicia Street, Fremont, CA 94538; USA TEL:(510) 319-4000 FAX:(510) 661-0888
This report shall not be reproduced except in full, without the written approval of UL VERIFICATION SERVICES

RADIATED EMISSIONS

Marker	Frequency (GHz)	Meter Reading (dBuV)	Det	Horn Antenna ACF(dB)	Gain/Loss (dB)	Corrected Reading (dBuV/m)	Avg Limit (dBuV/m)	Margin (dB)	Peak Limit (dBuV/m)	PK Margin (dB)	Azimuth (Degs)	Height (cm)	Polarity
1	3.036164	56.79	PK-U	33.1	-46.74	43.15	-	-	88.2	-45.05	1	101	H
	3.0376	45.07	ADR	33.1	-46.73	31.44	68.2	-36.76	-	-	1	101	H
2	3.05398	57.2	PK-U	33.2	-46.79	43.61	-	-	88.2	-44.59	1	101	V
	3.053309	45.12	ADR	33.2	-46.79	31.53	68.2	-36.67	-	-	1	101	V
3	10.118126	56.87	PK-U	37.6	-44.23	50.24	-	-	88.2	-37.96	1	200	H
	10.117011	45.36	ADR	37.6	-44.22	38.74	68.2	-29.46	-	-	1	200	H
4	10.03351	56.33	PK-U	37.6	-44.77	49.16	-	-	88.2	-39.04	1	101	V
	10.034762	45	ADR	37.6	-44.74	37.86	68.2	-30.34	-	-	1	101	V
5	16.978294	56.64	PK-U	42.2	-42.85	55.99	-	-	88.2	-32.21	1	101	H
	16.98012	45.16	ADR	42.2	-42.86	44.50	68.2	-23.70	-	-	1	101	H
6	16.968938	56.7	PK-U	42.2	-42.85	56.05	-	-	88.2	-32.15	1	101	V
	16.968921	45.14	ADR	42.2	-42.85	44.49	68.2	-23.71	-	-	1	101	V

PK-U - U-NII: Maximum Peak
ADR - U-NII AD primary method, RMS average

UL VERIFICATION SERVICES
47173 Benicia Street, Fremont, CA 94538; USA TEL:(510) 319-4000 FAX:(510) 661-0888
This report shall not be reproduced except in full, without the written approval of UL VERIFICATION SERVICES

1.1.3. TX ABOVE 1 GHz 802.11ax HE160 MODE IN THE UNII-5 BAND

1TX Antenna 6 MODE: 26-Tone, RU Index 0

BANDEDGE (LOW CHANNEL)

HORIZONTAL RESULT

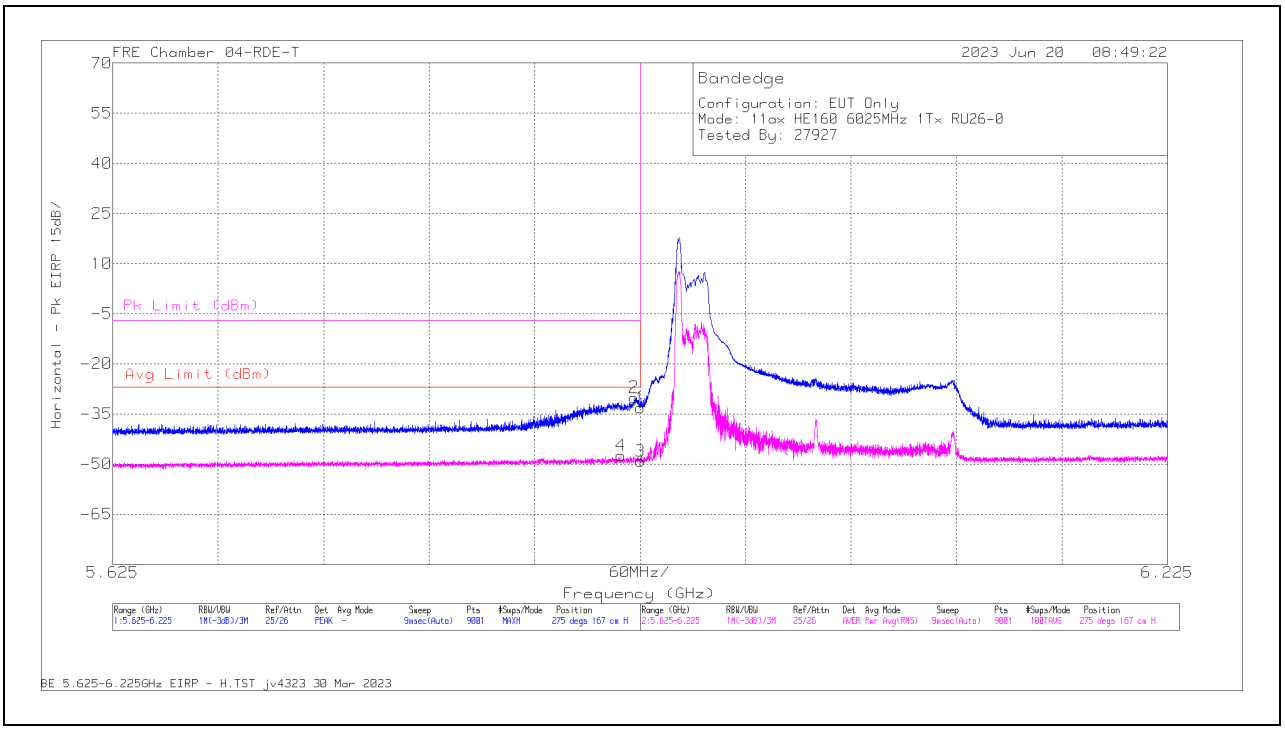

Marker	Frequency (GHz)	Meter Reading (dBm)	Det	226673 ACF (dB) 3mH	Conversion Factor (dB)	DCCF (dB)	Gain/Loss (dB)	Corrected Reading EIRP	Avg Limit (dBm)	RMS Margin (dB)	Pk Limit (dBm)	PK Margin (dB)	Azimuth (Degs)	Height (cm)	Polarity
1	5.925	-45.75	Pk	35.1	11.8	0	-34.25	-33.1	-	-	-7	-26.1	275	167	H
2	5.921668	-42.7	Pk	35.1	11.8	0	-34.27	-30.07	-	-	-7	-23.07	275	167	H
3	5.925	-62.28	RMS	35.1	11.8	.52	-34.25	-49.11	-27	-22.11	-	-	275	167	H
4	5.914135	-60.62	RMS	35.1	11.8	.52	-34.26	-47.46	-27	-20.46	-	-	275	167	H

Pk - Peak detector
RMS - RMS detection

UL VERIFICATION SERVICES
47173 Benicia Street, Fremont, CA 94538; USA TEL:(510) 319-4000 FAX:(510) 661-0888
This report shall not be reproduced except in full, without the written approval of UL VERIFICATION SERVICES

VERTICAL RESULT

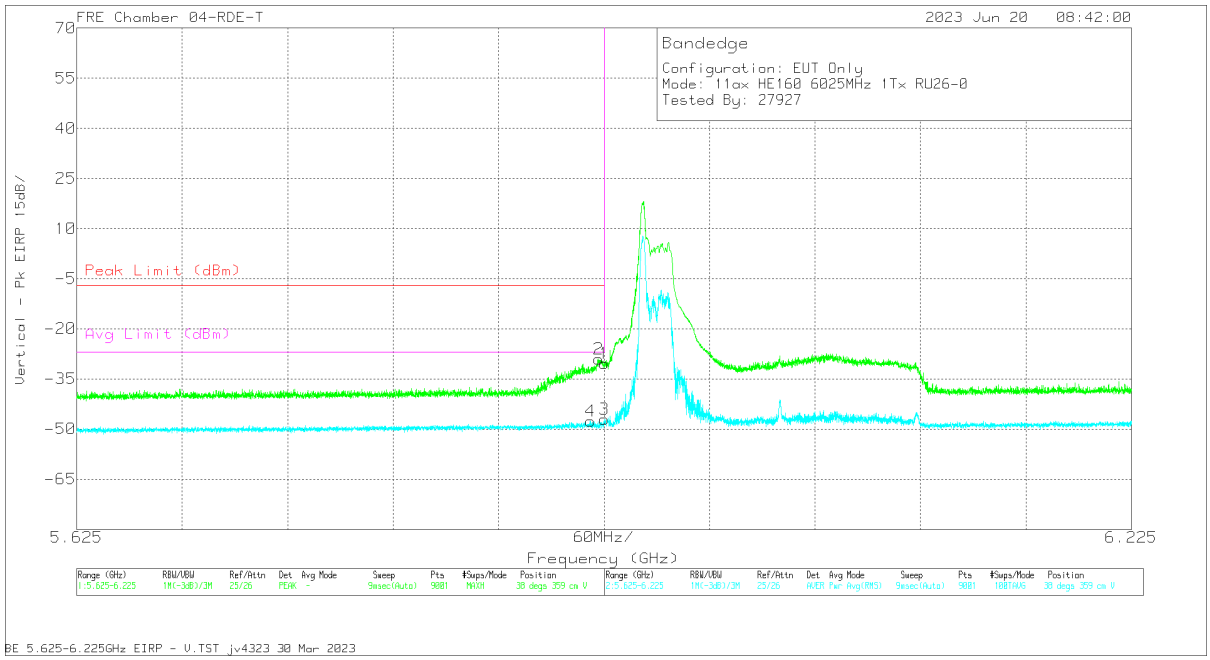

Marker	Frequency (GHz)	Meter Reading (dBm)	Det	226673 ACF (dB) 3mH	Conversion Factor (dB)	DCCF (dB)	Gain/Loss (dB)	Corrected Reading EIRP	Peak Limit (dBm)	PK Margin (dB)	Avg Limit (dBm)	RMS Margin (dB)	Azimuth (Degs)	Height (cm)	Polarity
1	5.925	-43.03	Pk	35.1	11.8	0	-34.25	-30.38	-7	-23.38	-	-	38	359	V
2	5.922001	-41.62	Pk	35.1	11.8	0	-34.27	-28.99	-7	-21.99	-	-	38	359	V
3	5.925	-60.27	RMS	35.1	11.8	.52	-34.25	-47.1	-	-	-27	-20.1	38	359	V
4	5.917201	-60.71	RMS	35.1	11.8	.52	-34.26	-47.55	-	-	-27	-20.55	38	359	V

Pk - Peak detector
RMS - RMS detection

UL VERIFICATION SERVICES
47173 Benicia Street, Fremont, CA 94538; USA TEL:(510) 319-4000 FAX:(510) 661-0888
This report shall not be reproduced except in full, without the written approval of UL VERIFICATION SERVICES

1TX Antenna 6 MODE: SU, Single User

BANDEDGE (LOW CHANNEL)

HORIZONTAL RESULT

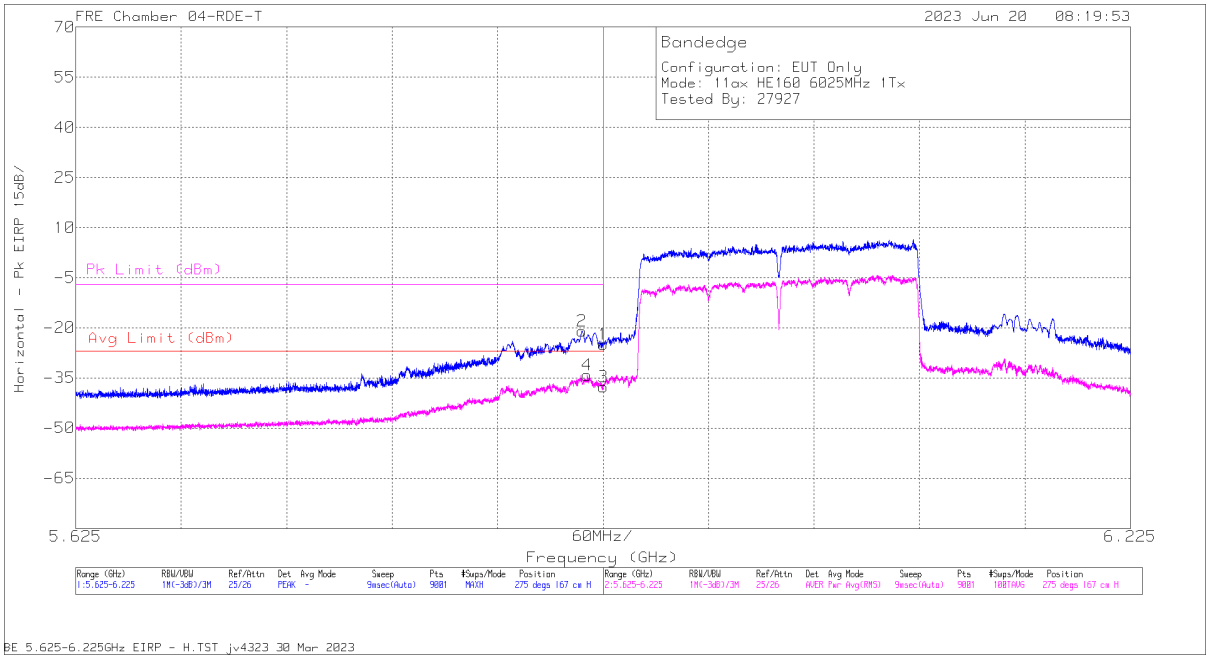

Marker	Frequency (GHz)	Meter Reading (dBm)	Det	226673 ACF (dB) 3mH	Conversion Factor (dB)	DCCF (dB)	Gain/Loss (dB)	Corrected Reading EIRP	Avg Limit (dBm)	RMS Margin (dB)	Pk Limit (dBm)	PK Margin (dB)	Azimuth (Degs)	Height (cm)	Polarity
1	5.925	-37.51	Pk	35.1	11.8	0	-34.25	-24.86	-	-	-7	-17.86	275	167	H
2	5.913068	-33.64	Pk	35.1	11.8	0	-34.26	-21	-	-	-7	-14	275	167	H
3	5.925	-50.96	RMS	35.1	11.8	.74	-34.25	-37.57	-27	-10.57	-	-	275	167	H
4	5.915935	-47.56	RMS	35.1	11.8	.74	-34.26	-34.18	-27	-7.18	-	-	275	167	H

Pk - Peak detector
RMS - RMS detection

UL VERIFICATION SERVICES
47173 Benicia Street, Fremont, CA 94538; USA TEL:(510) 319-4000 FAX:(510) 661-0888
This report shall not be reproduced except in full, without the written approval of UL VERIFICATION SERVICES

VERTICAL RESULT

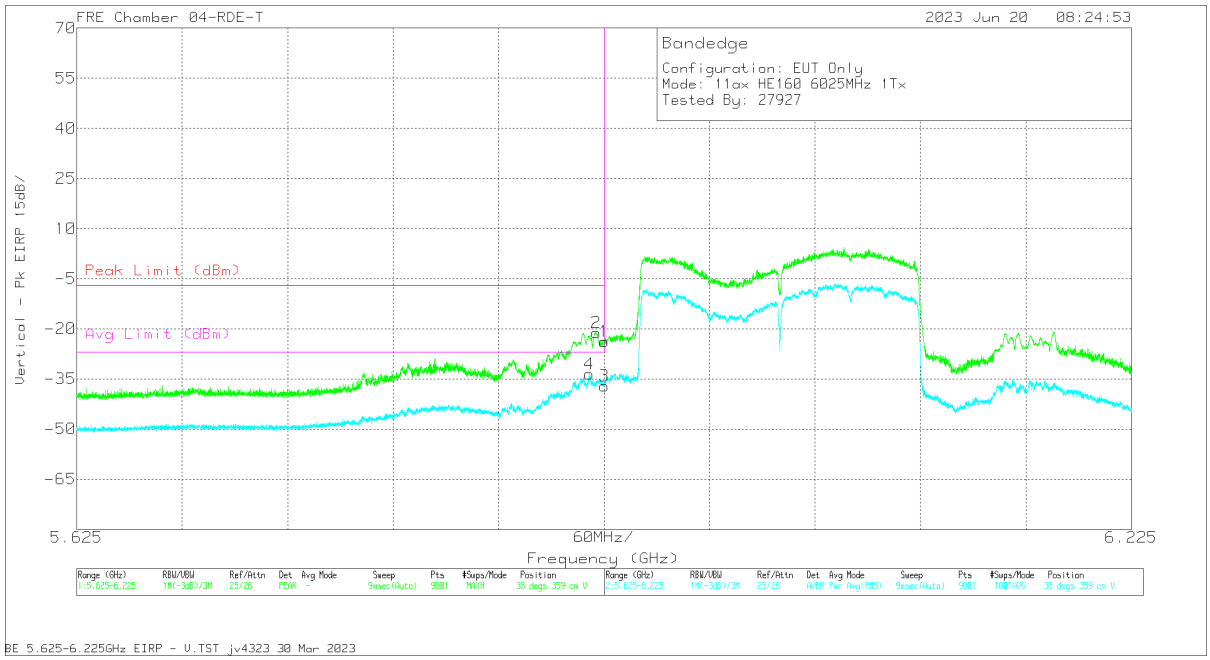

Marker	Frequency (GHz)	Meter Reading (dBm)	Det	226673 ACF (dB) 3mH	Conversion Factor (dB)	DCCF (dB)	Gain/Loss (dB)	Corrected Reading EIRP	Peak Limit (dBm)	PK Margin (dB)	Avg Limit (dBm)	RMS Margin (dB)	Azimuth (Degs)	Height (cm)	Polarity
1	5.925	-36.35	Pk	35.1	11.8	0	-34.25	-23.7	-7	-16.7	-	-	38	359	V
2	5.920468	-33.72	Pk	35.1	11.8	0	-34.27	-21.09	-7	-14.09	-	-	38	359	V
3	5.925	-50.44	RMS	35.1	11.8	.74	-34.25	-37.05	-	-	-27	-10.05	38	359	V
4	5.916535	-46.88	RMS	35.1	11.8	.74	-34.26	-33.5	-	-	-27	-6.5	38	359	V

Pk - Peak detector
RMS - RMS detection

UL VERIFICATION SERVICES
47173 Benicia Street, Fremont, CA 94538; USA TEL:(510) 319-4000 FAX:(510) 661-0888
This report shall not be reproduced except in full, without the written approval of UL VERIFICATION SERVICES

1TX Antenna 5 MODE: 26-Tone, RU Index 0

BANDEDGE (LOW CHANNEL)

HORIZONTAL RESULT

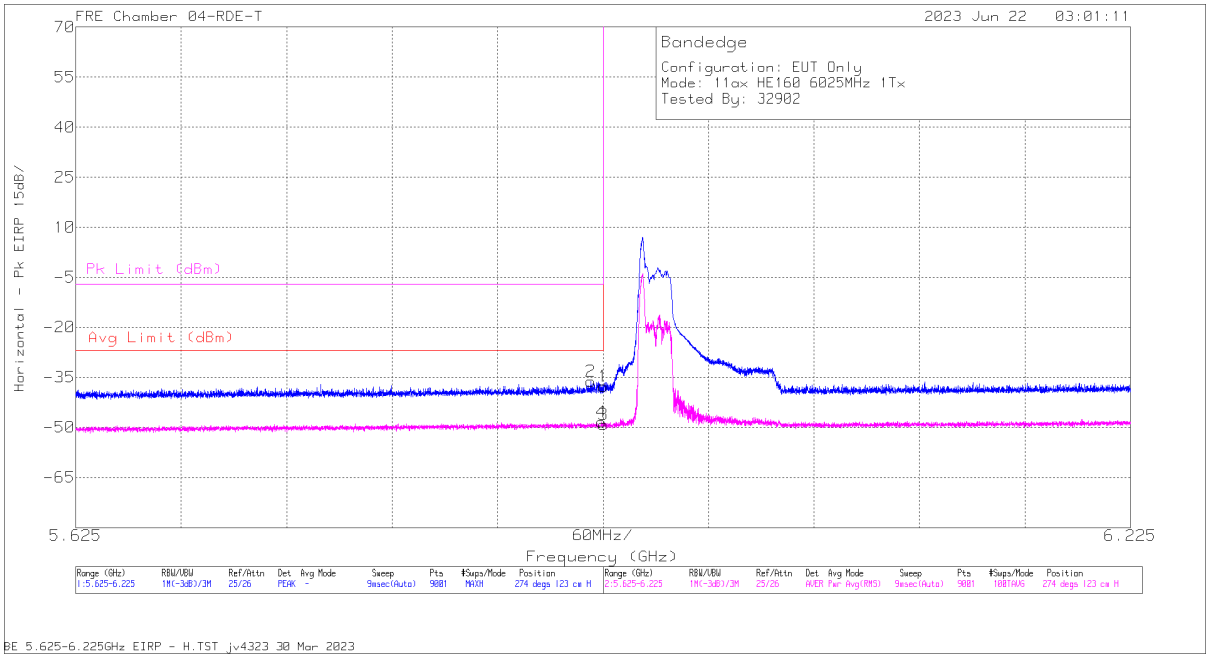

Marker	Frequency (GHz)	Meter Reading (dBm)	Det	226673 ACF (dB) 3mH	Conversion Factor (dB)	DCCF (dB)	Gain/Loss (dB)	Corrected Reading EIRP	Avg Limit (dBm)	RMS Margin (dB)	Pk Limit (dBm)	PK Margin (dB)	Azimuth (Degs)	Height (cm)	Polarity
1	5.925	-50.33	Pk	35.1	11.8	0	-34.25	-37.68	-	-	-7	-30.68	274	123	H
2	5.917868	-48.73	Pk	35.1	11.8	0	-34.25	-36.08	-	-	-7	-29.08	274	123	H
3	5.925	-62.35	RMS	35.1	11.8	.52	-34.25	-49.18	-27	-22.18	-	-	274	123	H
4	5.924068	-61.56	RMS	35.1	11.8	.52	-34.27	-48.41	-27	-21.41	-	-	274	123	H

Pk - Peak detector
RMS - RMS detection

UL VERIFICATION SERVICES
47173 Benicia Street, Fremont, CA 94538; USA TEL:(510) 319-4000 FAX:(510) 661-0888
This report shall not be reproduced except in full, without the written approval of UL VERIFICATION SERVICES

VERTICAL RESULT

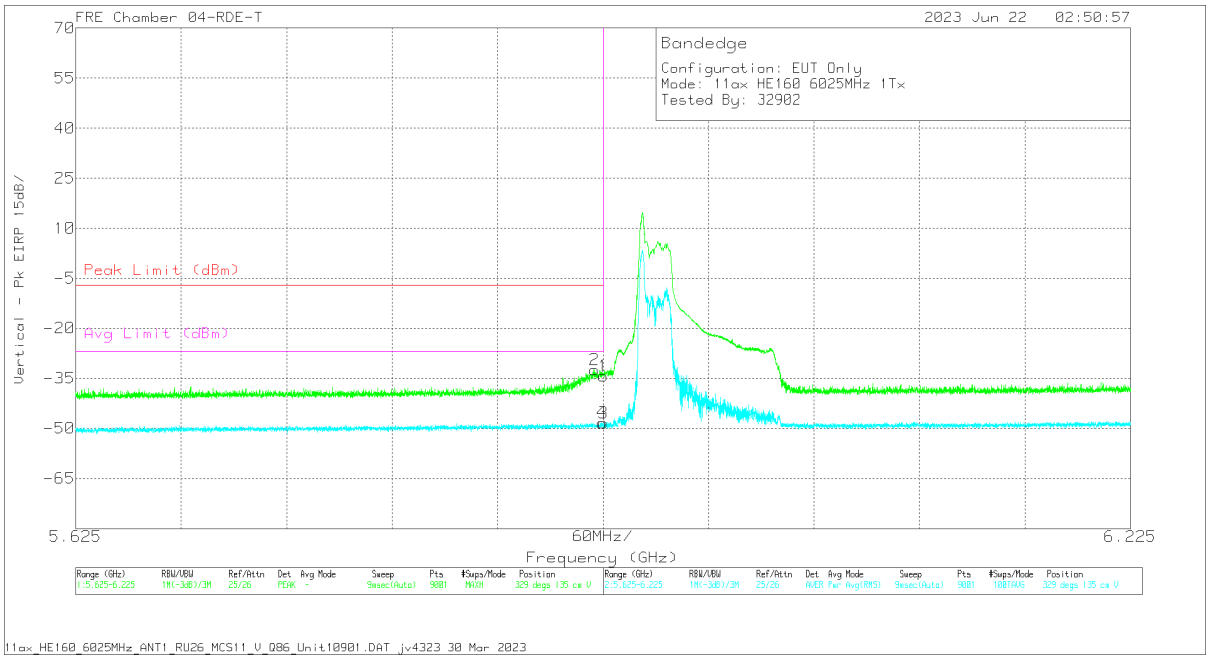

Marker	Frequency (GHz)	Meter Reading (dBm)	Det	226673 ACF (dB) 3mH	Conversion Factor (dB)	DCCF (dB)	Gain/Loss (dB)	Corrected Reading EIRP	Peak Limit (dBm)	PK Margin (dB)	Avg Limit (dBm)	RMS Margin (dB)	Azimuth (Degs)	Height (cm)	Polarity
1	5.925	-46.87	Pk	35.1	11.8	0	-34.25	-34.22	-7	-27.22	-	-	329	135	V
2	5.920068	-45.05	Pk	35.1	11.8	0	-34.26	-32.41	-7	-25.41	-	-	329	135	V
3	5.925	-61.59	RMS	35.1	11.8	.52	-34.25	-48.42	-	-	-27	-21.42	329	135	V
4	5.924402	-61.41	RMS	35.1	11.8	.52	-34.26	-48.25	-	-	-27	-21.25	329	135	V

Pk - Peak detector
RMS - RMS detection

UL VERIFICATION SERVICES
47173 Benicia Street, Fremont, CA 94538; USA TEL:(510) 319-4000 FAX:(510) 661-0888
This report shall not be reproduced except in full, without the written approval of UL VERIFICATION SERVICES

1TX Antenna 5 MODE: SU, Single User

BANDEDGE (LOW CHANNEL)

HORIZONTAL RESULT

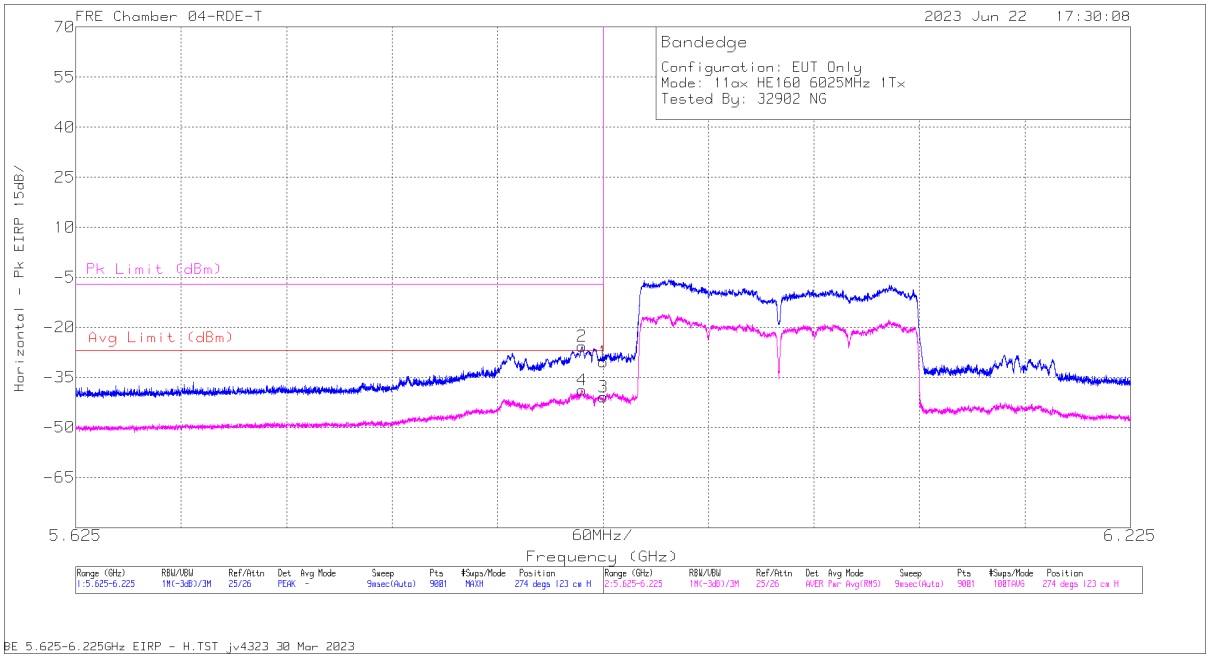

Marker	Frequency (GHz)	Meter Reading (dBm)	Det	226673 ACF (dB) 3mH	Conversion Factor (dB)	DCCF (dB)	Gain/Loss (dB)	Corrected Reading EIRP	Avg Limit (dBm)	RMS Margin (dB)	Pk Limit (dBm)	PK Margin (dB)	Azimuth (Degs)	Height (cm)	Polarity
1	5.925	-42.97	Pk	35.1	11.8	0	-34.25	-30.32	-	-	-7	-23.32	274	123	H
2	5.912868	-38.32	Pk	35.1	11.8	0	-34.26	-25.68	-	-	-7	-18.68	274	123	H
3	5.925	-54.19	RMS	35.1	11.8	.74	-34.25	-40.8	-27	-13.8	-	-	274	123	H
4	5.912868	-52.07	RMS	35.1	11.8	.74	-34.26	-38.69	-27	-11.69	-	-	274	123	H

Pk - Peak detector
RMS - RMS detection

UL VERIFICATION SERVICES
47173 Benicia Street, Fremont, CA 94538; USA TEL:(510) 319-4000 FAX:(510) 661-0888
This report shall not be reproduced except in full, without the written approval of UL VERIFICATION SERVICES

VERTICAL RESULT

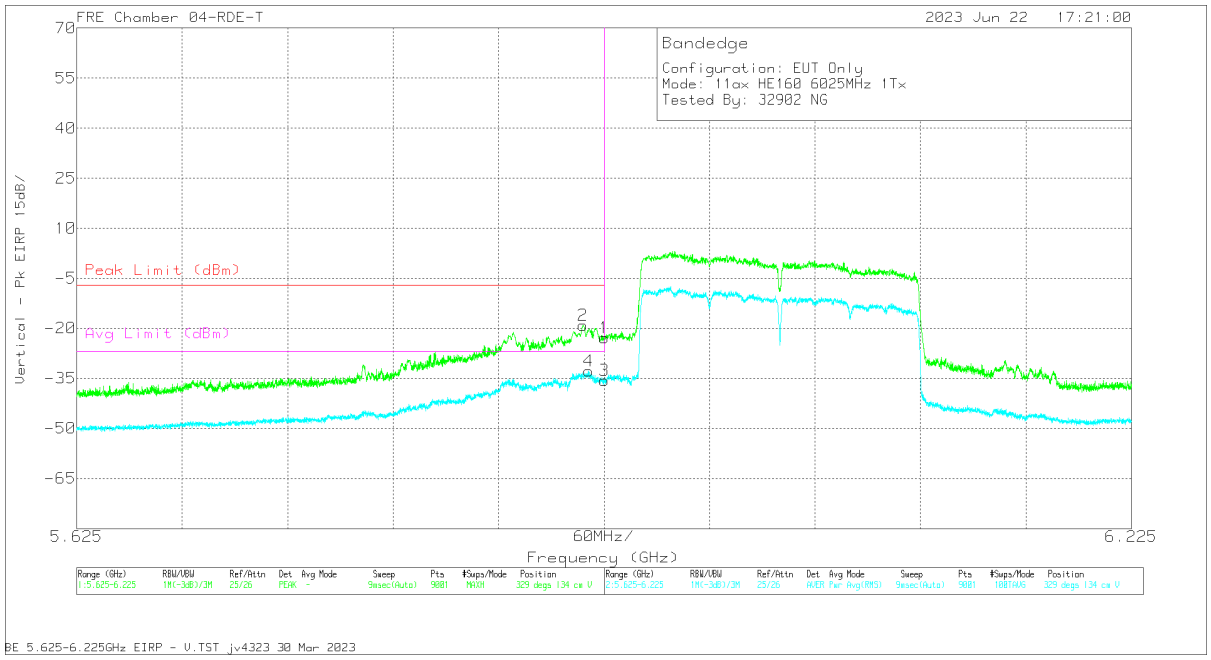

Marker	Frequency (GHz)	Meter Reading (dBm)	Det	226673 ACF (dB) 3mH	Conversion Factor (dB)	DCCF (dB)	Gain/Loss (dB)	Corrected Reading EIRP	Peak Limit (dBm)	PK Margin (dB)	Avg Limit (dBm)	RMS Margin (dB)	Azimuth (Degs)	Height (cm)	Polarity
1	5.925	-35.42	Pk	35.1	11.8	0	-34.25	-22.77	-7	-15.77	-	-	329	134	V
2	5.913068	-31.66	Pk	35.1	11.8	0	-34.26	-19.02	-7	-12.02	-	-	329	134	V
3	5.925	-48.93	RMS	35.1	11.8	.74	-34.25	-35.54	-	-	-27	-8.54	329	134	V
4	5.916068	-46.08	RMS	35.1	11.8	.74	-34.26	-32.7	-	-	-27	-5.7	329	134	V

Pk - Peak detector
RMS - RMS detection

UL VERIFICATION SERVICES
47173 Benicia Street, Fremont, CA 94538; USA TEL:(510) 319-4000 FAX:(510) 661-0888
This report shall not be reproduced except in full, without the written approval of UL VERIFICATION SERVICES

2TX Antenna 6 + Antenna 5 OFDMA MODE: 26-Tone, RU Index 0

BANDEDGE (LOW CHANNEL)

HORIZONTAL RESULT

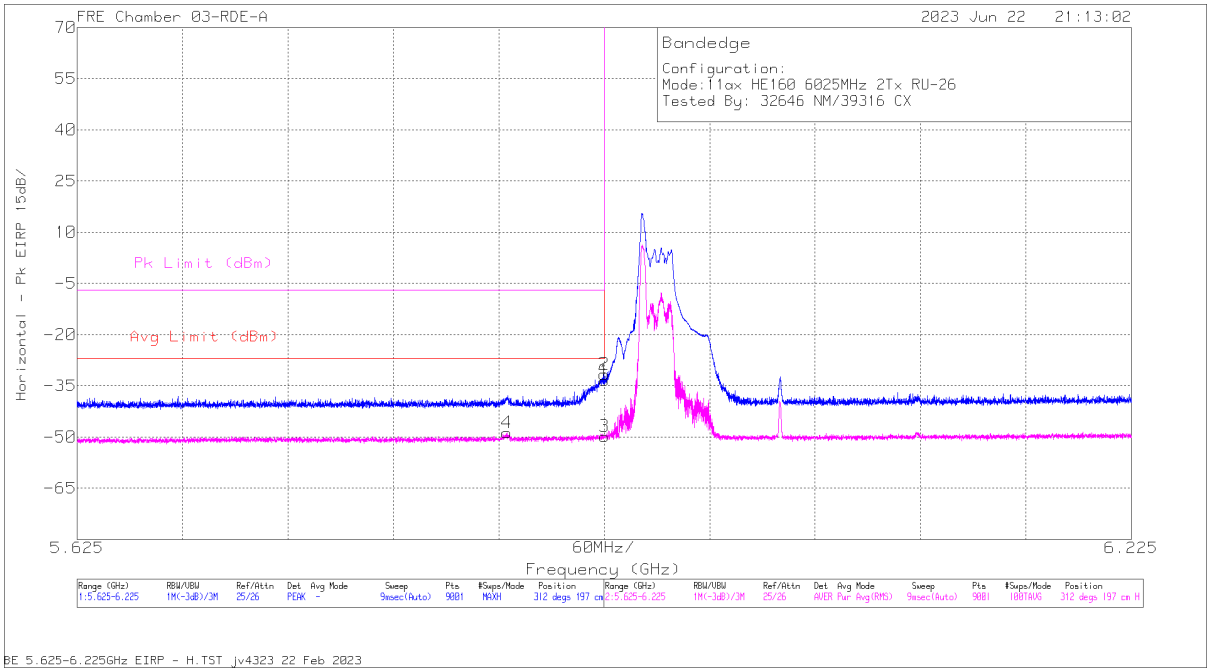

Marker	Frequency (GHz)	Meter Reading (dBm)	Det	230299 ACF (dB/m)	Conversion Factor (dB)	DCCF (dB)	Gain/Loss (dB)	Corrected Reading EIRP	Avg Limit (dBm)	RMS Margin (dB)	Pk Limit (dBm)	PK Margin (dB)	Azimuth (Degs)	Height (cm)	Polarity
1	5.925	-43.25	Pk	35.3	11.8	0	-37.32	-33.47	-	-	-7	-26.47	312	197	H
2	5.924935	-41.34	Pk	35.3	11.8	0	-37.32	-31.56	-	-	-7	-24.56	312	197	H
3	5.925	-60.08	RMS	35.3	11.8	.52	-37.32	-49.78	-27	-22.78	-	-	312	197	H
4	5.869601	-58.77	RMS	35.2	11.8	.52	-37.44	-48.69	-27	-21.69	-	-	312	197	H

Pk - Peak detector
RMS - RMS detection

UL VERIFICATION SERVICES
47173 Benicia Street, Fremont, CA 94538; USA TEL:(510) 319-4000 FAX:(510) 661-0888
This report shall not be reproduced except in full, without the written approval of UL VERIFICATION SERVICES

VERTICAL RESULT

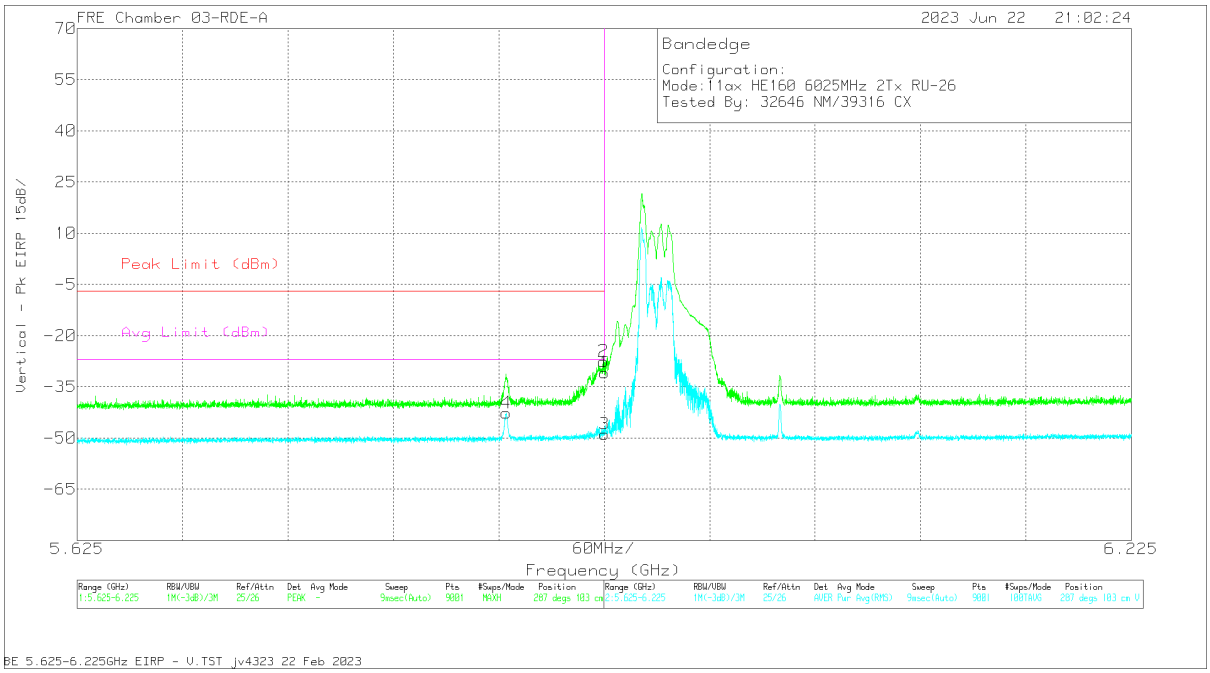

Marker	Frequency (GHz)	Meter Reading (dBm)	Det	230299 ACF (dB/m)	Conversion Factor (dB)	DCCF (dB)	Gain/Loss (dB)	Corrected Reading EIRP	Peak Limit (dBm)	PK Margin (dB)	Avg Limit (dBm)	RMS Margin (dB)	Azimuth (Degs)	Height (cm)	Polarity
1	5.925	-40.6	Pk	35.3	11.8	0	-37.32	-30.82	-7	-23.82	-	-	287	103	V
2	5.924602	-37.29	Pk	35.3	11.8	0	-37.32	-27.51	-7	-20.51	-	-	287	103	V
3	5.925	-59.11	RMS	35.3	11.8	.52	-37.32	-48.81	-	-	-27	-21.81	287	103	V
4	5.869201	-52.68	RMS	35.2	11.8	.52	-37.44	-42.6	-	-	-27	-15.6	287	103	V

Pk - Peak detector
RMS - RMS detection

UL VERIFICATION SERVICES
47173 Benicia Street, Fremont, CA 94538; USA TEL:(510) 319-4000 FAX:(510) 661-0888
This report shall not be reproduced except in full, without the written approval of UL VERIFICATION SERVICES

2TX Antenna 6 + Antenna 5 OFDMA MODE: 26-Tone, RU Index 0

HARMONICS AND SPURIOUS EMISSIONS

LOW CHANNEL

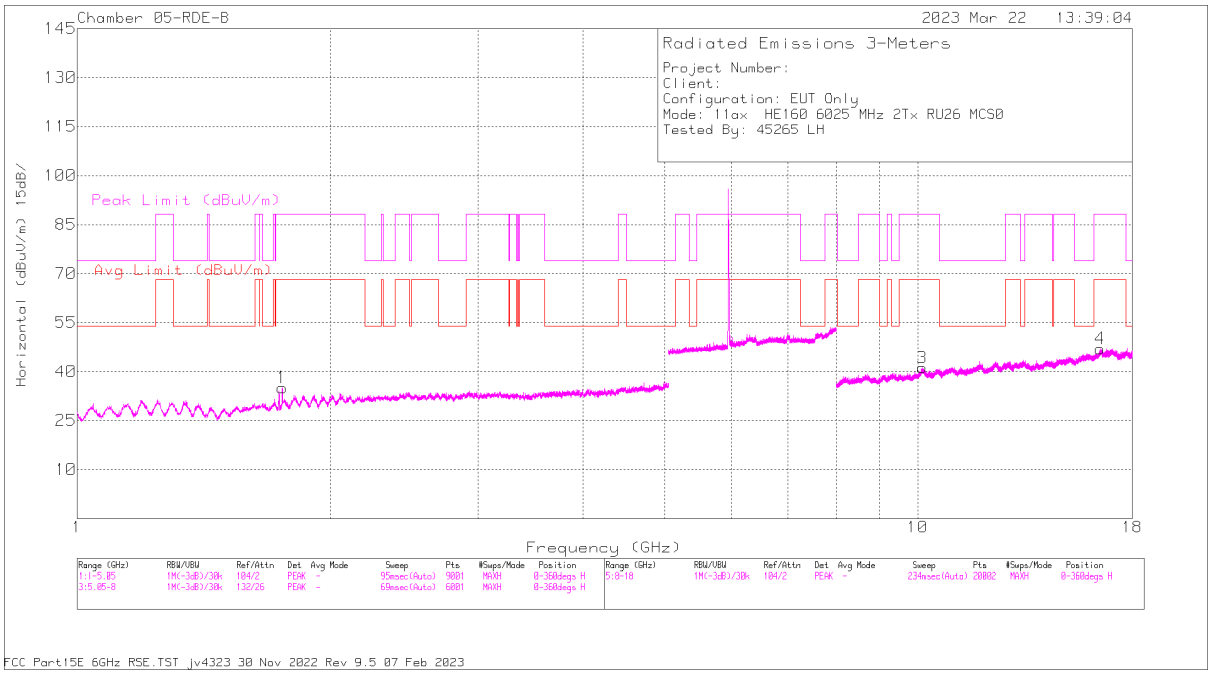

HORIZONTAL

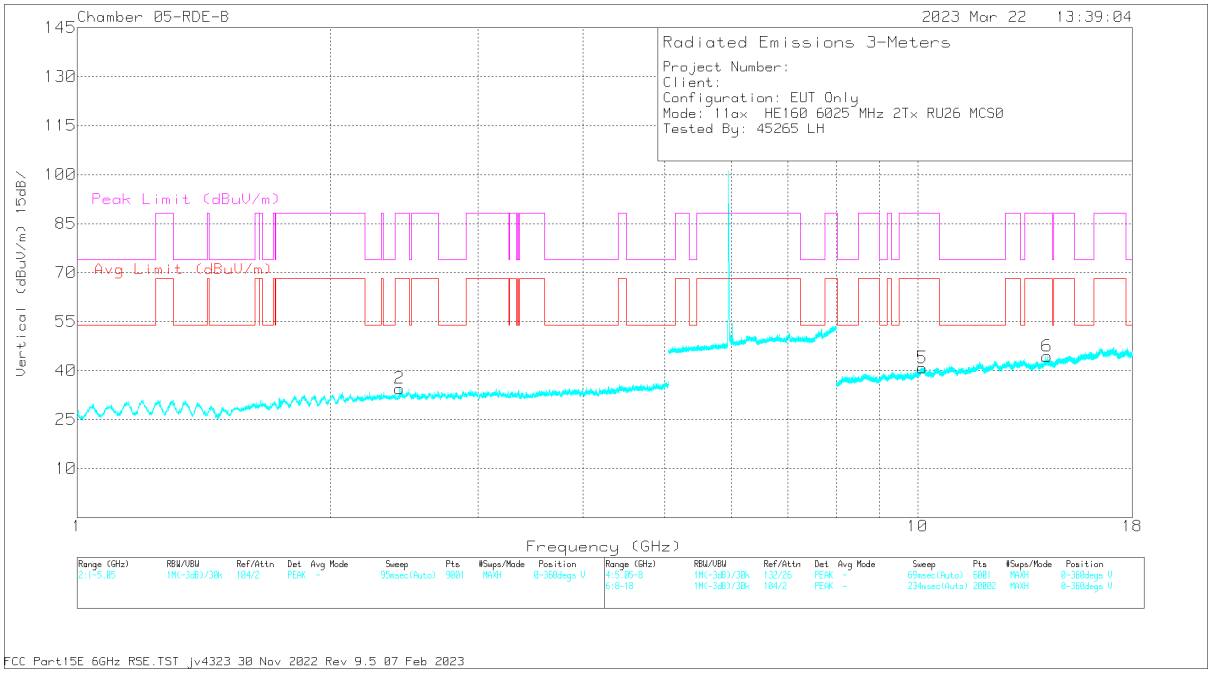

VERTICAL

UL VERIFICATION SERVICES
47173 Benicia Street, Fremont, CA 94538; USA TEL:(510) 319-4000 FAX:(510) 661-0888
This report shall not be reproduced except in full, without the written approval of UL VERIFICATION SERVICES

RADIATED EMISSIONS

Marker	Frequency (GHz)	Meter Reading (dBuV)	Det	Horn Antenna ACF(dB)	Gain/Loss (dB)	Corrected Reading (dBuV/m)	Avg Limit (dBuV/m)	Margin (dB)	Peak Limit (dBuV/m)	PK Margin (dB)	Azimuth (Degs)	Height (cm)	Polarity
1	1.75677	59.55	PK-U	30.1	-48.51	41.14	-	-	88.2	-47.06	107	347	H
	1.75799	47.99	ADR	30.1	-48.55	29.54	68.2	-38.66	-	-	107	347	H
2	2.420101	59.4	PK-U	32.4	-49.12	42.68	-	-	88.2	-45.52	107	200	V
	2.418694	48.04	ADR	32.4	-49.17	31.27	68.2	-36.93	-	-	107	200	V
3	10.12078	56.92	PK-U	37.6	-44.23	50.29	-	-	88.2	-37.91	107	200	H
	10.120344	45.8	ADR	37.6	-44.24	39.16	68.2	-29.04	-	-	107	200	H
4	16.477311	56.43	PK-U	41.8	-42.09	56.14	-	-	88.2	-32.06	107	101	H
	16.478287	45.05	ADR	41.8	-42.09	44.76	68.2	-23.44	-	-	107	101	H
5	10.129229	57.07	PK-U	37.6	-44.17	50.5	-	-	88.2	-37.7	107	101	V
	10.130293	45.9	ADR	37.6	-44.17	39.33	68.2	-28.87	-	-	107	101	V
6	14.25738	56.09	PK-U	39.7	-43.14	52.65	-	-	88.2	-35.55	107	101	V
	14.256528	44.63	ADR	39.7	-43.15	41.18	68.2	-27.02	-	-	107	101	V

* - indicates frequency in CFR47 Pt 15 / IC RSS-Restricted Band
PK-U - U-NII: Maximum Peak
ADR - U-NII AD primary method, RMS average

UL VERIFICATION SERVICES
47173 Benicia Street, Fremont, CA 94538; USA TEL:(510) 319-4000 FAX:(510) 661-0888
This report shall not be reproduced except in full, without the written approval of UL VERIFICATION SERVICES

MID CHANNEL

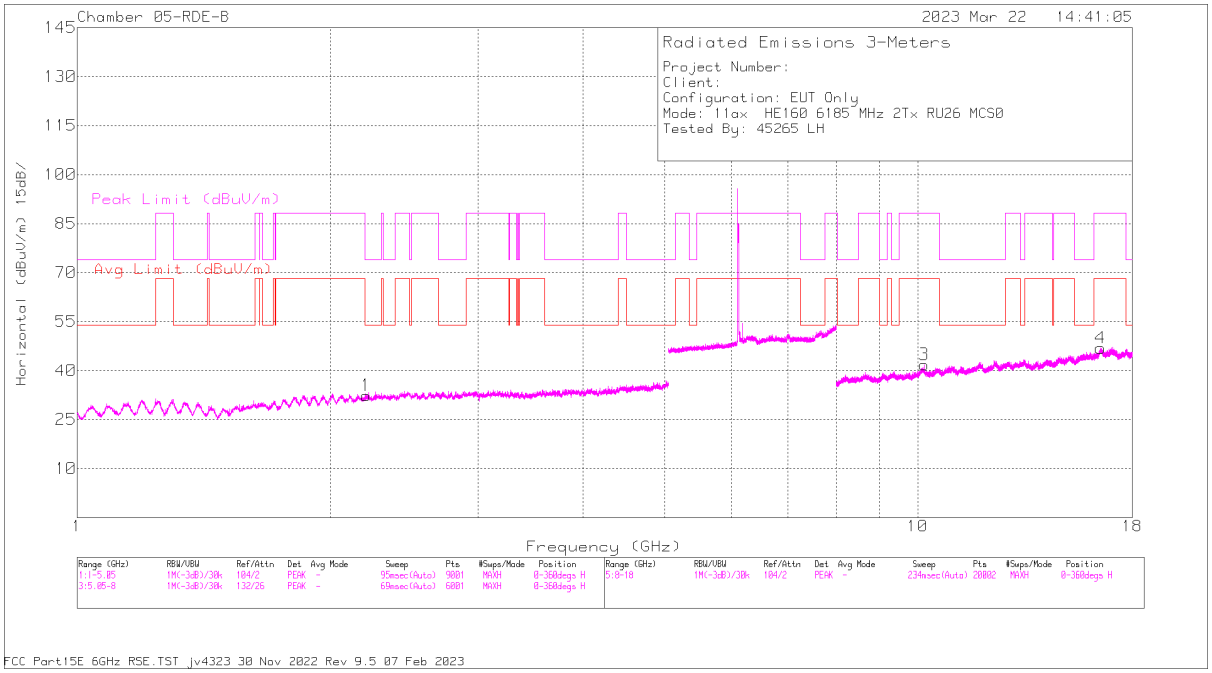

HORIZONTAL

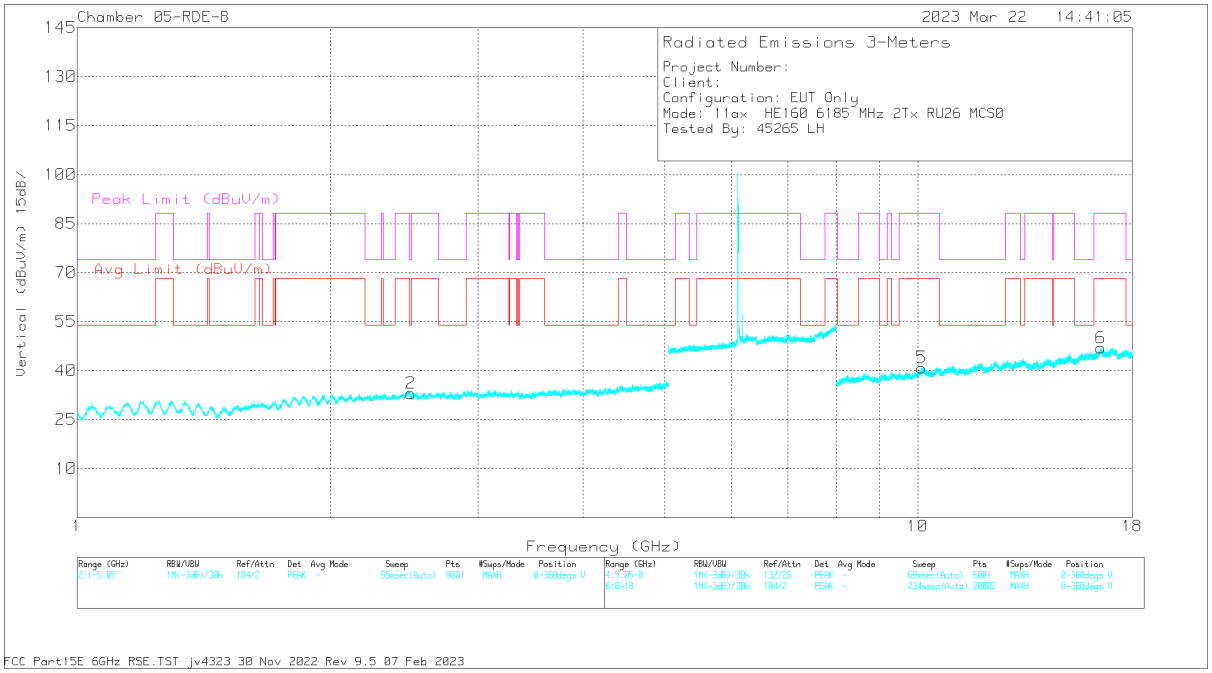

VERTICAL

UL VERIFICATION SERVICES
47173 Benicia Street, Fremont, CA 94538; USA TEL:(510) 319-4000 FAX:(510) 661-0888
This report shall not be reproduced except in full, without the written approval of UL VERIFICATION SERVICES

RADIATED EMISSIONS

Marker	Frequency (GHz)	Meter Reading (dBuV)	Det	Horn Antenna ACF(dB)	Gain/Loss (dB)	Corrected Reading (dBuV/m)	Avg Limit (dBuV/m)	Margin (dB)	Peak Limit (dBuV/m)	PK Margin (dB)	Azimuth (Degs)	Height (cm)	Polarity
1	*2.205776	59.87	PK-U	31.8	-49.01	42.66	-	-	74	-31.34	360	101	H
	*2.205396	48	ADR	31.8	-49.01	30.79	54	-23.21	-	-	360	101	H
2	*2.49292	58.93	PK-U	32.5	-48.61	42.82	-	-	74	-31.18	360	101	V
	*2.493139	47.34	ADR	32.5	-48.61	31.23	54	-22.77	-	-	360	101	V
3	10.174568	56.63	PK-U	37.7	-44.17	50.16	-	-	88.2	-38.04	360	200	H
	10.173707	45.24	ADR	37.7	-44.18	38.76	68.2	-29.44	-	-	360	200	H
4	16.502125	55.97	PK-U	41.9	-42.11	55.76	-	-	88.2	-32.44	360	101	H
	16.502892	44.63	ADR	41.9	-42.14	44.39	68.2	-23.81	-	-	360	101	H
5	10.114241	56.76	PK-U	37.6	-44.2	50.16	-	-	88.2	-38.04	360	101	V
	10.114027	45.44	ADR	37.6	-44.2	38.84	68.2	-29.36	-	-	360	101	V
6	16.518273	55.96	PK-U	41.9	-42.09	55.77	-	-	88.2	-32.43	360	101	V
	16.517485	44.66	ADR	41.9	-42.1	44.46	68.2	-23.74	-	-	360	101	V

* - indicates frequency in CFR47 Pt 15 / IC RSS-Restricted Band
PK-U - U-NII: Maximum Peak
ADR - U-NII AD primary method, RMS average

UL VERIFICATION SERVICES
47173 Benicia Street, Fremont, CA 94538; USA TEL:(510) 319-4000 FAX:(510) 661-0888
This report shall not be reproduced except in full, without the written approval of UL VERIFICATION SERVICES

HIGH CHANNEL

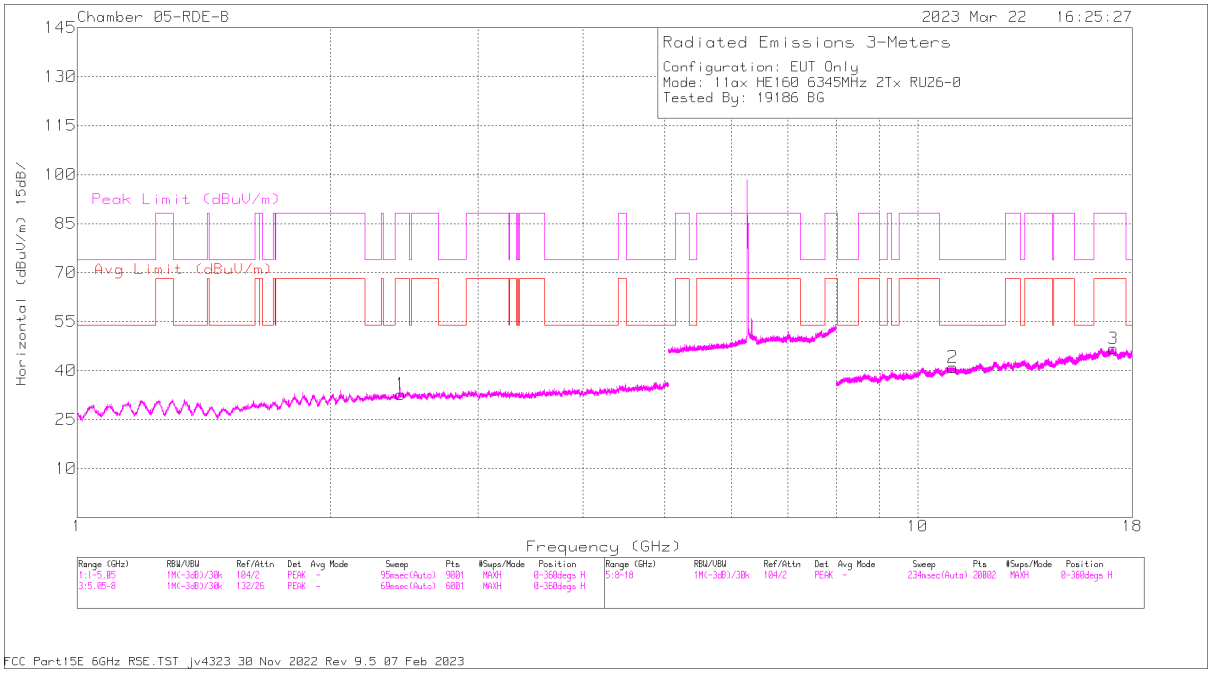

HORIZONTAL

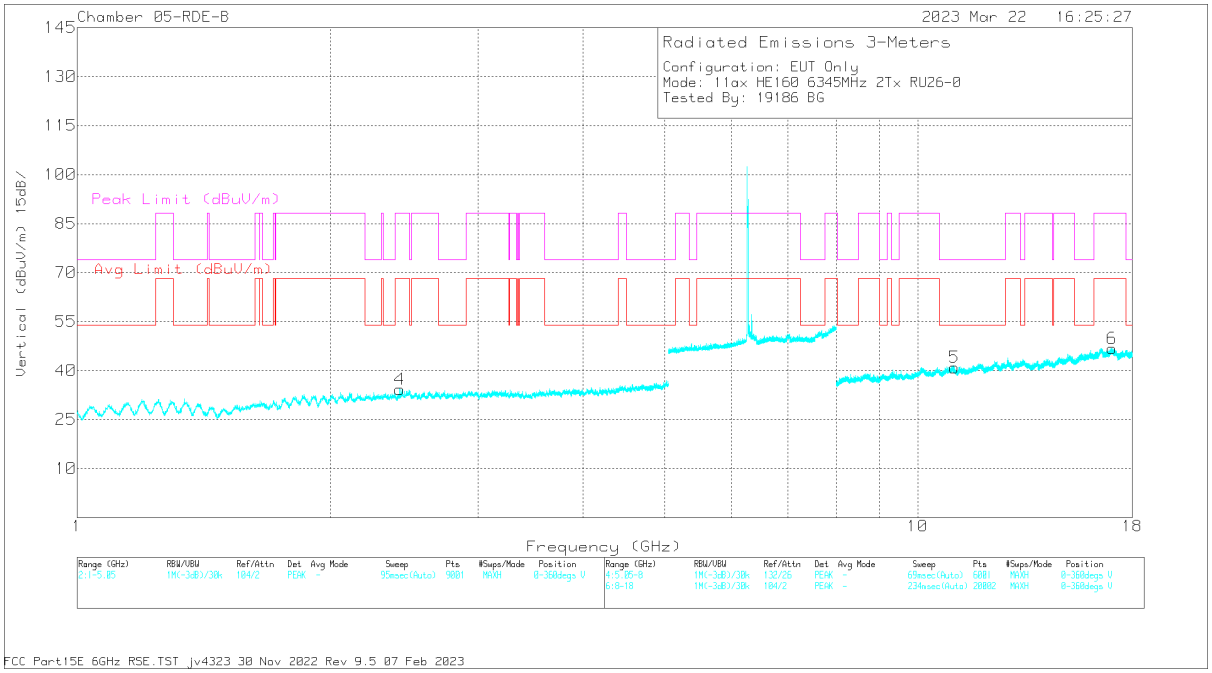

VERTICAL

UL VERIFICATION SERVICES
47173 Benicia Street, Fremont, CA 94538; USA TEL:(510) 319-4000 FAX:(510) 661-0888
This report shall not be reproduced except in full, without the written approval of UL VERIFICATION SERVICES

RADIATED EMISSIONS

Marker	Frequency (GHz)	Meter Reading (dBuV)	Det	Horn Antenna ACF(dB)	Gain/Loss (dB)	Corrected Reading (dBuV/m)	Avg Limit (dBuV/m)	Margin (dB)	Peak Limit (dBuV/m)	PK Margin (dB)	Azimuth (Degs)	Height (cm)	Polarity
1	2.426934	59.84	PK-U	32.5	-49.18	43.16	-	-	88.2	-45.04	360	200	H
	2.423815	48.35	ADR	32.4	-49.12	31.63	68.2	-36.57	-	-	360	200	H
2	*11.008578	56.48	PK-U	38.2	-42.99	51.69	-	-	74	-22.31	360	101	H
	*11.008902	44.52	ADR	38.2	-43	39.72	54	-14.28	-	-	360	101	H
3	17.098246	57.07	PK-U	41.9	-43.33	55.64	-	-	88.2	-32.56	360	101	H
	17.099859	45.51	ADR	41.9	-43.32	44.09	68.2	-24.11	-	-	360	101	H
4	2.419477	61.34	PK-U	32.4	-49.15	44.59	-	-	88.2	-43.61	360	101	V
	2.42035	48.17	ADR	32.4	-49.11	31.46	68.2	-36.74	-	-	360	101	V
5	*11.052075	55.77	PK-U	38.3	-42.66	51.41	-	-	74	-22.59	360	200	V
	*11.053253	44	ADR	38.3	-42.67	39.63	54	-14.37	-	-	360	200	V
6	17.02409	56.76	PK-U	42.1	-43.02	55.84	-	-	88.2	-32.36	360	101	V
	17.026273	45.14	ADR	42.1	-43.04	44.2	68.2	-24	-	-	360	101	V

* - indicates frequency in CFR47 Pt 15 / IC RSS-Restricted Band
PK-U - U-NII: Maximum Peak
ADR - U-NII AD primary method, RMS average

UL VERIFICATION SERVICES
47173 Benicia Street, Fremont, CA 94538; USA TEL:(510) 319-4000 FAX:(510) 661-0888
This report shall not be reproduced except in full, without the written approval of UL VERIFICATION SERVICES

2TX Antenna 6 + Antenna 5 OFDMA MODE: SU, Single User

BANDEDGE (LOW CHANNEL)

HORIZONTAL RESULT

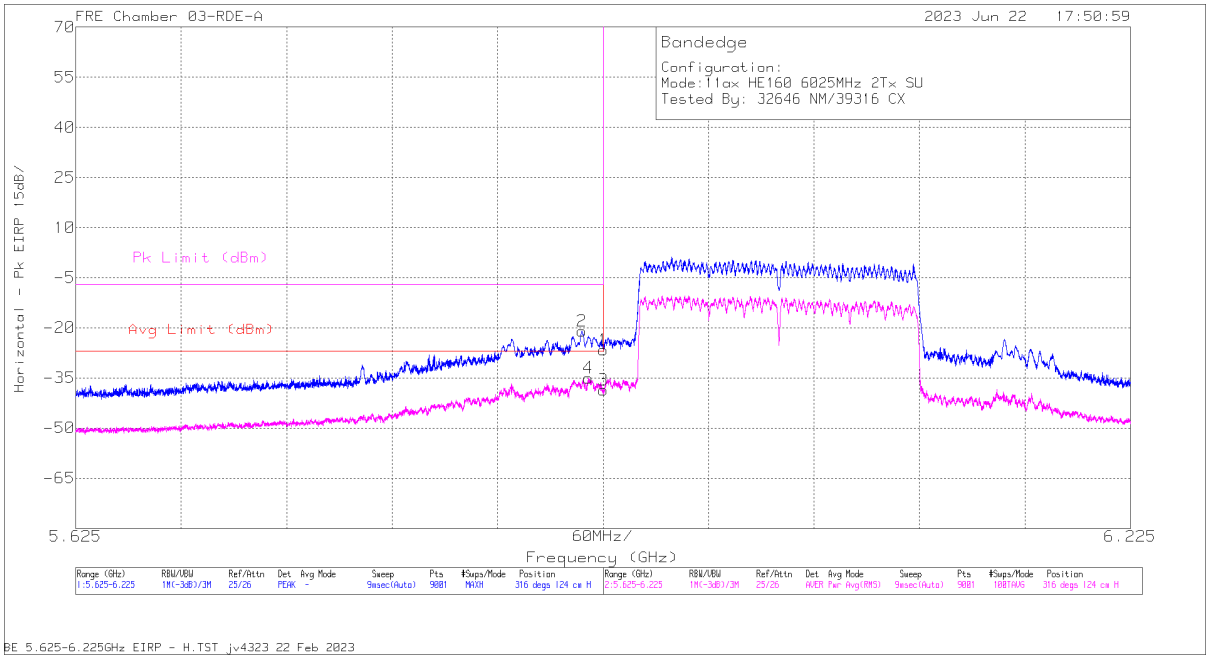

Marker	Frequency (GHz)	Meter Reading (dBm)	Det	230299 ACF (dB/m)	Conversion Factor (dB)	DCCF (dB)	Gain/Loss (dB)	Corrected Reading EIRP	Avg Limit (dBm)	RMS Margin (dB)	Pk Limit (dBm)	PK Margin (dB)	Azimuth (Degs)	Height (cm)	Polarity
1	5.925	-36.36	Pk	35.3	11.8	0	-37.32	-26.58	-	-	-7	-19.58	316	124	H
2	5.913135	-30.8	Pk	35.3	11.8	0	-37.33	-21.03	-	-	-7	-14.03	316	124	H
3	5.925	-48.48	RMS	35.3	11.8	.74	-37.32	-37.96	-27	-10.96	-	-	316	124	H
4	5.916735	-44.89	RMS	35.3	11.8	.74	-37.34	-34.39	-27	-7.39	-	-	316	124	H

Pk - Peak detector
RMS - RMS detection

UL VERIFICATION SERVICES
47173 Benicia Street, Fremont, CA 94538; USA TEL:(510) 319-4000 FAX:(510) 661-0888
This report shall not be reproduced except in full, without the written approval of UL VERIFICATION SERVICES

VERTICAL RESULT

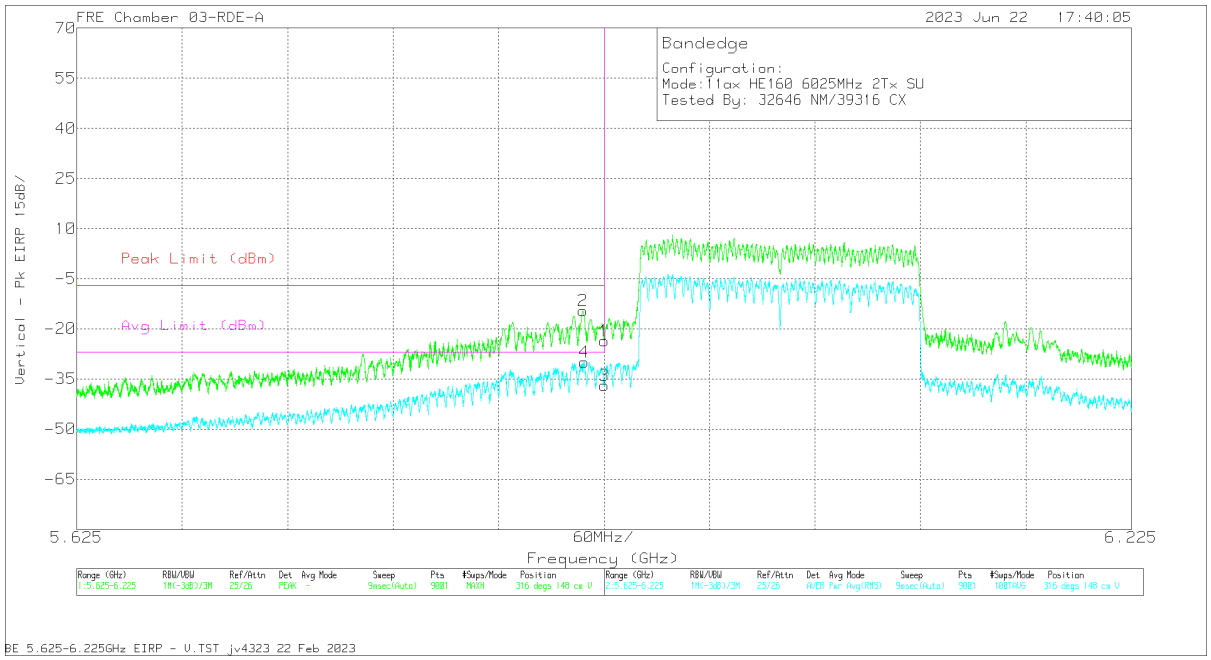

Marker	Frequency (GHz)	Meter Reading (dBm)	Det	230299 ACF (dB/m)	Conversion Factor (dB)	DCCF (dB)	Gain/Loss (dB)	Corrected Reading EIRP	Peak Limit (dBm)	PK Margin (dB)	Avg Limit (dBm)	RMS Margin (dB)	Azimuth (Degs)	Height (cm)	Polarity
1	5.925	-33.45	Pk	35.3	11.8	0	-37.32	-23.67	-7	-16.67	-	-	316	148	V
2	5.912935	-24.31	Pk	35.2	11.8	0	-37.33	-14.64	-7	-7.64	-	-	316	148	V
3	5.925	-46.86	RMS	35.3	11.8	.74	-37.32	-36.34	-	-	-27	-9.34	316	148	V
4	5.913601	-39.87	RMS	35.3	11.8	.74	-37.32	-29.35	-	-	-27	-2.35	316	148	V

Pk - Peak detector
RMS - RMS detection

UL VERIFICATION SERVICES
47173 Benicia Street, Fremont, CA 94538; USA TEL:(510) 319-4000 FAX:(510) 661-0888
This report shall not be reproduced except in full, without the written approval of UL VERIFICATION SERVICES

HARMONICS AND SPURIOUS EMISSIONS

LOW CHANNEL

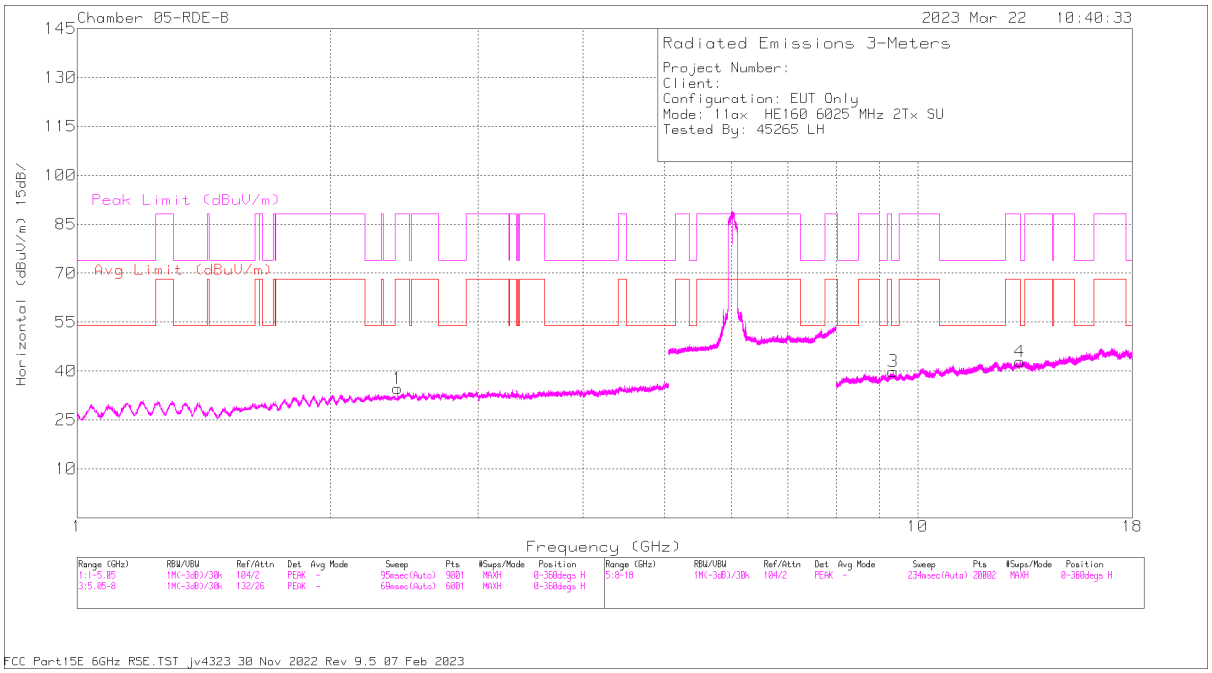

HORIZONTAL

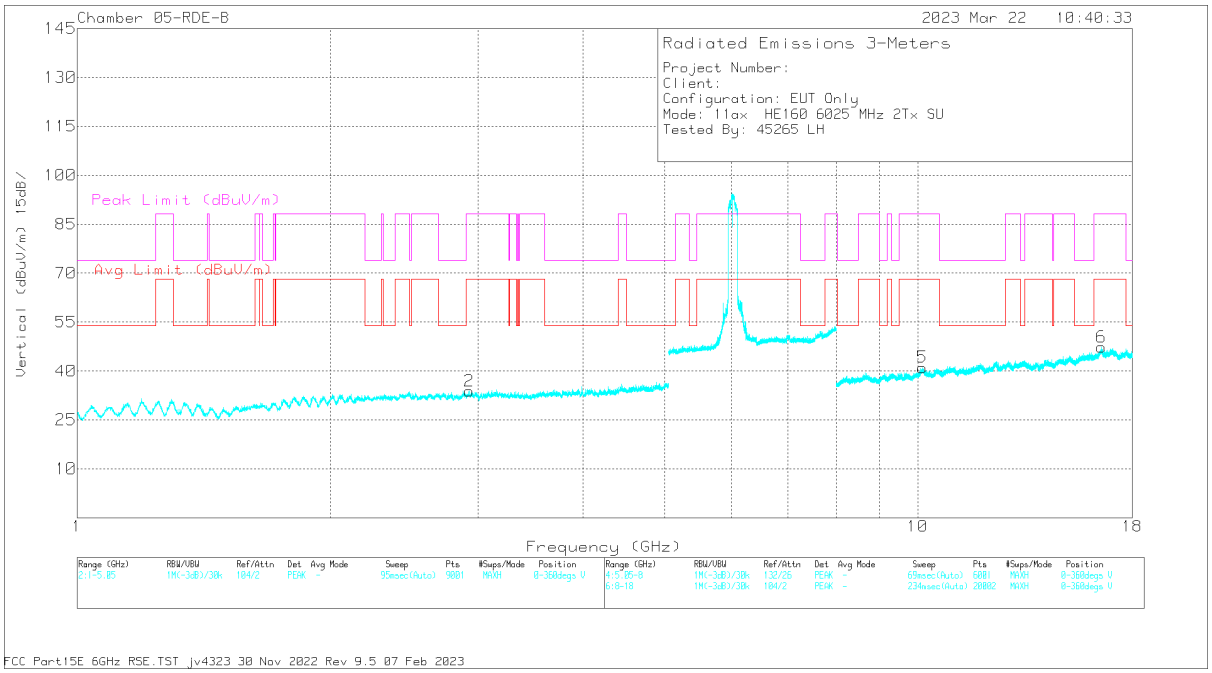

VERTICAL

UL VERIFICATION SERVICES
47173 Benicia Street, Fremont, CA 94538; USA TEL:(510) 319-4000 FAX:(510) 661-0888
This report shall not be reproduced except in full, without the written approval of UL VERIFICATION SERVICES

RADIATED EMISSIONS

Marker	Frequency (GHz)	Meter Reading (dBuV)	Det	Horn Antenna ACF(dB)	DCCF (dB)	Gain/Loss (dB)	Corrected Reading (dBuV/m)	Avg Limit (dBuV/m)	Margin (dB)	Peak Limit (dBuV/m)	PK Margin (dB)	Azimuth (Degs)	Height (cm)	Polarity
1	2.40435	47.3	ADR	32.3	0.1	-49.07	30.63	68.2	-37.57	-	-	0	200	H
	2.40478	59.83	PK-U	32.3	0	-49.08	43.05	-	-	88.2	-45.15	0	200	H
2	2.92435	58.33	PK-U	32.9	0	-47.55	43.68	-	-	88.2	-44.52	0	101	V
	2.92633	46.53	ADR	32.9	0.1	-47.54	31.99	68.2	-36.21	-	-	0	101	V
3	9.35063	45.28	ADR	36.9	0.1	-44.74	37.54	-	-	-	-	0	101	H
	9.35082	56.79	PK-U	36.9	0	-44.74	48.95	-	-	-	-	0	101	H
5	10.1193	45.32	ADR	37.6	0.1	-44.25	38.77	68.2	-29.43	-	-	0	101	V
	10.1197	56.92	PK-U	37.6	0	-44.24	50.28	-	-	88.2	-37.92	0	101	V
4	13.2321	57.59	PK-U	39.6	0	-45.05	52.14	-	-	88.2	-36.06	0	199	H
	13.2338	46.01	ADR	39.6	0.1	-45	40.71	68.2	-27.49	-	-	0	199	H
6	16.538	56.44	PK-U	42	0	-42.25	56.19	-	-	88.2	-32.01	0	200	V
	16.5385	44.58	ADR	42	0.1	-42.26	44.42	68.2	-23.78	-	-	0	200	V

* - indicates frequency in CFR47 Pt 15 / IC RSS-Restricted Band
PK-U - U-NII: Maximum Peak
ADR - U-NII AD primary method, RMS average

UL VERIFICATION SERVICES
47173 Benicia Street, Fremont, CA 94538; USA TEL:(510) 319-4000 FAX:(510) 661-0888
This report shall not be reproduced except in full, without the written approval of UL VERIFICATION SERVICES

MID CHANNEL

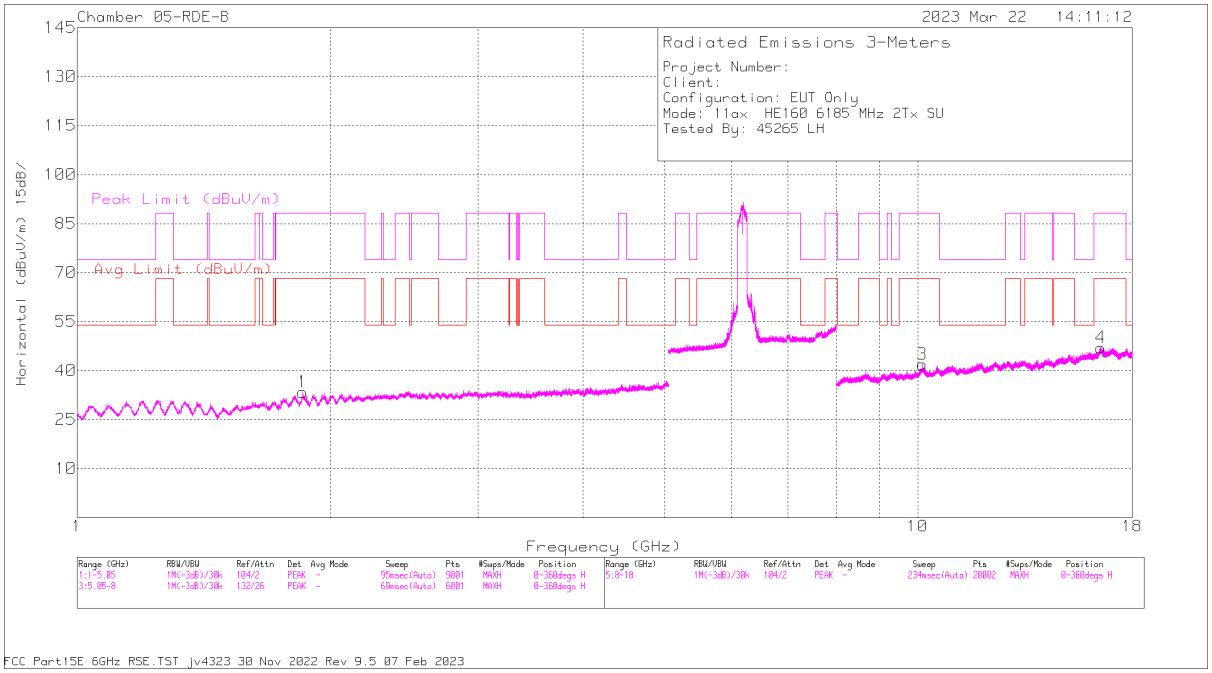

HORIZONTAL

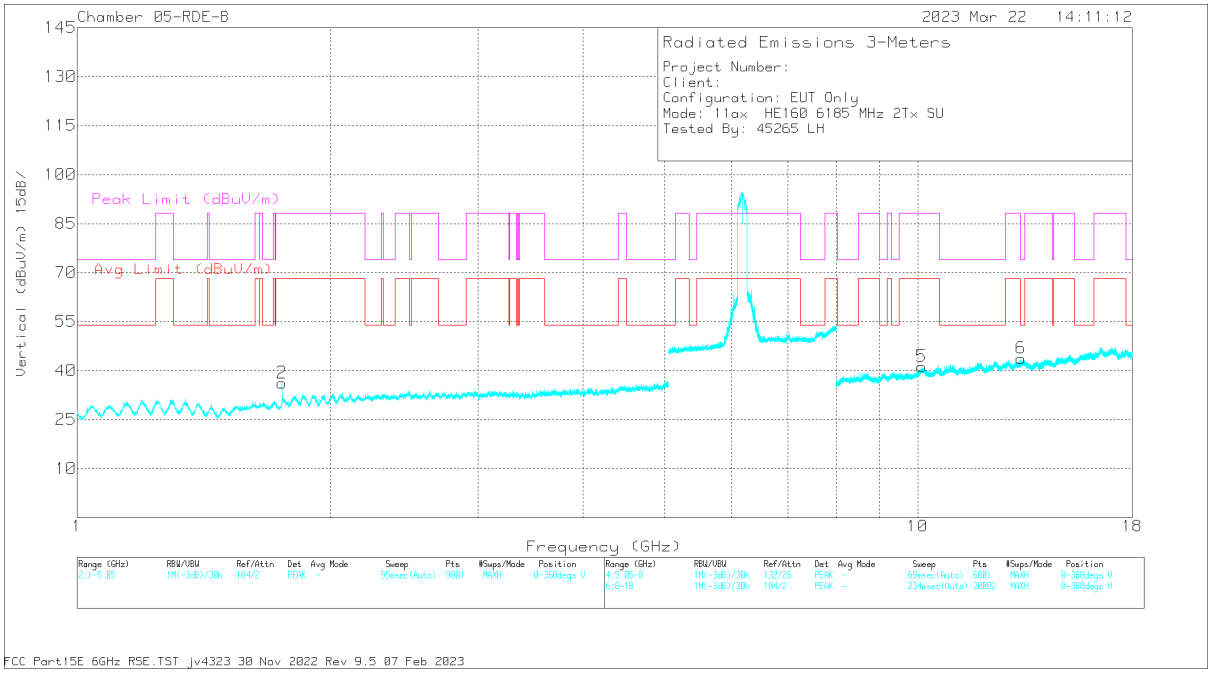

VERTICAL

UL VERIFICATION SERVICES
47173 Benicia Street, Fremont, CA 94538; USA TEL:(510) 319-4000 FAX:(510) 661-0888
This report shall not be reproduced except in full, without the written approval of UL VERIFICATION SERVICES

RADIATED EMISSIONS

Marker	Frequency (GHz)	Meter Reading (dBuV)	Det	Horn Antenna ACF(dB)	DCCF (dB)	Gain/Loss (dB)	Corrected Reading (dBuV/m)	Avg Limit (dBuV/m)	Margin (dB)	Peak Limit (dBuV/m)	PK Margin (dB)	Azimuth (Degs)	Height (cm)	Polarity
2	1.75519	47.82	ADR	30.1	0.1	-48.47	29.55	68.2	-38.65	-	-	355	271	V
	1.75564	60.36	PK-U	30.1	0	-48.48	41.98	-	-	88.2	-46.22	355	271	V
1	1.85214	60	PK-U	30.8	0	-48.32	42.48	-	-	88.2	-45.72	0	199	H
	1.85444	48.44	ADR	30.8	0.1	-48.29	31.05	68.2	-37.15	-	-	0	199	H
5	10.1117	45.71	ADR	37.6	0.1	-44.21	39.2	68.2	-29	-	-	355	101	V
	10.1127	57.51	PK-U	37.6	0	-44.21	50.9	-	-	88.2	-37.3	355	101	V
3	10.1218	57.77	PK-U	37.6	0	-44.18	51.19	-	-	88.2	-37.01	355	200	H
	10.1219	45.35	ADR	37.6	0.1	-44.17	38.88	68.2	-29.32	-	-	355	200	H
6	13.2617	58.74	PK-U	39.6	0	-44.85	53.49	-	-	74	-20.51	355	200	V
	13.2639	45.98	ADR	39.6	0.1	-44.82	40.86	54	-13.14	-	-	355	200	V
4	16.5048	44.72	ADR	41.9	0.1	-42.12	44.6	68.2	-23.6	-	-	355	101	H
	16.5063	56.5	PK-U	41.9	0	-42.11	56.29	-	-	88.2	-31.91	355	101	H

* - indicates frequency in CFR47 Pt 15 / IC RSS-Restricted Band
PK-U - U-NII: Maximum Peak
ADR - U-NII AD primary method, RMS average

UL VERIFICATION SERVICES
47173 Benicia Street, Fremont, CA 94538; USA TEL:(510) 319-4000 FAX:(510) 661-0888
This report shall not be reproduced except in full, without the written approval of UL VERIFICATION SERVICES

HIGH CHANNEL

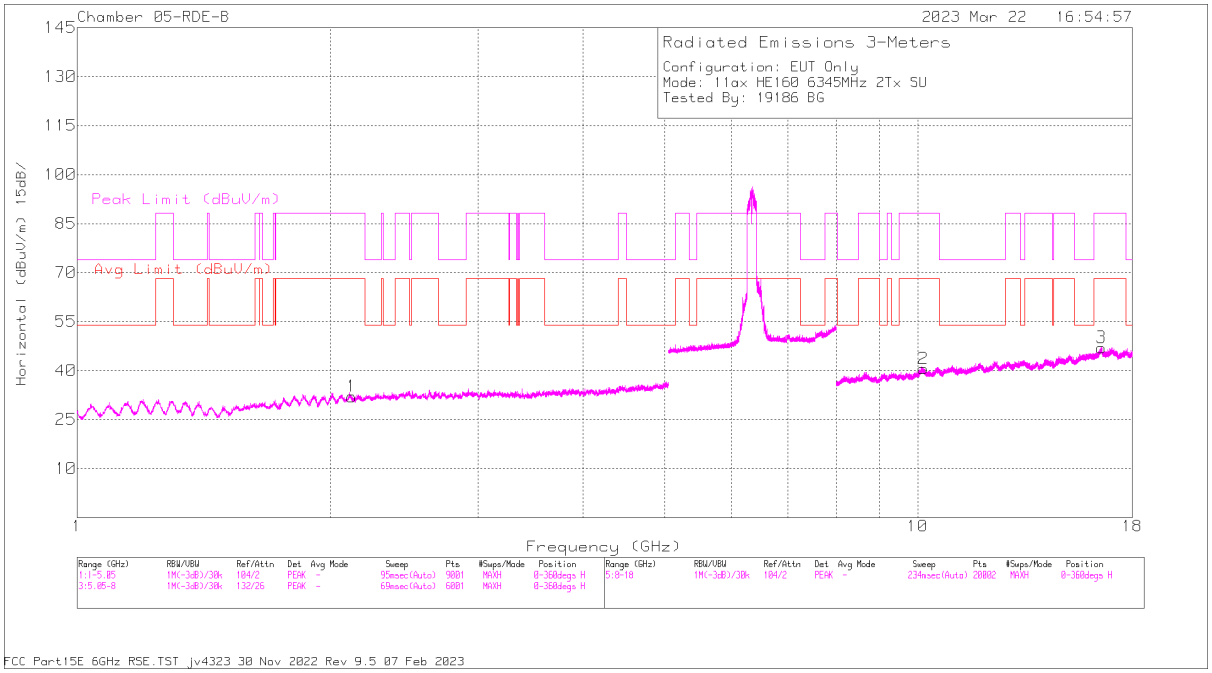

HORIZONTAL

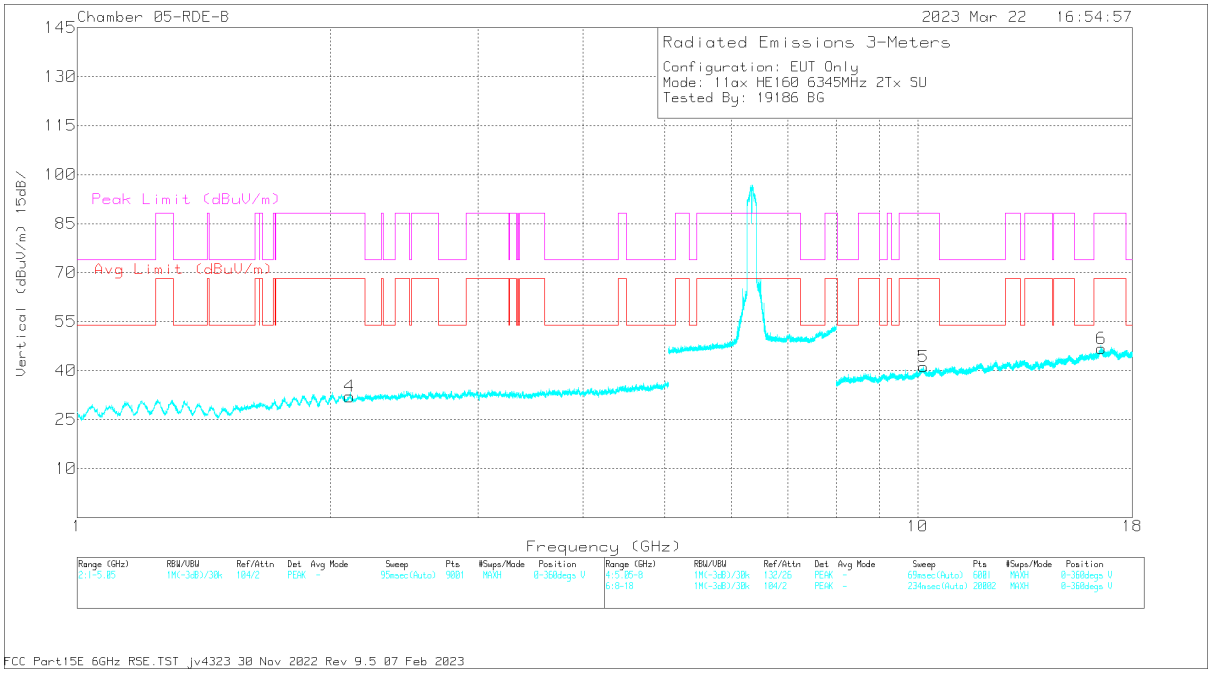

VERTICAL

UL VERIFICATION SERVICES
47173 Benicia Street, Fremont, CA 94538; USA TEL:(510) 319-4000 FAX:(510) 661-0888
This report shall not be reproduced except in full, without the written approval of UL VERIFICATION SERVICES

RADIATED EMISSIONS

Marker	Frequency (GHz)	Meter Reading (dBuV)	Det	Horn Antenna ACF(dB)	DCCF (dB)	Gain/Loss (dB)	Corrected Reading (dBuV/m)	Avg Limit (dBuV/m)	Margin (dB)	Peak Limit (dBuV/m)	PK Margin (dB)	Azimuth (Degs)	Height (cm)	Polarity
4	2.10889	59.93	PK-U	31.6	0	-48.71	42.82	-	-	88.2	-45.38	360	101	V
	2.10995	48.2	ADR	31.6	0.1	-48.74	31.16	68.2	-37.04	-	-	360	101	V
1	2.11856	47.84	ADR	31.6	0.1	-48.76	30.78	68.2	-37.42	-	-	360	101	H
	2.11997	59.07	PK-U	31.6	0	-48.8	41.87	-	-	88.2	-46.33	360	101	H
2	10.1506	45.91	ADR	37.6	0.1	-44.21	39.4	68.2	-28.8	-	-	360	101	H
	10.151	57.38	PK-U	37.6	0	-44.21	50.77	-	-	88.2	-37.43	360	101	H
5	10.1577	57.1	PK-U	37.7	0	-44.09	50.71	-	-	88.2	-37.49	360	199	V
	10.1589	45.44	ADR	37.7	0.1	-44.08	39.16	68.2	-29.04	-	-	360	199	V
3	16.5374	44.44	ADR	42	0.1	-42.22	44.32	68.2	-23.88	-	-	360	199	H
	16.5374	55.77	PK-U	42	0	-42.22	55.55	-	-	88.2	-32.65	360	199	H
6	16.5437	56.48	PK-U	42	0	-42.32	56.16	-	-	88.2	-32.04	360	199	V
	16.5461	44.55	ADR	42	0.1	-42.3	44.35	68.2	-23.85	-	-	360	199	V

* - indicates frequency in CFR47 Pt 15 / IC RSS-Restricted Band
PK-U - U-NII: Maximum Peak
ADR - U-NII AD primary method, RMS average

UL VERIFICATION SERVICES
47173 Benicia Street, Fremont, CA 94538; USA TEL:(510) 319-4000 FAX:(510) 661-0888
This report shall not be reproduced except in full, without the written approval of UL VERIFICATION SERVICES

1.1.4. TX ABOVE 1 GHz 802.11ax HE20 MODE IN THE UNII-6 BAND

2TX Antenna 6 + Antenna 5 OFDMA MODE: 26-Tone, RU Index 0

HARMONICS AND SPURIOUS EMISSIONS

LOW CHANNEL

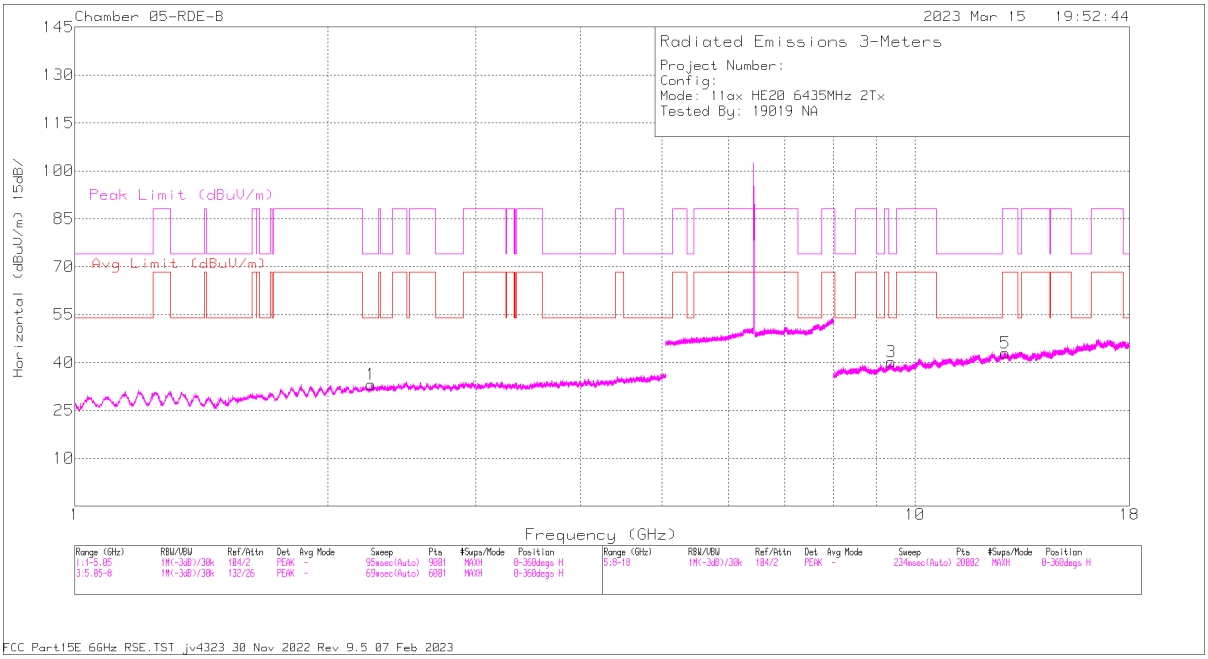

HORIZONTAL

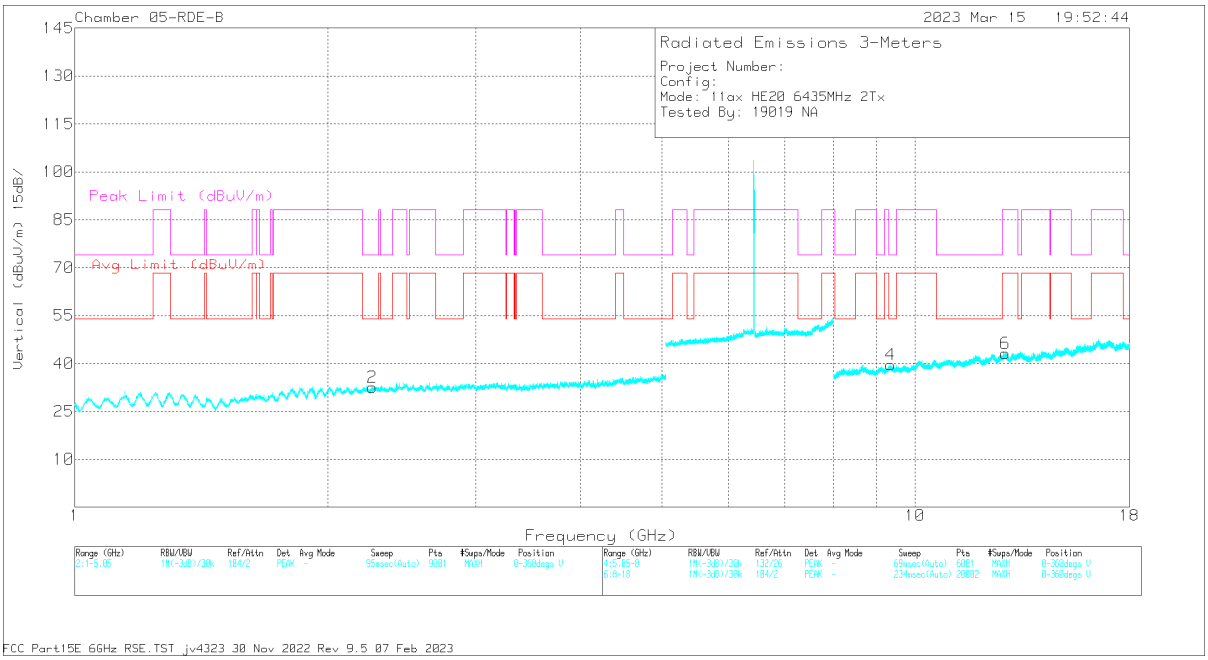

VERTICAL

UL VERIFICATION SERVICES
47173 Benicia Street, Fremont, CA 94538; USA TEL:(510) 319-4000 FAX:(510) 661-0888
This report shall not be reproduced except in full, without the written approval of UL VERIFICATION SERVICES

RADIATED EMISSIONS

Marker	Frequency (GHz)	Meter Reading (dBuV)	Det	Horn Antenna ACF(dB)	Gain/Loss (dB)	Corrected Reading (dBuV/m)	Avg Limit (dBuV/m)	Margin (dB)	Peak Limit (dBuV/m)	Margin (dB)	Azimuth (Degs)	Height (cm)	Polarity
1	* 2.254102	59.6	PK-U	31.7	-49.16	42.14	-	-	74	-31.86	258	290	H
	* 2.256507	48.13	ADR	31.7	-49.19	30.64	54	-23.36	-	-	258	290	H
2	* 2.259002	60.1	PK-U	31.8	-49.14	42.76	-	-	74	-31.24	197	140	V
	* 2.258821	48.12	ADR	31.8	-49.14	30.78	54	-23.22	-	-	197	140	V
3	* 9.369348	57.02	PK-U	36.9	-44.83	49.09	-	-	74	-24.91	319	151	H
	* 9.369896	45.39	ADR	36.9	-44.82	37.47	54	-16.53	-	-	319	151	H
4	* 9.359113	57.07	PK-U	36.9	-44.79	49.18	-	-	74	-24.82	305	349	V
	* 9.359386	45.29	ADR	36.9	-44.81	37.38	54	-16.62	-	-	305	349	V
5	12.805795	56.72	PK-U	39.8	-44.16	52.36	68.2	-15.84	88.2	-35.84	71	146	H
6	12.805445	56.89	PK-U	39.8	-44.17	52.52	68.2	-15.68	88.2	-35.68	17	272	V

* - indicates frequency in CFR47 Pt 15 / IC RSS-Restricted Band
PK-U - U-NII: Maximum Peak
ADR - U-NII AD primary method, RMS average

UL VERIFICATION SERVICES
47173 Benicia Street, Fremont, CA 94538; USA TEL:(510) 319-4000 FAX:(510) 661-0888
This report shall not be reproduced except in full, without the written approval of UL VERIFICATION SERVICES

MID CHANNEL

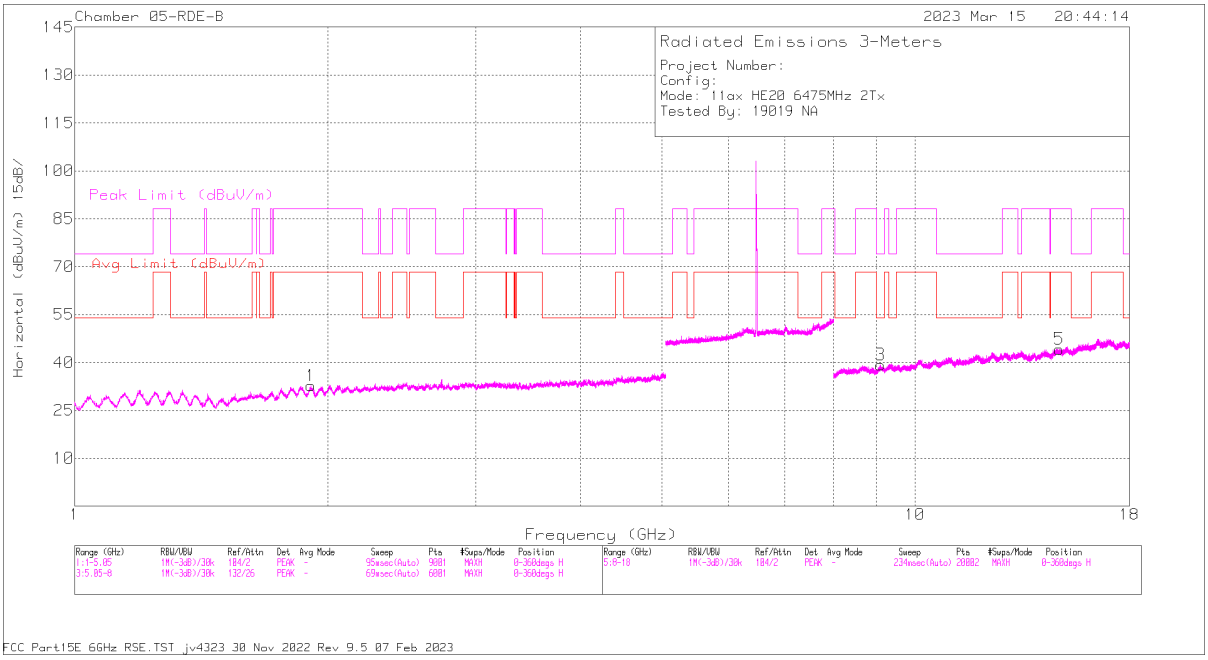

HORIZONTAL

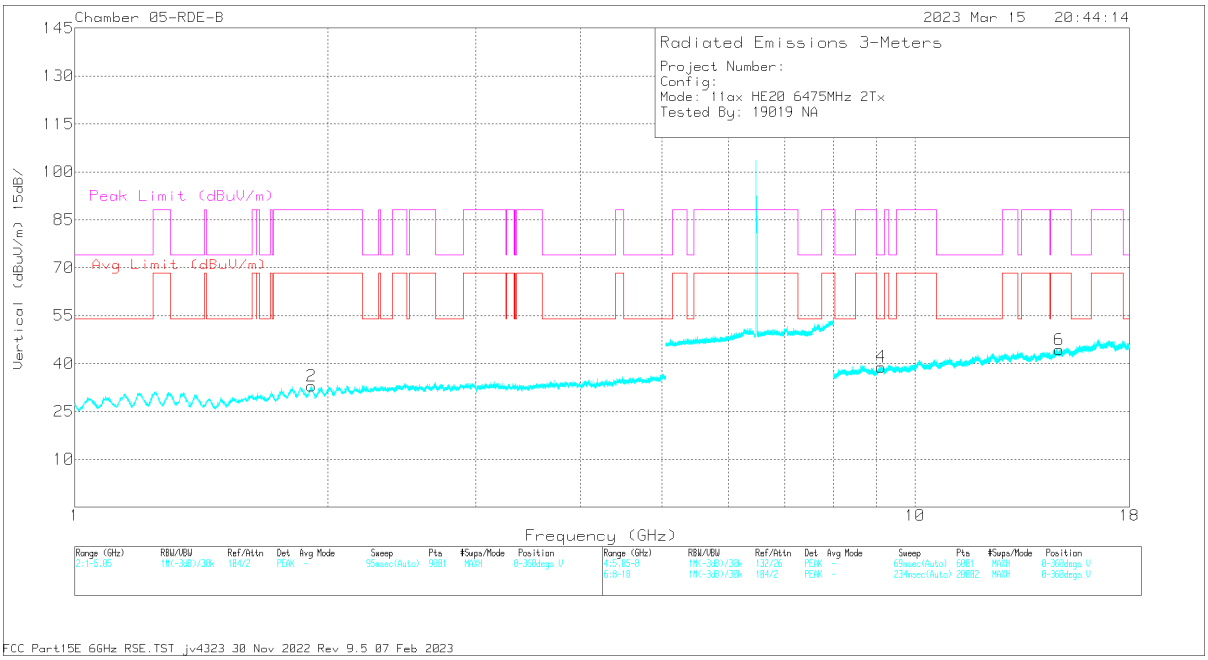

VERTICAL

UL VERIFICATION SERVICES
47173 Benicia Street, Fremont, CA 94538; USA TEL:(510) 319-4000 FAX:(510) 661-0888
This report shall not be reproduced except in full, without the written approval of UL VERIFICATION SERVICES

RADIATED EMISSIONS

Marker	Frequency (GHz)	Meter Reading (dBuV)	Det	Horn Antenna ACF(dB)	Gain/Loss (dB)	Corrected Reading (dBuV/m)	Avg Limit (dBuV/m)	Margin (dB)	Peak Limit (dBuV/m)	Margin (dB)	Azimuth (Degs)	Height (cm)	Polarity
1	1.90795	59.33	PK-U	31.2	-48.2	42.33	68.2	-25.87	88.2	-45.87	191	360	H
2	1.908681	60.06	PK-U	31.2	-48.21	43.05	68.2	-25.15	88.2	-45.15	65	263	V
3	* 9.102769	56.39	PK-U	36.7	-44.27	48.82	-	-	74	-25.18	65	196	H
	* 9.101876	44.68	ADR	36.7	-44.3	37.08	54	-16.92			65	196	H
4	* 9.120122	55.68	PK-U	36.8	-44.3	48.18	-	-	74	-25.82	162	199	V
	* 9.117554	44.44	ADR	36.8	-44.3	36.94	54	-17.06			162	199	V
5	14.838368	56.87	PK-U	40.2	-43.79	53.28	68.2	-14.92	88.2	-34.92	74	185	H
6	14.839254	57.27	PK-U	40.2	-43.8	53.67	68.2	-14.53	88.2	-34.53	162	155	V

* - indicates frequency in CFR47 Pt 15 / IC RSS-Restricted Band
PK-U - U-NII: Maximum Peak
ADR - U-NII AD primary method, RMS average

UL VERIFICATION SERVICES
47173 Benicia Street, Fremont, CA 94538; USA TEL:(510) 319-4000 FAX:(510) 661-0888
This report shall not be reproduced except in full, without the written approval of UL VERIFICATION SERVICES

HIGH CHANNEL

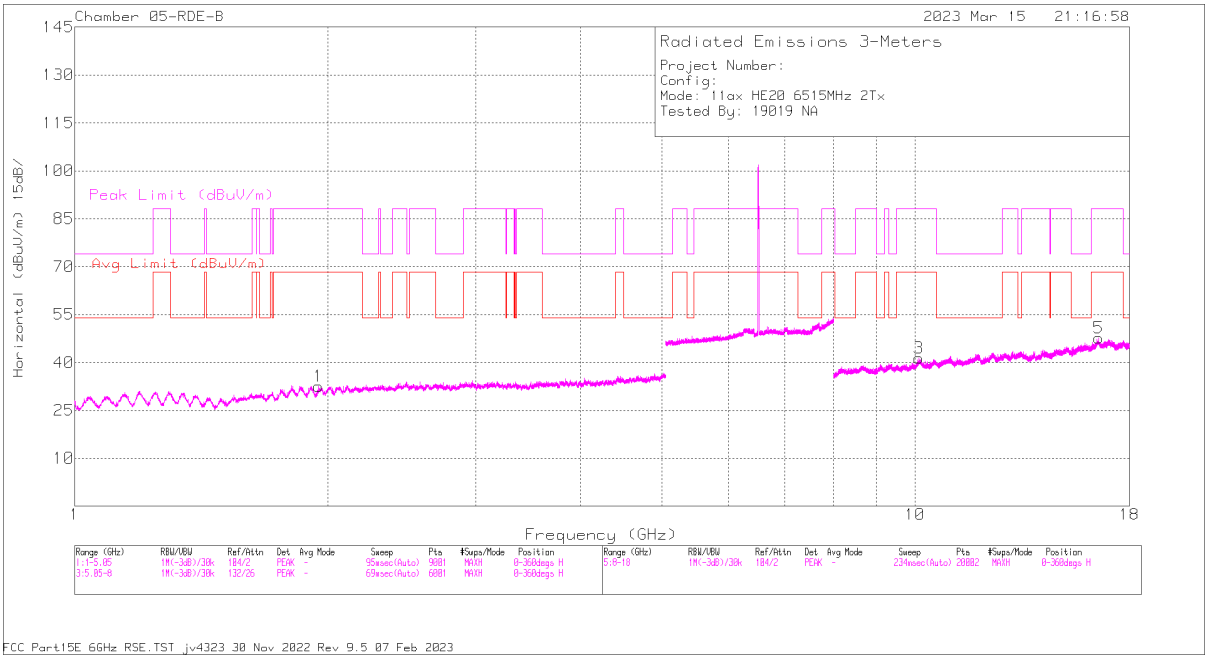

HORIZONTAL

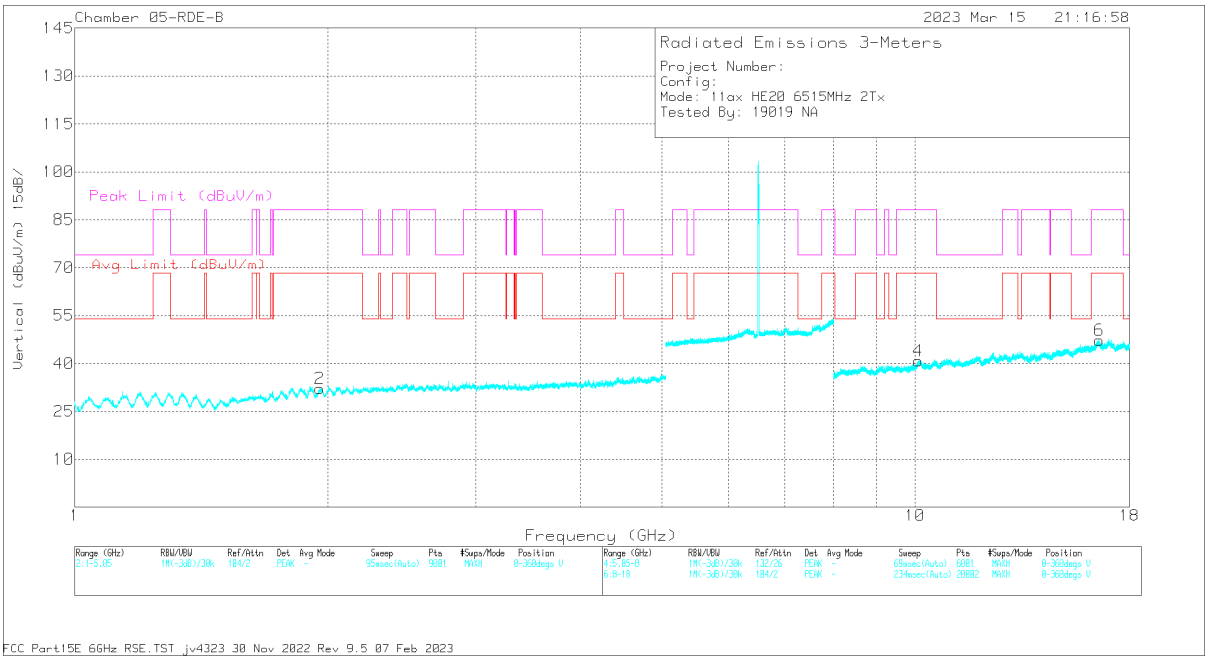

VERTICAL

UL VERIFICATION SERVICES
47173 Benicia Street, Fremont, CA 94538; USA TEL:(510) 319-4000 FAX:(510) 661-0888
This report shall not be reproduced except in full, without the written approval of UL VERIFICATION SERVICES

RADIATED EMISSIONS

Marker	Frequency (GHz)	Meter Reading (dBuV)	Det	Horn Antenna ACF(dB)	Gain/Loss (dB)	Corrected Reading (dBuV/m)	Avg Limit (dBuV/m)	Margin (dB)	Peak Limit (dBuV/m)	Margin (dB)	Azimuth (Degs)	Height (cm)	Polarity
1	1.950639	59.36	PK-U	31.1	-48.66	41.8	68.2	-26.4	88.2	-46.4	103	123	H
2	1.957281	60.22	PK-U	31.1	-48.7	42.62	68.2	-25.58	88.2	-45.58	177	139	V
3	10.094964	57.59	PK-U	37.6	-44.18	51.01	68.2	-17.19	88.2	-37.19	167	172	V
4	16.546539	56.57	PK-U	42	-42.31	56.26	68.2	-11.94	88.2	-31.94	84	216	H
5	10.112106	57.27	PK-U	37.6	-44.2	50.67	68.2	-17.53	88.2	-37.53	190	149	H
6	16.576324	56.44	PK-U	42	-42.55	55.89	68.2	-12.31	88.2	-32.31	269	226	V

* - indicates frequency in CFR47 Pt 15 / IC RSS-Restricted Band
PK-U - U-NII: Maximum Peak
ADR - U-NII AD primary method, RMS average

UL VERIFICATION SERVICES
47173 Benicia Street, Fremont, CA 94538; USA TEL:(510) 319-4000 FAX:(510) 661-0888
This report shall not be reproduced except in full, without the written approval of UL VERIFICATION SERVICES

2TX Antenna 6 + Antenna 5 OFDMA MODE: SU, Single User

HARMONICS AND SPURIOUS EMISSIONS

LOW CHANNEL

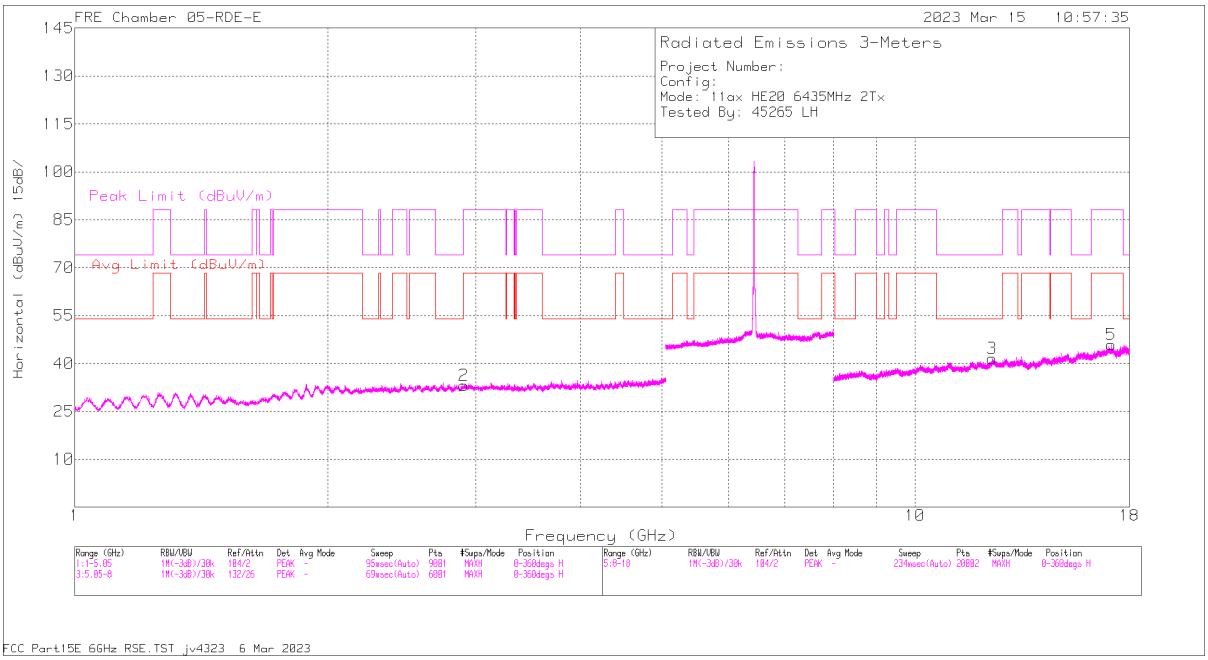

HORIZONTAL

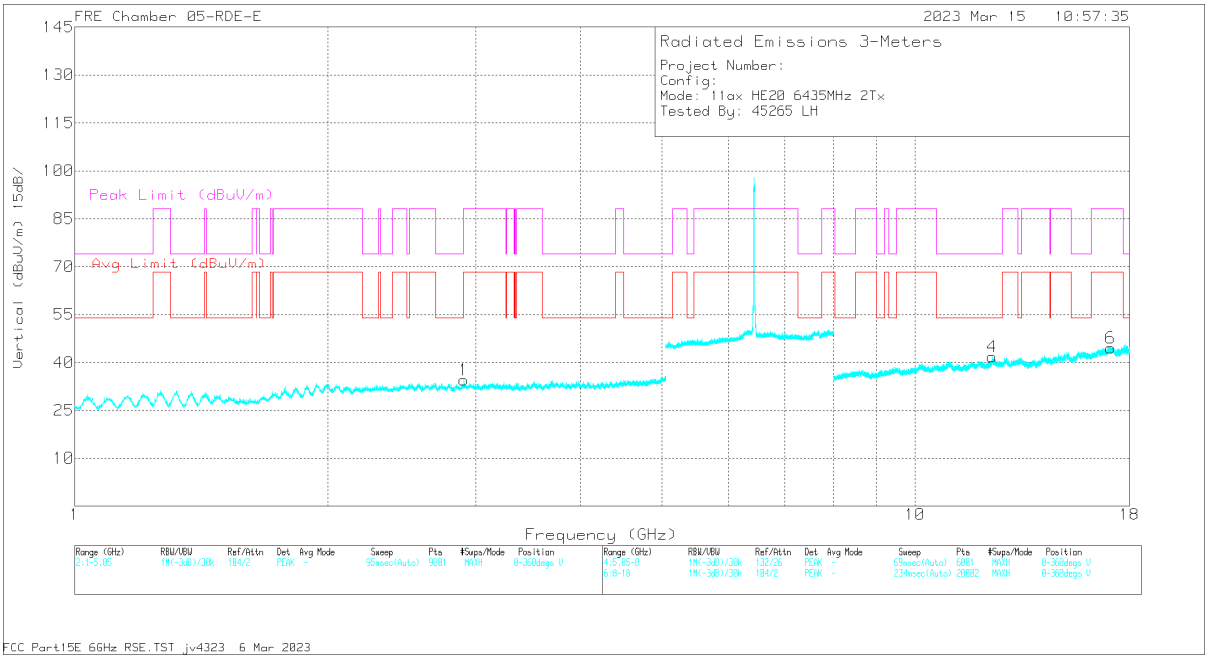

VERTICAL

UL VERIFICATION SERVICES
47173 Benicia Street, Fremont, CA 94538; USA TEL:(510) 319-4000 FAX:(510) 661-0888
This report shall not be reproduced except in full, without the written approval of UL VERIFICATION SERVICES

RADIATED EMISSIONS

Marker	Frequency (GHz)	Meter Reading (dBuV)	Det	226671 ACF (dB) 3mH	Gain/Loss (dB)	Corrected Reading (dBuV/m)	Avg Limit (dBuV/m)	Margin (dB)	Peak Limit (dBuV/m)	PK Margin (dB)	Azimuth (Degs)	Height (cm)	Polarity
1	2.907609	59.75	PK-U	32.5	-48.94	43.31	-	-	88.2	-44.89	2	101	V
	2.903325	48.3	ADR	32.5	-48.97	31.83	68.2	-36.37	-	-	2	101	H
2	2.902991	59.94	PK-U	32.5	-48.98	43.46	-	-	88.2	-44.74	2	101	H
	2.905654	48.05	ADR	32.5	-48.96	31.59	68.2	-36.61	-	-	2	101	V
3	*12.366973	54.58	PK-U	38.8	-43.33	50.05			74	-23.95	2	101	H
	*12.365086	43.04	ADR	38.8	-43.45	38.39	54	-15.61			2	101	H
4	*12.363334	54.71	PK-U	38.8	-43.44	50.07			74	-23.93	2	101	V
	*12.362163	43.12	ADR	38.8	-43.47	38.45	54	-15.55			2	101	V
5	17.131305	56.32	PK-U	41.6	-42.92	55	-	-	88.2	-33.2	2	198	H
	17.133488	44.18	ADR	41.6	-42.89	42.89	68.2	-25.31	-	-	2	198	H
6	17.095093	55.54	PK-U	41.6	-42.94	54.2	-	-	88.2	-34	2	198	V
	17.097514	44.32	ADR	41.6	-42.96	42.96	68.2	-25.24	-	-	2	198	V

* - indicates frequency in CFR47 Pt 15 / IC RSS-Restricted Band
PK-U - U-NII: Maximum Peak
ADR - U-NII AD primary method, RMS average

UL VERIFICATION SERVICES
47173 Benicia Street, Fremont, CA 94538; USA TEL:(510) 319-4000 FAX:(510) 661-0888
This report shall not be reproduced except in full, without the written approval of UL VERIFICATION SERVICES

MID CHANNEL

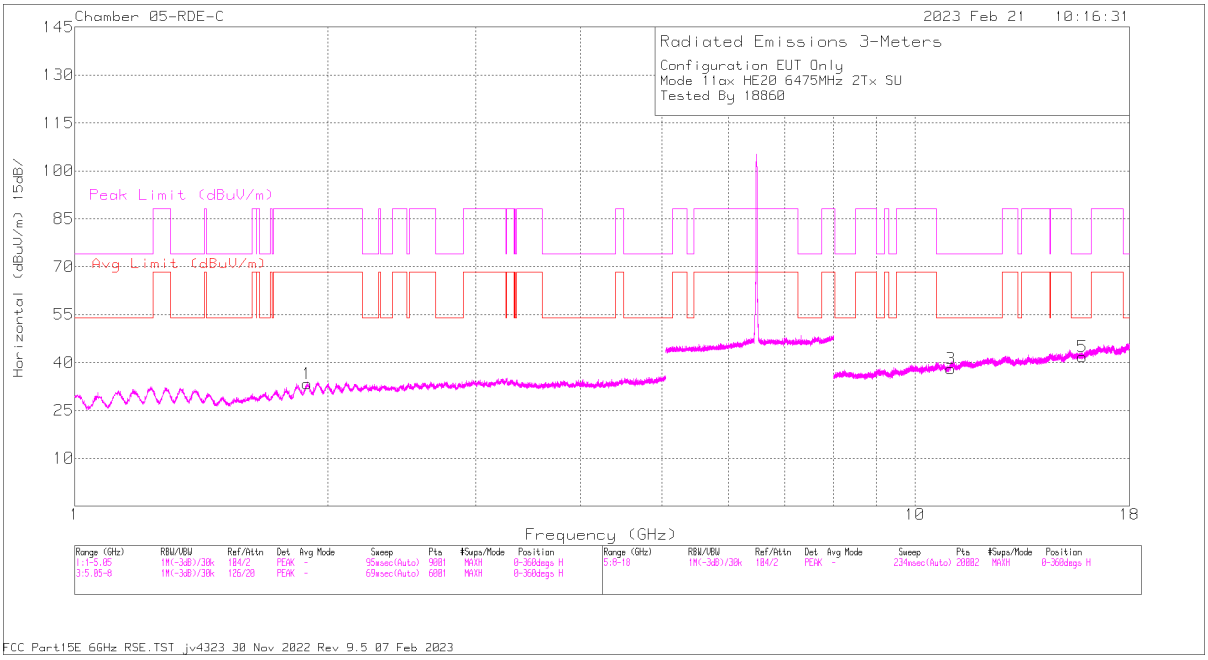

HORIZONTAL

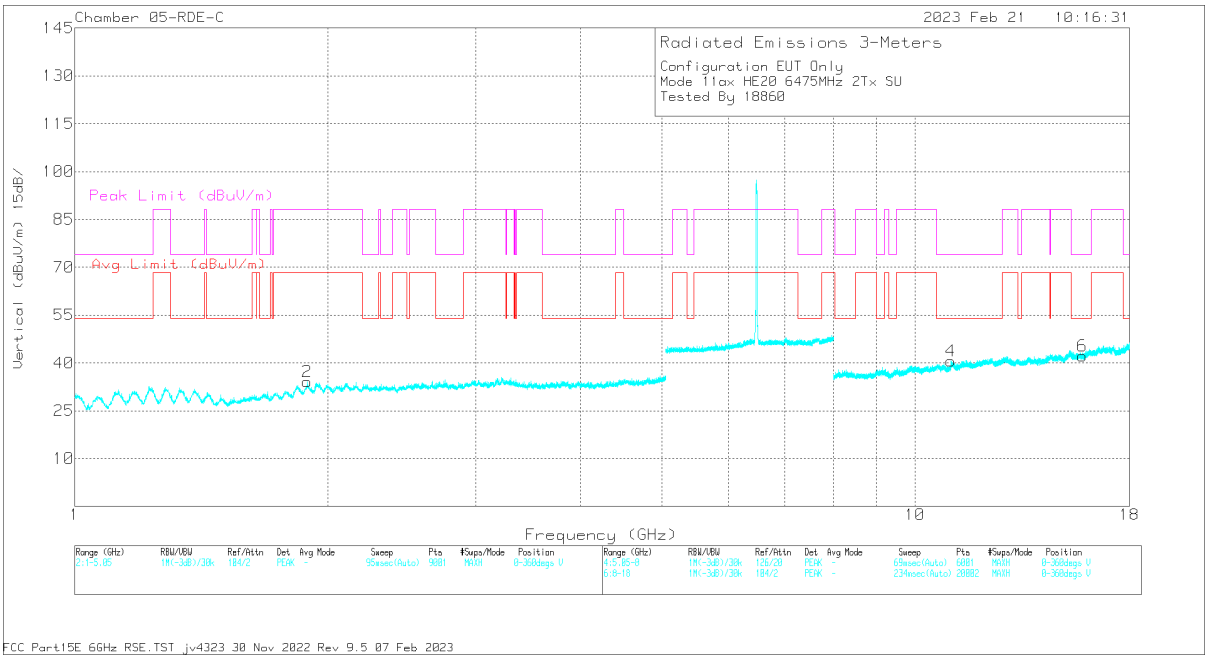

VERTICAL

UL VERIFICATION SERVICES
47173 Benicia Street, Fremont, CA 94538; USA TEL:(510) 319-4000 FAX:(510) 661-0888
This report shall not be reproduced except in full, without the written approval of UL VERIFICATION SERVICES

RADIATED EMISSIONS

Marker	Frequency (GHz)	Meter Reading (dBuV)	Det	80707 ACF (dB)	Gain/Loss (dB)	Corrected Reading (dBuV/m)	Avg Limit (dBuV/m)	Margin (dB)	Peak Limit (dBuV/m)	PK Margin (dB)	Azimuth (Degs)	Height (cm)	Polarity
1	1.885908	63.21	PK-U	31.2	-50.45	43.96	-	-	88.2	-44.24	321	263	H
	1.887328	51.31	ADR	31.2	-50.42	32.09	68.2	-36.11	-	-	321	263	H
2	1.891268	62.59	PK-U	31.3	-50.42	43.47	-	-	88.2	-44.73	115	112	V
	1.889825	51.01	ADR	31.2	-50.38	31.83	68.2	-36.37	-	-	115	112	V
3	*11.033218	56.28	PK-U	38	-45.24	49.04			74	-24.96	241	390	H
	*11.033098	45.06	ADR	38	-45.24	37.82	54	-16.18			241	390	H
4	*11.035308	56.76	PK-U	38	-45.21	49.55			74	-24.45	276	140	V
	*11.032935	45.09	ADR	38	-45.24	37.85	54	-16.15			276	140	V
5	*15.820947	56.66	PK-U	40.8	-45.09	52.37			74	-21.63	297	139	H
	*15.823297	45.02	ADR	40.8	-45.08	40.74	54	-13.26			297	139	H
6	*15.817531	56.81	PK-U	40.8	-45.1	52.51			74	-21.49	318	393	V
	*15.819263	45.38	ADR	40.8	-45.1	41.08	54	-12.92			318	393	V

* - indicates frequency in CFR47 Pt 15 / IC RSS-Restricted Band
PK-U - U-NII: Maximum Peak
ADR - U-NII AD primary method, RMS average

UL VERIFICATION SERVICES
47173 Benicia Street, Fremont, CA 94538; USA TEL:(510) 319-4000 FAX:(510) 661-0888
This report shall not be reproduced except in full, without the written approval of UL VERIFICATION SERVICES

HIGH CHANNEL

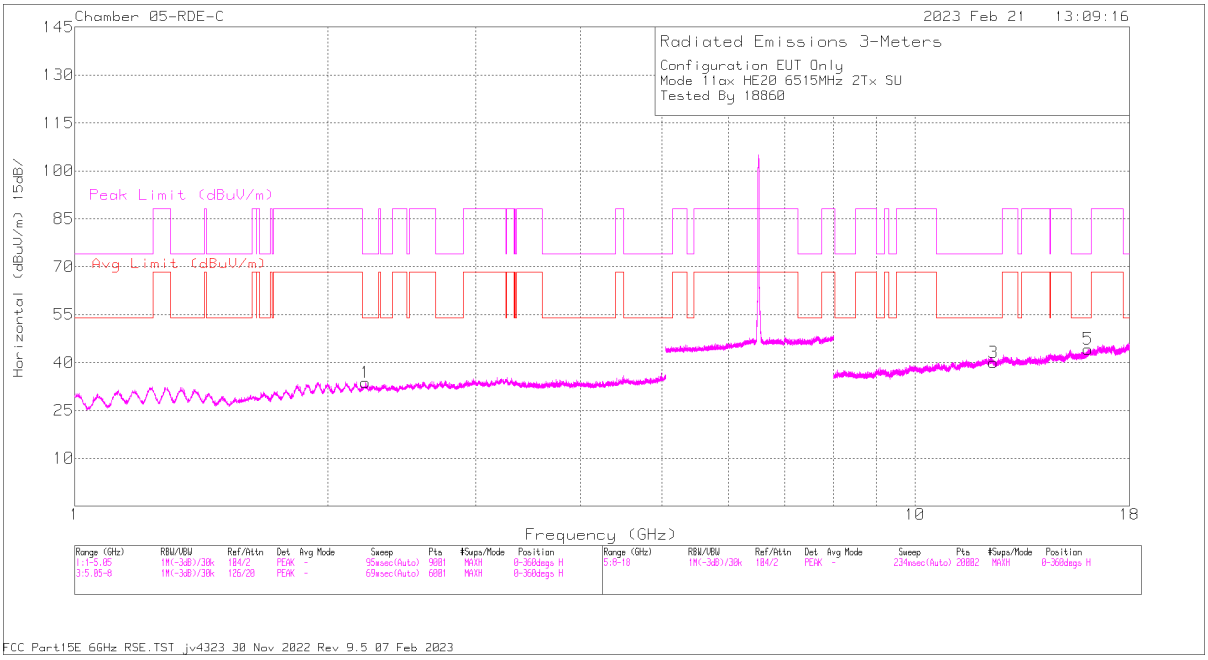

HORIZONTAL

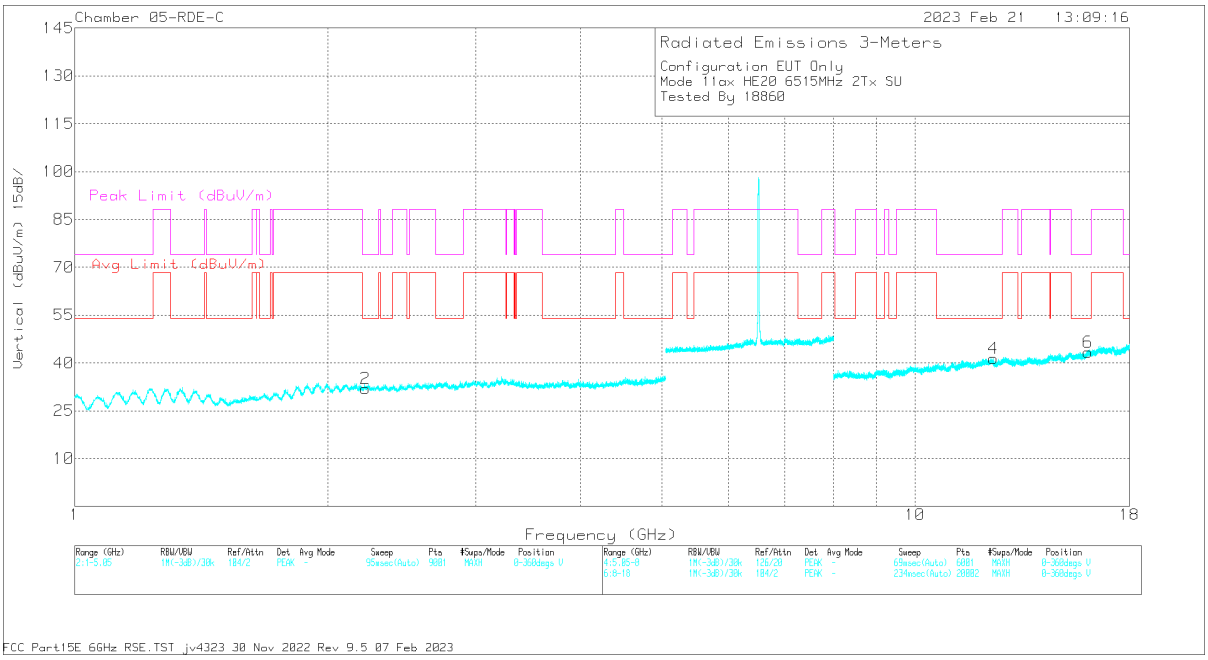

VERTICAL

UL VERIFICATION SERVICES
47173 Benicia Street, Fremont, CA 94538; USA TEL:(510) 319-4000 FAX:(510) 661-0888
This report shall not be reproduced except in full, without the written approval of UL VERIFICATION SERVICES

RADIATED EMISSIONS

Marker	Frequency (GHz)	Meter Reading (dBuV)	Det	80707 ACF (dB)	Gain/Loss (dB)	Corrected Reading (dBuV/m)	Avg Limit (dBuV/m)	Margin (dB)	Peak Limit (dBuV/m)	PK Margin (dB)	Azimuth (Degs)	Height (cm)	Polarity
1	*2.22195	62.52	PK-U	31.8	-50.39	43.93			74	-30.07	27	142	H
	*2.219714	50.07	ADR	31.8	-50.41	31.46	54	-22.54			27	142	H
2	*2.21846	61.37	PK-U	31.8	-50.39	42.78			74	-31.22	322	384	V
	*2.216743	49.94	ADR	31.8	-50.37	31.37	54	-22.63			322	384	V
3	*12.390526	55.65	PK-U	39.3	-45.02	49.93			74	-24.07	116	352	H
	*12.38805	44.08	ADR	39.3	-44.96	38.42	54	-15.58			116	352	H
4	*12.391266	55.55	PK-U	39.3	-45.04	49.81			74	-24.19	231	291	V
	*12.391387	44.04	ADR	39.3	-45.04	38.3	54	-15.7			231	291	V
6	*16.057546	56.41	PK-U	41	-45.13	52.28			74	-21.72	161	333	V
	*16.056528	45.09	ADR	41	-45.13	40.96	54	-13.04			161	333	V
5	*16.060911	56.21	PK-U	41	-45.12	52.09			74	-21.91	163	304	H
	*16.061646	45.2	ADR	41	-45.11	41.09	54	-12.91			163	304	H

* - indicates frequency in CFR47 Pt 15 / IC RSS-Restricted Band
PK-U - U-NII: Maximum Peak
ADR - U-NII AD primary method, RMS average

UL VERIFICATION SERVICES
47173 Benicia Street, Fremont, CA 94538; USA TEL:(510) 319-4000 FAX:(510) 661-0888
This report shall not be reproduced except in full, without the written approval of UL VERIFICATION SERVICES

1.1.5. TX ABOVE 1 GHz 802.11ax HE40 MODE IN THE UNII-6 BAND

2TX Antenna 6 + Antenna 5 OFDMA MODE: 26-Tone, RU Index 0

HARMONICS AND SPURIOUS EMISSSIONS

LOW CHANNEL

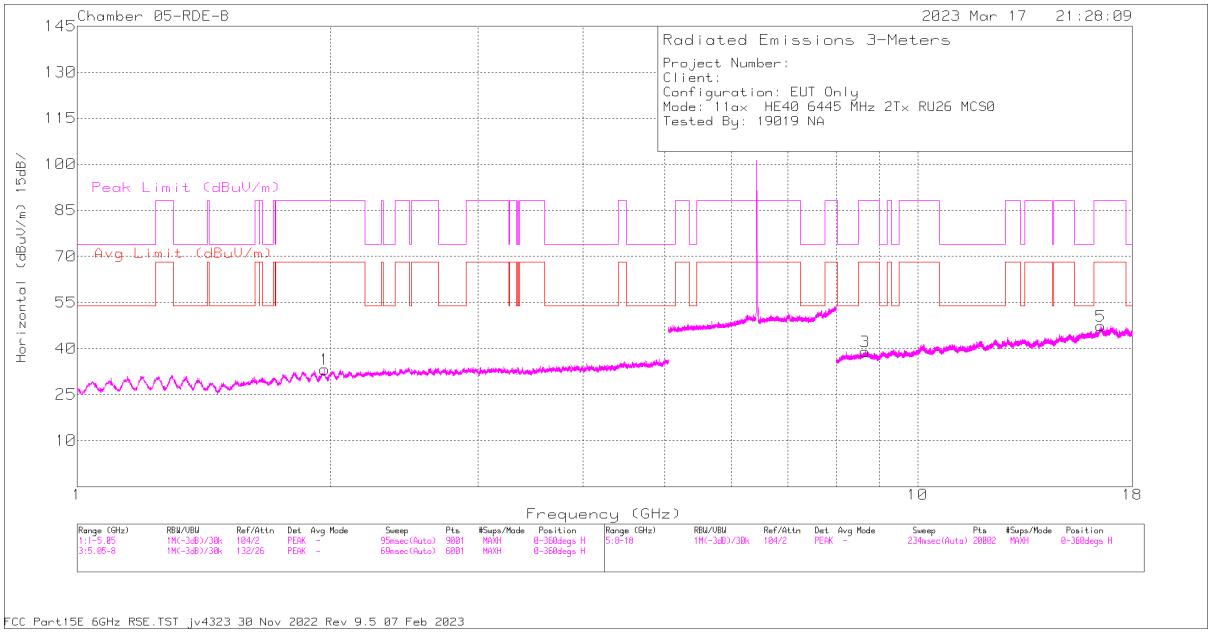

HORIZONTAL

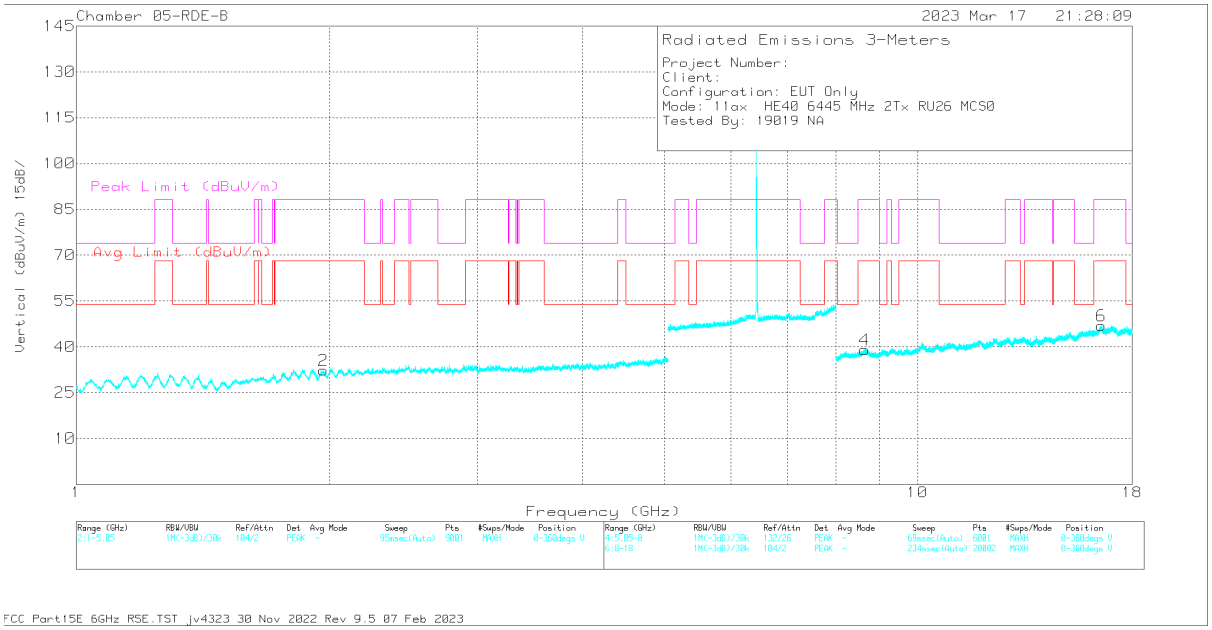

VERTICAL

UL VERIFICATION SERVICES
47173 Benicia Street, Fremont, CA 94538; USA TEL:(510) 319-4000 FAX:(510) 661-0888
This report shall not be reproduced except in full, without the written approval of UL VERIFICATION SERVICES

RADIATED EMISSIONS

Marker	Frequency (GHz)	Meter Reading (dBuV)	Det	Horn Antenna ACF(dB)	Gain/Loss (dB)	Corrected Reading (dBuV/m)	Avg Limit (dBuV/m)	Margin (dB)	Peak Limit (dBuV/m)	PK Margin (dB)	Azimuth (Degs)	Height (cm)	Polarity
1	1.970753	59.39	PK-U	31.1	-48.64	41.85	68.2	-26.35	88.2	-46.35	93	349	H
2	1.965116	60.32	PK-U	31.2	-48.67	42.85	68.2	-25.35	88.2	-45.35	359	157	V
3	8.6558	56.06	PK-U	36.5	-43.99	48.57	68.2	-19.63	88.2	-39.63	92	192	H
4	8.648676	56.77	PK-U	36.4	-43.98	49.19	68.2	-19.01	88.2	-39.01	213	389	V
5	16.523253	56.45	PK-U	41.9	-42.12	56.23	68.2	-11.97	88.2	-31.97	206	254	H
6	16.551237	56.03	PK-U	42	-42.37	55.66	68.2	-12.54	88.2	-32.54	163	239	V

* - indicates frequency in CFR47 Pt 15 / IC RSS-Restricted Band
PK-U - U-NII: Maximum Peak
ADR - U-NII AD primary method, RMS average

UL VERIFICATION SERVICES
47173 Benicia Street, Fremont, CA 94538; USA TEL:(510) 319-4000 FAX:(510) 661-0888
This report shall not be reproduced except in full, without the written approval of UL VERIFICATION SERVICES

HIGH CHANNEL

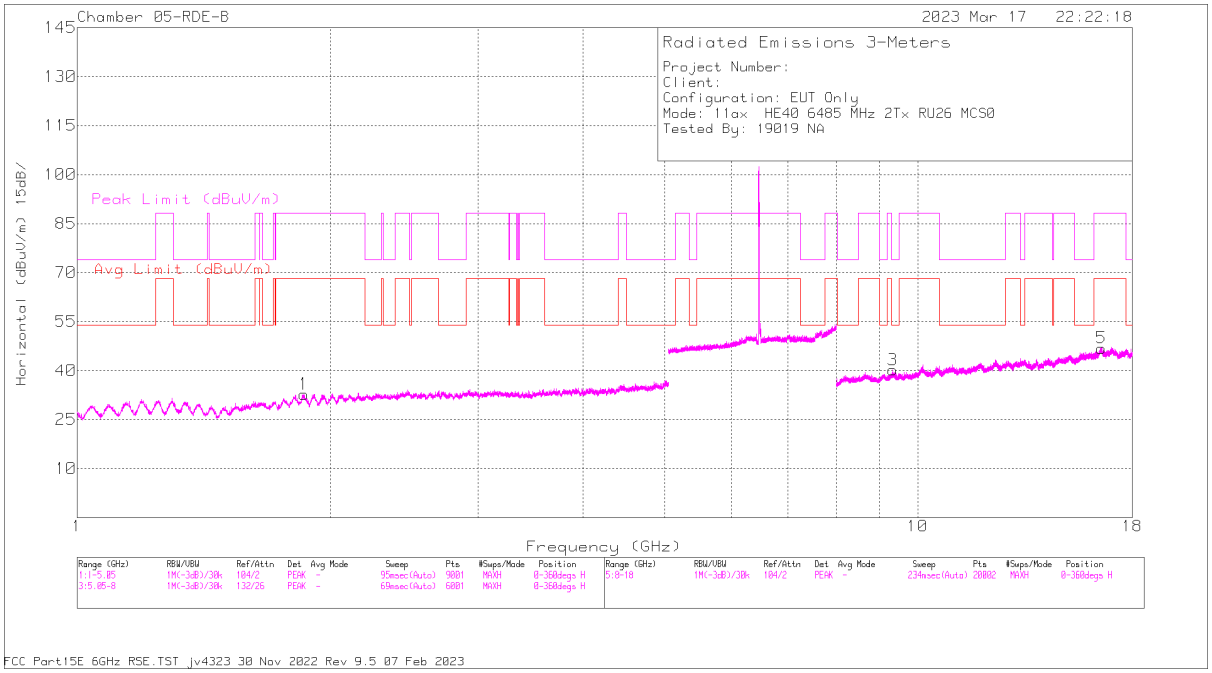

HORIZONTAL

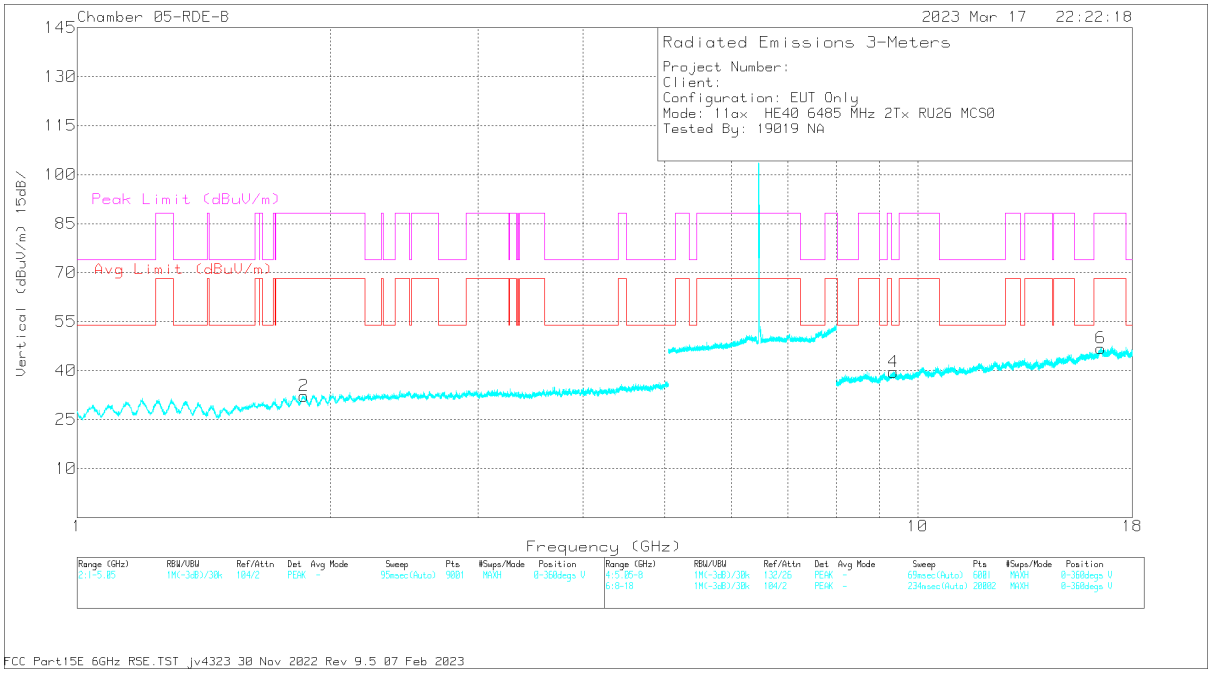

VERTICAL

UL VERIFICATION SERVICES
47173 Benicia Street, Fremont, CA 94538; USA TEL:(510) 319-4000 FAX:(510) 661-0888
This report shall not be reproduced except in full, without the written approval of UL VERIFICATION SERVICES

RADIATED EMISSIONS

Marker	Frequency (GHz)	Meter Reading (dBuV)	Det	Horn Antenna ACF(dB)	Gain/Loss (dB)	Corrected Reading (dBuV/m)	Avg Limit (dBuV/m)	Margin (dB)	Peak Limit (dBuV/m)	PK Margin (dB)	Azimuth (Degs)	Height (cm)	Polarity
1	1.858582	60.31	PK-U	30.8	-48.37	42.74	68.2	-25.46	88.2	-45.46	69	216	H
2	1.861401	60.38	PK-U	30.7	-48.31	42.77	68.2	-25.43	88.2	-45.43	360	250	V
3	* 9.344901	56.75	PK-U	36.8	-44.64	48.91	-	-	74	-25.09	272	239	H
	* 9.342485	45.32	ADR	36.8	-44.64	37.48	54	-16.52			272	239	H
4	* 9.351225	57.55	PK-U	36.9	-44.74	49.71	-	-	74	-24.29	271	192	V
	* 9.35211	45.51	ADR	36.9	-44.75	37.66	54	-16.34			271	192	V
5	16.535445	56.22	PK-U	42	-42.23	55.99	68.2	-12.21	88.2	-32.21	303	159	H
6	16.523467	56.08	PK-U	41.9	-42.12	55.86	68.2	-12.34	88.2	-32.34	104	349	V

* - indicates frequency in CFR47 Pt 15 / IC RSS-Restricted Band
PK-U - U-NII: Maximum Peak
ADR - U-NII AD primary method, RMS average

UL VERIFICATION SERVICES
47173 Benicia Street, Fremont, CA 94538; USA TEL:(510) 319-4000 FAX:(510) 661-0888
This report shall not be reproduced except in full, without the written approval of UL VERIFICATION SERVICES

STRADDLE CHANNEL

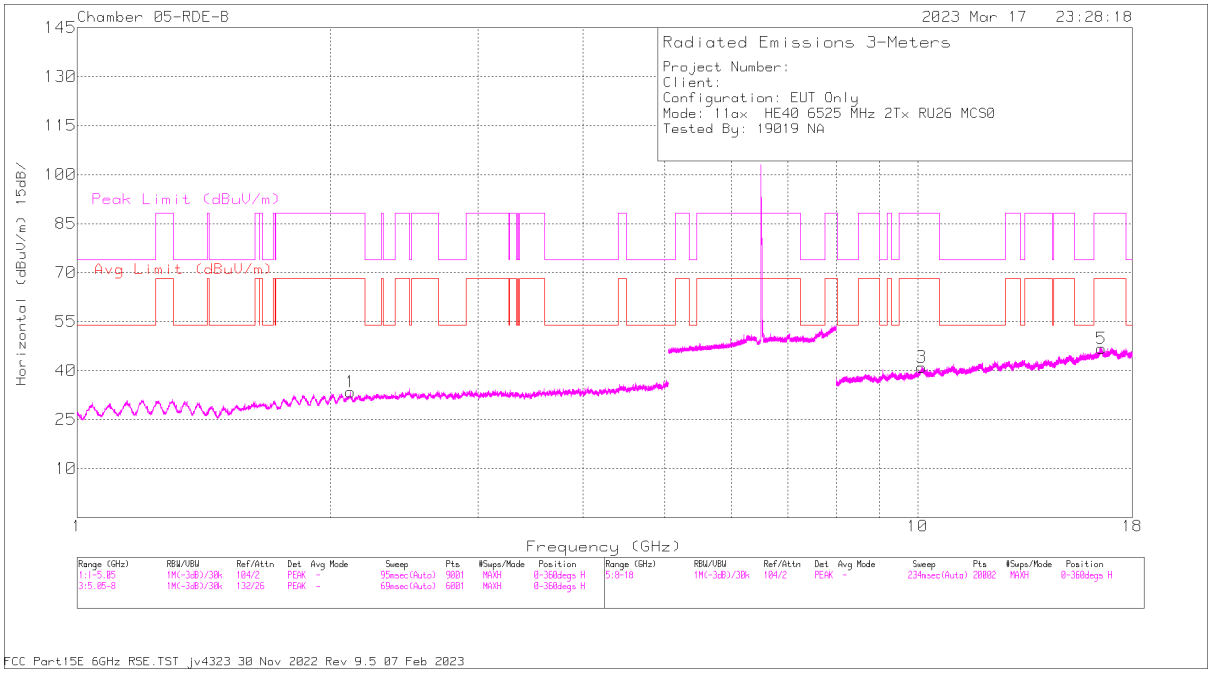

HORIZONTAL

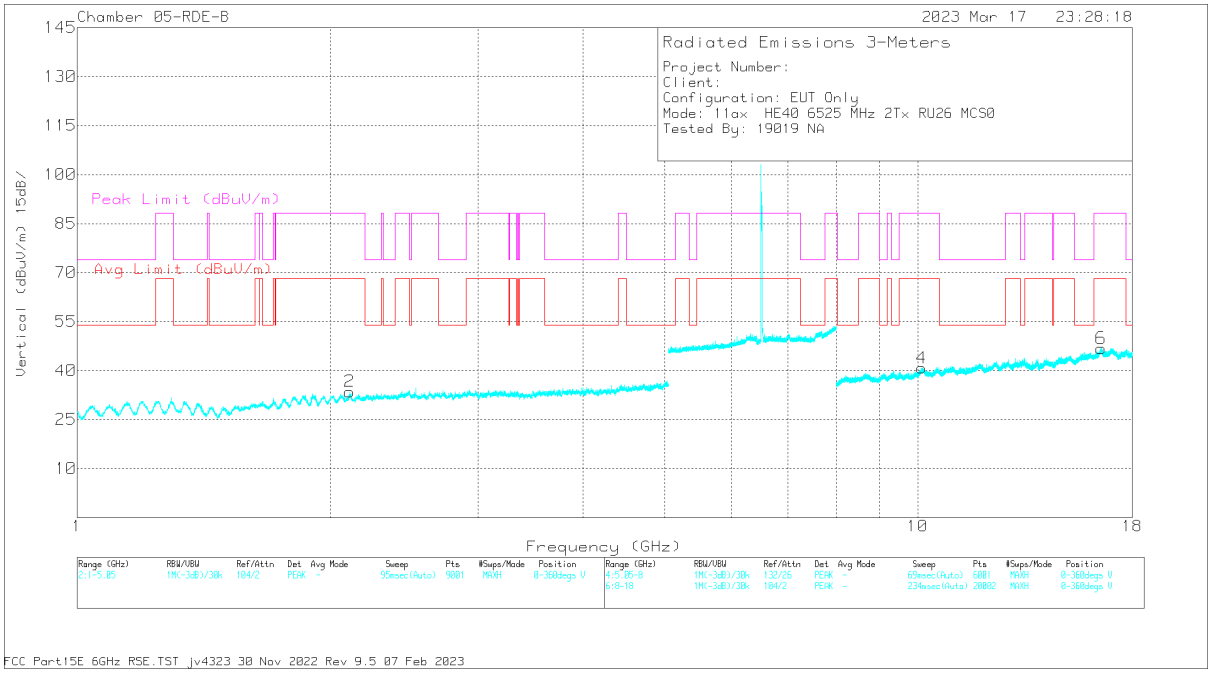

VERTICAL

UL VERIFICATION SERVICES
47173 Benicia Street, Fremont, CA 94538; USA TEL:(510) 319-4000 FAX:(510) 661-0888
This report shall not be reproduced except in full, without the written approval of UL VERIFICATION SERVICES

RADIATED EMISSIONS

Marker	Frequency (GHz)	Meter Reading (dBuV)	Det	Horn Antenna ACF(dB)	Gain/Loss (dB)	Corrected Reading (dBuV/m)	Avg Limit (dBuV/m)	Margin (dB)	Peak Limit (dBuV/m)	PK Margin (dB)	Azimuth (Degs)	Height (cm)	Polarity
1	2.11196	60.15	PK-U	31.6	-48.75	43	68.2	-25.2	88.2	-45.2	360	143	H
2	2.107771	60.85	PK-U	31.6	-48.69	43.76	68.2	-24.44	88.2	-44.44	66	282	V
3	10.1146	56.84	PK-U	37.6	-44.19	50.25	68.2	-17.95	88.2	-37.95	324	257	H
4	10.110838	57.15	PK-U	37.6	-44.22	50.53	68.2	-17.67	88.2	-37.67	354	112	V
5	16.548766	56.12	PK-U	42	-42.33	55.79	68.2	-12.41	88.2	-32.41	72	168	H
6	16.531445	56.28	PK-U	42	-42.18	56.1	68.2	-12.1	88.2	-32.1	140	159	V

* - indicates frequency in CFR47 Pt 15 / IC RSS-Restricted Band
PK-U - U-NII: Maximum Peak
ADR - U-NII AD primary method, RMS average

UL VERIFICATION SERVICES
47173 Benicia Street, Fremont, CA 94538; USA TEL:(510) 319-4000 FAX:(510) 661-0888
This report shall not be reproduced except in full, without the written approval of UL VERIFICATION SERVICES

2TX Antenna 6 + Antenna 5 OFDMA MODE: SU, Single User

HARMONICS AND SPURIOUS EMISSSIONS

LOW CHANNEL

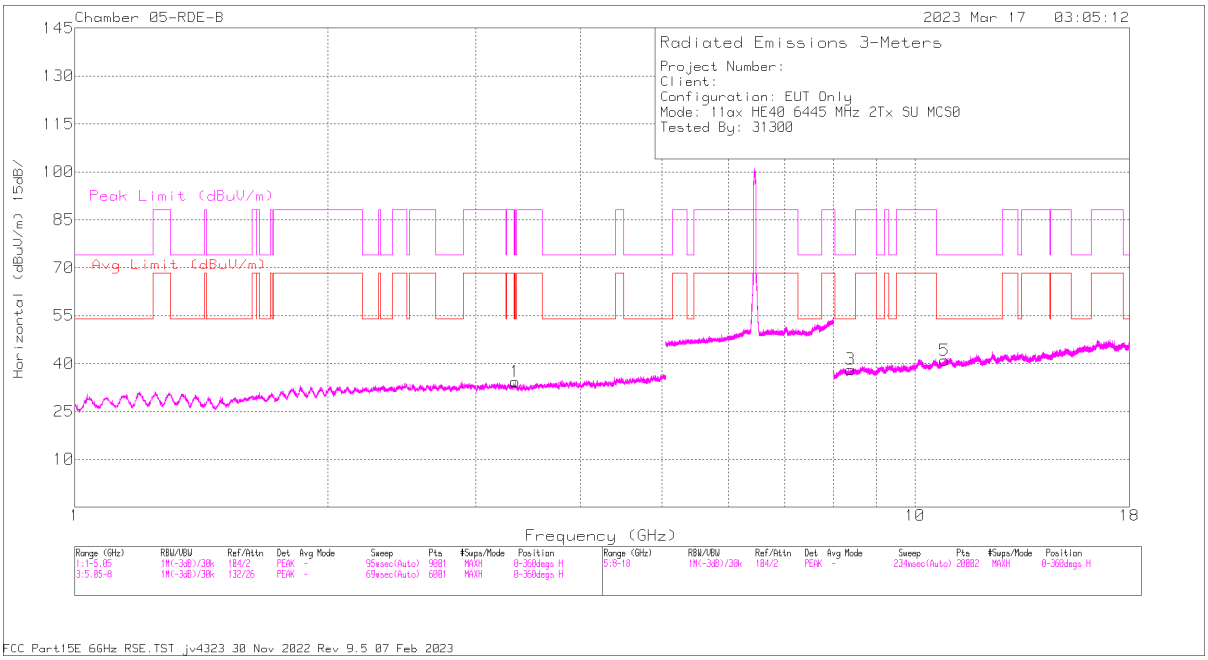

HORIZONTAL

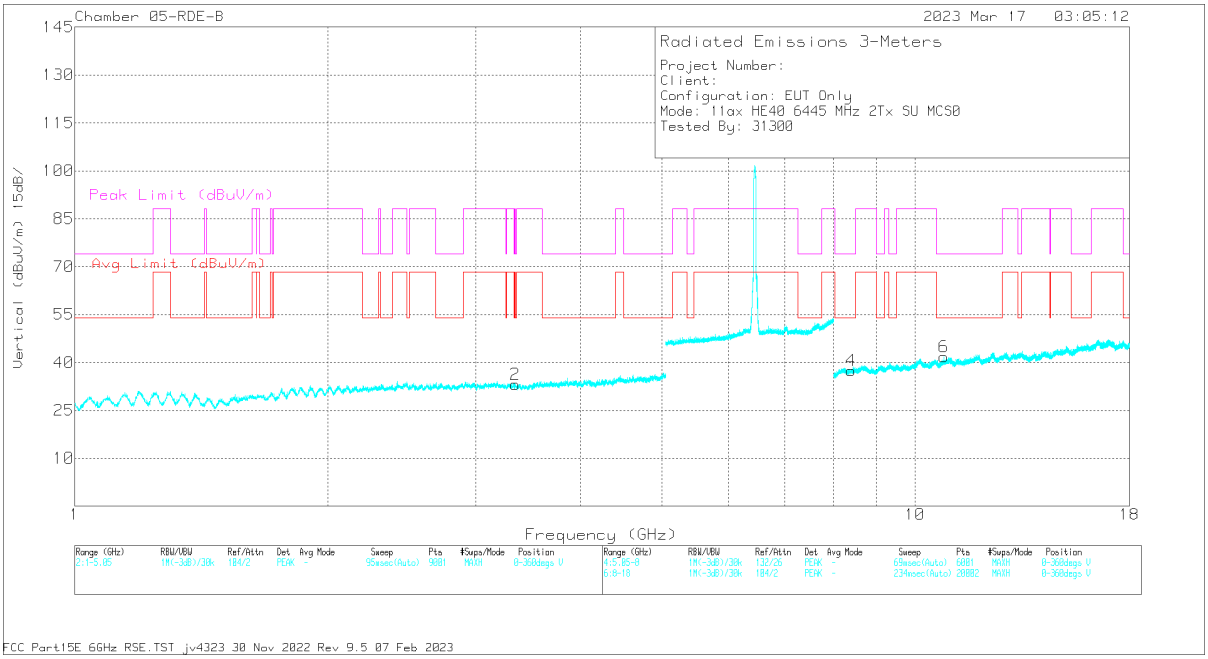

VERTICAL

UL VERIFICATION SERVICES
47173 Benicia Street, Fremont, CA 94538; USA TEL:(510) 319-4000 FAX:(510) 661-0888
This report shall not be reproduced except in full, without the written approval of UL VERIFICATION SERVICES

RADIATED EMISSIONS

Marker	Frequency (GHz)	Meter Reading (dBuV)	Det	Horn Antenna ACF(dB)	Gain/Loss (dB)	Corrected Reading (dBuV/m)	Avg Limit (dBuV/m)	Margin (dB)	Peak Limit (dBuV/m)	PK Margin (dB)	Azimuth (Degs)	Height (cm)	Polarity
1	3.344105	57.16	PK-U	33	-46.29	43.87	-	-	88.2	-44.33	16	101	H
	3.343369	45.02	ADR	33	-46.28	31.74	68.2	-36.46	-	-	16	101	H
2	3.341792	56.95	PK-U	33	-46.28	43.67	-	-	88.2	-44.53	66	134	V
	3.341688	45.11	ADR	33	-46.29	31.82	68.2	-36.38	-	-	66	134	V
3	*8.381814	56.92	PK-U	36.3	-43.93	49.29	-	-	74	-24.71	66	182	H
	*8.380356	43.77	ADR	36.3	-43.9	36.17	54	-17.83	-	-	66	182	H
4	*8.389926	54.9	PK-U	36.4	-43.79	47.51	-	-	74	-26.49	107	167	V
	*8.392273	43.42	ADR	36.4	-43.84	35.98	54	-18.02	-	-	107	167	V
5	*10.840018	56.02	PK-U	38.2	-43.9	50.32	-	-	74	-23.68	92	152	H
	*10.839648	44.71	ADR	38.2	-43.9	39.01	54	-14.99	-	-	92	152	H
6	*10.832862	55.83	PK-U	38.2	-43.7	50.33	-	-	74	-23.67	75	139	V
	*10.831107	44.55	ADR	38.2	-43.72	39.03	54	-14.97	-	-	75	139	V

* - indicates frequency in CFR47 Pt 15 / IC RSS-Restricted Band
PK-U - U-NII: Maximum Peak
ADR - U-NII AD primary method, RMS average

UL VERIFICATION SERVICES
47173 Benicia Street, Fremont, CA 94538; USA TEL:(510) 319-4000 FAX:(510) 661-0888
This report shall not be reproduced except in full, without the written approval of UL VERIFICATION SERVICES

HIGH CHANNEL

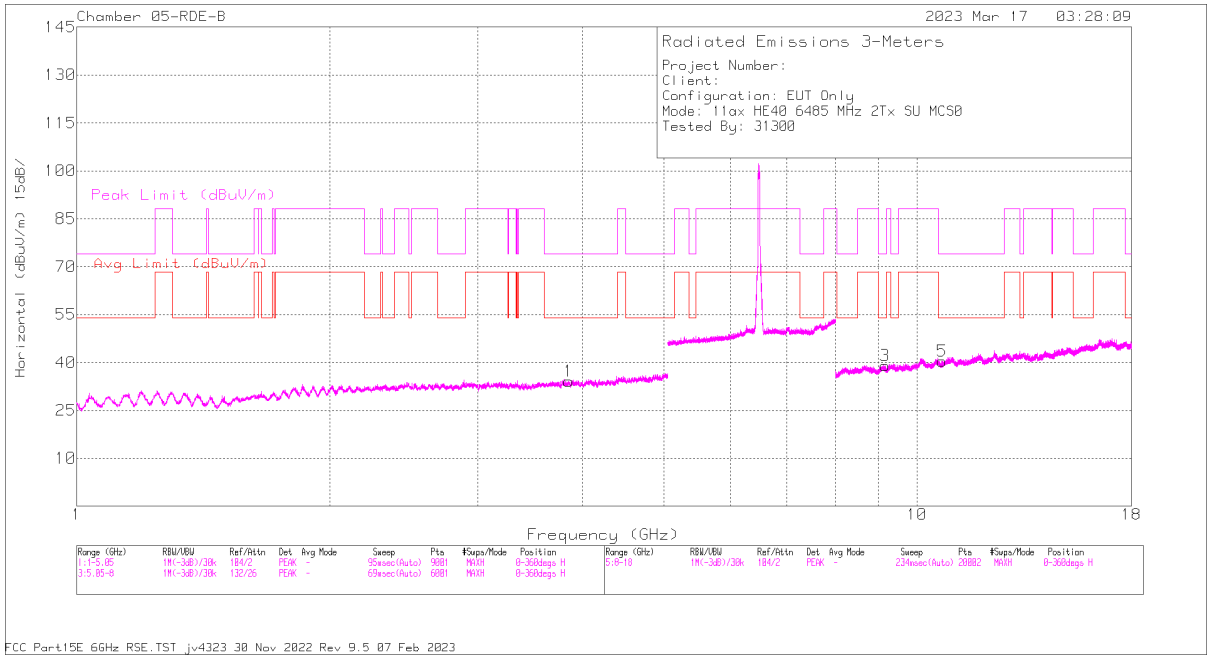

HORIZONTAL

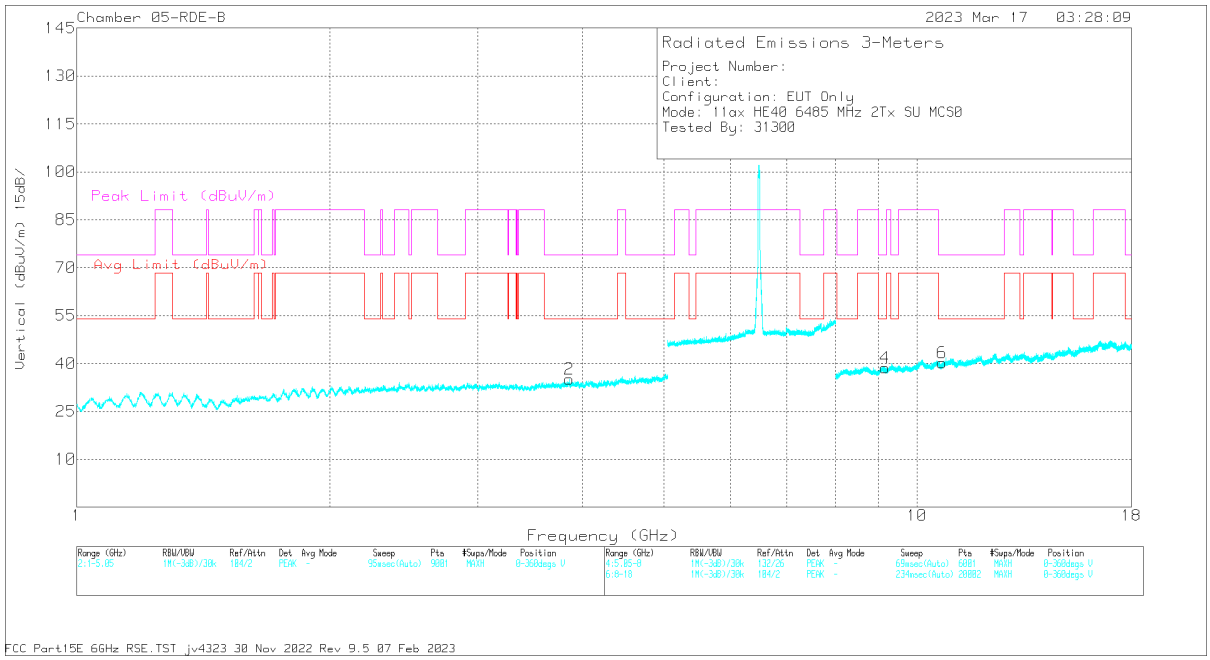

VERTICAL

UL VERIFICATION SERVICES
47173 Benicia Street, Fremont, CA 94538; USA TEL:(510) 319-4000 FAX:(510) 661-0888
This report shall not be reproduced except in full, without the written approval of UL VERIFICATION SERVICES

RADIATED EMISSIONS

Marker	Frequency (GHz)	Meter Reading (dBuV)	Det	Horn Antenna ACF(dB)	Gain/Loss (dB)	Corrected Reading (dBuV/m)	Avg Limit (dBuV/m)	Margin (dB)	Peak Limit (dBuV/m)	PK Margin (dB)	Azimuth (Degs)	Height (cm)	Polarity
1	*3.852644	57.21	PK-U	33.8	-45.98	45.03			74	-28.97	28	113	H
	*3.851193	44.81	ADR	33.8	-45.97	32.64	54	-21.36			28	113	H
2	*3.85456	56.41	PK-U	33.8	-46.04	44.17			74	-29.83	59	135	V
	*3.856036	44.72	ADR	33.8	-46.1	32.42	54	-21.58			59	135	V
3	*9.165258	55.98	PK-U	36.8	-44.45	48.33			74	-25.67	73	150	H
	*9.166759	44.46	ADR	36.8	-44.45	36.81	54	-17.19			73	150	H
4	*9.171231	56.11	PK-U	36.8	-44.51	48.4			74	-25.6	61	123	V
	*9.170722	44.29	ADR	36.8	-44.5	36.59	54	-17.41			61	123	V
5	*10.716833	55.72	PK-U	38.1	-44.15	49.67			74	-24.33	43	163	H
	*10.718946	44.18	ADR	38.1	-44.19	38.09	54	-15.91			43	163	H
6	*10.719099	55.77	PK-U	38.1	-44.19	49.68			74	-24.32	100	173	V
	*10.716759	44.17	ADR	38.1	-44.15	38.12	54	-15.88			100	173	V

* - indicates frequency in CFR47 Pt 15 / IC RSS-Restricted Band
PK-U - U-NII: Maximum Peak
ADR - U-NII AD primary method, RMS average

UL VERIFICATION SERVICES
47173 Benicia Street, Fremont, CA 94538; USA TEL:(510) 319-4000 FAX:(510) 661-0888
This report shall not be reproduced except in full, without the written approval of UL VERIFICATION SERVICES

STRADDLE CHANNEL

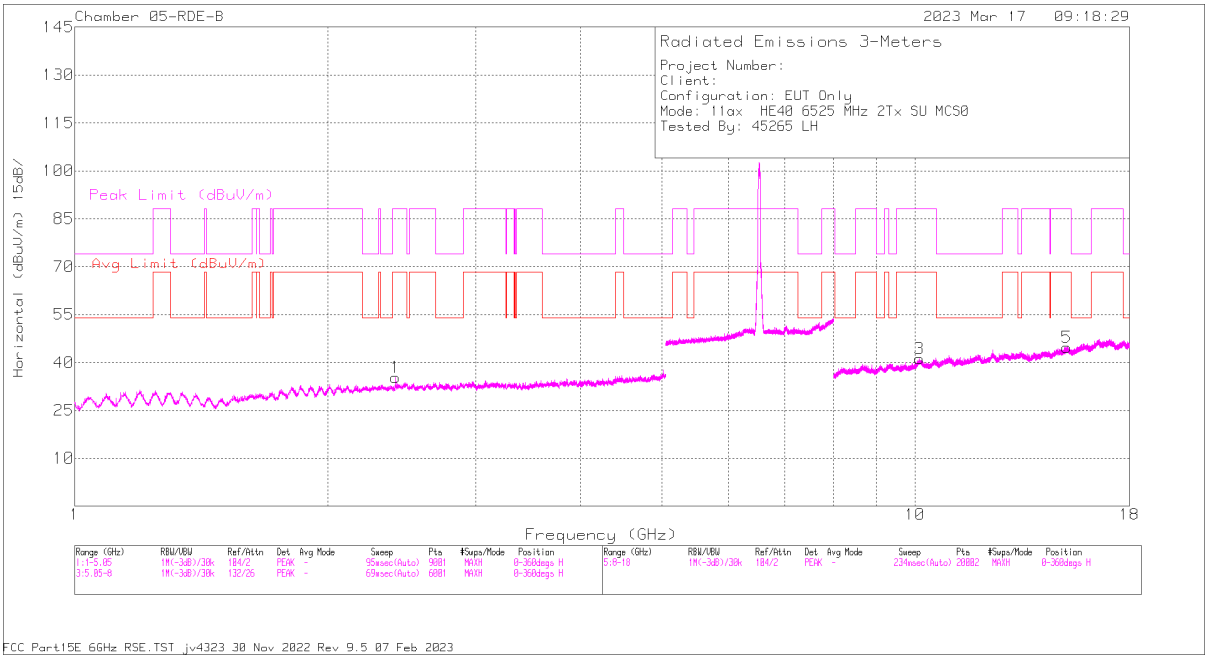

HORIZONTAL

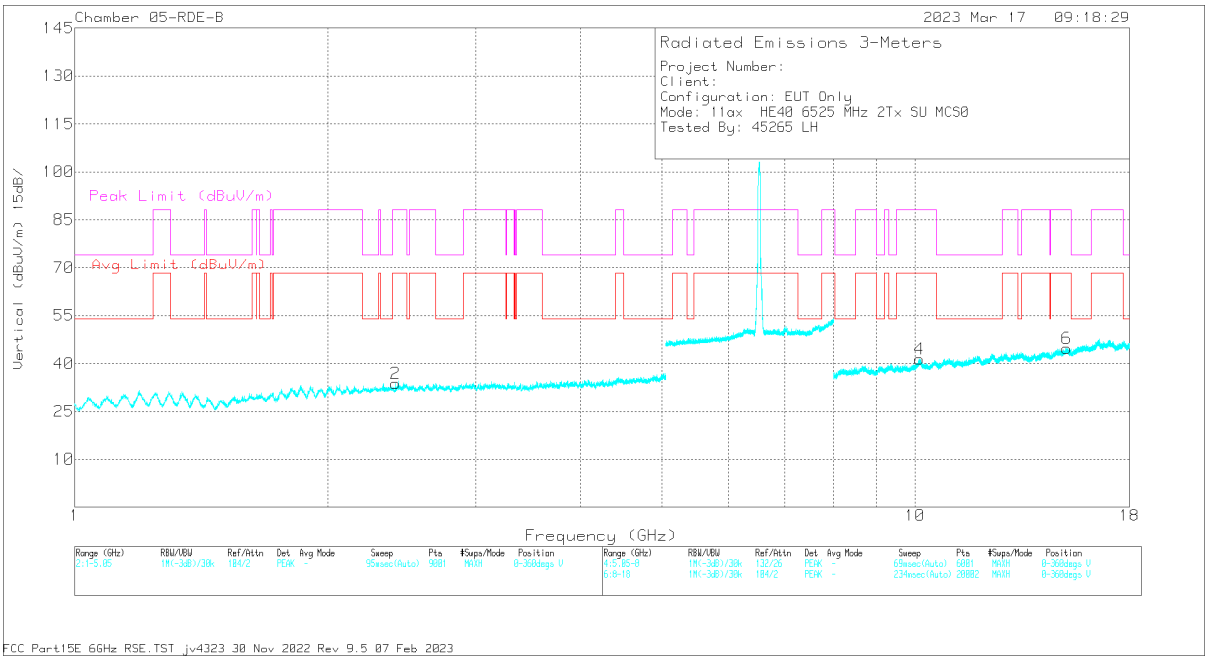

VERTICAL

UL VERIFICATION SERVICES
47173 Benicia Street, Fremont, CA 94538; USA TEL:(510) 319-4000 FAX:(510) 661-0888
This report shall not be reproduced except in full, without the written approval of UL VERIFICATION SERVICES

RADIATED EMISSIONS

Marker	Frequency (GHz)	Meter Reading (dBuV)	Det	Horn Antenna ACF(dB)	Gain/Loss (dB)	Corrected Reading (dBuV/m)	Avg Limit (dBuV/m)	Margin (dB)	Peak Limit (dBuV/m)	PK Margin (dB)	Azimuth (Degs)	Height (cm)	Polarity
1	2.409567	59.67	PK-U	32.2	-49.15	42.72	-	-	88.2	-45.48	0	198	H
	2.407716	47.57	ADR	32.2	-49.14	30.63	68.2	-37.57	-	-	0	198	H
2	2.40897	59.66	PK-U	32.2	-49.18	42.68	-	-	88.2	-45.52	0	101	V
	2.412108	47.8	ADR	32.2	-49.11	30.89	68.2	-37.31	-	-	0	101	V
3	10.120151	56.84	PK-U	37.6	-44.24	50.2	-	-	88.2	-38	0	101	H
	10.123285	45.69	ADR	37.6	-44.16	39.13	68.2	-29.07	-	-	0	101	H
4	10.130521	57.22	PK-U	37.6	-44.17	50.65	-	-	88.2	-37.55	0	101	V
	10.131913	45.61	ADR	37.6	-44.19	39.02	68.2	-29.18	-	-	0	101	V
5	15.160972	57.35	PK-U	40.3	-43.33	54.32	-	-	88.2	-33.88	0	101	H
	15.159918	45.55	ADR	40.3	-43.35	42.50	68.2	-25.70	-	-	0	101	H
6	15.16132	56.94	PK-U	40.3	-43.33	53.91	-	-	88.2	-34.29	0	200	V
	15.161969	45.59	ADR	40.3	-43.34	42.55	68.2	-25.65	-	-	0	200	V

* - indicates frequency in CFR47 Pt 15 / IC RSS-Restricted Band
PK-U - U-NII: Maximum Peak
ADR - U-NII AD primary method, RMS average

UL VERIFICATION SERVICES
47173 Benicia Street, Fremont, CA 94538; USA TEL:(510) 319-4000 FAX:(510) 661-0888
This report shall not be reproduced except in full, without the written approval of UL VERIFICATION SERVICES

1.1.6. TX ABOVE 1 GHz 802.11ax HE80 MODE IN THE UNII-6 BAND

2TX Antenna 6 + Antenna 5 OFDMA MODE: 26-Tone, RU Index 0

HARMONICS AND SPURIOUS EMISSIONS

MID CHANNEL

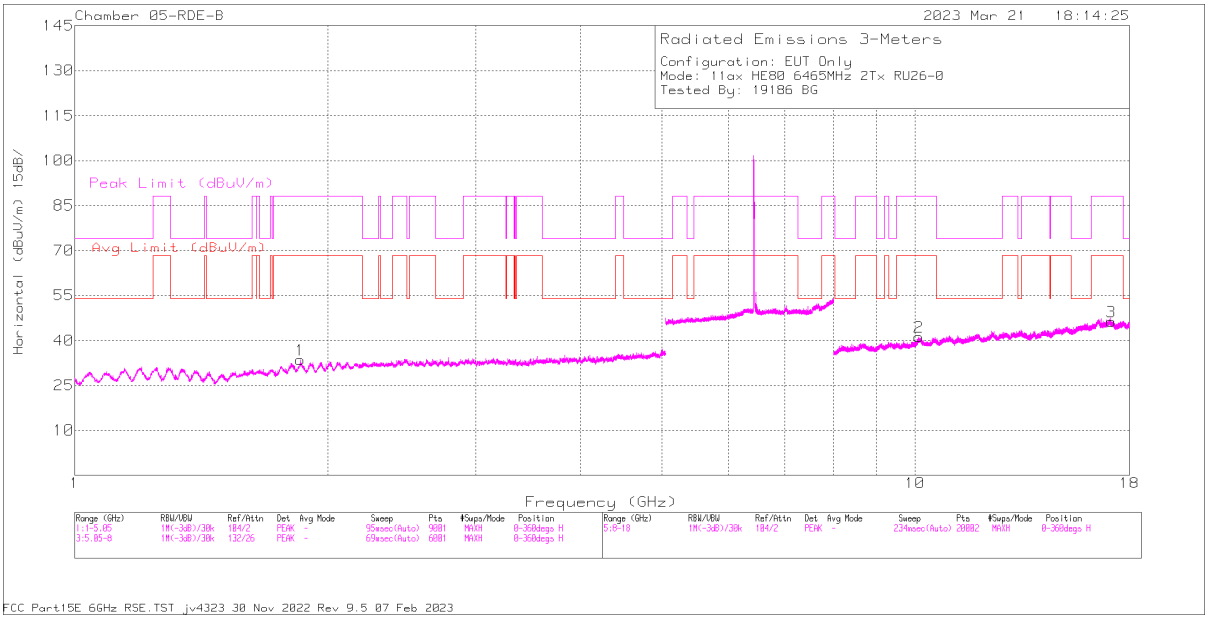

HORIZONTAL

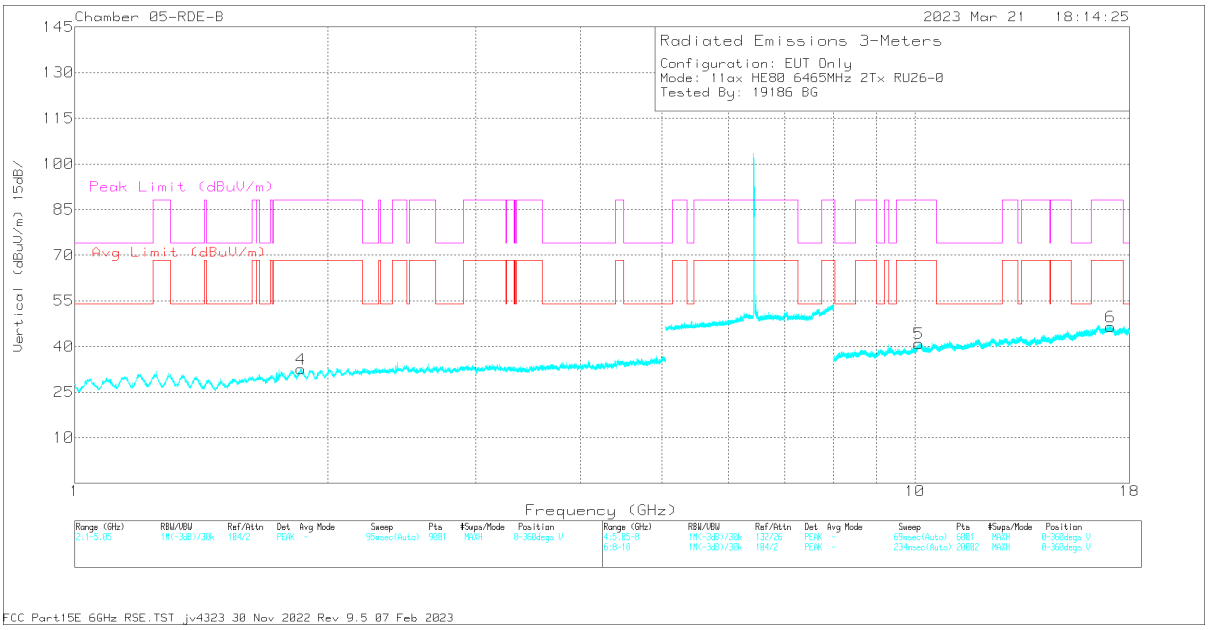

VERTICAL

UL VERIFICATION SERVICES
47173 Benicia Street, Fremont, CA 94538; USA TEL:(510) 319-4000 FAX:(510) 661-0888
This report shall not be reproduced except in full, without the written approval of UL VERIFICATION SERVICES

RADIATED EMISSIONS

Marker	Frequency (GHz)	Meter Reading (dBuV)	Det	Horn Antenna ACF(dB)	Gain/Loss (dB)	Corrected Reading (dBuV/m)	Avg Limit (dBuV/m)	Margin (dB)	Peak Limit (dBuV/m)	PK Margin (dB)	Azimuth (Degs)	Height (cm)	Polarity
1	1.853767	59.95	PK-U	30.8	-48.29	42.46	-	-	88.2	-45.74	0	101	H
	1.85633	48.54	ADR	30.8	-48.34	31	68.2	-37.2	-	-	0	101	H
2	10.10879	57.16	PK-U	37.6	-44.22	50.54	-	-	88.2	-37.66	0	200	H
	10.108183	45.55	ADR	37.6	-44.22	38.93	68.2	-29.27	-	-	0	200	H
3	17.132611	56.85	PK-U	41.7	-43.3	55.25	-	-	88.2	-32.95	0	101	H
	17.132847	45.49	ADR	41.7	-43.29	43.9	68.2	-24.3	-	-	0	101	H
4	1.859053	59.99	PK-U	30.8	-48.36	42.43	-	-	88.2	-45.77	0	101	V
	1.857426	48.61	ADR	30.8	-48.37	31.04	68.2	-37.16	-	-	0	101	V
5	10.10702	56.94	PK-U	37.6	-44.22	50.32	-	-	88.2	-37.88	0	200	V
	10.106626	45.45	ADR	37.6	-44.21	38.84	68.2	-29.36	-	-	0	200	V
6	17.087564	56.83	PK-U	41.8	-43.3	55.33	-	-	88.2	-32.87	0	200	V
	17.085739	45.13	ADR	41.8	-43.3	43.63	68.2	-24.57	-	-	0	200	V

PK-U – U-NII: Maximum Peak
ADR – U-NII AD primary method, RMS average

UL VERIFICATION SERVICES
47173 Benicia Street, Fremont, CA 94538; USA TEL:(510) 319-4000 FAX:(510) 661-0888
This report shall not be reproduced except in full, without the written approval of UL VERIFICATION SERVICES

2TX Antenna 6 + Antenna 5 OFDMA MODE: SU, Single User

HARMONICS AND SPURIOUS EMISSIONS

MID CHANNEL

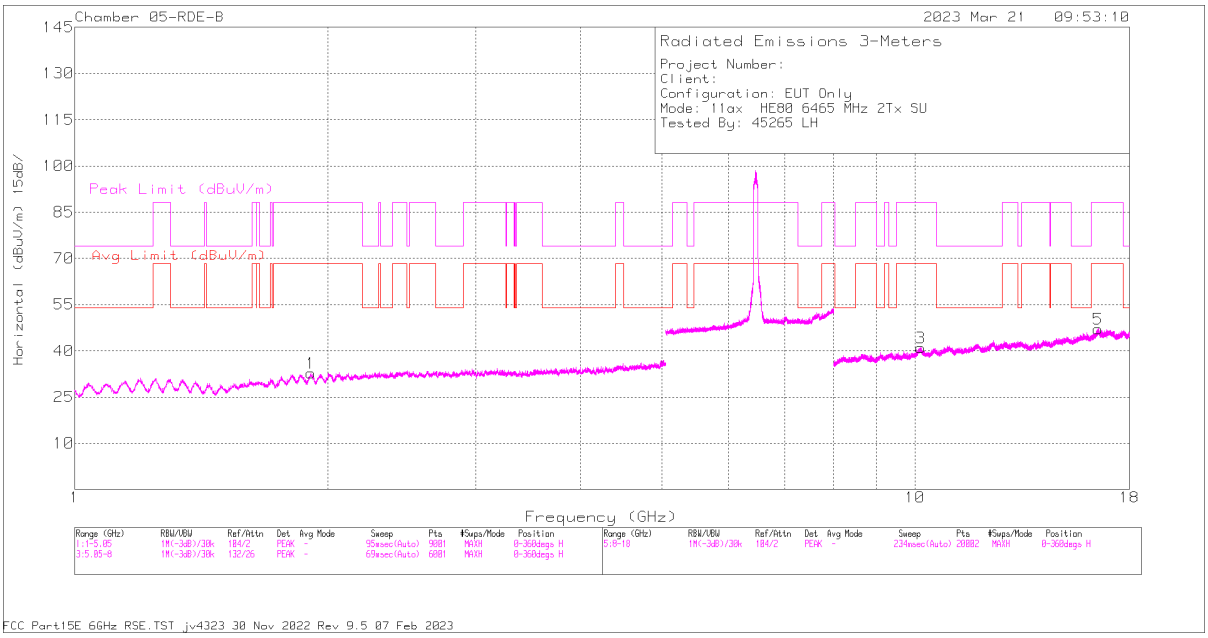

HORIZONTAL

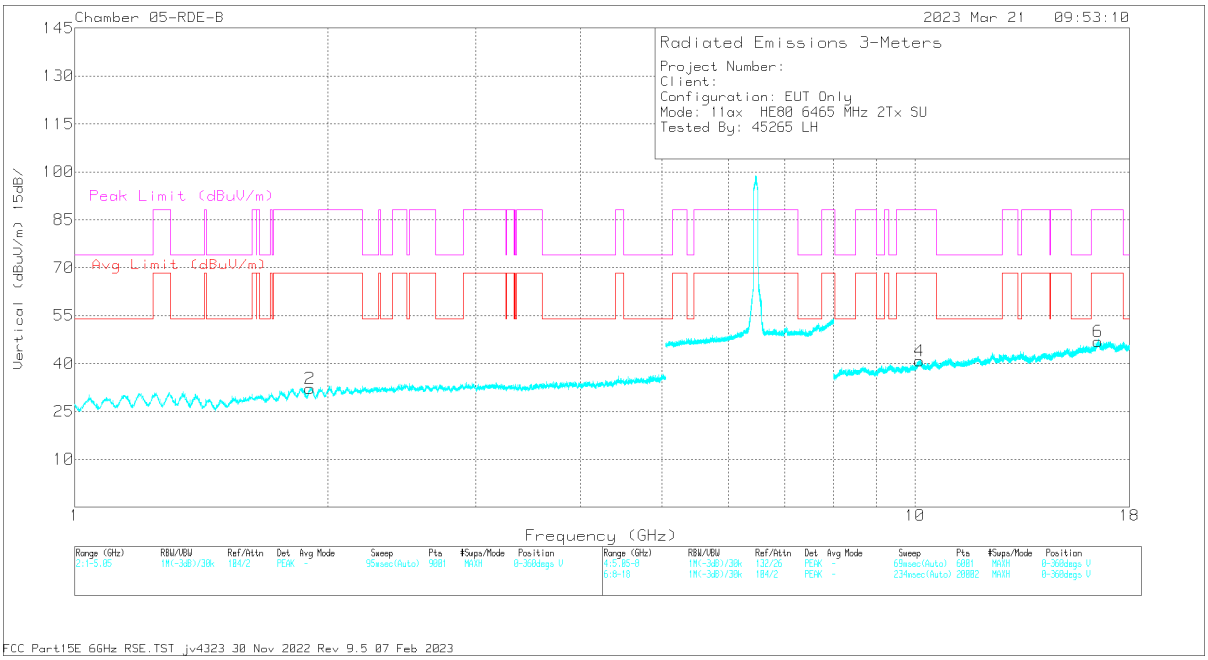

VERTICAL

UL VERIFICATION SERVICES
47173 Benicia Street, Fremont, CA 94538; USA TEL:(510) 319-4000 FAX:(510) 661-0888
This report shall not be reproduced except in full, without the written approval of UL VERIFICATION SERVICES

RADIATED EMISSIONS

Marker	Frequency (GHz)	Meter Reading (dBuV)	Det	Horn Antenna ACF(dB)	Gain/Loss (dB)	Corrected Reading (dBuV/m)	Avg Limit (dBuV/m)	Margin (dB)	Peak Limit (dBuV/m)	PK Margin (dB)	Azimuth (Degs)	Height (cm)	Polarity
1	1.91279	59.56	PK-U	31.2	-48.34	42.42	-	-	88.2	-45.78	0	101	H
	1.910449	48.06	ADR	31.2	-48.24	31.02	68.2	-37.18	-	-	0	101	H
2	1.907069	59.49	PK-U	31.2	-48.24	42.45	-	-	88.2	-45.75	0	101	V
	1.906609	48.03	ADR	31.2	-48.25	30.98	68.2	-37.22	-	-	0	101	V
3	10.157505	56.56	PK-U	37.7	-44.09	50.17	-	-	88.2	-38.03	0	200	H
	10.156005	45.3	ADR	37.6	-44.13	38.77	68.2	-29.43	-	-	0	200	H
4	10.126426	56.94	PK-U	37.6	-44.13	50.41	-	-	88.2	-37.79	0	101	V
	10.127589	45.47	ADR	37.6	-44.16	38.91	68.2	-29.29	-	-	0	101	V
5	16.526018	56.17	PK-U	42	-42.13	56.04	-	-	88.2	-32.16	0	101	H
	16.525419	44.53	ADR	42	-42.13	44.40	68.2	-23.80	-	-	0	101	H
6	16.512445	56.57	PK-U	41.9	-42.09	56.38	-	-	88.2	-31.82	0	101	V
	16.513426	44.84	ADR	41.9	-42.09	44.65	68.2	-23.55	-	-	0	101	V

* - indicates frequency in CFR47 Pt 15 / IC RSS-Restricted Band
PK-U – U-NII: Maximum Peak
ADR – U-NII AD primary method, RMS average

UL VERIFICATION SERVICES
47173 Benicia Street, Fremont, CA 94538; USA TEL:(510) 319-4000 FAX:(510) 661-0888
This report shall not be reproduced except in full, without the written approval of UL VERIFICATION SERVICES

1.1.7. TX ABOVE 1 GHz 802.11ax HE160 MODE IN THE UNII-6 BAND

2TX Antenna 6 + Antenna 5 OFDMA MODE: 26-Tone, RU Index 0

HARMONICS AND SPURIOUS EMISSIONS

STRADDLE CHANNEL

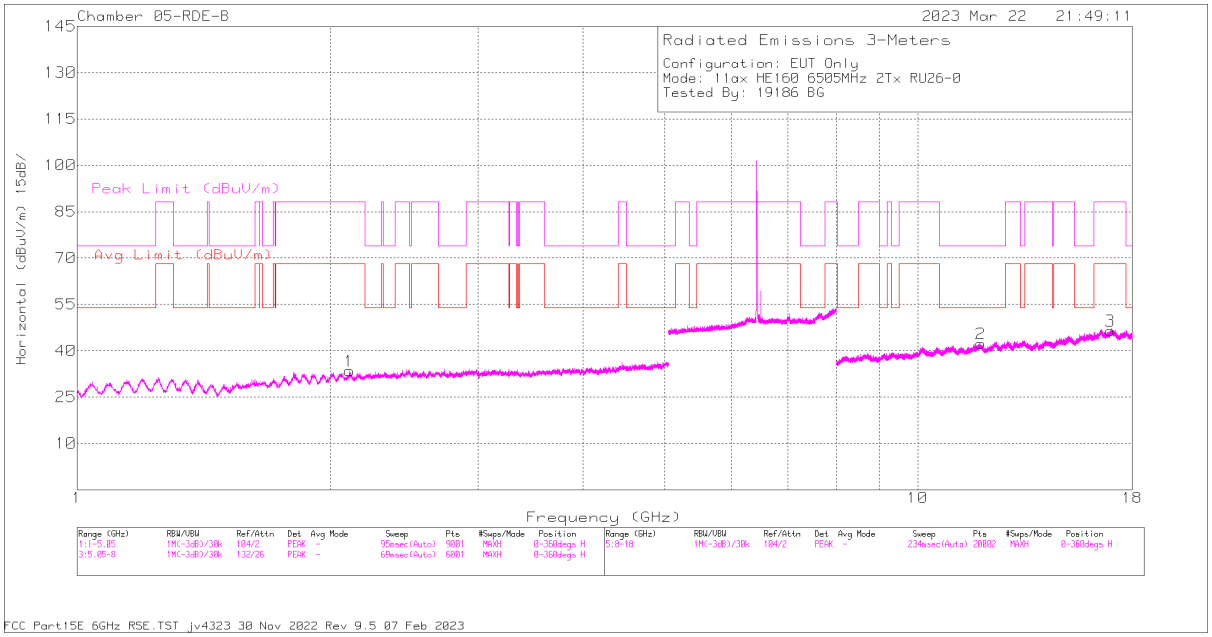

HORIZONTAL

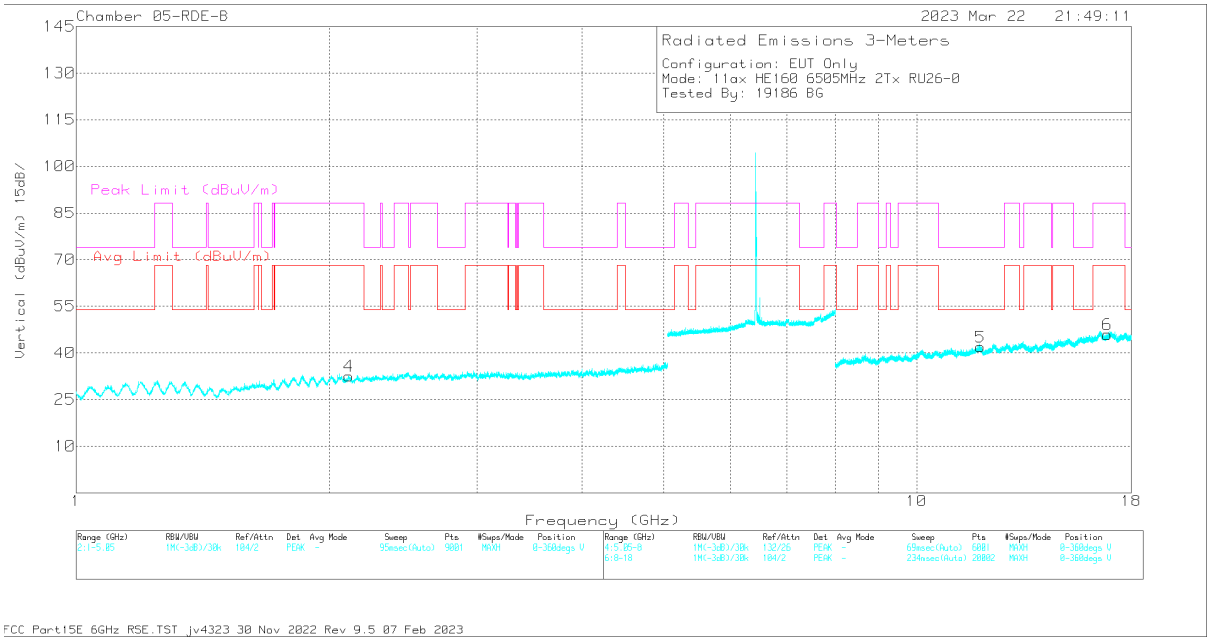

VERTICAL

UL VERIFICATION SERVICES
47173 Benicia Street, Fremont, CA 94538; USA TEL:(510) 319-4000 FAX:(510) 661-0888
This report shall not be reproduced except in full, without the written approval of UL VERIFICATION SERVICES

RADIATED EMISSIONS

Marker	Frequency (GHz)	Meter Reading (dBuV)	Det	Horn Antenna ACF(dB)	Gain/Loss (dB)	Corrected Reading (dBuV/m)	Avg Limit (dBuV/m)	Margin (dB)	Peak Limit (dBuV/m)	PK Margin (dB)	Azimuth (Degs)	Height (cm)	Polarity
1	2.108922	59.67	PK-U	31.6	-48.71	42.56	-	-	88.2	-45.64	360	101	H
	2.109163	48.43	ADR	31.6	-48.71	31.32	68.2	-36.88	-	-	360	101	H
2	*11.87801	55.16	PK-U	38.9	-42.41	51.65	-	-	74	-22.35	360	101	H
	*11.877627	43.33	ADR	38.9	-42.41	39.82	54	-14.18	-	-	360	101	H
3	16.940433	56.72	PK-U	42.2	-42.71	56.21	-	-	88.2	-31.99	360	200	H
	16.942094	45.46	ADR	42.1	-42.73	44.83	68.2	-23.37	-	-	360	200	H
4	2.10869	59.55	PK-U	31.6	-48.7	42.45	-	-	88.2	-45.75	360	101	V
	2.112146	48.27	ADR	31.6	-48.75	31.12	68.2	-37.08	-	-	360	101	V
5	*11.90533	54.95	PK-U	38.9	-42.5	51.35	-	-	74	-22.65	360	101	V
	*11.907039	43.5	ADR	38.9	-42.52	39.88	54	-14.12	-	-	360	101	V
6	16.864133	56.64	PK-U	42.2	-42.72	56.12	-	-	88.2	-32.08	360	101	V
	16.867325	45.14	ADR	42.2	-42.72	44.62	68.2	-23.58	-	-	360	101	V

* - indicates frequency in CFR47 Pt 15 / IC RSS-Restricted Band
PK-U - U-NII: Maximum Peak
ADR - U-NII AD primary method, RMS average

UL VERIFICATION SERVICES
47173 Benicia Street, Fremont, CA 94538; USA TEL:(510) 319-4000 FAX:(510) 661-0888
This report shall not be reproduced except in full, without the written approval of UL VERIFICATION SERVICES

2TX Antenna 6 + Antenna 5 OFDMA MODE: SU, Single User

HARMONICS AND SPURIOUS EMISSIONS

STRADDLE CHANNEL

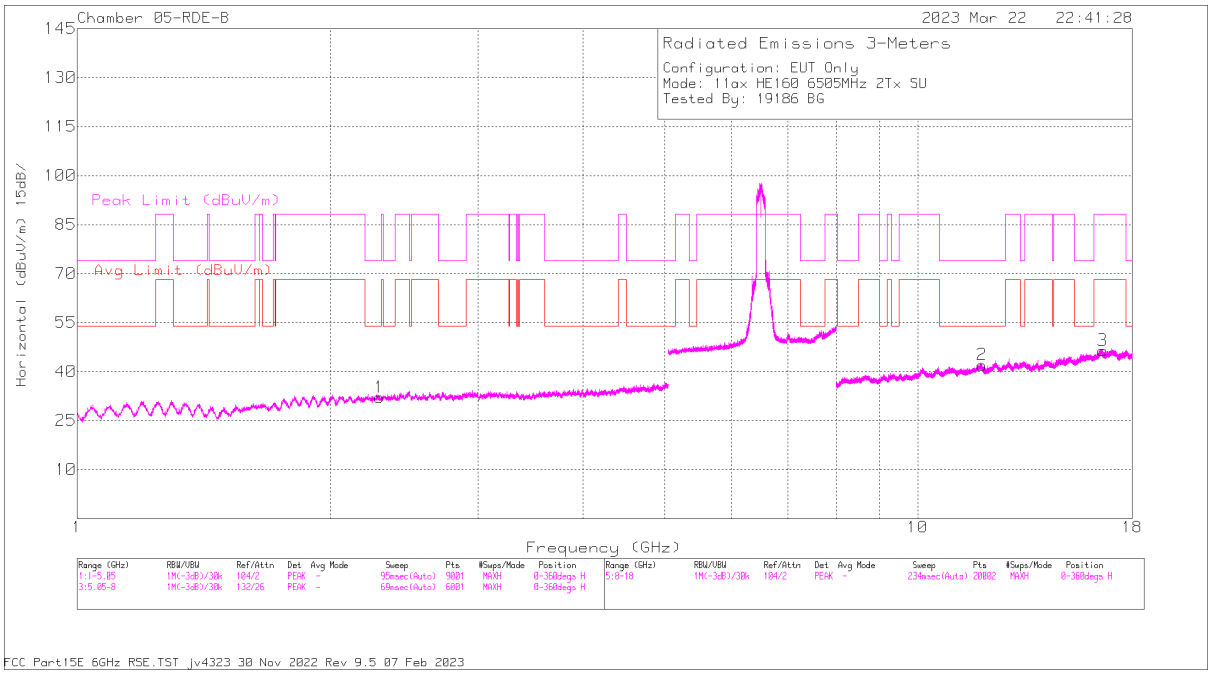

HORIZONTAL

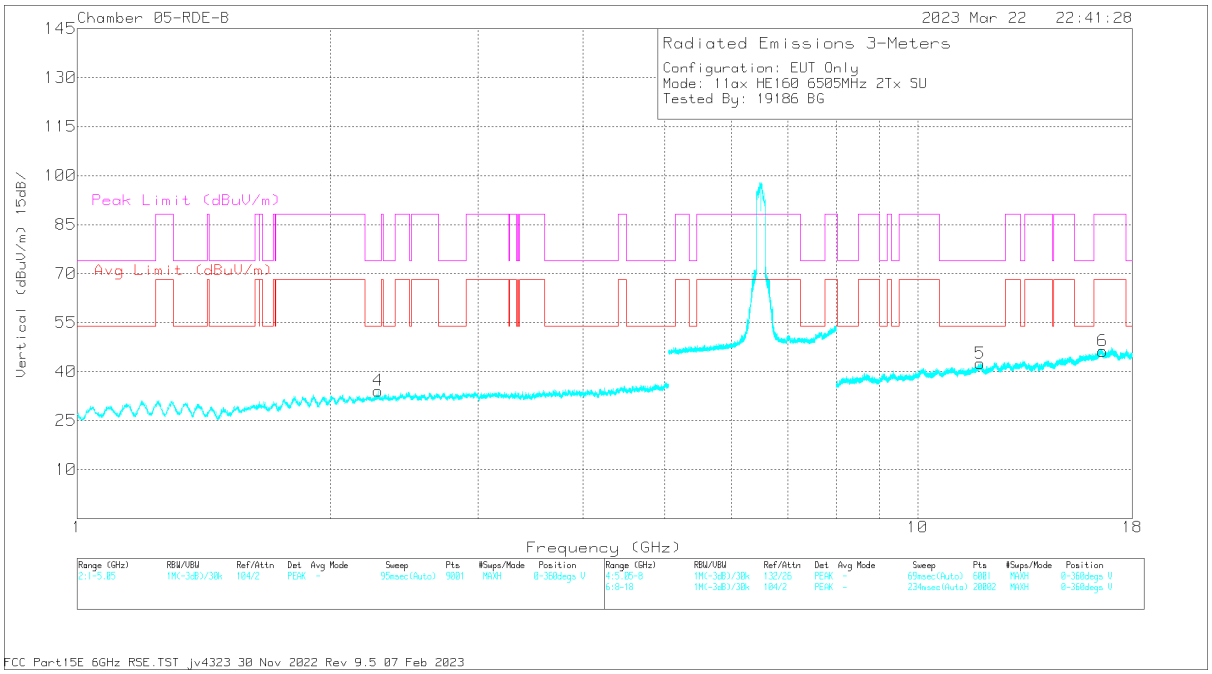

VERTICAL

UL VERIFICATION SERVICES
47173 Benicia Street, Fremont, CA 94538; USA TEL:(510) 319-4000 FAX:(510) 661-0888
This report shall not be reproduced except in full, without the written approval of UL VERIFICATION SERVICES

RADIATED EMISSIONS

Marker	Frequency (GHz)	Meter Reading (dBuV)	Det	Horn Antenna ACF(dB)	DCCF (dB)	Gain/Loss (dB)	Corrected Reading (dBuV/m)	Avg Limit (dBuV/m)	Margin (dB)	Peak Limit (dBuV/m)	PK Margin (dB)	Azimuth (Degs)	Height (cm)	Polarity
1	*2.288786	59.55	PK-U	32	0	-49.06	42.49	-	-	74	-31.51	0	198	H
	*2.28891	47.9	ADR	32	0.1	-49.06	30.94	54	-23.06	-	-	0	198	H
2	*11.931372	55.12	PK-U	39	0	-42.56	51.56	-	-	74	-22.44	0	199	H
	*11.933528	43.28	ADR	39	0.1	-42.56	39.82	54	-14.18	-	-	0	198	H
3	16.5947	56.43	PK-U	42.1	0	-42.64	55.89	-	-	88.2	-32.31	0	101	H
	16.5951	44.48	ADR	42.1	0.1	-42.64	44.04	68.2	-24.16	-	-	0	101	H
4	*2.282172	59.67	PK-U	32	0	-49.11	42.56	-	-	74	-31.44	0	101	V
	*2.28051	48.19	ADR	32	0.1	-49.08	31.21	54	-22.79	-	-	0	101	V
5	*11.873389	55.08	PK-U	38.9	0	-42.42	51.56	-	-	74	-22.44	0	101	V
	*11.872764	43.39	ADR	38.9	0.1	-42.43	39.96	54	-14.04	-	-	0	101	V
6	16.5917	55.82	PK-U	42.1	0	-42.63	55.29	-	-	88.2	-32.91	0	101	V
	16.5929	44.53	ADR	42.1	0.1	-42.61	44.12	68.2	-24.08	-	-	0	101	V

* - indicates frequency in CFR47 Pt 15 / IC RSS-Restricted Band
PK-U - U-NII: Maximum Peak
ADR - U-NII AD primary method, RMS average

UL VERIFICATION SERVICES
47173 Benicia Street, Fremont, CA 94538; USA TEL:(510) 319-4000 FAX:(510) 661-0888
This report shall not be reproduced except in full, without the written approval of UL VERIFICATION SERVICES

1.1.8. TX ABOVE 1 GHz 802.11ax HE20 MODE IN THE UNII-7 BAND

2TX Antenna 6 + Antenna 5 OFDMA MODE: 26-Tone, RU Index 0

HARMONICS AND SPURIOUS EMISSIONS

LOW CHANNEL

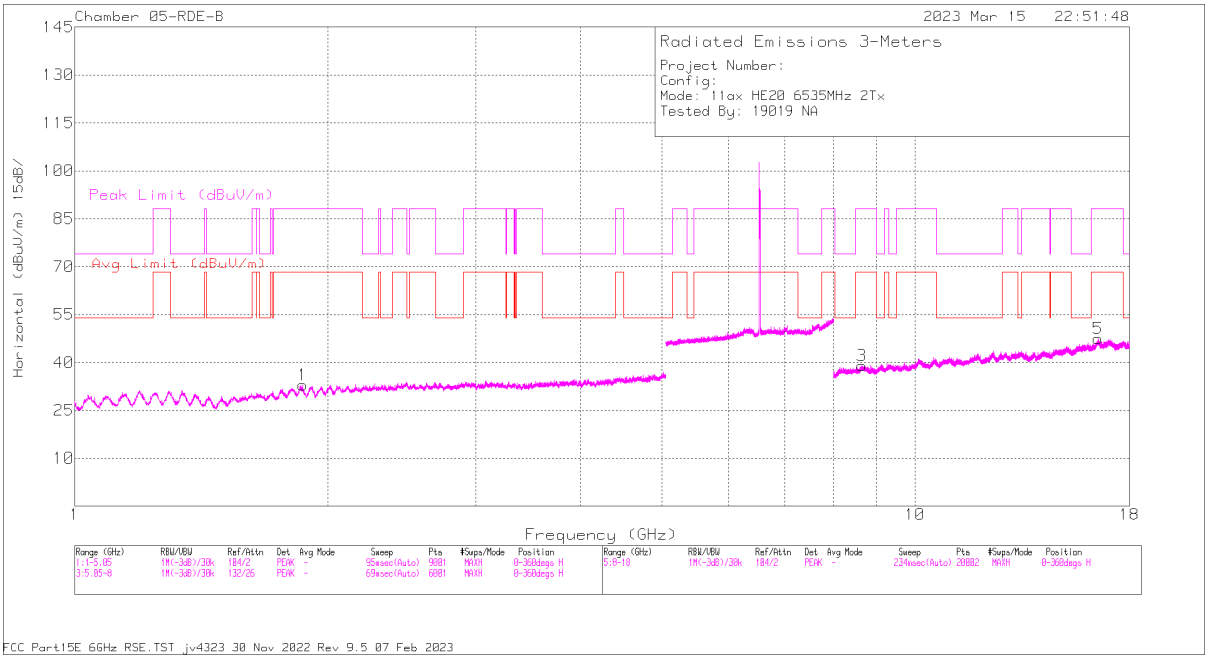

HORIZONTAL

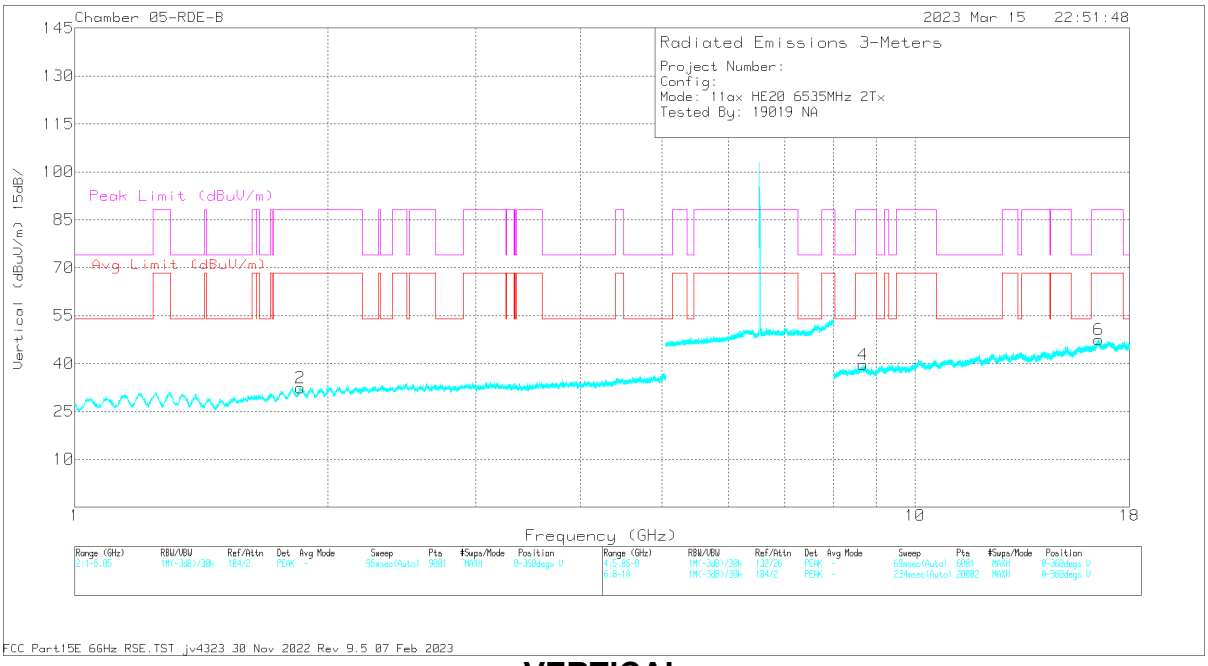

VERTICAL

UL VERIFICATION SERVICES
47173 Benicia Street, Fremont, CA 94538; USA TEL:(510) 319-4000 FAX:(510) 661-0888
This report shall not be reproduced except in full, without the written approval of UL VERIFICATION SERVICES

RADIATED EMISSIONS

Marker	Frequency (GHz)	Meter Reading (dBuV)	Det	Horn Antenna ACF(dB)	Gain/Loss (dB)	Corrected Reading (dBuV/m)	Avg Limit (dBuV/m)	Margin (dB)	Peak Limit (dBuV/m)	Margin (dB)	Azimuth (Degs)	Height (cm)	Polarity
1	1.869344	59.25	PK-U	30.8	-48.25	41.8	68.2	-26.4	88.2	-46.4	244	150	H
2	1.856527	60.04	PK-U	30.8	-48.35	42.49	68.2	-25.71	88.2	-45.71	340	127	V
3	8.649039	56.39	PK-U	36.5	-43.98	48.91	68.2	-19.29	88.2	-39.29	315	154	H
4	8.66841	55.9	PK-U	36.5	-43.94	48.46	68.2	-19.74	88.2	-39.74	289	182	V
5	16.52398	56.4	PK-U	41.9	-42.14	56.16	68.2	-12.04	88.2	-32.04	358	163	H
6	16.548401	57.02	PK-U	42	-42.34	56.68	68.2	-11.52	88.2	-31.52	234	134	V

* - indicates frequency in CFR47 Pt 15 / IC RSS-Restricted Band
PK-U - U-NII: Maximum Peak
ADR - U-NII AD primary method, RMS average

UL VERIFICATION SERVICES
47173 Benicia Street, Fremont, CA 94538; USA TEL:(510) 319-4000 FAX:(510) 661-0888
This report shall not be reproduced except in full, without the written approval of UL VERIFICATION SERVICES

MID CHANNEL

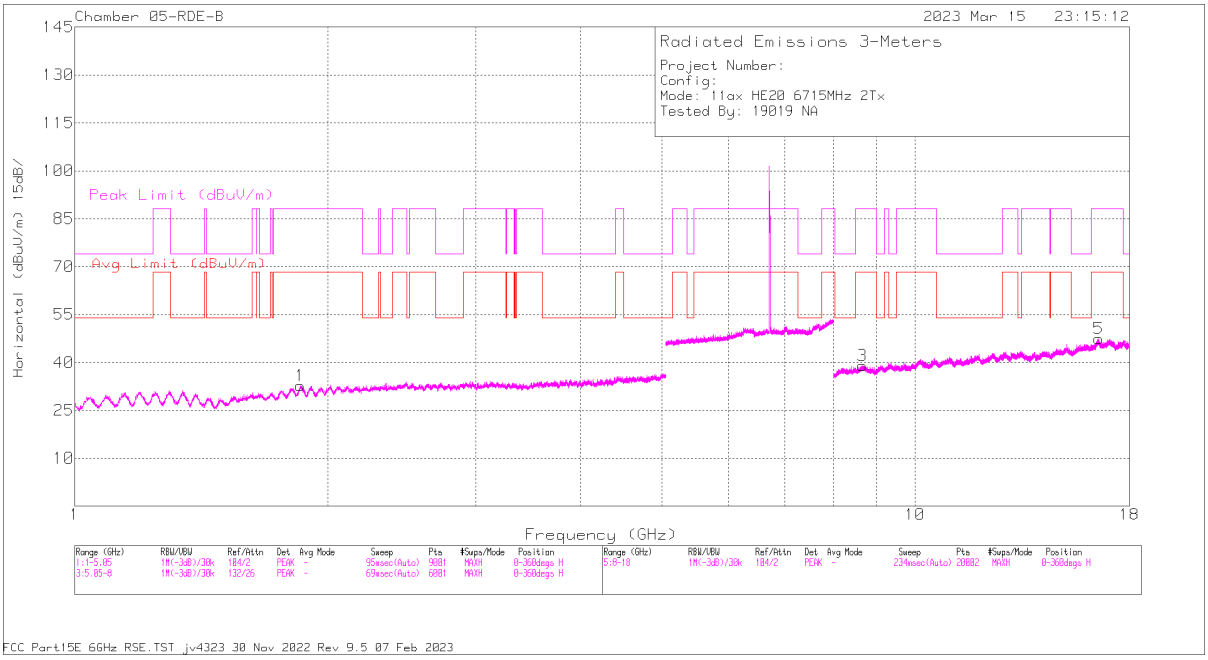

HORIZONTAL

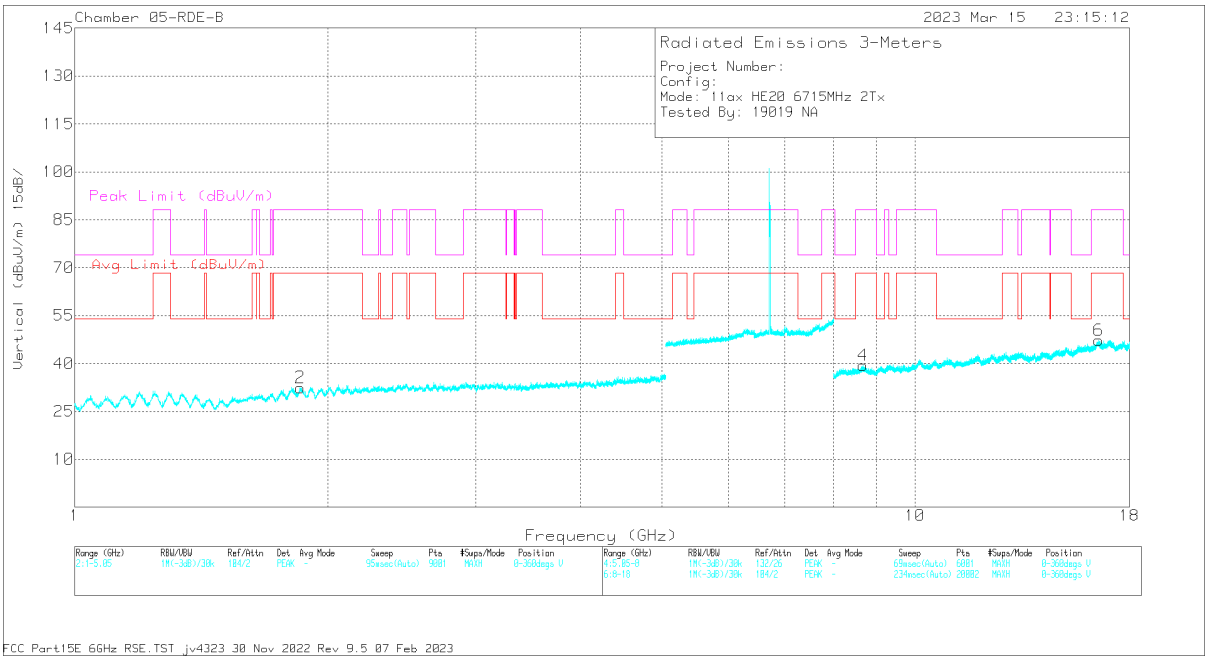

VERTICAL

UL VERIFICATION SERVICES
47173 Benicia Street, Fremont, CA 94538; USA TEL:(510) 319-4000 FAX:(510) 661-0888
This report shall not be reproduced except in full, without the written approval of UL VERIFICATION SERVICES

RADIATED EMISSIONS

Marker	Frequency (GHz)	Meter Reading (dBuV)	Det	Horn Antenna ACF(dB)	Gain/Loss (dB)	Corrected Reading (dBuV/m)	Avg Limit (dBuV/m)	Margin (dB)	Peak Limit (dBuV/m)	Margin (dB)	Azimuth (Degs)	Height (cm)	Polarity
1	1.856559	60.05	PK-U	30.8	-48.35	42.5	68.2	-25.7	88.2	-45.7	119	210	H
2	1.857311	60.09	PK-U	30.8	-48.37	42.52	68.2	-25.68	88.2	-45.68	60	148	V
3	8.663915	56.36	PK-U	36.5	-43.94	48.92	68.2	-19.28	88.2	-39.28	142	104	H
4	8.684018	55.63	PK-U	36.5	-43.99	48.14	68.2	-20.06	88.2	-40.06	288	222	V
6	16.540086	56.51	PK-U	42	-42.25	56.26	68.2	-11.94	88.2	-31.94	323	190	V
5	16.546488	56.14	PK-U	42	-42.31	55.83	68.2	-12.37	88.2	-32.37	192	138	H

* - indicates frequency in CFR47 Pt 15 / IC RSS-Restricted Band
PK-U - U-NII: Maximum Peak
ADR - U-NII AD primary method, RMS average

UL VERIFICATION SERVICES
47173 Benicia Street, Fremont, CA 94538; USA TEL:(510) 319-4000 FAX:(510) 661-0888
This report shall not be reproduced except in full, without the written approval of UL VERIFICATION SERVICES

STRADDLE CHANNEL

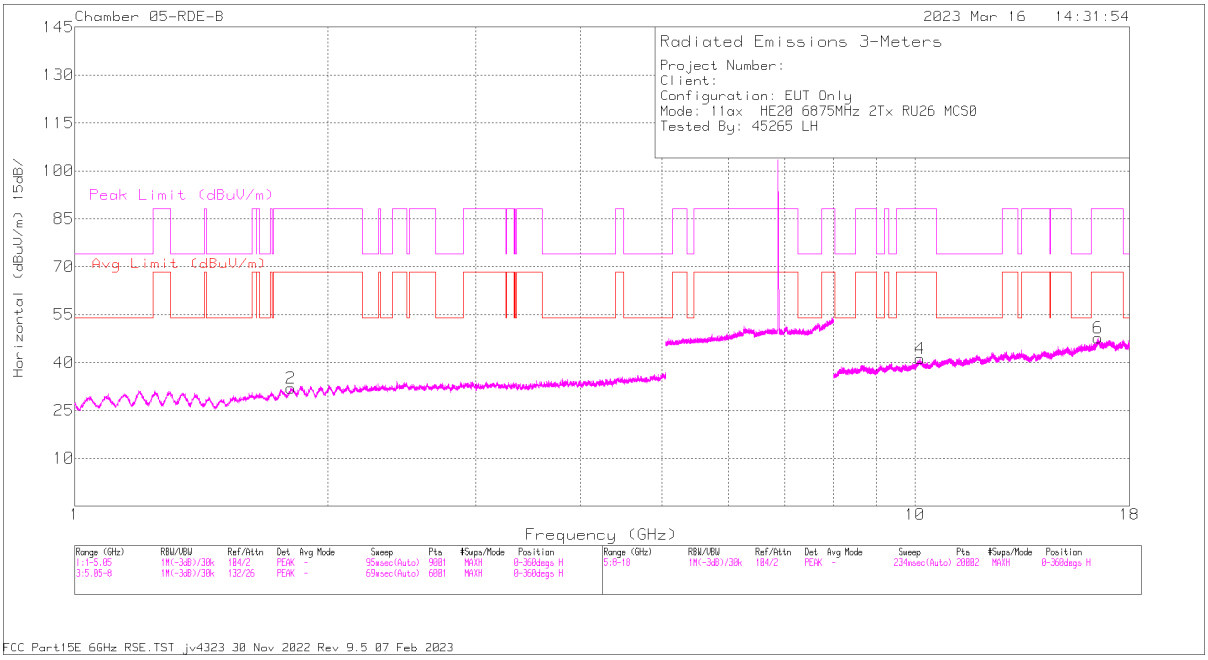

HORIZONTAL

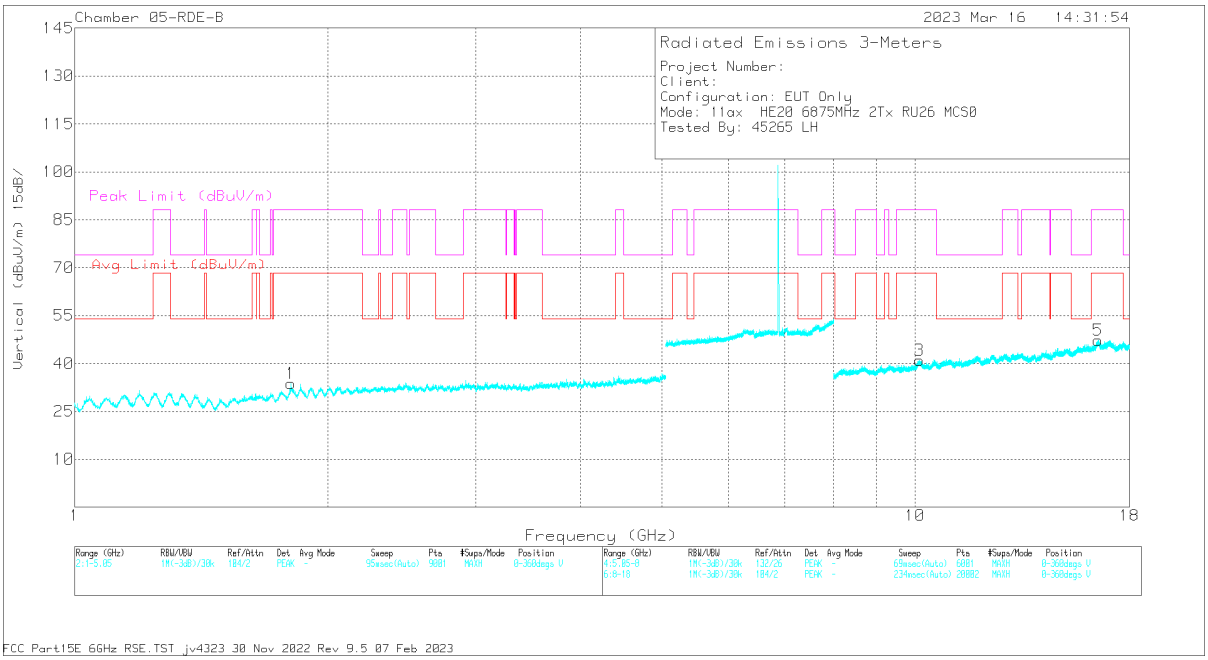

VERTICAL

UL VERIFICATION SERVICES
47173 Benicia Street, Fremont, CA 94538; USA TEL:(510) 319-4000 FAX:(510) 661-0888
This report shall not be reproduced except in full, without the written approval of UL VERIFICATION SERVICES

RADIATED EMISSIONS

Marker	Frequency (GHz)	Meter Reading (dBuV)	Det	Horn Antenna ACF(dB)	Gain/Loss (dB)	Corrected Reading (dBuV/m)	Avg Limit (dBuV/m)	Margin (dB)	Peak Limit (dBuV/m)	PK Margin (dB)	Azimuth (Degs)	Height (cm)	Polarity
1	1.808688	60.62	PK-U	30.4	-48.55	42.47	-	-	88.2	-45.73	360	200	V
	1.810265	48.65	ADR	30.5	-48.56	30.59	68.2	-37.61	-	-	360	200	V
2	1.807819	60.99	PK-U	30.4	-48.56	42.83	-	-	88.2	-45.37	360	101	H
	1.808212	48.66	ADR	30.4	-48.56	30.5	68.2	-37.7	-	-	360	101	H
3	10.124265	56.96	PK-U	37.6	-44.14	50.42	-	-	88.2	-37.78	360	101	V
	10.125693	45.57	ADR	37.6	-44.12	39.05	68.2	-29.15	-	-	360	101	V
4	10.136653	57.01	PK-U	37.7	-44.29	50.42	-	-	88.2	-37.78	360	200	H
	10.137498	45.55	ADR	37.7	-44.29	38.96	68.2	-29.24	-	-	360	200	H
6	16.523641	56.06	PK-U	41.9	-42.13	55.83	-	-	88.2	-32.37	360	200	H
	16.524752	44.84	ADR	42	-42.13	44.71	68.2	-23.49	-	-	360	200	H
5	16.526685	56.51	PK-U	42	-42.14	56.37	-	-	88.2	-31.83	360	200	V
	16.524833	44.89	ADR	42	-42.13	44.76	68.2	-23.44	-	-	360	200	V

* - indicates frequency in CFR47 Pt 15 / IC RSS-Restricted Band
PK-U - U-NII: Maximum Peak
ADR - U-NII AD primary method, RMS average

UL VERIFICATION SERVICES
47173 Benicia Street, Fremont, CA 94538; USA TEL:(510) 319-4000 FAX:(510) 661-0888
This report shall not be reproduced except in full, without the written approval of UL VERIFICATION SERVICES

2TX Antenna 6 + Antenna 5 OFDMA MODE: SU, Single User

HARMONICS AND SPURIOUS EMISSIONS

LOW CHANNEL

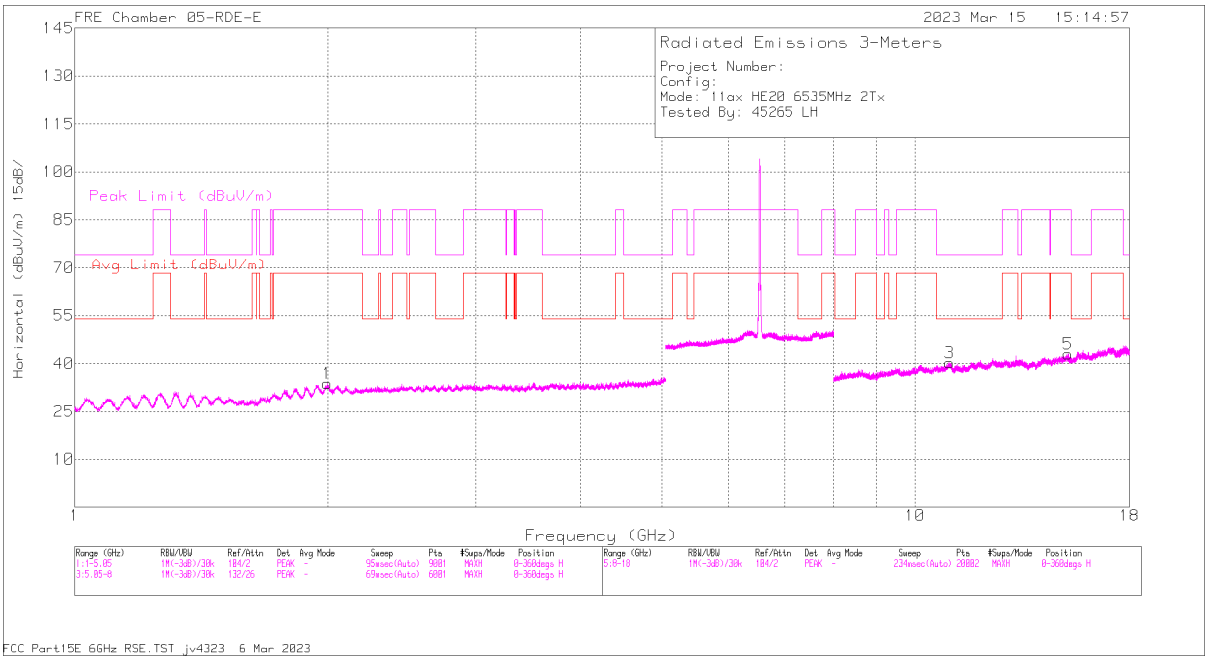

HORIZONTAL

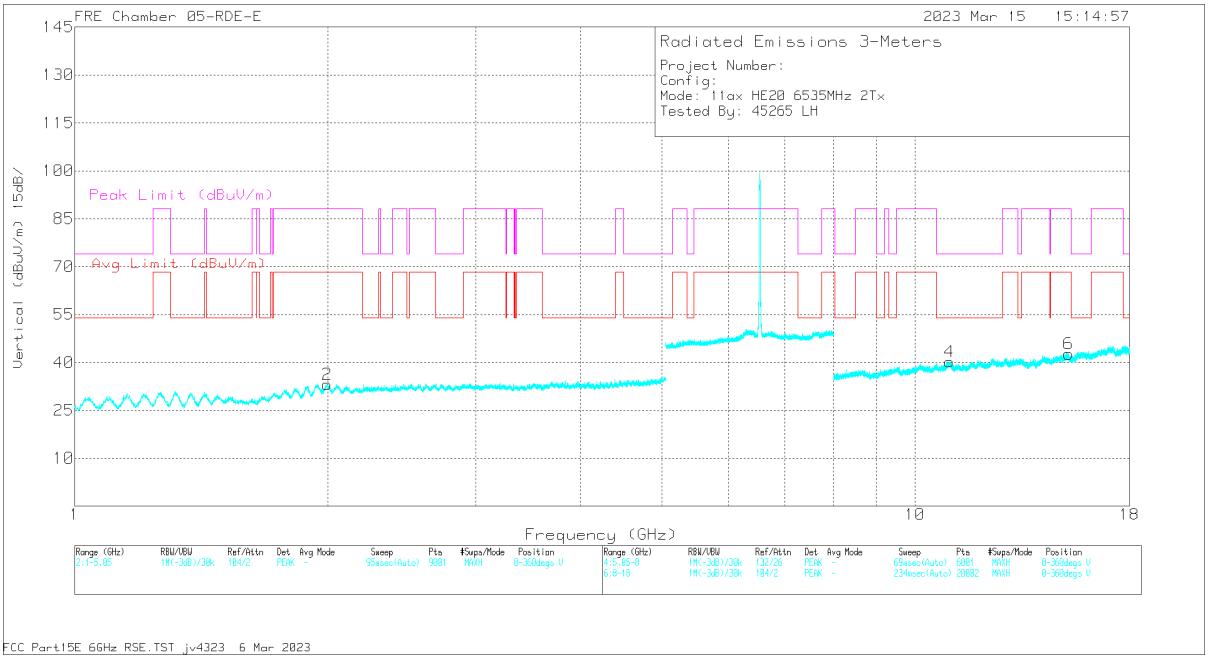

VERTICAL

UL VERIFICATION SERVICES
47173 Benicia Street, Fremont, CA 94538; USA TEL:(510) 319-4000 FAX:(510) 661-0888
This report shall not be reproduced except in full, without the written approval of UL VERIFICATION SERVICES

RADIATED EMISSIONS

Marker	Frequency (GHz)	Meter Reading (dBuV)	Det	226671 ACF (dB) 3mH	Gain/Loss (dB)	Corrected Reading (dBuV/m)	Avg Limit (dBuV/m)	Margin (dB)	Peak Limit (dBuV/m)	PK Margin (dB)	Azimuth (Degs)	Height (cm)	Polarity
1	1.996914	63.07	PK-U	31.6	-50.45	44.22	-	-	88.2	-43.98	0	101	H
	1.99563	50.66	ADR	31.6	-50.5	31.76	68.2	-36.44	-	-	0	101	H
2	1.99889	62.06	PK-U	31.6	-50.42	43.24	-	-	88.2	-44.96	0	101	V
	1.996176	50.62	ADR	31.6	-50.49	31.73	68.2	-36.47	-	-	0	101	V
4	10.987879	56.17	PK-U	37.9	-44.13	49.94			74	-24.06	0	200	V
	10.987936	44.39	ADR	37.9	-44.13	38.16	54	-15.84			0	200	V
3	10.999682	56.07	PK-U	37.9	-44.03	49.94			74	-24.06	0	101	H
	10.999636	44.18	ADR	37.9	-44.03	38.05	54	-15.95			0	101	H
5	15.217229	55.57	PK-U	39.9	-42.77	52.7	-	-	88.2	-35.5	0	101	H
	15.220137	43.87	ADR	39.9	-42.73	41.04	68.2	-27.16	-	-	0	101	H
6	15.226169	55.25	PK-U	39.9	-42.74	52.41	-	-	88.2	-35.79	0	101	V
	15.224964	43.92	ADR	39.9	-42.76	41.06	68.2	-27.14	-	-	0	101	V

* - indicates frequency in CFR47 Pt 15 / IC RSS-Restricted Band
PK-U - U-NII: Maximum Peak
ADR - U-NII AD primary method, RMS average

UL VERIFICATION SERVICES
47173 Benicia Street, Fremont, CA 94538; USA TEL:(510) 319-4000 FAX:(510) 661-0888
This report shall not be reproduced except in full, without the written approval of UL VERIFICATION SERVICES

MID CHANNEL

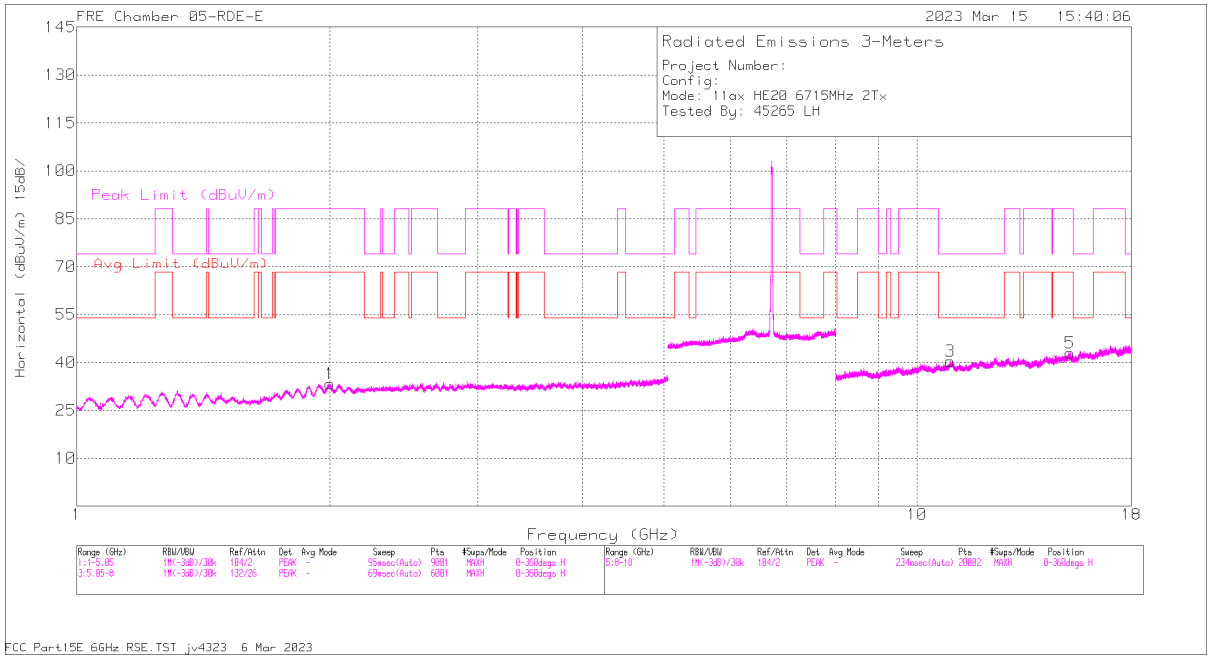

HORIZONTAL

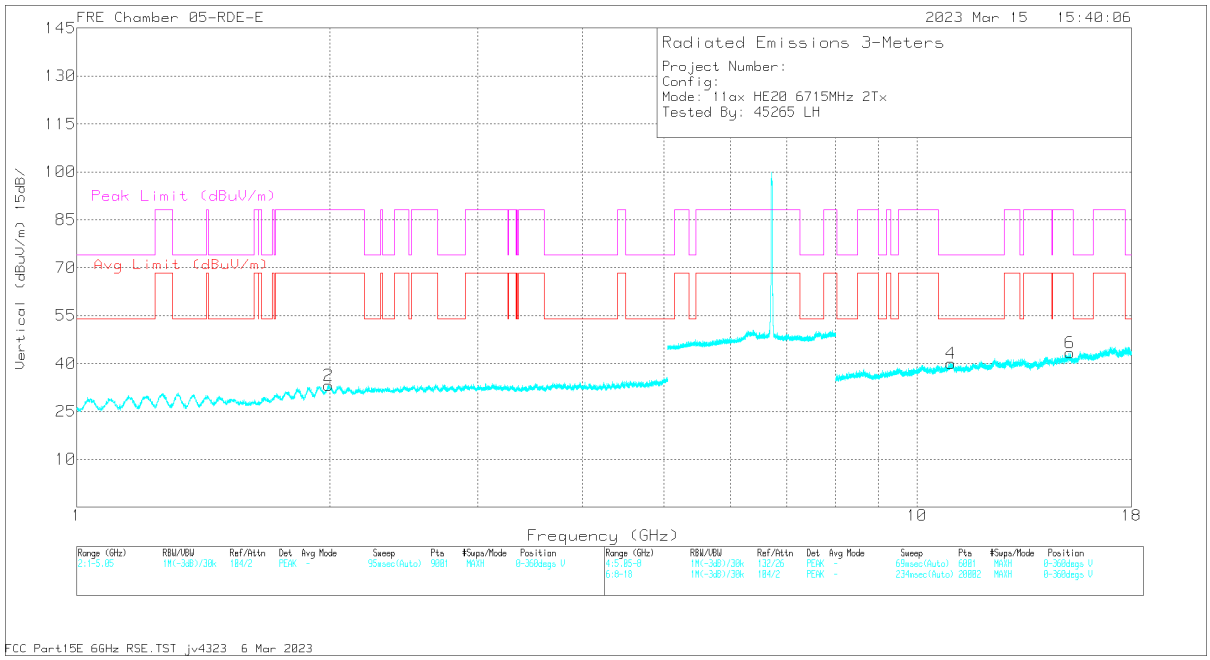

VERTICAL

UL VERIFICATION SERVICES
47173 Benicia Street, Fremont, CA 94538; USA TEL:(510) 319-4000 FAX:(510) 661-0888
This report shall not be reproduced except in full, without the written approval of UL VERIFICATION SERVICES

RADIATED EMISSIONS

Marker	Frequency (GHz)	Meter Reading (dBuV)	Det	226671 ACF (dB) 3mH	Gain/Loss (dB)	Corrected Reading (dBuV/m)	Avg Limit (dBuV/m)	Margin (dB)	Peak Limit (dBuV/m)	PK Margin (dB)	Azimuth (Degs)	Height (cm)	Polarity
1	2.001544	62.02	PK-U	31.6	-50.48	43.14	-	-	88.2	-45.06	0	101	H
	2.000353	50.51	ADR	31.6	-50.46	31.65	68.2	-36.55	-	-	0	101	H
2	1.995313	62.1	PK-U	31.6	-50.51	43.19	-	-	88.2	-45.01	0	101	V
	1.992931	50.47	ADR	31.6	-50.54	31.53	68.2	-36.67	-	-	0	101	V
3	*10.950069	55.92	PK-U	37.9	-44.53	49.29			74	-24.71	0	101	H
	*10.948468	44.46	ADR	37.9	-44.56	37.80	54	-16.20			0	101	H
4	*10.973371	56	PK-U	37.9	-44.15	49.75			74	-24.25	0	200	V
	*10.973865	44.35	ADR	37.9	-44.15	38.10	54	-15.90			0	200	V
5	15.221074	55.65	PK-U	39.9	-42.71	52.84	-	-	88.2	-35.36	0	200	H
	15.22009	43.84	ADR	39.9	-42.73	41.01	68.2	-27.19	-	-	0	200	H
6	15.216729	55.54	PK-U	39.9	-42.79	52.65	-	-	88.2	-35.55	0	200	V
	15.218731	44	ADR	39.9	-42.74	41.16	68.2	-27.04	-	-	0	200	V

* - indicates frequency in CFR47 Pt 15 / IC RSS-Restricted Band
PK-U - U-NII: Maximum Peak
ADR - U-NII AD primary method, RMS average

UL VERIFICATION SERVICES
47173 Benicia Street, Fremont, CA 94538; USA TEL:(510) 319-4000 FAX:(510) 661-0888
This report shall not be reproduced except in full, without the written approval of UL VERIFICATION SERVICES

STRADDLE CHANNEL

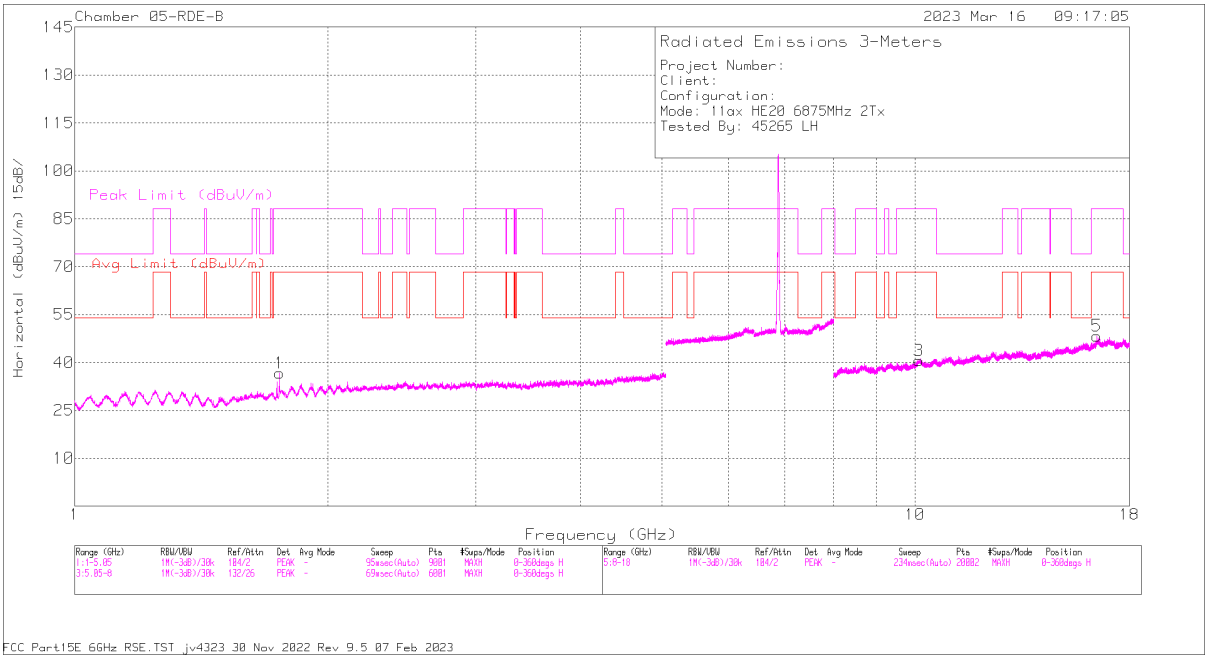

HORIZONTAL

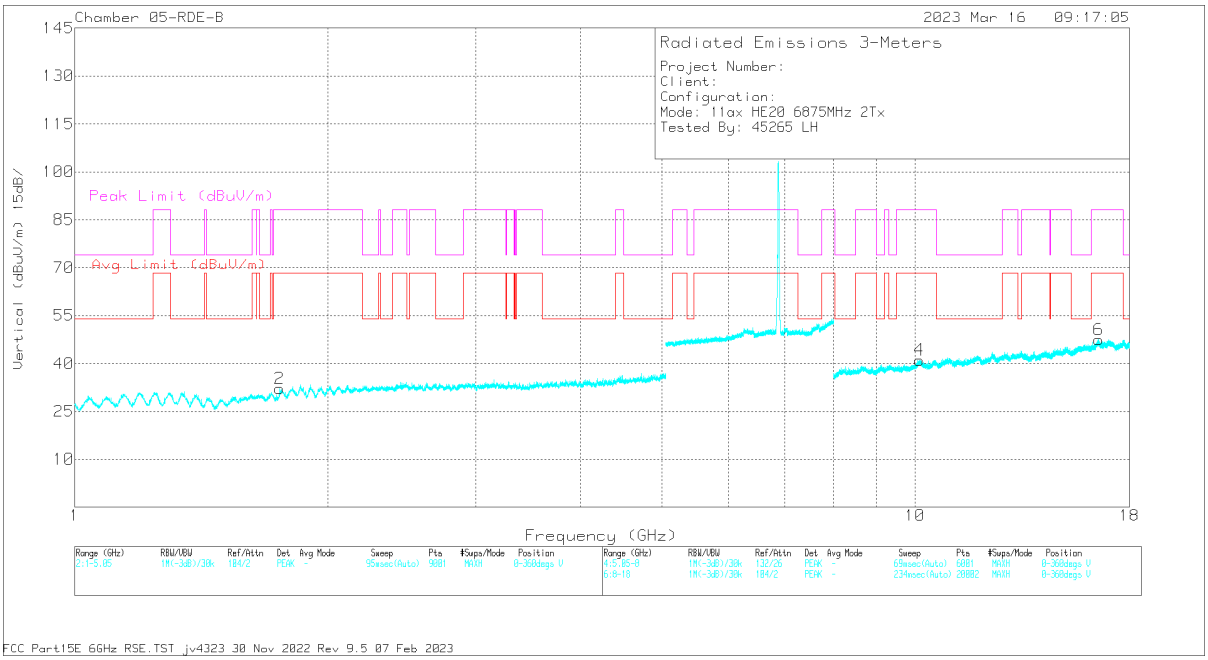

VERTICAL

UL VERIFICATION SERVICES
47173 Benicia Street, Fremont, CA 94538; USA TEL:(510) 319-4000 FAX:(510) 661-0888
This report shall not be reproduced except in full, without the written approval of UL VERIFICATION SERVICES

RADIATED EMISSIONS

Marker	Frequency (GHz)	Meter Reading (dBuV)	Det	Horn Antenna ACF(dB)	Gain/Loss (dB)	Corrected Reading (dBuV/m)	Avg Limit (dBuV/m)	Margin (dB)	Peak Limit (dBuV/m)	PK Margin (dB)	Azimuth (Degs)	Height (cm)	Polarity
1	1.754159	59.01	PK-U	30.1	-48.45	40.66	-	-	88.2	-47.54	360	199	H
	1.755279	47.89	ADR	30.1	-48.47	29.52	68.2	-38.68			360	199	H
2	1.754223	59.27	PK-U	30.1	-48.45	40.92	-	-	88.2	-47.28	360	199	V
	1.755177	47.95	ADR	30.1	-48.47	29.58	68.2	-38.62			360	199	V
3	10.111392	57.28	PK-U	37.6	-44.21	50.67	-	-	88.2	-37.53	360	101	H
	10.110512	45.72	ADR	37.6	-44.21	39.11	68.2	-29.09			360	101	H
4	10.122881	57.23	PK-U	37.6	-44.17	50.66	-	-	88.2	-37.54	360	200	V
	10.122141	45.71	ADR	37.6	-44.17	39.14	68.2	-29.06	-	-	360	200	V
5	16.456667	56.71	PK-U	41.8	-42.02	56.49	-	-	88.2	-31.71	360	101	H
	16.458021	45.18	ADR	41.8	-42.01	44.97	68.2	-23.23	-	-	360	101	H
6	16.542509	56.61	PK-U	42	-42.3	56.31	-	-	88.2	-31.89	360	200	V
	16.542517	45	ADR	42	-42.3	44.70	68.2	-23.50	-	-	360	200	V

* - indicates frequency in CFR47 Pt 15 / IC RSS-Restricted Band
PK-U - U-NII: Maximum Peak
ADR - U-NII AD primary method, RMS average

UL VERIFICATION SERVICES
47173 Benicia Street, Fremont, CA 94538; USA TEL:(510) 319-4000 FAX:(510) 661-0888
This report shall not be reproduced except in full, without the written approval of UL VERIFICATION SERVICES

1.1.9. TX ABOVE 1 GHz 802.11ax HE40 MODE IN THE UNII-7 BAND

2TX Antenna 6 + Antenna 5 OFDMA MODE: 26-Tone, RU Index 0

HARMONICS AND SPURIOUS EMISSIONS

LOW CHANNEL

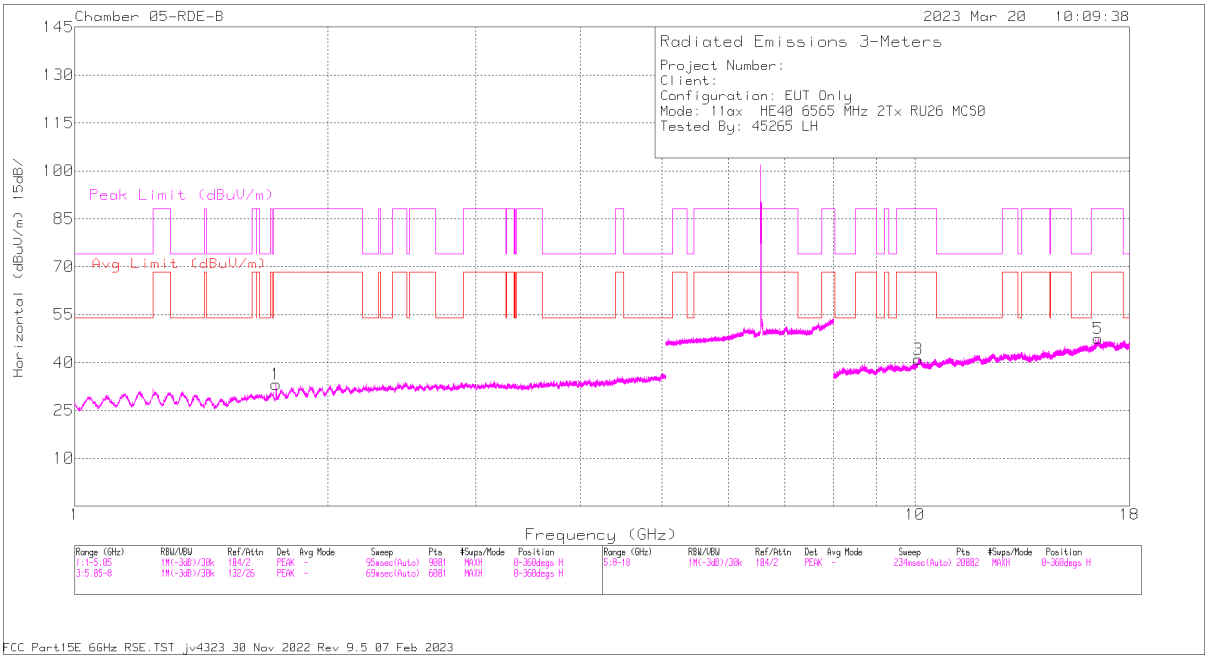

HORIZONTAL

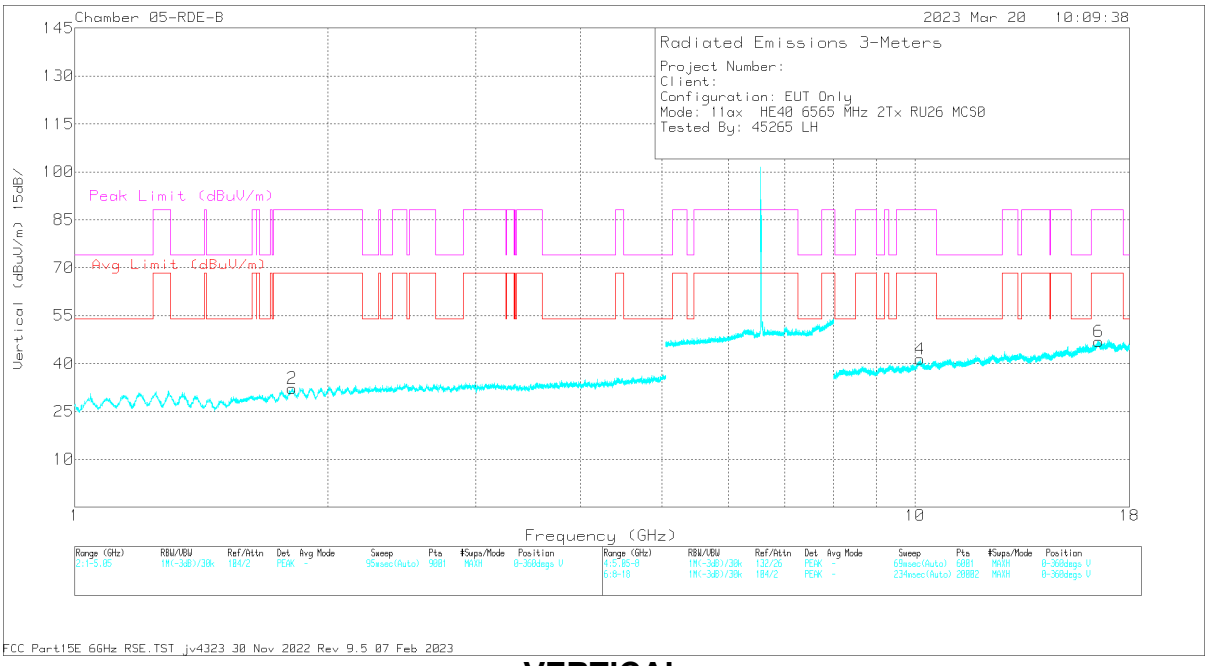

VERTICAL

UL VERIFICATION SERVICES
47173 Benicia Street, Fremont, CA 94538; USA TEL:(510) 319-4000 FAX:(510) 661-0888
This report shall not be reproduced except in full, without the written approval of UL VERIFICATION SERVICES

RADIATED EMISSIONS

Marker	Frequency (GHz)	Meter Reading (dBuV)	Det	Horn Antenna ACF(dB)	Gain/Loss (dB)	Corrected Reading (dBuV/m)	Avg Limit (dBuV/m)	Margin (dB)	Peak Limit (dBuV/m)	PK Margin (dB)	Azimuth (Degs)	Height (cm)	Polarity
1	1.737183	46.28	ADR	29.8	-48.33	27.75	68.2	-40.45	-	-	0	199	H
	1.738437	58.05	PK-U	29.8	-48.37	39.48	-	-	88.2	-48.72	0	199	H
2	1.812416	48.63	ADR	30.5	-48.59	30.54	68.2	-37.66	-	-	0	199	V
	1.81323	60.88	PK-U	30.5	-48.61	42.77	-	-	88.2	-45.43	0	199	V
3	10.094189	57.13	PK-U	37.6	-44.21	50.52	-	-	88.2	-37.68	0	101	H
	10.094249	45.43	ADR	37.6	-44.21	38.82	68.2	-29.38	-	-	0	101	H
4	10.140283	57.51	PK-U	37.6	-44.24	50.87	-	-	88.2	-37.33	0	200	V
	10.140761	45.56	ADR	37.6	-44.23	38.93	68.2	-29.27	-	-	0	200	V
5	16.528238	56.16	PK-U	42	-42.15	56.01	-	-	88.2	-32.19	0	200	H
	16.528802	44.51	ADR	42	-42.15	44.36	68.2	-23.84	-	-	0	200	H
6	16.549741	56.53	PK-U	42	-42.32	56.21	-	-	88.2	-31.99	0	200	V
	16.551921	44.72	ADR	42	-42.37	44.35	68.2	-23.85	-	-	0	200	V

* - indicates frequency in CFR47 Pt 15 / IC RSS-Restricted Band
PK-U - U-NII: Maximum Peak
ADR - U-NII AD primary method, RMS average

UL VERIFICATION SERVICES
47173 Benicia Street, Fremont, CA 94538; USA TEL:(510) 319-4000 FAX:(510) 661-0888
This report shall not be reproduced except in full, without the written approval of UL VERIFICATION SERVICES

MID CHANNEL

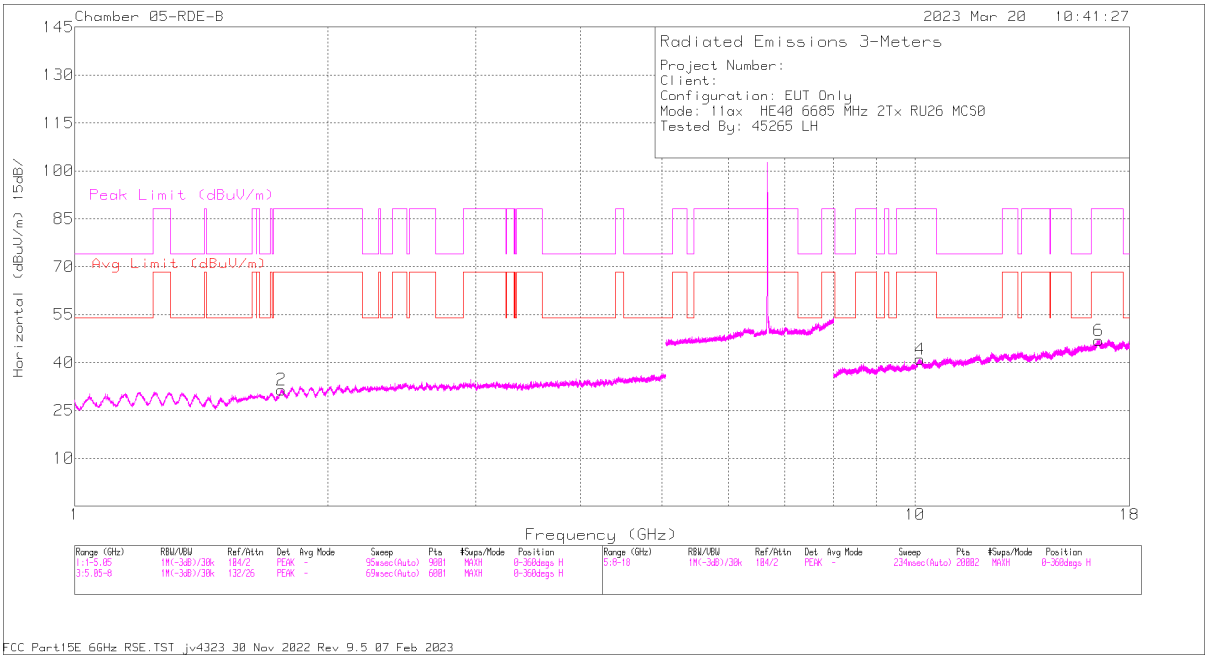

HORIZONTAL

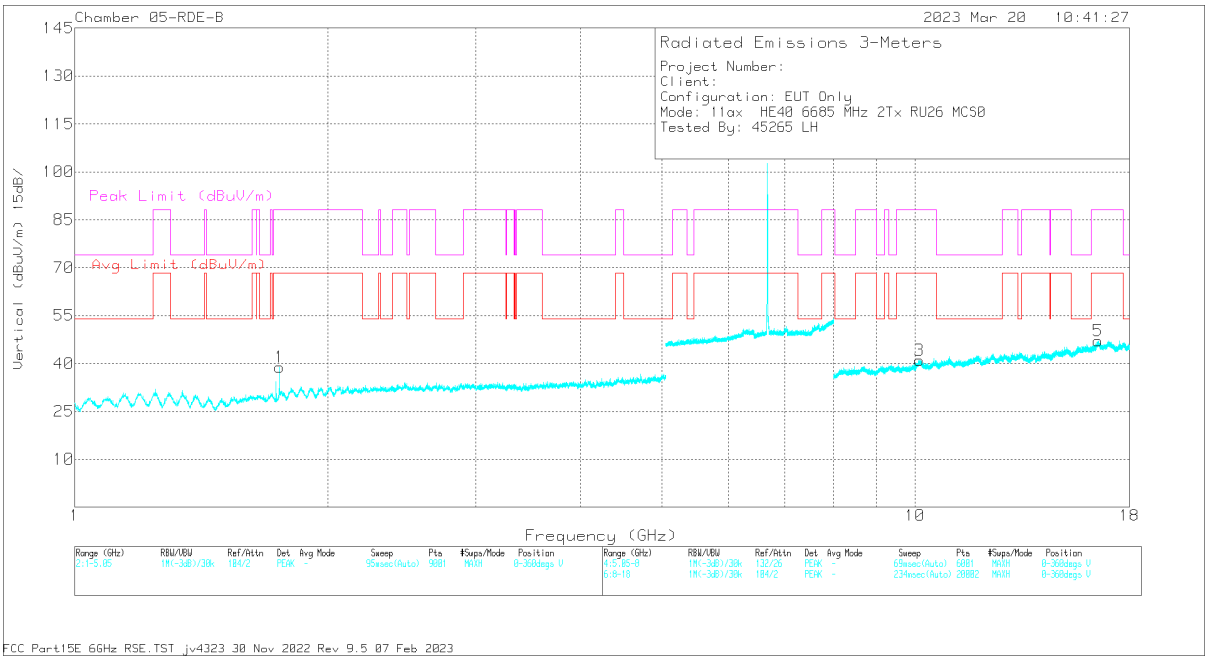

VERTICAL

UL VERIFICATION SERVICES
47173 Benicia Street, Fremont, CA 94538; USA TEL:(510) 319-4000 FAX:(510) 661-0888
This report shall not be reproduced except in full, without the written approval of UL VERIFICATION SERVICES

RADIATED EMISSIONS

Marker	Frequency (GHz)	Meter Reading (dBuV)	Det	Horn Antenna ACF(dB)	Gain/Loss (dB)	Corrected Reading (dBuV/m)	Avg Limit (dBuV/m)	Margin (dB)	Peak Limit (dBuV/m)	PK Margin (dB)	Azimuth (Degs)	Height (cm)	Polarity
1	1.753411	59.14	PK-U	30.1	-48.45	40.79	-	-	88.2	-47.41	286	394	V
	1.753625	47.48	ADR	30.1	-48.45	29.23	68.2	-39.07	-	-	286	394	V
2	1.764541	60.06	PK-U	30.1	-48.47	41.69	-	-	88.2	-46.51	266	323	H
	1.763092	48.41	ADR	30.1	-48.45	30.16	68.2	-38.14	-	-	266	323	H
3	10.123893	56.97	PK-U	37.6	-44.15	50.42	-	-	88.2	-37.78	286	101	V
	10.125149	45.59	ADR	37.6	-44.13	39.16	68.2	-29.14	-	-	286	101	V
4	10.133823	57.43	PK-U	37.6	-44.22	50.81	-	-	88.2	-37.39	286	200	H
	10.133933	45.61	ADR	37.6	-44.22	39.09	68.2	-29.21	-	-	286	200	H
5	16.532078	56.64	PK-U	42	-42.19	56.45	-	-	88.2	-31.75	286	101	V
	16.532371	44.62	ADR	42	-42.2	44.52	68.2	-23.78	-	-	286	101	V
6	16.545994	56.19	PK-U	42	-42.3	55.89	-	-	88.2	-32.31	286	101	H
	16.548023	44.6	ADR	42	-42.34	44.36	68.2	-23.94	-	-	286	101	H

* - indicates frequency in CFR47 Pt 15 / IC RSS-Restricted Band
PK-U - U-NII: Maximum Peak
ADR - U-NII AD primary method, RMS average

UL VERIFICATION SERVICES
47173 Benicia Street, Fremont, CA 94538; USA TEL:(510) 319-4000 FAX:(510) 661-0888
This report shall not be reproduced except in full, without the written approval of UL VERIFICATION SERVICES

HIGH CHANNEL

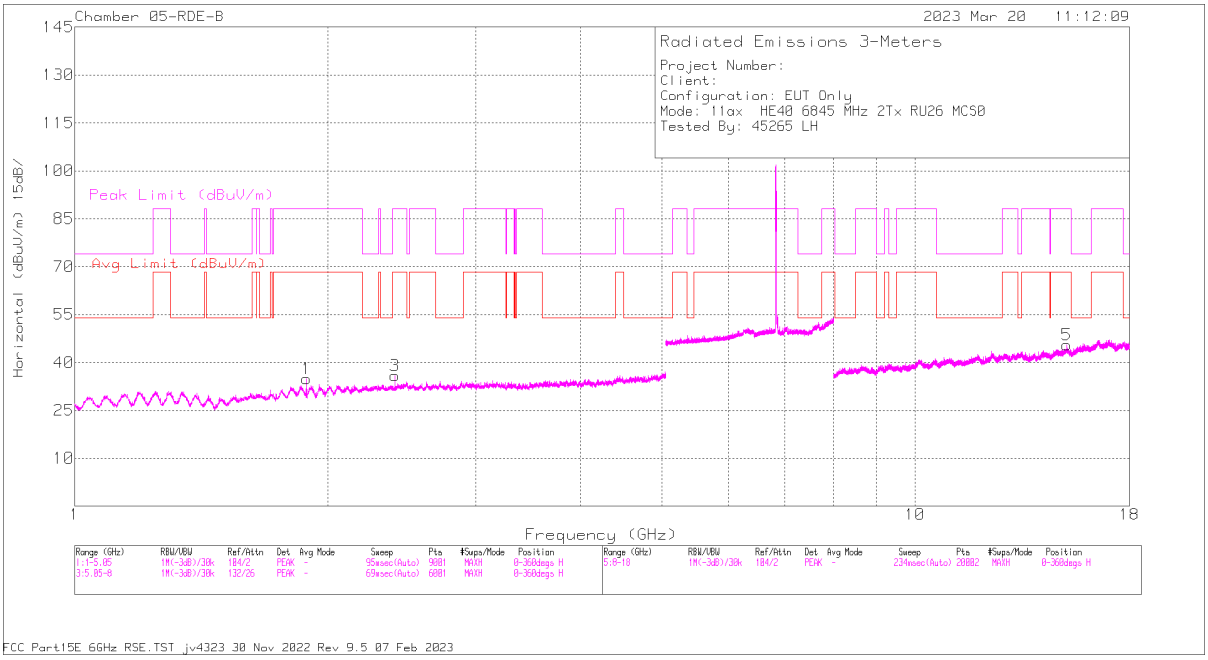

HORIZONTAL

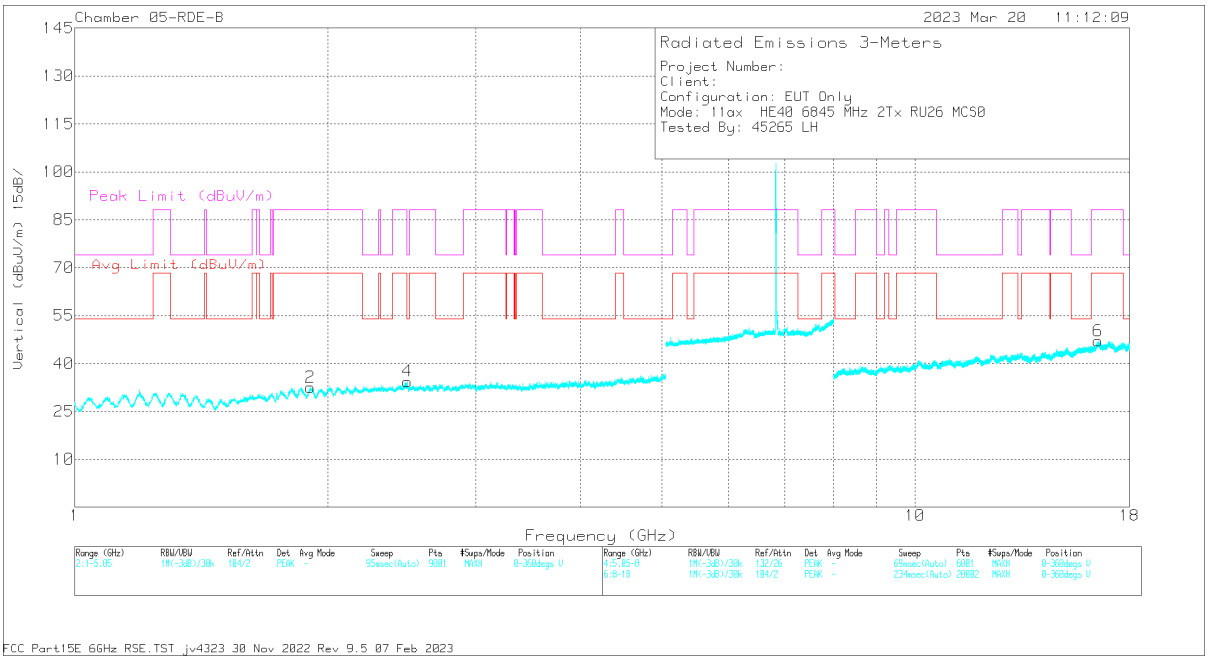

VERTICAL

UL VERIFICATION SERVICES
47173 Benicia Street, Fremont, CA 94538; USA TEL:(510) 319-4000 FAX:(510) 661-0888
This report shall not be reproduced except in full, without the written approval of UL VERIFICATION SERVICES

RADIATED EMISSIONS

Marker	Frequency (GHz)	Meter Reading (dBuV)	Det	Horn Antenna ACF(dB)	DCCF (dB)	Gain/Loss (dB)	Corrected Reading (dBuV/m)	Avg Limit (dBuV/m)	Margin (dB)	Peak Limit (dBuV/m)	PK Margin (dB)	Azimuth (Degs)	Height (cm)	Polarity
1	1.884761	57.55	PK-U	30.9	0	-48.31	40.14	-	-	88.2	-48.06	237	193	H
	1.882159	46.25	ADR	30.9	.1	-48.2	28.95	68.2	-39.25	-	-	237	193	H
2	1.90628	59.56	PK-U	31.2	0	-48.26	42.5	-	-	88.2	-45.7	234	200	V
	1.909101	47.88	ADR	31.2	.1	-48.21	30.87	68.2	-37.33	-	-	234	200	V
3	2.404057	60.2	PK-U	32.3	0	-49.06	43.44	-	-	88.2	-44.76	234	323	H
	2.405189	47.37	ADR	32.3	.1	-49.08	30.59	68.2	-37.61	-	-	234	323	H
4	*2.485579	59.66	PK-U	32.6	0	-48.69	43.57	-	-	74	-30.43	234	101	V
	*2.48493	47.95	ADR	32.6	.1	-48.67	31.88	54	-22.12	-	-	234	101	V
5	15.16304	56.53	PK-U	40.3	0	-43.32	53.51	-	-	88.2	-34.69	234	199	H
	15.166546	45.2	ADR	40.3	.1	-43.3	42.2	68.2	-26	-	-	234	199	H
6	16.509354	56.77	PK-U	41.9	0	-42.11	56.56	-	-	88.2	-31.64	234	101	V
	16.50908	44.63	ADR	41.9	.1	-42.12	44.41	68.2	-23.79	-	-	234	101	V

* - indicates frequency in CFR47 Pt 15 / IC RSS-Restricted Band
PK-U - U-NII: Maximum Peak
ADR - U-NII AD primary method, RMS average

UL VERIFICATION SERVICES
47173 Benicia Street, Fremont, CA 94538; USA TEL:(510) 319-4000 FAX:(510) 661-0888
This report shall not be reproduced except in full, without the written approval of UL VERIFICATION SERVICES

2TX Antenna 6 + Antenna 5 OFDMA MODE: SU, Single User

HARMONICS AND SPURIOUS EMISSIONS

LOW CHANNEL

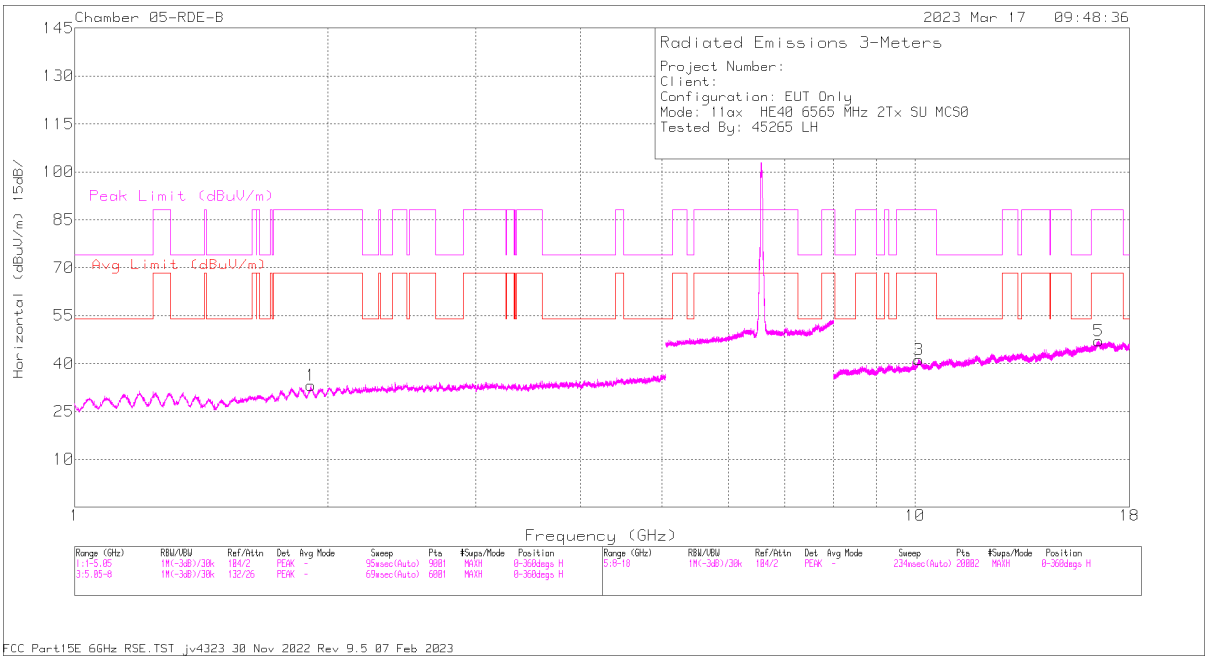

HORIZONTAL

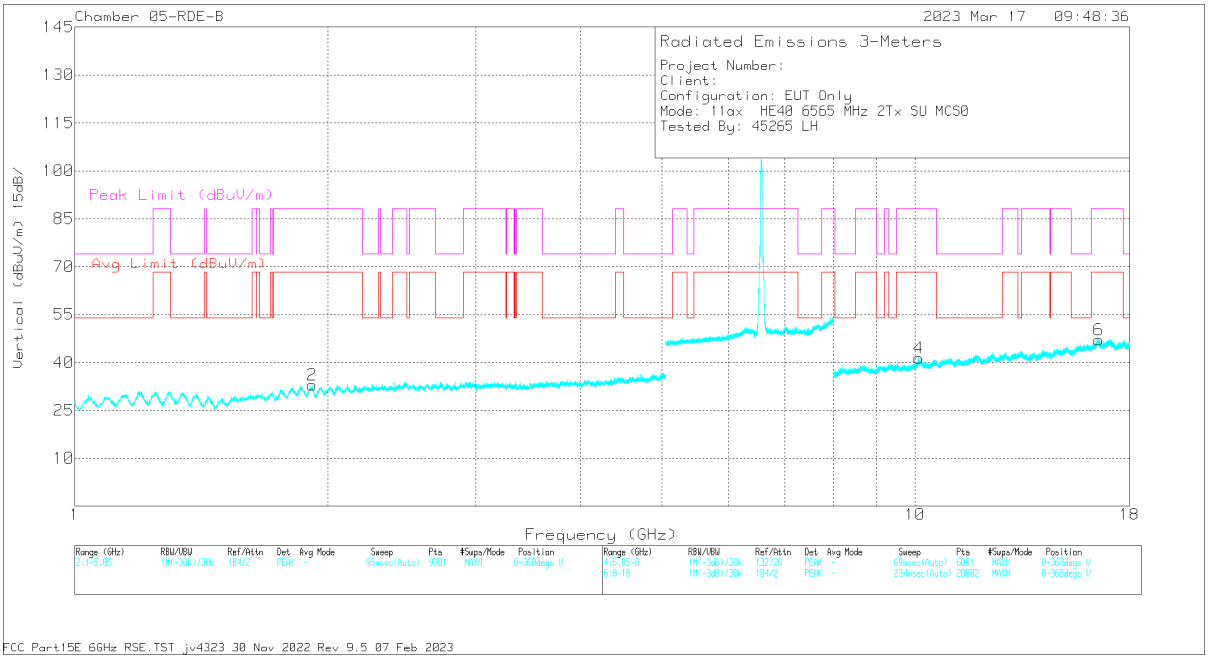

VERTICAL

UL VERIFICATION SERVICES
47173 Benicia Street, Fremont, CA 94538; USA TEL:(510) 319-4000 FAX:(510) 661-0888
This report shall not be reproduced except in full, without the written approval of UL VERIFICATION SERVICES

RADIATED EMISSIONS

Marker	Frequency (GHz)	Meter Reading (dBuV)	Det	Horn Antenna ACF(dB)	Gain/Loss (dB)	Corrected Reading (dBuV/m)	Avg Limit (dBuV/m)	Margin (dB)	Peak Limit (dBuV/m)	PK Margin (dB)	Azimuth (Degs)	Height (cm)	Polarity
1	1.909765	59.67	PK-U	31.2	-48.22	42.65	-	-	88.2	-45.55	2	199	H
	1.909517	47.97	ADR	31.2	-48.22	30.95	68.2	-37.25	-	-	2	199	H
2	1.917717	59.15	PK-U	31.2	-48.32	42.03	-	-	88.2	-46.17	2	101	V
	1.913982	48.07	ADR	31.2	-48.35	30.92	68.2	-37.28	-	-	2	101	V
3	10.104026	56.98	PK-U	37.6	-44.22	50.36	-	-	88.2	-37.84	2	200	H
	10.10179	45.72	ADR	37.6	-44.22	39.1	68.2	-29.1	-	-	2	200	H
4	10.101187	57.22	PK-U	37.6	-44.22	50.6	-	-	88.2	-37.6	2	200	V
	10.100117	45.66	ADR	37.6	-44.19	39.07	68.2	-29.13	-	-	2	200	V
5	16.548201	56.53	PK-U	42	-42.34	56.19	-	-	88.2	-32.01	2	101	H
	16.549299	44.8	ADR	42	-42.32	44.48	68.2	-23.72	-	-	2	101	H
6	16.545911	56.34	PK-U	42	-42.3	56.04	-	-	88.2	-32.16	2	200	V
	16.545094	44.81	ADR	42	-42.32	44.49	68.2	-23.71	-	-	2	200	V

* - indicates frequency in CFR47 Pt 15 / IC RSS-Restricted Band
PK-U - U-NII: Maximum Peak
ADR - U-NII AD primary method, RMS average

UL VERIFICATION SERVICES
47173 Benicia Street, Fremont, CA 94538; USA TEL:(510) 319-4000 FAX:(510) 661-0888
This report shall not be reproduced except in full, without the written approval of UL VERIFICATION SERVICES

MID CHANNEL

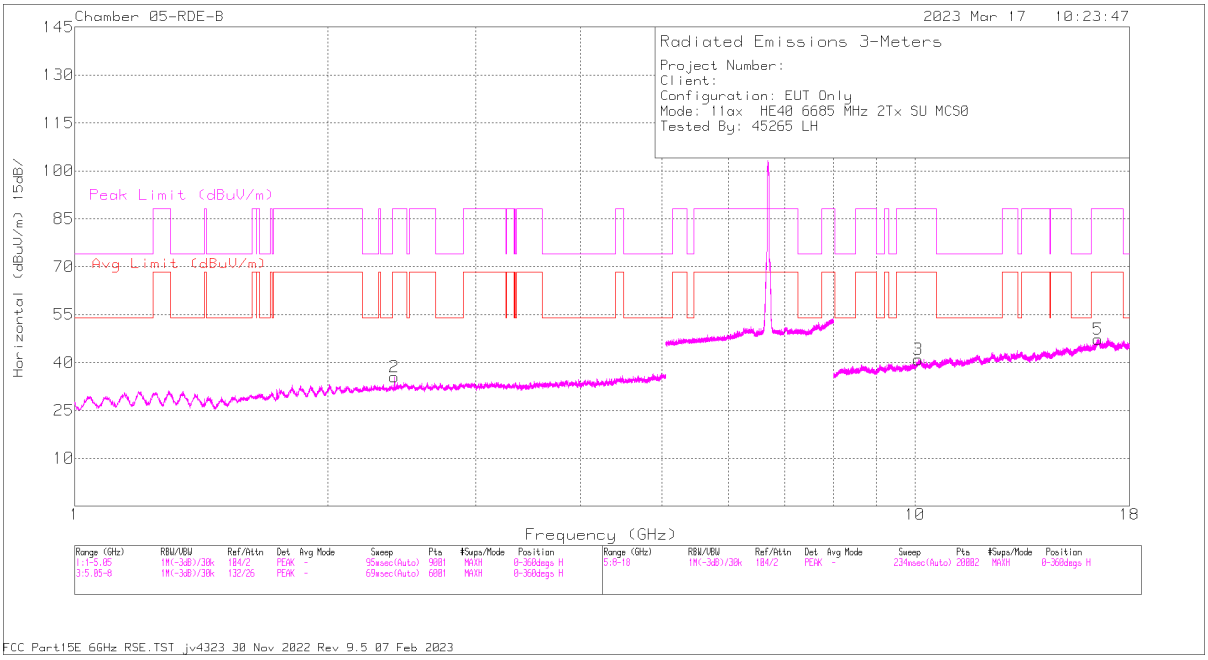

HORIZONTAL

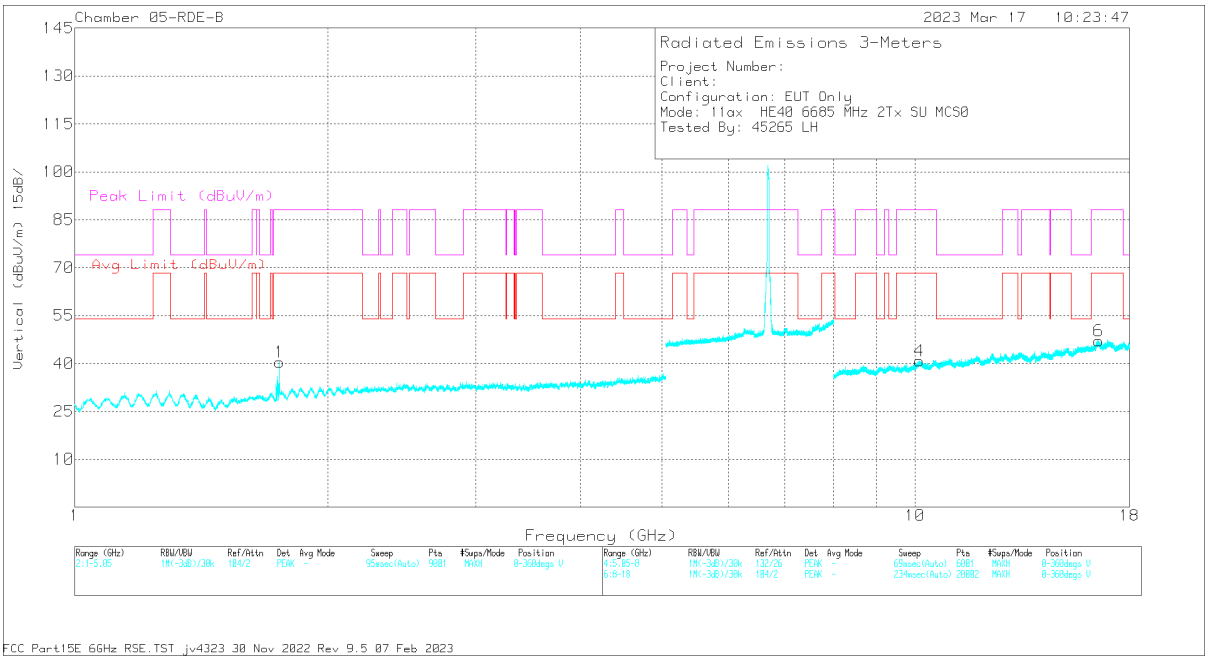

VERTICAL

UL VERIFICATION SERVICES
47173 Benicia Street, Fremont, CA 94538; USA TEL:(510) 319-4000 FAX:(510) 661-0888
This report shall not be reproduced except in full, without the written approval of UL VERIFICATION SERVICES

RADIATED EMISSIONS

Marker	Frequency (GHz)	Meter Reading (dBuV)	Det	Horn Antenna ACF(dB)	Gain/Loss (dB)	Corrected Reading (dBuV/m)	Avg Limit (dBuV/m)	Margin (dB)	Peak Limit (dBuV/m)	PK Margin (dB)	Azimuth (Degs)	Height (cm)	Polarity
1	1.755129	59.63	PK-U	30.1	-48.46	41.27	-	-	88.2	-46.93	269	337	V
	1.755023	47.63	ADR	30.1	-48.46	29.27	68.2	-38.93	-	-	269	337	V
2	2.404956	59.22	PK-U	32.3	-49.08	42.44	-	-	88.2	-45.76	289	263	H
	2.403113	47.3	ADR	32.3	-49.08	30.52	68.2	-37.68	-	-	289	263	H
3	10.090587	56.67	PK-U	37.7	-44.32	50.05	-	-	88.2	-38.15	269	101	H
	10.092733	45.31	ADR	37.6	-44.29	38.62	68.2	-29.58	-	-	269	101	H
4	10.12782	57.01	PK-U	37.6	-44.16	50.45	-	-	88.2	-37.75	269	101	V
	10.127795	45.49	ADR	37.6	-44.16	38.93	68.2	-29.27	-	-	269	101	V
5	16.525901	56.75	PK-U	42	-42.13	56.62	-	-	88.2	-31.58	269	101	H
	16.525135	44.82	ADR	42	-42.13	44.69	68.2	-23.51	-	-	269	101	H
6	16.546781	56.93	PK-U	42	-42.32	56.61	-	-	88.2	-31.59	269	101	V
	16.543825	44.79	ADR	42	-42.32	44.47	68.2	-23.73	-	-	269	101	V

* - indicates frequency in CFR47 Pt 15 / IC RSS-Restricted Band
PK-U - U-NII: Maximum Peak
ADR - U-NII AD primary method, RMS average

UL VERIFICATION SERVICES
47173 Benicia Street, Fremont, CA 94538; USA TEL:(510) 319-4000 FAX:(510) 661-0888
This report shall not be reproduced except in full, without the written approval of UL VERIFICATION SERVICES

HIGH CHANNEL

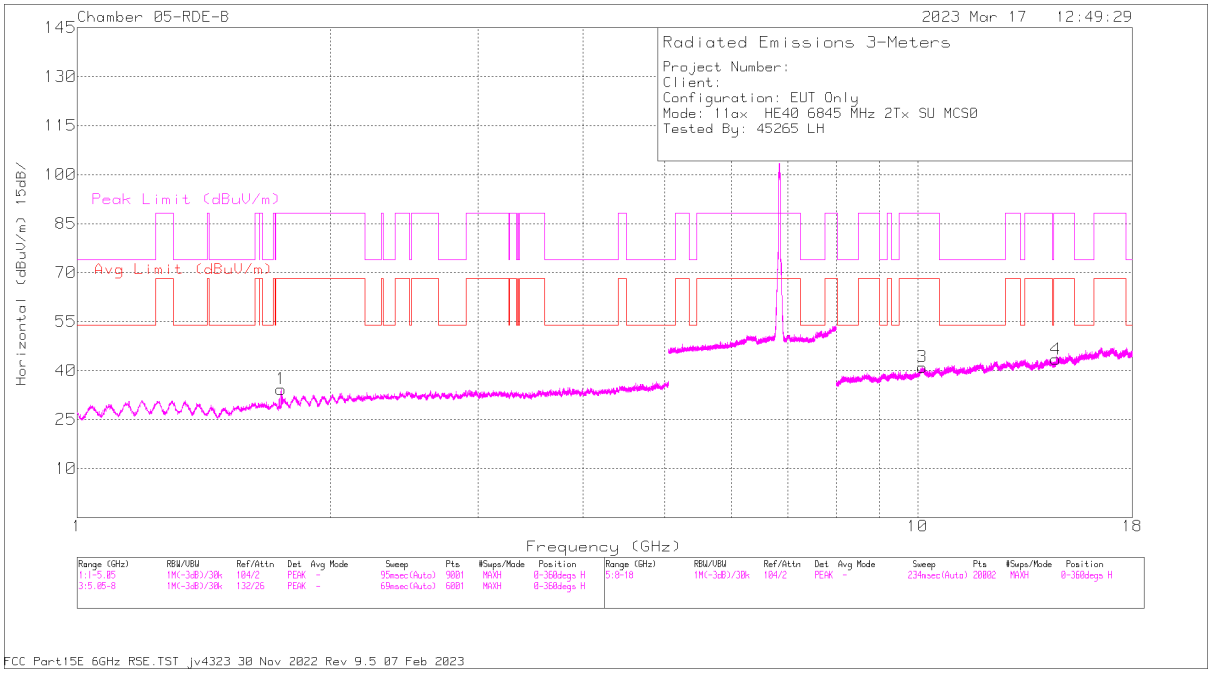

HORIZONTAL

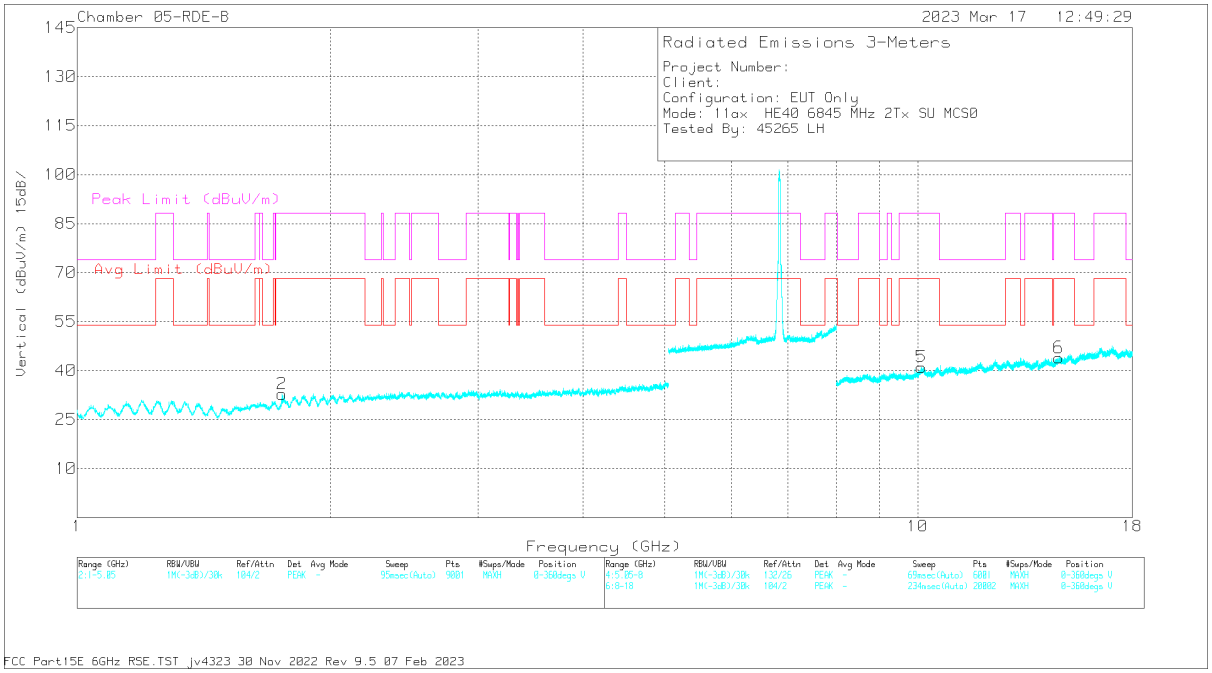

VERTICAL

UL VERIFICATION SERVICES
47173 Benicia Street, Fremont, CA 94538; USA TEL:(510) 319-4000 FAX:(510) 661-0888
This report shall not be reproduced except in full, without the written approval of UL VERIFICATION SERVICES

RADIATED EMISSIONS

Marker	Frequency (GHz)	Meter Reading (dBuV)	Det	Horn Antenna ACF(dB)	Gain/Loss (dB)	Corrected Reading (dBuV/m)	Avg Limit (dBuV/m)	Margin (dB)	Peak Limit (dBuV/m)	PK Margin (dB)	Azimuth (Degs)	Height (cm)	Polarity
1	1.749109	58.9	PK-U	30	-48.52	40.38	-	-	88.2	-47.82	360	200	H
	1.749651	46.82	ADR	30	-48.51	28.31	68.2	-39.89	-	-	360	200	H
2	1.754958	59.34	PK-U	30.1	-48.46	40.98	-	-	88.2	-47.22	360	200	V
	1.754595	47.64	ADR	30.1	-48.46	29.28	68.2	-38.92	-	-	360	200	V
3	10.13075	57.04	PK-U	37.6	-44.17	50.47	-	-	88.2	-37.73	360	101	H
	10.130784	45.37	ADR	37.6	-44.18	38.79	68.2	-29.41	-	-	360	101	H
4	14.599978	55.25	PK-U	40	-42.99	52.26	-	-	88.2	-35.94	360	200	H
	14.601222	44.08	ADR	40	-42.98	41.1	68.2	-27.1	-	-	360	200	H
5	10.099642	57.16	PK-U	37.6	-44.18	50.58	-	-	88.2	-37.62	360	101	V
	10.098676	45.42	ADR	37.6	-44.16	38.86	68.2	-29.34	-	-	360	101	V
6	14.721004	56.01	PK-U	40.1	-43.09	53.02	-	-	88.2	-35.18	360	101	V
	14.720748	44.44	ADR	40.1	-43.09	41.45	68.2	-26.75	-	-	360	101	V

* - indicates frequency in CFR47 Pt 15 / IC RSS-Restricted Band
PK-U - U-NII: Maximum Peak
ADR - U-NII AD primary method, RMS average

UL VERIFICATION SERVICES
47173 Benicia Street, Fremont, CA 94538; USA TEL:(510) 319-4000 FAX:(510) 661-0888
This report shall not be reproduced except in full, without the written approval of UL VERIFICATION SERVICES