1.1.10. TX ABOVE 1 GHz 802.11ax HE80 MODE IN THE UNII-7 BAND

2TX Antenna 6 + Antenna 5 OFDMA MODE: 26-Tone, RU Index 0

HARMONICS AND SPURIOUS EMISSIONS

STRADDLE CHANNEL

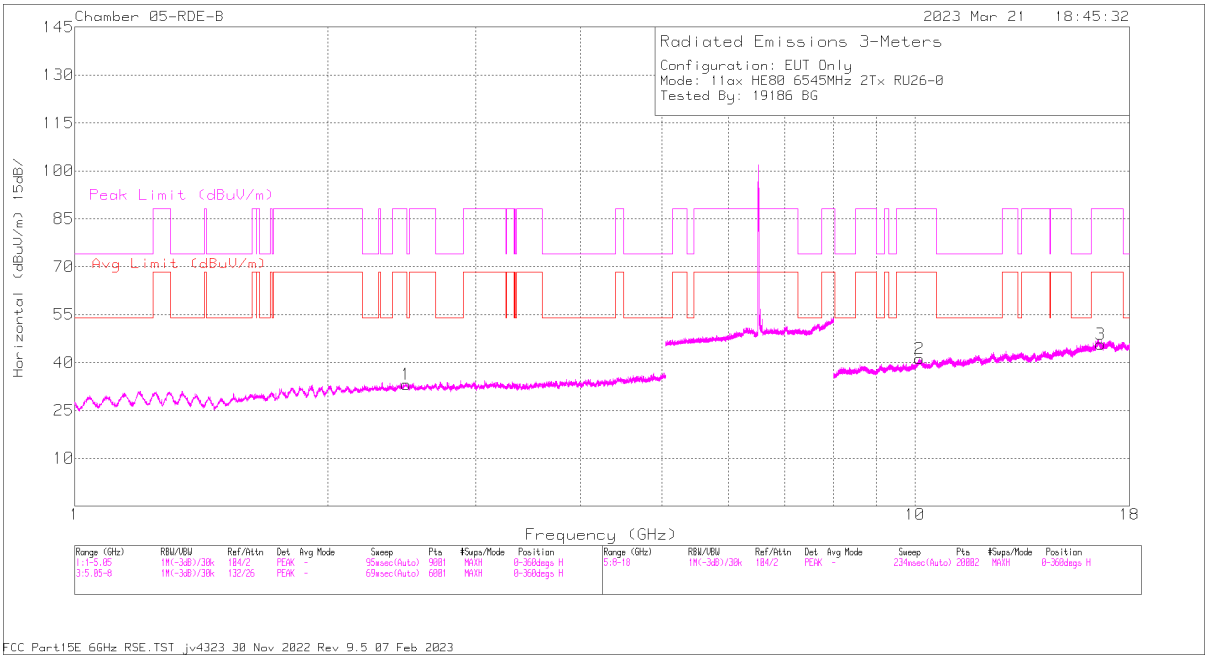

HORIZONTAL

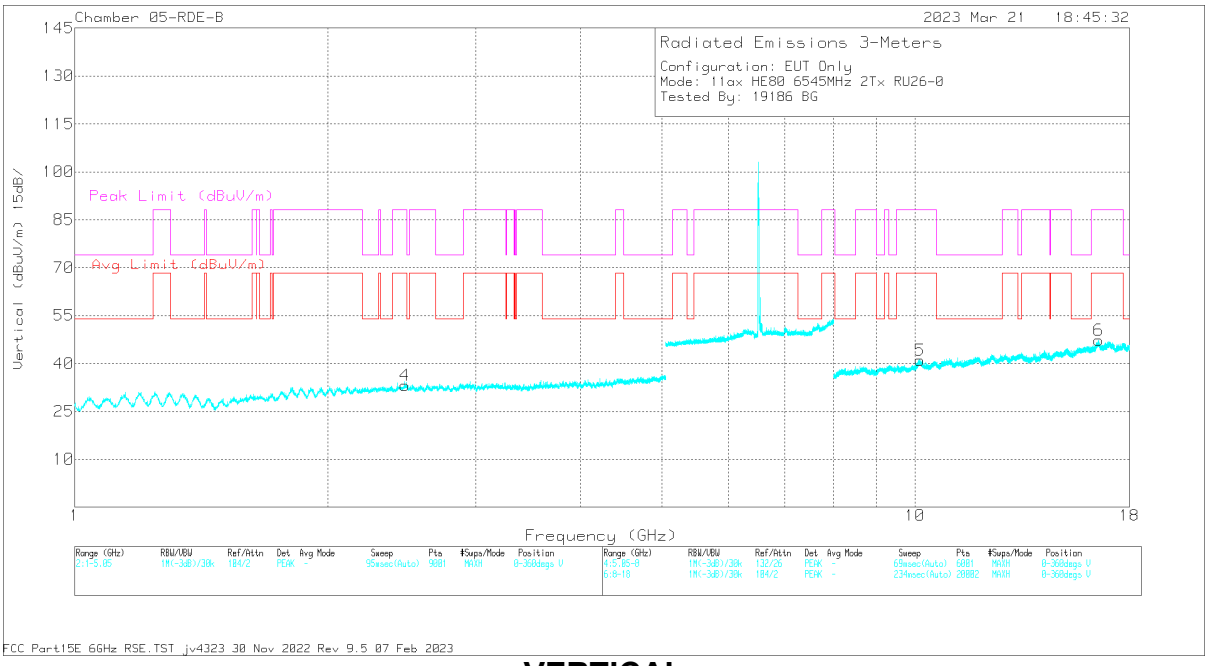

VERTICAL

UL VERIFICATION SERVICES
47173 Benicia Street, Fremont, CA 94538; USA TEL:(510) 319-4000 FAX:(510) 661-0888
This report shall not be reproduced except in full, without the written approval of UL VERIFICATION SERVICES

RADIATED EMISSIONS

Marker	Frequency (GHz)	Meter Reading (dBuV)	Det	Horn Antenna ACF(dB)	Gain/Loss (dB)	Corrected Reading (dBuV/m)	Avg Limit (dBuV/m)	Margin (dB)	Peak Limit (dBuV/m)	PK Margin (dB)	Azimuth (Degs)	Height (cm)	Polarity
1	2.481099	59.69	PK-U	32.6	-48.77	43.52	-	-	88.2	-44.68	360	101	H
	2.482237	48.2	ADR	32.6	-48.74	32.06	68.2	-36.14	-	-	360	101	H
2	10.130844	57.19	PK-U	37.6	-44.18	50.61	-	-	88.2	-37.59	360	101	H
	10.134149	45.49	ADR	37.6	-44.22	38.87	68.2	-29.33	-	-	360	101	H
3	16.641751	55.74	PK-U	42.2	-42.82	55.12	-	-	88.2	-33.08	360	101	H
	16.640206	44.14	ADR	42.2	-42.82	43.52	68.2	-24.68	-	-	360	101	H
4	2.469069	59.84	PK-U	32.6	-48.9	43.54	-	-	88.2	-44.66	360	101	V
	2.470381	48.05	ADR	32.6	-48.91	31.74	68.2	-36.46	-	-	360	101	V
5	10.136674	57.45	PK-U	37.7	-44.29	50.86	-	-	88.2	-37.34	360	101	V
	10.136844	45.6	ADR	37.7	-44.29	39.01	68.2	-29.19	-	-	360	101	V
6	16.551018	56.31	PK-U	42	-42.37	55.94	-	-	88.2	-32.26	360	199	V
	16.551661	44.51	ADR	42	-42.37	44.14	68.2	-24.06	-	-	360	199	V

* - indicates frequency in CFR47 Pt 15 / IC RSS-Restricted Band
PK-U - U-NII: Maximum Peak
ADR - U-NII AD primary method, RMS average

UL VERIFICATION SERVICES
47173 Benicia Street, Fremont, CA 94538; USA TEL:(510) 319-4000 FAX:(510) 661-0888
This report shall not be reproduced except in full, without the written approval of UL VERIFICATION SERVICES

MID CHANNEL

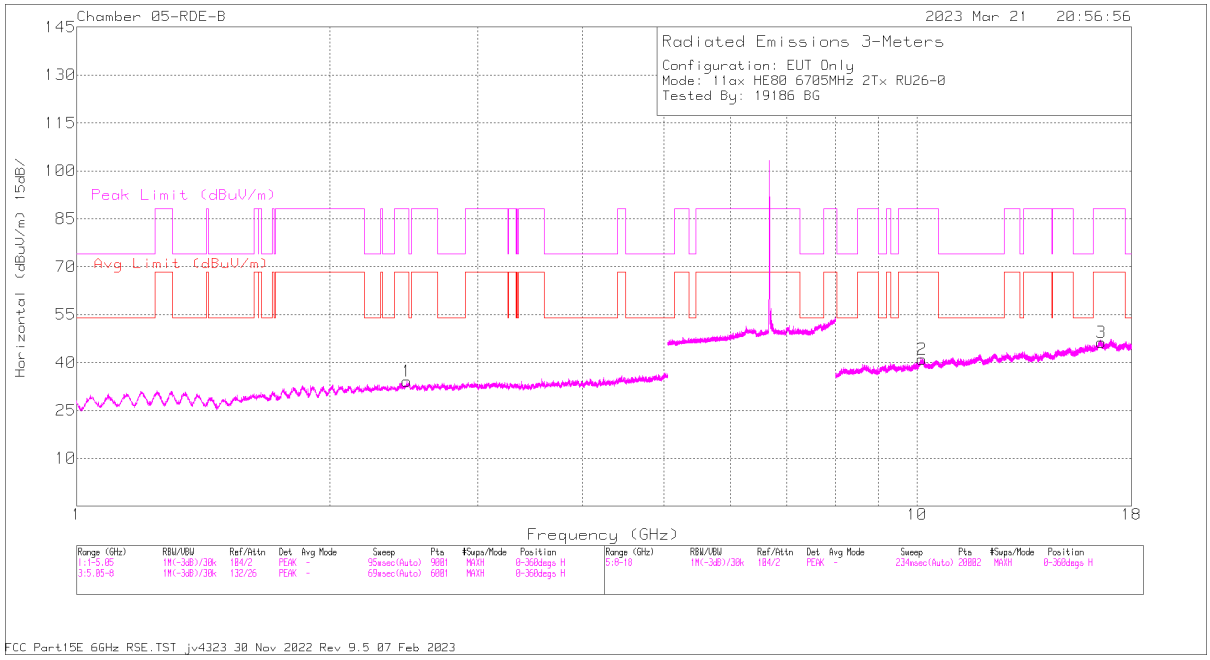

HORIZONTAL

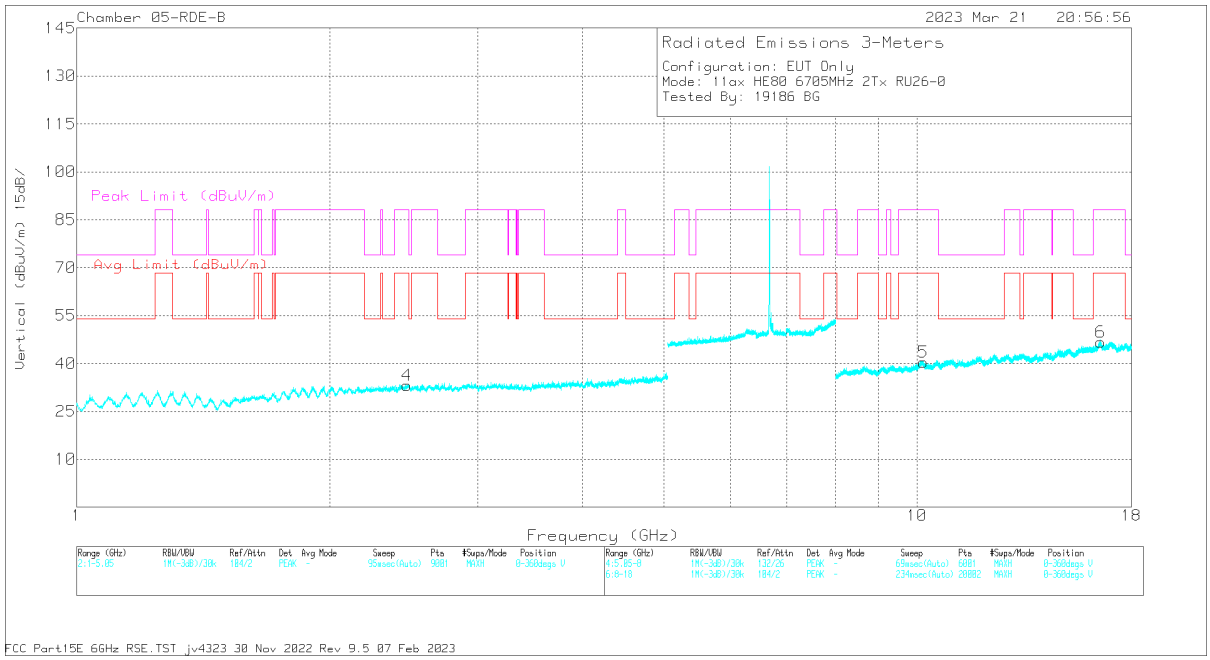

VERTICAL

UL VERIFICATION SERVICES
47173 Benicia Street, Fremont, CA 94538; USA TEL:(510) 319-4000 FAX:(510) 661-0888
This report shall not be reproduced except in full, without the written approval of UL VERIFICATION SERVICES

RADIATED EMISSIONS

Marker	Frequency (GHz)	Meter Reading (dBuV)	Det	Horn Antenna ACF(dB)	Gain/Loss (dB)	Corrected Reading (dBuV/m)	Avg Limit (dBuV/m)	Margin (dB)	Peak Limit (dBuV/m)	PK Margin (dB)	Azimuth (Degs)	Height (cm)	Polarity
1	2.472303	60.12	PK-U	32.6	-48.87	43.85	-	-	88.2	-44.35	0	199	H
	2.474727	48.19	ADR	32.6	-48.78	32.01	68.2	-36.19	-	-	0	199	H
2	10.147849	56.89	PK-U	37.6	-44.27	50.22	-	-	88.2	-37.98	0	101	H
	10.146024	45.55	ADR	37.6	-44.25	38.9	68.2	-29.3	-	-	0	101	H
3	16.577985	55.91	PK-U	42	-42.55	55.36	-	-	88.2	-32.84	0	101	H
	16.577541	44.24	ADR	42	-42.57	43.67	68.2	-24.53	-	-	0	101	H
4	2.473367	60.09	PK-U	32.6	-48.84	43.85	-	-	88.2	-44.35	0	101	V
	2.473056	48.11	ADR	32.6	-48.86	31.85	68.2	-36.35	-	-	0	101	V
5	10.183622	56.86	PK-U	37.7	-44.23	50.33	-	-	88.2	-37.87	0	101	V
	10.183334	45.1	ADR	37.7	-44.23	38.57	68.2	-29.63	-	-	0	101	V
6	16.552382	56.78	PK-U	42	-42.37	56.41	-	-	88.2	-31.79	0	101	V
	16.552263	44.81	ADR	42	-42.37	44.44	68.2	-23.76	-	-	0	101	V

* - indicates frequency in CFR47 Pt 15 / IC RSS-Restricted Band
PK-U - U-NII: Maximum Peak
ADR - U-NII AD primary method, RMS average

UL VERIFICATION SERVICES
47173 Benicia Street, Fremont, CA 94538; USA TEL:(510) 319-4000 FAX:(510) 661-0888
This report shall not be reproduced except in full, without the written approval of UL VERIFICATION SERVICES

HIGH CHANNEL

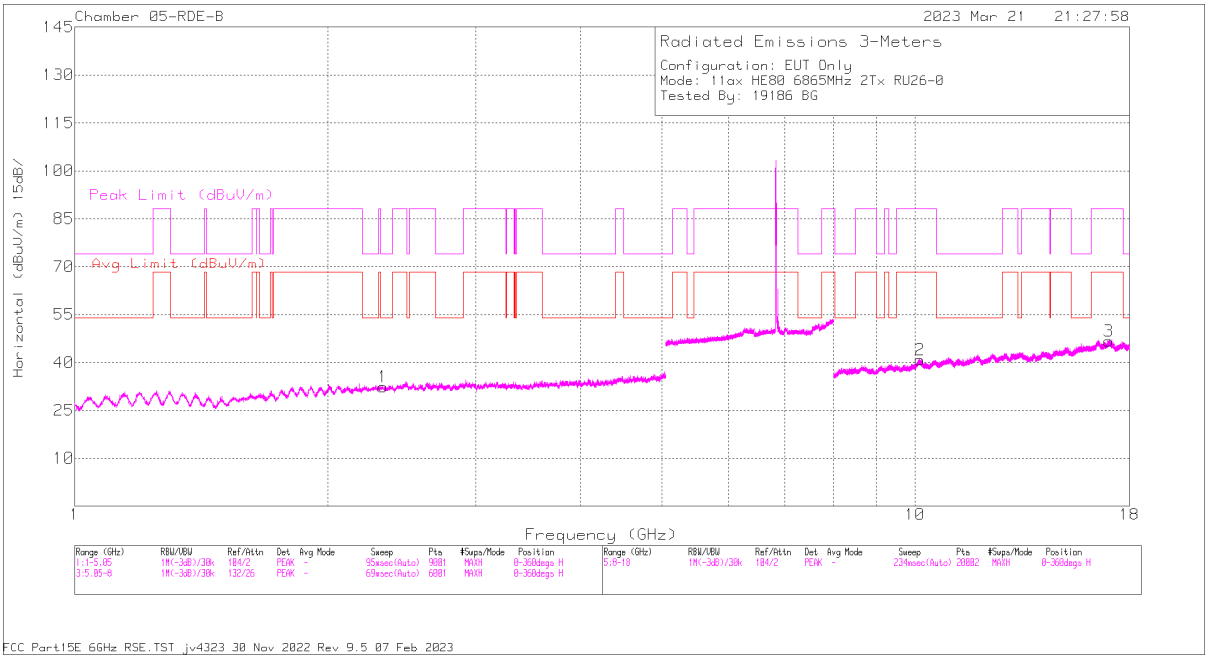

HORIZONTAL

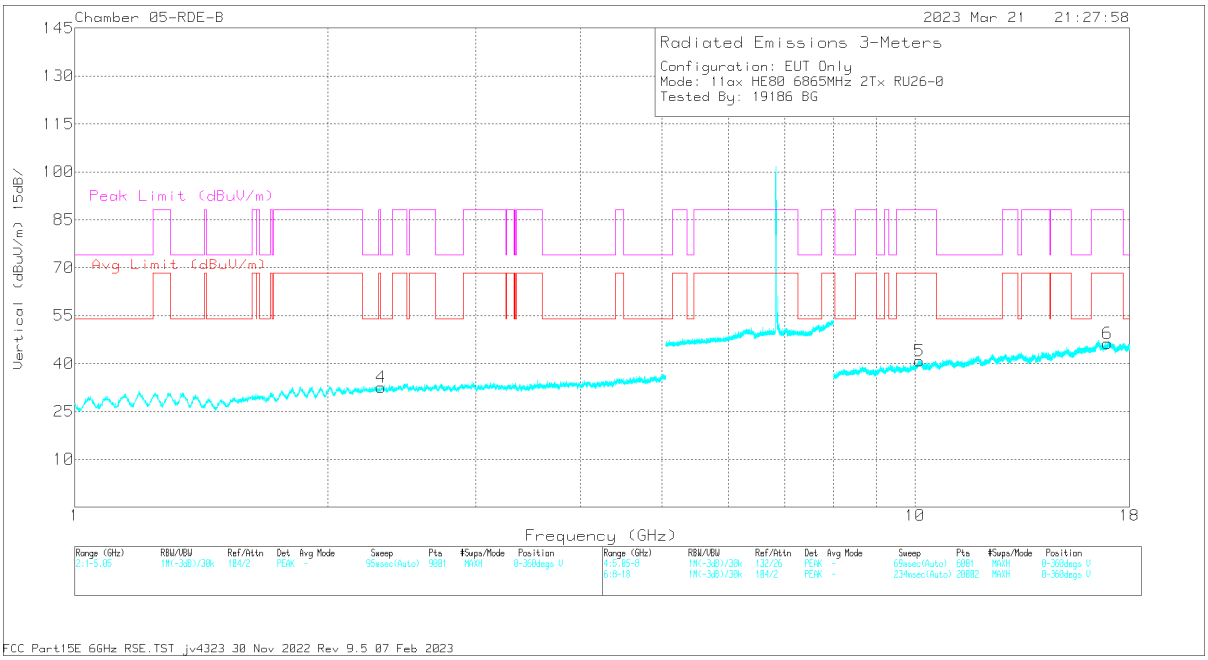

VERTICAL

UL VERIFICATION SERVICES
47173 Benicia Street, Fremont, CA 94538; USA TEL:(510) 319-4000 FAX:(510) 661-0888
This report shall not be reproduced except in full, without the written approval of UL VERIFICATION SERVICES

RADIATED EMISSIONS

Marker	Frequency (GHz)	Meter Reading (dBuV)	Det	Horn Antenna ACF(dB)	Gain/Loss (dB)	Corrected Reading (dBuV/m)	Avg Limit (dBuV/m)	Margin (dB)	Peak Limit (dBuV/m)	PK Margin (dB)	Azimuth (Degs)	Height (cm)	Polarity
1	2.327058	59.89	PK-U	32	-49.04	42.85	-	-	88.2	-45.35	1	200	H
	2.326874	48.13	ADR	32	-49.04	31.09	68.2	-37.11	-	-	1	200	H
2	10.138792	57.16	PK-U	37.7	-44.26	50.6	-	-	88.2	-37.6	1	200	H
	10.138197	45.62	ADR	37.7	-44.28	39.04	68.2	-29.16	-	-	1	200	H
3	16.999768	56.78	PK-U	42	-42.84	55.94	-	-	88.2	-32.26	1	101	H
	17.002046	45.35	ADR	42	-42.86	44.49	68.2	-23.71	-	-	1	101	H
4	*2.316293	60.63	PK-U	32	-49.06	43.57	-	-	74	-30.43	1	200	V
	*2.317784	48.05	ADR	32	-49.08	30.97	54	-23.03	-	-	1	200	V
5	10.132863	57.7	PK-U	37.6	-44.21	51.09	-	-	88.2	-37.11	1	101	V
	10.13104	45.68	ADR	37.6	-44.18	39.1	68.2	-29.1	-	-	1	101	V
6	16.952614	56.83	PK-U	42.1	-42.77	56.16	-	-	88.2	-32.04	1	199	V
	16.953268	45.02	ADR	42.1	-42.76	44.36	68.2	-23.84	-	-	1	199	V

* - indicates frequency in CFR47 Pt 15 / IC RSS-Restricted Band
PK-U - U-NII: Maximum Peak
ADR - U-NII AD primary method, RMS average

UL VERIFICATION SERVICES
47173 Benicia Street, Fremont, CA 94538; USA TEL:(510) 319-4000 FAX:(510) 661-0888
This report shall not be reproduced except in full, without the written approval of UL VERIFICATION SERVICES

2TX Antenna 6 + Antenna 5 OFDMA MODE: SU, Single User

HARMONICS AND SPURIOUS EMISSIONS

STRADDLE CHANNEL

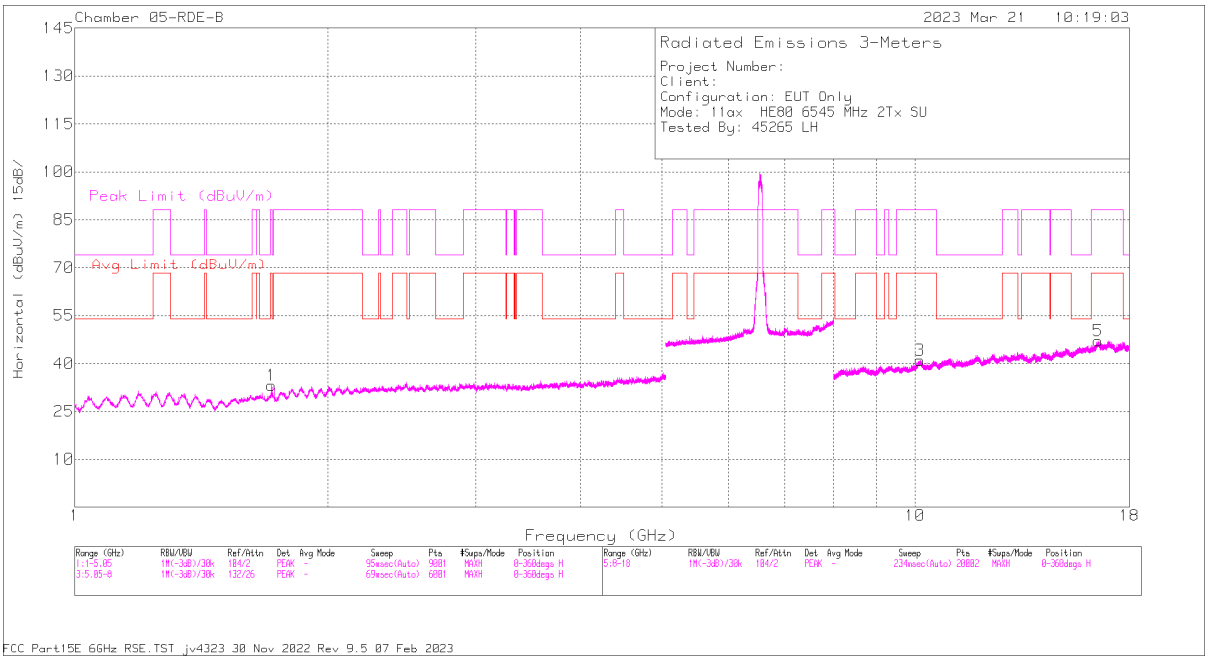

HORIZONTAL

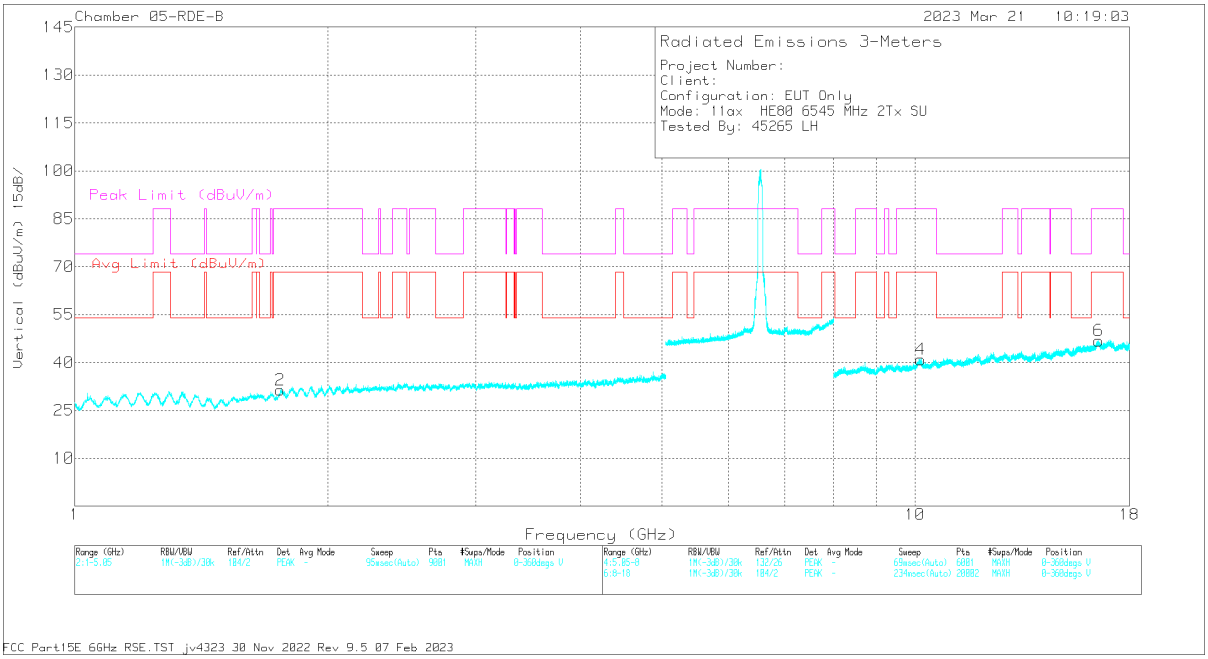

VERTICAL

UL VERIFICATION SERVICES
47173 Benicia Street, Fremont, CA 94538; USA TEL:(510) 319-4000 FAX:(510) 661-0888
This report shall not be reproduced except in full, without the written approval of UL VERIFICATION SERVICES

RADIATED EMISSIONS

Marker	Frequency (GHz)	Meter Reading (dBuV)	Det	Horn Antenna ACF(dB)	Gain/Loss (dB)	Corrected Reading (dBuV/m)	Avg Limit (dBuV/m)	Margin (dB)	Peak Limit (dBuV/m)	PK Margin (dB)	Azimuth (Degs)	Height (cm)	Polarity
1	1.716175	59.75	PK-U	29.6	-48.24	41.11	-	-	88.2	-47.09	0	200	H
	1.716875	47.7	ADR	29.6	-48.22	29.08	68.2	-39.12	-	-	0	200	H
2	1.757673	59.46	PK-U	30.1	-48.54	41.02	-	-	88.2	-47.18	0	101	V
	1.758801	48.05	ADR	30.1	-48.56	29.59	68.2	-38.61	-	-	0	101	V
3	10.141485	57.76	PK-U	37.6	-44.22	51.14	-	-	88.2	-37.06	0	101	H
	10.140465	45.56	ADR	37.6	-44.24	38.92	68.2	-29.28	-	-	0	101	H
4	10.159136	57.12	PK-U	37.7	-44.08	50.74	-	-	88.2	-37.46	0	101	V
	10.157381	45.45	ADR	37.7	-44.09	39.06	68.2	-29.14	-	-	0	101	V
5	16.516643	56.39	PK-U	41.9	-42.09	56.2	-	-	88.2	-32	0	101	H
	16.517066	44.91	ADR	41.9	-42.1	44.71	68.2	-23.49	-	-	0	101	H
5	16.554669	56.15	PK-U	42	-42.41	55.74	-	-	88.2	-32.46	0	101	V
	16.554501	44.68	ADR	42	-42.41	44.27	68.2	-23.93	-	-	0	101	V

* - indicates frequency in CFR47 Pt 15 / IC RSS-Restricted Band
PK-U - U-NII: Maximum Peak
ADR - U-NII AD primary method, RMS average

UL VERIFICATION SERVICES
47173 Benicia Street, Fremont, CA 94538; USA TEL:(510) 319-4000 FAX:(510) 661-0888
This report shall not be reproduced except in full, without the written approval of UL VERIFICATION SERVICES

MID CHANNEL

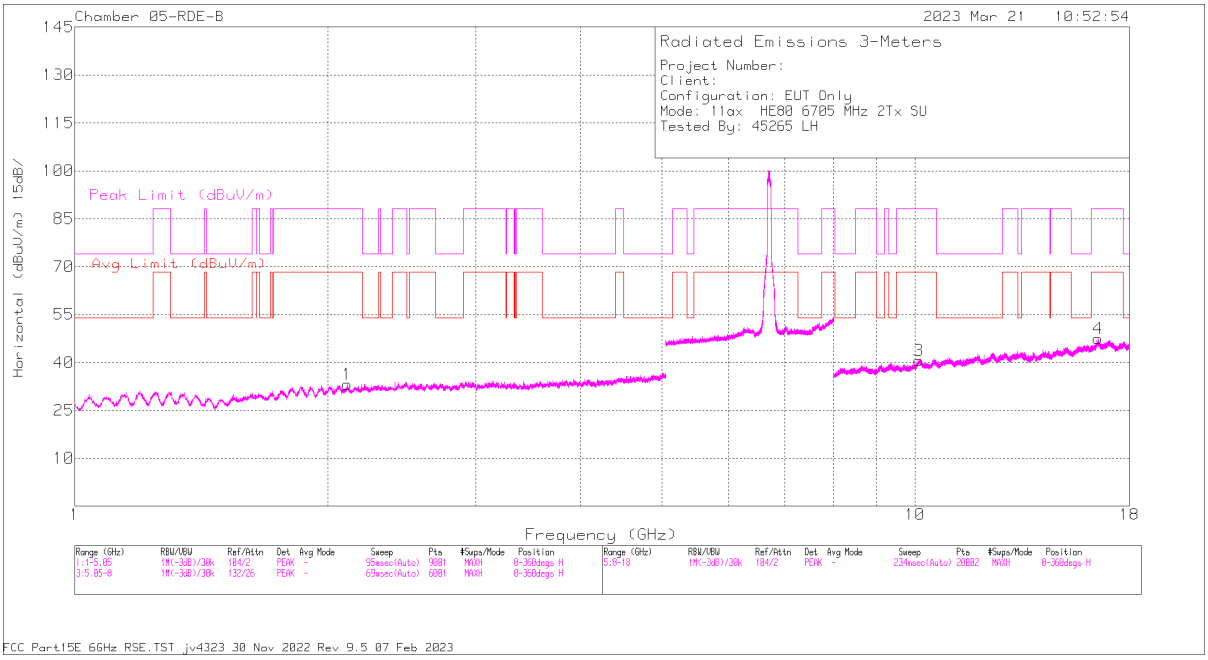

HORIZONTAL

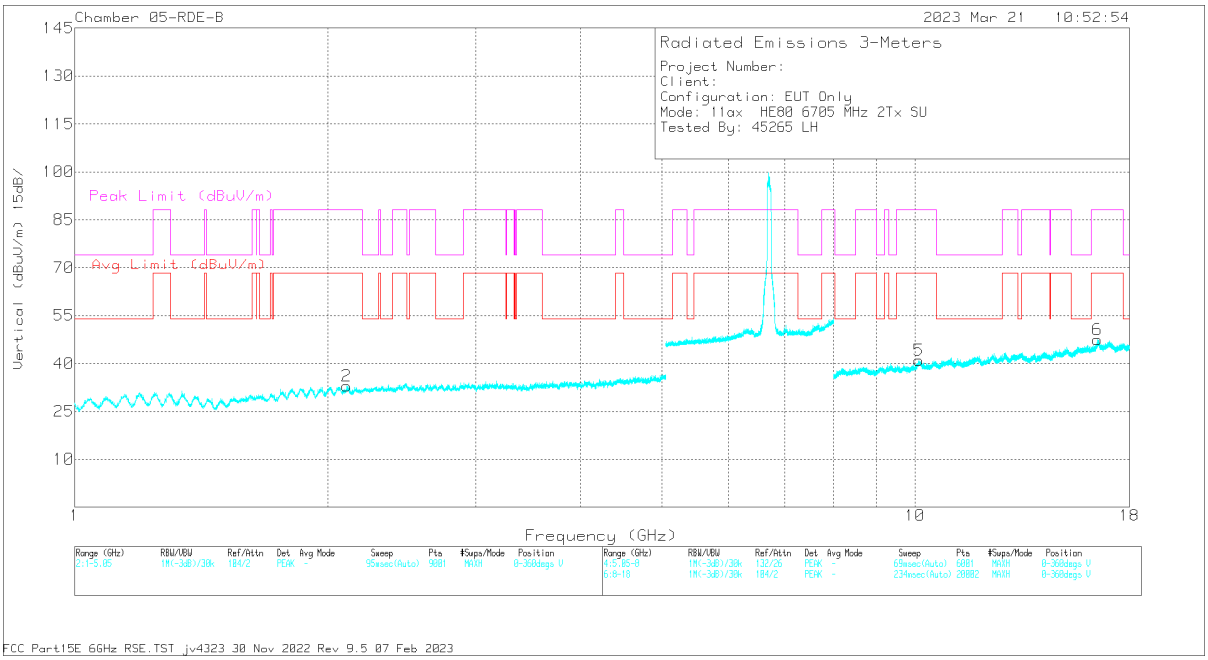

VERTICAL

UL VERIFICATION SERVICES
47173 Benicia Street, Fremont, CA 94538; USA TEL:(510) 319-4000 FAX:(510) 661-0888
This report shall not be reproduced except in full, without the written approval of UL VERIFICATION SERVICES

RADIATED EMISSIONS

Marker	Frequency (GHz)	Meter Reading (dBuV)	Det	Horn Antenna ACF(dB)	Gain/Loss (dB)	Corrected Reading (dBuV/m)	Avg Limit (dBuV/m)	Margin (dB)	Peak Limit (dBuV/m)	PK Margin (dB)	Azimuth (Degs)	Height (cm)	Polarity
1	2.109867	60.68	PK-U	31.6	-48.74	43.54	-	-	88.2	-44.66	1	200	H
	2.110915	48.19	ADR	31.6	-48.76	31.03	68.2	-37.17	-	-	1	200	H
2	2.107906	59.73	PK-U	31.6	-48.69	42.64	-	-	88.2	-45.56	1	101	V
	2.108543	48.21	ADR	31.6	-48.7	31.11	68.2	-37.09	-	-	1	101	V
3	10.097533	57.48	PK-U	37.6	-44.15	50.93	-	-	88.2	-37.27	1	200	H
	10.099237	45.48	ADR	37.6	-44.17	38.91	68.2	-29.29	-	-	1	200	H
4	16.529157	56.01	PK-U	42	-42.15	55.86	-	-	88.2	-32.34	1	101	H
	16.528853	44.53	ADR	42	-42.15	44.38	68.2	-23.82	-	-	1	101	H
5	10.106958	57.16	PK-U	37.6	-44.22	50.54	-	-	88.2	-37.66	1	101	V
	10.105948	45.59	ADR	37.6	-44.2	38.99	68.2	-29.21	-	-	1	101	V
6	16.484488	56.38	PK-U	41.9	-42.11	56.17	-	-	88.2	-32.03	1	101	V
	16.484789	44.85	ADR	41.9	-42.1	44.65	68.2	-23.55	-	-	1	101	V

* - indicates frequency in CFR47 Pt 15 / IC RSS-Restricted Band
PK-U - U-NII: Maximum Peak
ADR - U-NII AD primary method, RMS average

UL VERIFICATION SERVICES
47173 Benicia Street, Fremont, CA 94538; USA TEL:(510) 319-4000 FAX:(510) 661-0888
This report shall not be reproduced except in full, without the written approval of UL VERIFICATION SERVICES

HIGH CHANNEL

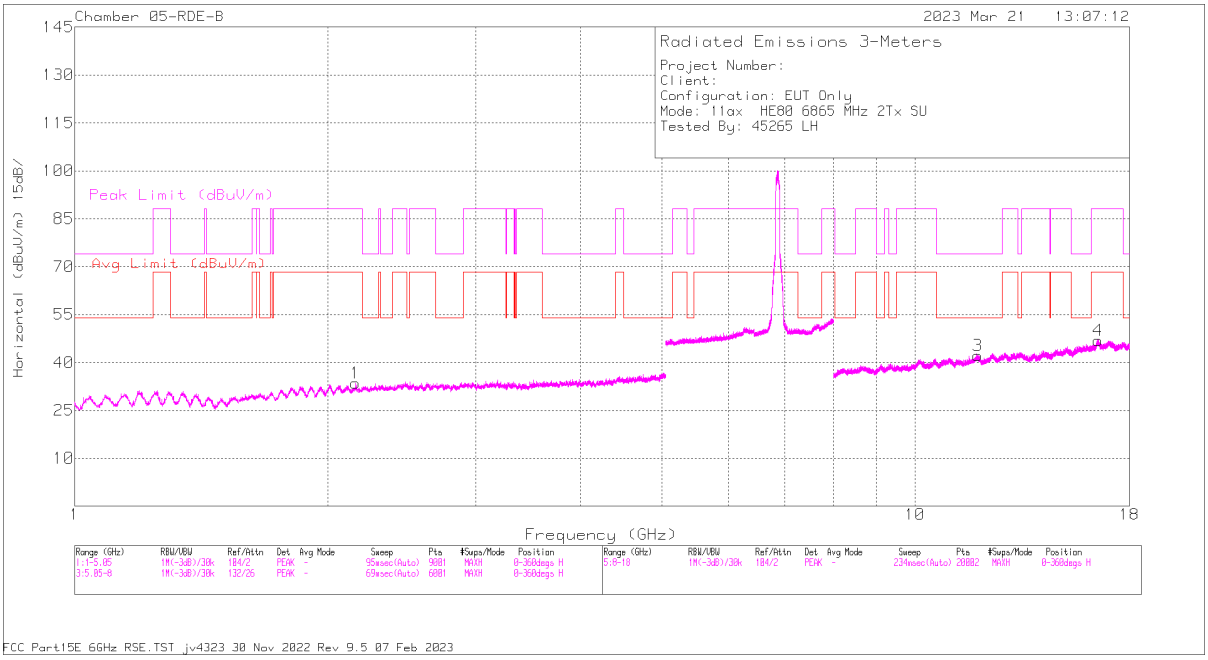

HORIZONTAL

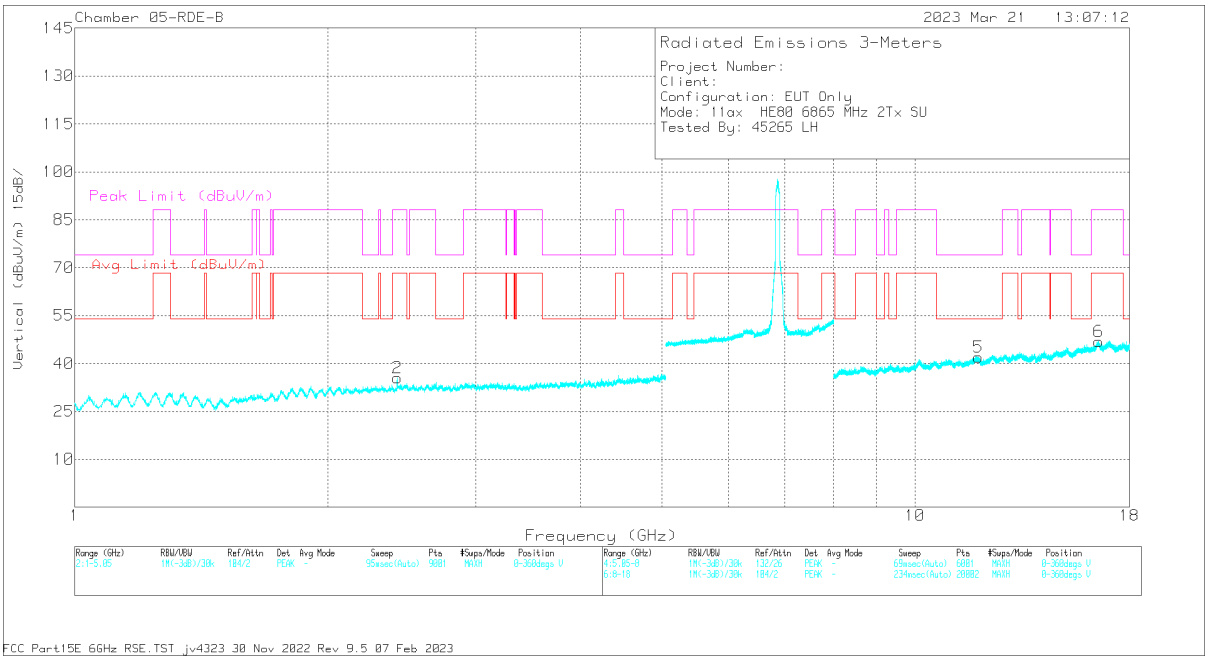

VERTICAL

UL VERIFICATION SERVICES
47173 Benicia Street, Fremont, CA 94538; USA TEL:(510) 319-4000 FAX:(510) 661-0888
This report shall not be reproduced except in full, without the written approval of UL VERIFICATION SERVICES

RADIATED EMISSIONS

Marker	Frequency (GHz)	Meter Reading (dBuV)	Det	Horn Antenna ACF(dB)	Gain/Loss (dB)	Corrected Reading (dBuV/m)	Avg Limit (dBuV/m)	Margin (dB)	Peak Limit (dBuV/m)	PK Margin (dB)	Azimuth (Degs)	Height (cm)	Polarity
1	2.159154	59.81	PK-U	31.7	-48.85	42.66	-	-	88.2	-45.54	0	200	H
	2.158031	48.12	ADR	31.7	-48.88	30.94	68.2	-37.26	-	-	0	200	H
2	2.420656	59.8	PK-U	32.4	-49.09	43.11	-	-	88.2	-45.09	216	292	V
	2.420309	48.14	ADR	32.4	-49.11	31.43	68.2	-36.77	-	-	216	292	V
3	*11.883859	55.26	PK-U	38.9	-42.41	51.75	-	-	74	-22.25	216	101	H
	*11.882819	43.27	ADR	38.9	-42.39	39.78	54	-14.22	-	-	216	101	H
4	16.508225	57.1	PK-U	41.9	-42.1	56.9	-	-	88.2	-31.3	216	101	H
	16.507301	45.01	ADR	41.9	-42.1	44.81	68.2	-23.39	-	-	216	101	H
5	*11.890124	54.67	PK-U	39	-42.4	51.27	-	-	74	-22.73	216	198	V
	*11.888517	43.25	ADR	39	-42.42	39.83	54	-14.17	-	-	216	198	V
6	16.541174	56.55	PK-U	42	-42.27	56.28	-	-	88.2	-31.92	216	198	V
	16.540734	44.77	ADR	42	-42.26	44.51	68.2	-23.69	-	-	216	198	V

* - indicates frequency in CFR47 Pt 15 / IC RSS-Restricted Band
PK-U - U-NII: Maximum Peak
ADR - U-NII AD primary method, RMS average

UL VERIFICATION SERVICES
47173 Benicia Street, Fremont, CA 94538; USA TEL:(510) 319-4000 FAX:(510) 661-0888
This report shall not be reproduced except in full, without the written approval of UL VERIFICATION SERVICES

1.1.11. TX ABOVE 1 GHz 802.11ax HE160 MODE IN THE UNII-7 BAND

2TX Antenna 6 + Antenna 5 OFDMA MODE: 26-Tone, RU Index 0

HARMONICS AND SPURIOUS EMISSIONS

MID CHANNEL

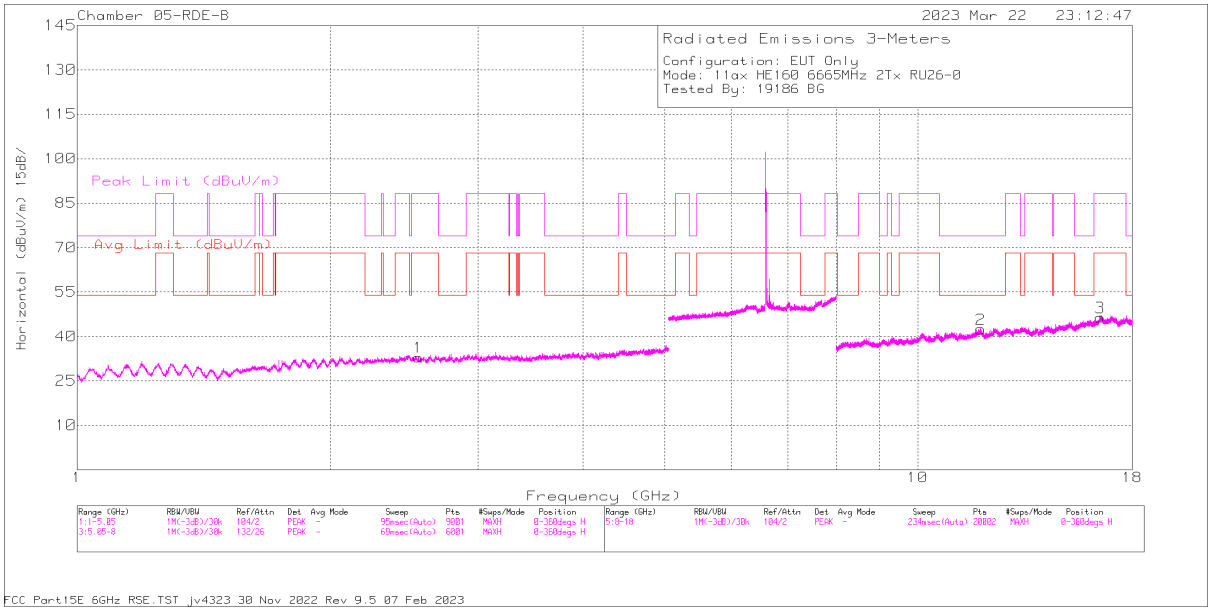

HORIZONTAL

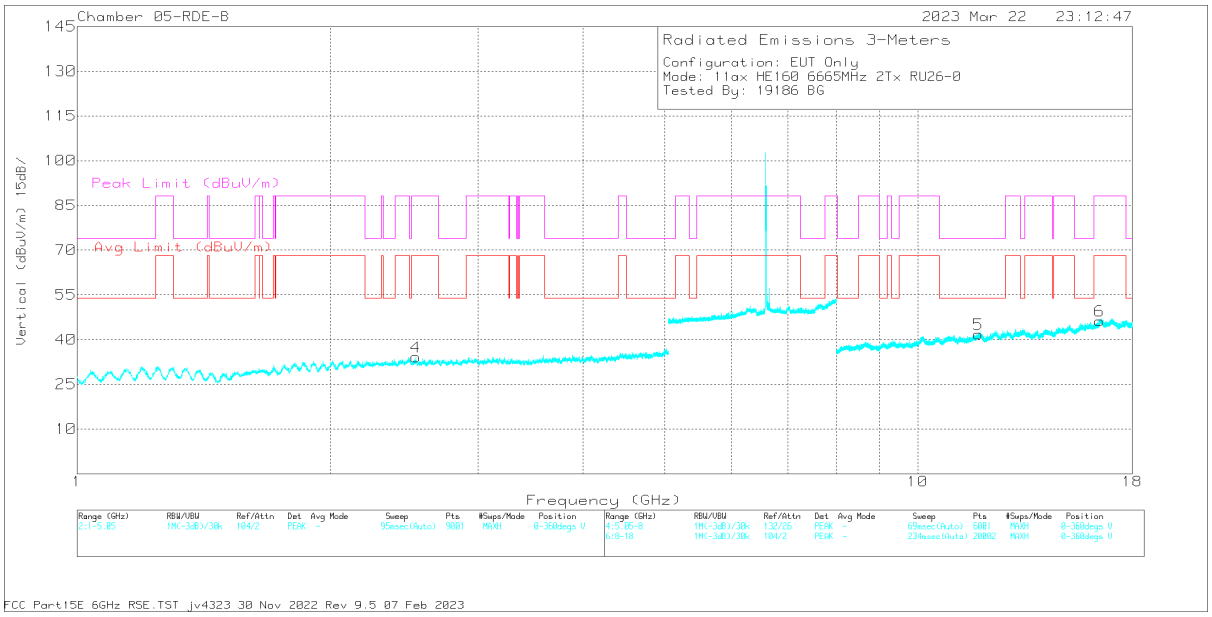

VERTICAL

UL VERIFICATION SERVICES
47173 Benicia Street, Fremont, CA 94538; USA TEL:(510) 319-4000 FAX:(510) 661-0888
This report shall not be reproduced except in full, without the written approval of UL VERIFICATION SERVICES

RADIATED EMISSIONS

Marker	Frequency (GHz)	Meter Reading (dBuV)	Det	Horn Antenna ACF(dB)	Gain/Loss (dB)	Corrected Reading (dBuV/m)	Avg Limit (dBuV/m)	Margin (dB)	Peak Limit (dBuV/m)	PK Margin (dB)	Azimuth (Degs)	Height (cm)	Polarity
1	2.547075	59.1	PK-U	32.7	-48.54	43.26	-	-	88.2	-44.94	0	198	H
	2.545158	46.76	ADR	32.7	-48.51	30.95	68.2	-37.25	-	-	0	198	H
2	*11.885121	55.15	PK-U	38.9	-42.41	51.64	-	-	74	-22.36	0	101	H
	*11.883128	43.3	ADR	38.9	-42.39	39.81	54	-14.19	-	-	0	101	H
3	16.485721	56.71	PK-U	41.9	-42.09	56.52	-	-	88.2	-31.68	0	200	H
	16.485981	44.78	ADR	41.9	-42.09	44.59	68.2	-23.61	-	-	0	200	H
4	2.527333	59.17	PK-U	32.6	-48.55	43.22	-	-	88.2	-44.98	0	101	V
	2.529459	47.69	ADR	32.6	-48.56	31.73	68.2	-36.47	-	-	0	101	V
5	*11.80823	55.44	PK-U	38.9	-42.63	51.71	-	-	74	-22.29	0	200	V
	*11.80686	43.83	ADR	38.9	-42.64	40.09	54	-13.91	-	-	0	200	V
6	16.458399	56.33	PK-U	41.8	-42.03	56.1	-	-	88.2	-32.1	0	101	V
	16.459993	44.97	ADR	41.8	-42.02	44.75	68.2	-23.45	-	-	0	101	V

* - indicates frequency in CFR47 Pt 15 / IC RSS-Restricted Band
PK-U - U-NII: Maximum Peak
ADR - U-NII AD primary method, RMS average

UL VERIFICATION SERVICES
47173 Benicia Street, Fremont, CA 94538; USA TEL:(510) 319-4000 FAX:(510) 661-0888
This report shall not be reproduced except in full, without the written approval of UL VERIFICATION SERVICES

STRADDLE CHANNEL

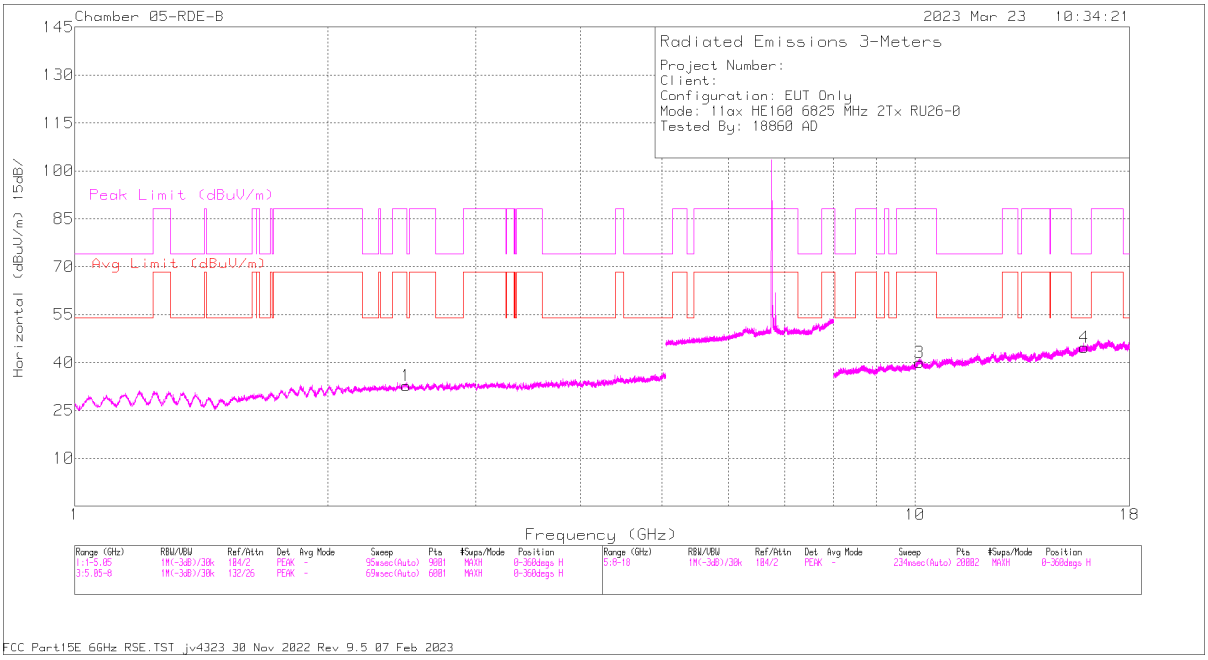

HORIZONTAL

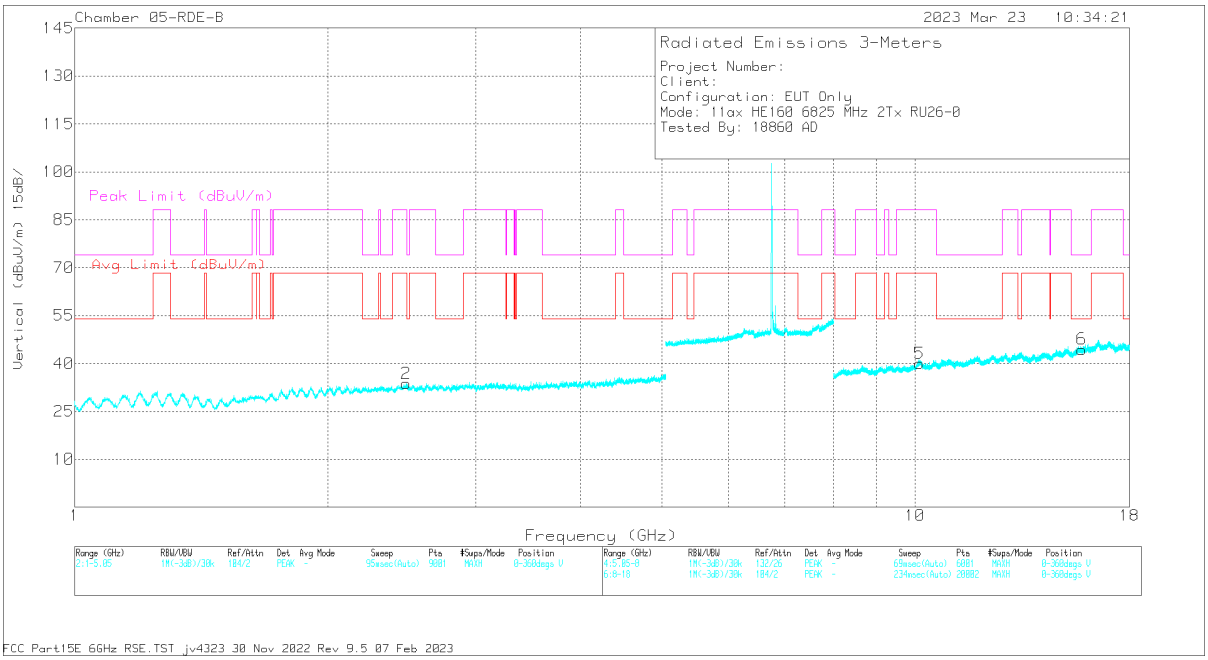

VERTICAL

UL VERIFICATION SERVICES
47173 Benicia Street, Fremont, CA 94538; USA TEL:(510) 319-4000 FAX:(510) 661-0888
This report shall not be reproduced except in full, without the written approval of UL VERIFICATION SERVICES

RADIATED EMISSIONS

Marker	Frequency (GHz)	Meter Reading (dBuV)	Det	Horn Antenna ACF(dB)	Gain/Loss (dB)	Corrected Reading (dBuV/m)	Avg Limit (dBuV/m)	Margin (dB)	Peak Limit (dBuV/m)	PK Margin (dB)	Azimuth (Degs)	Height (cm)	Polarity
1	2.480728	59.68	PK-U	32.6	-48.78	43.5	-	-	88.2	-44.7	1	101	H
	2.479348	48.27	ADR	32.6	-48.81	32.06	68.2	-36.14	-	-	1	101	H
2	2.47951	59.59	PK-U	32.6	-48.8	43.39	-	-	88.2	-44.81	1	101	V
	2.481465	48.19	ADR	32.6	-48.76	32.03	68.2	-36.17	-	-	1	101	V
3	10.123819	57.48	PK-U	37.6	-44.15	50.93	-	-	88.2	-37.27	1	101	H
	10.123003	45.79	ADR	37.6	-44.17	39.22	68.2	-28.98	-	-	1	101	H
4	*15.905804	57.45	PK-U	41.1	-43.51	55.04	-	-	74	-18.96	1	101	H
	*15.90476	46.02	ADR	41.1	-43.5	43.62	54	-10.38	-	-			
5	10.124547	57.23	PK-U	37.6	-44.14	50.69	-	-	88.2	-37.51	1	101	V
	10.125502	45.6	ADR	37.6	-44.12	39.08	68.2	-29.12	-	-	1	101	V
6	*15.794965	57.08	PK-U	41	-43.83	54.25	-	-	74	-19.75	1	200	V
	*15.797514	45.89	ADR	41	-43.77	43.12	54	-10.88	-	-			

* - indicates frequency in CFR47 Pt 15 / IC RSS-Restricted Band
PK-U - U-NII: Maximum Peak
ADR - U-NII AD primary method, RMS average

UL VERIFICATION SERVICES
47173 Benicia Street, Fremont, CA 94538; USA TEL:(510) 319-4000 FAX:(510) 661-0888
This report shall not be reproduced except in full, without the written approval of UL VERIFICATION SERVICES

2TX Antenna 6 + Antenna 5 OFDMA MODE: SU, Single User

HARMONICS AND SPURIOUS EMISSIONS

MID CHANNEL

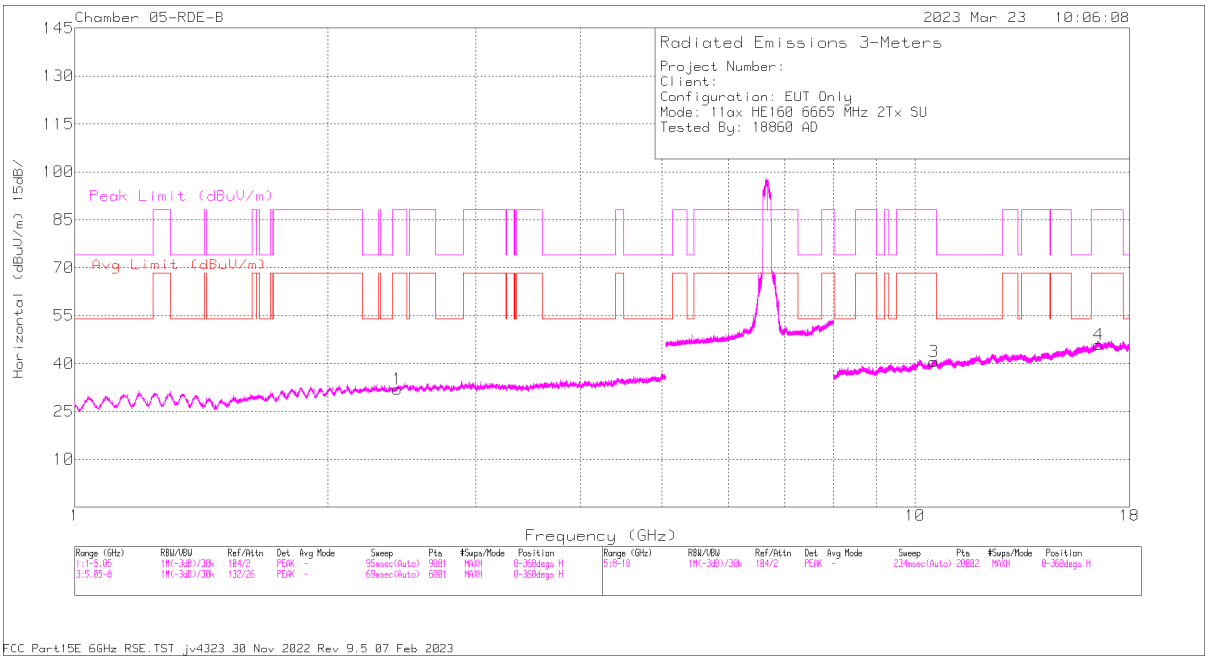

HORIZONTAL

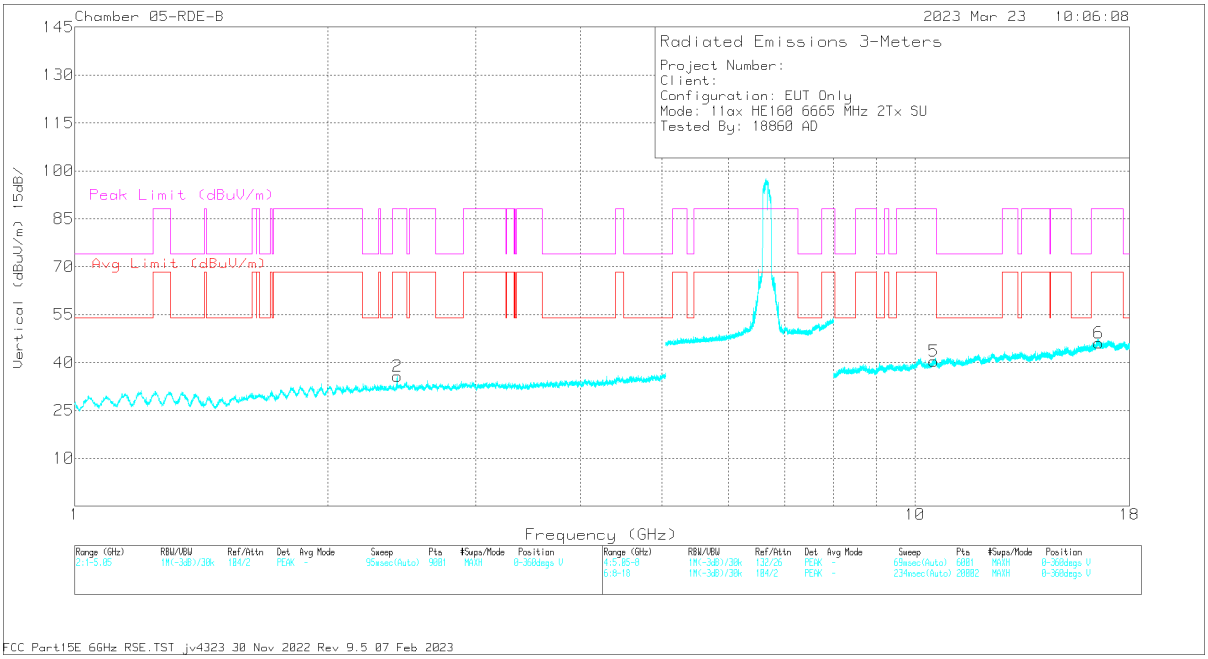

VERTICAL

UL VERIFICATION SERVICES
47173 Benicia Street, Fremont, CA 94538; USA TEL:(510) 319-4000 FAX:(510) 661-0888
This report shall not be reproduced except in full, without the written approval of UL VERIFICATION SERVICES

RADIATED EMISSIONS

Marker	Frequency (GHz)	Meter Reading (dBuV)	Det	Horn Antenna ACF(dB)	DCCF (dB)	Gain/Loss (dB)	Corrected Reading (dBuV/m)	Avg Limit (dBuV/m)	Margin (dB)	Peak Limit (dBuV/m)	PK Margin (dB)	Azimuth (Degs)	Height (cm)	Polarity
1	2.42096	59.7	PK-U	32.4	0	-49.08	43.02	-	-	88.2	-45.18	1	101	H
	2.42086	48.16	ADR	32.4	0.1	-49.09	31.57	68.2	-36.63	-	-	1	101	H
2	2.41964	61.33	PK-U	32.4	0	-49.14	44.59	-	-	88.2	-43.61	1	200	V
	2.41906	48.18	ADR	32.4	0.1	-49.17	31.51	68.2	-36.69	-	-	1	200	V
3	10.5316	55.84	PK-U	38	0	-43.65	50.19	-	-	88.2	-38.01	1	101	H
	10.534	44.52	ADR	38	0.1	-43.74	38.88	68.2	-29.32	-	-	1	101	H
4	16.5477	56.28	PK-U	42	0	-42.33	55.95	-	-	88.2	-32.25	1	101	H
	16.545	44.61	ADR	42	0.1	-42.32	44.39	68.2	-23.81	-	-	1	101	H
5	10.5308	57	PK-U	38	0	-43.66	51.34	-	-	88.2	-36.86	1	101	V
	10.5327	44.55	ADR	38	0.1	-43.68	38.97	68.2	-29.23	-	-	1	101	V
6	16.5454	56.36	PK-U	42	0	-42.31	56.05	-	-	88.2	-32.15	1	101	V
	16.5471	44.65	ADR	42	0.1	-42.32	44.43	68.2	-23.77	-	-	1	101	V

* - indicates frequency in CFR47 Pt 15 / IC RSS-Restricted Band
PK-U - U-NII: Maximum Peak
ADR - U-NII AD primary method, RMS average

UL VERIFICATION SERVICES
47173 Benicia Street, Fremont, CA 94538; USA TEL:(510) 319-4000 FAX:(510) 661-0888
This report shall not be reproduced except in full, without the written approval of UL VERIFICATION SERVICES

STRADDLE CHANNEL

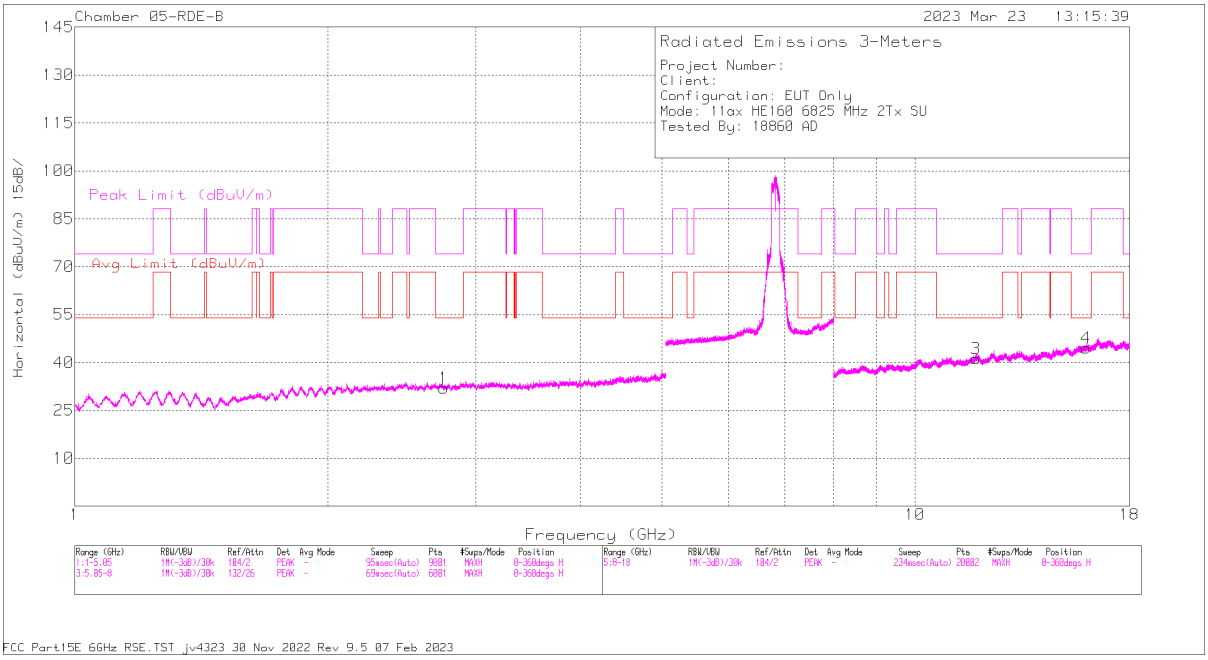

HORIZONTAL

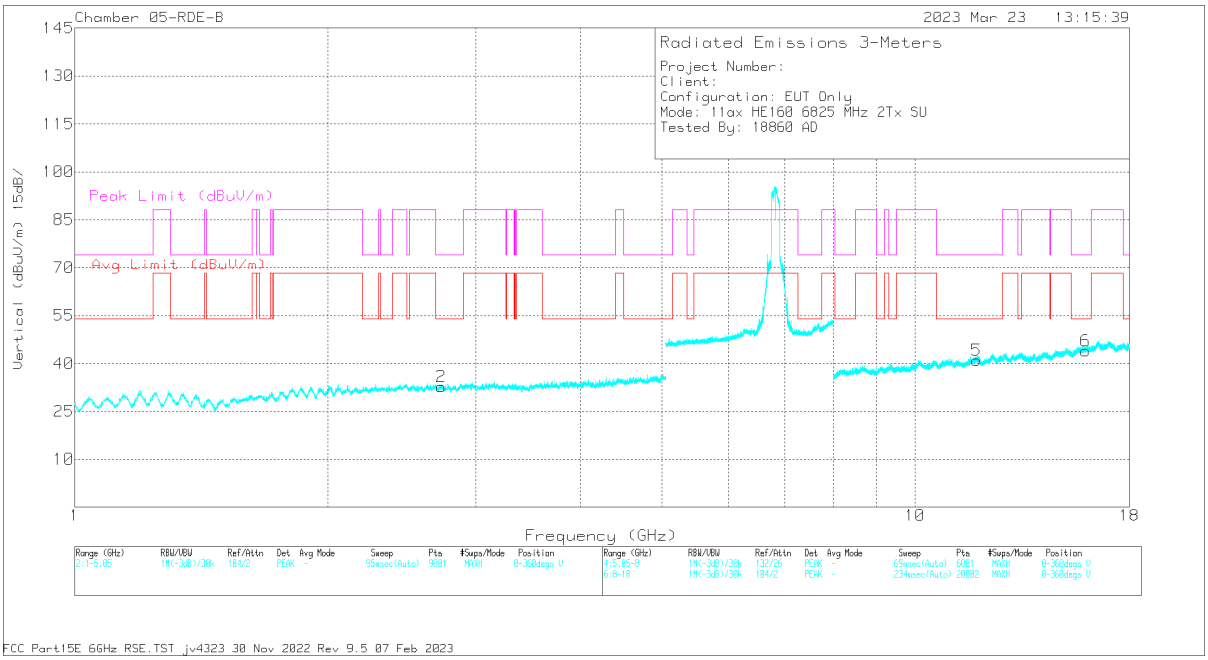

VERTICAL

UL VERIFICATION SERVICES
47173 Benicia Street, Fremont, CA 94538; USA TEL:(510) 319-4000 FAX:(510) 661-0888
This report shall not be reproduced except in full, without the written approval of UL VERIFICATION SERVICES

RADIATED EMISSIONS

Marker	Frequency (GHz)	Meter Reading (dBuV)	Det	Horn Antenna ACF(dB)	DCCF (dB)	Gain/Loss (dB)	Corrected Reading (dBuV/m)	Avg Limit (dBuV/m)	Margin (dB)	Peak Limit (dBuV/m)	PK Margin (dB)	Azimuth (Degs)	Height (cm)	Polarity
1	2.74828	58.04	PK-U	32.5	0	-48.23	42.31	-	-	88.2	-45.89	1	101	H
	2.74968	46.72	ADR	32.5	0.1	-48.21	31.11	68.2	-37.09	-	-	1	101	H
2	2.7287	59.33	PK-U	32.6	0	-48.37	43.56	-	-	88.2	-44.64	1	200	V
	2.72934	47.34	ADR	32.5	0.1	-48.37	31.57	68.2	-36.63	-	-	1	200	V
3	*11.818494	54.81	PK-U	38.9	0	-42.52	51.19	-	-	74	-22.81	1	200	H
	*11.815746	43.67	ADR	38.9	0.1	-42.56	40.11	54	-13.89	-	-	1	200	H
4	*15.987523	56.53	PK-U	41.3	0	-43.11	54.72	-	-	74	-19.28	1	200	H
	*15.987704	45.21	ADR	41.3	0.1	-43.11	43.5	54	-10.5	-	-	1	200	H
5	*11.83636	54.91	PK-U	38.9	0	-42.48	51.33	-	-	74	-22.67	1	200	V
	*11.836489	43.67	ADR	38.9	0.1	-42.48	40.19	54	-13.81	-	-	1	200	V
6	*15.960658	57.03	PK-U	41.2	0	-43.36	54.87	-	-	74	-19.13	1	200	V
	*15.958451	45.43	ADR	41.2	0.1	-43.35	43.38	54	-10.62	-	-	1	200	V

* - indicates frequency in CFR47 Pt 15 / IC RSS-Restricted Band
PK-U - U-NII: Maximum Peak
ADR - U-NII AD primary method, RMS average

UL VERIFICATION SERVICES
47173 Benicia Street, Fremont, CA 94538; USA TEL:(510) 319-4000 FAX:(510) 661-0888
This report shall not be reproduced except in full, without the written approval of UL VERIFICATION SERVICES

1.1.12. TX ABOVE 1 GHz 802.11ax HE20 MODE IN THE UNII-8 BAND

1TX Antenna 6 MODE: 26-Tone, RU Index 8

BANDEDGE (HIGH CHANNEL)

HORIZONTAL RESULT

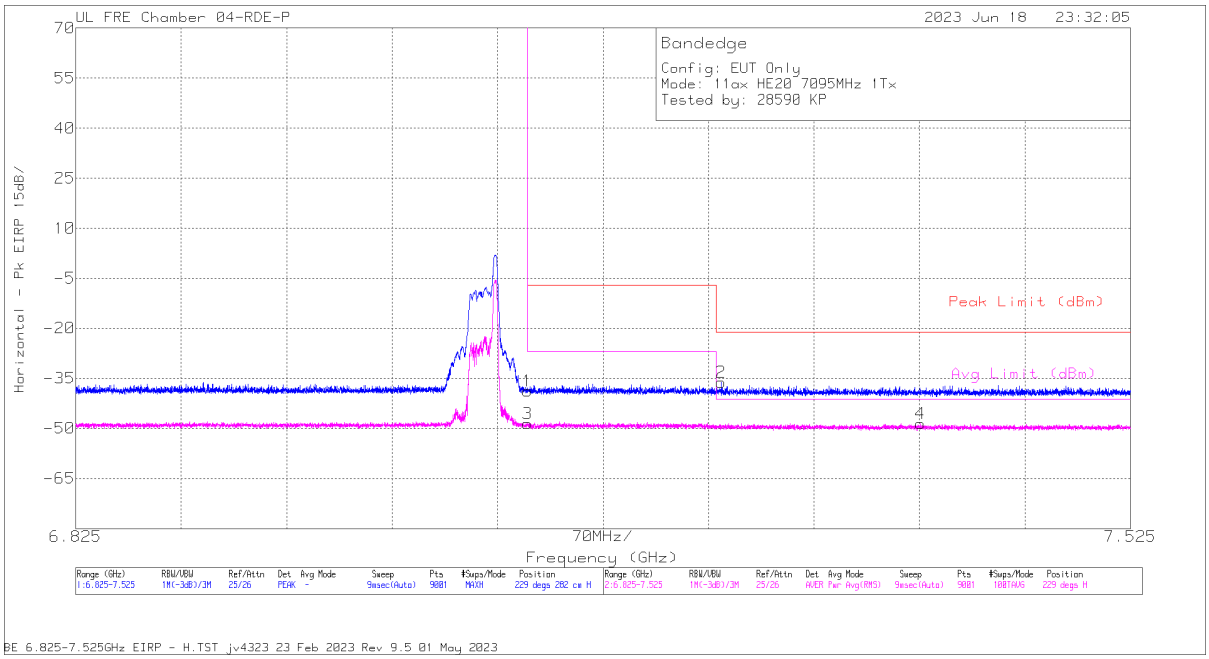

Marker	Frequency (GHz)	Meter Reading (dBm)	Det	222740 ACF(dB) - 3mH	Conversion Factor (dB)	DCCF (dB)	Gain/Loss (dB)	Corrected Reading EIRP	Peak Limit (dBm)	PK Margin (dB)	Avg Limit (dBm)	RMS Margin (dB)	Azimuth (Degs)	Height (cm)	Polarity
1	7.125	-50.32	Pk	35.6	11.8	0	-35.85	-38.77	-7	-31.77	-	-	229	282	H
2	7.253479	-47.61	Pk	35.7	11.8	0	-36.12	-36.23	-21.2	-15.03	-	-	229	282	H
3	7.125	-60.67	RMS	35.6	11.8	.49	-35.85	-48.63	-	-	-27	-21.63	229	282	H
4	7.385546	-60.18	RMS	35.7	11.8	.49	-36.32	-48.51	-	-	-41.2	-7.31	229	282	H

Pk - Peak detector
RMS - RMS detection

UL VERIFICATION SERVICES
47173 Benicia Street, Fremont, CA 94538; USA TEL:(510) 319-4000 FAX:(510) 661-0888
This report shall not be reproduced except in full, without the written approval of UL VERIFICATION SERVICES

VERTICAL RESULT

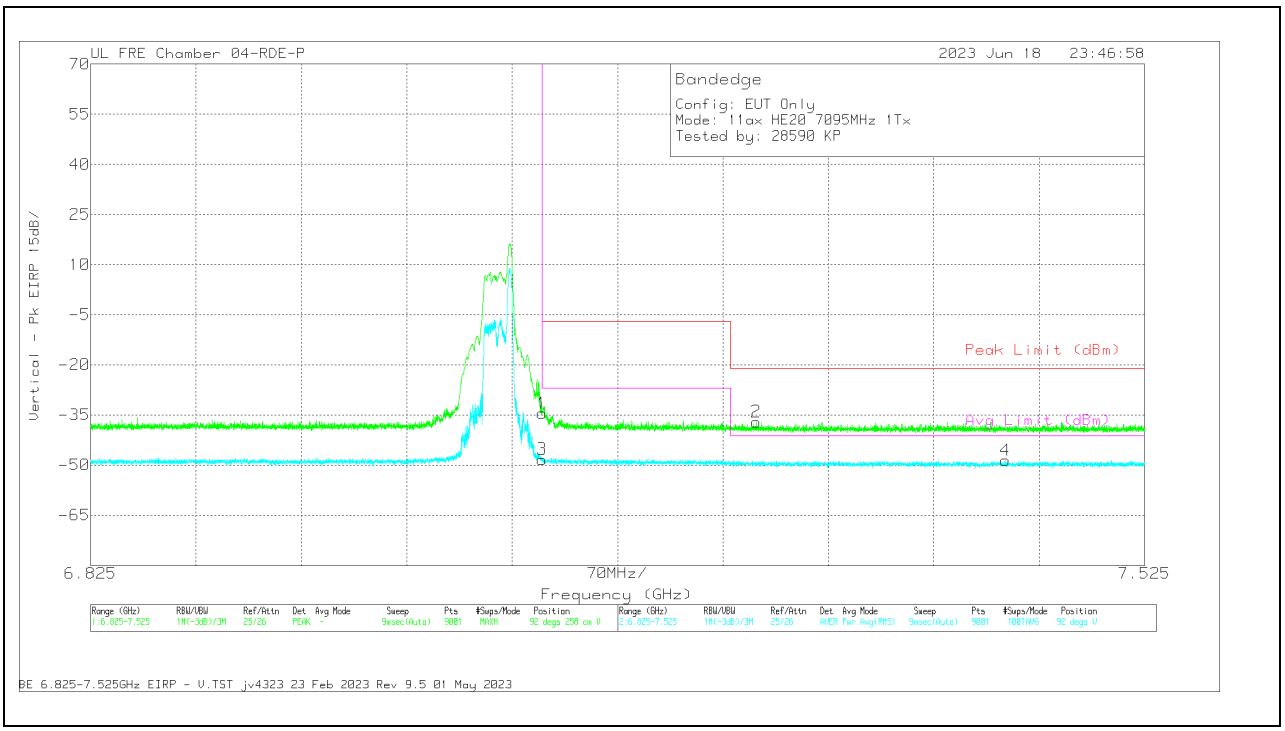

Marker	Frequency (GHz)	Meter Reading (dBm)	Det	222740 ACF(dB) - 3mH	Conversion Factor (dB)	DCCF (dB)	Gain/Loss (dB)	Corrected Reading EIRP	Peak Limit (dBm)	PK Margin (dB)	Avg Limit (dBm)	RMS Margin (dB)	Azimuth (Degs)	Height (cm)	Polarity
1	7.125	-46.03	Pk	35.6	11.8	0	-35.85	-34.48	-7	-27.48	-	-	92	258	V
2	7.267012	-48.37	Pk	35.7	11.8	0	-36.14	-37.01	-21.2	-15.81	-	-	92	258	V
3	7.125	-60.31	RMS	35.6	11.8	.49	-35.85	-48.27	-	-	-27	-21.27	92	258	V
4	7.43268	-60.15	RMS	35.7	11.8	.49	-36.44	-48.6	-	-	-41.2	-7.4	92	258	V

Pk - Peak detector
RMS - RMS detection

UL VERIFICATION SERVICES
47173 Benicia Street, Fremont, CA 94538; USA TEL:(510) 319-4000 FAX:(510) 661-0888
This report shall not be reproduced except in full, without the written approval of UL VERIFICATION SERVICES

1TX Antenna 6 MODE: SU, Single User

BANDEDGE (HIGH CHANNEL)

HORIZONTAL RESULT

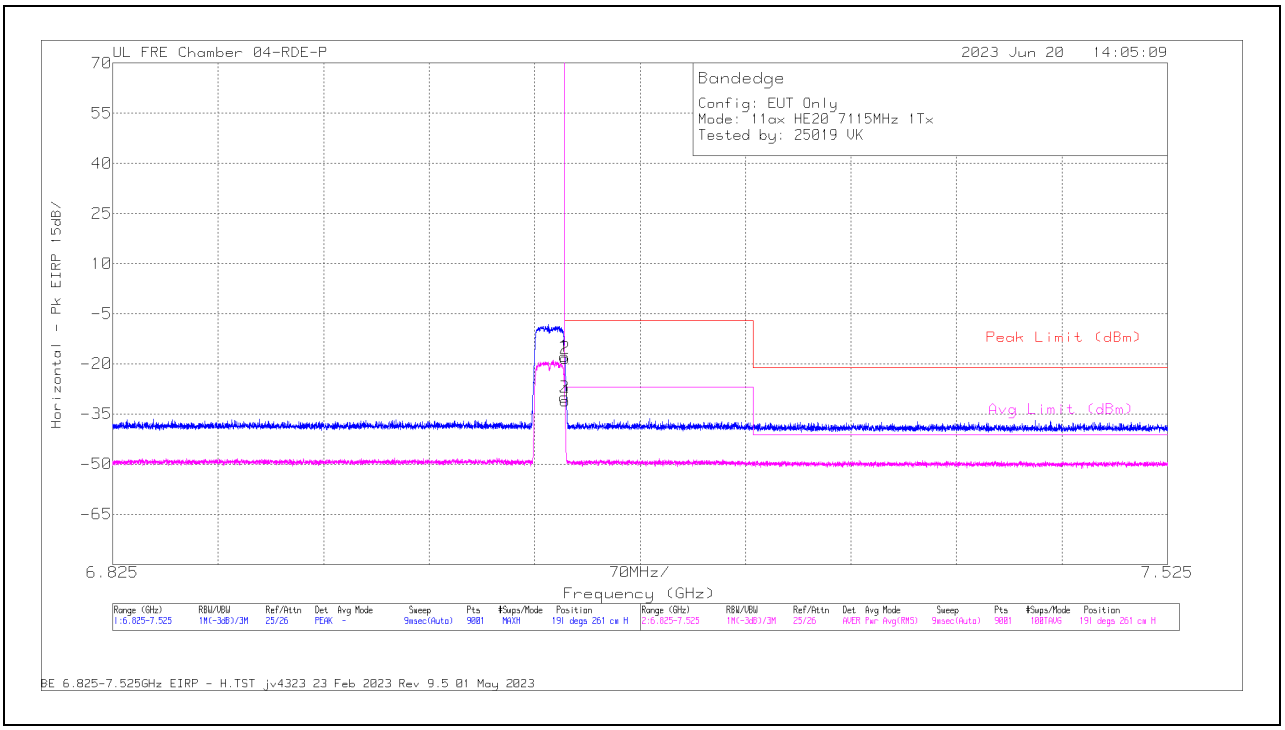

Marker	Frequency (GHz)	Meter Reading (dBm)	Det	222740 ACF(dB) - 3mH	Conversion Factor (dB)	DCCF (dB)	Gain/Loss (dB)	Corrected Reading EIRP	Peak Limit (dBm)	PK Margin (dB)	Avg Limit (dBm)	RMS Margin (dB)	Azimuth (Degs)	Height (cm)	Polarity
1	7.125	-29.37	Pk	35.6	11.8	0	-35.85	-17.82	-7	-10.82	-	-	191	261	H
3	7.125	-41.7	RMS	35.6	11.8	0.39	-35.85	-29.76	-	-	-27	-2.76	191	261	H
2	7.12507	-29.8	Pk	35.6	11.8	0	-35.85	-18.25	-7	-11.25	-	-	191	261	H
4	7.12507	-42.82	RMS	35.6	11.8	0.39	-35.85	-30.88	-	-	-27	-3.88	191	261	H

Pk - Peak detector
RMS - RMS detection

UL VERIFICATION SERVICES
47173 Benicia Street, Fremont, CA 94538; USA TEL:(510) 319-4000 FAX:(510) 661-0888
This report shall not be reproduced except in full, without the written approval of UL VERIFICATION SERVICES

VERTICAL RESULT

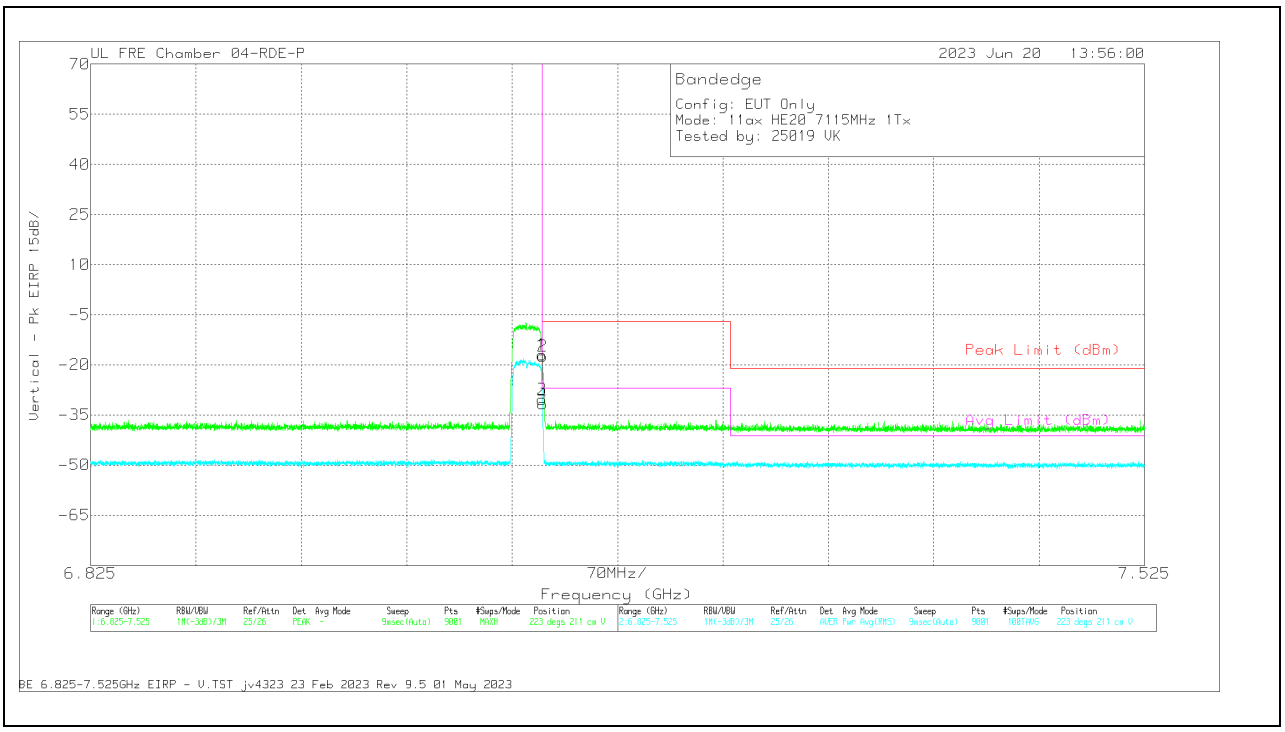

Marker	Frequency (GHz)	Meter Reading (dBm)	Det	222740 ACF(dB) - 3mH	Conversion Factor (dB)	DCCF (dB)	Gain/Loss (dB)	Corrected Reading EIRP	Peak Limit (dBm)	PK Margin (dB)	Avg Limit (dBm)	RMS Margin (dB)	Azimuth (Degs)	Height (cm)	Polarity
1	7.125	-28.5	Pk	35.6	11.8	0	-35.85	-16.95	-7	-9.95	-	-	223	211	V
3	7.125	-42.01	RMS	35.6	11.8	0.39	-35.85	-30.07	-	-	-27	-3.07	223	211	V
2	7.12507	-28.95	Pk	35.6	11.8	0	-35.85	-17.4	-7	-10.4	-	-	223	211	V
4	7.12507	-43.34	RMS	35.6	11.8	0.39	-35.85	-31.4	-	-	-27	-4.4	223	211	V

Pk - Peak detector
RMS - RMS detection

UL VERIFICATION SERVICES
47173 Benicia Street, Fremont, CA 94538; USA TEL:(510) 319-4000 FAX:(510) 661-0888
This report shall not be reproduced except in full, without the written approval of UL VERIFICATION SERVICES

1TX Antenna 5 MODE: 26-Tone, RU Index 8

BANDEDGE (HIGH CHANNEL)

HORIZONTAL RESULT

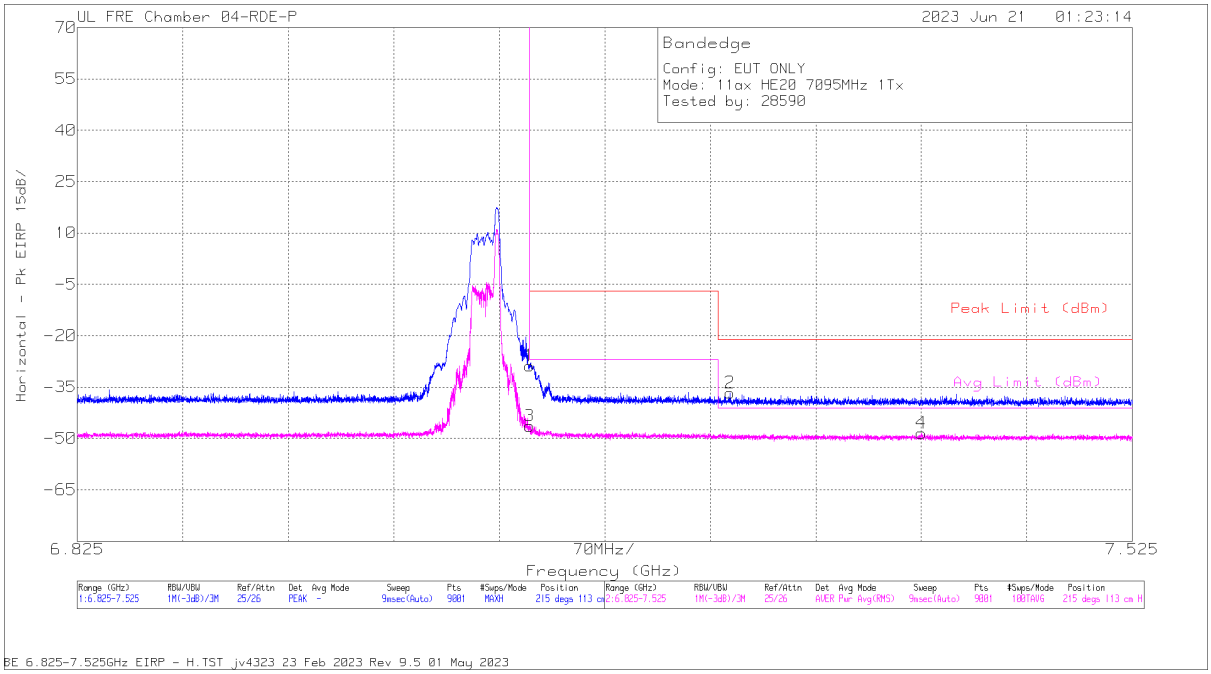

Marker	Frequency (GHz)	Meter Reading (dBm)	Det	222740 ACF(dB) - 3mH	Conversion Factor (dB)	DCCF (dB)	Gain/Loss (dB)	Corrected Reading EIRP	Peak Limit (dBm)	PK Margin (dB)	Avg Limit (dBm)	RMS Margin (dB)	Azimuth (Degs)	Height (cm)	Polarity
1	7.125	-40.35	Pk	35.6	11.8	0	-35.85	-28.8	-7	-21.8	-	-	215	113	H
2	7.258068	-48.08	Pk	35.7	11.8	0	-36.14	-36.72	-21.2	-15.52	-	-	215	113	H
3	7.125	-58.43	RMS	35.6	11.8	.49	-35.85	-46.39	-	-	-27	-19.39	215	113	H
4	7.385079	-60.15	RMS	35.7	11.8	.49	-36.3	-48.46	-	-	-41.2	-7.26	215	113	H

Pk - Peak detector
RMS - RMS detection

UL VERIFICATION SERVICES
47173 Benicia Street, Fremont, CA 94538; USA TEL:(510) 319-4000 FAX:(510) 661-0888
This report shall not be reproduced except in full, without the written approval of UL VERIFICATION SERVICES

VERTICAL RESULT

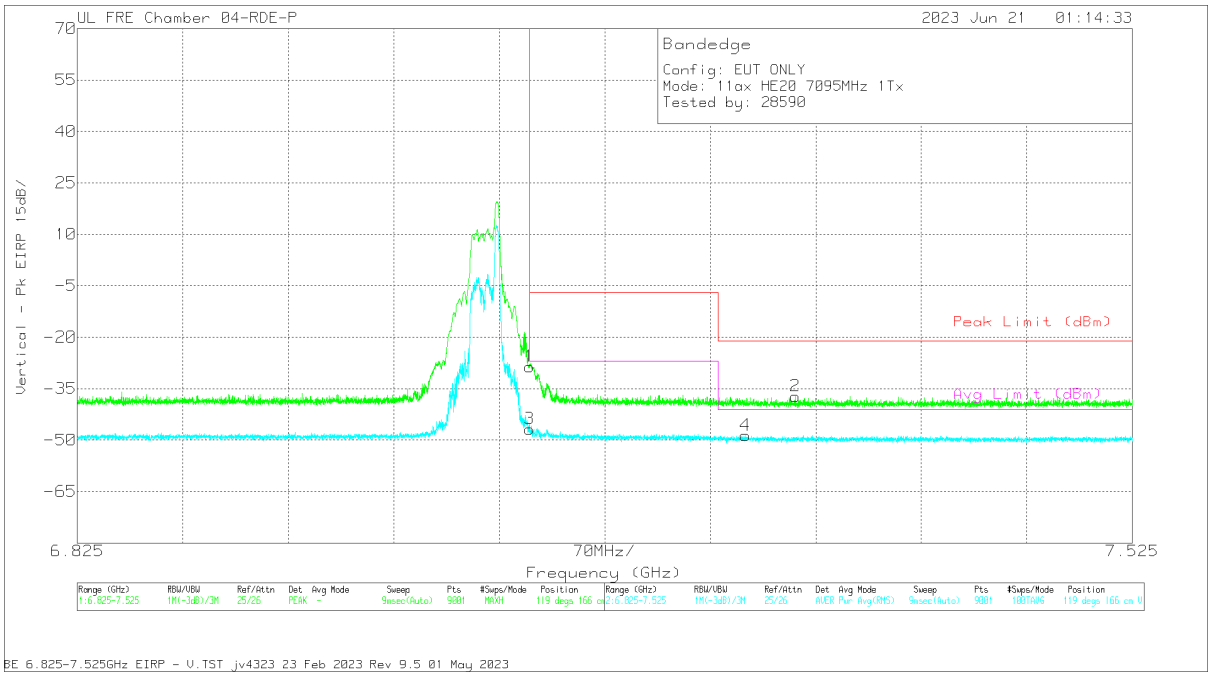

Marker	Frequency (GHz)	Meter Reading (dBm)	Det	222740 ACF(dB) - 3mH	Conversion Factor (dB)	DCCF (dB)	Gain/Loss (dB)	Corrected Reading EIRP	Peak Limit (dBm)	PK Margin (dB)	Avg Limit (dBm)	RMS Margin (dB)	Azimuth (Degs)	Height (cm)	Polarity
1	7.125	-40.13	Pk	35.6	11.8	0	-35.85	-28.58	-7	-21.58	-	-	119	166	V
2	7.301468	-48.5	Pk	35.7	11.8	0	-36.21	-37.21	-21.2	-16.01	-	-	119	166	V
3	7.125	-58.83	RMS	35.6	11.8	.49	-35.85	-46.79	-	-	-27	-19.79	119	166	V
4	7.268335	-60.52	RMS	35.7	11.8	.49	-36.14	-48.67	-	-	-41.2	-7.47	119	166	V

Pk - Peak detector
RMS - RMS detection

UL VERIFICATION SERVICES
47173 Benicia Street, Fremont, CA 94538; USA TEL:(510) 319-4000 FAX:(510) 661-0888
This report shall not be reproduced except in full, without the written approval of UL VERIFICATION SERVICES

1TX Antenna 5 MODE: SU, Single User

BANDEDGE (HIGH CHANNEL)

HORIZONTAL RESULT

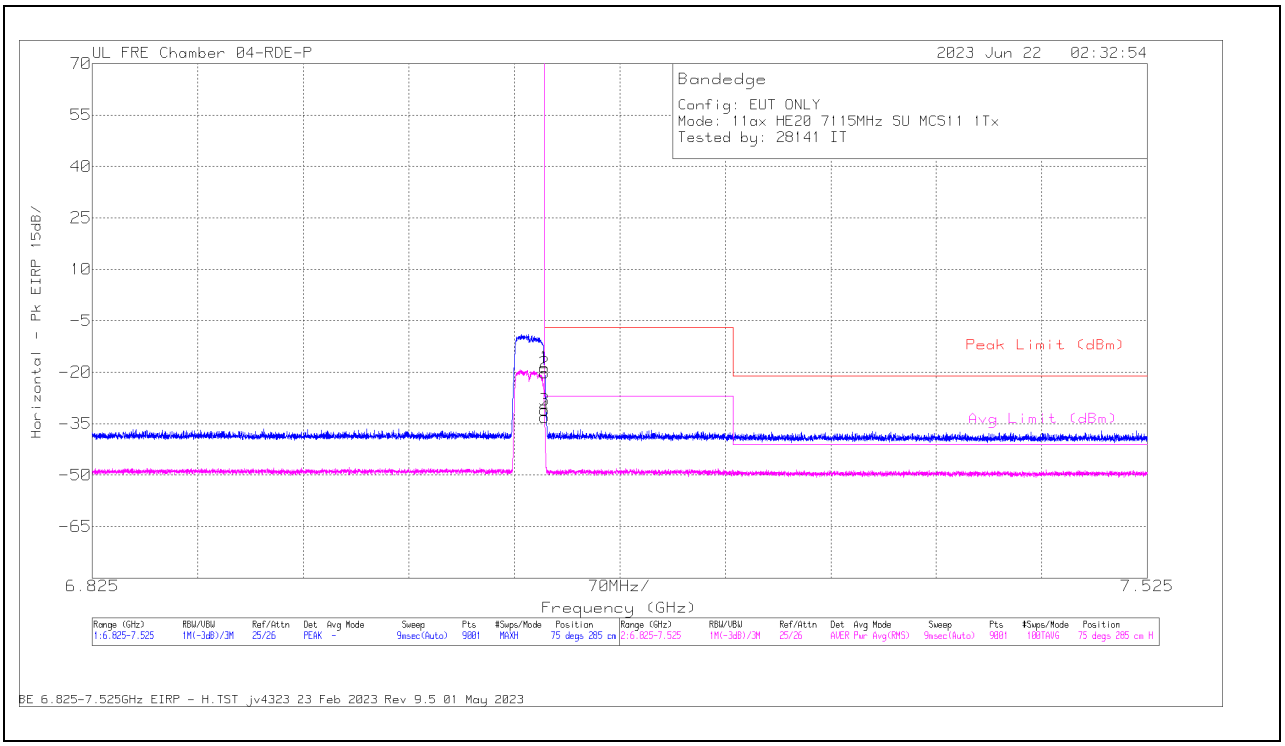

Marker	Frequency (GHz)	Meter Reading (dBm)	Det	222740 ACF(dB) - 3mH	Conversion Factor (dB)	DCCF (dB)	Gain/Loss (dB)	Corrected Reading EIRP	Peak Limit (dBm)	PK Margin (dB)	Avg Limit (dBm)	RMS Margin (dB)	Azimuth (Degs)	Height (cm)	Polarity
1	7.125	-30.27	Pk	35.6	11.8	0	-35.85	-18.72	-7	-11.72	-	-	75	285	H
3	7.125	-43.24	RMS	35.6	11.8	0.39	-35.85	-31.3	-	-	-27	-4.3	75	285	H
2	7.12507	-31.8	Pk	35.6	11.8	0	-35.85	-20.25	-7	-13.25	-	-	75	285	H
4	7.12507	-45.3	RMS	35.6	11.8	0.39	-35.85	-33.36	-	-	-27	-6.36	75	285	H

Pk - Peak detector
RMS - RMS detection

UL VERIFICATION SERVICES
47173 Benicia Street, Fremont, CA 94538; USA TEL:(510) 319-4000 FAX:(510) 661-0888
This report shall not be reproduced except in full, without the written approval of UL VERIFICATION SERVICES

VERTICAL RESULT

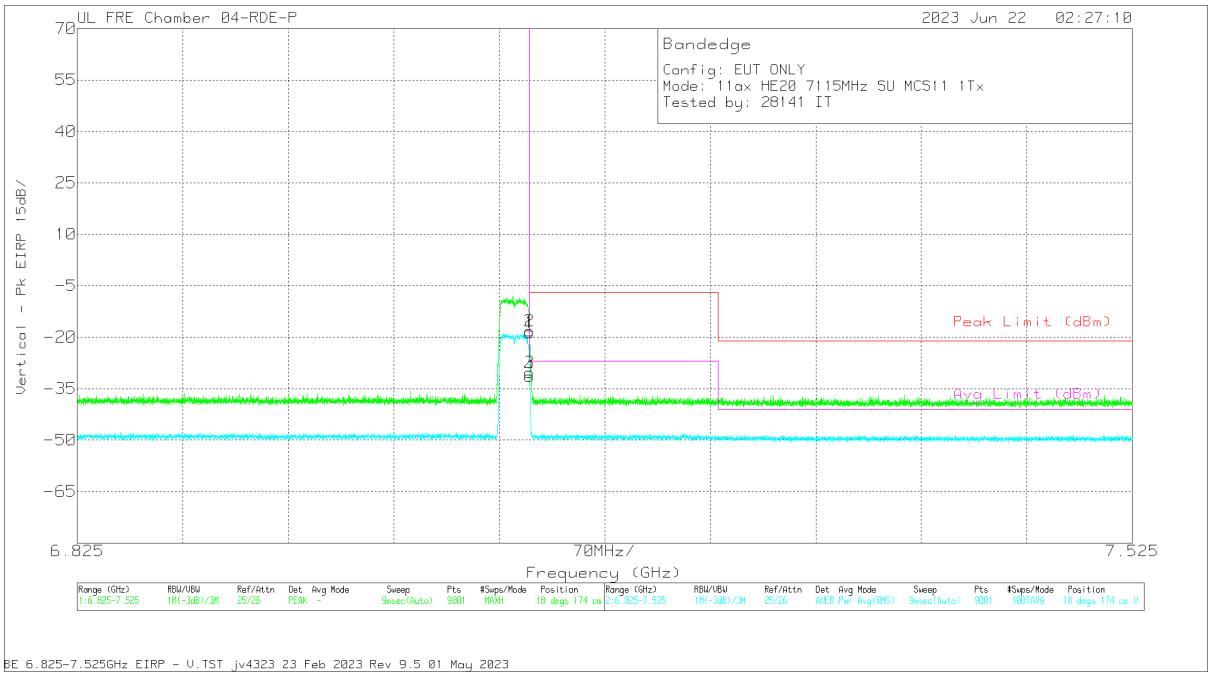

Marker	Frequency (GHz)	Meter Reading (dBm)	Det	222740 ACF(dB) - 3mH	Conversion Factor (dB)	DCCF (dB)	Gain/Loss (dB)	Corrected Reading EIRP	Peak Limit (dBm)	PK Margin (dB)	Avg Limit (dBm)	RMS Margin (dB)	Azimuth (Degs)	Height (cm)	Polarity
1	7.125	-30.19	Pk	35.6	11.8	0	-35.85	-18.64	-7	-11.64	-	-	18	174	V
3	7.125	-42.51	RMS	35.6	11.8	0.39	-35.85	-30.57	-	-	-27	-3.57	18	174	V
2	7.12507	-29.76	Pk	35.6	11.8	0	-35.85	-18.21	-7	-11.21	-	-	18	174	V
4	7.12507	-43.61	RMS	35.6	11.8	0.39	-35.85	-31.67	-	-	-27	-4.67	18	174	V

Pk - Peak detector
RMS - RMS detection

UL VERIFICATION SERVICES
47173 Benicia Street, Fremont, CA 94538; USA TEL:(510) 319-4000 FAX:(510) 661-0888
This report shall not be reproduced except in full, without the written approval of UL VERIFICATION SERVICES

2TX Antenna 5 + Antenna 6 OFDMA MODE: 26-Tone, RU Index 8

BANDEDGE (HIGH CHANNEL)

HORIZONTAL RESULT

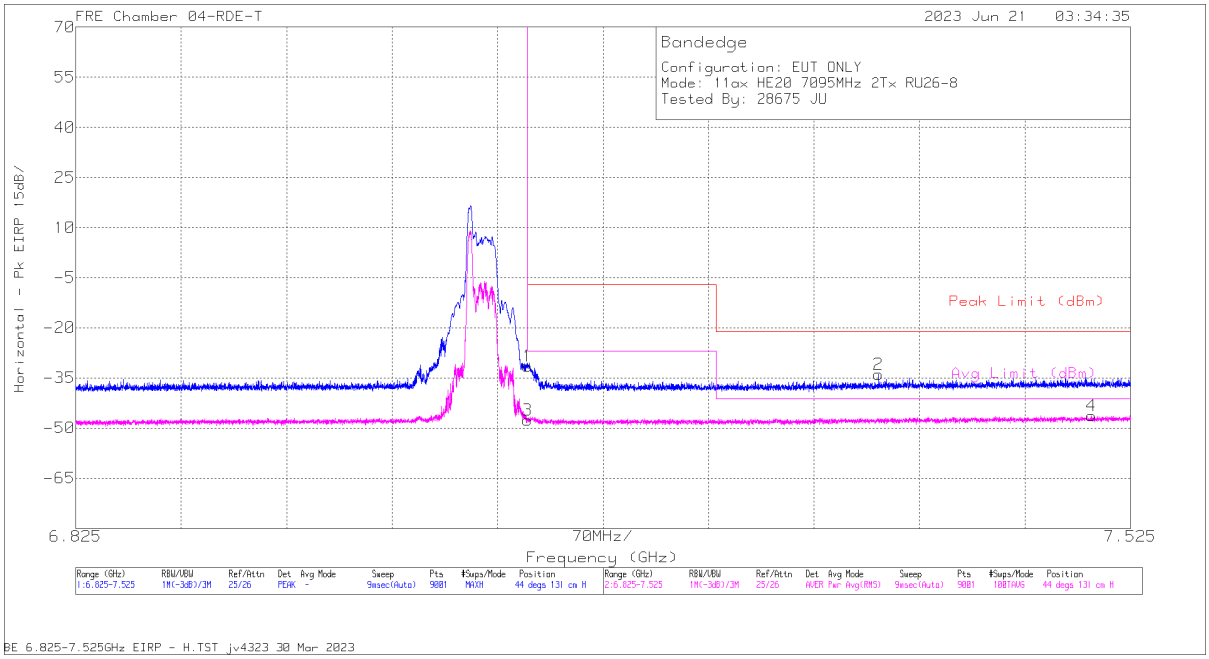

Marker	Frequency (GHz)	Meter Reading (dBm)	Det	226673 ACF (dB) 3mH	Conversion Factor (dB)	DCCF (dB)	Gain/Loss (dB)	Corrected Reading EIRP	Peak Limit (dBm)	PK Margin (dB)	Avg Limit (dBm)	RMS Margin (dB)	Azimuth (Degs)	Height (cm)	Polarity
1	7.125	-44.71	Pk	35.6	11.8	0	-34.14	-31.45	-7	-24.45	-	-	44	131	H
2	* 7.357702	-47.66	Pk	35.7	11.8	0	-33.8	-33.96	-21.2	-12.76	-	-	44	131	H
3	7.125	-61.37	RMS	35.6	11.8	.49	-34.14	-47.62	-	-	-27	-20.62	44	131	H
4	* 7.499024	-61.01	RMS	35.7	11.8	.49	-33.31	-46.33	-	-	-41.2	-5.13	44	131	H

* - indicates frequency in CFR47 Pt 15 / IC RSS-Restricted Band
Pk - Peak detector
RMS - RMS detection

UL VERIFICATION SERVICES
47173 Benicia Street, Fremont, CA 94538; USA TEL:(510) 319-4000 FAX:(510) 661-0888
This report shall not be reproduced except in full, without the written approval of UL VERIFICATION SERVICES

VERTICAL RESULT

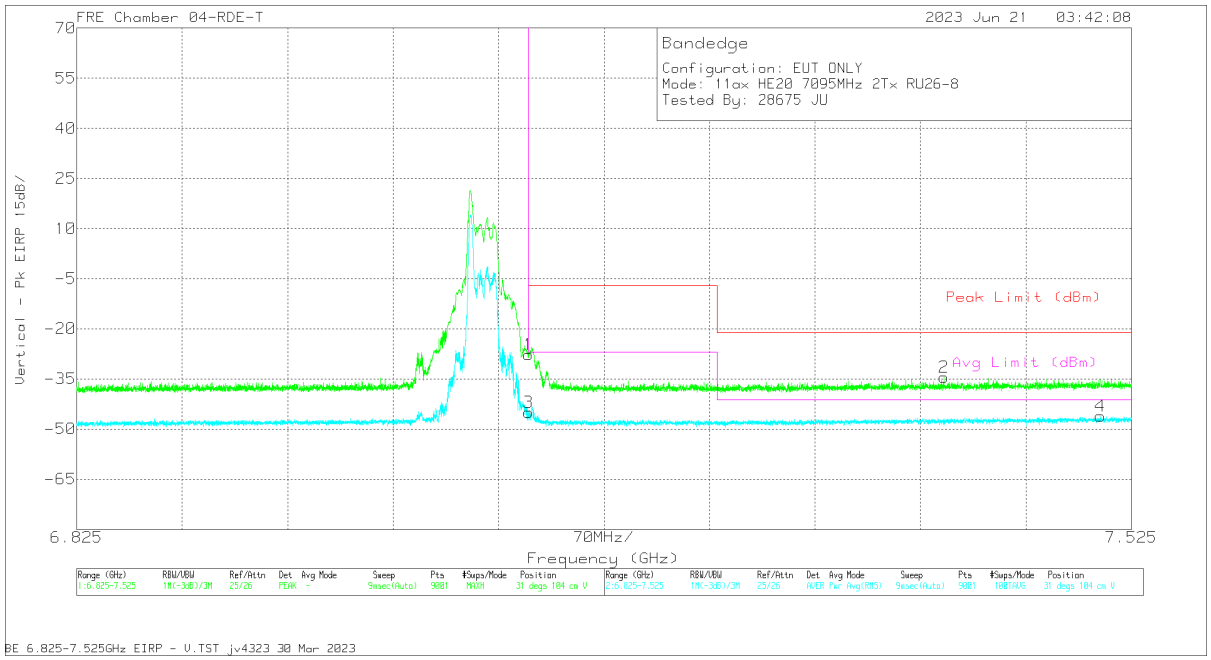

Marker	Frequency (GHz)	Meter Reading (dBm)	Det	226673 ACF (dB) 3mH	Conversion Factor (dB)	DCCF (dB)	Gain/Loss (dB)	Corrected Reading EIRP	Peak Limit (dBm)	PK Margin (dB)	Avg Limit (dBm)	RMS Margin (dB)	Azimuth (Degs)	Height (cm)	Polarity
1	7.125	-41.02	Pk	35.6	11.8	0	-34.14	-27.76	-7	-20.76	-	-	31	104	V
2	* 7.400713	-48.28	Pk	35.7	11.8	0	-33.69	-34.47	-21.2	-13.27	-	-	31	104	V
3	7.125	-58.8	RMS	35.6	11.8	.49	-34.14	-45.05	-	-	-27	-18.05	31	104	V
4	* 7.504391	-60.86	RMS	35.7	11.8	.49	-33.32	-46.19	-	-	-41.2	-4.99	31	104	V

* - indicates frequency in CFR47 Pt 15 / IC RSS-Restricted Band
Pk - Peak detector
RMS - RMS detection

UL VERIFICATION SERVICES
47173 Benicia Street, Fremont, CA 94538; USA TEL:(510) 319-4000 FAX:(510) 661-0888
This report shall not be reproduced except in full, without the written approval of UL VERIFICATION SERVICES

HARMONICS AND SPURIOUS EMISSIONS

LOW CHANNEL

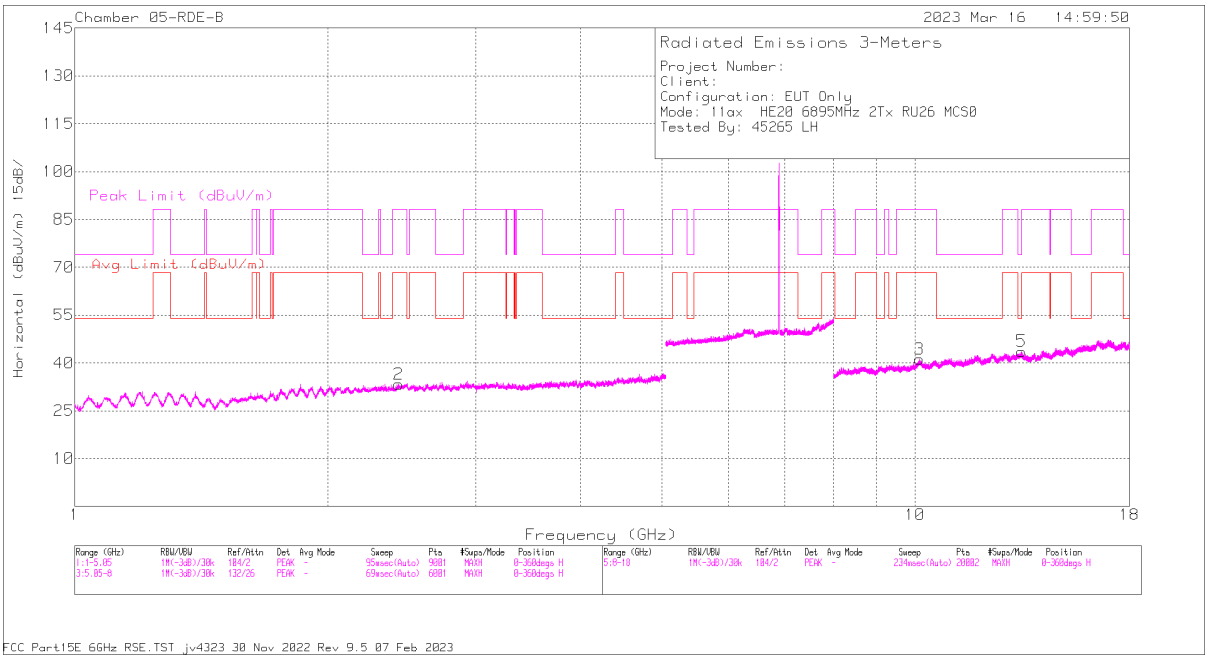

HORIZONTAL

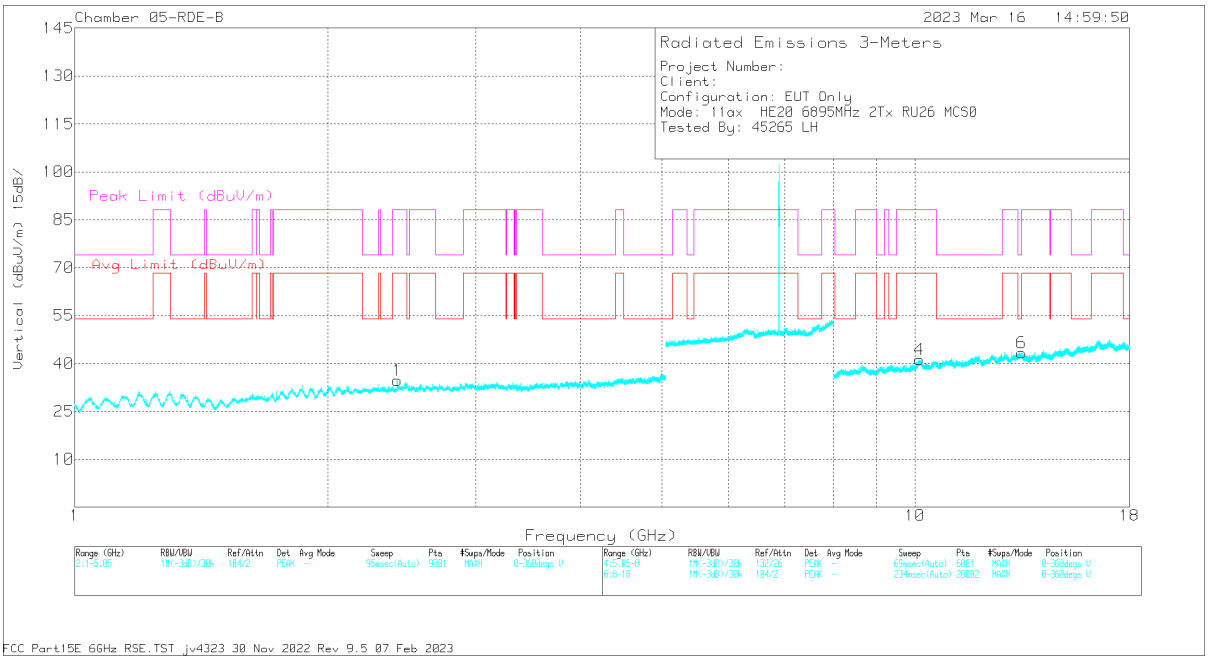

VERTICAL

UL VERIFICATION SERVICES
47173 Benicia Street, Fremont, CA 94538; USA TEL:(510) 319-4000 FAX:(510) 661-0888
This report shall not be reproduced except in full, without the written approval of UL VERIFICATION SERVICES

RADIATED EMISSIONS

Marker	Frequency (GHz)	Meter Reading (dBuV)	Det	Horn Antenna ACF(dB)	Gain/Loss (dB)	Corrected Reading (dBuV/m)	Avg Limit (dBuV/m)	Margin (dB)	Peak Limit (dBuV/m)	PK Margin (dB)	Azimuth (Degs)	Height (cm)	Polarity
1	2.419221	59.77	PK-U	32.4	-49.16	43.01	-	-	88.2	-45.19	360	101	V
	2.41915	48.25	ADR	32.4	-49.16	31.49	68.2	-36.71	-	-	360	101	V
2	2.426479	59.63	PK-U	32.4	-49.17	42.86	-	-	88.2	-45.34	360	200	H
	2.429534	48.09	ADR	32.5	-49.1	31.49	68.2	-36.71	-	-	360	200	H
3	10.127604	57.31	PK-U	37.6	-44.16	50.75	-	-	88.2	-37.45	360	199	H
	10.128326	45.47	ADR	37.6	-44.16	38.91	68.2	-29.29	-	-	360	199	H
4	10.119077	56.7	PK-U	37.6	-44.25	50.05	-	-	88.2	-38.15	360	199	V
	10.118658	45.71	ADR	37.6	-44.24	39.07	68.2	-29.13	-	-	360	199	V
5	*13.390892	57.46	PK-U	39.7	-44.75	52.41			74	-21.59	360	199	H
	*13.389957	46.1	ADR	39.7	-44.77	41.03	54	-12.97			360	199	H
6	*13.385797	58.01	PK-U	39.7	-44.72	52.99			74	-21.01	360	101	V
	*13.382891	46.18	ADR	39.7	-44.68	41.2	54	-12.8			360	101	V

* - indicates frequency in CFR47 Pt 15 / IC RSS-Restricted Band
PK-U - U-NII: Maximum Peak
ADR - U-NII AD primary method, RMS average

UL VERIFICATION SERVICES
47173 Benicia Street, Fremont, CA 94538; USA TEL:(510) 319-4000 FAX:(510) 661-0888
This report shall not be reproduced except in full, without the written approval of UL VERIFICATION SERVICES

MID CHANNEL

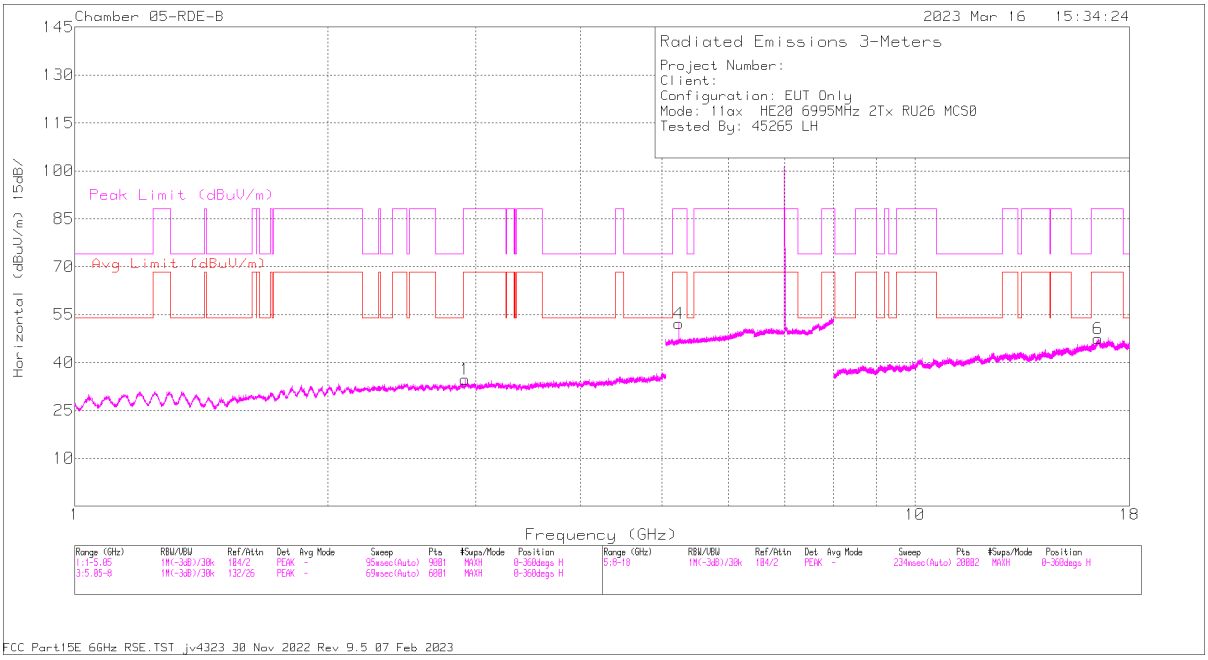

HORIZONTAL

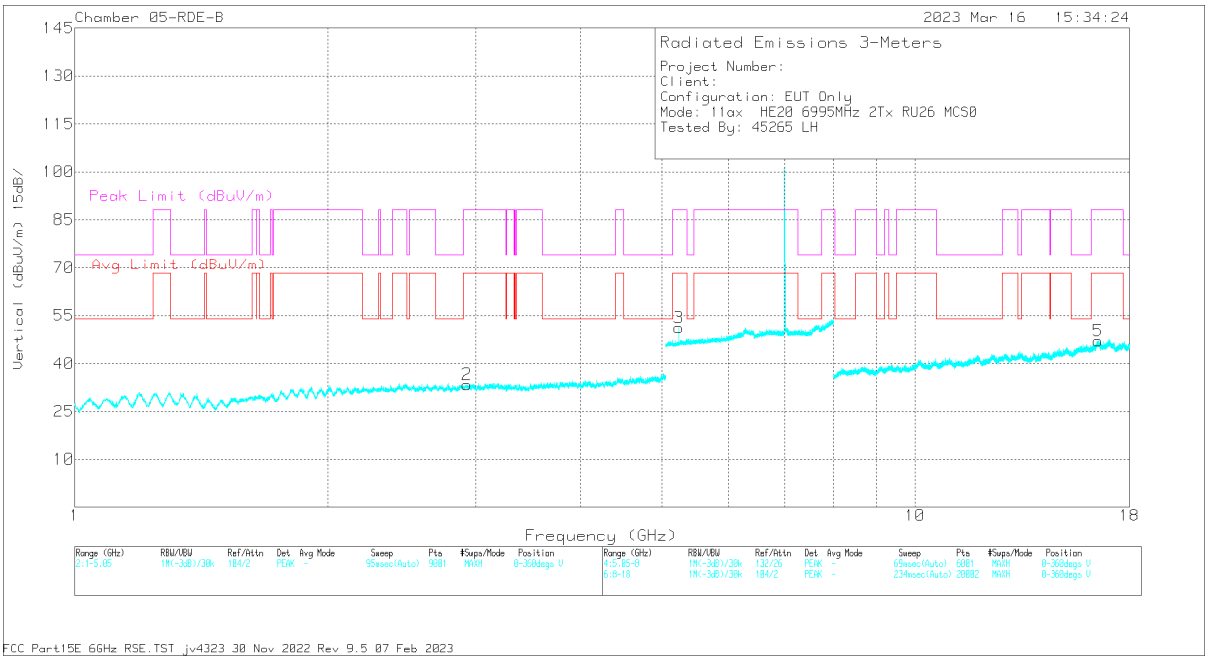

VERTICAL

UL VERIFICATION SERVICES
47173 Benicia Street, Fremont, CA 94538; USA TEL:(510) 319-4000 FAX:(510) 661-0888
This report shall not be reproduced except in full, without the written approval of UL VERIFICATION SERVICES

RADIATED EMISSIONS

Marker	Frequency (GHz)	Meter Reading (dBuV)	Det	Horn Antenna ACF(dB)	Gain/Loss (dB)	Corrected Reading (dBuV/m)	Avg Limit (dBuV/m)	Margin (dB)	Peak Limit (dBuV/m)	PK Margin (dB)	Azimuth (Degs)	Height (cm)	Polarity
1	2.914935	58.49	PK-U	32.9	-47.66	43.73	-	-	88.2	-44.47	360	200	H
	2.915716	46.59	ADR	32.9	-47.66	31.83	68.2	-36.37	-	-	360	200	H
2	2.929731	58.22	PK-U	32.9	-47.53	43.59	-	-	88.2	-44.61	360	200	V
	2.930153	46.61	ADR	32.9	-47.53	31.98	68.2	-36.22	-	-	360	200	V
3	5.238134	64.47	PK-U	34.6	-37.85	61.22	-	-	88.2	-26.98	87	128	V
	5.238086	54.3	ADR	34.6	-37.85	51.05	68.2	-17.15	-	-	87	128	V
4	5.238442	64.46	PK-U	34.6	-37.84	61.22	-	-	88.2	-26.98	341	235	H
	5.238209	54.76	ADR	34.6	-37.84	51.52	68.2	-16.68	-	-	341	235	H
5	16.506691	56.9	PK-U	41.9	-42.11	56.69	-	-	88.2	-31.51	87	101	V
	16.508068	45.09	ADR	41.9	-42.09	44.9	68.2	-23.3	-	-	87	101	V
6	16.528221	56.47	PK-U	42	-42.15	56.32	-	-	88.2	-31.88	87	101	H
	16.530376	44.68	ADR	42	-42.18	44.5	68.2	-23.7	-	-	87	101	H

* - indicates frequency in CFR47 Pt 15 / IC RSS-Restricted Band
PK-U - U-NII: Maximum Peak
ADR - U-NII AD primary method, RMS average

UL VERIFICATION SERVICES
47173 Benicia Street, Fremont, CA 94538; USA TEL:(510) 319-4000 FAX:(510) 661-0888
This report shall not be reproduced except in full, without the written approval of UL VERIFICATION SERVICES

HIGH CHANNEL

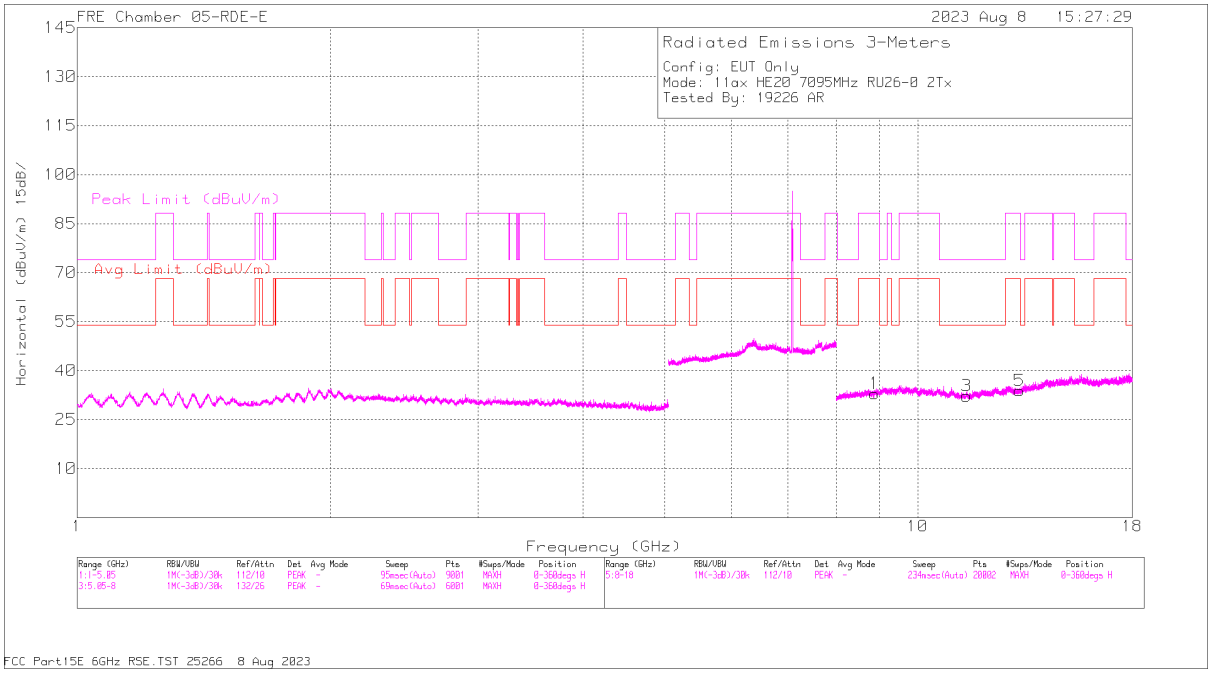

HORIZONTAL

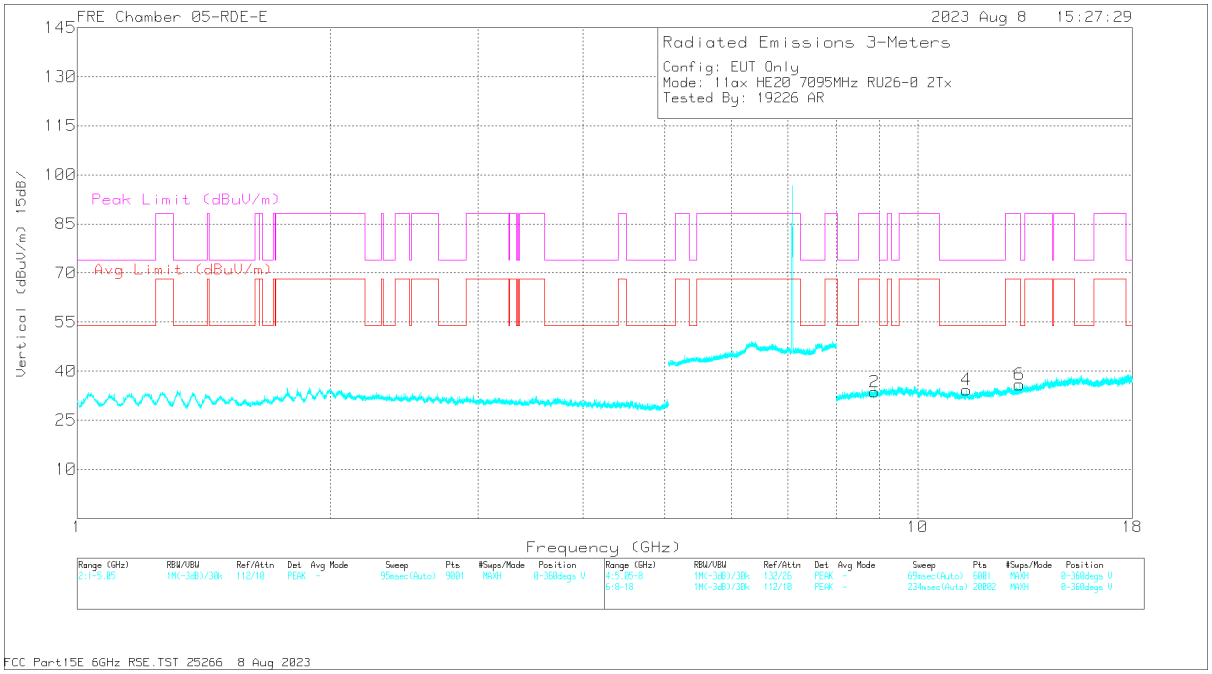

VERTICAL

UL VERIFICATION SERVICES
47173 Benicia Street, Fremont, CA 94538; USA TEL:(510) 319-4000 FAX:(510) 661-0888
This report shall not be reproduced except in full, without the written approval of UL VERIFICATION SERVICES

RADIATED EMISSIONS

Marker	Frequency (GHz)	Meter Reading (dBuV)	Det	226671 ACF (dB) 3mH	Gain/Loss (dB)	Corrected Reading (dBuV/m)	Avg Limit (dBuV/m)	Margin (dB)	Peak Limit (dBuV/m)	PK Margin (dB)	Azimuth (Degs)	Height (cm)	Polarity
2	8.88116	52.15	PK-U	36	-44.29	43.86	-	-	88.2	-44.34	321	114	V
	8.879532	40.56	ADR	36	-44.34	32.22	68.2	-35.98	-	-	321	114	V
1	8.882663	52.03	PK-U	36	-44.29	43.74	-	-	88.2	-44.46	268	203	H
	8.87969	40.6	ADR	36	-44.32	32.28	68.2	-35.92	-	-	268	203	H
4	11.430188	48.49	PK-U	37.9	-43.71	42.68	-	-	74	-31.32	215	357	V
	11.431471	36.88	ADR	37.9	-43.71	31.07	54	-22.93	-	-	215	357	V
3	11.430737	48.26	PK-U	37.9	-43.72	42.44	-	-	74	-31.56	360	325	H
	11.43053	36.87	ADR	37.9	-43.72	31.05	54	-22.95	-	-	360	325	H
6	13.215285	50.61	PK-U	38.8	-44.3	45.11	-	-	88.2	-43.09	333	286	V
	13.213116	38.52	ADR	38.8	-44.33	32.99	68.2	-35.21	-	-	333	286	V
5	13.214149	50.17	PK-U	38.8	-44.34	44.63	-	-	88.2	-43.57	303	258	H
	13.214302	38.64	ADR	38.8	-44.33	33.11	68.2	-35.09	-	-	303	258	H

* - indicates frequency in CFR47 Pt 15 / IC RSS-Restricted Band
PK-U - U-NII: Maximum Peak
ADR - U-NII AD primary method, RMS average

UL VERIFICATION SERVICES
47173 Benicia Street, Fremont, CA 94538; USA TEL:(510) 319-4000 FAX:(510) 661-0888
This report shall not be reproduced except in full, without the written approval of UL VERIFICATION SERVICES

2TX Antenna 5 + Antenna 6 MODE: SU, Single User

BANDEDGE (HIGH CHANNEL)

HORIZONTAL RESULT

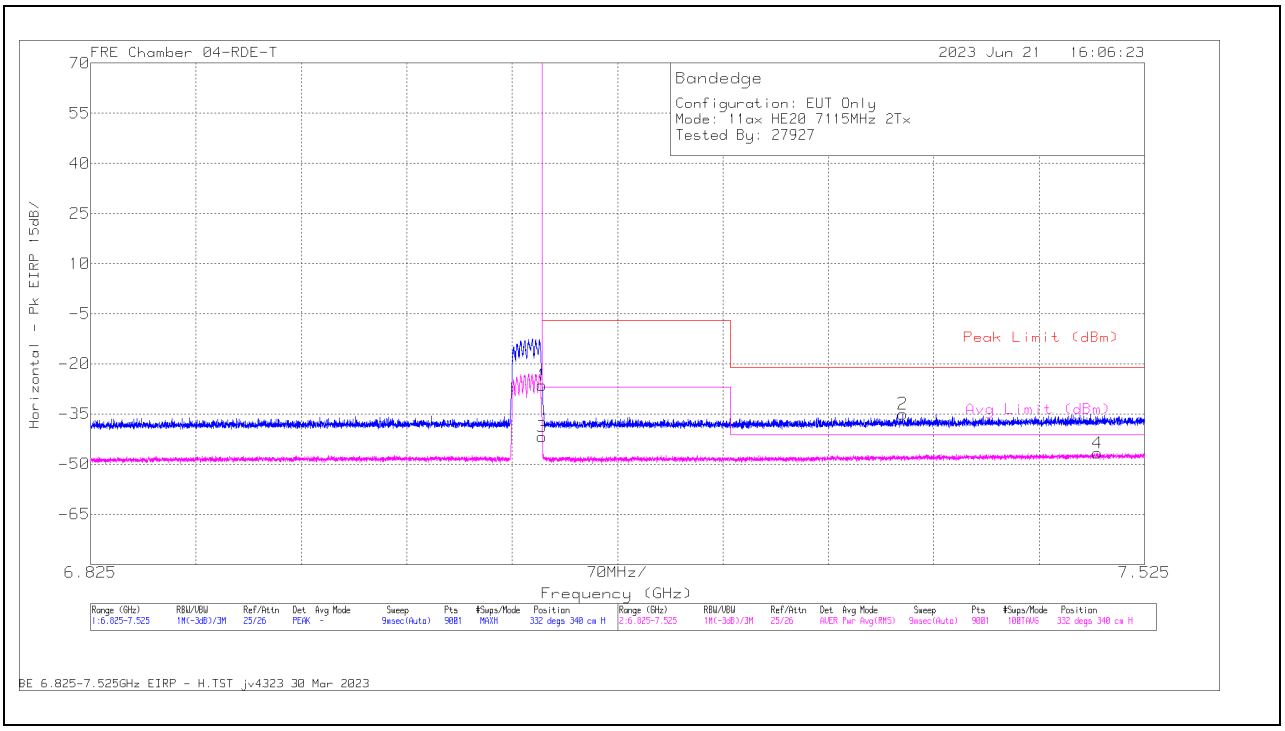

Marker	Frequency (GHz)	Meter Reading (dBm)	Det	226673 ACF (dB) 3mH	Conversion Factor (dB)	DCCF (dB)	Gain/Loss (dB)	Corrected Reading EIRP	Peak Limit (dBm)	PK Margin (dB)	Avg Limit (dBm)	RMS Margin (dB)	Azimuth (Degs)	Height (cm)	Polarity
2	* 7.364468	-48.73	Pk	35.7	11.8	0	-33.72	-34.95	-21.2	-13.75	-	-	332	340	H
4	* 7.493735	-61.12	RMS	35.7	11.8	0.39	-33.28	-46.51	-	-	-41.2	-5.31	332	340	H
1	7.125	-39.58	Pk	35.6	11.8	0	-34.14	-26.32	-7	-19.32	-	-	332	340	H
3	7.125	-55.29	RMS	35.6	11.8	0.39	-34.14	-41.64	-	-	-27	-14.64	332	340	H

* - indicates frequency in CFR47 Pt 15 / IC RSS-Restricted Band
Pk - Peak detector
RMS - RMS detection

UL VERIFICATION SERVICES
47173 Benicia Street, Fremont, CA 94538; USA TEL:(510) 319-4000 FAX:(510) 661-0888
This report shall not be reproduced except in full, without the written approval of UL VERIFICATION SERVICES

VERTICAL RESULT

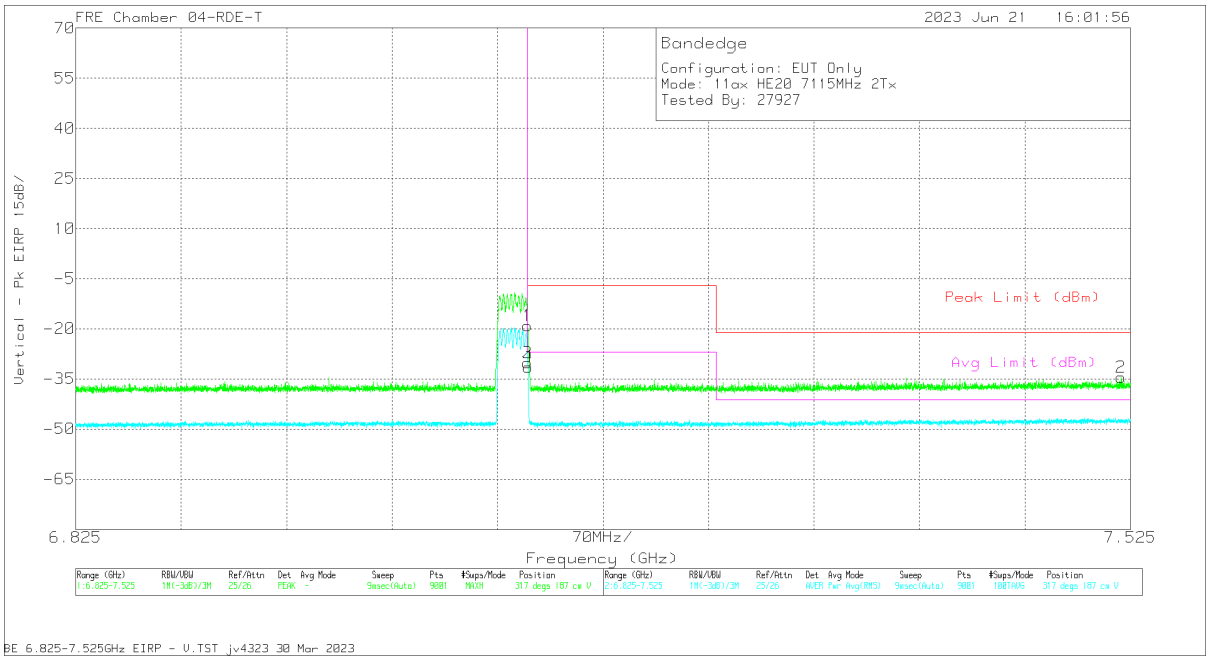

Marker	Frequency (GHz)	Meter Reading (dBm)	Det	226673 ACF (dB) 3mH	Conversion Factor (dB)	DCCF (dB)	Gain/Loss (dB)	Corrected Reading EIRP	Peak Limit (dBm)	PK Margin (dB)	Avg Limit (dBm)	RMS Margin (dB)	Azimuth (Degs)	Height (cm)	Polarity
2	* 7.518935	-48.59	Pk	35.7	11.8	0	-33.3	-34.39	-21.2	-13.19	-	-	317	187	V
1	7.125	-32.29	Pk	35.6	11.8	0	-34.14	-19.03	-7	-12.03	-	-	317	187	V
3	7.125	-43.53	RMS	35.6	11.8	0.39	-34.14	-29.88	-	-	-27	-2.88	317	187	V
4	7.12507	-44.82	RMS	35.6	11.8	0.39	-34.14	-31.17	-	-	-27	-4.17	317	187	V

* - indicates frequency in CFR47 Pt 15 / IC RSS-Restricted Band
Pk - Peak detector
RMS - RMS detection

UL VERIFICATION SERVICES
47173 Benicia Street, Fremont, CA 94538; USA TEL:(510) 319-4000 FAX:(510) 661-0888
This report shall not be reproduced except in full, without the written approval of UL VERIFICATION SERVICES

HARMONICS AND SPURIOUS EMISSIONS

LOW CHANNEL

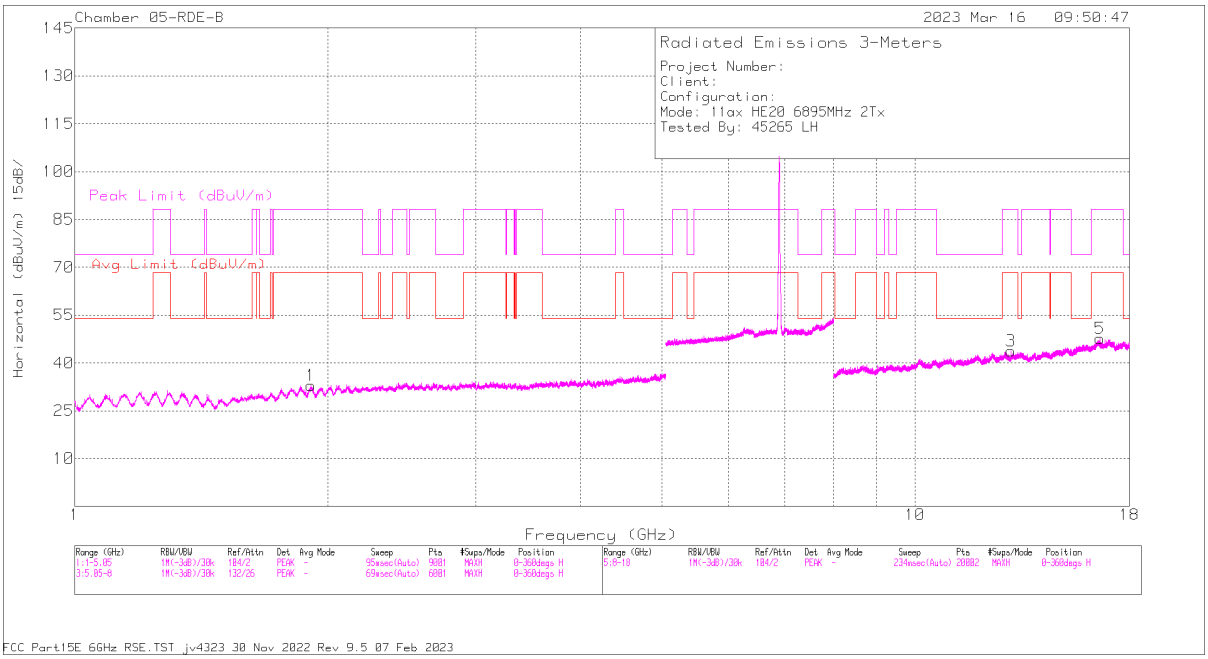

HORIZONTAL

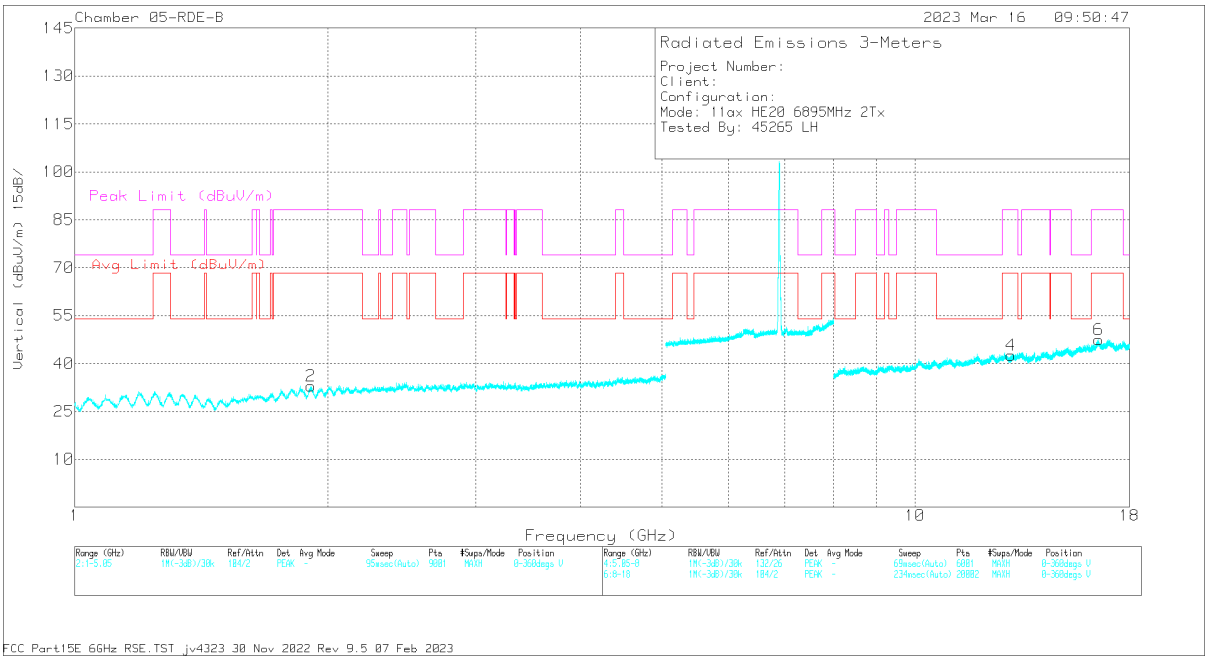

VERTICAL

UL VERIFICATION SERVICES
47173 Benicia Street, Fremont, CA 94538; USA TEL:(510) 319-4000 FAX:(510) 661-0888
This report shall not be reproduced except in full, without the written approval of UL VERIFICATION SERVICES

RADIATED EMISSIONS

Marker	Frequency (GHz)	Meter Reading (dBuV)	Det	Horn Antenna ACF(dB)	Gain/Loss (dB)	Corrected Reading (dBuV/m)	Avg Limit (dBuV/m)	Margin (dB)	Peak Limit (dBuV/m)	PK Margin (dB)	Azimuth (Degs)	Height (cm)	Polarity
1	1.911666	59.86	PK-U	31.2	-48.3	42.76	-	-	88.2	-45.44	360	101	H
	1.910412	47.92	ADR	31.2	-48.24	30.88	68.2	-37.32	-	-	360	101	H
2	1.907636	59.54	PK-U	31.2	-48.21	42.53	-	-	88.2	-45.67	360	101	V
	1.908061	48.18	ADR	31.2	-48.2	31.18	68.2	-37.02	-	-	360	101	V
3	13.011332	57.34	PK-U	39.8	-44.99	52.15	-	-	88.2	-36.05	360	101	H
	13.011821	45.83	ADR	39.8	-44.99	40.64	68.2	-27.56	-	-	360	101	H
4	13.00201	57.37	PK-U	39.8	-45	52.17	-	-	88.2	-36.03	360	200	V
	13.001828	45.96	ADR	39.8	-45	40.76	68.2	-27.44	-	-	360	200	V
5	16.598228	56.1	PK-U	42.1	-42.65	55.55	-	-	88.2	-32.65	360	200	H
	16.599583	44.06	ADR	42.1	-42.65	43.51	68.2	-24.69	-	-	360	200	H
6	16.535922	56.28	PK-U	42	-42.24	56.04	-	-	88.2	-32.16	360	200	V
	16.536514	45	ADR	42	-42.22	44.78	68.2	-23.42	-	-	360	200	V

* - indicates frequency in CFR47 Pt 15 / IC RSS-Restricted Band
PK-U - U-NII: Maximum Peak
ADR - U-NII AD primary method, RMS average

UL VERIFICATION SERVICES
47173 Benicia Street, Fremont, CA 94538; USA TEL:(510) 319-4000 FAX:(510) 661-0888
This report shall not be reproduced except in full, without the written approval of UL VERIFICATION SERVICES

MID CHANNEL

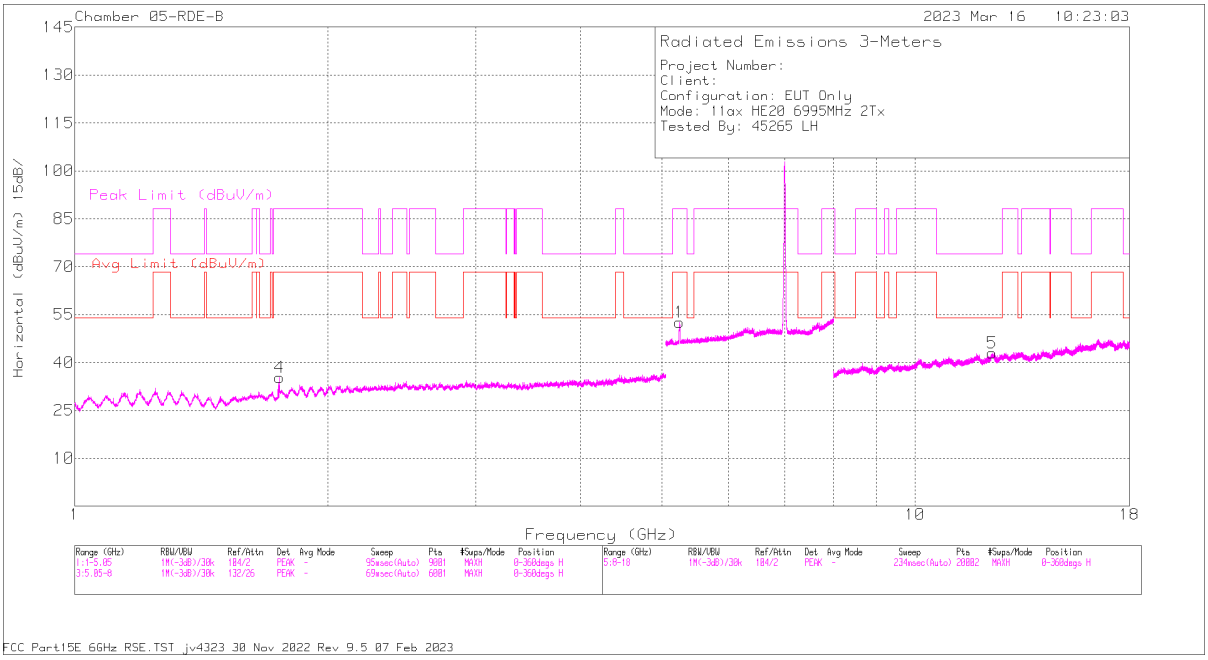

HORIZONTAL

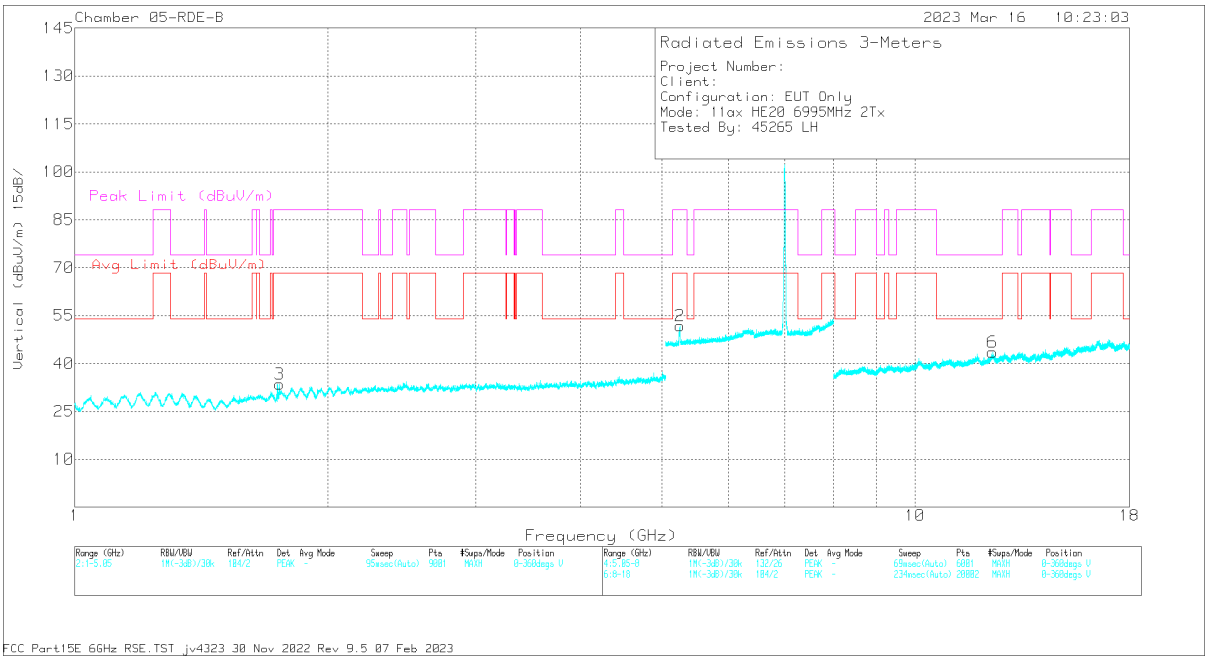

VERTICAL

UL VERIFICATION SERVICES
47173 Benicia Street, Fremont, CA 94538; USA TEL:(510) 319-4000 FAX:(510) 661-0888
This report shall not be reproduced except in full, without the written approval of UL VERIFICATION SERVICES

RADIATED EMISSIONS

Marker	Frequency (GHz)	Meter Reading (dBuV)	Det	Horn Antenna ACF(dB)	Gain/Loss (dB)	Corrected Reading (dBuV/m)	Avg Limit (dBuV/m)	Margin (dB)	Peak Limit (dBuV/m)	PK Margin (dB)	Azimuth (Degs)	Height (cm)	Polarity
1	5.246704	60.7	PK-U	34.6	-37.84	57.46	-	-	88.2	-30.74	29	172	H
	5.247379	48.35	ADR	34.7	-37.84	45.21	68.2	-22.99	-	-	29	172	H
2	5.248111	59.64	PK-U	34.7	-37.83	56.51	-	-	88.2	-31.69	129	353	V
	5.249126	47.99	ADR	34.6	-37.83	44.76	68.2	-23.44	-	-	129	353	V
3	1.754096	59.26	PK-U	30.1	-48.45	40.91	-	-	88.2	-47.29	11	324	V
	1.755265	47.59	ADR	30.1	-48.47	29.22	68.2	-38.98	-	-	11	324	V
4	1.754853	59.21	PK-U	30.1	-48.46	40.85	-	-	88.2	-47.35	340	247	H
	1.753408	47.85	ADR	30.1	-48.45	29.50	68.2	-38.70	-	-	340	247	H
5	*12.360912	55.23	PK-U	39.4	-42.86	51.77			74	-22.23	129	101	H
	*12.361379	43.57	ADR	39.4	-42.85	40.12	54	-13.88			129	101	H
6	*12.365779	54.81	PK-U	39.4	-42.87	51.34			74	-22.66	129	101	V
	*12.366543	43.74	ADR	39.4	-42.88	40.26	54	-13.74			129	101	V

* - indicates frequency in CFR47 Pt 15 / IC RSS-Restricted Band
PK-U - U-NII: Maximum Peak
ADR - U-NII AD primary method, RMS average

UL VERIFICATION SERVICES
47173 Benicia Street, Fremont, CA 94538; USA TEL:(510) 319-4000 FAX:(510) 661-0888
This report shall not be reproduced except in full, without the written approval of UL VERIFICATION SERVICES

HIGH CHANNEL

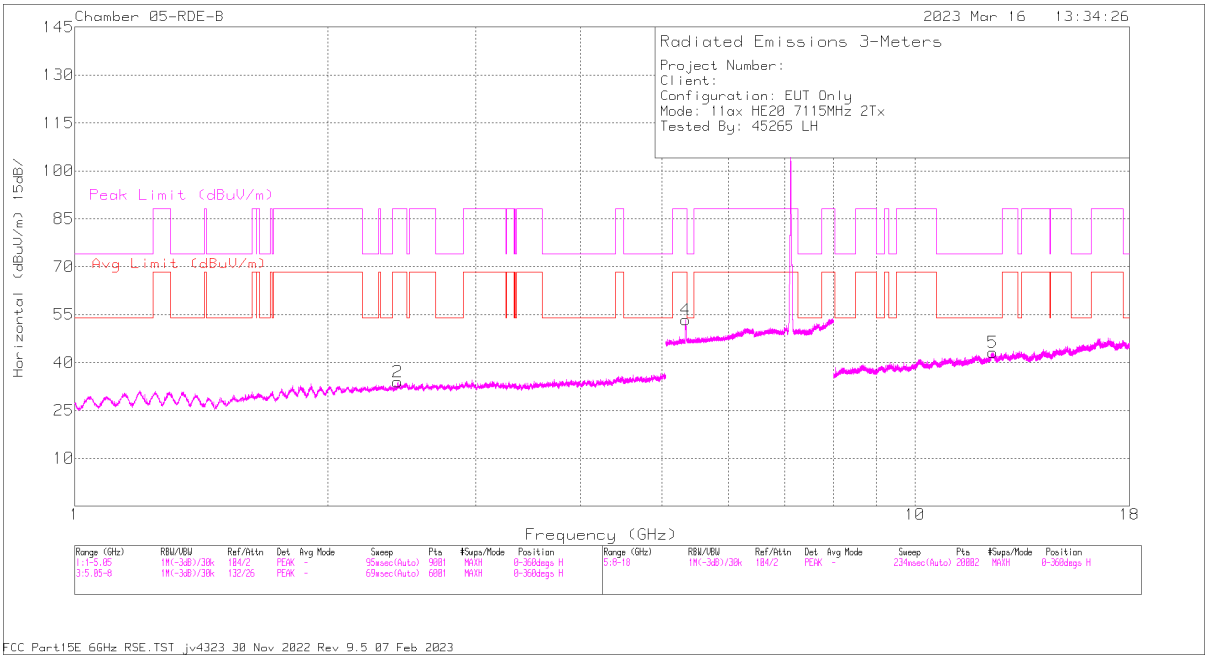

HORIZONTAL

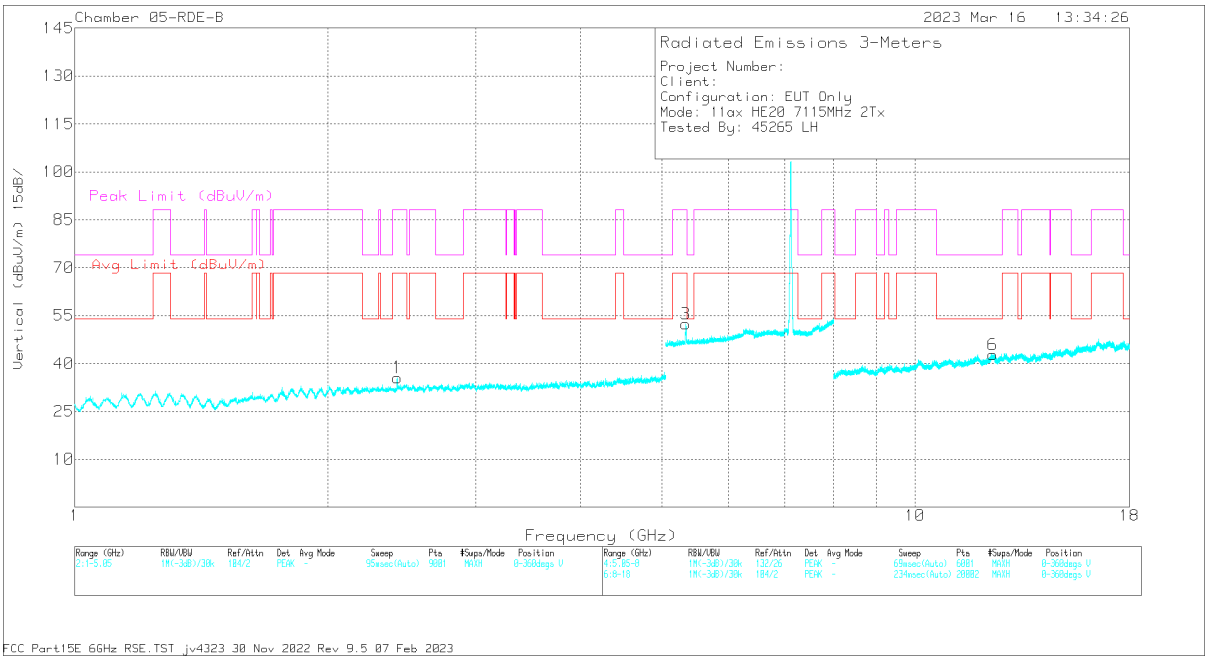

VERTICAL

UL VERIFICATION SERVICES
47173 Benicia Street, Fremont, CA 94538; USA TEL:(510) 319-4000 FAX:(510) 661-0888
This report shall not be reproduced except in full, without the written approval of UL VERIFICATION SERVICES

RADIATED EMISSIONS

Marker	Frequency (GHz)	Meter Reading (dBuV)	Det	Horn Antenna ACF(dB)	Gain/Loss (dB)	Corrected Reading (dBuV/m)	Avg Limit (dBuV/m)	Margin (dB)	Peak Limit (dBuV/m)	PK Margin (dB)	Azimuth (Degs)	Height (cm)	Polarity
1	2.419405	63.37	PK-U	32.4	-49.15	46.62	-	-	88.2	-41.58	0	200	V
	2.418106	48.32	ADR	32.3	-49.16	31.46	68.2	-36.74	-	-	0	200	V
2	2.421753	59.65	PK-U	32.4	-49.08	42.97	-	-	88.2	-45.23	0	200	H
	2.424686	48.19	ADR	32.4	-49.13	31.46	68.2	-36.74	-	-	0	200	H
3	5.335063	64.88	PK-U	34.8	-37.64	62.04	-	-	88.2	-26.16	258	373	V
	5.334676	54.82	ADR	34.7	-37.64	51.88	68.2	-16.32	-	-	258	373	V
4	5.337213	65.22	PK-U	34.7	-37.65	62.27	-	-	88.2	-25.93	190	127	H
	5.33732	55.05	ADR	34.7	-37.65	52.10	68.2	-16.10	-	-	190	127	H
5	*12.380853	55.53	PK-U	39.4	-42.96	51.97			74	-22.03	258	101	H
	*12.381569	43.5	ADR	39.4	-42.97	39.93	54	-14.07			258	101	H
6	*12.387814	55.49	PK-U	39.4	-42.98	51.91			74	-22.09	258	101	V
	12.386736	43.71	ADR	39.4	-42.98	40.13	54	-13.87			258	101	V

* - indicates frequency in CFR47 Pt 15 / IC RSS-Restricted Band
PK-U - U-NII: Maximum Peak
ADR - U-NII AD primary method, RMS average

UL VERIFICATION SERVICES
47173 Benicia Street, Fremont, CA 94538; USA TEL:(510) 319-4000 FAX:(510) 661-0888
This report shall not be reproduced except in full, without the written approval of UL VERIFICATION SERVICES

1.1.13. TX ABOVE 1 GHz 802.11ax HE40 MODE IN THE UNII-8 BAND

1TX Antenna 6 MODE: 26-Tone, RU Index 17

BANDEDGE (HIGH CHANNEL)

HORIZONTAL RESULT

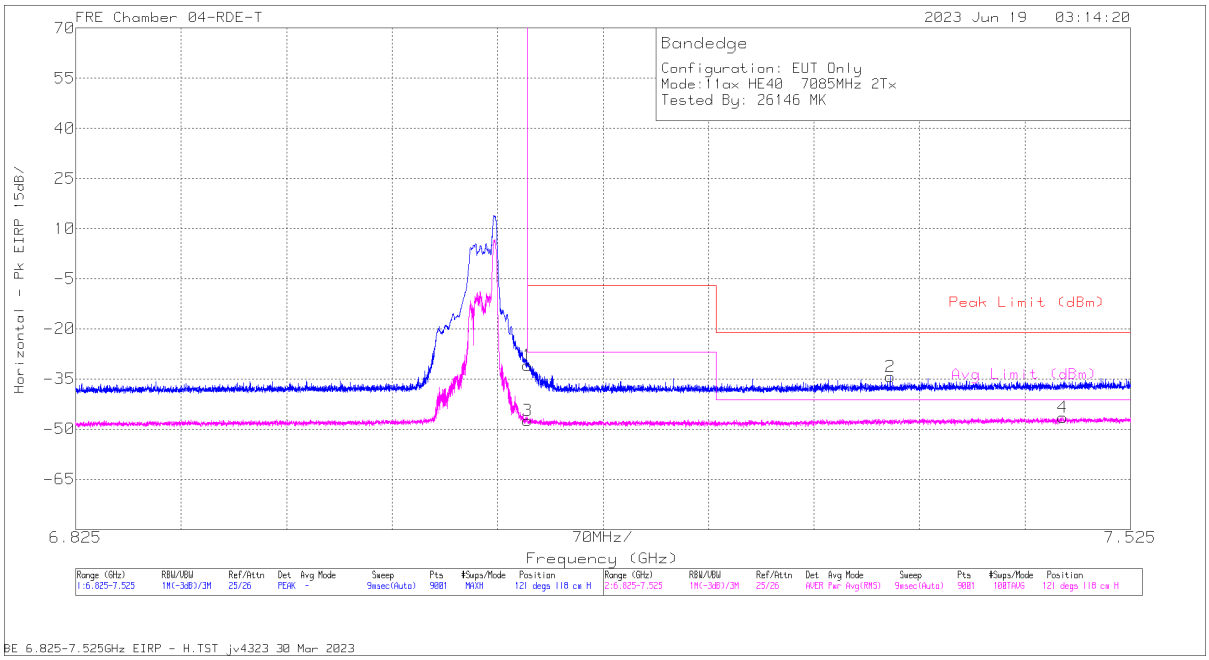

Marker	Frequency (GHz)	Meter Reading (dBm)	Det	226673 ACF (dB) 3mH	Conversion Factor (dB)	DCCF (dB)	Gain/Loss (dB)	Corrected Reading EIRP	Peak Limit (dBm)	PK Margin (dB)	Avg Limit (dBm)	RMS Margin (dB)	Azimuth (Degs)	Height (cm)	Polarity
1	7.125	-44.24	Pk	35.6	11.8	0	-34.14	-30.98	-7	-23.98	-	-	121	118	H
2	* 7.365479	-48.14	Pk	35.7	11.8	0	-33.72	-34.36	-21.2	-13.16	-	-	121	118	H
3	7.125	-61.12	RMS	35.6	11.8	.52	-34.14	-47.34	-	-	-27	-20.34	121	118	H
4	* 7.480124	-61.09	RMS	35.7	11.8	.52	-33.38	-46.45	-	-	-41.2	-5.25	121	118	H

* - indicates frequency in CFR47 Pt 15 / IC RSS-Restricted Band
Pk - Peak detector
RMS - RMS detection

UL VERIFICATION SERVICES
47173 Benicia Street, Fremont, CA 94538; USA TEL:(510) 319-4000 FAX:(510) 661-0888
This report shall not be reproduced except in full, without the written approval of UL VERIFICATION SERVICES

VERTICAL RESULT

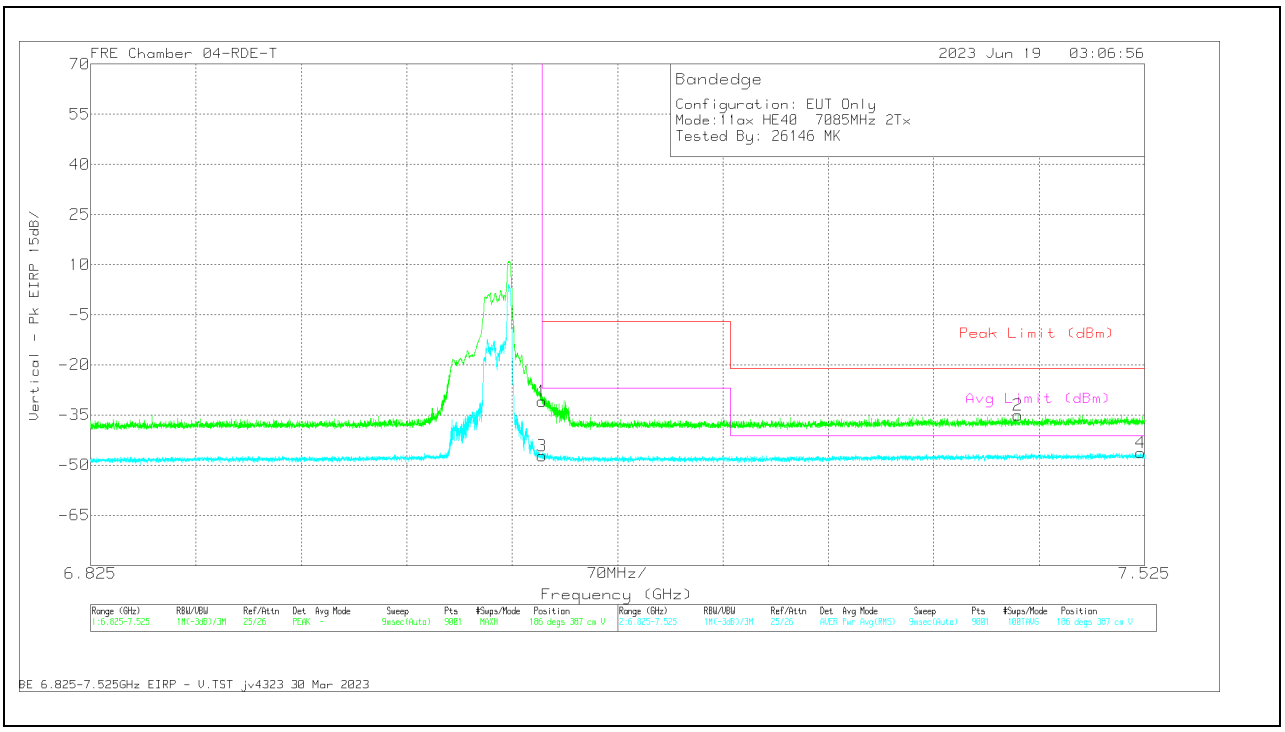

Marker	Frequency (GHz)	Meter Reading (dBm)	Det	226673 ACF (dB) 3mH	Conversion Factor (dB)	DCCF (dB)	Gain/Loss (dB)	Corrected Reading EIRP	Peak Limit (dBm)	PK Margin (dB)	Avg Limit (dBm)	RMS Margin (dB)	Azimuth (Degs)	Height (cm)	Polarity
1	7.125	-44.11	Pk	35.6	11.8	0	-34.14	-30.85	-7	-23.85	-	-	186	387	V
2	* 7.440924	-49.04	Pk	35.7	11.8	0	-33.55	-35.09	-21.2	-13.89	-	-	186	387	V
3	7.125	-61.06	RMS	35.6	11.8	.52	-34.14	-47.28	-	-	-27	-20.28	186	387	V
4	* 7.522513	-61.07	RMS	35.7	11.8	.52	-33.23	-46.28	-	-	-41.2	-5.08	186	387	V

* - indicates frequency in CFR47 Pt 15 / IC RSS-Restricted Band
Pk - Peak detector
RMS - RMS detection

UL VERIFICATION SERVICES
47173 Benicia Street, Fremont, CA 94538; USA TEL:(510) 319-4000 FAX:(510) 661-0888
This report shall not be reproduced except in full, without the written approval of UL VERIFICATION SERVICES

1TX Antenna 6 MODE: SU, Single User

BANDEDGE (HIGH CHANNEL)

HORIZONTAL RESULT

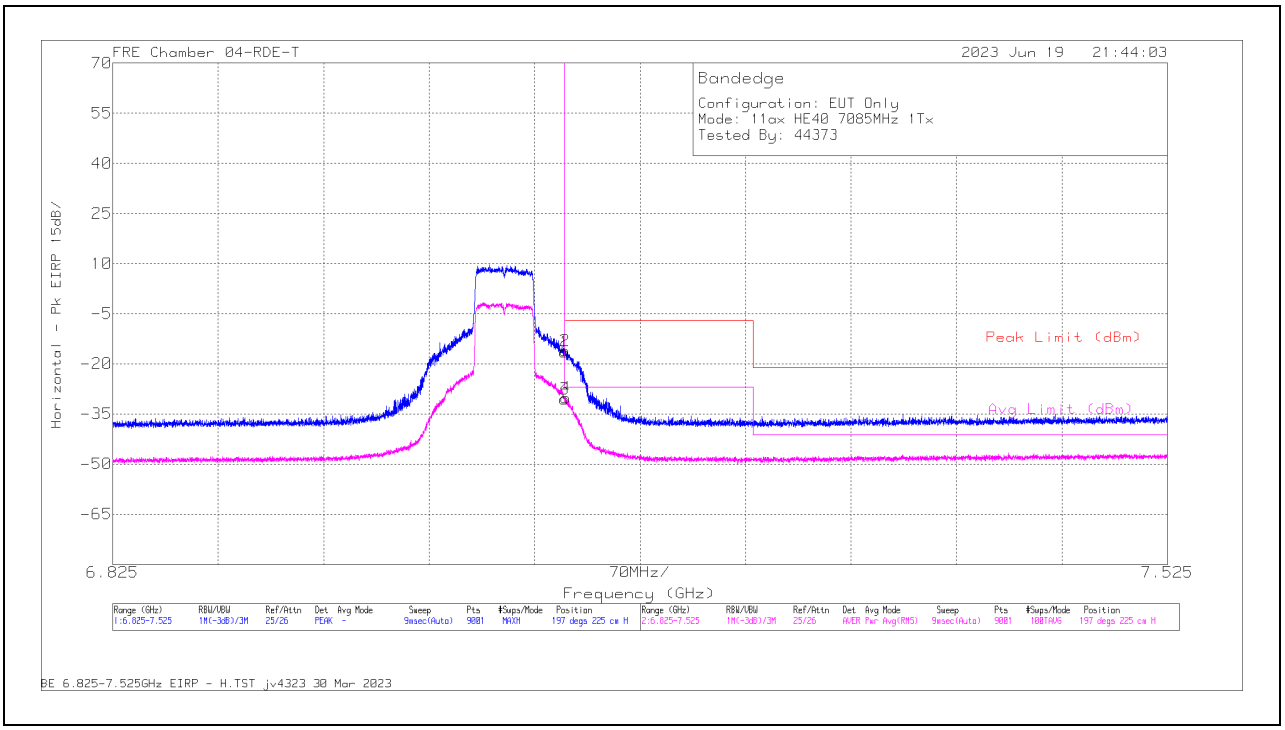

Marker	Frequency (GHz)	Meter Reading (dBm)	Det	226673 ACF (dB) 3mH	Conversion Factor (dB)	DCCF (dB)	Gain/Loss (dB)	Corrected Reading EIRP	Peak Limit (dBm)	PK Margin (dB)	Avg Limit (dBm)	RMS Margin (dB)	Azimuth (Degs)	Height (cm)	Polarity
1	7.125	-29.67	Pk	35.6	11.8	0	-34.14	-16.41	-7	-9.41	-	-	197	225	H
2	7.125068	-29.43	Pk	35.6	11.8	0	-34.14	-16.17	-7	-9.17	-	-	197	225	H
3	7.125	-44.15	RMS	35.6	11.8	.32	-34.14	-30.57	-	-	-27	-3.57	197	225	H
4	7.125534	-43.7	RMS	35.6	11.8	.32	-34.12	-30.1	-	-	-27	-3.1	197	225	H

Pk - Peak detector
RMS - RMS detection

UL VERIFICATION SERVICES
47173 Benicia Street, Fremont, CA 94538; USA TEL:(510) 319-4000 FAX:(510) 661-0888
This report shall not be reproduced except in full, without the written approval of UL VERIFICATION SERVICES

VERTICAL RESULT

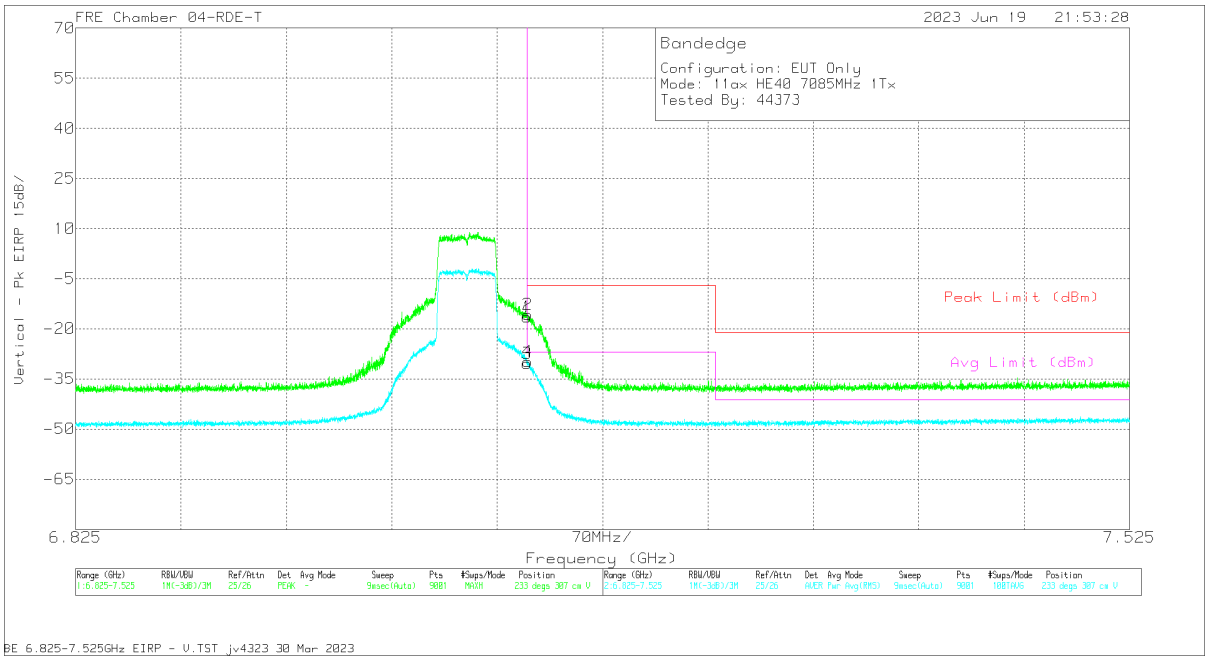

Marker	Frequency (GHz)	Meter Reading (dBm)	Det	226673 ACF (dB) 3mH	Conversion Factor (dB)	DCCF (dB)	Gain/Loss (dB)	Corrected Reading EIRP	Peak Limit (dBm)	PK Margin (dB)	Avg Limit (dBm)	RMS Margin (dB)	Azimuth (Degs)	Height (cm)	Polarity
1	7.125	-29.66	Pk	35.6	11.8	0	-34.14	-16.4	-7	-9.4	-	-	233	307	V
2	7.125068	-28.92	Pk	35.6	11.8	0	-34.14	-15.66	-7	-8.66	-	-	233	307	V
3	7.125	-43.93	RMS	35.6	11.8	.32	-34.14	-30.35	-	-	-27	-3.35	233	307	V
4	7.125145	-43.45	RMS	35.6	11.8	.32	-34.14	-29.87	-	-	-27	-2.87	233	307	V

Pk - Peak detector
RMS - RMS detection

UL VERIFICATION SERVICES
47173 Benicia Street, Fremont, CA 94538; USA TEL:(510) 319-4000 FAX:(510) 661-0888
This report shall not be reproduced except in full, without the written approval of UL VERIFICATION SERVICES

1TX Antenna 5 MODE: 26-Tone, RU Index 17

BANDEDGE (HIGH CHANNEL)

HORIZONTAL RESULT

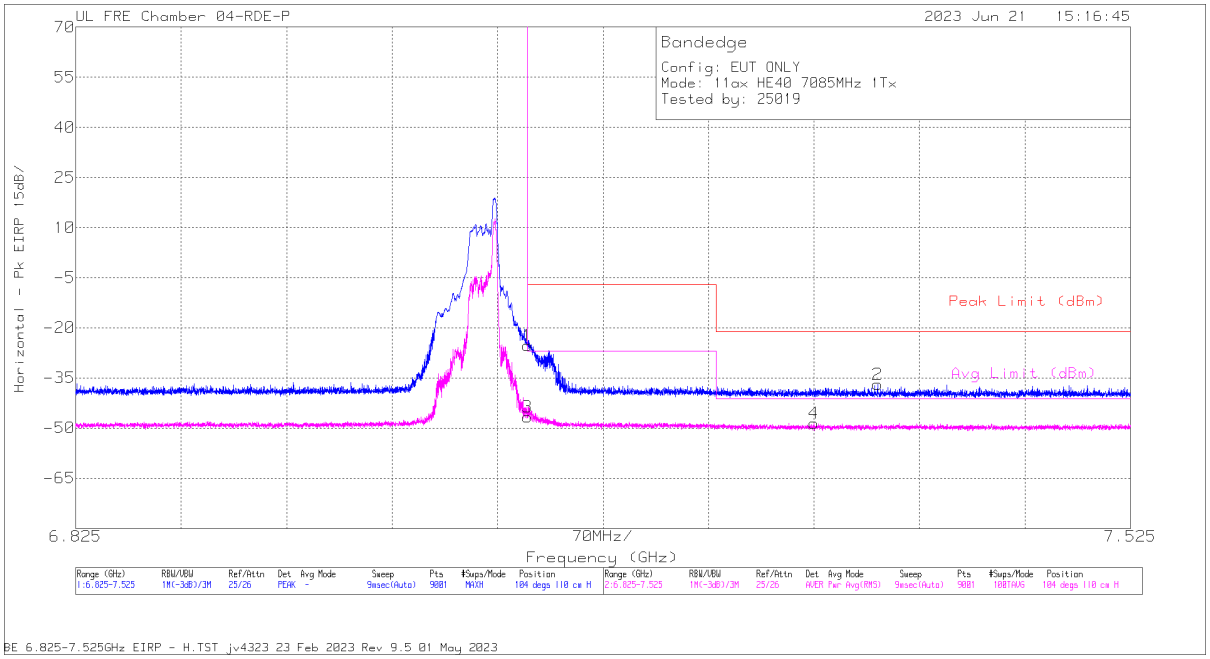

Marker	Frequency (GHz)	Meter Reading (dBm)	Det	222740 ACF(dB) - 3mH	Conversion Factor (dB)	DCCF (dB)	Gain/Loss (dB)	Corrected Reading EIRP	Peak Limit (dBm)	PK Margin (dB)	Avg Limit (dBm)	RMS Margin (dB)	Azimuth (Degs)	Height (cm)	Polarity
1	7.125	-36.89	Pk	35.6	11.8	0	-35.85	-25.34	-7	-18.34	-	-	104	110	H
2	7.357157	-48.14	Pk	35.7	11.8	0	-36.31	-36.95	-21.2	-15.75	-	-	104	110	H
3	7.125	-58.74	RMS	35.6	11.8	.52	-35.85	-46.67	-	-	-27	-19.67	104	110	H
4	7.314768	-60.28	RMS	35.7	11.8	.52	-36.25	-48.51	-	-	-41.2	-7.31	104	110	H

Pk - Peak detector
RMS - RMS detection

UL VERIFICATION SERVICES
47173 Benicia Street, Fremont, CA 94538; USA TEL:(510) 319-4000 FAX:(510) 661-0888
This report shall not be reproduced except in full, without the written approval of UL VERIFICATION SERVICES

VERTICAL RESULT

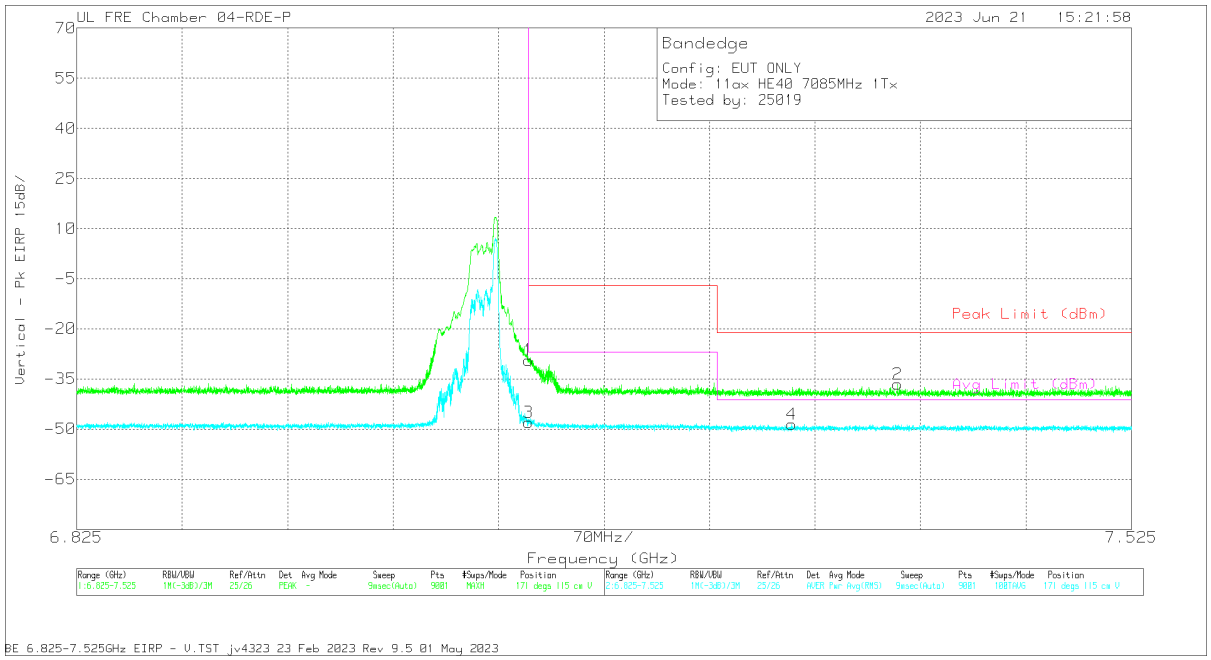

Marker	Frequency (GHz)	Meter Reading (dBm)	Det	222740 ACF(dB) - 3mH	Conversion Factor (dB)	DCCF (dB)	Gain/Loss (dB)	Corrected Reading EIRP	Peak Limit (dBm)	PK Margin (dB)	Avg Limit (dBm)	RMS Margin (dB)	Azimuth (Degs)	Height (cm)	Polarity
1	7.125	-40.87	Pk	35.6	11.8	0	-35.85	-29.32	-7	-22.32	-	-	171	115	V
2	7.369757	-47.65	Pk	35.7	11.8	0	-36.31	-36.46	-21.2	-15.26	-	-	171	115	V
3	7.125	-60.09	RMS	35.6	11.8	.52	-35.85	-48.02	-	-	-27	-21.02	171	115	V
4	7.299368	-60.41	RMS	35.7	11.8	.52	-36.22	-48.61	-	-	-41.2	-7.41	171	115	V

Pk - Peak detector
RMS - RMS detection

UL VERIFICATION SERVICES
47173 Benicia Street, Fremont, CA 94538; USA TEL:(510) 319-4000 FAX:(510) 661-0888
This report shall not be reproduced except in full, without the written approval of UL VERIFICATION SERVICES

1TX Antenna 5 MODE: SU, Single User

BANDEDGE (HIGH CHANNEL)

HORIZONTAL RESULT

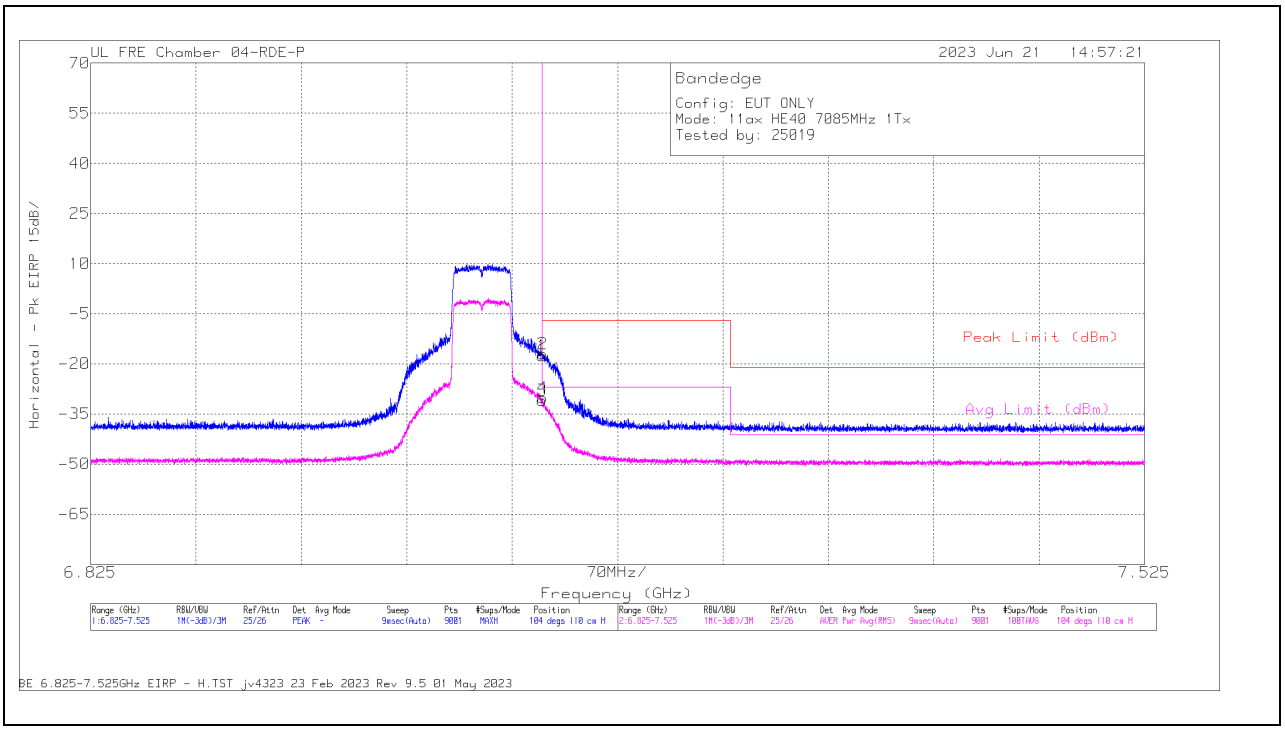

Marker	Frequency (GHz)	Meter Reading (dBm)	Det	222740 ACF(dB) - 3mH	Conversion Factor (dB)	DCCF (dB)	Gain/Loss (dB)	Corrected Reading EIRP	Peak Limit (dBm)	PK Margin (dB)	Avg Limit (dBm)	RMS Margin (dB)	Azimuth (Degs)	Height (cm)	Polarity
1	7.125	-29.07	Pk	35.6	11.8	0	-35.85	-17.52	-7	-10.52	-	-	104	110	H
2	7.125456	-28.57	Pk	35.6	11.8	0	-35.86	-17.03	-7	-10.03	-	-	104	110	H
3	7.125	-43.16	RMS	35.6	11.8	.32	-35.85	-31.29	-	-	-27	-4.29	104	110	H
4	7.125068	-42.33	RMS	35.6	11.8	.32	-35.85	-30.46	-	-	-27	-3.46	104	110	H

Pk - Peak detector
RMS - RMS detection

UL VERIFICATION SERVICES
47173 Benicia Street, Fremont, CA 94538; USA TEL:(510) 319-4000 FAX:(510) 661-0888
This report shall not be reproduced except in full, without the written approval of UL VERIFICATION SERVICES

VERTICAL RESULT

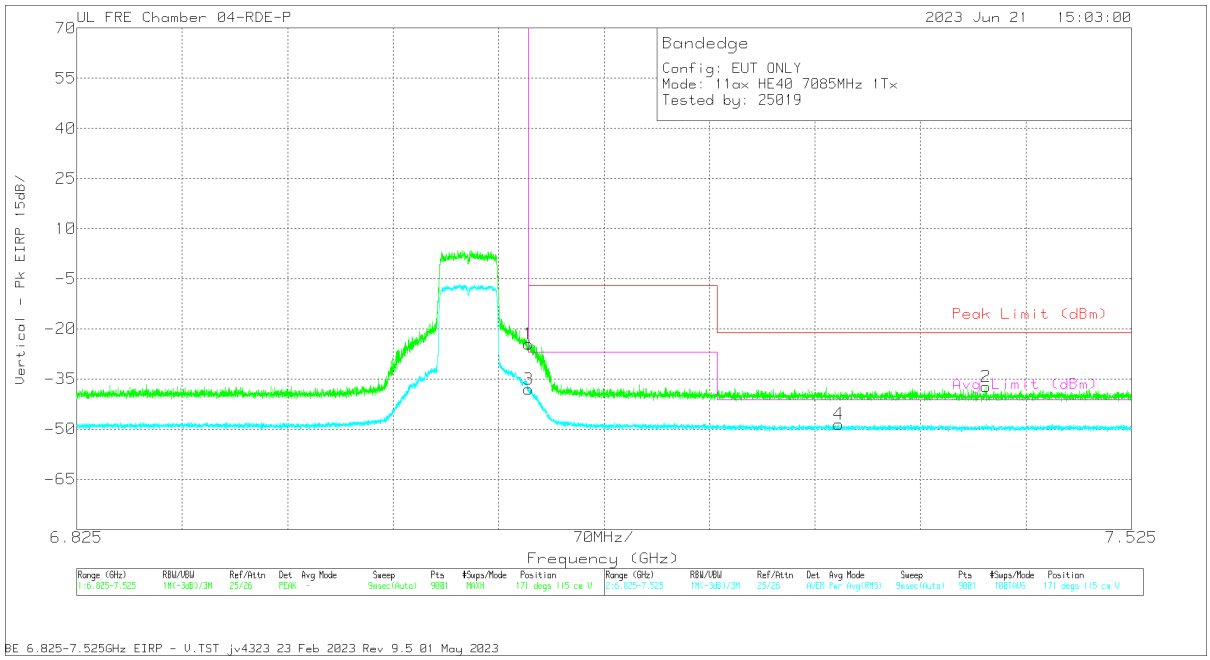

Marker	Frequency (GHz)	Meter Reading (dBm)	Det	222740 ACF(dB) - 3mH	Conversion Factor (dB)	DCCF (dB)	Gain/Loss (dB)	Corrected Reading EIRP	Peak Limit (dBm)	PK Margin (dB)	Avg Limit (dBm)	RMS Margin (dB)	Azimuth (Degs)	Height (cm)	Polarity
1	7.125	-36.03	Pk	35.6	11.8	0	-35.85	-24.48	-7	-17.48	-	-	171	115	V
2	7.428635	-48.42	Pk	35.7	11.8	0	-36.32	-37.24	-21.2	-16.04	-	-	171	115	V
3	7.125	-50.26	RMS	35.6	11.8	.32	-35.85	-38.39	-	-	-27	-11.39	171	115	V
4	7.33079	-60.19	RMS	35.7	11.8	.32	-36.4	-48.77	-	-	-41.2	-7.57	171	115	V

Pk - Peak detector
RMS - RMS detection

UL VERIFICATION SERVICES
47173 Benicia Street, Fremont, CA 94538; USA TEL:(510) 319-4000 FAX:(510) 661-0888
This report shall not be reproduced except in full, without the written approval of UL VERIFICATION SERVICES

1TX Antenna 5 + Antenna 6 OFDMA MODE: 26-Tone, RU Index 17

BANDEDGE (HIGH CHANNEL)

HORIZONTAL RESULT

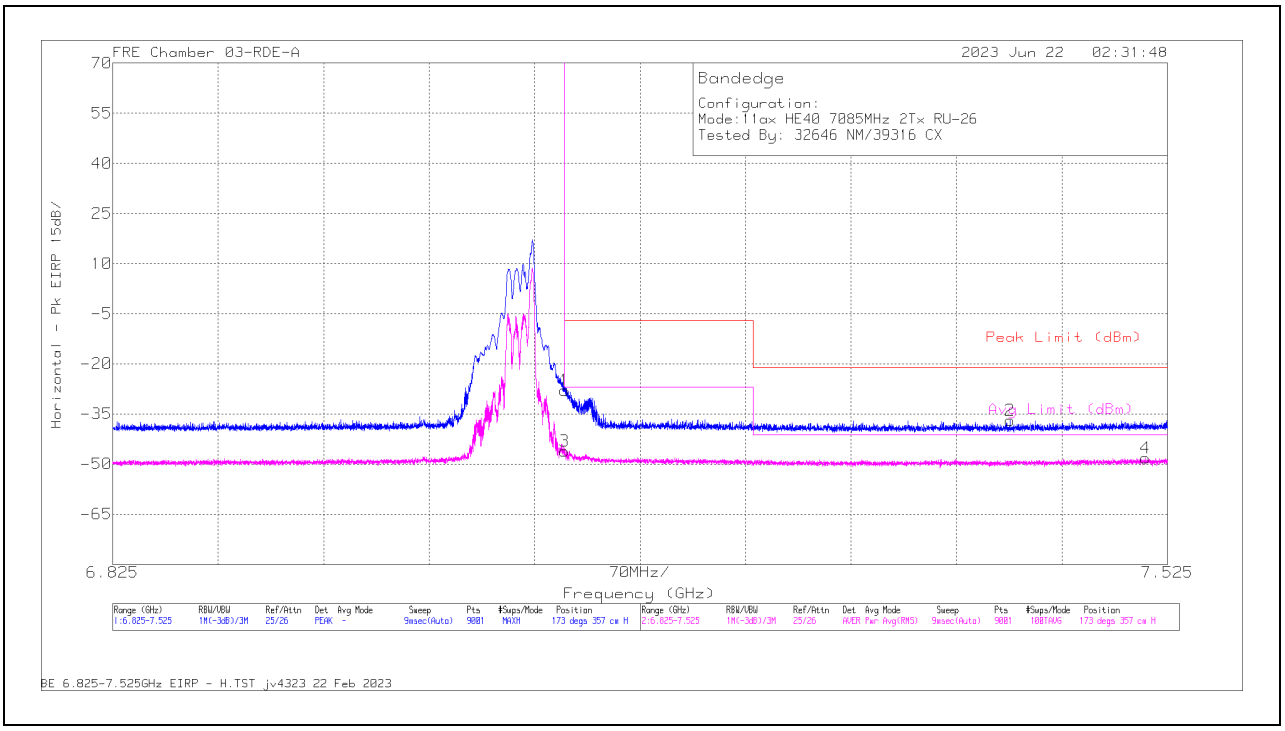

Marker	Frequency (GHz)	Meter Reading (dBm)	Det	230299 ACF (dB/m)	Conversion Factor (dB)	DCCF (dB)	Gain/Loss (dB)	Corrected Reading EIRP	Peak Limit (dBm)	PK Margin (dB)	Avg Limit (dBm)	RMS Margin (dB)	Azimuth (Degs)	Height (cm)	Polarity
1	7.125	-39.25	Pk	36.2	11.8	0	-36.65	-27.9	-7	-20.9	-	-	173	357	H
2	* 7.420546	-47.2	Pk	35.8	11.8	0	-37.27	-36.87	-21.2	-15.67	-	-	173	357	H
3	7.125	-57.88	RMS	36.2	11.8	.52	-36.65	-46.01	-	-	-27	-19.01	173	357	H
4	* 7.510535	-59.47	RMS	35.8	11.8	.52	-36.88	-48.23	-	-	-41.2	-7.03	173	357	H

* - indicates frequency in CFR47 Pt 15 / IC RSS-Restricted Band
Pk - Peak detector
RMS - RMS detection

UL VERIFICATION SERVICES
47173 Benicia Street, Fremont, CA 94538; USA TEL:(510) 319-4000 FAX:(510) 661-0888
This report shall not be reproduced except in full, without the written approval of UL VERIFICATION SERVICES

VERTICAL RESULT

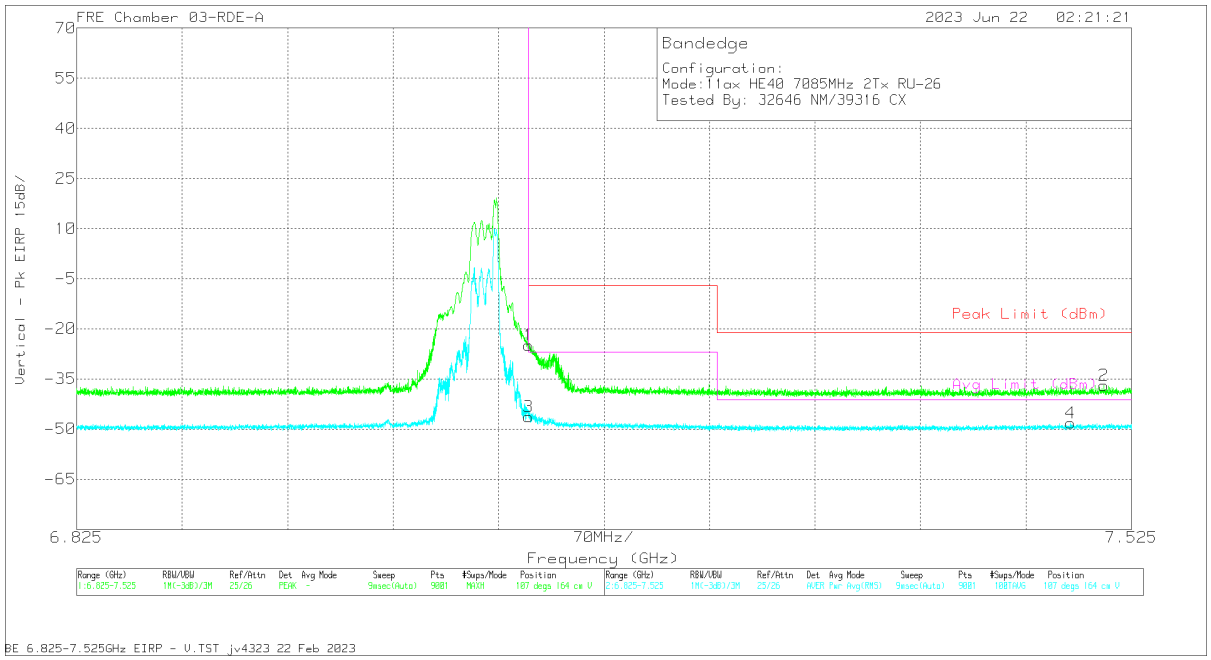

Marker	Frequency (GHz)	Meter Reading (dBm)	Det	230299 ACF (dB/m)	Conversion Factor (dB)	DCCF (dB)	Gain/Loss (dB)	Corrected Reading EIRP	Peak Limit (dBm)	PK Margin (dB)	Avg Limit (dBm)	RMS Margin (dB)	Azimuth (Degs)	Height (cm)	Polarity
1	7.125	-36.26	Pk	36.2	11.8	0	-36.65	-24.91	-7	-17.91	-	-	107	164	V
2	* 7.506802	-47.68	Pk	35.8	11.8	0	-36.89	-36.97	-21.2	-15.77	-	-	107	164	V
3	7.125	-58.14	RMS	36.2	11.8	.52	-36.65	-46.27	-	-	-27	-19.27	107	164	V
4	* 7.484791	-59.34	RMS	35.8	11.8	.52	-37.02	-48.24	-	-	-41.2	-7.04	107	164	V

* - indicates frequency in CFR47 Pt 15 / IC RSS-Restricted Band
Pk - Peak detector
RMS - RMS detection

UL VERIFICATION SERVICES
47173 Benicia Street, Fremont, CA 94538; USA TEL:(510) 319-4000 FAX:(510) 661-0888
This report shall not be reproduced except in full, without the written approval of UL VERIFICATION SERVICES

HARMONICS AND SPURIOUS EMISSIONS

STRADDLE CHANNEL

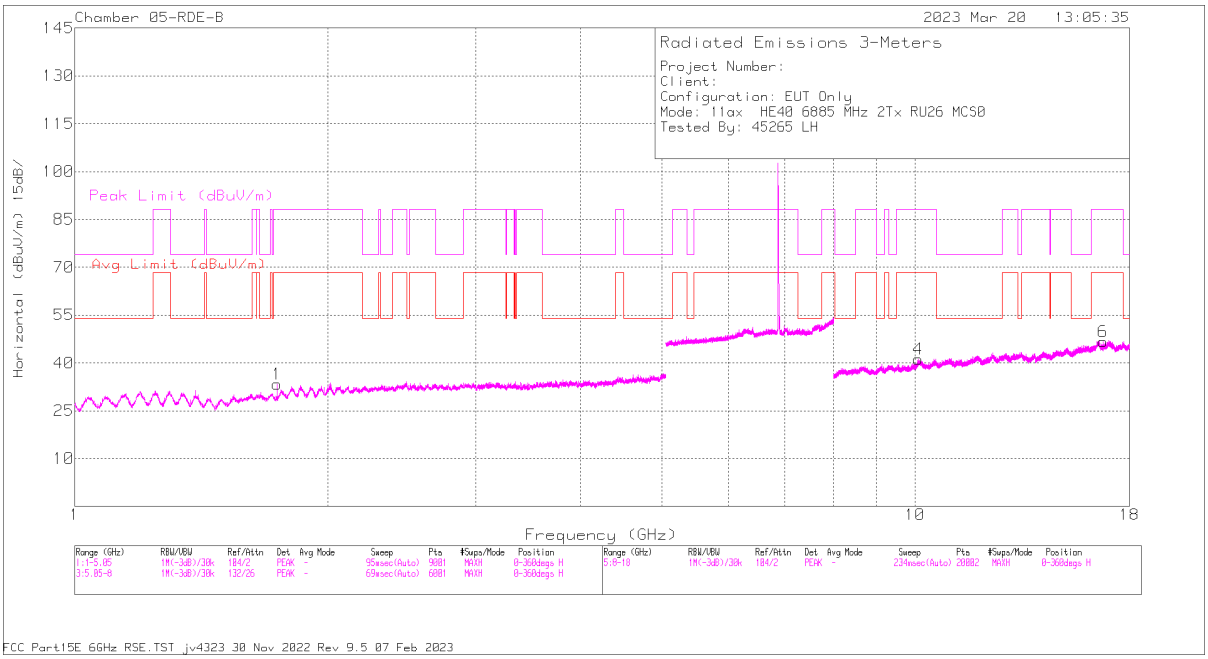

HORIZONTAL

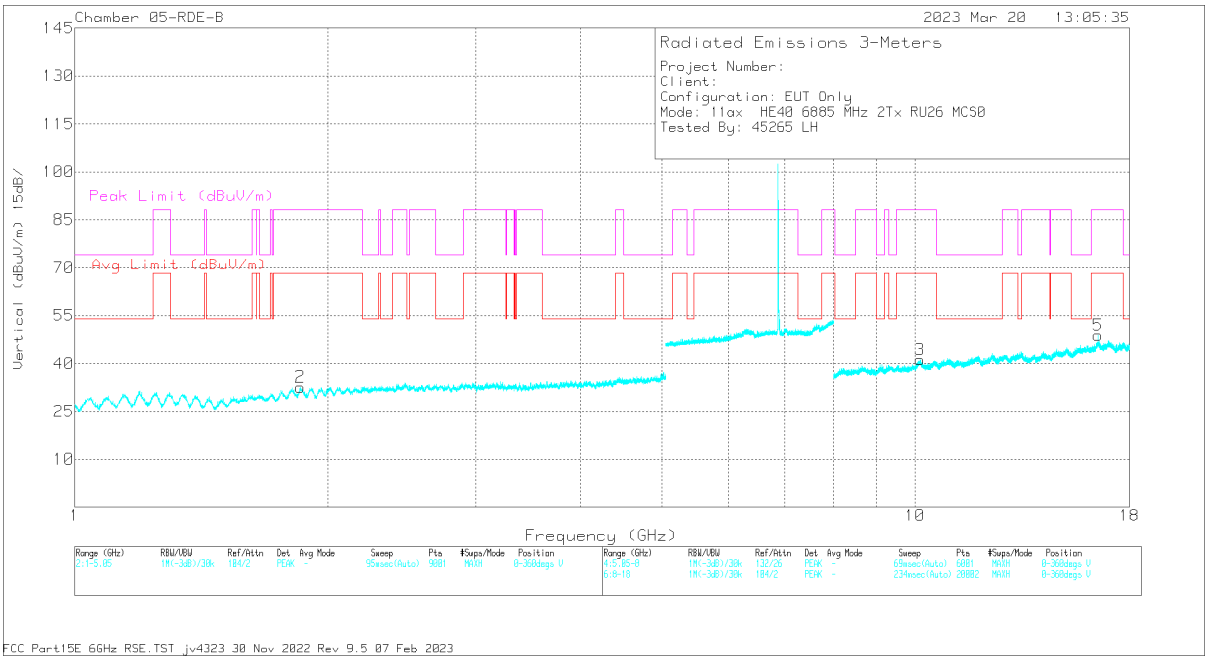

VERTICAL

UL VERIFICATION SERVICES
47173 Benicia Street, Fremont, CA 94538; USA TEL:(510) 319-4000 FAX:(510) 661-0888
This report shall not be reproduced except in full, without the written approval of UL VERIFICATION SERVICES

RADIATED EMISSIONS

Marker	Frequency (GHz)	Meter Reading (dBuV)	Det	Horn Antenna ACF(dB)	Gain/Loss (dB)	Corrected Reading (dBuV/m)	Avg Limit (dBuV/m)	Margin (dB)	Peak Limit (dBuV/m)	PK Margin (dB)	Azimuth (Degs)	Height (cm)	Polarity
1	1.740583	58.54	PK-U	29.9	-48.43	40.01	-	-	88.2	-48.19	40	367	H
	1.740024	46.44	ADR	29.9	-48.42	27.92	68.2	-40.28	-	-	40	367	H
2	1.854751	59.87	PK-U	30.8	-48.3	42.37	-	-	88.2	-45.83	40	101	V
	1.854596	48.41	ADR	30.8	-48.3	30.91	68.2	-37.29	-	-	40	101	V
3	10.140663	57.07	PK-U	37.6	-44.23	50.44	-	-	88.2	-37.76	40	200	V
	10.139908	45.65	ADR	37.7	-44.25	39.10	68.2	-29.10	-	-	40	200	V
4	10.081158	57.62	PK-U	37.6	-44.47	50.75	-	-	88.2	-37.45	40	200	H
	10.080227	45.29	ADR	37.6	-44.48	38.41	68.2	-29.79	-	-	40	200	H
5	16.526522	55.96	PK-U	42	-42.14	55.82	-	-	88.2	-32.38	40	101	V
	16.52841	44.67	ADR	42	-42.15	44.52	68.2	-23.68	-	-	40	101	V
6	16.754504	56.47	PK-U	42.3	-42.65	56.12	-	-	88.2	-32.08	40	200	H
	16.753407	44.1	ADR	42.4	-42.64	43.86	68.2	-24.34	-	-	40	200	H

* - indicates frequency in CFR47 Pt 15 / IC RSS-Restricted Band
PK-U - U-NII: Maximum Peak
ADR - U-NII AD primary method, RMS average

UL VERIFICATION SERVICES
47173 Benicia Street, Fremont, CA 94538; USA TEL:(510) 319-4000 FAX:(510) 661-0888
This report shall not be reproduced except in full, without the written approval of UL VERIFICATION SERVICES

LOW CHANNEL

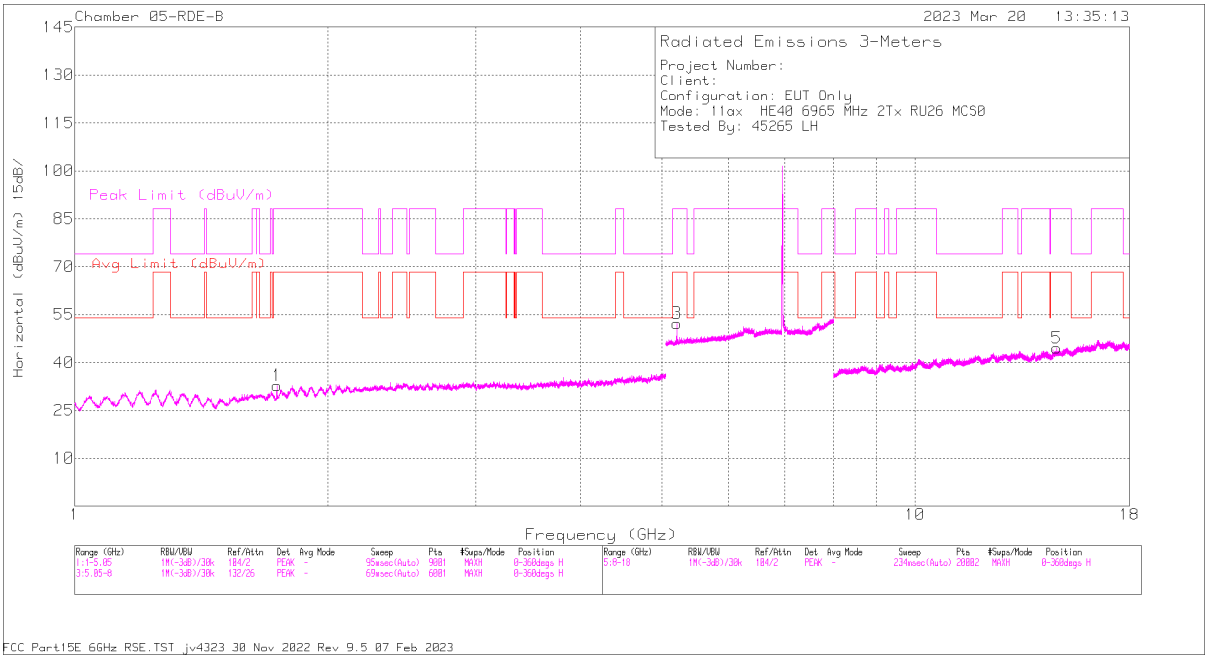

HORIZONTAL

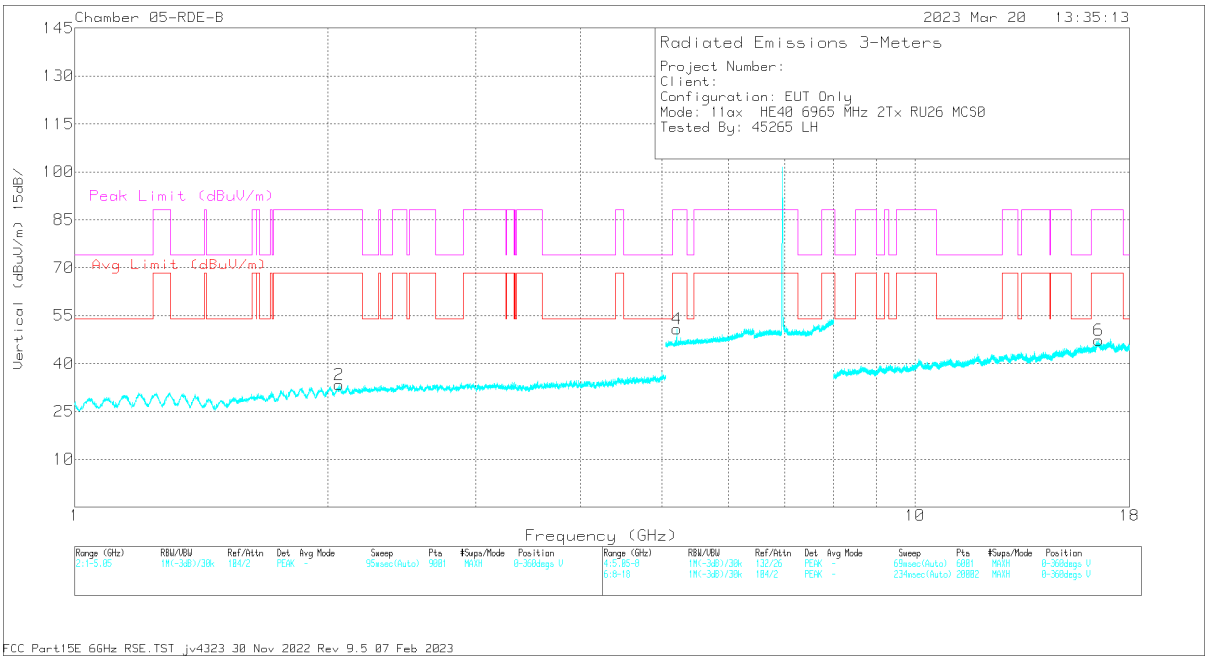

VERTICAL

UL VERIFICATION SERVICES
47173 Benicia Street, Fremont, CA 94538; USA TEL:(510) 319-4000 FAX:(510) 661-0888
This report shall not be reproduced except in full, without the written approval of UL VERIFICATION SERVICES

RADIATED EMISSIONS

Marker	Frequency (GHz)	Meter Reading (dBuV)	Det	Horn Antenna ACF(dB)	Gain/Loss (dB)	Corrected Reading (dBuV/m)	Avg Limit (dBuV/m)	Margin (dB)	Peak Limit (dBuV/m)	PK Margin (dB)	Azimuth (Degs)	Height (cm)	Polarity
1	1.742244	57.8	PK-U	29.9	-48.45	39.25	-	-	88.2	-48.95	218	102	H
	1.741513	46.28	ADR	29.9	-48.44	27.74	68.2	-40.46	-	-	218	102	H
2	2.063817	59.97	PK-U	31.5	-48.62	42.85	-	-	88.2	-45.35	218	102	V
	2.065139	48.16	ADR	31.5	-48.64	31.02	68.2	-37.18	-	-	218	102	V
3	5.20538	65.23	PK-U	34.6	-37.94	61.89	-	-	88.2	-26.31	17	107	H
	5.205578	55.64	ADR	34.6	-37.94	52.30	68.2	-15.90	-	-	17	107	H
4	5.205909	65	PK-U	34.6	-37.95	61.65	-	-	88.2	-26.55	92	118	V
	5.206065	54.46	ADR	34.6	-37.95	51.11	68.2	-17.09	-	-	92	118	V
5	14.740083	56.54	PK-U	40.1	-42.99	53.65	-	-	88.2	-34.55	92	199	H
	14.740535	44.51	ADR	40.1	-42.97	41.64	68.2	-26.56	-	-	92	199	H
6	16.553881	56.72	PK-U	42	-42.41	56.31	-	-	88.2	-31.89	92	199	V
	16.550386	44.67	ADR	42	-42.33	44.44	68.2	-23.76	-	-	92	199	V

* - indicates frequency in CFR47 Pt 15 / IC RSS-Restricted Band
PK-U - U-NII: Maximum Peak
ADR - U-NII AD primary method, RMS average

UL VERIFICATION SERVICES
47173 Benicia Street, Fremont, CA 94538; USA TEL:(510) 319-4000 FAX:(510) 661-0888
This report shall not be reproduced except in full, without the written approval of UL VERIFICATION SERVICES

HIGH CHANNEL

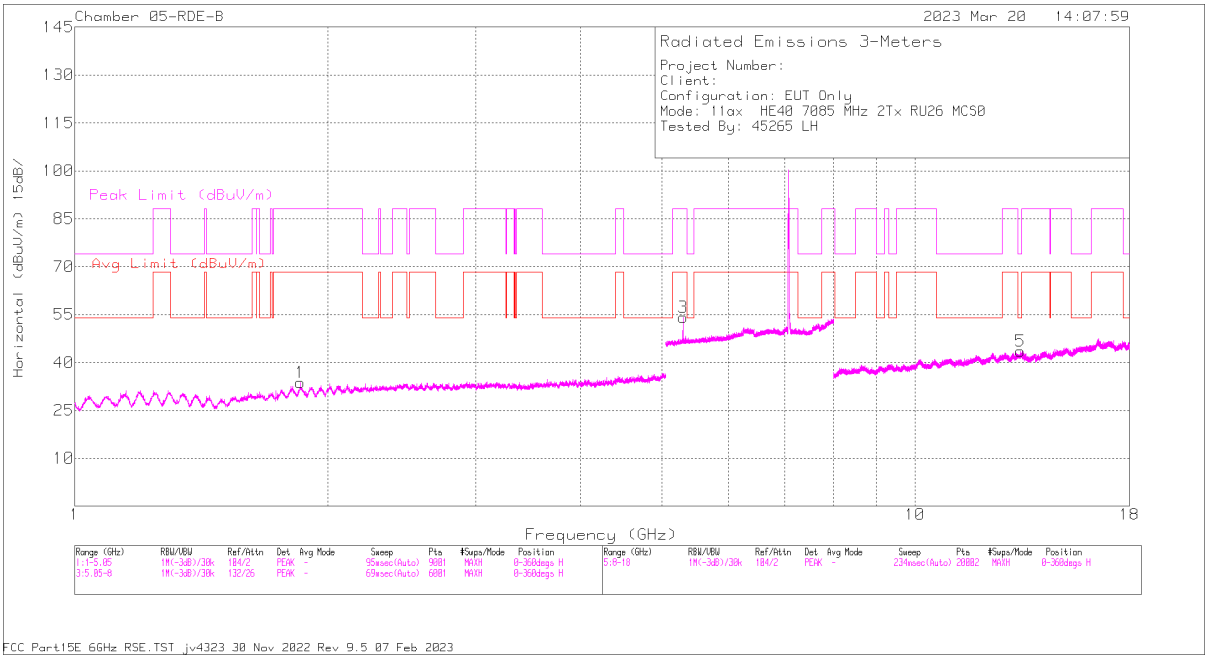

HORIZONTAL

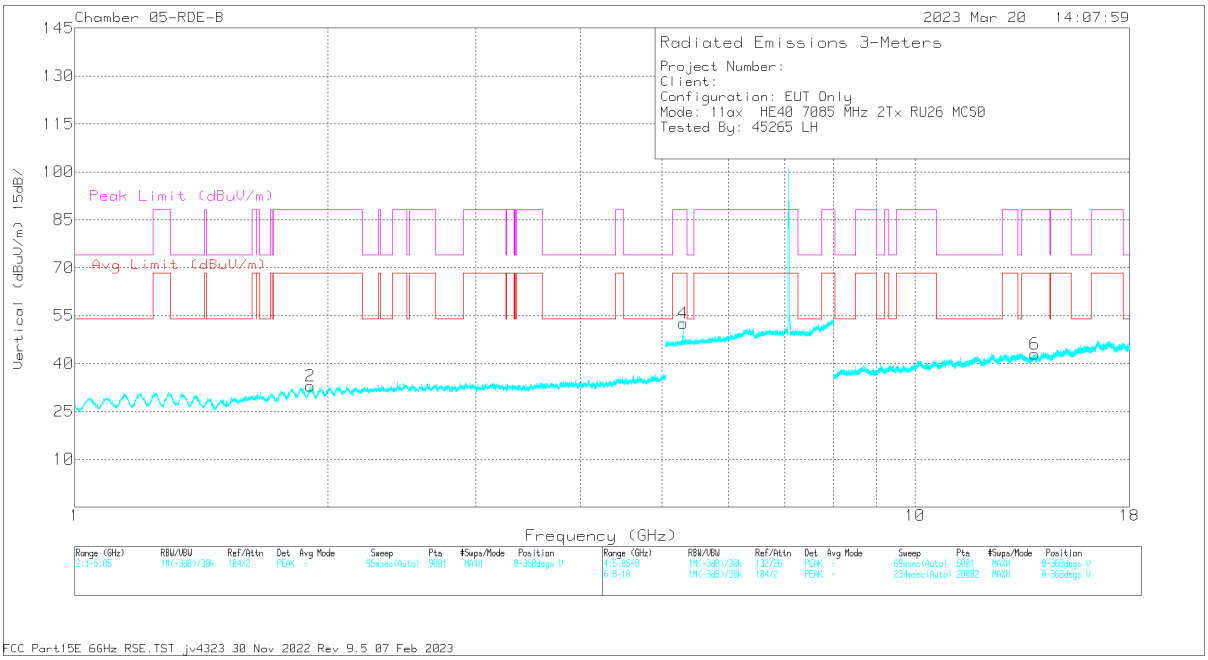

VERTICAL

UL VERIFICATION SERVICES
47173 Benicia Street, Fremont, CA 94538; USA TEL:(510) 319-4000 FAX:(510) 661-0888
This report shall not be reproduced except in full, without the written approval of UL VERIFICATION SERVICES

RADIATED EMISSIONS

Marker	Frequency (GHz)	Meter Reading (dBuV)	Det	Horn Antenna ACF(dB)	Gain/Loss (dB)	Corrected Reading (dBuV/m)	Avg Limit (dBuV/m)	Margin (dB)	Peak Limit (dBuV/m)	PK Margin (dB)	Azimuth (Degs)	Height (cm)	Polarity
1	1.855554	59.75	PK-U	30.8	-48.32	42.23	-	-	88.2	-45.97	1	200	H
	1.854869	48.53	ADR	30.8	-48.3	31.03	68.2	-37.17	-	-	1	200	H
2	1.905386	59.81	PK-U	31.2	-48.29	42.72	-	-	88.2	-45.48	1	200	V
	1.908992	47.99	ADR	31.2	-48.21	30.98	68.2	-37.22	-	-	1	200	V
3	5.295451	66.57	PK-U	34.7	-37.72	63.55	-	-	88.2	-24.65	16	115	H
	5.295401	56.77	ADR	34.7	-37.72	53.75	68.2	-14.45	-	-	16	115	H
4	5.295528	65.28	PK-U	34.7	-37.71	62.27	-	-	88.2	-25.93	81	154	V
	5.29532	55.26	ADR	34.7	-37.72	52.24	68.2	-15.96	-	-	81	154	V
5	13.351815	57.33	PK-U	39.6	-44.66	52.27	-	-	74	-21.73	81	200	H
	13.355651	45.77	ADR	39.7	-44.7	40.77	54	-13.23	-	-	81	200	H
6	13.897621	57.05	PK-U	39.3	-43.85	52.5	-	-	88.2	-35.7	81	101	V
	13.895587	45.18	ADR	39.3	-43.85	40.63	68.2	-27.57	-	-	81	101	V

* - indicates frequency in CFR47 Pt 15 / IC RSS-Restricted Band
PK-U - U-NII: Maximum Peak
ADR - U-NII AD primary method, RMS average

UL VERIFICATION SERVICES
47173 Benicia Street, Fremont, CA 94538; USA TEL:(510) 319-4000 FAX:(510) 661-0888
This report shall not be reproduced except in full, without the written approval of UL VERIFICATION SERVICES

1TX Antenna 5 + Antenna 6 OFDMA MODE: SU, Single User

BANDEDGE (HIGH CHANNEL)

HORIZONTAL RESULT

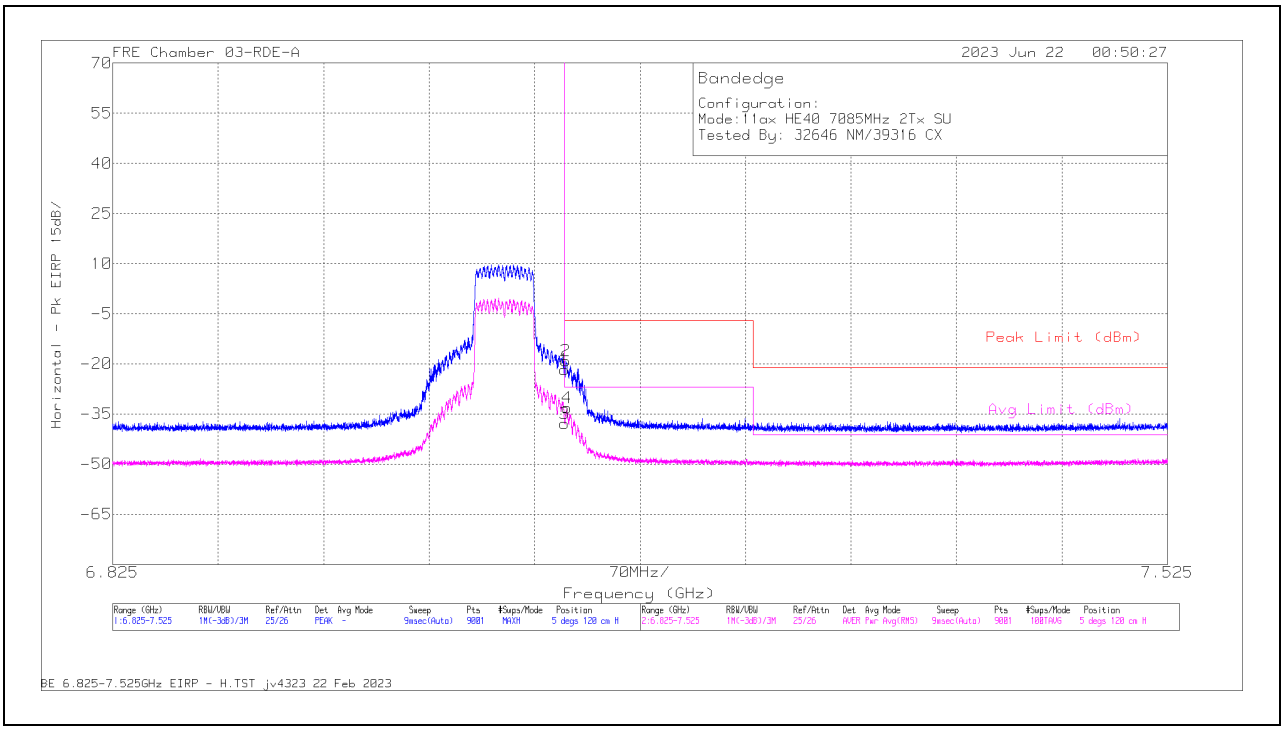

Marker	Frequency (GHz)	Meter Reading (dBm)	Det	230299 ACF (dB/m)	Conversion Factor (dB)	DCCF (dB)	Gain/Loss (dB)	Corrected Reading EIRP	Peak Limit (dBm)	PK Margin (dB)	Avg Limit (dBm)	RMS Margin (dB)	Azimuth (Degs)	Height (cm)	Polarity
1	7.125	-33.01	Pk	36.2	11.8	0	-36.65	-21.66	-7	-14.66	-	-	5	120	H
2	7.125845	-30.49	Pk	36.2	11.8	0	-36.67	-19.16	-7	-12.16	-	-	5	120	H
3	7.125	-49.63	RMS	36.2	11.8	.32	-36.65	-37.96	-	-	-27	-10.96	5	120	H
4	7.126468	-44.86	RMS	36.2	11.8	.32	-36.67	-33.21	-	-	-27	-6.21	5	120	H

Pk - Peak detector
RMS - RMS detection

UL VERIFICATION SERVICES
47173 Benicia Street, Fremont, CA 94538; USA TEL:(510) 319-4000 FAX:(510) 661-0888
This report shall not be reproduced except in full, without the written approval of UL VERIFICATION SERVICES

VERTICAL RESULT

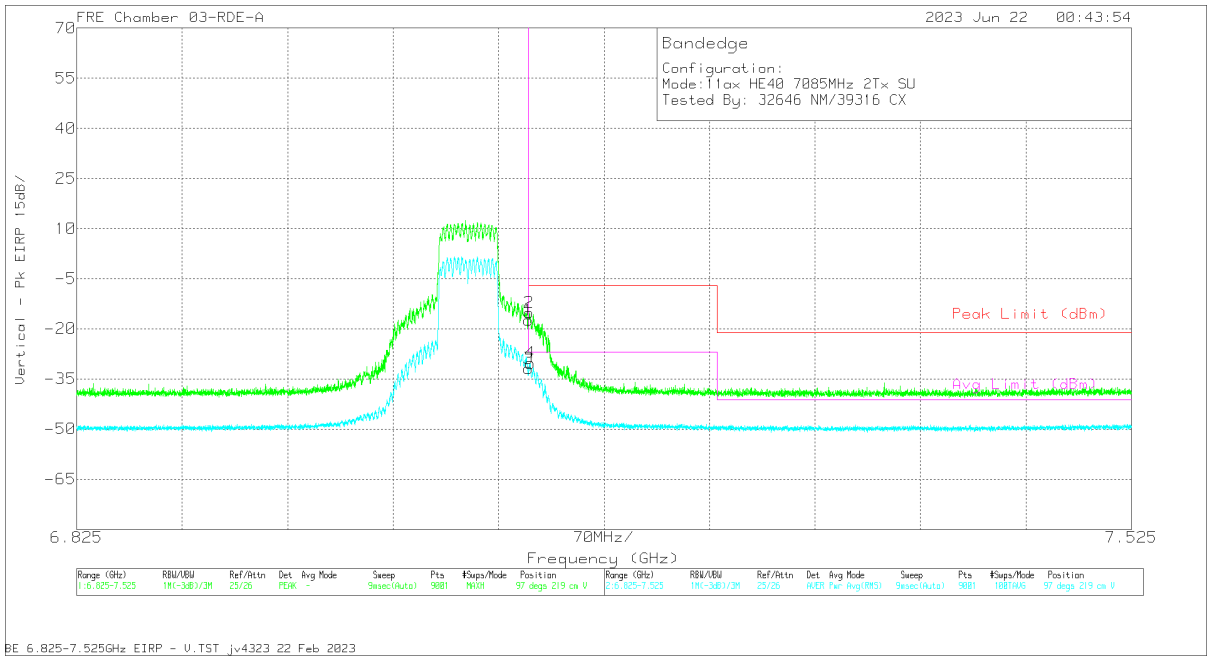

Marker	Frequency (GHz)	Meter Reading (dBm)	Det	230299 ACF (dB/m)	Conversion Factor (dB)	DCCF (dB)	Gain/Loss (dB)	Corrected Reading EIRP	Peak Limit (dBm)	PK Margin (dB)	Avg Limit (dBm)	RMS Margin (dB)	Azimuth (Degs)	Height (cm)	Polarity
1	7.125	-28.72	Pk	36.2	11.8	0	-36.65	-17.37	-7	-10.37	-	-	97	219	V
2	7.125145	-26.44	Pk	36.2	11.8	0	-36.65	-15.09	-7	-8.09	-	-	97	219	V
3	7.125	-43.54	RMS	36.2	11.8	.32	-36.65	-31.87	-	-	-27	-4.87	97	219	V
4	7.126001	-41.93	RMS	36.2	11.8	.32	-36.67	-30.28	-	-	-27	-3.28	97	219	V

Pk - Peak detector
RMS - RMS detection

UL VERIFICATION SERVICES
47173 Benicia Street, Fremont, CA 94538; USA TEL:(510) 319-4000 FAX:(510) 661-0888
This report shall not be reproduced except in full, without the written approval of UL VERIFICATION SERVICES

HARMONICS AND SPURIOUS EMISSIONS

STRADDLE CHANNEL

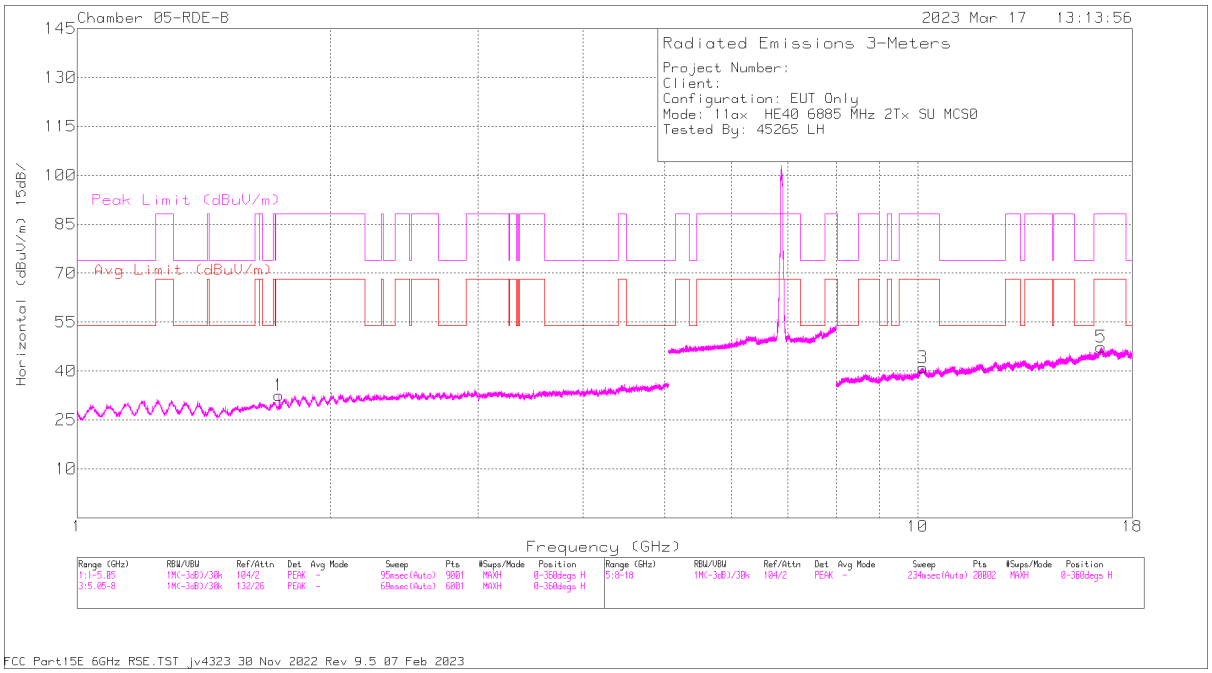

HORIZONTAL

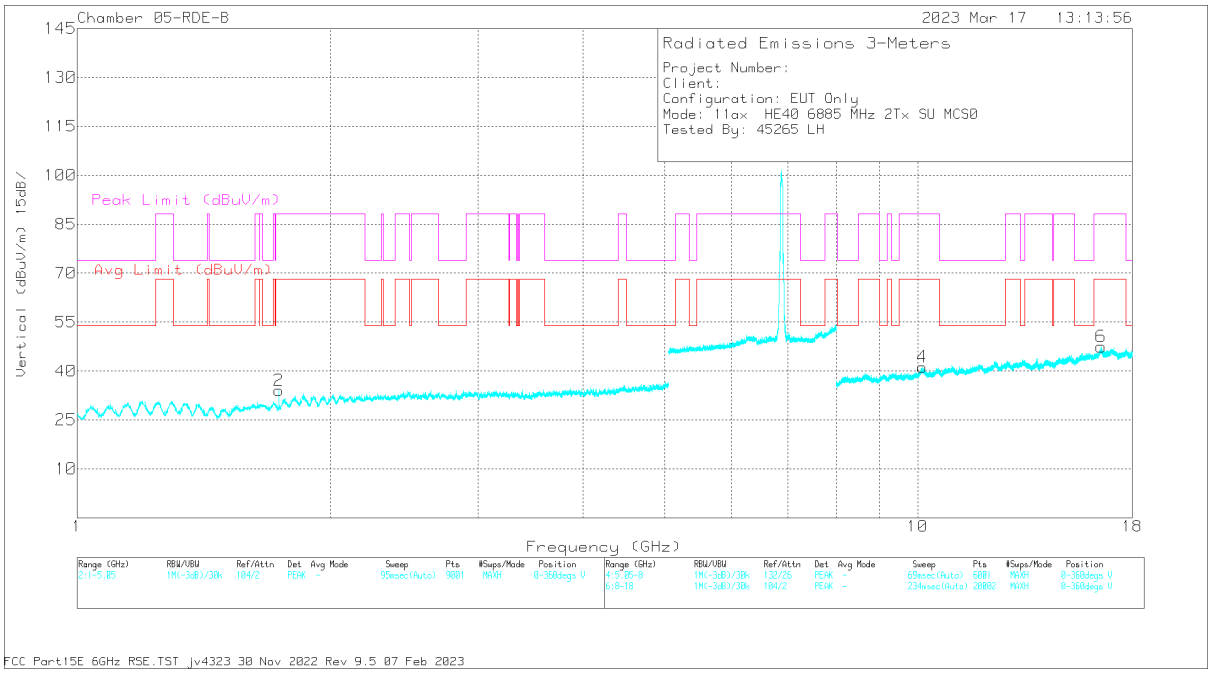

VERTICAL

UL VERIFICATION SERVICES
47173 Benicia Street, Fremont, CA 94538; USA TEL:(510) 319-4000 FAX:(510) 661-0888
This report shall not be reproduced except in full, without the written approval of UL VERIFICATION SERVICES

RADIATED EMISSIONS

Marker	Frequency (GHz)	Meter Reading (dBuV)	Det	Horn Antenna ACF(dB)	Gain/Loss (dB)	Corrected Reading (dBuV/m)	Avg Limit (dBuV/m)	Margin (dB)	Peak Limit (dBuV/m)	PK Margin (dB)	Azimuth (Degs)	Height (cm)	Polarity
1	1.740187	58.04	PK-U	29.9	-48.42	39.52	-	-	88.2	-48.68	219	160	H
	1.739969	46.13	ADR	29.9	-48.42	27.61	68.2	-40.59	-	-	219	160	H
2	1.738079	57.54	PK-U	29.8	-48.36	38.98	-	-	88.2	-49.22	62	116	V
	1.736525	46.32	ADR	29.8	-48.32	27.80	68.2	-40.40	-	-	62	116	V
3	10.145912	56.77	PK-U	37.6	-44.25	50.12	-	-	88.2	-38.08	62	101	H
	10.144885	45.65	ADR	37.6	-44.23	39.02	68.2	-29.18	-	-	62	101	H
4	10.128184	57.06	PK-U	37.6	-44.16	50.5	-	-	88.2	-37.7	62	101	V
	10.127467	45.52	ADR	37.6	-44.15	38.97	68.2	-29.23	-	-	62	101	V
5	16.529532	56.4	PK-U	42	-42.17	56.23	-	-	88.2	-31.97	62	200	H
	16.530872	44.5	ADR	42	-42.17	44.33	68.2	-23.87	-	-	62	200	H
6	16.528887	55.92	PK-U	42	-42.15	55.77	-	-	88.2	-32.43	62	200	V
	16.527237	44.63	ADR	42	-42.15	44.48	68.2	-23.72	-	-	62	200	V

* - indicates frequency in CFR47 Pt 15 / IC RSS-Restricted Band
PK-U - U-NII: Maximum Peak
ADR - U-NII AD primary method, RMS average

UL VERIFICATION SERVICES
47173 Benicia Street, Fremont, CA 94538; USA TEL:(510) 319-4000 FAX:(510) 661-0888
This report shall not be reproduced except in full, without the written approval of UL VERIFICATION SERVICES

LOW CHANNEL

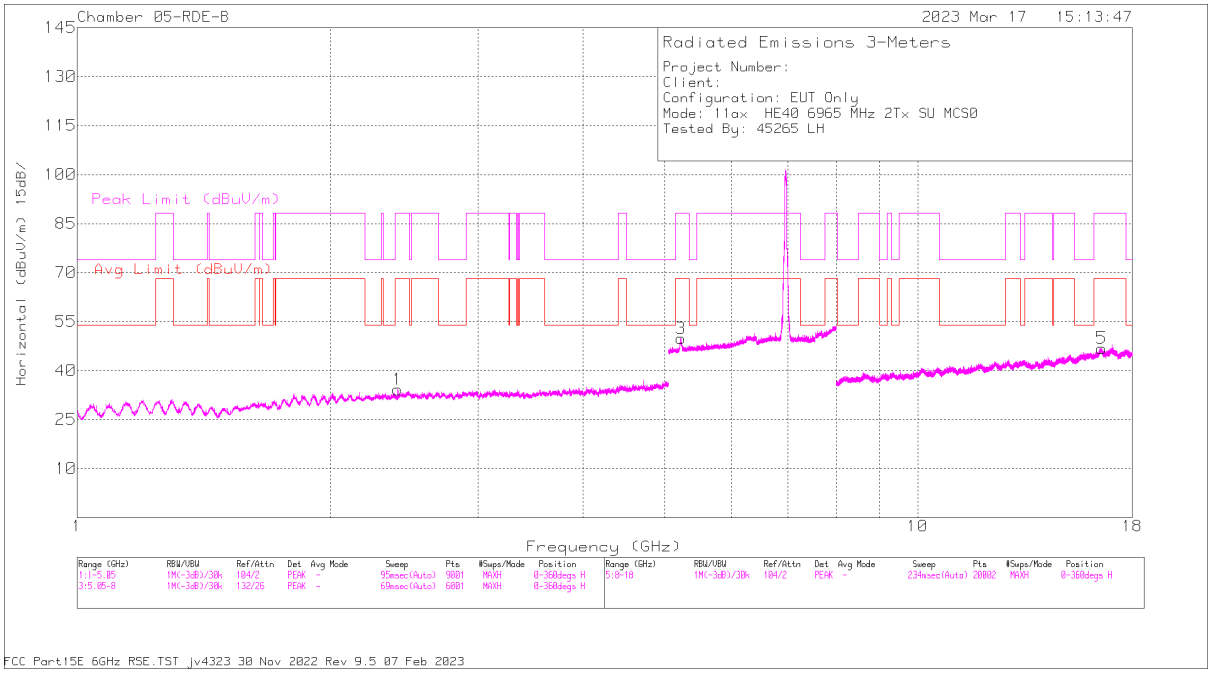

HORIZONTAL

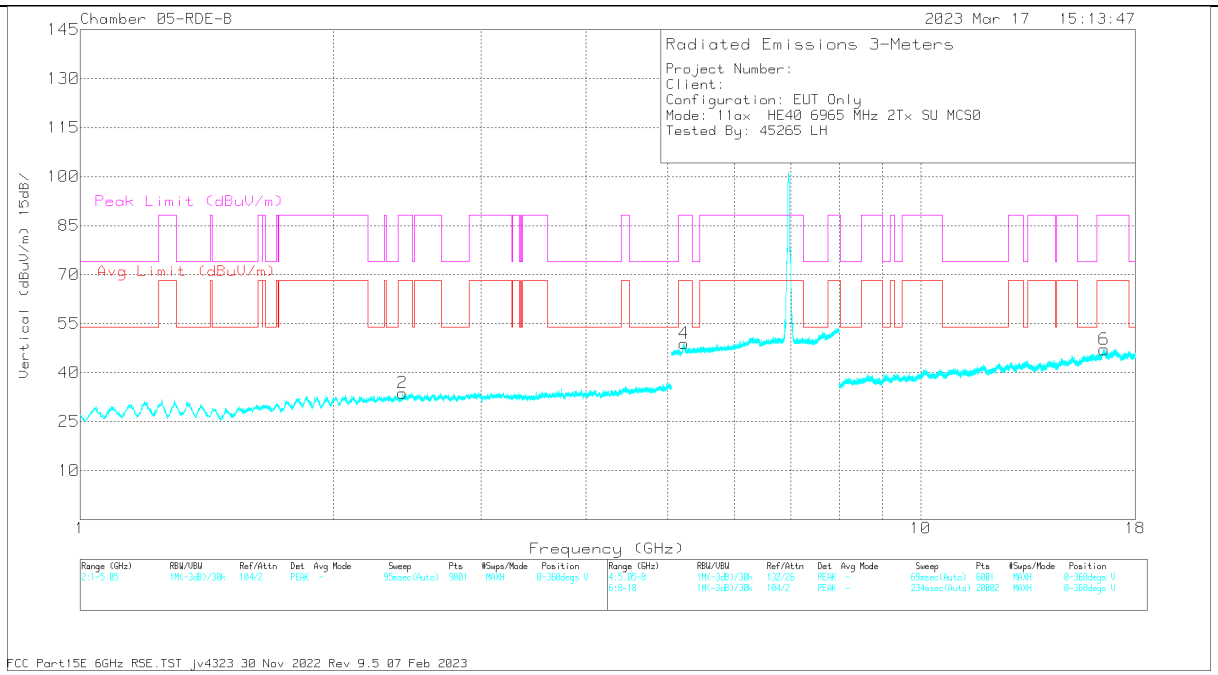

VERTICAL

UL VERIFICATION SERVICES
47173 Benicia Street, Fremont, CA 94538; USA TEL:(510) 319-4000 FAX:(510) 661-0888
This report shall not be reproduced except in full, without the written approval of UL VERIFICATION SERVICES

RADIATED EMISSIONS

Marker	Frequency (GHz)	Meter Reading (dBuV)	Det	Horn Antenna ACF(dB)	Gain/Loss (dB)	Corrected Reading (dBuV/m)	Avg Limit (dBuV/m)	Margin (dB)	Peak Limit (dBuV/m)	PK Margin (dB)	Azimuth (Degs)	Height (cm)	Polarity
1	2.404532	60.57	PK-U	32.3	-49.07	43.8	-	-	88.2	-44.4	1	199	H
	2.404782	47.51	ADR	32.3	-49.08	30.73	68.2	-37.47	-	-	1	199	H
2	2.419006	61.68	PK-U	32.4	-49.17	44.91	-	-	88.2	-43.29	1	199	V
	2.418832	48.27	ADR	32.4	-49.17	31.50	68.2	-36.70	-	-	1	199	V
3	5.2284	64.16	PK-U	34.6	-37.86	60.9	-	-	88.2	-27.3	168	135	H
	5.228596	53.44	ADR	34.6	-37.85	50.19	68.2	-18.01	-	-	168	135	H
4	5.224947	62.57	PK-U	34.7	-37.88	59.39	-	-	88.2	-28.81	290	135	V
	5.224995	50.8	ADR	34.7	-37.88	47.62	68.2	-20.58	-	-	290	135	V
5	16.552078	56	PK-U	42	-42.37	55.63	-	-	88.2	-32.57	290	101	H
	16.5523	44.62	ADR	42	-42.37	44.25	68.2	-23.95	-	-	290	101	H
6	16.524571	55.96	PK-U	42	-42.13	55.83	-	-	88.2	-32.37	290	200	V
	16.525965	44.67	ADR	42	-42.13	44.54	68.2	-23.66	-	-	290	200	V

* - indicates frequency in CFR47 Pt 15 / IC RSS-Restricted Band
PK-U - U-NII: Maximum Peak
ADR - U-NII AD primary method, RMS average

UL VERIFICATION SERVICES
47173 Benicia Street, Fremont, CA 94538; USA TEL:(510) 319-4000 FAX:(510) 661-0888
This report shall not be reproduced except in full, without the written approval of UL VERIFICATION SERVICES

HIGH CHANNEL

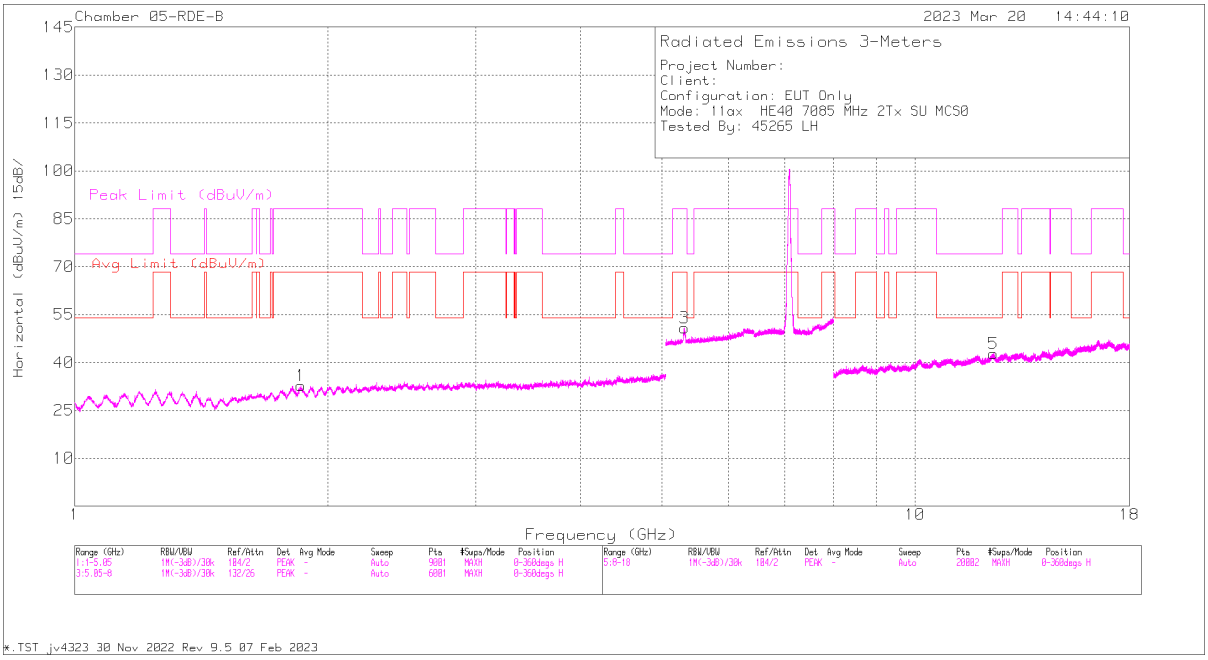

HORIZONTAL

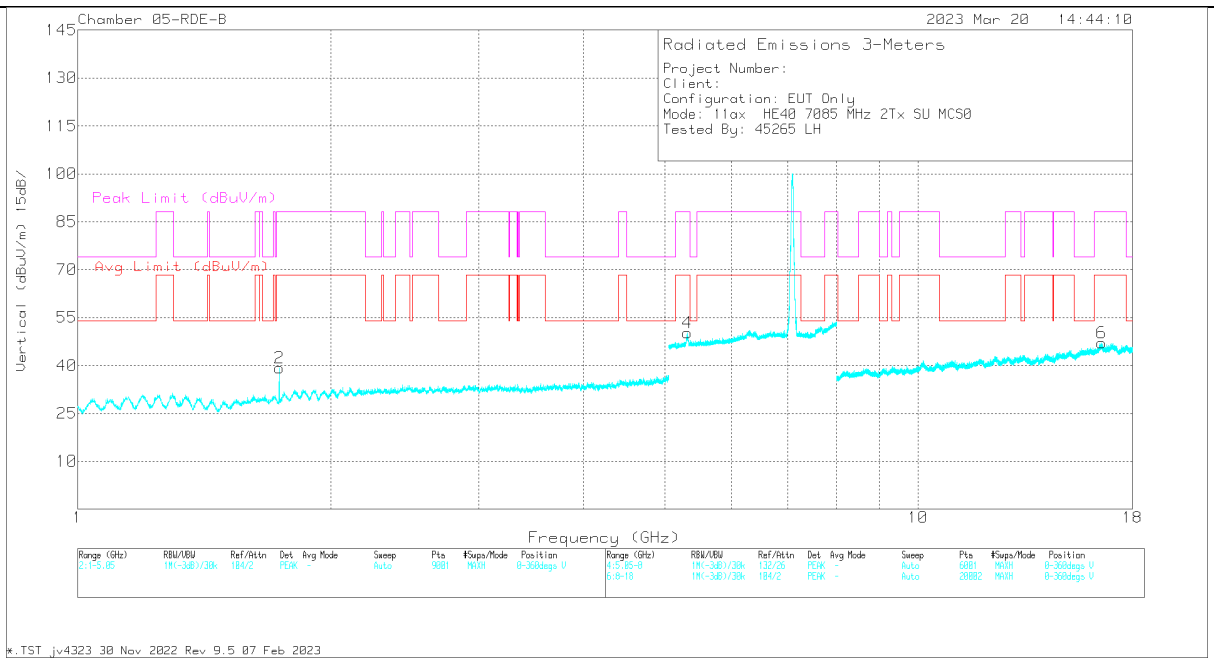

VERTICAL

UL VERIFICATION SERVICES
47173 Benicia Street, Fremont, CA 94538; USA TEL:(510) 319-4000 FAX:(510) 661-0888
This report shall not be reproduced except in full, without the written approval of UL VERIFICATION SERVICES

RADIATED EMISSIONS

Marker	Frequency (GHz)	Meter Reading (dBuV)	Det	Horn Antenna ACF(dB)	Gain/Loss (dB)	Corrected Reading (dBuV/m)	Avg Limit (dBuV/m)	Margin (dB)	Peak Limit (dBuV/m)	PK Margin (dB)	Azimuth (Degs)	Height (cm)	Polarity
1	1.856803	60.09	PK-U	30.8	-48.35	42.54	-	-	88.2	-45.66	0	101	H
	1.857023	48.6	ADR	30.8	-48.36	31.04	68.2	-37.16	-	-	0	101	H
2	1.736769	58.09	PK-U	29.8	-48.32	39.57	-	-	88.2	-48.63	254	120	V
	1.739645	46.31	ADR	29.9	-48.41	27.80	68.2	-40.40	-	-	254	120	V
3	5.317883	64.85	PK-U	34.7	-37.7	61.85	-	-	88.2	-26.35	17	141	H
	5.317997	53.69	ADR	34.7	-37.7	50.69	68.2	-17.51	-	-	17	141	H
4	5.312562	63.24	PK-U	34.7	-37.67	60.27	-	-	88.2	-27.93	88	374	V
	5.312739	51.93	ADR	34.7	-37.67	48.96	68.2	-19.24	-	-	88	374	V
5	*12.391186	55.08	PK-U	39.4	-42.99	51.49	-	-	74	-22.51	88	199	H
	*12.391311	43.52	ADR	39.4	-42.99	39.93	54	-14.07	-	-	88	199	H
6	16.548052	56.29	PK-U	42	-42.34	55.95	-	-	88.2	-32.25	88	101	V
	16.548463	44.58	ADR	42	-42.34	44.24	68.2	-23.96	-	-	88	101	V

* - indicates frequency in CFR47 Pt 15 / IC RSS-Restricted Band
PK-U - U-NII: Maximum Peak
ADR - U-NII AD primary method, RMS average

UL VERIFICATION SERVICES
47173 Benicia Street, Fremont, CA 94538; USA TEL:(510) 319-4000 FAX:(510) 661-0888
This report shall not be reproduced except in full, without the written approval of UL VERIFICATION SERVICES

1.1.14. TX ABOVE 1 GHz 802.11ax HE80 MODE IN THE UNII-8 BAND

1TX Antenna 6 MODE: 26-Tone, RU Index 36

BANDEDGE (HIGH CHANNEL)

HORIZONTAL RESULT

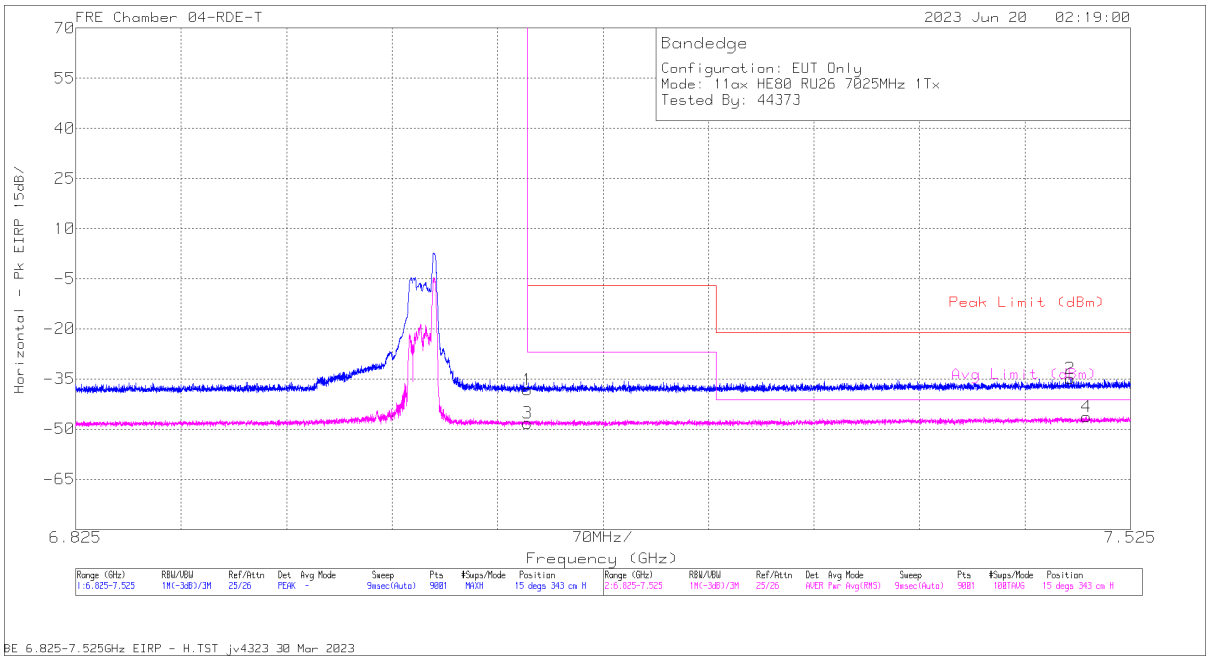

Marker	Frequency (GHz)	Meter Reading (dBm)	Det	226673 ACF (dB) 3mH	Conversion Factor (dB)	DCCF (dB)	Gain/Loss (dB)	Corrected Reading EIRP	Peak Limit (dBm)	PK Margin (dB)	Avg Limit (dBm)	RMS Margin (dB)	Azimuth (Degs)	Height (cm)	Polarity
1	7.125	-51.57	Pk	35.6	11.8	0	-34.14	-38.31	-7	-31.31	-	-	15	343	H
2	* 7.48518	-48.98	Pk	35.7	11.8	0	-33.42	-34.9	-21.2	-13.7	-	-	15	343	H
3	7.125	-62.03	RMS	35.6	11.8	.51	-34.14	-48.26	-	-	-27	-21.26	15	343	H
4	* 7.495835	-60.96	RMS	35.7	11.8	.51	-33.27	-46.22	-	-	-41.2	-5.02	15	343	H

* - indicates frequency in CFR47 Pt 15 / IC RSS-Restricted Band
Pk - Peak detector
RMS - RMS detection

UL VERIFICATION SERVICES
47173 Benicia Street, Fremont, CA 94538; USA TEL:(510) 319-4000 FAX:(510) 661-0888
This report shall not be reproduced except in full, without the written approval of UL VERIFICATION SERVICES

VERTICAL RESULT

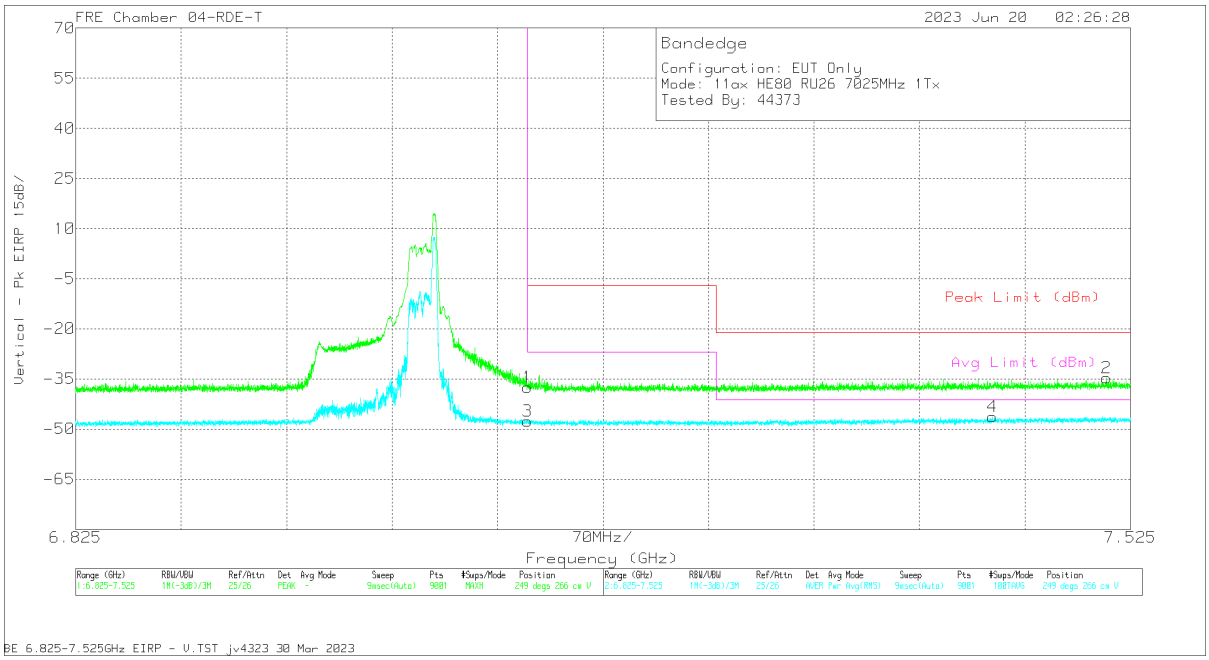

Marker	Frequency (GHz)	Meter Reading (dBm)	Det	226673 ACF (dB) 3mH	Conversion Factor (dB)	DCCF (dB)	Gain/Loss (dB)	Corrected Reading EIRP	Peak Limit (dBm)	PK Margin (dB)	Avg Limit (dBm)	RMS Margin (dB)	Azimuth (Degs)	Height (cm)	Polarity
1	7.125	-50.8	Pk	35.6	11.8	0	-34.14	-37.54	-7	-30.54	-	-	249	266	V
2	* 7.509213	-48.94	Pk	35.7	11.8	0	-33.21	-34.65	-21.2	-13.45	-	-	249	266	V
3	7.125	-61.42	RMS	35.6	11.8	.51	-34.14	-47.65	-	-	-27	-20.65	249	266	V
4	* 7.43338	-60.84	RMS	35.7	11.8	.51	-33.49	-46.32	-	-	-41.2	-5.12	249	266	V

* - indicates frequency in CFR47 Pt 15 / IC RSS-Restricted Band
Pk - Peak detector
RMS - RMS detection

UL VERIFICATION SERVICES
47173 Benicia Street, Fremont, CA 94538; USA TEL:(510) 319-4000 FAX:(510) 661-0888
This report shall not be reproduced except in full, without the written approval of UL VERIFICATION SERVICES

1TX Antenna 6 MODE: SU, Single User

BANDEDGE (HIGH CHANNEL)

HORIZONTAL RESULT

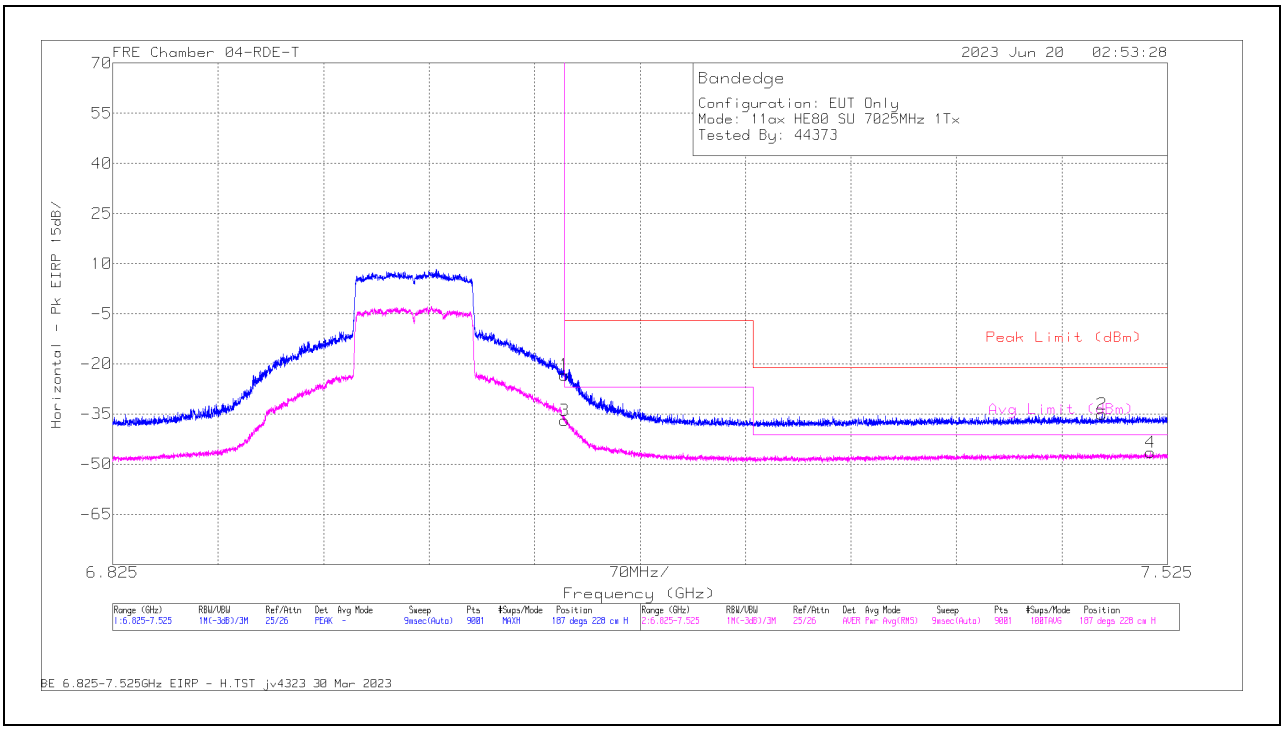

Marker	Frequency (GHz)	Meter Reading (dBm)	Det	226673 ACF (dB) 3mH	Conversion Factor (dB)	DCCF (dB)	Gain/Loss (dB)	Corrected Reading EIRP	Peak Limit (dBm)	PK Margin (dB)	Avg Limit (dBm)	RMS Margin (dB)	Azimuth (Degs)	Height (cm)	Polarity
1	7.125	-36.57	Pk	35.6	11.8	0	-34.14	-23.31	-7	-16.31	-	-	187	228	H
2	* 7.481524	-49.22	Pk	35.7	11.8	0	-33.38	-35.1	-21.2	-13.9	-	-	187	228	H
3	7.125	-50.77	RMS	35.6	11.8	.53	-34.14	-36.98	-	-	-27	-9.98	187	228	H
4	* 7.513802	-61.35	RMS	35.7	11.8	.53	-33.26	-46.58	-	-	-41.2	-5.38	187	228	H

* - indicates frequency in CFR47 Pt 15 / IC RSS-Restricted Band
Pk - Peak detector
RMS - RMS detection

UL VERIFICATION SERVICES
47173 Benicia Street, Fremont, CA 94538; USA TEL:(510) 319-4000 FAX:(510) 661-0888
This report shall not be reproduced except in full, without the written approval of UL VERIFICATION SERVICES

VERTICAL RESULT

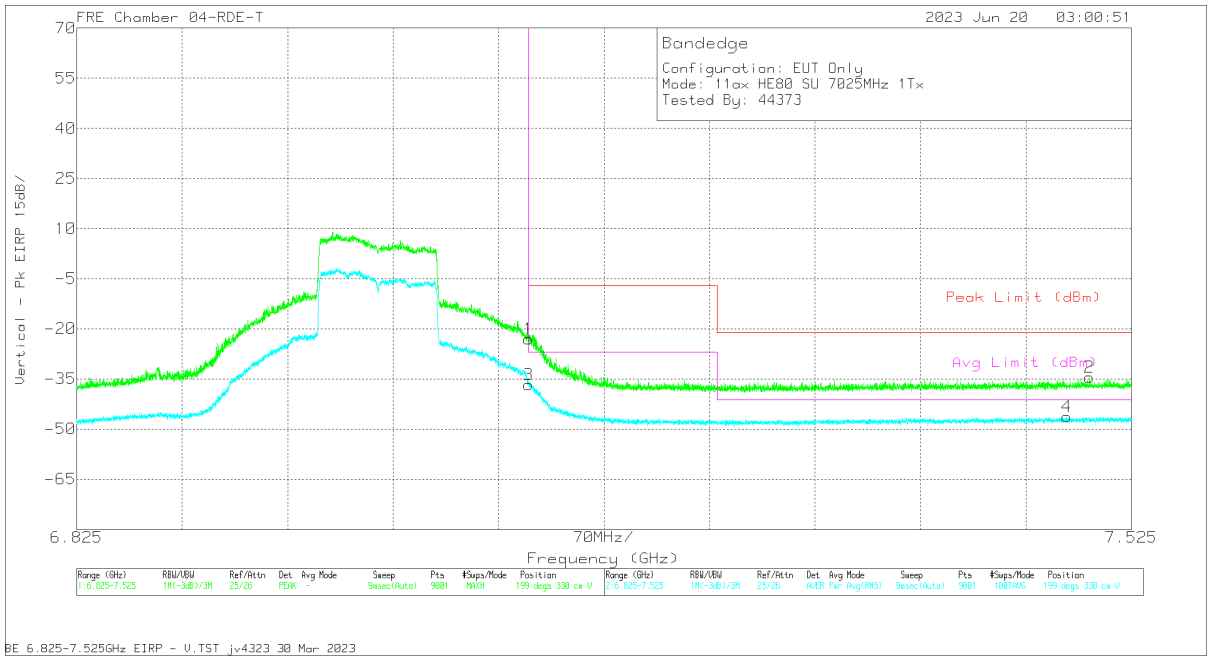

Marker	Frequency (GHz)	Meter Reading (dBm)	Det	226673 ACF (dB) 3mH	Conversion Factor (dB)	DCCF (dB)	Gain/Loss (dB)	Corrected Reading EIRP	Peak Limit (dBm)	PK Margin (dB)	Avg Limit (dBm)	RMS Margin (dB)	Azimuth (Degs)	Height (cm)	Polarity
1	7.125	-36.27	Pk	35.6	11.8	0	-34.14	-23.01	-7	-16.01	-	-	199	330	V
2	* 7.497313	-48.74	Pk	35.7	11.8	0	-33.29	-34.53	-21.2	-13.33	-	-	199	330	V
3	7.125	-50.52	RMS	35.6	11.8	.53	-34.14	-36.73	-	-	-27	-9.73	199	330	V
4	* 7.481991	-60.95	RMS	35.7	11.8	.53	-33.38	-46.3	-	-	-41.2	-5.1	199	330	V

* - indicates frequency in CFR47 Pt 15 / IC RSS-Restricted Band
Pk - Peak detector
RMS - RMS detection

UL VERIFICATION SERVICES
47173 Benicia Street, Fremont, CA 94538; USA TEL:(510) 319-4000 FAX:(510) 661-0888
This report shall not be reproduced except in full, without the written approval of UL VERIFICATION SERVICES

1TX Antenna 5 MODE: 26-Tone, RU Index 36

BANDEDGE (HIGH CHANNEL)

HORIZONTAL RESULT

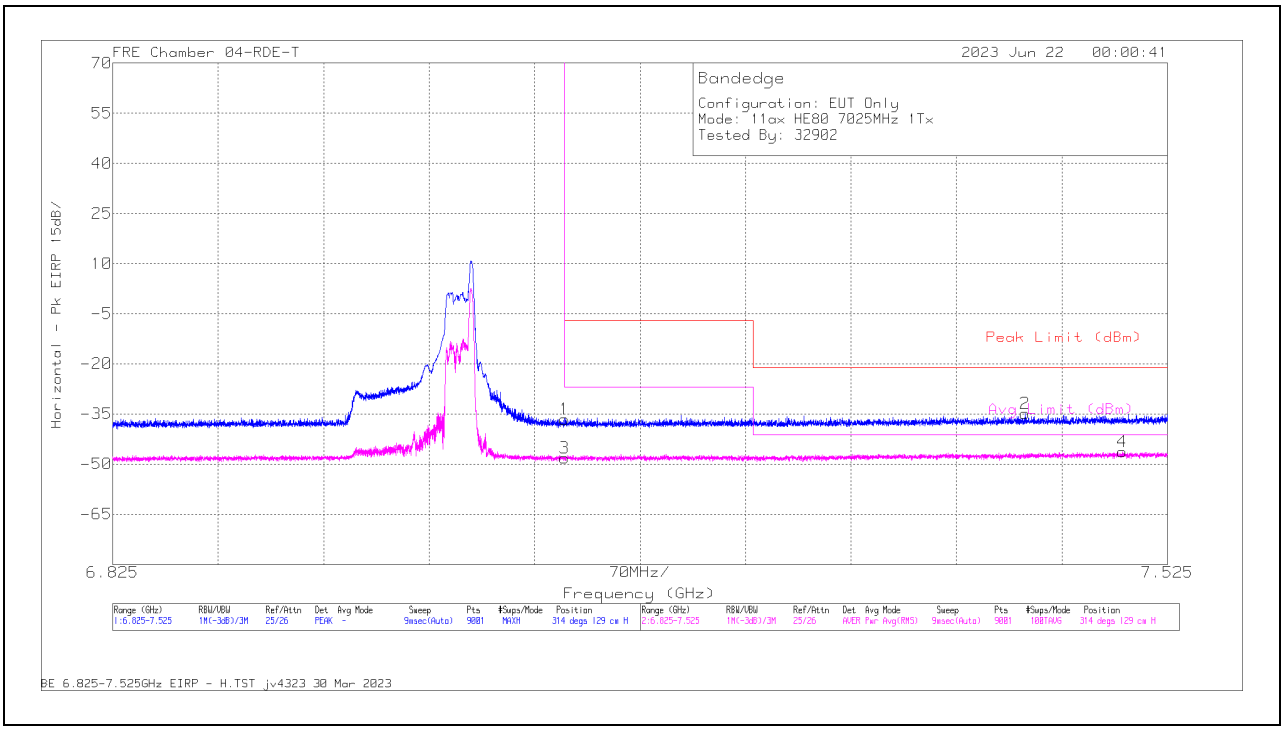

Marker	Frequency (GHz)	Meter Reading (dBm)	Det	226673 ACF (dB) 3mH	Conversion Factor (dB)	DCCF (dB)	Gain/Loss (dB)	Corrected Reading EIRP	Peak Limit (dBm)	PK Margin (dB)	Avg Limit (dBm)	RMS Margin (dB)	Azimuth (Degs)	Height (cm)	Polarity
1	7.125	-49.89	Pk	35.6	11.8	0	-34.14	-36.63	-7	-29.63	-	-	314	129	H
2	* 7.430735	-48.83	Pk	35.7	11.8	0	-33.55	-34.88	-21.2	-13.68	-	-	314	129	H
3	7.125	-62.06	RMS	35.6	11.8	.51	-34.14	-48.29	-	-	-27	-21.29	314	129	H
4	* 7.49498	-61.06	RMS	35.7	11.8	.51	-33.27	-46.32	-	-	-41.2	-5.12	314	129	H

* - indicates frequency in CFR47 Pt 15 / IC RSS-Restricted Band
Pk - Peak detector
RMS - RMS detection

UL VERIFICATION SERVICES
47173 Benicia Street, Fremont, CA 94538; USA TEL:(510) 319-4000 FAX:(510) 661-0888
This report shall not be reproduced except in full, without the written approval of UL VERIFICATION SERVICES

VERTICAL RESULT

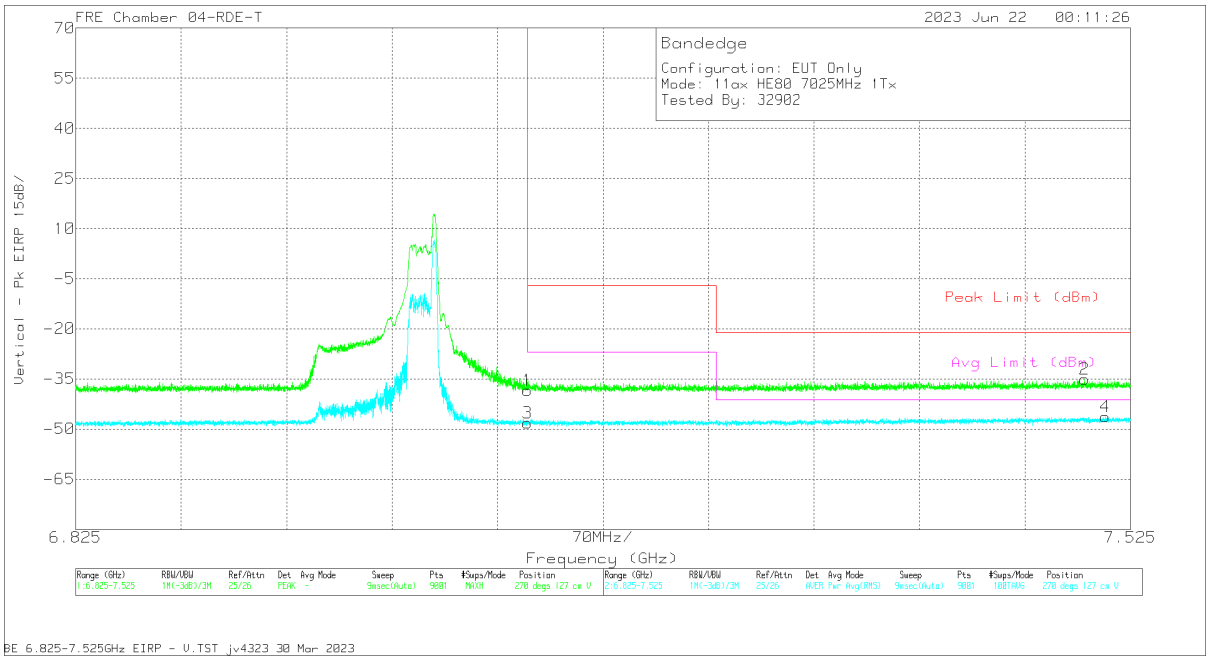

Marker	Frequency (GHz)	Meter Reading (dBm)	Det	226673 ACF (dB) 3mH	Conversion Factor (dB)	DCCF (dB)	Gain/Loss (dB)	Corrected Reading EIRP	Peak Limit (dBm)	PK Margin (dB)	Avg Limit (dBm)	RMS Margin (dB)	Azimuth (Degs)	Height (cm)	Polarity
1	7.125	-51.63	Pk	35.6	11.8	0	-34.14	-38.37	-7	-31.37	-	-	270	127	V
2	* 7.494435	-49.2	Pk	35.7	11.8	0	-33.28	-34.98	-21.2	-13.78	-	-	270	127	V
4	* 7.508358	-61.11	RMS	35.7	11.8	.51	-33.22	-46.29	-	-	-41.2	-5.09	270	127	V
3	7.125	-61.97	RMS	35.6	11.8	.51	-34.14	-48.17	-	-	-27	-21.17	270	127	V

* - indicates frequency in CFR47 Pt 15 / IC RSS-Restricted Band
Pk - Peak detector
RMS - RMS detection

UL VERIFICATION SERVICES
47173 Benicia Street, Fremont, CA 94538; USA TEL:(510) 319-4000 FAX:(510) 661-0888
This report shall not be reproduced except in full, without the written approval of UL VERIFICATION SERVICES

1TX Antenna 5 MODE: SU, Single User

BANDEDGE (HIGH CHANNEL)

HORIZONTAL RESULT

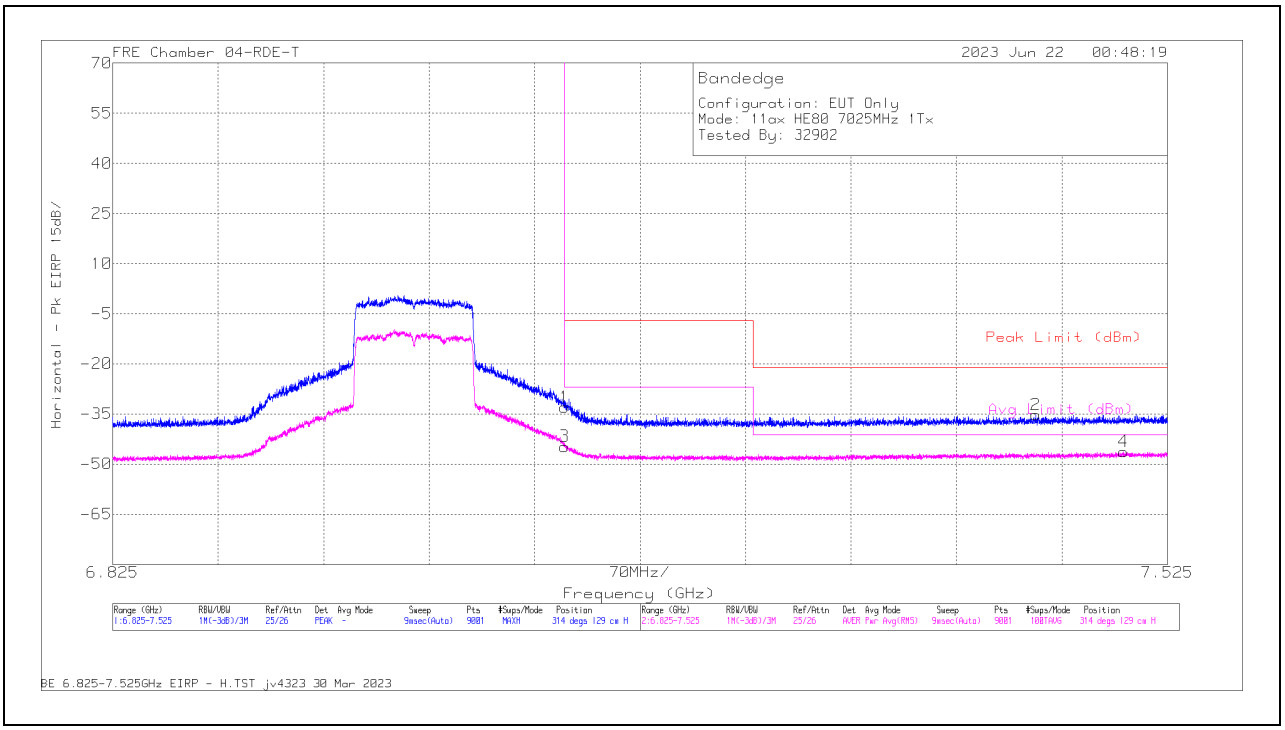

Marker	Frequency (GHz)	Meter Reading (dBm)	Det	226673 ACF (dB) 3mH	Conversion Factor (dB)	DCCF (dB)	Gain/Loss (dB)	Corrected Reading EIRP	Peak Limit (dBm)	PK Margin (dB)	Avg Limit (dBm)	RMS Margin (dB)	Azimuth (Degs)	Height (cm)	Polarity
1	7.125	-46.15	Pk	35.6	11.8	0	-34.14	-32.89	-7	-25.89	-	-	314	129	H
2	* 7.43758	-49.22	Pk	35.7	11.8	0	-33.48	-35.2	-21.2	-14	-	-	314	129	H
3	7.125	-58.5	RMS	35.6	11.8	.53	-34.14	-44.71	-	-	-27	-17.71	314	129	H
4	* 7.495835	-60.97	RMS	35.7	11.8	.53	-33.27	-46.21	-	-	-41.2	-5.01	314	129	H

* - indicates frequency in CFR47 Pt 15 / IC RSS-Restricted Band
Pk - Peak detector
RMS - RMS detection

UL VERIFICATION SERVICES
47173 Benicia Street, Fremont, CA 94538; USA TEL:(510) 319-4000 FAX:(510) 661-0888
This report shall not be reproduced except in full, without the written approval of UL VERIFICATION SERVICES

VERTICAL RESULT

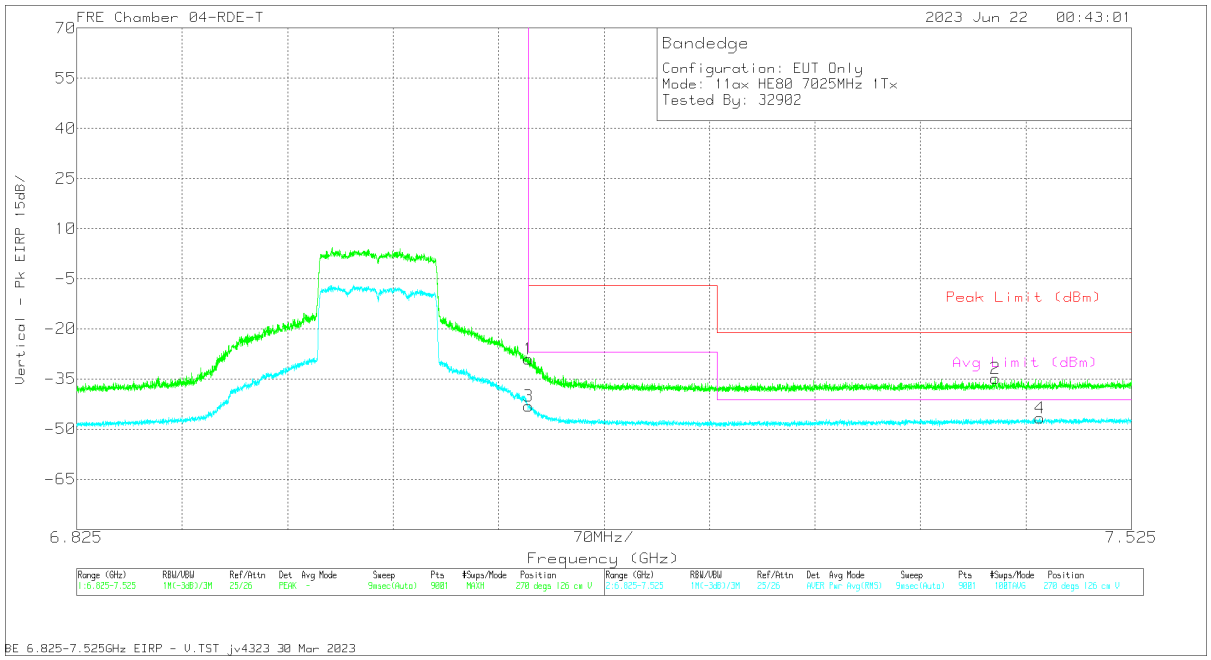

Marker	Frequency (GHz)	Meter Reading (dBm)	Det	226673 ACF (dB) 3mH	Conversion Factor (dB)	DCCF (dB)	Gain/Loss (dB)	Corrected Reading EIRP	Peak Limit (dBm)	PK Margin (dB)	Avg Limit (dBm)	RMS Margin (dB)	Azimuth (Degs)	Height (cm)	Polarity
1	7.125	-42.21	Pk	35.6	11.8	0	-34.14	-28.95	-7	-21.95	-	-	270	126	V
2	* 7.434624	-48.89	Pk	35.7	11.8	0	-33.47	-34.86	-21.2	-13.66	-	-	270	126	V
3	7.125	-56.97	RMS	35.6	11.8	.53	-34.14	-43.18	-	-	-27	-16.18	270	126	V
4	* 7.464102	-61.25	RMS	35.7	11.8	.53	-33.42	-46.64	-	-	-41.2	-5.44	270	126	V

* - indicates frequency in CFR47 Pt 15 / IC RSS-Restricted Band
Pk - Peak detector
RMS - RMS detection

UL VERIFICATION SERVICES
47173 Benicia Street, Fremont, CA 94538; USA TEL:(510) 319-4000 FAX:(510) 661-0888
This report shall not be reproduced except in full, without the written approval of UL VERIFICATION SERVICES

1TX Antenna 5 + Antenna 6 OFDMA MODE: 26-Tone, RU Index 36

BANDEDGE (HIGH CHANNEL)

HORIZONTAL RESULT

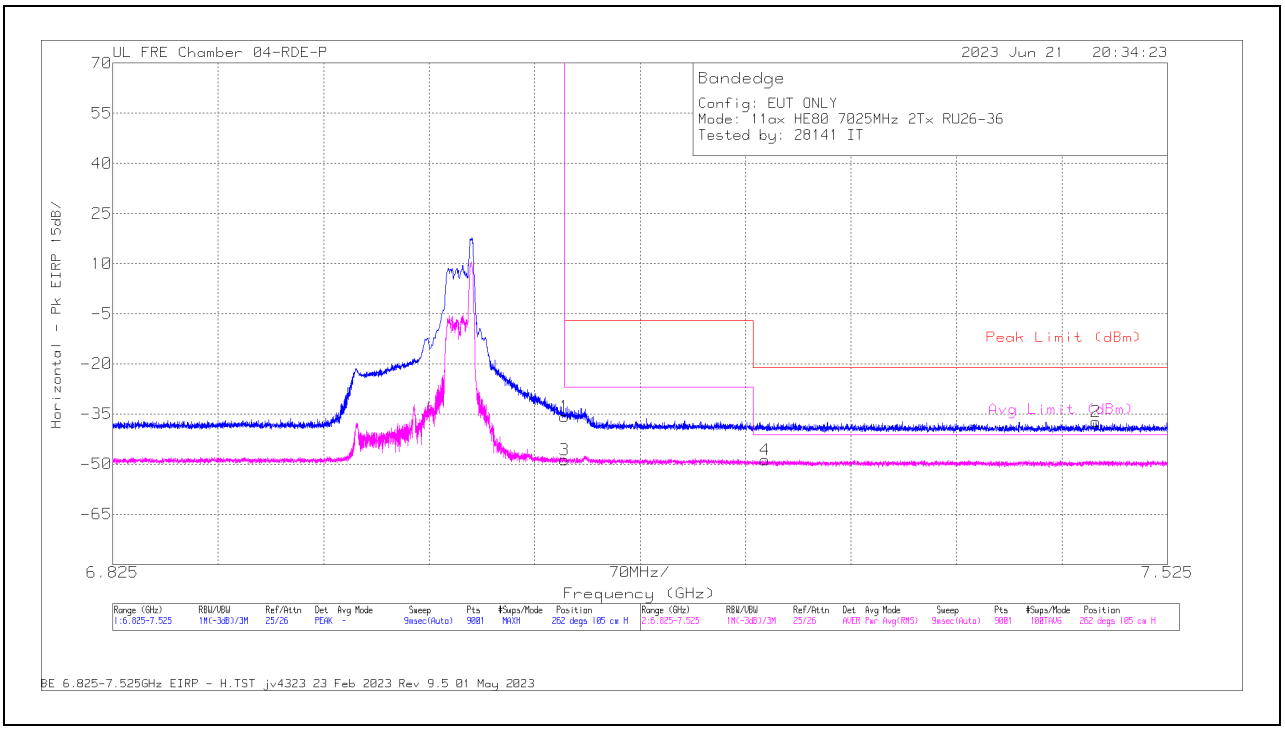

Marker	Frequency (GHz)	Meter Reading (dBm)	Det	222740 ACF(dB) - 3mH	Conversion Factor (dB)	DCCF (dB)	Gain/Loss (dB)	Corrected Reading EIRP	Peak Limit (dBm)	PK Margin (dB)	Avg Limit (dBm)	RMS Margin (dB)	Azimuth (Degs)	Height (cm)	Polarity
1	7.125	-47.27	Pk	35.6	11.8	0	-35.85	-35.72	-7	-28.72	-	-	262	105	H
2	7.477713	-48.24	Pk	35.7	11.8	0	-36.51	-37.25	-21.2	-16.05	-	-	262	105	H
3	7.125	-60.83	RMS	35.6	11.8	.51	-35.85	-48.77	-	-	-27	-21.77	262	105	H
4	7.258146	-60.58	RMS	35.7	11.8	.51	-36.14	-48.71	-	-	-41.2	-7.51	262	105	H

Pk - Peak detector
RMS - RMS detection

UL VERIFICATION SERVICES
47173 Benicia Street, Fremont, CA 94538; USA TEL:(510) 319-4000 FAX:(510) 661-0888
This report shall not be reproduced except in full, without the written approval of UL VERIFICATION SERVICES

VERTICAL RESULT

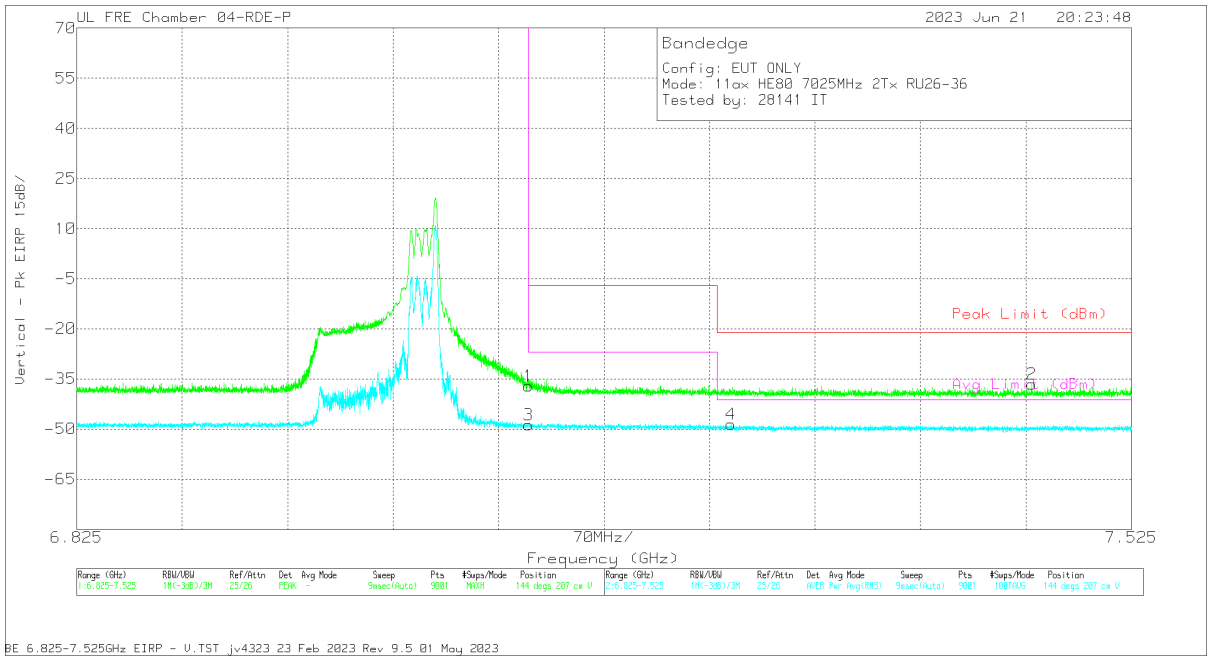

Marker	Frequency (GHz)	Meter Reading (dBm)	Det	222740 ACF(dB) - 3mH	Conversion Factor (dB)	DCCF (dB)	Gain/Loss (dB)	Corrected Reading EIRP	Peak Limit (dBm)	PK Margin (dB)	Avg Limit (dBm)	RMS Margin (dB)	Azimuth (Degs)	Height (cm)	Polarity
1	7.125	-48.64	Pk	35.6	11.8	0	-35.85	-37.09	-7	-30.09	-	-	144	207	V
2	7.458657	-47.52	Pk	35.7	11.8	0	-36.45	-36.47	-21.2	-15.27	-	-	144	207	V
3	7.125	-60.84	RMS	35.6	11.8	.51	-35.85	-48.78	-	-	-27	-21.78	144	207	V
4	7.259001	-60.34	RMS	35.7	11.8	.51	-36.23	-48.56	-	-	-41.2	-7.36	144	207	V

Pk - Peak detector
RMS - RMS detection

UL VERIFICATION SERVICES
47173 Benicia Street, Fremont, CA 94538; USA TEL:(510) 319-4000 FAX:(510) 661-0888
This report shall not be reproduced except in full, without the written approval of UL VERIFICATION SERVICES

HARMONICS AND SPURIOUS EMISSIONS

LOW CHANNEL

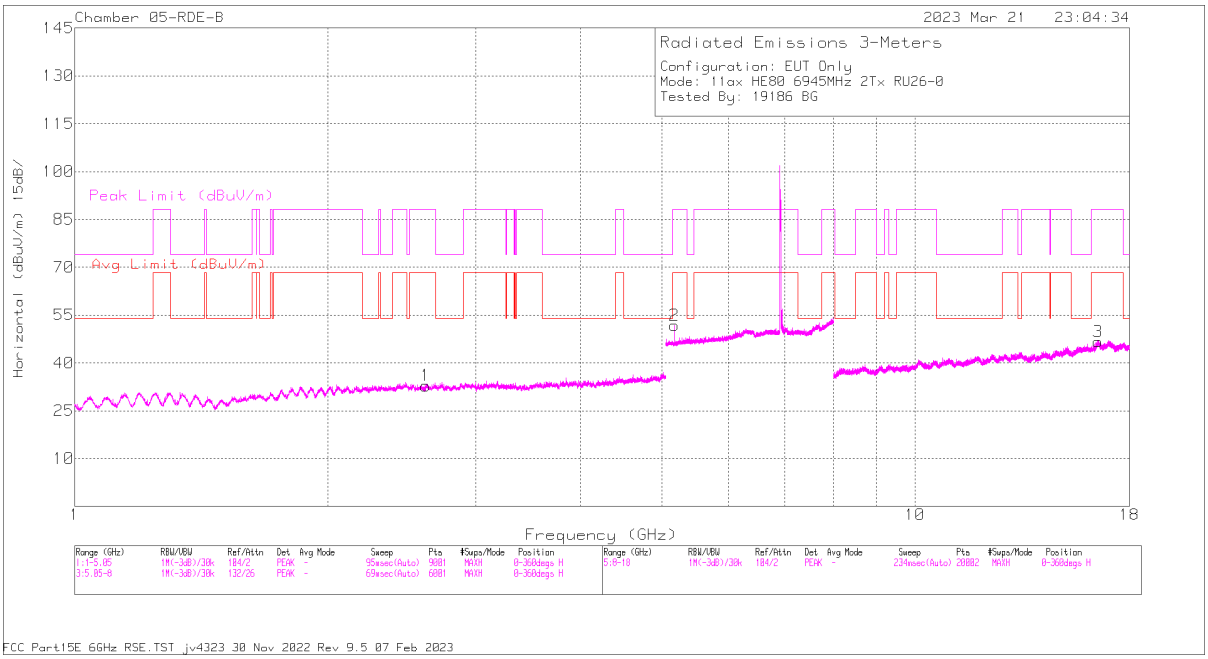

HORIZONTAL

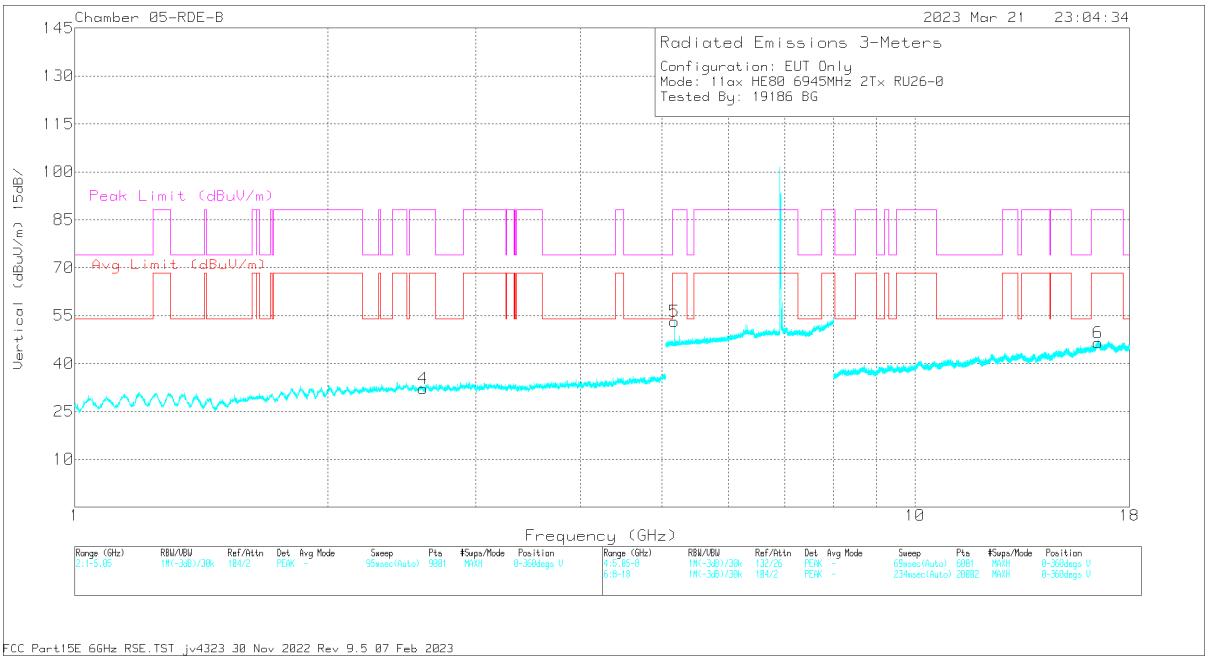

VERTICAL

UL VERIFICATION SERVICES
47173 Benicia Street, Fremont, CA 94538; USA TEL:(510) 319-4000 FAX:(510) 661-0888
This report shall not be reproduced except in full, without the written approval of UL VERIFICATION SERVICES

RADIATED EMISSIONS

Marker	Frequency (GHz)	Meter Reading (dBuV)	Det	Horn Antenna ACF(dB)	Gain/Loss (dB)	Corrected Reading (dBuV/m)	Avg Limit (dBuV/m)	Margin (dB)	Peak Limit (dBuV/m)	PK Margin (dB)	Azimuth (Degs)	Height (cm)	Polarity
1	2.614207	58.95	PK-U	32.6	-48.66	42.89	-	-	88.2	-45.31	99	101	H
	2.616197	47.08	ADR	32.5	-48.66	30.92	68.2	-37.28	-	-	99	101	H
2	5.171031	65.57	PK-U	34.6	-37.97	62.2	-	-	88.2	-26	348	101	H
	5.171029	55.87	ADR	34.6	-37.97	52.5	68.2	-15.7	-	-	348	101	H
3	16.52294	56	PK-U	41.9	-42.11	55.79	-	-	88.2	-32.41	99	198	H
	16.522061	44.65	ADR	41.9	-42.13	44.42	68.2	-23.78	-	-	99	198	H
4	2.601551	58.67	PK-U	32.6	-48.61	42.66	-	-	88.2	-45.54	99	198	V
	2.599418	46.7	ADR	32.6	-48.61	30.69	68.2	-37.51	-	-	99	198	V
5	5.171577	65.03	PK-U	34.5	-37.96	61.57	-	-	88.2	-26.63	99	111	V
	5.171221	55.81	ADR	34.5	-37.97	52.34	68.2	-15.86	-	-	99	111	V
6	16.52578	56.99	PK-U	42	-42.13	56.86	-	-	88.2	-31.34	99	101	V
	16.526176	44.8	ADR	42	-42.13	44.67	68.2	-23.53	-	-	99	101	V

* - indicates frequency in CFR47 Pt 15 / IC RSS-Restricted Band
PK-U - U-NII: Maximum Peak
ADR - U-NII AD primary method, RMS average

UL VERIFICATION SERVICES
47173 Benicia Street, Fremont, CA 94538; USA TEL:(510) 319-4000 FAX:(510) 661-0888
This report shall not be reproduced except in full, without the written approval of UL VERIFICATION SERVICES

HIGH CHANNEL

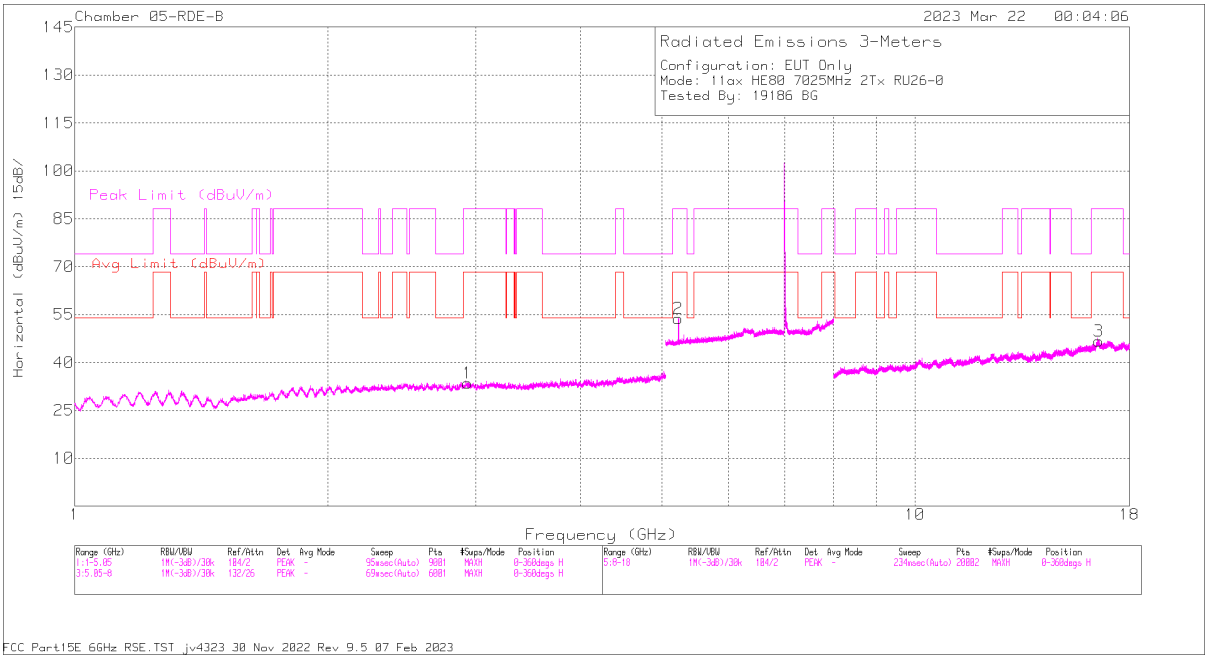

HORIZONTAL

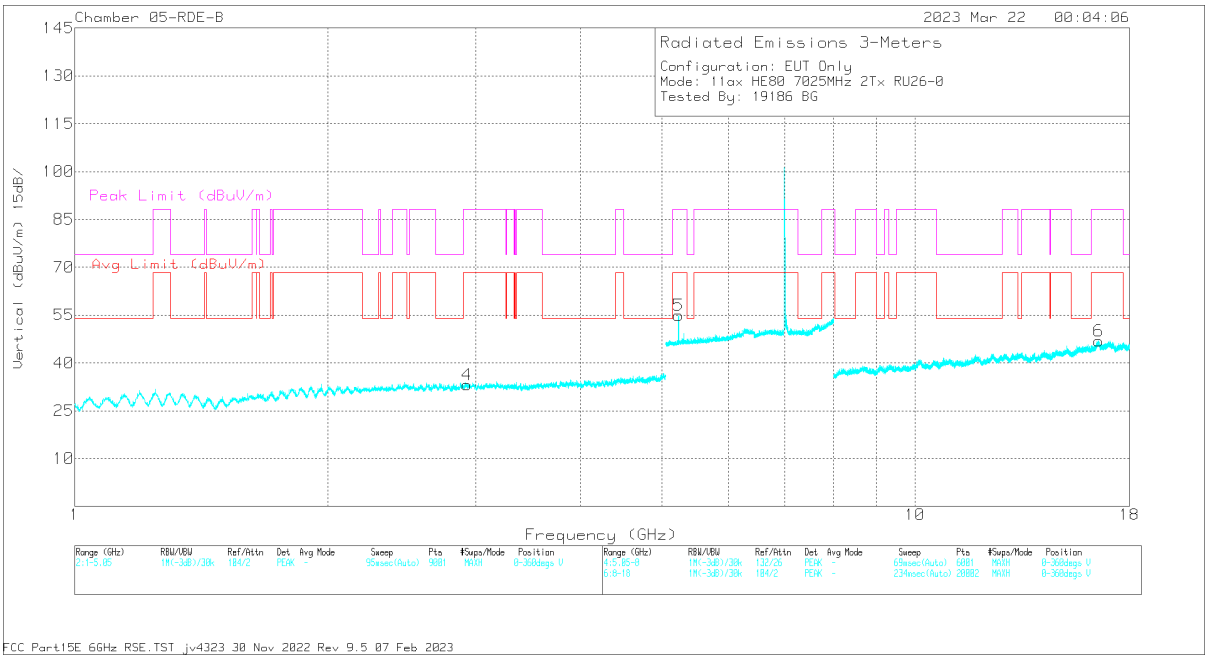

VERTICAL

UL VERIFICATION SERVICES
47173 Benicia Street, Fremont, CA 94538; USA TEL:(510) 319-4000 FAX:(510) 661-0888
This report shall not be reproduced except in full, without the written approval of UL VERIFICATION SERVICES

RADIATED EMISSIONS

Marker	Frequency (GHz)	Meter Reading (dBuV)	Det	Horn Antenna ACF(dB)	Gain/Loss (dB)	Corrected Reading (dBuV/m)	Avg Limit (dBuV/m)	Margin (dB)	Peak Limit (dBuV/m)	PK Margin (dB)	Azimuth (Degs)	Height (cm)	Polarity
1	2.934278	57.93	PK-U	32.9	-47.46	43.37	-	-	88.2	-44.83	64	200	H
	2.936332	46.31	ADR	32.9	-47.41	31.8	68.2	-36.4	-	-	64	200	H
2	5.231059	66.55	PK-U	34.6	-37.86	63.29	-	-	88.2	-24.91	346	141	H
	5.231187	54.98	ADR	34.6	-37.86	51.72	68.2	-16.48	-	-	346	141	H
3	16.537929	56.48	PK-U	42	-42.25	56.23	-	-	88.2	-31.97	64	101	H
	16.537364	44.75	ADR	42	-42.22	44.53	68.2	-23.67	-	-	64	101	H
4	2.929551	57.74	PK-U	32.9	-47.53	43.11	-	-	88.2	-45.09	64	101	V
	2.928723	46.56	ADR	32.9	-47.54	31.92	68.2	-36.28	-	-	64	101	V
5	5.231092	67.44	PK-U	34.6	-37.86	64.18	-	-	88.2	-24.02	64	125	V
	5.231255	58.18	ADR	34.6	-37.86	54.92	68.2	-13.28	-	-	64	125	V
6	16.541818	56.29	PK-U	42	-42.28	56.01	-	-	88.2	-32.19	64	101	V
	16.54143	44.85	ADR	42	-42.27	44.58	68.2	-23.62	-	-	64	101	V

* - indicates frequency in CFR47 Pt 15 / IC RSS-Restricted Band
PK-U - U-NII: Maximum Peak
ADR - U-NII AD primary method, RMS average

UL VERIFICATION SERVICES
47173 Benicia Street, Fremont, CA 94538; USA TEL:(510) 319-4000 FAX:(510) 661-0888
This report shall not be reproduced except in full, without the written approval of UL VERIFICATION SERVICES

1TX Antenna 5 + Antenna 6 OFDMA MODE: SU, Single User

BANDEDGE (HIGH CHANNEL)

HORIZONTAL RESULT

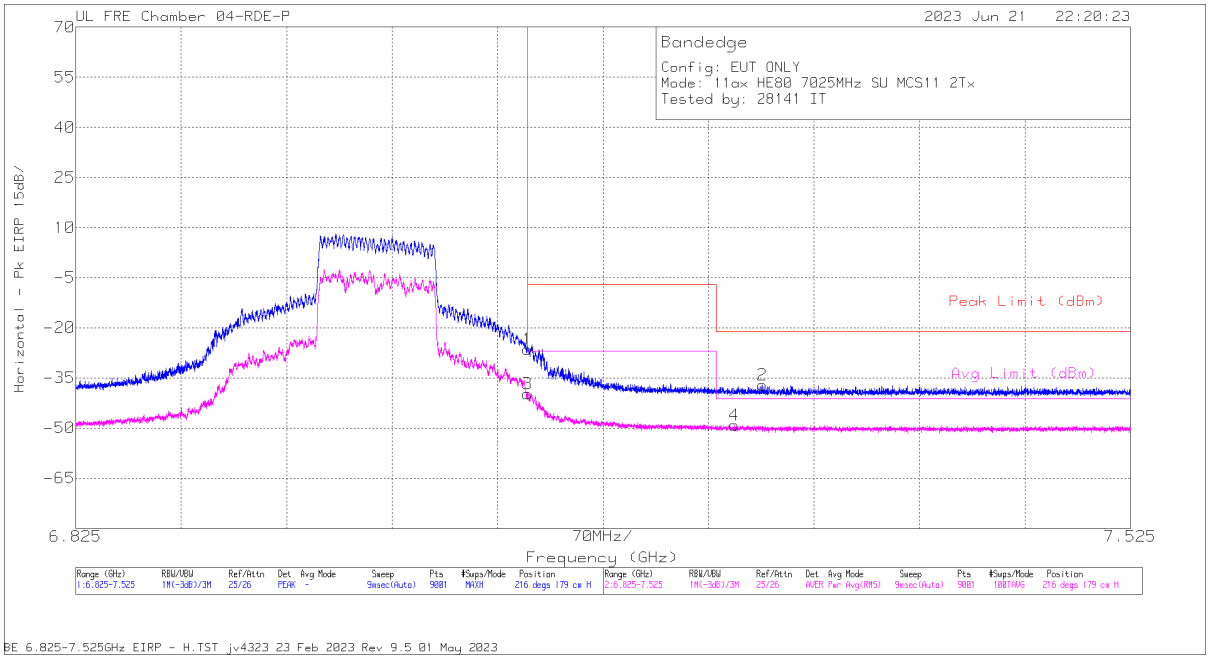

Marker	Frequency (GHz)	Meter Reading (dBm)	Det	222740 ACF(dB) - 3mH	Conversion Factor (dB)	DCCF (dB)	Gain/Loss (dB)	Corrected Reading EIRP	Peak Limit (dBm)	PK Margin (dB)	Avg Limit (dBm)	RMS Margin (dB)	Azimuth (Degs)	Height (cm)	Polarity
1	7.125	-38.03	Pk	35.6	11.8	0	-35.85	-26.48	-7	-19.48	-	-	216	179	H
2	7.280701	-48.45	Pk	35.7	11.8	0	-36.22	-37.17	-21.2	-15.97	-	-	216	179	H
3	7.125	-51.51	RMS	35.6	11.8	.53	-35.85	-39.43	-	-	-27	-12.43	216	179	H
4	7.262112	-60.52	RMS	35.7	11.8	.53	-36.25	-48.74	-	-	-41.2	-7.54	216	179	H

Pk - Peak detector
RMS - RMS detection

UL VERIFICATION SERVICES
47173 Benicia Street, Fremont, CA 94538; USA TEL:(510) 319-4000 FAX:(510) 661-0888
This report shall not be reproduced except in full, without the written approval of UL VERIFICATION SERVICES

VERTICAL RESULT

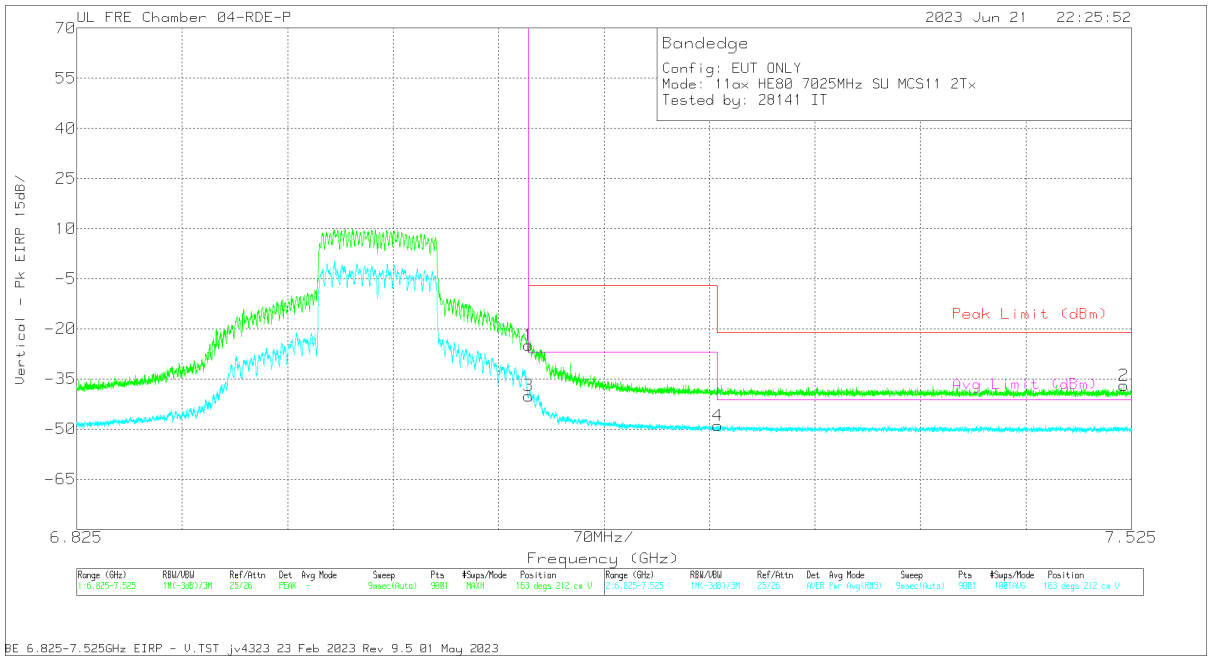

Marker	Frequency (GHz)	Meter Reading (dBm)	Det	222740 ACF(dB) - 3mH	Conversion Factor (dB)	DCCF (dB)	Gain/Loss (dB)	Corrected Reading EIRP	Peak Limit (dBm)	PK Margin (dB)	Avg Limit (dBm)	RMS Margin (dB)	Azimuth (Degs)	Height (cm)	Polarity
1	7.125	-36.38	Pk	35.6	11.8	0	-35.85	-24.83	-7	-17.83	-	-	163	212	V
2	7.519869	-47.84	Pk	35.6	11.8	0	-36.49	-36.93	-21.2	-15.73	-	-	163	212	V
3	7.125	-51.74	RMS	35.6	11.8	.53	-35.85	-39.66	-	-	-27	-12.66	163	212	V
4	7.250523	-60.45	RMS	35.7	11.8	.53	-36.13	-48.55	-	-	-41.2	-7.35	163	212	V

Pk - Peak detector
RMS - RMS detection

UL VERIFICATION SERVICES
47173 Benicia Street, Fremont, CA 94538; USA TEL:(510) 319-4000 FAX:(510) 661-0888
This report shall not be reproduced except in full, without the written approval of UL VERIFICATION SERVICES

HARMONICS AND SPURIOUS EMISSIONS

LOW CHANNEL

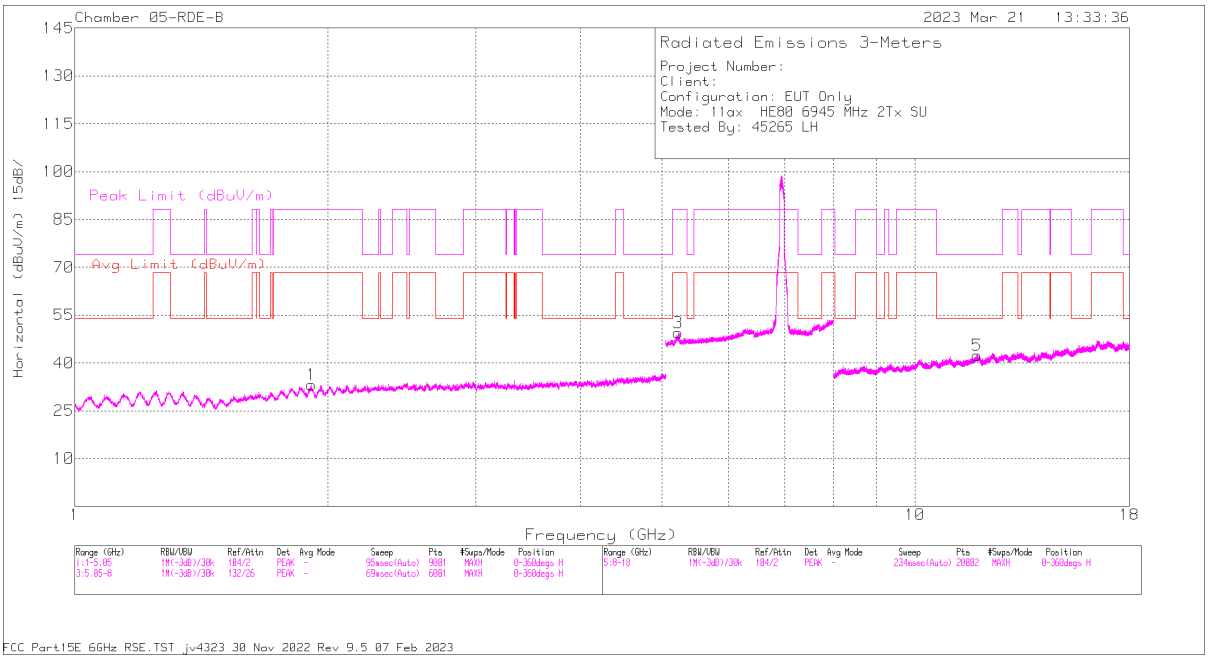

HORIZONTAL

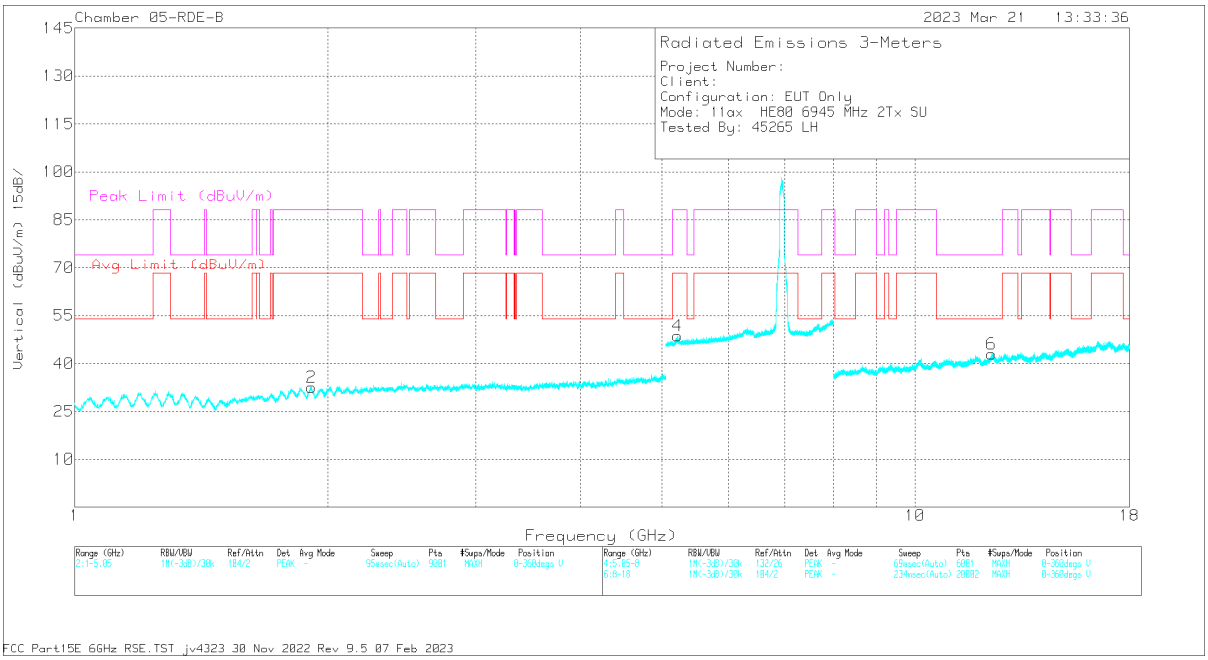

VERTICAL

UL VERIFICATION SERVICES
47173 Benicia Street, Fremont, CA 94538; USA TEL:(510) 319-4000 FAX:(510) 661-0888
This report shall not be reproduced except in full, without the written approval of UL VERIFICATION SERVICES

RADIATED EMISSIONS

Marker	Frequency (GHz)	Meter Reading (dBuV)	Det	Horn Antenna ACF(dB)	Gain/Loss (dB)	Corrected Reading (dBuV/m)	Avg Limit (dBuV/m)	Margin (dB)	Peak Limit (dBuV/m)	PK Margin (dB)	Azimuth (Degs)	Height (cm)	Polarity
1	1.912675	59.85	PK-U	31.2	-48.34	42.71	-	-	88.2	-45.49	360	199	H
	1.911429	47.94	ADR	31.2	-48.29	30.85	68.2	-37.35	-	-	360	199	H
2	1.911528	59.23	PK-U	31.2	-48.3	42.13	-	-	88.2	-46.07	360	101	V
	1.911663	47.98	ADR	31.2	-48.3	30.88	68.2	-37.32	-	-	360	101	V
3	5.222194	60.89	PK-U	34.7	-37.87	57.72	-	-	88.2	-30.48	5	143	H
	5.222098	49.31	ADR	34.7	-37.87	46.14	68.2	-22.06	-	-	5	143	H
4	5.219049	61.07	PK-U	34.7	-37.92	57.85	-	-	88.2	-30.35	101	309	V
	5.218978	49.48	ADR	34.7	-37.92	46.26	68.2	-21.94	-	-	101	309	V
5	*11.860235	54.71	PK-U	38.9	-42.43	51.18	-	-	74	-22.82	101	199	H
	*11.860784	43.51	ADR	38.9	-42.41	40	54	-14	-	-	101	199	H
6	*12.330998	55.65	PK-U	39.4	-43.02	52.03	-	-	74	-21.97	101	199	V
	*12.330773	43.69	ADR	39.4	-43.02	40.07	54	-13.93	-	-	101	199	V

* - indicates frequency in CFR47 Pt 15 / IC RSS-Restricted Band
PK-U - U-NII: Maximum Peak
ADR - U-NII AD primary method, RMS average

UL VERIFICATION SERVICES
47173 Benicia Street, Fremont, CA 94538; USA TEL:(510) 319-4000 FAX:(510) 661-0888
This report shall not be reproduced except in full, without the written approval of UL VERIFICATION SERVICES

HIGH CHANNEL

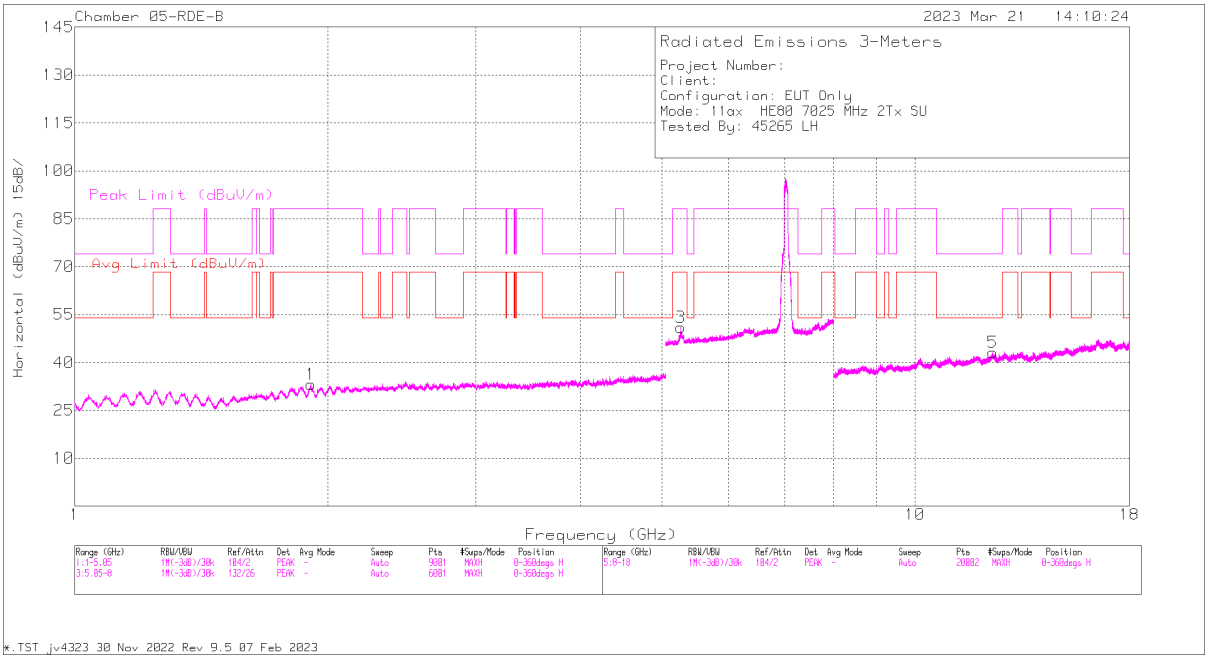

HORIZONTAL

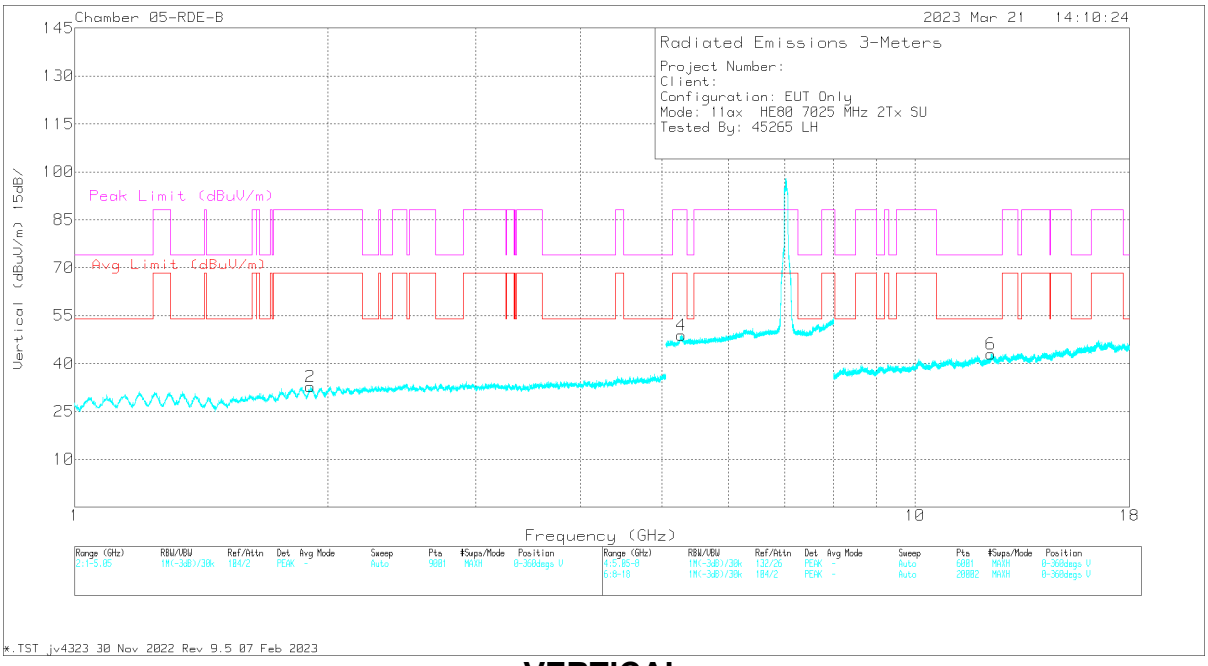

VERTICAL

UL VERIFICATION SERVICES
47173 Benicia Street, Fremont, CA 94538; USA TEL:(510) 319-4000 FAX:(510) 661-0888
This report shall not be reproduced except in full, without the written approval of UL VERIFICATION SERVICES

RADIATED EMISSIONS

Marker	Frequency (GHz)	Meter Reading (dBuV)	Det	Horn Antenna ACF(dB)	Gain/Loss (dB)	Corrected Reading (dBuV/m)	Avg Limit (dBuV/m)	Margin (dB)	Peak Limit (dBuV/m)	PK Margin (dB)	Azimuth (Degs)	Height (cm)	Polarity
1	1.908287	59.35	PK-U	31.2	-48.2	42.35	-	-	88.2	-45.85	0	101	H
	1.909268	48.07	ADR	31.2	-48.21	31.06	68.2	-37.14	-	-	0	101	H
2	1.90824	59.53	PK-U	31.2	-48.2	42.53	-	-	88.2	-45.67	0	198	V
	1.908366	47.9	ADR	31.2	-48.2	30.90	68.2	-37.30	-	-	0	198	V
3	5.263367	63.35	PK-U	34.7	-37.84	60.21	-	-	88.2	-27.99	354	132	H
	5.263681	51.85	ADR	34.7	-37.84	48.71	68.2	-19.49	-	-	354	132	H
4	5.270598	62.36	PK-U	34.7	-37.81	59.25	-	-	88.2	-28.95	53	163	V
	5.272819	50.48	ADR	34.7	-37.82	47.36	68.2	-20.84	-	-	53	163	V
5	*12.375716	55.56	PK-U	39.4	-42.89	52.07	-	-	74	-21.93	53	200	H
	*12.37665	43.58	ADR	39.4	-42.9	40.08	54	-13.92	-	-	53	200	H
6	*12.319418	56.48	PK-U	39.3	-43.21	52.57	-	-	74	-21.43	53	200	V
	*12.320916	43.59	ADR	39.3	-43.2	39.69	54	-14.31	-	-	53	200	V

* - indicates frequency in CFR47 Pt 15 / IC RSS-Restricted Band
PK-U - U-NII: Maximum Pea
ADR - U-NII AD primary method, RMS average

UL VERIFICATION SERVICES
47173 Benicia Street, Fremont, CA 94538; USA TEL:(510) 319-4000 FAX:(510) 661-0888
This report shall not be reproduced except in full, without the written approval of UL VERIFICATION SERVICES

1.1.15. TX ABOVE 1 GHz 802.11ax HE160 MODE IN THE UNII-8 BAND

1TX Antenna 6 MODE: 26-Tone, RU Index S36

BANDEDGE (HIGH CHANNEL)

HORIZONTAL RESULT

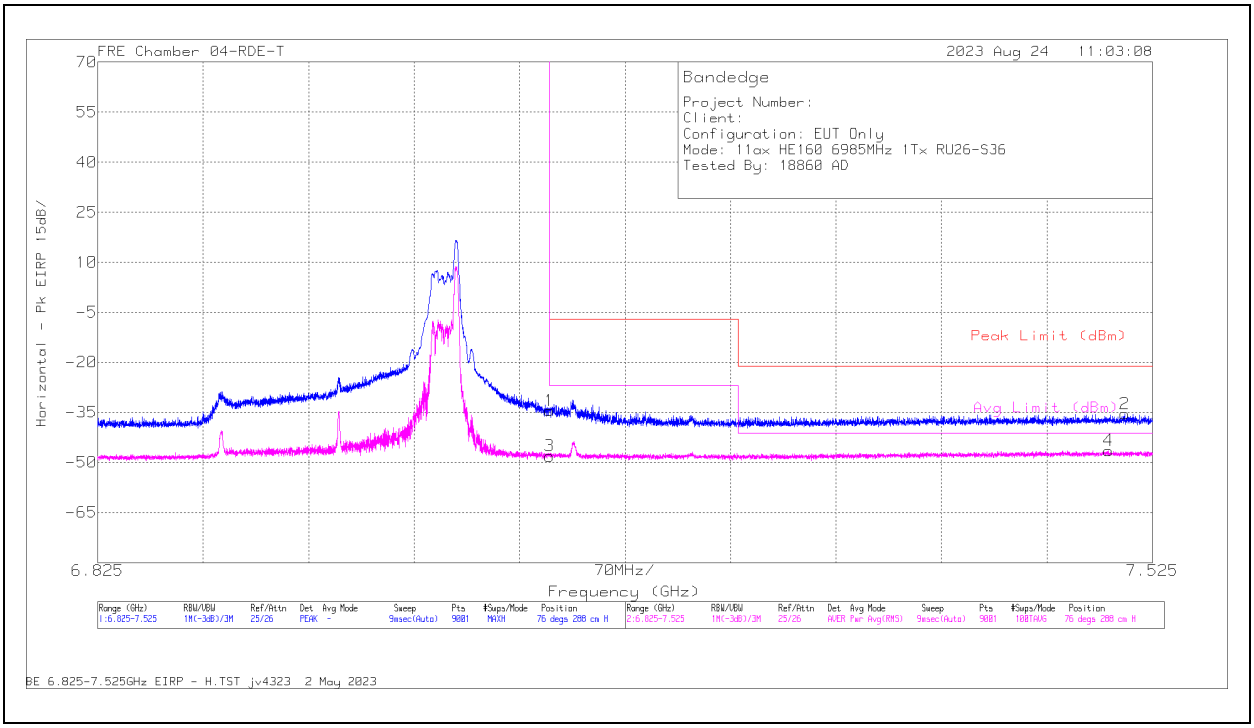

Marker	Frequency (GHz)	Meter Reading (dBm)	Det	226673 ACF (dB) 3mH	Conversion Factor (dB)	DCCF (dB)	Gain/Loss (dB)	Corrected Reading EIRP	Peak Limit (dBm)	PK Margin (dB)	Avg Limit (dBm)	RMS Margin (dB)	Azimuth (Degs)	Height (cm)	Polarity
2	* 7.506491	-49.64	Pk	35.7	11.8	0	-33.26	-35.4	-21.2	-14.2	-	-	76	288	H
4	* 7.495835	-61.15	RMS	35.7	11.8	.52	-33.27	-46.4	-	-	-41.2	-5.2	76	288	H
1	7.125	-47.69	Pk	35.6	11.8	0	-34.14	-34.43	-7	-27.43	-	-	76	288	H
3	7.125	-61.86	RMS	35.6	11.8	.52	-34.14	-48.08	-	-	-27	-21.08	76	288	H

* - indicates frequency in CFR47 Pt 15 / IC RSS-Restricted Band
Pk - Peak detector
RMS - RMS detection

UL VERIFICATION SERVICES
47173 Benicia Street, Fremont, CA 94538; USA TEL:(510) 319-4000 FAX:(510) 661-0888
This report shall not be reproduced except in full, without the written approval of UL VERIFICATION SERVICES

VERTICAL RESULT

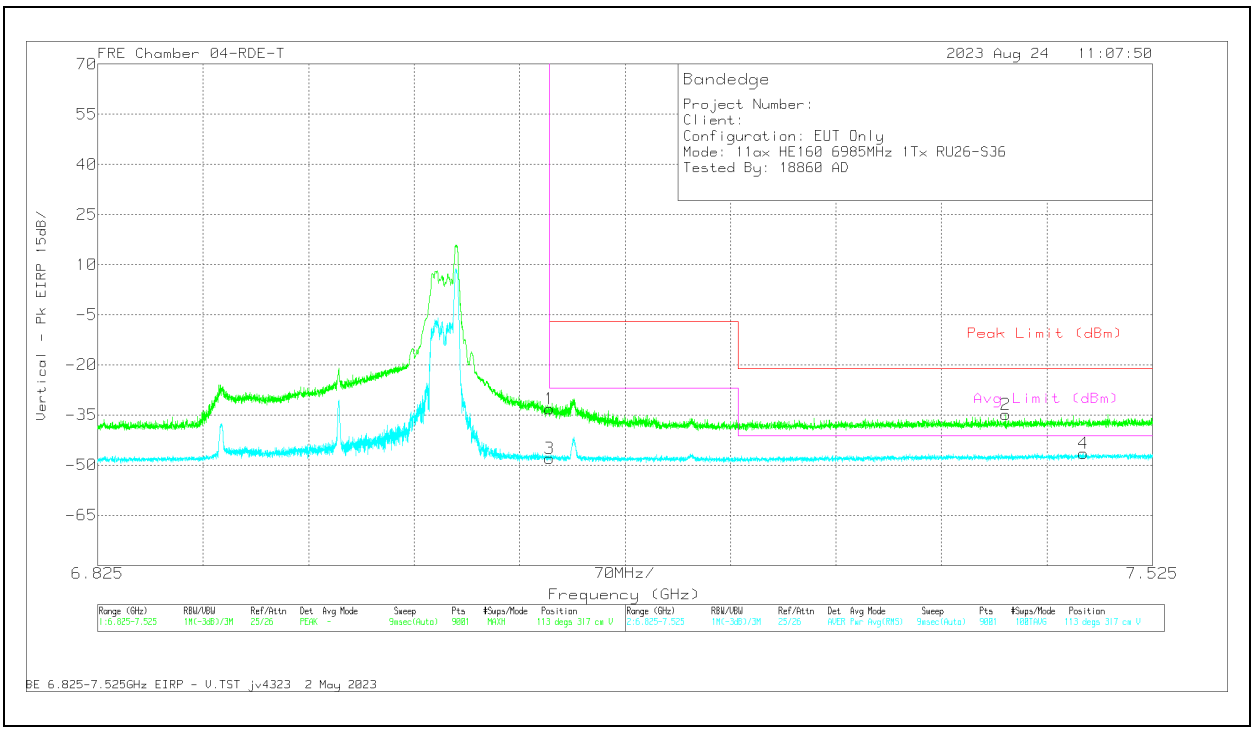

Marker	Frequency (GHz)	Meter Reading (dBm)	Det	226673 ACF (dB) 3mH	Conversion Factor (dB)	DCCF (dB)	Gain/Loss (dB)	Corrected Reading EIRP	Peak Limit (dBm)	PK Margin (dB)	Avg Limit (dBm)	RMS Margin (dB)	Azimuth (Degs)	Height (cm)	Polarity
2	* 7.427546	-48.8	Pk	35.7	11.8	0	-33.56	-34.86	-21.2	-13.66	-	-	113	317	V
4	* 7.479035	-61.1	RMS	35.7	11.8	.52	-33.38	-46.46	-	-	-41.2	-5.26	113	317	V
1	7.125	-46.41	Pk	35.6	11.8	0	-34.14	-33.15	-7	-26.15	-	-	113	317	V
3	7.125	-61.76	RMS	35.6	11.8	.52	-34.14	-47.98	-	-	-27	-20.98	113	317	V

* - indicates frequency in CFR47 Pt 15 / IC RSS-Restricted Band
Pk - Peak detector
RMS - RMS detection

UL VERIFICATION SERVICES
47173 Benicia Street, Fremont, CA 94538; USA TEL:(510) 319-4000 FAX:(510) 661-0888
This report shall not be reproduced except in full, without the written approval of UL VERIFICATION SERVICES

1TX Antenna 5 MODE: 26-Tone, RU Index S36

BANDEDGE (HIGH CHANNEL)

HORIZONTAL RESULT

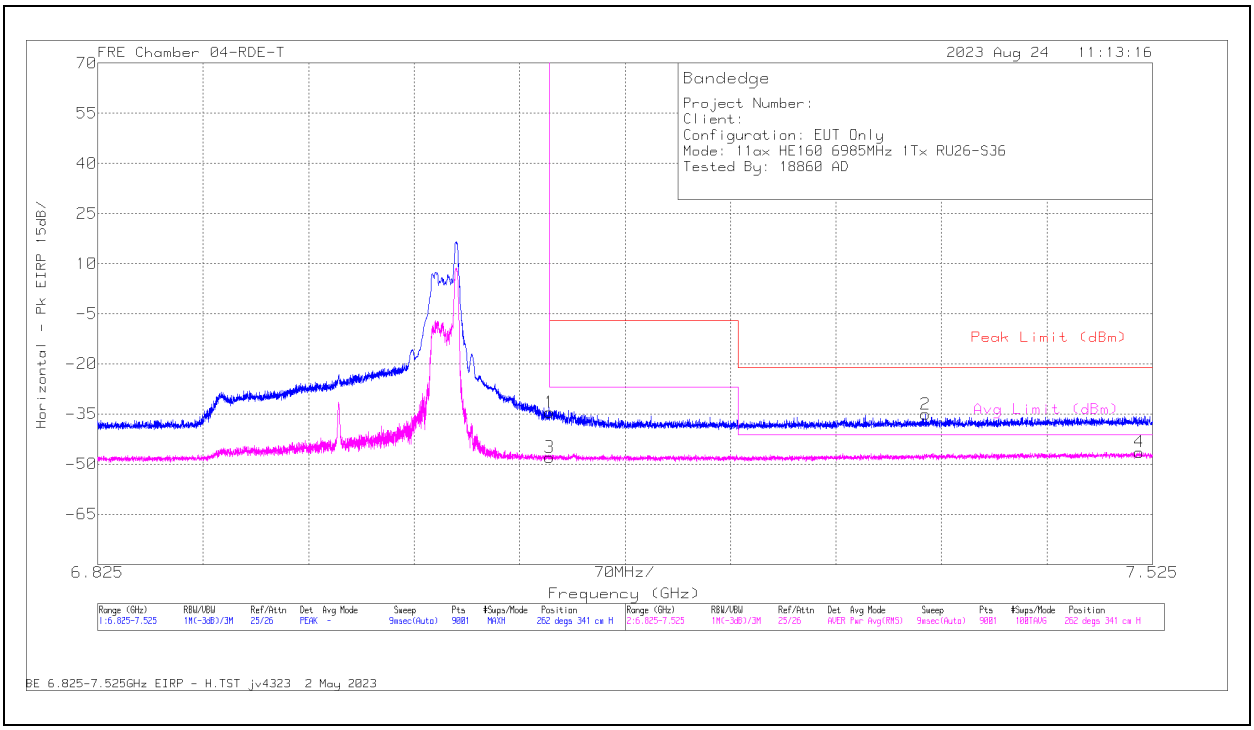

Marker	Frequency (GHz)	Meter Reading (dBm)	Det	226673 ACF (dB) 3mH	Conversion Factor (dB)	DCCF (dB)	Gain/Loss (dB)	Corrected Reading EIRP	Peak Limit (dBm)	PK Margin (dB)	Avg Limit (dBm)	RMS Margin (dB)	Azimuth (Degs)	Height (cm)	Polarity
2	* 7.374346	-48.95	Pk	35.7	11.8	0	-33.67	-35.12	-21.2	-13.92	-	-	262	341	H
4	* 7.516291	-61.13	RMS	35.7	11.8	.52	-33.28	-46.39	-	-	-41.2	-5.19	262	341	H
1	7.125	-47.82	Pk	35.6	11.8	0	-34.14	-34.56	-7	-27.56	-	-	262	341	H
3	7.125	-61.68	RMS	35.6	11.8	.52	-34.14	-47.9	-	-	-27	-20.9	262	341	H

* - indicates frequency in CFR47 Pt 15 / IC RSS-Restricted Band
Pk - Peak detector
RMS - RMS detection

UL VERIFICATION SERVICES
47173 Benicia Street, Fremont, CA 94538; USA TEL:(510) 319-4000 FAX:(510) 661-0888
This report shall not be reproduced except in full, without the written approval of UL VERIFICATION SERVICES

VERTICAL RESULT

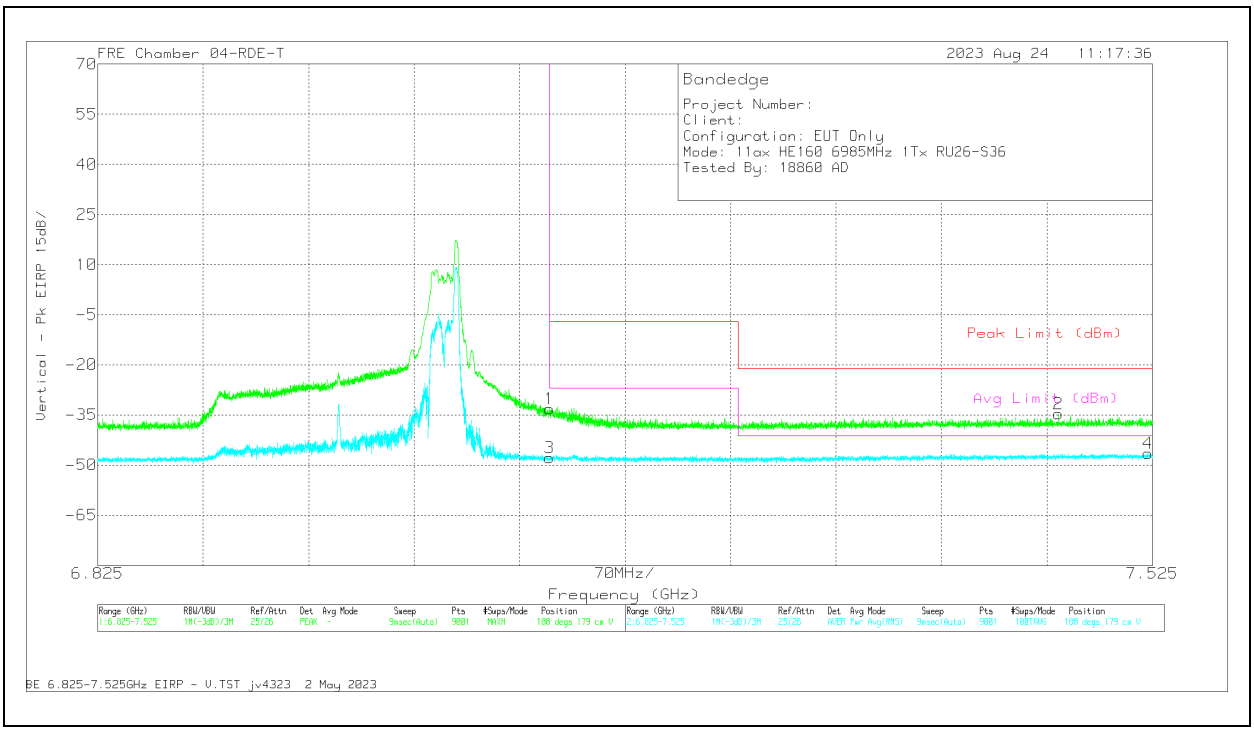

Marker	Frequency (GHz)	Meter Reading (dBm)	Det	226673 ACF (dB) 3mH	Conversion Factor (dB)	DCCF (dB)	Gain/Loss (dB)	Corrected Reading EIRP	Peak Limit (dBm)	PK Margin (dB)	Avg Limit (dBm)	RMS Margin (dB)	Azimuth (Degs)	Height (cm)	Polarity
2	* 7.462468	-48.7	Pk	35.7	11.8	0	-33.45	-34.65	-21.2	-13.45	-	-	188	179	V
4	* 7.522124	-61.21	RMS	35.7	11.8	.52	-33.24	-46.43	-	-	-41.2	-5.23	188	179	V
1	7.125	-46.36	Pk	35.6	11.8	0	-34.14	-33.1	-7	-26.1	-	-	188	179	V
3	7.125	-61.67	RMS	35.6	11.8	.52	-34.14	-47.89	-	-	-27	-20.89	188	179	V

* - indicates frequency in CFR47 Pt 15 / IC RSS-Restricted Band
Pk - Peak detector
RMS - RMS detection

UL VERIFICATION SERVICES
47173 Benicia Street, Fremont, CA 94538; USA TEL:(510) 319-4000 FAX:(510) 661-0888
This report shall not be reproduced except in full, without the written approval of UL VERIFICATION SERVICES

2TX Antenna 6 + Antenna 5 OFDMA MODE: 26-Tone, RU Index S36

BANDEDGE (HIGH CHANNEL)

HORIZONTAL RESULT

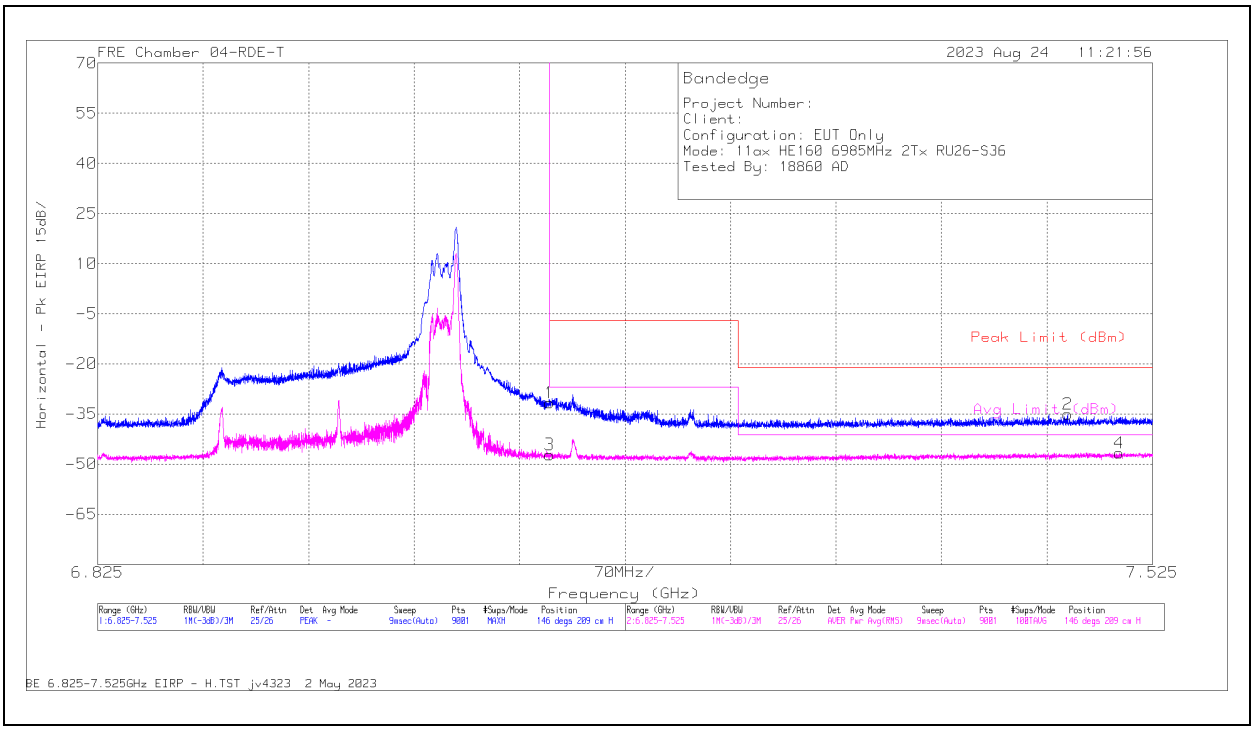

Marker	Frequency (GHz)	Meter Reading (dBm)	Det	226673 ACF (dB) 3mH	Conversion Factor (dB)	DCCF (dB)	Gain/Loss (dB)	Corrected Reading EIRP	Peak Limit (dBm)	PK Margin (dB)	Avg Limit (dBm)	RMS Margin (dB)	Azimuth (Degs)	Height (cm)	Polarity
2	* 7.468924	-49.08	Pk	35.7	11.8	0	-33.43	-35.01	-21.2	-13.81	-	-	146	209	H
4	* 7.502835	-61.27	RMS	35.7	11.8	.52	-33.34	-46.59	-	-	-41.2	-5.39	146	209	H
1	7.125	-44.96	Pk	35.6	11.8	0	-34.14	-31.7	-7	-24.7	-	-	146	209	H
3	7.125	-60.93	RMS	35.6	11.8	.52	-34.14	-47.15	-	-	-27	-20.15	146	209	H

* - indicates frequency in CFR47 Pt 15 / IC RSS-Restricted Band
Pk - Peak detector
RMS - RMS detection

UL VERIFICATION SERVICES
47173 Benicia Street, Fremont, CA 94538; USA TEL:(510) 319-4000 FAX:(510) 661-0888
This report shall not be reproduced except in full, without the written approval of UL VERIFICATION SERVICES

VERTICAL RESULT

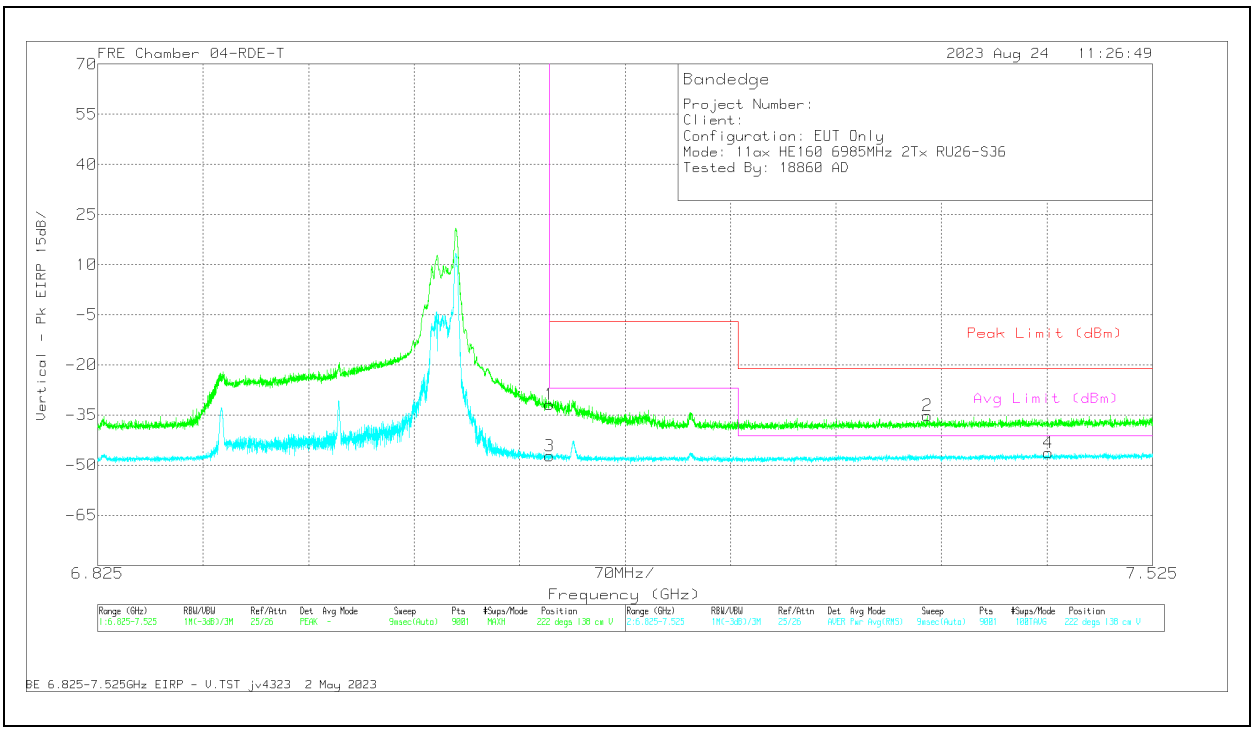

Marker	Frequency (GHz)	Meter Reading (dBm)	Det	226673 ACF (dB) 3mH	Conversion Factor (dB)	DCCF (dB)	Gain/Loss (dB)	Corrected Reading EIRP	Peak Limit (dBm)	PK Margin (dB)	Avg Limit (dBm)	RMS Margin (dB)	Azimuth (Degs)	Height (cm)	Polarity
2	* 7.375668	-49	Pk	35.7	11.8	0	-33.64	-35.14	-21.2	-13.94	-	-	222	138	V
4	* 7.455857	-60.79	RMS	35.7	11.8	.52	-33.51	-46.28	-	-	-41.2	-5.08	222	138	V
1	7.125	-45.12	Pk	35.6	11.8	0	-34.14	-31.86	-7	-24.86	-	-	222	138	V
3	7.125	-60.93	RMS	35.6	11.8	.52	-34.14	-47.15	-	-	-27	-20.15	222	138	V

* - indicates frequency in CFR47 Pt 15 / IC RSS-Restricted Band
Pk - Peak detector
RMS - RMS detection

UL VERIFICATION SERVICES
47173 Benicia Street, Fremont, CA 94538; USA TEL:(510) 319-4000 FAX:(510) 661-0888
This report shall not be reproduced except in full, without the written approval of UL VERIFICATION SERVICES

HARMONICS AND SPURIOUS EMISSIONS

MID CHANNEL (6985MHz)

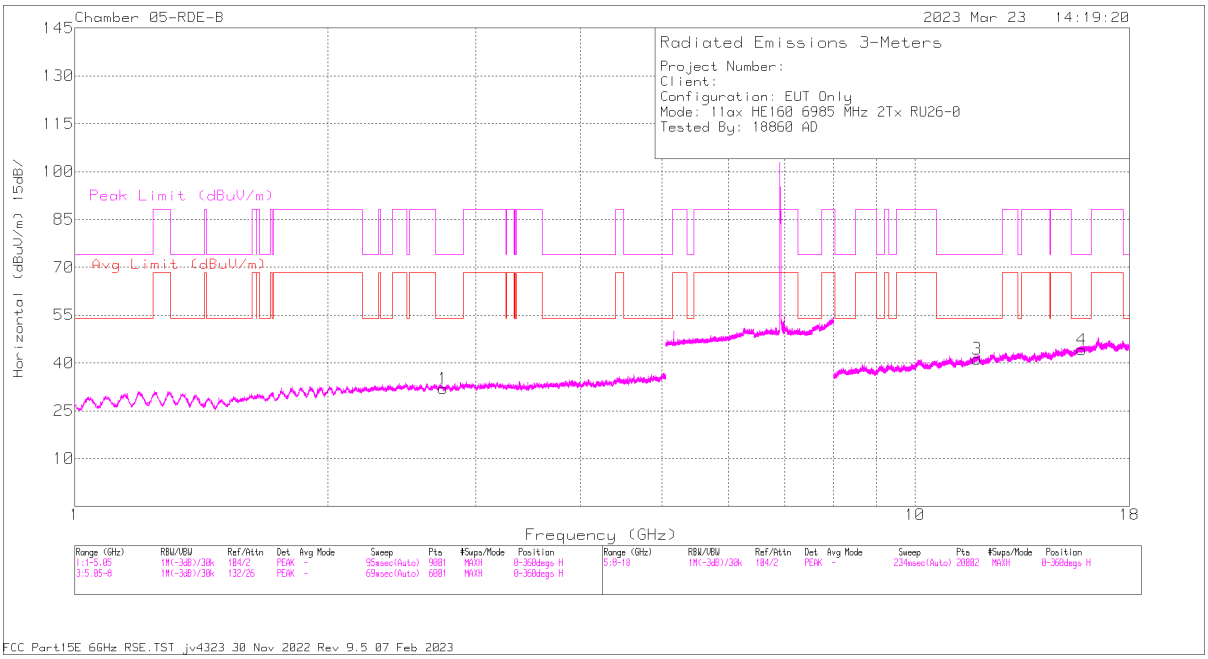

HORIZONTAL

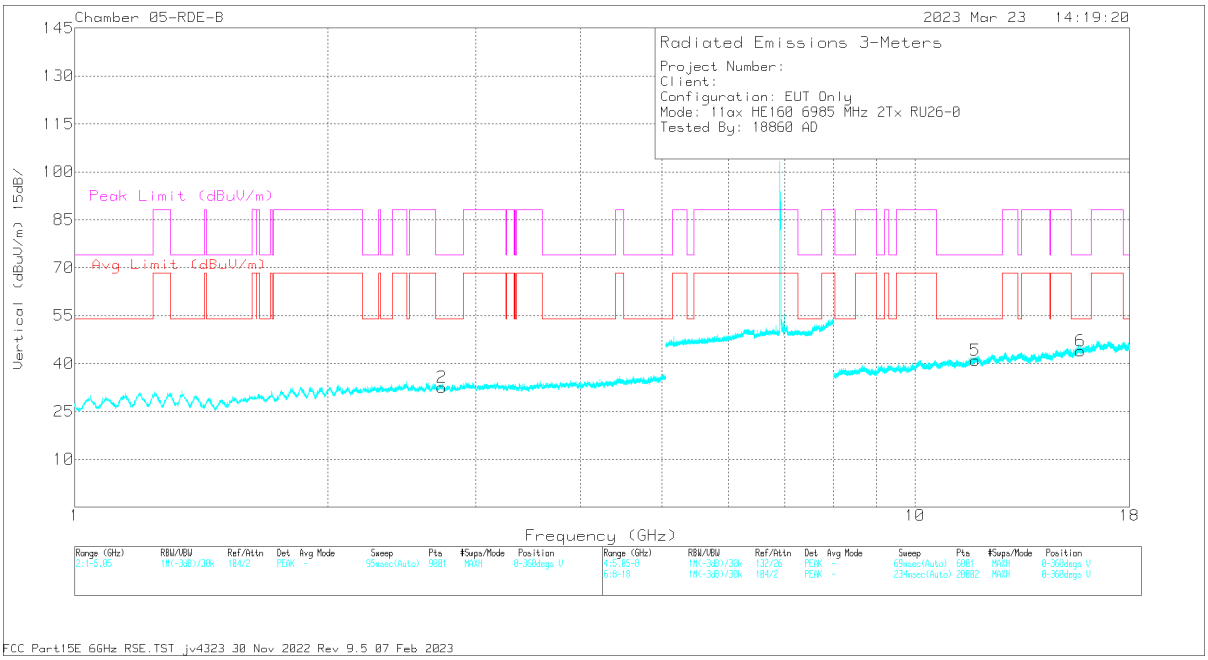

VERTICAL

UL VERIFICATION SERVICES
47173 Benicia Street, Fremont, CA 94538; USA TEL:(510) 319-4000 FAX:(510) 661-0888
This report shall not be reproduced except in full, without the written approval of UL VERIFICATION SERVICES

RADIATED EMISSIONS

Marker	Frequency(GHz)	MeterReading (dBuV)	Det	Horn Antenna ACF(dB)	Gain/Loss (dB)	Corrected Reading (dBuV/m)	Avg Limit (dBuV/m)	Margin (dB)	Peak Limit (dBuV/m)	PK Margin (dB)	Azimuth (Degs)	Height (cm)	Polarity
1	2.745728	58.81	PK-U	32.5	-48.26	43.05			88.2	-45.15	360	200	H
	2.743861	46.73	ADR	32.5	-48.27	30.96	68.2	-37.24			360	200	H
2	2.733877	58.64	PK-U	32.5	-48.32	42.82			88.2	-45.38	360	101	V
	2.734363	47.31	ADR	32.5	-48.31	31.5	68.2	-36.7			360	101	V
3	*11.856437	55.65	PK-U	38.9	-42.43	52.12			74	-21.88	360	101	H
	*11.855331	43.41	ADR	38.9	-42.43	39.88	54	-14.12			360	101	H
4	*15.794713	57.75	PK-U	41	-43.82	54.93			74	-19.07	360	101	H
	*15.797934	46.29	ADR	41	-43.76	43.53	54	-10.47			360	101	H
5	*11.798717	55.84	PK-U	38.9	-42.67	52.07			74	-21.93	360	101	V
	*11.79703	44.23	ADR	38.8	-42.7	40.33	54	-13.67			360	101	V
6	*15.743458	57.77	PK-U	40.9	-43.93	54.74			74	-19.26	360	198	V
	*15.741751	45.97	ADR	40.9	-43.93	42.94	54	-11.06			360	198	V

* - indicates frequency in CFR47 Pt 15 / IC RSS-Restricted Band
PK-U - U-NII: Maximum Peak
ADR - U-NII AD primary method, RMS average

UL VERIFICATION SERVICES
47173 Benicia Street, Fremont, CA 94538; USA TEL:(510) 319-4000 FAX:(510) 661-0888
This report shall not be reproduced except in full, without the written approval of UL VERIFICATION SERVICES

1TX Antenna 6 MODE: SU Mode

BANDEDGE (HIGH CHANNEL)

HORIZONTAL RESULT

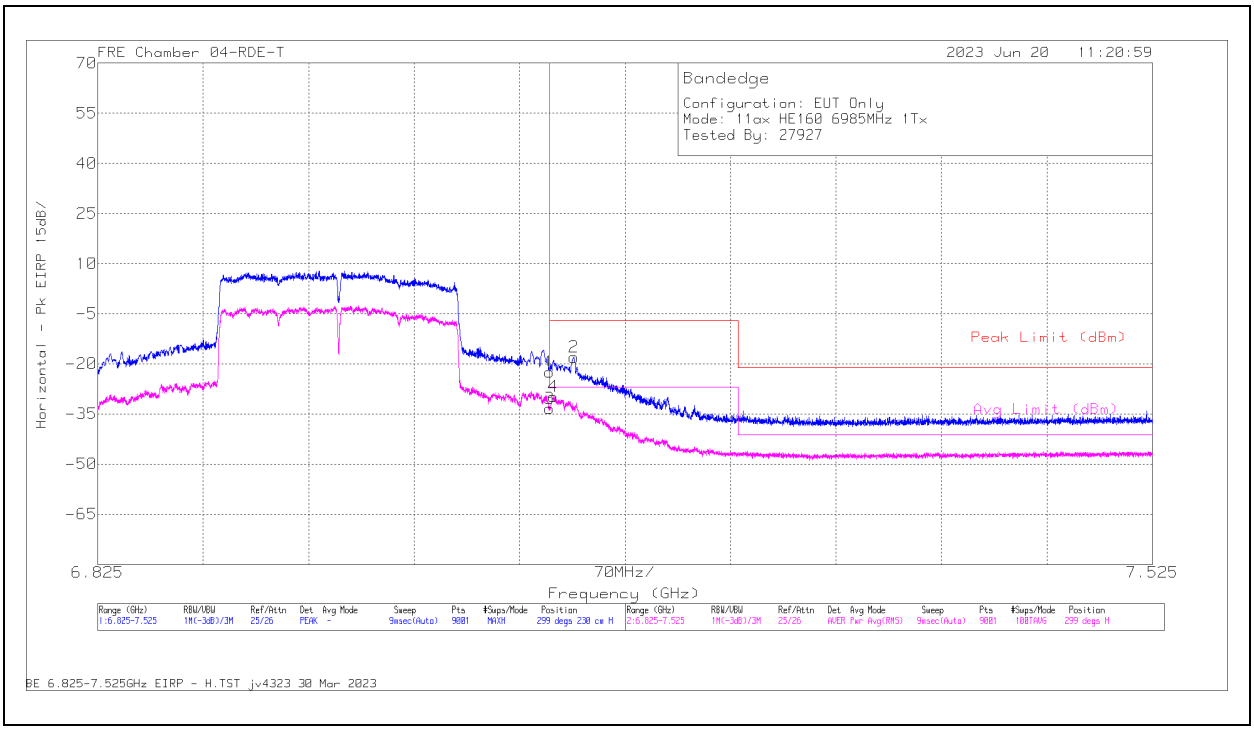

Marker	Frequency (GHz)	Meter Reading (dBm)	Det	226673 ACF (dB) 3mH	Conversion Factor (dB)	DCCF (dB)	Gain/Loss (dB)	Corrected Reading EIRP	Peak Limit (dBm)	PK Margin (dB)	Avg Limit (dBm)	RMS Margin (dB)	Azimuth (Degs)	Height (cm)	Polarity
1	7.125	-35.7	Pk	35.6	11.8	0	-34.14	-22.44	-7	-15.44	-	-	299	230	H
3	7.125	-47.35	RMS	35.6	11.8	0.74	-34.14	-33.35	-	-	-27	-6.35	299	230	H
4	7.12717	-43.86	RMS	35.6	11.8	0.74	-34.09	-29.81	-	-	-27	-2.81	299	230	H
2	7.14101	-31.3	Pk	35.6	11.8	0	-34.15	-18.05	-7	-11.05	-	-	299	230	H

Pk - Peak detector
RMS - RMS detection

UL VERIFICATION SERVICES
47173 Benicia Street, Fremont, CA 94538; USA TEL:(510) 319-4000 FAX:(510) 661-0888
This report shall not be reproduced except in full, without the written approval of UL VERIFICATION SERVICES

VERTICAL RESULT

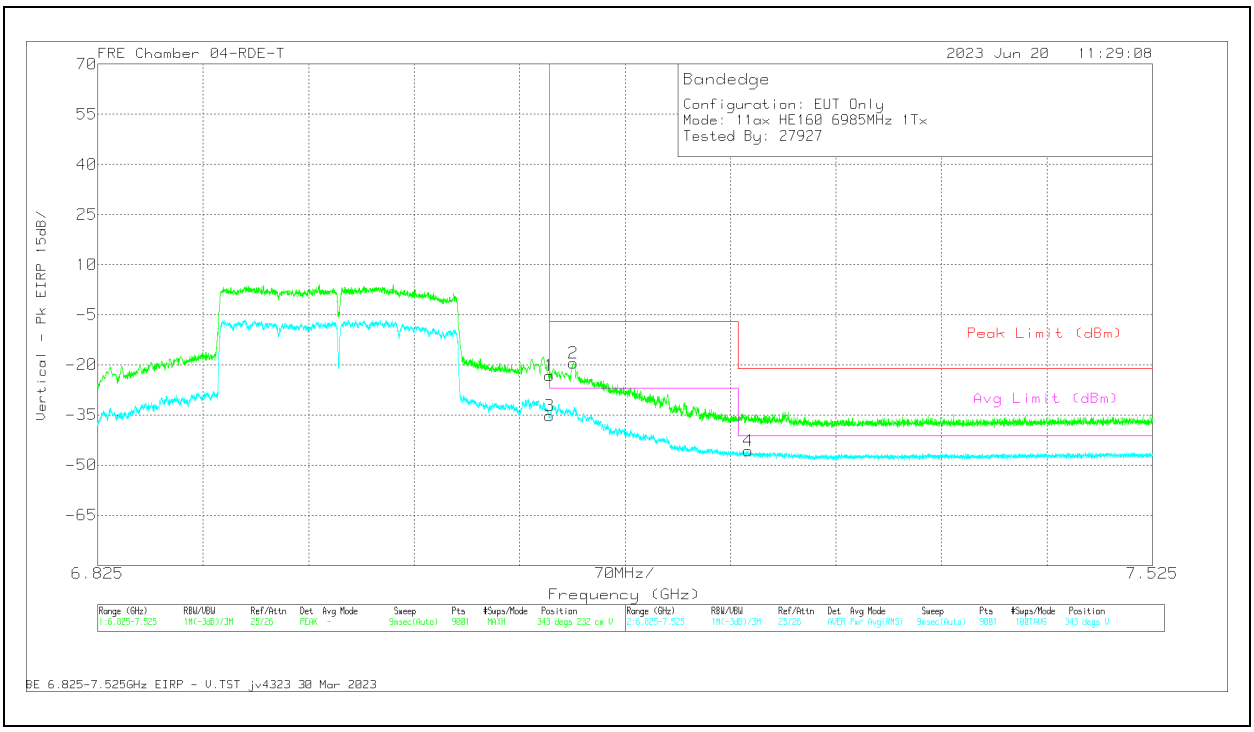

Marker	Frequency (GHz)	Meter Reading (dBm)	Det	226673 ACF (dB) 3mH	Conversion Factor (dB)	DCCF (dB)	Gain/Loss (dB)	Corrected Reading EIRP	Peak Limit (dBm)	PK Margin (dB)	Avg Limit (dBm)	RMS Margin (dB)	Azimuth (Degs)	Height (cm)	Polarity
4	* 7.256746	-59.9	RMS	35.6	11.8	0.74	-34.01	-45.77	-	-	-41.2	-4.57	343	232	V
1	7.125	-36.55	Pk	35.6	11.8	0	-34.14	-23.29	-7	-16.29	-	-	343	232	V
3	7.125	-49.21	RMS	35.6	11.8	0.74	-34.14	-35.21	-	-	-27	-8.21	343	232	V
2	7.1407	-32.77	Pk	35.6	11.8	0	-34.15	-19.52	-7	-12.52	-	-	343	232	V

* - indicates frequency in CFR47 Pt 15 / IC RSS-Restricted Band
Pk - Peak detector
RMS - RMS detection

UL VERIFICATION SERVICES
47173 Benicia Street, Fremont, CA 94538; USA TEL:(510) 319-4000 FAX:(510) 661-0888
This report shall not be reproduced except in full, without the written approval of UL VERIFICATION SERVICES

1TX Antenna 5 MODE: SU Mode

BANDEDGE (HIGH CHANNEL)

HORIZONTAL RESULT

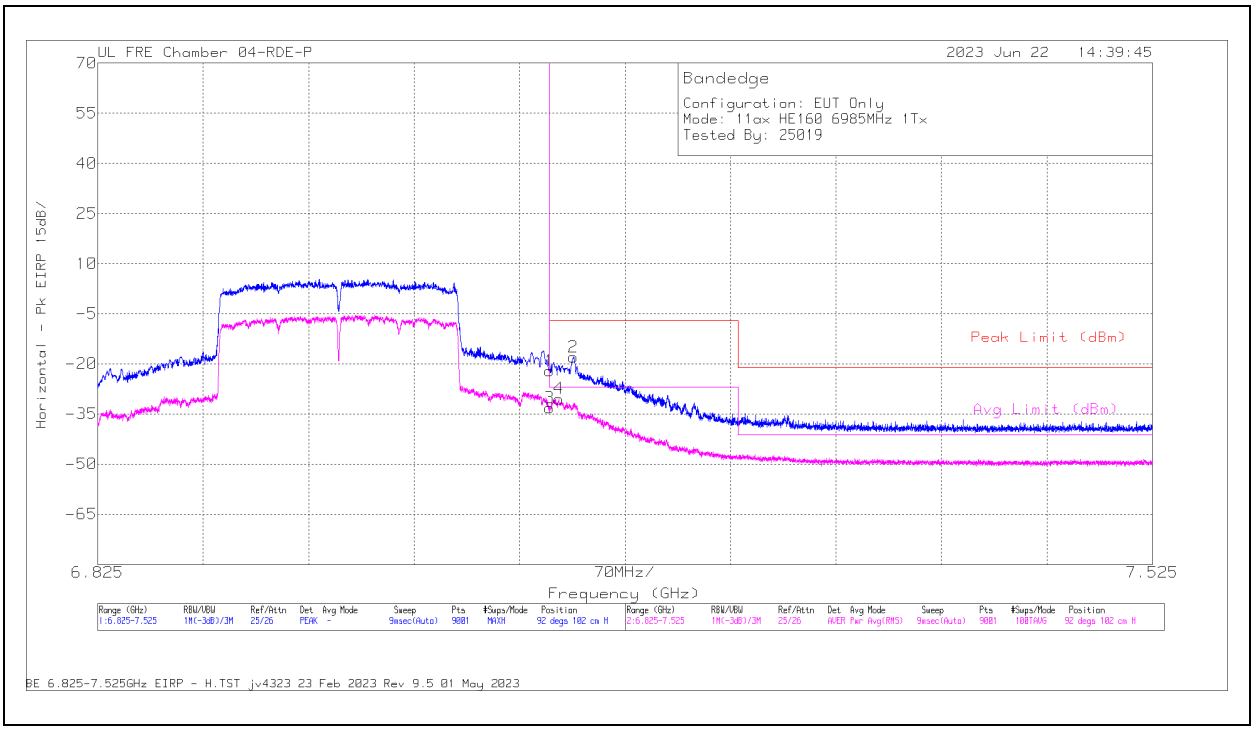

Marker	Frequency (GHz)	Meter Reading (dBm)	Det	222740 ACF(dB) - 3mH	Conversion Factor (dB)	DCCF (dB)	Gain/Loss (dB)	Corrected Reading EIRP	Peak Limit (dBm)	PK Margin (dB)	Avg Limit (dBm)	RMS Margin (dB)	Azimuth (Degs)	Height (cm)	Polarity
1	7.125	-33.58	Pk	35.6	11.8	0	-35.85	-22.03	-7	-15.03	-	-	92	102	H
3	7.125	-45.26	RMS	35.6	11.8	0.74	-35.85	-32.97	-	-	-27	-5.97	92	102	H
4	7.13106	-42.5	RMS	35.6	11.8	0.74	-35.97	-30.33	-	-	-27	-3.33	92	102	H
2	7.1407	-29.54	Pk	35.6	11.8	0	-35.87	-18.01	-7	-11.01	-	-	92	102	H

Pk - Peak detector
RMS - RMS detection

UL VERIFICATION SERVICES
47173 Benicia Street, Fremont, CA 94538; USA TEL:(510) 319-4000 FAX:(510) 661-0888
This report shall not be reproduced except in full, without the written approval of UL VERIFICATION SERVICES

VERTICAL RESULT

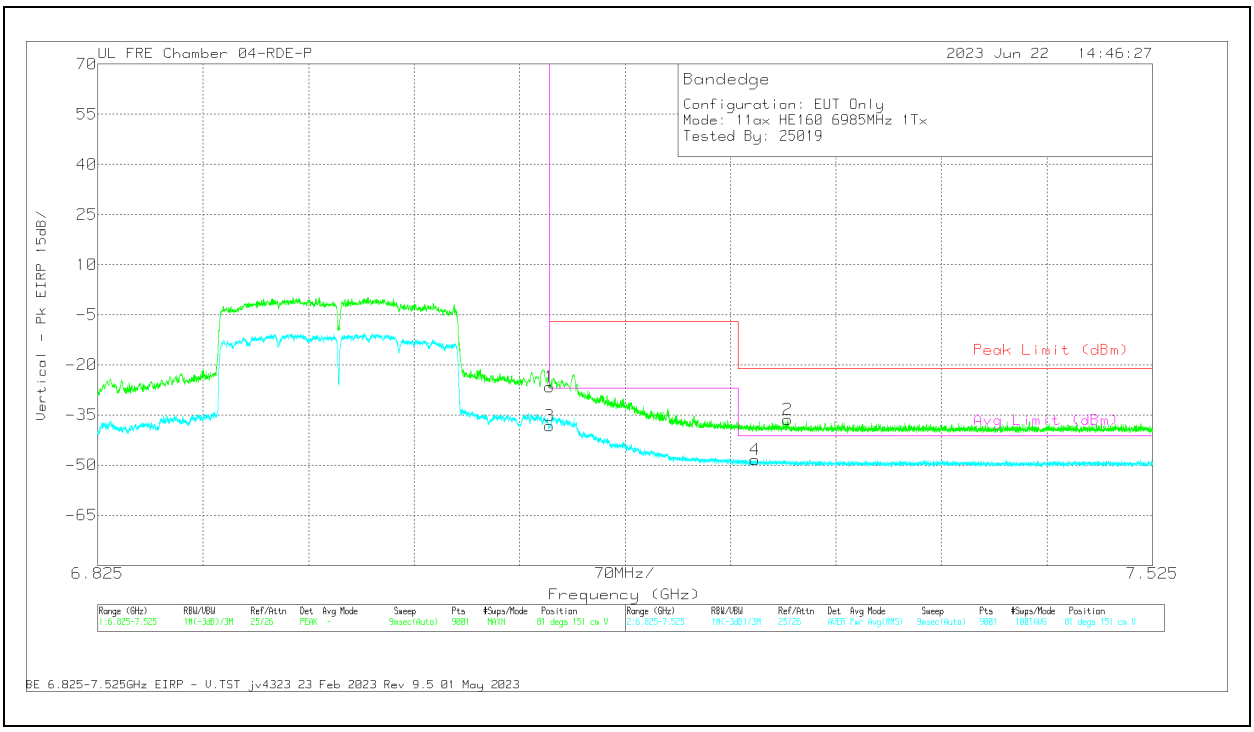

Marker	Frequency (GHz)	Meter Reading (dBm)	Det	222740 ACF(dB) - 3mH	Conversion Factor (dB)	DCCF (dB)	Gain/Loss (dB)	Corrected Reading EIRP	Peak Limit (dBm)	PK Margin (dB)	Avg Limit (dBm)	RMS Margin (dB)	Azimuth (Degs)	Height (cm)	Polarity
1	7.125	-38.15	Pk	35.6	11.8	0	-35.85	-26.6	-7	-19.6	-	-	81	151	V
3	7.125	-50.41	RMS	35.6	11.8	0.74	-35.85	-38.12	-	-	-27	-11.12	81	151	V
4	7.2611	-60.24	RMS	35.7	11.8	0.74	-36.22	-48.22	-	-	-41.2	-7.02	81	151	V
2	7.28272	-47.59	Pk	35.7	11.8	0	-36.24	-36.33	-21.2	-15.13	-	-	81	151	V

Pk - Peak detector
RMS - RMS detection

UL VERIFICATION SERVICES
47173 Benicia Street, Fremont, CA 94538; USA TEL:(510) 319-4000 FAX:(510) 661-0888
This report shall not be reproduced except in full, without the written approval of UL VERIFICATION SERVICES

2TX Antenna 6 + Antenna 5 ODFMA MODE: SU Mode

BANDEDGE (HIGH CHANNEL)

HORIZONTAL RESULT

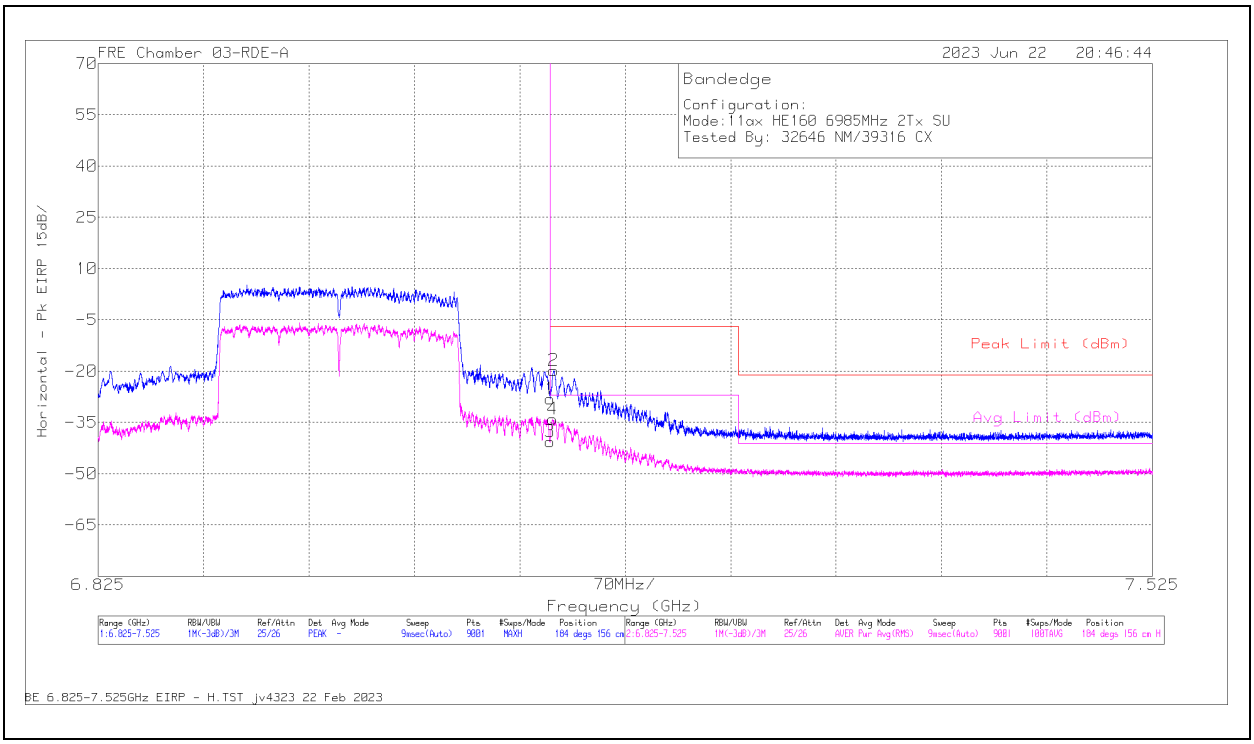

Marker	Frequency (GHz)	Meter Reading (dBm)	Det	230299 ACF (dBm)	Conversion Factor (dB)	DCCF (dB)	Gain/Loss (dB)	Corrected Reading EIRP	Peak Limit (dBm)	PK Margin (dB)	Avg Limit (dBm)	RMS Margin (dB)	Azimuth (Degs)	Height (cm)	Polarity
1	7.125	-39.42	Pk	36.2	11.8	0	-36.65	-28.07	-7	-21.07	-	-	184	156	H
3	7.125	-52.13	RMS	36.2	11.8	0.74	-36.65	-40.04	-	-	-27	-13.04	184	156	H
4	7.1267	-45.51	RMS	36.2	11.8	0.74	-36.68	-33.45	-	-	-27	-6.45	184	156	H
2	7.1274	-31.13	Pk	36.2	11.8	0	-36.68	-19.81	-7	-12.81	-	-	184	156	H

Pk - Peak detector
RMS - RMS detection

UL VERIFICATION SERVICES
47173 Benicia Street, Fremont, CA 94538; USA TEL:(510) 319-4000 FAX:(510) 661-0888
This report shall not be reproduced except in full, without the written approval of UL VERIFICATION SERVICES

VERTICAL RESULT

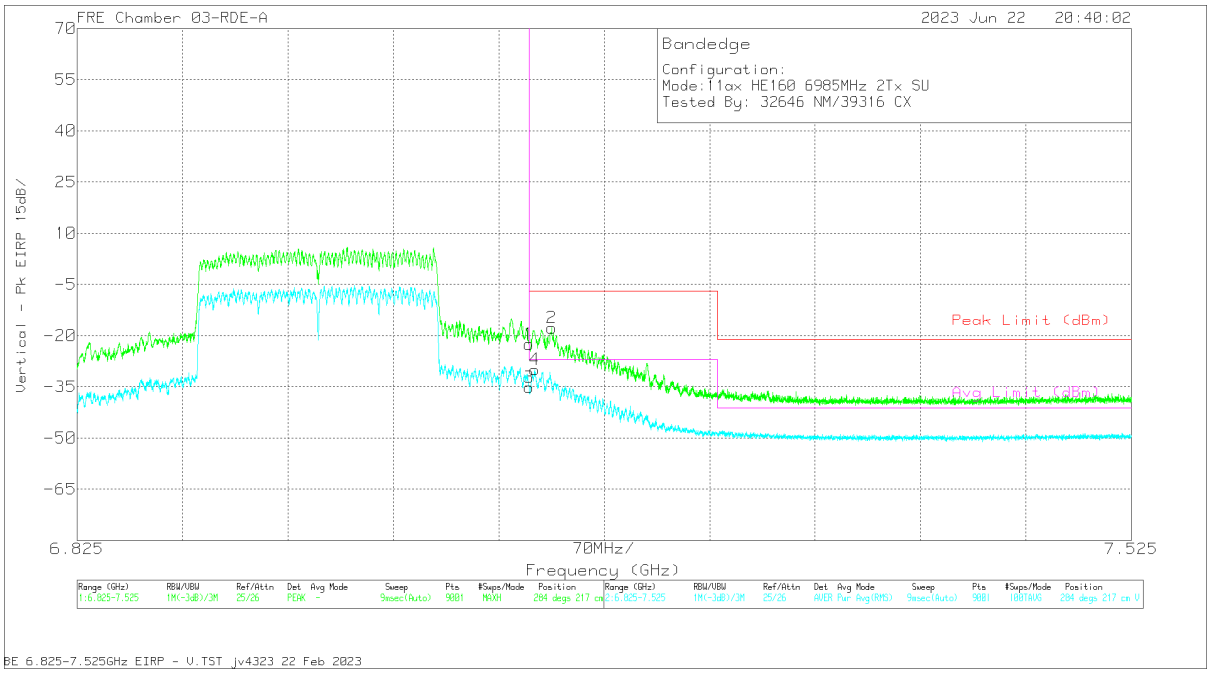

Marker	Frequency (GHz)	Meter Reading (dBm)	Det	230299 ACF (dB/m)	Conversion Factor (dB)	DCCF (dB)	Gain/Loss (dB)	Corrected Reading EIRP	Peak Limit (dBm)	PK Margin (dB)	Avg Limit (dBm)	RMS Margin (dB)	Azimuth (Degs)	Height (cm)	Polarity
1	7.125	-33.86	Pk	36.2	11.8	0	-36.65	-22.51	-7	-15.51	-	-	284	217	V
3	7.125	-46.66	RMS	36.2	11.8	0.74	-36.65	-34.57	-	-	-27	-7.57	284	217	V
4	7.1288	-41.33	RMS	36.1	11.8	0.74	-36.69	-29.38	-	-	-27	-2.38	284	217	V
2	7.14	-28.97	Pk	36.1	11.8	0	-36.64	-17.71	-7	-10.71	-	-	284	217	V

Pk - Peak detector
RMS - RMS detection

UL VERIFICATION SERVICES
47173 Benicia Street, Fremont, CA 94538; USA TEL:(510) 319-4000 FAX:(510) 661-0888
This report shall not be reproduced except in full, without the written approval of UL VERIFICATION SERVICES

HARMONICS AND SPURIOUS EMISSIONS

MID CHANNEL (6985MHz)

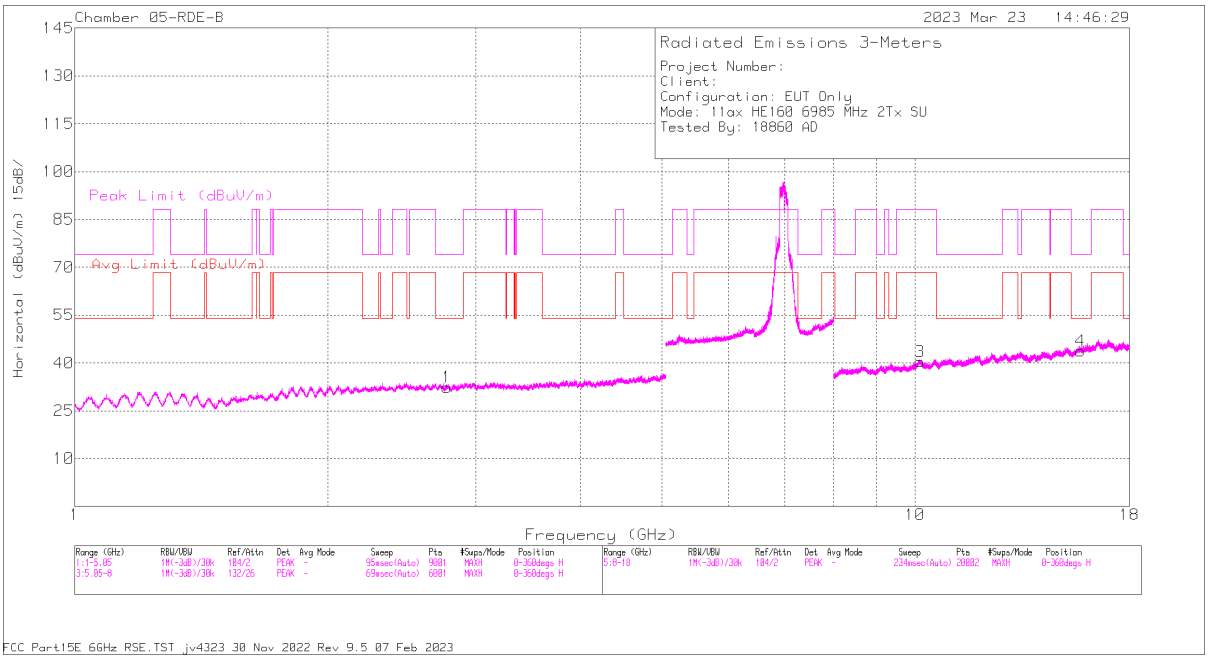

HORIZONTAL

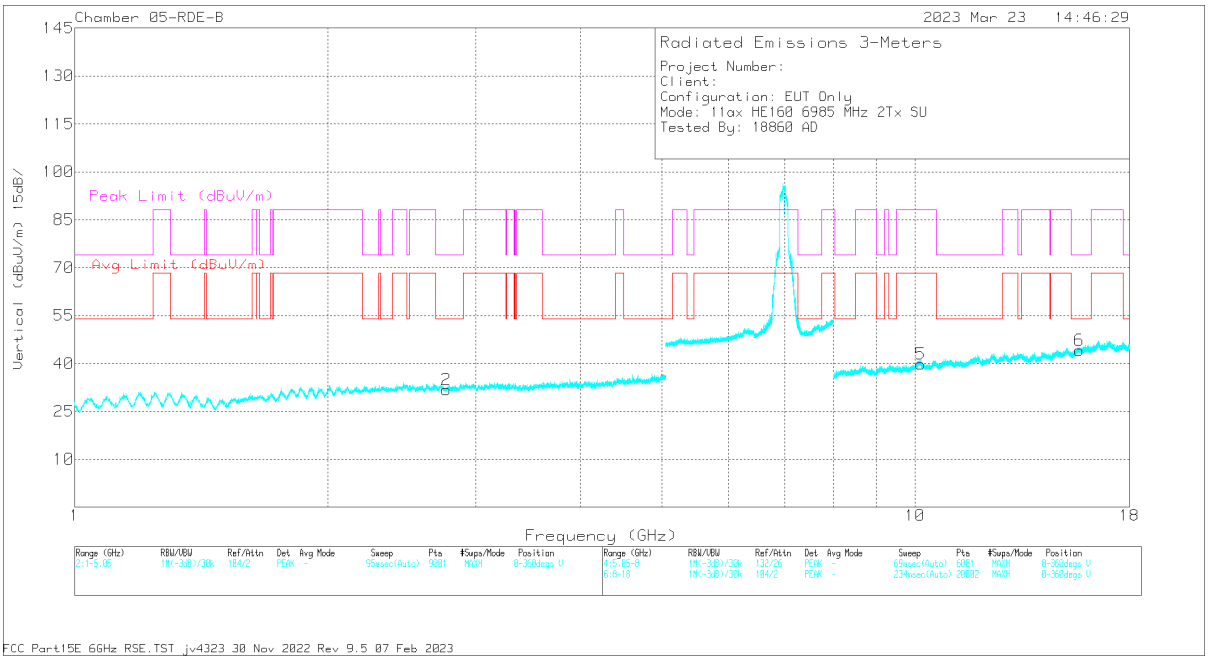

VERTICAL

UL VERIFICATION SERVICES
47173 Benicia Street, Fremont, CA 94538; USA TEL:(510) 319-4000 FAX:(510) 661-0888
This report shall not be reproduced except in full, without the written approval of UL VERIFICATION SERVICES

RADIATED EMISSIONS

Marker	Frequency (GHz)	Meter Reading (dBuV)	Det	Horn Antenna ACF(dB)	DCCF (dB)	Gain/Loss (dB)	Corrected Reading (dBuV/m)	Avg Limit (dBuV/m)	Margin (dB)	Peak Limit (dBuV/m)	PK Margin (dB)	Azimuth (Degs)	Height (cm)	Polarity
1	*2.773156	58.49	PK-U	32.5	0	-48.13	42.86	-	-	74	-31.14	360	200	H
	*2.773832	47.05	ADR	32.5	0.1	-48.15	31.5	54	-22.5	-	-	360	200	H
2	*2.769541	58.87	PK-U	32.5	0	-48.11	43.26	-	-	74	-30.74	360	101	V
	*2.769539	46.71	ADR	32.5	0.1	-48.11	31.2	54	-22.8	-	-	360	101	V
3	10.1402	57.04	PK-U	37.6	0	-44.24	50.4	-	-	88.2	-37.8	360	101	H
	10.1425	45.61	ADR	37.6	0.1	-44.23	39.08	68.2	-29.12	-	-	360	101	H
4	*15.743096	57.84	PK-U	40.9	0	-43.93	54.81	-	-	74	-19.19	360	101	H
	*15.742962	46.19	ADR	40.9	0.1	-43.93	43.26	54	-10.74	-	-	360	101	H
5	10.1612	57.12	PK-U	37.7	0	-44.06	50.76	-	-	88.2	-37.44	360	200	V
	10.159	45.33	ADR	37.7	0.1	-44.08	39.05	68.2	-29.15	-	-	360	200	V
6	*15.689246	56.95	PK-U	40.8	0	-43.89	53.86	-	-	74	-20.14	360	101	V
	*15.686839	45.71	ADR	40.8	0.1	-43.88	42.73	54	-11.27	-	-	360	101	V

* - indicates frequency in CFR47 Pt 15 / IC RSS-Restricted Band
PK-U - U-NII: Maximum Peak
ADR - U-NII AD primary method, RMS average

UL VERIFICATION SERVICES
47173 Benicia Street, Fremont, CA 94538; USA TEL:(510) 319-4000 FAX:(510) 661-0888
This report shall not be reproduced except in full, without the written approval of UL VERIFICATION SERVICES

1.2. WORST CASE BELOW 30MHz

SPURIOUS EMISSIONS BELOW 30 MHz (WORST-CASE CONFIGURATION)

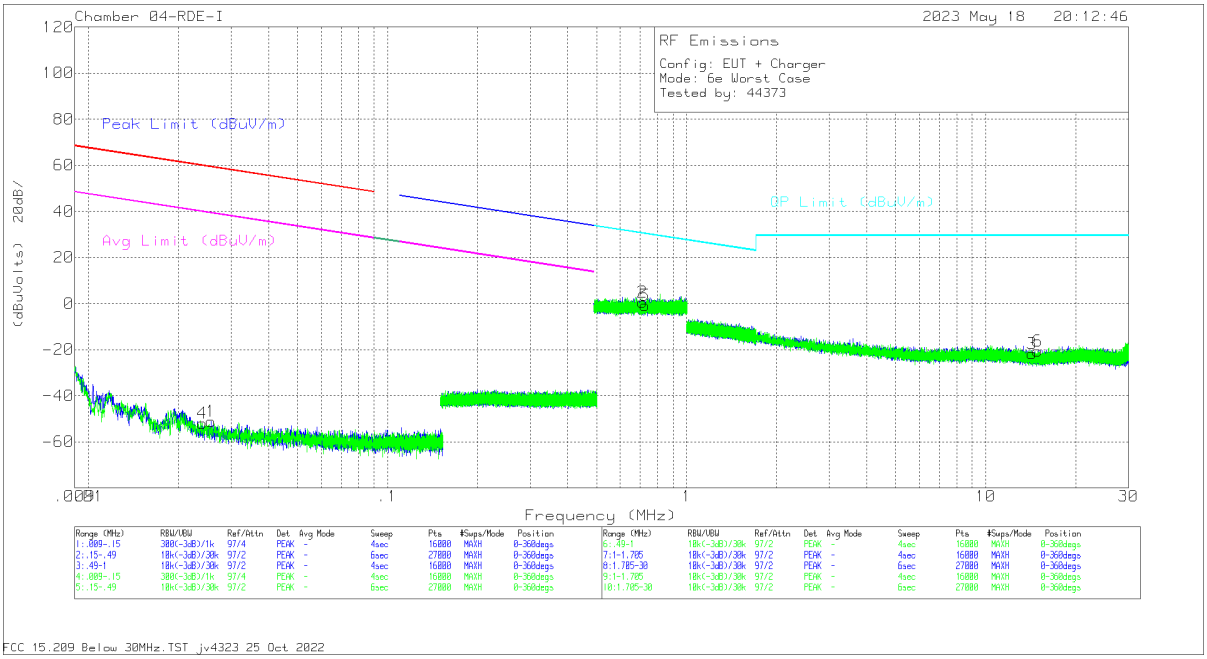

ANTENNA- TWO ORIENTATIONS FACE ON/FACE OFF

Marker	Frequency (MHz)	Meter Reading (dBuV)	Det	Loop Antenna E (ACF)	Amp/Cbl (dB)	Dist Corr 300m	Corrected Reading (dBuVolts)	Peak Limit (dBuV/m)	Margin (dB)	Avg Limit (dBuV/m)	Margin (dB)	Azimuth (Degs)
1	.0257	2.39	Pk	58.2	-31.8	-80	-51.21	59.39	-110.6	39.39	-90.6	0-360
4	.0241	1.4	Pk	58.4	-31.7	-80	-51.9	59.96	-111.86	39.96	-91.86	0-360

Marker	Frequency (MHz)	Meter Reading (dBuV)	Det	Loop Antenna E (ACF)	Amp/Cbl (dB)	Dist Corr 30m (dB) 40Log	Corrected Reading (dBuVolts)	QP Limit (dBuV/m)	Margin (dB)	Azimuth (Degs)
2	.7126	16.76	Pk	56.1	-32.2	-40	.66	30.56	-29.9	0-360
5	.7266	15.23	Pk	56.1	-32.1	-40	-.77	30.39	-31.16	0-360
3	14.2883	15.63	Pk	34	-31.4	-40	-21.77	29.5	-51.27	0-360
6	14.892	17.1	Pk	33.9	-31.5	-40	-20.5	29.5	-50	0-360

Pk - Peak detector

UL VERIFICATION SERVICES
47173 Benicia Street, Fremont, CA 94538; USA TEL:(510) 319-4000 FAX:(510) 661-0888
This report shall not be reproduced except in full, without the written approval of UL VERIFICATION SERVICES

1.3. WORST CASE BELOW 1 GHz

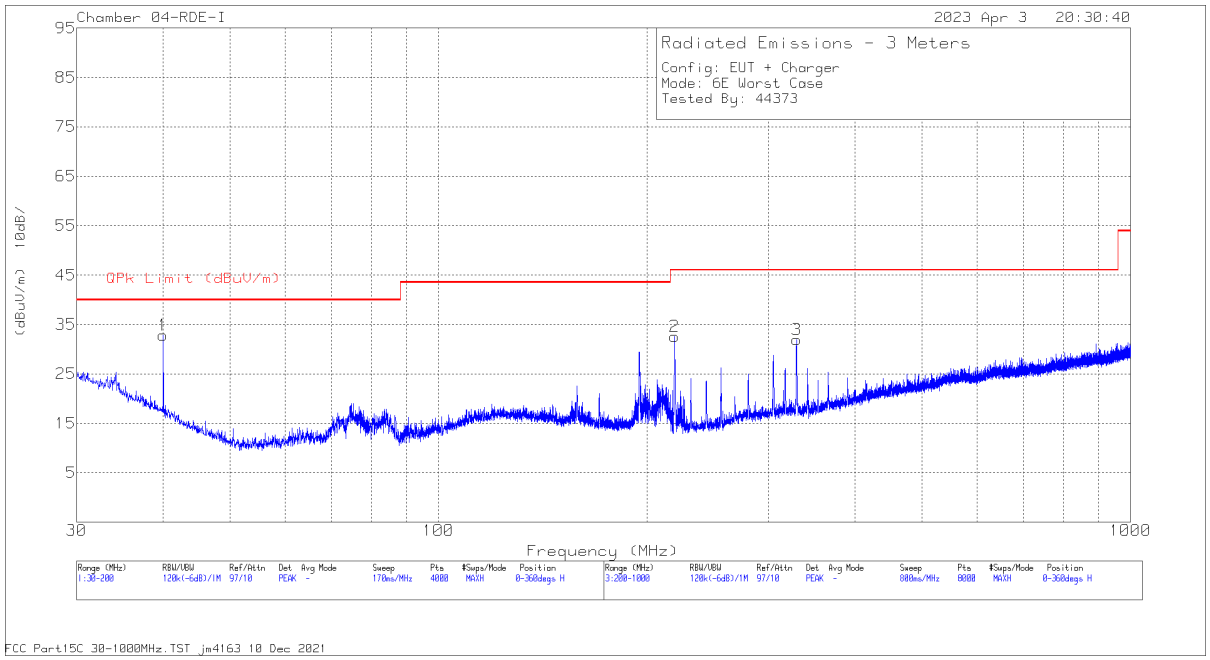

HORIZONTAL

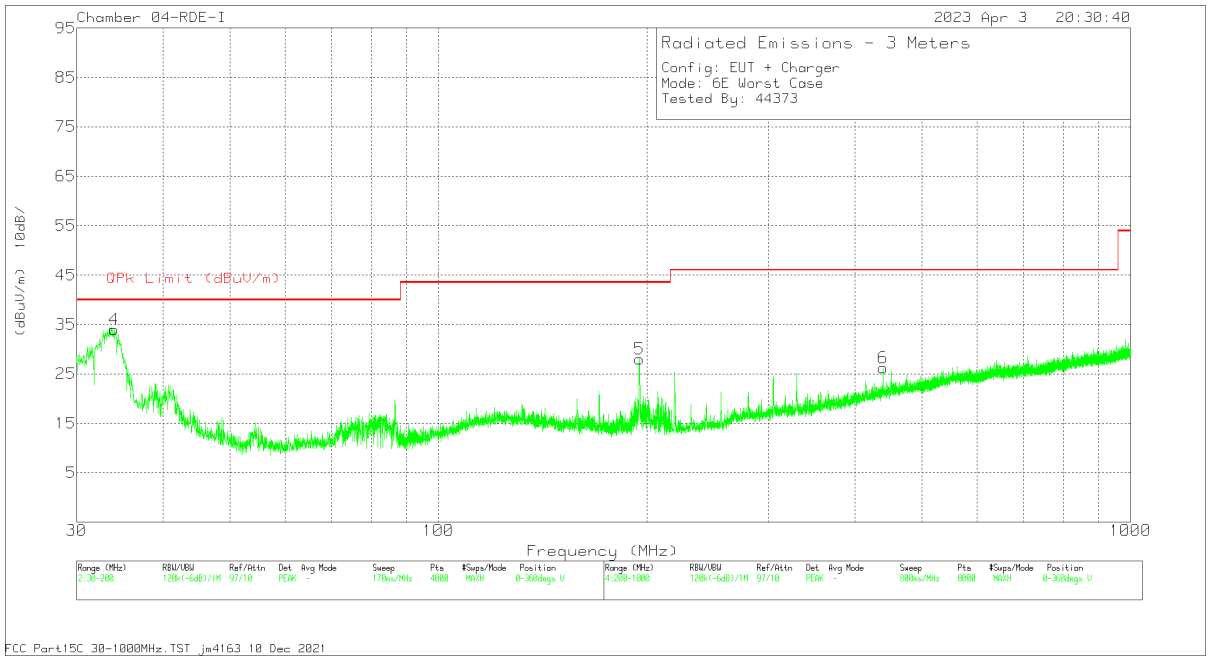

VERTICAL

UL VERIFICATION SERVICES
47173 Benicia Street, Fremont, CA 94538; USA TEL:(510) 319-4000 FAX:(510) 661-0888
This report shall not be reproduced except in full, without the written approval of UL VERIFICATION SERVICES

Below 1 GHz DATA

Marker	Frequency (MHz)	Meter Reading (dBuV)	Det	80714 ACF (dB) - 10mH	Amp/Cbl (dB)	Corrected Reading (dBuV/m)	QPk Limit (dBuV/m)	Margin (dB)	Azimuth (Degs)	Height (cm)	Polarity
1	39.9901	43.59	Pk	20.4	-31.1	32.89	40	-7.11	0-360	399	H
2	219.403	46.34	Pk	16.3	-30	32.64	46.02	-13.38	0-360	101	H
3	* 329.117	41.79	Pk	19.7	-29.5	31.99	46.02	-14.03	0-360	101	H
4	33.996	40.17	Pk	24.9	-31.1	33.97	40	-6.03	0-360	101	V
	33.783	39.35	Qp	25	-31.1	33.25	40	-6.75	321	122	V
5	195.07	40.07	Pk	18	-30	28.07	43.52	-15.45	0-360	101	V
6	438.731	33.09	Pk	22.3	-29.1	26.29	46.02	-19.73	0-360	101	V

* - indicates frequency in CFR47 Pt 15 / IC RSS-Restricted Band
Pk - Peak detector
Qp - Quasi-Peak detector

UL VERIFICATION SERVICES
47173 Benicia Street, Fremont, CA 94538; USA TEL:(510) 319-4000 FAX:(510) 661-0888
This report shall not be reproduced except in full, without the written approval of UL VERIFICATION SERVICES

1.4. WORST CASE 18-26 GHz

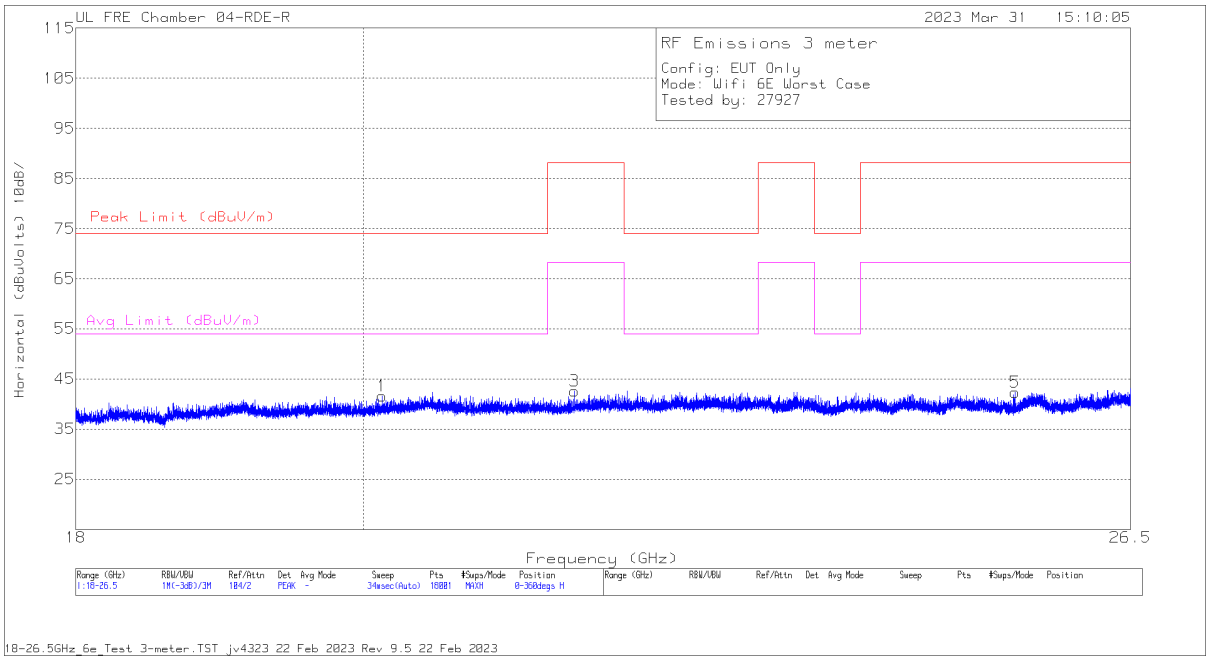

HORIZONTAL

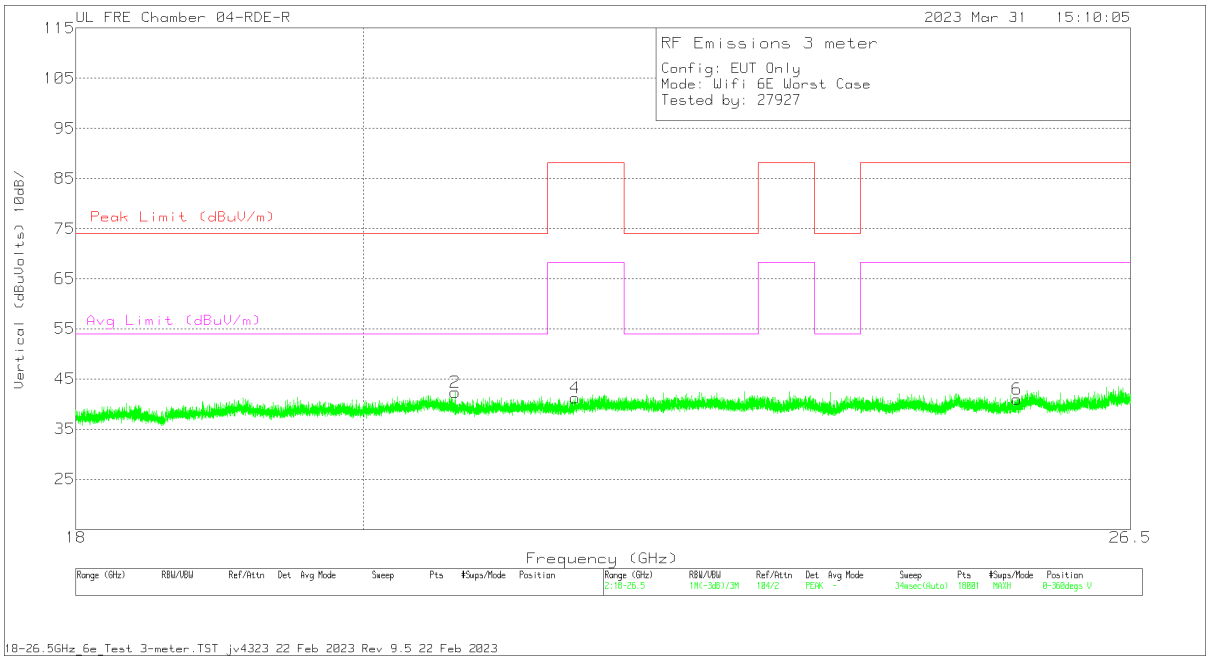

VERTICAL

UL VERIFICATION SERVICES
47173 Benicia Street, Fremont, CA 94538; USA TEL:(510) 319-4000 FAX:(510) 661-0888
This report shall not be reproduced except in full, without the written approval of UL VERIFICATION SERVICES

18-26 GHz DATA

Marker	Frequency (GHz)	Meter Reading (dBuV)	Det	172353 ACF (dB) - 3mH	171583 Amp Assembly (dB)	Cables (dB)	Corrected Reading (dBuVolts)	Peak Limit (dBuV/m)	PK Margin (dB)	Avg Limit (dBuV/m)	Margin (dB)	Azimuth (Degs)	Height (cm)	Polarity
1	* 20.140013	57.34	PK-U	33.1	-64	16	42.44	74	-31.56	-	-	358	355	H
	* 20.139183	45.67	ADR	33.1	-64	16	30.77	-	-	54	-23.23	358	355	H
2	* 20.689077	56.54	PK-U	33.4	-63.9	16.2	42.24	74	-31.76	-	-	186	101	V
	* 20.685947	44.86	ADR	33.4	-63.9	16.2	30.56	-	-	54	-23.44	186	101	V
3	21.61197	58.01	PK-U	33.6	-64.8	16.5	43.31	88.2	-44.89	-	-	360	100	H
	21.61377	45.78	ADR	33.6	-64.8	16.5	31.08	-	-	68.2	-37.12	360	100	H
4	21.616943	57.09	PK-U	33.6	-64.8	16.5	42.39	88.2	-45.81	-	-	360	101	V
	21.617016	45.5	ADR	33.6	-64.8	16.5	30.8	-	-	68.2	-37.4	360	101	V
5	25.404875	54.04	PK-U	34.6	-63.7	17.9	42.84	88.2	-45.36	-	-	360	100	H
	25.40549	42.01	ADR	34.6	-63.7	17.9	30.81	-	-	68.2	-37.39	360	100	H
6	25.417533	53.71	PK-U	34.6	-63.7	17.9	42.51	88.2	-45.69	-	-	360	101	V
	25.419868	41.89	ADR	34.6	-63.7	17.9	30.69	-	-	68.2	-37.51	360	101	V

* - indicates frequency in CFR47 Pt 15 / IC RSS-Restricted Band
PK-U - U-NII: Maximum Peak
ADR - U-NII AD primary method, RMS average

UL VERIFICATION SERVICES
47173 Benicia Street, Fremont, CA 94538; USA TEL:(510) 319-4000 FAX:(510) 661-0888
This report shall not be reproduced except in full, without the written approval of UL VERIFICATION SERVICES

1.5. WORST CASE 26-40 GHz

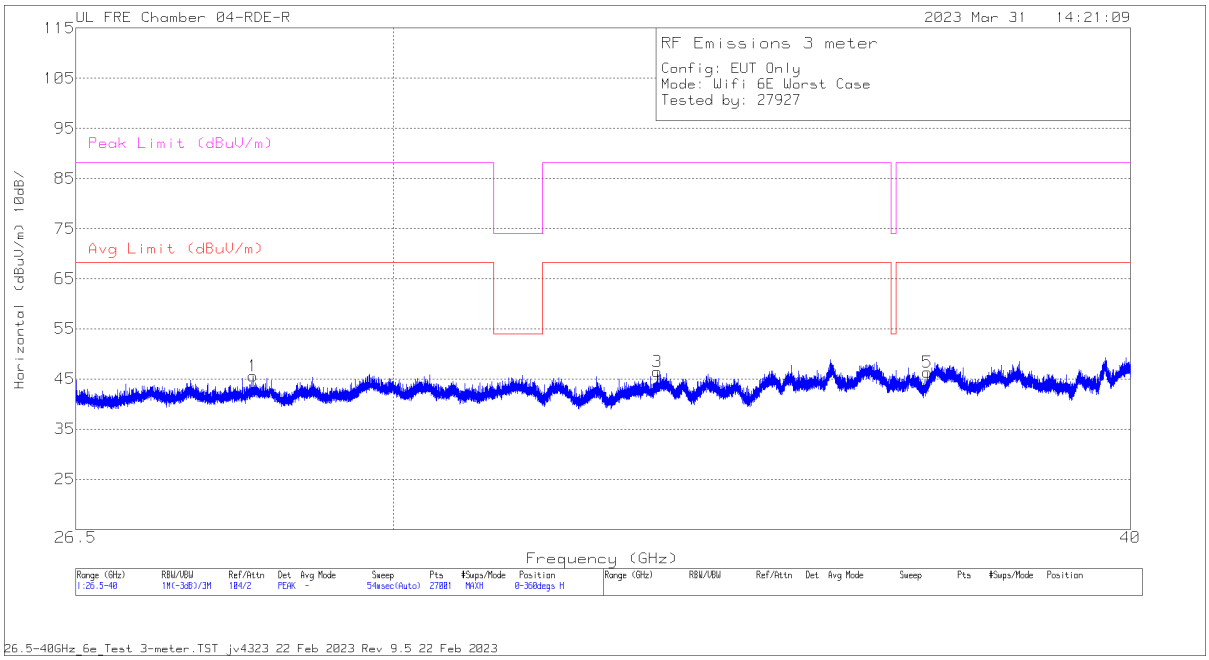

HORIZONTAL

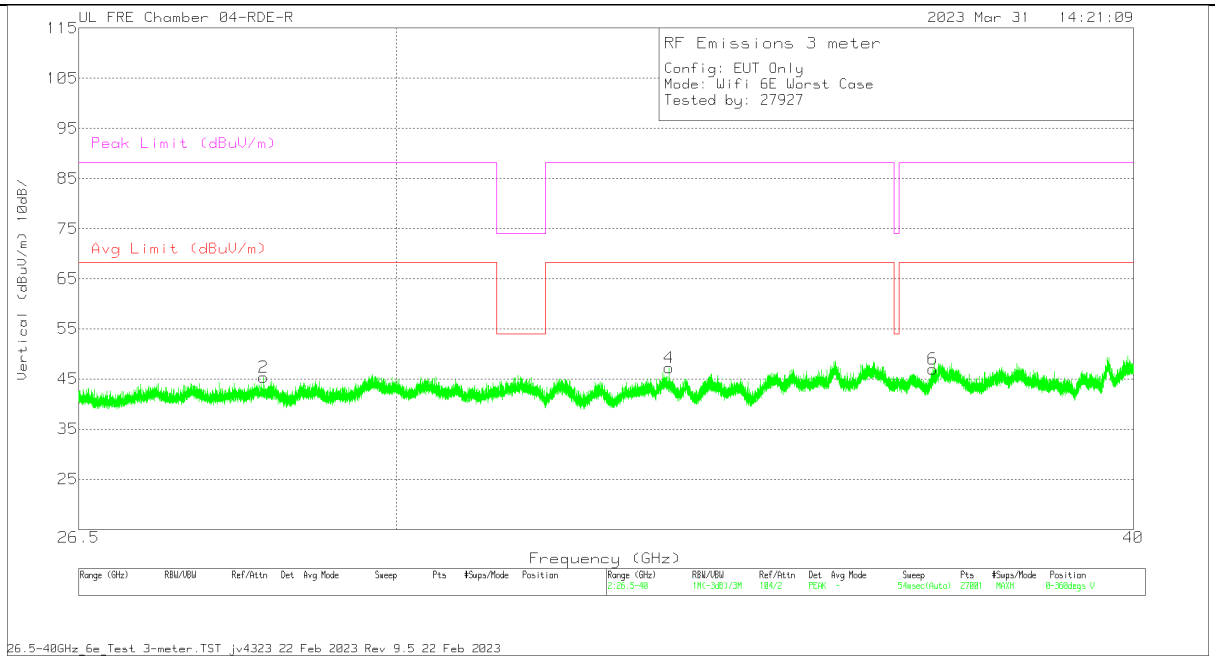

VERTICAL

UL VERIFICATION SERVICES
47173 Benicia Street, Fremont, CA 94538; USA TEL:(510) 319-4000 FAX:(510) 661-0888
This report shall not be reproduced except in full, without the written approval of UL VERIFICATION SERVICES

26-40 GHz DATA

Marker	Frequency (GHz)	Meter Reading (dBuV)	Det	172367 ACF (dB) - 3mH	172346 Amp Assembly (dB)	Cables (dB)	Corrected Reading (dBuV/m)	Avg Limit (dBuV/m)	Margin (dB)	Peak Limit (dBuV/m)	PK Margin (dB)	Azimuth (Degs)	Height (cm)	Polarity
1	28.399622	56.55	PK-U	36.7	-66.2	19	46.05			88.2	-42.15	360	100	H
	28.402048	44.94	ADR	36.7	-66.3	19	34.34	68.2	-33.86			360	100	H
2	28.485596	56.82	PK-U	36.6	-66.8	19	45.62			88.2	-42.58	360	201	V
	28.483926	44.87	ADR	36.6	-66.8	19	33.67	68.2	-34.53			360	201	V
3	33.25872	60.22	PK-U	37.2	-70.4	20.7	47.72			88.2	-40.48	360	100	H
	33.255265	48.53	ADR	37.2	-70.5	20.7	35.93	68.2	-32.27			360	100	H
4	33.36849	58.55	PK-U	37.2	-70.6	20.7	45.85			88.2	-42.35	360	200	V
	33.366201	47.33	ADR	37.2	-70.5	20.7	34.73	68.2	-33.47			360	200	V
5	36.955805	59.71	PK-U	38	-72.4	22.1	47.41			88.2	-40.79	360	100	H
	36.953665	48.08	ADR	38	-72.4	22.1	35.78	68.2	-32.42			360	100	H
6	36.989815	59.78	PK-U	38	-71.7	22.1	48.18			88.2	-40.02	360	200	V
	36.989587	48.27	ADR	38	-71.7	22.1	36.67	68.2	-31.53			360	200	V

PK-U - U-NII: Maximum Peak
ADR - U-NII AD primary method, RMS average

UL VERIFICATION SERVICES
47173 Benicia Street, Fremont, CA 94538; USA TEL:(510) 319-4000 FAX:(510) 661-0888
This report shall not be reproduced except in full, without the written approval of UL VERIFICATION SERVICES

2. AC POWER LINE CONDUCTED EMISSIONS

LIMITS

FCC §15.207 (a)

RSS-Gen 8.8

Frequency of Emission (MHz)	Conducted Limit (dBµV)	
	Quasi-peak	Average
0.15-0.5	66 to 56 *	56 to 46 *
0.5-5	56	46
5-30	60	50

*Decreases with the logarithm of the frequency.

TEST PROCEDURE

The EUT is placed on a non-conducting table 40 cm from the vertical ground plane and 80 cm above the horizontal ground plane. The EUT is configured in accordance with ANSI C63.10.

The receiver is set to a resolution bandwidth of 9 kHz. Peak detection is used unless otherwise noted as quasi-peak or average.

Line conducted data is recorded for both NEUTRAL and HOT lines.

RESULTS

UL VERIFICATION SERVICES
47173 Benicia Street, Fremont, CA 94538; USA TEL:(510) 319-4000 FAX:(510) 661-0888
This report shall not be reproduced except in full, without the written approval of UL VERIFICATION SERVICES

2.1. AC POWER LINE WITH AC ADAPTER

LINE 1 RESULTS

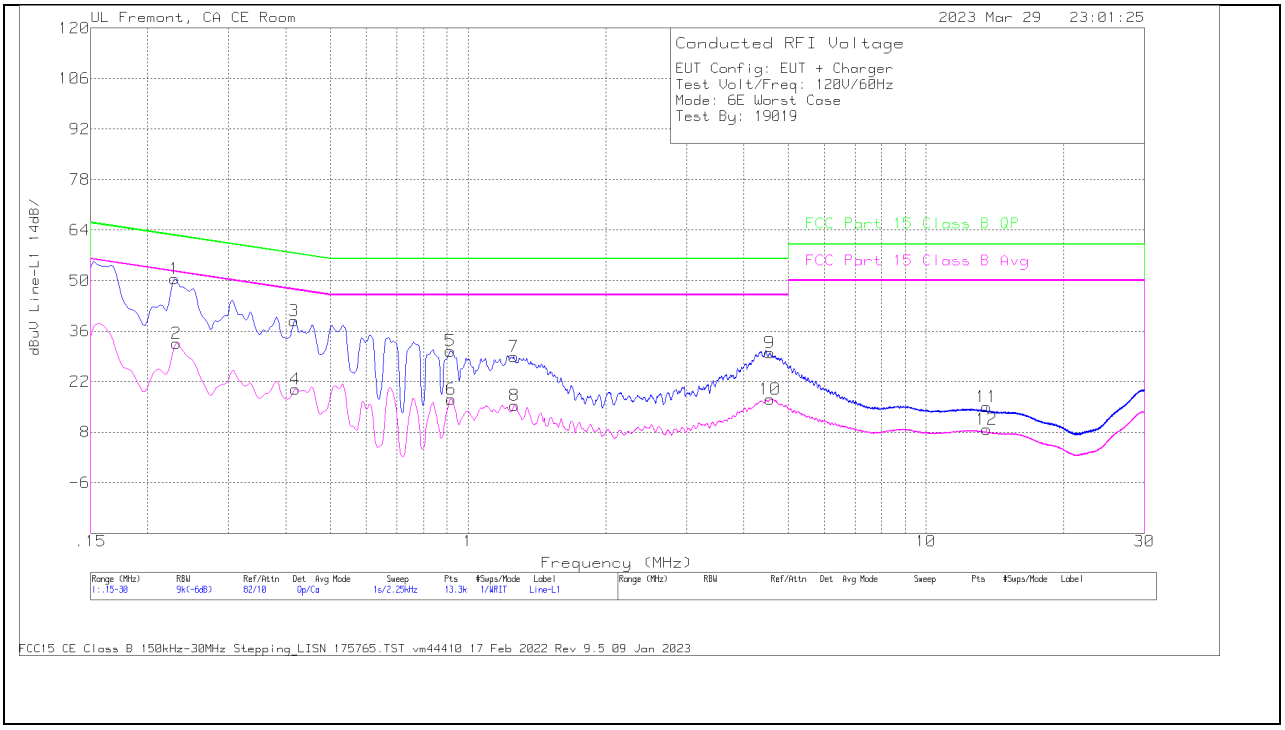

Range 1: Line-L1 .15 - 30MHz											
Marker	Frequency (MHz)	Meter Reading (dBuV)	Det	L1_LISN (dB)	C1&C3 cable path loss (dB)	207996 Limiter with short cable (dB)	Corrected Reading dBuV	FCC Part 15 Class B QP Limit (dBuV)	QP Margin (dB)	FCC Part 15 Class B Avg Limit (dBuV)	Av(CISPR) Margin (dB)
2	.231	23.32	Ca	0	0	9.3	32.62	-	-	52.41	-19.79
4	.42	10.54	Ca	0	.1	9.3	19.94	-	-	47.45	-27.51
6	.9184	7.81	Ca	0	.1	9.3	17.21	-	-	46	-28.79
8	1.2638	6.07	Ca	0	.1	9.3	15.47	-	-	46	-30.53
10	4.5589	7.72	Ca	0	.1	9.3	17.12	-	-	46	-28.88
12	13.56	-.78	Ca	.1	.2	9.3	8.82	-	-	50	-41.18
1	.2288	41.27	Qp	0	0	9.3	50.57	62.49	-11.92	-	-
3	.4178	29.52	Qp	0	.1	9.3	38.92	57.49	-18.57	-	-
5	.915	21.05	Qp	0	.1	9.3	30.45	56	-25.55	-	-
7	1.2593	19.51	Qp	0	.1	9.3	28.91	56	-27.09	-	-
9	4.5578	20.59	Qp	0	.1	9.3	29.99	56	-26.01	-	-
11	13.56	5.46	Qp	.1	.2	9.3	15.06	60	-44.94	-	-

Qp - Quasi-Peak detector
Ca - CISPR average detection

UL VERIFICATION SERVICES
47173 Benicia Street, Fremont, CA 94538; USA TEL:(510) 319-4000 FAX:(510) 661-0888
This report shall not be reproduced except in full, without the written approval of UL VERIFICATION SERVICES

LINE 2 RESULTS

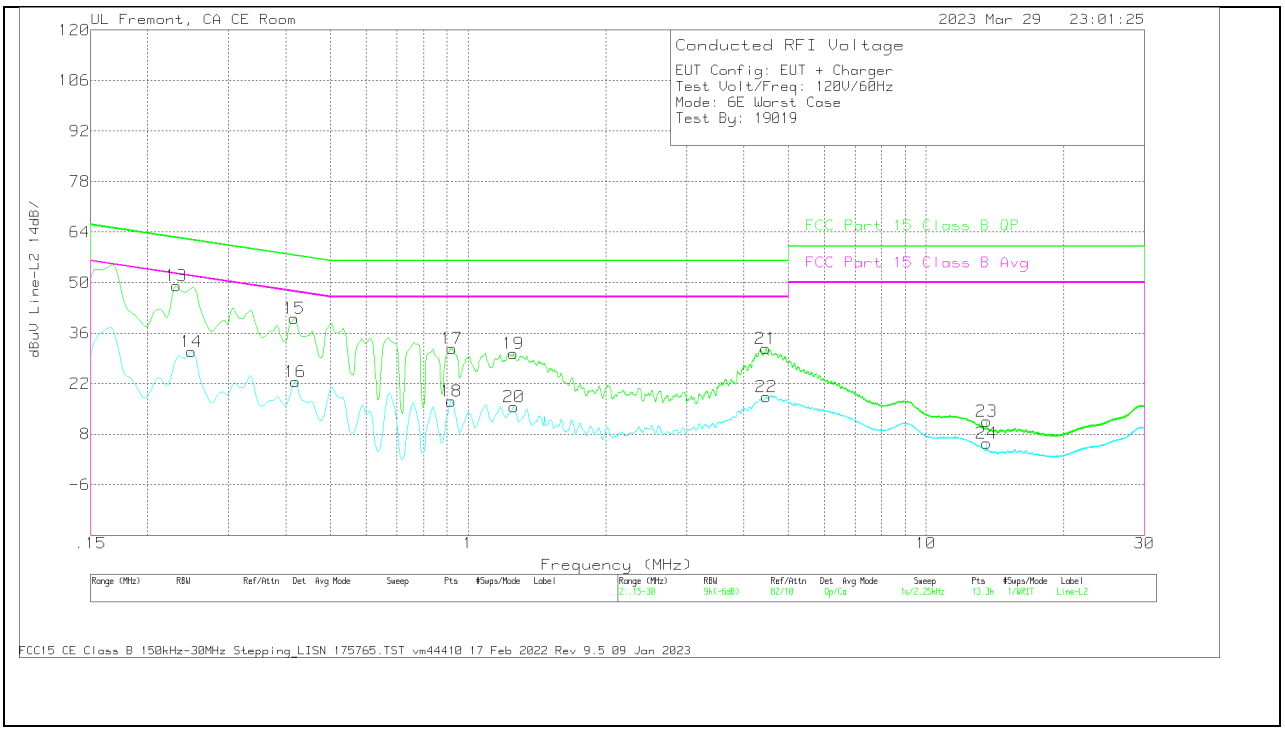

Range 2: Line-L2 .15 - 30MHz											
Marker	Frequency (MHz)	Meter Reading (dBuV)	Det	L2_LISN (dB)	C2&C3 cable path loss (dB)	207996 Limiter with short cable (dB)	Corrected Reading dBuV	FCC Part 15 Class B QP Limit (dBuV)	QP Margin (dB)	FCC Part 15 Class B Avg Limit (dBuV)	Av(CISPR) Margin (dB)
14	.249	21.55	Ca	0	0	9.3	30.85	-	-	51.79	-20.94
16	.42	13.15	Ca	0	.1	9.3	22.55	-	-	47.45	-24.9
18	.9195	7.77	Ca	0	.1	9.3	17.17	-	-	46	-28.83
20	1.2593	6.18	Ca	0	.1	9.3	15.58	-	-	46	-30.42
22	4.4745	8.93	Ca	0	.1	9.3	18.33	-	-	46	-27.67
24	13.56	-4.12	Ca	.1	.2	9.3	5.48	-	-	50	-44.52
13	.231	39.78	Qp	0	0	9.3	49.08	62.41	-13.33	-	-
15	.4178	30.7	Qp	0	.1	9.3	40.1	57.49	-17.39	-	-
17	.9218	22.27	Qp	0	.1	9.3	31.67	56	-24.33	-	-
19	1.257	20.91	Qp	0	.1	9.3	30.31	56	-25.69	-	-
21	4.47	22.41	Qp	0	.1	9.3	31.81	56	-24.19	-	-
23	13.56	2.01	Qp	.1	.2	9.3	11.61	60	-48.39	-	-

Qp - Quasi-Peak detector
Ca - CISPR average detection

UL VERIFICATION SERVICES
47173 Benicia Street, Fremont, CA 94538; USA TEL:(510) 319-4000 FAX:(510) 661-0888
This report shall not be reproduced except in full, without the written approval of UL VERIFICATION SERVICES

2.2. AC POWER LINE WITH LAPTOP

LINE 1 RESULTS

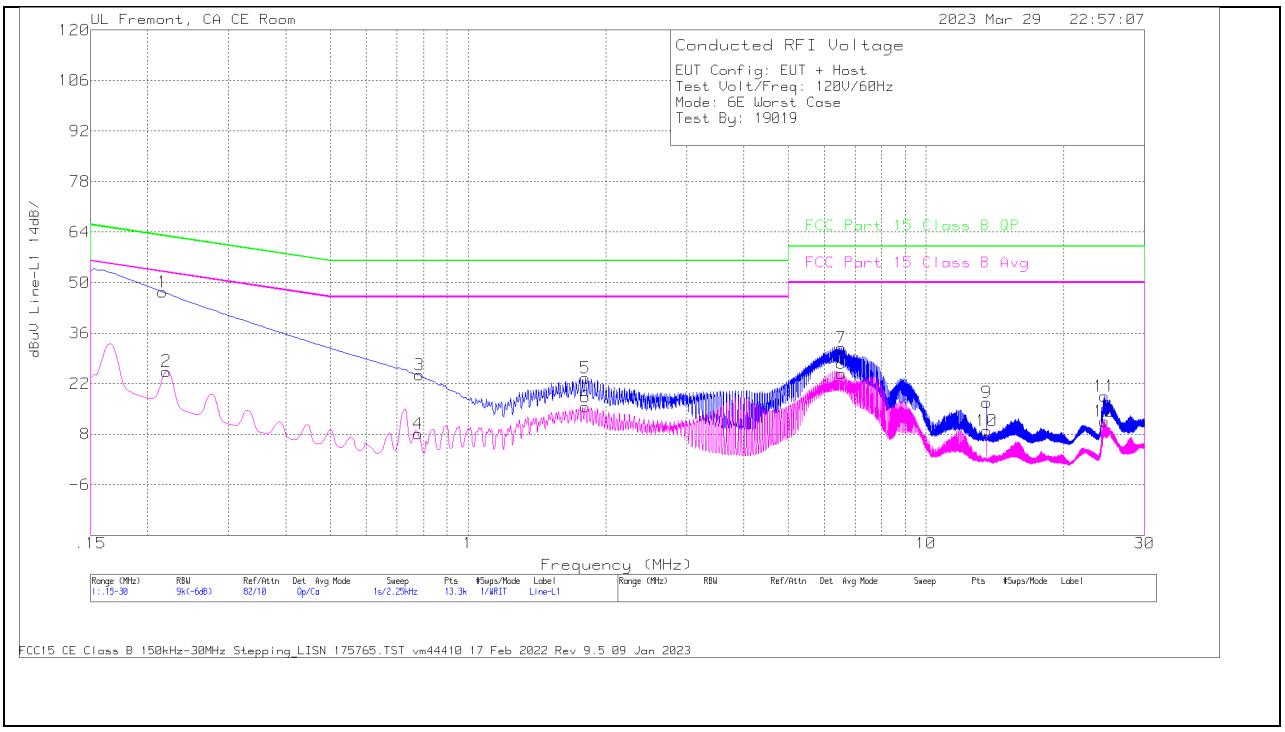

Range 1: Line-L1 .15 - 30MHz											
Marker	Frequency (MHz)	Meter Reading (dBuV)	Det	L1_LISN (dB)	C1&C3 cable path loss (dB)	207996 Limiter with short cable (dB)	Corrected Reading dBuV	FCC Part 15 Class B QP Limit (dBuV)	QP Margin (dB)	FCC Part 15 Class B Avg Limit (dBuV)	Av(CISPR) Margin (dB)
2	.2198	16.1	Ca	0	0	9.3	25.4	-	-	52.83	-27.43
4	.7778	-1.23	Ca	0	.1	9.3	8.17	-	-	46	-37.83
6	1.8038	6.13	Ca	0	.1	9.3	15.53	-	-	46	-30.47
8	6.5355	15.36	Ca	0	.1	9.3	24.76	-	-	50	-25.24
10	13.56	-.56	Ca	.1	.2	9.3	9.04	-	-	50	-40.96
12	24.5153	1.61	Ca	.2	.3	9.4	11.51	-	-	50	-38.49
1	.2153	38.14	Qp	0	0	9.3	47.44	63	-15.56	-	-
3	.7823	15.1	Qp	0	.1	9.3	24.5	56	-31.5	-	-
5	1.8038	14.25	Qp	0	.1	9.3	23.65	56	-32.35	-	-
7	6.5378	22.51	Qp	0	.1	9.3	31.91	60	-28.09	-	-
9	13.56	7.19	Qp	.1	.2	9.3	16.79	60	-43.21	-	-
11	24.5175	8.58	Qp	.2	.3	9.4	18.48	60	-41.52	-	-

Qp - Quasi-Peak detector
Ca - CISPR average detection

UL VERIFICATION SERVICES
47173 Benicia Street, Fremont, CA 94538; USA TEL:(510) 319-4000 FAX:(510) 661-0888
This report shall not be reproduced except in full, without the written approval of UL VERIFICATION SERVICES

LINE 2 RESULTS

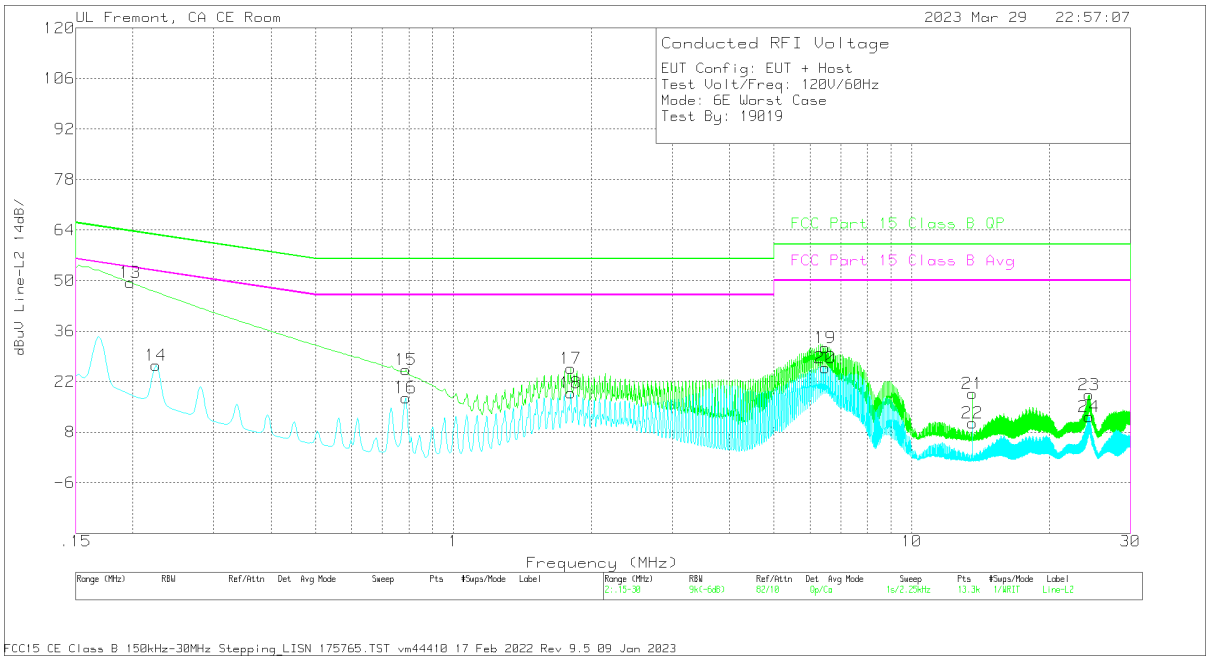

Range 2: Line-L2 .15 - 30MHz											
Marker	Frequency (MHz)	Meter Reading (dBuV)	Det	L2_LISN (dB)	C2&C3 cable path loss (dB)	207996 Limiter with short cable (dB)	Corrected Reading dBuV	FCC Part 15 Class B QP Limit (dBuV)	QP Margin (dB)	FCC Part 15 Class B Avg Limit (dBuV)	Av(CISPR) Margin (dB)
14	.2243	17.21	Ca	0	0	9.3	26.51	-	-	52.66	-26.15
16	.7868	8.18	Ca	0	.1	9.3	17.58	-	-	46	-28.42
18	1.8015	9.51	Ca	0	.1	9.3	18.91	-	-	46	-27.09
20	6.4815	16.43	Ca	0	.1	9.3	25.83	-	-	50	-24.17
22	13.56	.91	Ca	.1	.2	9.3	10.51	-	-	50	-39.49
24	24.3488	2.44	Ca	.2	.3	9.4	12.34	-	-	50	-37.66
13	.1973	40.09	Qp	0	0	9.4	49.49	63.73	-14.24	-	-
15	.789	15.87	Qp	0	.1	9.3	25.27	56	-30.73	-	-
17	1.8038	16.27	Qp	0	.1	9.3	25.67	56	-30.33	-	-
19	6.4815	22.04	Qp	0	.1	9.3	31.44	60	-28.56	-	-
21	13.56	9.19	Qp	.1	.2	9.3	18.79	60	-41.21	-	-
23	24.351	8.46	Qp	.2	.3	9.4	18.36	60	-41.64	-	-

Qp - Quasi-Peak detector
Ca - CISPR average detection

UL VERIFICATION SERVICES
47173 Benicia Street, Fremont, CA 94538; USA TEL:(510) 319-4000 FAX:(510) 661-0888
This report shall not be reproduced except in full, without the written approval of UL VERIFICATION SERVICES

3. SETUP PHOTOS

Please refer to 14523744-EP1V1 for Setup_Photos.

END OF TEST REPORT

UL VERIFICATION SERVICES
47173 Benicia Street, Fremont, CA 94538; USA TEL:(510) 319-4000 FAX:(510) 661-0888
This report shall not be reproduced except in full, without the written approval of UL VERIFICATION SERVICES