ANT 3 SPURIOUS EMISSIONS, NON-HOPPING

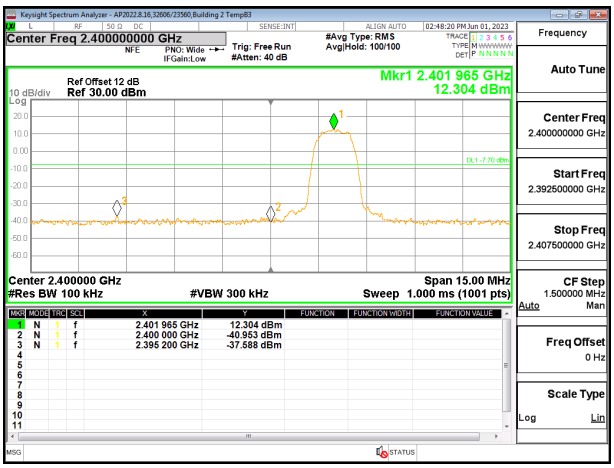

LOW CHANNEL BANDEDGE

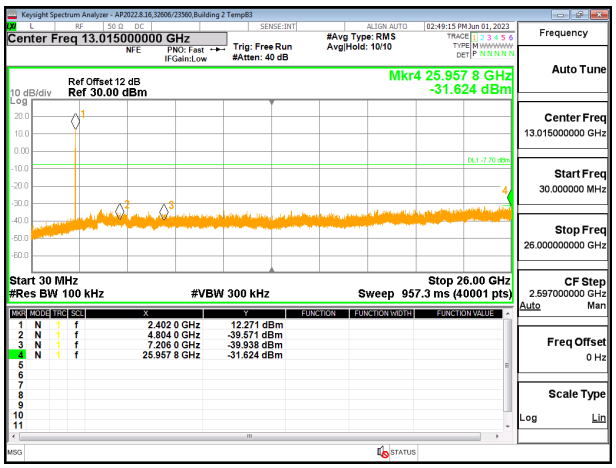

LOW CHANNEL OUT-OF-BAND

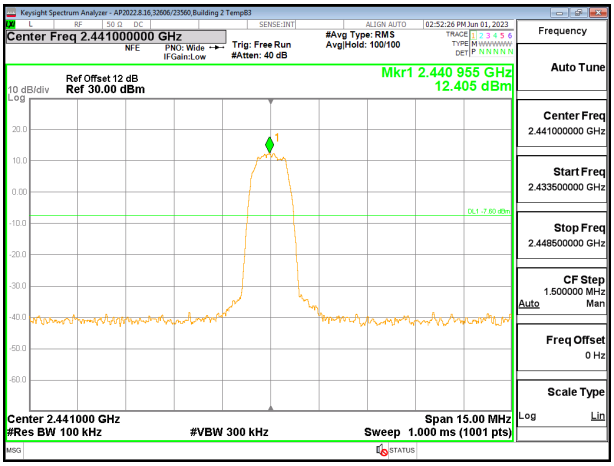

MID CHANNEL REFERENCE LEVEL

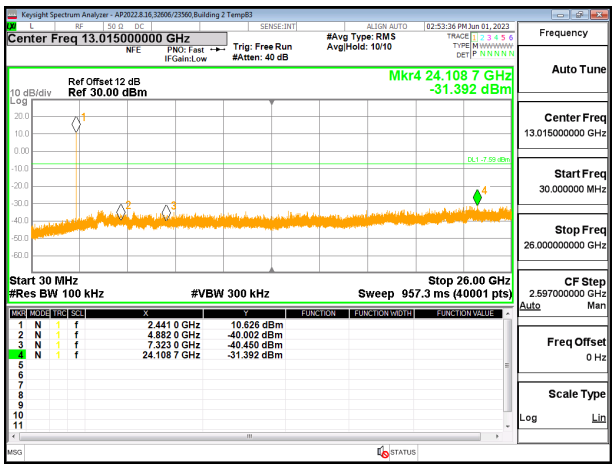

MID CHANNEL OUT-OF-BAND

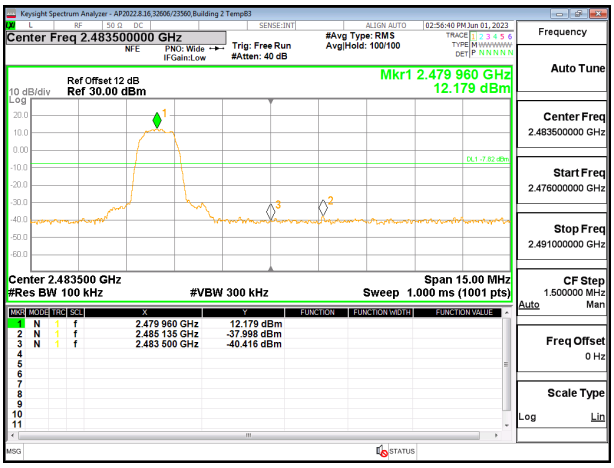

HIGH CHANNEL BANDEDGE

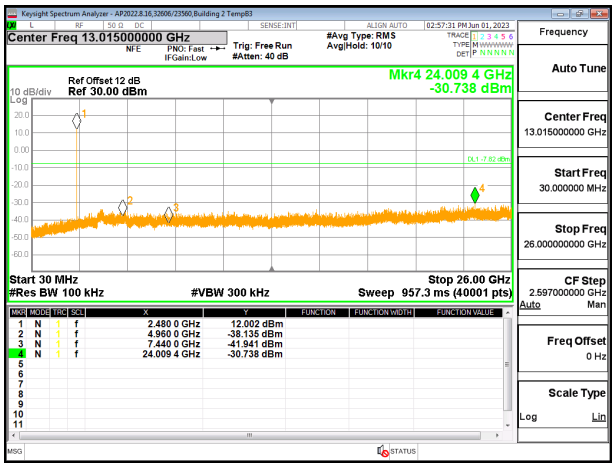

HIGH CHANNEL OUT-OF-BAND

UL VERIFICATION SERVICES INC.
47173 Benicia Street, Fremont, CA 94538; USA. TEL:(510) 319-4000 FAX:(510) 661-0888

This report shall not be reproduced except in full, without the written approval of UL Verification Services Inc.

ANT 3 SPURIOUS BANDEDGE EMISSIONS WITH HOPPING ON

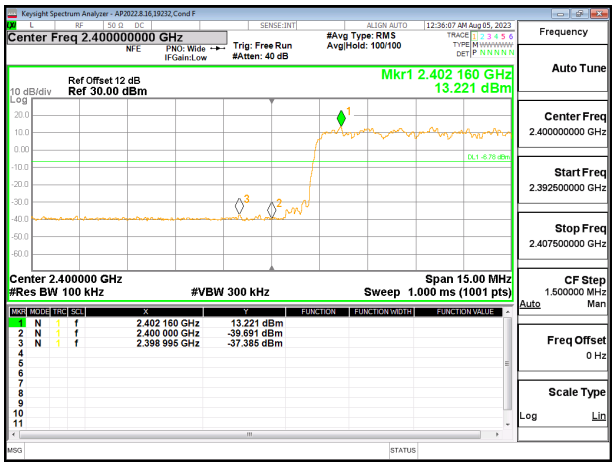

LOW BANDEDGE

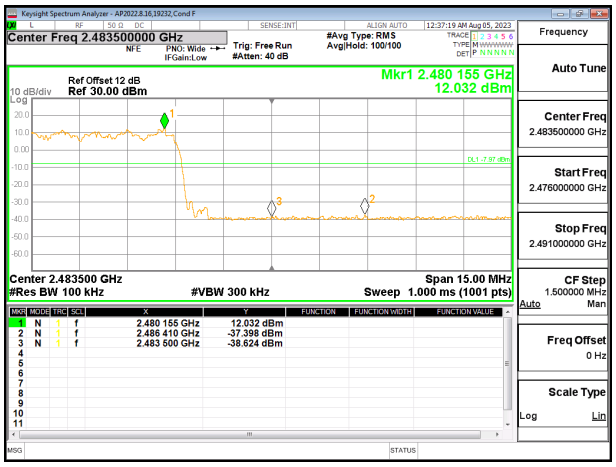

HIGH BANDEDGE

UL VERIFICATION SERVICES INC.
47173 Benicia Street, Fremont, CA 94538; USA. TEL:(510) 319-4000 FAX:(510) 661-0888
This report shall not be reproduced except in full, without the written approval of UL Verification Services Inc.

9.8.5. LOW POWER BASIC DATA RATE GFSK MODULATION

ANT 4 SPURIOUS EMISSIONS, NON-HOPPING

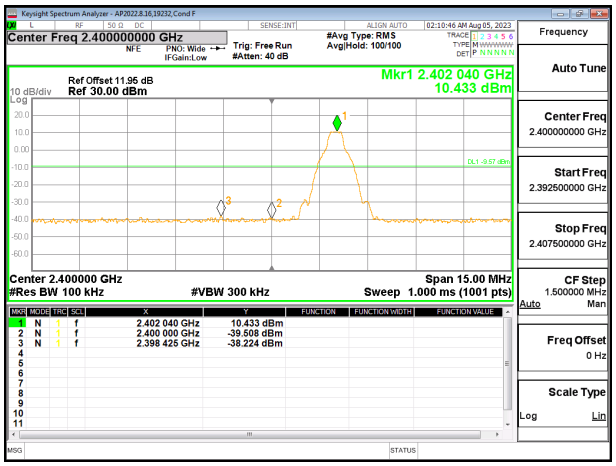

LOW CHANNEL BANDEDGE

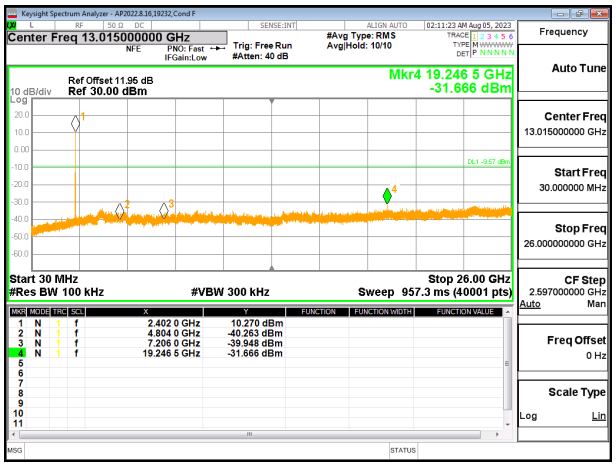

LOW CHANNEL OUT-OF-BAND

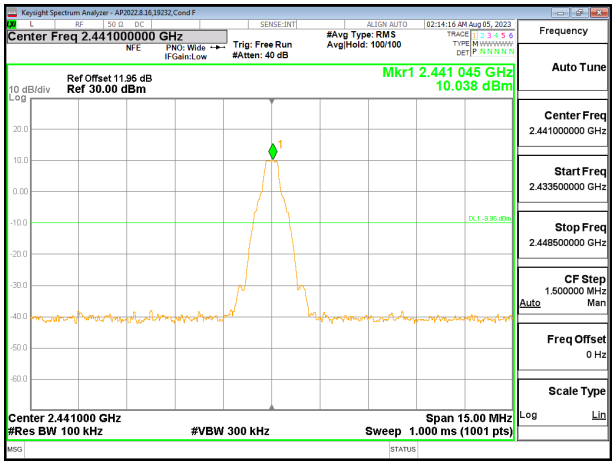

MID CHANNEL REFERENCE LEVEL

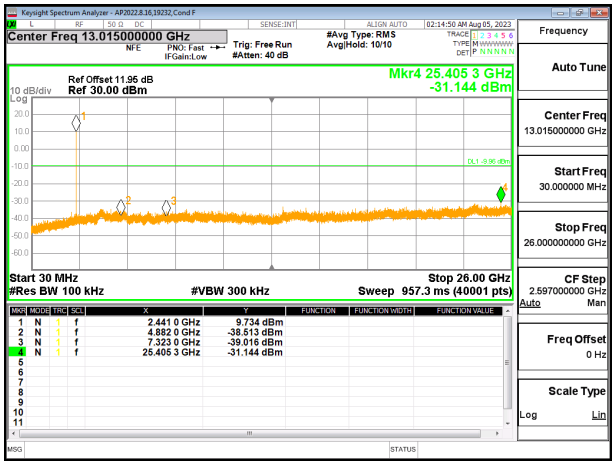

MID CHANNEL OUT-OF-BAND

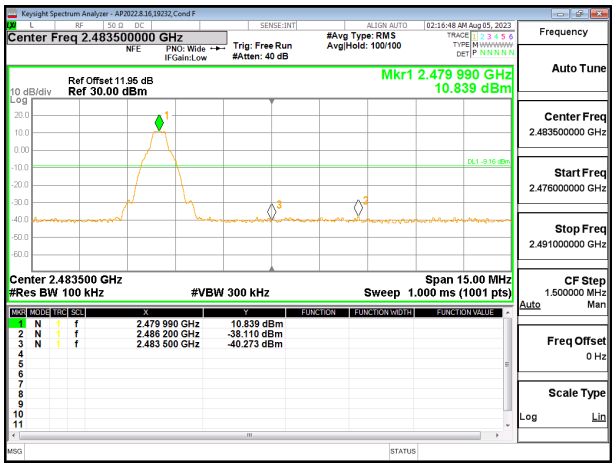

HIGH CHANNEL BANDEDGE

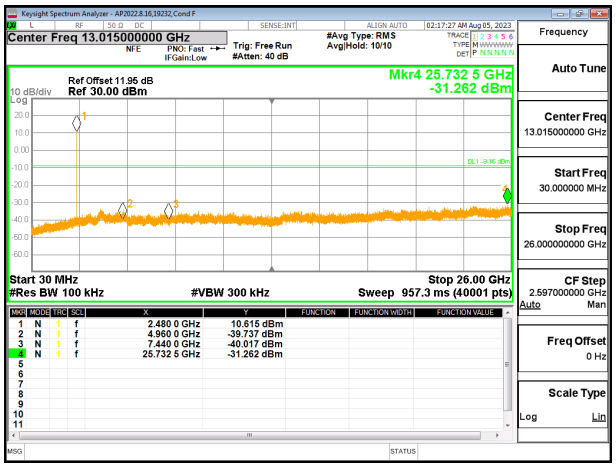

HIGH CHANNEL OUT-OF-BAND

UL VERIFICATION SERVICES INC.
47173 Benicia Street, Fremont, CA 94538; USA. TEL:(510) 319-4000 FAX:(510) 661-0888

This report shall not be reproduced except in full, without the written approval of UL Verification Services Inc.

ANT 4 SPURIOUS BANDEDGE EMISSIONS WITH HOPPING ON

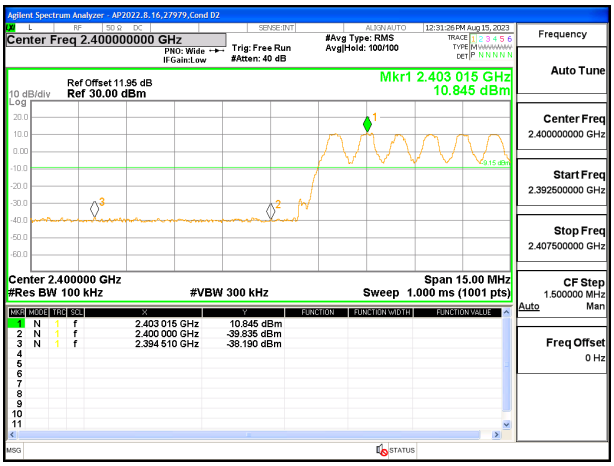

LOW BANDEDGE

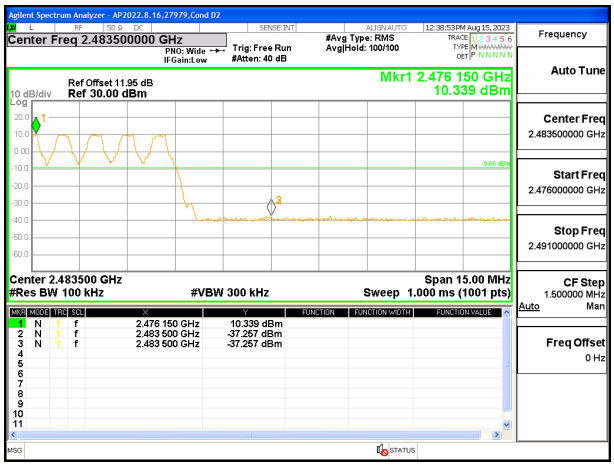

HIGH BANDEDGE

UL VERIFICATION SERVICES INC.
47173 Benicia Street, Fremont, CA 94538; USA. TEL:(510) 319-4000 FAX:(510) 661-0888

This report shall not be reproduced except in full, without the written approval of UL Verification Services Inc.

ANT 3 SPURIOUS EMISSIONS, NON-HOPPING

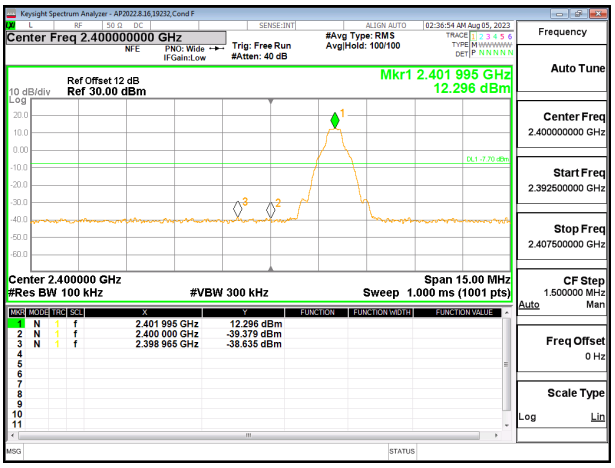

LOW CHANNEL BANDEDGE

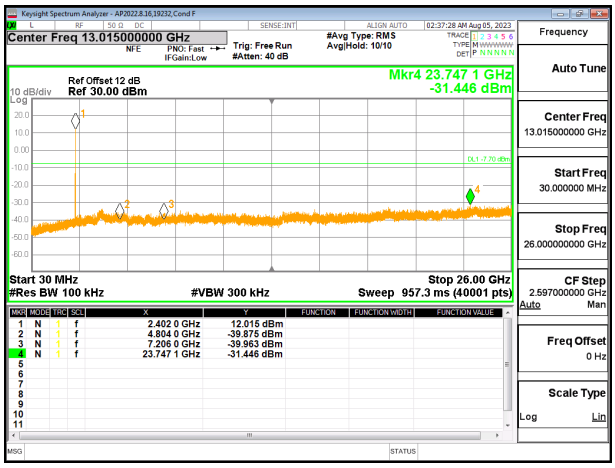

LOW CHANNEL OUT-OF-BAND

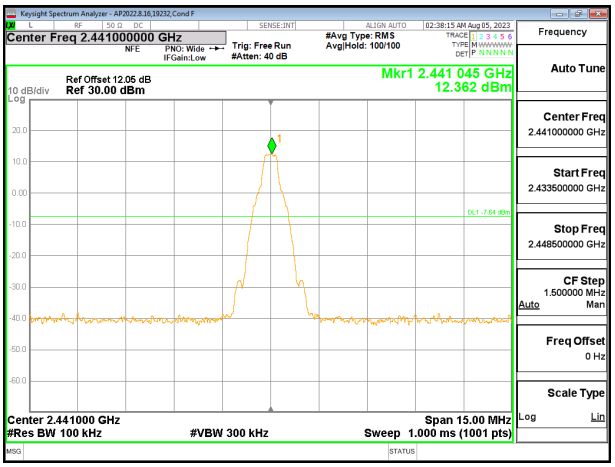

MID CHANNEL REFERENCE LEVEL

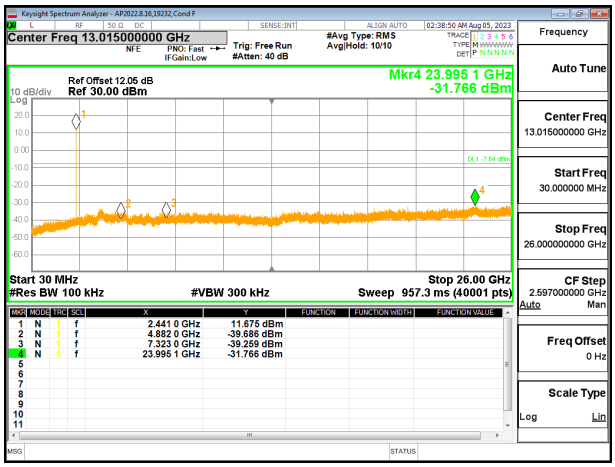

MID CHANNEL OUT-OF-BAND

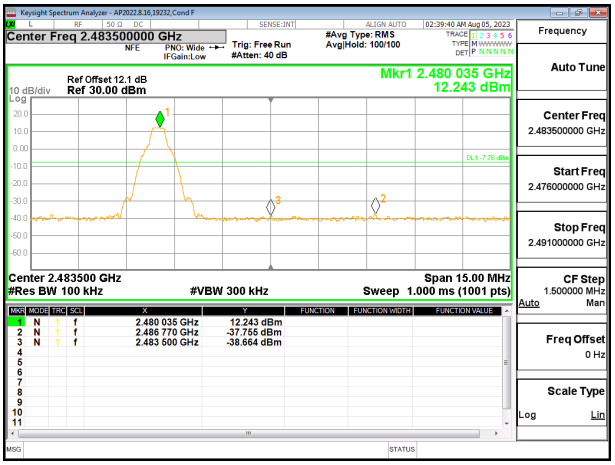

HIGH CHANNEL BANDEDGE

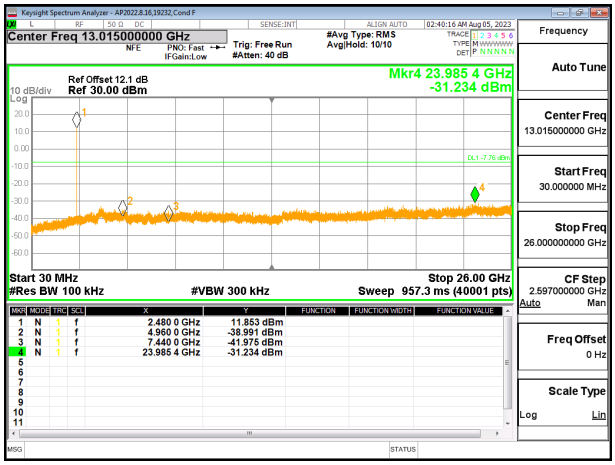

HIGH CHANNEL OUT-OF-BAND

UL VERIFICATION SERVICES INC.
47173 Benicia Street, Fremont, CA 94538; USA. TEL:(510) 319-4000 FAX:(510) 661-0888
This report shall not be reproduced except in full, without the written approval of UL Verification Services Inc.

ANT 3 SPURIOUS BANDEDGE EMISSIONS WITH HOPPING ON

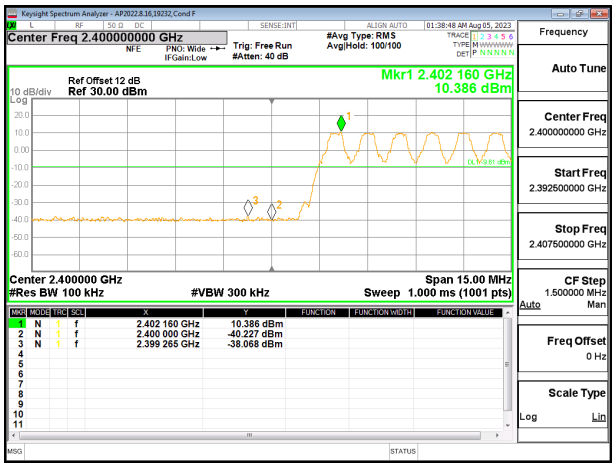

LOW BANDEDGE

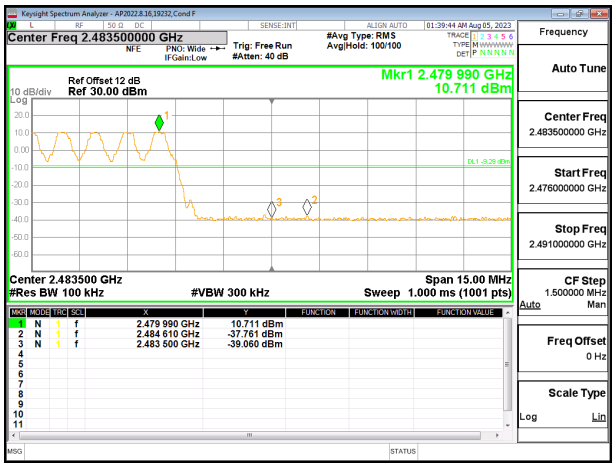

HIGH BANDEDGE

UL VERIFICATION SERVICES INC.
47173 Benicia Street, Fremont, CA 94538; USA. TEL:(510) 319-4000 FAX:(510) 661-0888

This report shall not be reproduced except in full, without the written approval of UL Verification Services Inc.

9.8.6. LOW POWER BASIC DATA RATE TXBF GFSK MODULATION

ANT 4 SPURIOUS EMISSIONS, NON-HOPPING

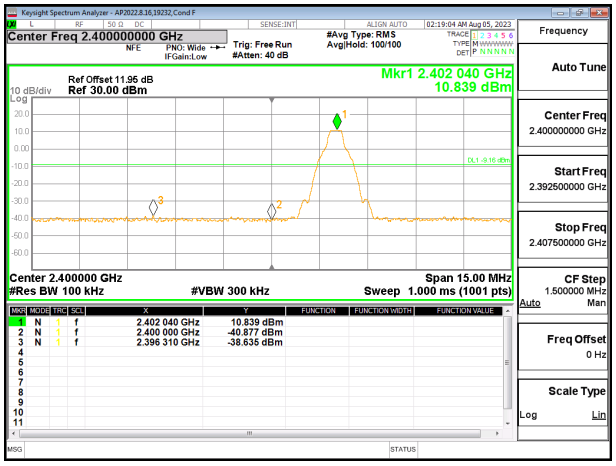

LOW CHANNEL BANDEDGE

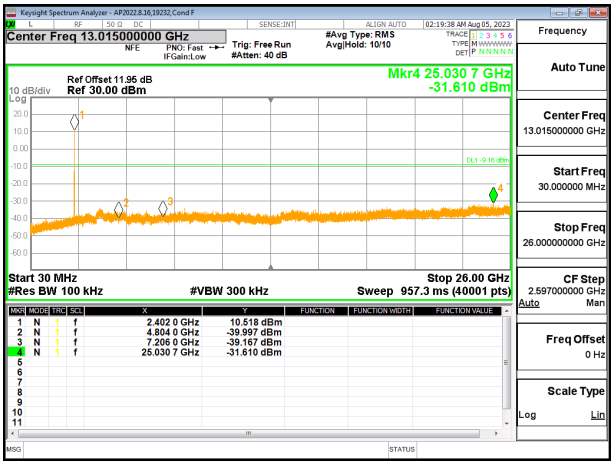

LOW CHANNEL OUT-OF-BAND

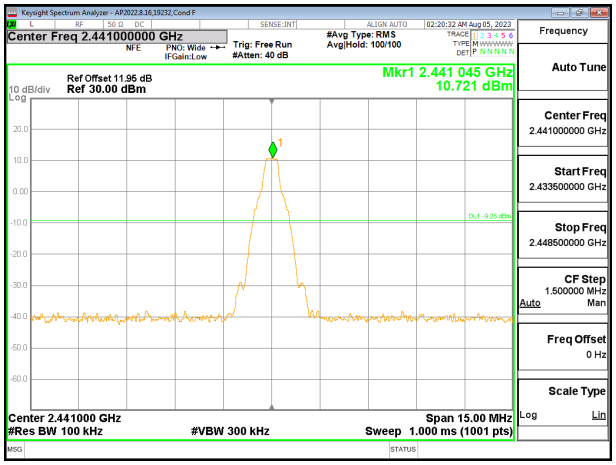

MID CHANNEL REFERENCE LEVEL

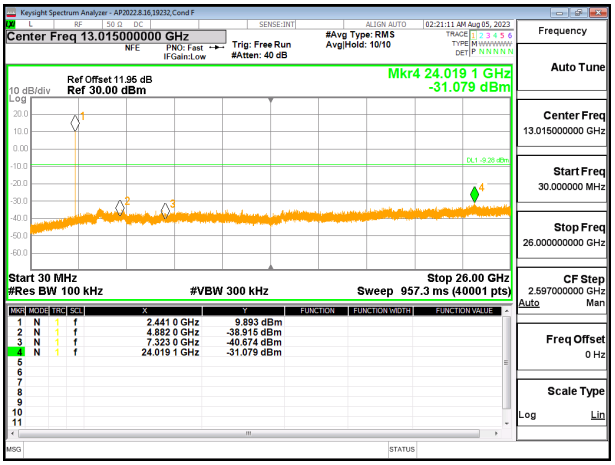

MID CHANNEL OUT-OF-BAND

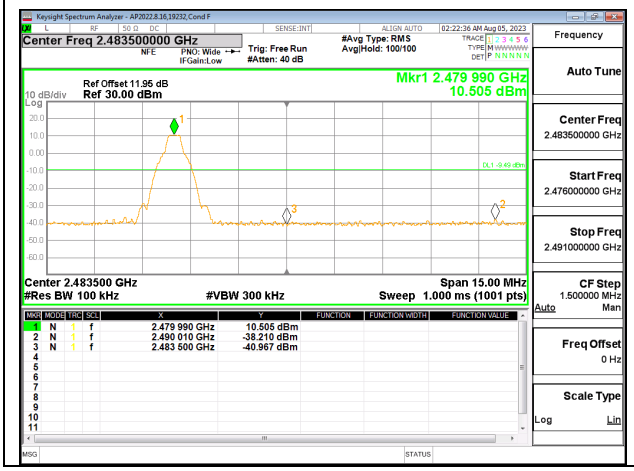

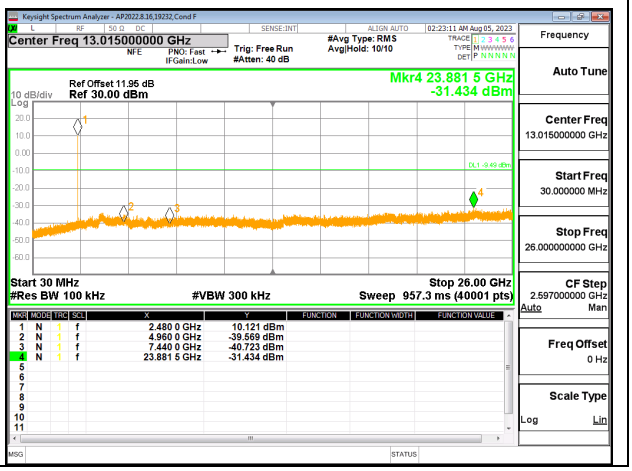

UL VERIFICATION SERVICES INC.
47173 Benicia Street, Fremont, CA 94538; USA. TEL:(510) 319-4000 FAX:(510) 661-0888

This report shall not be reproduced except in full, without the written approval of UL Verification Services Inc.

HIGH CHANNEL BANDEDGE	HIGH CHANNEL OUT-OF-BAND

ANT 4 SPURIOUS BANDEDGE EMISSIONS WITH HOPPING ON

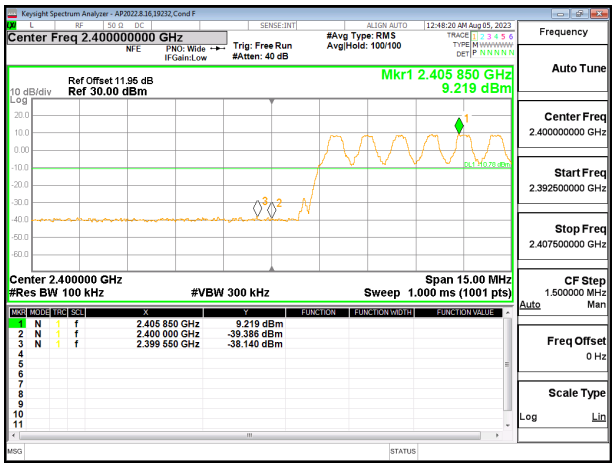

LOW BANDEDGE

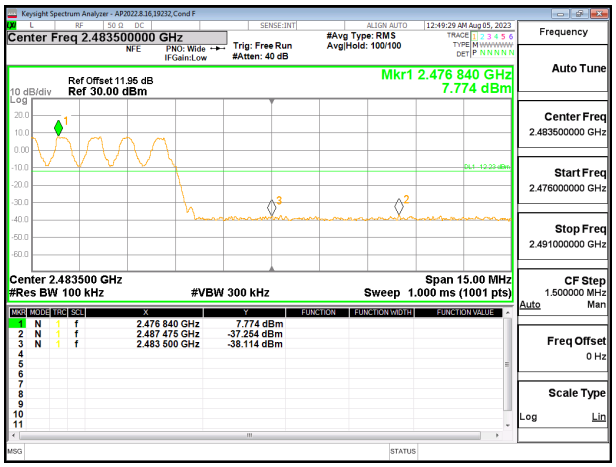

HIGH BANDEDGE

UL VERIFICATION SERVICES INC.
47173 Benicia Street, Fremont, CA 94538; USA. TEL:(510) 319-4000 FAX:(510) 661-0888
This report shall not be reproduced except in full, without the written approval of UL Verification Services Inc.

ANT 3 SPURIOUS EMISSIONS, NON-HOPPING

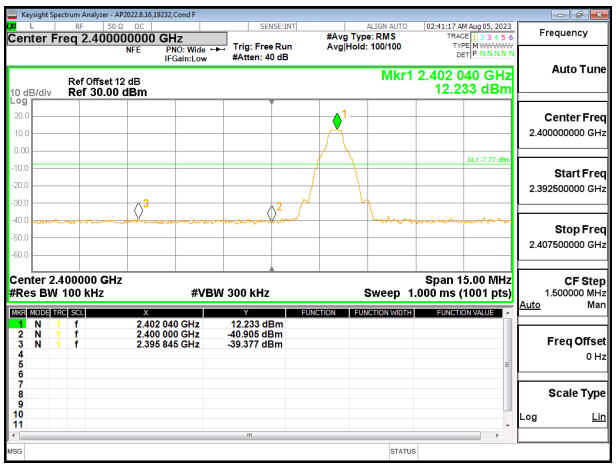

LOW CHANNEL BANDEDGE

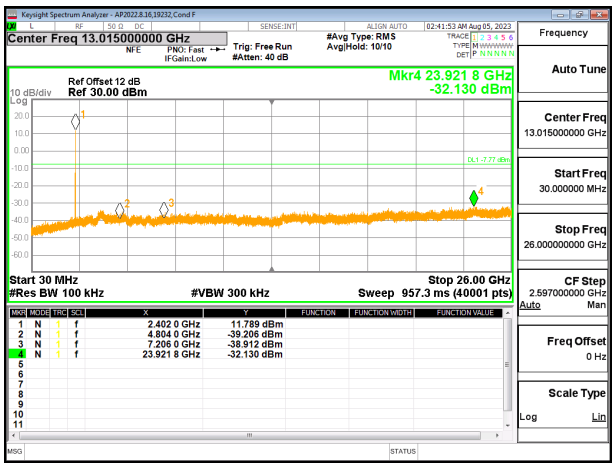

LOW CHANNEL OUT-OF-BAND

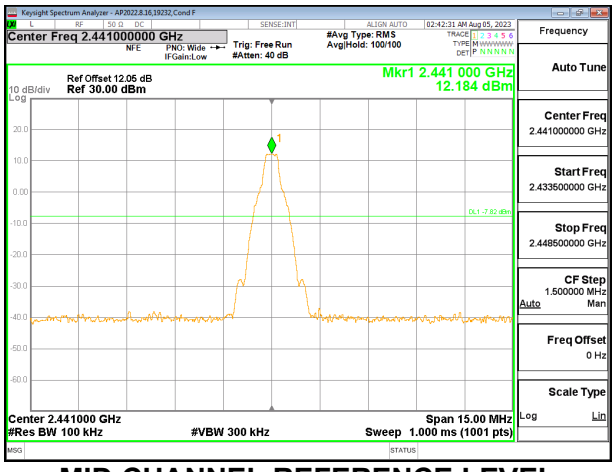

MID CHANNEL REFERENCE LEVEL

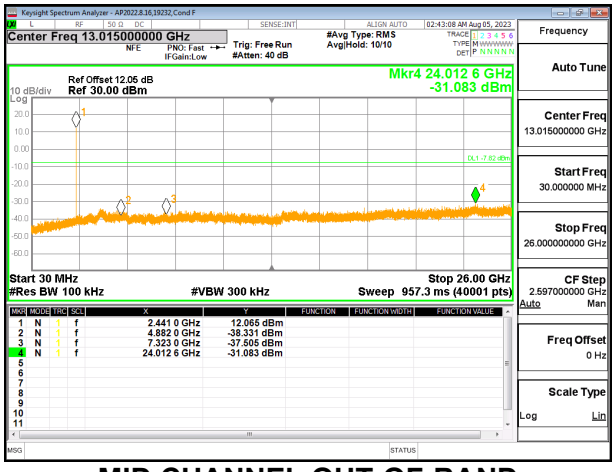

MID CHANNEL OUT-OF-BAND

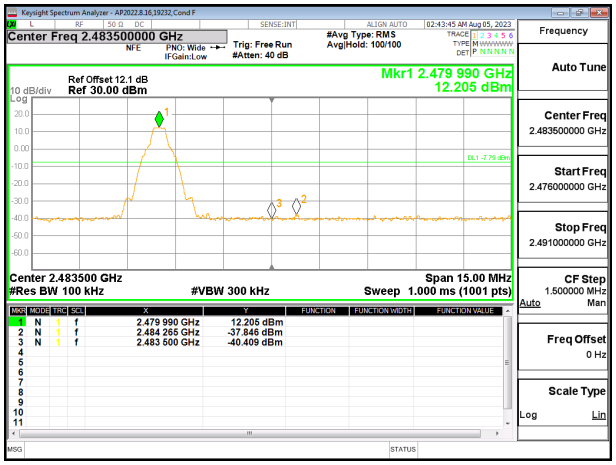

HIGH CHANNEL BANDEDGE

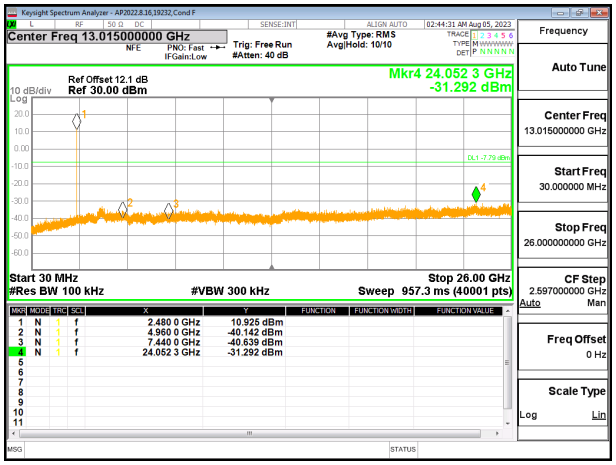

HIGH CHANNEL OUT-OF-BAND

UL VERIFICATION SERVICES INC.
47173 Benicia Street, Fremont, CA 94538; USA. TEL:(510) 319-4000 FAX:(510) 661-0888
This report shall not be reproduced except in full, without the written approval of UL Verification Services Inc.

ANT 3 SPURIOUS BANDEDGE EMISSIONS WITH HOPPING ON

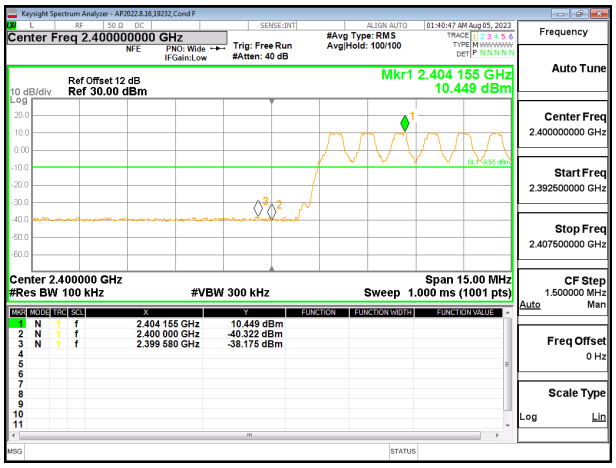

LOW BANDEDGE

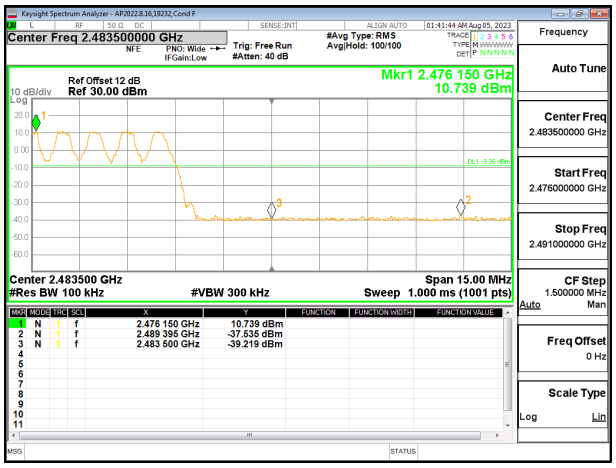

HIGH BANDEDGE

UL VERIFICATION SERVICES INC.
47173 Benicia Street, Fremont, CA 94538; USA. TEL:(510) 319-4000 FAX:(510) 661-0888
This report shall not be reproduced except in full, without the written approval of UL Verification Services Inc.

9.8.7. LOW POWER ENHANCED DATA RATE 8PSK MODULATION

ANT 4 SPURIOUS EMISSIONS, NON-HOPPING

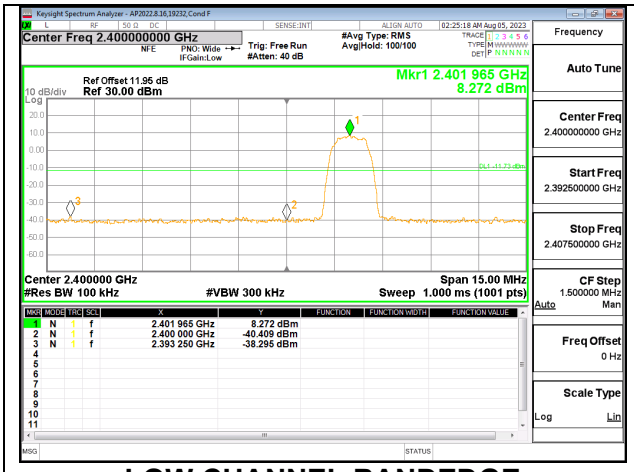

LOW CHANNEL BANDEDGE

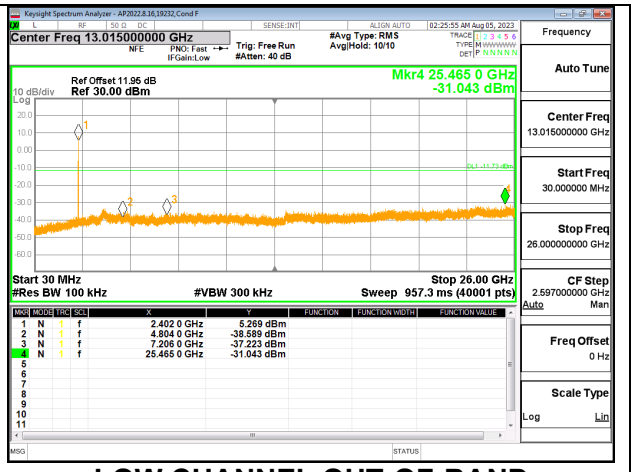

LOW CHANNEL OUT-OF-BAND

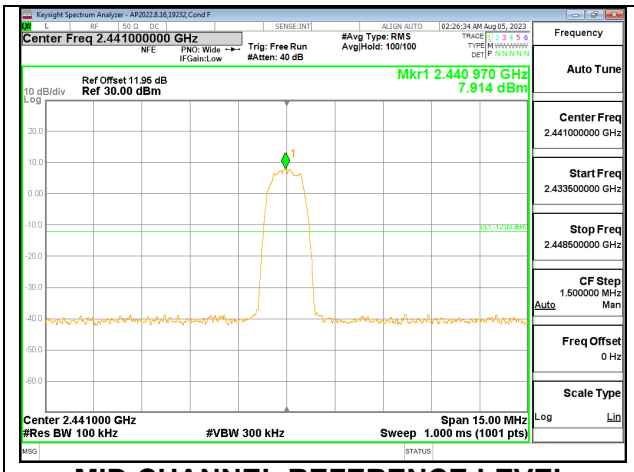

MID CHANNEL REFERENCE LEVEL

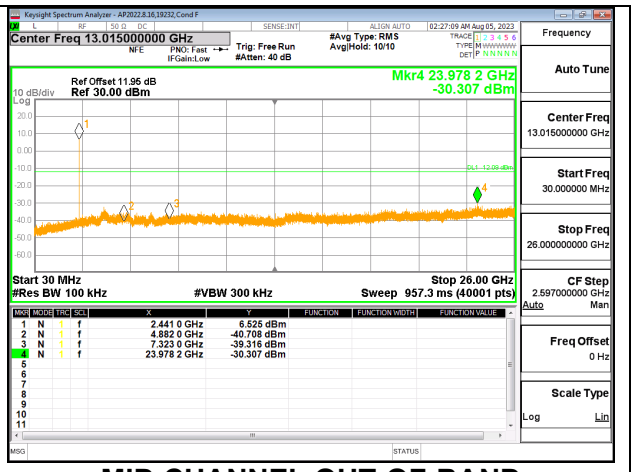

MID CHANNEL OUT-OF-BAND

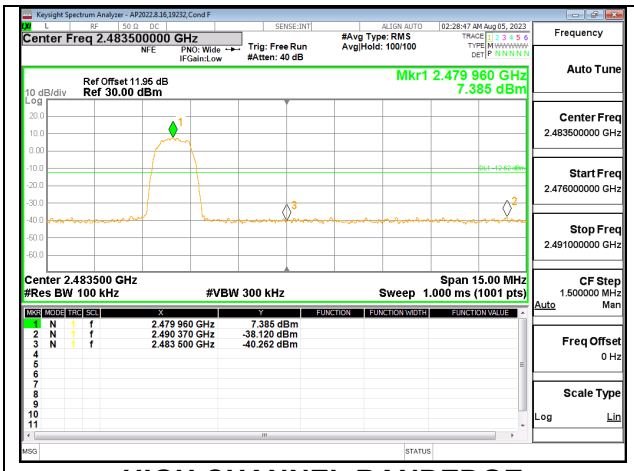

HIGH CHANNEL BANDEDGE

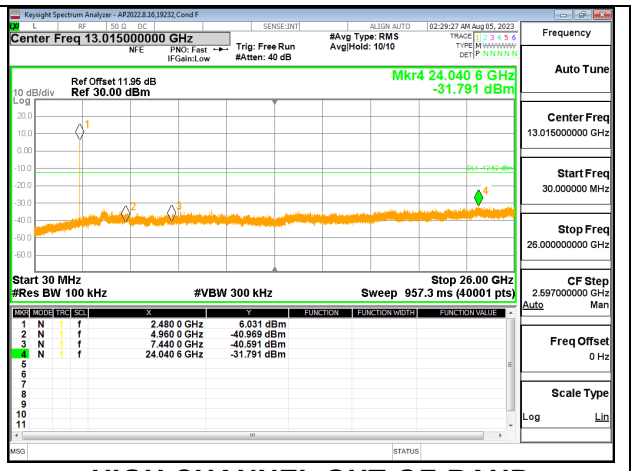

HIGH CHANNEL OUT-OF-BAND

UL VERIFICATION SERVICES INC.
47173 Benicia Street, Fremont, CA 94538; USA. TEL:(510) 319-4000 FAX:(510) 661-0888

This report shall not be reproduced except in full, without the written approval of UL Verification Services Inc.

ANT 4 SPURIOUS BANDEDGE EMISSIONS WITH HOPPING ON

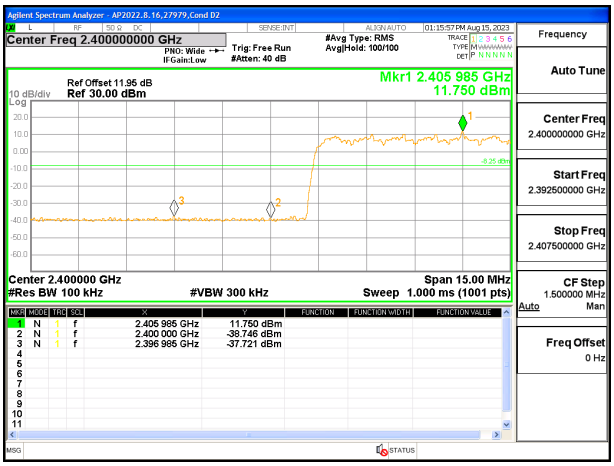

LOW BANDEDGE

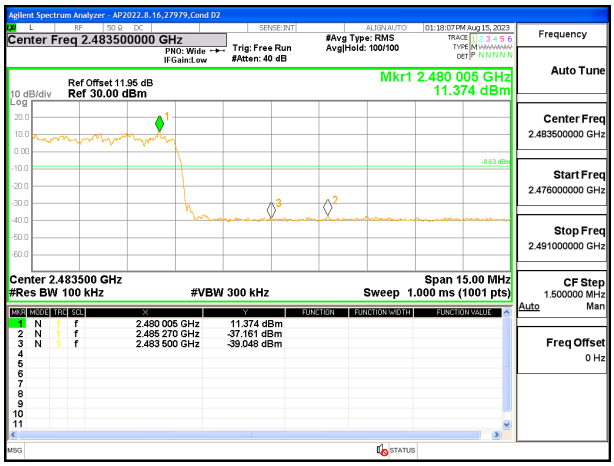

HIGH BANDEDGE

UL VERIFICATION SERVICES INC.
47173 Benicia Street, Fremont, CA 94538; USA. TEL:(510) 319-4000 FAX:(510) 661-0888
This report shall not be reproduced except in full, without the written approval of UL Verification Services Inc.

ANT 3 SPURIOUS EMISSIONS, NON-HOPPING

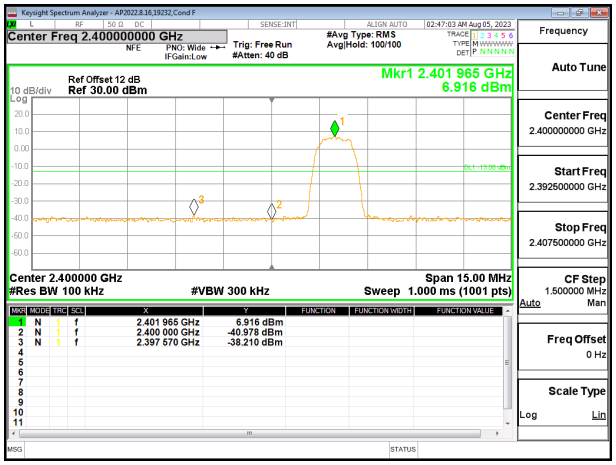

LOW CHANNEL BANDEDGE

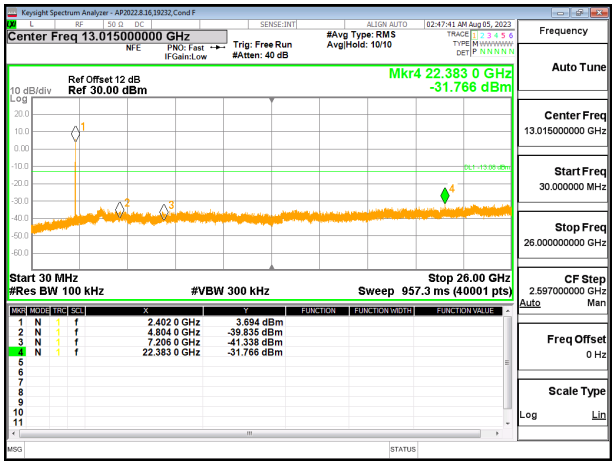

LOW CHANNEL OUT-OF-BAND

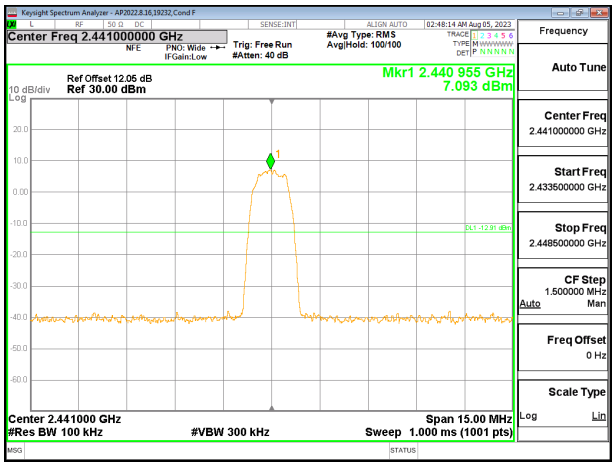

MID CHANNEL REFERENCE LEVEL

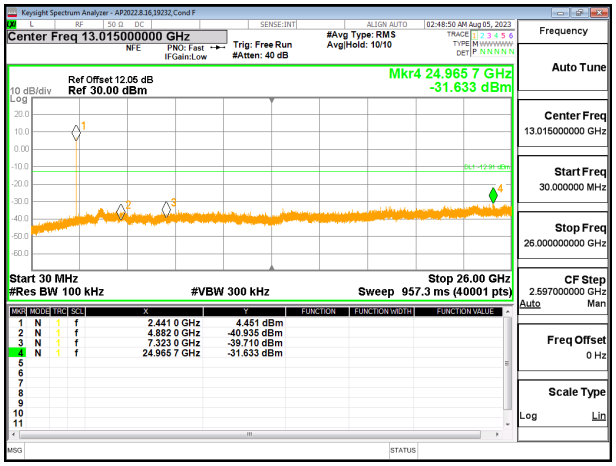

MID CHANNEL OUT-OF-BAND

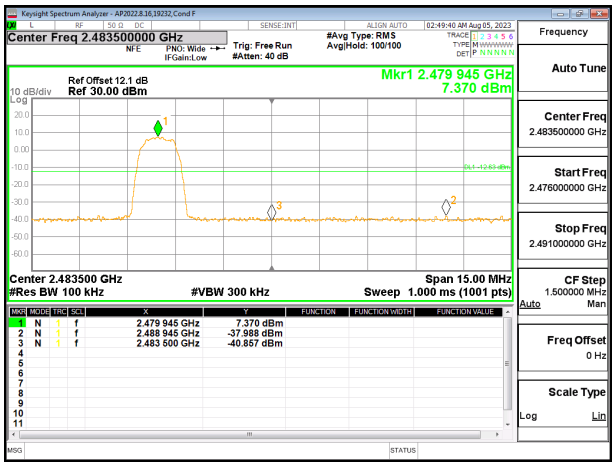

HIGH CHANNEL BANDEDGE

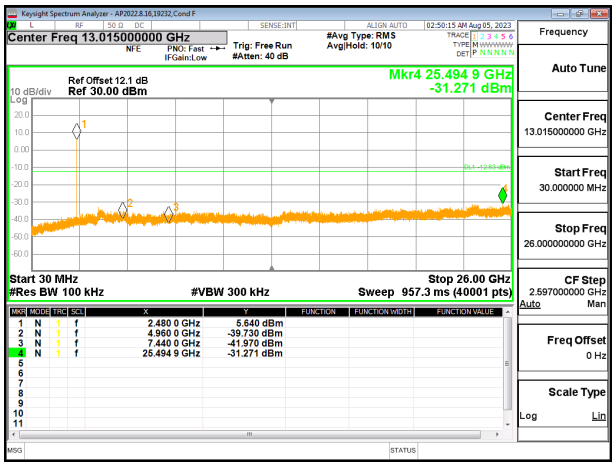

HIGH CHANNEL OUT-OF-BAND

UL VERIFICATION SERVICES INC.
47173 Benicia Street, Fremont, CA 94538; USA. TEL:(510) 319-4000 FAX:(510) 661-0888
This report shall not be reproduced except in full, without the written approval of UL Verification Services Inc.

ANT 3 SPURIOUS BANDEDGE EMISSIONS WITH HOPPING ON

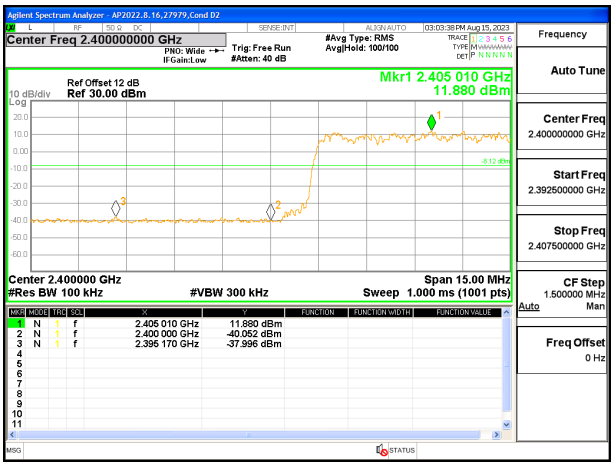

LOW BANDEDGE

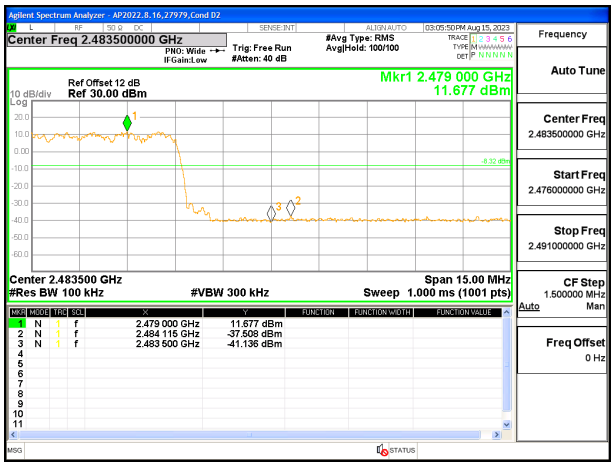

HIGH BANDEDGE

UL VERIFICATION SERVICES INC.
47173 Benicia Street, Fremont, CA 94538; USA. TEL:(510) 319-4000 FAX:(510) 661-0888

This report shall not be reproduced except in full, without the written approval of UL Verification Services Inc.

9.8.8. LOW POWER BASIC DATA RATE TXBF 8PSK MODULATION

ANT 4 SPURIOUS EMISSIONS, NON-HOPPING

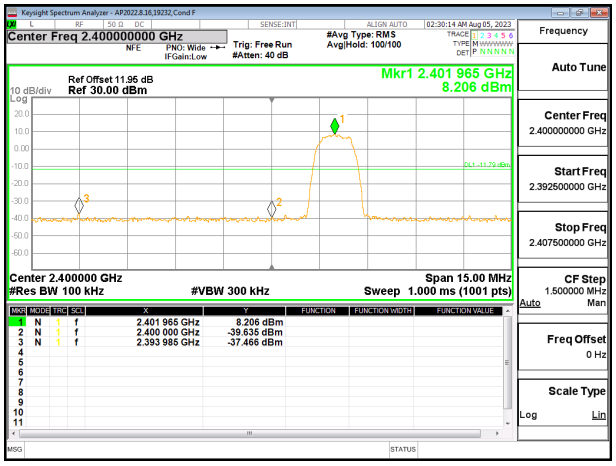

LOW CHANNEL BANDEDGE

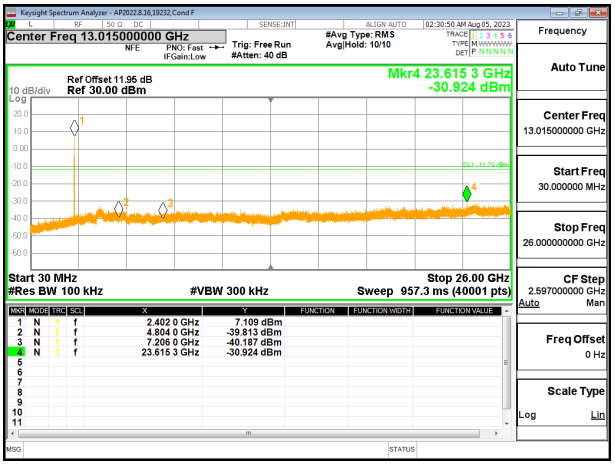

LOW CHANNEL OUT-OF-BAND

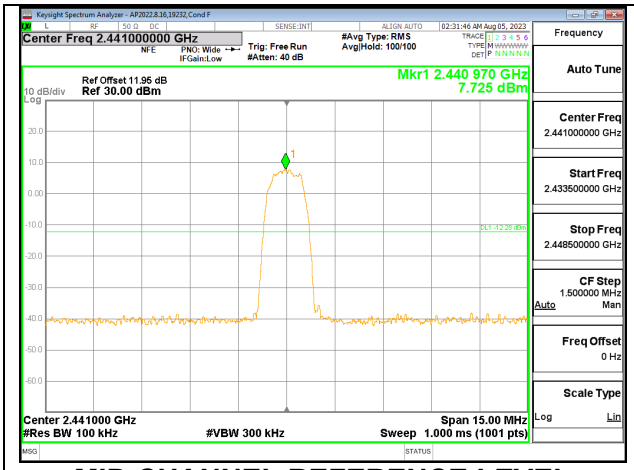

MID CHANNEL REFERENCE LEVEL

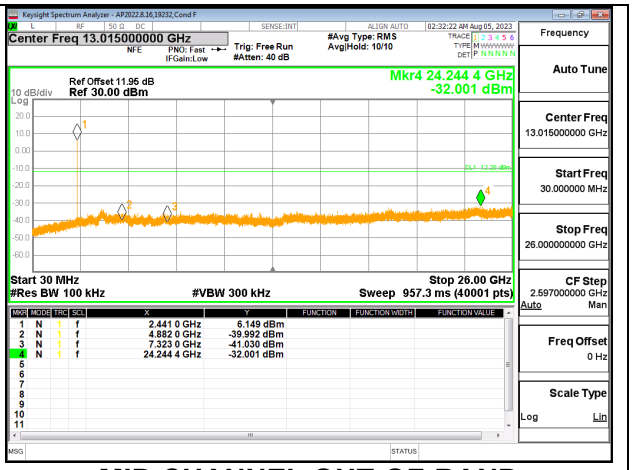

MID CHANNEL OUT-OF-BAND

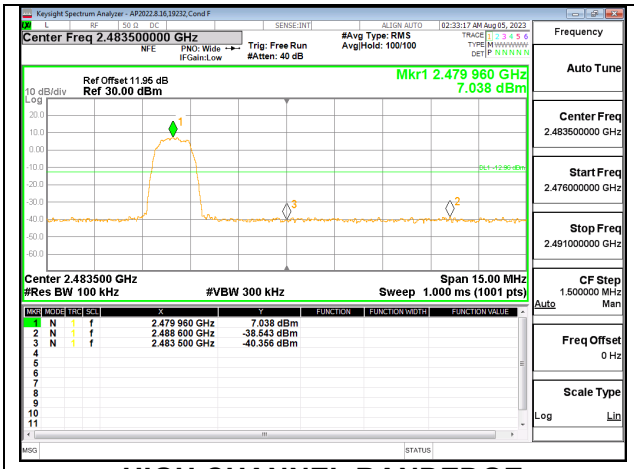

HIGH CHANNEL BANDEDGE

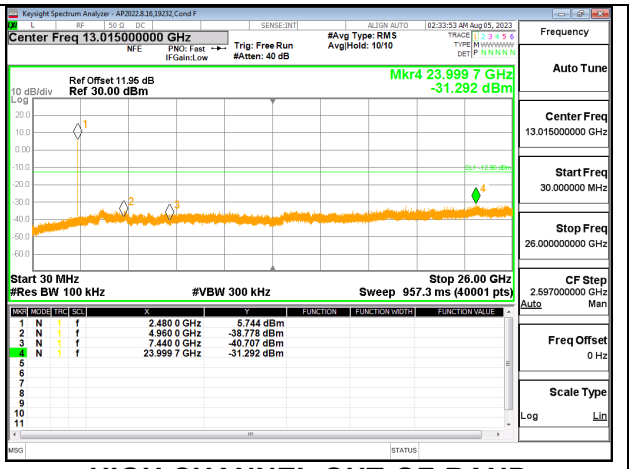

HIGH CHANNEL OUT-OF-BAND

UL VERIFICATION SERVICES INC.
47173 Benicia Street, Fremont, CA 94538; USA. TEL:(510) 319-4000 FAX:(510) 661-0888

This report shall not be reproduced except in full, without the written approval of UL Verification Services Inc.

ANT 4 SPURIOUS BANDEDGE EMISSIONS WITH HOPPING ON

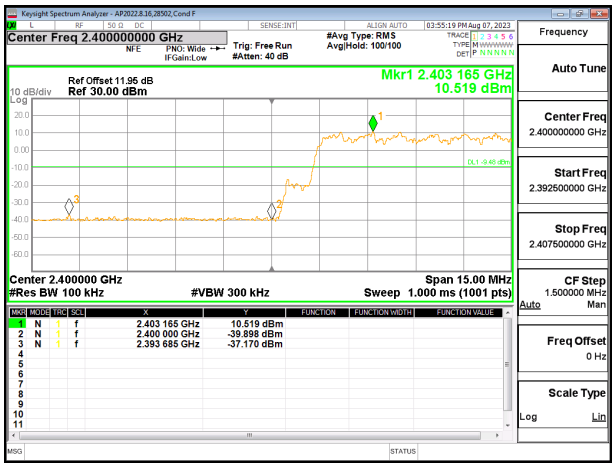

LOW BANDEDGE

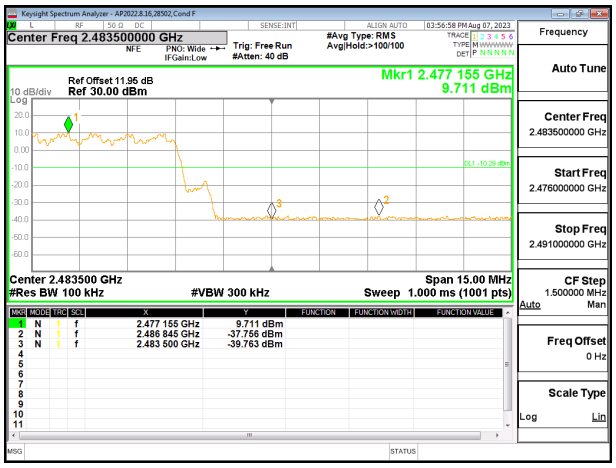

HIGH BANDEDGE

UL VERIFICATION SERVICES INC.
47173 Benicia Street, Fremont, CA 94538; USA. TEL:(510) 319-4000 FAX:(510) 661-0888
This report shall not be reproduced except in full, without the written approval of UL Verification Services Inc.

ANT 3 SPURIOUS EMISSIONS, NON-HOPPING

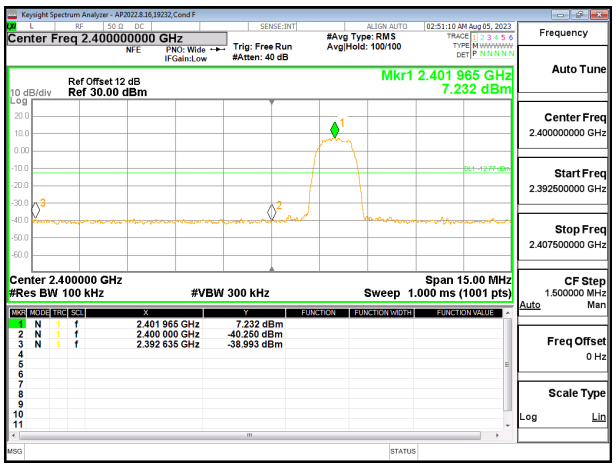

LOW CHANNEL BANDEDGE

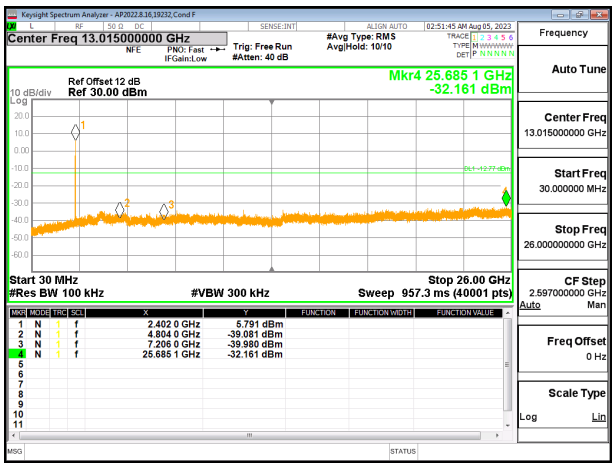

LOW CHANNEL OUT-OF-BAND

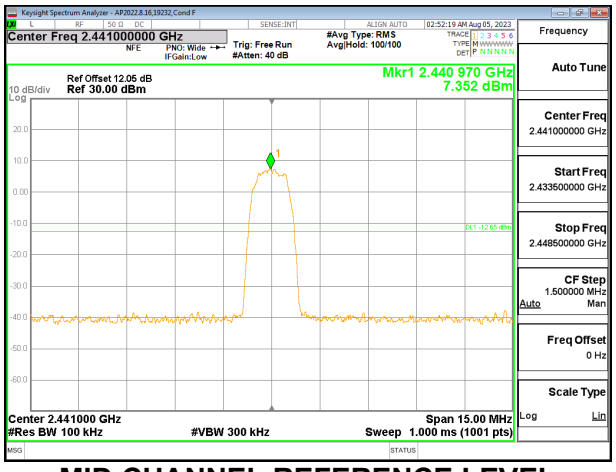

MID CHANNEL REFERENCE LEVEL

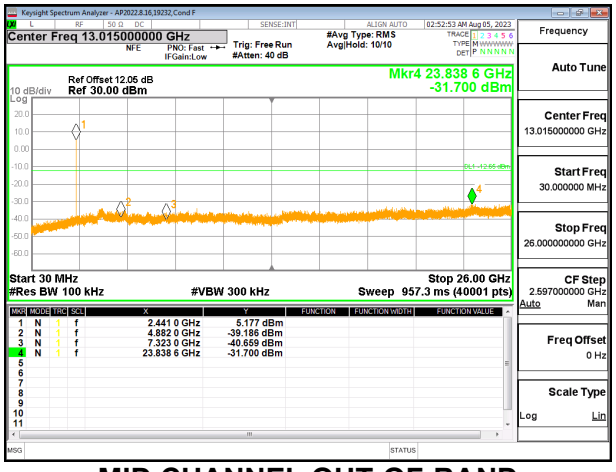

MID CHANNEL OUT-OF-BAND

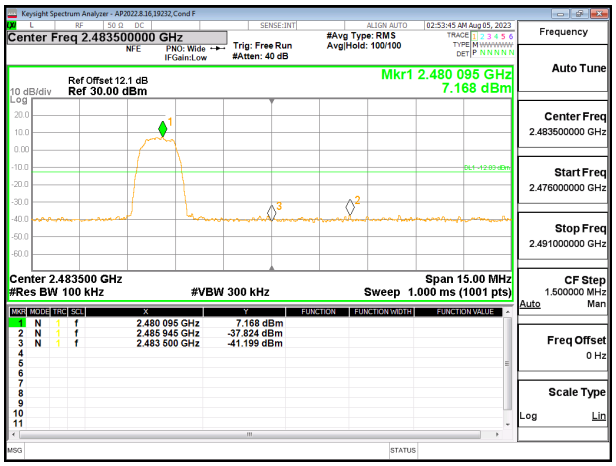

HIGH CHANNEL BANDEDGE

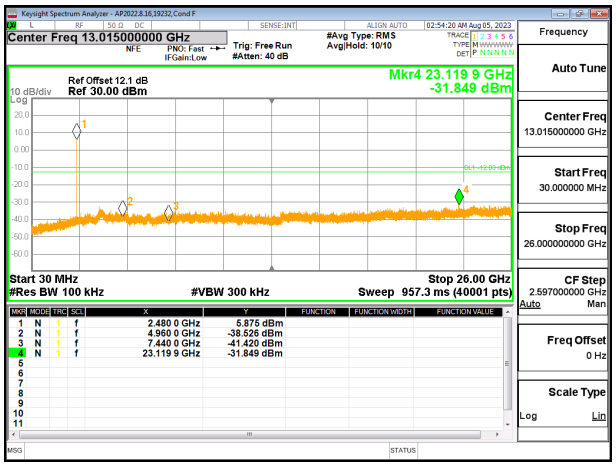

HIGH CHANNEL OUT-OF-BAND

UL VERIFICATION SERVICES INC.
47173 Benicia Street, Fremont, CA 94538; USA. TEL:(510) 319-4000 FAX:(510) 661-0888

This report shall not be reproduced except in full, without the written approval of UL Verification Services Inc.

ANT 3 SPURIOUS BANDEDGE EMISSIONS WITH HOPPING ON

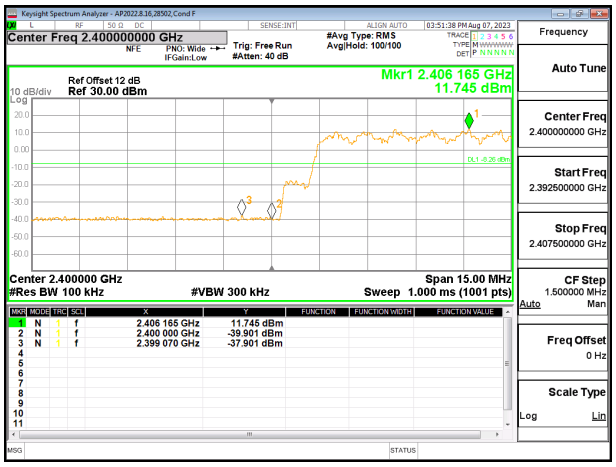

LOW BANDEDGE

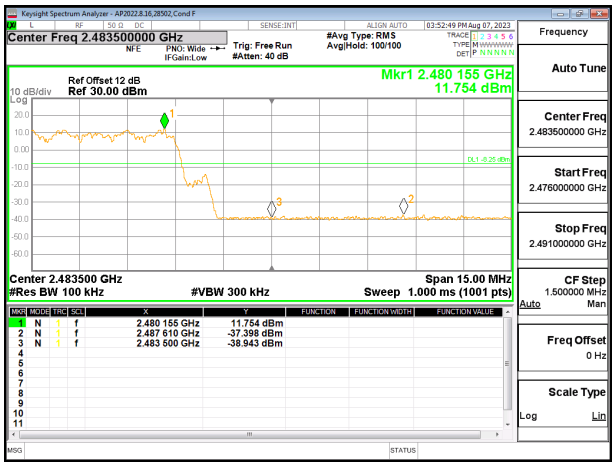

HIGH BANDEDGE

UL VERIFICATION SERVICES INC.
47173 Benicia Street, Fremont, CA 94538; USA. TEL:(510) 319-4000 FAX:(510) 661-0888
This report shall not be reproduced except in full, without the written approval of UL Verification Services Inc.

10. RADIATED TEST RESULTS

LIMITS

FCC §15.205 and §15.209

RSS-GEN, Section 8.9 and 8.10.

Frequency Range (MHz)	Field Strength Limit (uV/m) at 3 m	Field Strength Limit (dBuV/m) at 3 m	
0.009-0.490	2400/F(kHz) @ 300 m	-	
0.490-1.705	24000/F(kHz) @ 30 m	-	
1.705 - 30	30 @ 30m	-	
30 - 88	100	40	
88 - 216	150	43.5	
216 - 960	200	46	
Above 960	500	54	

TEST PROCEDURE

The EUT is placed on a non-conducting table 80 cm above the ground plane for measurement below 1GHz; 1.5 m above the ground plane for measurement above 1GHz. The antenna to EUT distance is 3 meters. The EUT is configured in accordance with ANSI C63.10. The EUT is set to transmit in a continuous mode.

For measurements below 1 GHz the resolution bandwidth is set to 100 kHz for peak detection measurements or 120 kHz for quasi-peak detection measurements. Peak detection is used unless otherwise noted as quasi-peak.

For pre-scans above 1 GHz the resolution bandwidth is set to 1 MHz; the video bandwidth is set to 30 KHz for peak measurements.

For final scans above 1 GHz the resolution bandwidth is set to 1 MHz, then the video bandwidth is set to 3 MHz for peak measurements and 1 MHz resolution bandwidth with 1/T (10 Hz) video bandwidth with peak detector for average measurements.

The spectrum from 1 GHz to 18 GHz is investigated with the transmitter set to the lowest, middle, and highest channels in each applicable band. Below 1GHz and above 18GHz emissions, the channel with the highest output power was tested.

The frequency range of interest is monitored at a fixed antenna height and EUT azimuth. The EUT is rotated through 360 degrees to maximize emissions received. The antenna is scanned from 1 to 4 meters above the ground plane to further maximize the emission. Measurements are made with the antenna polarized in both the vertical and the horizontal positions.

Note: The limits in CFR 47, Part 15, Subpart C, paragraph 15.209(a), are identical to those in RSS-Gen section 8.9, Table 6, since the measurements are performed in terms of magnetic field strength and converted to electric field strength levels (as report in the table) using free space impedance of 377 Ohms. For example, the measurement at frequency X kHz resulted in a level of Y dBuV/m, which is equivalent to Y-51.5 = Z dBuA/m, which has the same margin, W dB to the corresponding RSS-Gen Table 6 limit as it has to 15.209(a) limit.

UL VERIFICATION SERVICES INC.
47173 Benicia Street, Fremont, CA 94538; USA. TEL:(510) 319-4000 FAX:(510) 661-0888
This report shall not be reproduced except in full, without the written approval of UL Verification Services Inc.

Base on FCC 15.31 (f) (2): measurements may be performed at a distance closer than that specified in the regulations; however, an attempt should be made to avoid making measurements in the near field.

KDB 414788 Open Field Site(OFS) and Chamber Correlation Justification

OFS and chamber correlation testing had been performed and chamber measured test result is the worst-case test result.

KDB 558074 D01 15.247 Meas Guidance v05r02

Use of a duty cycle correction factor (DCCF) is permitted for calculating average radiated field strength emission levels for an FHSS device in 15.247. This DCCF can be applied when the field strength limit (e.g., within a Government Restricted band) and the conditions specified in Section 15.35(c) can be satisfied. The average radiated field strength is calculated by subtracting the DCCF from the maximum radiated field strength level as determined through measurement. The maximum radiated field strength level represents the worst-case (maximum amplitude) RMS measurement of the emission(s) during continuous transmission (i.e., not including any time intervals during which the transmitter is off or is transmitting at a reduced power level). It is also acceptable to apply the DCCF to a measurement performed with a peak detector instead of the specified RMS power averaging detector. Note that Section 15.35(c) specifies that the DCCF shall represent the worst-case (greatest duty cycle) over any 100 msec transmission period.

UL VERIFICATION SERVICES INC.
47173 Benicia Street, Fremont, CA 94538; USA. TEL:(510) 319-4000 FAX:(510) 661-0888
This report shall not be reproduced except in full, without the written approval of UL Verification Services Inc.

10.1. TRANSMITTER ABOVE 1 GHz

10.1.1. HIGH POWER BASIC DATA RATE GFSK MODULATION

ANT 4

BANDEDGE (LOW CHANNEL)

HORIZONTAL RESULT

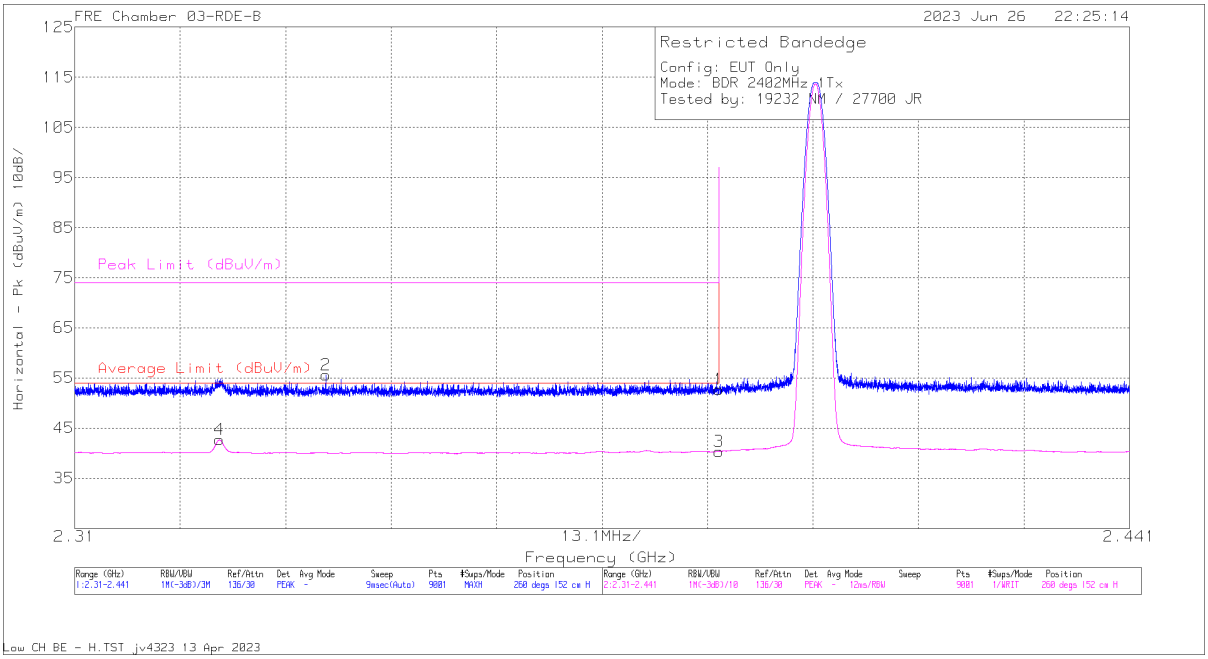

Marker	Frequency (GHz)	Meter Reading (dBuV)	Det	230300 ACF (dB/m)	DCCF (dB)	Gain/Loss (dB)	Corrected Reading (dBuV/m)	Average Limit (dBuV/m)	Margin (dB)	Peak Limit (dBuV/m)	PK Margin (dB)	Azimuth (Degs)	Height (cm)	Polarity
1	* 2.39	61.69	Pk	32.2	0	-41.2	52.69	-	-	74	-21.31	260	152	H
2	* 2.341179	64.72	Pk	32.1	0	-41.22	55.6	-	-	74	-18.4	260	152	H
3	* 2.39	49.38	VA1T	32.2	0	-41.2	40.38	54	-13.62	-	-	260	152	H
4	* 2.327991	51.76	VA1T	32.1	0	-41.2	42.66	54	-11.34	-	-	260	152	H

* - indicates frequency in CFR47 Pt 15 / IC RSS-Restricted Band
Pk - Peak detector
VA1T - FHSS: Linear Voltage Average VB=1/Ton where: Ton is transmit duration

UL VERIFICATION SERVICES INC.
47173 Benicia Street, Fremont, CA 94538; USA. TEL:(510) 319-4000 FAX:(510) 661-0888
This report shall not be reproduced except in full, without the written approval of UL Verification Services Inc.

VERTICAL RESULT

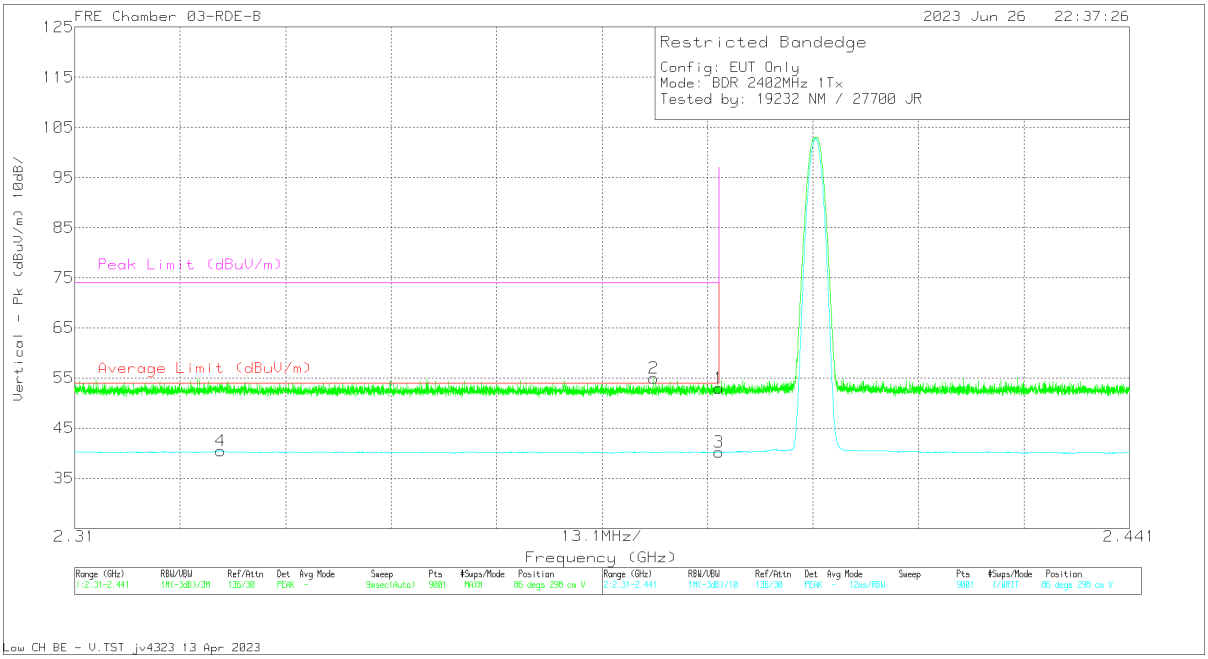

Marker	Frequency (GHz)	Meter Reading (dBuV)	Det	230300 ACF (dB/m)	DCCF (dB)	Gain/Loss (dB)	Corrected Reading (dBuV/m)	Average Limit (dBuV/m)	Margin (dB)	Peak Limit (dBuV/m)	PK Margin (dB)	Azimuth (Degs)	Height (cm)	Polarity
1	* 2.39	61.96	Pk	32.2	0	-41.2	52.96	-	-	74	-21.04	86	298	V
2	* 2.381921	64.21	Pk	32.1	0	-41.28	55.03	-	-	74	-18.97	86	298	V
3	* 2.39	49.2	VA1T	32.2	0	-41.2	40.2	54	-13.8	-	-	86	298	V
4	* 2.328122	49.55	VA1T	32.1	0	-41.2	40.45	54	-13.55	-	-	86	298	V

* - indicates frequency in CFR47 Pt 15 / IC RSS-Restricted Band
Pk - Peak detector
VA1T - FHSS: Linear Voltage Average VB=1/Ton where: Ton is transmit duration

UL VERIFICATION SERVICES INC.
47173 Benicia Street, Fremont, CA 94538; USA. TEL:(510) 319-4000 FAX:(510) 661-0888
This report shall not be reproduced except in full, without the written approval of UL Verification Services Inc.

BANDEDGE (HIGH CHANNEL)

HORIZONTAL RESULT

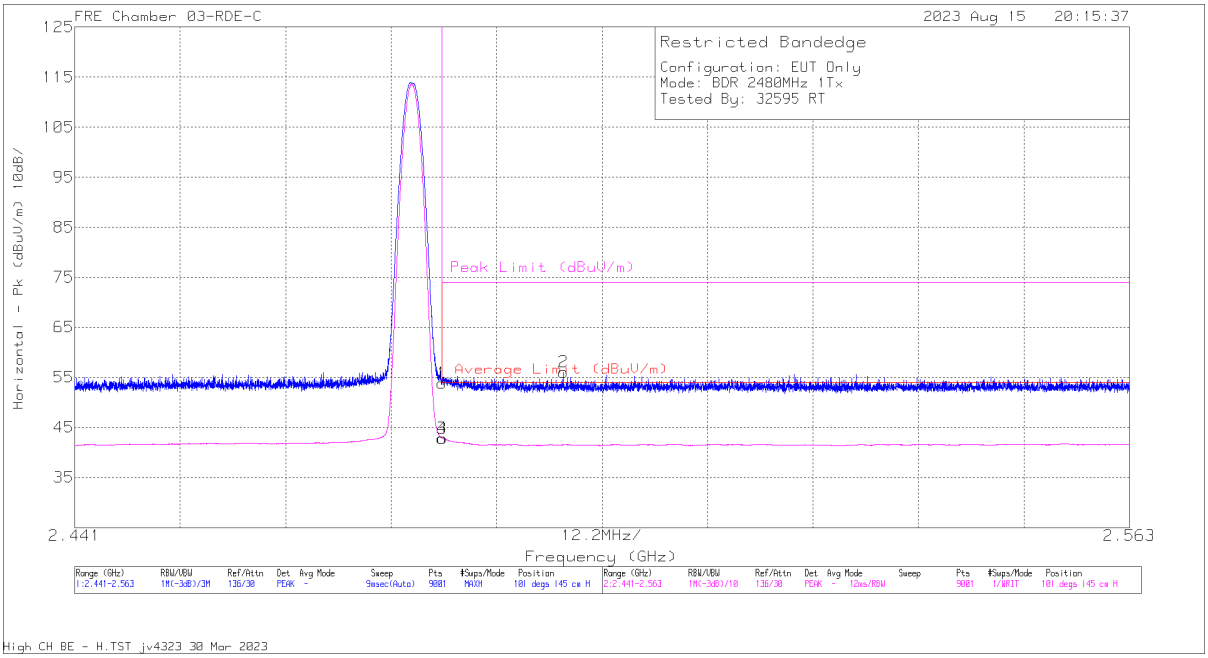

Marker	Frequency (GHz)	Meter Reading (dBuV)	Det	226672 ACF (dB) 3mH	DCCF (dB)	Gain/Loss (dB)	Corrected Reading (dBuV/m)	Average Limit (dBuV/m)	Margin (dB)	Peak Limit (dBuV/m)	PK Margin (dB)	Azimuth (Degs)	Height (cm)	Polarity
1	* 2.4835	61.22	Pk	32.2	0	-39.6	53.82	-	-	74	-20.18	101	145	H
2	* 2.497542	63.39	Pk	32.3	0	-39.65	56.04	-	-	74	-17.96	101	145	H
3	* 2.4835	50.26	VA1T	32.2	0	-39.6	42.86	54	-11.14	-	-	101	145	H
4	* 2.483512	50.26	VA1T	32.2	0	-39.6	42.86	54	-11.14	-	-	101	145	H

* - indicates frequency in CFR47 Pt 15 / IC RSS-Restricted Band
Pk - Peak detector
VA1T - FHSS: Linear Voltage Average VB=1/Ton where: Ton is transmit duration

UL VERIFICATION SERVICES INC.
47173 Benicia Street, Fremont, CA 94538; USA. TEL:(510) 319-4000 FAX:(510) 661-0888
This report shall not be reproduced except in full, without the written approval of UL Verification Services Inc.

VERTICAL RESULT

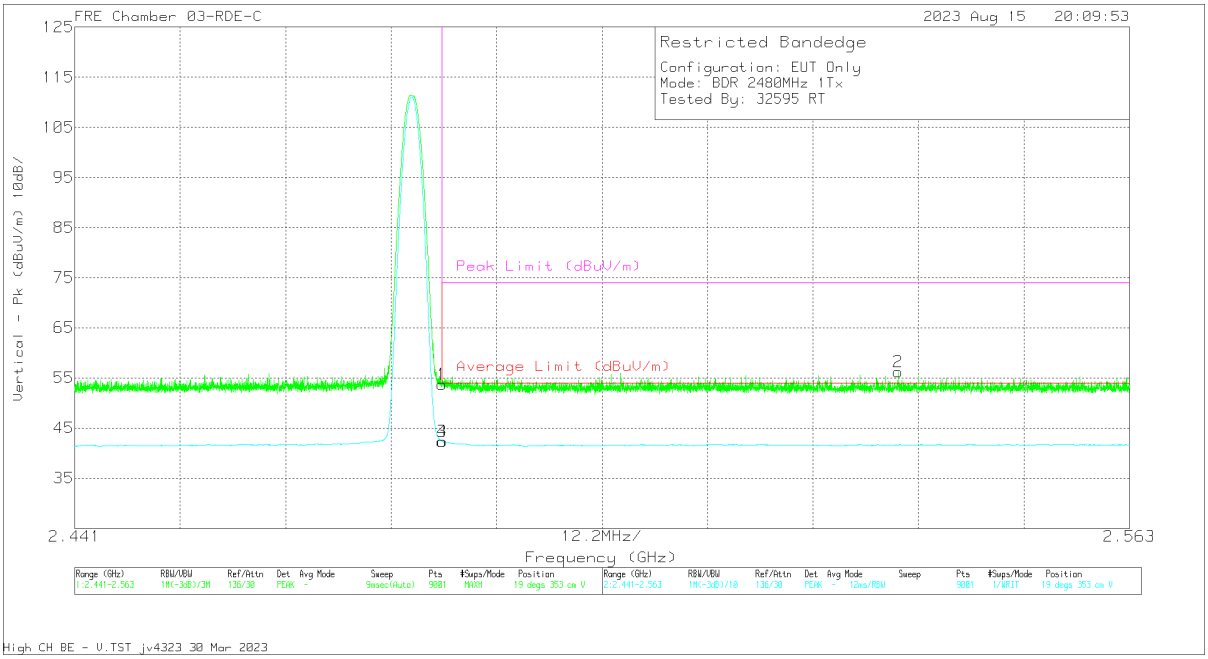

Marker	Frequency(GHz	MeterReading(dBuV)	Det	226672 ACF (dB) 3mH	DCCF (dB)	Gain/Loss (dB)	CorrectedReading(dBuV/m)	Average Limit (dBuV/m)	Margin(dB)	Peak Limit (dBuV/m)	PK Margin(dB)	Azimuth(Degs)	Height(cm)	Polarity
1	* 2.4835	61.14	Pk	32.2	0	-39.6	53.74	-	-	74	-20.26	19	353	V
3	* 2.4835	49.78	VA1T	32.2	0	-39.6	42.38	54	-11.62	-	-	19	353	V
4	* 2.483512	49.76	VA1T	32.2	0	-39.6	42.36	54	-11.64	-	-	19	353	V
2	2.536244	63.44	Pk	32.3	0	-39.52	56.22	-	-	74	-17.78	19	353	V

* - indicates frequency in CFR47 Pt 15 / IC RSS-Restricted Band
Pk - Peak detector
VA1T - FHSS: Linear Voltage Average VB=1/Ton where: Ton is transmit duration

UL VERIFICATION SERVICES INC.
47173 Benicia Street, Fremont, CA 94538; USA. TEL:(510) 319-4000 FAX:(510) 661-0888
This report shall not be reproduced except in full, without the written approval of UL Verification Services Inc.

ANT 3

BANDEDGE (LOW CHANNEL)

HORIZONTAL RESULT

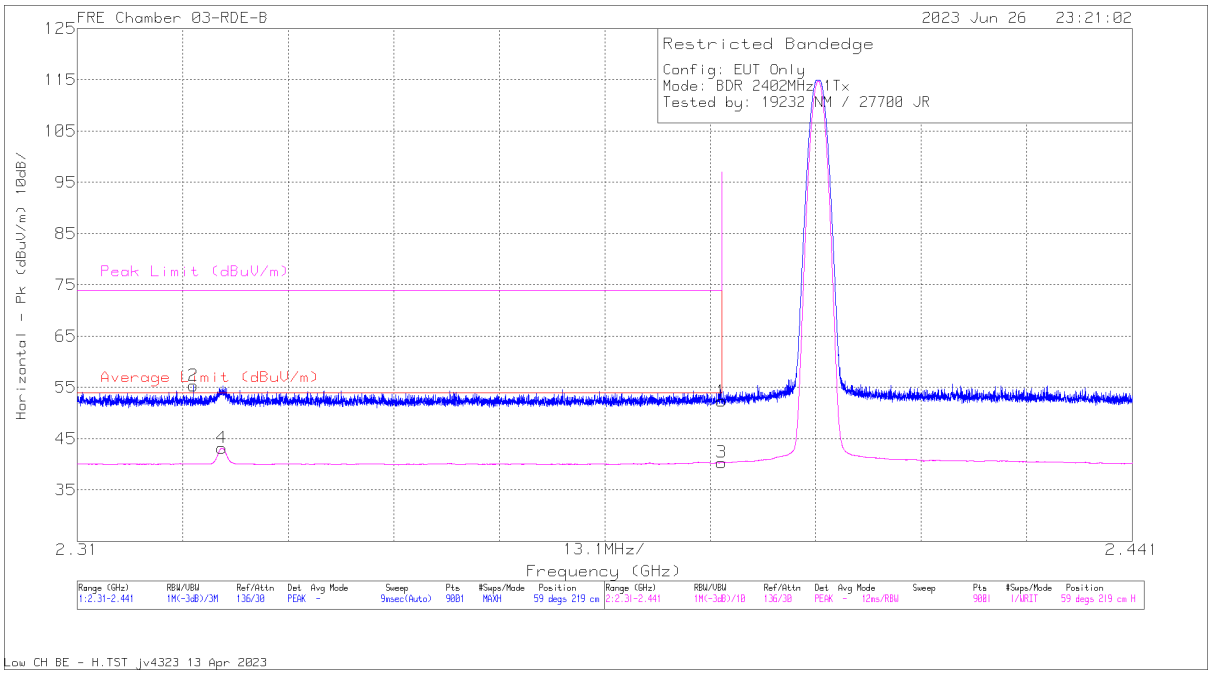

Marker	Frequency (GHz)	Meter Reading (dBuV)	Det	230300 ACF (dB/m)	DCCF (dB)	Gain/Loss (dB)	Corrected Reading (dBuV/m)	Average Limit (dBuV/m)	Margin (dB)	Peak Limit (dBuV/m)	PK Margin (dB)	Azimuth (Degs)	Height (cm)	Polarity
1	* 2.39	61.32	Pk	32.2	0	-41.2	52.32	-	-	74	-21.68	59	219	H
2	* 2.32441	64.47	Pk	32.1	0	-41.2	55.37	-	-	74	-18.63	59	219	H
3	* 2.39	49.36	VA1T	32.2	0	-41.2	40.36	54	-13.64	-	-	59	219	H
4	* 2.327962	52.3	VA1T	32.1	0	-41.2	43.2	54	-10.8	-	-	59	219	H

* - indicates frequency in CFR47 Pt 15 / IC RSS-Restricted Band
Pk - Peak detector
VA1T - FHSS: Linear Voltage Average VB=1/Ton where: Ton is transmit duration

UL VERIFICATION SERVICES INC.
47173 Benicia Street, Fremont, CA 94538; USA. TEL:(510) 319-4000 FAX:(510) 661-0888
This report shall not be reproduced except in full, without the written approval of UL Verification Services Inc.

VERTICAL RESULT

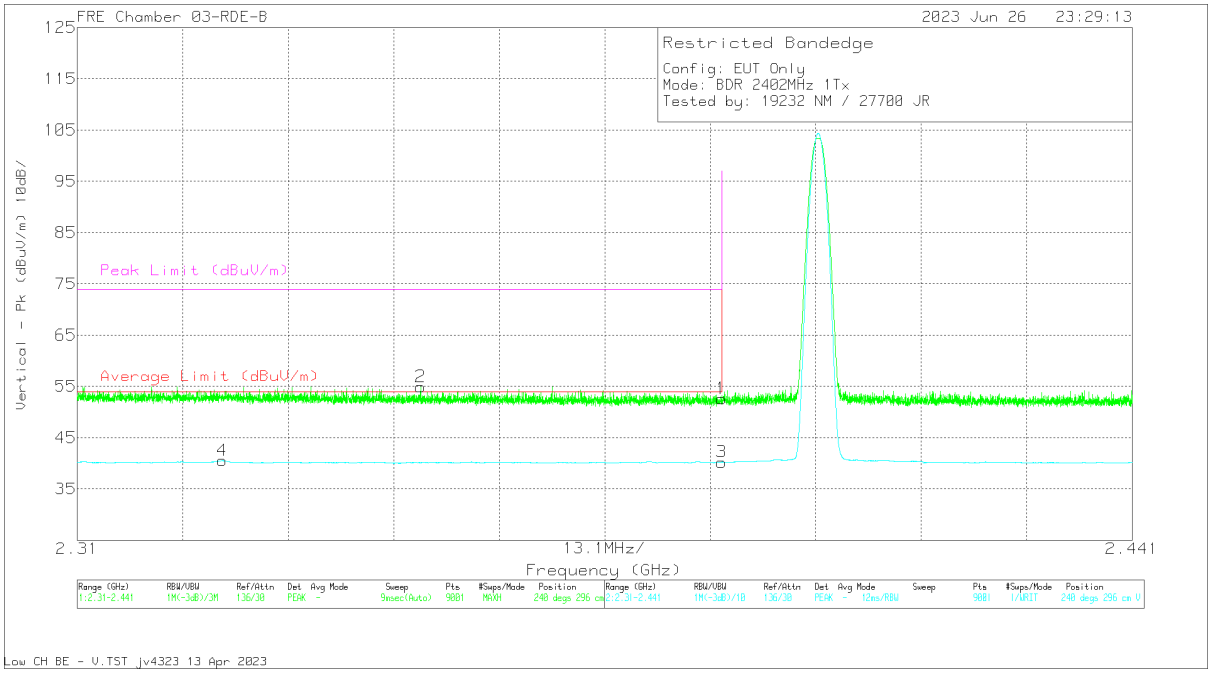

Marker	Frequency (GHz)	Meter Reading (dBuV)	Det	230300 ACF (dB/m)	DCCF (dB)	Gain/Loss (dB)	Corrected Reading (dBuV/m)	Average Limit (dBuV/m)	Margin (dB)	Peak Limit (dBuV/m)	PK Margin (dB)	Azimuth (Degs)	Height (cm)	Polarity
1	* 2.39	61.61	Pk	32.2	0	-41.2	52.61	-	-	74	-21.39	240	296	V
2	* 2.352635	64.03	Pk	32.1	0	-41.2	54.93	-	-	74	-19.07	240	296	V
3	* 2.39	49.24	VA1T	32.2	0	-41.2	40.24	54	-13.76	-	-	240	296	V
4	* 2.327991	49.63	VA1T	32.1	0	-41.2	40.53	54	-13.47	-	-	240	296	V

* - indicates frequency in CFR47 Pt 15 / IC RSS-Restricted Band
Pk - Peak detector
VA1T - FHSS: Linear Voltage Average VB=1/Ton where: Ton is transmit duration

UL VERIFICATION SERVICES INC.
47173 Benicia Street, Fremont, CA 94538; USA. TEL:(510) 319-4000 FAX:(510) 661-0888
This report shall not be reproduced except in full, without the written approval of UL Verification Services Inc.

BANDEDGE (HIGH CHANNEL)

HORIZONTAL RESULT

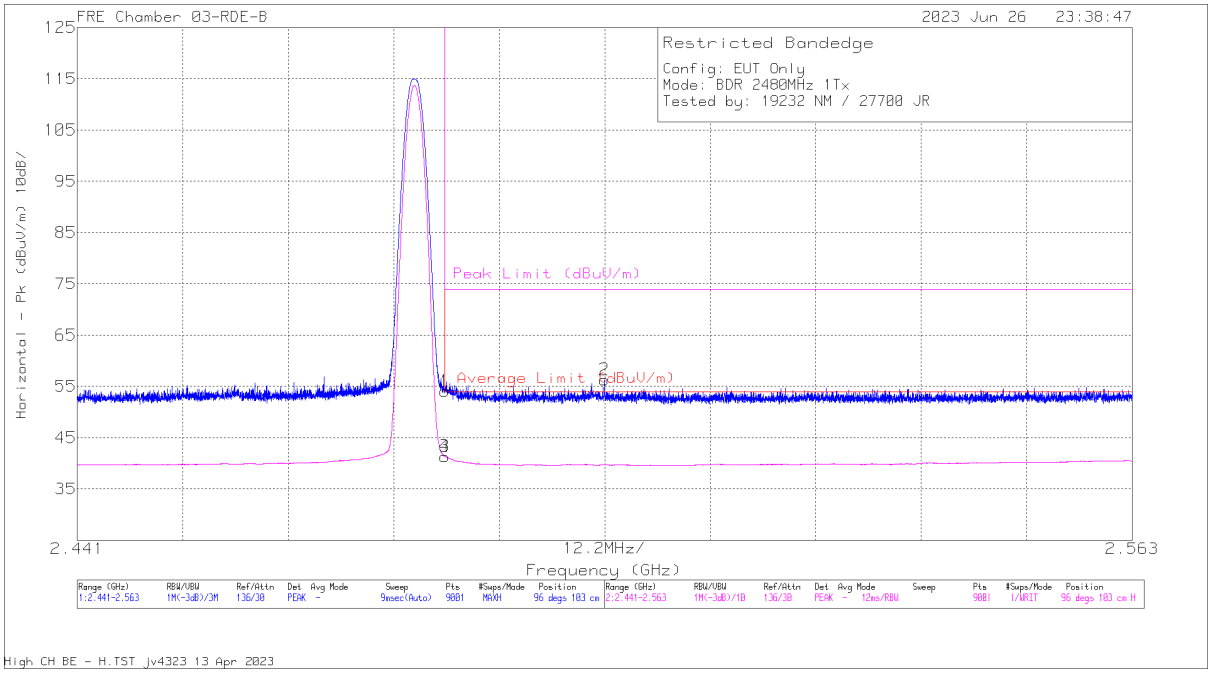

Marker	Frequency (GHz)	Meter Reading (dBuV)	Det	230300 ACF (dB/m)	DCCF (dB)	Gain/Loss (dB)	Corrected Reading (dBuV/m)	Average Limit (dBuV/m)	Margin (dB)	Peak Limit (dBuV/m)	PK Margin (dB)	Azimuth (Degs)	Height (cm)	Polarity
1	* 2.4835	63.02	Pk	32.2	0	-41.15	54.07	-	-	74	-19.93	96	103	H
3	* 2.4835	50.29	VA1T	32.2	0	-41.15	41.34	54	-12.66	-	-	96	103	H
4	* 2.483512	50.28	VA1T	32.2	0	-41.15	41.33	54	-12.67	-	-	96	103	H
2	2.501948	65.09	Pk	32.2	0	-41.01	56.28	-	-	74	-17.72	96	103	H

* - indicates frequency in CFR47 Pt 15 / IC RSS-Restricted Band
Pk - Peak detector
VA1T - FHSS: Linear Voltage Average VB=1/Ton where: Ton is transmit duration

UL VERIFICATION SERVICES INC.
47173 Benicia Street, Fremont, CA 94538; USA. TEL:(510) 319-4000 FAX:(510) 661-0888
This report shall not be reproduced except in full, without the written approval of UL Verification Services Inc.

VERTICAL RESULT

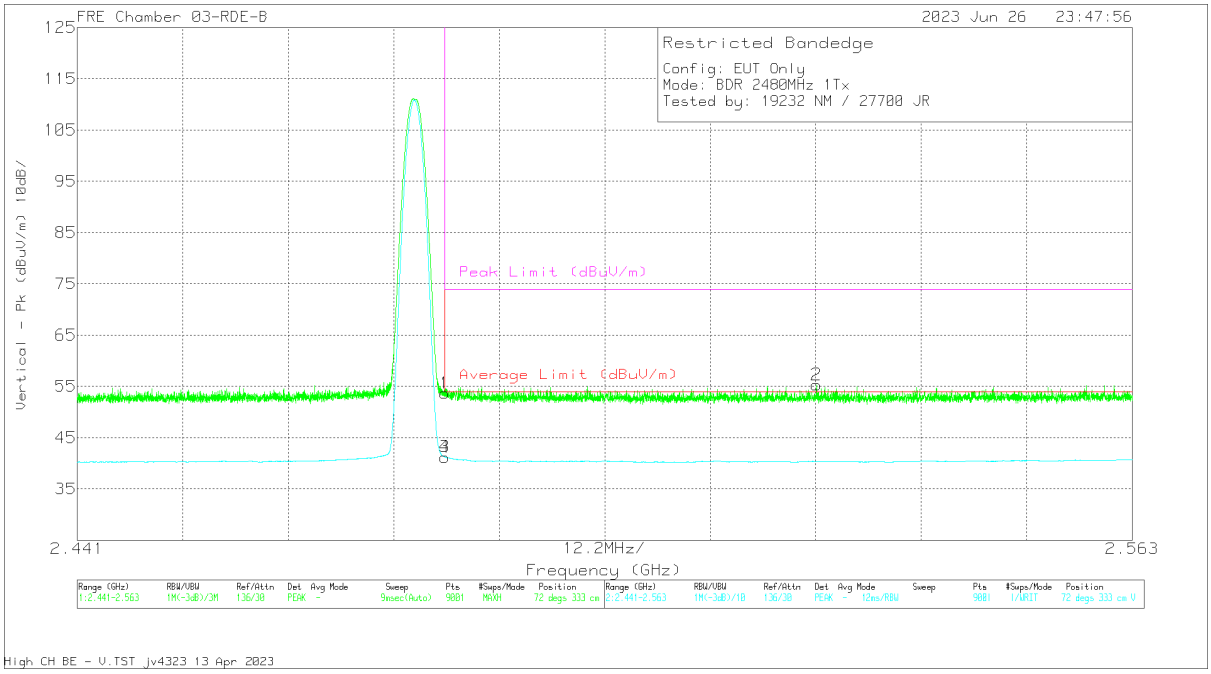

Marker	Frequency (GHz)	Meter Reading (dBuV)	Det	230300 ACF (dB/m)	DCCF (dB)	Gain/Loss (dB)	Corrected Reading (dBuV/m)	Average Limit (dBuV/m)	Margin (dB)	Peak Limit (dBuV/m)	PK Margin (dB)	Azimuth (Degs)	Height (cm)	Polarity
1	* 2.4835	62.62	Pk	32.2	0	-41.15	53.67	-	-	74	-20.33	72	333	V
3	* 2.4835	50.17	VA1T	32.2	0	-41.15	41.22	54	-12.78	-	-	72	333	V
4	* 2.483512	50.16	VA1T	32.2	0	-41.15	41.21	54	-12.79	-	-	72	333	V
2	2.526484	64	Pk	32.3	0	-41	55.3	-	-	74	-18.7	72	333	V

* - indicates frequency in CFR47 Pt 15 / IC RSS-Restricted Band
Pk - Peak detector
VA1T - FHSS: Linear Voltage Average VB=1/Ton where: Ton is transmit duration

UL VERIFICATION SERVICES INC.
47173 Benicia Street, Fremont, CA 94538; USA. TEL:(510) 319-4000 FAX:(510) 661-0888
This report shall not be reproduced except in full, without the written approval of UL Verification Services Inc.

10.1.2. HIGH POWER BASIC DATA RATE TXBF GFSK MODULATION

BANDEDGE (LOW CHANNEL)

HORIZONTAL RESULT

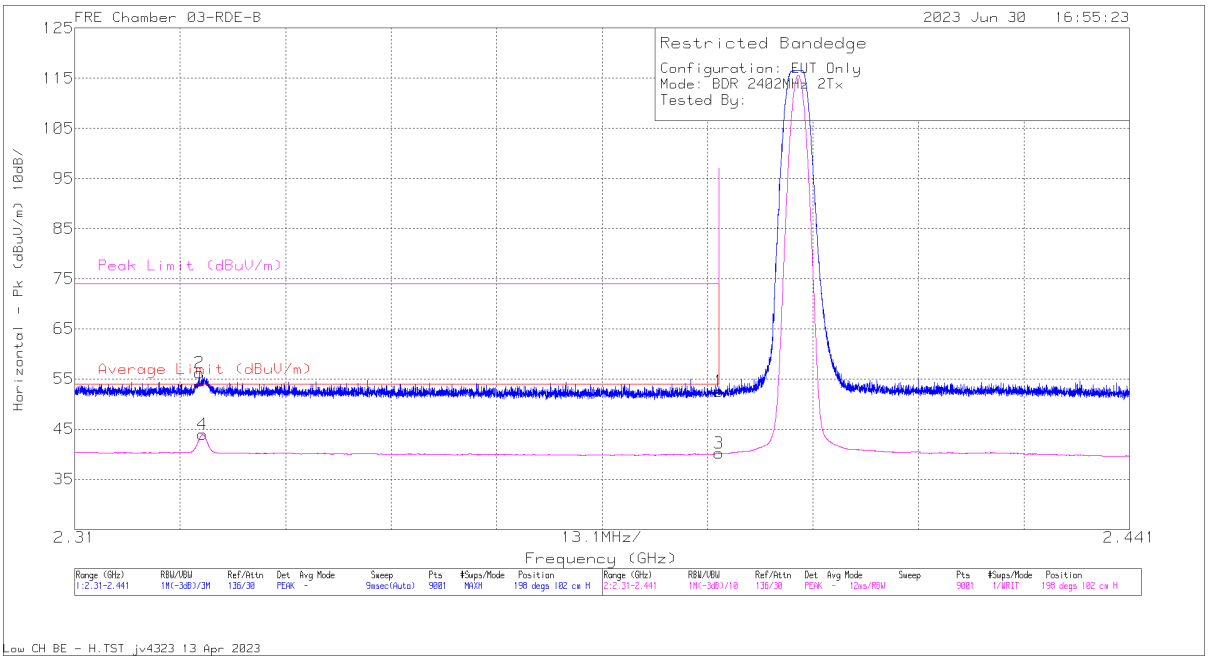

Marker	Frequency (GHz)	Meter Reading (dBuV)	Det	230300 ACF (dB/m)	Gain/Loss (dB)	Corrected Reading (dBuV/m)	Average Limit (dBuV/m)	Margin (dB)	Peak Limit (dBuV/m)	PK Margin (dB)	Azimuth (Degs)	Height (cm)	Polarity
1	* 2.39	61.53	Pk	32.2	-41.2	52.53	-	-	74	-21.47	198	102	H
2	* 2.325473	65.28	Pk	32.1	-41.2	56.18	-	-	74	-17.82	198	102	H
3	* 2.39	49.17	VA1T	32.2	-41.2	40.17	54	-13.83	-	-	198	102	H
4	* 2.325881	53.01	VA1T	32.1	-41.2	43.91	54	-10.09	-	-	198	102	H

* - indicates frequency in CFR47 Pt 15 / IC RSS-Restricted Band
Pk - Peak detector
VA1T - FHSS: Linear Voltage Average VB=1/Ton where: Ton is transmit duration

UL VERIFICATION SERVICES INC.
47173 Benicia Street, Fremont, CA 94538; USA. TEL:(510) 319-4000 FAX:(510) 661-0888
This report shall not be reproduced except in full, without the written approval of UL Verification Services Inc.

VERTICAL RESULT

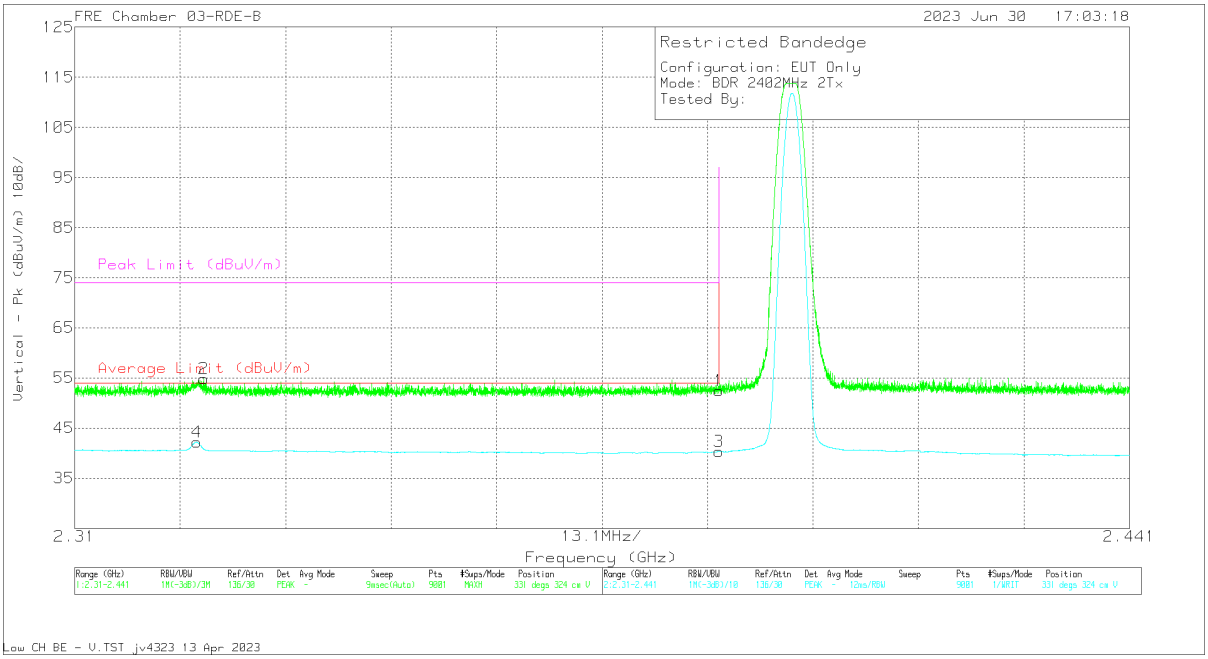

Marker	Frequency (GHz)	Meter Reading (dBuV)	Det	230300 ACF (dB/m)	Gain/Loss (dB)	Corrected Reading (dBuV/m)	Average Limit (dBuV/m)	Margin (dB)	Peak Limit (dBuV/m)	PK Margin (dB)	Azimuth (Degs)	Height (cm)	Polarity
1	* 2.39	61.5	Pk	32.2	-41.2	52.5	-	-	74	-21.5	331	324	V
2	* 2.326055	63.9	Pk	32.1	-41.2	54.8	-	-	74	-19.2	331	324	V
3	* 2.39	49.32	VA1T	32.2	-41.2	40.32	54	-13.68	-	-	331	324	V
4	* 2.325153	51.27	VA1T	32.1	-41.2	42.17	54	-11.83	-	-	331	324	V

* - indicates frequency in CFR47 Pt 15 / IC RSS-Restricted Band
Pk - Peak detector
VA1T - FHSS: Linear Voltage Average VB=1/Ton where: Ton is transmit duration

UL VERIFICATION SERVICES INC.
47173 Benicia Street, Fremont, CA 94538; USA. TEL:(510) 319-4000 FAX:(510) 661-0888
This report shall not be reproduced except in full, without the written approval of UL Verification Services Inc.

BANDEDGE (HIGH CHANNEL)

HORIZONTAL RESULT

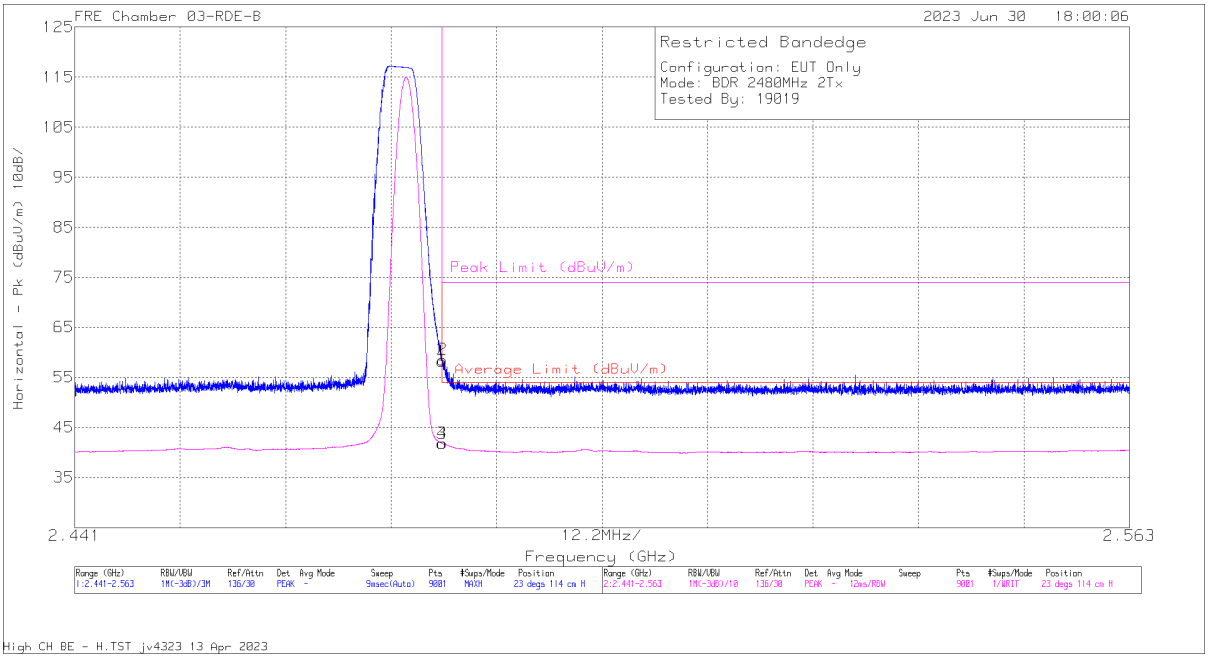

Marker	Frequency (GHz)	Meter Reading (dBuV)	Det	230300 ACF (dB/m)	Gain/Loss (dB)	Corrected Reading (dBuV/m)	Average Limit (dBuV/m)	Margin (dB)	Peak Limit (dBuV/m)	PK Margin (dB)	Azimuth (Degs)	Height (cm)	Polarity
1	* 2.4835	67.2	Pk	32.2	-41.15	58.25	-	-	74	-15.75	23	114	H
2	* 2.483539	67.49	Pk	32.2	-41.15	58.54	-	-	74	-15.46	23	114	H
3	* 2.4835	50.79	VA1T	32.2	-41.15	41.84	54	-12.16	-	-	23	114	H
4	* 2.483512	50.78	VA1T	32.2	-41.15	41.83	54	-12.17	-	-	23	114	H

* - indicates frequency in CFR47 Pt 15 / IC RSS-Restricted Band
Pk - Peak detector
VA1T - FHSS: Linear Voltage Average VB=1/Ton where: Ton is transmit duration

UL VERIFICATION SERVICES INC.
47173 Benicia Street, Fremont, CA 94538; USA. TEL:(510) 319-4000 FAX:(510) 661-0888
This report shall not be reproduced except in full, without the written approval of UL Verification Services Inc.

VERTICAL RESULT

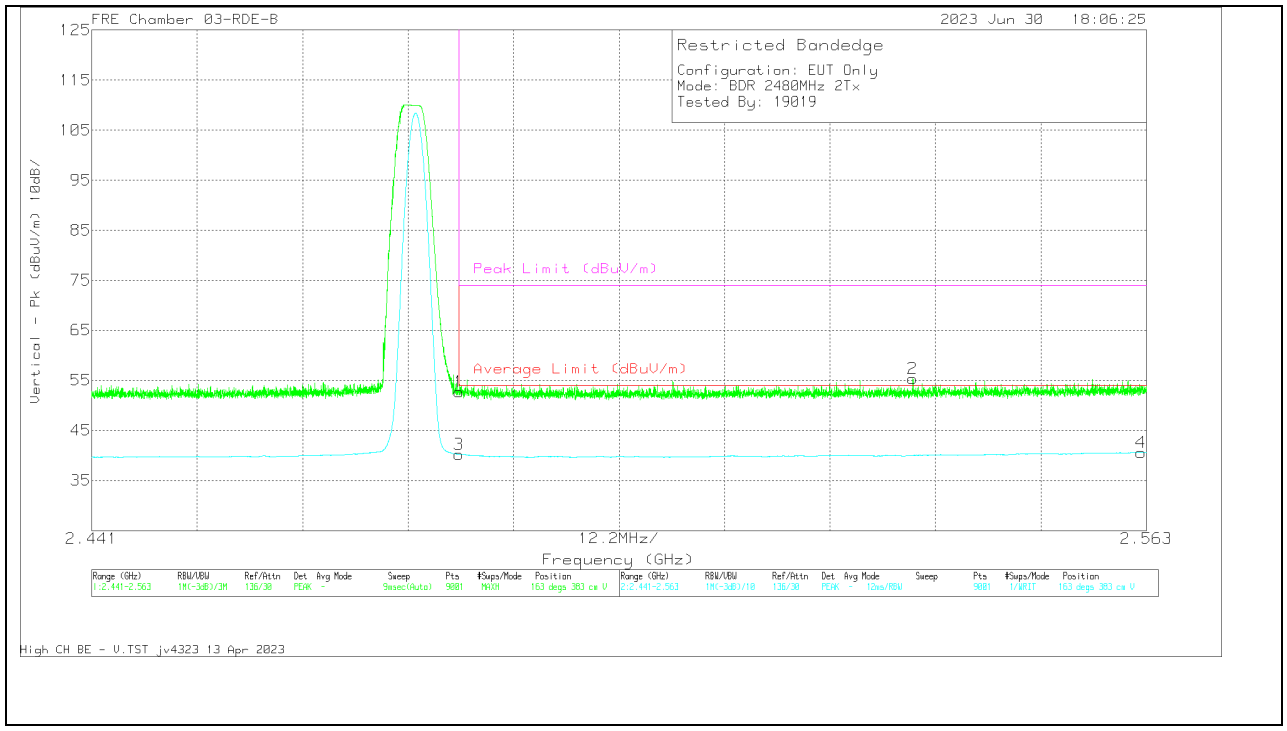

Marker	Frequency (GHz)	Meter Reading (dBuV)	Det	230300 ACF (dB/m)	Gain/Loss (dB)	Corrected Reading (dBuV/m)	Average Limit (dBuV/m)	Margin (dB)	Peak Limit (dBuV/m)	PK Margin (dB)	Azimuth (Degs)	Height (cm)	Polarity
1	* 2.4835	61.72	Pk	32.2	-41.15	52.77	-	-	74	-21.23	163	383	V
3	* 2.4835	49.21	VA1T	32.2	-41.15	40.26	54	-13.74	-	-	163	383	V
2	2.535987	64.1	Pk	32.3	-41	55.4	-	-	74	-18.6	163	383	V
4	2.56238	49.13	VA1T	32.3	-40.8	40.63	54	-13.37	-	-	163	383	V

* - indicates frequency in CFR47 Pt 15 / IC RSS-Restricted Band
Pk - Peak detector
VA1T - FHSS: Linear Voltage Average VB=1/Ton where: Ton is transmit duration

UL VERIFICATION SERVICES INC.
47173 Benicia Street, Fremont, CA 94538; USA. TEL:(510) 319-4000 FAX:(510) 661-0888
This report shall not be reproduced except in full, without the written approval of UL Verification Services Inc.

10.1.3. HIGH POWER ENHANCED DATA RATE 8PSK MODULATION

ANT 4

BANDEDGE (LOW CHANNEL)

HORIZONTAL RESULT

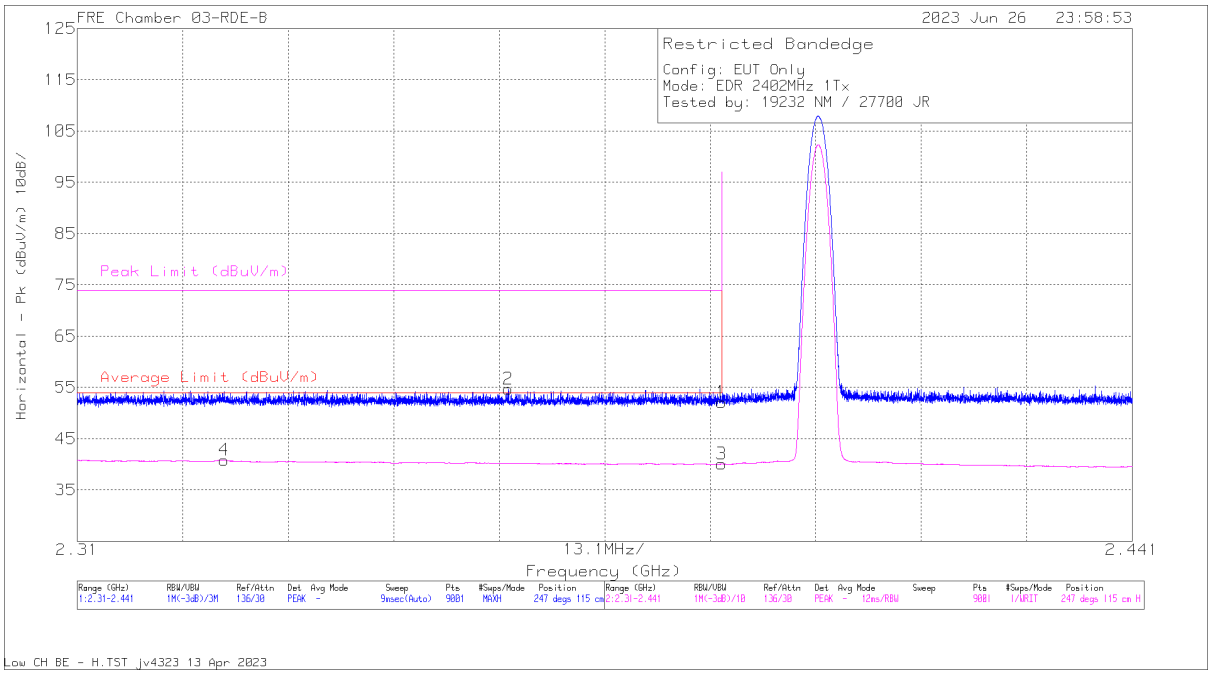

Marker	Frequency (GHz)	Meter Reading (dBuV)	Det	230300 ACF (dB/m)	DCCF (dB)	Gain/Loss (dB)	Corrected Reading (dBuV/m)	Average Limit (dBuV/m)	Margin (dB)	Peak Limit (dBuV/m)	PK Margin (dB)	Azimuth (Degs)	Height (cm)	Polarity
1	* 2.39	61.12	Pk	32.2	0	-41.2	52.12	-	-	74	-21.88	247	115	H
2	* 2.363508	63.79	Pk	32.1	0	-41.2	54.69	-	-	74	-19.31	247	115	H
3	* 2.39	49.07	VA1T	32.2	0	-41.2	40.07	54	-13.93	-	-	247	115	H
4	* 2.328224	49.94	VA1T	32.1	0	-41.2	40.84	54	-13.16	-	-	247	115	H

* - indicates frequency in CFR47 Pt 15 / IC RSS-Restricted Band
Pk - Peak detector
VA1T - FHSS: Linear Voltage Average VB=1/Ton where: Ton is transmit duration

UL VERIFICATION SERVICES INC.
47173 Benicia Street, Fremont, CA 94538; USA. TEL:(510) 319-4000 FAX:(510) 661-0888
This report shall not be reproduced except in full, without the written approval of UL Verification Services Inc.

VERTICAL RESULT

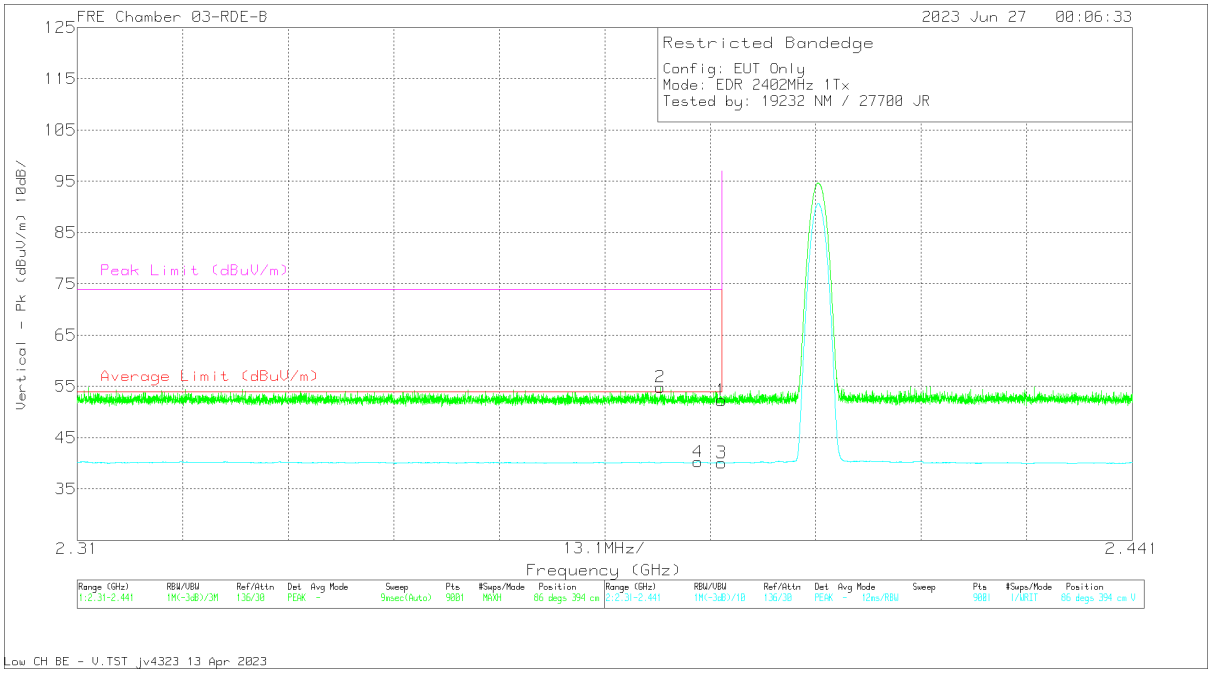

Marker	Frequency (GHz)	Meter Reading (dBuV)	Det	230300 ACF (dB/m)	DCCF (dB)	Gain/Loss (dB)	Corrected Reading (dBuV/m)	Average Limit (dBuV/m)	Margin (dB)	Peak Limit (dBuV/m)	PK Margin (dB)	Azimuth (Degs)	Height (cm)	Polarity
1	* 2.39	61.29	Pk	32.2	0	-41.2	52.29	-	-	74	-21.71	86	394	V
2	* 2.382402	64	Pk	32.1	0	-41.26	54.84	-	-	74	-19.16	86	394	V
3	* 2.39	49.11	VA1T	32.2	0	-41.2	40.11	54	-13.89	-	-	86	394	V
4	* 2.387103	49.21	VA1T	32.2	0	-41.11	40.3	54	-13.7	-	-	86	394	V

* - indicates frequency in CFR47 Pt 15 / IC RSS-Restricted Band
Pk - Peak detector
VA1T - FHSS: Linear Voltage Average VB=1/Ton where: Ton is transmit duration

UL VERIFICATION SERVICES INC.
47173 Benicia Street, Fremont, CA 94538; USA. TEL:(510) 319-4000 FAX:(510) 661-0888
This report shall not be reproduced except in full, without the written approval of UL Verification Services Inc.

BANDEDGE (HIGH CHANNEL)

HORIZONTAL RESULT

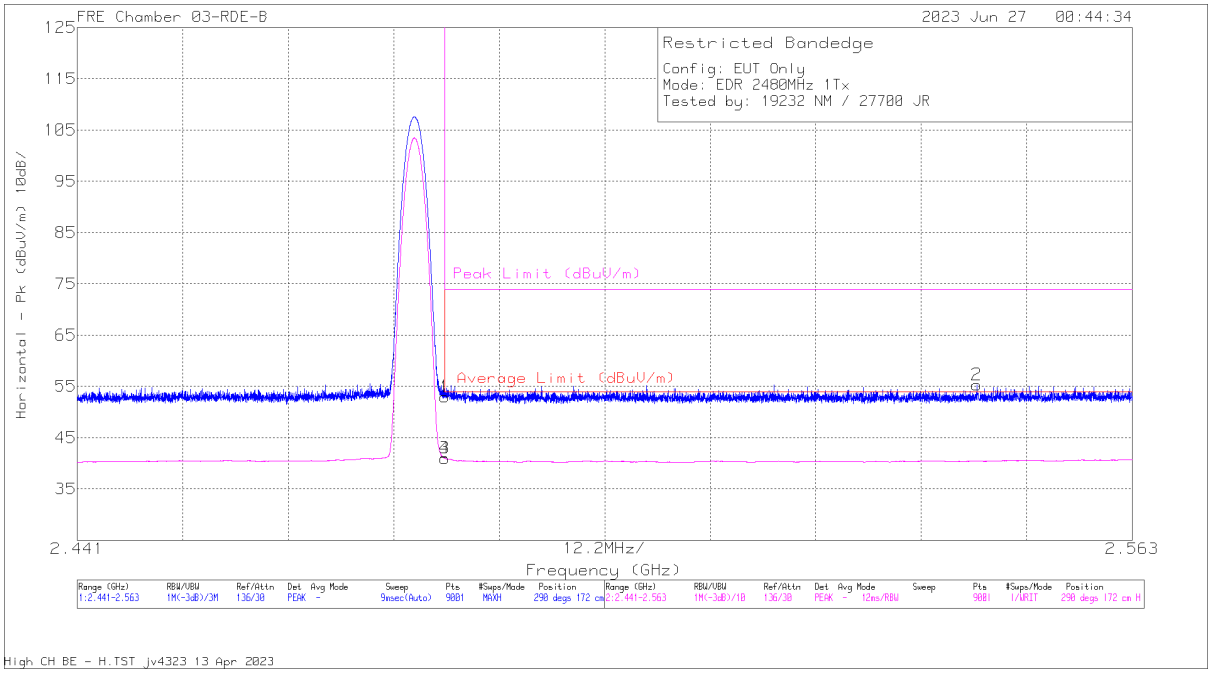

Marker	Frequency (GHz)	Meter Reading (dBuV)	Det	230300 ACF (dB/m)	DCCF (dB)	Gain/Loss (dB)	Corrected Reading (dBuV/m)	Average Limit (dBuV/m)	Margin (dB)	Peak Limit (dBuV/m)	PK Margin (dB)	Azimuth (Degs)	Height (cm)	Polarity
1	* 2.4835	61.91	Pk	32.2	0	-41.15	52.96	-	-	74	-21.04	290	172	H
3	* 2.4835	49.94	VA1T	32.2	0	-41.15	40.99	54	-13.01	-	-	290	172	H
4	* 2.483512	49.93	VA1T	32.2	0	-41.15	40.98	54	-13.02	-	-	290	172	H
2	2.545015	63.92	Pk	32.3	0	-40.9	55.32	-	-	74	-18.68	290	172	H

* - indicates frequency in CFR47 Pt 15 / IC RSS-Restricted Band
Pk - Peak detector
VA1T - FHSS: Linear Voltage Average VB=1/Ton where: Ton is transmit duration

UL VERIFICATION SERVICES INC.
47173 Benicia Street, Fremont, CA 94538; USA. TEL:(510) 319-4000 FAX:(510) 661-0888
This report shall not be reproduced except in full, without the written approval of UL Verification Services Inc.

VERTICAL RESULT

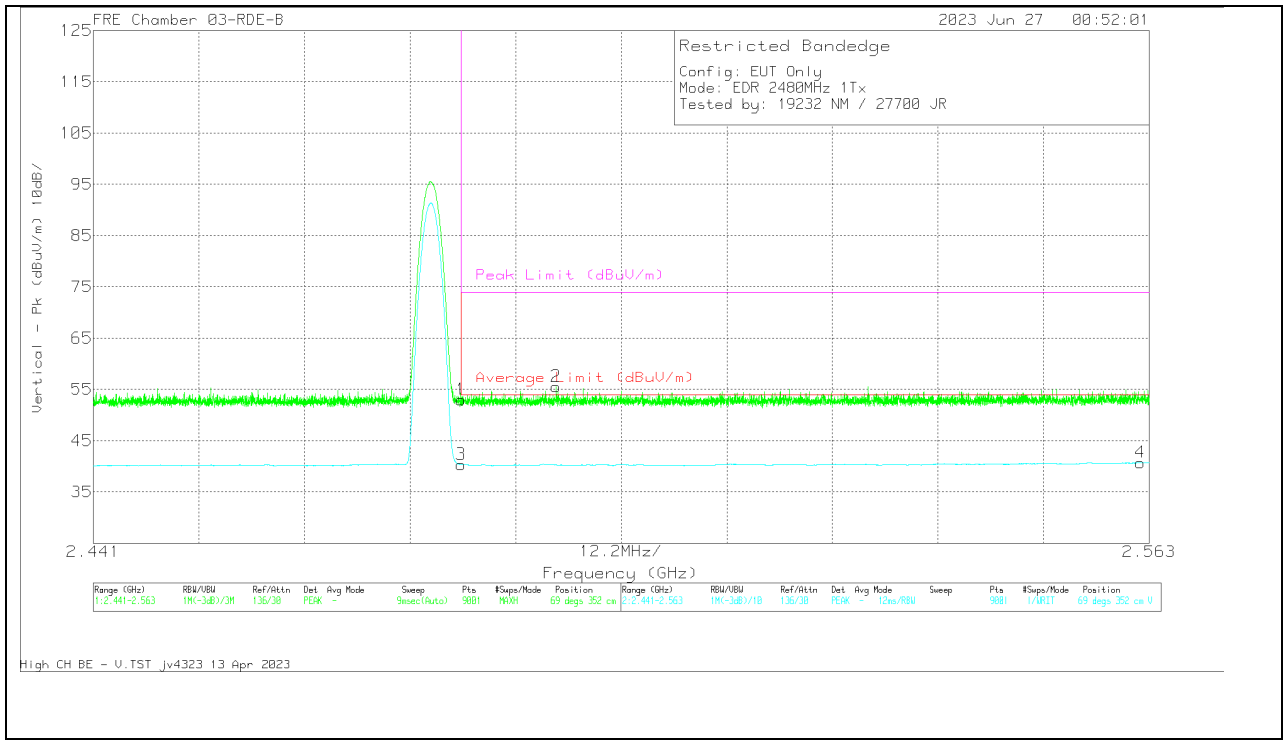

Marker	Frequency (GHz)	Meter Reading (dBuV)	Det	230300 ACF (dB/m)	DCCF (dB)	Gain/Loss (dB)	Corrected Reading (dBuV/m)	Average Limit (dBuV/m)	Margin (dB)	Peak Limit (dBuV/m)	PK Margin (dB)	Azimuth (Degs)	Height (cm)	Polarity
1	* 2.4835	61.96	Pk	32.2	0	-41.15	53.01	-	-	74	-20.99	69	352	V
2	* 2.494492	64.44	Pk	32.2	0	-41.1	55.54	-	-	74	-18.46	69	352	V
3	* 2.4835	49.3	VA1T	32.2	0	-41.15	40.35	54	-13.65	-	-	69	352	V
4	2.561987	49.23	VA1T	32.3	0	-40.8	40.73	54	-13.27	-	-	69	352	V

* - indicates frequency in CFR47 Pt 15 / IC RSS-Restricted Band
Pk - Peak detector
VA1T - FHSS: Linear Voltage Average VB=1/Ton where: Ton is transmit duration

UL VERIFICATION SERVICES INC.
47173 Benicia Street, Fremont, CA 94538; USA. TEL:(510) 319-4000 FAX:(510) 661-0888
This report shall not be reproduced except in full, without the written approval of UL Verification Services Inc.

ANT 3

BANDEDGE (LOW CHANNEL)

HORIZONTAL RESULT

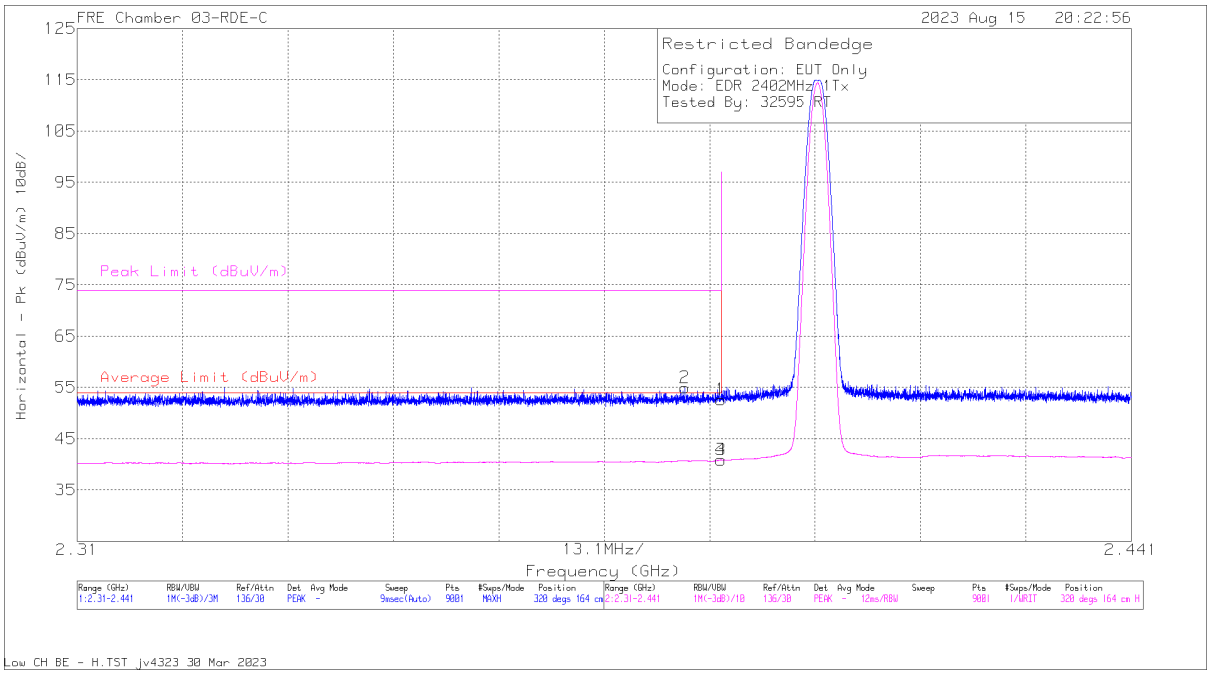

Marker	Frequency (GHz)	Meter Reading (dBuV)	Det	226672 ACF (dB) 3mH	DCCF (dB)	Gain/Loss (dB)	Corrected Reading (dBuV/m)	Average Limit (dBuV/m)	Margin (dB)	Peak Limit (dBuV/m)	PK Margin (dB)	Azimuth (Degs)	Height (cm)	Polarity
1	* 2.39	60.3	Pk	32.1	0	-39.8	52.6	-	-	74	-21.4	320	164	H
2	* 2.385517	62.71	Pk	32.1	0	-39.85	54.96	-	-	74	-19.04	320	164	H
3	* 2.39	48.57	VA1T	32.1	0	-39.8	40.87	54	-13.13	-	-	320	164	H
4	* 2.39	48.57	VA1T	32.1	0	-39.8	40.87	54	-13.13	-	-	320	164	H

* - indicates frequency in CFR47 Pt 15 / IC RSS-Restricted Band
Pk - Peak detector
VA1T - FHSS: Linear Voltage Average VB=1/Ton where: Ton is transmit duration

UL VERIFICATION SERVICES INC.
47173 Benicia Street, Fremont, CA 94538; USA. TEL:(510) 319-4000 FAX:(510) 661-0888
This report shall not be reproduced except in full, without the written approval of UL Verification Services Inc.

VERTICAL RESULT

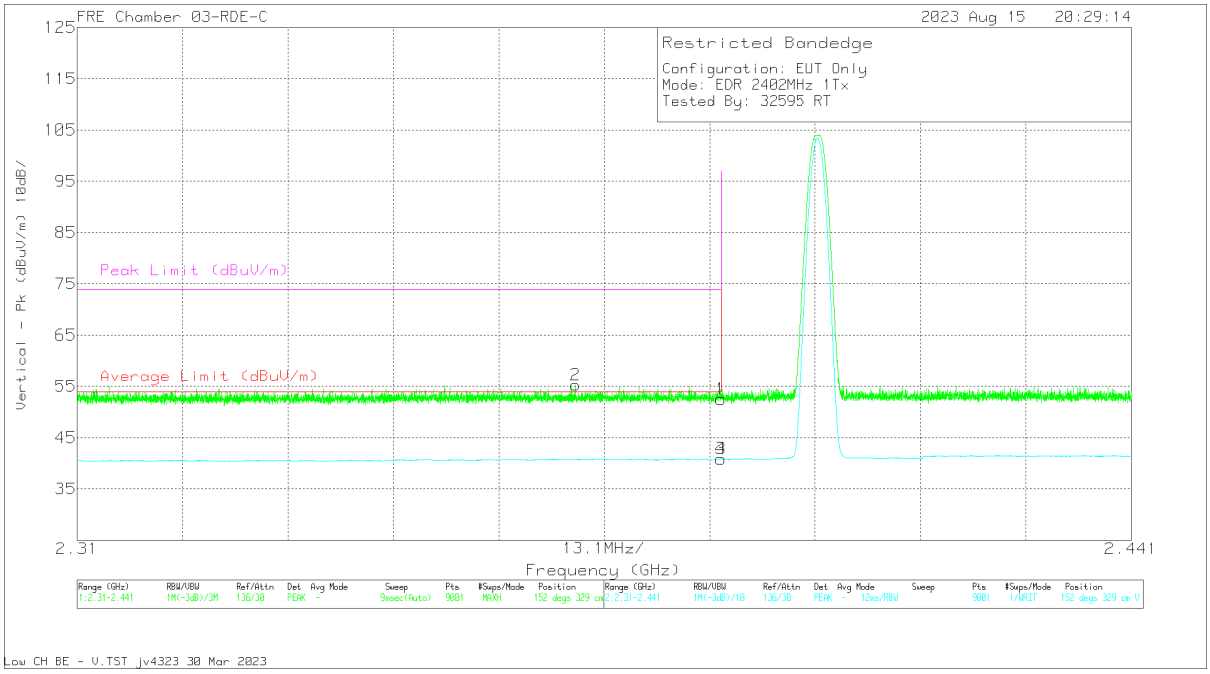

Marker	Frequency (GHz)	Meter Reading (dBuV)	Det	226672 ACF (dB) 3mH	DCCF (dB)	Gain/Loss (dB)	Corrected Reading (dBuV/m)	Average Limit (dBuV/m)	Margin (dB)	Peak Limit (dBuV/m)	PK Margin (dB)	Azimuth (Degs)	Height (cm)	Polarity
1	* 2.39	60.24	Pk	32.1	0	-39.8	52.54	-	-	74	-21.46	152	329	V
2	* 2.37195	63.16	Pk	32	0	-39.9	55.26	-	-	74	-18.74	152	329	V
3	* 2.39	48.58	VA1T	32.1	0	-39.8	40.88	54	-13.12	-	-	152	329	V
4	* 2.39	48.58	VA1T	32.1	0	-39.8	40.88	54	-13.12	-	-	152	329	V

* - indicates frequency in CFR47 Pt 15 / IC RSS-Restricted Band
Pk - Peak detector
VA1T - FHSS: Linear Voltage Average VB=1/Ton where: Ton is transmit duration

UL VERIFICATION SERVICES INC.
47173 Benicia Street, Fremont, CA 94538; USA. TEL:(510) 319-4000 FAX:(510) 661-0888
This report shall not be reproduced except in full, without the written approval of UL Verification Services Inc.

BANDEDGE (HIGH CHANNEL)

HORIZONTAL RESULT

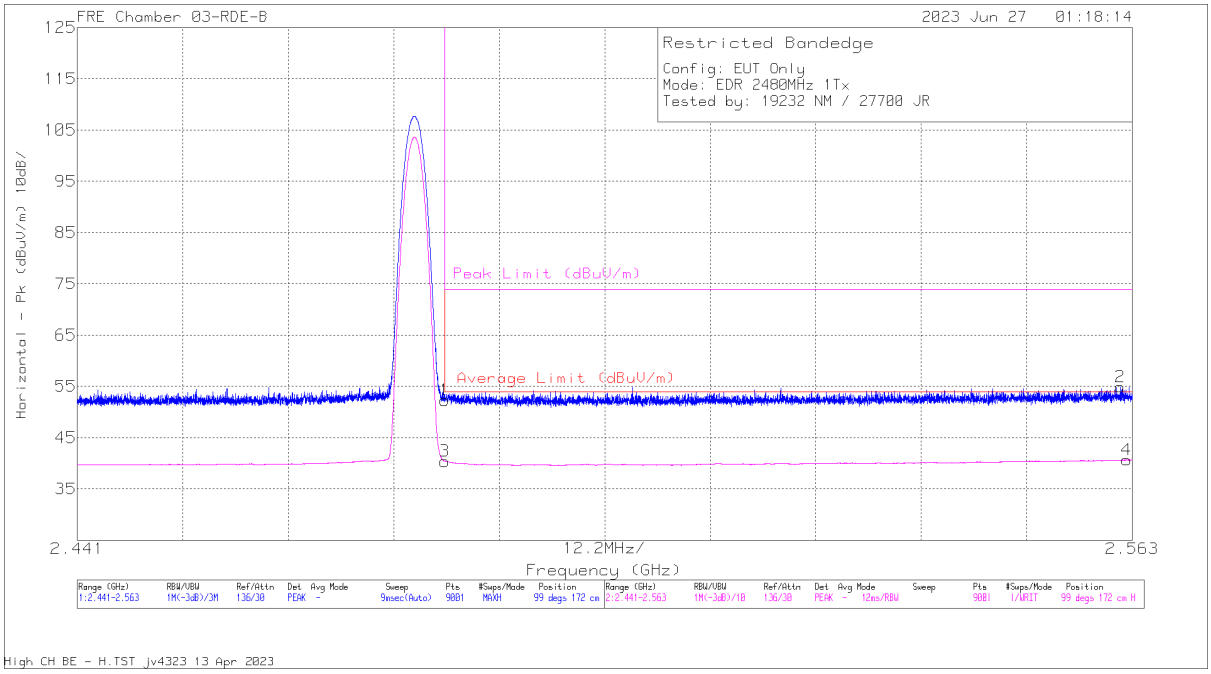

Marker	Frequency (GHz)	Meter Reading (dBuV)	Det	230300 ACF (dB/m)	DCCF (dB)	Gain/Loss (dB)	Corrected Reading (dBuV/m)	Average Limit (dBuV/m)	Margin (dB)	Peak Limit (dBuV/m)	PK Margin (dB)	Azimuth (Degs)	Height (cm)	Polarity
1	* 2.4835	61.25	Pk	32.2	0	-41.15	52.3	-	-	74	-21.7	99	172	H
3	* 2.4835	49.33	VA1T	32.2	0	-41.15	40.38	54	-13.62	-	-	99	172	H
2	2.561635	63.43	Pk	32.3	0	-40.84	54.89	-	-	74	-19.11	99	172	H
4	2.562367	49.16	VA1T	32.3	0	-40.8	40.66	54	-13.34	-	-	99	172	H

* - indicates frequency in CFR47 Pt 15 / IC RSS-Restricted Band
Pk - Peak detector
VA1T - FHSS: Linear Voltage Average VB=1/Ton where: Ton is transmit duration

UL VERIFICATION SERVICES INC.
47173 Benicia Street, Fremont, CA 94538; USA. TEL:(510) 319-4000 FAX:(510) 661-0888
This report shall not be reproduced except in full, without the written approval of UL Verification Services Inc.

VERTICAL RESULT

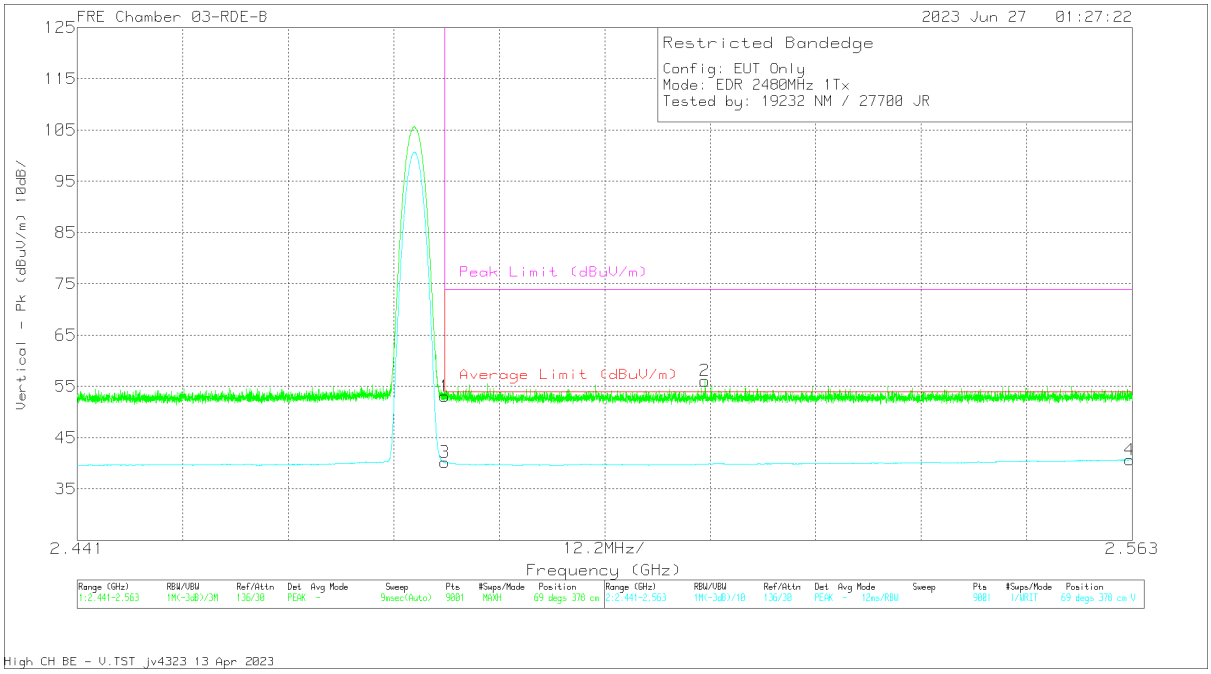

Marker	Frequency (GHz)	Meter Reading (dBuV)	Det	230300 ACF (dB/m)	DCCF (dB)	Gain/Loss (dB)	Corrected Reading (dBuV/m)	Average Limit (dBuV/m)	Margin (dB)	Peak Limit (dBuV/m)	PK Margin (dB)	Azimuth (Degs)	Height (cm)	Polarity
1	* 2.4835	62	Pk	32.2	0	-41.15	53.05	-	-	74	-20.95	69	378	V
3	* 2.4835	49.14	VA1T	32.2	0	-41.15	40.19	54	-13.81	-	-	69	378	V
2	2.513606	64.9	Pk	32.2	0	-41	56.1	-	-	74	-17.9	69	378	V
4	2.562692	49.18	VA1T	32.3	0	-40.8	40.68	54	-13.32	-	-	69	378	V

* - indicates frequency in CFR47 Pt 15 / IC RSS-Restricted Band
Pk - Peak detector
VA1T - FHSS: Linear Voltage Average VB=1/Ton where: Ton is transmit duration

UL VERIFICATION SERVICES INC.
47173 Benicia Street, Fremont, CA 94538; USA. TEL:(510) 319-4000 FAX:(510) 661-0888
This report shall not be reproduced except in full, without the written approval of UL Verification Services Inc.

10.1.4. HIGH POWER ENHANCED DATA RATE TXBF 8PSK MODULATION

BANDEDGE (LOW CHANNEL)

HORIZONTAL RESULT

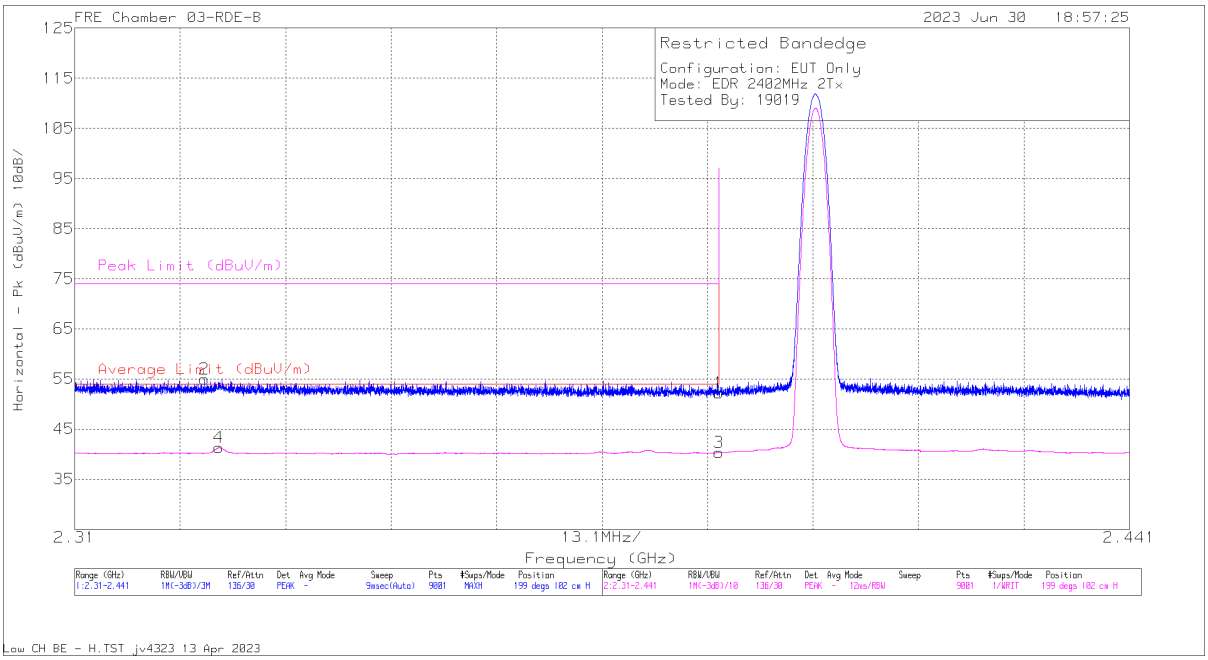

Marker	Frequency (GHz)	Meter Reading (dBuV)	Det	230300 ACF (dB/m)	Gain/Loss (dB)	Corrected Reading (dBuV/m)	Average Limit (dBuV/m)	Margin (dB)	Peak Limit (dBuV/m)	PK Margin (dB)	Azimuth (Degs)	Height (cm)	Polarity
1	* 2.39	61.17	Pk	32.2	-41.2	52.17	-	-	74	-21.83	199	102	H
2	* 2.326099	64.11	Pk	32.1	-41.2	55.01	-	-	74	-18.99	199	102	H
3	* 2.39	49.31	VA1T	32.2	-41.2	40.31	54	-13.69	-	-	199	102	H
4	* 2.32786	50.4	VA1T	32.1	-41.2	41.3	54	-12.7	-	-	199	102	H

* - indicates frequency in CFR47 Pt 15 / IC RSS-Restricted Band
Pk - Peak detector
VA1T - FHSS: Linear Voltage Average VB=1/Ton where: Ton is transmit duration

UL VERIFICATION SERVICES INC.
47173 Benicia Street, Fremont, CA 94538; USA. TEL:(510) 319-4000 FAX:(510) 661-0888
This report shall not be reproduced except in full, without the written approval of UL Verification Services Inc.

VERTICAL RESULT

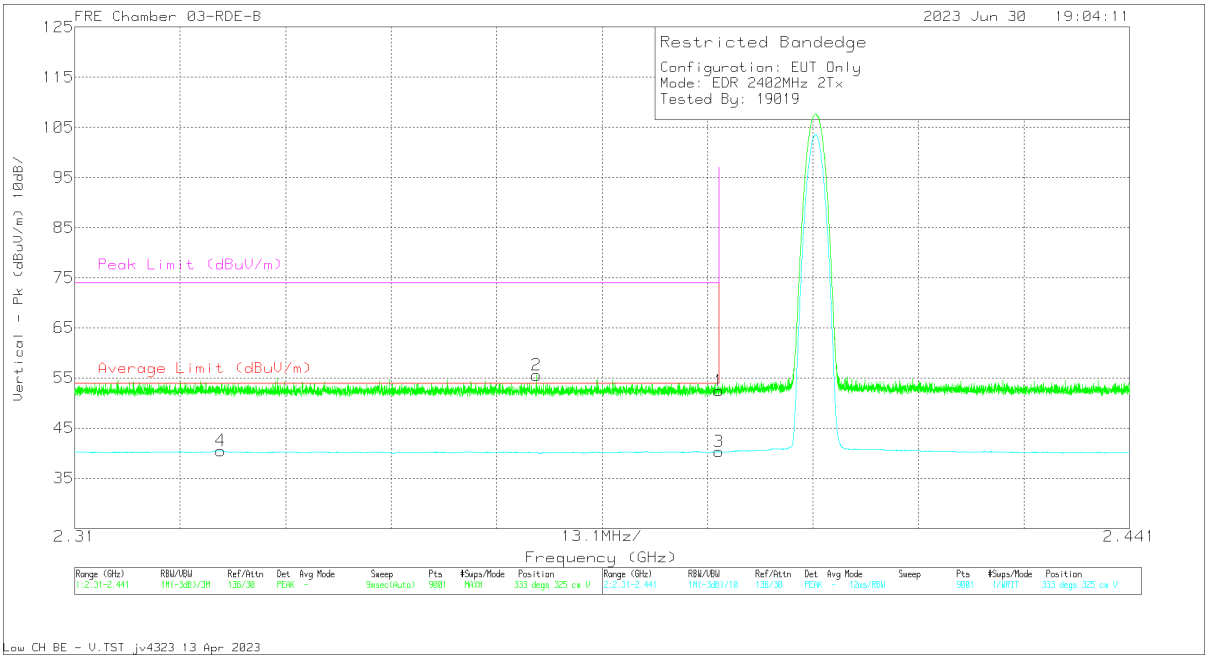

Marker	Frequency (GHz)	Meter Reading (dBuV)	Det	230300 ACF (dB/m)	Gain/Loss (dB)	Corrected Reading (dBuV/m)	Average Limit (dBuV/m)	Margin (dB)	Peak Limit (dBuV/m)	PK Margin (dB)	Azimuth (Degs)	Height (cm)	Polarity
1	* 2.39	61.47	Pk	32.2	-41.2	52.47	-	-	74	-21.53	333	325	V
2	* 2.367351	64.68	Pk	32.1	-41.24	55.54	-	-	74	-18.46	333	325	V
3	* 2.39	49.28	VA1T	32.2	-41.2	40.28	54	-13.72	-	-	333	325	V
4	* 2.328093	49.62	VA1T	32.1	-41.2	40.52	54	-13.48	-	-	333	325	V

* - indicates frequency in CFR47 Pt 15 / IC RSS-Restricted Band
Pk - Peak detector
VA1T - FHSS: Linear Voltage Average VB=1/Ton where: Ton is transmit duration

UL VERIFICATION SERVICES INC.
47173 Benicia Street, Fremont, CA 94538; USA. TEL:(510) 319-4000 FAX:(510) 661-0888
This report shall not be reproduced except in full, without the written approval of UL Verification Services Inc.

BANDEDGE (HIGH CHANNEL)

HORIZONTAL RESULT

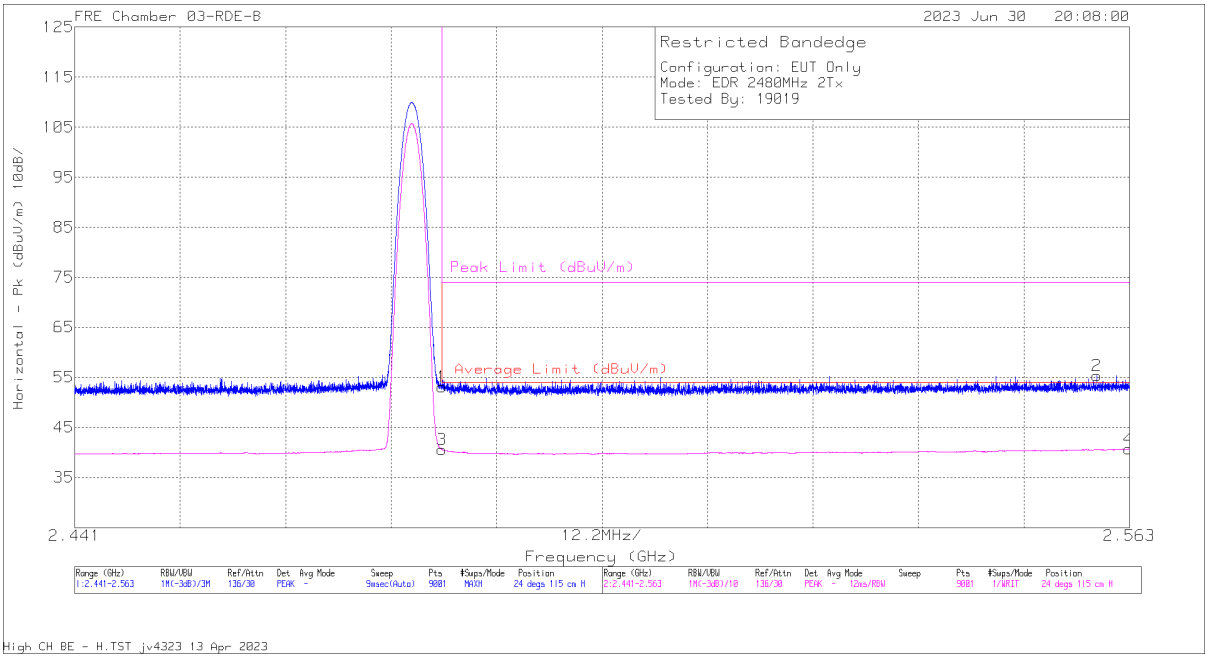

Marker	Frequency (GHz)	Meter Reading (dBuV)	Det	230300 ACF (dB/m)	Gain/Loss (dB)	Corrected Reading (dBuV/m)	Average Limit (dBuV/m)	Margin (dB)	Peak Limit (dBuV/m)	PK Margin (dB)	Azimuth (Degs)	Height (cm)	Polarity
1	* 2.4835	62.01	Pk	32.2	-41.15	53.06	-	-	74	-20.94	24	115	H
3	* 2.4835	49.51	VA1T	32.2	-41.15	40.56	54	-13.44	-	-	24	115	H
2	2.559235	63.98	Pk	32.3	-40.9	55.38	-	-	74	-18.62	24	115	H
4	2.562936	49.18	VA1T	32.3	-40.8	40.68	54	-13.32	-	-	24	115	H

* - indicates frequency in CFR47 Pt 15 / IC RSS-Restricted Band
Pk - Peak detector
VA1T - FHSS: Linear Voltage Average VB=1/Ton where: Ton is transmit duration

UL VERIFICATION SERVICES INC.
47173 Benicia Street, Fremont, CA 94538; USA. TEL:(510) 319-4000 FAX:(510) 661-0888
This report shall not be reproduced except in full, without the written approval of UL Verification Services Inc.

VERTICAL RESULT

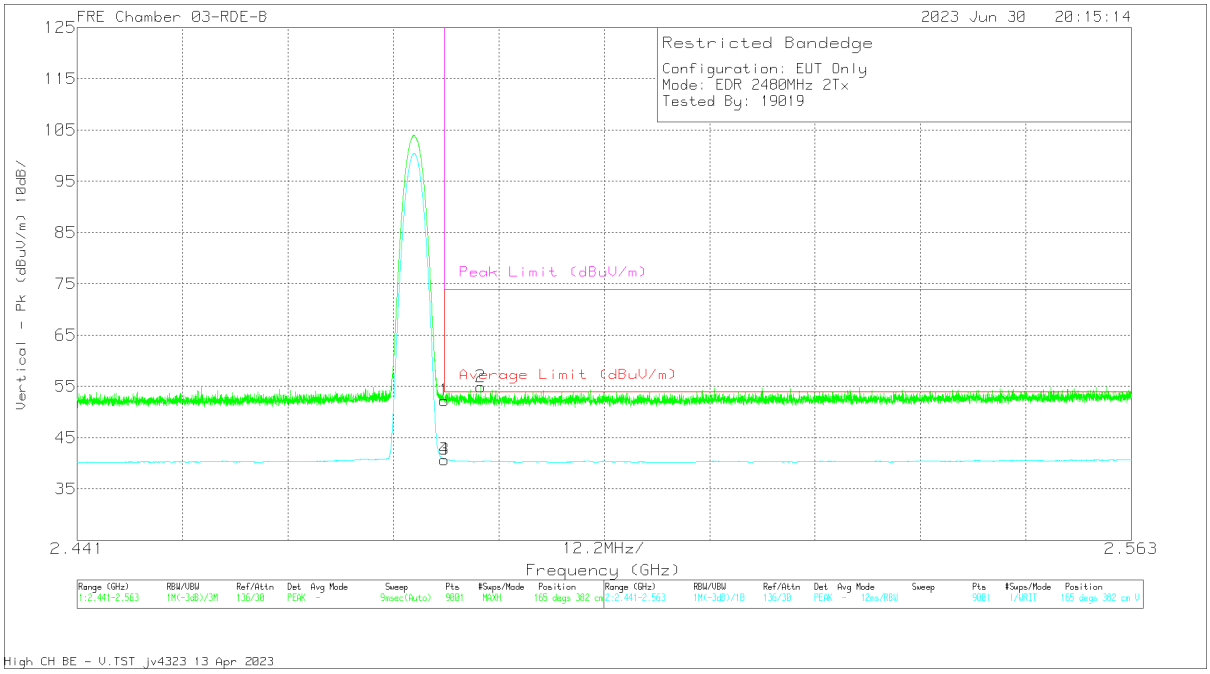

Marker	Frequency (GHz)	Meter Reading (dBuV)	Det	230300 ACF (dB/m)	Gain/Loss (dB)	Corrected Reading (dBuV/m)	Average Limit (dBuV/m)	Margin (dB)	Peak Limit (dBuV/m)	PK Margin (dB)	Azimuth (Degs)	Height (cm)	Polarity
1	* 2.4835	61.22	Pk	32.2	-41.15	52.27	-	-	74	-21.73	165	382	V
2	* 2.487687	63.88	Pk	32.2	-41.13	54.95	-	-	74	-19.05	165	382	V
3	* 2.4835	49.68	VA1T	32.2	-41.15	40.73	54	-13.27	-	-	165	382	V
4	* 2.483512	49.68	VA1T	32.2	-41.15	40.73	54	-13.27	-	-	165	382	V

* - indicates frequency in CFR47 Pt 15 / IC RSS-Restricted Band
Pk - Peak detector
VA1T - FHSS: Linear Voltage Average VB=1/Ton where: Ton is transmit duration

UL VERIFICATION SERVICES INC.
47173 Benicia Street, Fremont, CA 94538; USA. TEL:(510) 319-4000 FAX:(510) 661-0888
This report shall not be reproduced except in full, without the written approval of UL Verification Services Inc.

10.1.5. LOW POWER BASIC DATA RATE GFSK MODULATION

ANT 4

BANDEDGE (LOW CHANNEL)

HORIZONTAL RESULT

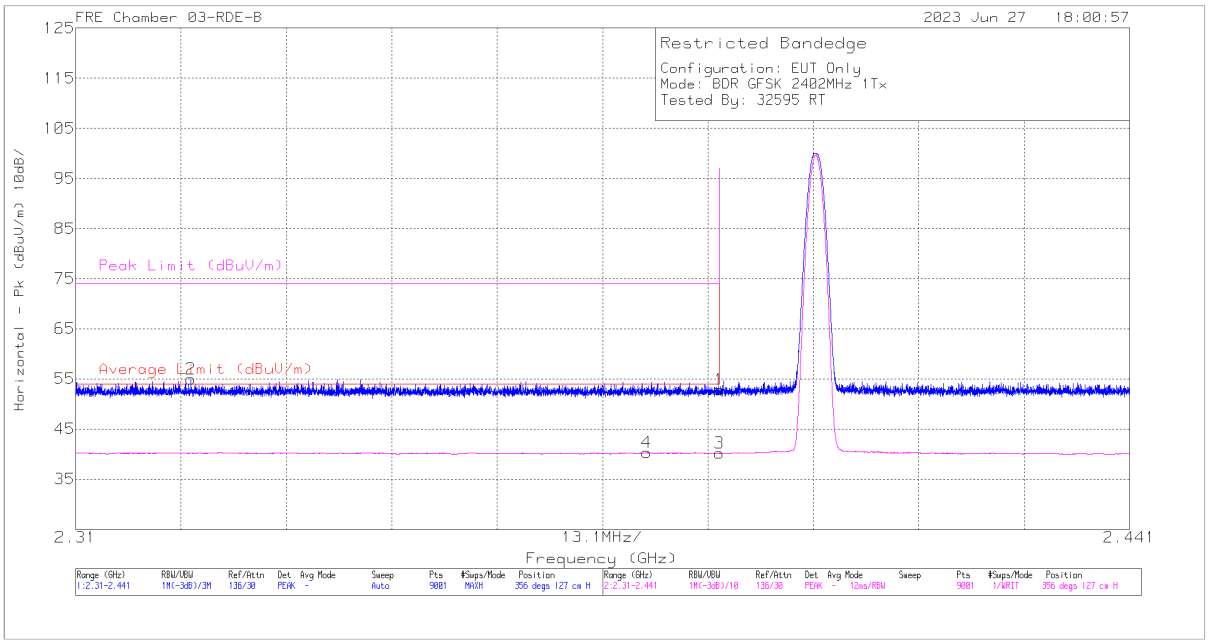

Marker	Frequency (GHz)	Meter Reading (dBuV)	Det	230300 ACF (dB/m)	DCCF (dB)	Gain/Loss (dB)	Corrected Reading (dBuV/m)	Average Limit (dBuV/m)	Margin (dB)	Peak Limit (dBuV/m)	PK Margin (dB)	Azimuth (Degs)	Height (cm)	Polarity
1	* 2.39	61.82	Pk	32.2	0	-41.2	52.82	-	-	74	-21.18	356	127	H
2	* 2.324323	64.11	Pk	32.1	0	-41.2	55.01	-	-	74	-18.99	356	127	H
3	* 2.39	49.16	VA1T	32.2	0	-41.2	40.16	54	-13.84	-	-	356	127	H
4	* 2.381019	49.32	VA1T	32.1	0	-41.1	40.32	54	-13.68	-	-	356	127	H

* - indicates frequency in CFR47 Pt 15 / IC RSS-Restricted Band
Pk - Peak detector
VA1T - FHSS: Linear Voltage Average VB=1/Ton where: Ton is transmit duration

UL VERIFICATION SERVICES INC.
47173 Benicia Street, Fremont, CA 94538; USA. TEL:(510) 319-4000 FAX:(510) 661-0888
This report shall not be reproduced except in full, without the written approval of UL Verification Services Inc.

VERTICAL RESULT

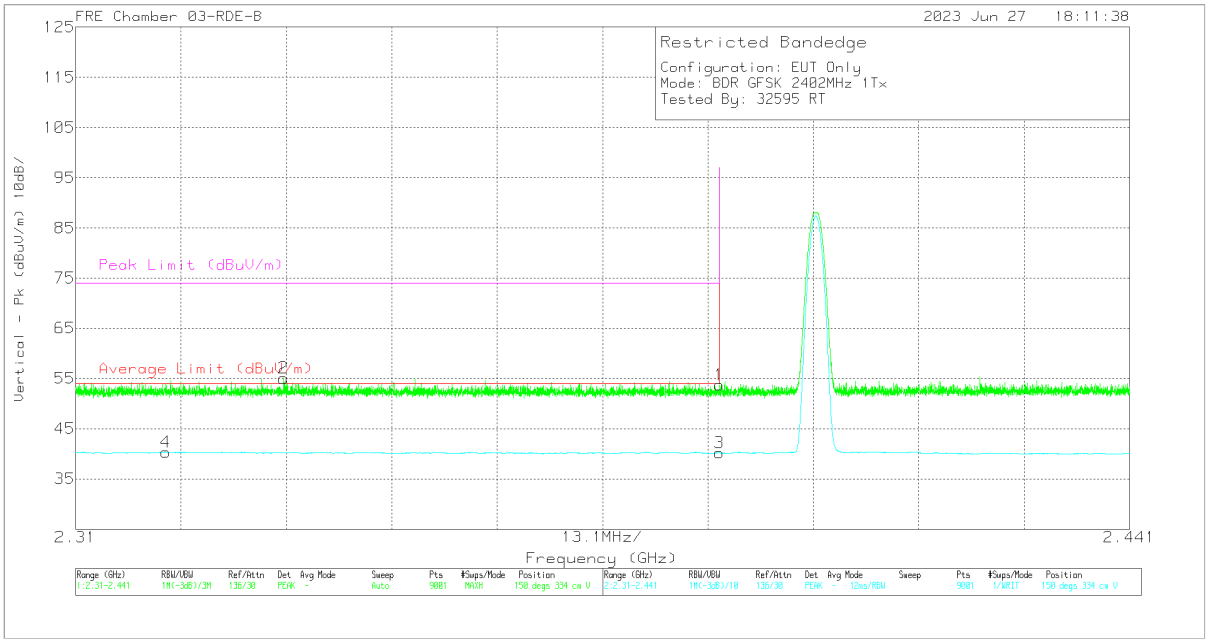

Marker	Frequency (GHz)	Meter Reading (dBuV)	Det	230300 ACF (dB/m)	DCCF (dB)	Gain/Loss (dB)	Corrected Reading (dBuV/m)	Average Limit (dBuV/m)	Margin (dB)	Peak Limit (dBuV/m)	PK Margin (dB)	Azimuth (Degs)	Height (cm)	Polarity
1	* 2.39	62.67	Pk	32.2	0	-41.2	53.67	-	-	74	-20.33	150	334	V
2	* 2.335837	64.14	Pk	32.1	0	-41.2	55.04	-	-	74	-18.96	150	334	V
3	* 2.39	49.18	VA1T	32.2	0	-41.2	40.18	54	-13.82	-	-	150	334	V
4	* 2.321237	49.36	VA1T	32.1	0	-41.12	40.34	54	-13.66	-	-	150	334	V

* - indicates frequency in CFR47 Pt 15 / IC RSS-Restricted Band
Pk - Peak detector
VA1T - FHSS: Linear Voltage Average VB=1/Ton where: Ton is transmit duration

UL VERIFICATION SERVICES INC.
47173 Benicia Street, Fremont, CA 94538; USA. TEL:(510) 319-4000 FAX:(510) 661-0888
This report shall not be reproduced except in full, without the written approval of UL Verification Services Inc.

BANDEDGE (HIGH CHANNEL)

HORIZONTAL RESULT

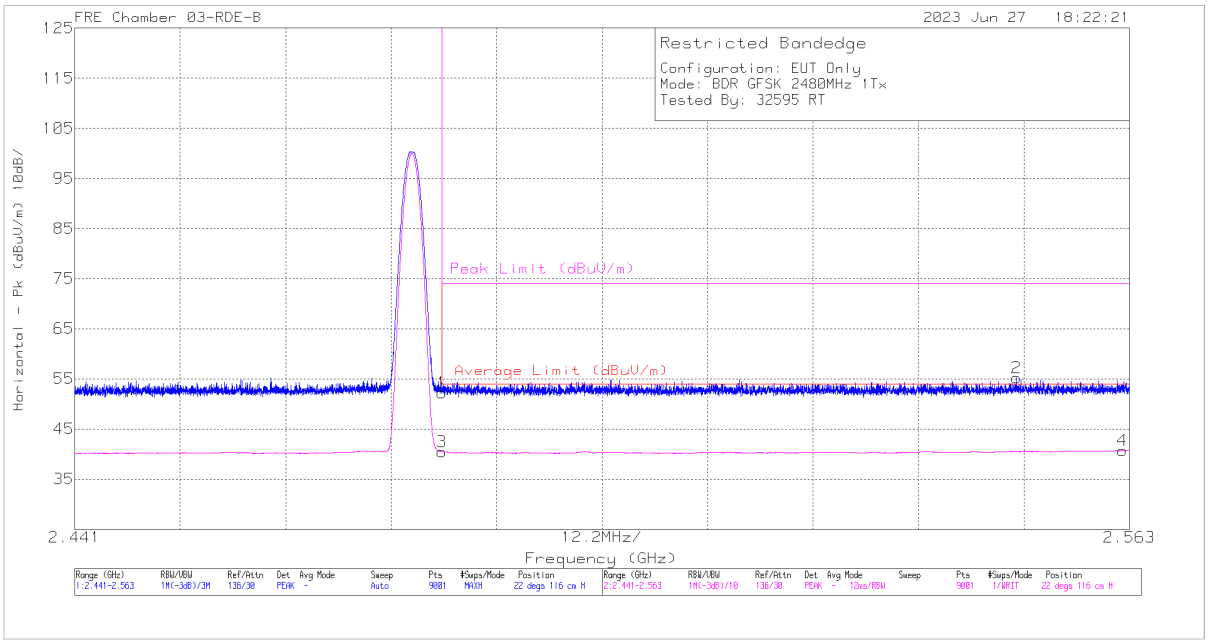

Marker	Frequency (GHz)	Meter Reading (dBuV)	Det	230300 ACF (dB/m)	DCCF (dB)	Gain/Loss (dB)	Corrected Reading (dBuV/m)	Average Limit (dBuV/m)	Margin (dB)	Peak Limit (dBuV/m)	PK Margin (dB)	Azimuth (Degs)	Height (cm)	Polarity
1	* 2.4835	61.16	Pk	32.2	0	-41.15	52.21	-	-	74	-21.79	22	116	H
3	* 2.4835	49.43	VA1T	32.2	0	-41.15	40.48	54	-13.52	-	-	22	116	H
2	2.549936	63.85	Pk	32.3	0	-40.9	55.25	-	-	74	-18.75	22	116	H
4	2.562191	49.2	VA1T	32.3	0	-40.8	40.7	54	-13.3	-	-	22	116	H

* - indicates frequency in CFR47 Pt 15 / IC RSS-Restricted Band
Pk - Peak detector
VA1T - FHSS: Linear Voltage Average VB=1/Ton where: Ton is transmit duration

UL VERIFICATION SERVICES INC.
47173 Benicia Street, Fremont, CA 94538; USA. TEL:(510) 319-4000 FAX:(510) 661-0888
This report shall not be reproduced except in full, without the written approval of UL Verification Services Inc.

VERTICAL RESULT

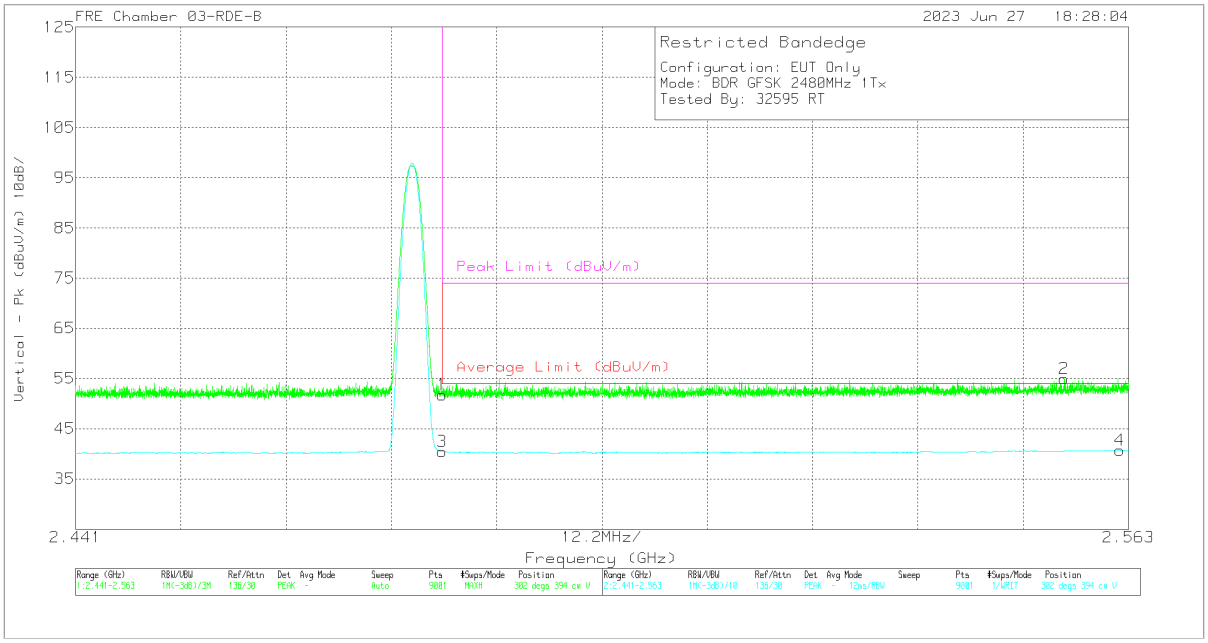

Marker	Frequency (GHz)	Meter Reading (dBuV)	Det	230300 ACF (dB/m)	DCCF (dB)	Gain/Loss (dB)	Corrected Reading (dBuV/m)	Average Limit (dBuV/m)	Margin (dB)	Peak Limit (dBuV/m)	PK Margin (dB)	Azimuth (Degs)	Height (cm)	Polarity
1	* 2.4835	60.73	Pk	32.2	0	-41.15	51.78	-	-	74	-22.22	302	394	V
3	* 2.4835	49.38	VA1T	32.2	0	-41.15	40.43	54	-13.57	-	-	302	394	V
2	2.555562	63.63	Pk	32.3	0	-40.94	54.99	-	-	74	-19.01	302	394	V
4	2.562014	49.2	VA1T	32.3	0	-40.8	40.7	54	-13.3	-	-	302	394	V

* - indicates frequency in CFR47 Pt 15 / IC RSS-Restricted Band
Pk - Peak detector
VA1T - FHSS: Linear Voltage Average VB=1/Ton where: Ton is transmit duration

UL VERIFICATION SERVICES INC.
47173 Benicia Street, Fremont, CA 94538; USA. TEL:(510) 319-4000 FAX:(510) 661-0888
This report shall not be reproduced except in full, without the written approval of UL Verification Services Inc.

ANT 3

BANDEDGE (LOW CHANNEL)

HORIZONTAL RESULT

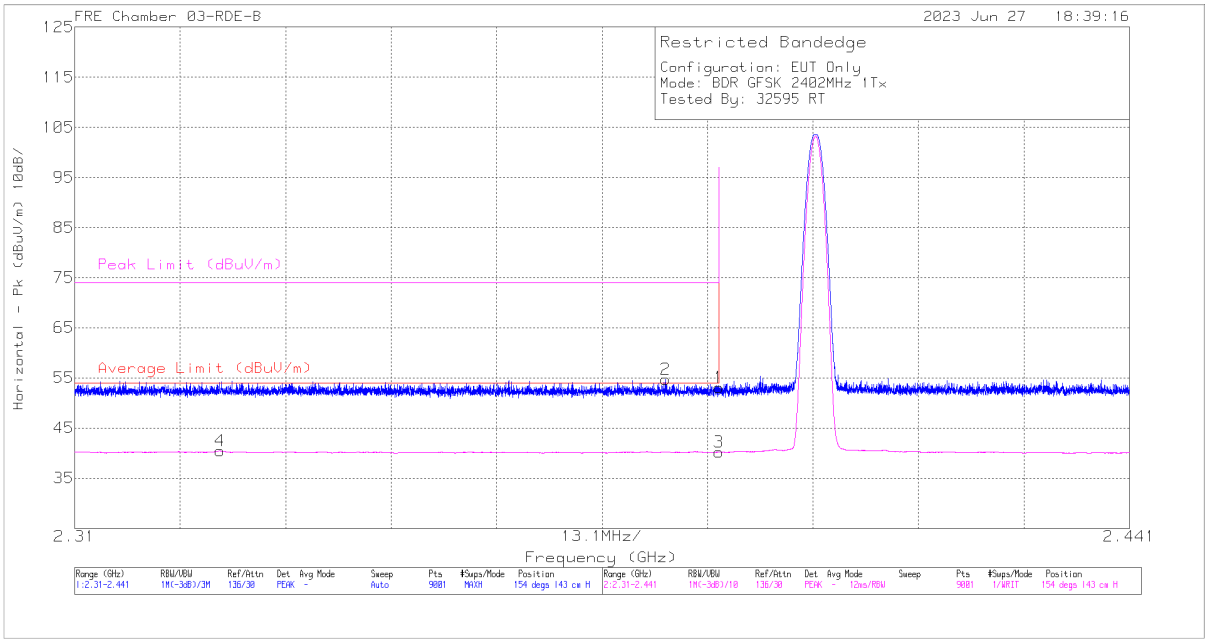

Marker	Frequency (GHz)	Meter Reading (dBuV)	Det	230300 ACF (dB/m)	DCCF (dB)	Gain/Loss (dB)	Corrected Reading (dBuV/m)	Average Limit (dBuV/m)	Margin (dB)	Peak Limit (dBuV/m)	PK Margin (dB)	Azimuth (Degs)	Height (cm)	Polarity
1	* 2.39	62.08	Pk	32.2	0	-41.2	53.08	-	-	74	-20.92	154	143	H
2	* 2.383362	63.67	Pk	32.2	0	-41.2	54.67	-	-	74	-19.33	154	143	H
3	* 2.39	49.21	VA1T	32.2	0	-41.2	40.21	54	-13.79	-	-	154	143	H
4	* 2.32802	49.54	VA1T	32.1	0	-41.2	40.44	54	-13.56	-	-	154	143	H

* - indicates frequency in CFR47 Pt 15 / IC RSS-Restricted Band
Pk - Peak detector
VA1T - FHSS: Linear Voltage Average VB=1/Ton where: Ton is transmit duration

UL VERIFICATION SERVICES INC.
47173 Benicia Street, Fremont, CA 94538; USA. TEL:(510) 319-4000 FAX:(510) 661-0888
This report shall not be reproduced except in full, without the written approval of UL Verification Services Inc.

VERTICAL RESULT

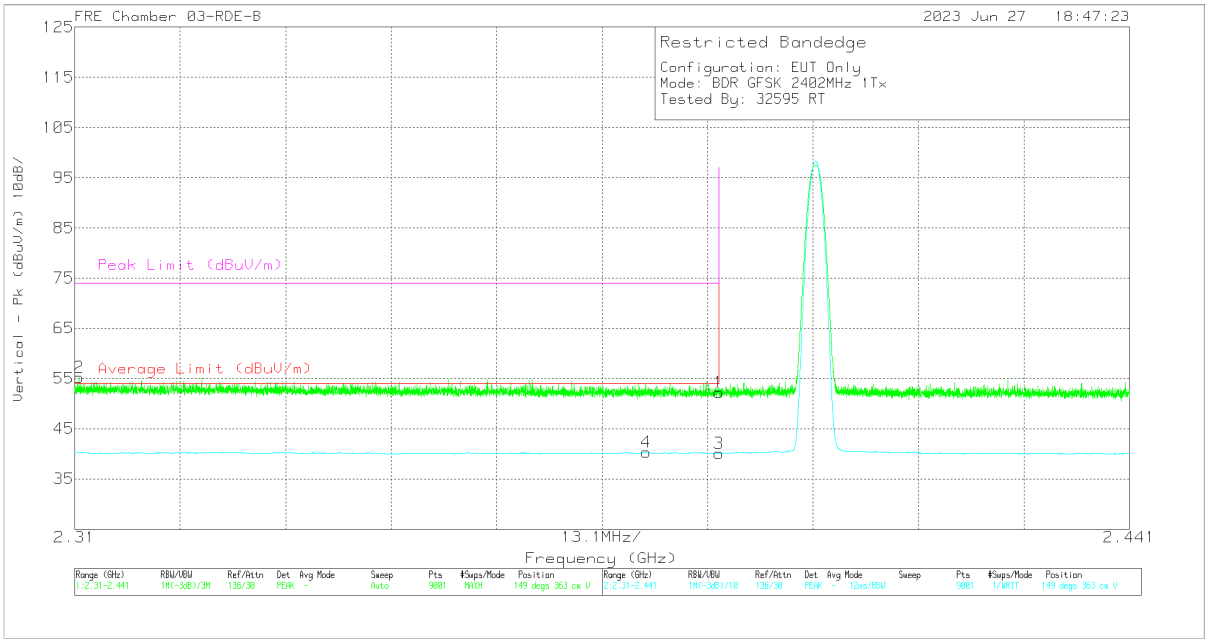

Marker	Frequency (GHz)	Meter Reading (dBuV)	Det	230300 ACF (dB/m)	DCCF (dB)	Gain/Loss (dB)	Corrected Reading (dBuV/m)	Average Limit (dBuV/m)	Margin (dB)	Peak Limit (dBuV/m)	PK Margin (dB)	Azimuth (Degs)	Height (cm)	Polarity
1	* 2.39	61.18	Pk	32.2	0	-41.2	52.18	-	-	74	-21.82	149	363	V
2	* 2.310539	64.31	Pk	32	0	-41.1	55.21	-	-	74	-18.79	149	363	V
3	* 2.39	49.13	VA1T	32.2	0	-41.2	40.13	54	-13.87	-	-	149	363	V
4	* 2.380975	49.31	VA1T	32.1	0	-41.1	40.31	54	-13.69	-	-	149	363	V

* - indicates frequency in CFR47 Pt 15 / IC RSS-Restricted Band
Pk - Peak detector
VA1T - FHSS: Linear Voltage Average VB=1/Ton where: Ton is transmit duration

UL VERIFICATION SERVICES INC.
47173 Benicia Street, Fremont, CA 94538; USA. TEL:(510) 319-4000 FAX:(510) 661-0888
This report shall not be reproduced except in full, without the written approval of UL Verification Services Inc.

BANDEDGE (HIGH CHANNEL)

HORIZONTAL RESULT

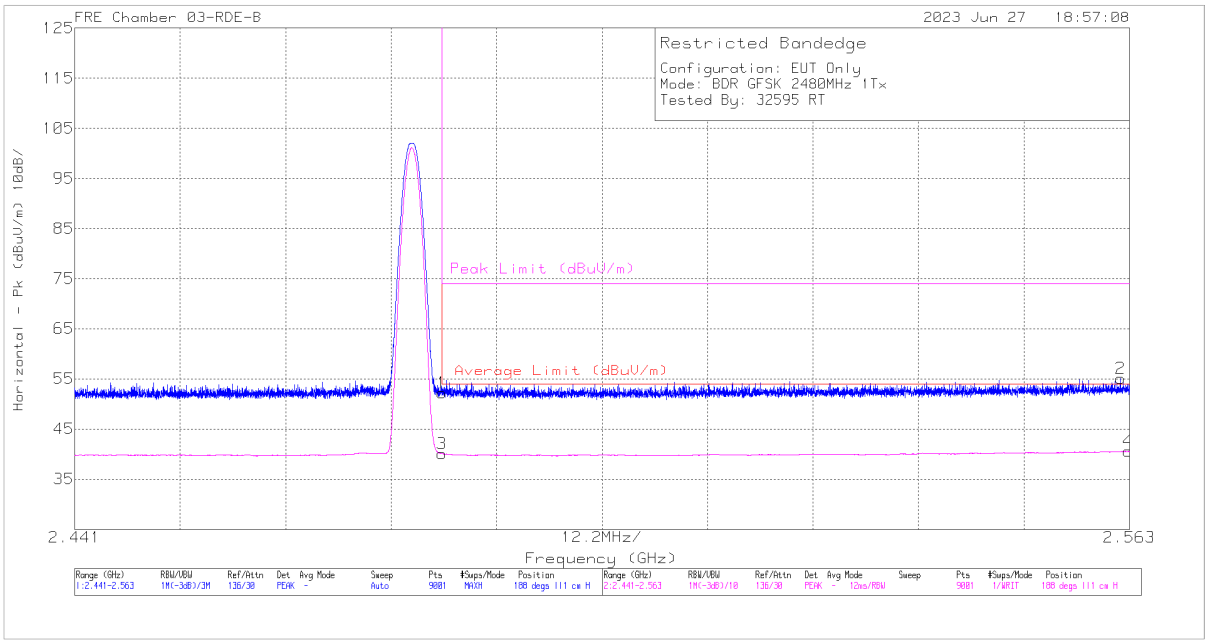

Marker	Frequency (GHz)	Meter Reading (dBuV)	Det	230300 ACF (dB/m)	DCCF (dB)	Gain/Loss (dB)	Corrected Reading (dBuV/m)	Average Limit (dBuV/m)	Margin (dB)	Peak Limit (dBuV/m)	PK Margin (dB)	Azimuth (Degs)	Height (cm)	Polarity
1	* 2.4835	61.21	Pk	32.2	0	-41.15	52.26	-	-	74	-21.74	188	111	H
3	* 2.4835	48.99	VA1T	32.2	0	-41.15	40.04	54	-13.96	-	-	188	111	H
2	2.561974	63.56	Pk	32.3	0	-40.8	55.06	-	-	74	-18.94	188	111	H
4	2.562855	49.04	VA1T	32.3	0	-40.8	40.54	54	-13.46	-	-	188	111	H

* - indicates frequency in CFR47 Pt 15 / IC RSS-Restricted Band
Pk - Peak detector
VA1T - FHSS: Linear Voltage Average VB=1/Ton where: Ton is transmit duration

UL VERIFICATION SERVICES INC.
47173 Benicia Street, Fremont, CA 94538; USA. TEL:(510) 319-4000 FAX:(510) 661-0888
This report shall not be reproduced except in full, without the written approval of UL Verification Services Inc.

VERTICAL RESULT

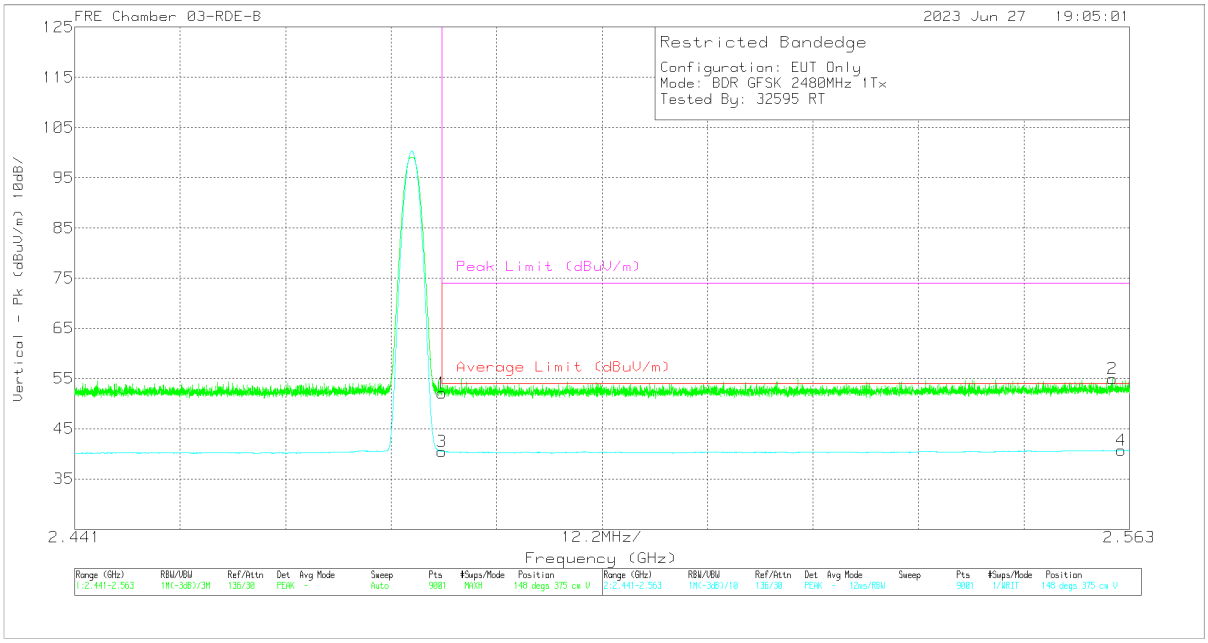

Marker	Frequency (GHz)	Meter Reading (dBuV)	Det	230300 ACF (dB/m)	DCCF (dB)	Gain/Loss (dB)	Corrected Reading (dBuV/m)	Average Limit (dBuV/m)	Margin (dB)	Peak Limit (dBuV/m)	PK Margin (dB)	Azimuth (Degs)	Height (cm)	Polarity
1	* 2.4835	61.09	Pk	32.2	0	-41.15	52.14	-	-	74	-21.86	148	375	V
3	* 2.4835	49.45	VA1T	32.2	0	-41.15	40.5	54	-13.5	-	-	148	375	V
2	2.561038	63.61	Pk	32.3	0	-40.9	55.01	-	-	74	-18.99	148	375	V
4	2.562042	49.22	VA1T	32.3	0	-40.8	40.72	54	-13.28	-	-	148	375	V

* - indicates frequency in CFR47 Pt 15 / IC RSS-Restricted Band
Pk - Peak detector
VA1T - FHSS: Linear Voltage Average VB=1/Ton where: Ton is transmit duration

UL VERIFICATION SERVICES INC.
47173 Benicia Street, Fremont, CA 94538; USA. TEL:(510) 319-4000 FAX:(510) 661-0888
This report shall not be reproduced except in full, without the written approval of UL Verification Services Inc.

10.1.6. LOW POWER BASIC DATA RATE TXBF GFSK MODULATION

BANDEDGE (LOW CHANNEL)

HORIZONTAL RESULT

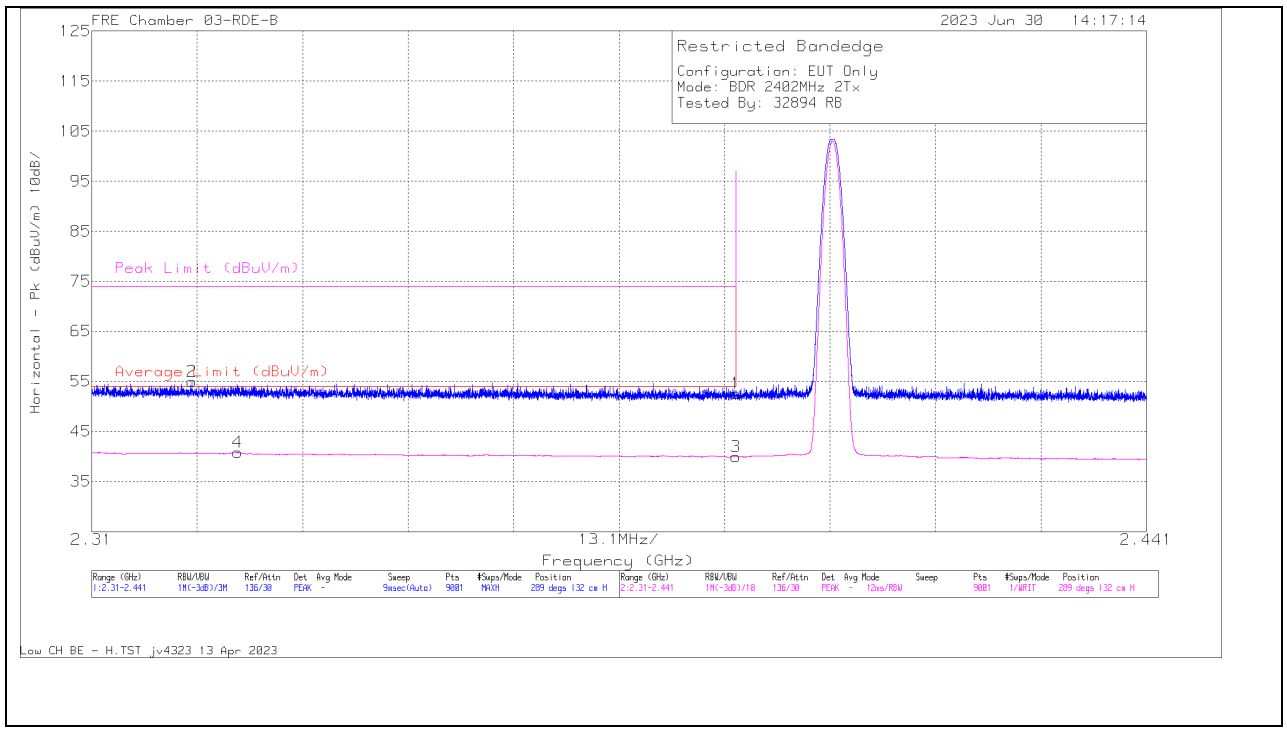

Marker	Frequency (GHz)	Meter Reading (dBuV)	Det	230300 ACF (dB/m)	Gain/Loss (dB)	Corrected Reading (dBuV/m)	Average Limit (dBuV/m)	Margin (dB)	Peak Limit (dBuV/m)	PK Margin (dB)	Azimuth (Degs)	Height (cm)	Polarity
1	* 2.39	61.54	Pk	32.2	-41.2	52.54	-	-	74	-21.46	289	132	H
2	* 2.32246	64.05	Pk	32.1	-41.15	55	-	-	74	-19	289	132	H
3	* 2.39	49	VA1T	32.2	-41.2	40	54	-14	-	-	289	132	H
4	* 2.328122	49.92	VA1T	32.1	-41.2	40.82	54	-13.18	-	-	289	132	H

* - indicates frequency in CFR47 Pt 15 / IC RSS-Restricted Band
Pk - Peak detector
VA1T - FHSS: Linear Voltage Average VB=1/Ton where: Ton is transmit duration

UL VERIFICATION SERVICES INC.
47173 Benicia Street, Fremont, CA 94538; USA. TEL:(510) 319-4000 FAX:(510) 661-0888
This report shall not be reproduced except in full, without the written approval of UL Verification Services Inc.

VERTICAL RESULT

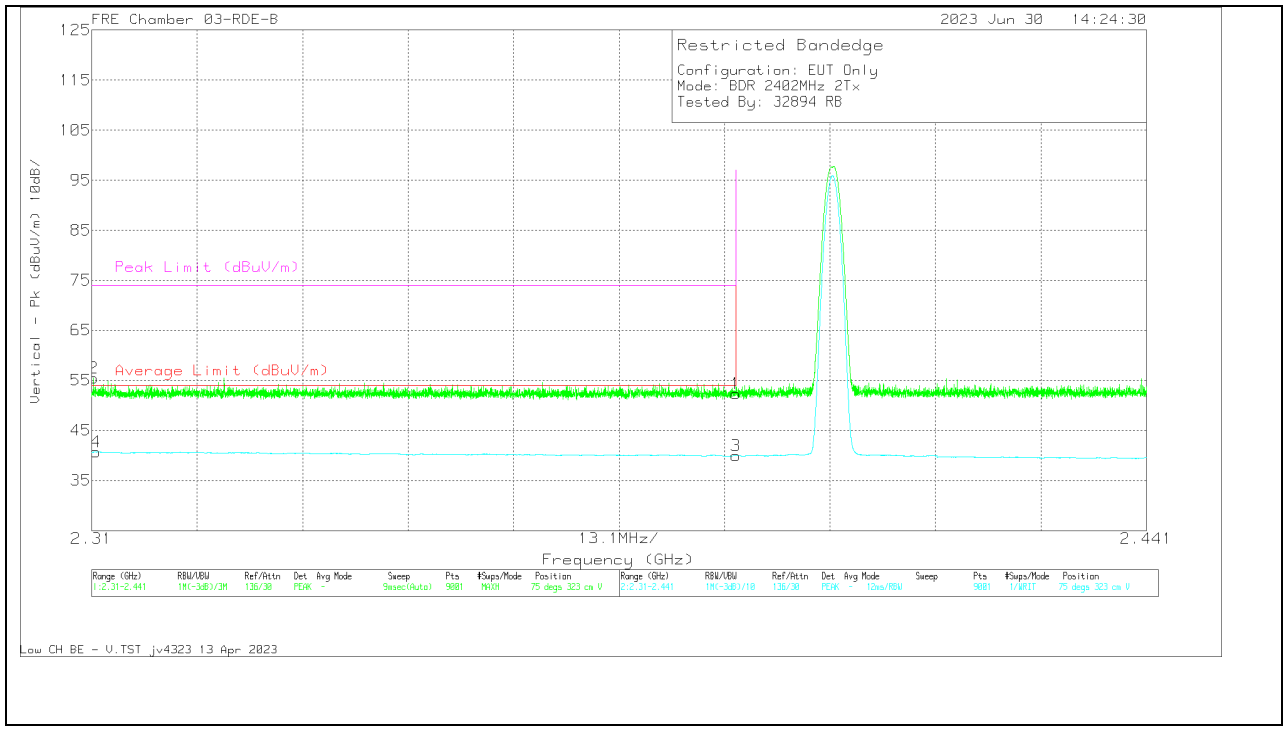

Marker	Frequency (GHz)	Meter Reading (dBuV)	Det	230300 ACF (dB/m)	Gain/Loss (dB)	Corrected Reading (dBuV/m)	Average Limit (dBuV/m)	Margin (dB)	Peak Limit (dBuV/m)	PK Margin (dB)	Azimuth (Degs)	Height (cm)	Polarity
1	* 2.39	61.35	Pk	32.2	-41.2	52.35	-	-	74	-21.65	75	323	V
2	* 2.310218	64.56	Pk	32	-41.1	55.46	-	-	74	-18.54	75	323	V
3	* 2.39	49.01	VA1T	32.2	-41.2	40.01	54	-13.99	-	-	75	323	V
4	* 2.310524	49.82	VA1T	32	-41.1	40.72	54	-13.28	-	-	75	323	V

* - indicates frequency in CFR47 Pt 15 / IC RSS-Restricted Band
Pk - Peak detector
VA1T - FHSS: Linear Voltage Average VB=1/Ton where: Ton is transmit duration

UL VERIFICATION SERVICES INC.
47173 Benicia Street, Fremont, CA 94538; USA. TEL:(510) 319-4000 FAX:(510) 661-0888
This report shall not be reproduced except in full, without the written approval of UL Verification Services Inc.

BANDEDGE (HIGH CHANNEL)

HORIZONTAL RESULT

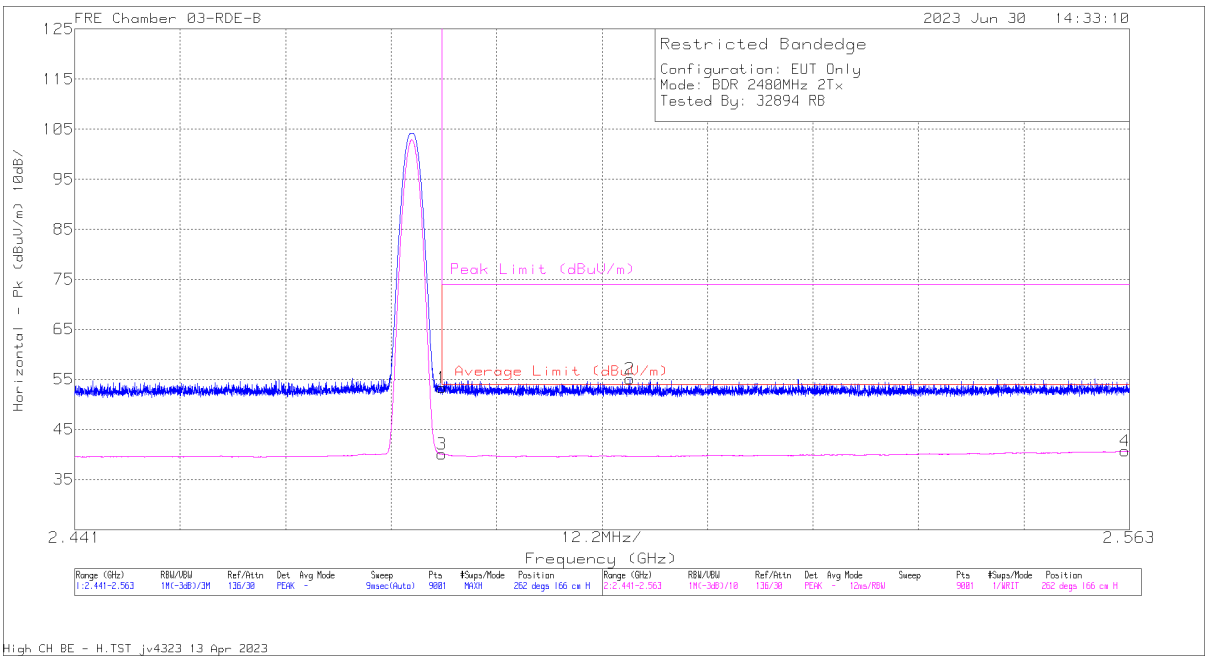

Marker	Frequency (GHz)	Meter Reading (dBuV)	Det	230300 ACF (dB/m)	Gain/Loss (dB)	Corrected Reading (dBuV/m)	Average Limit (dBuV/m)	Margin (dB)	Peak Limit (dBuV/m)	PK Margin (dB)	Azimuth (Degs)	Height (cm)	Polarity
1	* 2.4835	62.3	Pk	32.2	-41.15	53.35	-	-	74	-20.65	262	166	H
3	* 2.4835	48.98	VA1T	32.2	-41.15	40.03	54	-13.97	-	-	262	166	H
2	2.505188	64.04	Pk	32.2	-41.1	55.14	-	-	74	-18.86	262	166	H
4	2.562462	49.16	VA1T	32.3	-40.8	40.66	54	-13.34	-	-	262	166	H

* - indicates frequency in CFR47 Pt 15 / IC RSS-Restricted Band
Pk - Peak detector
VA1T - FHSS: Linear Voltage Average VB=1/Ton where: Ton is transmit duration

UL VERIFICATION SERVICES INC.
47173 Benicia Street, Fremont, CA 94538; USA. TEL:(510) 319-4000 FAX:(510) 661-0888
This report shall not be reproduced except in full, without the written approval of UL Verification Services Inc.

VERTICAL RESULT

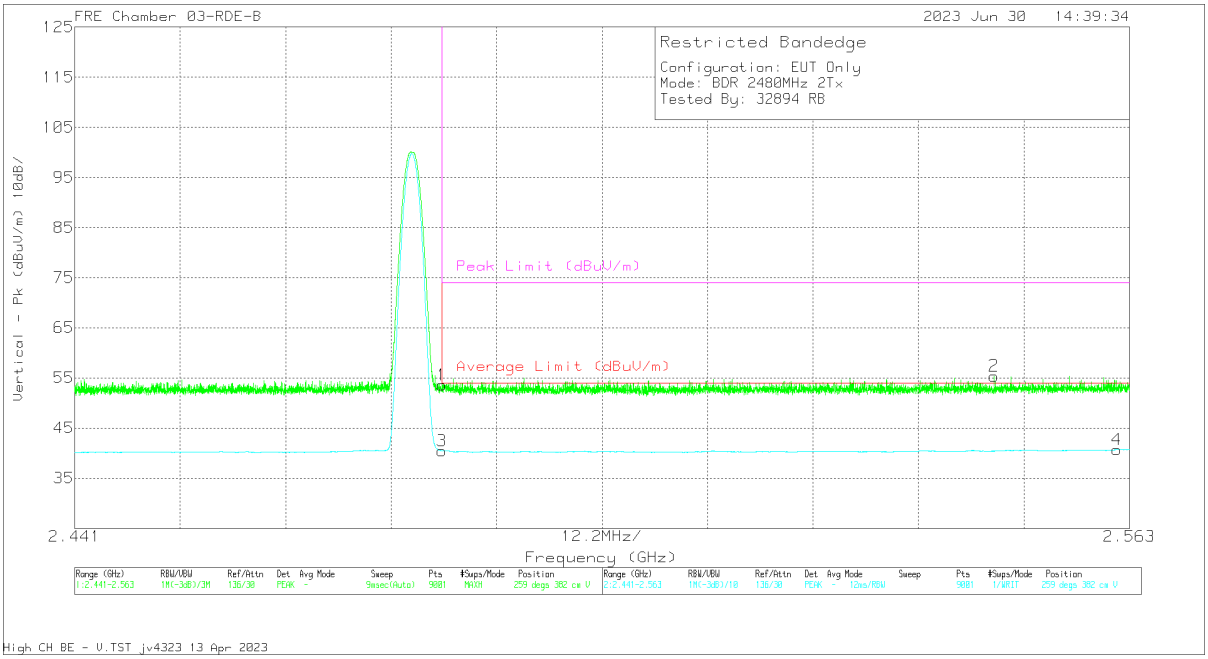

Marker	Frequency (GHz)	Meter Reading (dBuV)	Det	230300 ACF (dB/m)	Gain/Loss (dB)	Corrected Reading (dBuV/m)	Average Limit (dBuV/m)	Margin (dB)	Peak Limit (dBuV/m)	PK Margin (dB)	Azimuth (Degs)	Height (cm)	Polarity
1	* 2.4835	62.53	Pk	32.2	-41.15	53.58	-	-	74	-20.42	259	382	V
3	* 2.4835	49.43	VA1T	32.2	-41.15	40.48	54	-13.52	-	-	259	382	V
2	2.54732	64.08	Pk	32.3	-40.97	55.41	-	-	74	-18.59	259	382	V
4	2.561567	49.23	VA1T	32.3	-40.84	40.69	54	-13.31	-	-	259	382	V

* - indicates frequency in CFR47 Pt 15 / IC RSS-Restricted Band
Pk - Peak detector
VA1T - FHSS: Linear Voltage Average VB=1/Ton where: Ton is transmit duration

UL VERIFICATION SERVICES INC.
47173 Benicia Street, Fremont, CA 94538; USA. TEL:(510) 319-4000 FAX:(510) 661-0888
This report shall not be reproduced except in full, without the written approval of UL Verification Services Inc.

10.1.7. LOW POWER ENHANCED DATA RATE 8PSK MODULATION

ANT 4

BANDEDGE (LOW CHANNEL)

HORIZONTAL RESULT

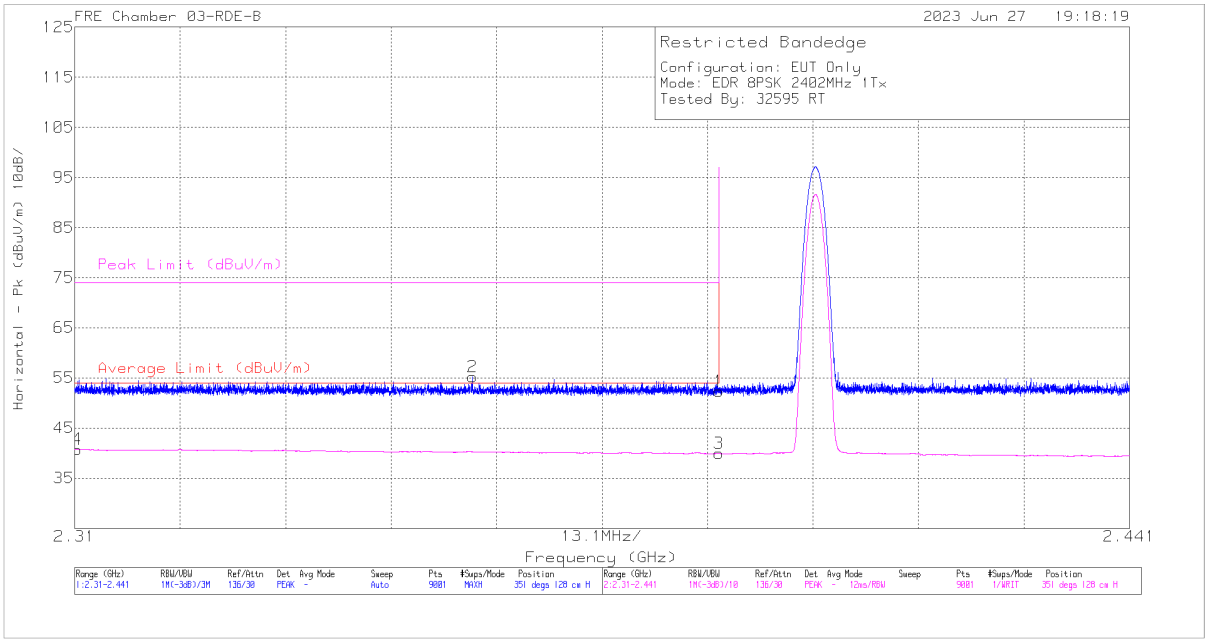

Marker	Frequency (GHz)	Meter Reading (dBuV)	Det	230300 ACF (dB/m)	DCCF (dB)	Gain/Loss (dB)	Corrected Reading (dBuV/m)	Average Limit (dBuV/m)	Margin (dB)	Peak Limit (dBuV/m)	PK Margin (dB)	Azimuth (Degs)	Height (cm)	Polarity
1	* 2.39	61.36	Pk	32.2	0	-41.2	52.36	-	-	74	-21.64	351	128	H
2	* 2.359389	64.23	Pk	32.1	0	-41.14	55.19	-	-	74	-18.81	351	128	H
3	* 2.39	48.96	VA1T	32.2	0	-41.2	39.96	54	-14.04	-	-	351	128	H
4	* 2.31032	49.87	VA1T	32	0	-41.1	40.77	54	-13.23	-	-	351	128	H

* - indicates frequency in CFR47 Pt 15 / IC RSS-Restricted Band
Pk - Peak detector
VA1T - FHSS: Linear Voltage Average VB=1/Ton where: Ton is transmit duration

UL VERIFICATION SERVICES INC.
47173 Benicia Street, Fremont, CA 94538; USA. TEL:(510) 319-4000 FAX:(510) 661-0888
This report shall not be reproduced except in full, without the written approval of UL Verification Services Inc.

VERTICAL RESULT

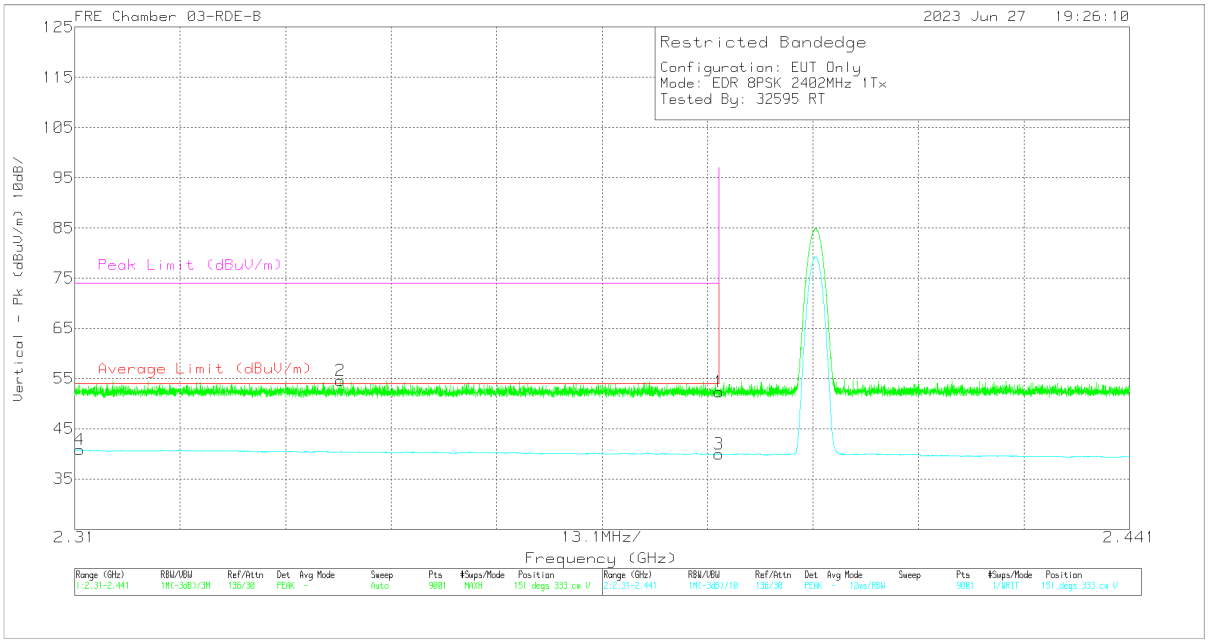

Marker	Frequency (GHz)	Meter Reading (dBuV)	Det	230300 ACF (dB/m)	DCCF (dB)	Gain/Loss (dB)	Corrected Reading (dBuV/m)	Average Limit (dBuV/m)	Margin (dB)	Peak Limit (dBuV/m)	PK Margin (dB)	Azimuth (Degs)	Height (cm)	Polarity
1	* 2.39	61.38	Pk	32.2	0	-41.2	52.38	-	-	74	-21.62	151	333	V
2	* 2.343013	63.75	Pk	32.1	0	-41.2	54.65	-	-	74	-19.35	151	333	V
3	* 2.39	48.91	VA1T	32.2	0	-41.2	39.91	54	-14.09	-	-	151	333	V
4	* 2.310626	49.91	VA1T	32	0	-41.1	40.81	54	-13.19	-	-	151	333	V

* - indicates frequency in CFR47 Pt 15 / IC RSS-Restricted Band
Pk - Peak detector
VA1T - FHSS: Linear Voltage Average VB=1/Ton where: Ton is transmit duration

UL VERIFICATION SERVICES INC.
47173 Benicia Street, Fremont, CA 94538; USA. TEL:(510) 319-4000 FAX:(510) 661-0888
This report shall not be reproduced except in full, without the written approval of UL Verification Services Inc.

BANDEDGE (HIGH CHANNEL)

HORIZONTAL RESULT

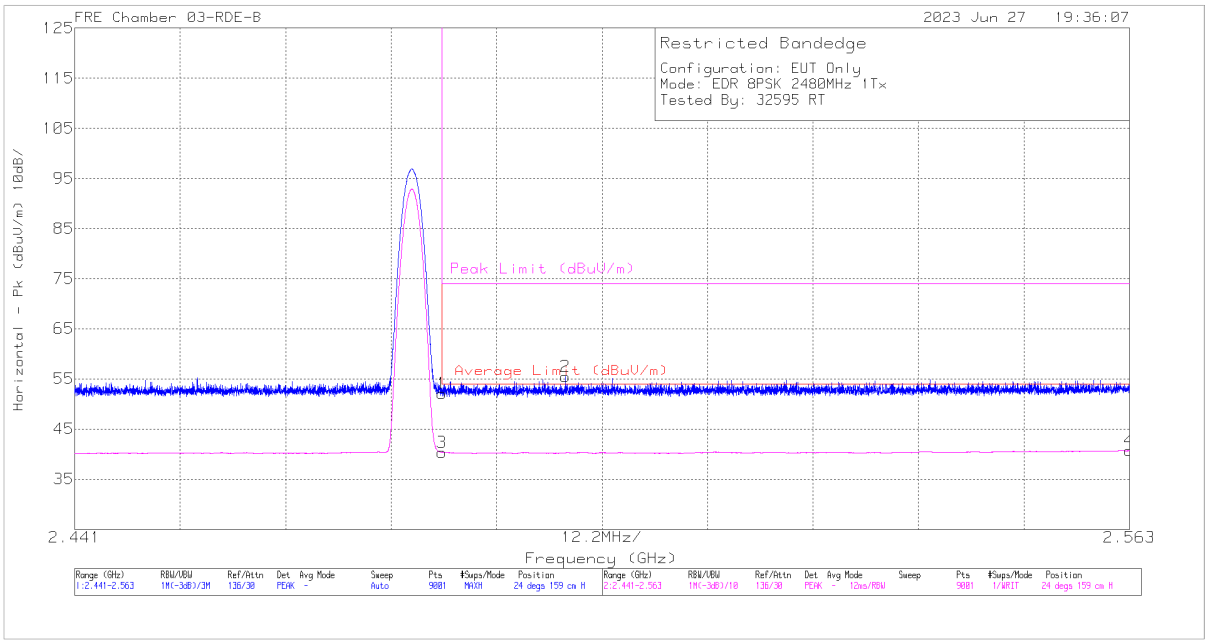

Marker	Frequency (GHz)	Meter Reading (dBuV)	Det	230300 ACF (dB/m)	DCCF (dB)	Gain/Loss (dB)	Corrected Reading (dBuV/m)	Average Limit (dBuV/m)	Margin (dB)	Peak Limit (dBuV/m)	PK Margin (dB)	Azimuth (Degs)	Height (cm)	Polarity
1	* 2.4835	61.06	Pk	32.2	0	-41.15	52.11	-	-	74	-21.89	24	159	H
2	* 2.497786	64.39	Pk	32.2	0	-41.12	55.47	-	-	74	-18.53	24	159	H
3	* 2.4835	49.34	VA1T	32.2	0	-41.15	40.39	54	-13.61	-	-	24	159	H
4	2.563	49.22	VA1T	32.3	0	-40.8	40.72	54	-13.28	-	-	24	159	H

* - indicates frequency in CFR47 Pt 15 / IC RSS-Restricted Band
Pk - Peak detector
VA1T - FHSS: Linear Voltage Average VB=1/Ton where: Ton is transmit duration

UL VERIFICATION SERVICES INC.
47173 Benicia Street, Fremont, CA 94538; USA. TEL:(510) 319-4000 FAX:(510) 661-0888
This report shall not be reproduced except in full, without the written approval of UL Verification Services Inc.

VERTICAL RESULT

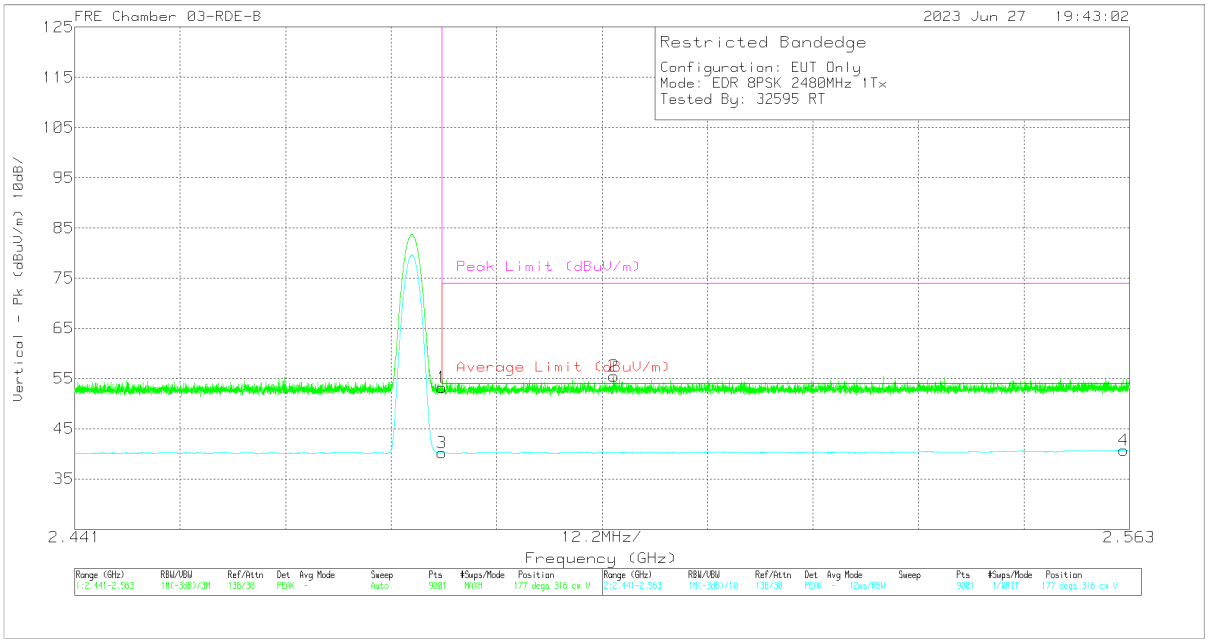

Marker	Frequency (GHz)	Meter Reading (dBuV)	Det	230300 ACF (dB/m)	DCCF (dB)	Gain/Loss (dB)	Corrected Reading (dBuV/m)	Average Limit (dBuV/m)	Margin (dB)	Peak Limit (dBuV/m)	PK Margin (dB)	Azimuth (Degs)	Height (cm)	Polarity
1	* 2.4835	62.16	Pk	32.2	0	-41.15	53.21	-	-	74	-20.79	177	316	V
3	* 2.4835	49.12	VA1T	32.2	0	-41.15	40.17	54	-13.83	-	-	177	316	V
2	2.503371	64.36	Pk	32.2	0	-41.06	55.5	-	-	74	-18.5	177	316	V
4	2.562367	49.19	VA1T	32.3	0	-40.8	40.69	54	-13.31	-	-	177	316	V

* - indicates frequency in CFR47 Pt 15 / IC RSS-Restricted Band
Pk - Peak detector
VA1T - FHSS: Linear Voltage Average VB=1/Ton where: Ton is transmit duration

UL VERIFICATION SERVICES INC.
47173 Benicia Street, Fremont, CA 94538; USA. TEL:(510) 319-4000 FAX:(510) 661-0888
This report shall not be reproduced except in full, without the written approval of UL Verification Services Inc.

ANT 3

BANDEDGE (LOW CHANNEL)

HORIZONTAL RESULT

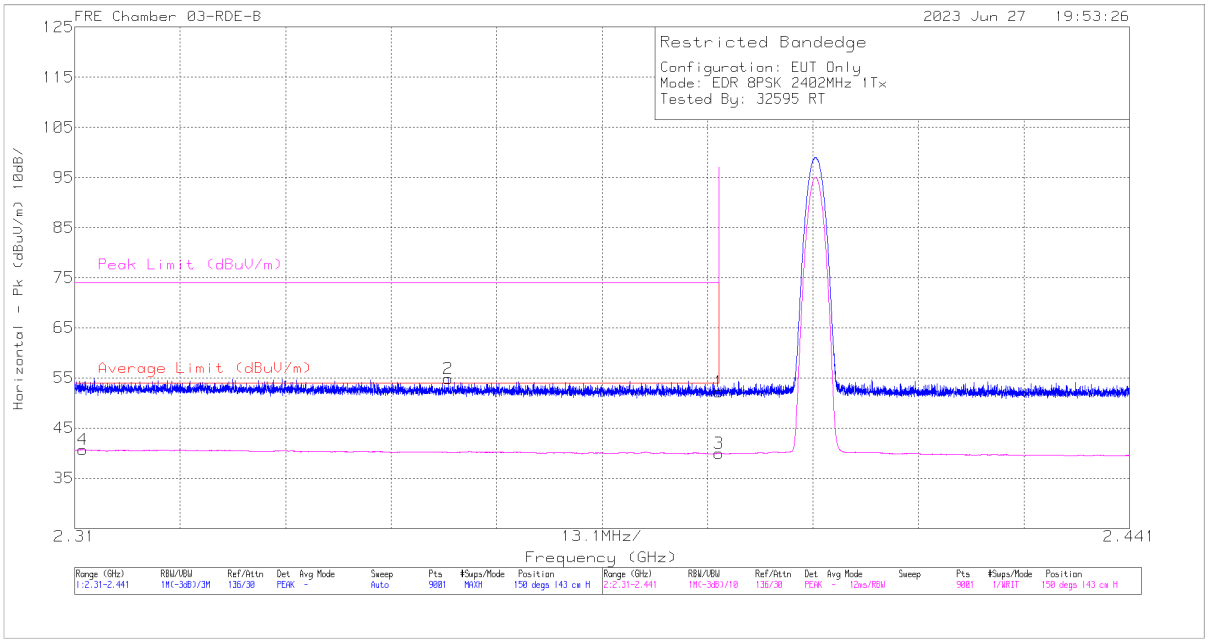

Marker	Frequency (GHz)	Meter Reading (dBuV)	Det	230300 ACF (dB/m)	DCCF (dB)	Gain/Loss (dB)	Corrected Reading (dBuV/m)	Average Limit (dBuV/m)	Margin (dB)	Peak Limit (dBuV/m)	PK Margin (dB)	Azimuth (Degs)	Height (cm)	Polarity
1	* 2.39	61.22	Pk	32.2	0	-41.2	52.22	-	-	74	-21.78	150	143	H
2	* 2.356375	64.03	Pk	32.1	0	-41.24	54.89	-	-	74	-19.11	150	143	H
3	* 2.39	48.93	VA1T	32.2	0	-41.2	39.93	54	-14.07	-	-	150	143	H
4	* 2.311019	49.8	VA1T	32	0	-41.1	40.7	54	-13.3	-	-	150	143	H

* - indicates frequency in CFR47 Pt 15 / IC RSS-Restricted Band
Pk - Peak detector
VA1T - FHSS: Linear Voltage Average VB=1/Ton where: Ton is transmit duration

UL VERIFICATION SERVICES INC.
47173 Benicia Street, Fremont, CA 94538; USA. TEL:(510) 319-4000 FAX:(510) 661-0888
This report shall not be reproduced except in full, without the written approval of UL Verification Services Inc.

VERTICAL RESULT

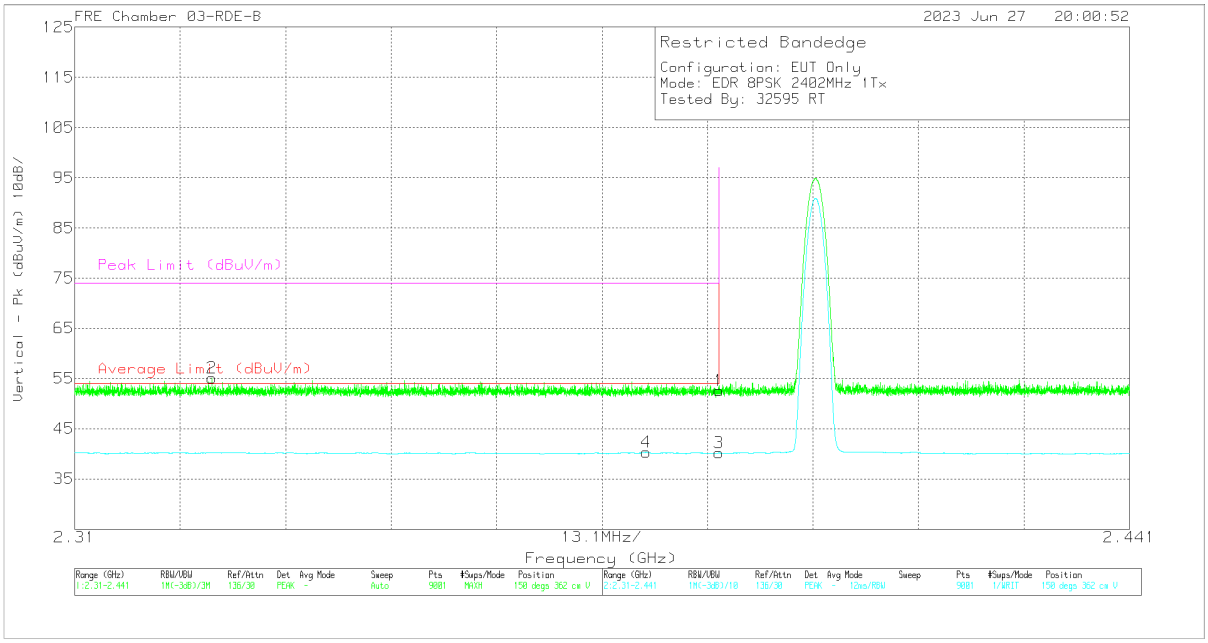

Marker	Frequency (GHz)	Meter Reading (dBuV)	Det	230300 ACF (dB/m)	DCCF (dB)	Gain/Loss (dB)	Corrected Reading (dBuV/m)	Average Limit (dBuV/m)	Margin (dB)	Peak Limit (dBuV/m)	PK Margin (dB)	Azimuth (Degs)	Height (cm)	Polarity
1	* 2.39	61.57	Pk	32.2	0	-41.2	52.57	-	-	74	-21.43	150	362	V
2	* 2.327031	64.15	Pk	32.1	0	-41.2	55.05	-	-	74	-18.95	150	362	V
3	* 2.39	49.17	VA1T	32.2	0	-41.2	40.17	54	-13.83	-	-	150	362	V
4	* 2.38099	49.3	VA1T	32.1	0	-41.1	40.3	54	-13.7	-	-	150	362	V

* - indicates frequency in CFR47 Pt 15 / IC RSS-Restricted Band
Pk - Peak detector
VA1T - FHSS: Linear Voltage Average VB=1/Ton where: Ton is transmit duration

UL VERIFICATION SERVICES INC.
47173 Benicia Street, Fremont, CA 94538; USA. TEL:(510) 319-4000 FAX:(510) 661-0888
This report shall not be reproduced except in full, without the written approval of UL Verification Services Inc.

BANDEDGE (HIGH CHANNEL)

HORIZONTAL RESULT

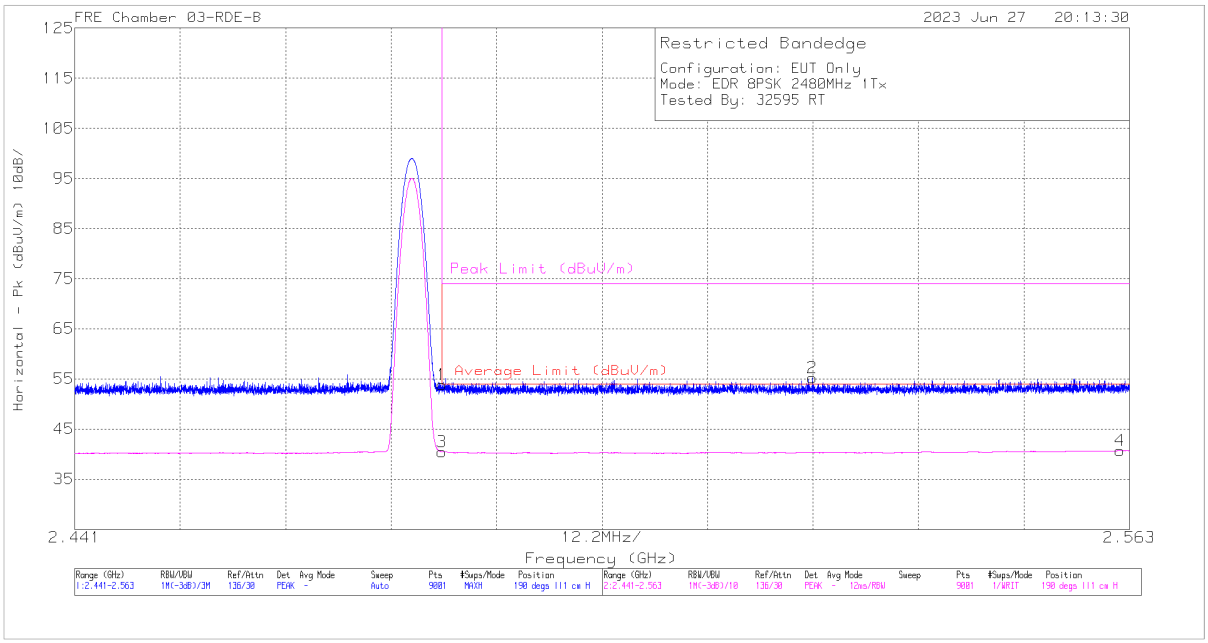

Marker	Frequency (GHz)	Meter Reading (dBuV)	Det	230300 ACF (dB/m)	DCCF (dB)	Gain/Loss (dB)	Corrected Reading (dBuV/m)	Average Limit (dBuV/m)	Margin (dB)	Peak Limit (dBuV/m)	PK Margin (dB)	Azimuth (Degs)	Height (cm)	Polarity
1	* 2.4835	62.85	Pk	32.2	0	-41.15	53.9	-	-	74	-20.1	190	111	H
3	* 2.4835	49.42	VA1T	32.2	0	-41.15	40.47	54	-13.53	-	-	190	111	H
2	2.526335	63.95	Pk	32.3	0	-41	55.25	-	-	74	-18.75	190	111	H
4	2.56192	49.22	VA1T	32.3	0	-40.81	40.71	54	-13.29	-	-	190	111	H

* - indicates frequency in CFR47 Pt 15 / IC RSS-Restricted Band
Pk - Peak detector
VA1T - FHSS: Linear Voltage Average VB=1/Ton where: Ton is transmit duration

UL VERIFICATION SERVICES INC.
47173 Benicia Street, Fremont, CA 94538; USA. TEL:(510) 319-4000 FAX:(510) 661-0888
This report shall not be reproduced except in full, without the written approval of UL Verification Services Inc.

VERTICAL RESULT

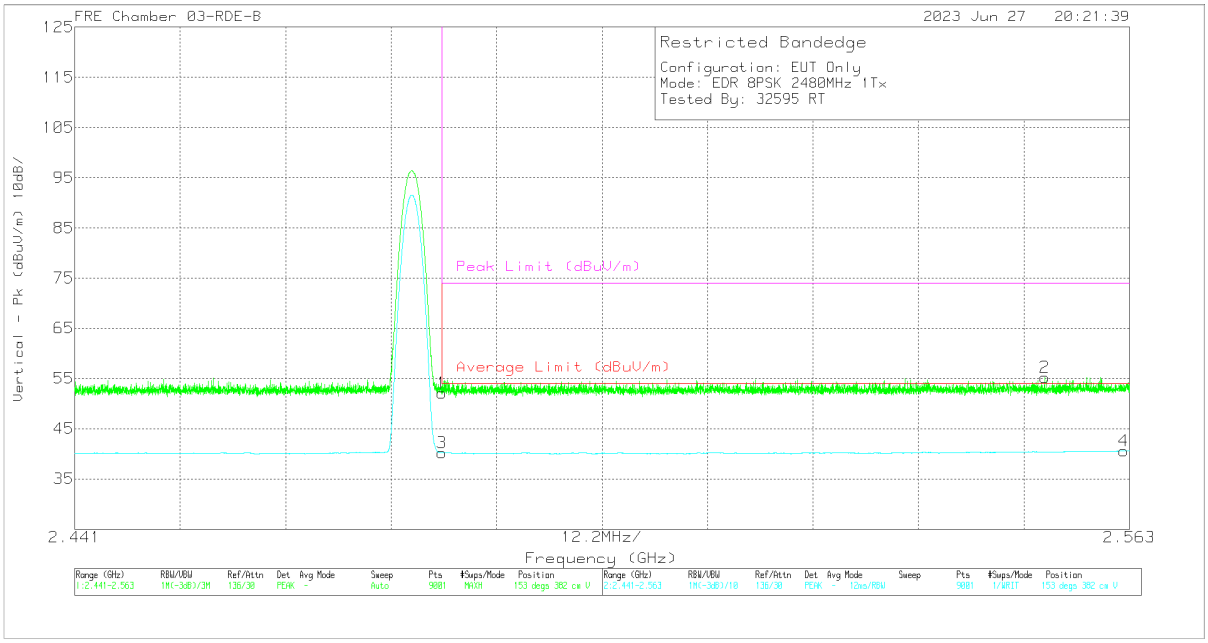

Marker	Frequency (GHz)	Meter Reading (dBuV)	Det	230300 ACF (dB/m)	DCCF (dB)	Gain/Loss (dB)	Corrected Reading (dBuV/m)	Average Limit (dBuV/m)	Margin (dB)	Peak Limit (dBuV/m)	PK Margin (dB)	Azimuth (Degs)	Height (cm)	Polarity
1	* 2.4835	61.04	Pk	32.2	0	-41.15	52.09	-	-	74	-21.91	153	382	V
3	* 2.4835	49.17	VA1T	32.2	0	-41.15	40.22	54	-13.78	-	-	153	382	V
2	2.553189	63.91	Pk	32.3	0	-41	55.21	-	-	74	-18.79	153	382	V
4	2.562313	49.13	VA1T	32.3	0	-40.8	40.63	54	-13.37	-	-	153	382	V

* - indicates frequency in CFR47 Pt 15 / IC RSS-Restricted Band
Pk - Peak detector
VA1T - FHSS: Linear Voltage Average VB=1/Ton where: Ton is transmit duration

UL VERIFICATION SERVICES INC.
47173 Benicia Street, Fremont, CA 94538; USA. TEL:(510) 319-4000 FAX:(510) 661-0888
This report shall not be reproduced except in full, without the written approval of UL Verification Services Inc.

10.1.8. LOW POWER BASIC DATA RATE TXBF 8PSK MODULATION

BANDEDGE (LOW CHANNEL)

HORIZONTAL RESULT

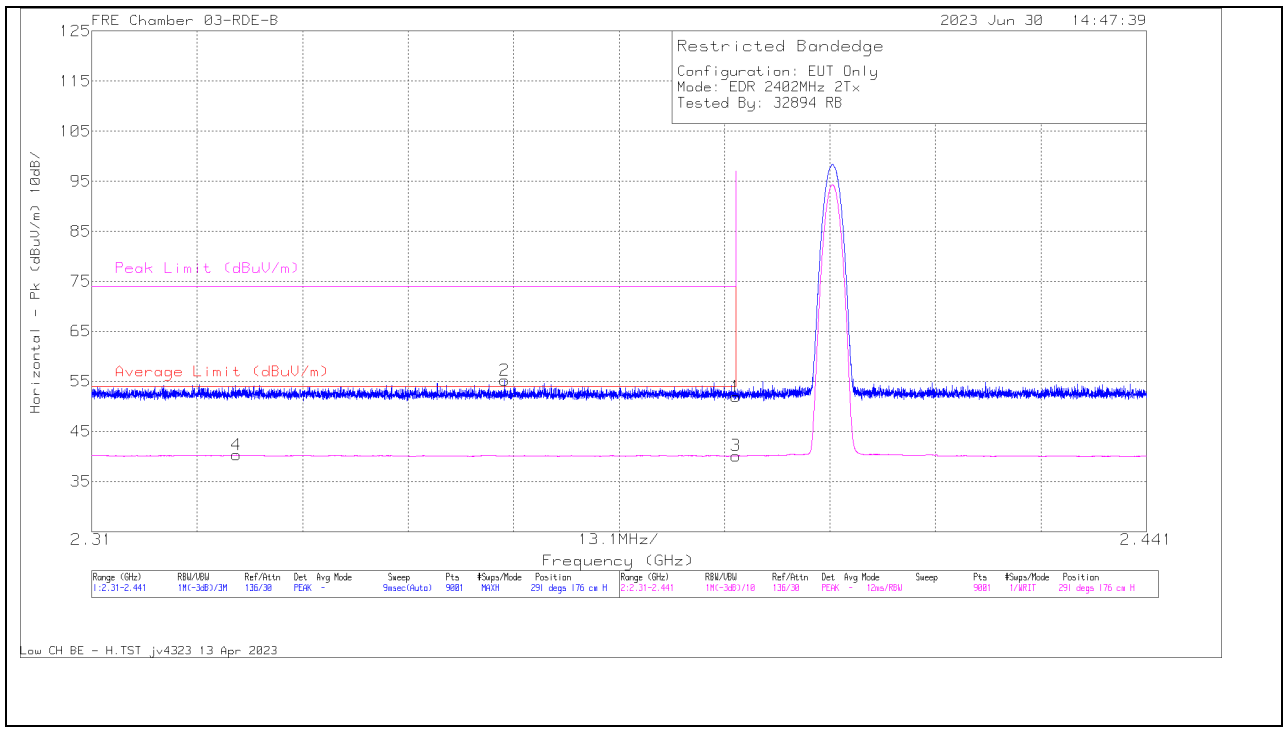

Marker	Frequency (GHz)	Meter Reading (dBuV)	Det	230300 ACF (dB/m)	Gain/Loss (dB)	Corrected Reading (dBuV/m)	Average Limit (dBuV/m)	Margin (dB)	Peak Limit (dBuV/m)	PK Margin (dB)	Azimuth (Degs)	Height (cm)	Polarity
1	* 2.39	60.97	Pk	32.2	-41.2	51.97	-	-	74	-22.03	291	176	H
2	* 2.36131	64.28	Pk	32.1	-41.2	55.18	-	-	74	-18.82	291	176	H
3	* 2.39	49.15	VA1T	32.2	-41.2	40.15	54	-13.85	-	-	291	176	H
4	* 2.327962	49.38	VA1T	32.1	-41.2	40.28	54	-13.72	-	-	291	176	H

* - indicates frequency in CFR47 Pt 15 / IC RSS-Restricted Band
Pk - Peak detector
VA1T - FHSS: Linear Voltage Average VB=1/Ton where: Ton is transmit duration

UL VERIFICATION SERVICES INC.
47173 Benicia Street, Fremont, CA 94538; USA. TEL:(510) 319-4000 FAX:(510) 661-0888
This report shall not be reproduced except in full, without the written approval of UL Verification Services Inc.

VERTICAL RESULT

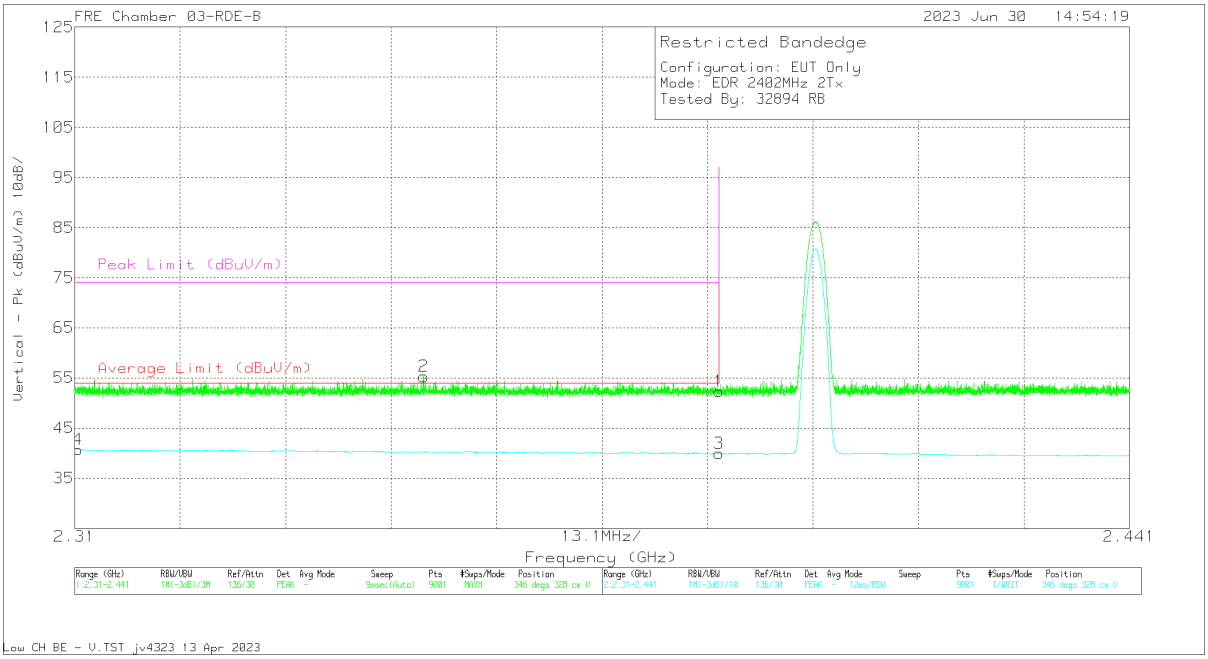

Marker	Frequency (GHz)	Meter Reading (dBuV)	Det	230300 ACF (dB/m)	Gain/Loss (dB)	Corrected Reading (dBuV/m)	Average Limit (dBuV/m)	Margin (dB)	Peak Limit (dBuV/m)	PK Margin (dB)	Azimuth (Degs)	Height (cm)	Polarity
1	* 2.39	61.31	Pk	32.2	-41.2	52.31	-	-	74	-21.69	346	328	V
2	* 2.353319	64.39	Pk	32.1	-41.2	55.29	-	-	74	-18.71	346	328	V
3	* 2.39	48.92	VA1T	32.2	-41.2	39.92	54	-14.08	-	-	346	328	V
4	* 2.310393	49.79	VA1T	32	-41.1	40.69	54	-13.31	-	-	346	328	V

* - indicates frequency in CFR47 Pt 15 / IC RSS-Restricted Band
Pk - Peak detector
VA1T - FHSS: Linear Voltage Average VB=1/Ton where: Ton is transmit duration

UL VERIFICATION SERVICES INC.
47173 Benicia Street, Fremont, CA 94538; USA. TEL:(510) 319-4000 FAX:(510) 661-0888
This report shall not be reproduced except in full, without the written approval of UL Verification Services Inc.

BANDEDGE (HIGH CHANNEL)

HORIZONTAL RESULT

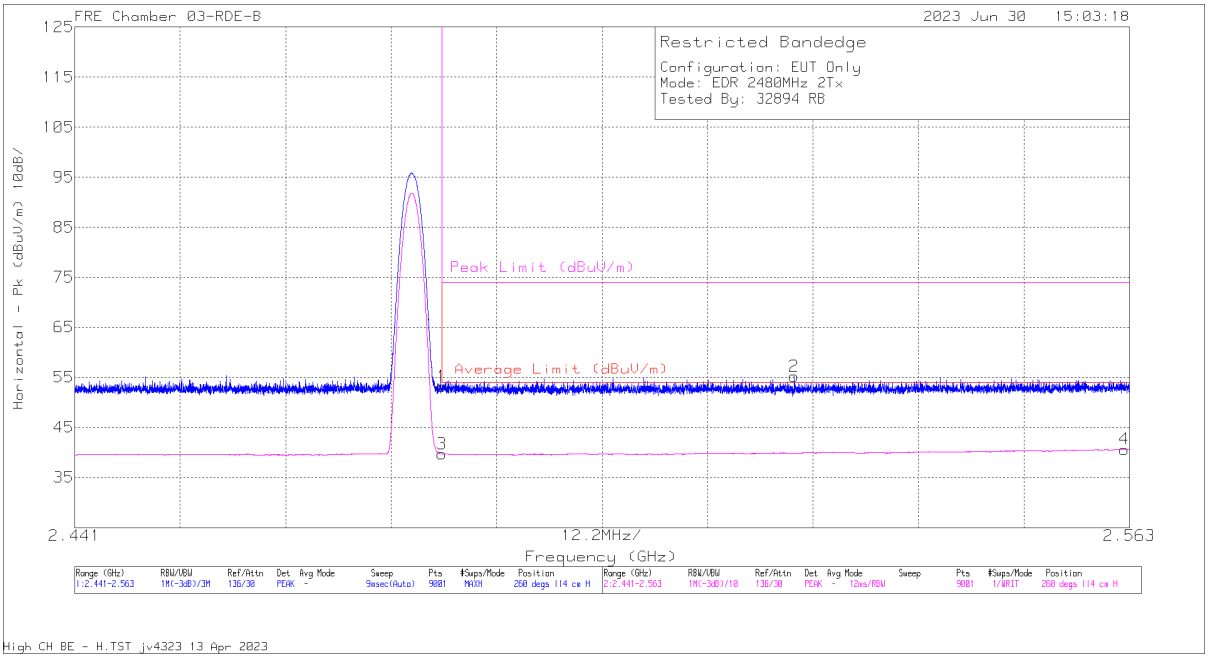

Marker	Frequency (GHz)	Meter Reading (dBuV)	Det	230300 ACF (dB/m)	Gain/Loss (dB)	Corrected Reading (dBuV/m)	Average Limit (dBuV/m)	Margin (dB)	Peak Limit (dBuV/m)	PK Margin (dB)	Azimuth (Degs)	Height (cm)	Polarity
1	* 2.4835	62.13	Pk	32.2	-41.15	53.18	-	-	74	-20.82	260	114	H
3	* 2.4835	48.64	VA1T	32.2	-41.15	39.69	54	-14.31	-	-	260	114	H
2	2.524234	64.06	Pk	32.3	-41.08	55.28	-	-	74	-18.72	260	114	H
4	2.562421	49.15	VA1T	32.3	-40.8	40.65	54	-13.35	-	-	260	114	H

* - indicates frequency in CFR47 Pt 15 / IC RSS-Restricted Band
Pk - Peak detector
VA1T - FHSS: Linear Voltage Average VB=1/Ton where: Ton is transmit duration

UL VERIFICATION SERVICES INC.
47173 Benicia Street, Fremont, CA 94538; USA. TEL:(510) 319-4000 FAX:(510) 661-0888
This report shall not be reproduced except in full, without the written approval of UL Verification Services Inc.

VERTICAL RESULT

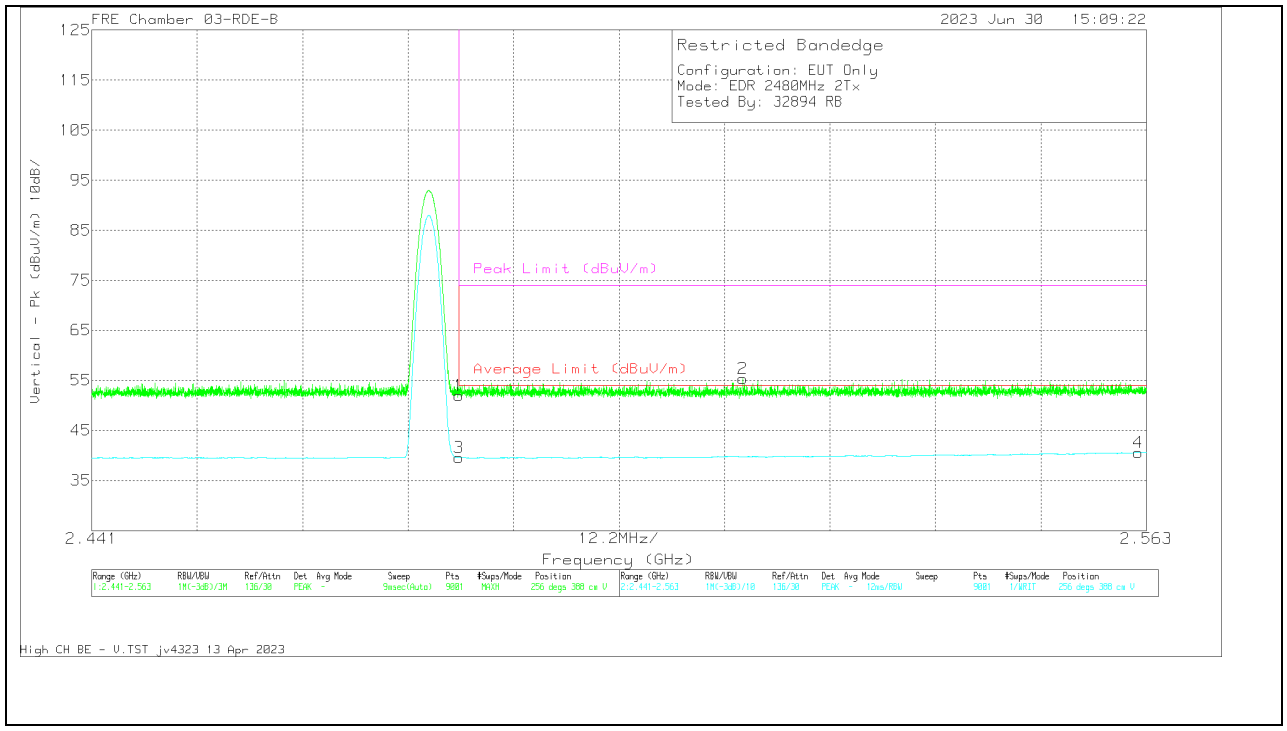

Marker	Frequency (GHz)	Meter Reading (dBuV)	Det	230300 ACF (dB/m)	Gain/Loss (dB)	Corrected Reading (dBuV/m)	Average Limit (dBuV/m)	Margin (dB)	Peak Limit (dBuV/m)	PK Margin (dB)	Azimuth (Degs)	Height (cm)	Polarity
1	* 2.4835	60.97	Pk	32.2	-41.15	52.02	-	-	74	-21.98	256	388	V
3	* 2.4835	48.51	VA1T	32.2	-41.15	39.56	54	-14.44	-	-	256	388	V
2	2.516331	64.16	Pk	32.2	-41	55.36	-	-	74	-18.64	256	388	V
4	2.562028	49.12	VA1T	32.3	-40.8	40.62	54	-13.38	-	-	256	388	V

* - indicates frequency in CFR47 Pt 15 / IC RSS-Restricted Band
Pk - Peak detector
VA1T - FHSS: Linear Voltage Average VB=1/Ton where: Ton is transmit duration

UL VERIFICATION SERVICES INC.
47173 Benicia Street, Fremont, CA 94538; USA. TEL:(510) 319-4000 FAX:(510) 661-0888
This report shall not be reproduced except in full, without the written approval of UL Verification Services Inc.

10.1.9. GFSK TXBF HARMONICS AND SPURIOUS EMISSIONS

LOW CHANNEL RESULTS

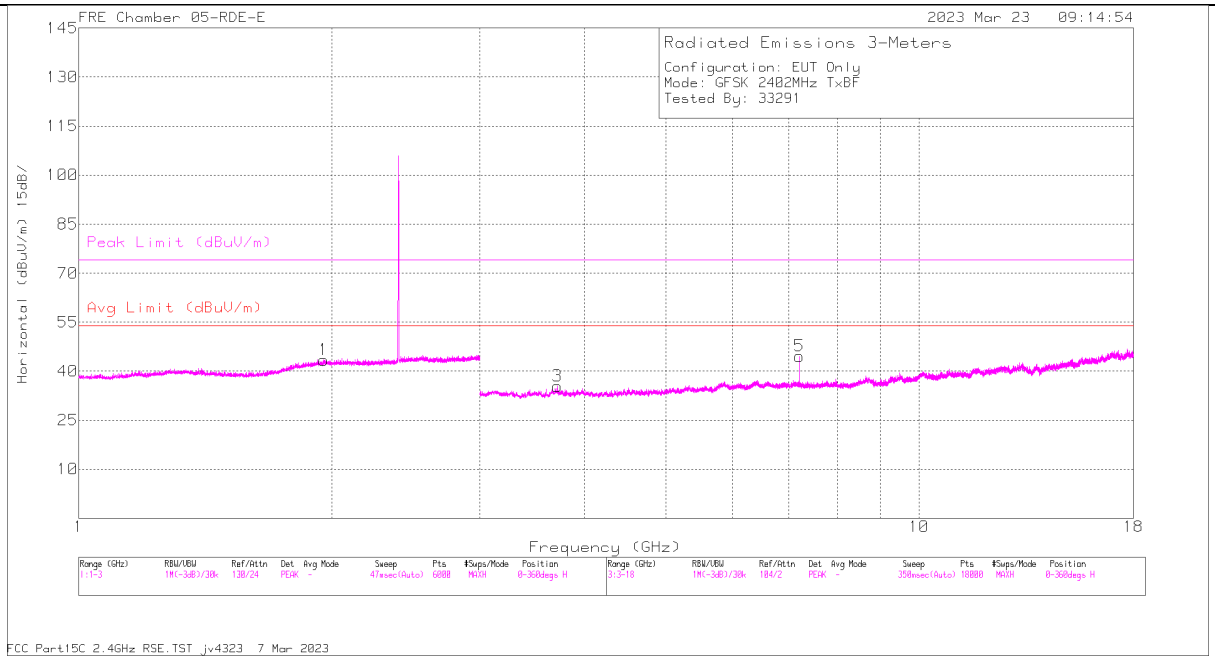

HORIZONTAL

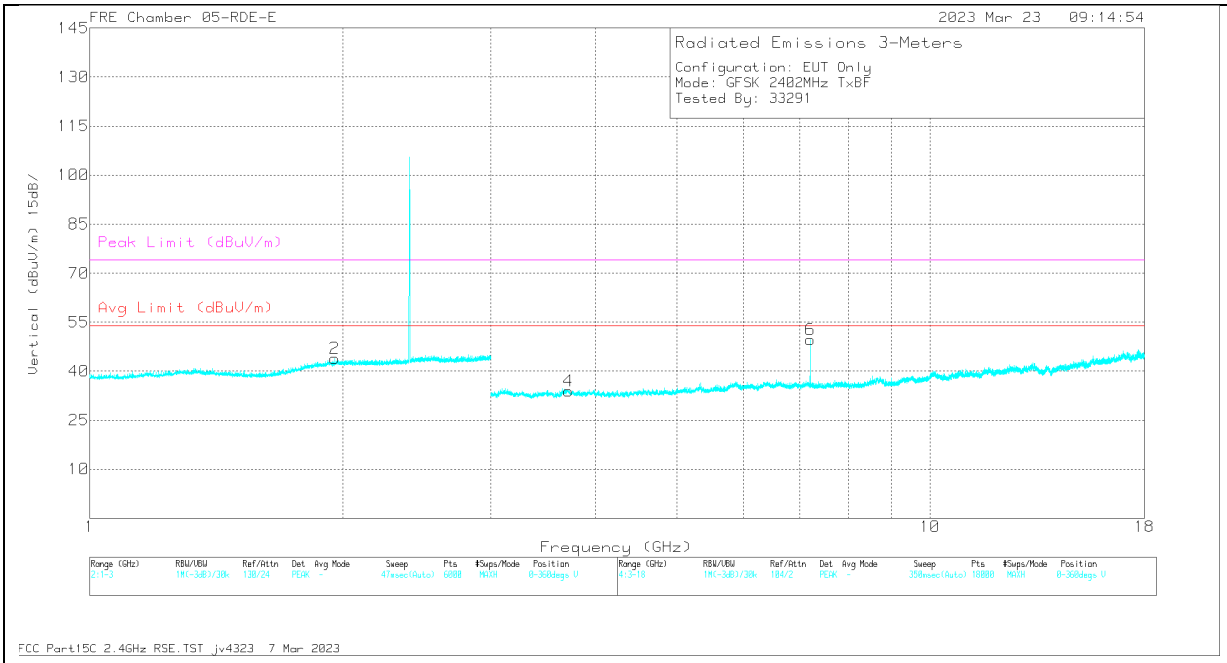

VERTICAL

UL VERIFICATION SERVICES INC.
47173 Benicia Street, Fremont, CA 94538; USA. TEL:(510) 319-4000 FAX:(510) 661-0888

This report shall not be reproduced except in full, without the written approval of UL Verification Services Inc.

RADIATED EMISSIONS

Marker	Frequency (GHz)	Meter Reading (dBuV)	Det	226671 ACF (dB) 3mH	Gain/Loss (dB)	Corrected Reading (dBuV/m)	Avg Limit (dBuV/m)	Margin (dB)	Peak Limit (dBuV/m)	PK Margin (dB)	Azimuth (Degs)	Height (cm)	Polarity
1	1.955909	59.55	PKFH	31.6	-40.74	50.41	-	-	74	-23.59	287	218	H
	1.958881	46.71	VA1T	31.6	-40.7	37.61	-	-	-	-	287	218	H
2	1.95652	59.96	PKFH	31.6	-40.73	50.83	-	-	74	-23.17	198	340	V
	1.960254	46.7	VA1T	31.6	-40.72	37.58	-	-	-	-	198	340	V
4	3.708207	56.47	PKFH	33.3	-47.14	42.63	-	-	74	-31.37	344	109	V
	3.707001	43.13	VA1T	33.3	-47.09	29.34	54	-24.66	-	-	344	109	V
3	3.710116	56.43	PKFH	33.3	-47.11	42.62	-	-	74	-31.38	264	389	H
	3.708398	43.2	VA1T	33.3	-47.15	29.35	54	-24.65	-	-	264	389	H
5	7.202958	59.1	PKFH	35.7	-45.25	49.55	-	-	74	-24.45	180	112	H
	7.202349	49.98	VA1T	35.7	-45.29	40.39	-	-	-	-	180	112	H
6	7.202644	62.94	PKFH	35.7	-45.27	53.37	-	-	74	-20.63	126	101	V
	7.202377	54.79	VA1T	35.7	-45.29	45.2	-	-	-	-	126	101	V

PKFH FHSS/BT RB=100k for Frequencies<1GHz / RB=1MHz for Frequencies>1GHz, VB=3 x RB, Peak
VA1T - FHSS: Linear Voltage Average VB=1/Ton where: Ton is transmit duration

UL VERIFICATION SERVICES INC.
47173 Benicia Street, Fremont, CA 94538; USA. TEL:(510) 319-4000 FAX:(510) 661-0888
This report shall not be reproduced except in full, without the written approval of UL Verification Services Inc.