TEST REPORT

Report Number : 14523771-E29V1

Applicant : APPLE, INC.
1 APPLE PARK WAY
CUPERTINO, CA 95014, U.S.A.

Model : A2849

FCC ID : BCG-E8439A

EUT Description : SMARTPHONE

Test Standard : FCC CFR 47 PART 30 MOBILE TRANSMITTER (5GM)

Date Of Issue:
July 31, 2023

Prepared by:
UL Verification Services Inc.
47173 Benicia Street
Fremont, CA 94538 U.S.A.
TEL: (510) 319-4000
FAX: (510) 661-0888

CERT #0751.05

Revision History

Rev.	Issue Date	Revisions	Revised By
V1	07/31/2023	Initial Issue	GP CHIN

UL VERIFICATION SERVICES INC
47173 BENICIA STREET, FREMONT, CA 94538, USA TEL: (510) 319-4000 FAX: (510) 661-0888
This report shall not be reproduced except in full, without the written approval of UL Verification Services Inc.

TABLE OF CONTENTS

1. ATTESTATION OF TEST RESULTS 6

2. TEST METHODOLOGY 7

3. FACILITIES AND ACCREDITATION 7

4. CALIBRATION AND UNCERTAINTY 7

4.1. METROLOGICAL TRACEABILITY 7

4.2. DECISION RULES 7

4.3. MEASUREMENT UNCERTAINTY 8

5. EQUIPMENT UNDER TEST 9

5.1. DESCRIPTION OF EUT 9

5.2. DESCRIPTION OF AVAILABLE ANTENNAS 10

5.3. MAXIMUM OBW AND EIRP 10

5.4. SOFTWARE AND FIRMWARE 12

5.5. WORST CASE ORIENTATION 12

5.6. BEAM ID 13

5.7. DESCRIPTION OF TEST SETUP 14

6. TEST AND MEASUREMENT EQUIPMENT 20

7. SUMMARY OF TEST RESULTS 21

8. APPLICABLE LIMITS AND TEST RESULTS 22

8.1. OCCUPIED BANDWIDTH 22

8.1.1. OBW n258 SB1 23
8.1.2. OBW n258 SB2 31
8.1.3. OBW n261 40
8.1.4. OBW n260 49

8.2. EQUIVALENT ISOTROPIC RADIATED POWER 58

8.2.1. EIRP n258 SB1 ANT M1 60
8.2.2. EIRP n258 SB1 ANT M2 61
8.2.3. EIRP n258 SB1 ANT M3 68
8.2.4. EIRP n258 SB2 ANT M1 72
8.2.5. EIRP n258 SB2 ANT M2 73
8.2.6. EIRP n258 SB2 ANT M3 81
8.2.7. EIRP n261 ANT M1 85
8.2.8. EIRP n261 ANT M2 86
8.2.9. EIRP n261 ANT M3 94
8.2.10. EIRP n260 ANT M1 98
8.2.11. EIRP n260 ANT M2 99
8.2.12. EIRP n260 ANT M3 107

8.3. BAND EDGE EMISSIONS 111

UL VERIFICATION SERVICES INC
47173 BENICIA STREET, FREMONT, CA 94538, USA TEL: (510) 319-4000 FAX: (510) 661-0888

This report shall not be reproduced except in full, without the written approval of UL Verification Services Inc.

8.3.1. BAND EDGE n258 SB1 SISO-DUAL 1CC 113
8.3.2. BAND EDGE n258 SB1 SISO-DUAL 2CC 121
8.3.3. BAND EDGE n258 SB1 SISO-DUAL 3CC 128
8.3.4. BAND EDGE n258 SB1 SISO-DUAL 4CC 132
8.3.5. BAND EDGE n258 SB1 MIMO 1CC 136
8.3.6. BAND EDGE n258 SB1 MIMO 2CC 142
8.3.7. BAND EDGE n258 SB1 MIMO 3CC 148
8.3.8. BAND EDGE n258 SB1 MIMO 4CC 151
8.3.9. BAND EDGE n258 SB2 SISO-DUAL 1CC 154
8.3.10. BAND EDGE n258 SB2 SISO-DUAL 2CC 162
8.3.11. BAND EDGE n258 SB2 SISO-DUAL 3CC 169
8.3.12. BAND EDGE n258 SB2 SISO-DUAL 4CC 176
8.3.13. BAND EDGE n258 SB2 MIMO 1CC 183
8.3.14. BAND EDGE n258 SB2 MIMO 2CC 189
8.3.15. BAND EDGE n258 SB2 MIMO 3CC 195
8.3.16. BAND EDGE n258 SB2 MIMO 4CC 201
8.3.17. BAND EDGE n261 SISO-DUAL 1CC 207
8.3.18. BAND EDGE n261 SISO-DUAL 2CC 215
8.3.19. BAND EDGE n261 SISO-DUAL 3CC 222
8.3.20. BAND EDGE n261 SISO-DUAL 4CC 229
8.3.21. BAND EDGE n261 MIMO 1CC 236
8.3.22. BAND EDGE n261 MIMO 2CC 242
8.3.23. BAND EDGE n261 MIMO 3CC 248
8.3.24. BAND EDGE n261 MIMO 4CC 254
8.3.25. BAND EDGE n260 SISO-DUAL 1CC 260
8.3.26. BAND EDGE n260 SISO-DUAL 2CC 268
8.3.27. BAND EDGE n260 SISO-DUAL 3CC 275
8.3.28. BAND EDGE n260 SISO-DUAL 4CC 282
8.3.29. BAND EDGE n260 MIMO 1CC 289
8.3.30. BAND EDGE n260 MIMO 2CC 295
8.3.31. BAND EDGE n260 MIMO 3CC 301
8.3.32. BAND EDGE n260 MIMO 4CC 307

8.4. RADIATED SPURIOUS EMISSIONS 313
8.4.1. RSE n258 SB1 30 – 1000 MHz 315
8.4.2. RSE n258 SB1 1 - 18 GHz 317
8.4.3. RSE n258 SB1 18 - 23 GHz 319
8.4.4. RSE n258 SB1 23 - 24.25 GHz 321
8.4.5. RSE n258 SB1 24.45 - 25.5 GHz 330
8.4.6. RSE n258 SB1 25.5 - 26.5 GHz 339
8.4.7. RSE n258 SB1 26.5 - 40 GHz 341
8.4.8. RSE n258 SB1 40 - 50 GHz 344
8.4.9. RSE n258 SB1 50 - 75 GHz 347
8.4.10. RSE n258 SB1 75 - 100 GHz 350
8.4.11. RSE n258 SB2 30 – 1000 MHz 352
8.4.12. RSE n258 SB2 1 - 18 GHz 354
8.4.13. RSE n258 SB2 18 - 24 GHz 356
8.4.14. RSE n258 SB2 24 – 24.75 GHz 359
8.4.15. RSE n258 SB2 25.25 - 26.5 GHz 368
8.4.16. RSE n258 SB2 26.5 - 40 GHz 377
8.4.17. RSE n258 SB2 40 - 50 GHz 380
8.4.18. RSE n258 SB2 50 - 75 GHz 383
8.4.19. RSE n258 SB2 75 - 100 GHz 386

UL VERIFICATION SERVICES INC
47173 BENICIA STREET, FREMONT, CA 94538, USA TEL: (510) 319-4000 FAX: (510) 661-0888
This report shall not be reproduced except in full, without the written approval of UL Verification Services Inc.

8.4.20. RSE n261 30 – 1000 MHz 388
8.4.21. RSE n261 1 - 18 GHz 390
8.4.22. RSE n261 18 - 26.5 GHz 392
8.4.23. RSE n261 26.5 - 27.5 GHz 396
8.4.24. RSE n261 28.35 - 29 GHz 405
8.4.25. RSE n261 29 - 40 GHz 414
8.4.26. RSE n261 40 - 50 GHz 419
8.4.27. RSE n261 50 - 75 GHz 421
8.4.28. RSE n261 75 - 100 GHz 424
8.4.29. RSE n260 30 – 1000 MHz 427
8.4.30. RSE n260 1 - 18 GHz 429
8.4.31. RSE n260 18 - 26.5 GHz 431
8.4.32. RSE n260 26.5 - 36 GHz 433
8.4.33. RSE n260 36 – 37 GHz 436
8.4.34. RSE n260 40 – 41 GHz 445
8.4.35. RSE n260 41 – 50 GHz 454
8.4.36. RSE n260 50 - 75 GHz 457
8.4.37. RSE n260 75 - 110 GHz 460
8.4.38. RSE n260 110 - 170 GHz 463
8.4.39. RSE n260 170 - 200 GHz 466

8.5. FREQUENCY STABILITY 468
8.5.1. FREQUENCY STABILITY n258 SB1 469
8.5.2. FREQUENCY STABILITY n258 SB2 469
8.5.3. FREQUENCY STABILITY n261 470
8.5.4. FREQUENCY STABILITY n260 470

9. SETUP PHOTOS 471

APPENDIX A 472

1. 50 - 75 GHz VDI WR15SAX-F 472
2. 75 - 110 GHz VDI WR10SAX-F 472
3. 110 - 170 GHz VDI WR6.5SAX-F 472
4. 170 - 260 GHz VDI WR4.3SAX-F 472
5. 35 - 50 GHz CMI HO22R HORN ANTENNA 474
6. 50 - 75 GHz CMI HO15R HORN ANTENNA 475
7. 75 - 110 GHz CMI HO10R HORN ANTENNA 476
8. 110 - 170 GHz CMI HO6R HORN ANTENNA 477
9. 170 - 260 GHz CMI HO4R HORN ANTENNA 478

UL VERIFICATION SERVICES INC
47173 BENICIA STREET, FREMONT, CA 94538, USA TEL: (510) 319-4000 FAX: (510) 661-0888
This report shall not be reproduced except in full, without the written approval of UL Verification Services Inc.

1. ATTESTATION OF TEST RESULTS

COMPANY NAME:	APPLE, INC. 1 APPLE PARK WAY CUPERTINO, CA 95014, U.S.A
EUT DESCRIPTION:	SMARTPHONE
MODEL:	A2849
BRAND:	APPLE
SERIAL NUMBERS:	LMJ27GLXKD, C74X37G409, XYQ4FJWVR9
SAMPLE RECEIPT DATES:	05/11/2023, 06/15/2023, 06/20/2023
DATE TESTED:	May 13th – July 19th, 2023.

APPLICABLE STANDARDS	
STANDARD	**TEST RESULTS**
FCC PART 30 Mobile Transmitter (5GM)	Complies

UL Verification Services Inc. tested the above equipment in accordance with the requirements set forth in the above standards. The test results show that the equipment tested is capable of demonstrating compliance with the requirements as documented in this report.

The results documented in this report apply only to the tested sample, under the conditions and modes of operation as described herein. It is the manufacturer's responsibility to assure that additional production units of this model are manufactured with identical electrical and mechanical components. All samples tested were in good operating condition throughout the entire test program. Measurement Uncertainties are published for informational purposes only and were not taken into account unless noted otherwise.

This document may not be altered or revised in any way unless done so by UL Verification Services Inc. and all revisions are duly noted in the revisions section. Any alteration of this document not carried out by UL Verification Services Inc. will constitute fraud and shall nullify the document. This report must not be used by the client to claim product certification, approval, or endorsement by A2LA, NIST, any agency of the Federal Government, or any agency of the U.S. government.

Approved & Released For
UL Verification Services Inc. By:

Gia-Piao (GP) Chin
Operations Leader
Consumer Technology Division
UL Verification Services Inc.

Tested By:

Huahan Li
Laboratory Engineer
Consumer Technology Division
UL Verification Services Inc.

UL VERIFICATION SERVICES INC
47173 BENICIA STREET, FREMONT, CA 94538, USA TEL: (510) 319-4000 FAX: (510) 661-0888
This report shall not be reproduced except in full, without the written approval of UL Verification Services Inc.

2. TEST METHODOLOGY

The tests documented in this report were performed in accordance with following methods:

1. FCC CFR 47 Part 2
2. FCC CFR 47 Part 30
3. ANSI C63.26-2015
4. KDB 842590 D01 Upper Microwave Flexible Use Service v01r02
5. KDB 971168 D01 Power Meas. License Digital Systems v03r01

3. FACILITIES AND ACCREDITATION

UL LLC is accredited by A2LA, certification #0751.05, for all testing performed within the scope of this report. Testing was performed at the locations noted below.

	Address	ISED CABID	ISED Company No.	FCC Registration
☒	Building 1: 47173 Benicia Street, Fremont, California, USA	US0104	2324A	208313
☒	Building 2: 47266 Benicia Street, Fremont, California, USA	US0104	22541	208313
☐	Building 4: 47658 Kato Rd, Fremont, California, USA	US0104	2324B	208313

4. CALIBRATION AND UNCERTAINTY

4.1. METROLOGICAL TRACEABILITY

All test and measuring equipment utilized to perform the tests documented in this report are calibrated on a regular basis, with a maximum time between calibrations of one year or the manufacturers' recommendation, whichever is less, and where applicable is traceable to recognized national standards.

4.2. DECISION RULES

The Decision Rule is based on Simple Acceptance in accordance with ISO Guide 98-4:2012 Clause 8.2. (Measurement uncertainty is not taken into account when stating conformity with a specified requirement.)

UL VERIFICATION SERVICES INC
47173 BENICIA STREET, FREMONT, CA 94538, USA TEL: (510) 319-4000 FAX: (510) 661-0888
This report shall not be reproduced except in full, without the written approval of UL Verification Services Inc.

4.3. MEASUREMENT UNCERTAINTY

Where relevant, the following measurement uncertainty levels have been estimated for tests performed on the apparatus:

PARAMETER	U_{LAB}
Worst Case Radiated Disturbance, 30 to 1000 MHz	6.01 dB
Worst Case Radiated Disturbance, 1000 to 18000 MHz	4.73 dB
Worst Case Radiated Disturbance, 18000 to 26000 MHz	4.51 dB
Worst Case TRP, 18000 to 26000 MHz	4.10 dB
Worst Case Radiated Disturbance, 26000 to 40000 MHz	5.29 dB
Worst Case TRP, 26000 to 40000 MHz	4.95 dB
Worst Case Radiated Disturbance, >40000 MHz	2.89 dB
Worst Case TRP, >40000 MHz	2.94 dB
Temperature	±0.9 °C
Voltages	±0.45 %
Time	±0.02 %

Uncertainty figures are valid to a confidence level of 95%.

UL VERIFICATION SERVICES INC
47173 BENICIA STREET, FREMONT, CA 94538, USA TEL: (510) 319-4000 FAX: (510) 661-0888
This report shall not be reproduced except in full, without the written approval of UL Verification Services Inc.

5. EQUIPMENT UNDER TEST

5.1. DESCRIPTION OF EUT

The EUT is a smartphone with cellular GSM, GPRS, EGPRS, UMTS, LTE, 5GNR1, 5GNR2, IEEE 802.11a/b/g/n/ac/ax, Bluetooth (BT), Ultra-Wideband (UWB), GPS, NFC, NB UNII, 802.15.4, 802.15.4ab-NB and MSS technologies. The rechargeable battery is not user accessible.

This test report addresses the TDD 5G NR operational mode on following frequency bands:

n258 (denoted as n258 SB1 in this report): 24.25 – 24.45 GHz
n258 (denoted as n258 SB2 in this report): 24.75 – 25.25 GHz
n261: 27.5 – 28.35 GHz
n260: 37 – 40 GHz

Two FR2 RFIC Chipset + Antennas sets are used. Both Chipsets are identical.
Chipset 1 can transmit on mmWave antenna M1 (Ant M1) or mmWave antenna M2 (Ant M2).
Chipset 2 will transmit only on mmWave antenna M3 (Ant M3).

Ant M2 and Ant M3 employ integrated 1x5 elements patch antenna array and Ant M1 employs 1x2 elements patch antenna array, therefore Ant M2 transmits higher power than Ant M1. Full measurements on Chipset 1 were performed with Ant M2 and spot-checks on transmit power of Ant M1 were performed with selected modes. Measurements on Chipset 2 were performed with Ant M3.

The EUT supports SISO, SISO-Dual and MIMO modes in UE channel bandwidths of 50 MHz and 100 MHz, with 120 kHz SCS and up to 4 component carriers (1CC to 4CC) for carrier aggregation technique. The SISO mode operates with either the horizontal or vertical elements active. The SISO-Dual mode operates with both horizontal and vertical elements active at the same power level per polarization as the SISO mode. Similarly, the MIMO mode operates with both horizontal and vertical elements active. MIMO mode only supports CP-OFDM access scheme, but SISO-Dual supports both CP-OFDM and DFT-s-OFDM access schemes. DFT-s-OFDM operates at higher power than CP-OFDM.

QPSK, 16QAM and 64QAM modulation formats are used in all three SISO, SISO-Dual and MIMO modes. Pi/2 BPSK modulation format is only used in SISO and SISO-Dual modes.

UL VERIFICATION SERVICES INC
47173 BENICIA STREET, FREMONT, CA 94538, USA TEL: (510) 319-4000 FAX: (510) 661-0888
This report shall not be reproduced except in full, without the written approval of UL Verification Services Inc.

5.2. DESCRIPTION OF AVAILABLE ANTENNAS

The EUT utilizes three sets of integrated dual-polarized patch antenna array. Ant M1 employs 1x2 elements antenna array, Ant M2 and Ant M3 employ 1x5 elements antenna array. The peak antenna gains of horizontal/vertical polarization and the nominal antenna gain of cross-polarizations of each antenna, based on frequency bands, are listed in the following table.

Antenna	Frequency Band	Peak Gain (Horizontal/Vertical)	Cross
		(dBi)	(dBi)
M1	n258 SB1 & SB2	8.5	10.5
	n261	8.7	9.6
	n260	6	7.8
M2	n258 SB1 & SB2	15.4	16.6
	n261	15.1	17.9
	n260	16.3	18.3
M3	n258 SB1 & SB2	14.6	17
	n261	14.6	17.6
	n260	14.6	16.8

5.3. MAXIMUM OBW AND EIRP

Maximum Occupied Bandwidth based on frequency bands and antennas.

	Antenna	Control System	CH BW	CCs Active	OBW	Emission	Modulation
			(MHz)		(MHz)	Designator	
n258 SB1	M1	SISO-Dual	50	4	196.66	197MG7W	QPSK
	M2	SISO-Dual	50	4	195.34	195MG7W	Pi/2 BPSK
	M2	SISO-Dual	50	4	194.75	195MD7W	16QAM
	M3	SISO-Dual	50	4	197.02	197MG7W	QPSK
	M3	SISO-Dual	50	4	196.25	196MD7W	16QAM
n258 SB2	M1	MIMO	100	4	391.41	391MG7W	QPSK
	M2	MIMO	100	4	392.01	392MG7W	QPSK
	M2	SISO-Dual	100	4	389.5	390MD7W	64QAM
	M3	MIMO	100	4	392.92	393MG7W	QPSK
	M3	SISO-Dual	100	4	389.52	390MD7W	64QAM
n261	M1	MIMO	100	4	392.24	392MG7W	QPSK
	M2	MIMO	100	4	392.38	392MG7W	QPSK
	M2	SISO-Dual	100	4	389.82	390MD7W	64QAM
	M3	MIMO	100	4	393.03	393MG7W	QPSK
	M3	SISO-Dual	100	4	391.06	391MD7W	16QAM
n260	M1	MIMO	100	4	392.67	393MG7W	QPSK
	M2	MIMO	100	4	392.48	392MG7W	QPSK
	M2	SISO-Dual	100	4	390.4	390MD7W	64QAM
	M3	MIMO	100	4	392.75	393MG7W	QPSK
	M3	SISO-Dual	100	4	391.3	391MD7W	64QAM

UL VERIFICATION SERVICES INC
47173 BENICIA STREET, FREMONT, CA 94538, USA TEL: (510) 319-4000 FAX: (510) 661-0888
This report shall not be reproduced except in full, without the written approval of UL Verification Services Inc.

Maximum Average EIRP based on frequency bands and antennas.

	Antenna	Control System	CH BW	CCs Active	Avg EIRP		Modulation
			(MHz)		(dBm)	(W)	
n258 SB1	M1	SISO-Dual	50	1	22.85	0.193	QPSK
	M2	SISO-Dual	100	1	28.8	0.759	QPSK
	M2	SISO-Dual	100	1	26.78	0.476	16QAM
	M3	SISO-Dual	50	1	29.93	0.984	QPSK
	M3	SISO-Dual	50	1	27.4	0.550	16QAM
n258 SB2	M1	SISO-Dual	50	1	23.81	0.240	QPSK
	M2	SISO-Dual	100	1	30.04	1.009	QPSK
	M2	SISO-Dual	50	1	27.68	0.586	16QAM
	M3	SISO-Dual	50	1	30.76	1.191	QPSK
	M3	SISO-Dual	50	1	28.49	0.706	16QAM
n261	M1	SISO-Dual	100	1	21.36	0.137	QPSK
	M2	SISO-Dual	50	1	29.39	0.869	QPSK
	M2	SISO-Dual	50	1	27.67	0.585	16QAM
	M3	SISO-Dual	100	1	30.62	1.153	QPSK
	M3	SISO-Dual	50	1	28.49	0.706	16QAM
n260	M1	SISO-Dual	50	1	18.02	0.063	QPSK
	M2	SISO-Dual	100	1	29.91	0.979	QPSK
	M2	SISO-Dual	100	1	28.13	0.650	16QAM
	M3	SISO-Dual	50	1	28.83	0.764	QPSK
	M3	SISO-Dual	100	1	25.94	0.393	16QAM

UL VERIFICATION SERVICES INC
47173 BENICIA STREET, FREMONT, CA 94538, USA TEL: (510) 319-4000 FAX: (510) 661-0888
This report shall not be reproduced except in full, without the written approval of UL Verification Services Inc.

5.4. SOFTWARE AND FIRMWARE

The Software/Firmware version used at test is 0.13.02.

5.5. WORST CASE ORIENTATION

For all 5G NR FR2 Bands, the worst-case scenario for all measurements is based on the EIRP measurement investigation results. EIRPs were measured on Pi/2 BPSK, QPSK, 16QAM and 64QAM modulations. It was found that QPSK results in SISO-Dual supporting DFT-s-OFDM were worst case.

The fundamental and radiated spurious emission were investigated in three orthogonal planes, XY (azimuth), XZ (roll and elevation) and YZ (receive antenna polarization), where is applicable on all 3 antenna arrays.

In the exploratory scan, the EUT is placed on an open-air fixture, allowing no blockage of the signal as measured by the receive antenna. The positioners, one at a time, perform a sweep, taking EIRP reading using peak detection at small increments of step size. The positioner is then moved to its maximum EIRP orientation found during the sweep, and the next positioner will repeat the scan process. Once all positioners have individually scanned, the positioners will execute an additional set of scans for increased accuracy to identify the final optimum position resulting in highest EIRP for the frequency or band under investigation.

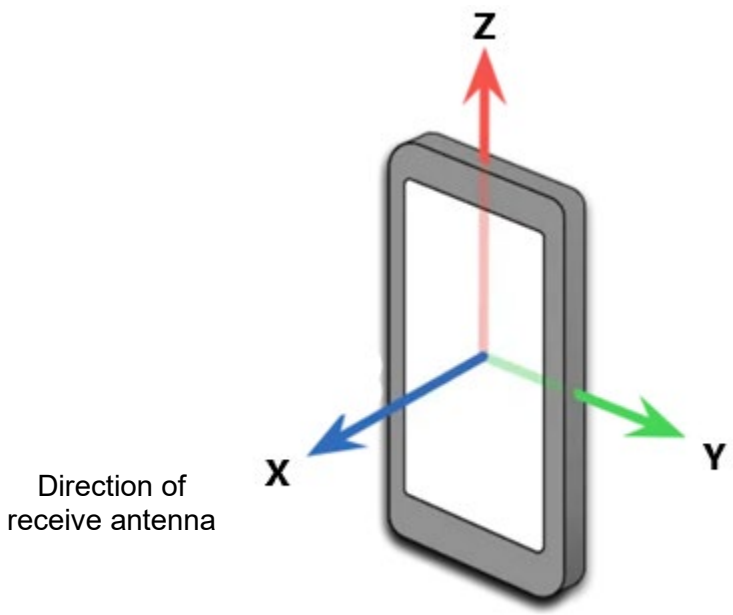

UL VERIFICATION SERVICES INC
47173 BENICIA STREET, FREMONT, CA 94538, USA TEL: (510) 319-4000 FAX: (510) 661-0888
This report shall not be reproduced except in full, without the written approval of UL Verification Services Inc.

5.6. BEAM ID

In all tests, the following Beam ID settings of each antenna were applied for final measurements.

n258 SB1 - Peak BID		
Antenna	**BID**	**Paired with**
M1	145	17
M2	172	44
M3	176	48

n258 SB2 - Peak BID		
Antenna	**BID**	**Paired with**
M1	145	17
M2	172	44
M3	176	48

n261 - Peak BID		
Antenna	**BID**	**Paired with**
M1	157	29
M2	174	46
M3	176	48

n260 - Peak BID		
Antenna	**BID**	**Paired with**
M1	147	19
M2	174	46
M3	176	48

UL VERIFICATION SERVICES INC
47173 BENICIA STREET, FREMONT, CA 94538, USA TEL: (510) 319-4000 FAX: (510) 661-0888
This report shall not be reproduced except in full, without the written approval of UL Verification Services Inc.

5.7. DESCRIPTION OF TEST SETUP

SUPPORT EQUIPMENT

PERIPHERAL SUPPORT EQUIPMENT LIST			
Description	**Manufacturer**	**Model**	**Serial Number**
LAPTOP + Adapter	Apple	MacBook Pro	HRP046790
Brisket Cable-USB Adapter	Apple	---	F2010M20000815
LAPTOP + Adapter	Apple	MacBook Pro	1PWR5000019-00303
Brisket Cable-USB Adapter	Apple	---	F2010M20000852
LAPTOP + Adapter	Apple	MacBook Pro	1PWR5000019
Brisket Cable-USB Adapter	Apple	---	F2010M20000890
LAPTOP + Adapter	Apple	MacBook Pro	FVFG319FQ05F
Brisket Cable-USB Adapter	Apple	---	F2010M20000859

I/O CABLES

I/O Cable List						
Cable No.	**Port**	**No. of Identical Ports**	**Connector Type**	**Cable Type**	**Cable Length (m)**	**Remarks**
1	Support Laptop Power	2	USB Type C	Shielded	1.8	--
2	Data	2	USB Type A	Shielded	7	--
3	Data + DC Power	2	USB Type C	Shielded	1	--
4	DC Power	2	USB Type A	Shielded	1	
5	DC Power	1	Clip leads	Un-shielded	1	--
6	AC Line	1	3-prong	Un-shielded	1.8	--

TEST SETUP

Radiated spurious emission measurements from 30 MHz – 18 GHz were performed in a semi anechoic chamber (SAC) conforming to the normalized site attenuation requirements specified in ANSI C63.4 for below 1 GHz and the site validation criteria called out in CISPR 16-1-4:2019 over the frequency range 1 - 18 GHz.

Radiated power (EIRP) measurements of the fundamental signal and radiated spurious emissions (EIRP and TRP) measurements above 18 GHz were performed in four full anechoic chambers (FAC), 01-mmW-A, -B, -C & -D. In accordance with ANSI C63.26 and KDB publication 842590 D01 v01r02, the chambers meet the sVSWR validation requirements called out in CISPR 16-1-4:2019 over the frequency range 1 - 18 GHz. As required by ANSI C63.26, the reflection contributions are reduced to the extent possible to allow for measurements to be made up to 200 GHz in accordance with KDB 842590. The chamber absorber reflectivity fully supports chamber performance over this frequency range.

UL VERIFICATION SERVICES INC
47173 BENICIA STREET, FREMONT, CA 94538, USA TEL: (510) 319-4000 FAX: (510) 661-0888
This report shall not be reproduced except in full, without the written approval of UL Verification Services Inc.

A roll-axis positioner was used to manipulate the EUT through the positions in space. The positioner was mounted on top of a turntable, bringing the EUT's antenna height on the test fixture to 1.5 m from ground plate. The test procedures for exploratory scan and final measurement were described in Section 5.5.

In the search of Beam ID pair transmitting the highest EIRP of each frequency band to use at final test, the Manufacturer provided 3 pairs of Beam ID of each antenna array that yield the highest EIRPs for investigation. These Beam ID pairs were selected from the simulated results based on EIRP Simulation tool.

All tests were performed in a non-signaling, stand-alone Factory Test Mode (FTM) of operation. FTM software was used to configure EUT at continuous Tx operation in EN-DC mode. When implemented out in the field, the EUT will operate with a maximum uplink configuration (i.e., a maximum uplink duty cycle of 100%).

UL VERIFICATION SERVICES INC
47173 BENICIA STREET, FREMONT, CA 94538, USA TEL: (510) 319-4000 FAX: (510) 661-0888
This report shall not be reproduced except in full, without the written approval of UL Verification Services Inc.

SETUP DIAGRAM FOR TESTS

RF TESTS

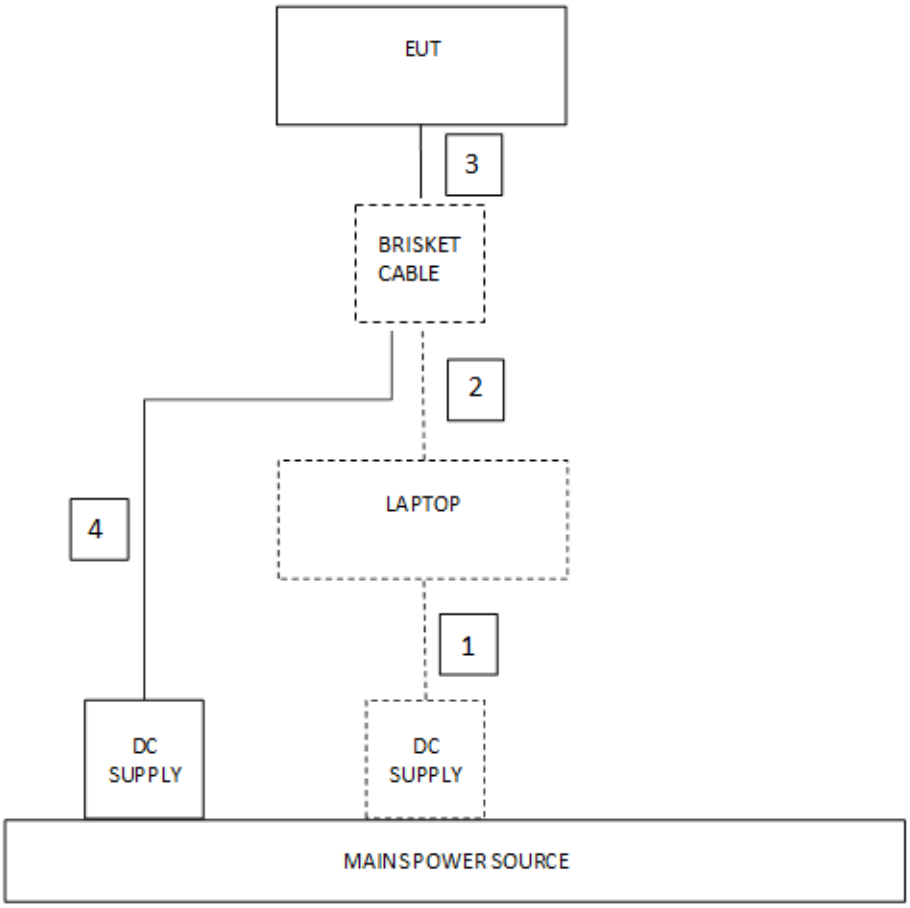

UL VERIFICATION SERVICES INC
47173 BENICIA STREET, FREMONT, CA 94538, USA TEL: (510) 319-4000 FAX: (510) 661-0888
This report shall not be reproduced except in full, without the written approval of UL Verification Services Inc.

TEST SITE DIAGRAM – Below 1 GHz

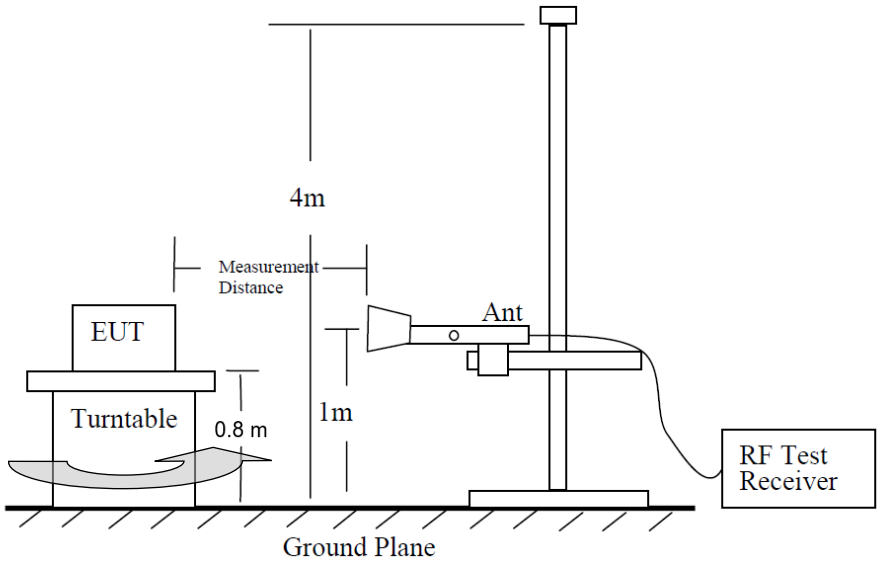

TEST SITE DIAGRAM – 1 - 18 GHz

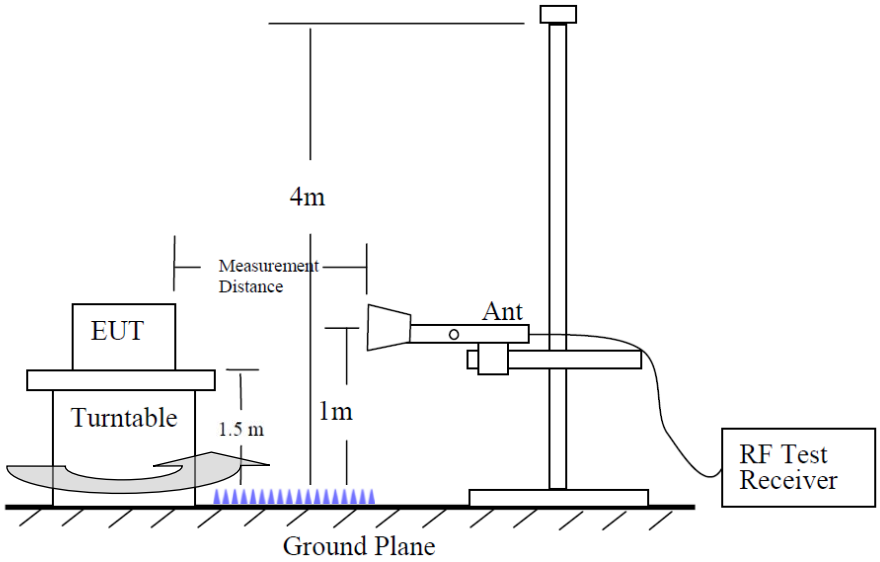

UL VERIFICATION SERVICES INC
47173 BENICIA STREET, FREMONT, CA 94538, USA TEL: (510) 319-4000 FAX: (510) 661-0888
This report shall not be reproduced except in full, without the written approval of UL Verification Services Inc.

TEST SITE DIAGRAM – Above 18 GHz & mmWave

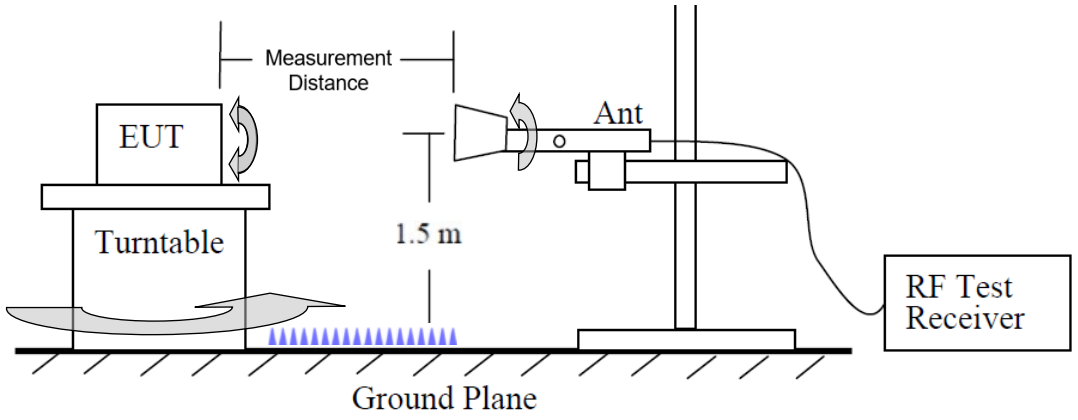

FREQUENCY STABILITY

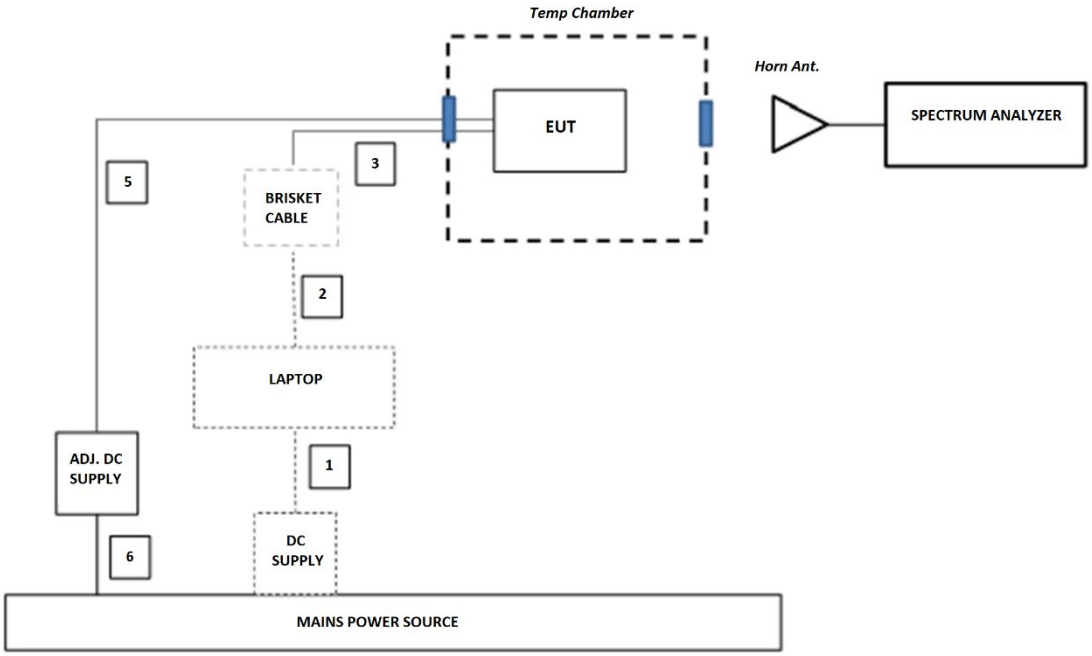

UL VERIFICATION SERVICES INC
47173 BENICIA STREET, FREMONT, CA 94538, USA TEL: (510) 319-4000 FAX: (510) 661-0888
This report shall not be reproduced except in full, without the written approval of UL Verification Services Inc.

FAR-FIELD DISTANCE AND MEASUREMENT DISTANCE

The equipment under test was transmitting while connected to its integral antenna and is placed on a turntable.

The measurement distance is in the far field per formula $2D^2/\lambda$ where D is the larger dimension of the antenna. For fundamental or band edge emissions, the largest far-field distance of either the EUT antenna or measurement antenna shall be used. For above 18 GHz spurious emissions, the far-field distance will be based on the measured antenna. In this case, the measurement antenna has the largest far-field distance. The EUT is manipulated through all orthogonal planes representative of its typical use to achieve the highest EIRP reading on the receive spectrum analyzer.

Frequency Range (GHz)	Wavelength (m)	Far Field Distance (m)	Measurement Distance Used (m)
18-26.5	0.0113	3.13	3.30
26.5-40	0.0075	2.61	3.00
40-50	0.0060	1.61	3.00
50-75	0.0040	1.05	1.50
75-110	0.0027	0.70	1.00
110-170	0.0018	0.46	1.00
170-200	0.0015	0.24	0.50

Radiated power levels are investigated while the receive antenna was rotated through all angles to determine the worst-case polarization/positioning.

UL VERIFICATION SERVICES INC
47173 BENICIA STREET, FREMONT, CA 94538, USA TEL: (510) 319-4000 FAX: (510) 661-0888
This report shall not be reproduced except in full, without the written approval of UL Verification Services Inc.

6. TEST AND MEASUREMENT EQUIPMENT

The following test and measurement equipment was utilized for the tests documented in this report:

Test Equipment List					
Description	**Manufacturer**	**Model**	**Local ID**	**Last Cal**	**Cal Due**
Spectrum Analyzer, 2 Hz to 50 GHz	Rohde & Schwarz	FSW50	226791	11/29/2022	11/29/2023
Spectrum Analyzer, 2 Hz to 50 GHz	Rohde & Schwarz	FSW50	198710	2/21/2023	2/21/2024
Spectrum Analyzer, 2 Hz to 50 GHz	Rohde & Schwarz	FSW50	199181	2/17/2023	2/17/2024
Spectrum Analyzer, 2 Hz to 50 GHz	Rohde & Schwarz	FSW50	215756	1/30/2023	1/30/2024
EMI Test Receiver, 1 Hz to 44 GHz	Rohde & Schwarz	ESW44	191430	2/14/2023	2/14/2024
Antenna, Horn 18-26.5 GHz	Com-Power	AH-826	222324	9/26/2022	9/26/2023
Antenna, Horn 26.5-40 GHz	Com-Power	AH-640	222327	8/24/2022	8/24/2023
Antenna, Horn 18-26.5 GHz	Com-Power	AH-826	222326	9/26/2022	9/26/2023
Antenna, Horn 26.5-40 GHz	Com-Power	AH-640	222328	8/24/2022	8/24/2023
Antenna, Horn 18-26.5 GHz	Com-Power	AH-826	220520	6/11/2023	6/11/2024
Antenna, Horn 26.5-40 GHz	Com-Power	AH-640	222329	8/24/2022	8/24/2023
Spectrum Analyzer, PXA, 3 Hz to 44 GHz	Keysight	N9030A	85212	2/1/2023	2/1/2024
Spectrum Analyzer, PXA, 3 Hz to 44 GHz	Keysight	N9030A	85201	2/2/2023	2/2/2024
Antenna, Double Ridge Guide Horn 1 to 18 GHz	ETS	3117	200786	3/7/2023	3/7/2024
Amplifier, 100KHz to 1GHz, 32dB	Keysight Technologies	8447D	80670	8/10/2022	8/10/2023
Antenna, Broadband Hybrid, 30MHz to 3GHz	Sunol Sciences Corp.	JB3	232076	3/13/2023	3/13/2024
RF Filter Box, 1-18GHz	UL-FR1	NA	168535	6/26/2022	6/26/2023*
Environmental Chamber	Cincinnati Sub Zero	ZPHS-8-3.5-SCT/WC	82472	6/8/23	1/31/2024
Digital Multimeter	Fluke	87V	59154	1/24/2023	1/24/2024
50V/3A Adj. DC Power Supply	Rigol	DP712	T1746	CNR	CNR
Horn antenna, 35-50 GHz	CMI	HO22R	201518	7/6/2022	7/6/2023*
LNA, 40-50 GHz	Evarant	SBL-3335033040-2222-E1	199504	8/1/2022	8/1/2023
Waveguide BandPass Filter, 40-50 GHz	Evarant	SWF-46308340-22-B1	222195	10/13/2022	10/13/2023
Horn antenna, 35-50 GHz	CMI	HO22R	201517	7/6/2022	7/6/2023*
LNA, 40-50 GHz	Evarant	SBL-3335033040-2222-E1	215450	7/22/2022	7/22/2023
Waveguide BandPass Filter, 40-50 GHz	Evarant	SWF-46308340-22-B1	222196	10/13/2022	10/13/2023
50-75 GHz Horn	CMI	HO15R	210519	4/14/2023	4/14/2024
LNA, 50-75 GHz	VIVA TECH	VTLNA-15-6018-FB	202496	8/29/2022	8/29/2023
50 – 75 GHz Downconverter	VDI	WR15SAX-F	198529	10/18/2022	10/18/2023
75-110 GHz Horn	CMI	HO10R	201522	4/14/2023	4/14/2024
LNA, 75-110 GHz	Spacek Labs	SLW-22-5	202520	9/27/2022	9/27/2023
75 – 110 GHz Downconverter	VDI	WR10SAX-F	198531	10/18/2022	10/18/2023
110-170 GHz Horn	CMI	HO6R	201528	4/14/2023	4/14/2024
LNA 110-170 GHz	SAGE Millimeter, Inc.	SBL-1141741860-0606-EI	199832	10/3/2022	10/3/2023
110-170 GHz Downconverter	VDI	WR6.5SAX-F	197515	10/18/2022	10/18/2023
170-260 GHz Horn	CMI	HO4R	201525	4/14/2023	4/14/2024
170-260 GHz Downconverter	VDI	WR4.3SAX-F	199495	10/18/2022	10/18/2023
UL EMC Radiated Software	Version	Rev.9.5.18 Jan 2023 Rev.9.5.01 May 2023			
mmWave FR2 Automation Tool Software	Version	V2023.4.14.1			

*Equipment was used to perform tests prior to the calibration due date.

All horn antennas at and above the 33-50 GHz band are standard gain horns. In accordance with ANSI C63.26:2015, Clause 4.5.3 (a), Standard gain horns need not be periodically recalibrated, unless damage or deterioration is suspected or known to have occurred. The connector shall be checked periodically for damage. If a standard gain horn is not periodically recalibrated, its critical dimensions (see Annex A of IEEE Std 1309™-2013) shall be verified and documented on an annual basis.

UL measures the critical dimensions on an annual basis and checks for damage and deterioration before each test.

UL VERIFICATION SERVICES INC
47173 BENICIA STREET, FREMONT, CA 94538, USA TEL: (510) 319-4000 FAX: (510) 661-0888
This report shall not be reproduced except in full, without the written approval of UL Verification Services Inc.

7. SUMMARY OF TEST RESULTS

FCC Part Section	Test Description	Test Limit	Test Condition	Test Result
2.1049	Occupied Bandwidth	N/A	Radiated	Compliant
2.1046 30.202	Equivalent Isotropic Radiated Power (EIRP)	+43 dBm	Radiated	Compliant
2.1051 30.203	Out-of-Band Emissions at the Band Edge	-13 dBm/MHz for all out-of-band emissions. -5 dBm/MHz from the band edge up to 10% of the channel BW	Radiated	Compliant
2.1051 2.957(f) 30.203	Radiated Spurious Emissions	-13 dBm/MHz for all out-of-band emissions	Radiated	Compliant
2.1055	Frequency Stability	Fundamental emissions are contained within allocated frequency band	Radiated	Compliant

UL VERIFICATION SERVICES INC
47173 BENICIA STREET, FREMONT, CA 94538, USA TEL: (510) 319-4000 FAX: (510) 661-0888
This report shall not be reproduced except in full, without the written approval of UL Verification Services Inc.

8. APPLICABLE LIMITS AND TEST RESULTS

8.1. OCCUPIED BANDWIDTH

RULE PART

FCC: §2.1049

LIMIT

For reporting purposes only.

TEST PROCEDURES

99% bandwidth measurement function of the signal analyzer was used to measure 99% occupied.

- RBW = 1 – 5% of OBW
- VBW ≥ 3 x RBW
- Detector = Peak
- Trace mode = max hold
- Sweep = auto couple
- The trace was allowed to stabilize

KDB 842590 D01 Upper Microwave Flexible Use Service v01r02 Section 4.3
ANSI C63.26-2015 Clause 5.4.3

All modulations were investigated in SISO-Dual mode and only QPSK modulation in SISO and MIMO modes with Full RB allocation to determine worst case configuration. All modes of operations were investigation and results are reported in this section.

To minimize report size, the 1CC to 4CC plots of Full RB, SISO-Dual, QPSK, Mid CH of both channel bandwidths on Ant M2 are provided to demonstrate the test parameter setting on signal analyzer. The tabular data includes data for the other combination of test modes.

RESULTS

See the following pages.

Employee IDs: 19437, 19459, 24303, 25368, 27294, 27446, 27780, 27818
Test Date: 05/14/23 – 07/03/23
Test Locations: 01-mmW-A, -B, -C & -D

UL VERIFICATION SERVICES INC
47173 BENICIA STREET, FREMONT, CA 94538, USA TEL: (510) 319-4000 FAX: (510) 661-0888
This report shall not be reproduced except in full, without the written approval of UL Verification Services Inc.

8.1.1. OBW n258 SB1

RESULTS

n258 SB1, ANT M1, Full-RB

CCs Active	CH BW	Control System	Modulation	Channel	OBW (MHz)
1	50	SISO-DUAL	QPSK	Mid	46.34
		MIMO			46.03
	100	SISO-DUAL			91.86
		MIMO			95.39
2	50	SISO-DUAL	QPSK	Mid	96.72
		MIMO			96.91
	100	SISO-DUAL			191.11
		MIMO			194.39
3	50	SISO-DUAL	QPSK	Mid	146.78
		MIMO			145.92
4	50	SISO-DUAL	QPSK	Mid	196.66
		MIMO			195.20

UL VERIFICATION SERVICES INC
47173 BENICIA STREET, FREMONT, CA 94538, USA TEL: (510) 319-4000 FAX: (510) 661-0888
This report shall not be reproduced except in full, without the written approval of UL Verification Services Inc.

n258 SB1, ANT M2, Full-RB

CCs Active	CH BW	Control System	Modulation	Channel	OBW (MHz)
1	50	SISO-DUAL	Pi/2 BPSK	Mid	45.78
		SISO-DUAL	QPSK	Low	46.16
				Mid	45.48
				High	45.73
		MIMO		Mid	46.20
		SISO		Mid	45.91
		SISO-DUAL	16QAM	Mid	46.00
		SISO-DUAL	64QAM	Mid	45.86
	100	SISO-DUAL	Pi/2 BPSK	Mid	91.53
		SISO-DUAL	QPSK	Low	92.05
				Mid	92.41
				High	92.81
		MIMO		Mid	95.16
		SISO		Mid	92.23
		SISO-DUAL	16QAM	Mid	91.64
		SISO-DUAL	64QAM	Mid	92.51
2	50	SISO-DUAL	Pi/2 BPSK	Mid	96.15
		SISO-DUAL	QPSK	Low	96.72
				Mid	95.94
				High	95.96
		MIMO		Mid	95.87
		SISO		Mid	96.65
		SISO-DUAL	16QAM	Mid	95.91
		SISO-DUAL	64QAM	Mid	96.24
	100	SISO-DUAL	Pi/2 BPSK	Mid	190.46
		SISO-DUAL	QPSK	Mid	190.95
		MIMO		Mid	193.60
		SISO		Mid	191.17
		SISO-DUAL	16QAM	Mid	191.29
		SISO-DUAL	64QAM	Mid	191.04

UL VERIFICATION SERVICES INC
47173 BENICIA STREET, FREMONT, CA 94538, USA TEL: (510) 319-4000 FAX: (510) 661-0888
This report shall not be reproduced except in full, without the written approval of UL Verification Services Inc.

n258 SB1, ANT M2, Full-RB

CCs Active	CH BW	Control System	Modulation	Channel	OBW (MHz)
3	50	SISO-DUAL	Pi/2 BPSK	Mid	145.13
		SISO-DUAL	QPSK	Low	146.48
				Mid	145.24
				High	145.32
		MIMO		Mid	144.64
		SISO		Mid	146.22
		SISO-DUAL	16QAM	Mid	145.20
		SISO-DUAL	64QAM	Mid	145.13
4	50	SISO-DUAL	Pi/2 BPSK	Mid	195.34
		SISO-DUAL	QPSK	Low	194.76
				Mid	194.77
				High	194.89
		MIMO		Mid	194.88
		SISO		Mid	194.66
		SISO-DUAL	16QAM	Mid	194.75
		SISO-DUAL	64QAM	Mid	194.30

UL VERIFICATION SERVICES INC
47173 BENICIA STREET, FREMONT, CA 94538, USA TEL: (510) 319-4000 FAX: (510) 661-0888
This report shall not be reproduced except in full, without the written approval of UL Verification Services Inc.

n258 SB1, ANT M2, Full-RB, SISO-Dual, QPSK, Mid-CH

1CC, 50 MHz CH BW

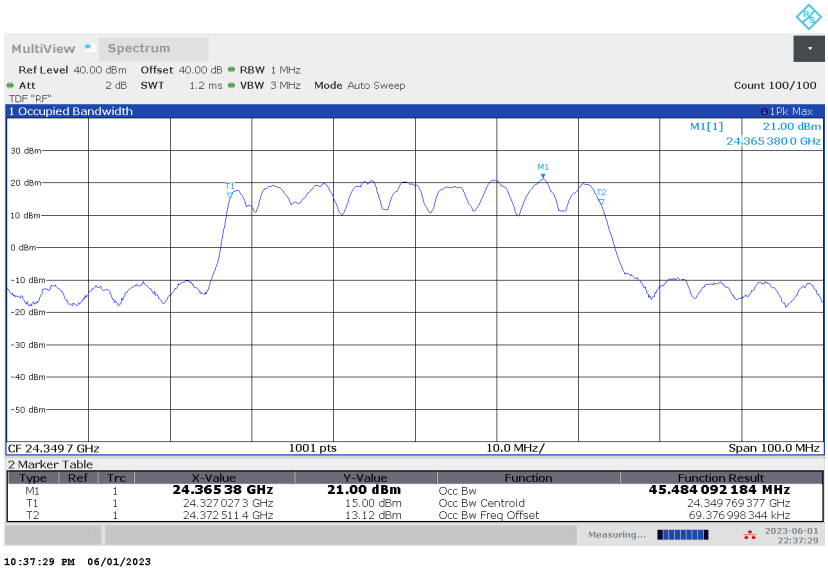

1CC, 100 MHz CH BW

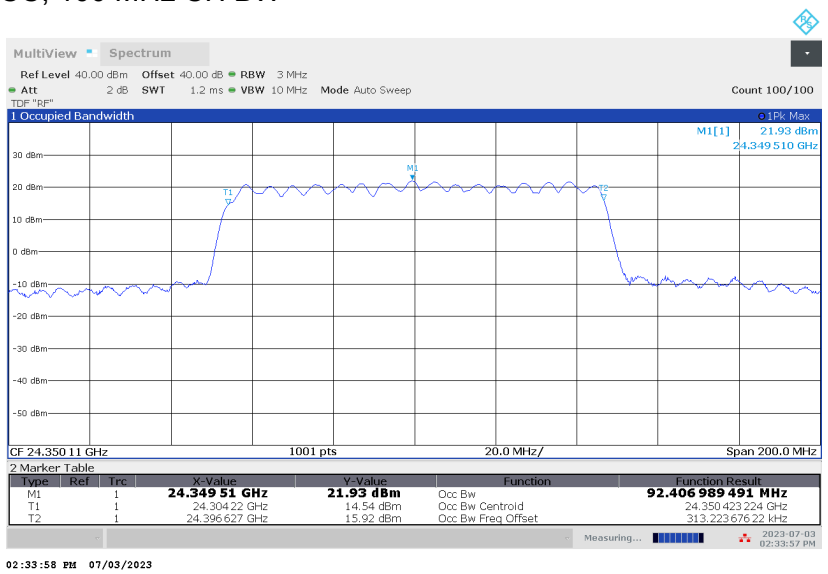

UL VERIFICATION SERVICES INC
47173 BENICIA STREET, FREMONT, CA 94538, USA TEL: (510) 319-4000 FAX: (510) 661-0888

This report shall not be reproduced except in full, without the written approval of UL Verification Services Inc.

2CC, 50 MHz CH BW

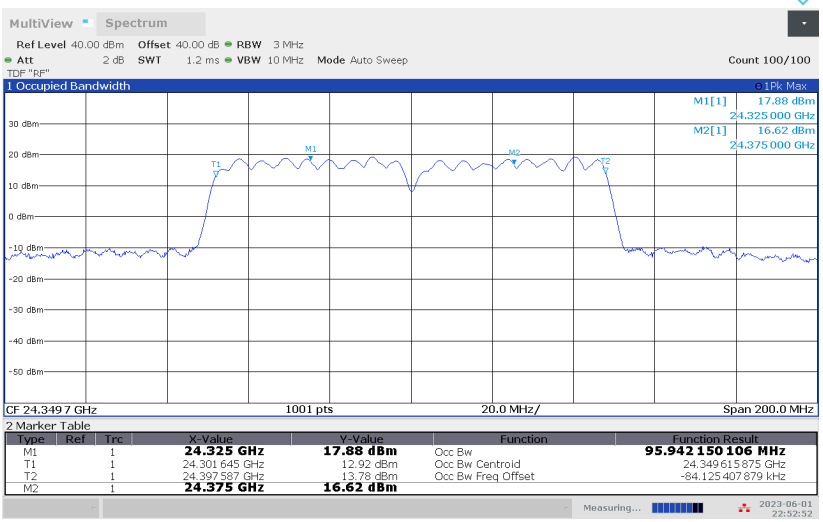

10:52:53 PM 06/01/2023

2CC, 100 MHz CH BW

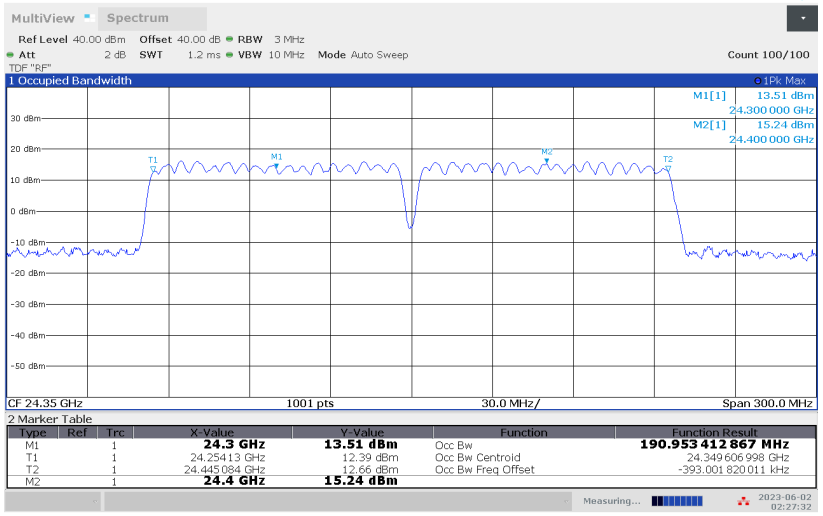

02:27:32 AM 06/02/2023

UL VERIFICATION SERVICES INC
47173 BENICIA STREET, FREMONT, CA 94538, USA TEL: (510) 319-4000 FAX: (510) 661-0888

This report shall not be reproduced except in full, without the written approval of UL Verification Services Inc.

3CC, 50 MHz CH BW

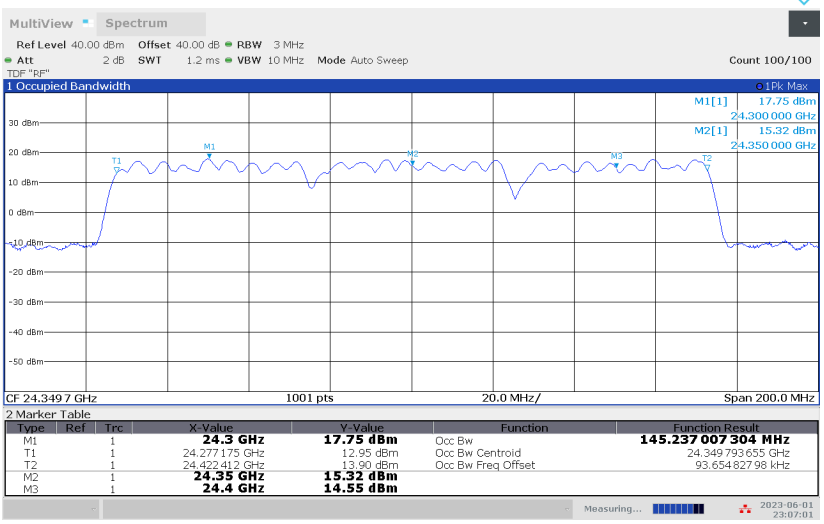

4CC, 50 MHz CH BW

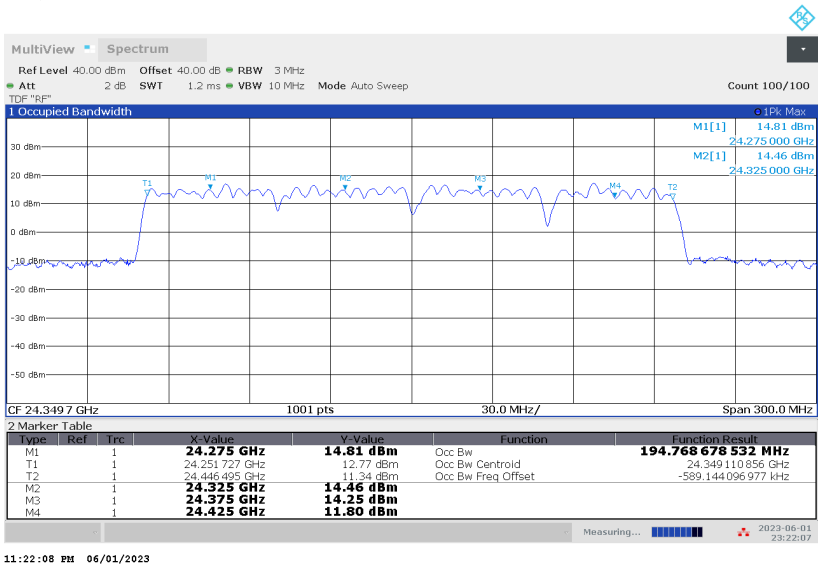

UL VERIFICATION SERVICES INC
47173 BENICIA STREET, FREMONT, CA 94538, USA TEL: (510) 319-4000 FAX: (510) 661-0888

This report shall not be reproduced except in full, without the written approval of UL Verification Services Inc.

n258 SB1, ANT M3, Full-RB

CCs Active	CH BW	Control System	Modulation	Channel	OBW (MHz)
1	50	SISO-DUAL	Pi/2 BPSK	Mid	46.55
		SISO-DUAL	QPSK	Low	46.48
				Mid	46.32
				High	46.43
		MIMO		Mid	46.62
		SISO		Mid	46.19
		SISO-DUAL	16QAM	Mid	46.21
		SISO-DUAL	64QAM	Mid	46.33
	100	SISO-DUAL	Pi/2 BPSK	Mid	93.25
		SISO-DUAL	QPSK	Low	92.35
				Mid	92.36
				High	92.48
		MIMO		Mid	95.91
		SISO		Mid	92.81
		SISO-DUAL	16QAM	Mid	92.77
		SISO-DUAL	64QAM	Mid	91.89
2	50	SISO-DUAL	Pi/2 BPSK	Mid	96.68
		SISO-DUAL	QPSK	Low	97.13
				Mid	96.99
				High	97.51
		MIMO		Mid	97.27
		SISO		Mid	96.83
		SISO-DUAL	16QAM	Mid	96.56
		SISO-DUAL	64QAM	Mid	96.39
	100	SISO-DUAL	Pi/2 BPSK	Mid	192.21
		SISO-DUAL	QPSK	Mid	191.23
		MIMO		Mid	193.21
		SISO		Mid	191.67
		SISO-DUAL	16QAM	Mid	192.34
		SISO-DUAL	64QAM	Mid	191.19

UL VERIFICATION SERVICES INC
47173 BENICIA STREET, FREMONT, CA 94538, USA TEL: (510) 319-4000 FAX: (510) 661-0888
This report shall not be reproduced except in full, without the written approval of UL Verification Services Inc.

n258 SB1, ANT M3, Full-RB

CCs Active	CH BW	Control System	Modulation	Channel	OBW (MHz)
3	50	SISO-DUAL	Pi/2 BPSK	Mid	146.81
		SISO-DUAL	QPSK	Low	145.88
				Mid	146.69
				High	146.36
		MIMO		Mid	146.55
		SISO		Mid	145.91
		SISO-DUAL	16QAM	Mid	146.28
		SISO-DUAL	64QAM	Mid	146.19
4	50	SISO-DUAL	Pi/2 BPSK	Mid	196.40
		SISO-DUAL	QPSK	Low	196.39
				Mid	197.02
				High	196.77
		MIMO		Mid	196.29
		SISO		Mid	195.86
		SISO-DUAL	16QAM	Mid	196.25
		SISO-DUAL	64QAM	Mid	195.77

UL VERIFICATION SERVICES INC
47173 BENICIA STREET, FREMONT, CA 94538, USA TEL: (510) 319-4000 FAX: (510) 661-0888
This report shall not be reproduced except in full, without the written approval of UL Verification Services Inc.

8.1.2. OBW n258 SB2

RESULTS

n258 SB2, ANT M1, Full-RB

CCs Active	CH BW	Control System	Modulation	Channel	OBW (MHz)
1	50	SISO-DUAL	QPSK	Mid	45.93
		MIMO			46.20
	100	SISO-DUAL			92.31
		MIMO			95.19
2	50	SISO-DUAL	QPSK	Mid	96.44
		MIMO			96.35
	100	SISO-DUAL			191.86
		MIMO			193.77
3	50	SISO-DUAL	QPSK	Mid	145.74
		MIMO			145.53
	100	SISO-DUAL			291.61
		MIMO			292.88
4	50	SISO-DUAL	QPSK	Mid	196.03
		MIMO			194.74
	100	SISO-DUAL			390.97
		MIMO			391.41

UL VERIFICATION SERVICES INC
47173 BENICIA STREET, FREMONT, CA 94538, USA TEL: (510) 319-4000 FAX: (510) 661-0888
This report shall not be reproduced except in full, without the written approval of UL Verification Services Inc.

n258 SB2, ANT M2, Full-RB

CCs Active	CH BW	Control System	Modulation	Channel	OBW (MHz)
1	50	SISO-DUAL	Pi/2 BPSK	Mid	45.50
		SISO-DUAL	QPSK	Low	46.38
				Mid	45.88
				High	45.67
		MIMO		Mid	46.41
		SISO		Mid	46.02
		SISO-DUAL	16QAM	Mid	45.85
		SISO-DUAL	64QAM	Mid	46.09
	100	SISO-DUAL	Pi/2 BPSK	Mid	92.43
		SISO-DUAL	QPSK	Low	92.40
				Mid	92.91
				High	93.35
		MIMO		Mid	95.10
		SISO		Mid	92.76
		SISO-DUAL	16QAM	Mid	91.83
		SISO-DUAL	64QAM	Mid	92.59
2	50	SISO-DUAL	Pi/2 BPSK	Mid	95.88
		SISO-DUAL	QPSK	Low	96.02
				Mid	95.54
				High	96.31
		MIMO		Mid	96.39
		SISO		Mid	96.44
		SISO-DUAL	16QAM	Mid	96.16
		SISO-DUAL	64QAM	Mid	95.80
	100	SISO-DUAL	Pi/2 BPSK	Mid	190.90
		SISO-DUAL	QPSK	Low	191.87
				Mid	191.68
				High	192.13
		MIMO		Mid	193.42
		SISO		Mid	191.62
		SISO-DUAL	16QAM	Mid	191.05
		SISO-DUAL	64QAM	Mid	191.24

UL VERIFICATION SERVICES INC
47173 BENICIA STREET, FREMONT, CA 94538, USA TEL: (510) 319-4000 FAX: (510) 661-0888
This report shall not be reproduced except in full, without the written approval of UL Verification Services Inc.

n258 SB2, ANT M2, Full-RB

CCs Active	CH BW	Control System	Modulation	Channel	OBW (MHz)
3	50	SISO-DUAL	Pi/2 BPSK	Mid	145.46
		SISO-DUAL	QPSK	Low	145.98
				Mid	144.89
				High	144.85
		MIMO		Mid	145.51
		SISO		Mid	145.82
		SISO-DUAL	16QAM	Mid	144.89
		SISO-DUAL	64QAM	Mid	145.58
	100	SISO-DUAL	Pi/2 BPSK	Mid	291.19
		SISO-DUAL	QPSK	Low	291.60
				Mid	291.94
				High	291.54
		MIMO		Mid	292.74
		SISO		Mid	290.85
		SISO-DUAL	16QAM	Mid	290.92
		SISO-DUAL	64QAM	Mid	290.69
4	50	SISO-DUAL	Pi/2 BPSK	Mid	195.56
		SISO-DUAL	QPSK	Low	194.61
				Mid	195.10
				High	195.00
		MIMO		Mid	194.60
		SISO		Mid	195.65
		SISO-DUAL	16QAM	Mid	195.18
		SISO-DUAL	64QAM	Mid	194.40
	100	SISO-DUAL	Pi/2 BPSK	Mid	390.41
		SISO-DUAL	QPSK	Low	390.24
				Mid	389.87
				High	390.65
		MIMO		Mid	392.01
		SISO		Mid	389.25
		SISO-DUAL	16QAM	Mid	389.46
		SISO-DUAL	64QAM	Mid	389.50

UL VERIFICATION SERVICES INC
47173 BENICIA STREET, FREMONT, CA 94538, USA TEL: (510) 319-4000 FAX: (510) 661-0888
This report shall not be reproduced except in full, without the written approval of UL Verification Services Inc.

n258 SB2, ANT M2, Full-RB, SISO-Dual, QPSK, Mid-CH

1CC, 50 MHz CH BW

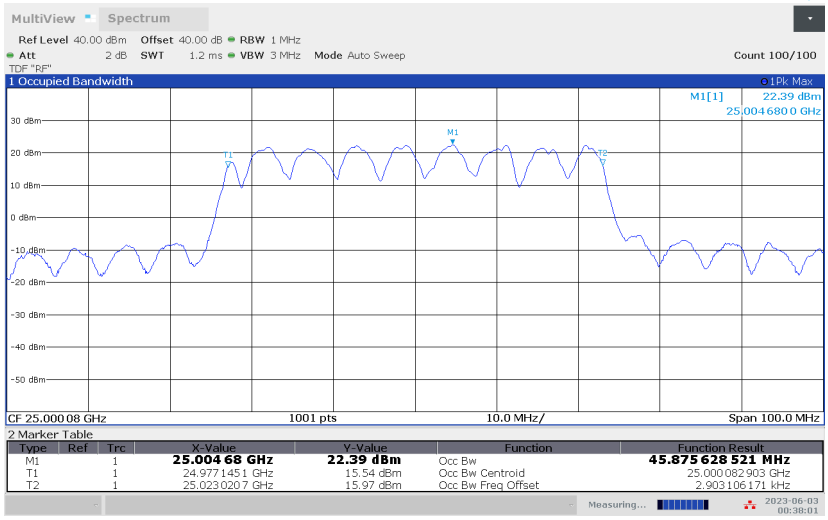

1CC, 100 MHz CH BW

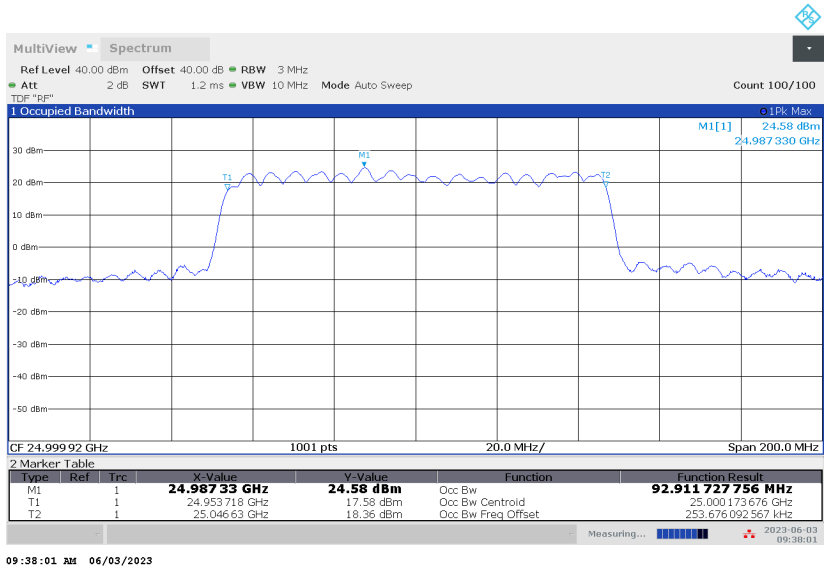

UL VERIFICATION SERVICES INC
47173 BENICIA STREET, FREMONT, CA 94538, USA TEL: (510) 319-4000 FAX: (510) 661-0888
This report shall not be reproduced except in full, without the written approval of UL Verification Services Inc.

2CC, 50 MHz CH BW

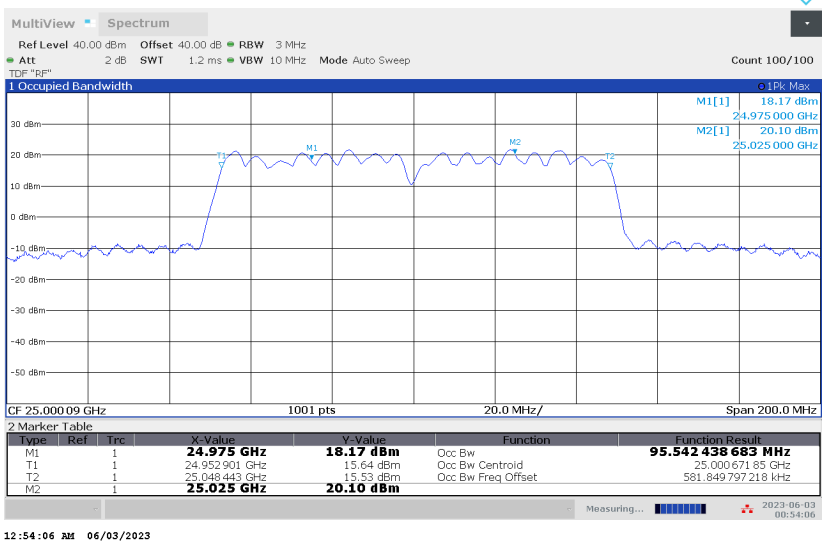

2CC, 100 MHz CH BW

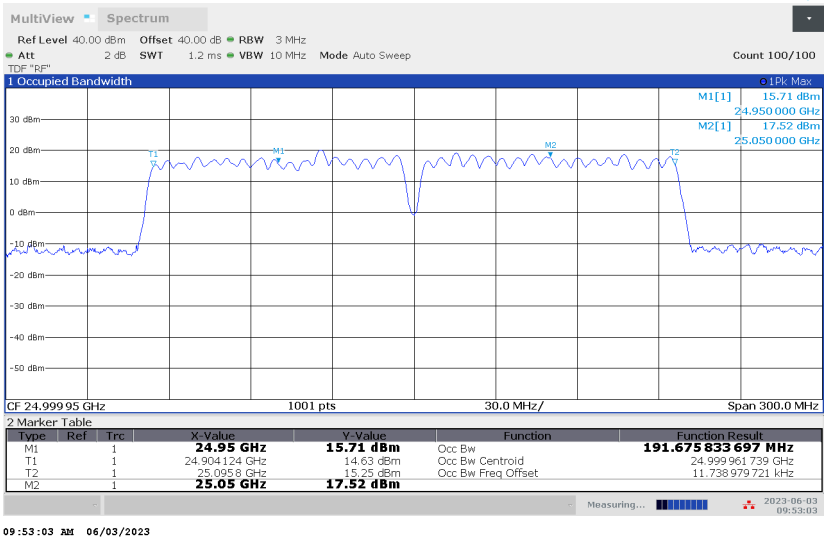

UL VERIFICATION SERVICES INC
47173 BENICIA STREET, FREMONT, CA 94538, USA TEL: (510) 319-4000 FAX: (510) 661-0888

This report shall not be reproduced except in full, without the written approval of UL Verification Services Inc.

3CC, 50 MHz CH BW

3CC, 100 MHz CH BW

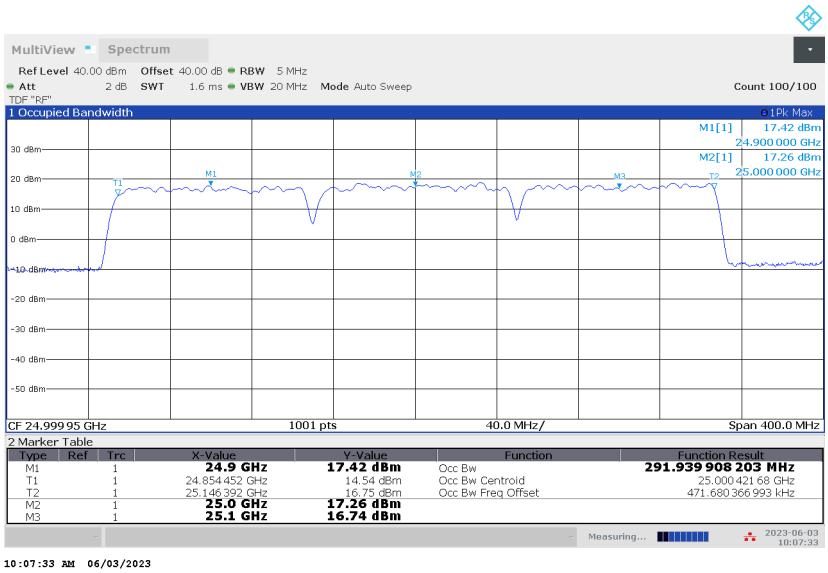

UL VERIFICATION SERVICES INC
47173 BENICIA STREET, FREMONT, CA 94538, USA TEL: (510) 319-4000 FAX: (510) 661-0888

This report shall not be reproduced except in full, without the written approval of UL Verification Services Inc.

4CC, 50 MHz CH BW

4CC, 100 MHz CH BW

UL VERIFICATION SERVICES INC
47173 BENICIA STREET, FREMONT, CA 94538, USA TEL: (510) 319-4000 FAX: (510) 661-0888

This report shall not be reproduced except in full, without the written approval of UL Verification Services Inc.

n258 SB2, ANT M3, Full-RB

CCs Active	CH BW	Control System	Modulation	Channel	OBW (MHz)
1	50	SISO-DUAL	Pi/2 BPSK	Mid	46.34
		SISO-DUAL	QPSK	Low	46.49
				Mid	46.50
				High	46.77
		MIMO		Mid	46.69
		SISO		Mid	46.21
		SISO-DUAL	16QAM	Mid	46.58
		SISO-DUAL	64QAM	Mid	46.12
	100	SISO-DUAL	Pi/2 BPSK	Mid	92.59
		SISO-DUAL	QPSK	Low	92.98
				Mid	93.36
				High	92.26
		MIMO		Mid	95.70
		SISO		Mid	92.60
		SISO-DUAL	16QAM	Mid	93.41
		SISO-DUAL	64QAM	Mid	92.61
2	50	SISO-DUAL	Pi/2 BPSK	Mid	96.80
		SISO-DUAL	QPSK	Low	97.38
				Mid	97.06
				High	97.80
		MIMO		Mid	96.83
		SISO		Mid	97.10
		SISO-DUAL	16QAM	Mid	97.35
		SISO-DUAL	64QAM	Mid	97.07
	100	SISO-DUAL	Pi/2 BPSK	Mid	190.40
		SISO-DUAL	QPSK	Low	190.83
				Mid	192.20
				High	190.79
		MIMO		Mid	193.20
		SISO		Mid	191.48
		SISO-DUAL	16QAM	Mid	191.73
		SISO-DUAL	64QAM	Mid	190.93

UL VERIFICATION SERVICES INC
47173 BENICIA STREET, FREMONT, CA 94538, USA TEL: (510) 319-4000 FAX: (510) 661-0888
This report shall not be reproduced except in full, without the written approval of UL Verification Services Inc.

n258 SB2, ANT M3, Full-RB

CCs Active	CH BW	Control System	Modulation	Channel	OBW (MHz)
3	50	SISO-DUAL	Pi/2 BPSK	Mid	146.75
		SISO-DUAL	QPSK	Low	146.69
				Mid	146.92
				High	146.61
		MIMO		Mid	146.46
		SISO		Mid	145.57
		SISO-DUAL	16QAM	Mid	145.56
		SISO-DUAL	64QAM	Mid	146.52
	100	SISO-DUAL	Pi/2 BPSK	Mid	289.66
		SISO-DUAL	QPSK	Low	290.27
				Mid	290.69
				High	290.59
		MIMO		Mid	293.46
		SISO		Mid	290.79
		SISO-DUAL	16QAM	Mid	289.60
		SISO-DUAL	64QAM	Mid	290.10
4	50	SISO-DUAL	Pi/2 BPSK	Mid	197.12
		SISO-DUAL	QPSK	Low	197.22
				Mid	197.25
				High	196.66
		MIMO		Mid	196.34
		SISO		Mid	196.92
		SISO-DUAL	16QAM	Mid	196.65
		SISO-DUAL	64QAM	Mid	196.37
	100	SISO-DUAL	Pi/2 BPSK	Mid	389.15
		SISO-DUAL	QPSK	Low	390.12
				Mid	389.14
				High	390.98
		MIMO		Mid	392.92
		SISO		Mid	390.57
		SISO-DUAL	16QAM	Mid	389.07
		SISO-DUAL	64QAM	Mid	389.52

UL VERIFICATION SERVICES INC
47173 BENICIA STREET, FREMONT, CA 94538, USA TEL: (510) 319-4000 FAX: (510) 661-0888
This report shall not be reproduced except in full, without the written approval of UL Verification Services Inc.

8.1.3. OBW n261

RESULTS

n261, ANT M1, Full-RB

CCs Active	CH BW	Control System	Modulation	Channel	OBW (MHz)
1	50	SISO-DUAL	QPSK	Mid	45.98
		MIMO			45.89
	100	SISO-DUAL			93.73
		MIMO			95.44
2	50	SISO-DUAL	QPSK	Mid	96.47
		MIMO			95.90
	100	SISO-DUAL			191.51
		MIMO			193.48
3	50	SISO-DUAL	QPSK	Mid	145.69
		MIMO			144.73
	100	SISO-DUAL			292.42
		MIMO			293.18
4	50	SISO-DUAL	QPSK	Mid	195.71
		MIMO			194.77
	100	SISO-DUAL			391.31
		MIMO			392.24

UL VERIFICATION SERVICES INC
47173 BENICIA STREET, FREMONT, CA 94538, USA TEL: (510) 319-4000 FAX: (510) 661-0888
This report shall not be reproduced except in full, without the written approval of UL Verification Services Inc.

n261, ANT M2, Full-RB

CCs Active	CH BW	Control System	Modulation	Channel	OBW (MHz)
1	50	SISO-DUAL	Pi/2 BPSK	Mid	45.89
		SISO-DUAL	QPSK	Low	45.61
				Mid	45.81
				High	46.16
		MIMO		Mid	45.89
		SISO		Mid	46.01
		SISO-DUAL	16QAM	Mid	45.97
		SISO-DUAL	64QAM	Mid	45.98
	100	SISO-DUAL	Pi/2 BPSK	Mid	92.45
		SISO-DUAL	QPSK	Low	93.13
				Mid	92.25
				High	92.30
		MIMO		Mid	95.20
		SISO		Mid	92.54
		SISO-DUAL	16QAM	Mid	91.79
		SISO-DUAL	64QAM	Mid	91.86
2	50	SISO-DUAL	Pi/2 BPSK	Mid	96.03
		SISO-DUAL	QPSK	Low	95.97
				Mid	95.55
				High	96.61
		MIMO		Mid	96.18
		SISO		Mid	96.85
		SISO-DUAL	16QAM	Mid	95.73
		SISO-DUAL	64QAM	Mid	96.11
	100	SISO-DUAL	Pi/2 BPSK	Mid	189.88
		SISO-DUAL	QPSK	Low	189.34
				Mid	190.04
				High	189.63
		MIMO		Mid	193.94
		SISO		Mid	191.14
		SISO-DUAL	16QAM	Mid	190.54
		SISO-DUAL	64QAM	Mid	190.65

UL VERIFICATION SERVICES INC
47173 BENICIA STREET, FREMONT, CA 94538, USA TEL: (510) 319-4000 FAX: (510) 661-0888
This report shall not be reproduced except in full, without the written approval of UL Verification Services Inc.

n261, ANT M2, Full-RB

CCs Active	CH BW	Control System	Modulation	Channel	OBW (MHz)
3	50	SISO-DUAL	Pi/2 BPSK	Mid	145.40
		SISO-DUAL	QPSK	Low	145.55
				Mid	144.87
				High	145.31
		MIMO		Mid	144.87
		SISO		Mid	145.94
		SISO-DUAL	16QAM	Mid	144.44
		SISO-DUAL	64QAM	Mid	145.32
	100	SISO-DUAL	Pi/2 BPSK	Mid	289.73
		SISO-DUAL	QPSK	Low	289.23
				Mid	290.46
				High	289.90
		MIMO		Mid	293.28
		SISO		Mid	290.36
		SISO-DUAL	16QAM	Mid	289.94
		SISO-DUAL	64QAM	Mid	289.63
4	50	SISO-DUAL	Pi/2 BPSK	Mid	194.98
		SISO-DUAL	QPSK	Low	194.88
				Mid	194.77
				High	194.68
		MIMO		Mid	194.31
		SISO		Mid	195.06
		SISO-DUAL	16QAM	Mid	194.07
		SISO-DUAL	64QAM	Mid	193.89
	100	SISO-DUAL	Pi/2 BPSK	Mid	390.13
		SISO-DUAL	QPSK	Low	390.15
				Mid	389.53
				High	388.65
		MIMO		Mid	392.38
		SISO		Mid	390.09
		SISO-DUAL	16QAM	Mid	389.28
		SISO-DUAL	64QAM	Mid	389.82

UL VERIFICATION SERVICES INC
47173 BENICIA STREET, FREMONT, CA 94538, USA TEL: (510) 319-4000 FAX: (510) 661-0888
This report shall not be reproduced except in full, without the written approval of UL Verification Services Inc.

n261, ANT M2, Full-RB, SISO-Dual, QPSK, Mid-CH

1CC, 50 MHz CH BW

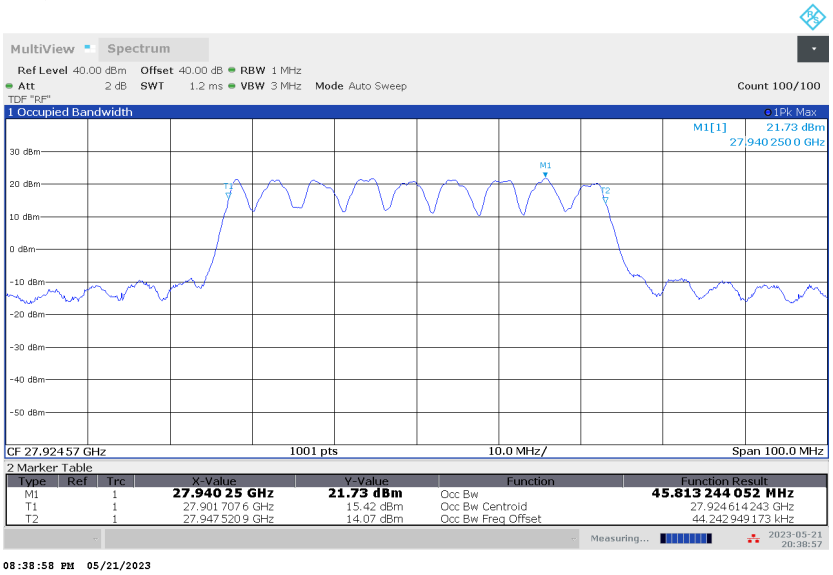

1CC, 100 MHz CH BW

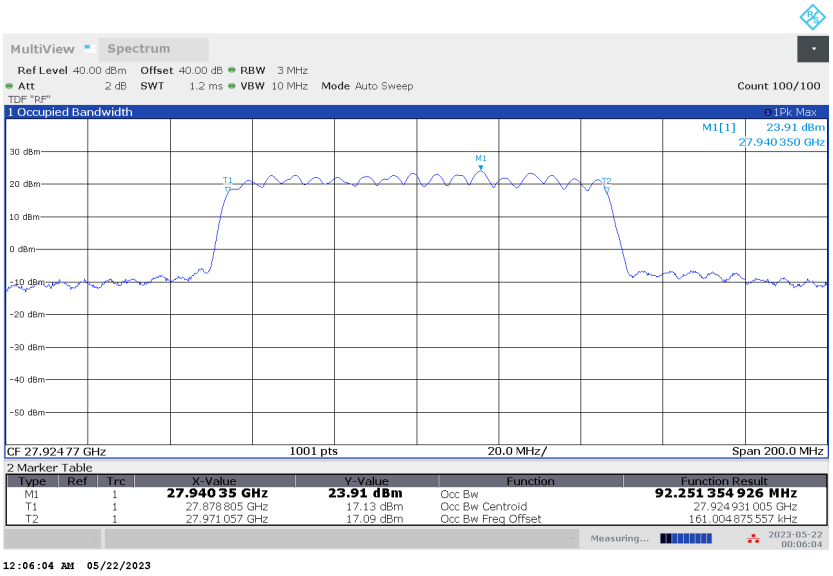

UL VERIFICATION SERVICES INC
47173 BENICIA STREET, FREMONT, CA 94538, USA TEL: (510) 319-4000 FAX: (510) 661-0888

This report shall not be reproduced except in full, without the written approval of UL Verification Services Inc.

2CC, 50 MHz CH BW

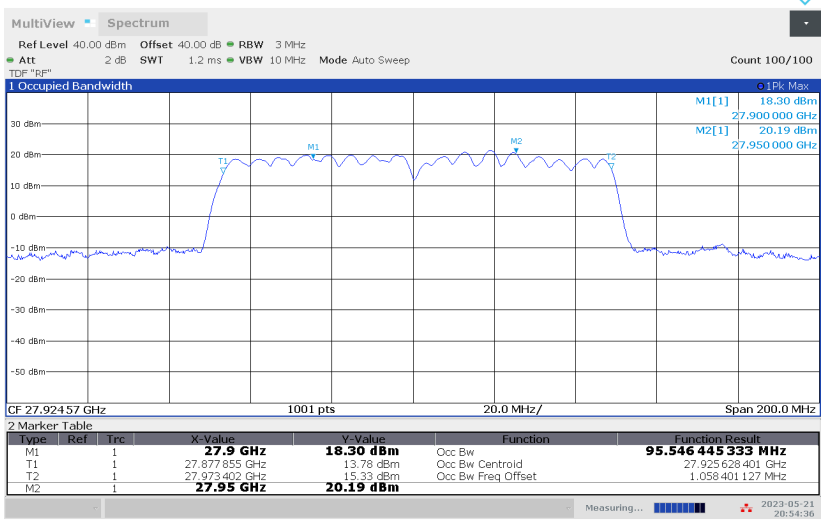

2CC, 100 MHz CH BW

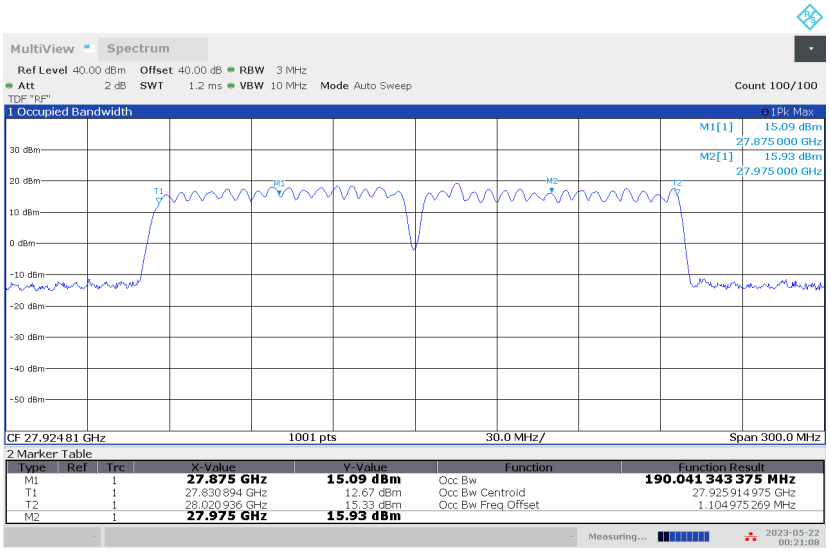

UL VERIFICATION SERVICES INC
47173 BENICIA STREET, FREMONT, CA 94538, USA TEL: (510) 319-4000 FAX: (510) 661-0888

This report shall not be reproduced except in full, without the written approval of UL Verification Services Inc.

3CC, 50 MHz CH BW

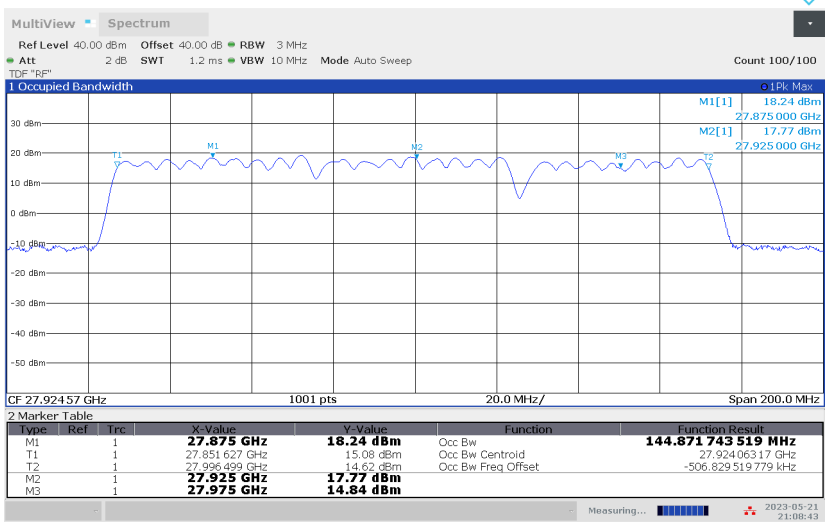

3CC, 100 MHz CH BW

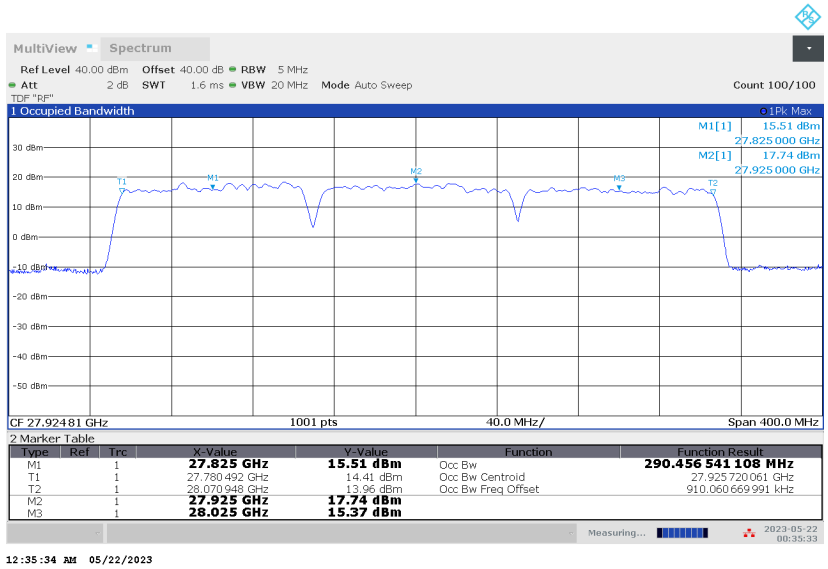

UL VERIFICATION SERVICES INC
47173 BENICIA STREET, FREMONT, CA 94538, USA TEL: (510) 319-4000 FAX: (510) 661-0888

This report shall not be reproduced except in full, without the written approval of UL Verification Services Inc.

4CC, 50 MHz CH BW

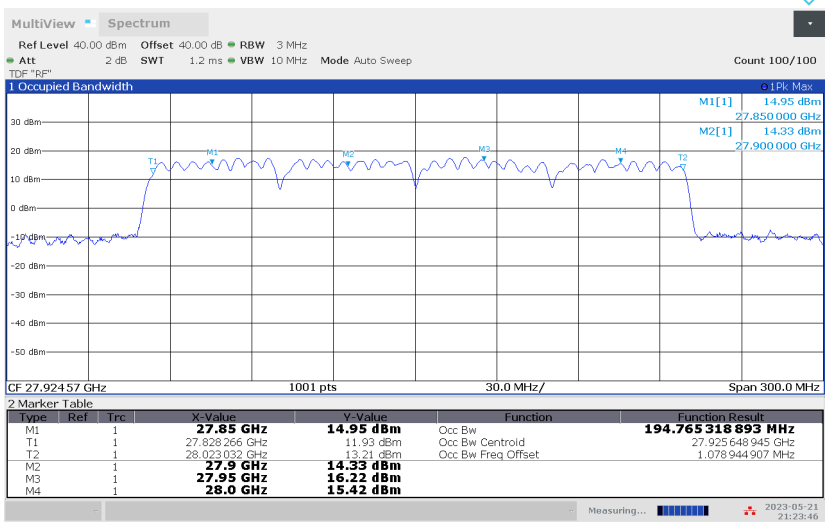

4CC, 100 MHz CH BW

UL VERIFICATION SERVICES INC
47173 BENICIA STREET, FREMONT, CA 94538, USA TEL: (510) 319-4000 FAX: (510) 661-0888

This report shall not be reproduced except in full, without the written approval of UL Verification Services Inc.

n261, ANT M3, Full-RB

CCs Active	CH BW	Control System	Modulation	Channel	OBW (MHz)
1	50	SISO-DUAL	Pi/2 BPSK	Mid	45.99
		SISO-DUAL	QPSK	Low	46.10
				Mid	46.24
				High	46.47
		MIMO		Mid	46.53
		SISO		Mid	46.01
		SISO-DUAL	16QAM	Mid	46.32
		SISO-DUAL	64QAM	Mid	46.05
	100	SISO-DUAL	Pi/2 BPSK	Mid	92.03
		SISO-DUAL	QPSK	Low	92.28
				Mid	91.97
				High	93.00
		MIMO		Mid	95.80
		SISO		Mid	92.82
		SISO-DUAL	16QAM	Mid	93.34
		SISO-DUAL	64QAM	Mid	92.32
2	50	SISO-DUAL	Pi/2 BPSK	Mid	96.24
		SISO-DUAL	QPSK	Low	96.47
				Mid	96.66
				High	96.94
		MIMO		Mid	96.44
		SISO		Mid	96.50
		SISO-DUAL	16QAM	Mid	96.28
		SISO-DUAL	64QAM	Mid	96.90
	100	SISO-DUAL	Pi/2 BPSK	Mid	191.30
		SISO-DUAL	QPSK	Low	191.97
				Mid	191.33
				High	190.14
		MIMO		Mid	193.29
		SISO		Mid	191.77
		SISO-DUAL	16QAM	Mid	191.23
		SISO-DUAL	64QAM	Mid	190.61

UL VERIFICATION SERVICES INC
47173 BENICIA STREET, FREMONT, CA 94538, USA TEL: (510) 319-4000 FAX: (510) 661-0888
This report shall not be reproduced except in full, without the written approval of UL Verification Services Inc.

n261, ANT M3, Full-RB

CCs Active	CH BW	Control System	Modulation	Channel	OBW (MHz)
3	50	SISO-DUAL	Pi/2 BPSK	Mid	145.69
		SISO-DUAL	QPSK	Low	145.97
				Mid	145.85
				High	146.69
		MIMO		Mid	145.22
		SISO		Mid	146.23
		SISO-DUAL	16QAM	Mid	145.90
		SISO-DUAL	64QAM	Mid	145.02
	100	SISO-DUAL	Pi/2 BPSK	Mid	290.72
		SISO-DUAL	QPSK	Low	291.72
				Mid	290.42
				High	290.74
		MIMO		Mid	292.07
		SISO		Mid	291.56
		SISO-DUAL	16QAM	Mid	289.95
		SISO-DUAL	64QAM	Mid	290.55
4	50	SISO-DUAL	Pi/2 BPSK	Mid	195.78
		SISO-DUAL	QPSK	Low	194.70
				Mid	195.69
				High	196.34
		MIMO		Mid	195.33
		SISO		Mid	195.85
		SISO-DUAL	16QAM	Mid	195.20
		SISO-DUAL	64QAM	Mid	194.86
	100	SISO-DUAL	Pi/2 BPSK	Mid	389.49
		SISO-DUAL	QPSK	Low	390.29
				Mid	389.65
				High	390.22
		MIMO		Mid	393.03
		SISO		Mid	391.26
		SISO-DUAL	16QAM	Mid	391.06
		SISO-DUAL	64QAM	Mid	390.22

UL VERIFICATION SERVICES INC
47173 BENICIA STREET, FREMONT, CA 94538, USA TEL: (510) 319-4000 FAX: (510) 661-0888
This report shall not be reproduced except in full, without the written approval of UL Verification Services Inc.

8.1.4. OBW n260

RESULTS

n260, ANT M1, Full-RB

CCs Active	CH BW	Control System	Modulation	Channel	OBW (MHz)
1	50	SISO-DUAL	QPSK	Mid	46.11
		MIMO			46.38
	100	SISO-DUAL			93.49
		MIMO			96.42
2	50	SISO-DUAL	QPSK	Mid	97.18
		MIMO			96.95
	100	SISO-DUAL			192.58
		MIMO			194.02
3	50	SISO-DUAL	QPSK	Mid	146.06
		MIMO			145.43
	100	SISO-DUAL			292.02
		MIMO			293.61
4	50	SISO-DUAL	QPSK	Mid	196.07
		MIMO			194.75
	100	SISO-DUAL			391.54
		MIMO			392.67

UL VERIFICATION SERVICES INC
47173 BENICIA STREET, FREMONT, CA 94538, USA TEL: (510) 319-4000 FAX: (510) 661-0888
This report shall not be reproduced except in full, without the written approval of UL Verification Services Inc.

n260, ANT M2, Full-RB

CCs Active	CH BW	Control System	Modulation	Channel	OBW (MHz)
1	50	SISO-DUAL	Pi/2 BPSK	Mid	46.01
		SISO-DUAL	QPSK	Low	46.21
				Mid	45.98
				High	46.29
		MIMO		Mid	46.52
		SISO		Mid	46.18
		SISO-DUAL	16QAM	Mid	45.95
		SISO-DUAL	64QAM	Mid	46.11
	100	SISO-DUAL	Pi/2 BPSK	Mid	91.93
		SISO-DUAL	QPSK	Low	91.89
				Mid	92.11
				High	91.24
		MIMO		Mid	95.90
		SISO		Mid	92.40
		SISO-DUAL	16QAM	Mid	92.12
		SISO-DUAL	64QAM	Mid	92.13
2	50	SISO-DUAL	Pi/2 BPSK	Mid	96.59
		SISO-DUAL	QPSK	Low	96.76
				Mid	96.67
				High	96.47
		MIMO		Mid	97.05
		SISO		Mid	97.05
		SISO-DUAL	16QAM	Mid	96.93
		SISO-DUAL	64QAM	Mid	96.90
	100	SISO-DUAL	Pi/2 BPSK	Mid	191.74
		SISO-DUAL	QPSK	Low	192.28
				Mid	190.99
				High	191.18
		MIMO		Mid	194.12
		SISO		Mid	191.70
		SISO-DUAL	16QAM	Mid	192.04
		SISO-DUAL	64QAM	Mid	191.76

UL VERIFICATION SERVICES INC
47173 BENICIA STREET, FREMONT, CA 94538, USA TEL: (510) 319-4000 FAX: (510) 661-0888
This report shall not be reproduced except in full, without the written approval of UL Verification Services Inc.

n260, ANT M2, Full-RB

CCs Active	CH BW	Control System	Modulation	Channel	OBW (MHz)
3	50	SISO-DUAL	Pi/2 BPSK	Mid	145.80
		SISO-DUAL	QPSK	Low	146.56
				Mid	146.18
				High	146.28
		MIMO		Mid	146.38
		SISO		Mid	145.95
		SISO-DUAL	16QAM	Mid	145.82
		SISO-DUAL	64QAM	Mid	145.35
	100	SISO-DUAL	Pi/2 BPSK	Mid	290.89
		SISO-DUAL	QPSK	Low	291.44
				Mid	290.90
				High	290.74
		MIMO		Mid	292.89
		SISO		Mid	291.11
		SISO-DUAL	16QAM	Mid	290.49
		SISO-DUAL	64QAM	Mid	291.25
4	50	SISO-DUAL	Pi/2 BPSK	Mid	195.69
		SISO-DUAL	QPSK	Low	195.41
				Mid	196.12
				High	195.61
		MIMO		Mid	194.85
		SISO		Mid	195.45
		SISO-DUAL	16QAM	Mid	194.96
		SISO-DUAL	64QAM	Mid	195.95
	100	SISO-DUAL	Pi/2 BPSK	Mid	389.68
		SISO-DUAL	QPSK	Low	388.74
				Mid	389.75
				High	389.48
		MIMO		Mid	392.48
		SISO		Mid	390.03
		SISO-DUAL	16QAM	Mid	389.93
		SISO-DUAL	64QAM	Mid	390.40

UL VERIFICATION SERVICES INC
47173 BENICIA STREET, FREMONT, CA 94538, USA TEL: (510) 319-4000 FAX: (510) 661-0888
This report shall not be reproduced except in full, without the written approval of UL Verification Services Inc.

n260, ANT M2, Full-RB, SISO-Dual, QPSK, Mid-CH

1CC, 50 MHz CH BW

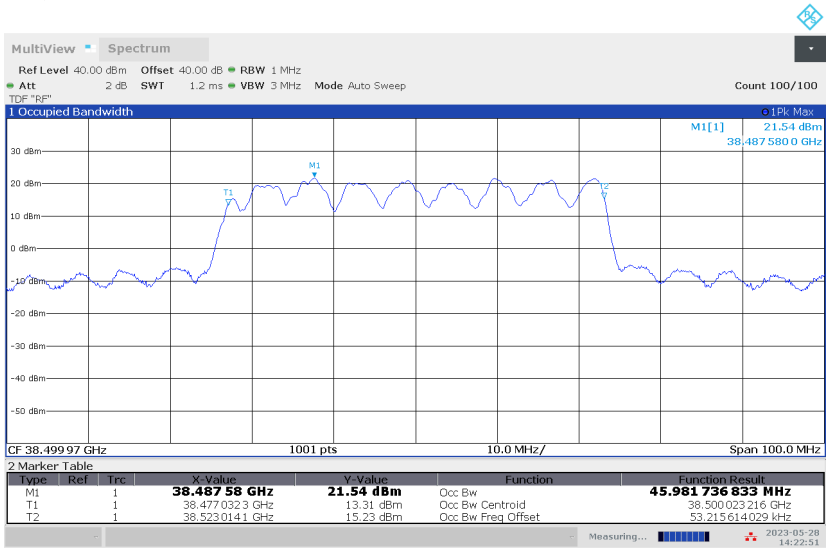

1CC, 100 MHz CH BW

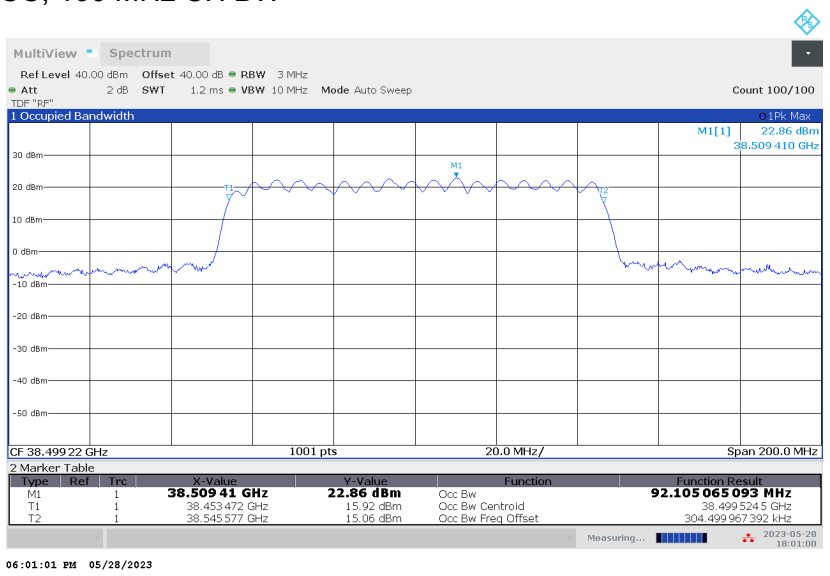

UL VERIFICATION SERVICES INC
47173 BENICIA STREET, FREMONT, CA 94538, USA TEL: (510) 319-4000 FAX: (510) 661-0888
This report shall not be reproduced except in full, without the written approval of UL Verification Services Inc.

2CC, 50 MHz CH BW

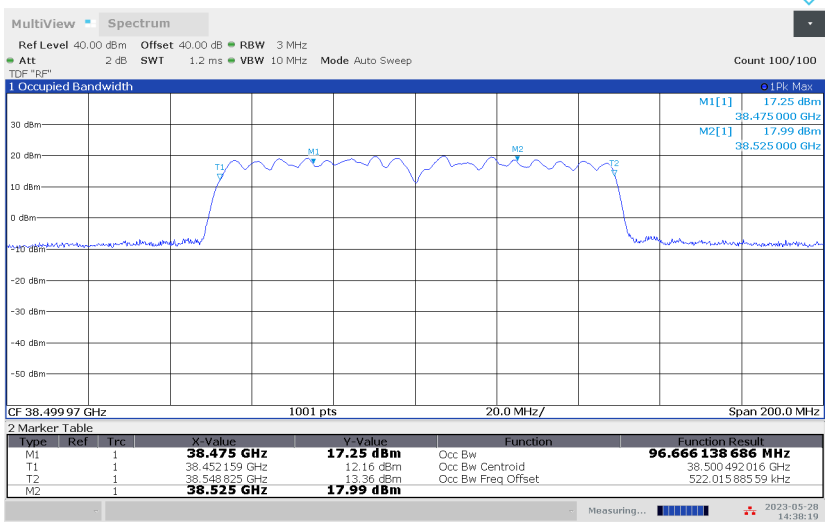

2CC, 100 MHz CH BW

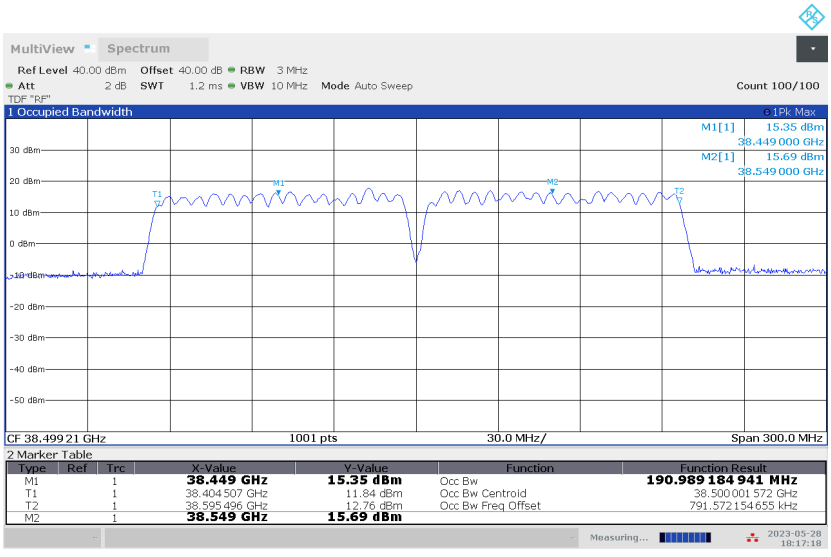

UL VERIFICATION SERVICES INC
47173 BENICIA STREET, FREMONT, CA 94538, USA TEL: (510) 319-4000 FAX: (510) 661-0888

This report shall not be reproduced except in full, without the written approval of UL Verification Services Inc.

3CC, 50 MHz CH BW

3CC, 100 MHz CH BW

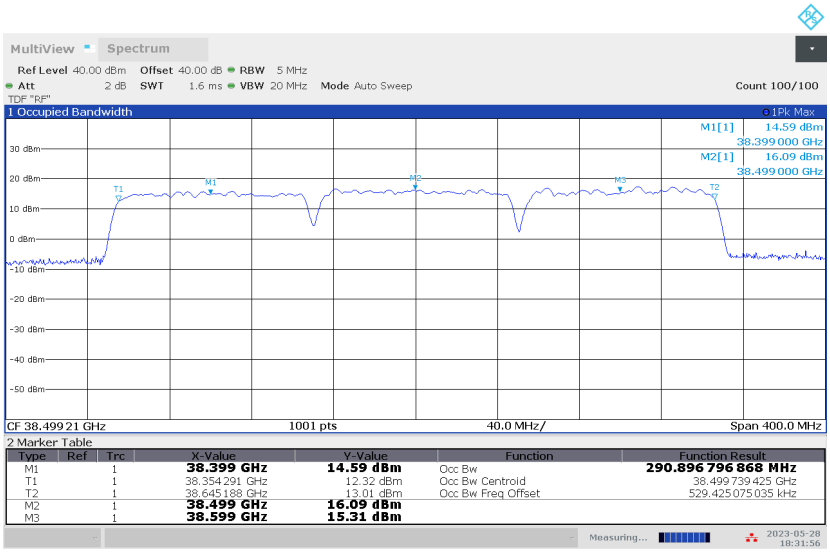

UL VERIFICATION SERVICES INC
47173 BENICIA STREET, FREMONT, CA 94538, USA TEL: (510) 319-4000 FAX: (510) 661-0888
This report shall not be reproduced except in full, without the written approval of UL Verification Services Inc.

4CC, 50 MHz CH BW

4CC, 100 MHz CH BW

UL VERIFICATION SERVICES INC
47173 BENICIA STREET, FREMONT, CA 94538, USA TEL: (510) 319-4000 FAX: (510) 661-0888

This report shall not be reproduced except in full, without the written approval of UL Verification Services Inc.

n260, ANT M3, Full-RB

CCs Active	CH BW	Control System	Modulation	Channel	OBW (MHz)
1	50	SISO-DUAL	Pi/2 BPSK	Mid	46.17
		SISO-DUAL	QPSK	Low	46.61
				Mid	46.45
				High	46.51
		MIMO		Mid	46.39
		SISO		Mid	46.32
		SISO-DUAL	16QAM	Mid	46.30
		SISO-DUAL	64QAM	Mid	46.44
	100	SISO-DUAL	Pi/2 BPSK	Mid	93.06
		SISO-DUAL	QPSK	Low	92.55
				Mid	93.24
				High	93.45
		MIMO		Mid	96.36
		SISO		Mid	92.60
		SISO-DUAL	16QAM	Mid	92.89
		SISO-DUAL	64QAM	Mid	93.30
2	50	SISO-DUAL	Pi/2 BPSK	Mid	96.80
		SISO-DUAL	QPSK	Low	96.61
				Mid	97.25
				High	97.49
		MIMO		Mid	97.20
		SISO		Mid	97.03
		SISO-DUAL	16QAM	Mid	97.48
		SISO-DUAL	64QAM	Mid	97.63
	100	SISO-DUAL	Pi/2 BPSK	Mid	191.75
		SISO-DUAL	QPSK	Low	191.69
				Mid	191.77
				High	191.40
		MIMO		Mid	194.13
		SISO		Mid	191.50
		SISO-DUAL	16QAM	Mid	190.87
		SISO-DUAL	64QAM	Mid	191.21

UL VERIFICATION SERVICES INC
47173 BENICIA STREET, FREMONT, CA 94538, USA TEL: (510) 319-4000 FAX: (510) 661-0888
This report shall not be reproduced except in full, without the written approval of UL Verification Services Inc.

n260, ANT M3, Full-RB

CCs Active	CH BW	Control System	Modulation	Channel	OBW (MHz)
3	50	SISO-DUAL	Pi/2 BPSK	Mid	147.10
		SISO-DUAL	QPSK	Low	146.79
				Mid	146.51
				High	146.43
		MIMO		Mid	145.91
		SISO		Mid	146.64
		SISO-DUAL	16QAM	Mid	146.55
		SISO-DUAL	64QAM	Mid	146.79
	100	SISO-DUAL	Pi/2 BPSK	Mid	292.77
		SISO-DUAL	QPSK	Low	291.82
				Mid	292.09
				High	292.04
		MIMO		Mid	294.44
		SISO		Mid	292.05
		SISO-DUAL	16QAM	Mid	291.46
		SISO-DUAL	64QAM	Mid	292.23
4	50	SISO-DUAL	Pi/2 BPSK	Mid	196.26
		SISO-DUAL	QPSK	Low	196.55
				Mid	195.65
				High	195.92
		MIMO		Mid	195.49
		SISO		Mid	196.15
		SISO-DUAL	16QAM	Mid	196.32
		SISO-DUAL	64QAM	Mid	196.27
	100	SISO-DUAL	Pi/2 BPSK	Mid	391.23
		SISO-DUAL	QPSK	Low	389.78
				Mid	391.30
				High	391.28
		MIMO		Mid	392.75
		SISO		Mid	391.04
		SISO-DUAL	16QAM	Mid	390.68
		SISO-DUAL	64QAM	Mid	391.30

UL VERIFICATION SERVICES INC
47173 BENICIA STREET, FREMONT, CA 94538, USA TEL: (510) 319-4000 FAX: (510) 661-0888
This report shall not be reproduced except in full, without the written approval of UL Verification Services Inc.

8.2. EQUIVALENT ISOTROPIC RADIATED POWER

RULE PART(S)

FCC: §2.1046, §30.202

LIMIT

30.202 (b) - For mobile stations, the average power of the sum of all antenna elements is limited to a maximum EIRP of +43 dBm.

TEST PROCEDURES

Radiated power measurements are performed using the signal analyzer's "channel power" measurement capability for signals with continuous operation.

- RBW = 1 – 5% of the OBW, not to exceed 1 MHz
- VBW ≥ 3 x RBW
- Span = 2x to 3x the OBW
- Number of measurement points in sweep > 2 x span / RBW
- Sweep time = auto-couple
- Detector = RMS
- Trace mode = Average over 100 sweeps

KDB 842590 D01 Upper Microwave Flexible Use Service v01r02 Section 4.2
ANSI C63.26-2015 Clause 5.2, Clause 5.5, Clause 6.4, and Annex C.5.2

EIRP measurements of variable frequency bands were performed at the far field test distance listed on Section 5.

EIRP was calculated using the equations on ANSI C63.26-2015 Annex C.5.2. The total correction factors of horn antenna gain, cable loss and far-field path loss were calculated using equations C.8 and C.9, and pre-loaded into spectrum analyzer.

Sample calculation of EIRP:

Total Correction Factor = Cable Loss (dB) – Horn Ant Gain (dBi) + Path Loss (dB)
= 4 – 23 + 71
= 52 dB

EIRP = $P_{measured}$(dBm), where Total Correction Factor preloaded.

In order to properly display of signal level on the plots, the pre-loaded correction factors were intentional lowered by 40 dB and an offset factor of 40 dB was applied on spectrum analyzer to compensate the true correction factors across frequency range of measurement.

Radiated power levels are investigated while the receive antenna was rotated through all angles to determine the worst-case polarization/positioning.

UL VERIFICATION SERVICES INC
47173 BENICIA STREET, FREMONT, CA 94538, USA TEL: (510) 319-4000 FAX: (510) 661-0888
This report shall not be reproduced except in full, without the written approval of UL Verification Services Inc.

The SISO mode operates with either the horizontal or vertical elements active. The SISO-Dual mode operates with both horizontal and vertical elements active at the same power per polarization as the SISO mode. Therefore, the SISO-Dual mode represents the highest total EIRP across both SISO and SISO-Dual modes, only spot checks were performed on the SISO mode to confirm this. Single RB (highest power) and full RB allocations were measured.

For Ant M2 and Ant M3, Pi/2 BPSK, QPSK, 16QAM and 64QAM modulations were all investigated in SISO-Dual mode. The highest power mode is QPSK for the modulations with SISO-Dual mode. Spot checks in QPSK modulation were performed on the SISO and MIMO modes. Full data is provided for these combinations.

For Ant M1, only single RB of Mid Channel, QPSK modulation in SISO-Dual mode of each channel bandwidth is investigated to verify the lower EIRP, comparing to Ant M2.

To minimize report size, the 1CC to 4CC plots of Full RB, SISO-Dual, QPSK, any of tested low/mid/high CH with both channel bandwidths on Ant M2 are provided to demonstrate the test parameter setting on signal analyzer. The tabular data includes data for the other combination of test modes.

RESULTS

See the following pages.

Employee IDs: 19437, 19459, 24303, 25368, 27294, 27446, 27780, 27818
Test Date: 05/14/23 – 07/19/23
Test Locations: 01-mmW-A, -B, -C & -D

UL VERIFICATION SERVICES INC
47173 BENICIA STREET, FREMONT, CA 94538, USA TEL: (510) 319-4000 FAX: (510) 661-0888
This report shall not be reproduced except in full, without the written approval of UL Verification Services Inc.

8.2.1. EIRP n258 SB1 ANT M1

SISO-Dual

CCs Active	CH BW	Modulation	Channel	Frequency	RB	Avg EIRP	Limit	Margin
	(MHz)			(GHz)	(Size/Offset)	(dBm)	(dBm)	(dB)
1	50	QPSK	Mid	24.350	1/15	22.80	43	-20.20
	100			24.349	1/32	22.85	43	-20.15

UL VERIFICATION SERVICES INC
47173 BENICIA STREET, FREMONT, CA 94538, USA TEL: (510) 319-4000 FAX: (510) 661-0888
This report shall not be reproduced except in full, without the written approval of UL Verification Services Inc.

8.2.2. EIRP n258 SB1 ANT M2

SISO

CCs Active	CH BW	Modulation	Channel	Frequency	Ant Pol	RB	Avg EIRP	Limit	Margin
	(MHz)			(GHz)		(Size/Offset)	(dBm)	(dBm)	(dB)
1	50	QPSK	Mid	24.349	H	1/15	26.36	43	-16.64
	100			24.349		1/32	26.50	43	-16.50
2	50			24.324		1/15	19.26	43	-23.74
	100			24.299		1/32	19.32	43	-23.68
3	50			24.299		1/15	19.49	43	-23.51
4	50			24.274		1/15	19.53	43	-23.47

UL VERIFICATION SERVICES INC
47173 BENICIA STREET, FREMONT, CA 94538, USA TEL: (510) 319-4000 FAX: (510) 661-0888
This report shall not be reproduced except in full, without the written approval of UL Verification Services Inc.

SISO-Dual

CCs Active	CH BW (MHz)	Modulation	Channel	Frequency (GHz)	RB (Size/Offset)	Avg EIRP (dBm)	Limit (dBm)	Margin (dB)
1	50	Pi/2 BPSK	Mid	24.349	1/15	27.54	43	-15.46
		QPSK	Low	24.253	1/0	27.16	43	-15.84
				24.274	1/15	27.32	43	-15.68
				24.275	32/0	26.40	43	-16.60
			Mid	24.349	1/15	28.01	43	-14.99
				24.350	32/0	25.41	43	-17.59
			High	24.424	1/15	28.65	43	-14.35
				24.447	1/31	27.51	43	-15.49
				24.425	32/0	25.47	43	-17.53
		16QAM	Mid	24.349	1/15	25.53	43	-17.47
		64QAM	Mid	24.349	1/15	23.83	43	-19.17
	100	Pi/2 BPSK	Mid	24.349	1/32	28.70	43	-14.30
		QPSK	Low	24.253	1/0	26.97	43	-16.03
				24.299	1/32	28.35	43	-14.65
				24.299	64/0	25.55	43	-17.45
			Mid	24.349	1/32	28.46	43	-14.54
				24.350	64/1	25.31	43	-17.69
			High	24.399	1/32	28.80	43	-14.20
				24.447	1/65	23.72	43	-19.28
				24.402	64/2	25.29	43	-17.71
		16QAM	Mid	24.349	1/32	26.78	43	-16.22
		64QAM	Mid	24.349	1/32	24.50	43	-18.50
2	50	QPSK	Low	24.253	1/0	22.31	43	-20.69
				24.275	32/0	23.97	43	-19.03
			Mid	24.303	1/0	22.17	43	-20.83
				24.324	1/15	22.47	43	-20.53
				24.374	1/31	23.08	43	-19.92
			High	24.397	1/31	22.75	43	-20.25
				24.375	32/0	22.99	43	-20.01
	100	Pi/2 BPSK	Mid	24.300	64/1	21.94	43	-21.06
		QPSK	Low	24.253	1/0	21.85	43	-21.15
			Mid	24.253	1/0	21.05	43	-21.95
				24.299	1/32	21.13	43	-21.87
				24.399	1/65	20.93	43	-22.07
				24.300	64/1	21.97	43	-21.03
			High	24.347	1/65	23.89	43	-19.11
		16QAM	Mid	24.300	64/1	20.06	43	-22.94
		64QAM	Mid	24.300	64/1	18.05	43	-24.95

UL VERIFICATION SERVICES INC
47173 BENICIA STREET, FREMONT, CA 94538, USA TEL: (510) 319-4000 FAX: (510) 661-0888
This report shall not be reproduced except in full, without the written approval of UL Verification Services Inc.

SISO-Dual

CCs Active	CH BW (MHz)	Modulation	Channel	Frequency (GHz)	RB (Size/Offset)	Avg EIRP (dBm)	Limit (dBm)	Margin (dB)
3	50	QPSK	Low	24.253	1/0	22.29	43	-20.71
				24.275	32/0	23.98	43	-19.02
			Mid	24.278	1/0	20.33	43	-22.67
				24.299	1/15	20.62	43	-22.38
				24.322	1/31	20.44	43	-22.56
			High	24.347	1/31	21.57	43	-21.43
				24.325	32/0	22.93	43	-20.07
4	50	QPSK	Low	24.253	1/0	22.11	43	-20.89
				24.275	32/0	24.23	43	-18.77
			Mid	24.253	1/0	21.84	43	-21.16
				24.274	1/15	20.17	43	-22.83
				24.297	1/31	22.91	43	-20.09
			High	24.297	1/31	21.46	43	-21.54
				24.275	32/0	23.16	43	-19.84

UL VERIFICATION SERVICES INC
47173 BENICIA STREET, FREMONT, CA 94538, USA TEL: (510) 319-4000 FAX: (510) 661-0888
This report shall not be reproduced except in full, without the written approval of UL Verification Services Inc.

MIMO

CCs Active	CH BW (MHz)	Modulation	Channel	Frequency (GHz)	RB (Size/Offset)	Avg EIRP (dBm)	Limit (dBm)	Margin (dB)
1	50	QPSK	Low	24.275	32/0	24.26	43	-18.74
			Mid	24.349	1/15	25.23	43	-17.77
				24.350	32/0	23.73	43	-19.27
			High	24.425	32/0	24.64	43	-18.36
	100		Mid	24.351	1/33	27.12	43	-15.88
				24.350	66/0	24.71	43	-18.29
2	50	QPSK	Low	24.275	32/0	22.13	43	-20.87
			Mid	24.324	1/15	21.56	43	-21.44
				24.325	32/0	21.83	43	-21.17
			High	24.375	32/0	22.46	43	-20.54
	100		Mid	24.301	1/33	23.27	43	-19.73
				24.300	66/0	23.10	43	-19.90
3	50	QPSK	Low	24.275	32/0	22.31	43	-20.69
			Mid	24.299	1/15	21.36	43	-21.64
				24.300	32/0	21.84	43	-21.16
			High	24.325	32/0	22.55	43	-20.45
4	50	QPSK	Low	24.275	32/0	22.42	43	-20.58
			Mid	24.274	1/15	21.81	43	-21.19
				24.275	32/0	21.81	43	-21.19
			High	24.275	32/0	22.51	43	-20.49

UL VERIFICATION SERVICES INC
47173 BENICIA STREET, FREMONT, CA 94538, USA TEL: (510) 319-4000 FAX: (510) 661-0888
This report shall not be reproduced except in full, without the written approval of UL Verification Services Inc.

n258 SB1, ANT M2, Full-RB, SISO-Dual, QPSK, 1CC

50 MHz CH BW, Low CH

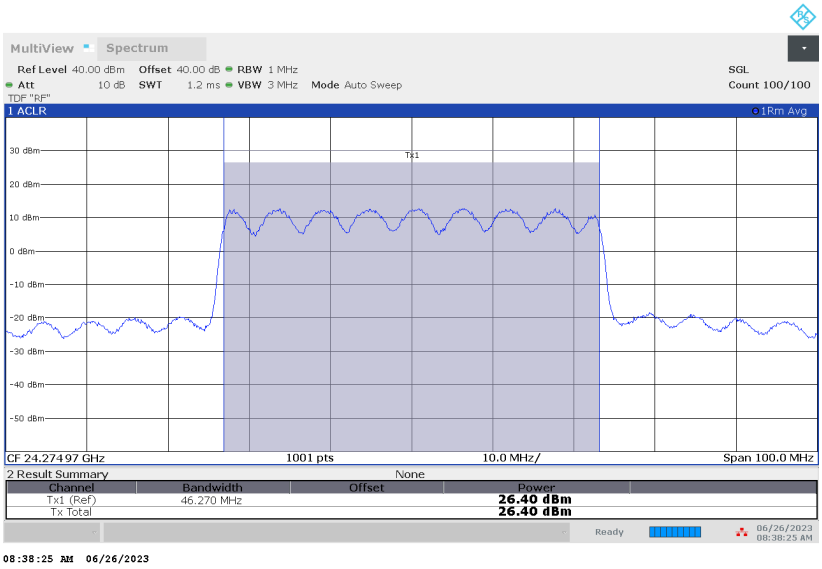

100 MHz CH BW, Low CH

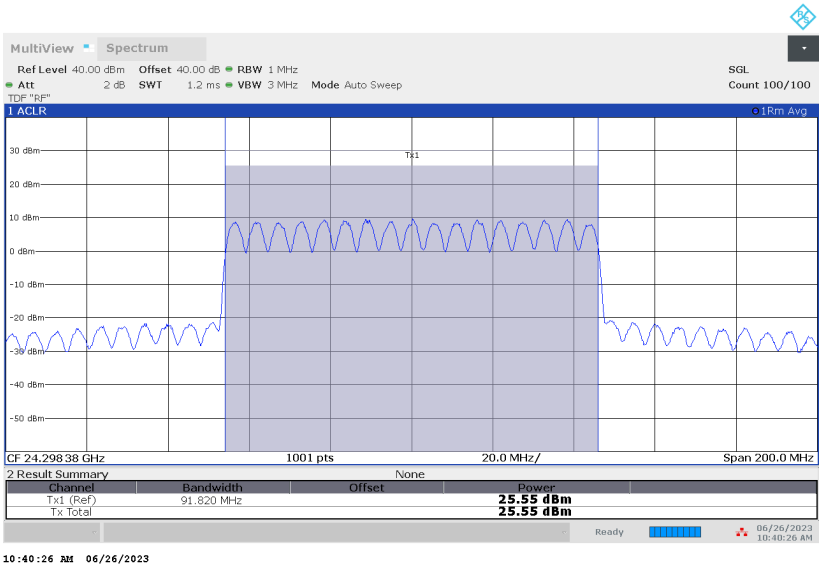

UL VERIFICATION SERVICES INC
47173 BENICIA STREET, FREMONT, CA 94538, USA TEL: (510) 319-4000 FAX: (510) 661-0888
This report shall not be reproduced except in full, without the written approval of UL Verification Services Inc.

n258 SB1, ANT M2, Full-RB, SISO-Dual, QPSK, 2CC

50 MHz CH BW, Low CH

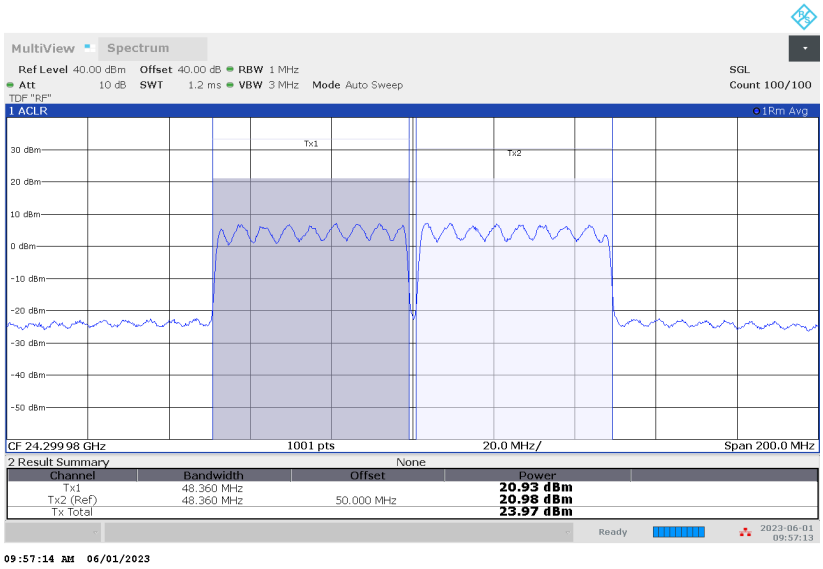

100 MHz CH BW, Mid CH

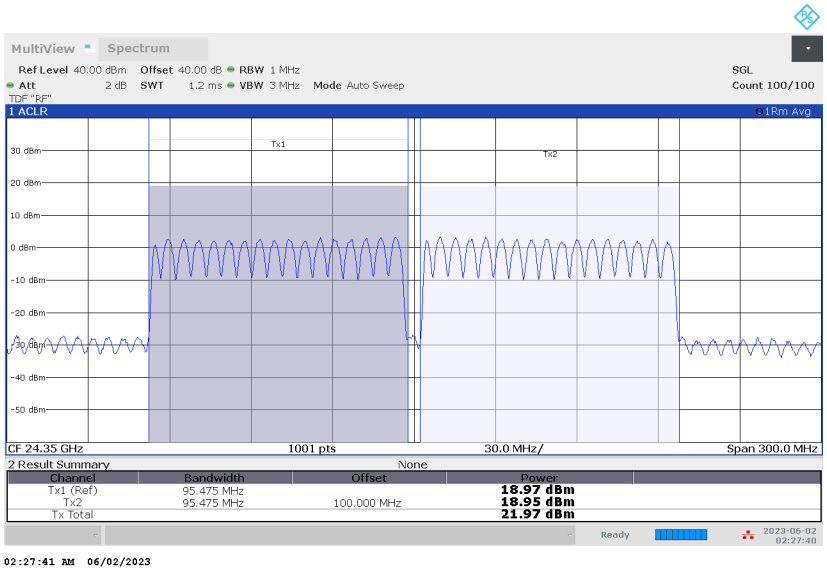

UL VERIFICATION SERVICES INC
47173 BENICIA STREET, FREMONT, CA 94538, USA TEL: (510) 319-4000 FAX: (510) 661-0888

This report shall not be reproduced except in full, without the written approval of UL Verification Services Inc.

n258 SB1, ANT M2, Full-RB, SISO-Dual, QPSK, 3CC

50 MHz CH BW, Low CH

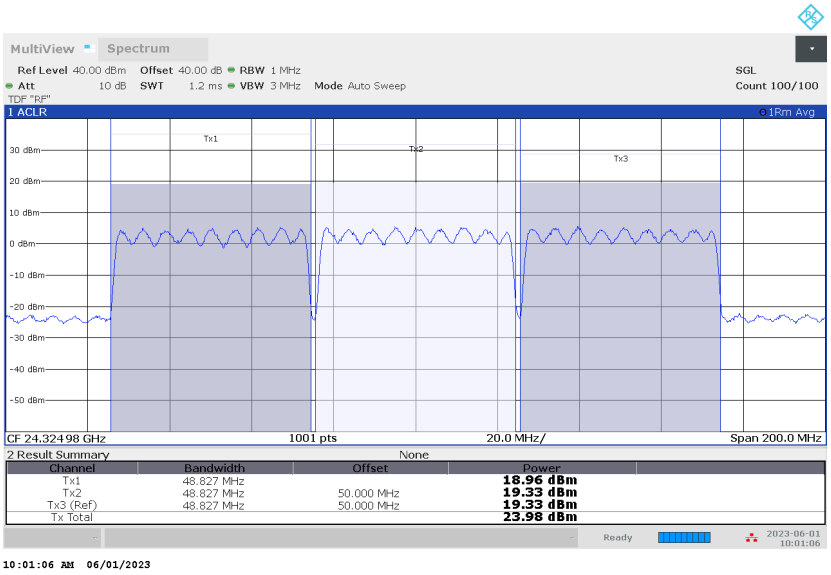

n258 SB1, ANT M2, Full-RB, SISO-Dual, QPSK, 4CC

50 MHz CH BW, Low CH

UL VERIFICATION SERVICES INC
47173 BENICIA STREET, FREMONT, CA 94538, USA TEL: (510) 319-4000 FAX: (510) 661-0888
This report shall not be reproduced except in full, without the written approval of UL Verification Services Inc.

8.2.3. EIRP n258 SB1 ANT M3

SISO

CCs Active	CH BW	Modulation	Channel	Frequency	Ant Pol	RB	Avg EIRP	Limit	Margin
	(MHz)			(GHz)		(Size/Offset)	(dBm)	(dBm)	(dB)
1	50	QPSK	Mid	24.349	H	1/15	26.12	43	-16.88
	100			24.349		1/32	25.90	43	-17.10
2	50			24.324		1/15	18.75	43	-24.25
	100			24.299		1/32	18.87	43	-24.13
3	50			24.299		1/15	18.94	43	-24.06
4	50			24.274		1/15	19.04	43	-23.96

UL VERIFICATION SERVICES INC
47173 BENICIA STREET, FREMONT, CA 94538, USA TEL: (510) 319-4000 FAX: (510) 661-0888
This report shall not be reproduced except in full, without the written approval of UL Verification Services Inc.

SISO-Dual

CCs Active	CH BW (MHz)	Modulation	Channel	Frequency (GHz)	RB (Size/Offset)	Avg EIRP (dBm)	Limit (dBm)	Margin (dB)
1	50	Pi/2 BPSK	Mid	24.349	1/15	29.90	43	-13.10
		QPSK	Low	24.253	1/0	27.23	43	-15.77
				24.274	1/15	29.19	43	-13.81
				24.275	32/0	26.76	43	-16.24
			Mid	24.349	1/15	29.64	43	-13.36
				24.350	32/0	27.09	43	-15.91
			High	24.424	1/15	29.93	43	-13.07
				24.447	1/31	29.03	43	-13.97
				24.425	32/0	27.20	43	-15.80
		16QAM	Mid	24.349	1/15	27.40	43	-15.60
		64QAM	Mid	24.349	1/15	25.29	43	-17.71
	100	Pi/2 BPSK	Mid	24.349	1/32	29.81	43	-13.19
		QPSK	Low	24.253	1/0	26.50	43	-16.50
				24.299	1/32	29.33	43	-13.67
				24.299	64/0	26.68	43	-16.32
			Mid	24.349	1/32	29.15	43	-13.85
				24.350	64/1	27.05	43	-15.95
			High	24.399	1/32	29.36	43	-13.64
				24.447	1/65	28.36	43	-14.64
				24.401	64/2	27.39	43	-15.61
		16QAM	Mid	24.349	1/32	27.26	43	-15.74
		64QAM	Mid	24.349	1/32	25.61	43	-17.39
2	50	QPSK	Low	24.253	1/0	23.49	43	-19.51
				24.275	32/0	25.04	43	-17.96
			Mid	24.303	1/0	22.68	43	-20.32
				24.324	1/15	22.42	43	-20.58
				24.347	1/31	23.85	43	-19.15
			High	24.397	1/31	23.50	43	-19.50
				24.375	32/0	23.93	43	-19.07
	100	Pi/2 BPSK	Mid	24.300	64/1	24.99	43	-18.01
		QPSK	Low	24.253	1/0	20.34	43	-22.66
			Mid	24.253	1/0	20.41	43	-22.59
				24.299	1/32	22.37	43	-20.63
				24.347	1/65	22.59	43	-20.41
				24.300	64/1	24.97	43	-18.03
			High	24.347	1/65	22.04	43	-20.96
		16QAM	Mid	24.300	64/1	23.07	43	-19.93
		64QAM	Mid	24.300	64/1	20.81	43	-22.19

UL VERIFICATION SERVICES INC
47173 BENICIA STREET, FREMONT, CA 94538, USA TEL: (510) 319-4000 FAX: (510) 661-0888
This report shall not be reproduced except in full, without the written approval of UL Verification Services Inc.

SISO-Dual

CCs Active	CH BW (MHz)	Modulation	Channel	Frequency (GHz)	RB (Size/Offset)	Avg EIRP (dBm)	Limit (dBm)	Margin (dB)
3	50	QPSK	Low	24.253	1/0	23.76	43	-19.24
				24.275	32/0	24.91	43	-18.09
			Mid	24.278	1/0	23.44	43	-19.56
				24.299	1/15	23.09	43	-19.91
				24.322	1/31	23.22	43	-19.78
			High	24.347	1/31	22.88	43	-20.12
				24.325	32/0	23.76	43	-19.24
4	50	QPSK	Low	24.253	1/0	23.67	43	-19.33
				24.275	32/0	25.07	43	-17.93
			Mid	24.253	1/0	22.18	43	-20.82
				24.274	1/15	22.56	43	-20.44
				24.297	1/31	23.13	43	-19.87
			High	24.297	1/31	23.30	43	-19.70
				24.275	32/0	23.66	43	-19.34

UL VERIFICATION SERVICES INC
47173 BENICIA STREET, FREMONT, CA 94538, USA TEL: (510) 319-4000 FAX: (510) 661-0888
This report shall not be reproduced except in full, without the written approval of UL Verification Services Inc.

MIMO

CCs Active	CH BW (MHz)	Modulation	Channel	Frequency (GHz)	RB (Size/Offset)	Avg EIRP (dBm)	Limit (dBm)	Margin (dB)
1	50	QPSK	Low	24.275	32/0	25.02	43	-17.98
			Mid	24.349	1/15	27.00	43	-16.00
				24.350	32/0	24.78	43	-18.22
			High	24.425	32/0	25.13	43	-17.87
	100		Mid	24.351	1/33	28.51	43	-14.49
				24.350	66/0	25.51	43	-17.49
2	50	QPSK	Low	24.275	32/0	22.86	43	-20.14
			Mid	24.324	1/15	22.34	43	-20.66
				24.325	32/0	22.65	43	-20.35
			High	24.375	32/0	22.84	43	-20.16
	100		Mid	24.301	1/33	24.12	43	-18.88
				24.300	66/0	23.25	43	-19.75
3	50	QPSK	Low	24.275	32/0	23.00	43	-20.00
			Mid	24.299	1/15	23.07	43	-19.93
				24.300	32/0	22.57	43	-20.43
			High	24.325	32/0	22.85	43	-20.15
4	50	QPSK	Low	24.275	32/0	22.98	43	-20.02
			Mid	24.274	1/15	22.69	43	-20.31
				24.275	32/0	22.64	43	-20.36
			High	24.275	32/0	22.71	43	-20.29

UL VERIFICATION SERVICES INC
47173 BENICIA STREET, FREMONT, CA 94538, USA TEL: (510) 319-4000 FAX: (510) 661-0888
This report shall not be reproduced except in full, without the written approval of UL Verification Services Inc.

8.2.4. EIRP n258 SB2 ANT M1

SISO-Dual

CCs Active	CH BW (MHz)	Modulation	Channel	Frequency (GHz)	RB (Size/Offset)	Avg EIRP (dBm)	Limit (dBm)	Margin (dB)
1	50	QPSK	Mid	24.999	1/15	23.81	43	-19.19
	100			24.999	1/32	22.87	43	-20.13

UL VERIFICATION SERVICES INC
47173 BENICIA STREET, FREMONT, CA 94538, USA TEL: (510) 319-4000 FAX: (510) 661-0888
This report shall not be reproduced except in full, without the written approval of UL Verification Services Inc.

8.2.5. EIRP n258 SB2 ANT M2

SISO

CCs Active	CH BW	Modulation	Channel	Frequency	Ant Pol	RB	Avg EIRP	Limit	Margin
	(MHz)			(GHz)		(Size/Offset)	(dBm)	(dBm)	(dB)
1	50	QPSK	Mid	24.999	V	1/15	28.23	43	-14.77
	100			24.999		1/32	28.13	43	-14.87
2	50			24.974		1/15	21.73	43	-21.27
	100			24.949		1/32	21.26	43	-21.74
3	50			24.949		1/15	21.29	43	-21.71
	100			24.899		1/32	21.22	43	-21.78
4	50			24.924		1/15	21.44	43	-21.56
	100			24.849		1/32	21.15	43	-21.85

UL VERIFICATION SERVICES INC
47173 BENICIA STREET, FREMONT, CA 94538, USA TEL: (510) 319-4000 FAX: (510) 661-0888
This report shall not be reproduced except in full, without the written approval of UL Verification Services Inc.

SISO-Dual

CCs Active	CH BW (MHz)	Modulation	Channel	Frequency (GHz)	RB (Size/Offset)	Avg EIRP (dBm)	Limit (dBm)	Margin (dB)
1	50	Pi/2 BPSK	Mid	24.999	1/15	28.96	43	-14.04
		QPSK	Low	24.753	1/0	27.66	43	-15.34
				24.774	1/15	28.78	43	-14.22
				24.775	32/0	26.37	43	-16.63
			Mid	24.999	1/15	29.19	43	-13.81
				25.000	32/0	27.11	43	-15.89
			High	25.224	1/15	28.36	43	-14.64
				25.247	1/31	27.98	43	-15.02
				25.225	32/0	26.06	43	-16.94
		16QAM	Mid	24.999	1/15	27.68	43	-15.32
		64QAM		24.999	1/15	25.88	43	-17.12
	100	Pi/2 BPSK	Mid	24.999	1/32	29.96	43	-13.04
		QPSK	Low	24.753	1/0	27.15	43	-15.85
				24.799	1/32	28.91	43	-14.09
				24.799	64/0	27.08	43	-15.92
			Mid	24.999	1/32	30.04	43	-12.96
			High	25.199	1/32	28.99	43	-14.01
				25.247	1/65	28.68	43	-14.32
				25.202	64/2	26.88	43	-16.12
		16QAM	Mid	24.999	1/32	27.60	43	-15.40
		64QAM		24.999	1/32	25.73	43	-17.27
2	50	QPSK	Low	24.753	1/0	22.25	43	-20.75
				24.775	32/0	24.18	43	-18.82
			Mid	24.953	1/0	21.80	43	-21.20
				24.974	1/15	22.09	43	-20.91
				24.997	1/31	22.28	43	-20.72
			High	25.197	1/31	22.24	43	-20.76
				25.175	32/0	23.68	43	-19.32
	100	Pi/2 BPSK	Mid	24.950	64/1	23.24	43	-19.76
		QPSK	Low	24.753	1/0	21.97	43	-21.03
				24.799	64/0	24.95	43	-18.05
			Mid	24.903	1/0	21.01	43	-21.99
				24.949	1/32	22.64	43	-20.36
				24.997	1/65	23.08	43	-19.92
			High	25.147	1/65	23.69	43	-19.31
				25.101	64/2	25.10	43	-17.90
		16QAM	Mid	24.950	64/1	22.96	43	-20.04
		64QAM		24.950	64/1	21.03	43	-21.97

UL VERIFICATION SERVICES INC
47173 BENICIA STREET, FREMONT, CA 94538, USA TEL: (510) 319-4000 FAX: (510) 661-0888
This report shall not be reproduced except in full, without the written approval of UL Verification Services Inc.

SISO-Dual

CCs Active	CH BW (MHz)	Modulation	Channel	Frequency (GHz)	RB (Size/Offset)	Avg EIRP (dBm)	Limit (dBm)	Margin (dB)
3	50	QPSK	Low	24.753	1/0	22.46	43	-20.54
				24.775	32/0	24.46	43	-18.54
			Mid	24.928	1/0	22.23	43	-20.77
				24.949	1/15	22.56	43	-20.44
				24.972	1/31	22.86	43	-20.14
			High	25.147	1/31	22.14	43	-20.86
				25.125	32/0	23.73	43	-19.27
	100	QPSK	Low	24.753	1/0	21.50	43	-21.50
				24.799	64/0	25.05	43	-17.95
			Mid	24.853	1/0	20.95	43	-22.05
				24.899	1/32	22.83	43	-20.17
				24.947	1/65	22.54	43	-20.46
			High	25.047	1/65	23.51	43	-19.49
				25.001	64/2	25.10	43	-17.90
4	50	QPSK	Low	24.753	1/0	22.82	43	-20.18
				24.775	32/0	24.73	43	-18.27
			Mid	24.903	1/0	23.31	43	-19.69
				24.924	1/15	22.15	43	-20.85
				24.947	1/31	22.61	43	-20.39
			High	25.097	1/31	22.13	43	-20.87
				25.075	32/0	24.15	43	-18.85
	100	Pi/2 BPSK	Mid	24.849	64/1	25.16	43	-17.84
		QPSK	Low	24.753	1/0	21.40	43	-21.60
				24.799	64/0	25.21	43	-17.79
			Mid	24.803	1/0	22.18	43	-20.82
				24.849	1/32	22.75	43	-20.25
				24.897	1/65	22.43	43	-20.57
			High	24.947	1/65	23.28	43	-19.72
				24.901	64/2	25.10	43	-17.90
		16QAM	Mid	24.849	64/1	23.30	43	-19.70
		64QAM	Mid	24.849	64/1	21.28	43	-21.72

UL VERIFICATION SERVICES INC
47173 BENICIA STREET, FREMONT, CA 94538, USA TEL: (510) 319-4000 FAX: (510) 661-0888
This report shall not be reproduced except in full, without the written approval of UL Verification Services Inc.

MIMO

CCs Active	CH BW (MHz)	Modulation	Channel	Frequency (GHz)	RB (Size/Offset)	Avg EIRP (dBm)	Limit (dBm)	Margin (dB)
1	50	QPSK	Low	24.775	32/0	23.34	43	-19.66
			Mid	24.999	1/15	27.04	43	-15.96
				25.000	32/0	24.44	43	-18.56
			High	25.225	32/0	24.22	43	-18.78
	100		Low	24.800	66/0	25.07	43	-17.93
			Mid	25.001	1/33	27.47	43	-15.53
				25.001	66/0	25.45	43	-17.55
			High	25.201	66/0	26.31	43	-16.69
2	50	QPSK	Low	24.775	32/0	21.28	43	-21.72
			Mid	24.974	1/15	22.76	43	-20.24
				24.975	32/0	22.34	43	-20.66
			High	25.175	32/0	21.82	43	-21.18
	100		Low	24.800	66/0	23.40	43	-19.60
			Mid	24.951	1/33	23.60	43	-19.40
				24.951	66/0	23.58	43	-19.42
			High	25.101	66/0	24.49	43	-18.51
3	50	QPSK	Low	24.775	32/0	21.69	43	-21.31
			Mid	24.949	1/15	22.75	43	-20.25
				24.949	32/0	22.50	43	-20.50
			High	25.125	32/0	21.91	43	-21.09
	100		Low	24.800	66/0	23.65	43	-19.35
			Mid	24.901	1/33	23.70	43	-19.30
				24.901	66/0	23.83	43	-19.17
			High	25.001	66/0	24.60	43	-18.40
4	50	QPSK	Low	24.775	32/0	21.71	43	-21.29
			Mid	24.924	1/15	22.01	43	-20.99
				24.925	32/0	22.49	43	-20.51
			High	25.075	32/0	21.92	43	-21.08
	100		Low	24.800	66/0	23.84	43	-19.16
			Mid	24.851	1/33	23.61	43	-19.39
				24.851	66/0	24.01	43	-18.99
			High	24.901	66/0	24.56	43	-18.44

UL VERIFICATION SERVICES INC
47173 BENICIA STREET, FREMONT, CA 94538, USA TEL: (510) 319-4000 FAX: (510) 661-0888
This report shall not be reproduced except in full, without the written approval of UL Verification Services Inc.

n258 SB2, ANT M2, Full-RB, SISO-Dual, QPSK, Low CH

1CC, 50 MHz CH BW

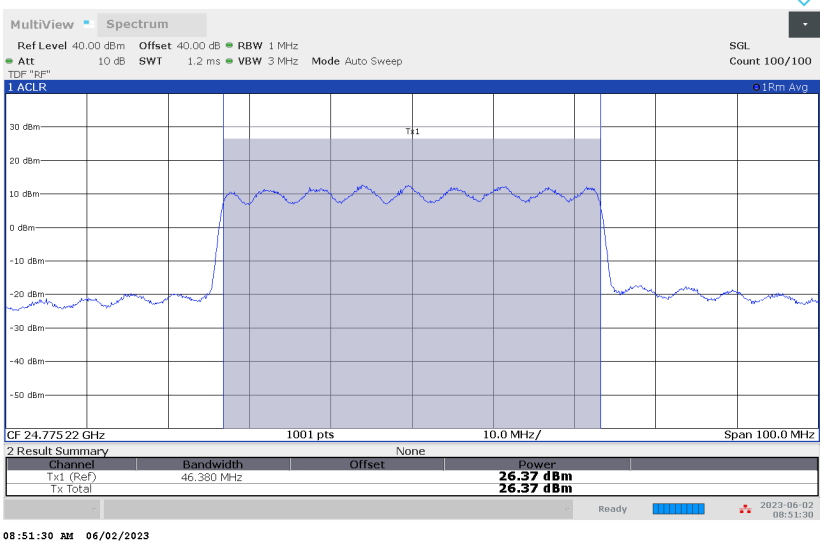

1CC, 100 MHz CH BW

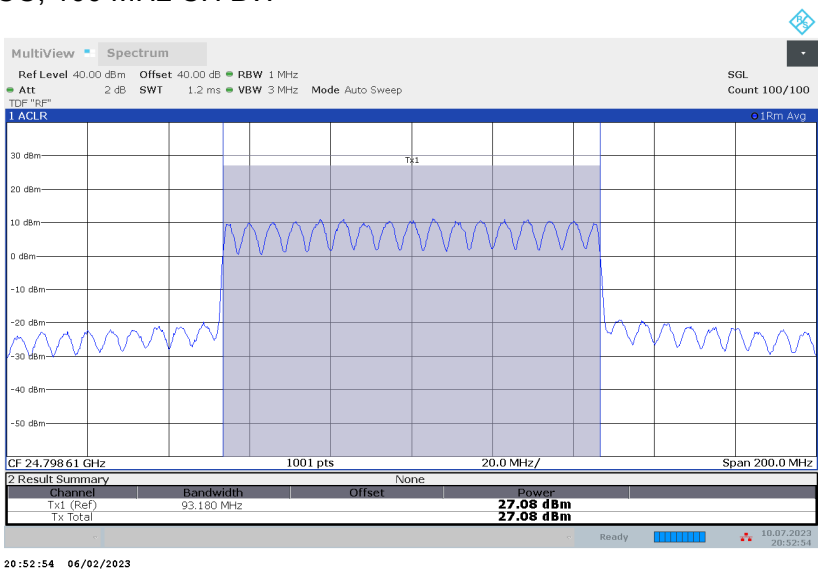

UL VERIFICATION SERVICES INC
47173 BENICIA STREET, FREMONT, CA 94538, USA TEL: (510) 319-4000 FAX: (510) 661-0888
This report shall not be reproduced except in full, without the written approval of UL Verification Services Inc.

2CC, 50 MHz CH BW

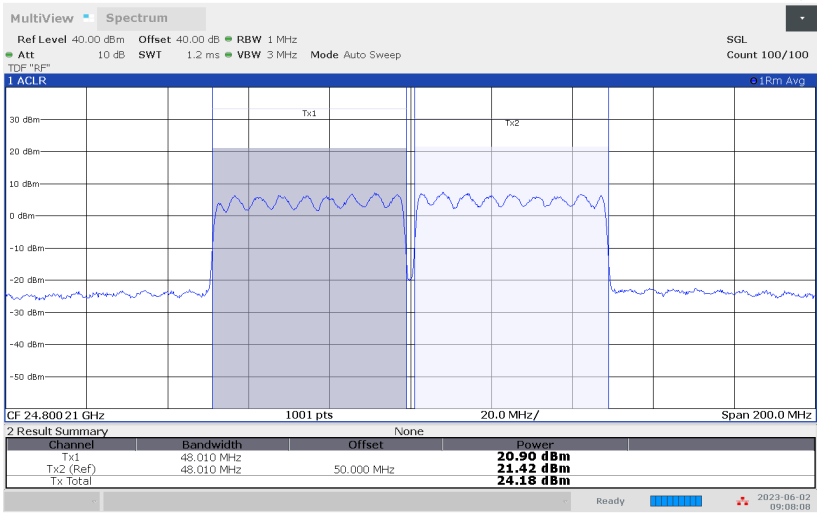

2CC, 100 MHz CH BW

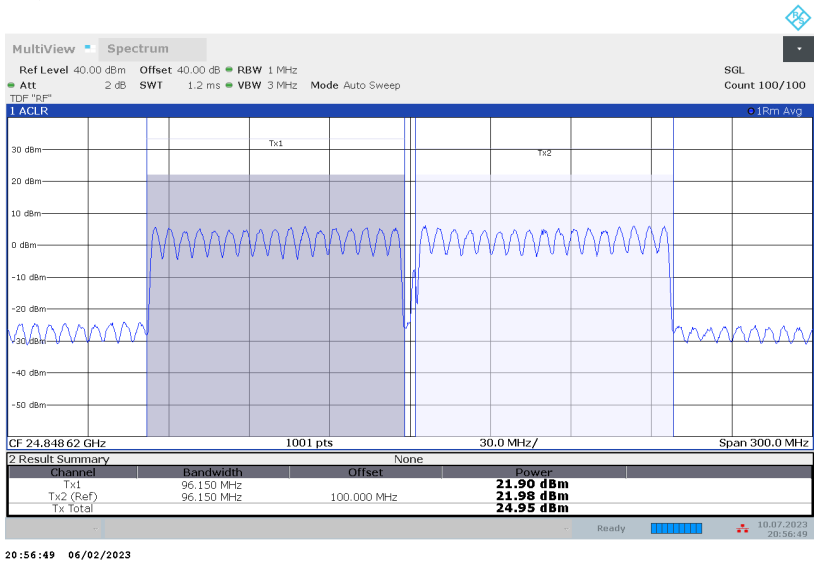

UL VERIFICATION SERVICES INC
47173 BENICIA STREET, FREMONT, CA 94538, USA TEL: (510) 319-4000 FAX: (510) 661-0888

This report shall not be reproduced except in full, without the written approval of UL Verification Services Inc.

3CC, 50 MHz CH BW

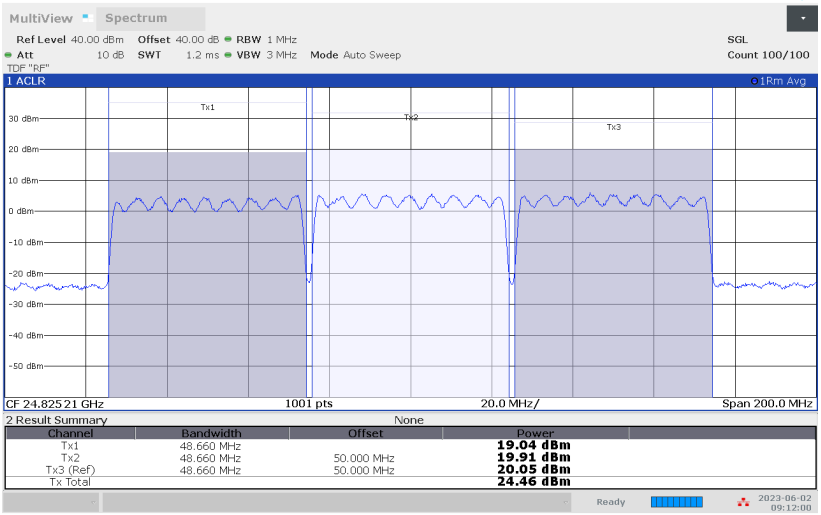

09:12:01 AM 06/02/2023

3CC, 100 MHz CH BW

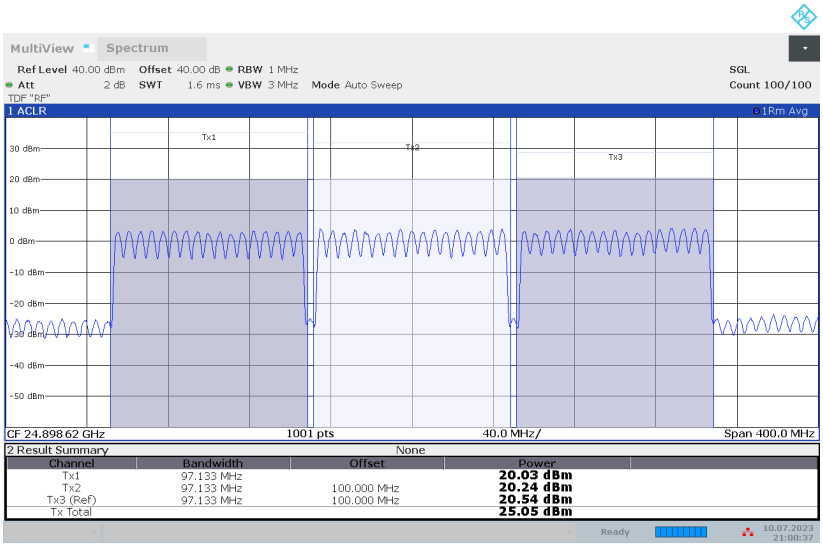

21:00:37 06/02/2023

UL VERIFICATION SERVICES INC
47173 BENICIA STREET, FREMONT, CA 94538, USA TEL: (510) 319-4000 FAX: (510) 661-0888

This report shall not be reproduced except in full, without the written approval of UL Verification Services Inc.

4CC, 50 MHz CH BW

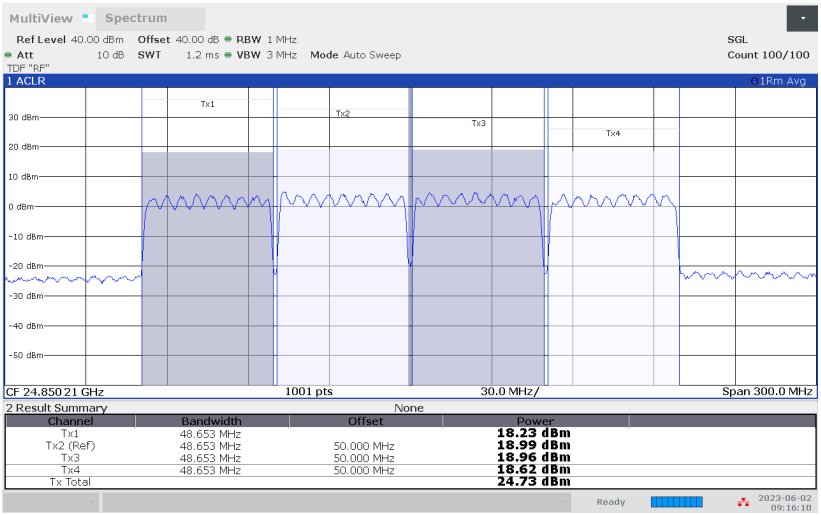

4CC, 100 MHz CH BW

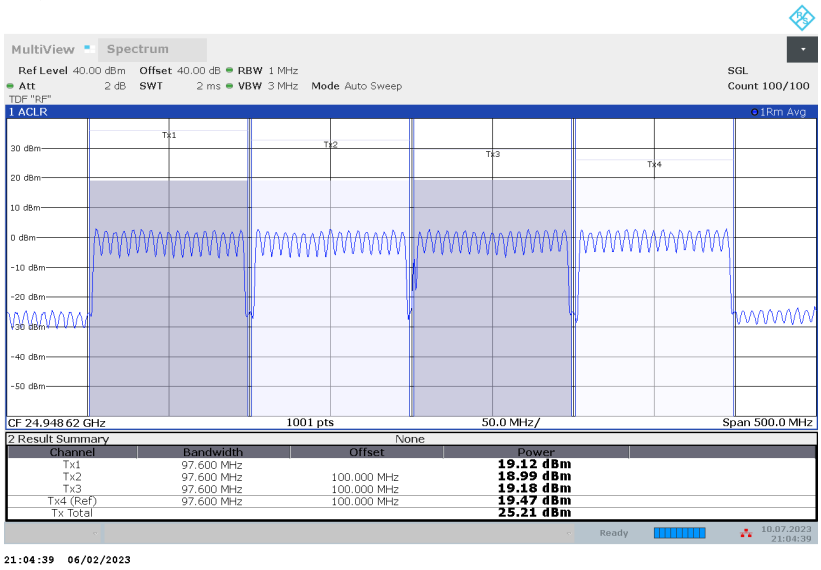

UL VERIFICATION SERVICES INC
47173 BENICIA STREET, FREMONT, CA 94538, USA TEL: (510) 319-4000 FAX: (510) 661-0888

This report shall not be reproduced except in full, without the written approval of UL Verification Services Inc.

8.2.6. EIRP n258 SB2 ANT M3

SISO

CCs Active	CH BW	Modulation	Channel	Frequency	Ant Pol	RB	Avg EIRP	Limit	Margin
	(MHz)			(GHz)		(Size/Offset)	(dBm)	(dBm)	(dB)
1	50	QPSK	Mid	24.999	H	1/15	26.79	43	-16.21
	100			24.999		1/32	27.28	43	-15.72
2	50			24.974		1/15	20.03	43	-22.97
	100			24.949		1/32	20.21	43	-22.79
3	50			24.949		1/15	19.90	43	-23.10
	100			24.899		1/32	20.18	43	-22.82
4	50			24.924		1/15	20.02	43	-22.98
	100			24.849		1/32	20.36	43	-22.64

UL VERIFICATION SERVICES INC
47173 BENICIA STREET, FREMONT, CA 94538, USA TEL: (510) 319-4000 FAX: (510) 661-0888
This report shall not be reproduced except in full, without the written approval of UL Verification Services Inc.

SISO-Dual

CCs Active	CH BW (MHz)	Modulation	Channel	Frequency (GHz)	RB (Size/Offset)	Avg EIRP (dBm)	Limit (dBm)	Margin (dB)
1	50	Pi/2 BPSK	Mid	24.999	1/15	30.65	43	-12.35
		QPSK	Low	24.753	1/0	28.06	43	-14.94
				24.774	1/15	30.19	43	-12.81
				24.775	32/0	27.73	43	-15.27
			Mid	24.999	1/15	30.76	43	-12.24
				25.000	32/0	28.15	43	-14.85
			High	25.224	1/15	30.43	43	-12.57
				25.247	1/31	29.43	43	-13.57
				25.225	32/0	27.87	43	-15.13
		16QAM	Mid	24.999	1/15	28.49	43	-14.51
		64QAM		24.999	1/15	26.53	43	-16.47
	100	Pi/2 BPSK	Mid	24.999	1/32	30.57	43	-12.43
		QPSK	Low	24.753	1/0	28.21	43	-14.79
				24.799	1/32	30.34	43	-12.66
				24.799	64/0	27.68	43	-15.32
			Mid	24.999	1/32	30.47	43	-12.53
			High	25.199	1/32	30.50	43	-12.50
				25.247	1/65	28.92	43	-14.08
				25.201	64/2	27.28	43	-15.72
		16QAM	Mid	24.999	1/32	28.27	43	-14.73
		64QAM		24.999	1/32	26.40	43	-16.60
2	50	QPSK	Low	24.753	1/0	23.45	43	-19.55
				24.775	32/0	24.48	43	-18.52
			Mid	24.953	1/0	23.89	43	-19.11
				24.974	1/15	22.59	43	-20.41
				24.997	1/31	22.70	43	-20.30
			High	25.197	1/31	23.99	43	-19.01
				25.175	32/0	24.76	43	-18.24
	100	Pi/2 BPSK	Mid	24.949	64/1	21.15	43	-21.85
		QPSK	Low	24.753	1/0	21.16	43	-21.84
				24.799	64/0	24.45	43	-18.55
			Mid	24.903	1/0	21.24	43	-21.76
				24.949	1/32	23.10	43	-19.90
				24.997	1/65	23.17	43	-19.83
			High	25.147	1/65	22.30	43	-20.70
				25.101	64/2	25.25	43	-17.75
		16QAM	Mid	24.949	64/1	19.25	43	-23.75
		64QAM		24.949	64/1	17.17	43	-25.83

UL VERIFICATION SERVICES INC
47173 BENICIA STREET, FREMONT, CA 94538, USA TEL: (510) 319-4000 FAX: (510) 661-0888
This report shall not be reproduced except in full, without the written approval of UL Verification Services Inc.

SISO-Dual

CCs	CH BW (MHz)	Modulation	Channel	Frequency (GHz)	RB (Size/Offset)	Avg EIRP (dBm)	Limit (dBm)	Margin (dB)
3	50	QPSK	Low	24.753	1/0	23.32	43	-19.68
				24.775	32/0	24.43	43	-18.57
			Mid	24.928	1/0	23.98	43	-19.02
				24.949	1/15	22.26	43	-20.74
				24.972	1/31	23.36	43	-19.64
			High	25.147	1/31	24.05	43	-18.95
				25.125	32/0	24.78	43	-18.22
	100	QPSK	Low	24.753	1/0	22.33	43	-20.67
				24.799	64/0	24.59	43	-18.41
			Mid	24.853	1/0	20.87	43	-22.13
				24.899	1/32	23.28	43	-19.72
				24.947	1/65	23.12	43	-19.88
			High	25.047	1/65	22.60	43	-20.40
				25.001	64/2	25.17	43	-17.83
4	50	QPSK	Low	24.753	1/0	23.31	43	-19.69
				24.775	32/0	24.37	43	-18.63
			Mid	24.903	1/0	24.12	43	-18.88
				24.924	1/15	22.78	43	-20.22
				24.947	1/31	22.42	43	-20.58
			High	25.097	1/31	23.38	43	-19.62
				25.075	32/0	25.18	43	-17.82
	100	Pi/2 BPSK	Mid	24.849	64/1	24.59	43	-18.41
		QPSK	Low	24.753	1/0	21.14	43	-21.86
				24.799	64/0	24.92	43	-18.08
			Mid	24.803	1/0	21.26	43	-21.74
				24.849	1/32	22.80	43	-20.20
				24.897	1/65	22.33	43	-20.67
			High	24.947	1/65	22.35	43	-20.65
				24.901	64/2	25.09	43	-17.91
		16QAM	Mid	24.849	64/1	22.64	43	-20.36
		64QAM	Mid	24.849	64/1	20.52	43	-22.48

UL VERIFICATION SERVICES INC
47173 BENICIA STREET, FREMONT, CA 94538, USA TEL: (510) 319-4000 FAX: (510) 661-0888
This report shall not be reproduced except in full, without the written approval of UL Verification Services Inc.

MIMO

CCs Active	CH BW (MHz)	Modulation	Channel	Frequency (GHz)	RB (Size/Offset)	Avg EIRP (dBm)	Limit (dBm)	Margin (dB)
1	50	QPSK	Low	24.775	32/0	24.81	43	-18.19
			Mid	24.999	1/15	27.34	43	-15.66
				25.000	32/0	24.62	43	-18.38
			High	25.225	32/0	25.81	43	-17.19
	100		Low	24.800	66/0	25.30	43	-17.70
			Mid	25.001	1/33	28.34	43	-14.66
				25.001	66/0	25.77	43	-17.23
			High	25.200	66/0	26.08	43	-16.92
2	50	QPSK	Low	24.775	32/0	22.70	43	-20.30
			Mid	24.974	1/15	22.74	43	-20.26
				24.975	32/0	22.47	43	-20.53
			High	25.175	32/0	23.39	43	-19.61
	100		Low	24.800	66/0	23.00	43	-20.00
			Mid	24.951	1/33	24.12	43	-18.88
				24.951	66/0	23.75	43	-19.25
			High	25.100	66/0	24.14	43	-18.86
3	50	QPSK	Low	24.775	32/0	22.66	43	-20.34
			Mid	24.949	1/15	23.44	43	-19.56
				25.049	32/0	22.66	43	-20.34
			High	24.950	32/0	23.52	43	-19.48
	100		Low	24.800	66/0	23.08	43	-19.92
			Mid	24.901	1/33	22.14	43	-20.86
				24.901	66/0	24.06	43	-18.94
			High	25.000	66/0	24.19	43	-18.81
4	50	QPSK	Low	24.775	32/0	22.56	43	-20.44
			Mid	24.924	1/15	23.27	43	-19.73
				24.925	32/0	22.58	43	-20.42
			High	25.075	32/0	23.47	43	-19.53
	100		Low	24.800	66/0	23.24	43	-19.76
			Mid	24.851	1/33	24.24	43	-18.76
				24.851	66/0	24.20	43	-18.80
			High	24.900	66/0	24.25	43	-18.75

UL VERIFICATION SERVICES INC
47173 BENICIA STREET, FREMONT, CA 94538, USA TEL: (510) 319-4000 FAX: (510) 661-0888
This report shall not be reproduced except in full, without the written approval of UL Verification Services Inc.

8.2.7. EIRP n261 ANT M1

SISO-Dual

CCs Active	CH BW (MHz)	Modulation	Channel	Frequency (GHz)	RB (Size/Offset)	Avg EIRP (dBm)	Limit (dBm)	Margin (dB)
1	50	QPSK	Mid	27.924	1/15	20.59	43	-22.41
	100			27.924	1/32	21.36	43	-21.64

UL VERIFICATION SERVICES INC
47173 BENICIA STREET, FREMONT, CA 94538, USA TEL: (510) 319-4000 FAX: (510) 661-0888
This report shall not be reproduced except in full, without the written approval of UL Verification Services Inc.

8.2.8. EIRP n261 ANT M2

SISO

CCs Active	CH BW	Modulation	Channel	Frequency	Ant Pol	RB	Avg EIRP	Limit	Margin
	(MHz)			(GHz)		(Size/Offset)	(dBm)	(dBm)	(dB)
1	50	QPSK	Mid	27.924	H	1/15	26.44	43	-16.56
	100			27.924		1/32	26.51	43	-16.49
2	50			27.899		1/15	19.99	43	-23.01
	100			27.874		1/32	19.78	43	-23.22
3	50			27.874		1/15	19.85	43	-23.15
	100			27.824		1/32	19.90	43	-23.10
4	50			27.849		1/15	20.03	43	-22.97
	100			27.774		1/32	19.80	43	-23.20

UL VERIFICATION SERVICES INC
47173 BENICIA STREET, FREMONT, CA 94538, USA TEL: (510) 319-4000 FAX: (510) 661-0888
This report shall not be reproduced except in full, without the written approval of UL Verification Services Inc.

SISO-Dual

CCs Active	CH BW (MHz)	Modulation	Channel	Frequency (GHz)	RB (Size/Offset)	Avg EIRP (dBm)	Limit (dBm)	Margin (dB)
1	50	Pi/2 BPSK	Mid	27.924	1/15	29.07	43	-13.93
		QPSK	Low	27.503	1/0	27.08	43	-15.92
				27.524	1/15	28.70	43	-14.30
				27.525	32/0	25.18	43	-17.82
			Mid	27.924	1/15	29.39	43	-13.61
				27.925	32/0	25.85	43	-17.15
			High	28.324	1/15	28.93	43	-14.07
				28.347	1/31	27.49	43	-15.51
				28.325	32/0	25.26	43	-17.74
		16QAM	Mid	27.924	1/15	27.67	43	-15.33
		64QAM	Mid	27.924	1/15	25.35	43	-17.65
	100	Pi/2 BPSK	Mid	27.924	1/32	29.18	43	-13.82
		QPSK	Low	27.503	1/0	26.97	43	-16.03
				27.549	1/32	28.41	43	-14.59
				27.549	64/0	25.03	43	-17.97
			Mid	27.924	1/32	29.28	43	-13.72
			High	28.299	1/32	29.32	43	-13.68
				28.347	1/65	27.56	43	-15.44
				28.301	64/2	25.26	43	-17.74
		16QAM	Mid	27.924	1/32	26.77	43	-16.23
		64QAM	Mid	27.924	1/32	25.74	43	-17.26
2	50	QPSK	Low	27.503	1/0	20.66	43	-22.34
				27.525	32/0	22.62	43	-20.38
			Mid	27.878	1/0	21.59	43	-21.41
				27.899	1/15	21.88	43	-21.12
				27.922	1/31	22.29	43	-20.71
			High	28.297	1/31	21.02	43	-21.98
				28.275	32/0	22.23	43	-20.77
	100	Pi/2 BPSK	Mid	27.874	64/1	23.77	43	-19.23
		QPSK	Low	27.503	1/0	21.23	43	-21.77
				27.549	64/0	23.16	43	-19.84
			Mid	27.828	1/0	20.41	43	-22.59
				27.874	1/32	21.16	43	-21.84
				27.922	64/1	20.18	43	-22.82
			High	28.247	1/65	21.70	43	-21.30
				28.202	64/2	22.78	43	-20.22
		16QAM	Mid	27.874	64/1	21.91	43	-21.09
		64QAM	Mid	27.874	64/1	19.85	43	-23.15

UL VERIFICATION SERVICES INC
47173 BENICIA STREET, FREMONT, CA 94538, USA TEL: (510) 319-4000 FAX: (510) 661-0888
This report shall not be reproduced except in full, without the written approval of UL Verification Services Inc.

SISO-Dual

CCs Active	CH BW (MHz)	Modulation	Channel	Frequency (GHz)	RB (Size/Offset)	Avg EIRP (dBm)	Limit (dBm)	Margin (dB)
3	50	QPSK	Low	27.503	1/0	21.16	43	-21.84
				27.525	32/0	22.45	43	-20.55
			Mid	27.853	1/0	22.41	43	-20.59
				27.874	1/15	22.38	43	-20.62
				27.897	1/31	21.30	43	-21.70
			High	28.247	1/31	20.80	43	-22.20
				28.225	32/0	22.29	43	-20.71
	100	QPSK	Low	27.503	1/0	20.17	43	-22.83
				27.549	64/0	22.94	43	-20.06
			Mid	27.778	1/0	20.76	43	-22.24
				27.824	1/32	21.72	43	-21.28
				27.872	1/65	21.45	43	-21.55
			High	28.147	1/65	21.74	43	-21.26
				28.102	64/2	22.72	43	-20.28
4	50	QPSK	Low	27.503	1/0	19.75	43	-23.25
				27.525	32/0	22.38	43	-20.62
			Mid	27.827	1/0	22.31	43	-20.69
				27.849	1/15	22.18	43	-20.82
				27.872	1/31	21.24	43	-21.76
			High	28.197	1/31	20.76	43	-22.24
				28.175	32/0	22.32	43	-20.68
	100	Pi/2 BPSK	Mid	27.775	64/1	23.51	43	-19.49
		QPSK	Low	27.503	1/0	20.83	43	-22.17
				27.549	64/0	23.22	43	-19.78
			Mid	27.728	1/0	21.61	43	-21.39
				27.774	1/32	21.55	43	-21.45
				27.822	1/65	19.38	43	-23.62
			High	28.047	1/65	21.57	43	-21.43
				28.002	64/2	23.03	43	-19.97
		16QAM	Mid	27.775	64/1	21.63	43	-21.37
		64QAM	Mid	27.775	64/1	19.59	43	-23.41

UL VERIFICATION SERVICES INC
47173 BENICIA STREET, FREMONT, CA 94538, USA TEL: (510) 319-4000 FAX: (510) 661-0888
This report shall not be reproduced except in full, without the written approval of UL Verification Services Inc.

MIMO

CCs Active	CH BW (MHz)	Modulation	Channel	Frequency (GHz)	RB (Size/Offset)	Avg EIRP (dBm)	Limit (dBm)	Margin (dB)
1	50	QPSK	Low	27.525	32/0	23.19	43	-19.81
			Mid	27.924	1/15	26.84	43	-16.16
				27.925	32/0	24.10	43	-18.90
			High	28.325	32/0	22.77	43	-20.23
	100		Low	27.550	66/0	23.83	43	-19.17
			Mid	27.926	1/33	27.01	43	-15.99
				27.926	66/0	24.12	43	-18.88
			High	28.300	66/0	22.72	43	-20.28
2	50	QPSK	Low	27.525	32/0	20.91	43	-22.09
			Mid	27.899	1/15	22.69	43	-20.31
				27.900	32/0	21.85	43	-21.15
			High	28.275	32/0	20.53	43	-22.47
	100		Low	27.550	66/0	21.78	43	-21.22
			Mid	27.876	1/33	22.63	43	-20.37
				27.876	66/0	22.12	43	-20.88
			High	28.200	66/0	20.96	43	-22.04
3	50	QPSK	Low	27.525	32/0	20.96	43	-22.04
			Mid	27.874	1/15	22.70	43	-20.30
				27.875	32/0	21.82	43	-21.18
			High	28.225	32/0	20.58	43	-22.42
	100		Low	27.550	66/0	21.77	43	-21.23
			Mid	27.826	1/33	22.69	43	-20.31
				27.826	66/0	22.14	43	-20.86
			High	28.100	66/0	21.20	43	-21.80
4	50	QPSK	Low	27.525	32/0	20.95	43	-22.05
			Mid	27.849	1/15	22.47	43	-20.53
				27.850	32/0	21.87	43	-21.13
			High	28.175	32/0	20.57	43	-22.43
	100		Low	27.550	66/0	21.98	43	-21.02
			Mid	27.776	1/33	19.49	43	-23.51
				27.776	66/0	22.04	43	-20.96
			High	28.000	66/0	21.44	43	-21.56

UL VERIFICATION SERVICES INC
47173 BENICIA STREET, FREMONT, CA 94538, USA TEL: (510) 319-4000 FAX: (510) 661-0888
This report shall not be reproduced except in full, without the written approval of UL Verification Services Inc.

n261, ANT M2, Full-RB, SISO-Dual, QPSK, Low-CH

1CC, 50 MHz CH BW

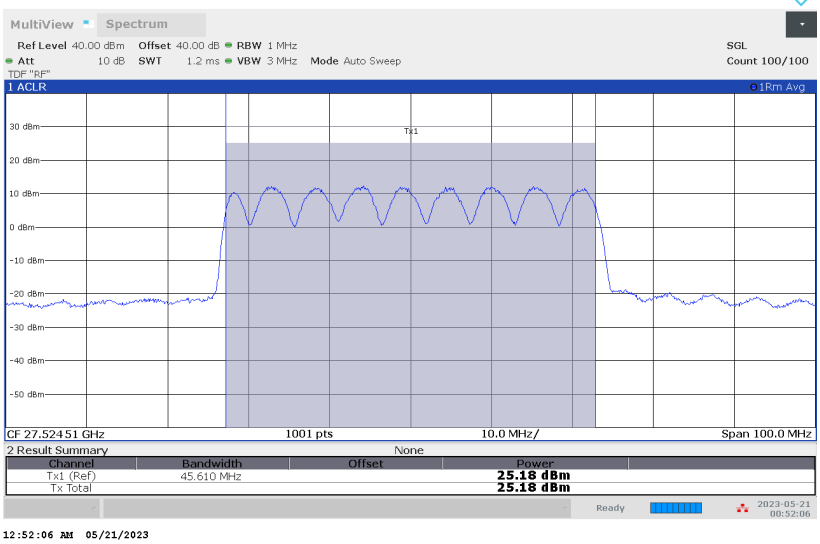

1CC, 100 MHz CH BW

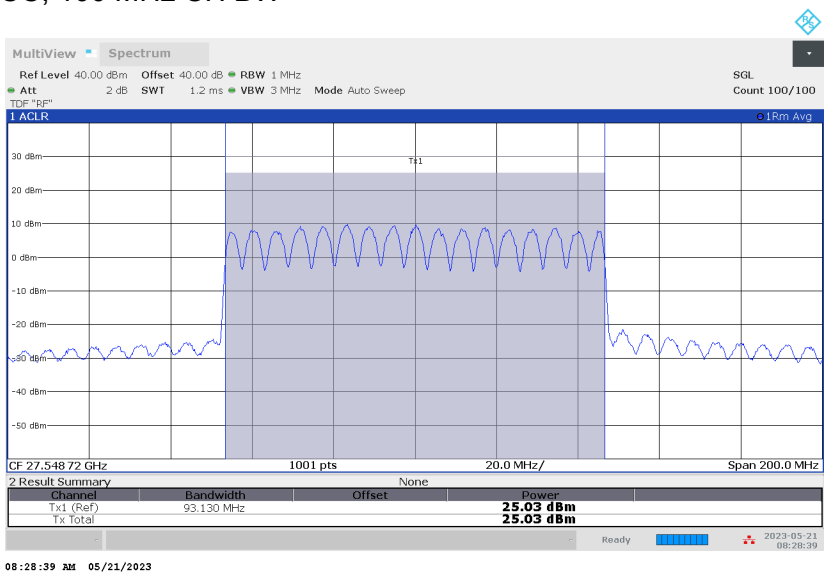

UL VERIFICATION SERVICES INC
47173 BENICIA STREET, FREMONT, CA 94538, USA TEL: (510) 319-4000 FAX: (510) 661-0888
This report shall not be reproduced except in full, without the written approval of UL Verification Services Inc.

n261, ANT M2, Full-RB, SISO-Dual, QPSK, Low-CH

2CC, 50 MHz CH BW

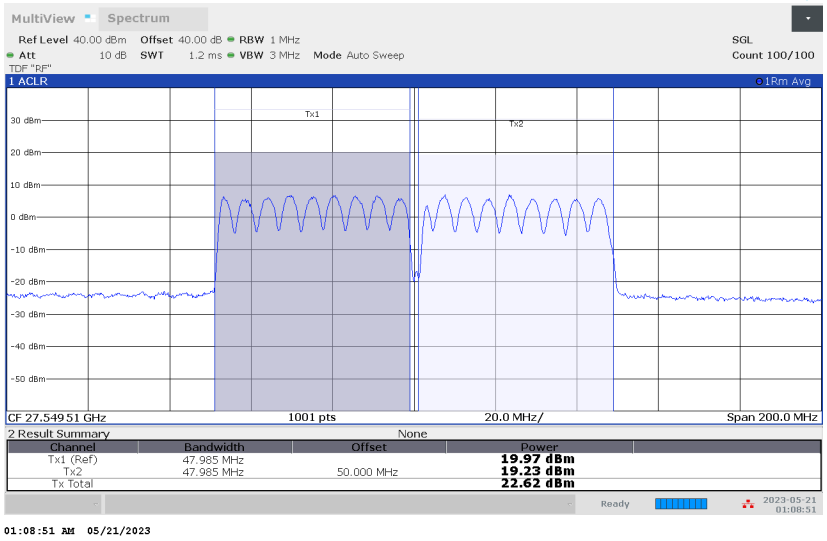

2CC, 100 MHz CH BW

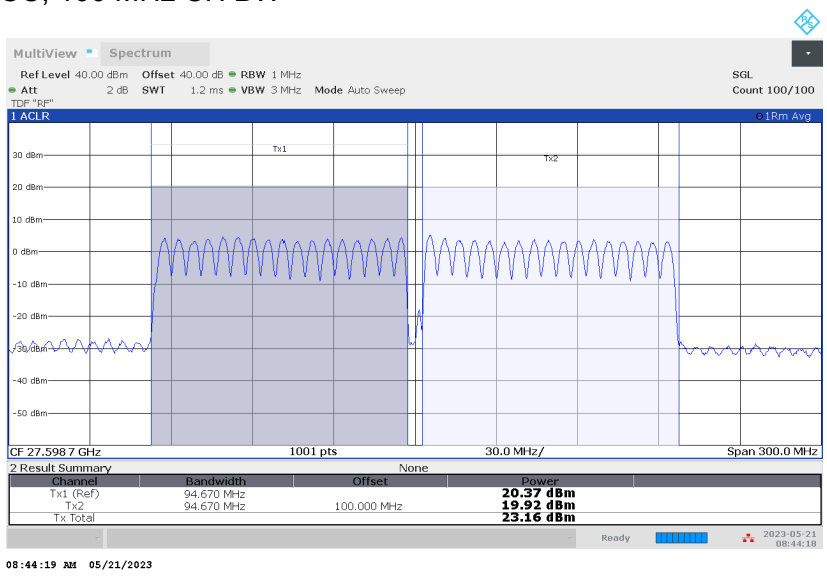

UL VERIFICATION SERVICES INC
47173 BENICIA STREET, FREMONT, CA 94538, USA TEL: (510) 319-4000 FAX: (510) 661-0888
This report shall not be reproduced except in full, without the written approval of UL Verification Services Inc.

n261, ANT M2, Full-RB, SISO-Dual, QPSK, Low-CH

3CC, 50 MHz CH BW

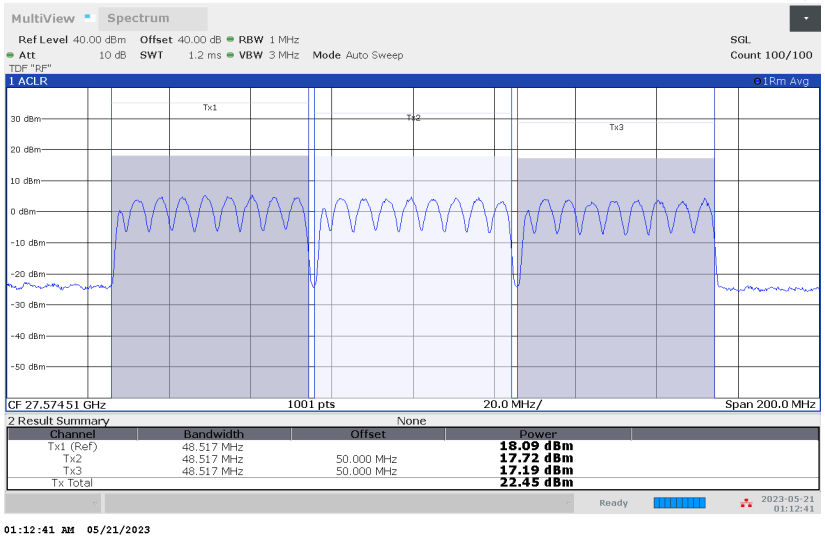

3CC, 100 MHz CH BW

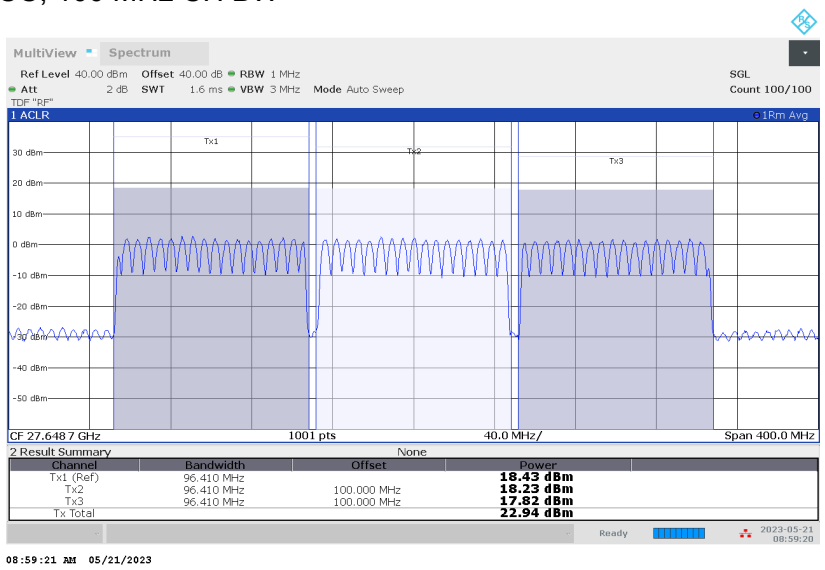

UL VERIFICATION SERVICES INC
47173 BENICIA STREET, FREMONT, CA 94538, USA TEL: (510) 319-4000 FAX: (510) 661-0888
This report shall not be reproduced except in full, without the written approval of UL Verification Services Inc.

n261, ANT M2, Full-RB, SISO-Dual, QPSK, Low-CH

4CC, 50 MHz CH BW

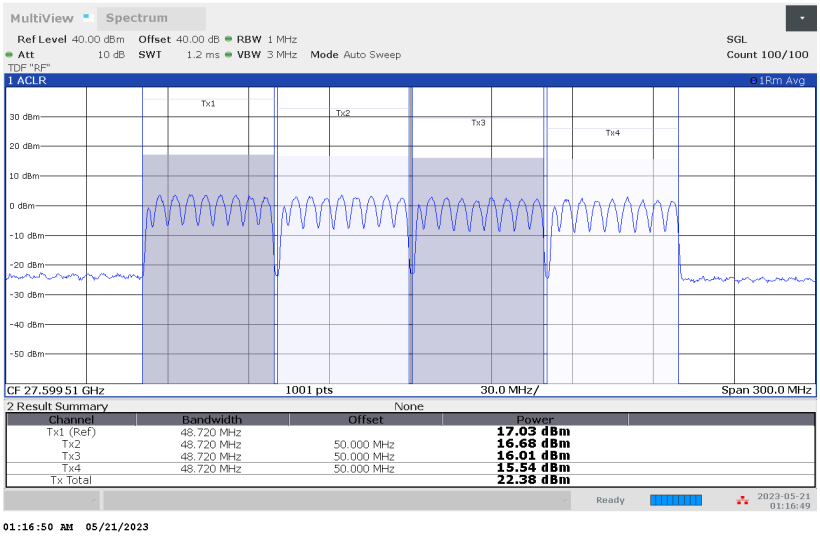

4CC, 100 MHz CH BW

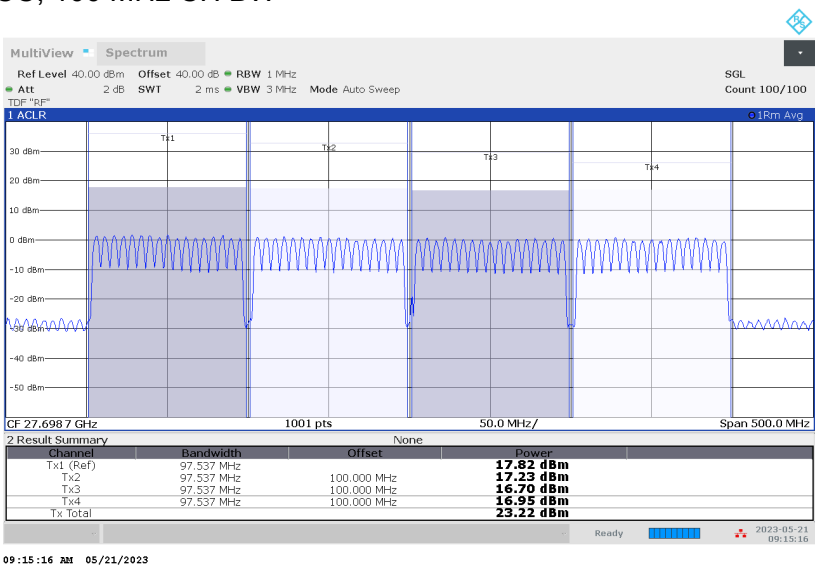

UL VERIFICATION SERVICES INC
47173 BENICIA STREET, FREMONT, CA 94538, USA TEL: (510) 319-4000 FAX: (510) 661-0888
This report shall not be reproduced except in full, without the written approval of UL Verification Services Inc.

8.2.9. EIRP n261 ANT M3

SISO

CCs Active	CH BW	Modulation	Channel	Frequency	Ant Pol	RB	Avg EIRP	Limit	Margin
	(MHz)			(GHz)		(Size/Offset)	(dBm)	(dBm)	(dB)
1	50	QPSK	Mid	27.925	H	1/15	26.49	43	-16.51
	100			27.924		1/32	26.73	43	-16.27
2	50			27.899		1/15	19.86	43	-23.14
	100			27.874		1/32	19.85	43	-23.15
3	50			27.874		1/15	19.70	43	-23.30
	100			27.824		1/32	19.97	43	-23.03
4	50			27.849		1/15	19.73	43	-23.27
	100			27.774		1/32	20.24	43	-22.76

UL VERIFICATION SERVICES INC
47173 BENICIA STREET, FREMONT, CA 94538, USA TEL: (510) 319-4000 FAX: (510) 661-0888
This report shall not be reproduced except in full, without the written approval of UL Verification Services Inc.

SISO-Dual

CCs Active	CH BW (MHz)	Modulation	Channel	Frequency (GHz)	RB (Size/Offset)	Avg EIRP (dBm)	Limit (dBm)	Margin (dB)
1	50	Pi/2 BPSK	Mid	27.924	1/15	30.48	43	-12.52
		QPSK	Low	27.503	1/0	28.06	43	-14.94
				27.524	1/15	30.19	43	-12.81
				27.525	32/0	27.73	43	-15.27
			Mid	27.924	1/15	30.54	43	-12.46
				27.925	32/0	28.15	43	-14.85
			High	28.324	1/15	30.43	43	-12.57
				28.347	1/31	29.43	43	-13.57
				28.325	32/0	27.87	43	-15.13
		16QAM	Mid	27.924	1/15	28.49	43	-14.51
		64QAM	Mid	27.925	1/15	26.53	43	-16.47
	100	Pi/2 BPSK	Mid	27.924	1/32	30.57	43	-12.43
		QPSK	Low	27.503	1/0	26.21	43	-16.79
				27.549	1/32	30.34	43	-12.66
				27.549	64/0	27.68	43	-15.32
			Mid	27.924	1/32	30.62	43	-12.38
			High	28.299	1/32	30.50	43	-12.50
				28.347	1/65	25.92	43	-17.08
				28.301	64/2	27.28	43	-15.72
		16QAM	Mid	27.924	1/32	28.27	43	-14.73
		64QAM	Mid	27.924	1/32	26.40	43	-16.60
2	50	QPSK	Low	27.503	1/0	22.52	43	-20.48
				27.525	32/0	23.06	43	-19.94
			Mid	27.878	1/0	23.66	43	-19.34
				27.899	1/15	22.37	43	-20.63
				27.922	1/31	22.78	43	-20.22
			High	28.297	1/31	22.93	43	-20.07
				28.275	32/0	23.60	43	-19.40
	100	Pi/2 BPSK	Mid	27.874	64/1	24.54	43	-18.46
		QPSK	Low	27.503	1/0	21.91	43	-21.09
				27.549	64/0	23.35	43	-19.65
			Mid	27.828	1/0	21.48	43	-21.52
				27.874	1/32	23.24	43	-19.76
				27.922	1/65	21.49	43	-21.51
			High	28.247	1/65	21.01	43	-21.99
				28.201	64/2	23.98	43	-19.02
		16QAM	Mid	27.874	64/1	22.71	43	-20.29
		64QAM	Mid	27.874	64/1	20.43	43	-22.57

UL VERIFICATION SERVICES INC
47173 BENICIA STREET, FREMONT, CA 94538, USA TEL: (510) 319-4000 FAX: (510) 661-0888
This report shall not be reproduced except in full, without the written approval of UL Verification Services Inc.

SISO-Dual

CCs Active	CH BW (MHz)	Modulation	Channel	Frequency (GHz)	RB (Size/Offset)	Avg EIRP (dBm)	Limit (dBm)	Margin (dB)
3	50	QPSK	Low	27.503	1/0	22.68	43	-20.32
				27.525	32/0	23.18	43	-19.82
			Mid	27.853	1/0	24.00	43	-19.00
				27.874	1/15	22.44	43	-20.56
				27.897	1/31	23.55	43	-19.45
			High	28.247	1/31	23.01	43	-19.99
				28.225	32/0	23.86	43	-19.14
	100	QPSK	Low	27.503	1/0	21.82	43	-21.18
				27.549	64/0	23.32	43	-19.68
			Mid	27.778	1/0	21.52	43	-21.48
				27.824	1/32	23.16	43	-19.84
				27.872	1/65	21.13	43	-21.87
			High	28.147	1/65	21.89	43	-21.11
				28.101	64/2	23.93	43	-19.07
4	50	QPSK	Low	27.503	1/0	23.56	43	-19.44
				27.525	32/0	23.48	43	-19.52
			Mid	27.827	1/0	24.11	43	-18.89
				27.849	1/15	23.75	43	-19.25
				27.872	1/31	23.31	43	-19.69
			High	28.197	1/31	22.85	43	-20.15
				28.175	32/0	23.85	43	-19.15
	100	Pi/2 BPSK	Mid	27.774	64/1	24.41	43	-18.59
		QPSK	Low	27.503	1/0	21.93	43	-21.07
				27.549	64/0	23.85	43	-19.15
			Mid	27.728	1/0	21.45	43	-21.55
				27.774	1/32	22.79	43	-20.21
				27.821	1/65	21.10	43	-21.90
			High	28.047	1/65	21.67	43	-21.33
				28.001	64/2	24.43	43	-18.57
		16QAM	Mid	27.774	64/1	22.49	43	-20.51
		64QAM	Mid	27.774	64/1	20.35	43	-22.65

UL VERIFICATION SERVICES INC
47173 BENICIA STREET, FREMONT, CA 94538, USA TEL: (510) 319-4000 FAX: (510) 661-0888
This report shall not be reproduced except in full, without the written approval of UL Verification Services Inc.

MIMO

CCs Active	CH BW (MHz)	Modulation	Channel	Frequency (GHz)	RB (Size/Offset)	Avg EIRP (dBm)	Limit (dBm)	Margin (dB)
1	50	QPSK	Low	27.525	32/0	24.07	43	-18.93
			Mid	27.924	1/15	27.87	43	-15.13
				27.925	32/0	24.67	43	-18.33
			High	28.325	32/0	24.77	43	-18.23
	100		Low	27.550	66/0	24.26	43	-18.74
			Mid	27.926	1/33	27.20	43	-15.80
				27.925	66/0	24.63	43	-18.37
			High	28.300	66/0	23.66	43	-19.34
2	50	QPSK	Low	27.525	32/0	21.74	43	-21.26
			Mid	27.899	1/15	23.32	43	-19.68
				27.900	32/0	22.28	43	-20.72
			High	28.275	32/0	22.19	43	-20.81
	100		Low	27.550	66/0	22.12	43	-20.88
			Mid	27.876	1/33	23.02	43	-19.98
				27.875	66/0	22.49	43	-20.51
			High	28.200	66/0	21.75	43	-21.25
3	50	QPSK	Low	27.525	32/0	21.65	43	-21.35
			Mid	27.874	1/15	23.93	43	-19.07
				27.875	32/0	22.40	43	-20.60
			High	28.225	32/0	22.39	43	-20.61
	100		Low	27.550	66/0	22.16	43	-20.84
			Mid	27.826	1/33	22.80	43	-20.20
				27.825	66/0	22.54	43	-20.46
			High	28.100	66/0	22.13	43	-20.87
4	50	QPSK	Low	27.525	32/0	21.73	43	-21.27
			Mid	27.849	1/15	21.31	43	-21.69
				27.850	32/0	22.37	43	-20.63
			High	28.175	32/0	22.37	43	-20.63
	100		Low	27.550	66/0	22.41	43	-20.59
			Mid	27.776	1/33	22.63	43	-20.37
				27.775	66/0	22.41	43	-20.59
			High	28.000	66/0	22.40	43	-20.60

UL VERIFICATION SERVICES INC
47173 BENICIA STREET, FREMONT, CA 94538, USA TEL: (510) 319-4000 FAX: (510) 661-0888
This report shall not be reproduced except in full, without the written approval of UL Verification Services Inc.

8.2.10. EIRP n260 ANT M1

SISO-Dual

CCs Active	CH BW	Modulation	Channel	Frequency	RB	Avg EIRP	Limit	Margin
	(MHz)			(GHz)	(Size/Offset)	(dBm)	(dBm)	(dB)
1	50	QPSK	Mid	38.500	1/15	18.02	43	-24.98
	100			38.500	1/32	17.99	43	-25.01

UL VERIFICATION SERVICES INC
47173 BENICIA STREET, FREMONT, CA 94538, USA TEL: (510) 319-4000 FAX: (510) 661-0888
This report shall not be reproduced except in full, without the written approval of UL Verification Services Inc.

8.2.11. EIRP n260 ANT M2

SISO

CCs Active	CH BW	Modulation	Channel	Frequency	Ant Pol	RB	Avg EIRP	Limit	Margin
	(MHz)			(GHz)		(Size/Offset)	(dBm)	(dBm)	(dB)
1	50	QPSK	Mid	38.499	H	1/15	26.95	43	-16.05
	100			38.499		1/32	26.85	43	-16.15
2	50			38.474		1/15	20.24	43	-22.76
	100			38.449		1/32	20.09	43	-22.91
3	50			38.449		1/15	20.11	43	-22.89
	100			38.399		1/32	20.18	43	-22.82
4	50			38.424		1/15	20.20	43	-22.80
	100			38.349		1/32	19.96	43	-23.04

UL VERIFICATION SERVICES INC
47173 BENICIA STREET, FREMONT, CA 94538, USA TEL: (510) 319-4000 FAX: (510) 661-0888
This report shall not be reproduced except in full, without the written approval of UL Verification Services Inc.

SISO-Dual

CCs Active	CH BW (MHz)	Modulation	Channel	Frequency (GHz)	RB (Size/Offset)	Avg EIRP (dBm)	Limit (dBm)	Margin (dB)
1	50	Pi/2 BPSK	Mid	38.499	1/15	27.66	43	-15.34
		QPSK	Low	37.003	1/0	27.17	43	-15.83
				37.024	1/15	29.22	43	-13.78
				37.025	32/0	27.54	43	-15.46
			Mid	38.499	1/15	29.89	43	-13.11
				38.500	32/0	28.43	43	-14.57
			High	39.974	1/15	28.37	43	-14.63
				39.997	1/31	28.93	43	-14.07
				39.975	32/0	26.23	43	-16.77
		16QAM	Mid	38.499	1/15	28.03	43	-14.97
		64QAM	Mid	38.499	1/15	26.28	43	-16.72
	100	Pi/2 BPSK	Mid	38.499	1/32	29.75	43	-13.25
		QPSK	Low	37.003	1/0	25.69	43	-17.31
				37.049	1/32	28.55	43	-14.45
				37.049	64/0	27.85	43	-15.15
			Mid	38.499	1/32	29.91	43	-13.09
			High	39.949	1/32	28.03	43	-14.97
				39.997	1/65	26.27	43	-16.73
				39.951	64/2	25.21	43	-17.79
		16QAM	Mid	38.499	1/32	28.13	43	-14.87
		64QAM		38.499	1/32	26.21	43	-16.79
2	50	QPSK	Low	37.003	1/0	22.60	43	-20.40
				37.025	32/0	24.80	43	-18.20
			Mid	38.453	1/0	23.52	43	-19.48
				38.474	1/15	23.24	43	-19.76
				38.497	1/31	23.97	43	-19.03
			High	39.947	1/31	22.32	43	-20.68
				39.925	32/0	23.41	43	-19.59
	100	Pi/2 BPSK	Mid	38.449	64/1	25.70	43	-17.30
		QPSK	Low	37.003	1/0	20.36	43	-22.64
				37.049	64/0	25.38	43	-17.62
			Mid	38.403	1/0	21.20	43	-21.80
				38.449	1/32	23.19	43	-19.81
				38.497	1/65	19.82	43	-23.18
			High	39.897	1/65	22.77	43	-20.23
				39.851	64/2	22.62	43	-20.38
		16QAM	Mid	38.449	64/1	24.18	43	-18.82
		64QAM	Mid	38.449	64/1	22.27	43	-20.73

UL VERIFICATION SERVICES INC
47173 BENICIA STREET, FREMONT, CA 94538, USA TEL: (510) 319-4000 FAX: (510) 661-0888
This report shall not be reproduced except in full, without the written approval of UL Verification Services Inc.

SISO-Dual

CCs Active	CH BW (MHz)	Modulation	Channel	Frequency (GHz)	RB (Size/Offset)	Avg EIRP (dBm)	Limit (dBm)	Margin (dB)
3	50	QPSK	Low	37.003	1/0	23.01	43	-19.99
				37.025	32/0	24.90	43	-18.10
			Mid	38.427	1/0	24.70	43	-18.30
				38.449	1/15	23.37	43	-19.63
				38.472	1/31	24.37	43	-18.63
			High	39.897	1/31	23.59	43	-19.41
				39.875	32/0	23.68	43	-19.32
	100	QPSK	Low	37.003	1/0	22.55	43	-20.45
				37.049	64/0	25.66	43	-17.34
			Mid	38.353	1/0	21.55	43	-21.45
				38.399	1/32	23.19	43	-19.81
				38.447	1/65	20.47	43	-22.53
			High	39.797	1/65	22.40	43	-20.60
				39.751	64/2	22.82	43	-20.18
4	50	QPSK	Low	37.003	1/0	23.07	43	-19.93
				37.025	32/0	24.94	43	-18.06
			Mid	38.402	1/0	23.37	43	-19.63
				38.424	1/15	23.26	43	-19.74
				38.447	1/31	24.46	43	-18.54
			High	39.847	1/31	23.61	43	-19.39
				39.825	32/0	23.88	43	-19.12
	100	Pi/2 BPSK	Mid	38.349	64/1	26.29	43	-16.71
		QPSK	Low	37.003	1/0	21.26	43	-21.74
				37.049	64/0	25.85	43	-17.15
			Mid	38.303	1/0	21.40	43	-21.60
				38.349	1/32	22.93	43	-20.07
				38.397	1/65	20.34	43	-22.66
			High	39.697	1/65	22.14	43	-20.86
				39.651	64/2	22.75	43	-20.25
		16QAM	Mid	38.349	64/1	24.75	43	-18.25
		64QAM	Mid	38.349	64/1	22.83	43	-20.17

UL VERIFICATION SERVICES INC
47173 BENICIA STREET, FREMONT, CA 94538, USA TEL: (510) 319-4000 FAX: (510) 661-0888
This report shall not be reproduced except in full, without the written approval of UL Verification Services Inc.

MIMO

CCs Active	CH BW (MHz)	Modulation	Channel	Frequency (GHz)	RB (Size/Offset)	Avg EIRP	Limit (dBm)	Margin (dB)
1	50	QPSK	Low	37.025	32/0	23.13	43	-19.87
			Mid	38.499	1/15	27.29	43	-15.71
				38.500	32/0	22.94	43	-20.06
			High	39.974	32/0	23.06	43	-19.94
	100		Low	37.050	66/0	23.13	43	-19.87
			Mid	38.501	1/33	27.32	43	-15.68
				38.500	66/0	24.47	43	-18.53
			High	39.949	66/0	24.12	43	-18.88
2	50	QPSK	Low	37.025	32/0	20.89	43	-22.11
			Mid	38.474	1/15	20.93	43	-22.07
				38.475	32/0	20.83	43	-22.17
			High	39.924	32/0	21.06	43	-21.94
	100		Low	37.050	66/0	21.04	43	-21.96
			Mid	38.451	1/33	23.26	43	-19.74
				38.450	66/0	22.28	43	-20.72
			High	39.849	66/0	22.00	43	-21.00
3	50	QPSK	Low	37.025	32/0	20.92	43	-22.08
			Mid	38.449	1/15	20.41	43	-22.59
				38.450	32/0	20.84	43	-22.16
			High	39.875	32/0	21.11	43	-21.89
	100		Low	37.050	66/0	21.33	43	-21.67
			Mid	38.401	1/33	23.27	43	-19.73
				38.400	66/0	22.35	43	-20.65
			High	39.749	66/0	22.28	43	-20.72
4	50	QPSK	Low	37.025	32/0	20.84	43	-22.16
			Mid	38.424	1/15	20.69	43	-22.31
				38.425	32/0	20.83	43	-22.17
			High	39.824	32/0	21.08	43	-21.92
	100		Low	37.050	66/0	21.57	43	-21.43
			Mid	38.351	1/33	22.78	43	-20.22
				38.350	66/0	22.51	43	-20.49
			High	39.649	66/0	22.35	43	-20.65

UL VERIFICATION SERVICES INC
47173 BENICIA STREET, FREMONT, CA 94538, USA TEL: (510) 319-4000 FAX: (510) 661-0888
This report shall not be reproduced except in full, without the written approval of UL Verification Services Inc.

n260, ANT M2, Full-RB, SISO-Dual, QPSK, Low-CH

1CC, 50 MHz CH BW

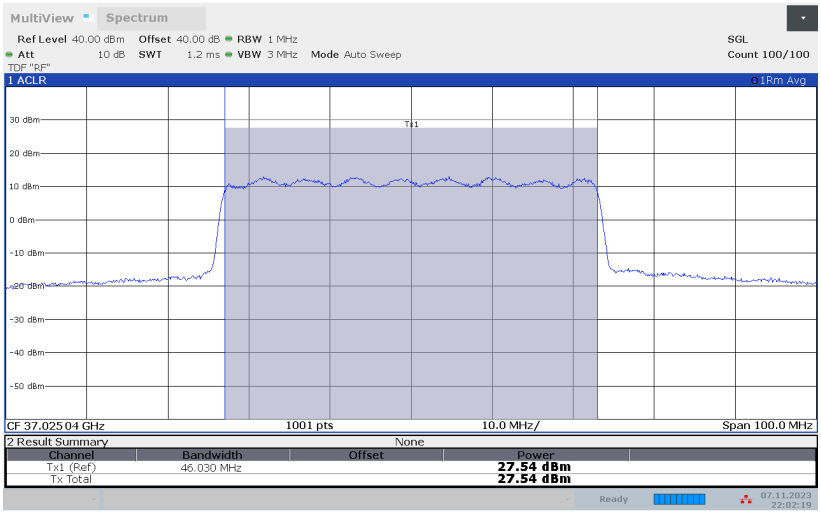

1CC, 100 MHz CH BW

UL VERIFICATION SERVICES INC
47173 BENICIA STREET, FREMONT, CA 94538, USA TEL: (510) 319-4000 FAX: (510) 661-0888
This report shall not be reproduced except in full, without the written approval of UL Verification Services Inc.

n260, ANT M2, Full-RB, SISO-Dual, QPSK, Low-CH

2CC, 50 MHz CH BW

2CC, 100 MHz CH BW

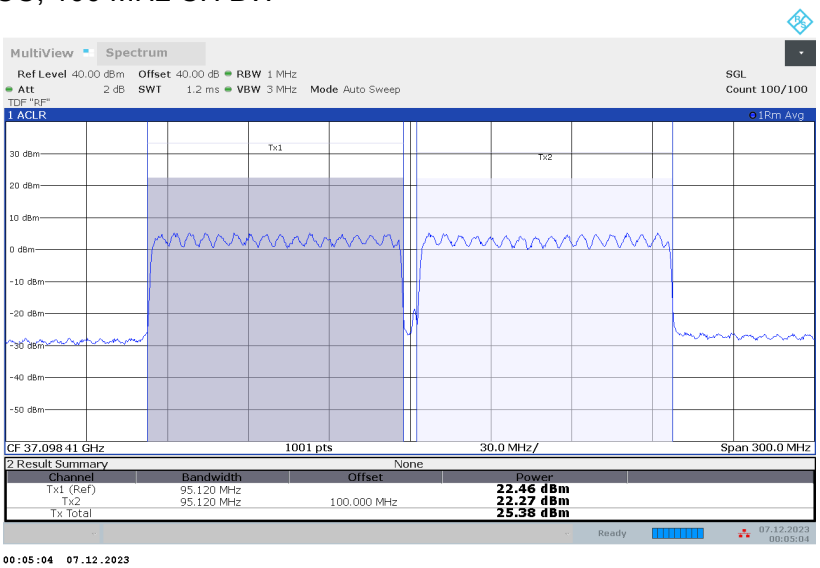

UL VERIFICATION SERVICES INC
47173 BENICIA STREET, FREMONT, CA 94538, USA TEL: (510) 319-4000 FAX: (510) 661-0888
This report shall not be reproduced except in full, without the written approval of UL Verification Services Inc.

n260, ANT M2, Full-RB, SISO-Dual, QPSK, Low-CH

3CC, 50 MHz CH BW

3CC, 100 MHz CH BW

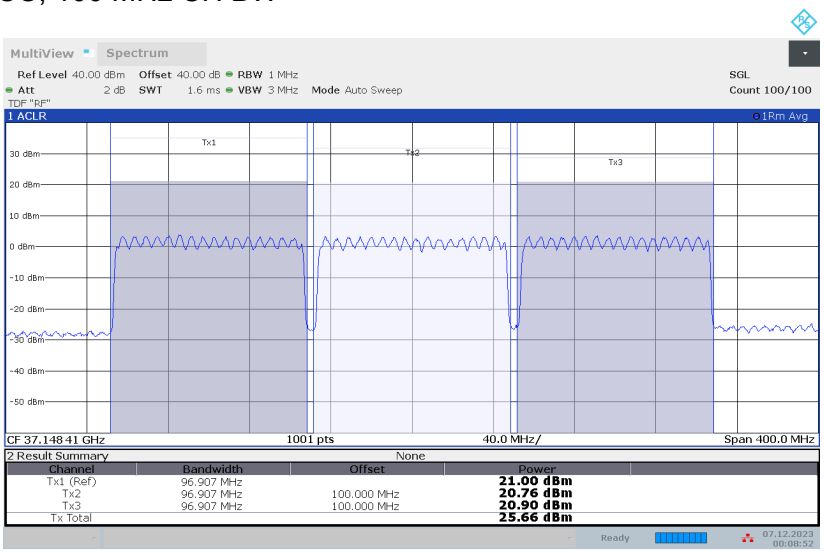

UL VERIFICATION SERVICES INC
47173 BENICIA STREET, FREMONT, CA 94538, USA TEL: (510) 319-4000 FAX: (510) 661-0888
This report shall not be reproduced except in full, without the written approval of UL Verification Services Inc.

n260, ANT M2, Full-RB, SISO-Dual, QPSK, Low-CH

4CC, 50 MHz CH BW

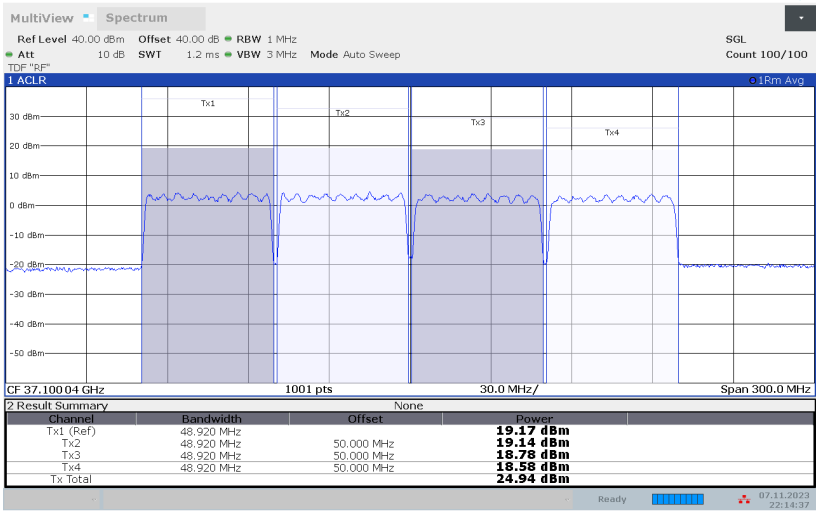

4CC, 100 MHz CH BW

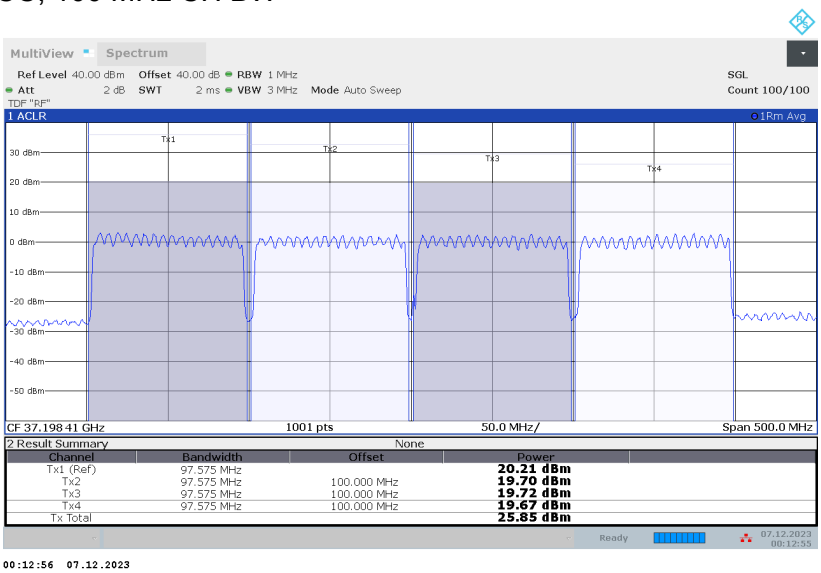

UL VERIFICATION SERVICES INC
47173 BENICIA STREET, FREMONT, CA 94538, USA TEL: (510) 319-4000 FAX: (510) 661-0888
This report shall not be reproduced except in full, without the written approval of UL Verification Services Inc.

8.2.12. EIRP n260 ANT M3

SISO

CCs Active	CH BW	Modulation	Channel	Frequency	Ant Pol	RB	Avg EIRP	Limit	Margin
	(MHz)			(GHz)		(Size/Offset)	(dBm)	(dBm)	(dB)
1	50	QPSK	Mid	38.499	H	1/15	27.14	43	-15.86
	100			38.499		1/32	27.31	43	-15.69
2	50			38.474		1/15	20.55	43	-22.45
	100			38.449		1/32	20.16	43	-22.84
3	50			38.449		1/15	20.29	43	-22.71
	100			38.399		1/32	20.21	43	-22.79
4	50			38.424		1/15	20.20	43	-22.80
	100			38.349		1/32	20.16	43	-22.84

UL VERIFICATION SERVICES INC
47173 BENICIA STREET, FREMONT, CA 94538, USA TEL: (510) 319-4000 FAX: (510) 661-0888
This report shall not be reproduced except in full, without the written approval of UL Verification Services Inc.

SISO-Dual

CCs Active	CH BW (MHz)	Modulation	Channel	Frequency (GHz)	RB (Size/Offset)	Avg EIRP (dBm)	Limit (dBm)	Margin (dB)
1	50	Pi/2 BPSK	Mid	38.499	1/15	27.07	43	-15.93
		QPSK	Low	37.003	1/0	26.78	43	-16.22
				37.024	1/15	28.83	43	-14.17
				37.025	32/0	25.36	43	-17.64
			Mid	38.499	1/15	28.04	43	-14.96
				38.500	32/0	27.52	43	-15.48
			High	39.974	1/15	26.13	43	-16.87
				39.997	1/31	24.06	43	-18.94
				39.975	32/0	23.15	43	-19.85
		16QAM	Mid	38.499	1/15	25.59	43	-17.41
		64QAM		34.499	1/15	23.66	43	-19.34
	100	Pi/2 BPSK	Mid	38.499	1/32	28.38	43	-14.62
		QPSK	Low	37.003	1/0	25.66	43	-17.34
				37.049	1/32	28.72	43	-14.28
				37.049	64/0	26.67	43	-16.33
			Mid	38.499	1/32	28.48	43	-14.52
			High	39.949	1/32	27.57	43	-15.43
				39.997	1/65	24.20	43	-18.80
				39.951	64/2	25.03	43	-17.97
		16QAM	Mid	38.499	1/32	25.94	43	-17.06
		64QAM	Mid	38.499	1/32	23.50	43	-19.50
2	50	QPSK	Low	37.003	1/0	22.22	43	-20.78
				37.025	32/0	22.80	43	-20.20
			Mid	38.453	1/0	21.15	43	-21.85
				38.474	1/15	21.12	43	-21.88
				38.497	1/31	21.77	43	-21.23
			High	39.947	1/31	19.92	43	-23.08
				39.925	32/0	20.63	43	-22.37
	100	Pi/2 BPSK	Mid	38.450	64/1	23.31	43	-19.69
		QPSK	Low	37.003	1/0	20.00	43	-23.00
				37.049	64/0	23.76	43	-19.24
			Mid	38.403	1/0	21.02	43	-21.98
				38.449	1/32	21.09	43	-21.91
				38.497	1/65	22.87	43	-20.13
			High	39.897	1/65	19.91	43	-23.09
				39.851	64/2	23.24	43	-19.76
		16QAM	Mid	38.450	64/1	22.25	43	-20.75
		64QAM		38.450	64/1	20.51	43	-22.49

UL VERIFICATION SERVICES INC
47173 BENICIA STREET, FREMONT, CA 94538, USA TEL: (510) 319-4000 FAX: (510) 661-0888
This report shall not be reproduced except in full, without the written approval of UL Verification Services Inc.

SISO-Dual

CCs Active	CH BW (MHz)	Modulation	Channel	Frequency (GHz)	RB (Size/Offset)	Avg EIRP (dBm)	Limit (dBm)	Margin (dB)
3	50	QPSK	Low	37.003	1/0	21.65	43	-21.35
				37.025	32/0	22.75	43	-20.25
			Mid	38.428	1/0	22.01	43	-20.99
				38.449	1/15	21.56	43	-21.44
				38.472	1/31	22.01	43	-20.99
			High	38.971	1/31	20.15	43	-22.85
				39.875	32/0	20.78	43	-22.22
	100	QPSK	Low	37.003	1/0	20.35	43	-22.65
				37.049	64/0	24.19	43	-18.81
			Mid	38.353	1/0	19.43	43	-23.57
				38.399	1/32	21.20	43	-21.80
				38.447	1/65	22.17	43	-20.83
			High	39.797	1/65	19.67	43	-23.33
				39.751	64/2	23.55	43	-19.45
4	50	QPSK	Low	37.003	1/0	22.40	43	-20.60
				37.025	32/0	22.73	43	-20.27
			Mid	38.403	1/0	22.49	43	-20.51
				38.424	1/15	21.44	43	-21.56
				38.447	1/31	22.48	43	-20.52
			High	39.847	1/31	21.02	43	-21.98
				39.825	32/0	20.76	43	-22.24
	100	Pi/2 BPSK	Mid	37.049	64/1	23.30	43	-19.70
		QPSK	Low	37.003	1/0	20.31	43	-22.69
				37.049	64/0	24.47	43	-18.53
			Mid	38.303	1/0	19.58	43	-23.42
				38.349	1/32	21.33	43	-21.67
				38.397	1/65	21.72	43	-21.28
			High	39.697	1/65	19.88	43	-23.12
				39.651	64/2	23.78	43	-19.22
		16QAM	Mid	37.049	64/1	22.35	43	-20.65
		64QAM	Mid	37.049	64/1	20.63	43	-22.37

UL VERIFICATION SERVICES INC
47173 BENICIA STREET, FREMONT, CA 94538, USA TEL: (510) 319-4000 FAX: (510) 661-0888
This report shall not be reproduced except in full, without the written approval of UL Verification Services Inc.

MIMO

CCs Active	CH BW (MHz)	Modulation	Channel	Frequency (GHz)	RB (Size/Offset)	Avg EIRP (dBm)	Limit (dBm)	Margin (dB)
1	50	QPSK	Low	37.025	32/0	24.60	43	-18.40
			Mid	38.499	1/15	25.17	43	-17.83
				38.500	32/0	24.08	43	-18.92
			High	39.975	32/0	23.44	43	-19.56
	100		Low	37.050	66/0	24.03	43	-18.97
			Mid	38.501	1/33	27.46	43	-15.54
				38.500	66/0	25.72	43	-17.28
			High	39.950	66/0	24.25	43	-18.75
2	50	QPSK	Low	37.025	32/0	22.51	43	-20.49
			Mid	38.474	1/15	21.34	43	-21.66
				38.475	32/0	22.28	43	-20.72
			High	39.925	32/0	21.32	43	-21.68
	100		Low	37.050	66/0	22.17	43	-20.83
			Mid	38.451	1/33	22.60	43	-20.40
				38.450	66/0	23.74	43	-19.26
			High	39.850	66/0	22.17	43	-20.83
3	50	QPSK	Low	37.025	32/0	22.46	43	-20.54
			Mid	38.449	1/15	21.60	43	-21.40
				38.450	32/0	22.14	43	-20.86
			High	39.875	32/0	21.36	43	-21.64
	100		Low	37.050	66/0	22.83	43	-20.17
			Mid	38.401	1/33	21.63	43	-21.37
				38.400	66/0	23.91	43	-19.09
			High	39.750	66/0	22.53	43	-20.47
4	50	QPSK	Low	37.025	32/0	22.42	43	-20.58
			Mid	38.424	1/15	21.58	43	-21.42
				38.425	32/0	23.54	43	-19.46
			High	39.825	32/0	21.41	43	-21.59
	100		Low	37.050	66/0	23.05	43	-19.95
			Mid	38.351	1/33	21.63	43	-21.37
				38.350	66/0	24.06	43	-18.94
			High	39.650	66/0	22.58	43	-20.42

UL VERIFICATION SERVICES INC
47173 BENICIA STREET, FREMONT, CA 94538, USA TEL: (510) 319-4000 FAX: (510) 661-0888
This report shall not be reproduced except in full, without the written approval of UL Verification Services Inc.

8.3. BAND EDGE EMISSIONS

RULE PART(S)

FCC: §2.1051, §30.203

LIMITS

30.203 (a) - The conductive power or the total radiated power of any emission outside a licensee's frequency block shall be −13 dBm/MHz or lower. However, in the bands immediately outside and adjacent to the licensee's frequency block, having a bandwidth equal to 10 percent of the channel bandwidth, the conductive power or the total radiated power of any emission shall be −5 dBm/MHz or lower.

TEST PROCEDURE

- RBW = 1 MHz
- VBW ≥ 3 x RBW
- Number of measurement points in sweep > 2 x span / RBW
- Sweep time = auto-couple
- Detector = RMS
- Trace mode = Average

KDB 842590 D01 Upper Microwave Flexible Use Service v01r02 Section 4.4.2
ANSI C63.26-2015 Clause 5.2, Clause 5.5, Clause 6.4, and Annex C.5.2

All Band Edge emissions were measured as EIRP to compare with the §30.203 TRP limits to demonstrate compliance.

Band Edge measurements of variable frequency bands were performed at the far field test distance listed on Section 5.

EIRP was calculated using the equations on ANSI C63.26-2015 Annex C.5.2. The total correction factors of horn antenna gain, cable loss and far-field path loss were calculated using equations C.8 and C.9, and pre-loaded into spectrum analyzer. Antenna gain of EUT is not factored into the EIRP calculation of BE measurements.

Sample calculation of EIRP:

Total Correction Factor = Cable Loss (dB) – Horn Ant Gain (dBi) + Path Loss (dB)
= 4 – 23 + 71
= 52 dB

EIRP = $P_{measured}$(dBm), where Total Correction Factor preloaded.

In order to properly display of signal level on the plots, the pre-loaded correction factors were intentional lowered by 40 dB and an offset factor of 40 dB was applied on spectrum analyzer to compensate the true correction factors across the frequency range of measurement.

UL VERIFICATION SERVICES INC
47173 BENICIA STREET, FREMONT, CA 94538, USA TEL: (510) 319-4000 FAX: (510) 661-0888
This report shall not be reproduced except in full, without the written approval of UL Verification Services Inc.

Pi/2 BPSK, QPSK, 16QAM and 64QAM modulations were all investigated in SISO-Dual mode on all 3 antennas, since the highest band edge emissions were for the SISO-Dual antenna configuration, consistent with this also being the configuration with the highest EIRP. The SISO-Dual mode was, therefore, used for the final band-edge measurements to represent worse case of both SISO-Dual and SISO modes. Additional measurements were made with QPSK modulation on the MIMO mode as it has a wider bandwidth than the SISO-Dual mode. For Ant M1, only QPSK modulation in SISO-Dual mode of each channel bandwidth is investigated to verify the lower band edge emission level, comparing to Ant M2. Single RB (highest power) and Full RB allocations were measured.

Band edge measurements for multi-carrier (2CC - 4CC) QPSK modulated operations Single RB and Full RB allocations were investigated in each carrier in the (50 MHz + 50 MHz) and (100 MHz + 100 MHz) modes. Note that inter-modulation products which can be seen in the band edge plots are evaluated as part of the radiated spurious emission measurements.

To minimize report size, the 1CC to 4CC plots of worst-case SISO-Dual and MIMO, QPSK of both channel bandwidths on Ant M2 are provided to demonstrate the test parameter setting on signal analyzer. The tabular data includes data for the Pi/2 BPSK, 16QAM and 64QAM modulations.

RESULTS

See the following pages.

Employee IDs: 19437, 19459, 24303, 25368, 27294, 27446, 27780, 27818
Test Date: 05/15/23 – 06/27/23
Test Locations: 01-mmW-A, -B, -C & -D

UL VERIFICATION SERVICES INC
47173 BENICIA STREET, FREMONT, CA 94538, USA TEL: (510) 319-4000 FAX: (510) 661-0888
This report shall not be reproduced except in full, without the written approval of UL Verification Services Inc.

8.3.1. BAND EDGE n258 SB1 SISO-DUAL 1CC

ANT M2, 50 MHz, SISO-DUAL, 1CC, QPSK

Low-side, Single RB

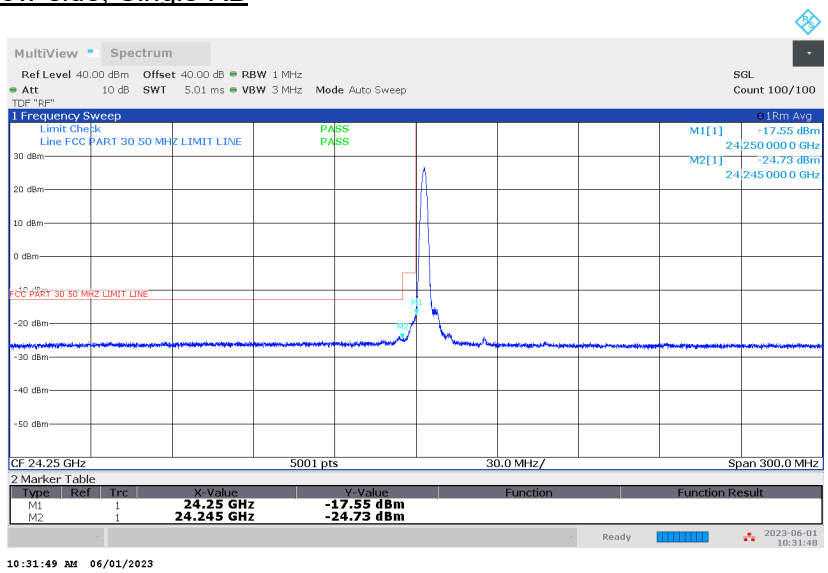

Low-side, Full RB

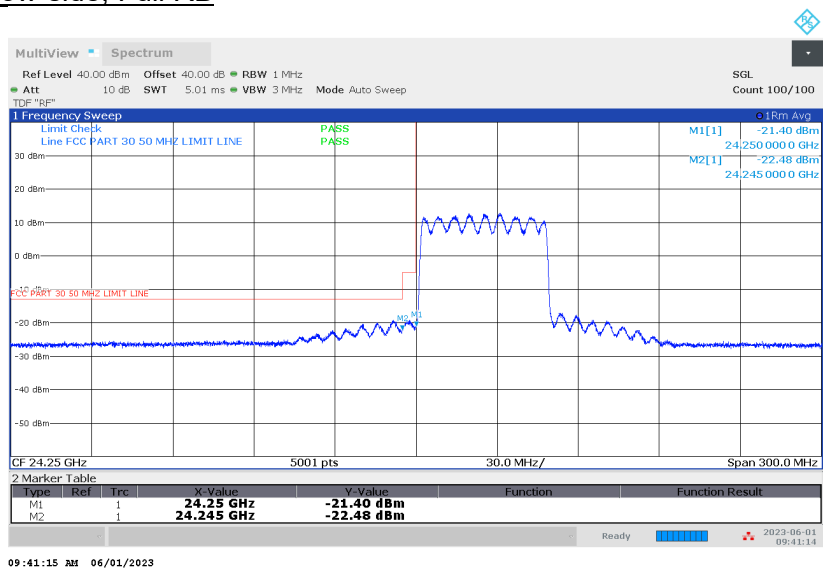

UL VERIFICATION SERVICES INC
47173 BENICIA STREET, FREMONT, CA 94538, USA TEL: (510) 319-4000 FAX: (510) 661-0888
This report shall not be reproduced except in full, without the written approval of UL Verification Services Inc.

ANT M2, 50 MHz, SISO-DUAL, 1CC, QPSK

High-side, Single RB

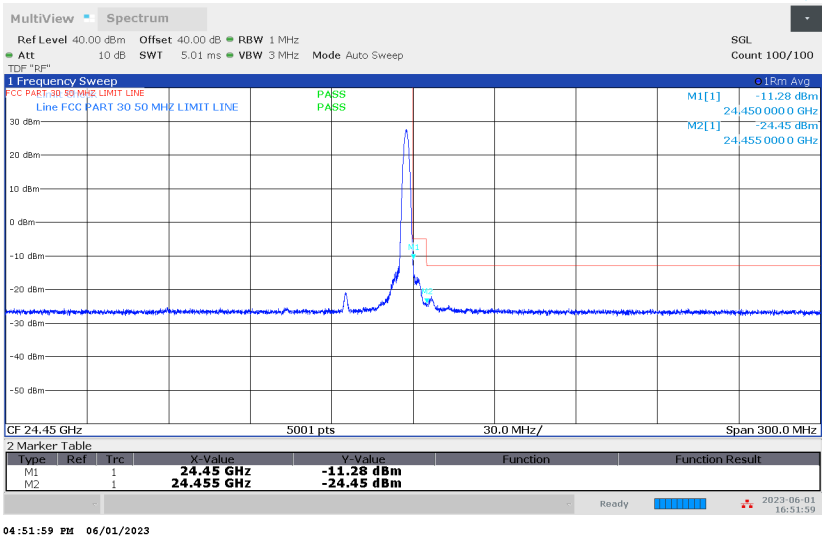

High-side, Full RB

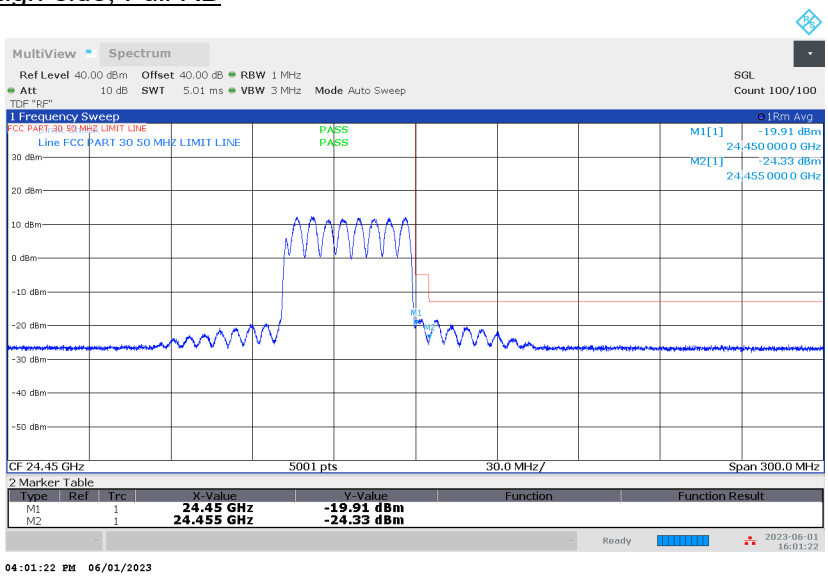

UL VERIFICATION SERVICES INC
47173 BENICIA STREET, FREMONT, CA 94538, USA TEL: (510) 319-4000 FAX: (510) 661-0888
This report shall not be reproduced except in full, without the written approval of UL Verification Services Inc.

ANT M1, M2 & M3, 50 MHz, SISO-DUAL, 1CC, QPSK

Antenna	BW	Channel	RB	Freq.	Avg EIRP	Avg TRP Limit	Margin
	(MHz)		(Size Offset)	(GHz)	(dBm)	(dBm)	(dB)
M1	50	L	1/0	24.25	-20.33	-5	-15.33
				24.245	-24.78	-13	-11.78
M2				24.25	-17.55	-5	-12.55
				24.245	-24.73	-13	-11.73
M3				24.25	-13.58	-5	-8.58
				24.245	-24.70	-13	-11.70
M1	50	L	32/0	24.25	-23.97	-5	-18.97
				24.245	-23.83	-13	-10.83
M2				24.25	-21.40	-5	-16.40
				24.245	-22.48	-13	-9.48
M3				24.25	-16.08	-5	-11.08
				24.245	-19.22	-13	-6.22
M1	50	H	1/31	24.45	-17.82	-5	-12.82
				24.455	-24.39	-13	-11.39
M2				24.45	-11.28	-5	-6.28
				24.455	-24.45	-13	-11.45
M3				24.45	-13.15	-5	-8.15
				24.455	-24.24	-13	-11.24
M1	50	H	32/0	24.45	-24.23	-5	-19.23
				24.455	-25.54	-13	-12.54
M2				24.45	-19.91	-5	-14.91
				24.455	-24.33	-13	-11.33
M3				24.45	-18.91	-5	-13.91
				24.455	-20.86	-13	-7.86

ANT M2 & M3, 50 MHz, SISO-DUAL, 1CC, Pi/2 BPSK

Antenna	BW	Channel	RB	Freq.	Avg EIRP	Avg TRP Limit	Margin
	(MHz)		(Size Offset)	(GHz)	(dBm)	(dBm)	(dB)
M2	50	L	1/0	24.25	-17.52	-5	-12.52
				24.245	-25.34	-13	-12.34
M3				24.25	-13.80	-5	-8.80
				24.245	-24.29	-13	-11.29
M2	50	H	1/31	24.45	-15.96	-5	-10.96
				24.455	-25.38	-13	-12.38
M3				24.45	-12.61	-5	-7.61
				24.455	-23.36	-13	-10.36

UL VERIFICATION SERVICES INC
47173 BENICIA STREET, FREMONT, CA 94538, USA TEL: (510) 319-4000 FAX: (510) 661-0888
This report shall not be reproduced except in full, without the written approval of UL Verification Services Inc.

ANT M2 & M3, 50 MHz, SISO-DUAL, 1CC, 16QAM

Antenna	BW	Channel	RB	Freq.	Avg EIRP	Avg TRP Limit	Margin
	(MHz)		(Size Offset)	(GHz)	(dBm)	(dBm)	(dB)
M2	50	L	1/0	24.25	-15.82	-5	-10.82
				24.245	-25.26	-13	-12.26
M3				24.25	-15.31	-5	-10.31
				24.245	-24.47	-13	-11.47
M2	50	H	1/31	24.45	-15.60	-5	-10.60
				24.455	-25.49	-13	-12.49
M3				24.45	-15.00	-5	-10.00
				24.455	-24.69	-13	-11.69

ANT M2 & M3, 50 MHz, SISO-DUAL, 1CC, 64QAM

Antenna	BW	Channel	RB	Freq.	Avg EIRP	Avg TRP Limit	Margin
	(MHz)		(Size Offset)	(GHz)	(dBm)	(dBm)	(dB)
M2	50	L	1/0	24.25	-19.32	-5	-14.32
				24.245	-25.46	-13	-12.46
M3				24.25	-18.64	-5	-13.64
				24.245	-25.41	-13	-12.41
M2	50	H	1/31	24.45	-15.80	-5	-10.80
				24.455	-25.42	-13	-12.42
M3				24.45	-15.85	-5	-10.85
				24.455	-25.82	-13	-12.82

UL VERIFICATION SERVICES INC
47173 BENICIA STREET, FREMONT, CA 94538, USA TEL: (510) 319-4000 FAX: (510) 661-0888
This report shall not be reproduced except in full, without the written approval of UL Verification Services Inc.

ANT M2, 100 MHz, SISO-DUAL, 1CC, QPSK

Low-side, Single RB

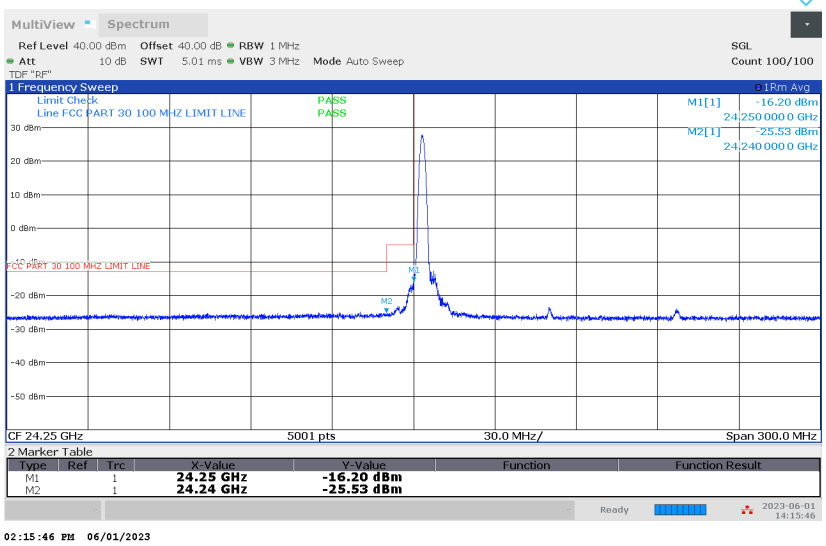

Low-side, Full RB

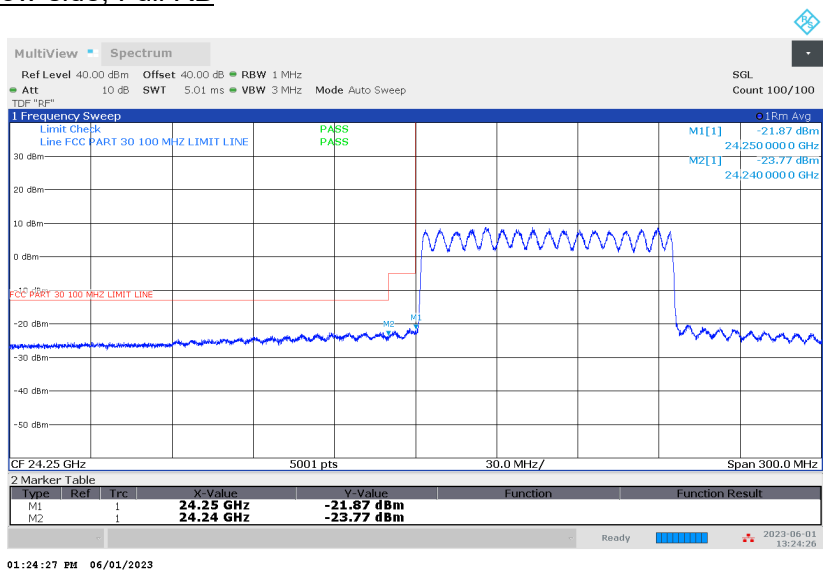

UL VERIFICATION SERVICES INC
47173 BENICIA STREET, FREMONT, CA 94538, USA TEL: (510) 319-4000 FAX: (510) 661-0888
This report shall not be reproduced except in full, without the written approval of UL Verification Services Inc.

ANT M2, 100 MHz, SISO-DUAL, 1CC, QPSK

High-side, Single RB

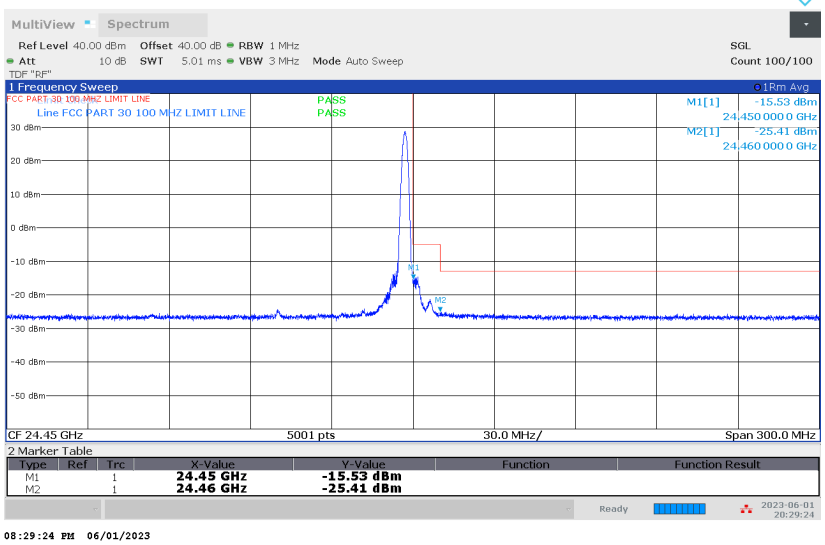

High-side, Full RB

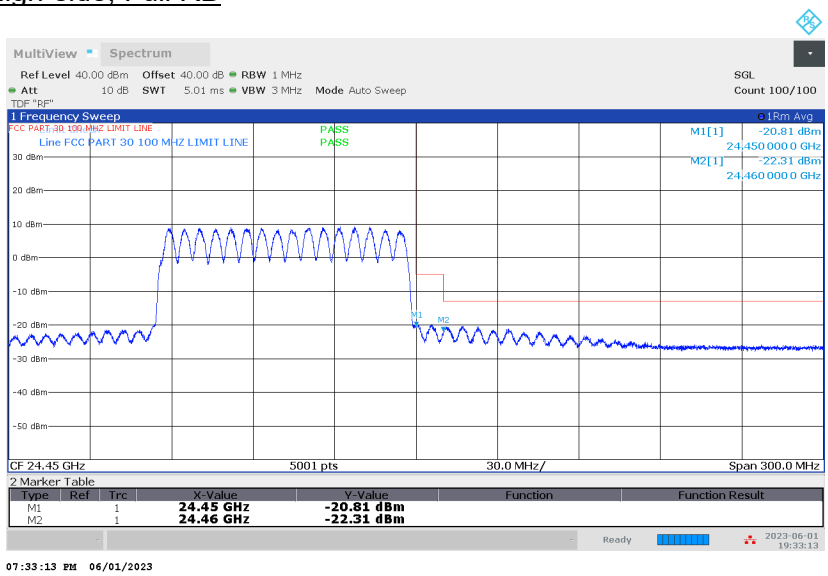

UL VERIFICATION SERVICES INC
47173 BENICIA STREET, FREMONT, CA 94538, USA TEL: (510) 319-4000 FAX: (510) 661-0888
This report shall not be reproduced except in full, without the written approval of UL Verification Services Inc.

ANT M1, M2 & M3, 100 MHz, SISO-DUAL, 1CC, QPSK

Antenna	BW	Channel	RB	Freq.	Avg EIRP	Avg TRP Limit	Margin
	(MHz)		(Size Offset)	(GHz)	(dBm)	(dBm)	(dB)
M1	100	L	1/0	24.25	-20.51	-5	-15.51
				24.24	-25.82	-13	-12.82
M2				24.25	-16.20	-5	-11.20
				24.24	-25.53	-13	-12.53
M3				24.25	-13.58	-5	-8.58
				24.24	-24.70	-13	-11.70
M1	100	L	64/0	24.25	-25.37	-5	-20.37
				24.24	-24.86	-13	-11.86
M2				24.25	-21.87	-5	-16.87
				24.24	-23.77	-13	-10.77
M3				24.25	-16.08	-5	-11.08
				24.24	-19.22	-13	-6.22
M1	100	H	1/65	24.45	-19.86	-5	-14.86
				24.46	-26.20	-13	-13.20
M2				24.45	-15.53	-5	-10.53
				24.46	-25.41	-13	-12.41
M3				24.45	-13.15	-5	-8.15
				24.46	-24.24	-13	-11.24
M1	100	H	64/2	24.45	-24.33	-5	-19.33
				24.46	-25.28	-13	-12.28
M2				24.45	-20.81	-5	-15.81
				24.46	-22.31	-13	-9.31
M3				24.45	-18.91	-5	-13.91
				24.46	-20.86	-13	-7.86

ANT M2 & M3, 100 MHz, SISO-DUAL, 1CC, Pi/2 BPSK

Antenna	BW	Channel	RB	Freq.	Avg EIRP	Avg TRP Limit	Margin
	(MHz)		(Size Offset)	(GHz)	(dBm)	(dBm)	(dB)
M2	100	L	64/0	24.25	-16.42	-5	-11.42
				24.24	-26.07	-13	-13.07
M3				24.25	-17.81	-5	-12.81
				24.24	-26.13	-13	-13.13
M2	100	H	64/2	24.45	-17.87	-5	-12.87
				24.46	-26.33	-13	-13.33
M3				24.45	-22.68	-5	-17.68
				24.46	-26.80	-13	-13.80

UL VERIFICATION SERVICES INC
47173 BENICIA STREET, FREMONT, CA 94538, USA TEL: (510) 319-4000 FAX: (510) 661-0888
This report shall not be reproduced except in full, without the written approval of UL Verification Services Inc.

ANT M2 & M3, 100 MHz, SISO-DUAL, 1CC, 16QAM

Antenna	BW	Channel	RB	Freq.	Avg EIRP	Avg TRP Limit	Margin
	(MHz)		(Size Offset)	(GHz)	(dBm)	(dBm)	(dB)
M2	100	L	64/0	24.25	-17.71	-5	-12.71
				24.24	-25.75	-13	-12.75
M3				24.25	-17.66	-5	-12.66
				24.24	-26.33	-13	-13.33
M2	100	H	64/2	24.45	-17.85	-5	-12.85
				24.46	-25.67	-13	-12.67
M3				24.45	-21.22	-5	-16.22
				24.46	-26.53	-13	-13.53

ANT M2 & M3, 100 MHz, SISO-DUAL, 1CC, 64QAM

Antenna	BW	Channel	RB	Freq.	Avg EIRP	Avg TRP Limit	Margin
	(MHz)		(Size Offset)	(GHz)	(dBm)	(dBm)	(dB)
M2	100	L	64/0	24.25	-18.84	-5	-13.84
				24.24	-25.80	-13	-12.80
M3				24.25	-22.13	-5	-17.13
				24.24	-26.23	-13	-13.23
M2	100	H	64/2	24.45	-22.49	-5	-17.49
				24.46	-27.07	-13	-14.07
M3				24.45	-24.32	-5	-19.32
				24.46	-26.79	-13	-13.79

UL VERIFICATION SERVICES INC
47173 BENICIA STREET, FREMONT, CA 94538, USA TEL: (510) 319-4000 FAX: (510) 661-0888
This report shall not be reproduced except in full, without the written approval of UL Verification Services Inc.

8.3.2. BAND EDGE n258 SB1 SISO-DUAL 2CC

ANT M2, 50 MHz, SISO-DUAL, 2CC, QPSK

Low-side, Single RB

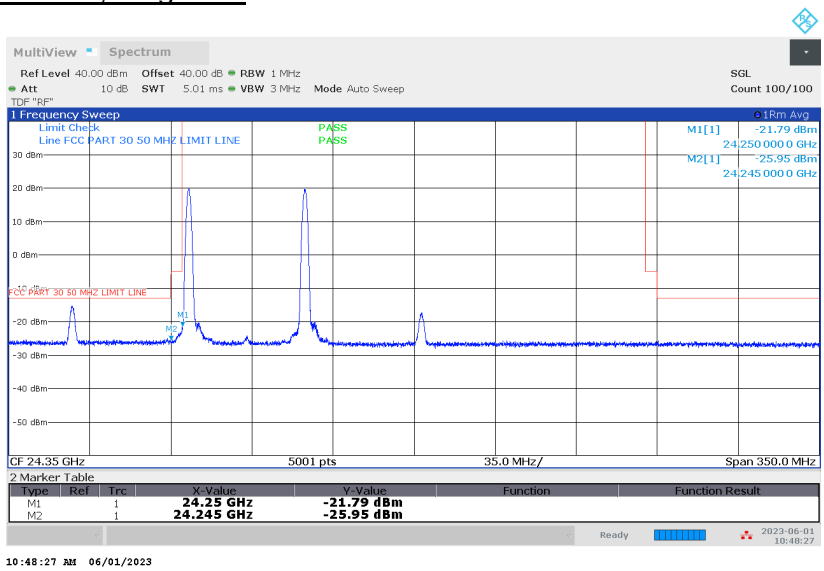

Low-side, Full RB

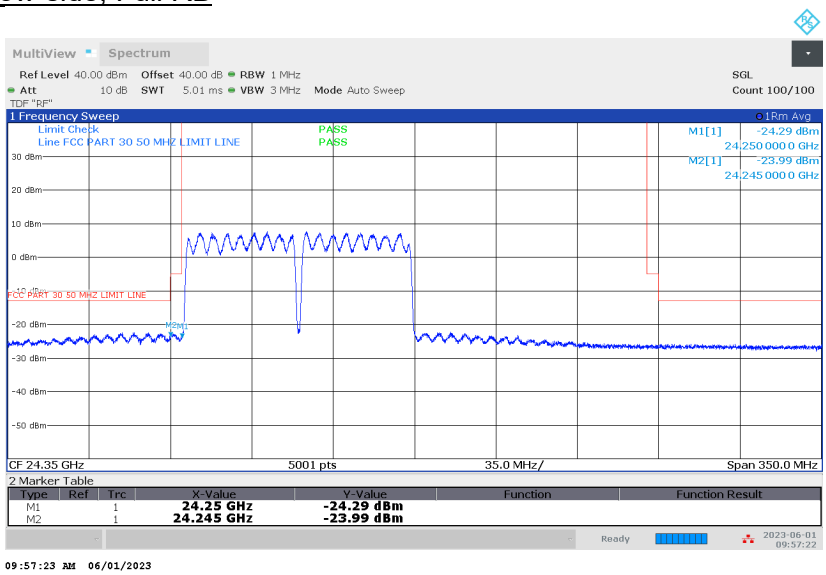

UL VERIFICATION SERVICES INC
47173 BENICIA STREET, FREMONT, CA 94538, USA TEL: (510) 319-4000 FAX: (510) 661-0888
This report shall not be reproduced except in full, without the written approval of UL Verification Services Inc.

ANT M2, 50 MHz, SISO-DUAL, 2CC, QPSK

High-side, Single RB

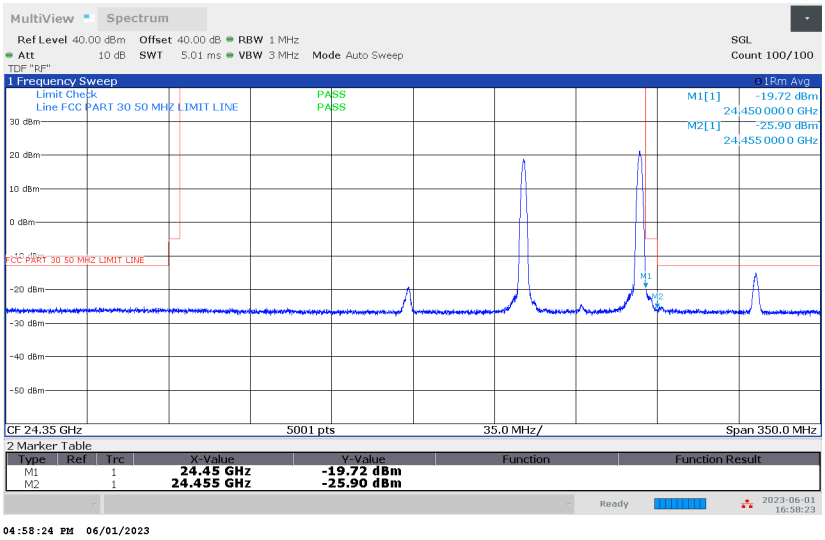

High-side, Full RB

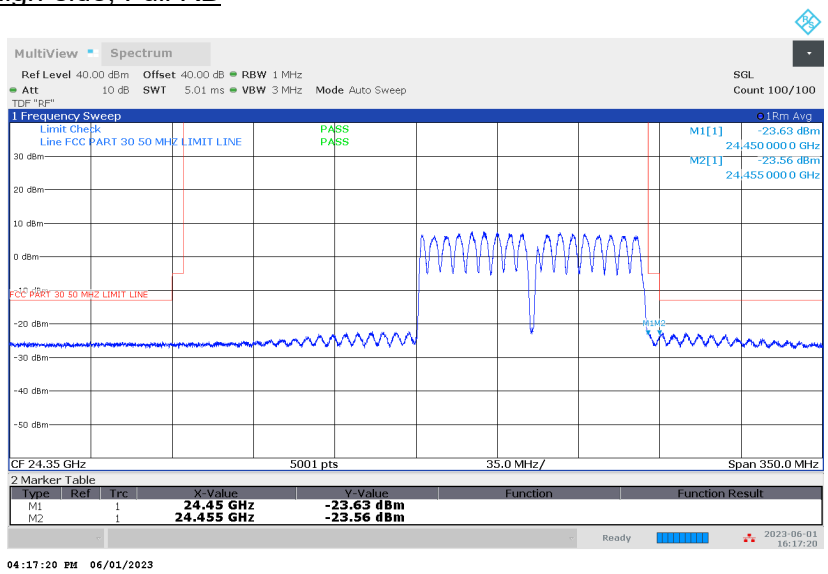

UL VERIFICATION SERVICES INC
47173 BENICIA STREET, FREMONT, CA 94538, USA TEL: (510) 319-4000 FAX: (510) 661-0888
This report shall not be reproduced except in full, without the written approval of UL Verification Services Inc.

ANT M1, M2 & M3, 50 MHz, SISO-DUAL, 2CC, QPSK

Antenna	BW	Channel	RB	Freq.	Avg EIRP	Avg TRP Limit	Margin
	(MHz)		(Size Offset)	(GHz)	(dBm)	(dBm)	(dB)
M1	50	L	1/0	24.25	-24.21	-5	-19.21
				24.245	-25.69	-13	-12.69
M2				24.25	-21.79	-5	-16.79
				24.245	-25.95	-13	-12.95
M3				24.25	-19.93	-5	-14.93
				24.245	-25.70	-13	-12.70
M1	50	L	32/0	24.25	-25.08	-5	-20.08
				24.245	-25.14	-13	-12.14
M2				24.25	-24.29	-5	-19.29
				24.245	-23.99	-13	-10.99
M3				24.25	-22.98	-5	-17.98
				24.245	-22.45	-13	-9.45
M1	50	H	1/31	24.45	-23.50	-5	-18.50
				24.455	-26.14	-13	-13.14
M2				24.45	-19.72	-5	-14.72
				24.455	-25.90	-13	-12.90
M3				24.45	-20.91	-5	-15.91
				24.455	-26.32	-13	-13.32
M1	50	H	32/0	24.45	-25.98	-5	-20.98
				24.455	-25.92	-13	-12.92
M2				24.45	-23.63	-5	-18.63
				24.455	-23.56	-13	-10.56
M3				24.45	-22.00	-5	-17.00
				24.455	-24.27	-13	-11.27

ANT M2 & M3, 50 MHz, SISO-DUAL, 2CC, Pi/2 BPSK

Antenna	BW	Channel	RB	Freq.	Avg EIRP	Avg TRP Limit	Margin
	(MHz)		(Size Offset)	(GHz)	(dBm)	(dBm)	(dB)
M2	50	L	1/0	24.25	-22.19	-5	-17.19
				24.245	-26.44	-13	-13.44
M3				24.25	-20.88	-5	-15.88
				24.245	-25.91	-13	-12.91
M2	50	H	1/31	24.45	-22.45	-5	-17.45
				24.455	-26.18	-13	-13.18
M3				24.45	-20.86	-5	-15.86
				24.455	-26.07	-13	-13.07

UL VERIFICATION SERVICES INC
47173 BENICIA STREET, FREMONT, CA 94538, USA TEL: (510) 319-4000 FAX: (510) 661-0888
This report shall not be reproduced except in full, without the written approval of UL Verification Services Inc.

ANT M2 & M3, 50 MHz, SISO-DUAL, 2CC, 16QAM

Antenna	BW	Channel	RB	Freq.	Avg EIRP	Avg TRP Limit	Margin
	(MHz)		(Size Offset)	(GHz)	(dBm)	(dBm)	(dB)
M2	50	L	1/0	24.25	-22.76	-5	-17.76
				24.245	-27.00	-13	-14.00
M3				24.25	-23.22	-5	-18.22
				24.245	-25.85	-13	-12.85
M2	50	H	1/31	24.45	-22.97	-5	-17.97
				24.455	-26.69	-13	-13.69
M3				24.45	-21.32	-5	-16.32
				24.455	-26.86	-13	-13.86

ANT M2 & M3, 50 MHz, SISO-DUAL, 2CC, 64QAM

Antenna	BW	Channel	RB	Freq.	Avg EIRP	Avg TRP Limit	Margin
	(MHz)		(Size Offset)	(GHz)	(dBm)	(dBm)	(dB)
M2	50	L	1/0	24.25	-22.69	-5	-17.69
				24.245	-26.46	-13	-13.46
M3				24.25	-24.21	-5	-19.21
				24.245	-26.07	-13	-13.07
M2	50	H	1/31	24.45	-23.34	-5	-18.34
				24.455	-26.21	-13	-13.21
M3				24.45	-22.57	-5	-17.57
				24.455	-25.84	-13	-12.84

UL VERIFICATION SERVICES INC
47173 BENICIA STREET, FREMONT, CA 94538, USA TEL: (510) 319-4000 FAX: (510) 661-0888
This report shall not be reproduced except in full, without the written approval of UL Verification Services Inc.

ANT M2, 100 MHz, SISO-DUAL, 2CC, QPSK

Low-side, Single RB

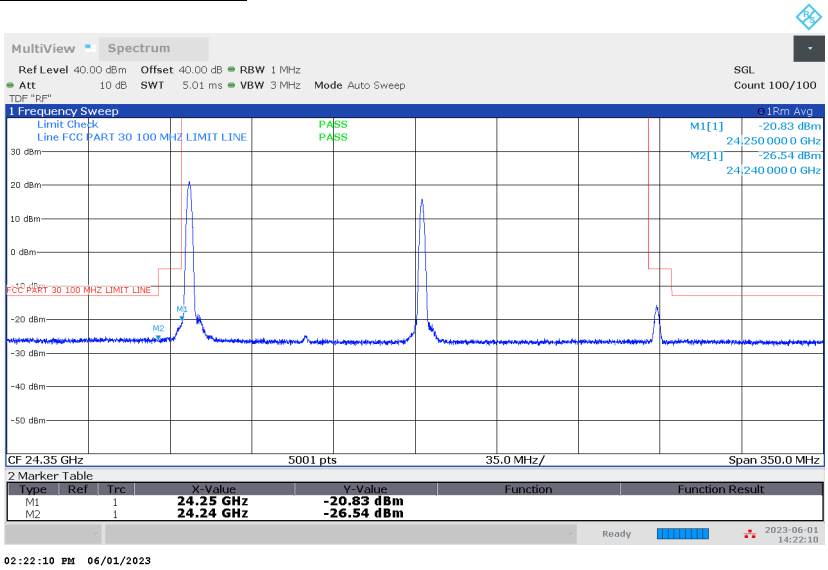

Low-side, Full RB

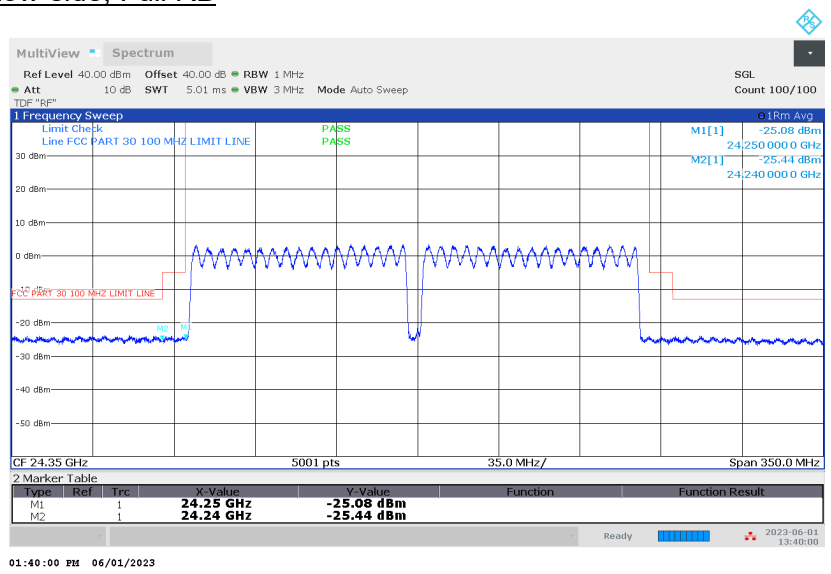

UL VERIFICATION SERVICES INC
47173 BENICIA STREET, FREMONT, CA 94538, USA TEL: (510) 319-4000 FAX: (510) 661-0888
This report shall not be reproduced except in full, without the written approval of UL Verification Services Inc.

ANT M2, 100 MHz, SISO-DUAL, 2CC, QPSK

High-side, Single RB

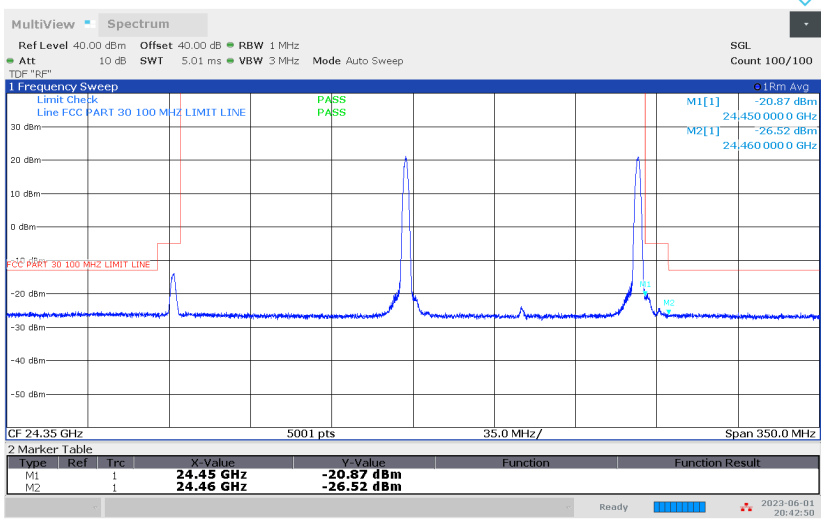

High-side, Full RB

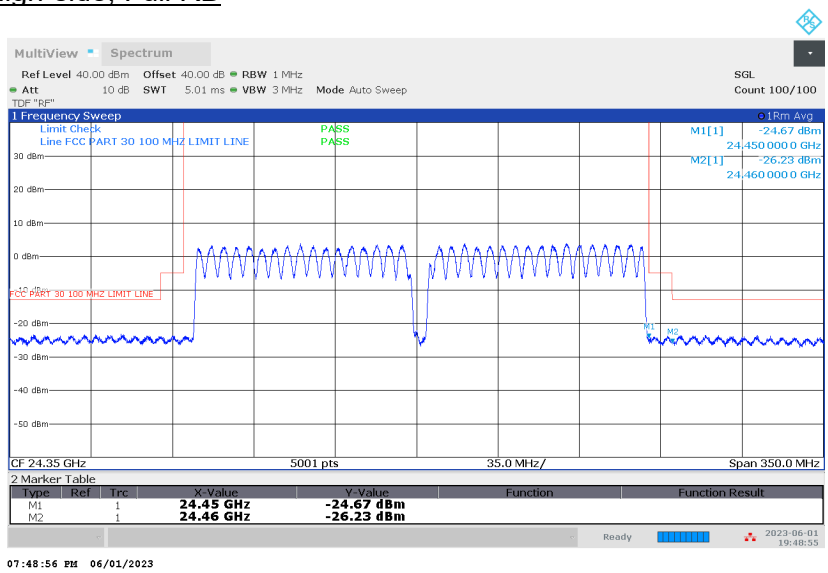

UL VERIFICATION SERVICES INC
47173 BENICIA STREET, FREMONT, CA 94538, USA TEL: (510) 319-4000 FAX: (510) 661-0888
This report shall not be reproduced except in full, without the written approval of UL Verification Services Inc.

ANT M1, M2 & M3, 100 MHz, SISO-DUAL, 2CC, QPSK

Antenna	BW	Channel	RB	Freq.	Avg EIRP	Avg TRP Limit	Margin
	(MHz)		(Size Offset)	(GHz)	(dBm)	(dBm)	(dB)
M1	100	L	1/0	24.25	-24.61	-5	-19.61
				24.24	-25.59	-13	-12.59
M2				24.25	-20.83	-5	-15.83
				24.24	-26.54	-13	-13.54
M3				24.25	-22.15	-5	-17.15
				24.24	-27.02	-13	-14.02
M1	100	L	64/0	24.25	-25.34	-5	-20.34
				24.24	-25.67	-13	-12.67
M2				24.25	-25.08	-5	-20.08
				24.24	-25.44	-13	-12.44
M3				24.25	-24.15	-5	-19.15
				24.24	-24.53	-13	-11.53
M1	100	H	1/65	24.45	-23.73	-5	-18.73
				24.46	-26.72	-13	-13.72
M2				24.45	-20.87	-5	-15.87
				24.46	-26.52	-13	-13.52
M3				24.45	-21.68	-5	-16.68
				24.46	-26.07	-13	-13.07
M1	100	H	64/2	24.45	-25.35	-5	-20.35
				24.46	-25.90	-13	-12.90
M2				24.45	-24.67	-5	-19.67
				24.46	-26.23	-13	-13.23
M3				24.45	-22.74	-5	-17.74
				24.46	-24.81	-13	-11.81

UL VERIFICATION SERVICES INC
47173 BENICIA STREET, FREMONT, CA 94538, USA TEL: (510) 319-4000 FAX: (510) 661-0888
This report shall not be reproduced except in full, without the written approval of UL Verification Services Inc.

8.3.3. BAND EDGE n258 SB1 SISO-DUAL 3CC

ANT M2, 50 MHz, SISO-DUAL, 3CC, QPSK

Low-side, Single RB

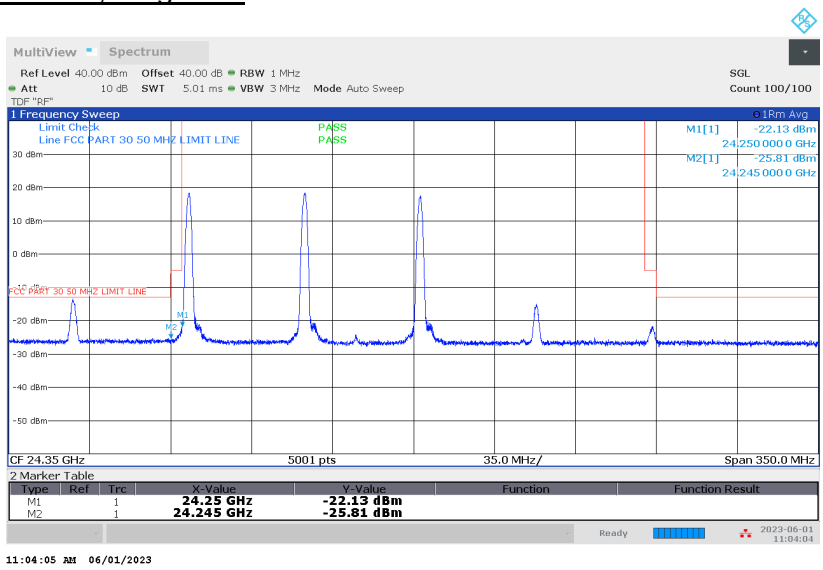

Low-side, Full RB

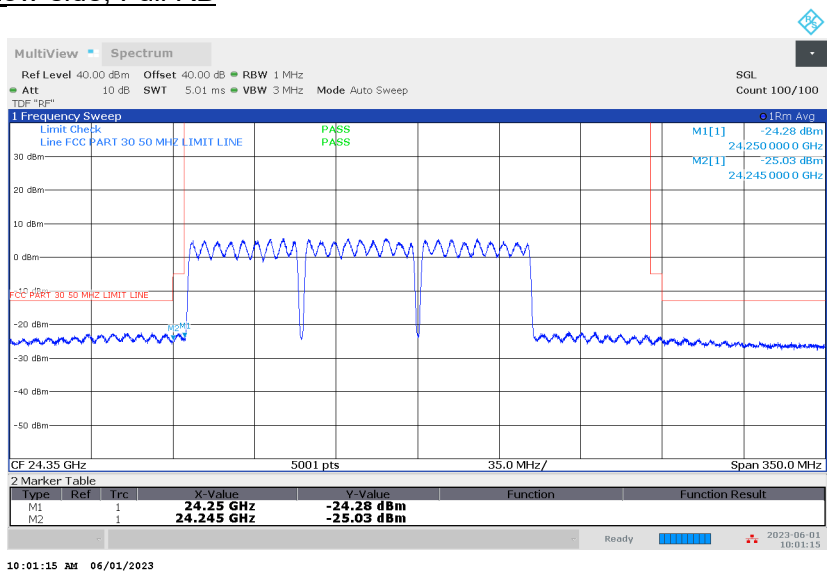

UL VERIFICATION SERVICES INC
47173 BENICIA STREET, FREMONT, CA 94538, USA TEL: (510) 319-4000 FAX: (510) 661-0888
This report shall not be reproduced except in full, without the written approval of UL Verification Services Inc.

ANT M2, 50 MHz, SISO-DUAL, 3CC, QPSK

High-side, Single RB

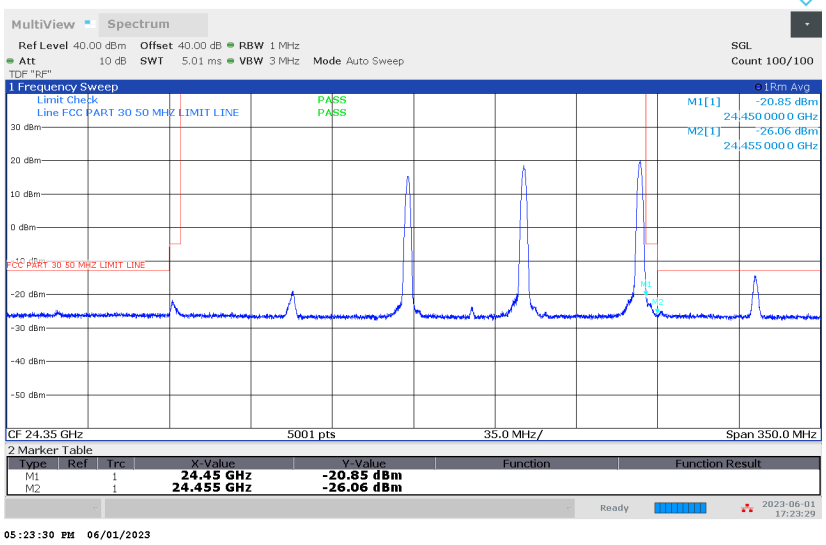

High-side, Full RB

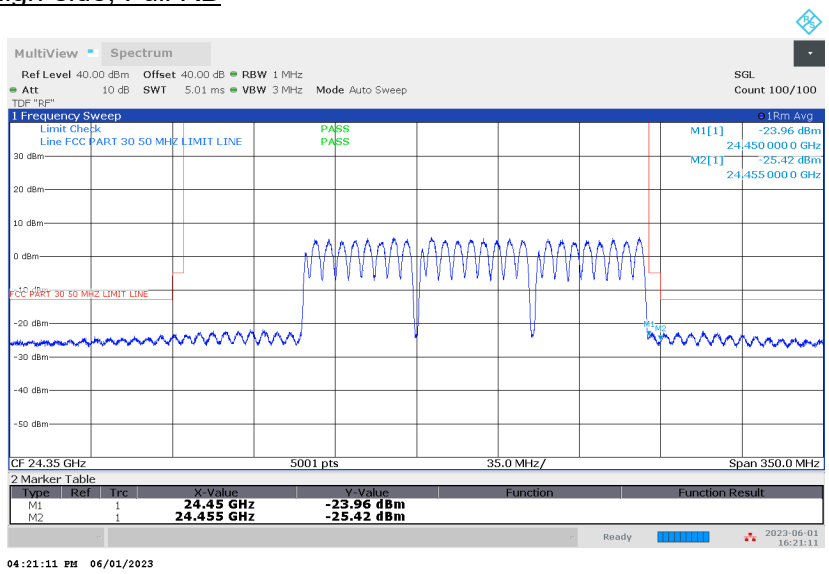

UL VERIFICATION SERVICES INC
47173 BENICIA STREET, FREMONT, CA 94538, USA TEL: (510) 319-4000 FAX: (510) 661-0888
This report shall not be reproduced except in full, without the written approval of UL Verification Services Inc.

ANT M1, M2 & M3, 50 MHz, SISO-DUAL, 3CC, QPSK

Antenna	BW	Channel	RB	Freq.	Avg EIRP	Avg TRP Limit	Margin
	(MHz)		(Size Offset)	(GHz)	(dBm)	(dBm)	(dB)
M1	50	L	1/0	24.25	-23.27	-5	-18.27
				24.245	-26.12	-13	-13.12
M2				24.25	-22.13	-5	-17.13
				24.245	-25.81	-13	-12.81
M3				24.25	-20.34	-5	-15.34
				24.245	-26.36	-13	-13.36
M1	50	L	32/0	24.25	-25.01	-5	-20.01
				24.245	-25.40	-13	-12.40
M2				24.25	-24.28	-5	-19.28
				24.245	-25.03	-13	-12.03
M3				24.25	-20.20	-5	-15.20
				24.245	-20.66	-13	-7.66
M1	50	H	1/31	24.45	-24.52	-5	-19.52
				24.455	-26.80	-13	-13.80
M2				24.45	-20.85	-5	-15.85
				24.455	-26.06	-13	-13.06
M3				24.45	-22.06	-5	-17.06
				24.455	-25.79	-13	-12.79
M1	50	H	32/0	24.45	-25.03	-5	-20.03
				24.455	-26.33	-13	-13.33
M2				24.45	-23.96	-5	-18.96
				24.455	-25.42	-13	-12.42
M3				24.45	-22.89	-5	-17.89
				24.455	-23.43	-13	-10.43

ANT M2 & M3, 50 MHz, SISO-DUAL, 3CC, Pi/2 BPSK

Antenna	BW	Channel	RB	Freq.	Avg EIRP	Avg TRP Limit	Margin
	(MHz)		(Size Offset)	(GHz)	(dBm)	(dBm)	(dB)
M2	50	L	1/0	24.25	-23.79	-5	-18.79
				24.245	-26.72	-13	-13.72
M3				24.25	-21.43	-5	-16.43
				24.245	-25.78	-13	-12.78
M2	50	H	1/31	24.45	-23.24	-5	-18.24
				24.455	-26.25	-13	-13.25
M3				24.45	-20.72	-5	-15.72
				24.455	-26.42	-13	-13.42

UL VERIFICATION SERVICES INC
47173 BENICIA STREET, FREMONT, CA 94538, USA TEL: (510) 319-4000 FAX: (510) 661-0888
This report shall not be reproduced except in full, without the written approval of UL Verification Services Inc.

ANT M2 & M3, 50 MHz, SISO-DUAL, 3CC, 16QAM

Antenna	BW	Channel	RB	Freq.	Avg EIRP	Avg TRP Limit	Margin
	(MHz)		(Size Offset)	(GHz)	(dBm)	(dBm)	(dB)
M2	50	L	1/0	24.25	-21.04	-5	-16.04
				24.245	-26.14	-13	-13.14
M3				24.25	-21.68	-5	-16.68
				24.245	-25.72	-13	-12.72
M2	50	H	1/31	24.45	-22.21	-5	-17.21
				24.455	-26.60	-13	-13.60
M3				24.45	-22.10	-5	-17.10
				24.455	-26.30	-13	-13.30

ANT M2 & M3, 50 MHz, SISO-DUAL, 3CC, 64QAM

Antenna	BW	Channel	RB	Freq.	Avg EIRP	Avg TRP Limit	Margin
	(MHz)		(Size Offset)	(GHz)	(dBm)	(dBm)	(dB)
M2	50	L	1/0	24.25	-22.77	-5	-17.77
				24.245	-26.56	-13	-13.56
M3				24.25	-23.38	-5	-18.38
				24.245	-25.63	-13	-12.63
M2	50	H	1/31	24.45	-22.25	-5	-17.25
				24.455	-26.89	-13	-13.89
M3				24.45	-21.96	-5	-16.96
				24.455	-25.82	-13	-12.82

UL VERIFICATION SERVICES INC
47173 BENICIA STREET, FREMONT, CA 94538, USA TEL: (510) 319-4000 FAX: (510) 661-0888
This report shall not be reproduced except in full, without the written approval of UL Verification Services Inc.

8.3.4. BAND EDGE n258 SB1 SISO-DUAL 4CC

ANT M2, 50 MHz, SISO-DUAL, 4CC, QPSK

Low-side, Single RB

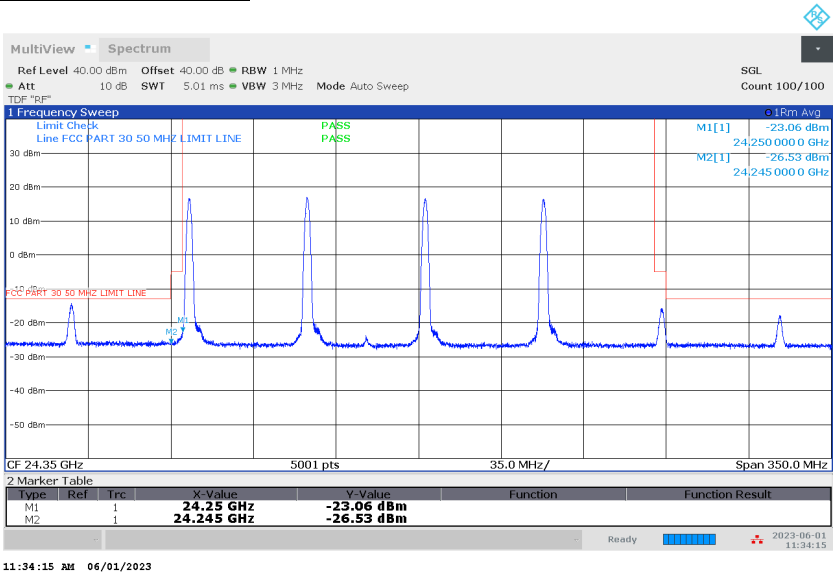

Low-side, Full RB

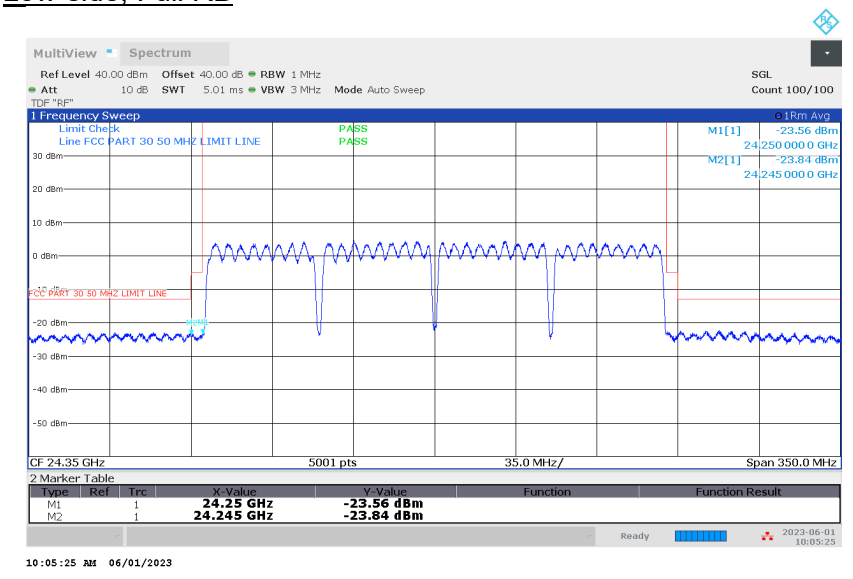

UL VERIFICATION SERVICES INC
47173 BENICIA STREET, FREMONT, CA 94538, USA TEL: (510) 319-4000 FAX: (510) 661-0888
This report shall not be reproduced except in full, without the written approval of UL Verification Services Inc.

ANT M2, 50 MHz, SISO-DUAL, 4CC, QPSK

High-side, Single RB

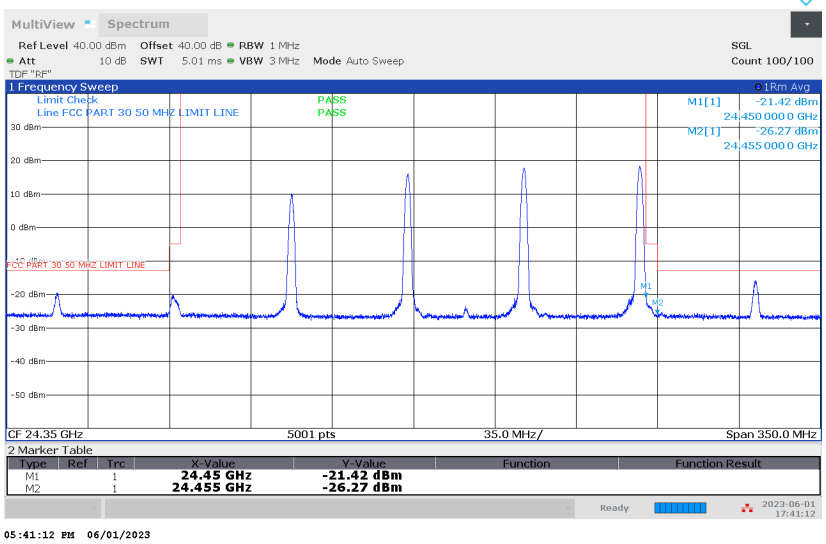

High-side, Full RB

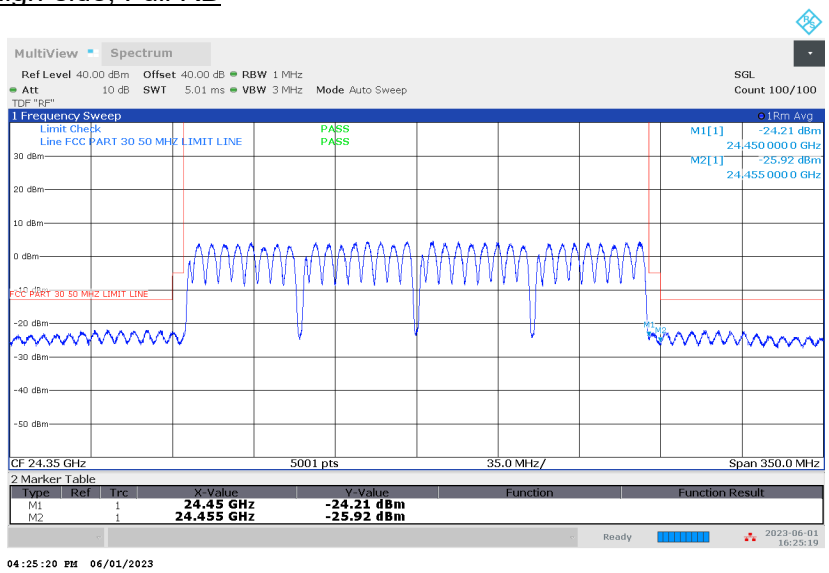

UL VERIFICATION SERVICES INC
47173 BENICIA STREET, FREMONT, CA 94538, USA TEL: (510) 319-4000 FAX: (510) 661-0888
This report shall not be reproduced except in full, without the written approval of UL Verification Services Inc.

ANT M1, M2 & M3, 50 MHz, SISO-DUAL, 4CC, QPSK

Antenna	BW	Channel	RB	Freq.	Avg EIRP	Avg TRP Limit	Margin
	(MHz)		(Size Offset)	(GHz)	(dBm)	(dBm)	(dB)
M1	50	L	1/0	24.25	-24.85	-5	-19.85
				24.245	-25.97	-13	-12.97
M2				24.25	-23.06	-5	-18.06
				24.245	-26.53	-13	-13.53
M3				24.25	-22.06	-5	-17.06
				24.245	-26.01	-13	-13.01
M1	50	L	32/0	24.25	-25.34	-5	-20.34
				24.245	-24.82	-13	-11.82
M2				24.25	-23.56	-5	-18.56
				24.245	-23.84	-13	-10.84
M3				24.25	-23.47	-5	-18.47
				24.245	-24.57	-13	-11.57
M1	50	H	1/31	24.45	-24.44	-5	-19.44
				24.455	-26.75	-13	-13.75
M2				24.45	-21.42	-5	-16.42
				24.455	-26.27	-13	-13.27
M3				24.45	-22.52	-5	-17.52
				24.455	-26.70	-13	-13.70
M1	50	H	32/0	24.45	-25.01	-5	-20.01
				24.455	-26.14	-13	-13.14
M2				24.45	-24.21	-5	-19.21
				24.455	-25.92	-13	-12.92
M3				24.45	-23.11	-5	-18.11
				24.455	-21.67	-13	-8.67

ANT M2 & M3, 50 MHz, SISO-DUAL, 4CC, Pi/2 BPSK

Antenna	BW	Channel	RB	Freq.	Avg EIRP	Avg TRP Limit	Margin
	(MHz)		(Size Offset)	(GHz)	(dBm)	(dBm)	(dB)
M2	50	L	1/0	24.25	-21.90	-5	-16.90
				24.245	-26.77	-13	-13.77
M3				24.25	-22.00	-5	-17.00
				24.245	-25.30	-13	-12.30
M2	50	H	1/31	24.45	-23.36	-5	-18.36
				24.455	-26.82	-13	-13.82
M3				24.45	-22.15	-5	-17.15
				24.455	-26.27	-13	-13.27

UL VERIFICATION SERVICES INC
47173 BENICIA STREET, FREMONT, CA 94538, USA TEL: (510) 319-4000 FAX: (510) 661-0888
This report shall not be reproduced except in full, without the written approval of UL Verification Services Inc.

ANT M2 & M3, 50 MHz, SISO-DUAL, 4CC, 16QAM

Antenna	BW	Channel	RB	Freq.	Avg EIRP	Avg TRP Limit	Margin
	(MHz)		(Size Offset)	(GHz)	(dBm)	(dBm)	(dB)
M2	50	L	1/0	24.25	-22.21	-5	-17.21
				24.245	-25.90	-13	-12.90
M3				24.25	-21.88	-5	-16.88
				24.245	-26.25	-13	-13.25
M2	50	H	1/31	24.45	-23.63	-5	-18.63
				24.455	-26.77	-13	-13.77
M3				24.45	-23.44	-5	-18.44
				24.455	-26.98	-13	-13.98

ANT M2 & M3, 50 MHz, SISO-DUAL, 4CC, 64QAM

Antenna	BW	Channel	RB	Freq.	Avg EIRP	Avg TRP Limit	Margin
	(MHz)		(Size Offset)	(GHz)	(dBm)	(dBm)	(dB)
M2	50	L	1/0	24.25	-24.28	-5	-19.28
				24.245	-26.31	-13	-13.31
M3				24.25	-22.30	-5	-17.30
				24.245	-26.07	-13	-13.07
M2	50	H	1/31	24.45	-22.66	-5	-17.66
				24.455	-26.24	-13	-13.24
M3				24.45	-23.36	-5	-18.36
				24.455	-26.85	-13	-13.85

UL VERIFICATION SERVICES INC
47173 BENICIA STREET, FREMONT, CA 94538, USA TEL: (510) 319-4000 FAX: (510) 661-0888
This report shall not be reproduced except in full, without the written approval of UL Verification Services Inc.

8.3.5. BAND EDGE n258 SB1 MIMO 1CC

ANT M2, 50 MHz, MIMO, 1CC, QPSK

Low-side, Single RB

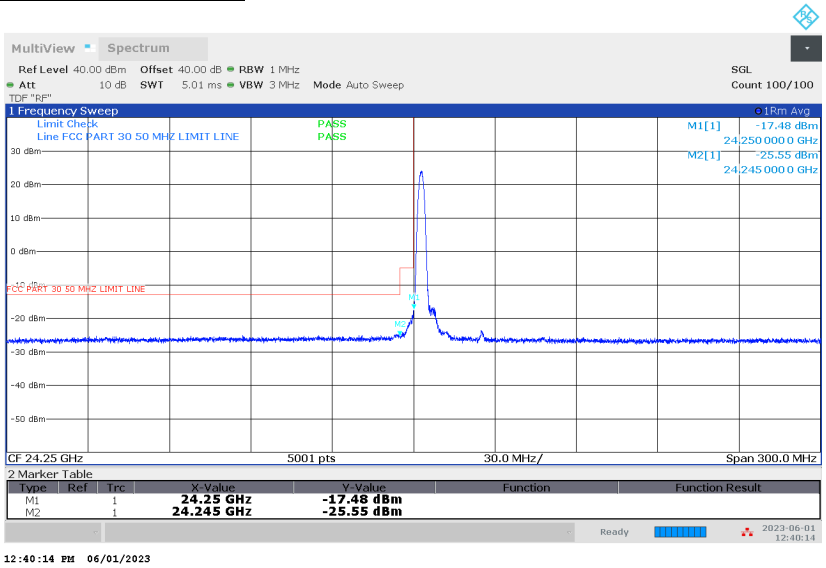

Low-side, Full RB

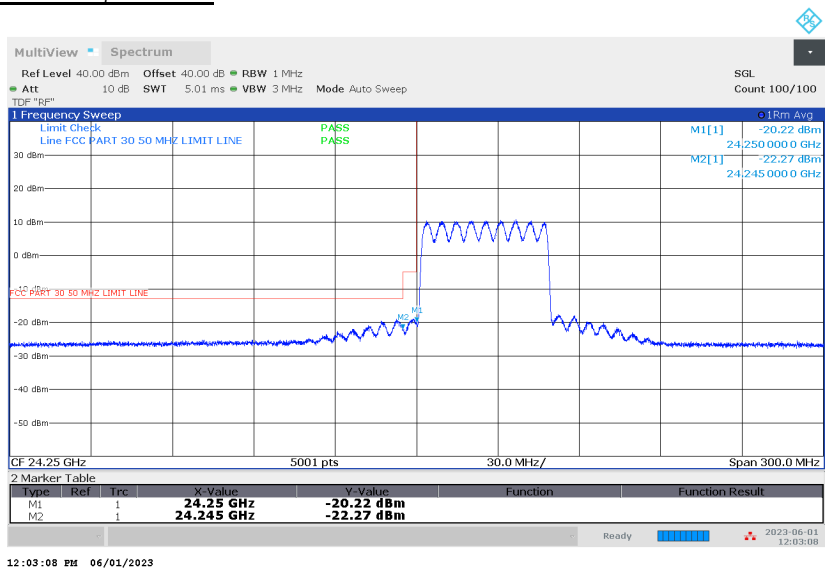

UL VERIFICATION SERVICES INC
47173 BENICIA STREET, FREMONT, CA 94538, USA TEL: (510) 319-4000 FAX: (510) 661-0888
This report shall not be reproduced except in full, without the written approval of UL Verification Services Inc.

ANT M2, 50 MHz, MIMO, 1CC, QPSK

High-side, Single RB

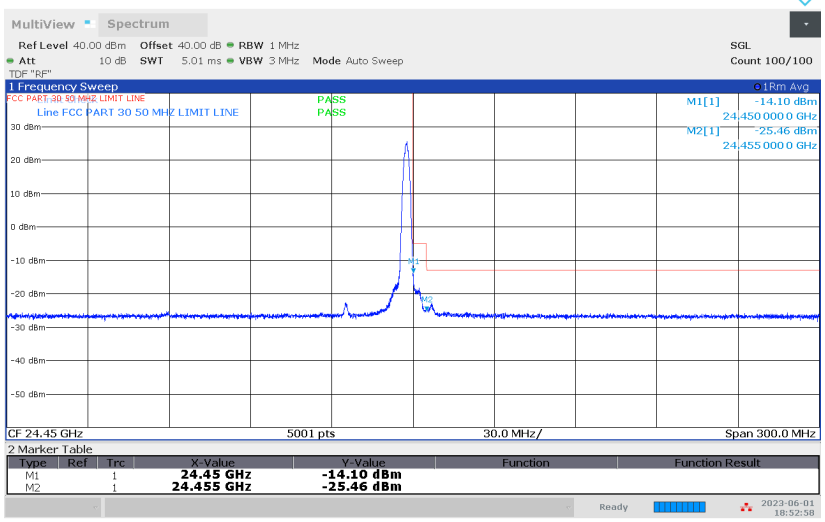

06:52:59 PM 06/01/2023

High-side, Full RB

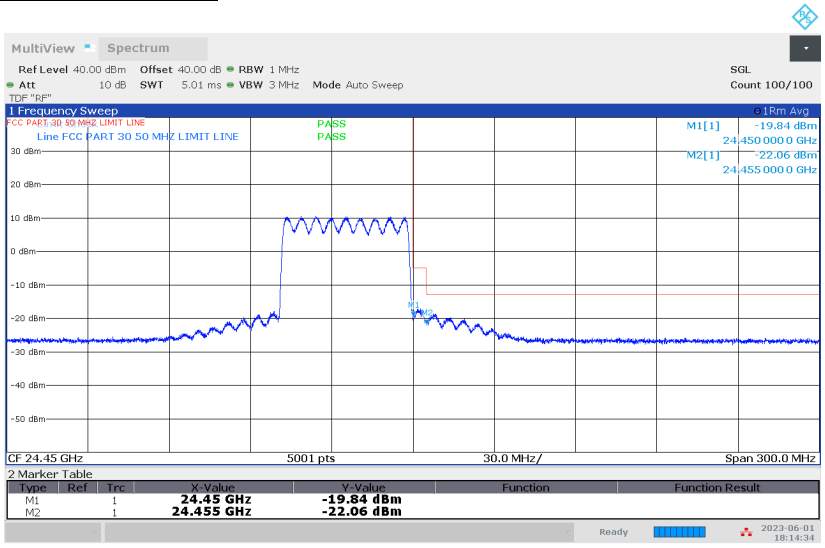

06:14:35 PM 06/01/2023

UL VERIFICATION SERVICES INC
47173 BENICIA STREET, FREMONT, CA 94538, USA TEL: (510) 319-4000 FAX: (510) 661-0888
This report shall not be reproduced except in full, without the written approval of UL Verification Services Inc.

ANT M1, M2 & M3, 50 MHz, MIMO, 1CC, QPSK

Antenna	BW	Channel	RB	Freq.	Avg EIRP	Avg TRP Limit	Margin
	(MHz)		(Size Offset)	(GHz)	(dBm)	(dBm)	(dB)
M1	50	L	1/0	24.25	-20.51	-5	-15.51
				24.245	-25.76	-13	-12.76
M2				24.25	-17.48	-5	-12.48
				24.245	-25.55	-13	-12.55
M3				24.25	-16.81	-5	-11.81
				24.245	-25.11	-13	-12.11
M1	50	L	32/0	24.25	-23.86	-5	-18.86
				24.245	-24.59	-13	-11.59
M2				24.25	-20.22	-5	-15.22
				24.245	-22.27	-13	-9.27
M3				24.25	-21.12	-5	-16.12
				24.245	-20.92	-13	-7.92
M1	50	H	1/31	24.45	-20.64	-5	-15.64
				24.455	-25.56	-13	-12.56
M2				24.45	-14.10	-5	-9.10
				24.455	-25.46	-13	-12.46
M3				24.45	-16.62	-5	-11.62
				24.455	-24.81	-13	-11.81
M1	50	H	32/0	24.45	-24.12	-5	-19.12
				24.455	-24.92	-13	-11.92
M2				24.45	-19.84	-5	-14.84
				24.455	-22.06	-13	-9.06
M3				24.45	-19.17	-5	-14.17
				24.455	-21.83	-13	-8.83

UL VERIFICATION SERVICES INC
47173 BENICIA STREET, FREMONT, CA 94538, USA TEL: (510) 319-4000 FAX: (510) 661-0888
This report shall not be reproduced except in full, without the written approval of UL Verification Services Inc.

ANT M2, 100 MHz, MIMO, 1CC, QPSK

Low-side, Single RB

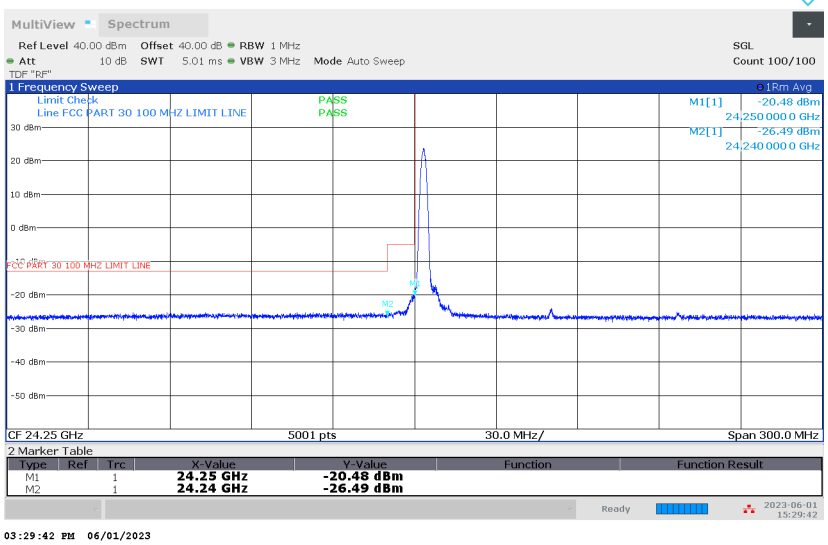

Low-side, Full RB

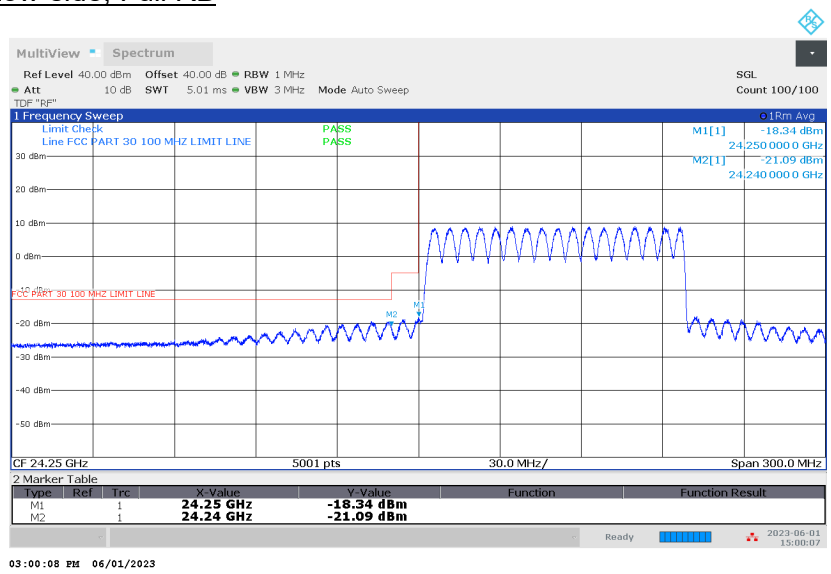

UL VERIFICATION SERVICES INC
47173 BENICIA STREET, FREMONT, CA 94538, USA TEL: (510) 319-4000 FAX: (510) 661-0888
This report shall not be reproduced except in full, without the written approval of UL Verification Services Inc.

ANT M2, 100 MHz, MIMO, 1CC, QPSK

High-side, Single RB

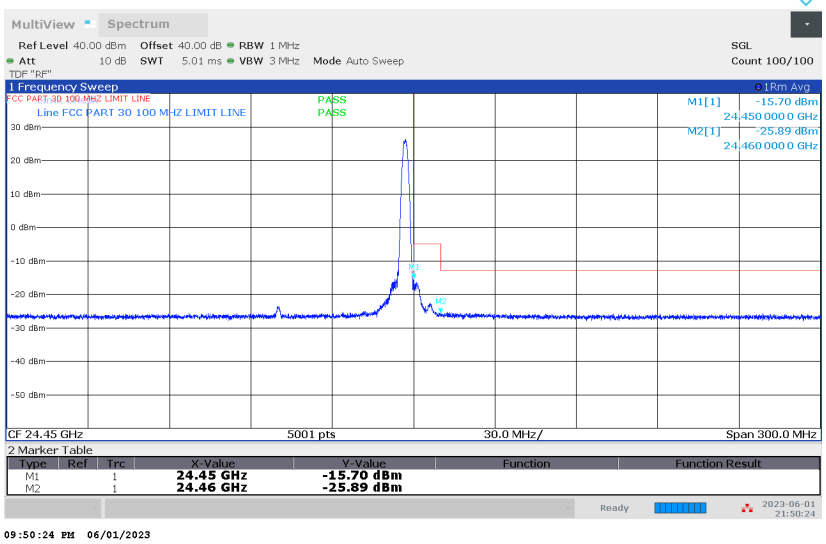

High-side, Full RB

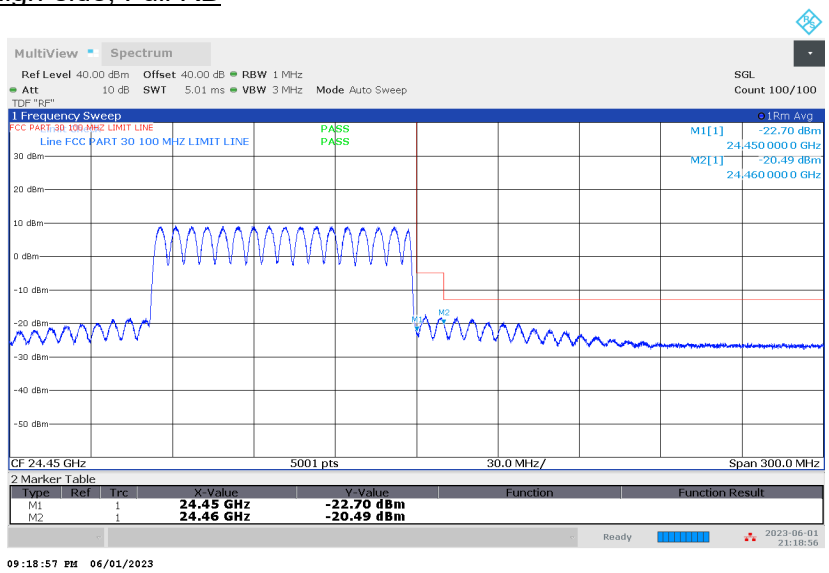

UL VERIFICATION SERVICES INC
47173 BENICIA STREET, FREMONT, CA 94538, USA TEL: (510) 319-4000 FAX: (510) 661-0888
This report shall not be reproduced except in full, without the written approval of UL Verification Services Inc.

ANT M1, M2 & M3, 100 MHz, MIMO, 1CC, QPSK

Antenna	BW	Channel	RB	Freq.	Avg EIRP	Avg TRP Limit	Margin
	(MHz)		(Size Offset)	(GHz)	(dBm)	(dBm)	(dB)
M1	100	L	1/0	24.25	-22.68	-5	-17.68
				24.24	-25.58	-13	-12.58
M2				24.25	-20.48	-5	-15.48
				24.24	-26.49	-13	-13.49
M3				24.25	-20.02	-5	-15.02
				24.24	-26.30	-13	-13.30
M1	100	L	66/0	24.25	-22.89	-5	-17.89
				24.24	-24.09	-13	-11.09
M2				24.25	-18.34	-5	-13.34
				24.24	-21.09	-13	-8.09
M3				24.25	-19.46	-5	-14.46
				24.24	-18.00	-13	-5.00
M1	100	H	1/65	24.45	-19.85	-5	-14.85
				24.46	-26.05	-13	-13.05
M2				24.45	-15.70	-5	-10.70
				24.46	-25.89	-13	-12.89
M3				24.45	-17.32	-5	-12.32
				24.46	-26.17	-13	-13.17
M1	100	H	66/0	24.45	-23.56	-5	-18.56
				24.46	-25.42	-13	-12.42
M2				24.45	-22.70	-5	-17.70
				24.46	-20.49	-13	-7.49
M3				24.45	-15.77	-5	-10.77
				24.46	-17.56	-13	-4.56

UL VERIFICATION SERVICES INC
47173 BENICIA STREET, FREMONT, CA 94538, USA TEL: (510) 319-4000 FAX: (510) 661-0888
This report shall not be reproduced except in full, without the written approval of UL Verification Services Inc.

8.3.6. BAND EDGE n258 SB1 MIMO 2CC

ANT M2, 50 MHz, MIMO, 2CC, QPSK

Low-side, Single RB

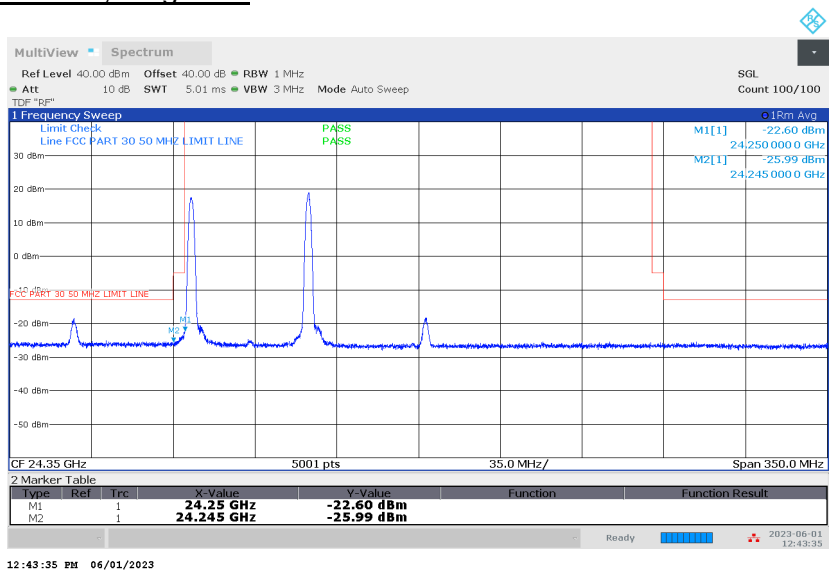

Low-side, Full RB

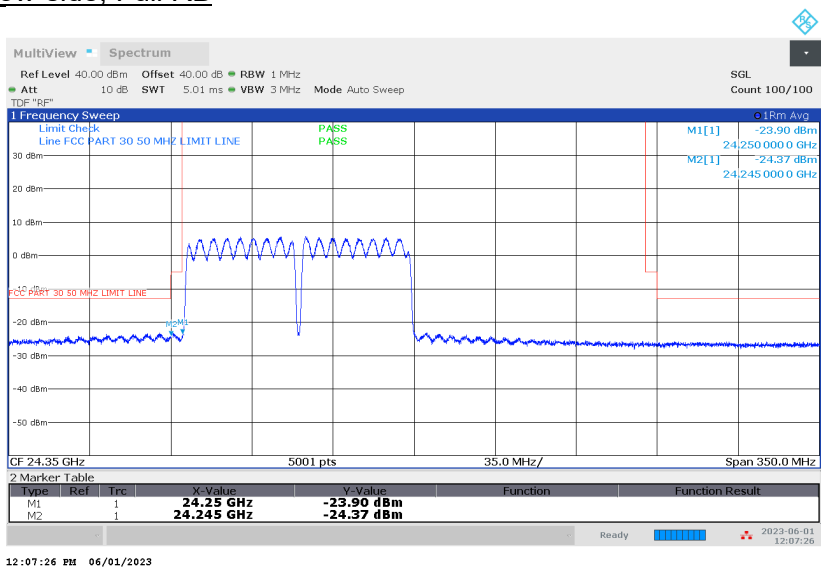

UL VERIFICATION SERVICES INC
47173 BENICIA STREET, FREMONT, CA 94538, USA TEL: (510) 319-4000 FAX: (510) 661-0888
This report shall not be reproduced except in full, without the written approval of UL Verification Services Inc.

ANT M2, 50 MHz, MIMO, 2CC, QPSK

High-side, Single RB

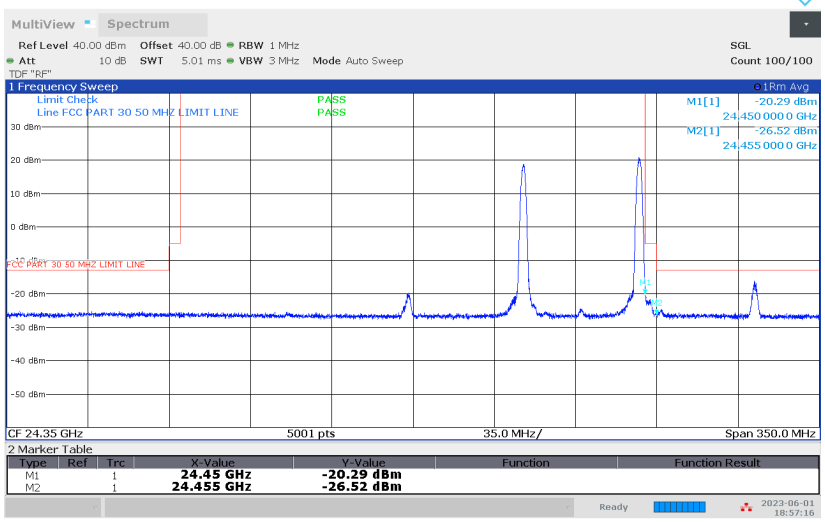

High-side, Full RB

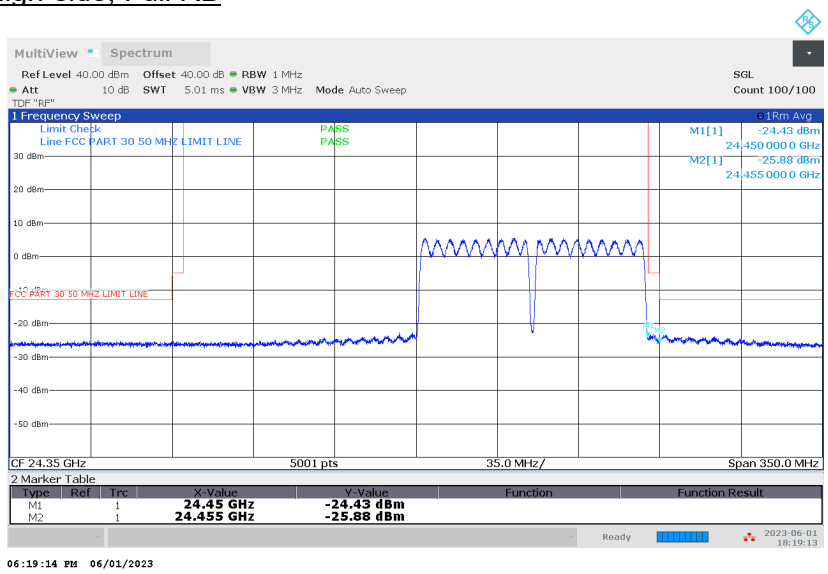

UL VERIFICATION SERVICES INC
47173 BENICIA STREET, FREMONT, CA 94538, USA TEL: (510) 319-4000 FAX: (510) 661-0888
This report shall not be reproduced except in full, without the written approval of UL Verification Services Inc.

ANT M1, M2 & M3, 50 MHz, MIMO, 2CC, QPSK

Antenna	BW	Channel	RB	Freq.	Avg EIRP	Avg TRP Limit	Margin
	(MHz)		(Size Offset)	(GHz)	(dBm)	(dBm)	(dB)
M1	50	L	1/0	24.25	-23.57	-5	-18.57
				24.245	-26.32	-13	-13.32
M2				24.25	-22.60	-5	-17.60
				24.245	-25.99	-13	-12.99
M3				24.25	-19.58	-5	-14.58
				24.245	-25.62	-13	-12.62
M1	50	L	32/0	24.25	-25.20	-5	-20.20
				24.245	-25.22	-13	-12.22
M2				24.25	-23.90	-5	-18.90
				24.245	-24.37	-13	-11.37
M3				24.25	-23.84	-5	-18.84
				24.245	-24.43	-13	-11.43
M1	50	H	1/31	24.45	-24.07	-5	-19.07
				24.455	-25.75	-13	-12.75
M2				24.45	-20.29	-5	-15.29
				24.455	-26.52	-13	-13.52
M3				24.45	-21.39	-5	-16.39
				24.455	-26.02	-13	-13.02
M1	50	H	32/0	24.45	-25.76	-5	-20.76
				24.455	-26.02	-13	-13.02
M2				24.45	-24.43	-5	-19.43
				24.455	-25.88	-13	-12.88
M3				24.45	-21.74	-5	-16.74
				24.455	-21.29	-13	-8.29

UL VERIFICATION SERVICES INC
47173 BENICIA STREET, FREMONT, CA 94538, USA TEL: (510) 319-4000 FAX: (510) 661-0888
This report shall not be reproduced except in full, without the written approval of UL Verification Services Inc.

ANT M2, 100 MHz, MIMO, 2CC, QPSK

Low-side, Single RB

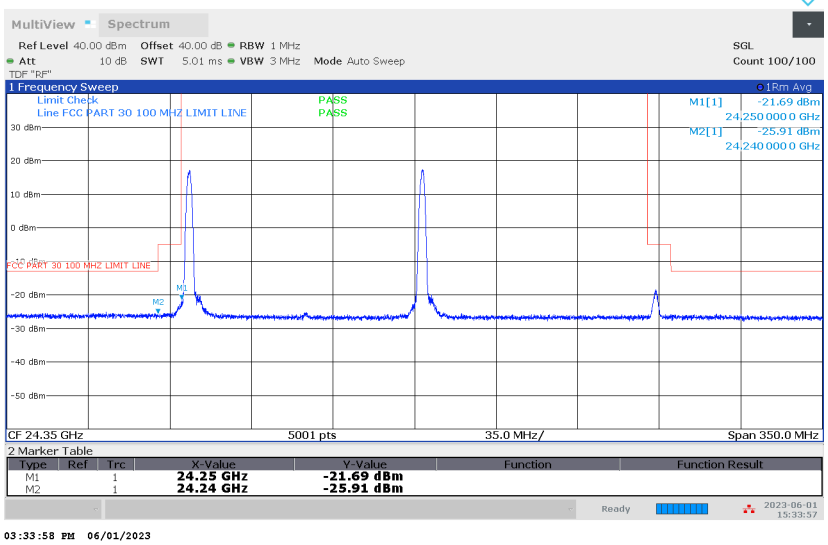

Low-side, Full RB

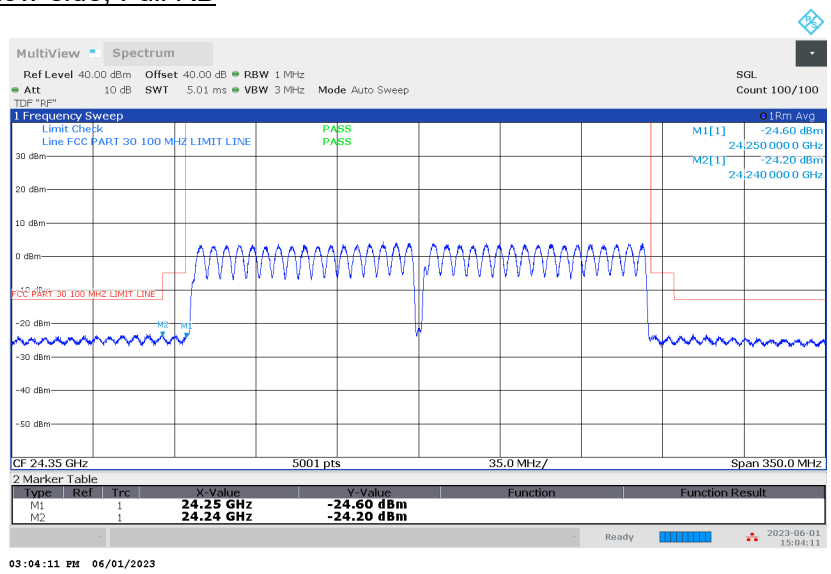

UL VERIFICATION SERVICES INC
47173 BENICIA STREET, FREMONT, CA 94538, USA TEL: (510) 319-4000 FAX: (510) 661-0888
This report shall not be reproduced except in full, without the written approval of UL Verification Services Inc.

ANT M2, 100 MHz, MIMO, 2CC, QPSK

High-side, Single RB

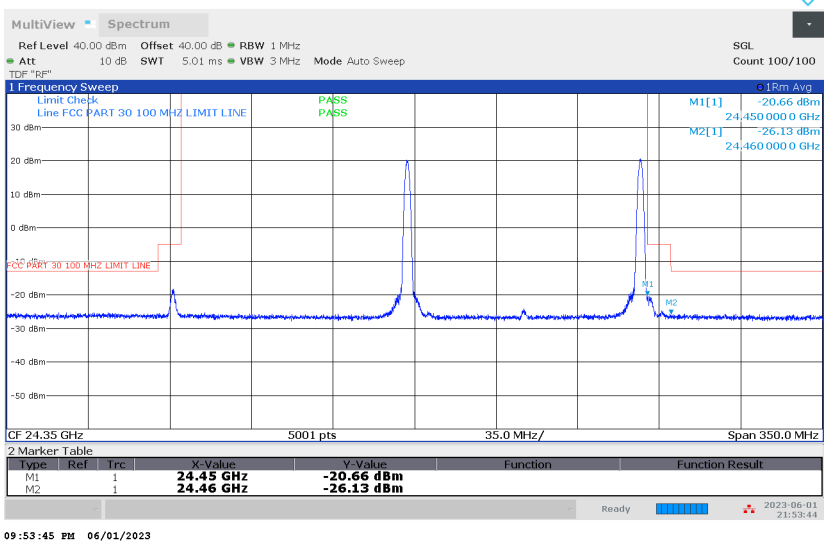

High-side, Full RB

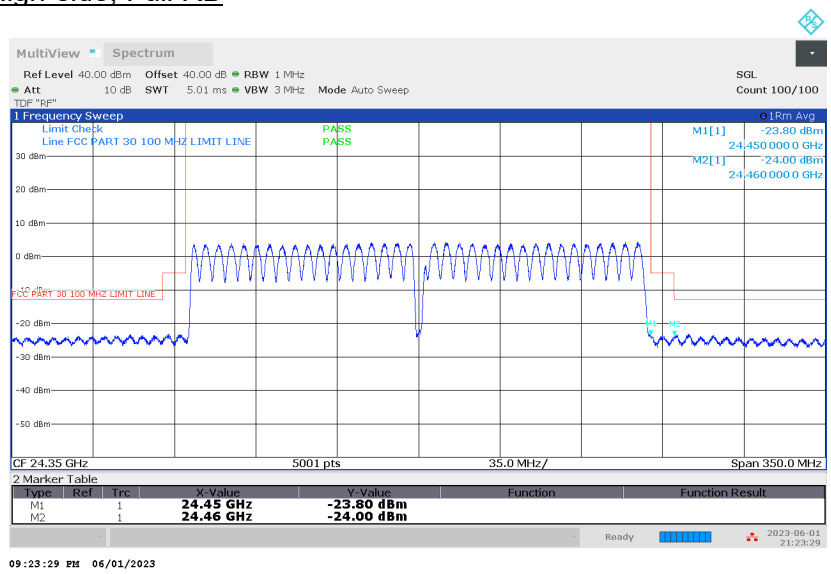

UL VERIFICATION SERVICES INC
47173 BENICIA STREET, FREMONT, CA 94538, USA TEL: (510) 319-4000 FAX: (510) 661-0888
This report shall not be reproduced except in full, without the written approval of UL Verification Services Inc.

ANT M1, M2 & M3, 100 MHz, MIMO, 2CC, QPSK

Antenna	BW	Channel	RB	Freq.	Avg EIRP	Avg TRP Limit	Margin
	(MHz)		(Size Offset)	(GHz)	(dBm)	(dBm)	(dB)
M1	100	L	1/0	24.25	-24.25	-5	-19.25
				24.24	-25.49	-13	-12.49
M2				24.25	-21.69	-5	-16.69
				24.24	-25.91	-13	-12.91
M3				24.25	-24.19	-5	-19.19
				24.24	-27.12	-13	-14.12
M1	100	L	66/0	24.25	-25.54	-5	-20.54
				24.24	-25.24	-13	-12.24
M2				24.25	-24.60	-5	-19.60
				24.24	-24.20	-13	-11.20
M3				24.25	-23.30	-5	-18.30
				24.24	-23.02	-13	-10.02
M1	100	H	1/65	24.45	-25.12	-5	-20.12
				24.46	-26.30	-13	-13.30
M2				24.45	-20.66	-5	-15.66
				24.46	-26.13	-13	-13.13
M3				24.45	-22.91	-5	-17.91
				24.46	-26.59	-13	-13.59
M1	100	H	66/0	24.45	-25.75	-5	-20.75
				24.46	-26.23	-13	-13.23
M2				24.45	-23.80	-5	-18.80
				24.46	-24.00	-13	-11.00
M3				24.45	-24.51	-5	-19.51
				24.46	-25.39	-13	-12.39

UL VERIFICATION SERVICES INC
47173 BENICIA STREET, FREMONT, CA 94538, USA TEL: (510) 319-4000 FAX: (510) 661-0888
This report shall not be reproduced except in full, without the written approval of UL Verification Services Inc.

8.3.7. BAND EDGE n258 SB1 MIMO 3CC

ANT M2, 50 MHz, MIMO, 3CC, QPSK

Low-side, Single RB

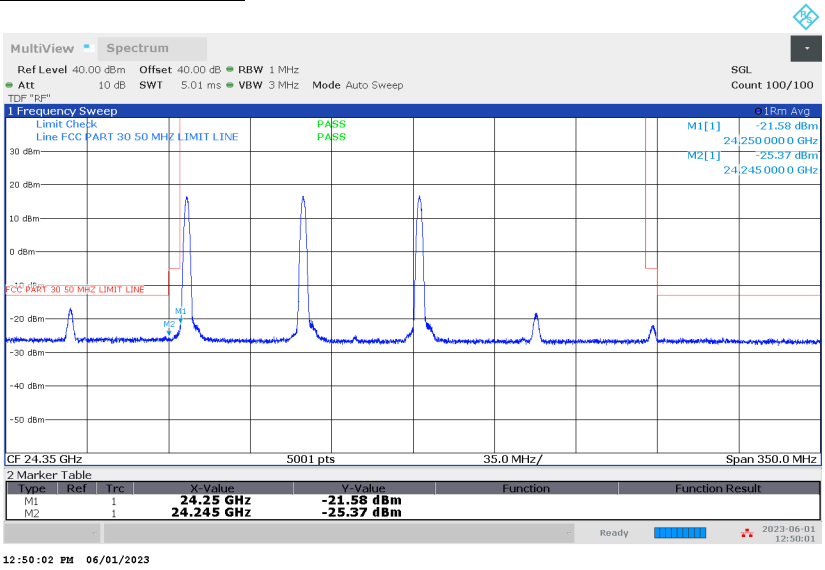

Low-side, Full RB

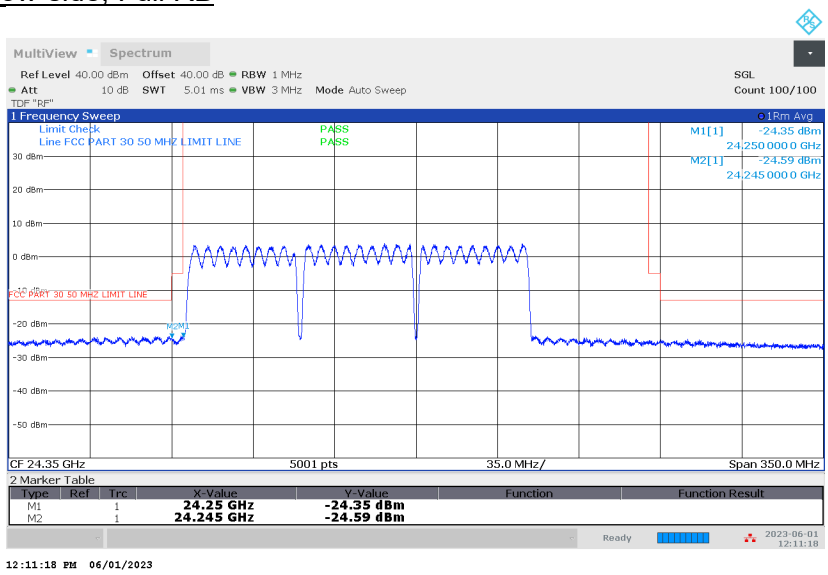

UL VERIFICATION SERVICES INC
47173 BENICIA STREET, FREMONT, CA 94538, USA TEL: (510) 319-4000 FAX: (510) 661-0888
This report shall not be reproduced except in full, without the written approval of UL Verification Services Inc.

ANT M2, 50 MHz, MIMO, 3CC, QPSK

High-side, Single RB

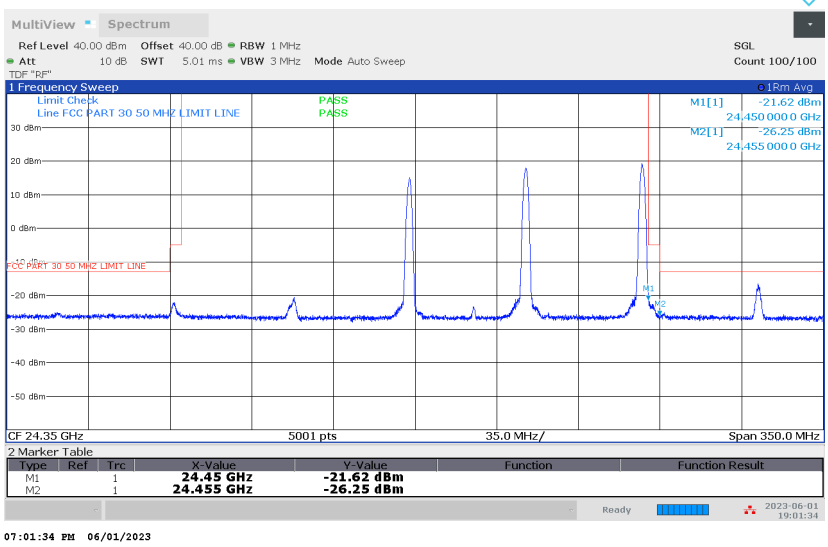

High-side, Full RB

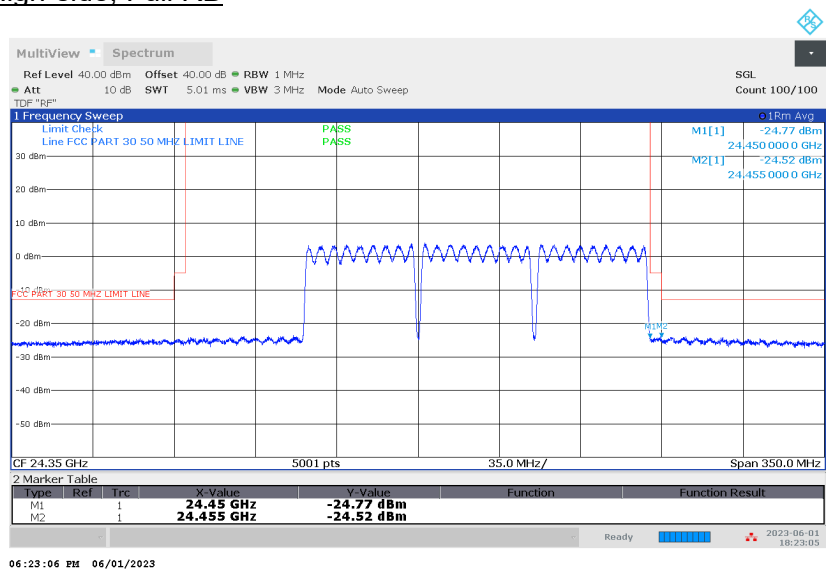

UL VERIFICATION SERVICES INC
47173 BENICIA STREET, FREMONT, CA 94538, USA TEL: (510) 319-4000 FAX: (510) 661-0888
This report shall not be reproduced except in full, without the written approval of UL Verification Services Inc.

ANT M1, M2 & M3, 50 MHz, MIMO, 3CC, QPSK

Antenna	BW	Channel	RB	Freq.	Avg EIRP	Avg TRP Limit	Margin
	(MHz)		(Size Offset)	(GHz)	(dBm)	(dBm)	(dB)
M1	50	L	1/0	24.25	-24.39	-5	-19.39
				24.245	-26.47	-13	-13.47
M2				24.25	-21.58	-5	-16.58
				24.245	-25.37	-13	-12.37
M3				24.25	-21.72	-5	-16.72
				24.245	-25.72	-13	-12.72
M1	50	L	32/0	24.25	-24.91	-5	-19.91
				24.245	-25.04	-13	-12.04
M2				24.25	-24.35	-5	-19.35
				24.245	-24.59	-13	-11.59
M3				24.25	-24.75	-5	-19.75
				24.245	-25.60	-13	-12.60
M1	50	H	1/31	24.45	-24.00	-5	-19.00
				24.455	-26.00	-13	-13.00
M2				24.45	-21.62	-5	-16.62
				24.455	-26.25	-13	-13.25
M3				24.45	-21.83	-5	-16.83
				24.455	-26.50	-13	-13.50
M1	50	H	32/0	24.45	-26.08	-5	-21.08
				24.455	-26.50	-13	-13.50
M2				24.45	-24.77	-5	-19.77
				24.455	-24.52	-13	-11.52
M3				24.45	-24.01	-5	-19.01
				24.455	-25.72	-13	-12.72

UL VERIFICATION SERVICES INC
47173 BENICIA STREET, FREMONT, CA 94538, USA TEL: (510) 319-4000 FAX: (510) 661-0888
This report shall not be reproduced except in full, without the written approval of UL Verification Services Inc.

8.3.8. BAND EDGE n258 SB1 MIMO 4CC

ANT M2, 50 MHz, MIMO, 4CC, QPSK

Low-side, Single RB

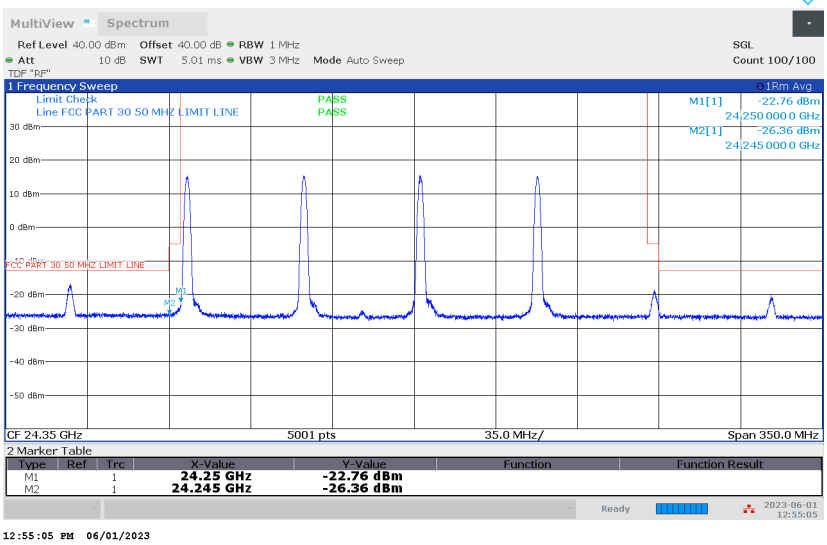

Low-side, Full RB

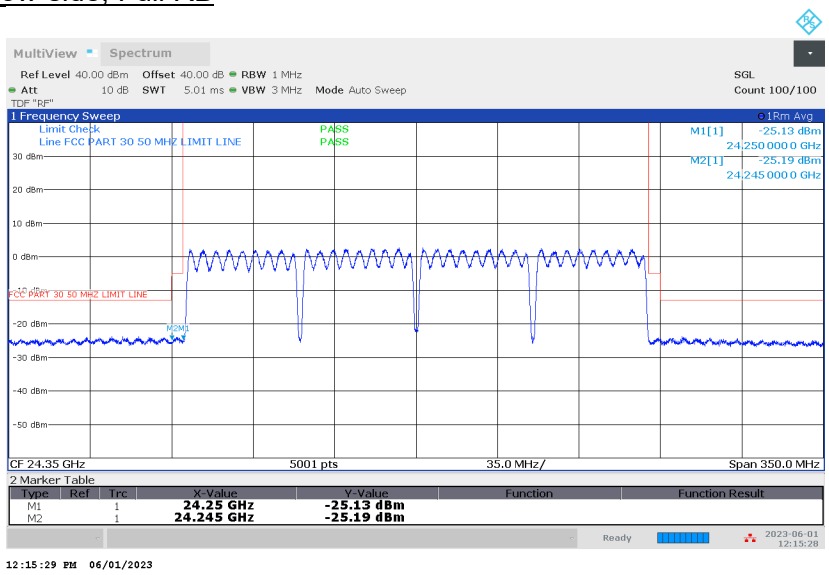

UL VERIFICATION SERVICES INC
47173 BENICIA STREET, FREMONT, CA 94538, USA TEL: (510) 319-4000 FAX: (510) 661-0888
This report shall not be reproduced except in full, without the written approval of UL Verification Services Inc.

ANT M2, 50 MHz, MIMO, 4CC, QPSK

High-side, Single RB

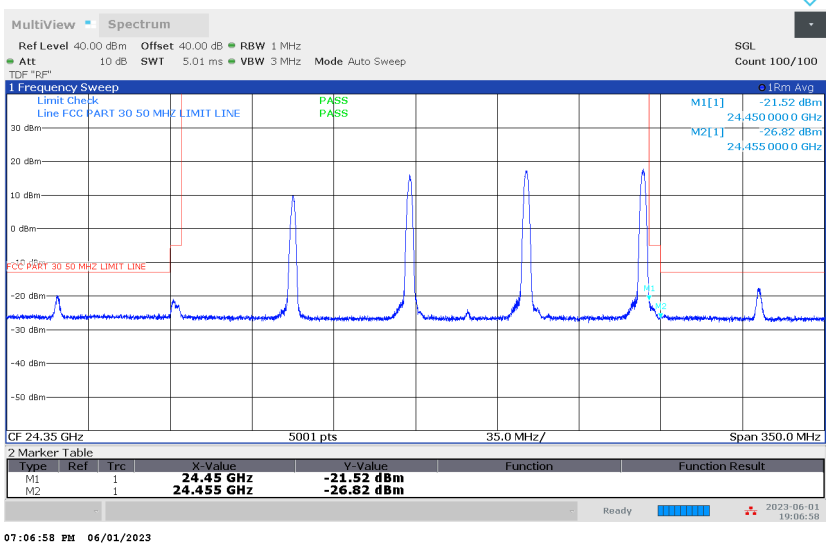

High-side, Full RB

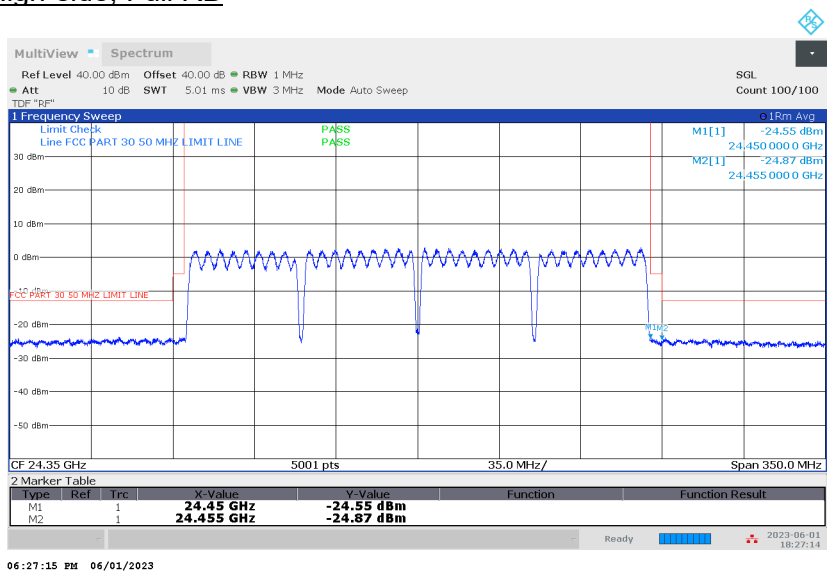

UL VERIFICATION SERVICES INC
47173 BENICIA STREET, FREMONT, CA 94538, USA TEL: (510) 319-4000 FAX: (510) 661-0888
This report shall not be reproduced except in full, without the written approval of UL Verification Services Inc.

ANT M1, M2 & M3, 50 MHz, MIMO, 4CC, QPSK

Antenna	BW	Channel	RB	Freq.	Avg EIRP	Avg TRP Limit	Margin
	(MHz)		(Size Offset)	(GHz)	(dBm)	(dBm)	(dB)
M1	50	L	1/0	24.25	-24.59	-5	-19.59
				24.245	-25.98	-13	-12.98
M2				24.25	-22.76	-5	-17.76
				24.245	-26.36	-13	-13.36
M3				24.25	-22.50	-5	-17.50
				24.245	-26.18	-13	-13.18
M1	50	L	32/0	24.25	-26.02	-5	-21.02
				24.245	-24.68	-13	-11.68
M2				24.25	-25.13	-5	-20.13
				24.245	-25.19	-13	-12.19
M3				24.25	-24.80	-5	-19.80
				24.245	-25.06	-13	-12.06
M1	50	H	1/31	24.45	-25.63	-5	-20.63
				24.455	-26.39	-13	-13.39
M2				24.45	-21.52	-5	-16.52
				24.455	-26.82	-13	-13.82
M3				24.45	-21.75	-5	-16.75
				24.455	-26.67	-13	-13.67
M1	50	H	32/0	24.45	-25.99	-5	-20.99
				24.455	-26.73	-13	-13.73
M2				24.45	-24.55	-5	-19.55
				24.455	-24.87	-13	-11.87
M3				24.45	-24.04	-5	-19.04
				24.455	-25.41	-13	-12.41

UL VERIFICATION SERVICES INC
47173 BENICIA STREET, FREMONT, CA 94538, USA TEL: (510) 319-4000 FAX: (510) 661-0888
This report shall not be reproduced except in full, without the written approval of UL Verification Services Inc.

8.3.9. BAND EDGE n258 SB2 SISO-DUAL 1CC

ANT M2, 50 MHz, SISO-DUAL, 1CC, QPSK

Low-side, Single RB

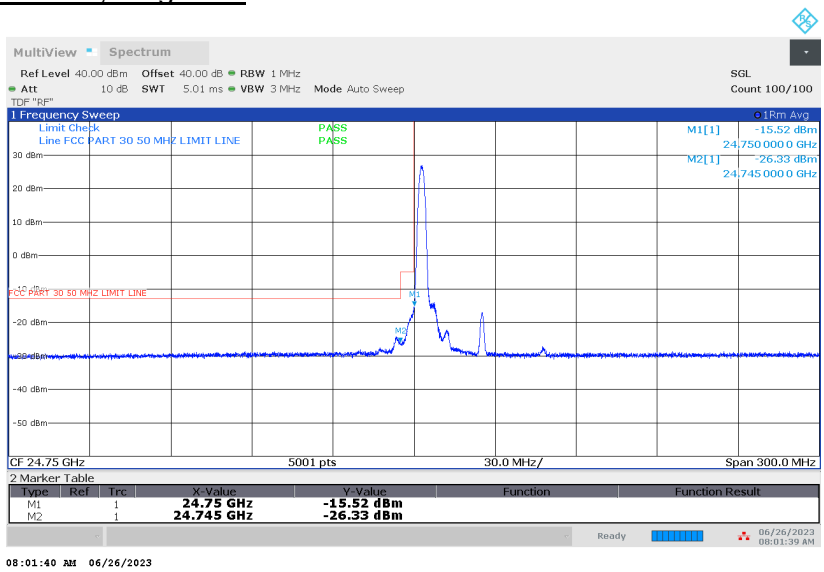

Low-side, Full RB

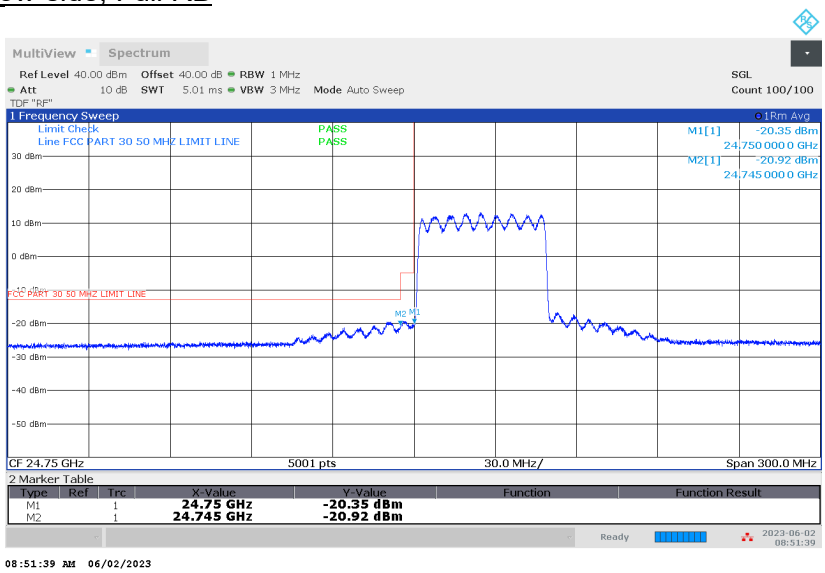

UL VERIFICATION SERVICES INC
47173 BENICIA STREET, FREMONT, CA 94538, USA TEL: (510) 319-4000 FAX: (510) 661-0888
This report shall not be reproduced except in full, without the written approval of UL Verification Services Inc.

ANT M2, 50 MHz, SISO-DUAL, 1CC, QPSK

High-side, Single RB

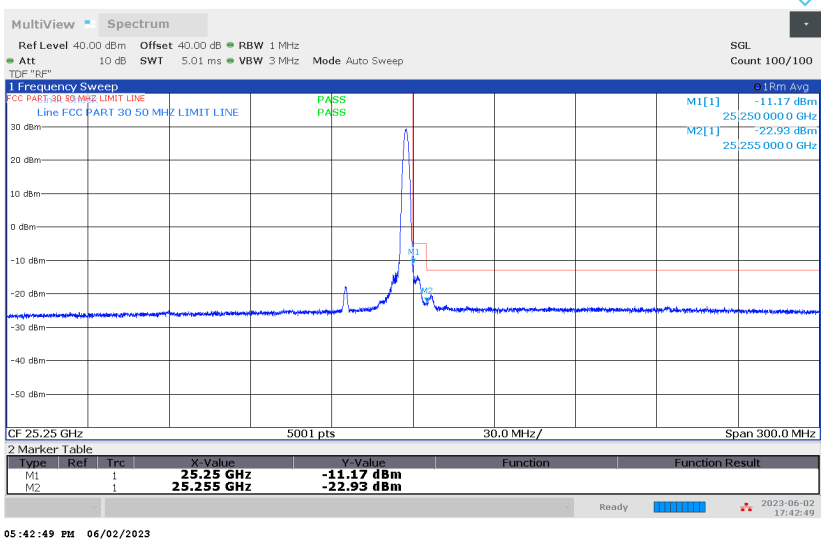

05:42:49 PM 06/02/2023

High-side, Full RB

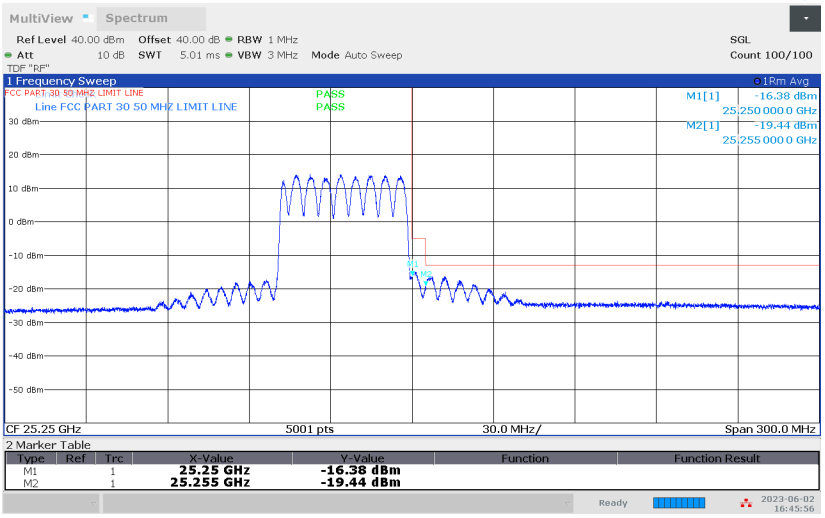

04:45:57 PM 06/02/2023

UL VERIFICATION SERVICES INC
47173 BENICIA STREET, FREMONT, CA 94538, USA TEL: (510) 319-4000 FAX: (510) 661-0888
This report shall not be reproduced except in full, without the written approval of UL Verification Services Inc.

ANT M1, M2 & M3, 50 MHz, SISO-DUAL, 1CC, QPSK

Antenna	BW	Channel	RB	Freq.	Avg EIRP	Avg TRP Limit	Margin
	(MHz)		(Size Offset)	(GHz)	(dBm)	(dBm)	(dB)
M1	50	L	1/0	24.75	-19.24	-5	-14.24
				24.745	-24.99	-13	-11.99
M2				24.75	-15.52	-5	-10.52
				24.745	-26.33	-13	-13.33
M3				24.75	-15.06	-5	-10.06
				24.745	-24.62	-13	-11.62
M1	50	L	32/0	24.75	-23.55	-5	-18.55
				24.745	-24.66	-13	-11.66
M2				24.75	-20.35	-5	-15.35
				24.745	-20.92	-13	-7.92
M3				24.75	-16.79	-5	-11.79
				24.745	-19.69	-13	-6.69
M1	50	H	1/31	25.25	-19.22	-5	-14.22
				25.255	-23.82	-13	-10.82
M2				25.25	-11.17	-5	-6.17
				25.255	-22.93	-13	-9.93
M3				25.25	-11.21	-5	-6.21
				25.255	-22.73	-13	-9.73
M1	50	H	32/0	25.25	-23.92	-5	-18.92
				25.255	-24.22	-13	-11.22
M2				25.25	-16.38	-5	-11.38
				25.255	-19.44	-13	-6.44
M3				25.25	-14.80	-5	-9.80
				25.255	-13.95	-13	-0.95

ANT M2 & M3, 50 MHz, SISO-DUAL, 1CC, Pi/2 BPSK

a	BW	Channel	RB	Freq.	Avg EIRP	Avg TRP Limit	Margin
	(MHz)		(Size Offset)	(GHz)	(dBm)	(dBm)	(dB)
M2	50	L	1/0	24.75	-13.65	-5	-8.65
				24.745	-24.14	-13	-11.14
M3				24.75	-12.70	-5	-7.70
				24.745	-24.23	-13	-11.23
M2	50	L	32/0	24.75	-20.86	-5	-15.86
				24.745	-23.72	-13	-10.72
M3				24.75	-17.59	-5	-12.59
				24.745	-20.02	-13	-7.02
M2	50	H	1/31	25.25	-14.35	-5	-9.35
				25.255	-22.09	-13	-9.09
M3				25.25	-13.05	-5	-8.05
				25.255	-23.06	-13	-10.06
M2	50	H	32/0	25.25	-20.19	-5	-15.19
				25.255	-23.63	-13	-10.63
M3				25.25	-16.59	-5	-11.59
				25.255	-18.21	-13	-5.21

UL VERIFICATION SERVICES INC
47173 BENICIA STREET, FREMONT, CA 94538, USA TEL: (510) 319-4000 FAX: (510) 661-0888
This report shall not be reproduced except in full, without the written approval of UL Verification Services Inc.

ANT M2 & M3, 50 MHz, SISO-DUAL, 1CC, 16QAM

Antenna	BW	Channel	RB	Freq.	Avg EIRP	Avg TRP Limit	Margin
	(MHz)		(Size Offset)	(GHz)	(dBm)	(dBm)	(dB)
M2	50	L	1/0	24.75	-13.50	-5	-8.50
				24.745	-23.40	-13	-10.40
M3				24.75	-13.84	-5	-8.84
				24.745	-24.31	-13	-11.31
M2	50	L	32/0	24.75	-19.16	-5	-14.16
				24.745	-20.59	-13	-7.59
M3				24.75	-20.95	-5	-15.95
				24.745	-19.30	-13	-6.30
M2	50	H	1/31	25.25	-14.19	-5	-9.19
				25.255	-24.42	-13	-11.42
M3				25.25	-13.65	-5	-8.65
				25.255	-23.26	-13	-10.26
M2	50	H	32/0	25.25	-22.71	-5	-17.71
				25.255	-23.73	-13	-10.73
M3				25.25	-19.71	-5	-14.71
				25.255	-21.34	-13	-8.34

ANT M2 & M3, 50 MHz, SISO-DUAL, 1CC, 64QAM

Antenna	BW	Channel	RB	Freq.	Avg EIRP	Avg TRP Limit	Margin
	(MHz)		(Size Offset)	(GHz)	(dBm)	(dBm)	(dB)
M2	50	L	1/0	24.75	-19.69	-5	-14.69
				24.745	-25.79	-13	-12.79
M3				24.75	-16.62	-5	-11.62
				24.745	-25.78	-13	-12.78
M2	50	L	32/0	24.75	-23.79	-5	-18.79
				24.745	-25.30	-13	-12.30
M3				24.75	-23.58	-5	-18.58
				24.745	-24.02	-13	-11.02
M2	50	H	1/31	25.25	-18.46	-5	-13.46
				25.255	-24.68	-13	-11.68
M3				25.25	-15.85	-5	-10.85
				25.255	-23.61	-13	-10.61
M2	50	H	32/0	25.25	-23.06	-5	-18.06
				25.255	-24.78	-13	-11.78
M3				25.25	-21.91	-5	-16.91
				25.255	-22.35	-13	-9.35

UL VERIFICATION SERVICES INC
47173 BENICIA STREET, FREMONT, CA 94538, USA TEL: (510) 319-4000 FAX: (510) 661-0888
This report shall not be reproduced except in full, without the written approval of UL Verification Services Inc.

ANT M2, 100 MHz, SISO-DUAL, 1CC, QPSK

Low-side, Single RB

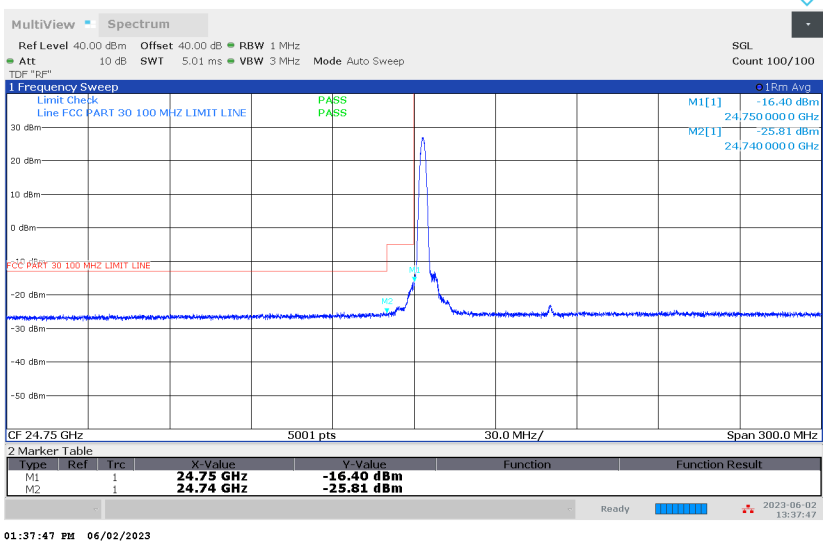

Low-side, Full RB

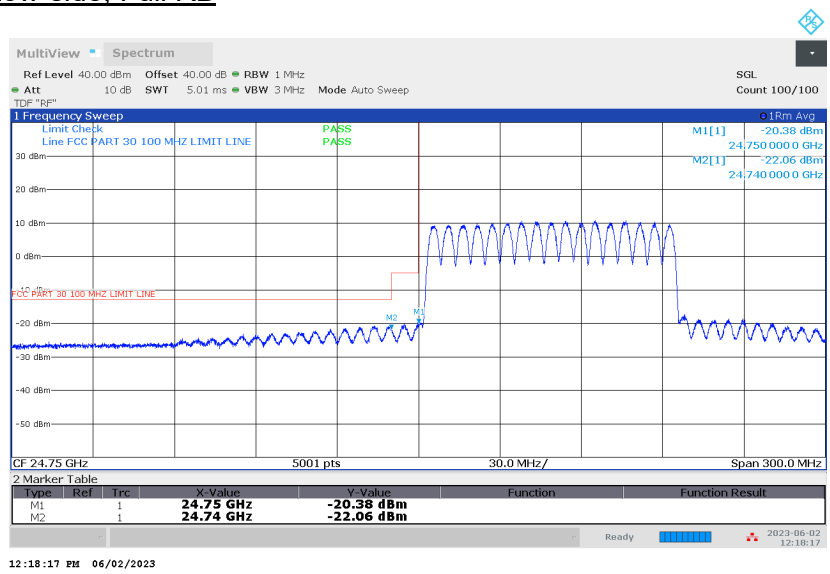

UL VERIFICATION SERVICES INC
47173 BENICIA STREET, FREMONT, CA 94538, USA TEL: (510) 319-4000 FAX: (510) 661-0888
This report shall not be reproduced except in full, without the written approval of UL Verification Services Inc.