1 – 18 GHz, ANT M3 (Pre-scan using Pk Det.)

Horizontal

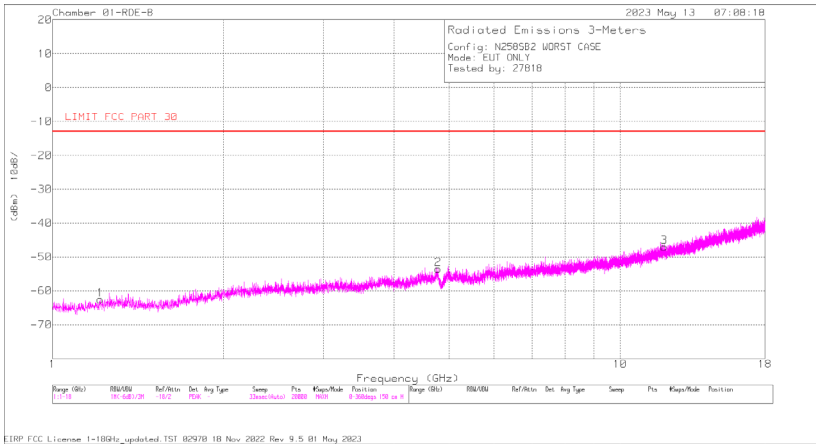

Vertical

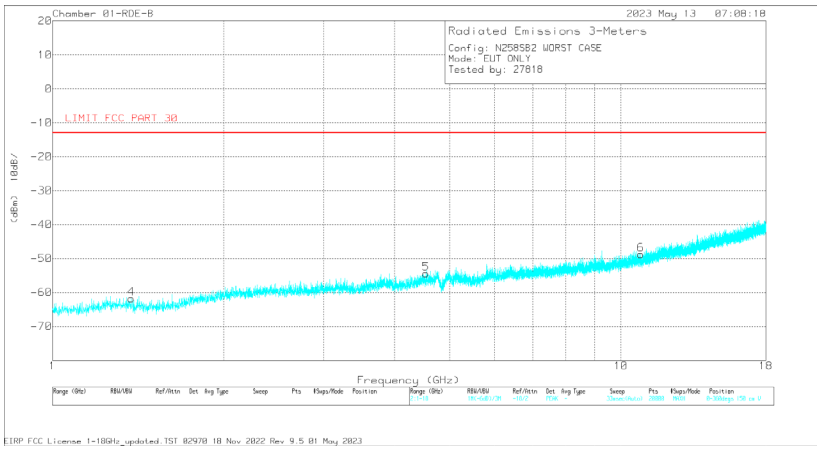

Trace Markers

Marker	Frequency (GHz)	Meter Reading (dBm)	Det	200786 ACF (dB)	Unit Conversion (dB)	Gain/Loss (dB)	Corrected Reading (dBm)	FCC Part 30 TRP Limit (dBm)	Margin (dB)	Azimuth (Degs)	Height (cm)	Polarity
1	1.213361	-67.41	Pk	28.3	11.7	-35.12	-62.53	-13	-49.53	0-360	150	H
4	1.376569	-66.75	Pk	28.4	11.7	-35.16	-61.81	-13	-48.81	0-360	150	V
5	4.537029	-69.85	Pk	34.3	11.7	-30.51	-54.36	-13	-41.36	0-360	150	V
2	4.780141	-68.94	Pk	34.2	11.7	-30.45	-53.49	-13	-40.49	0-360	150	H
6	10.851998	-74.16	Pk	37.7	11.7	-24.06	-48.82	-13	-35.82	0-360	150	V
3	11.951954	-75.4	Pk	38.7	11.7	-22	-47	-13	-34	0-360	150	H

Pk - Peak detector

UL VERIFICATION SERVICES INC
47173 BENICIA STREET, FREMONT, CA 94538, USA TEL: (510) 319-4000 FAX: (510) 661-0888
This report shall not be reproduced except in full, without the written approval of UL Verification Services Inc.

8.4.13. RSE n258 SB2 18 - 24 GHz

18 - 24 GHz, ANT M2, 1CC (Pre-scan using Pk Det.)
Horizontal

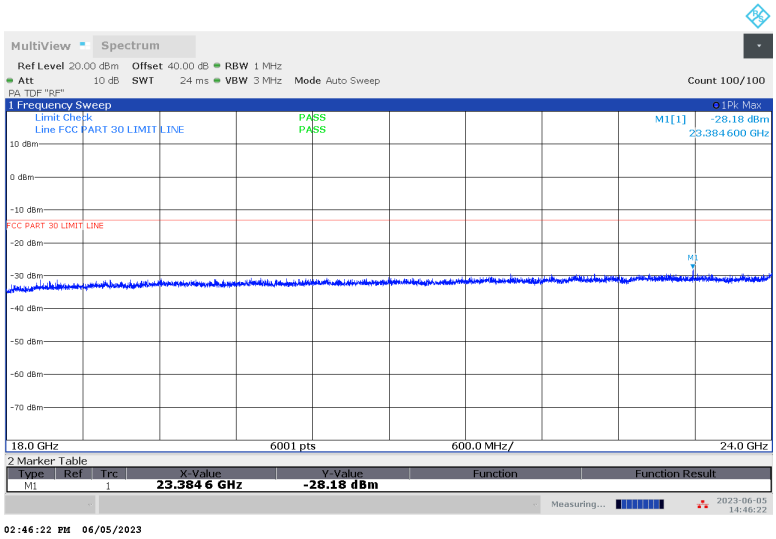

18 - 24 GHz, ANT M2, 1CC (Pre-scan using Pk Det.)
Vertical

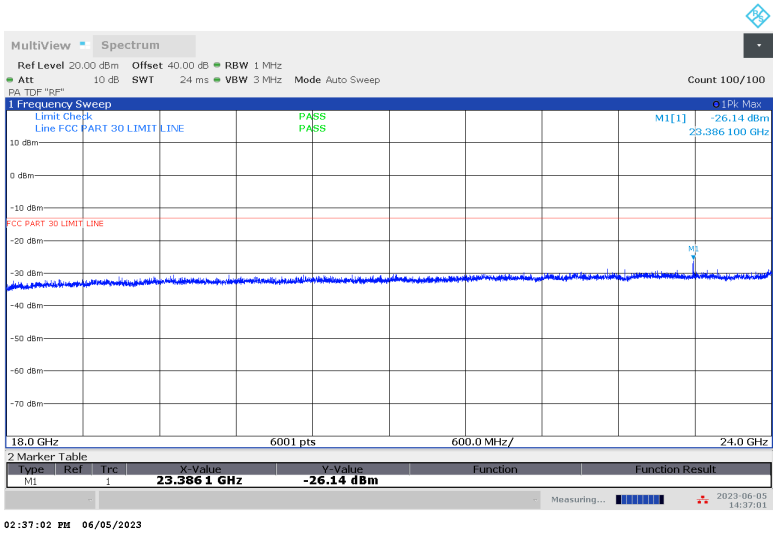

No emission detected using Peak Detection.

UL VERIFICATION SERVICES INC
47173 BENICIA STREET, FREMONT, CA 94538, USA TEL: (510) 319-4000 FAX: (510) 661-0888
This report shall not be reproduced except in full, without the written approval of UL Verification Services Inc.

18 - 24 GHz, ANT M3, 1CC (Pre-scan using Pk Det.)
Horizontal

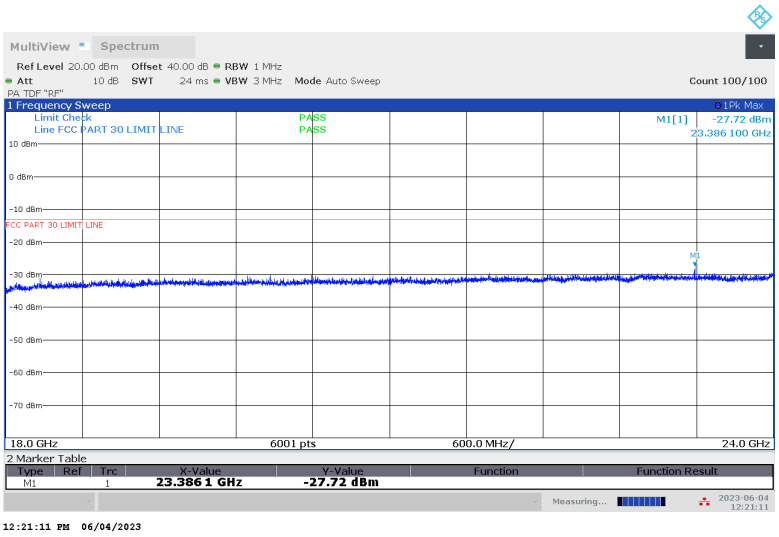

18 - 24 GHz, ANT M3, 1CC (Pre-scan using Pk Det.)
Vertical

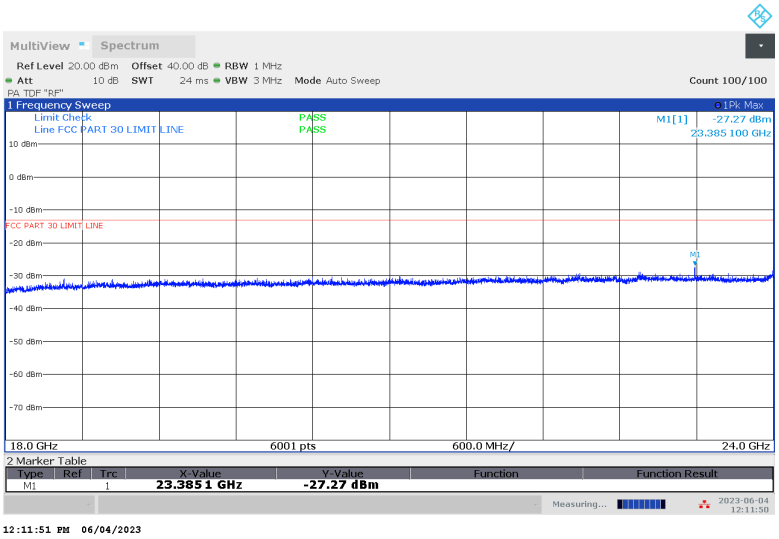

Emissions detected using Peak Detection at pre-scan. Avg EIRP was measured.

UL VERIFICATION SERVICES INC
47173 BENICIA STREET, FREMONT, CA 94538, USA TEL: (510) 319-4000 FAX: (510) 661-0888
This report shall not be reproduced except in full, without the written approval of UL Verification Services Inc.

18 – 24 GHz n258 SB2, 1CC

Antenna	Freq.	Meas. Distance	Rx Ant. Polarity	Corrected Avg EIRP	TRP Limit	Margin
	(GHz)	(m)	H/V	(dBm)	(dBm)	(dB)
M3	23.385	3.3	H	-33.47	-13	-20.47
M3	23.385	3.3	V	-39.41	-13	-26.41

UL VERIFICATION SERVICES INC
47173 BENICIA STREET, FREMONT, CA 94538, USA TEL: (510) 319-4000 FAX: (510) 661-0888
This report shall not be reproduced except in full, without the written approval of UL Verification Services Inc.

8.4.14. RSE n258 SB2 24 – 24.75 GHz

24 – 24.75 GHz, ANT M2, 1CC (Pre-scan using Pk Det.)
Horizontal

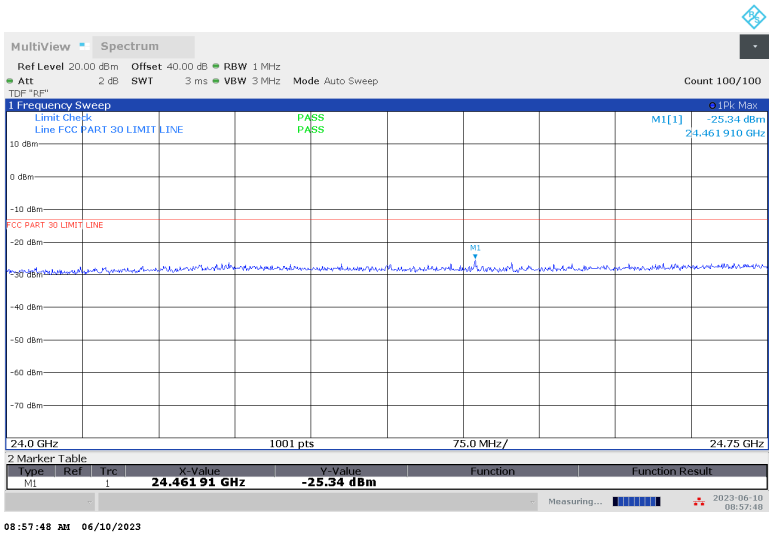

24 – 24.75 GHz, ANT M2, 1CC (Pre-scan using Pk Det.)
Vertical

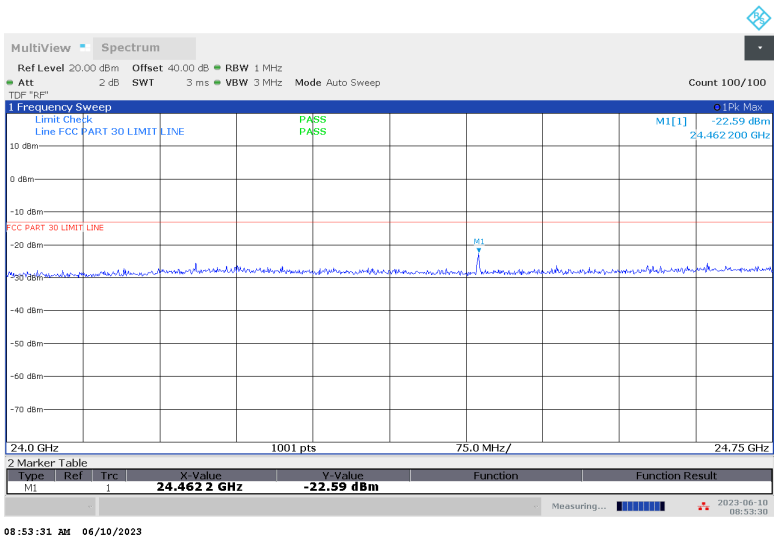

Emissions detected using Peak Detection at pre-scan. Avg EIRP was measured.

UL VERIFICATION SERVICES INC
47173 BENICIA STREET, FREMONT, CA 94538, USA TEL: (510) 319-4000 FAX: (510) 661-0888
This report shall not be reproduced except in full, without the written approval of UL Verification Services Inc.

24 – 24.75 GHz, ANT M3, 1CC (Pre-scan using Pk Det.)
Horizontal

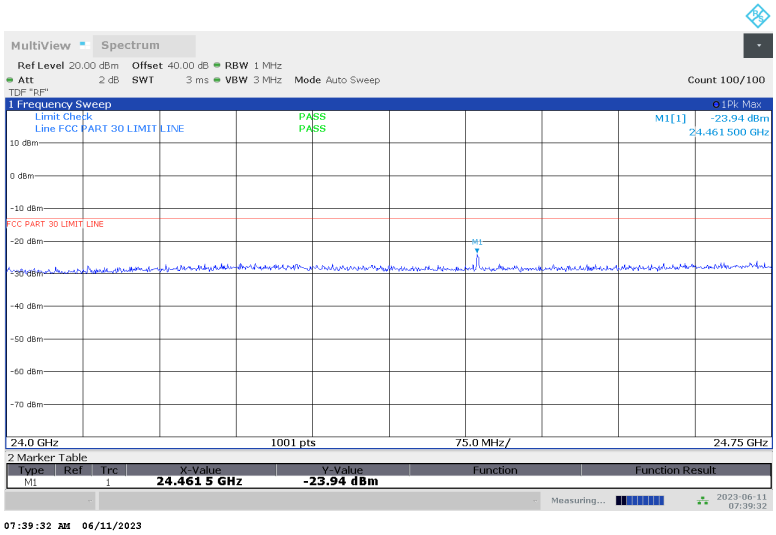

24 – 24.75 GHz, ANT M3, 1CC (Pre-scan using Pk Det.)
Vertical

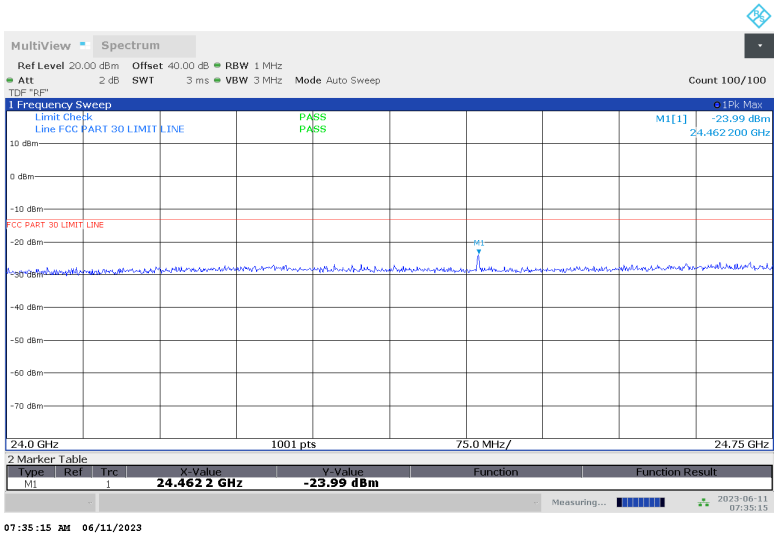

Emissions detected using Peak Detection at pre-scan. Avg EIRP was measured.

UL VERIFICATION SERVICES INC
47173 BENICIA STREET, FREMONT, CA 94538, USA TEL: (510) 319-4000 FAX: (510) 661-0888
This report shall not be reproduced except in full, without the written approval of UL Verification Services Inc.

24 – 24.75 GHz n258 SB2, 1CC

Antenna	Freq.	Meas. Distance	Rx Ant. Polarity	Corrected Avg EIRP	TRP Limit	Margin
	(GHz)	(m)	H/V	(dBm)	(dBm)	(dB)
M2	24.462	3.3	H	-38.31	-13	-25.31
M2	24.462	3.3	V	-34.01	-13	-21.01
M3	24.462	3.3	H	-32.48	-13	-19.48
M3	24.462	3.3	V	-28.31	-13	-15.31

UL VERIFICATION SERVICES INC
47173 BENICIA STREET, FREMONT, CA 94538, USA TEL: (510) 319-4000 FAX: (510) 661-0888
This report shall not be reproduced except in full, without the written approval of UL Verification Services Inc.

24 – 24.75 GHz n258 SB2, 2CC

24 – 24.75 GHz, ANT M2, 2CC (Pre-scan using Pk Det.)

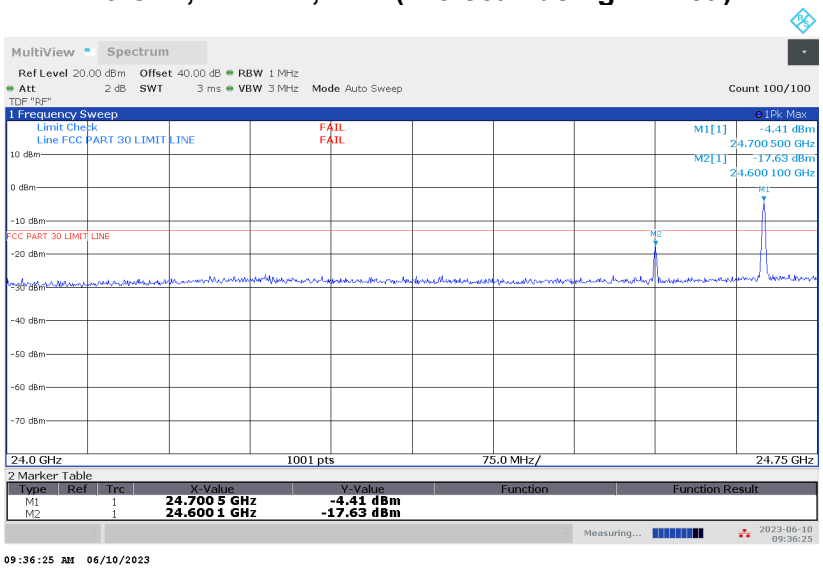

Worst case configuration:
SISO-DUAL_QPSK_(100 MHz + 100 MHz)_Low CH_RB Offset 1/32 (1RB-M)

Emissions detected using Peak Detection at pre-scan. Avg EIRP was measured.

All emissions were investigated, and the highest emission was reported.

Antenna	Freq.	Meas. Distance	Rx Ant. Polarity	Corrected Avg EIRP	TRP Limit	Margin
	(GHz)	(m)	H/V	(dBm)	(dBm)	(dB)
M2	24.699	3.3	--	-13.19	-13	-0.19

UL VERIFICATION SERVICES INC
47173 BENICIA STREET, FREMONT, CA 94538, USA TEL: (510) 319-4000 FAX: (510) 661-0888
This report shall not be reproduced except in full, without the written approval of UL Verification Services Inc.

24 – 24.75 GHz, ANT M3, 2CC (Pre-scan using Pk Det.)

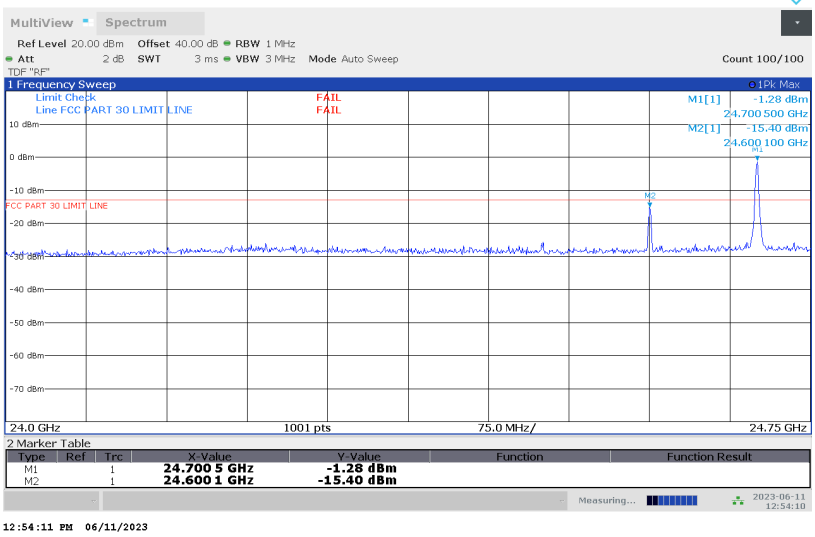

Worst case configuration:
SISO-DUAL_QPSK_(100 MHz + 100 MHz)_Low CH_RB Offset 1/32 (1RB-M)

Emissions detected using Peak Detection at pre-scan. Avg EIRP or TRP was measured.

All emissions were investigated, and the highest emission was reported.

Antenna	Freq.	Meas. Distance	Rx Ant. Polarity	TRP	TRP Limit	Margin
	(GHz)	(m)	H/V	(dBm)	(dBm)	(dB)
M3	24.699	3.3	--	-21.47	-13	-8.47

UL VERIFICATION SERVICES INC
47173 BENICIA STREET, FREMONT, CA 94538, USA TEL: (510) 319-4000 FAX: (510) 661-0888
This report shall not be reproduced except in full, without the written approval of UL Verification Services Inc.

24 – 24.75 GHz n258 SB2, 3CC

24 – 24.75 GHz, ANT M2, 3CC (Pre-scan using Pk Det.)

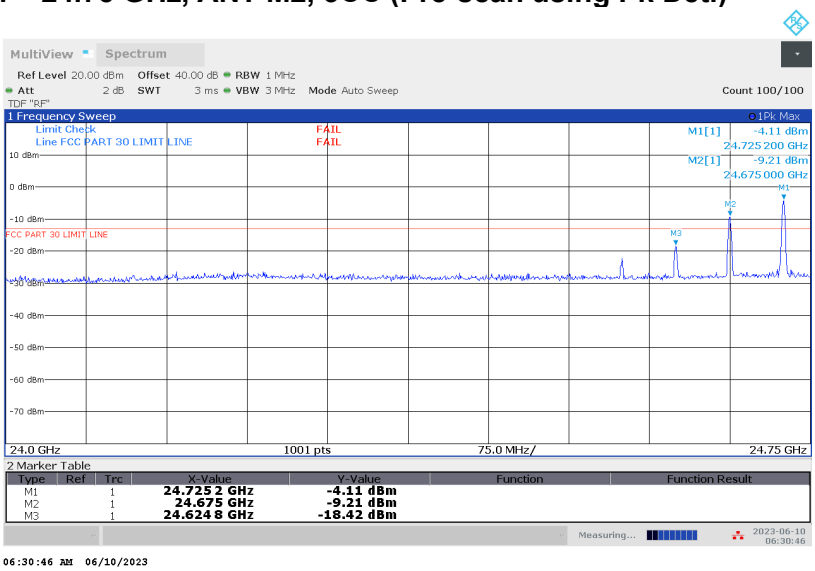

Worst case configuration:
SISO-DUAL_QPSK_(50 MHz + 50 MHz + 50 MHz)_Low CH_RB Offset 1/15 (1RB-M)

Emissions detected using Peak Detection at pre-scan. Avg EIRP was measured.

All emissions were investigated, and the highest emission was reported.

Antenna	Freq.	Meas. Distance	Rx Ant. Polarity	Corrected Avg EIRP	TRP Limit	Margin
	(GHz)	(m)	H/V	(dBm)	(dBm)	(dB)
M2	24.724	3.3	--	-13.52	-13	-0.52

UL VERIFICATION SERVICES INC
47173 BENICIA STREET, FREMONT, CA 94538, USA TEL: (510) 319-4000 FAX: (510) 661-0888
This report shall not be reproduced except in full, without the written approval of UL Verification Services Inc.

24 – 24.75 GHz, ANT M3, 3CC (Pre-scan using Pk Det.)

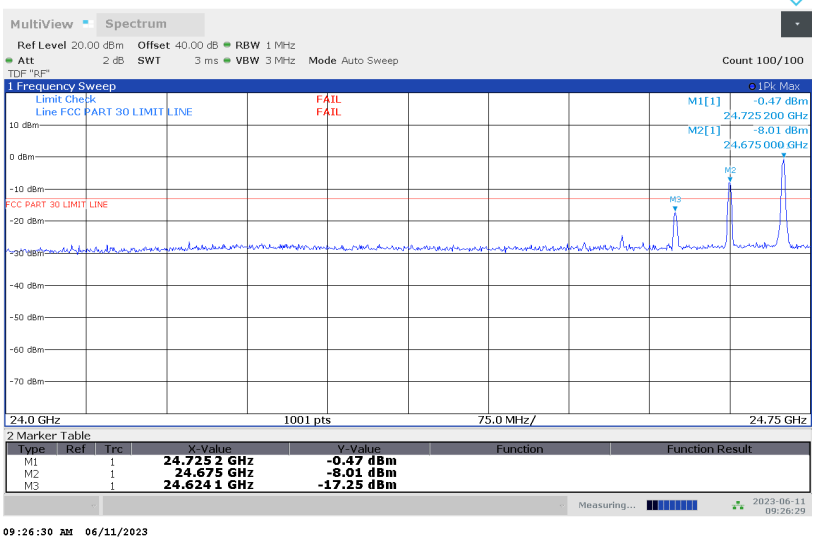

Worst case configuration:
SISO-DUAL_QPSK_(50 MHz + 50 MHz + 50 MHz)_Low CH_RB Offset 1/15 (1RB-M)

Emissions detected using Peak Detection at pre-scan. Avg EIRP or TRP was measured.

All emissions were investigated, and the highest emission was reported.

Antenna	Freq.	Meas. Distance	Rx Ant. Polarity	TRP	TRP Limit	Margin
	(GHz)	(m)	H/V	(dBm)	(dBm)	(dB)
M3	24.724	3.3	--	-20.63	-13	-7.63

UL VERIFICATION SERVICES INC
47173 BENICIA STREET, FREMONT, CA 94538, USA TEL: (510) 319-4000 FAX: (510) 661-0888
This report shall not be reproduced except in full, without the written approval of UL Verification Services Inc.

24 – 24.75 GHz n258 SB2, 4CC

24 – 24.75 GHz, ANT M2, 4CC (Pre-scan using Pk Det.)

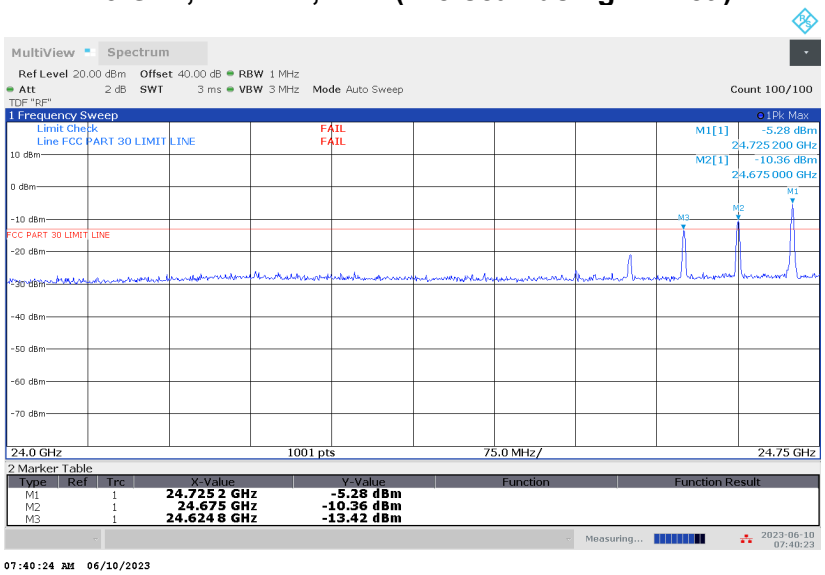

Worst case configuration:
SISO-DUAL_QPSK_(50 MHz + 50 MHz + 50 MHz + 50 MHz)_Low CH_RB Offset 1/15 (1RB-M)

Emissions detected using Peak Detection at pre-scan. Avg EIRP was measured.

All emissions were investigated, and the highest emission was reported.

Antenna	Freq.	Meas. Distance	Rx Ant. Polarity	Corrected Avg EIRP	TRP Limit	Margin
	(GHz)	(m)	H/V	(dBm)	(dBm)	(dB)
M2	24.724	3.3	--	-14.69	-13	-1.69

UL VERIFICATION SERVICES INC
47173 BENICIA STREET, FREMONT, CA 94538, USA TEL: (510) 319-4000 FAX: (510) 661-0888
This report shall not be reproduced except in full, without the written approval of UL Verification Services Inc.

24 – 24.75 GHz, ANT M3, 4CC (Pre-scan using Pk Det.)

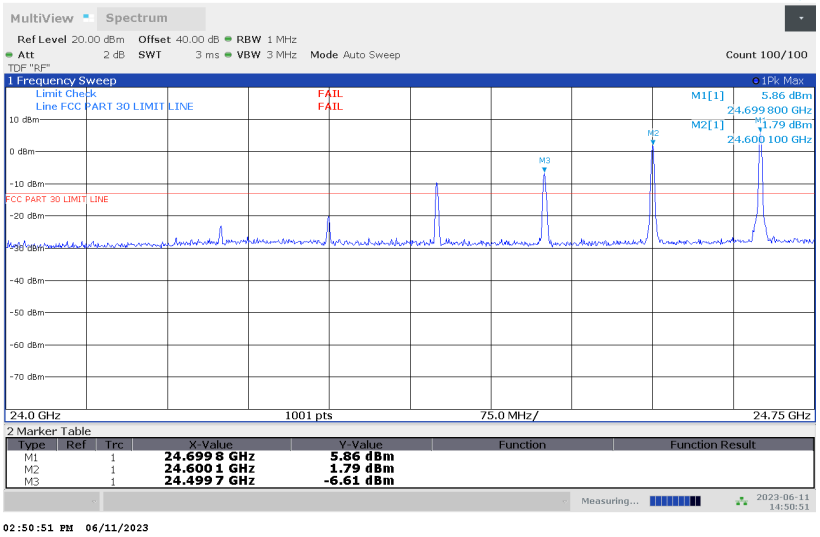

Worst case configuration:
SISO-DUAL_QPSK_(100 MHz + 100 MHz + 100 MHz + 100 MHz)_Low CH_RB Offset 1/32 (1RB-M)

Emissions detected using Peak Detection at pre-scan. Avg EIRP or TRP was measured.

All emissions were investigated, and the highest emission was reported.

Antenna	Freq.	Meas. Distance	Rx Ant. Polarity	TRP	TRP Limit	Margin
	(GHz)	(m)	H/V	(dBm)	(dBm)	(dB)
M3	24.699	3.3	--	-19.71	-13	-6.71

UL VERIFICATION SERVICES INC
47173 BENICIA STREET, FREMONT, CA 94538, USA TEL: (510) 319-4000 FAX: (510) 661-0888
This report shall not be reproduced except in full, without the written approval of UL Verification Services Inc.

8.4.15. RSE n258 SB2 25.25 - 26.5 GHz

Note: 24.75 – 25.25 GHz covered by Fundamental and BE measurements.

25.25 - 26.5 GHz, ANT M2, 1CC (Pre-scan using Pk Det.)
Horizontal

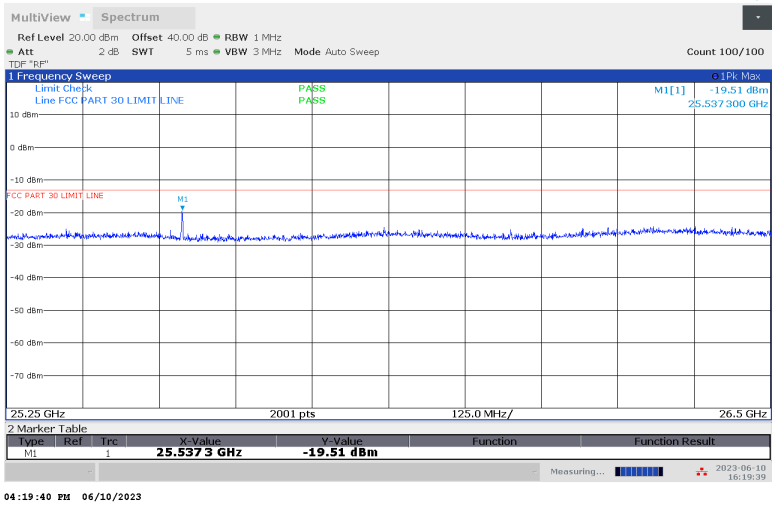

25.25 - 26.5 GHz, ANT M2, 1CC (Pre-scan using Pk Det.)
Vertical

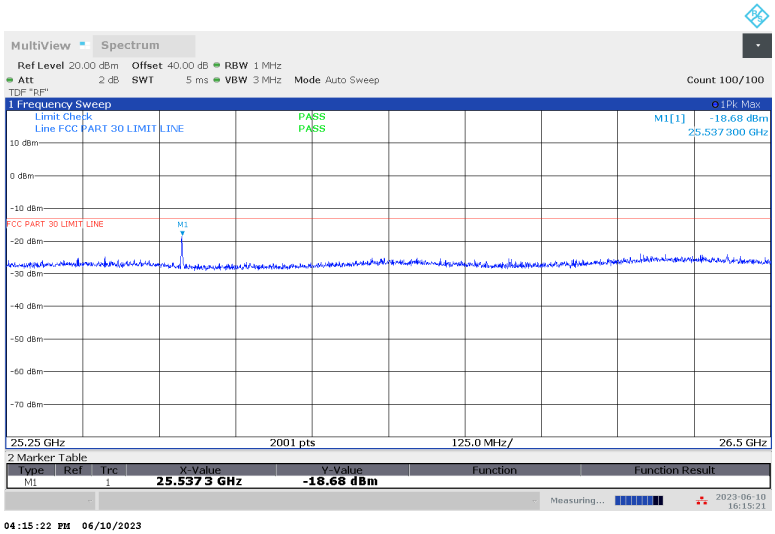

Emissions detected using Peak Detection at pre-scan. Avg EIRP was measured.

UL VERIFICATION SERVICES INC
47173 BENICIA STREET, FREMONT, CA 94538, USA TEL: (510) 319-4000 FAX: (510) 661-0888
This report shall not be reproduced except in full, without the written approval of UL Verification Services Inc.

25.25 - 26.5 GHz, ANT M3, 1CC (Pre-scan using Pk Det.)
Horizontal

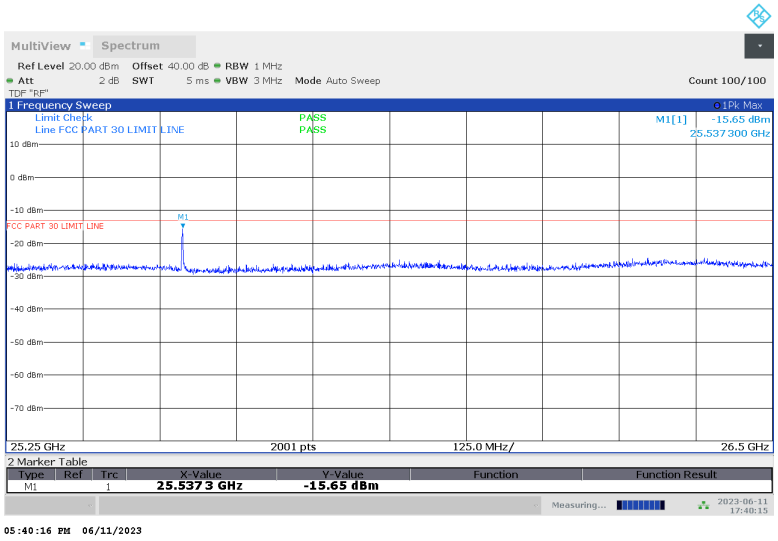

25.25 - 26.5 GHz, ANT M3, 1CC (Pre-scan using Pk Det.)
Vertical

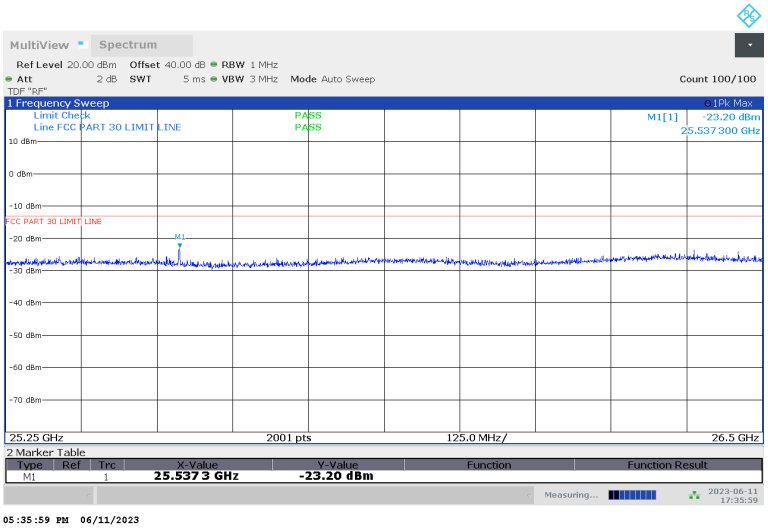

Emissions detected using Peak Detection at pre-scan. Avg EIRP was measured.

UL VERIFICATION SERVICES INC
47173 BENICIA STREET, FREMONT, CA 94538, USA TEL: (510) 319-4000 FAX: (510) 661-0888
This report shall not be reproduced except in full, without the written approval of UL Verification Services Inc.

25.25 - 26.5 GHz n258 SB2, 1CC

Antenna	Freq.	Meas. Distance	Rx Ant. Polarity	Corrected Avg EIRP	TRP Limit	Margin
	(GHz)	(m)	H/V	(dBm)	(dBm)	(dB)
M2	25.537	3.3	H	-24.32	-13	-11.32
M2	25.537	3.3	V	-36.00	-13	-23.00
M3	25.537	3.3	H	-21.66	-13	-8.66
M3	25.537	3.3	V	-32.32	-13	-19.32

UL VERIFICATION SERVICES INC
47173 BENICIA STREET, FREMONT, CA 94538, USA TEL: (510) 319-4000 FAX: (510) 661-0888
This report shall not be reproduced except in full, without the written approval of UL Verification Services Inc.

25.25 - 26.5 GHz n258 SB2, 2CC

25.25 – 26.5 GHz, ANT M2, 2CC (Pre-scan using Pk Det.)

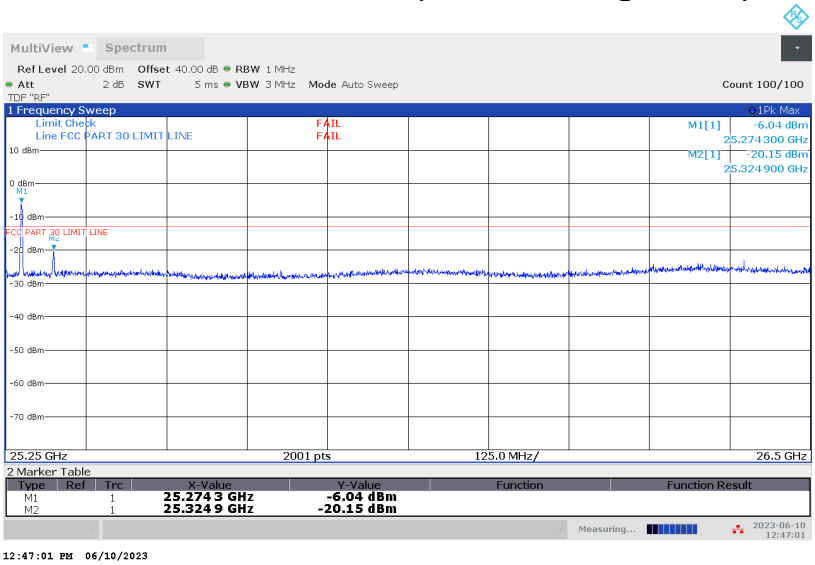

Worst case configuration:
SISO-DUAL_QPSK_(50 MHz + 50 MHz)_High CH_RB Offset 1/15 (1RB-M)

Emissions detected using Peak Detection at pre-scan. Avg EIRP was measured.

All emissions were investigated, and the highest emission was reported.

Antenna	Freq.	Meas. Distance	Rx Ant. Polarity	Corrected Avg EIRP	TRP Limit	Margin
	(GHz)	(m)	H/V	(dBm)	(dBm)	(dB)
M2	25.274	3.3	--	-17.25	-13	-4.25

UL VERIFICATION SERVICES INC
47173 BENICIA STREET, FREMONT, CA 94538, USA TEL: (510) 319-4000 FAX: (510) 661-0888
This report shall not be reproduced except in full, without the written approval of UL Verification Services Inc.

25.25 – 26.5 GHz, ANT M3, 2CC (Pre-scan using Pk Det.)

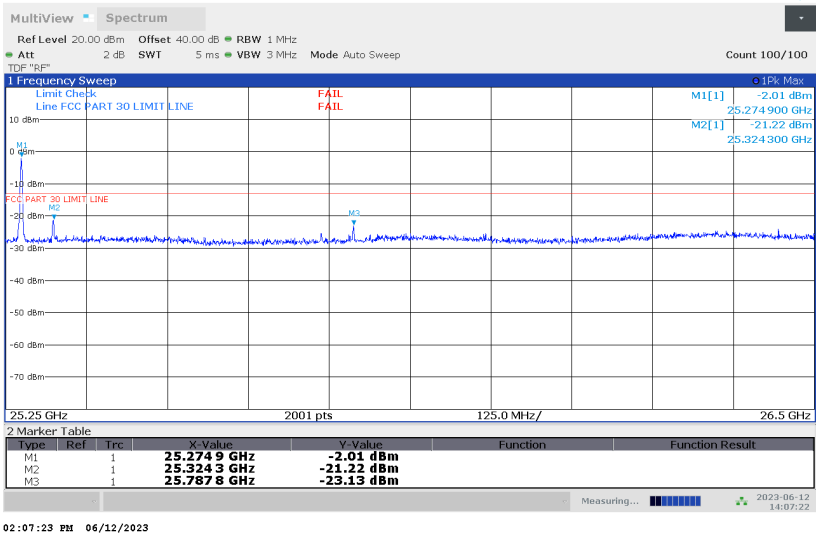

Worst case configuration:
SISO-DUAL_QPSK_(50 MHz + 50 MHz)_High CH_RB Offset 1/15 (1RB-M)

Emissions detected using Peak Detection at pre-scan. Avg EIRP or TRP was measured.

All emissions were investigated, and the highest emission was reported.

Antenna	Freq.	Meas. Distance	Rx Ant. Polarity	TRP	TRP Limit	Margin
	(GHz)	(m)	H/V	(dBm)	(dBm)	(dB)
M3	25.274	3.3	--	-20.83	-13	-7.83

UL VERIFICATION SERVICES INC
47173 BENICIA STREET, FREMONT, CA 94538, USA TEL: (510) 319-4000 FAX: (510) 661-0888
This report shall not be reproduced except in full, without the written approval of UL Verification Services Inc.

25.25 - 26.5 GHz n258 SB2, 3CC

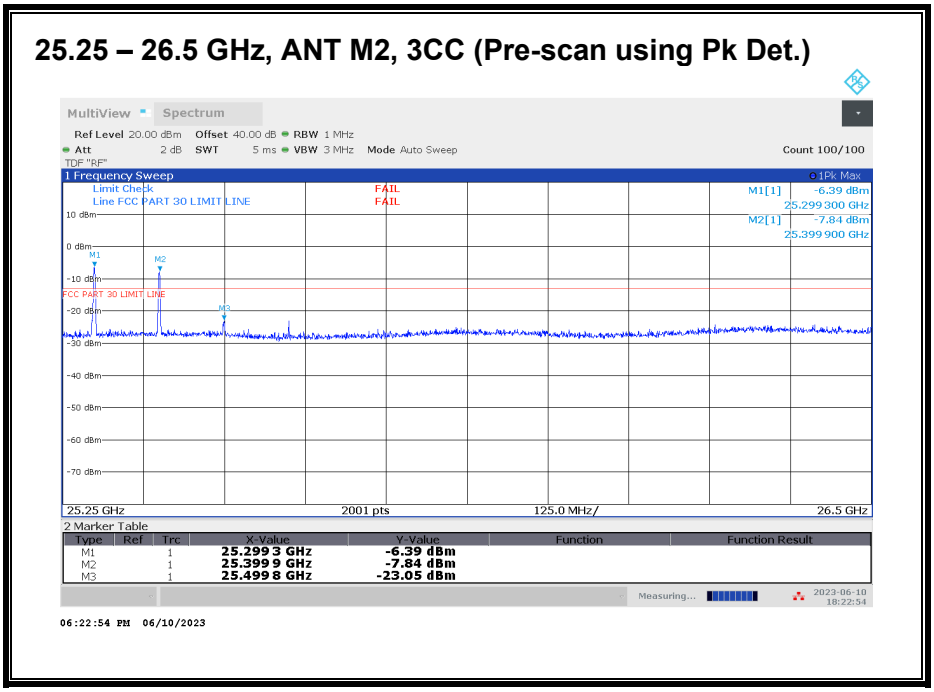

Worst case configuration:
SISO-DUAL_QPSK_(100 MHz + 100 MHz + 100 MHz)_High CH_RB Offset 1/32(1RB-M)

Emissions detected using Peak Detection at pre-scan. Avg EIRP was measured.

All emissions were investigated, and the highest emission was reported.

Antenna	Freq.	Meas. Distance	Rx Ant. Polarity	Corrected Avg EIRP	TRP Limit	Margin
	(GHz)	(m)	H/V	(dBm)	(dBm)	(dB)
M2	25.299	3.3	--	-14.36	-13	-1.36

UL VERIFICATION SERVICES INC
47173 BENICIA STREET, FREMONT, CA 94538, USA TEL: (510) 319-4000 FAX: (510) 661-0888
This report shall not be reproduced except in full, without the written approval of UL Verification Services Inc.

25.25 – 26.5 GHz, ANT M3, 3CC (Pre-scan using Pk Det.)

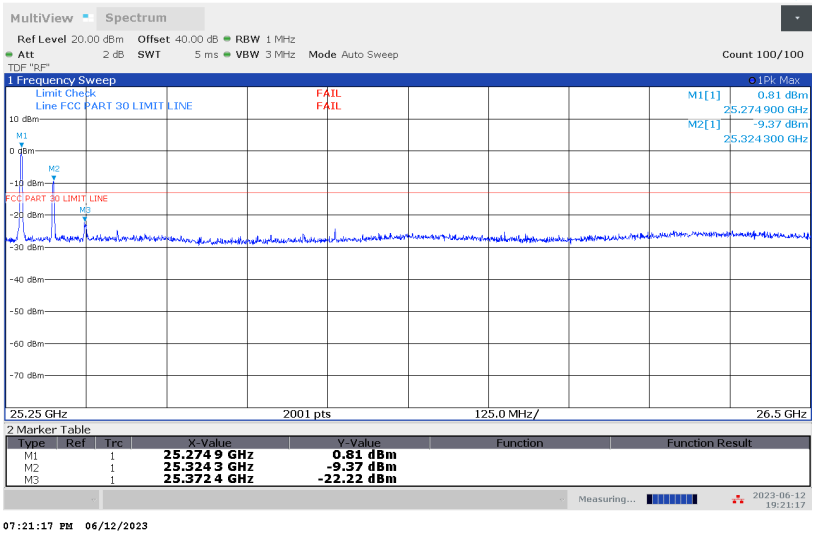

Worst case configuration:
SISO-DUAL_QPSK_(50 MHz + 50 MHz + 50 MHz)_High CH_RB Offset 1/15 (1RB-M)

Emissions detected using Peak Detection at pre-scan. Avg EIRP or TRP was measured.

All emissions were investigated, and the highest emission was reported.

Antenna	Freq.	Meas. Distance	Rx Ant. Polarity	TRP	TRP Limit	Margin
	(GHz)	(m)	H/V	(dBm)	(dBm)	(dB)
M3	25.274	3.3	--	-21.20	-13	-8.20

UL VERIFICATION SERVICES INC
47173 BENICIA STREET, FREMONT, CA 94538, USA TEL: (510) 319-4000 FAX: (510) 661-0888
This report shall not be reproduced except in full, without the written approval of UL Verification Services Inc.

25.25 - 26.5 GHz n258 SB2, 4CC

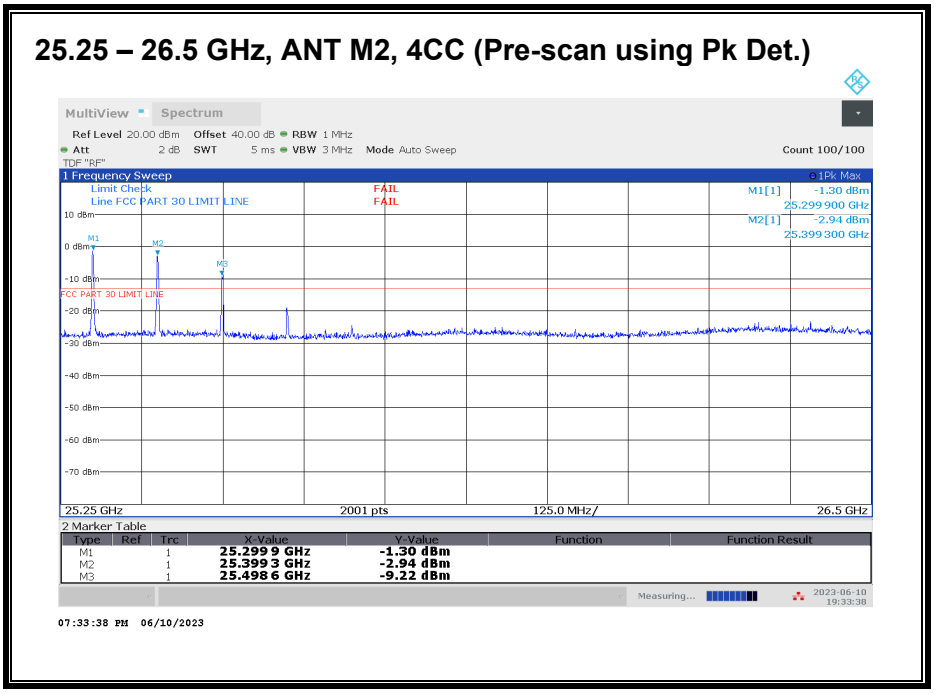

Worst case configuration:
SISO-DUAL_QPSK_(100 MHz + 100 MHz + 100 MHz + 100 MHz)_High CH_RB Offset 1/32(1RB-M)

Emissions detected using Peak Detection at pre-scan. Avg EIRP was measured.

All emissions were investigated, and the highest emission was reported.

Antenna	Freq.	Meas. Distance	Rx Ant. Polarity	Corrected Avg EIRP	TRP Limit	Margin
	(GHz)	(m)	H/V	(dBm)	(dBm)	(dB)
M2	25.299	3.3	--	-13.72	-13	-0.72

UL VERIFICATION SERVICES INC
47173 BENICIA STREET, FREMONT, CA 94538, USA TEL: (510) 319-4000 FAX: (510) 661-0888
This report shall not be reproduced except in full, without the written approval of UL Verification Services Inc.

25.25 – 26.5 GHz, ANT M3, 4CC (Pre-scan using Pk Det.)

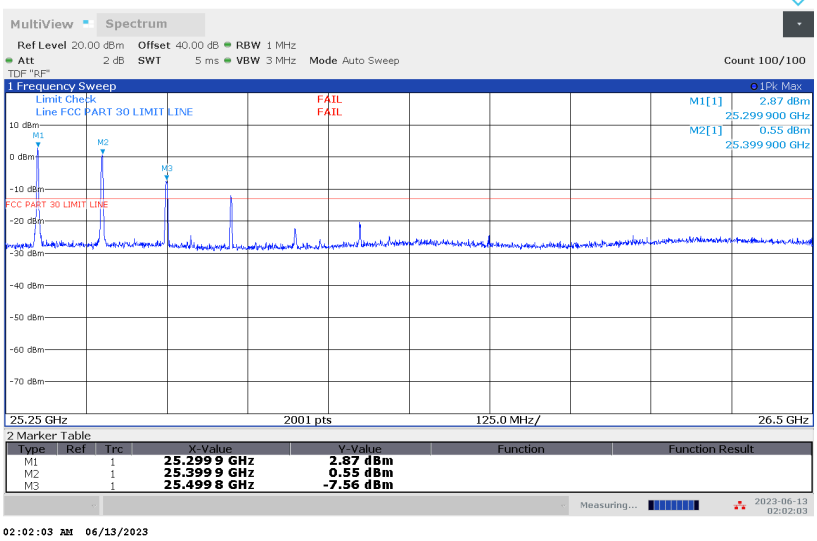

Worst case configuration:
SISO-DUAL_QPSK_(100 MHz + 100 MHz + 100 MHz + 100 MHz)_High CH_RB Offset 1/32 (1RB-M)

Emissions detected using Peak Detection at pre-scan. Avg EIRP or TRP was measured.

All emissions were investigated, and the highest emission was reported.

Antenna	Freq.	Meas. Distance	Rx Ant. Polarity	TRP	TRP Limit	Margin
	(GHz)	(m)	H/V	(dBm)	(dBm)	(dB)
M3	25.299	3.3	--	-19.68	-13	-6.68

UL VERIFICATION SERVICES INC
47173 BENICIA STREET, FREMONT, CA 94538, USA TEL: (510) 319-4000 FAX: (510) 661-0888
This report shall not be reproduced except in full, without the written approval of UL Verification Services Inc.

8.4.16. RSE n258 SB2 26.5 - 40 GHz

26.5 - 40 GHz, ANT M2 (Pre-scan using Pk Det.)
Horizontal

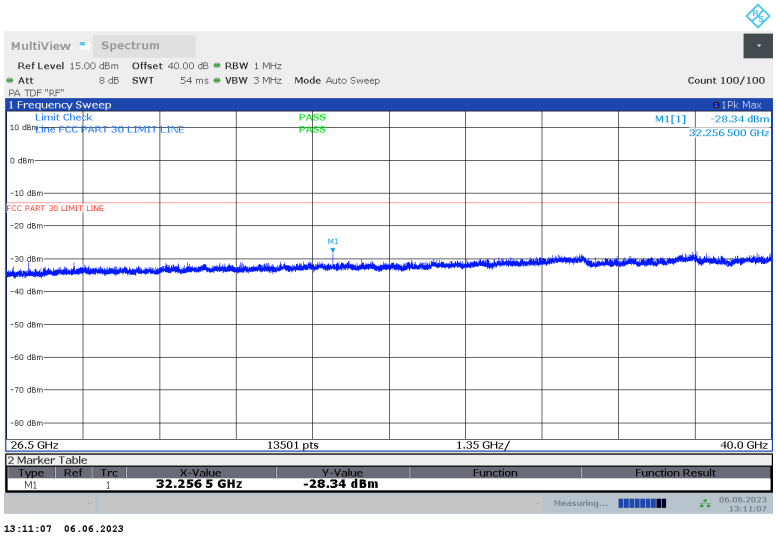

26.5 - 40 GHz, ANT M2 (Pre-scan using Pk Det.)
Vertical

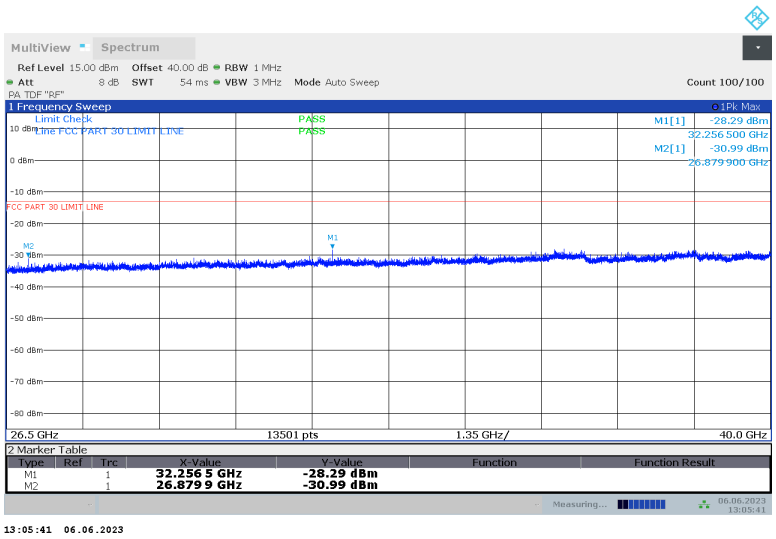

Emissions detected using Peak Detection at pre-scan. Avg EIRP was measured.

UL VERIFICATION SERVICES INC
47173 BENICIA STREET, FREMONT, CA 94538, USA TEL: (510) 319-4000 FAX: (510) 661-0888
This report shall not be reproduced except in full, without the written approval of UL Verification Services Inc.

26.5 - 40 GHz, ANT M3 (Pre-scan using Pk Det.)
Horizontal

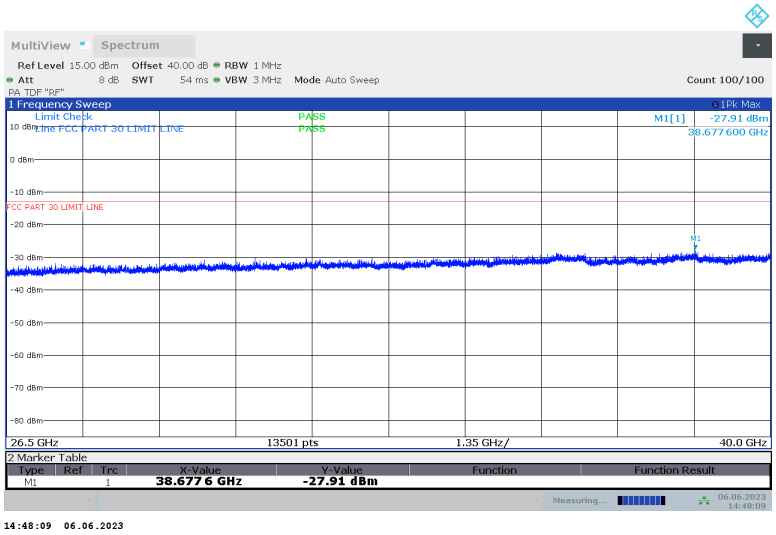

26.5 - 40 GHz, ANT M3 (Pre-scan using Pk Det.)
Vertical

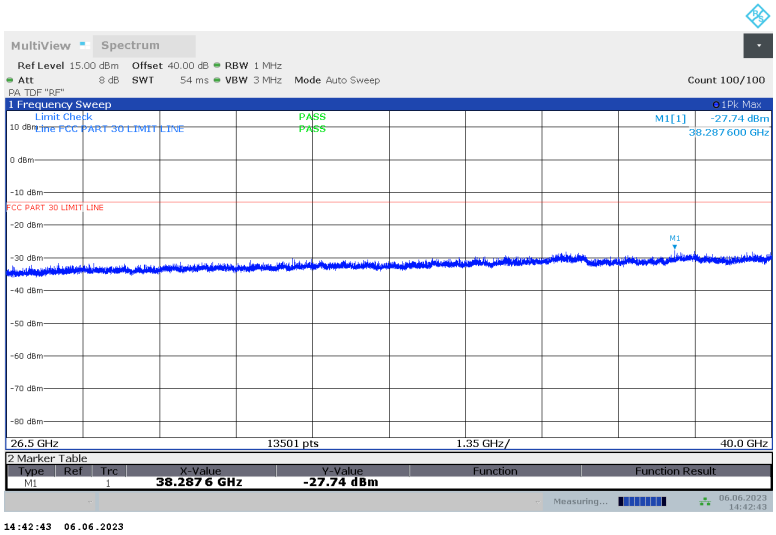

No emission detected using Peak Detection.

UL VERIFICATION SERVICES INC
47173 BENICIA STREET, FREMONT, CA 94538, USA TEL: (510) 319-4000 FAX: (510) 661-0888
This report shall not be reproduced except in full, without the written approval of UL Verification Services Inc.

26.5 - 40 GHz n258 SB2, 1CC

Antenna	Freq.	Meas. Distance	Rx Ant. Polarity	Corrected Avg EIRP	TRP Limit	Margin
	(GHz)	(m)	H/V	(dBm)	(dBm)	(dB)
M2	32.256	3	H	-41.75	-13	-28.75
M2	32.256	3	V	-30.55	-13	-17.55
M2	26.879	3	H	-32.86	-13	-19.86
M2	26.879	3	V	-39.27	-13	-26.27

UL VERIFICATION SERVICES INC
47173 BENICIA STREET, FREMONT, CA 94538, USA TEL: (510) 319-4000 FAX: (510) 661-0888
This report shall not be reproduced except in full, without the written approval of UL Verification Services Inc.

8.4.17. RSE n258 SB2 40 - 50 GHz

40 – 50 GHz, ANT M2 (Pre-scan using Pk Det.)
Horizontal

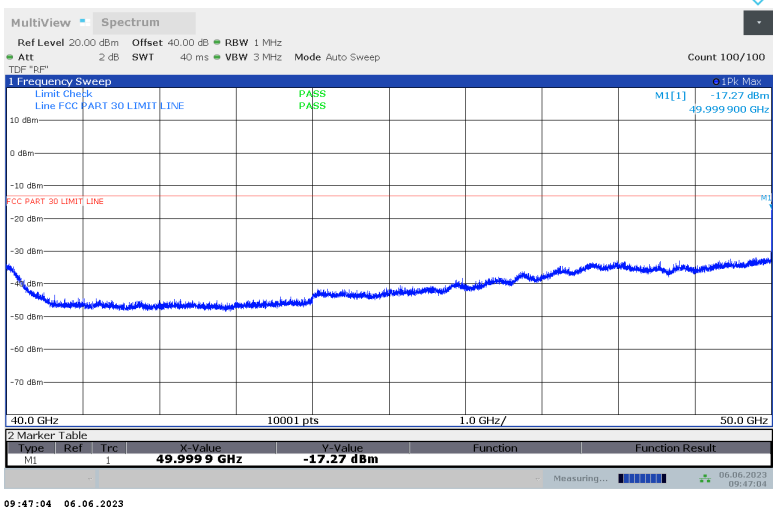

40 – 50 GHz, ANT M2 (Pre-scan using Pk Det.)
Vertical

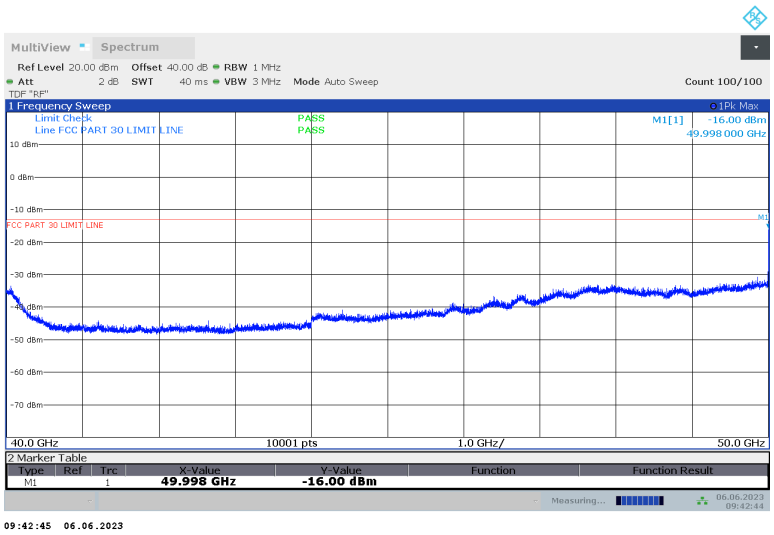

Emissions detected using Peak Detection at pre-scan. Avg EIRP was measured.

UL VERIFICATION SERVICES INC
47173 BENICIA STREET, FREMONT, CA 94538, USA TEL: (510) 319-4000 FAX: (510) 661-0888
This report shall not be reproduced except in full, without the written approval of UL Verification Services Inc.

40 – 50 GHz, ANT M3 (Pre-scan using Pk Det.)
Horizontal

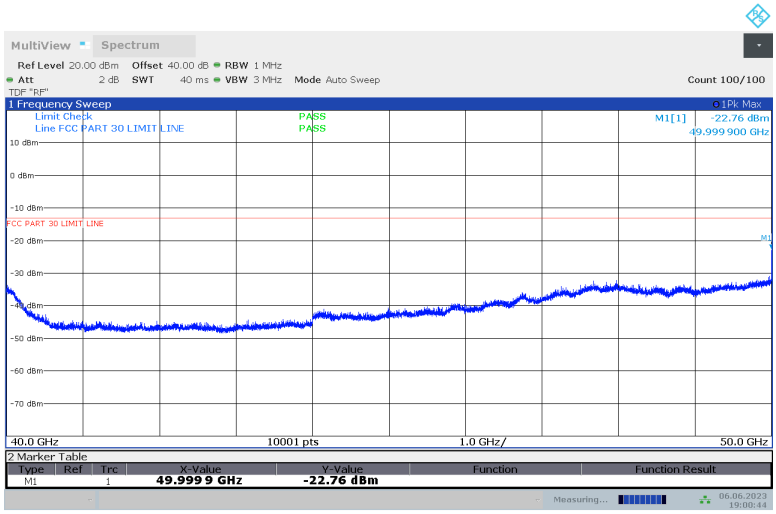

40 – 50 GHz, ANT M3 (Pre-scan using Pk Det.)
Vertical

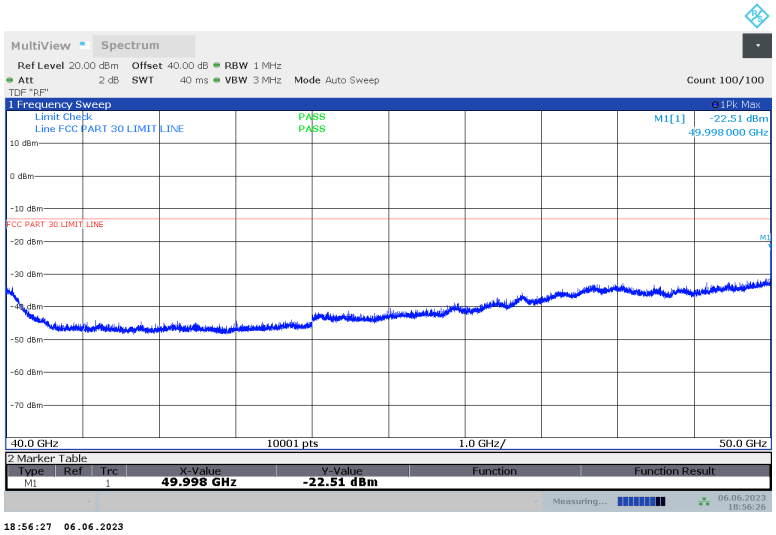

Emissions detected using Peak Detection at pre-scan. Avg EIRP was measured.

UL VERIFICATION SERVICES INC
47173 BENICIA STREET, FREMONT, CA 94538, USA TEL: (510) 319-4000 FAX: (510) 661-0888
This report shall not be reproduced except in full, without the written approval of UL Verification Services Inc.

40 – 50 GHz n258 SB2, 1CC

Antenna	Freq.	Meas. Distance	Rx Ant. Polarity	Corrected Avg EIRP	TRP Limit	Margin
	(GHz)	(m)	H/V	(dBm)	(dBm)	(dB)
M2	49.999	3	H	-28.60	-13	-15.60
M2	49.999	3	V	-20.41	-13	-7.41
M3	49.999	3	H	-28.44	-13	-15.44
M3	49.999	3	V	-32.07	-13	-19.07

UL VERIFICATION SERVICES INC
47173 BENICIA STREET, FREMONT, CA 94538, USA TEL: (510) 319-4000 FAX: (510) 661-0888
This report shall not be reproduced except in full, without the written approval of UL Verification Services Inc.

8.4.18. RSE n258 SB2 50 - 75 GHz

50 - 75 GHz, ANT M2 (Pre-scan using Pk Det.)
Horizontal

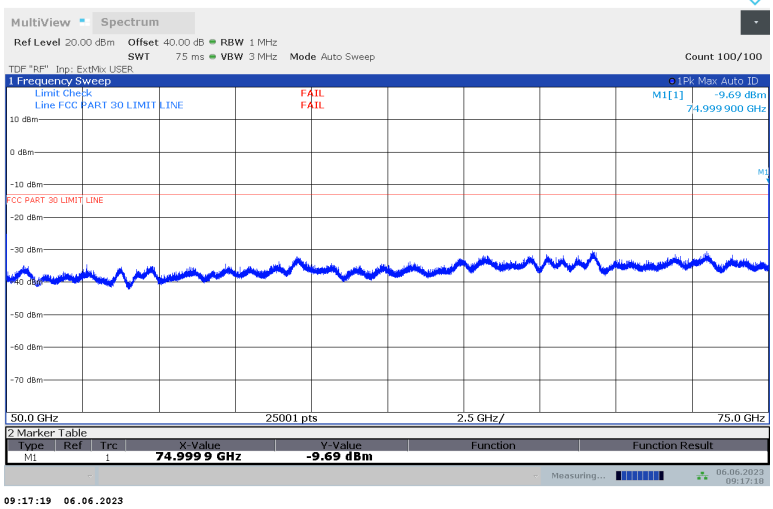

50 - 75 GHz, ANT M2 (Pre-scan using Pk Det.)
Vertical

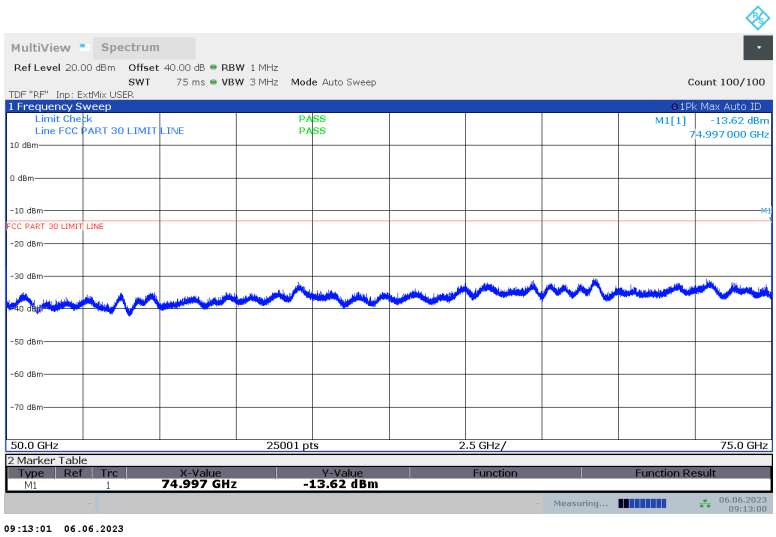

Emissions detected using Peak Detection at pre-scan. Avg EIRP was measured.

UL VERIFICATION SERVICES INC
47173 BENICIA STREET, FREMONT, CA 94538, USA TEL: (510) 319-4000 FAX: (510) 661-0888
This report shall not be reproduced except in full, without the written approval of UL Verification Services Inc.

50 - 75 GHz, ANT M3 (Pre-scan using Pk Det.)
Horizontal

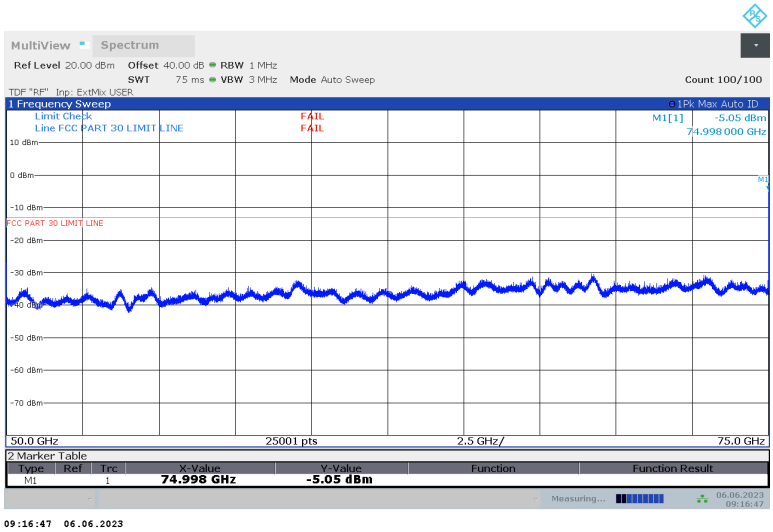

50 - 75 GHz, ANT M3 (Pre-scan using Pk Det.)
Vertical

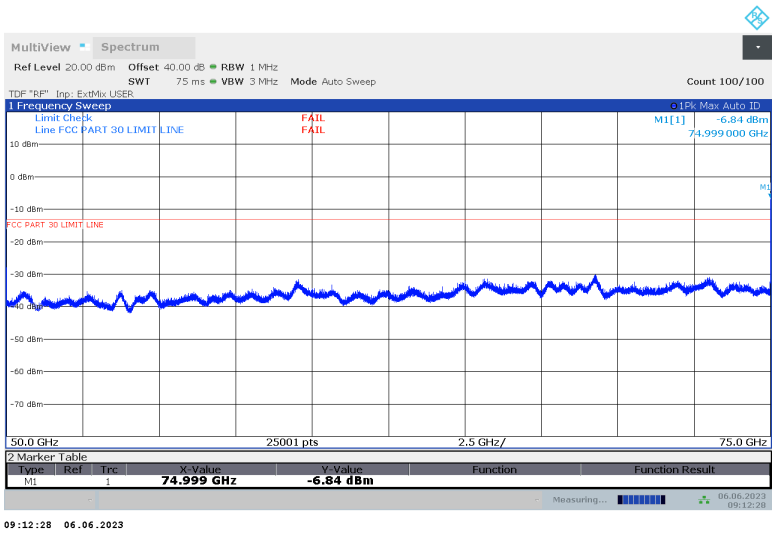

Emissions detected using Peak Detection at pre-scan. Avg EIRP or TRP was measured.

UL VERIFICATION SERVICES INC
47173 BENICIA STREET, FREMONT, CA 94538, USA TEL: (510) 319-4000 FAX: (510) 661-0888
This report shall not be reproduced except in full, without the written approval of UL Verification Services Inc.

50 - 75 GHz n258 SB2, 1CC

Antenna	Freq.	Meas. Distance	Rx Ant. Polarity	Corrected Avg EIRP	TRP	TRP Limit	Margin
	(GHz)	(m)	H/V	(dBm)	(dBm)	(dBm)	(dB)
M2	74.999	1.5	H	-15.95	--	-13	-2.95
M2	74.999	1.5	V	-35.00	--	-13	-22.00
M3	74.999	1.5	--	--	-18.97	-13	-5.97

UL VERIFICATION SERVICES INC
47173 BENICIA STREET, FREMONT, CA 94538, USA TEL: (510) 319-4000 FAX: (510) 661-0888
This report shall not be reproduced except in full, without the written approval of UL Verification Services Inc.

8.4.19. RSE n258 SB2 75 - 100 GHz

75 - 100 GHz, ANT M2 (Pre-scan using Pk Det.)
Horizontal

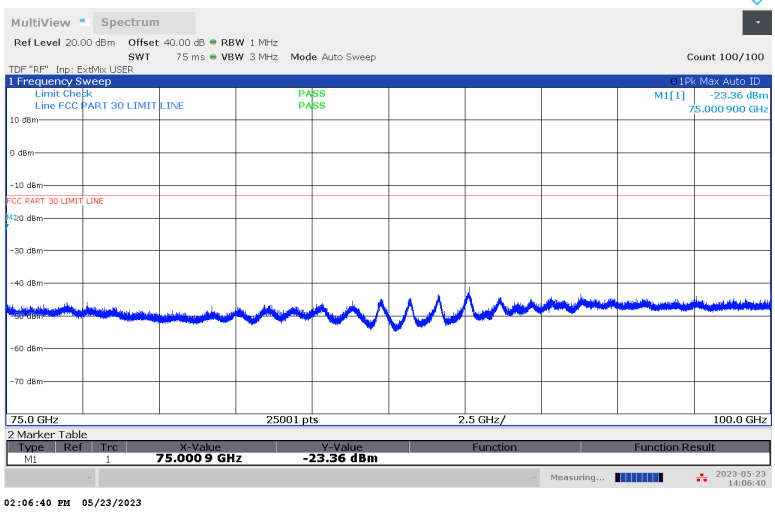

75 - 100 GHz, ANT M2 (Pre-scan using Pk Det.)
Vertical

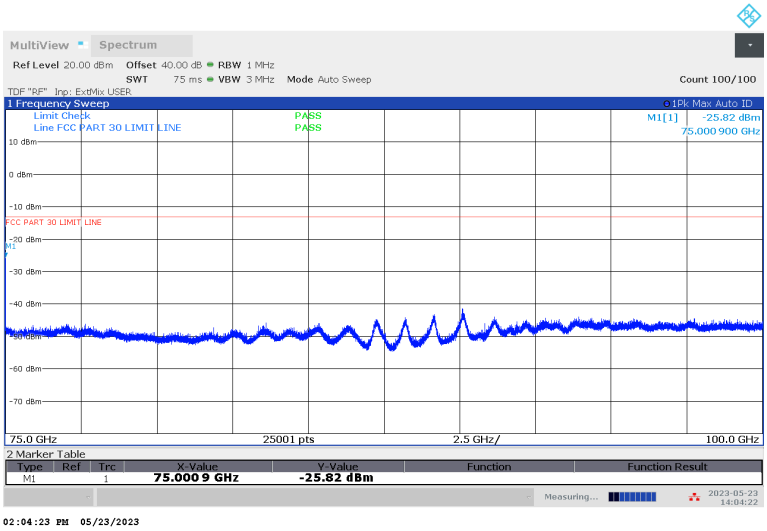

No emission detected using Peak Detection.

UL VERIFICATION SERVICES INC
47173 BENICIA STREET, FREMONT, CA 94538, USA TEL: (510) 319-4000 FAX: (510) 661-0888
This report shall not be reproduced except in full, without the written approval of UL Verification Services Inc.

75 - 100 GHz, ANT M3 (Pre-scan using Pk Det.)
Horizontal

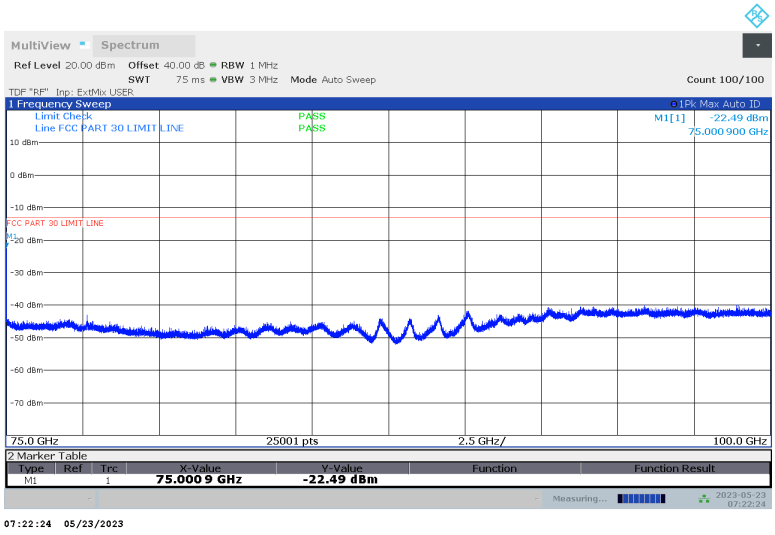

75 - 100 GHz, ANT M3 (Pre-scan using Pk Det.)
Vertical

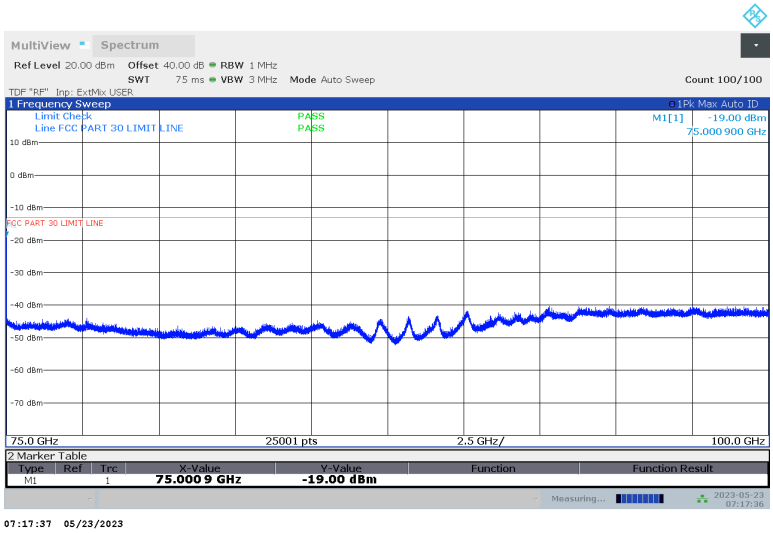

No emission detected using Peak Detection.

UL VERIFICATION SERVICES INC
47173 BENICIA STREET, FREMONT, CA 94538, USA TEL: (510) 319-4000 FAX: (510) 661-0888
This report shall not be reproduced except in full, without the written approval of UL Verification Services Inc.

8.4.20. RSE n261 30 – 1000 MHz

30 – 1000 MHz, ANT M2 (Pre-scan using Pk Det.)

Horizontal

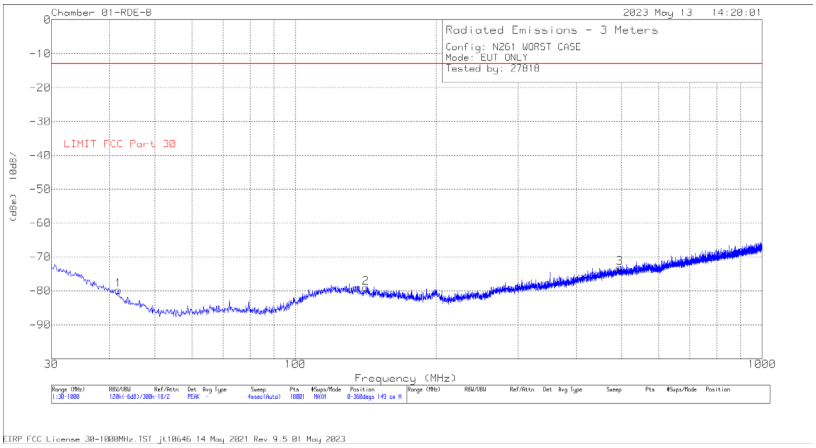

Vertical

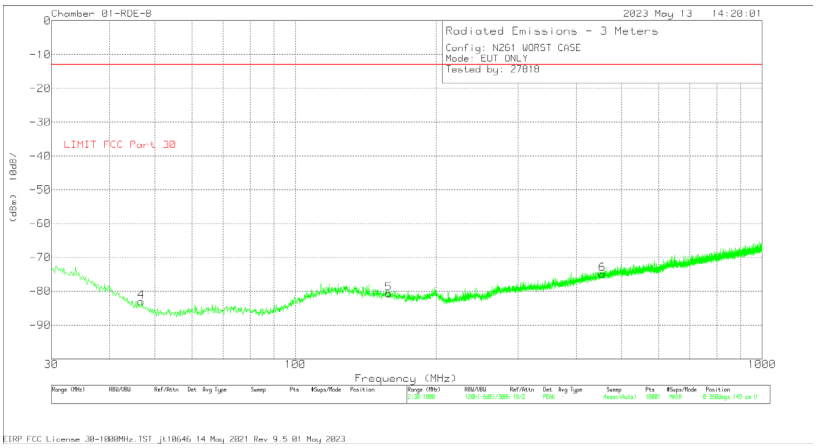

Trace Markers

Marker	Frequency (MHz)	Meter Reading (dBm)	Det	173997 ACF (dB/m)	Cbl/Amp (dB)	Unit Conversion (dB)	Corrected Reading (dBm)	FCC Part 30 TRP Limit (dBm)	Margin (dB)	Azimuth (Degs)	Height (cm)	Polarity
1	41.737	-78.82	Pk	18.4	-31	11.7	-79.72	-13	-66.72	0-360	149	H
4	46.781	-78.89	Pk	15.1	-31	11.7	-83.09	-13	-70.09	0-360	149	V
2	141.647	-79.21	Pk	18.8	-30.3	11.7	-79.01	-13	-66.01	0-360	149	H
5	158.622	-80.28	Pk	18.1	-30.2	11.7	-80.68	-13	-67.68	0-360	149	V
6	454.763	-80.58	Pk	22.9	-28.9	11.7	-74.88	-13	-61.88	0-360	149	V
3	495.212	-79.61	Pk	23.6	-28.9	11.7	-73.21	-13	-60.21	0-360	149	H

Pk - Peak detector

UL VERIFICATION SERVICES INC
47173 BENICIA STREET, FREMONT, CA 94538, USA TEL: (510) 319-4000 FAX: (510) 661-0888
This report shall not be reproduced except in full, without the written approval of UL Verification Services Inc.

30 – 1000 MHz, ANT M3 (Pre-scan using Pk Det.)

Horizontal

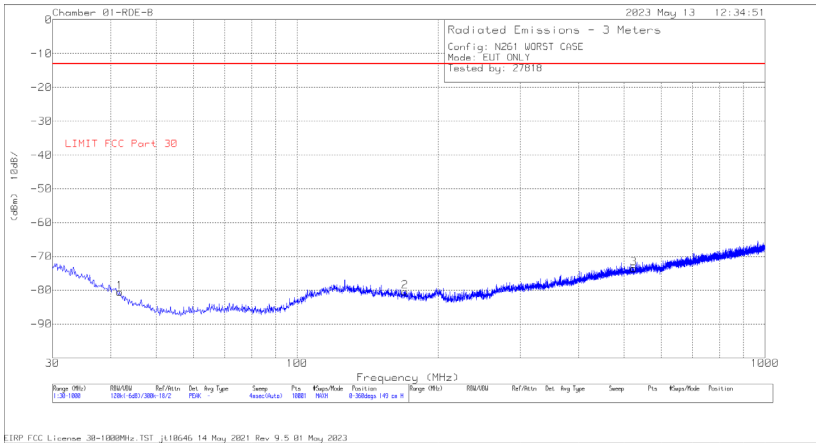

Vertical

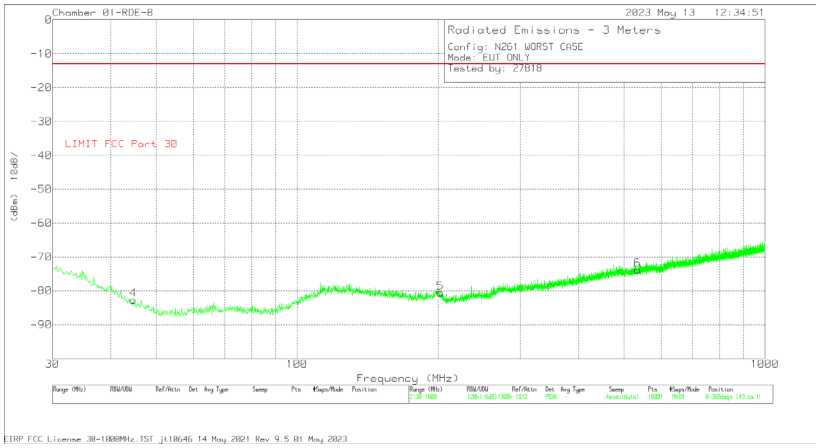

Trace Markers

Marker	Frequency (MHz)	Meter Reading (dBm)	Det	173997 ACF (dB/m)	Cbl/Amp (dB)	Unit Conversion (dB)	Corrected Reading (dBm)	FCC Part 30 TRP Limit (dBm)	Margin (dB)	Azimuth (Degs)	Height (cm)	Polarity
1	41.737	-79.64	Pk	18.4	-31	11.7	-80.54	-13	-67.54	0-360	149	H
4	44.647	-79.8	Pk	16.4	-31	11.7	-82.7	-13	-69.7	0-360	149	V
2	170.068	-79.49	Pk	17.5	-30.1	11.7	-80.39	-13	-67.39	0-360	149	H
5	202.466	-80.08	Pk	17.9	-30	11.7	-80.48	-13	-67.48	0-360	149	V
3	524.409	-80.23	Pk	23.8	-28.8	11.7	-73.53	-13	-60.53	0-360	149	H
6	534.206	-80.62	Pk	23.9	-28.7	11.7	-73.72	-13	-60.72	0-360	149	V

Pk - Peak detector

UL VERIFICATION SERVICES INC
47173 BENICIA STREET, FREMONT, CA 94538, USA TEL: (510) 319-4000 FAX: (510) 661-0888

This report shall not be reproduced except in full, without the written approval of UL Verification Services Inc.

8.4.21. RSE n261 1 - 18 GHz

1 – 18 GHz, ANT M2 (Pre-scan using Pk Det.)

Horizontal

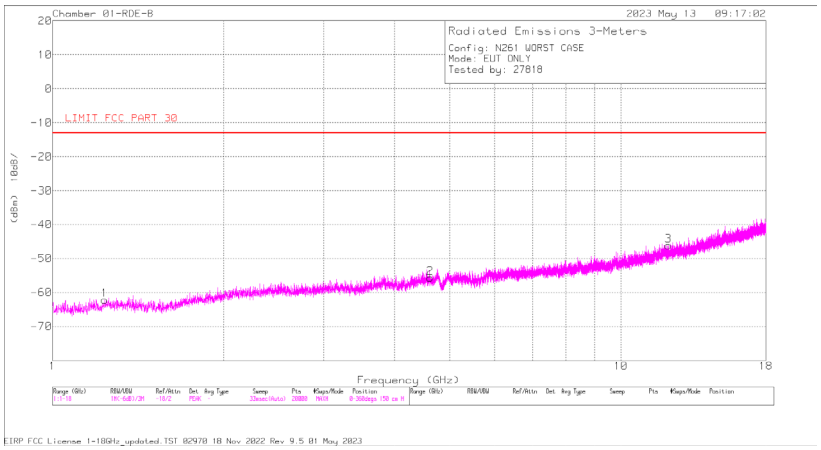

Vertical

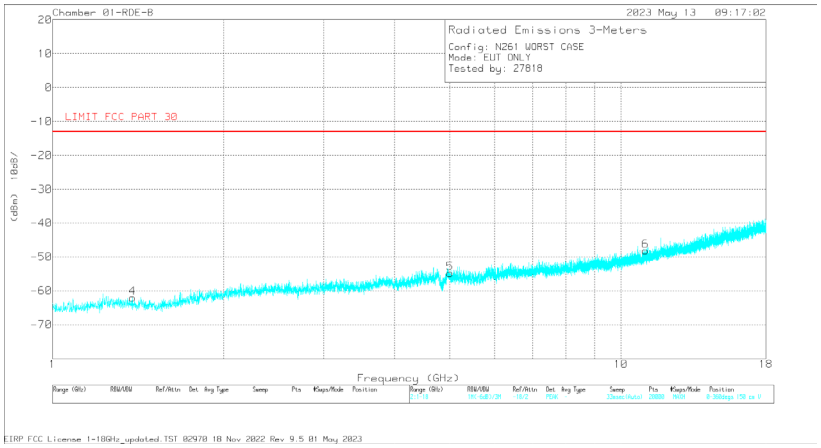

Trace Markers

Marker	Frequency (GHz)	Meter Reading (dBm)	Det	200786 ACF (dB)	Unit Conversion (dB)	Gain/Loss (dB)	Corrected Reading (dBm)	FCC Part 30 TRP Limit (dBm)	Margin (dB)	Azimuth (Degs)	Height (cm)	Polarity
1	1.234612	-67.1	Pk	28.4	11.7	-35.12	-62.12	-13	-49.12	0-360	150	H
4	1.382519	-66.81	Pk	28.3	11.7	-35.2	-62.01	-13	-49.01	0-360	150	V
2	4.619483	-71.42	Pk	34.3	11.7	-30.27	-55.69	-13	-42.69	0-360	150	H
5	5.003703	-69.84	Pk	34.4	11.7	-31.01	-54.75	-13	-41.75	0-360	150	V
6	11.057709	-74.15	Pk	37.8	11.7	-23.49	-48.14	-13	-35.14	0-360	150	V
3	12.116862	-74.65	Pk	38.8	11.7	-22.05	-46.2	-13	-33.2	0-360	150	H

Pk - Peak detector

UL VERIFICATION SERVICES INC
47173 BENICIA STREET, FREMONT, CA 94538, USA TEL: (510) 319-4000 FAX: (510) 661-0888
This report shall not be reproduced except in full, without the written approval of UL Verification Services Inc.

1 – 18 GHz, ANT M3 (Pre-scan using Pk Det.)

Horizontal

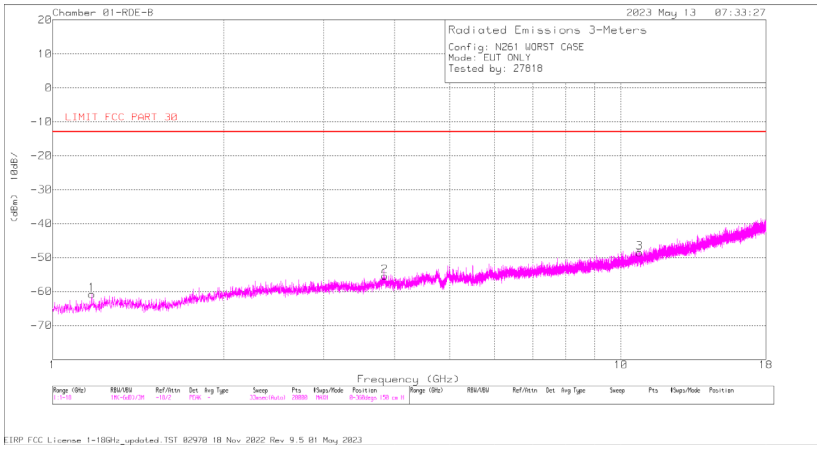

Vertical

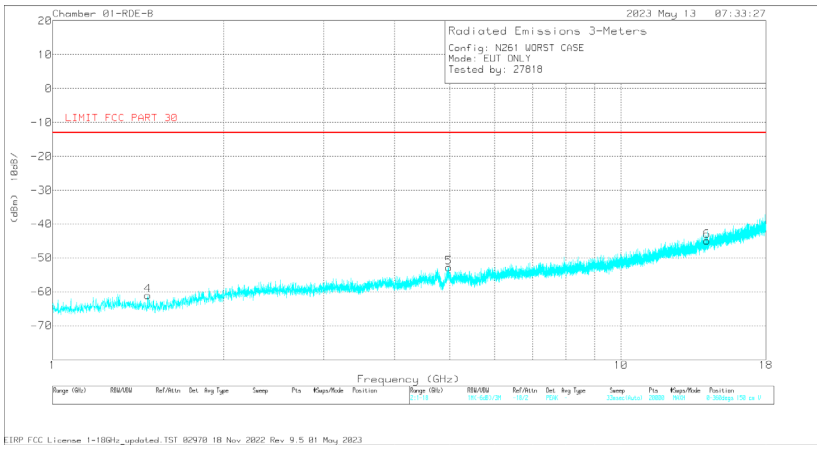

Trace Markers

Marker	Frequency (GHz)	Meter Reading (dBm)	Det	200786 ACF (dB)	Unit Conversion (dB)	Gain/Loss (dB)	Corrected Reading (dBm)	FCC Part 30 TRP Limit (dBm)	Margin (dB)	Azimuth (Degs)	Height (cm)	Polarity
1	1.172559	-65.24	Pk	27.9	11.7	-35.11	-60.75	-13	-47.75	0-360	150	H
4	1.470924	-65.4	Pk	27.9	11.7	-35.19	-60.99	-13	-47.99	0-360	150	V
2	3.845944	-68.06	Pk	33.4	11.7	-32.41	-55.37	-13	-42.37	0-360	150	H
5	4.979051	-67.67	Pk	34.3	11.7	-31.12	-52.79	-13	-39.79	0-360	150	V
3	10.783995	-74.04	Pk	37.7	11.7	-23.84	-48.48	-13	-35.48	0-360	150	H
6	14.175667	-75.41	Pk	39.2	11.7	-20.38	-44.89	-13	-31.89	0-360	150	V

Pk - Peak detector

UL VERIFICATION SERVICES INC
47173 BENICIA STREET, FREMONT, CA 94538, USA TEL: (510) 319-4000 FAX: (510) 661-0888
This report shall not be reproduced except in full, without the written approval of UL Verification Services Inc.

8.4.22. RSE n261 18 - 26.5 GHz

18 - 26.5 GHz, ANT M2 (Pre-scan using Pk Det.)
Horizontal

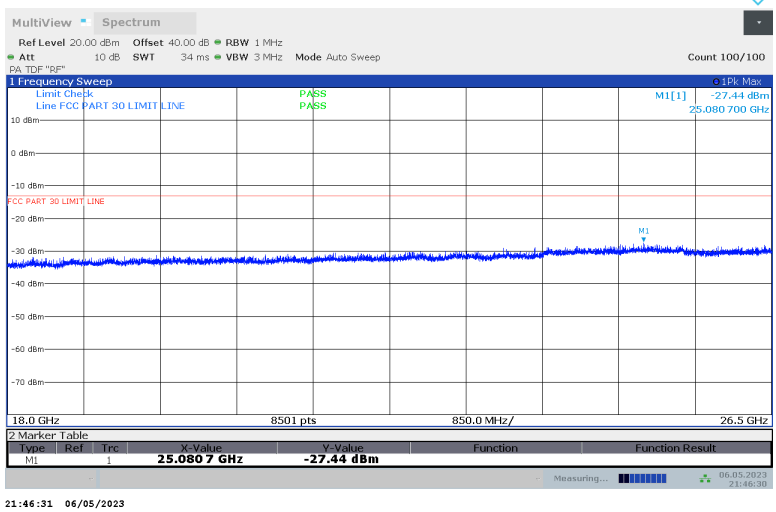

18 - 26.5 GHz, ANT M2 (Pre-scan using Pk Det.)
Vertical

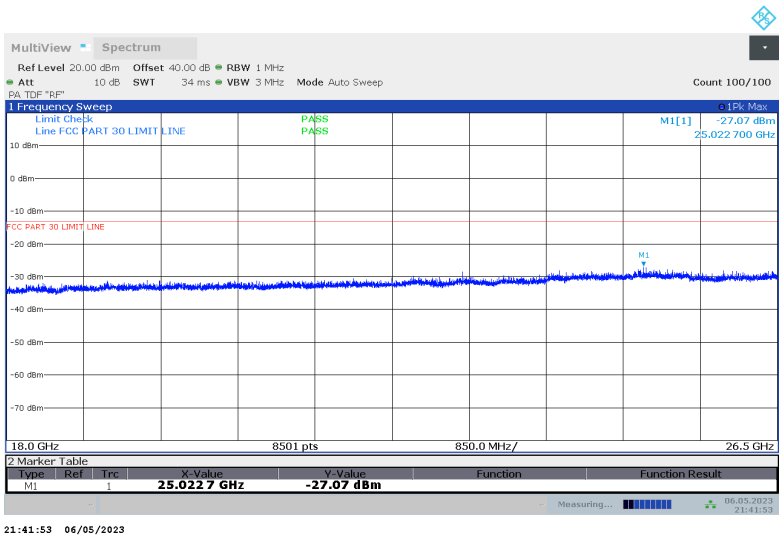

No emission detected using Peak Detection.

UL VERIFICATION SERVICES INC
47173 BENICIA STREET, FREMONT, CA 94538, USA TEL: (510) 319-4000 FAX: (510) 661-0888
This report shall not be reproduced except in full, without the written approval of UL Verification Services Inc.

18 - 26.5 GHz, ANT M3 (Pre-scan using Pk Det.)
Horizontal

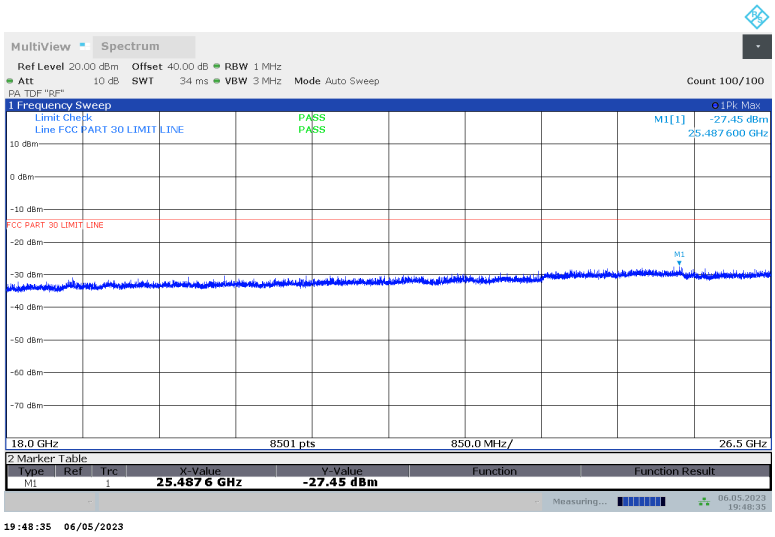

18 - 26.5 GHz, ANT M3 (Pre-scan using Pk Det.)
Vertical

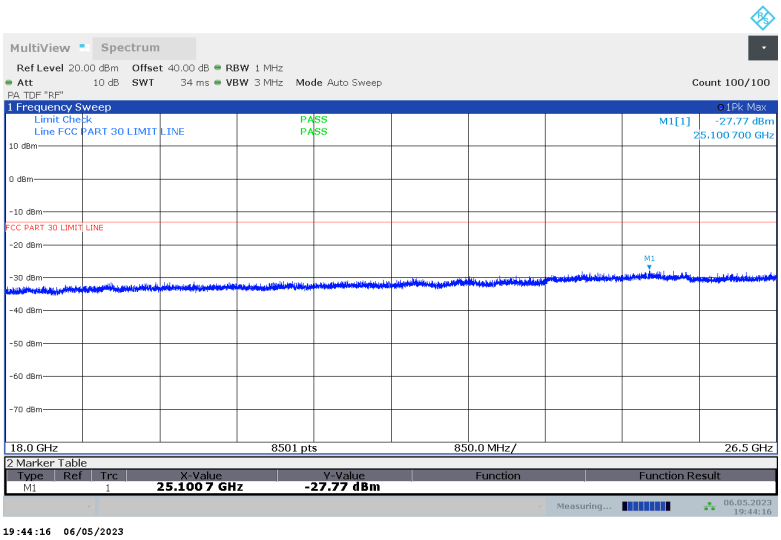

No emission detected using Peak Detection.

UL VERIFICATION SERVICES INC
47173 BENICIA STREET, FREMONT, CA 94538, USA TEL: (510) 319-4000 FAX: (510) 661-0888
This report shall not be reproduced except in full, without the written approval of UL Verification Services Inc.

Simultaneous Transmission: 5.8 GHz Wifi + n261 Band

18 - 26.5 GHz, ANT M3 (Pre-scan using Pk Det.)
Horizontal

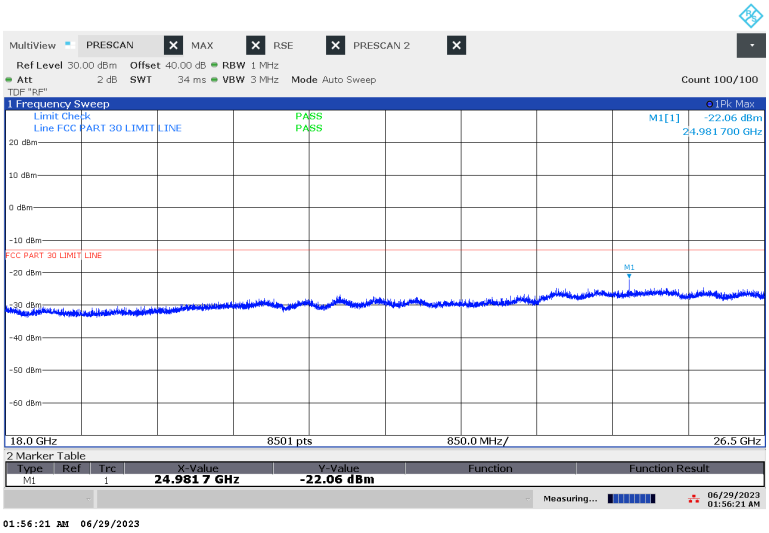

18 - 26.5 GHz, ANT M3 (Pre-scan using Pk Det.)
Vertical

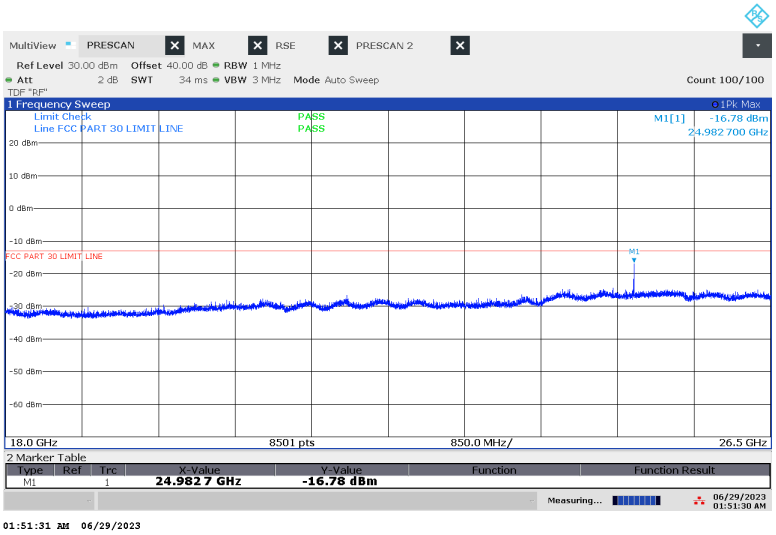

Emissions detected using Peak Detection at pre-scan. Avg EIRP was measured.

UL VERIFICATION SERVICES INC
47173 BENICIA STREET, FREMONT, CA 94538, USA TEL: (510) 319-4000 FAX: (510) 661-0888
This report shall not be reproduced except in full, without the written approval of UL Verification Services Inc.

18 - 26.5 GHz, 5.8 GHz Wifi + n261

Antenna	Freq.	Meas. Distance	Rx Ant. Polarity	Corrected Avg EIRP	TRP Limit	Margin
	(GHz)	(m)	H/V	(dBm)	(dBm)	(dB)
M3	24.982	3	H	-29.17	-13	-16.17
M3	24.982	3	V	-19.76	-13	-6.76

UL VERIFICATION SERVICES INC
47173 BENICIA STREET, FREMONT, CA 94538, USA TEL: (510) 319-4000 FAX: (510) 661-0888
This report shall not be reproduced except in full, without the written approval of UL Verification Services Inc.

8.4.23. RSE n261 26.5 - 27.5 GHz

Note: 27.5 - 28.35 GHz covered by Fundamental and BE measurements.

26.5 - 27.5 GHz, ANT M2, 1CC (Pre-scan using Pk Det.)
Horizontal

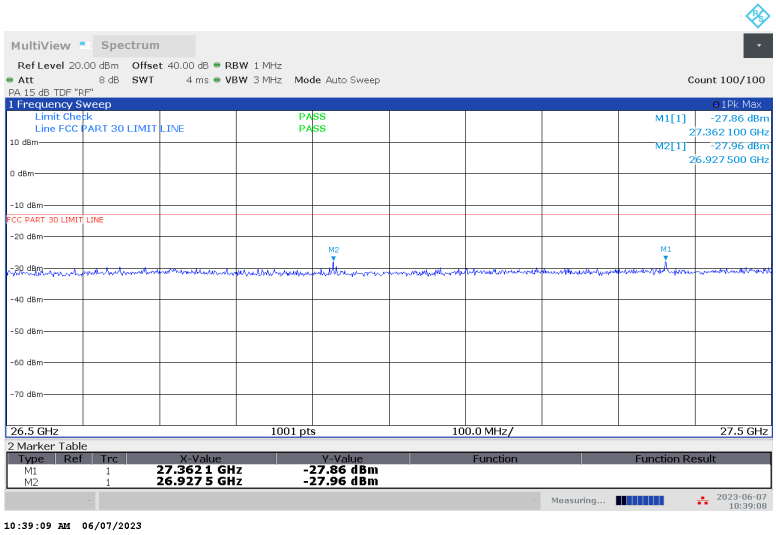

26.5 - 27.5 GHz, ANT M2, 1CC (Pre-scan using Pk Det.)
Vertical

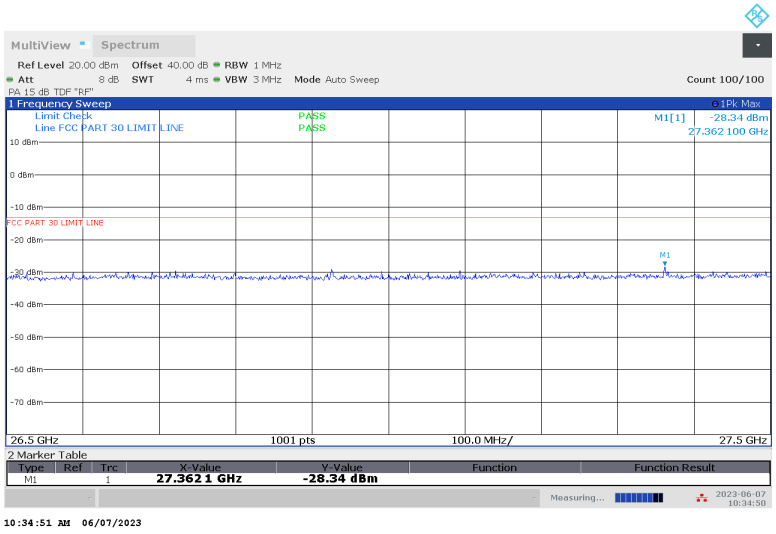

Emissions detected using Peak Detection at pre-scan. Avg EIRP was measured.

UL VERIFICATION SERVICES INC
47173 BENICIA STREET, FREMONT, CA 94538, USA TEL: (510) 319-4000 FAX: (510) 661-0888
This report shall not be reproduced except in full, without the written approval of UL Verification Services Inc.

26.5 - 27.5 GHz, ANT M3, 1CC (Pre-scan using Pk Det.)
Horizontal

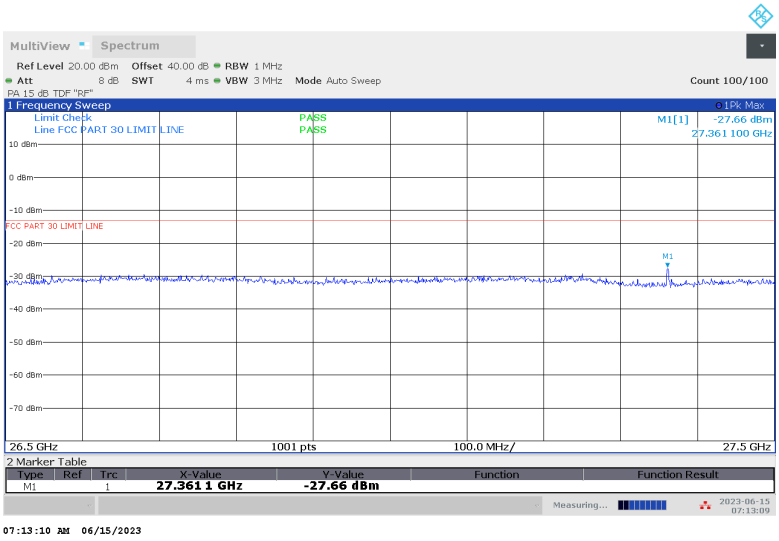

26.5 - 27.5 GHz, ANT M3, 1CC (Pre-scan using Pk Det.)
Vertical

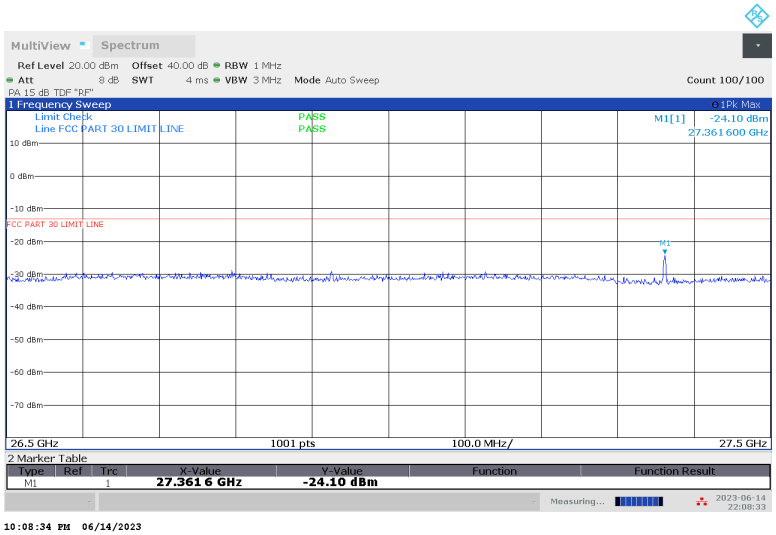

Emissions detected using Peak Detection at pre-scan. Avg EIRP was measured.

UL VERIFICATION SERVICES INC
47173 BENICIA STREET, FREMONT, CA 94538, USA TEL: (510) 319-4000 FAX: (510) 661-0888
This report shall not be reproduced except in full, without the written approval of UL Verification Services Inc.

26.5 - 27.5 GHz n261, 1CC

Antenna	Freq.	Meas. Distance	Rx Ant. Polarity	Corrected Avg EIRP	TRP Limit	Margin
	(GHz)	(m)	H/V	(dBm)	(dBm)	(dB)
M2	27.361	3	H	-33.96	-13	-20.96
M2	27.361	3	V	-33.19	-13	-20.19
M2	26.926	3	H	-35.93	-13	-22.93
M2	26.926	3	V	-38.78	-13	-25.78
M3	27.361	3	H	-26.57	-13	-13.57
M3	27.361	3	V	-30.50	-13	-17.50

UL VERIFICATION SERVICES INC
47173 BENICIA STREET, FREMONT, CA 94538, USA TEL: (510) 319-4000 FAX: (510) 661-0888
This report shall not be reproduced except in full, without the written approval of UL Verification Services Inc.

26.5 – 27.5 GHz n261, 2CC

26.5 - 27.5 GHz, ANT M2, 2CC (Pre-scan using Pk Det.)

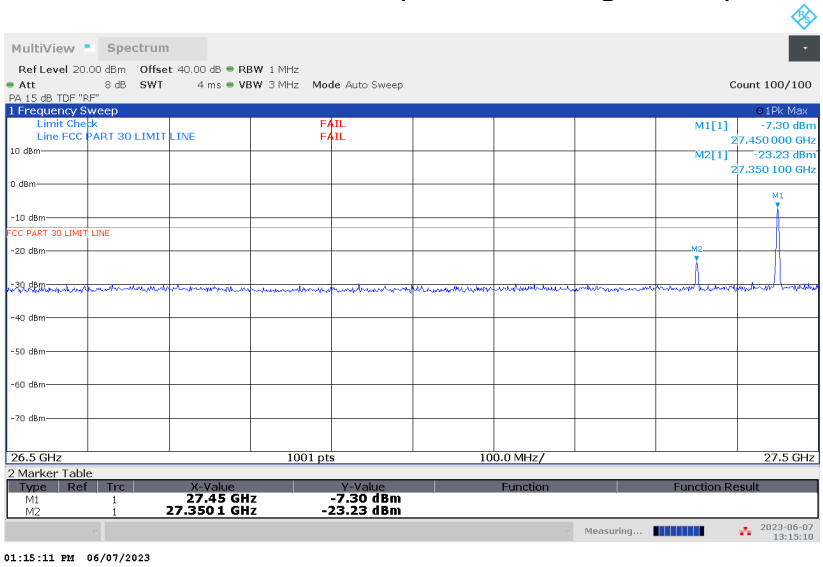

Worst case configuration:
SISO-DUAL_QPSK_(100 MHz + 100 MHz)_Low CH_RB Offset 1/32 (1RB-M)

Emissions detected using Peak Detection at pre-scan. Avg EIRP was measured.

All emissions were investigated, and the highest emission was reported.

Antenna	Freq.	Meas. Distance	Rx Ant. Polarity	Corrected Avg EIRP	TRP Limit	Margin
	(GHz)	(m)	H/V	(dBm)	(dBm)	(dB)
M2	27.449	3	--	-16.00	-13	-3.00

UL VERIFICATION SERVICES INC
47173 BENICIA STREET, FREMONT, CA 94538, USA TEL: (510) 319-4000 FAX: (510) 661-0888
This report shall not be reproduced except in full, without the written approval of UL Verification Services Inc.

26.5 - 27.5 GHz, ANT M3, 2CC (Pre-scan using Pk Det.)

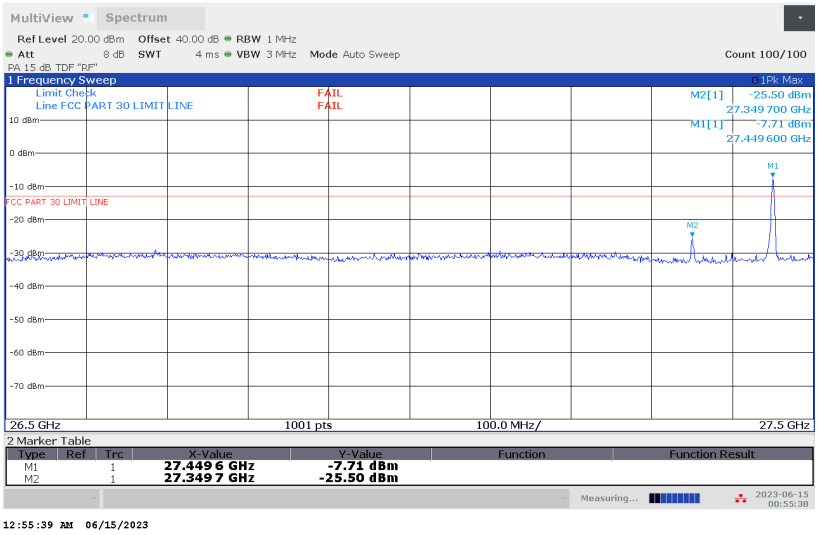

Worst case configuration:
SISO-DUAL_QPSK_(100 MHz + 100 MHz)_Low CH_RB Offset 1/32 (1RB-M)

Emissions detected using Peak Detection at pre-scan. Avg EIRP was measured.

All emissions were investigated, and the highest emission was reported.

Antenna	Freq.	Meas. Distance	Rx Ant. Polarity	Corrected Avg EIRP	TRP Limit	Margin
	(GHz)	(m)	H/V	(dBm)	(dBm)	(dB)
M3	27.449	3	--	-13.39	-13	-0.39

UL VERIFICATION SERVICES INC
47173 BENICIA STREET, FREMONT, CA 94538, USA TEL: (510) 319-4000 FAX: (510) 661-0888
This report shall not be reproduced except in full, without the written approval of UL Verification Services Inc.

26.5 – 27.5 GHz n261, 3CC

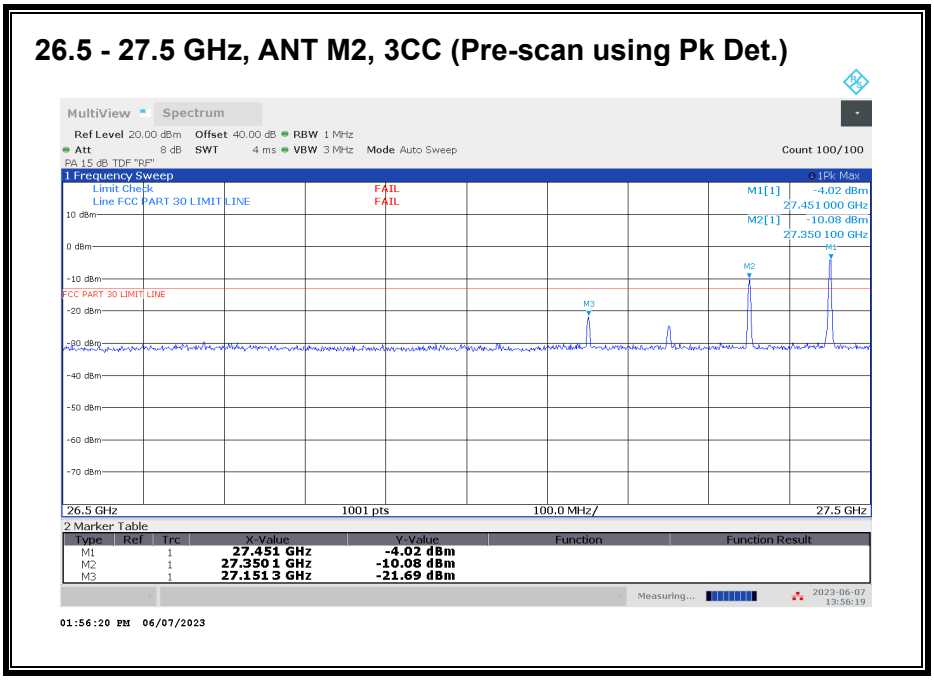

Worst case configuration:
SISO-DUAL_QPSK_(100 MHz + 100 MHz+ 100 MHz)_Low CH_RB Offset 1/32 (1RB-M)

Emissions detected using Peak Detection at pre-scan. Avg EIRP was measured.

All emissions were investigated, and the highest emission was reported.

Antenna	Freq.	Meas. Distance	Rx Ant. Polarity	Corrected Avg EIRP	TRP Limit	Margin
	(GHz)	(m)	H/V	(dBm)	(dBm)	(dB)
M2	27.449	3	--	-14.29	-13	-1.29

UL VERIFICATION SERVICES INC
47173 BENICIA STREET, FREMONT, CA 94538, USA TEL: (510) 319-4000 FAX: (510) 661-0888
This report shall not be reproduced except in full, without the written approval of UL Verification Services Inc.

26.5 - 27.5 GHz, ANT M3, 3CC (Pre-scan using Pk Det.)

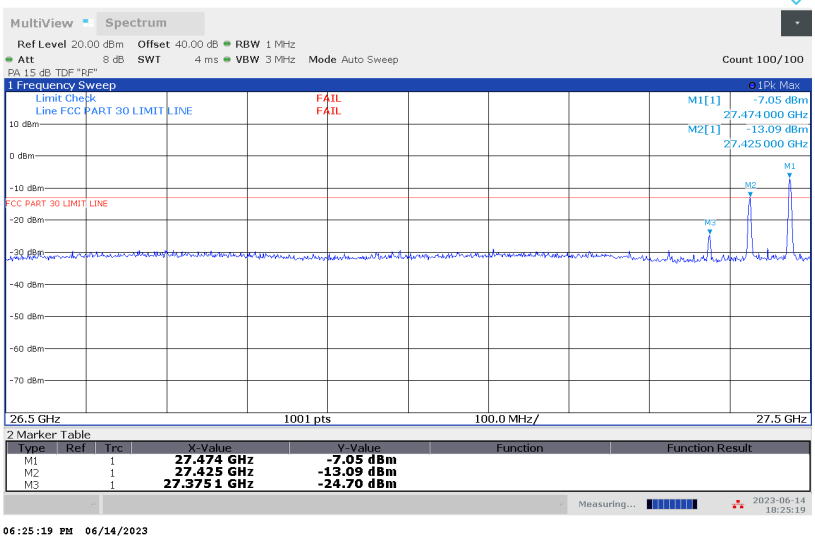

Worst case configuration:
SISO-DUAL_QPSK_(50 MHz + 50 MHz+ 50 MHz)_Low CH_RB Offset 1/15 (1RB-M)

Emissions detected using Peak Detection at pre-scan. Avg EIRP was measured.

All emissions were investigated, and the highest emission was reported.

Antenna	Freq.	Meas. Distance	Rx Ant. Polarity	Corrected Avg EIRP	TRP Limit	Margin
	(GHz)	(m)	H/V	(dBm)	(dBm)	(dB)
M3	27.474	3	--	-13.12	-13	-0.12

UL VERIFICATION SERVICES INC
47173 BENICIA STREET, FREMONT, CA 94538, USA TEL: (510) 319-4000 FAX: (510) 661-0888
This report shall not be reproduced except in full, without the written approval of UL Verification Services Inc.

26.5 – 27.5 GHz n261, 4CC

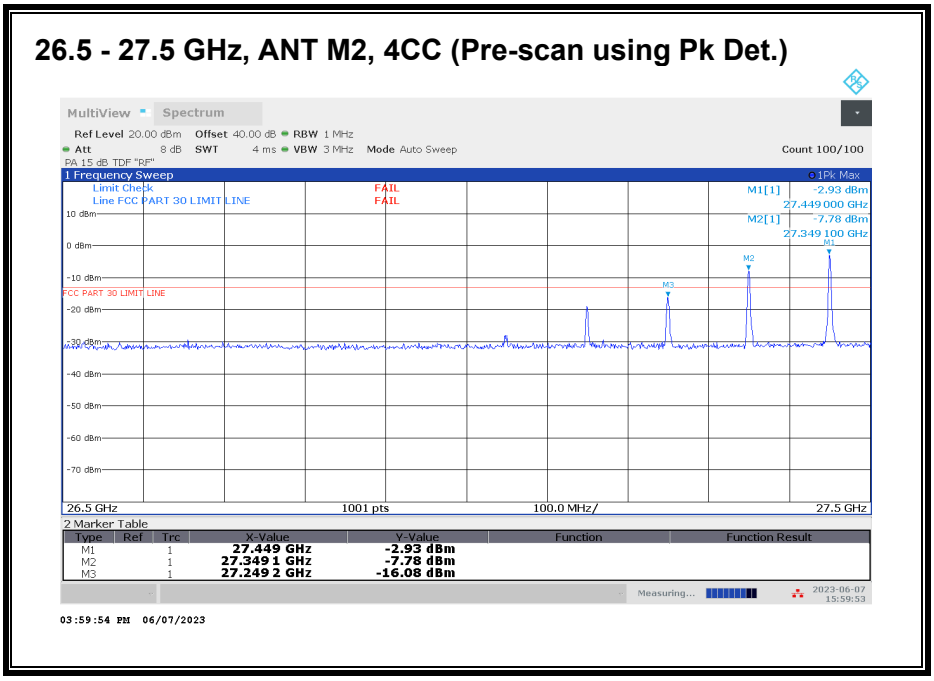

Worst case configuration:
SISO-DUAL_QPSK_(100 MHz + 100 MHz+ 100 MHz+ 100 MHz)_Low CH_RB Offset 1/32 (1RB-M)

Emissions detected using Peak Detection at pre-scan. Avg EIRP was measured.

All emissions were investigated, and the highest emission was reported.

Antenna	Freq.	Meas. Distance	Rx Ant. Polarity	Corrected Avg EIRP	TRP Limit	Margin
	(GHz)	(m)	H/V	(dBm)	(dBm)	(dB)
M2	27.449	3	--	-13.93	-13	-0.93

UL VERIFICATION SERVICES INC
47173 BENICIA STREET, FREMONT, CA 94538, USA TEL: (510) 319-4000 FAX: (510) 661-0888
This report shall not be reproduced except in full, without the written approval of UL Verification Services Inc.

26.5 - 27.5 GHz, ANT M3, 4CC (Pre-scan using Pk Det.)

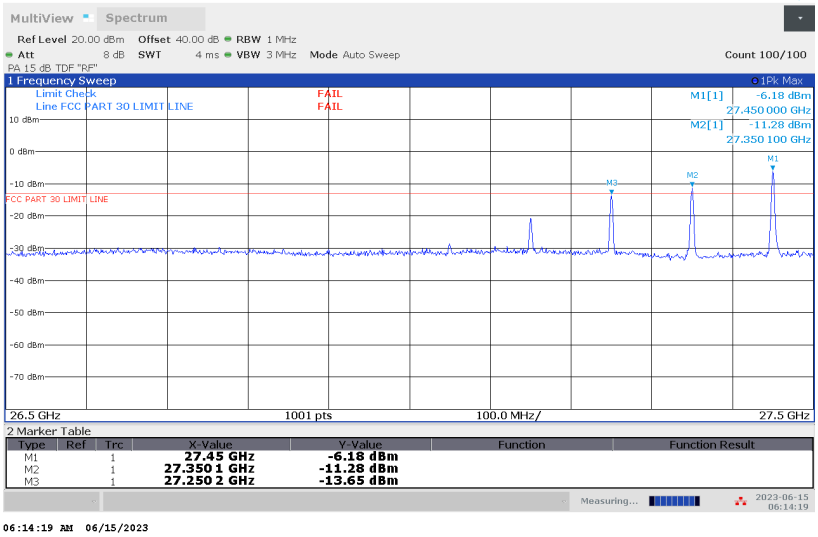

Worst case configuration:
SISO-DUAL_QPSK_(100 MHz + 100 MHz+ 100 MHz+ 100 MHz)_Low CH_RB Offset 1/32 (1RB-M)

Emissions detected using Peak Detection at pre-scan. Avg EIRP or TRP was measured.

All emissions were investigated, and the highest emission was reported.

Antenna	Freq.	Meas. Distance	Rx Ant. Polarity	TRP	TRP Limit	Margin
	(GHz)	(m)	H/V	(dBm)	(dBm)	(dB)
M3	27.449	3	--	-20.63	-13	-7.63

UL VERIFICATION SERVICES INC
47173 BENICIA STREET, FREMONT, CA 94538, USA TEL: (510) 319-4000 FAX: (510) 661-0888
This report shall not be reproduced except in full, without the written approval of UL Verification Services Inc.

8.4.24. RSE n261 28.35 - 29 GHz

Note: 27.5 - 28.35 GHz covered by Fundamental and BE measurements.

28.35 - 29 GHz, ANT M2, 1CC (Pre-scan using Pk Det.)
Horizontal

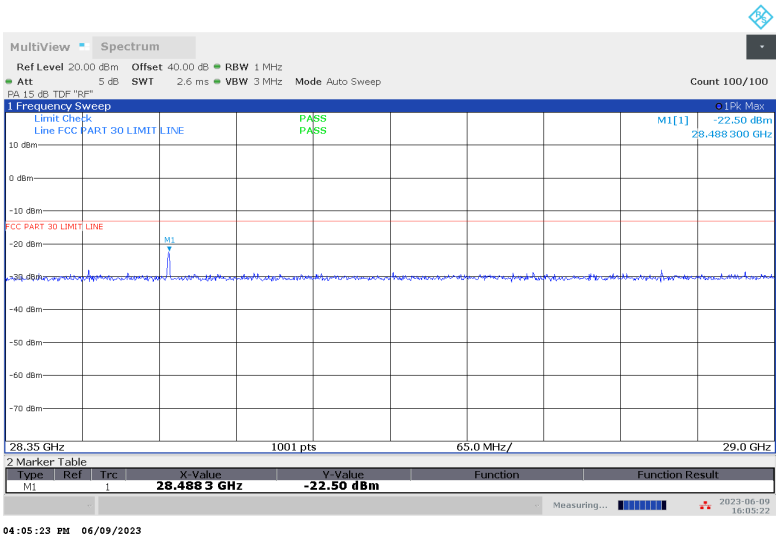

28.35 - 29 GHz, ANT M2, 1CC (Pre-scan using Pk Det.)
Vertical

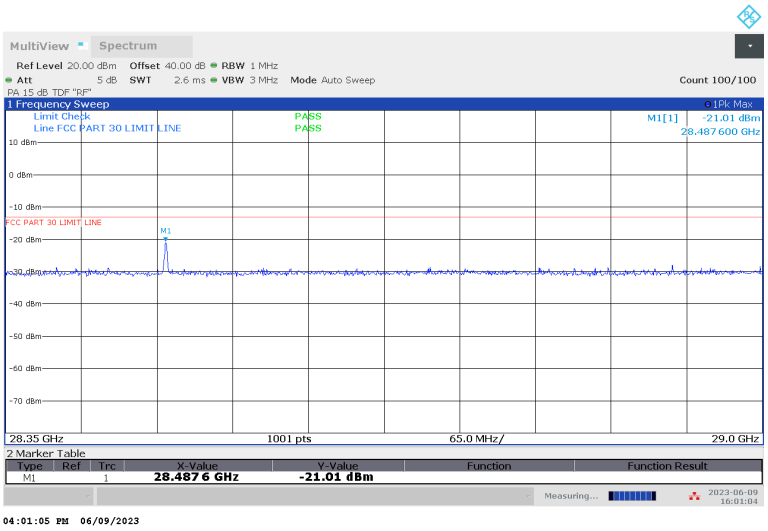

Emissions detected using Peak Detection at pre-scan. Avg EIRP was measured.

UL VERIFICATION SERVICES INC
47173 BENICIA STREET, FREMONT, CA 94538, USA TEL: (510) 319-4000 FAX: (510) 661-0888
This report shall not be reproduced except in full, without the written approval of UL Verification Services Inc.

28.35 - 29 GHz, ANT M3, 1CC (Pre-scan using Pk Det.)
Horizontal

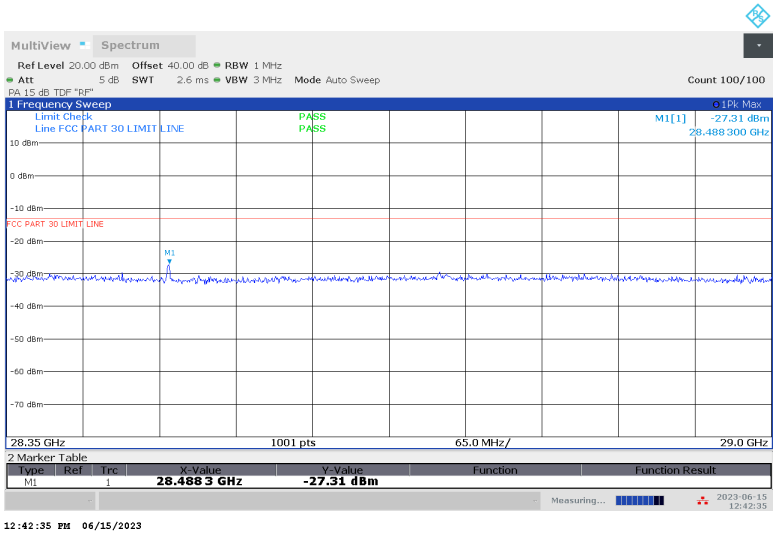

28.35 - 29 GHz, ANT M3, 1CC (Pre-scan using Pk Det.)
Vertical

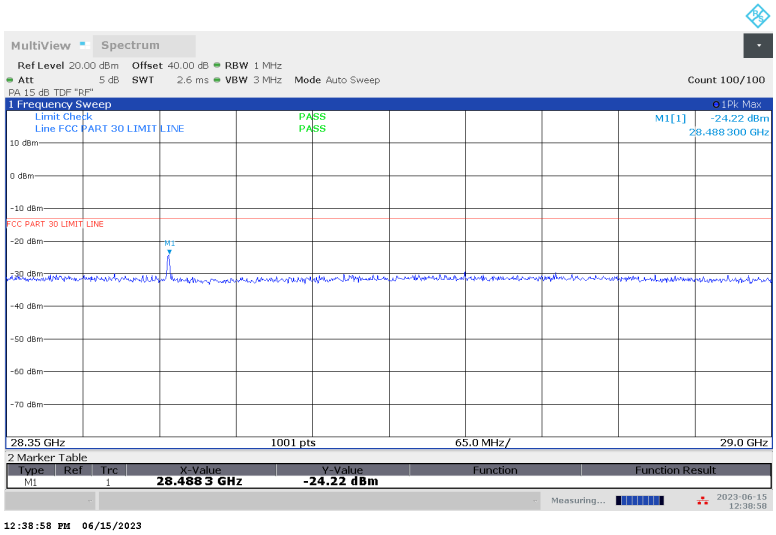

Emissions detected using Peak Detection at pre-scan. Avg EIRP was measured.

UL VERIFICATION SERVICES INC
47173 BENICIA STREET, FREMONT, CA 94538, USA TEL: (510) 319-4000 FAX: (510) 661-0888
This report shall not be reproduced except in full, without the written approval of UL Verification Services Inc.

28.35 - 29 GHz n261, 1CC

Antenna	Freq.	Meas. Distance	Rx Ant. Polarity	Corrected Avg EIRP	TRP Limit	Margin
	(GHz)	(m)	H/V	(dBm)	(dBm)	(dB)
M2	28.487	3	H	-37.51	-13	-24.51
M2	28.487	3	V	-29.66	-13	-16.66
M3	28.487	3	H	-37.44	-13	-24.44
M3	28.487	3	V	-28.9	-13	-15.90

UL VERIFICATION SERVICES INC
47173 BENICIA STREET, FREMONT, CA 94538, USA TEL: (510) 319-4000 FAX: (510) 661-0888
This report shall not be reproduced except in full, without the written approval of UL Verification Services Inc.

28.35 - 29 GHz n261, 2CC

28.35 - 29 GHz, ANT M2, 2CC (Pre-scan using Pk Det.)

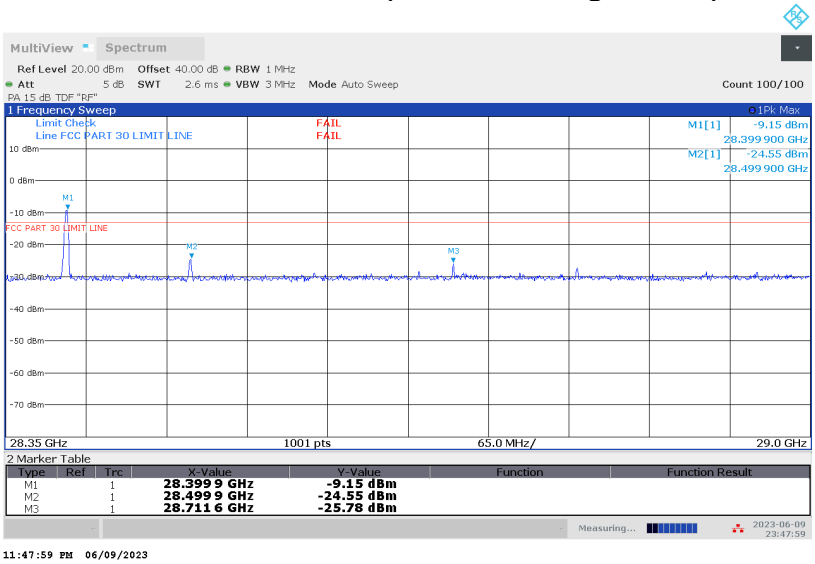

Worst case configuration:
SISO-DUAL_QPSK_(100 MHz + 100 MHz)_High CH_RB Offset 1/32 (1RB-M)

Emissions detected using Peak Detection at pre-scan. Avg EIRP was measured.

All emissions were investigated, and the highest emission was reported.

Antenna	Freq.	Meas. Distance	Rx Ant. Polarity	Corrected Avg EIRP	TRP Limit	Margin
	(GHz)	(m)	H/V	(dBm)	(dBm)	(dB)
M2	28.399	3	--	-20.80	-13	-7.80

UL VERIFICATION SERVICES INC
47173 BENICIA STREET, FREMONT, CA 94538, USA TEL: (510) 319-4000 FAX: (510) 661-0888
This report shall not be reproduced except in full, without the written approval of UL Verification Services Inc.

28.35 - 29 GHz, ANT M3, 2CC (Pre-scan using Pk Det.)

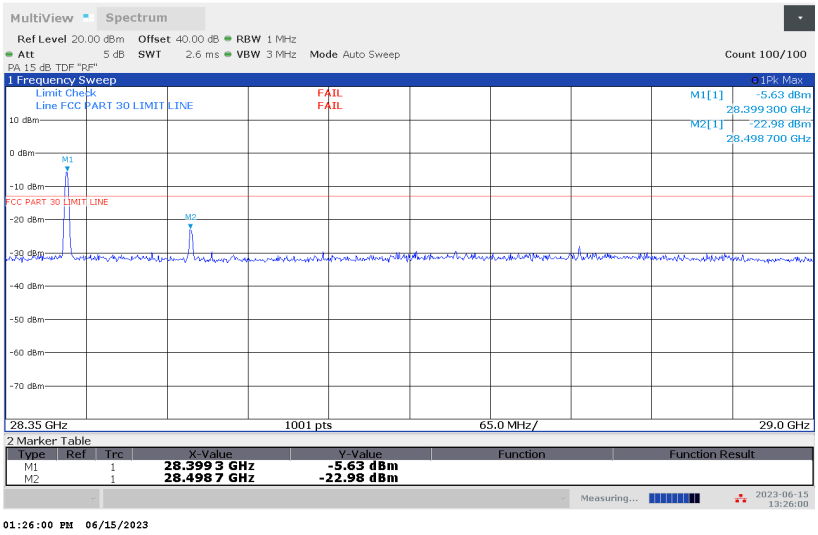

Worst case configuration:
SISO-DUAL_QPSK_(100 MHz + 100 MHz)_High CH_RB Offset 1/32 (1RB-M)

Emissions detected using Peak Detection at pre-scan. Avg EIRP was measured.

All emissions were investigated, and the highest emission was reported.

Antenna	Freq.	Meas. Distance	Rx Ant. Polarity	Corrected Avg EIRP	TRP Limit	Margin
	(GHz)	(m)	H/V	(dBm)	(dBm)	(dB)
M3	28.399	3	--	-13.42	-13	-0.42

UL VERIFICATION SERVICES INC
47173 BENICIA STREET, FREMONT, CA 94538, USA TEL: (510) 319-4000 FAX: (510) 661-0888
This report shall not be reproduced except in full, without the written approval of UL Verification Services Inc.

28.35 - 29 GHz n261, 3CC

28.35 - 29 GHz, ANT M2, 3CC (Pre-scan using Pk Det.)

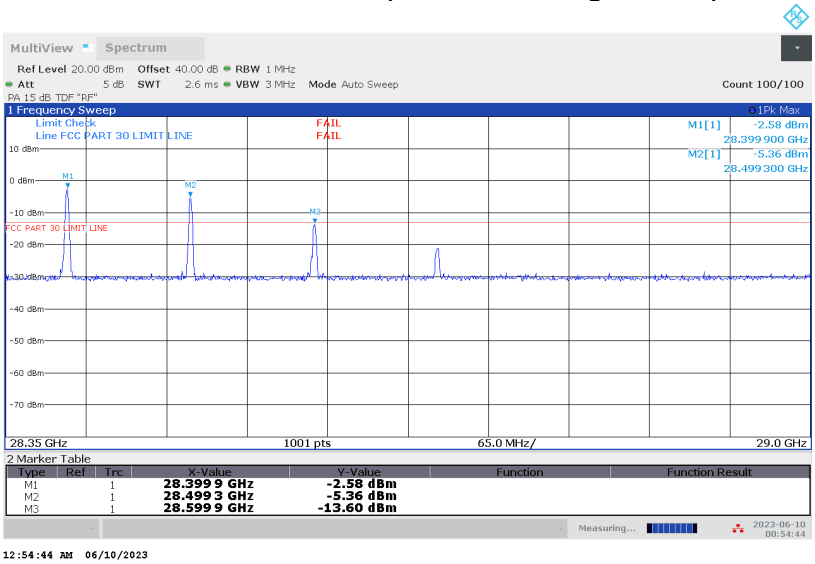

Worst case configuration:
SISO-DUAL_QPSK_(100 MHz + 100 MHz+ 100 MHz)_High CH_RB Offset 1/32 (1RB-M)

Emissions detected using Peak Detection at pre-scan. Avg EIRP was measured.

All emissions were investigated, and the highest emission was reported.

Antenna	Freq.	Meas. Distance	Rx Ant. Polarity	Corrected Avg EIRP	TRP Limit	Margin
	(GHz)	(m)	H/V	(dBm)	(dBm)	(dB)
M2	28.399	3	--	-20.03	-13	-7.03

UL VERIFICATION SERVICES INC
47173 BENICIA STREET, FREMONT, CA 94538, USA TEL: (510) 319-4000 FAX: (510) 661-0888
This report shall not be reproduced except in full, without the written approval of UL Verification Services Inc.

28.35 - 29 GHz, ANT M3, 3CC (Pre-scan using Pk Det.)

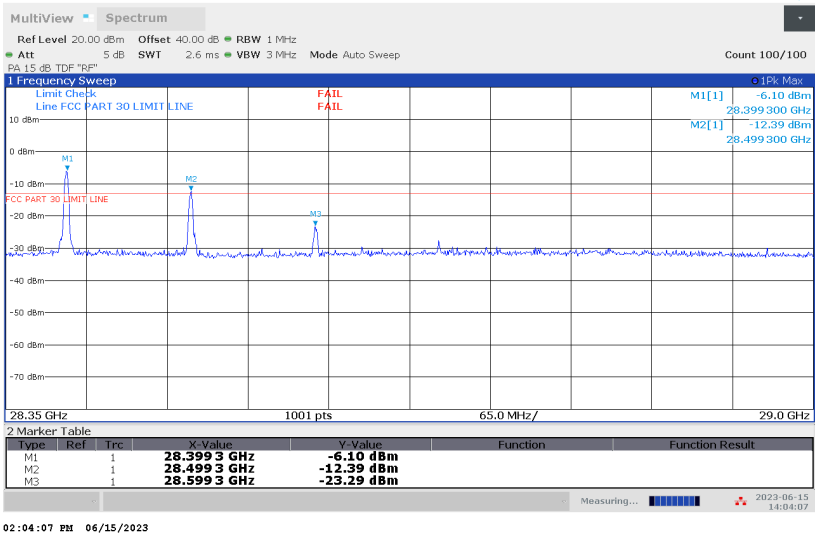

Worst case configuration:
SISO-DUAL_QPSK_(100 MHz + 100 MHz+ 100 MHz)_High CH_RB Offset 1/32 (1RB-M)

Emissions detected using Peak Detection at pre-scan. Avg EIRP was measured.

All emissions were investigated, and the highest emission was reported.

Antenna	Freq.	Meas. Distance	Rx Ant. Polarity	Corrected Avg EIRP	TRP Limit	Margin
	(GHz)	(m)	H/V	(dBm)	(dBm)	(dB)
M3	28.399	3	--	-13.29	-13	-0.29

UL VERIFICATION SERVICES INC
47173 BENICIA STREET, FREMONT, CA 94538, USA TEL: (510) 319-4000 FAX: (510) 661-0888
This report shall not be reproduced except in full, without the written approval of UL Verification Services Inc.

28.35 - 29 GHz n261, 4CC

28.35 - 29 GHz, ANT M2, 4CC (Pre-scan using Pk Det.)

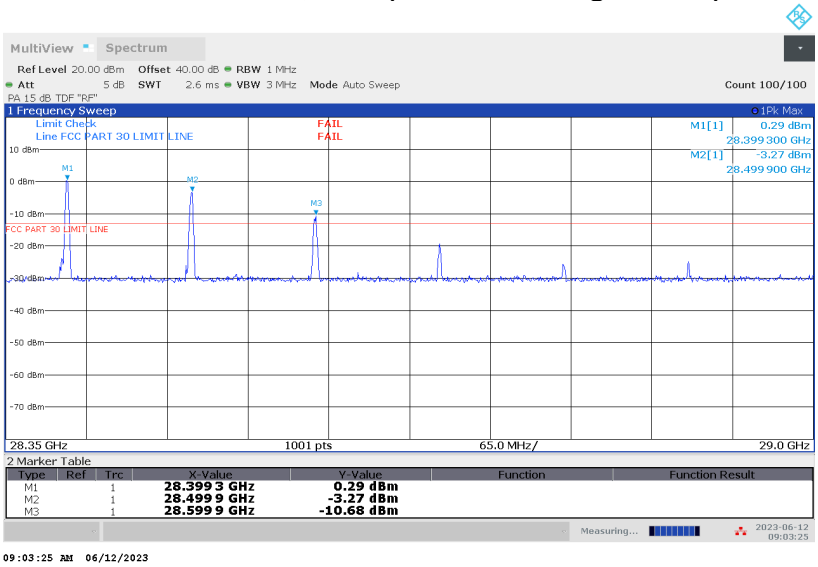

Worst case configuration:
SISO-DUAL_QPSK_(100 MHz + 100 MHz+ 100 MHz+ 100 MHz)_High CH_RB Offset 1/32 (1RB-M)

Emissions detected using Peak Detection at pre-scan. Avg EIRP was measured.

All emissions were investigated, and the highest emission was reported.

Antenna	Freq.	Meas. Distance	Rx Ant. Polarity	Corrected Avg EIRP	TRP Limit	Margin
	(GHz)	(m)	H/V	(dBm)	(dBm)	(dB)
M3	28.399	3	--	-17.12	-13	-4.12

UL VERIFICATION SERVICES INC
47173 BENICIA STREET, FREMONT, CA 94538, USA TEL: (510) 319-4000 FAX: (510) 661-0888
This report shall not be reproduced except in full, without the written approval of UL Verification Services Inc.

28.35 - 29 GHz, ANT M3, 4CC (Pre-scan using Pk Det.)

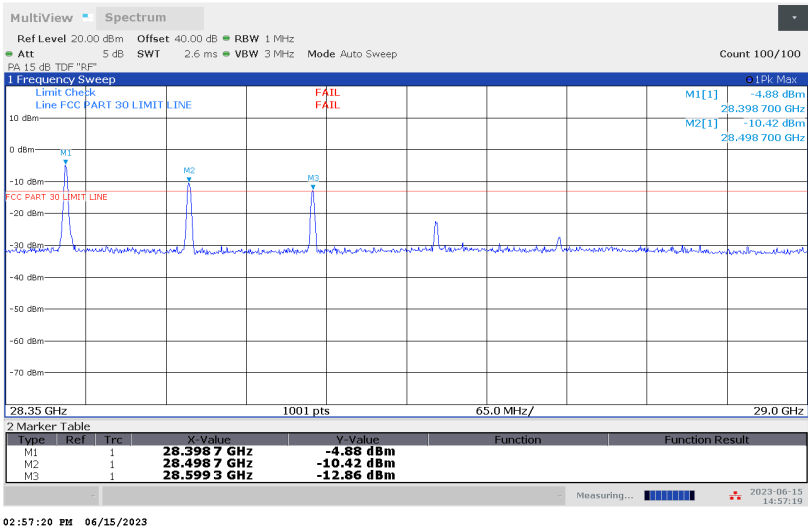

Worst case configuration:
SISO-DUAL_QPSK_(100 MHz + 100 MHz+ 100 MHz+ 100 MHz)_High CH_RB Offset 1/32 (1RB-M)

Emissions detected using Peak Detection at pre-scan. Avg EIRP or TRP was measured.

All emissions were investigated, and the highest emission was reported.

Antenna	Freq.	Meas. Distance	Rx Ant. Polarity	TRP	TRP Limit	Margin
	(GHz)	(m)	H/V	(dBm)	(dBm)	(dB)
M3	28.399	3	--	-20.13	-13	-7.13

UL VERIFICATION SERVICES INC
47173 BENICIA STREET, FREMONT, CA 94538, USA TEL: (510) 319-4000 FAX: (510) 661-0888
This report shall not be reproduced except in full, without the written approval of UL Verification Services Inc.

8.4.25. RSE n261 29 - 40 GHz

29 - 40 GHz, ANT M2 (Pre-scan using Pk Det.)
Horizontal

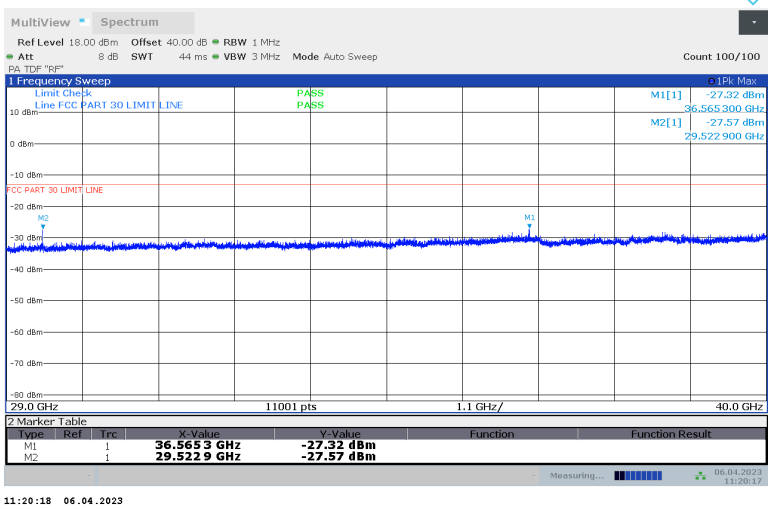

29 - 40 GHz, ANT M2 (Pre-scan using Pk Det.)
Vertical

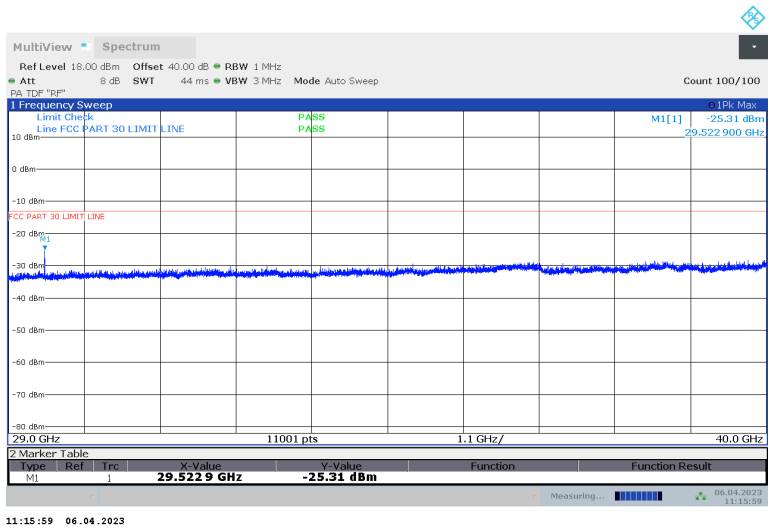

Emissions detected using Peak Detection at pre-scan. Avg EIRP was measured.

UL VERIFICATION SERVICES INC
47173 BENICIA STREET, FREMONT, CA 94538, USA TEL: (510) 319-4000 FAX: (510) 661-0888
This report shall not be reproduced except in full, without the written approval of UL Verification Services Inc.

29 - 40 GHz, ANT M3 (Pre-scan using Pk Det.)
Horizontal

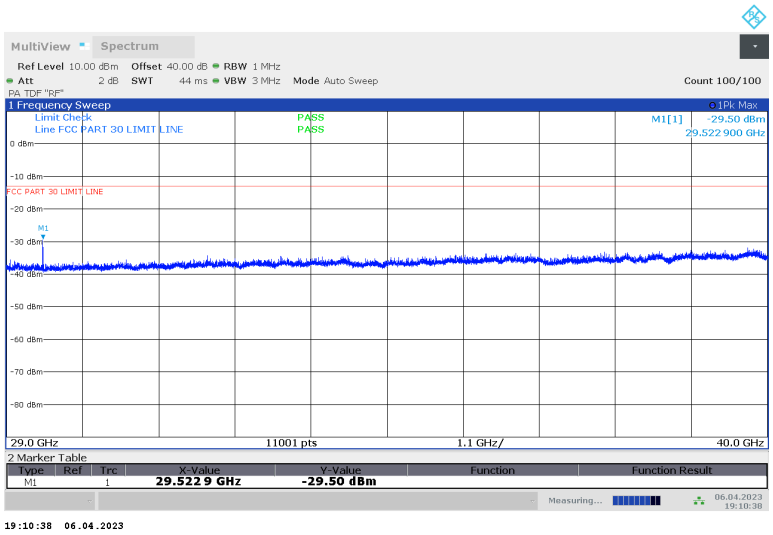

29 - 40 GHz, ANT M3 (Pre-scan using Pk Det.)
Vertical

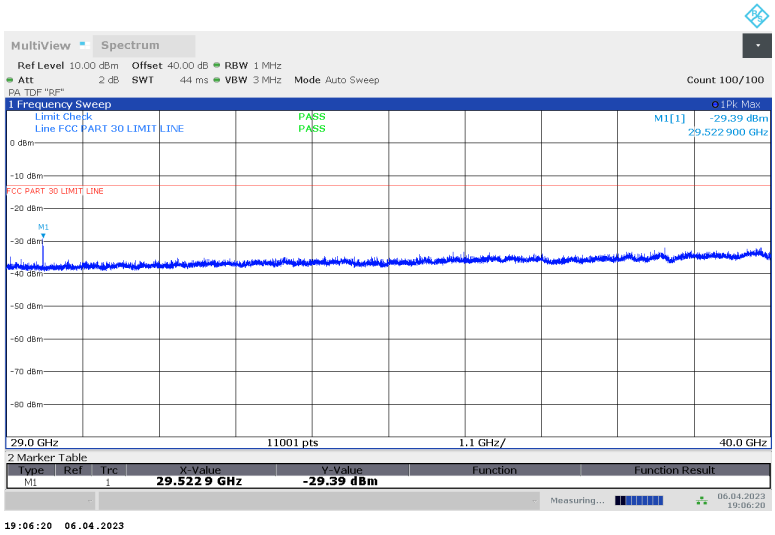

Emissions detected using Peak Detection at pre-scan. Avg EIRP was measured.

UL VERIFICATION SERVICES INC
47173 BENICIA STREET, FREMONT, CA 94538, USA TEL: (510) 319-4000 FAX: (510) 661-0888
This report shall not be reproduced except in full, without the written approval of UL Verification Services Inc.

29 - 40 GHz n261, 1CC

Antenna	Freq.	Meas. Distance	Rx Ant. Polarity	Corrected Avg EIRP	TRP Limit	Margin
	(GHz)	(m)	H/V	(dBm)	(dBm)	(dB)
M2	29.522	3	H	-35.91	-13	-22.91
M2	29.522	3	V	-28.98	-13	-15.98
M2	36.565	3	H	-41.21	-13	-28.21
M2	36.565	3	V	-42.22	-13	-29.22
M3	29.522	3	H	-29.93	-13	-16.93
M3	29.522	3	V	-35.58	-13	-22.58

UL VERIFICATION SERVICES INC
47173 BENICIA STREET, FREMONT, CA 94538, USA TEL: (510) 319-4000 FAX: (510) 661-0888
This report shall not be reproduced except in full, without the written approval of UL Verification Services Inc.

Simultaneous Transmission: 5.8 GHz Wifi + n261 Band

29 - 40 GHz, ANT M3 (Pre-scan using Pk Det.)
Horizontal

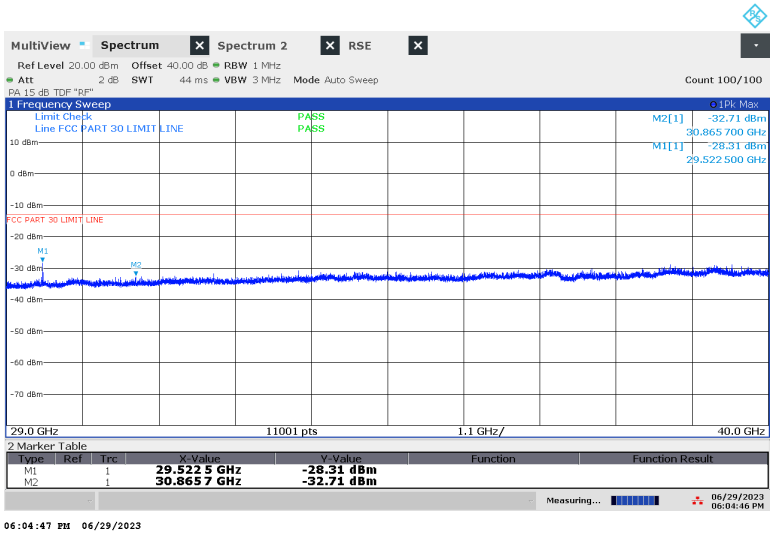

29 - 40 GHz, ANT M3 (Pre-scan using Pk Det.)
Vertical

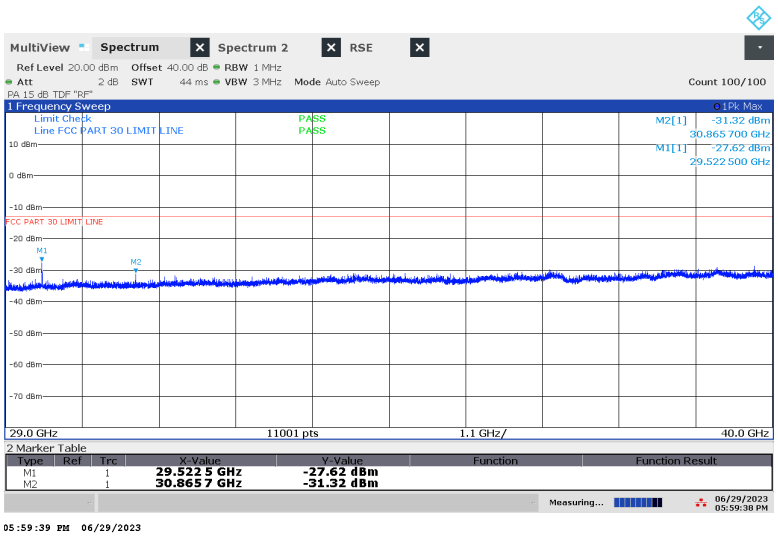

Emissions detected using Peak Detection at pre-scan. Avg EIRP was measured.

*29.522 GHz emission was previously measured.

UL VERIFICATION SERVICES INC
47173 BENICIA STREET, FREMONT, CA 94538, USA TEL: (510) 319-4000 FAX: (510) 661-0888
This report shall not be reproduced except in full, without the written approval of UL Verification Services Inc.

29 - 40 GHz, 5.8 GHz Wifi + n261

Antenna	Freq.	Meas. Distance	Rx Ant. Polarity	Corrected Avg EIRP	TRP Limit	Margin
	(GHz)	(m)	H/V	(dBm)	(dBm)	(dB)
M3	30.866	3	H	-41.30	-13	-28.30
M3	30.866	3	V	-38.19	-13	-25.19

UL VERIFICATION SERVICES INC
47173 BENICIA STREET, FREMONT, CA 94538, USA TEL: (510) 319-4000 FAX: (510) 661-0888
This report shall not be reproduced except in full, without the written approval of UL Verification Services Inc.

8.4.26. RSE n261 40 - 50 GHz

40 – 50 GHz, ANT M2 (Pre-scan using Pk Det.)
Horizontal

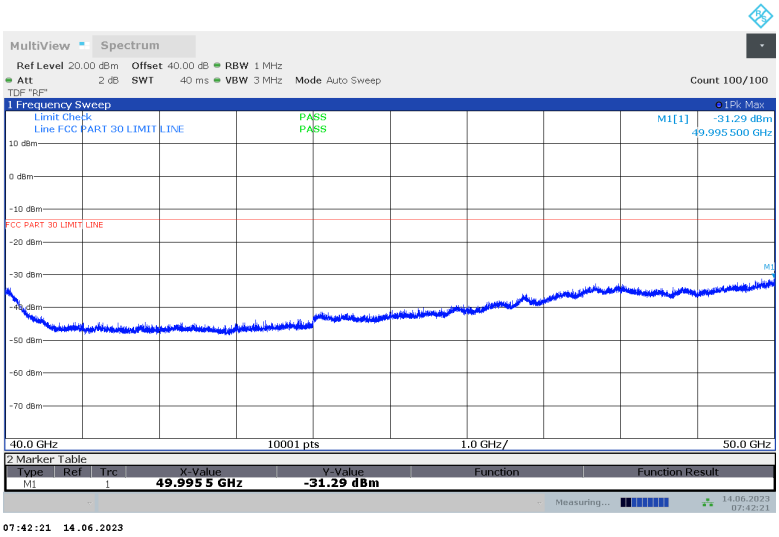

40 – 50 GHz, ANT M2 (Pre-scan using Pk Det.)
Vertical

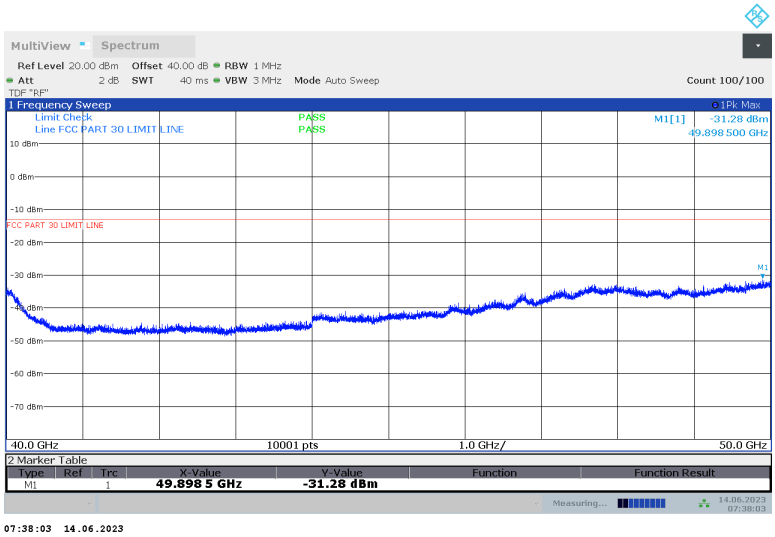

No emission detected using Peak Detection.

UL VERIFICATION SERVICES INC
47173 BENICIA STREET, FREMONT, CA 94538, USA TEL: (510) 319-4000 FAX: (510) 661-0888
This report shall not be reproduced except in full, without the written approval of UL Verification Services Inc.

40 – 50 GHz, ANT M3 (Pre-scan using Pk Det.)
Horizontal

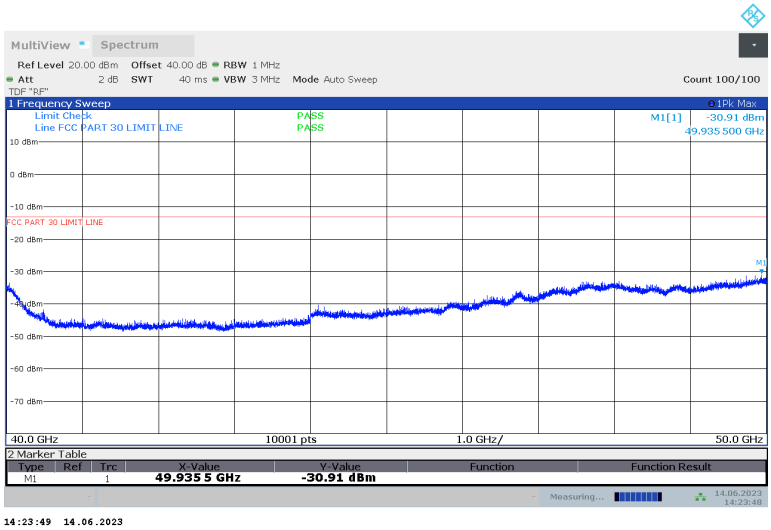

40 – 50 GHz, ANT M3 (Pre-scan using Pk Det.)
Vertical

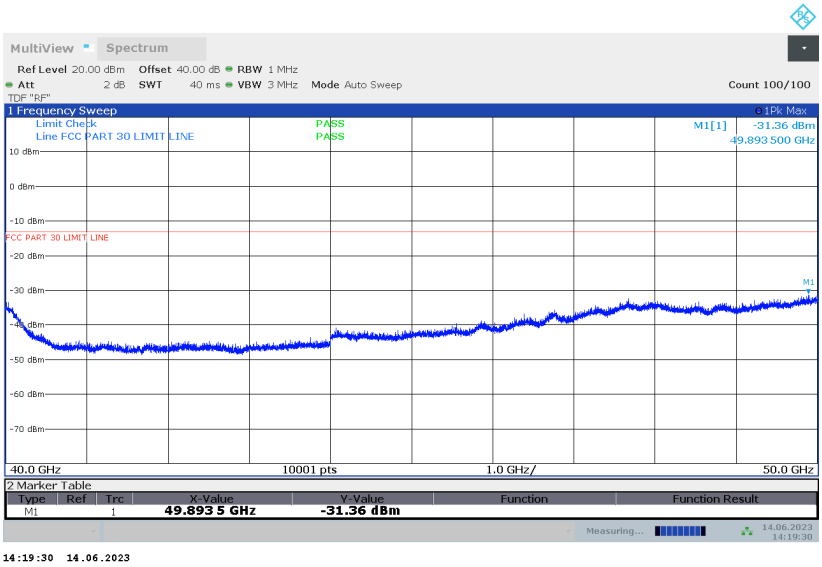

No emission detected using Peak Detection.

UL VERIFICATION SERVICES INC
47173 BENICIA STREET, FREMONT, CA 94538, USA TEL: (510) 319-4000 FAX: (510) 661-0888
This report shall not be reproduced except in full, without the written approval of UL Verification Services Inc.

8.4.27. RSE n261 50 - 75 GHz

50 - 75 GHz, ANT M2 (Pre-scan using Pk Det.)
Horizontal

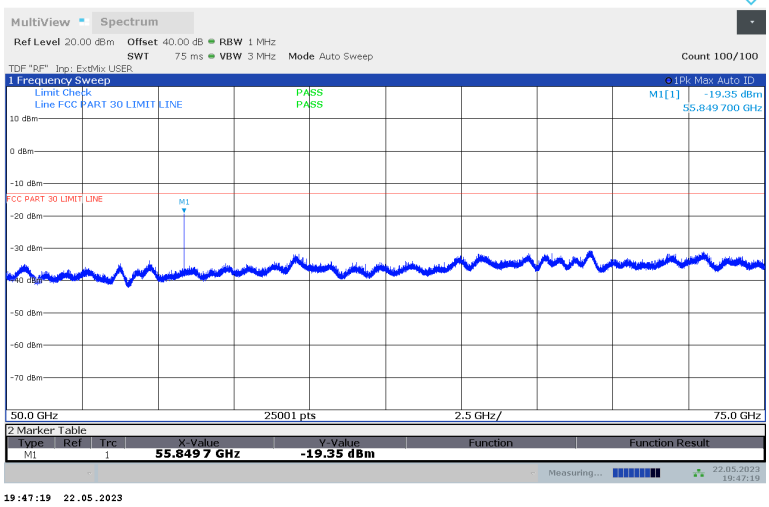

50 - 75 GHz, ANT M2 (Pre-scan using Pk Det.)
Vertical

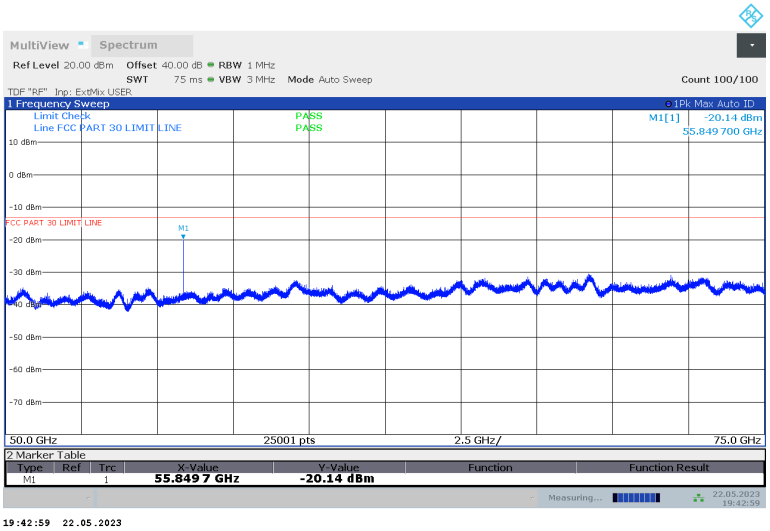

Emissions detected using Peak Detection at pre-scan. Avg EIRP was measured.

UL VERIFICATION SERVICES INC
47173 BENICIA STREET, FREMONT, CA 94538, USA TEL: (510) 319-4000 FAX: (510) 661-0888
This report shall not be reproduced except in full, without the written approval of UL Verification Services Inc.

50 - 75 GHz, ANT M3 (Pre-scan using Pk Det.)
Horizontal

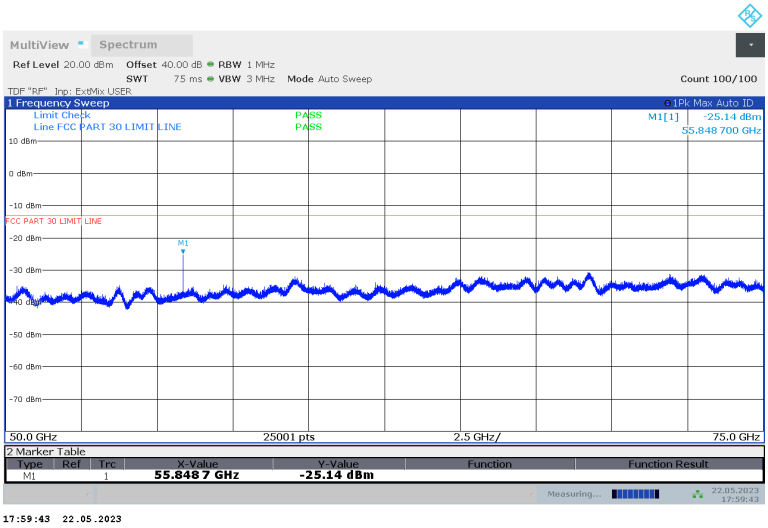

50 - 75 GHz, ANT M3 (Pre-scan using Pk Det.)
Vertical

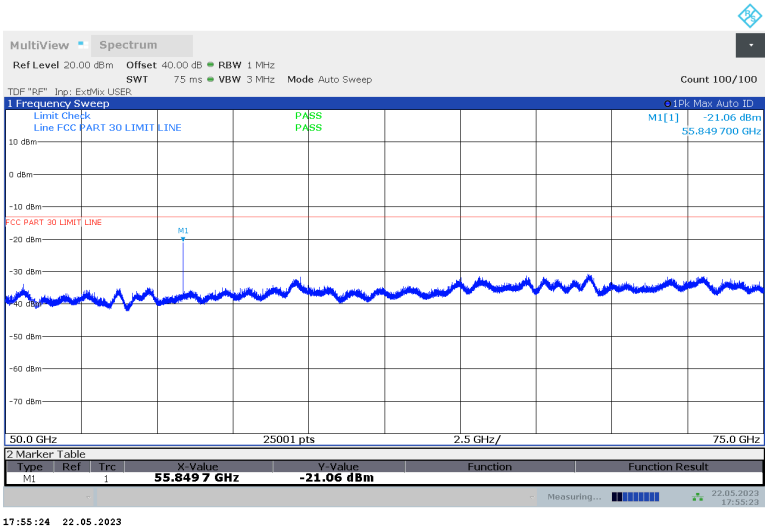

Emissions detected using Peak Detection at pre-scan. Avg EIRP was measured.

UL VERIFICATION SERVICES INC
47173 BENICIA STREET, FREMONT, CA 94538, USA TEL: (510) 319-4000 FAX: (510) 661-0888
This report shall not be reproduced except in full, without the written approval of UL Verification Services Inc.

50 - 75 GHz n261, 1CC

Antenna	Freq.	Meas. Distance	Rx Ant. Polarity	Corrected Avg EIRP	TRP Limit	Margin
	(GHz)	(m)	H/V	(dBm)	(dBm)	(dB)
M2	55.849	1.5	H	-33.39	-13	-20.39
M2	55.849	1.5	V	-24.68	-13	-11.68
M3	55.849	1.5	H	-34.93	-13	-21.93
M3	55.849	1.5	V	-22.98	-13	-9.98

UL VERIFICATION SERVICES INC
47173 BENICIA STREET, FREMONT, CA 94538, USA TEL: (510) 319-4000 FAX: (510) 661-0888
This report shall not be reproduced except in full, without the written approval of UL Verification Services Inc.

8.4.28. RSE n261 75 - 100 GHz

75 - 100 GHz, ANT M2 (Pre-scan using Pk Det.)
Horizontal

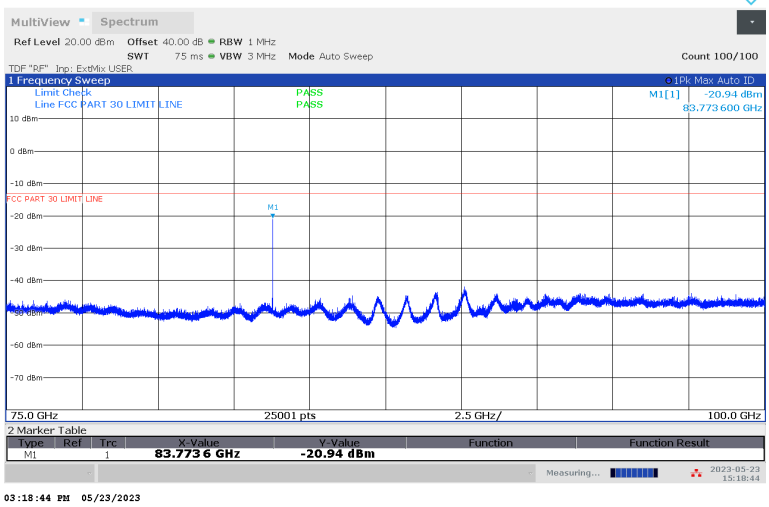

75 - 100 GHz, ANT M2 (Pre-scan using Pk Det.)
Vertical

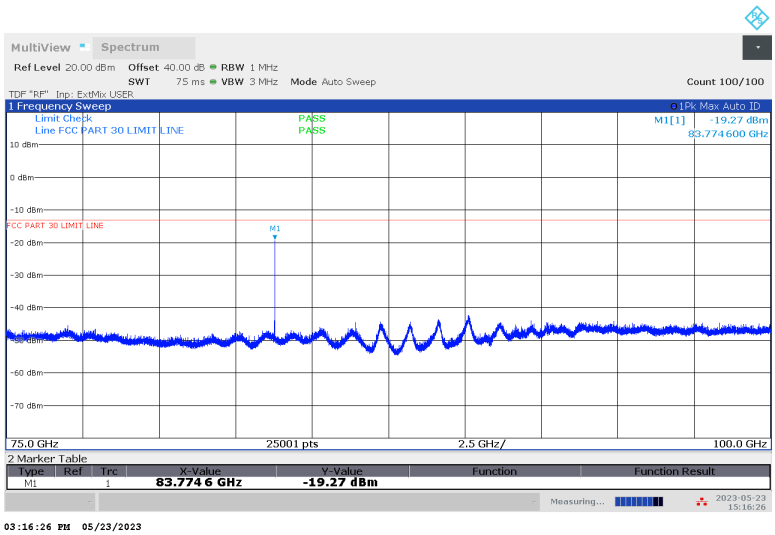

Emissions detected using Peak Detection at pre-scan. Avg EIRP was measured.

UL VERIFICATION SERVICES INC
47173 BENICIA STREET, FREMONT, CA 94538, USA TEL: (510) 319-4000 FAX: (510) 661-0888
This report shall not be reproduced except in full, without the written approval of UL Verification Services Inc.

75 - 100 GHz, ANT M3 (Pre-scan using Pk Det.)
Horizontal

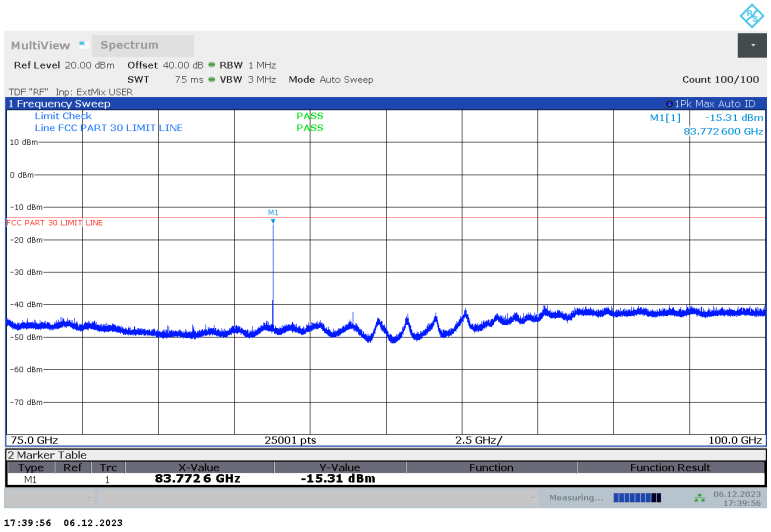

75 - 100 GHz, ANT M3 (Pre-scan using Pk Det.)
Vertical

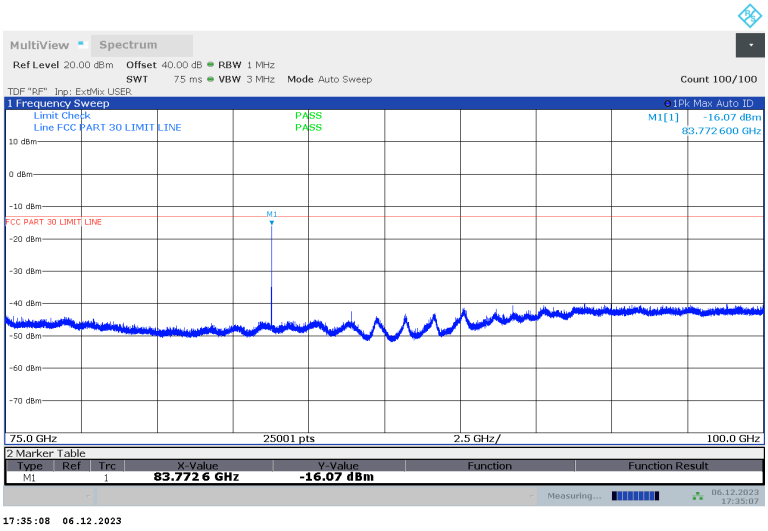

Emissions detected using Peak Detection at pre-scan. Avg EIRP was measured.

UL VERIFICATION SERVICES INC
47173 BENICIA STREET, FREMONT, CA 94538, USA TEL: (510) 319-4000 FAX: (510) 661-0888
This report shall not be reproduced except in full, without the written approval of UL Verification Services Inc.

75 - 100 GHz n261, 1CC

Antenna	Freq.	Meas. Distance	Rx Ant. Polarity	Corrected Avg EIRP	TRP Limit	Margin
	(GHz)	(m)	H/V	(dBm)	(dBm)	(dB)
M2	83.773	1	H	-23.51	-13	-10.51
M2	83.773	1	V	-45.49	-13	-32.49
M3	83.773	1	H	-34.08	-13	-21.08
M3	83.773	1	V	-20.88	-13	-7.88

UL VERIFICATION SERVICES INC
47173 BENICIA STREET, FREMONT, CA 94538, USA TEL: (510) 319-4000 FAX: (510) 661-0888
This report shall not be reproduced except in full, without the written approval of UL Verification Services Inc.

8.4.29. RSE n260 30 – 1000 MHz

30 – 1000 MHz, ANT M2 (Pre-scan using Pk Det.)

Horizontal

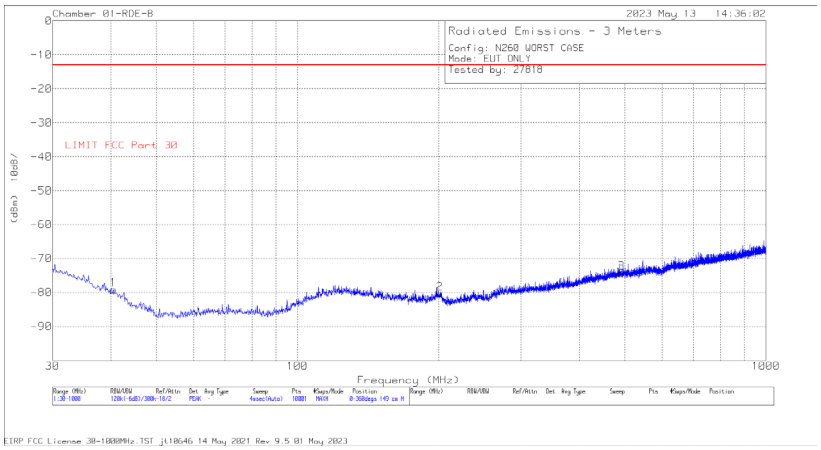

Vertical

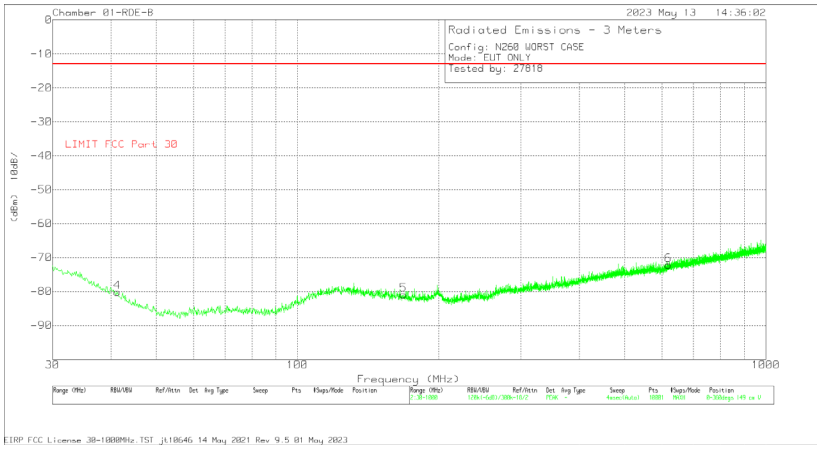

Trace Markers

Marker	Frequency (MHz)	Meter Reading (dBm)	Det	173997 ACF (dB/m)	Cbl/Amp (dB)	Unit Conversion (dB)	Corrected Reading (dBm)	FCC Part 30 TRP Limit (dBm)	Margin (dB)	Azimuth (Degs)	Height (cm)	Polarity
1	40.476	-79.2	Pk	19.4	-31	11.7	-79.1	-13	-66.1	0-360	149	H
4	41.252	-79.62	Pk	18.8	-31	11.7	-80.12	-13	-67.12	0-360	149	V
5	168.419	-80.11	Pk	17.6	-30.1	11.7	-80.91	-13	-67.91	0-360	149	V
2	201.496	-80.31	Pk	18.2	-29.9	11.7	-80.31	-13	-67.31	0-360	149	H
3	491.138	-80.5	Pk	23.6	-28.9	11.7	-74.1	-13	-61.1	0-360	149	H
6	618.984	-80.44	Pk	25.1	-28.5	11.7	-72.14	-13	-59.14	0-360	149	V

Pk - Peak detector

UL VERIFICATION SERVICES INC
47173 BENICIA STREET, FREMONT, CA 94538, USA TEL: (510) 319-4000 FAX: (510) 661-0888
This report shall not be reproduced except in full, without the written approval of UL Verification Services Inc.

30 – 1000 MHz, ANT M3 (Pre-scan using Pk Det.)

Horizontal

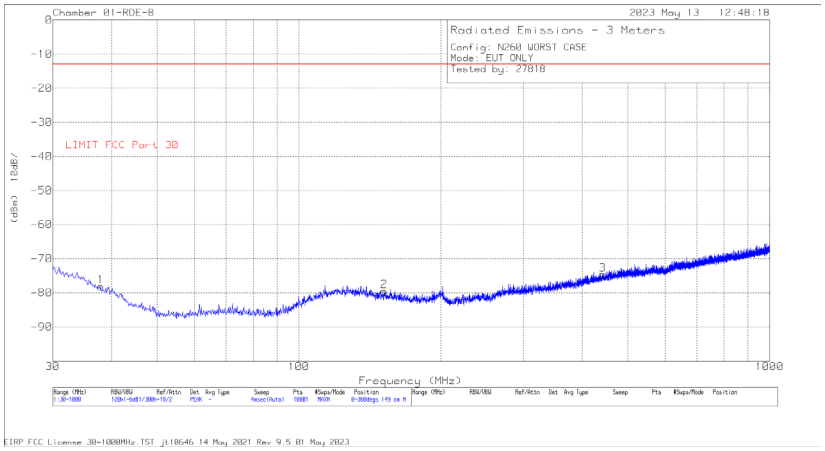

Vertical

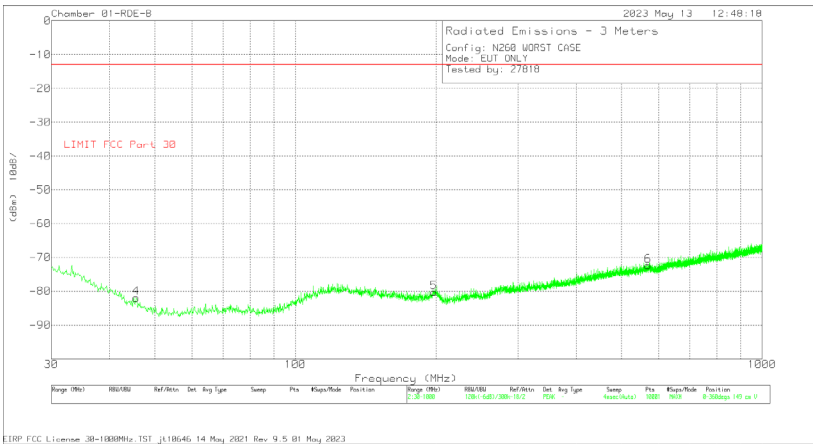

Trace Markers

Marker	Frequency (MHz)	Meter Reading (dBm)	Det	173997 ACF (dB/m)	Cbl/Amp (dB)	Unit Conversion (dB)	Corrected Reading (dBm)	FCC Part 30 TRP Limit (dBm)	Margin (dB)	Azimuth (Degs)	Height (cm)	Polarity
1	37.954	-79.91	Pk	21.2	-31.1	11.7	-78.11	-13	-65.11	0-360	149	H
4	45.617	-78.37	Pk	15.8	-31.1	11.7	-81.97	-13	-68.97	0-360	149	V
2	151.735	-79.32	Pk	18.3	-30.2	11.7	-79.52	-13	-66.52	0-360	149	H
5	198.004	-80.4	Pk	18.3	-29.9	11.7	-80.3	-13	-67.3	0-360	149	V
3	441.959	-80.01	Pk	22.6	-29	11.7	-74.71	-13	-61.71	0-360	149	H
6	569.611	-79.96	Pk	24.5	-28.7	11.7	-72.46	-13	-59.46	0-360	149	V

Pk - Peak detector

UL VERIFICATION SERVICES INC
47173 BENICIA STREET, FREMONT, CA 94538, USA TEL: (510) 319-4000 FAX: (510) 661-0888
This report shall not be reproduced except in full, without the written approval of UL Verification Services Inc.

8.4.30. RSE n260 1 - 18 GHz

1 – 18 GHz, ANT M2 (Pre-scan using Pk Det.)

Horizontal

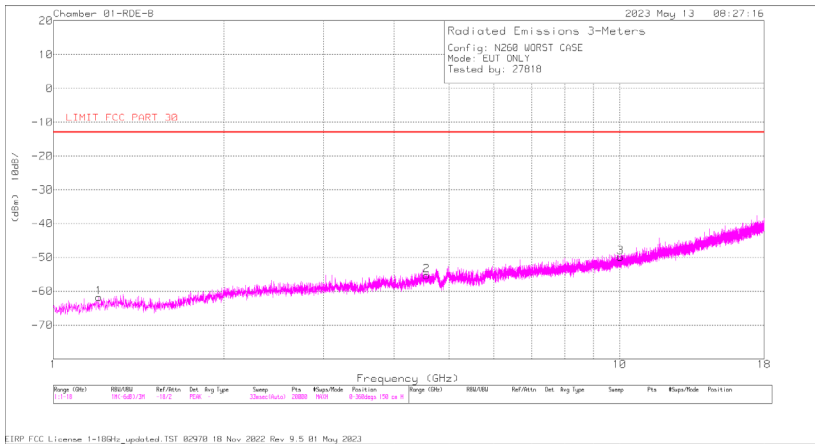

Vertical

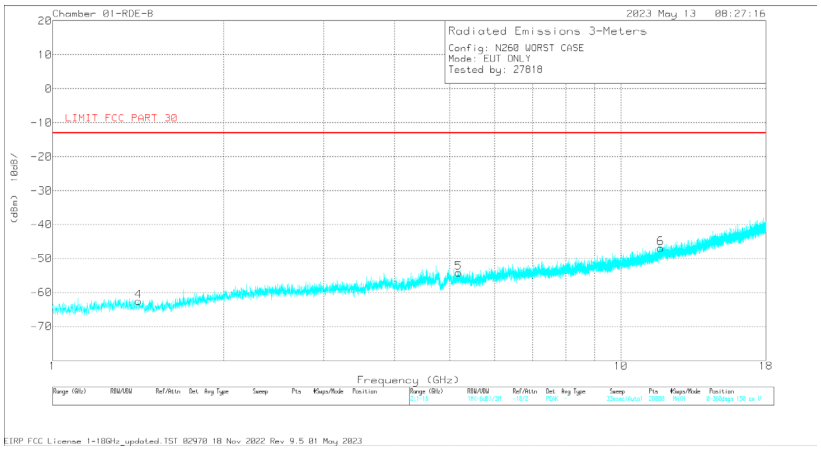

Trace Markers

Marker	Frequency (GHz)	Meter Reading (dBm)	Det	200786 ACF (dB)	Unit Conversion (dB)	Gain/Loss (dB)	Corrected Reading (dBm)	FCC Part 30 TRP Limit (dBm)	Margin (dB)	Azimuth (Degs)	Height (cm)	Polarity
1	1.20316	-66.55	Pk	28.2	11.7	-35.14	-61.79	-13	-48.79	0-360	150	H
4	1.416521	-67.18	Pk	28.1	11.7	-35.19	-62.57	-13	-49.57	0-360	150	V
2	4.56338	-70.89	Pk	34.3	11.7	-30.44	-55.33	-13	-42.33	0-360	150	H
5	5.185612	-69.92	Pk	34.7	11.7	-30.61	-54.13	-13	-41.13	0-360	150	V
3	10.040207	-73.91	Pk	37.4	11.7	-25.07	-49.88	-13	-36.88	0-360	150	H
6	11.764095	-75.3	Pk	38.3	11.7	-21.54	-46.84	-13	-33.84	0-360	150	V

Pk - Peak detector

UL VERIFICATION SERVICES INC
47173 BENICIA STREET, FREMONT, CA 94538, USA TEL: (510) 319-4000 FAX: (510) 661-0888
This report shall not be reproduced except in full, without the written approval of UL Verification Services Inc.

1 – 18 GHz, ANT M3 (Pre-scan using Pk Det.)

Horizontal

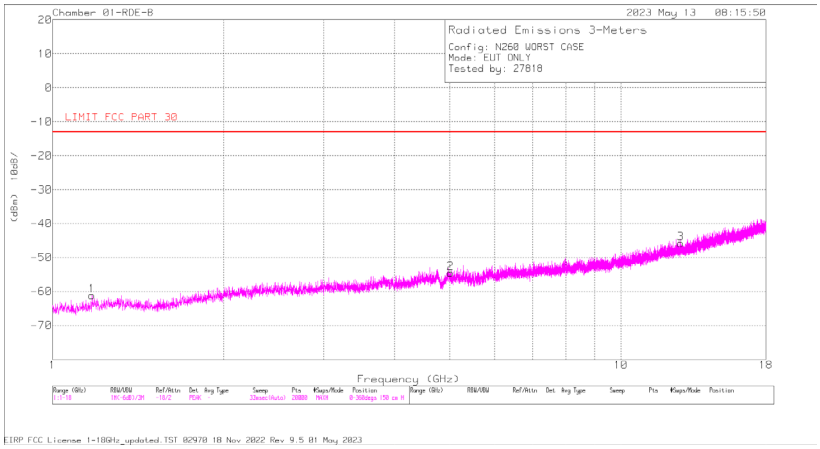

Vertical

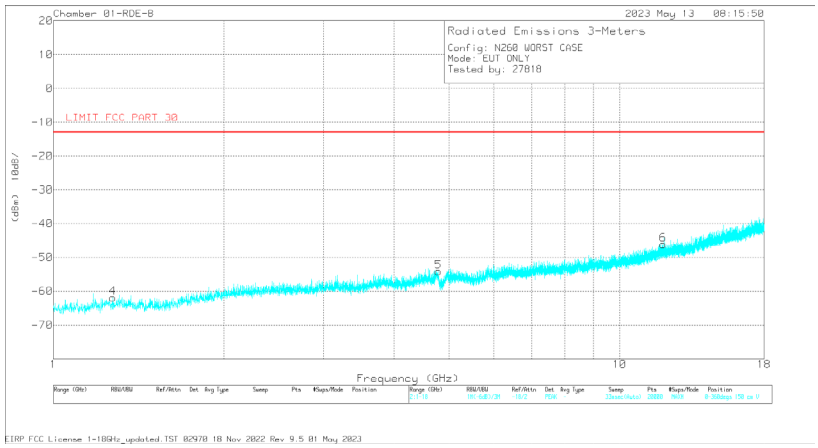

Trace Markers

Marker	Frequency (GHz)	Meter Reading (dBm)	Det	200786 ACF (dB)	Unit Conversion (dB)	Gain/Loss (dB)	Corrected Reading (dBm)	FCC Part 30 TRP Limit (dBm)	Margin (dB)	Azimuth (Degs)	Height (cm)	Polarity
1	1.173409	-65.63	Pk	27.9	11.7	-35.08	-61.11	-13	-48.11	0-360	150	H
4	1.274564	-67.28	Pk	28.7	11.7	-35.02	-61.9	-13	-48.9	0-360	150	V
5	4.784391	-69.54	Pk	34.2	11.7	-30.53	-54.17	-13	-41.17	0-360	150	V
2	5.015603	-70.04	Pk	34.5	11.7	-30.73	-54.57	-13	-41.57	0-360	150	H
6	11.934103	-74.41	Pk	38.7	11.7	-22.09	-46.1	-13	-33.1	0-360	150	V
3	12.735694	-74.7	Pk	39.3	11.7	-22.06	-45.76	-13	-32.76	0-360	150	H

Pk - Peak detector

UL VERIFICATION SERVICES INC
47173 BENICIA STREET, FREMONT, CA 94538, USA TEL: (510) 319-4000 FAX: (510) 661-0888
This report shall not be reproduced except in full, without the written approval of UL Verification Services Inc.

8.4.31. RSE n260 18 - 26.5 GHz

18 - 26.5 GHz, ANT M2 (Pre-scan using Pk Det.)
Horizontal

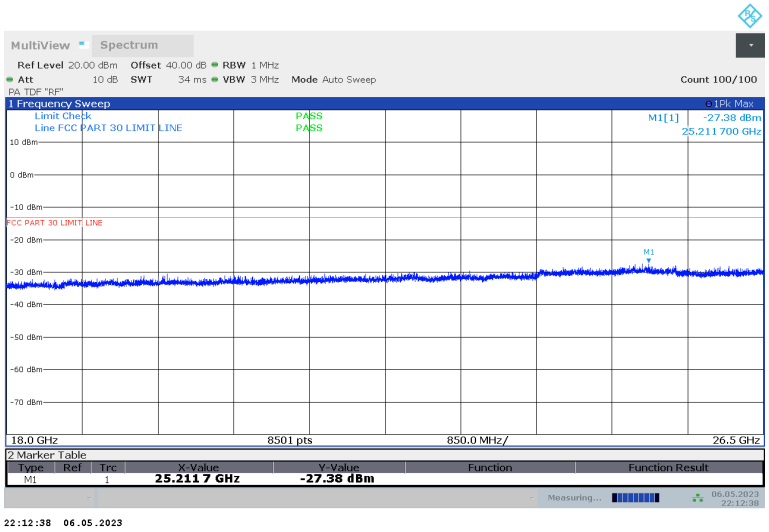

18 - 26.5 GHz, ANT M2 (Pre-scan using Pk Det.)
Vertical

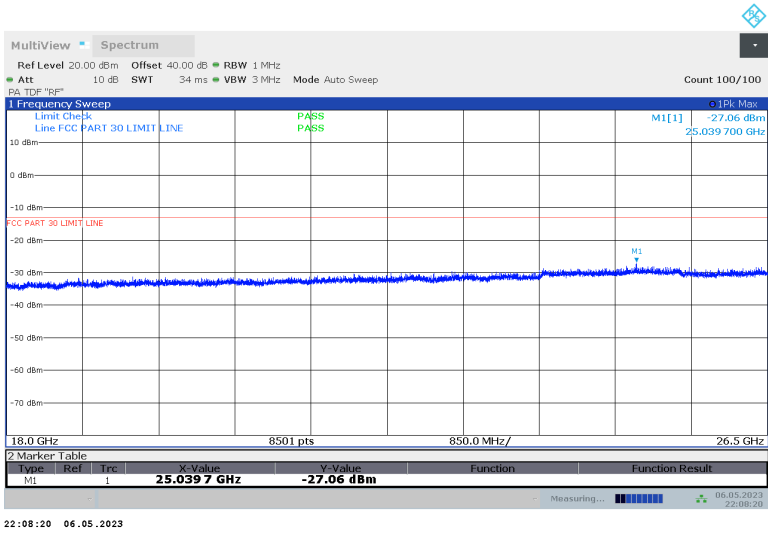

No emission detected using Peak Detection.

UL VERIFICATION SERVICES INC
47173 BENICIA STREET, FREMONT, CA 94538, USA TEL: (510) 319-4000 FAX: (510) 661-0888
This report shall not be reproduced except in full, without the written approval of UL Verification Services Inc.

18 - 26.5 GHz, ANT M3 (Pre-scan using Pk Det.)
Horizontal

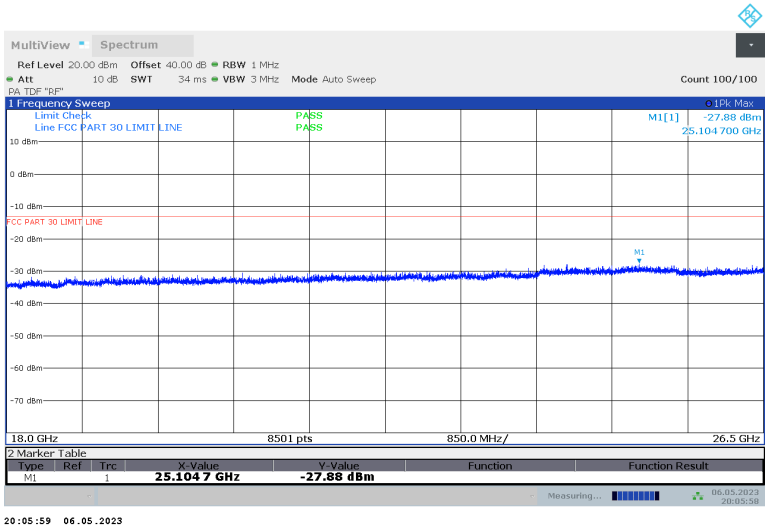

18 - 26.5 GHz, ANT M3 (Pre-scan using Pk Det.)
Vertical

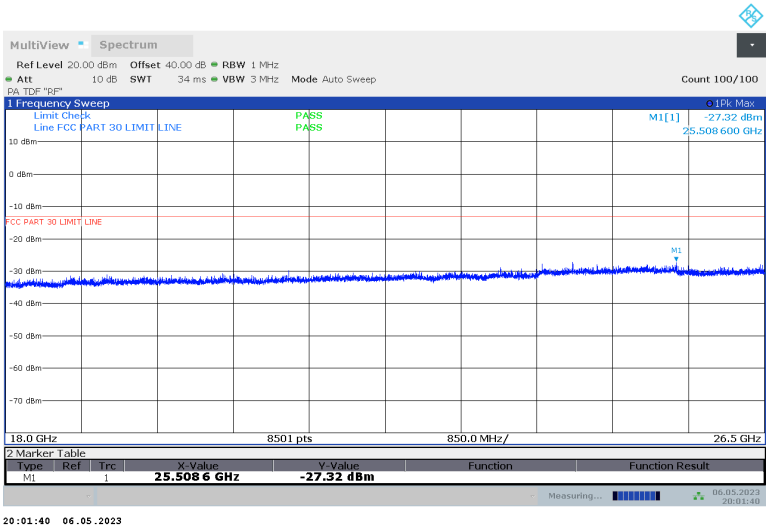

No emission detected using Peak Detection.

UL VERIFICATION SERVICES INC
47173 BENICIA STREET, FREMONT, CA 94538, USA TEL: (510) 319-4000 FAX: (510) 661-0888
This report shall not be reproduced except in full, without the written approval of UL Verification Services Inc.

8.4.32. RSE n260 26.5 - 36 GHz

26.5 - 36 GHz, ANT M2, 1CC (Pre-scan using Pk Det.)
Horizontal

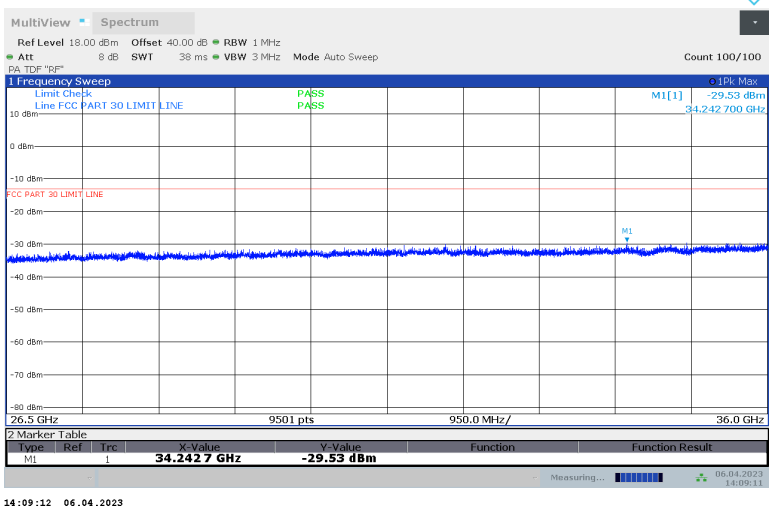

26.5 - 36 GHz, ANT M2, 1CC (Pre-scan using Pk Det.)
Vertical

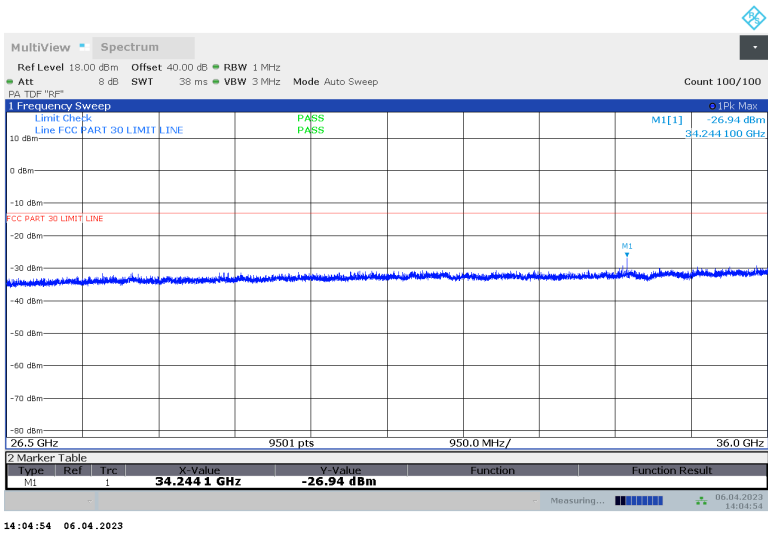

Emissions detected using Peak Detection at pre-scan. Avg EIRP was measured.

UL VERIFICATION SERVICES INC
47173 BENICIA STREET, FREMONT, CA 94538, USA TEL: (510) 319-4000 FAX: (510) 661-0888
This report shall not be reproduced except in full, without the written approval of UL Verification Services Inc.

26.5 - 36 GHz, ANT M3, 1CC (Pre-scan using Pk Det.)
Horizontal

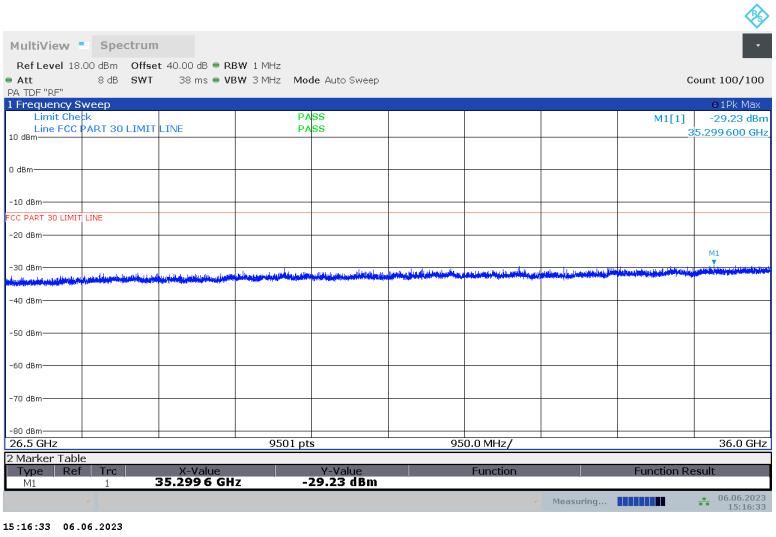

26.5 - 36 GHz, ANT M3, 1CC (Pre-scan using Pk Det.)
Vertical

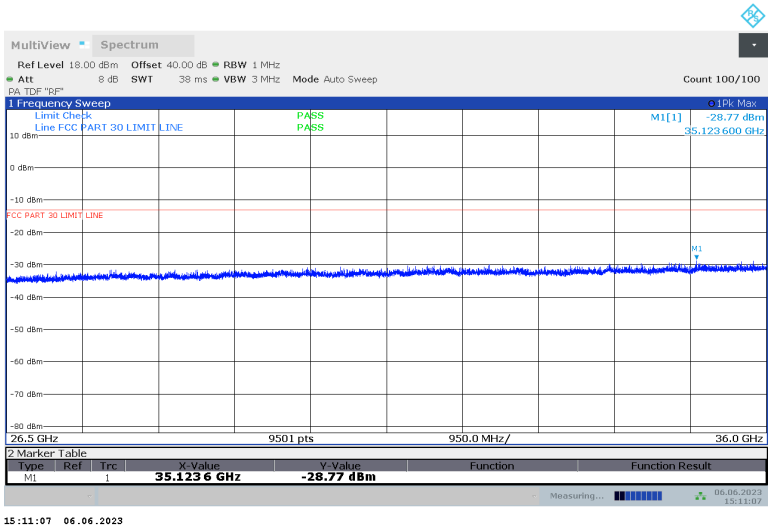

No emission detected using Peak Detection.

UL VERIFICATION SERVICES INC
47173 BENICIA STREET, FREMONT, CA 94538, USA TEL: (510) 319-4000 FAX: (510) 661-0888
This report shall not be reproduced except in full, without the written approval of UL Verification Services Inc.

26.5 - 36 GHz n260, 1CC

Antenna	Freq.	Meas. Distance	Rx Ant. Polarity	Corrected Avg EIRP	TRP Limit	Margin
	(GHz)	(m)	H/V	(dBm)	(dBm)	(dB)
M2	34.243	3	H	-42.33	-13	-29.33
M2	34.243	3	V	-35.97	-13	-22.97

UL VERIFICATION SERVICES INC
47173 BENICIA STREET, FREMONT, CA 94538, USA TEL: (510) 319-4000 FAX: (510) 661-0888
This report shall not be reproduced except in full, without the written approval of UL Verification Services Inc.

8.4.33. RSE n260 36 – 37 GHz

36 - 37 GHz, ANT M2, 1CC (Pre-scan using Pk Det.)
Horizontal

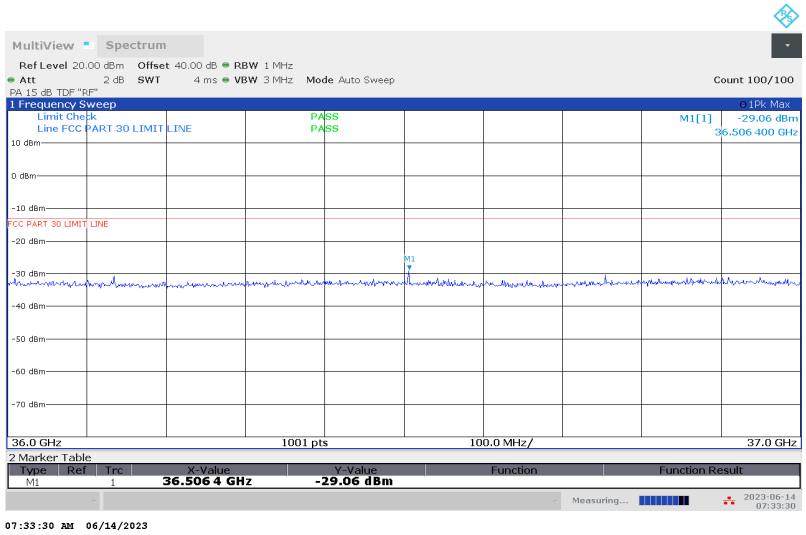

36 - 37 GHz, ANT M2, 1CC (Pre-scan using Pk Det.)
Vertical

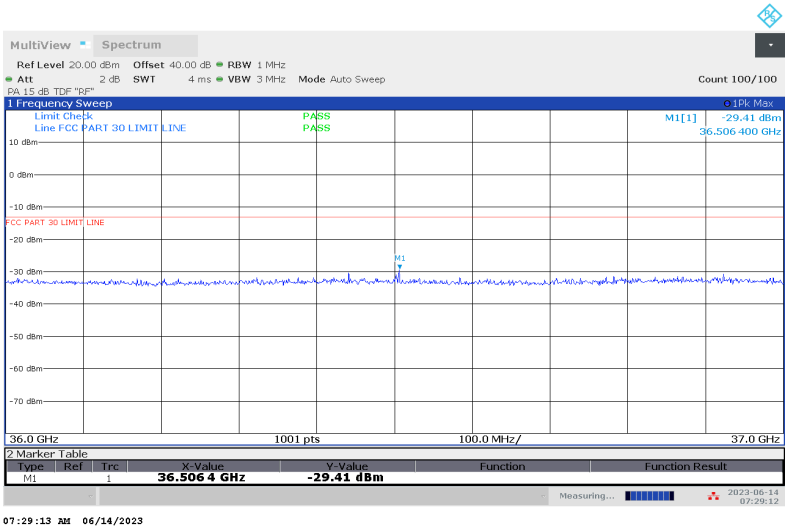

Emissions detected using Peak Detection at pre-scan. Avg EIRP was measured.

UL VERIFICATION SERVICES INC
47173 BENICIA STREET, FREMONT, CA 94538, USA TEL: (510) 319-4000 FAX: (510) 661-0888
This report shall not be reproduced except in full, without the written approval of UL Verification Services Inc.

36 - 37 GHz, ANT M3, 1CC (Pre-scan using Pk Det.)
Horizontal

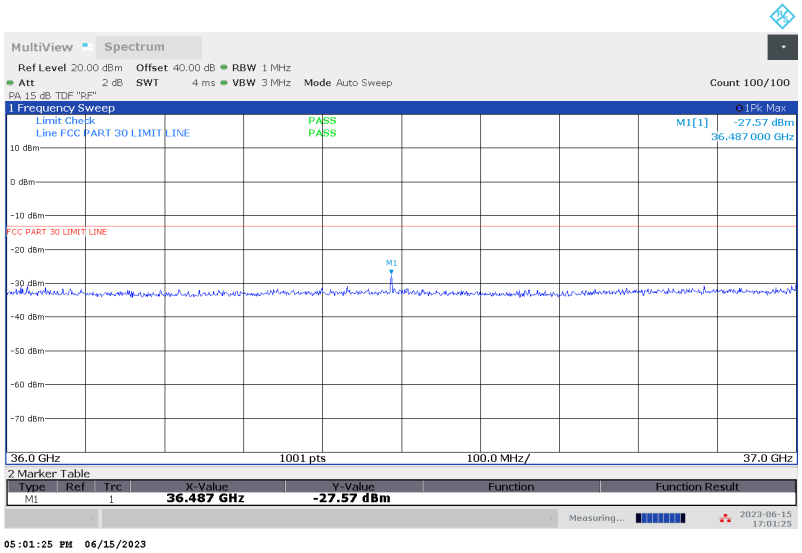

36 - 37 GHz, ANT M3, 1CC (Pre-scan using Pk Det.)
Vertical

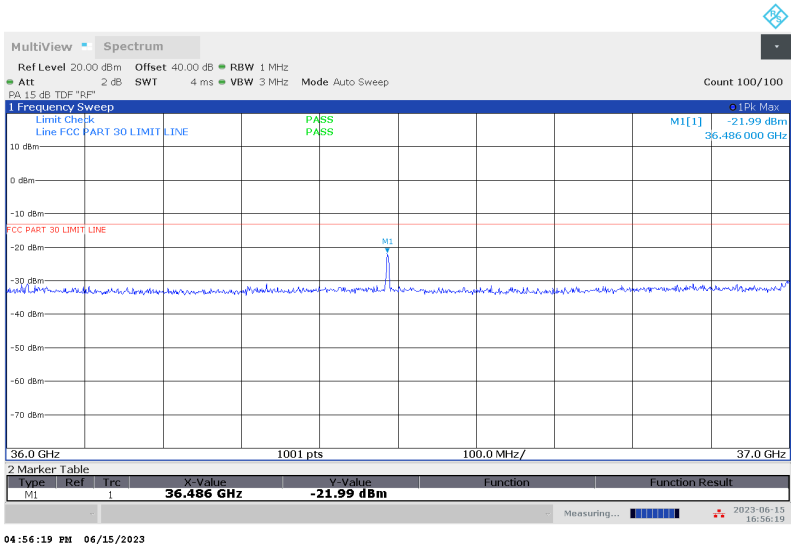

Emissions detected using Peak Detection at pre-scan. Avg EIRP was measured.

UL VERIFICATION SERVICES INC
47173 BENICIA STREET, FREMONT, CA 94538, USA TEL: (510) 319-4000 FAX: (510) 661-0888
This report shall not be reproduced except in full, without the written approval of UL Verification Services Inc.

36 - 37 GHz n260, 1CC

Antenna	Freq.	Meas. Distance	Rx Ant. Polarity	Corrected Avg EIRP	TRP Limit	Margin
	(GHz)	(m)	H/V	(dBm)	(dBm)	(dB)
M2	36.505	3	H	-32.09	-13	-19.09
M2	36.505	3	V	-39.85	-13	-26.85
M3	36.486	3	H	-38.28	-13	-25.28
M3	36.486	3	V	-25.8	-13	-12.80

UL VERIFICATION SERVICES INC
47173 BENICIA STREET, FREMONT, CA 94538, USA TEL: (510) 319-4000 FAX: (510) 661-0888
This report shall not be reproduced except in full, without the written approval of UL Verification Services Inc.