HIGH CHANNEL 11 BANDEDGE

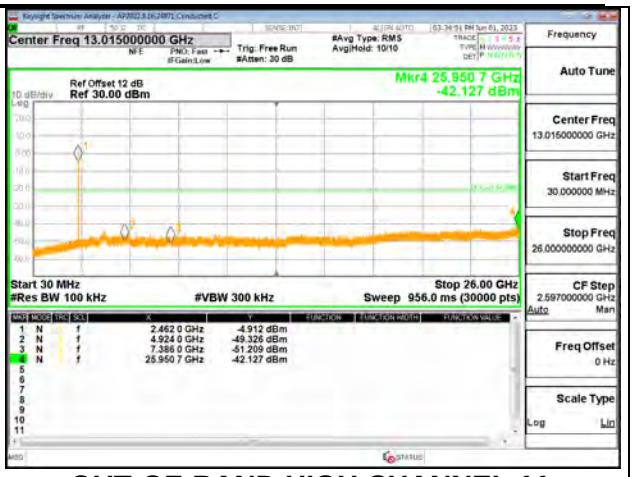

OUT-OF-BAND HIGH CHANNEL 11

HIGH CHANNEL 12 BANDEDGE

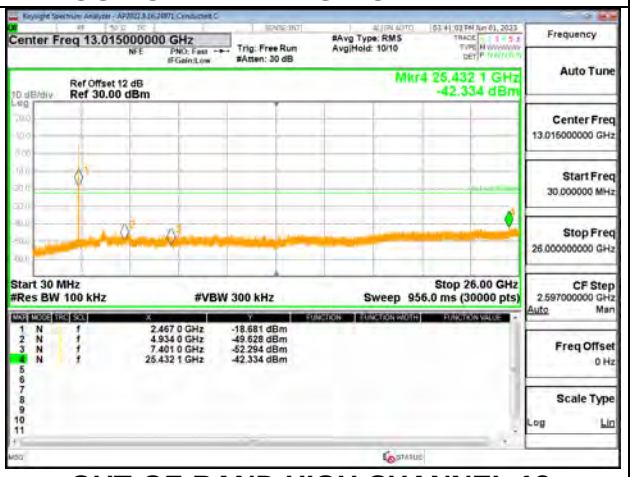

OUT-OF-BAND HIGH CHANNEL 12

HIGH CHANNEL 13 BANDEDGE

OUT-OF-BAND HIGH CHANNEL 13

UL Verification Services Inc.
47173 Benicia Street, Fremont, CA 94538; USA. TEL:(510) 319-4000 FAX:(510) 661-0888
This report shall not be reproduced except in full, without the written approval of UL Verification Services Inc.

9.6.5. 802.11ax HE20 OFDMA MODE 2TX

ANT 4 + ANT 3 2TX MODE, 26-Tones, RU Index 0

LOW CHANNEL 1 BANDEDGE ANT 4

OUT-OF-BAND LOW CHANNEL 1 ANT 4

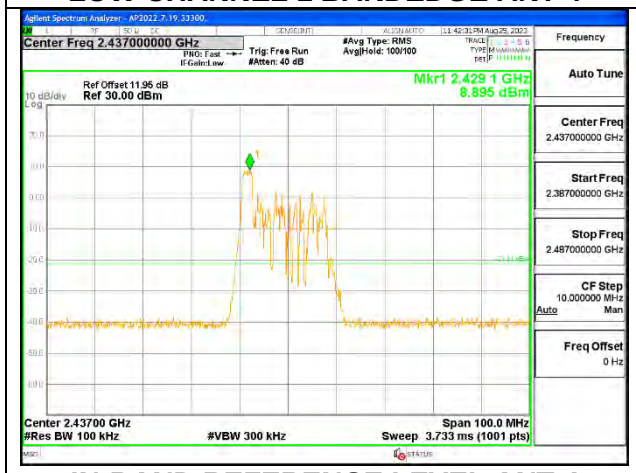

IN-BAND REFERENCE LEVEL ANT 4

OUT-OF-BAND MID CHANNEL ANT 4

HIGH CHANNEL 11 BANDEDGE ANT 4

OUT-OF-BAND HIGH CHANNEL 11 ANT 4

UL Verification Services Inc.
47173 Benicia Street, Fremont, CA 94538; USA. TEL:(510) 319-4000 FAX:(510) 661-0888
This report shall not be reproduced except in full, without the written approval of UL Verification Services Inc.

HIGH CHANNEL 12 BANDEDGE ANT 4

OUT-OF-BAND HIGH CHANNEL 12 ANT 4

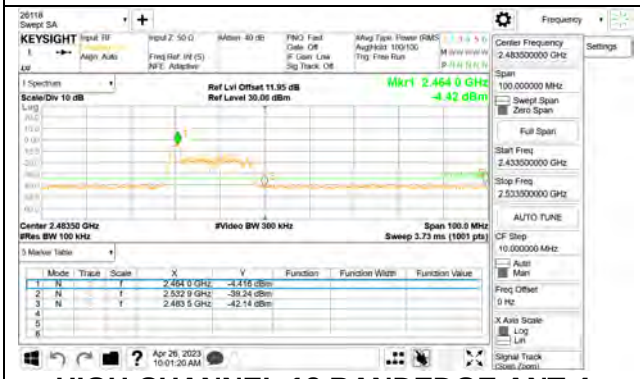

HIGH CHANNEL 13 BANDEDGE ANT 4

OUT-OF-BAND HIGH CHANNEL 13 ANT 4

UL Verification Services Inc.
47173 Benicia Street, Fremont, CA 94538; USA. TEL:(510) 319-4000 FAX:(510) 661-0888
This report shall not be reproduced except in full, without the written approval of UL Verification Services Inc.

LOW CHANNEL 1 BANDEDGE ANT 3

OUT-OF-BAND LOW CHANNEL 1 ANT 3

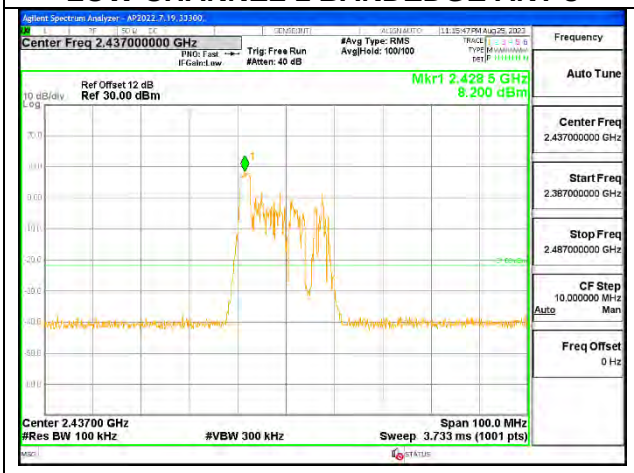

IN-BAND REFERENCE LEVEL ANT 3

OUT-OF-BAND MID CHANNEL ANT 3

HIGH CHANNEL 11 BANDEDGE ANT 3

OUT-OF-BAND HIGH CHANNEL 11 ANT 3

UL Verification Services Inc.
47173 Benicia Street, Fremont, CA 94538; USA. TEL:(510) 319-4000 FAX:(510) 661-0888
This report shall not be reproduced except in full, without the written approval of UL Verification Services Inc.

HIGH CHANNEL 12 BANDEDGE ANT 3

OUT-OF-BAND HIGH CHANNEL 12 ANT 3

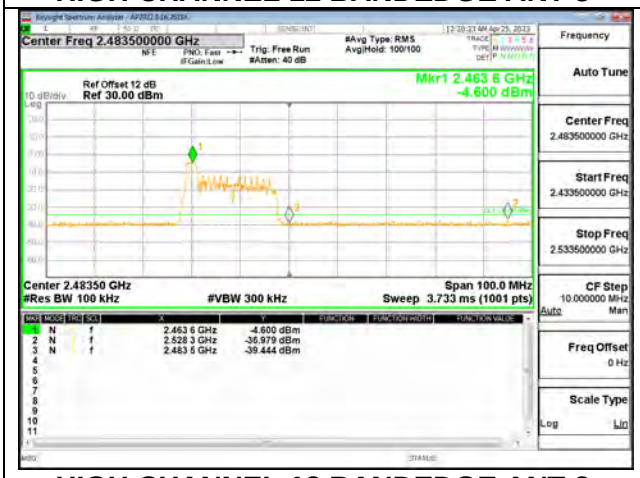

HIGH CHANNEL 13 BANDEDGE ANT 3

OUT-OF-BAND HIGH CHANNEL 13 ANT 3

UL Verification Services Inc.
47173 Benicia Street, Fremont, CA 94538; USA. TEL:(510) 319-4000 FAX:(510) 661-0888
This report shall not be reproduced except in full, without the written approval of UL Verification Services Inc.

ANT 4 + ANT 3 2TX MODE, 26-Tones, RU Index 4

LOW CHANNEL 1 BANDEDGE ANT 4

OUT-OF-BAND LOW CHANNEL 1 ANT 4

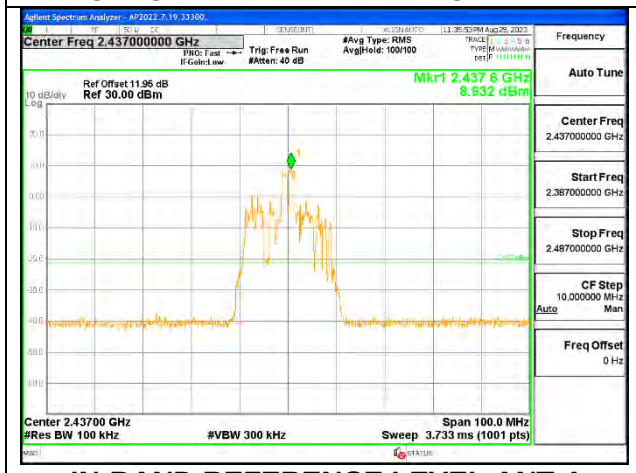

IN-BAND REFERENCE LEVEL ANT 4

OUT-OF-BAND MID CHANNEL ANT 4

HIGH CHANNEL 11 BANDEDGE ANT 4

OUT-OF-BAND HIGH CHANNEL 11 ANT 4

UL Verification Services Inc.
47173 Benicia Street, Fremont, CA 94538; USA. TEL:(510) 319-4000 FAX:(510) 661-0888
This report shall not be reproduced except in full, without the written approval of UL Verification Services Inc.

HIGH CHANNEL 12 BANDEDGE ANT 4

OUT-OF-BAND HIGH CHANNEL 12 ANT 4

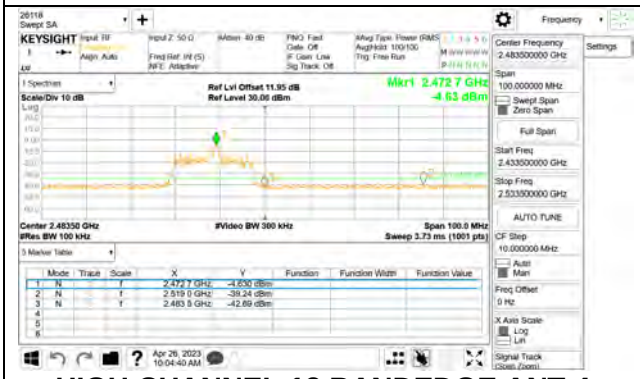

HIGH CHANNEL 13 BANDEDGE ANT 4

OUT-OF-BAND HIGH CHANNEL 13 ANT 4

UL Verification Services Inc.
47173 Benicia Street, Fremont, CA 94538; USA. TEL:(510) 319-4000 FAX:(510) 661-0888
This report shall not be reproduced except in full, without the written approval of UL Verification Services Inc.

LOW CHANNEL 1 BANDEDGE ANT 3

OUT-OF-BAND LOW CHANNEL 1 ANT 3

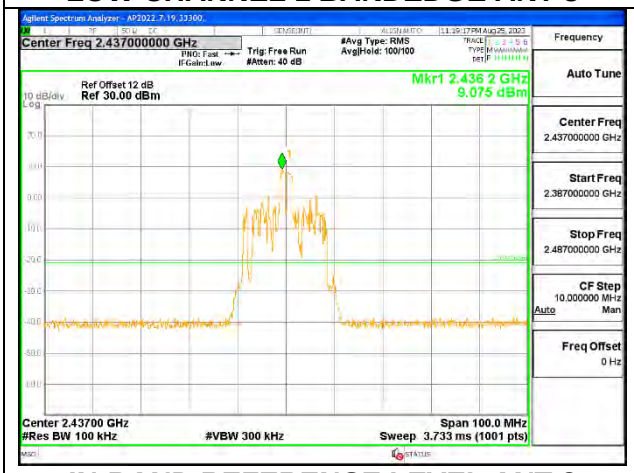

IN-BAND REFERENCE LEVEL ANT 3

OUT-OF-BAND MID CHANNEL ANT 3

HIGH CHANNEL 11 BANDEDGE ANT 3

OUT-OF-BAND HIGH CHANNEL 11 ANT 3

UL Verification Services Inc.
47173 Benicia Street, Fremont, CA 94538; USA. TEL:(510) 319-4000 FAX:(510) 661-0888
This report shall not be reproduced except in full, without the written approval of UL Verification Services Inc.

HIGH CHANNEL 12 BANDEDGE ANT 3

OUT-OF-BAND HIGH CHANNEL 12 ANT 3

HIGH CHANNEL 13 BANDEDGE ANT 3

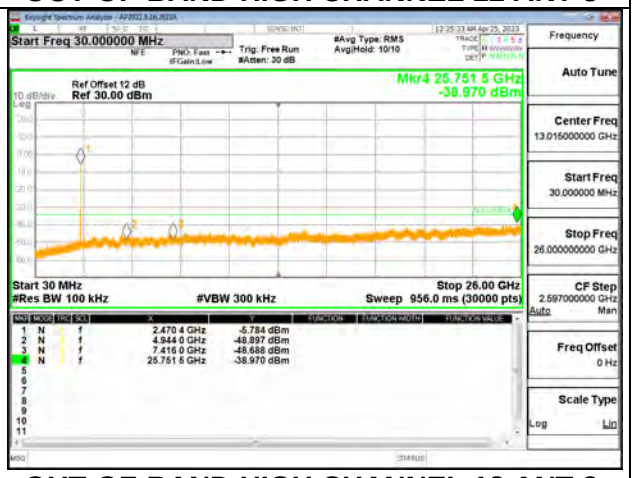

OUT-OF-BAND HIGH CHANNEL 13 ANT 3

UL Verification Services Inc.
47173 Benicia Street, Fremont, CA 94538; USA. TEL:(510) 319-4000 FAX:(510) 661-0888
This report shall not be reproduced except in full, without the written approval of UL Verification Services Inc.

ANT 4 + ANT 3 2TX MODE, 26-Tones, RU Index 8

LOW CHANNEL 1 BANDEDGE ANT 4

OUT-OF-BAND LOW CHANNEL 1 ANT 4

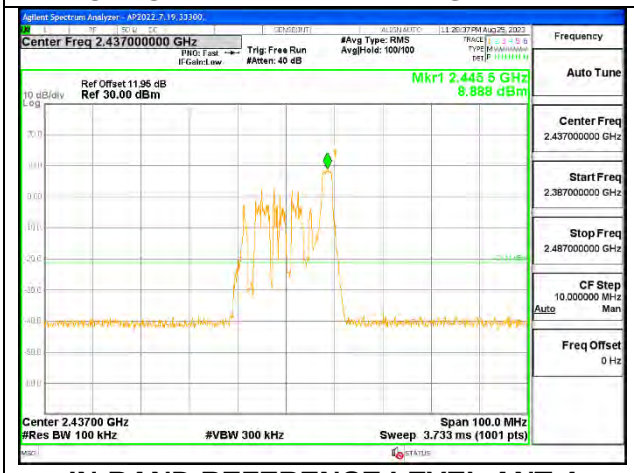

IN-BAND REFERENCE LEVEL ANT 4

OUT-OF-BAND MID CHANNEL ANT 4

HIGH CHANNEL 11 BANDEDGE ANT 4

OUT-OF-BAND HIGH CHANNEL 11 ANT 4

UL Verification Services Inc.
47173 Benicia Street, Fremont, CA 94538; USA. TEL:(510) 319-4000 FAX:(510) 661-0888
This report shall not be reproduced except in full, without the written approval of UL Verification Services Inc.

HIGH CHANNEL 12 BANDEDGE ANT 4

OUT-OF-BAND HIGH CHANNEL 12 ANT 4

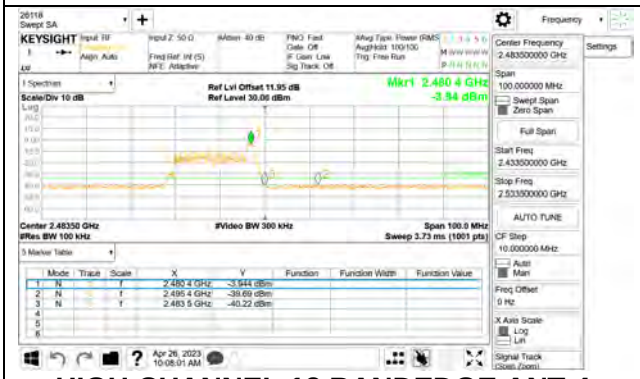

HIGH CHANNEL 13 BANDEDGE ANT 4

OUT-OF-BAND HIGH CHANNEL 13 ANT 4

UL Verification Services Inc.
47173 Benicia Street, Fremont, CA 94538; USA. TEL:(510) 319-4000 FAX:(510) 661-0888
This report shall not be reproduced except in full, without the written approval of UL Verification Services Inc.

LOW CHANNEL 1 BANDEDGE ANT 3

OUT-OF-BAND LOW CHANNEL 1 ANT 3

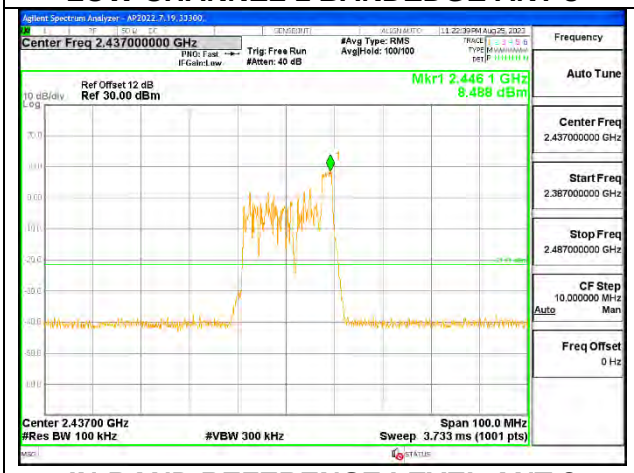

IN-BAND REFERENCE LEVEL ANT 3

OUT-OF-BAND MID CHANNEL ANT 3

HIGH CHANNEL 11 BANDEDGE ANT 3

OUT-OF-BAND HIGH CHANNEL 11 ANT 3

UL Verification Services Inc.
47173 Benicia Street, Fremont, CA 94538; USA. TEL:(510) 319-4000 FAX:(510) 661-0888
This report shall not be reproduced except in full, without the written approval of UL Verification Services Inc.

HIGH CHANNEL 12 BANDEDGE ANT 3

OUT-OF-BAND HIGH CHANNEL 12 ANT 3

HIGH CHANNEL 13 BANDEDGE ANT 3

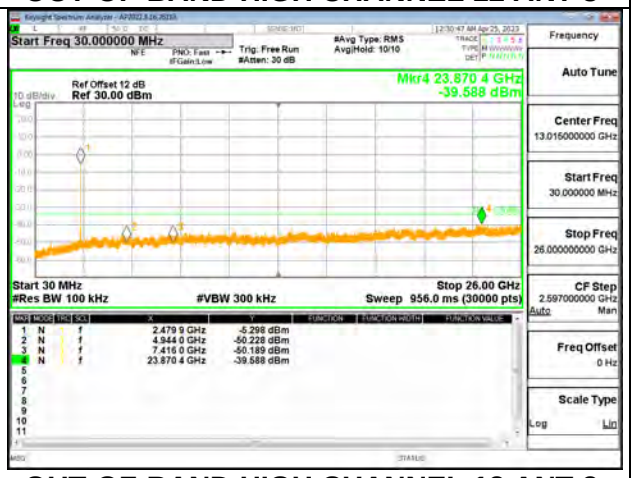

OUT-OF-BAND HIGH CHANNEL 13 ANT 3

UL Verification Services Inc.
47173 Benicia Street, Fremont, CA 94538; USA. TEL:(510) 319-4000 FAX:(510) 661-0888
This report shall not be reproduced except in full, without the written approval of UL Verification Services Inc.

ANT 4 + ANT 3 2TX MODE: SU Mode

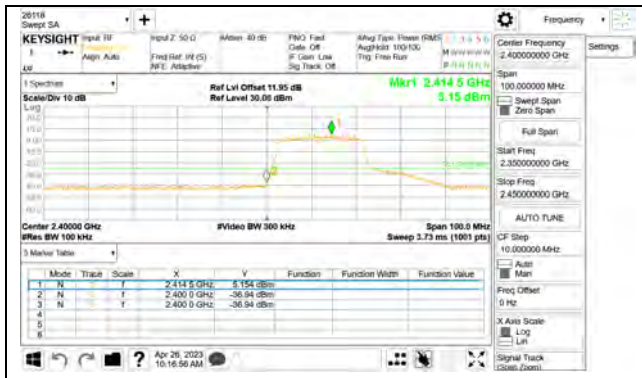

LOW CHANNEL 1 BANDEDGE ANT 4

OUT-OF-BAND LOW CHANNEL 1 ANT 4

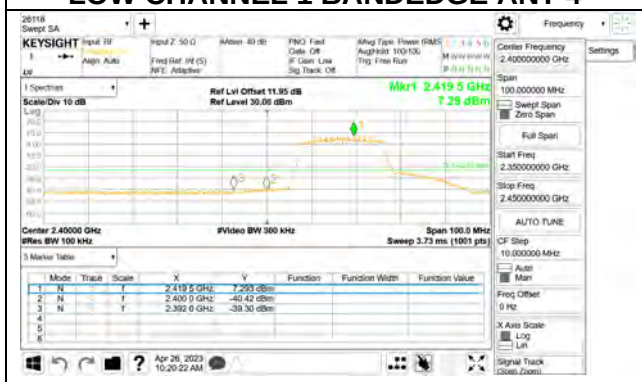

LOW CHANNEL 2 BANDEDGE ANT 4

OUT-OF-BAND LOW CHANNEL 2 ANT 4

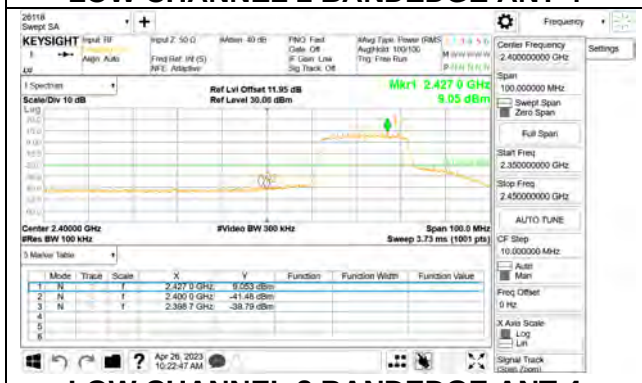

LOW CHANNEL 3 BANDEDGE ANT 4

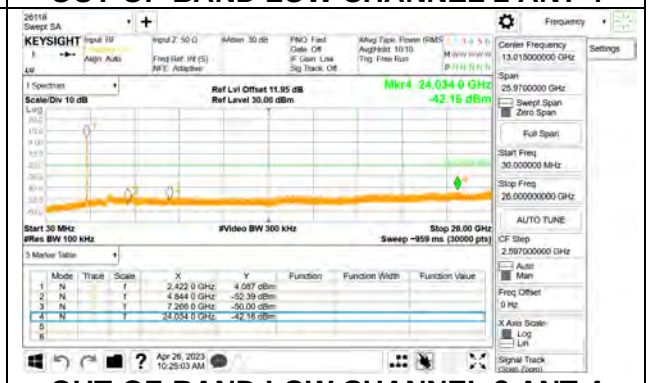

OUT-OF-BAND LOW CHANNEL 3 ANT 4

UL Verification Services Inc.
47173 Benicia Street, Fremont, CA 94538; USA. TEL:(510) 319-4000 FAX:(510) 661-0888
This report shall not be reproduced except in full, without the written approval of UL Verification Services Inc.

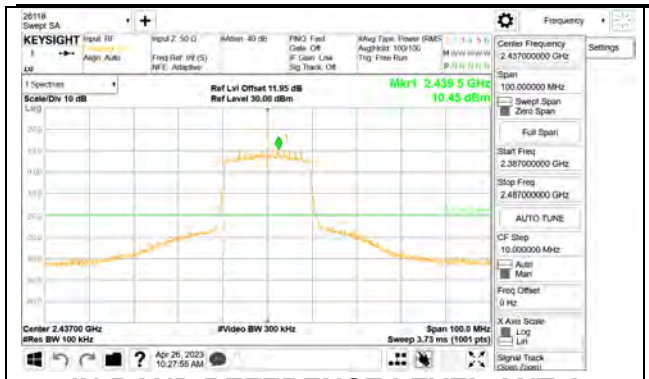

IN-BAND REFERENCE LEVEL ANT 4

OUT-OF-BAND MID CHANNEL ANT 4

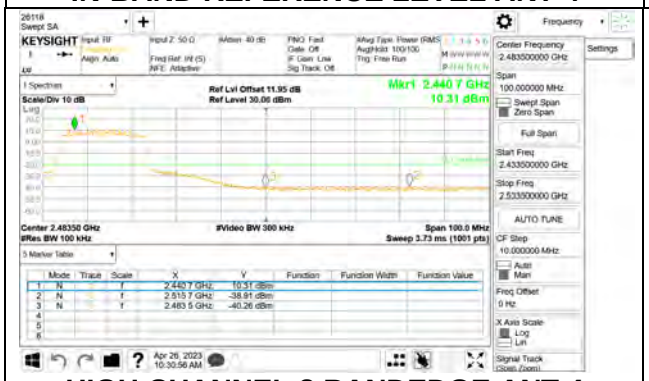

HIGH CHANNEL 8 BANDEDGE ANT 4

OUT-OF-BAND HIGH CHANNEL 8 ANT 4

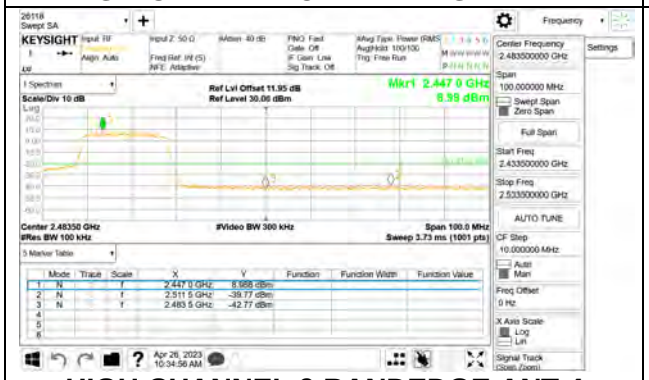

HIGH CHANNEL 9 BANDEDGE ANT 4

OUT-OF-BAND HIGH CHANNEL 9 ANT 4

UL Verification Services Inc.
47173 Benicia Street, Fremont, CA 94538; USA. TEL:(510) 319-4000 FAX:(510) 661-0888
This report shall not be reproduced except in full, without the written approval of UL Verification Services Inc.

HIGH CHANNEL 10 BANDEDGE ANT 4

OUT-OF-BAND HIGH CHANNEL 10 ANT 4

HIGH CHANNEL 11 BANDEDGE ANT 4

OUT-OF-BAND HIGH CHANNEL 11 ANT 4

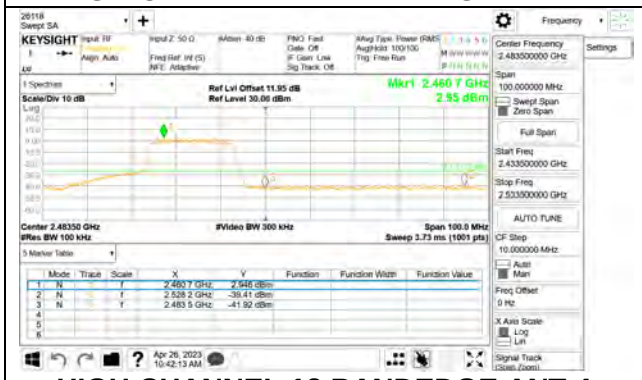

HIGH CHANNEL 12 BANDEDGE ANT 4

OUT-OF-BAND HIGH CHANNEL 12 ANT 4

UL Verification Services Inc.
47173 Benicia Street, Fremont, CA 94538; USA. TEL:(510) 319-4000 FAX:(510) 661-0888
This report shall not be reproduced except in full, without the written approval of UL Verification Services Inc.

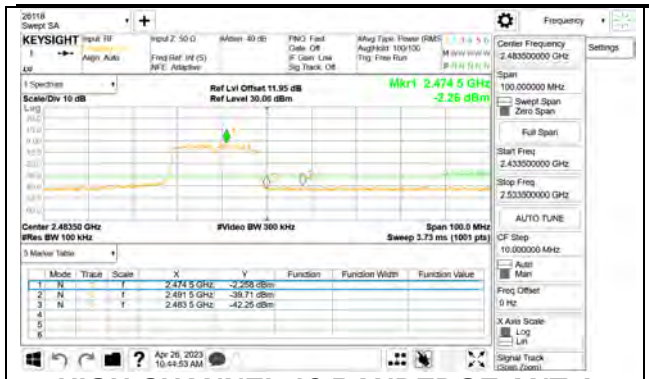

HIGH CHANNEL 13 BANDEDGE ANT 4

OUT-OF-BAND HIGH CHANNEL 13 ANT 4

UL Verification Services Inc.
47173 Benicia Street, Fremont, CA 94538; USA. TEL:(510) 319-4000 FAX:(510) 661-0888
This report shall not be reproduced except in full, without the written approval of UL Verification Services Inc.

LOW CHANNEL 1 BANDEDGE ANT 3

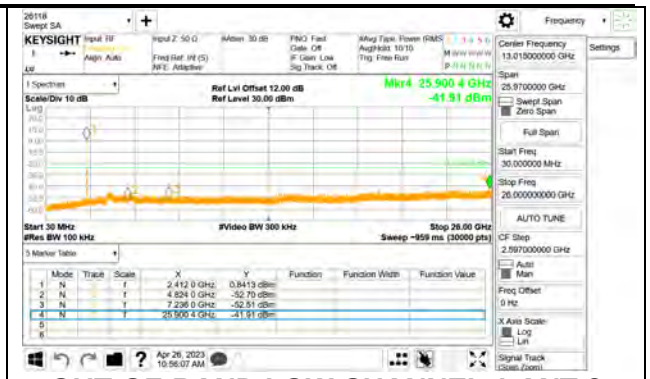

OUT-OF-BAND LOW CHANNEL 1 ANT 3

LOW CHANNEL 2 BANDEDGE ANT 3

OUT-OF-BAND LOW CHANNEL 2 ANT 3

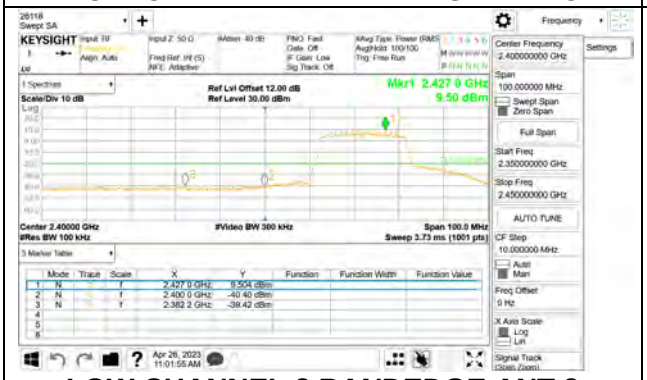

LOW CHANNEL 3 BANDEDGE ANT 3

OUT-OF-BAND LOW CHANNEL 3 ANT 3

UL Verification Services Inc.
47173 Benicia Street, Fremont, CA 94538; USA. TEL:(510) 319-4000 FAX:(510) 661-0888
This report shall not be reproduced except in full, without the written approval of UL Verification Services Inc.

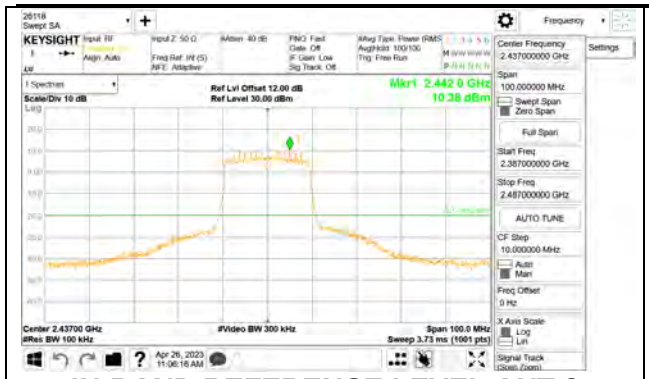

IN-BAND REFERENCE LEVEL ANT 3

OUT-OF-BAND MID CHANNEL ANT 3

HIGH CHANNEL 8 BANDEDGE ANT 3

OUT-OF-BAND HIGH CHANNEL 8 ANT 3

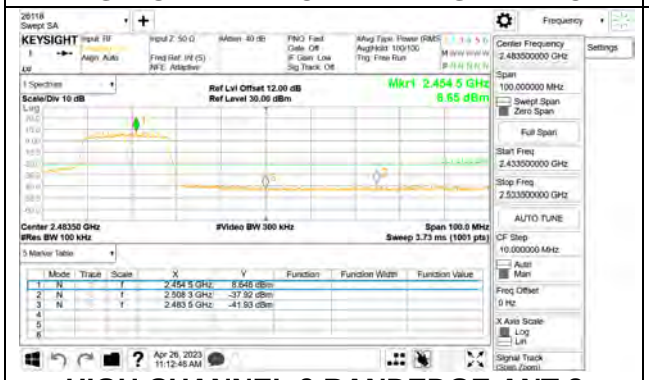

HIGH CHANNEL 9 BANDEDGE ANT 3

OUT-OF-BAND HIGH CHANNEL 9 ANT 3

UL Verification Services Inc.
47173 Benicia Street, Fremont, CA 94538; USA. TEL:(510) 319-4000 FAX:(510) 661-0888
This report shall not be reproduced except in full, without the written approval of UL Verification Services Inc.

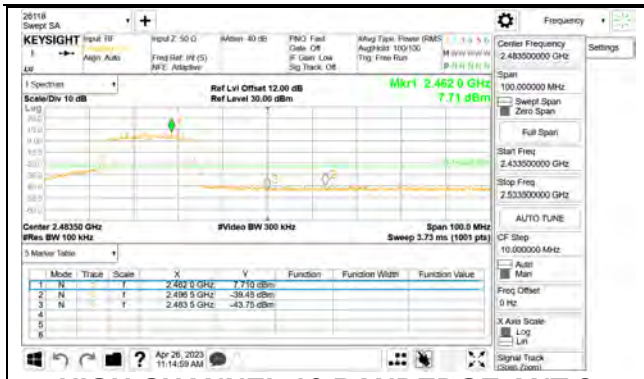

HIGH CHANNEL 10 BANDEDGE ANT 3

OUT-OF-BAND HIGH CHANNEL 10 ANT 3

HIGH CHANNEL 11 BANDEDGE ANT 3

OUT-OF-BAND HIGH CHANNEL 11 ANT 3

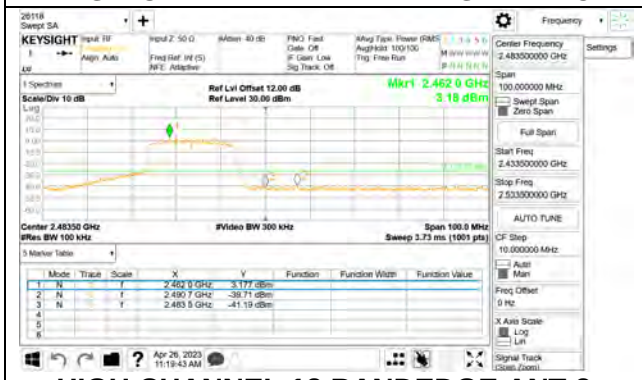

HIGH CHANNEL 12 BANDEDGE ANT 3

OUT-OF-BAND HIGH CHANNEL 12 ANT 3

UL Verification Services Inc.
47173 Benicia Street, Fremont, CA 94538; USA. TEL:(510) 319-4000 FAX:(510) 661-0888
This report shall not be reproduced except in full, without the written approval of UL Verification Services Inc.

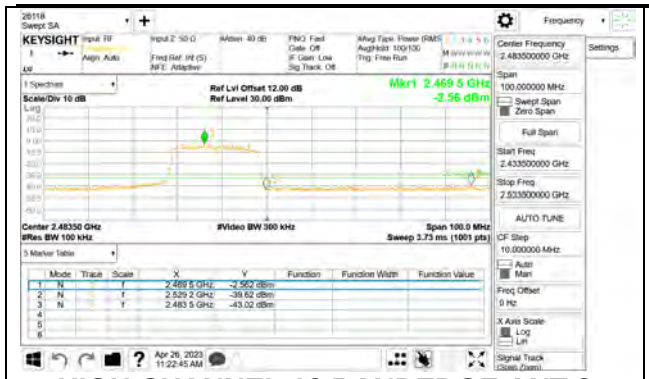

HIGH CHANNEL 13 BANDEDGE ANT 3

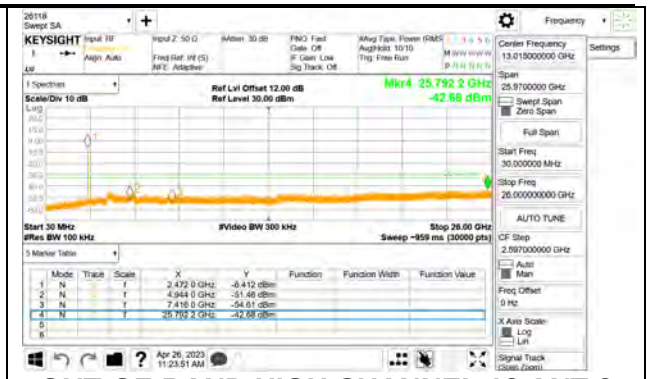

OUT-OF-BAND HIGH CHANNEL 13 ANT 3

UL Verification Services Inc.
47173 Benicia Street, Fremont, CA 94538; USA. TEL:(510) 319-4000 FAX:(510) 661-0888
This report shall not be reproduced except in full, without the written approval of UL Verification Services Inc.

10. RADIATED TEST RESULTS

LIMITS

FCC §15.205 and §15.209
RSS-GEN, Section 8.9 and 8.10

Frequency Range (MHz)	Field Strength Limit (uV/m) at 3 m	Field Strength Limit (dBuV/m) at 3 m
0.009-0.490	2400/F(kHz) @ 300 m	-
0.490-1.705	24000/F(kHz) @ 30 m	-
1.705 - 30	30 @ 30m	-
30 - 88	100	40
88 - 216	150	43.5
216 - 960	200	46
Above 960	500	54

TEST PROCEDURE

The EUT is placed on a non-conducting table 80 cm above the ground plane for measurement below 1GHz; 1.5 m above the ground plane for measurement above 1GHz. The antenna to EUT distance is 3 meters. The EUT is configured in accordance with ANSI C63.10. The EUT is set to transmit in a continuous mode.

For measurements below 1 GHz the resolution bandwidth is set to 100 kHz for peak detection measurements or 120 kHz for quasi-peak detection measurements. Peak detection is used unless otherwise noted as quasi-peak.

For pre-scans above 1 GHz the resolution bandwidth is set to 1 MHz; the video bandwidth is set to 30 KHz for peak measurements.

For final measurements above 1 GHz the resolution bandwidth is set to 1 MHz; the video bandwidth is set to 3 MHz for peak measurements and as applicable for average measurements.

The spectrum from 1 GHz to 18 GHz is investigated with the transmitter set to the lowest, middle, and highest channels in each applicable band. Below 1GHz and above 18GHz emissions, the channel with the highest output power was tested.

The frequency range of interest is monitored at a fixed antenna height and EUT azimuth. The EUT is rotated through 360 degrees to maximize emissions received. The antenna is scanned from 1 to 4 meters above the ground plane to further maximize the emission. Measurements are made with the antenna polarized in both the vertical and the horizontal positions.

Note: The limits in CFR 47, Part 15, Subpart C, paragraph 15.209(a), are identical to those in RSS-Gen section 8.9, Table 6, since the measurements are performed in terms of magnetic field strength and converted to electric field strength levels (as report in the table) using free space impedance of 377 Ohms. For example, the measurement at frequency X kHz resulted in a level of Y dBuV/m, which is equivalent to Y-51.5 = Z dBuA/m, which has the same margin, W dB to the corresponding RSS-Gen Table 6 limit as it has to 15.209(a) limit.
In addition:

UL Verification Services Inc.
47173 Benicia Street, Fremont, CA 94538; USA. TEL:(510) 319-4000 FAX:(510) 661-0888
This report shall not be reproduced except in full, without the written approval of UL Verification Services Inc.

KDB 414788 Open Field Site(OFS) and Chamber Correlation Justification

Base on FCC 15.31 (f) (2): measurements may be performed at a distance closer than that specified in the regulations; however, an attempt should be made to avoid making measurements in the near field.

OFS and chamber correlation testing had been performed and chamber measured test result is the worst-case test result.

RESULTS

UL Verification Services Inc.
47173 Benicia Street, Fremont, CA 94538; USA. TEL:(510) 319-4000 FAX:(510) 661-0888
This report shall not be reproduced except in full, without the written approval of UL Verification Services Inc.

10.1. TRANSMITTER ABOVE 1 GHz

10.1.1. 802.11b Mode 1TX ANT 4 IN THE 2.4 GHz BAND

BANDEDGE (LOW CHANNEL, CH 1)

HORIZONTAL RESULT

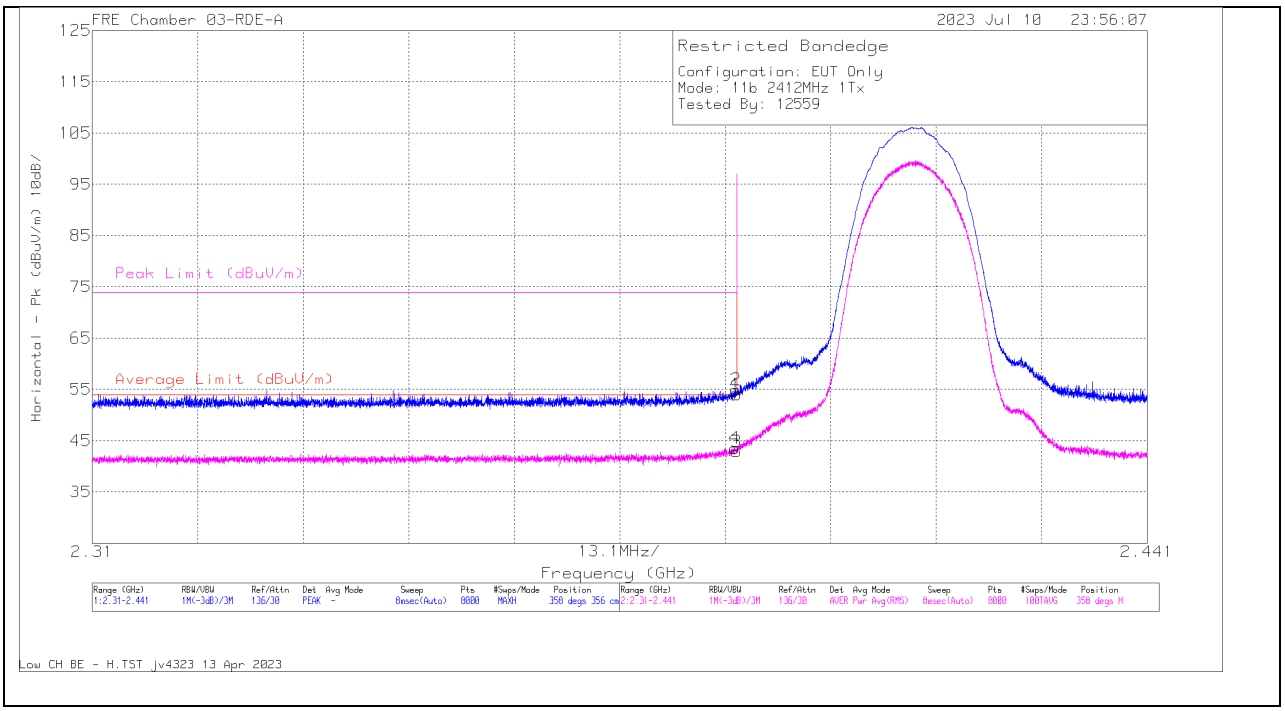

Marker	Frequency (GHz)	Meter Reading (dBuV)	Det	200897 ACF (dB) 3mH	DCCF (dB)	Gain/Loss (dB)	Corrected Reading (dBuV/m)	Average Limit (dBuV/m)	Margin (dB)	Peak Limit (dBuV/m)	PK Margin (dB)	Azimuth (Degs)	Height (cm)	Polarity
1	* 2.39	62.47	Pk	31.9	0	-40.42	53.95	-	-	74	-20.05	358	356	H
2	* 2.38992	63.44	Pk	31.9	0	-40.42	54.92	-	-	74	-19.08	358	356	H
3	* 2.39	51.41	RMS	31.9	0	-40.42	42.89	54	-11.11	-	-	358	356	H
4	* 2.389772	52.06	RMS	31.9	0	-40.42	43.54	54	-10.46	-	-	358	356	H

* - indicates frequency in CFR47 Pt 15 / IC RSS-Restricted Band
Pk - Peak detector
RMS - RMS detection

UL Verification Services Inc.
47173 Benicia Street, Fremont, CA 94538; USA. TEL:(510) 319-4000 FAX:(510) 661-0888
This report shall not be reproduced except in full, without the written approval of UL Verification Services Inc.

VERTICAL RESULT

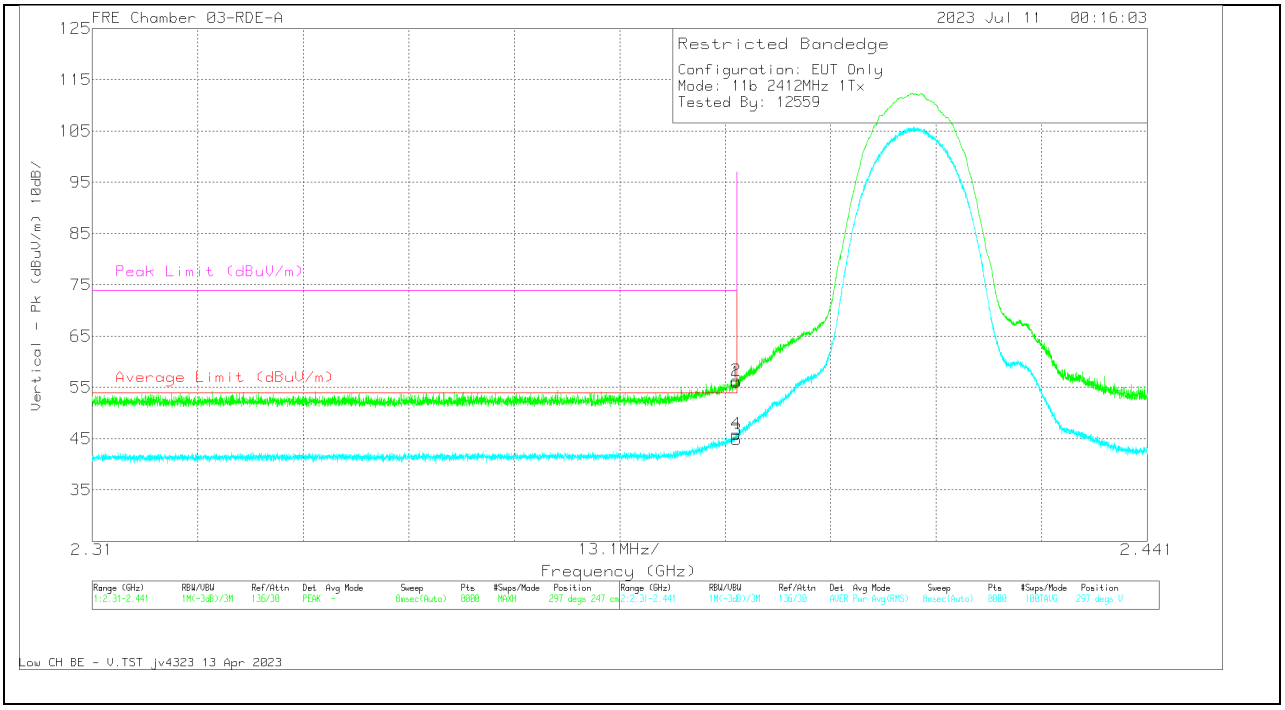

Marker	Frequency (GHz)	Meter Reading (dBuV)	Det	200897 ACF (dB) 3mH	DCCF (dB)	Gain/Loss (dB)	Corrected Reading (dBuV/m)	Average Limit (dBuV/m)	Margin (dB)	Peak Limit (dBuV/m)	PK Margin (dB)	Azimuth (Degs)	Height (cm)	Polarity
1	* 2.39	64.54	Pk	31.9	0	-40.42	56.02	-	-	74	-17.98	297	247	V
2	* 2.389936	64.87	Pk	31.9	0	-40.42	56.35	-	-	74	-17.65	297	247	V
3	* 2.39	53.36	RMS	31.9	0	-40.42	44.84	54	-9.16	-	-	297	247	V
4	* 2.389969	54.41	RMS	31.9	0	-40.42	45.89	54	-8.11	-	-	297	247	V

* - indicates frequency in CFR47 Pt 15 / IC RSS-Restricted Band
Pk - Peak detector
RMS - RMS detection

UL Verification Services Inc.
47173 Benicia Street, Fremont, CA 94538; USA. TEL:(510) 319-4000 FAX:(510) 661-0888
This report shall not be reproduced except in full, without the written approval of UL Verification Services Inc.

BANDEDGE (HIGH CHANNEL, CH 11)

HORIZONTAL RESULT

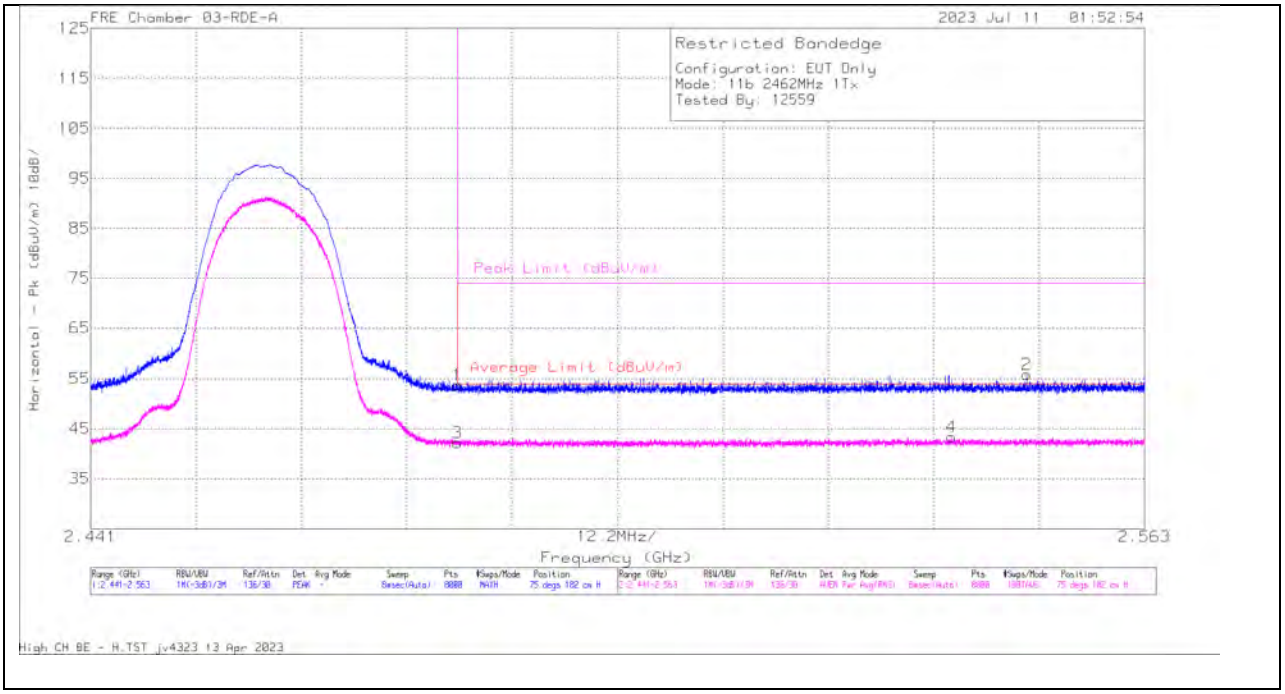

Marker	Frequency (GHz)	Meter Reading (dBuV)	Det	200897 ACF (dB) 3mH	DCCF (dB)	Gain/Loss (dB)	Corrected Reading (dBuV/m)	Average Limit (dBuV/m)	Margin (dB)	Peak Limit (dBuV/m)	PK Margin (dB)	Azimuth (Degs)	Height (cm)	Polarity
1	* 2.4835	61.6	Pk	32.2	0	-40.11	53.69	-	-	74	-20.31	75	182	H
3	* 2.4835	50.18	RMS	32.2	0	-40.11	42.27	54	-11.73	-	-	75	182	H
4	2.540672	51.09	RMS	32.2	0	-39.96	43.33	54	-10.67	-	-	75	182	H
2	2.549381	63.55	Pk	32.2	0	-39.94	55.81	-	-	74	-18.19	75	182	H

* - indicates frequency in CFR47 Pt 15 / IC RSS-Restricted Band
Pk - Peak detector
RMS - RMS detection

UL Verification Services Inc.
47173 Benicia Street, Fremont, CA 94538; USA. TEL:(510) 319-4000 FAX:(510) 661-0888
This report shall not be reproduced except in full, without the written approval of UL Verification Services Inc.

VERTICAL RESULT

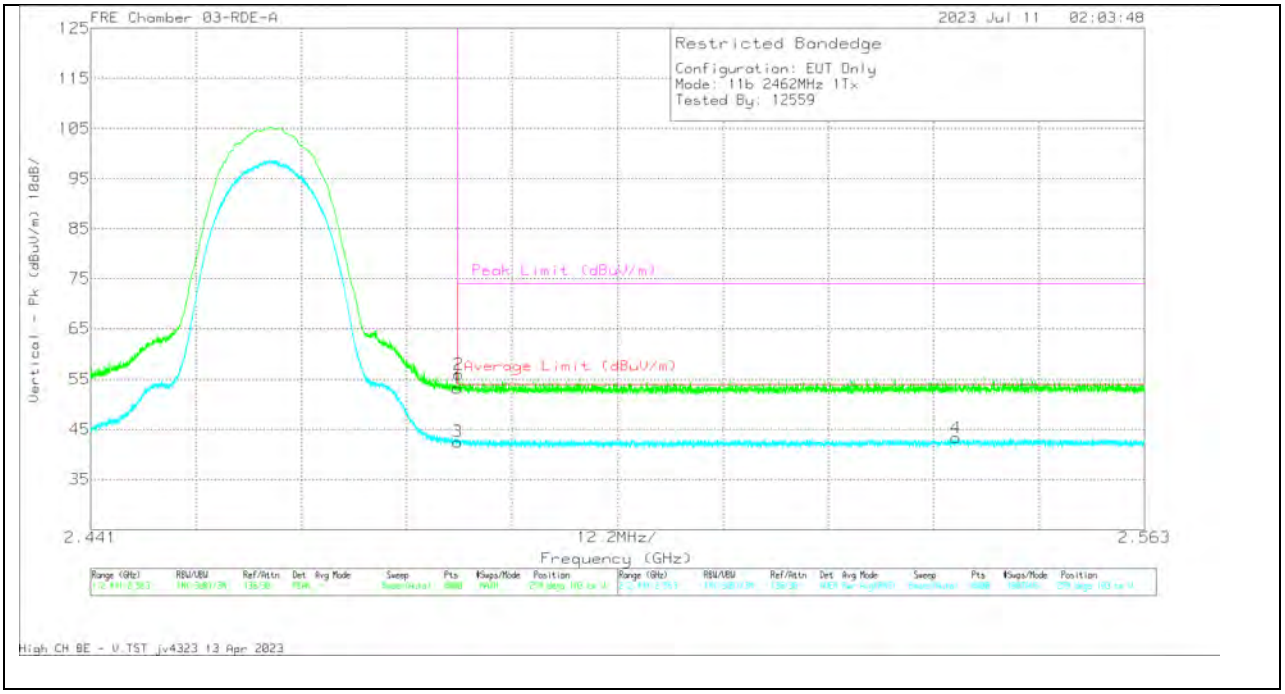

Marker	Frequency (GHz)	Meter Reading (dBuV)	Det	200897 ACF (dB) 3mH	DCCF (dB)	Gain/Loss (dB)	Corrected Reading (dBuV/m)	Average Limit (dBuV/m)	Margin (dB)	Peak Limit (dBuV/m)	PK Margin (dB)	Azimuth (Degs)	Height (cm)	Polarity
1	* 2.4835	61.13	Pk	32.2	0	-40.11	53.22	-	-	74	-20.78	259	103	V
2	* 2.483614	63.84	Pk	32.2	0	-40.11	55.93	-	-	74	-18.07	259	103	V
3	* 2.4835	50.44	RMS	32.2	0	-40.11	42.53	54	-11.47	-	-	259	103	V
4	2.54116	51.08	RMS	32.2	0	-39.95	43.33	54	-10.67	-	-	259	103	V

* - indicates frequency in CFR47 Pt 15 / IC RSS-Restricted Band
Pk - Peak detector
RMS - RMS detection

UL Verification Services Inc.
47173 Benicia Street, Fremont, CA 94538; USA. TEL:(510) 319-4000 FAX:(510) 661-0888
This report shall not be reproduced except in full, without the written approval of UL Verification Services Inc.

BANDEDGE (HIGH CHANNEL, CH 12)

HORIZONTAL RESULT

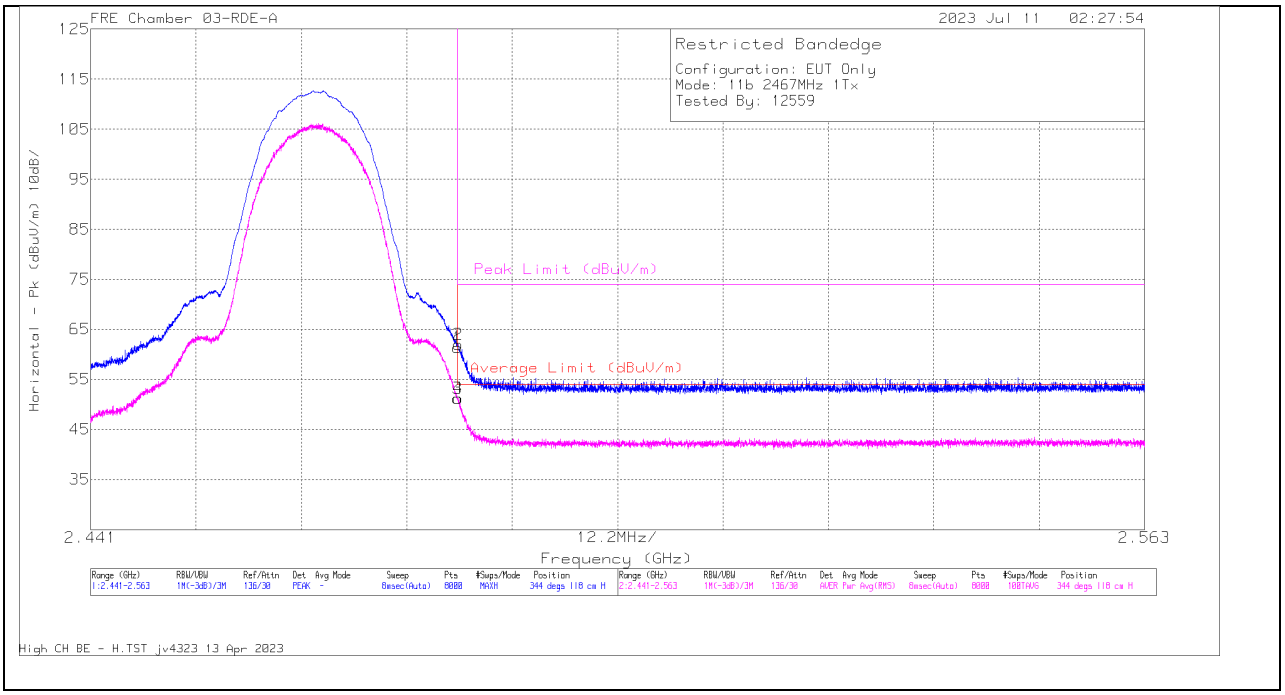

Marker	Frequency (GHz)	Meter Reading (dBuV)	Det	200897 ACF (dB) 3mH	DCCF (dB)	Gain/Loss (dB)	Corrected Reading (dBuV/m)	Average Limit (dBuV/m)	Margin (dB)	Peak Limit (dBuV/m)	PK Margin (dB)	Azimuth (Degs)	Height (cm)	Polarity
1	* 2.4835	69.32	Pk	32.2	0	-40.11	61.41	-	-	74	-12.59	344	118	H
2	* 2.483523	69.9	Pk	32.2	0	-40.11	61.99	-	-	74	-12.01	344	118	H
3	* 2.4835	59.1	RMS	32.2	0	-40.11	51.19	54	-2.81	-	-	344	118	H
4	* 2.483523	59.09	RMS	32.2	0	-40.11	51.18	54	-2.82	-	-	344	118	H

* - indicates frequency in CFR47 Pt 15 / IC RSS-Restricted Band
Pk - Peak detector
RMS - RMS detection

UL Verification Services Inc.
47173 Benicia Street, Fremont, CA 94538; USA. TEL:(510) 319-4000 FAX:(510) 661-0888
This report shall not be reproduced except in full, without the written approval of UL Verification Services Inc.

VERTICAL RESULT

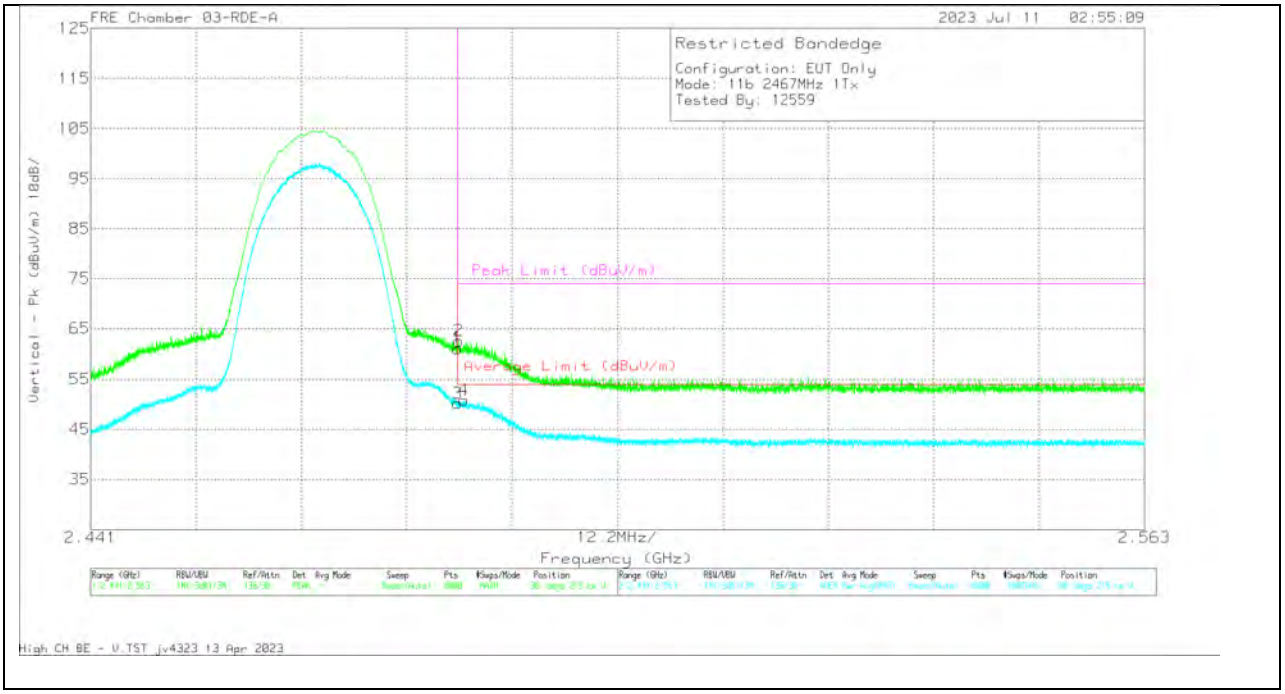

Marker	Frequency (GHz)	Meter Reading (dBuV)	Det	200897 ACF (dB) 3mH	DCCF (dB)	Gain/Loss (dB)	Corrected Reading (dBuV/m)	Average Limit (dBuV/m)	Margin (dB)	Peak Limit (dBuV/m)	PK Margin (dB)	Azimuth (Degs)	Height (cm)	Polarity
1	* 2.4835	69.04	Pk	32.2	0	-40.11	61.13	-	-	74	-12.87	301	215	V
2	* 2.483629	70.54	Pk	32.2	0	-40.11	62.63	-	-	74	-11.37	301	215	V
3	* 2.4835	58.13	RMS	32.2	0	-40.11	50.22	54	-3.78	-	-	301	215	V
4	* 2.484178	58.8	RMS	32.2	0	-40.11	50.89	54	-3.11	-	-	301	215	V

* - indicates frequency in CFR47 Pt 15 / IC RSS-Restricted Band
Pk - Peak detector
RMS - RMS detection

UL Verification Services Inc.
47173 Benicia Street, Fremont, CA 94538; USA. TEL:(510) 319-4000 FAX:(510) 661-0888
This report shall not be reproduced except in full, without the written approval of UL Verification Services Inc.

BANDEDGE (HIGH CHANNEL, CH 13)

HORIZONTAL RESULT

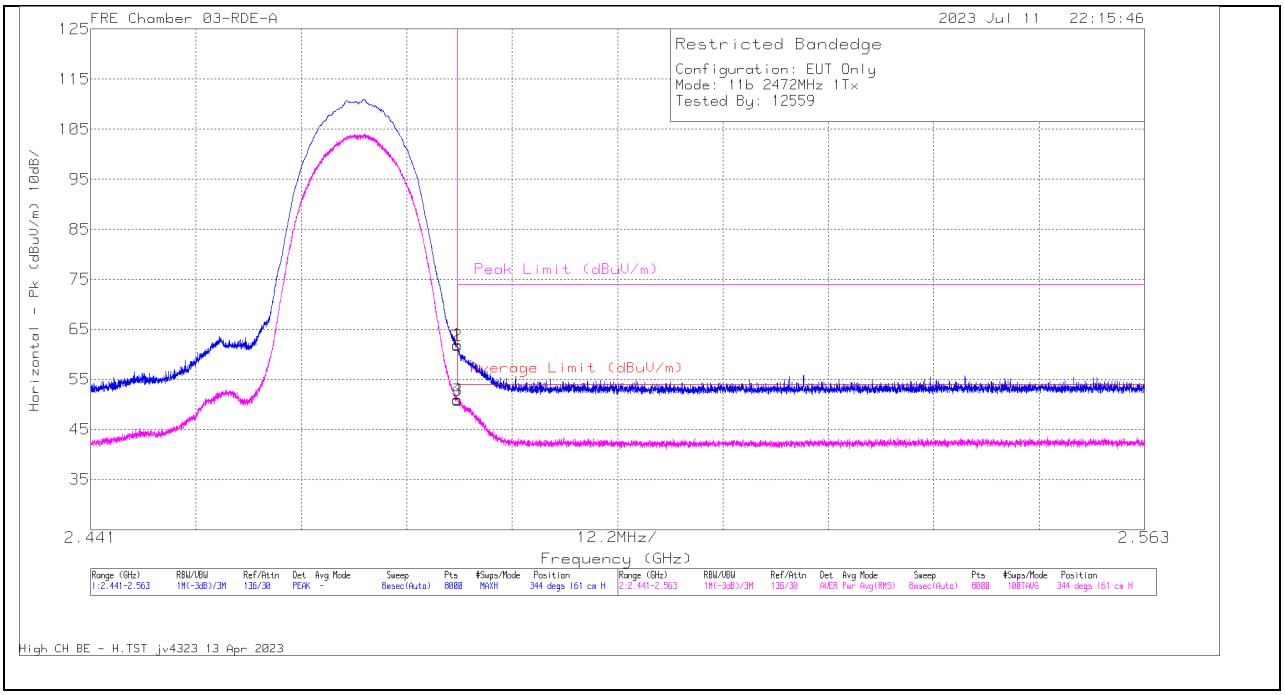

Marker	Frequency (GHz)	Meter Reading (dBuV)	Det	200897 ACF (dB) 3mH	DCCF (dB)	Gain/Loss (dB)	Corrected Reading (dBuV/m)	Average Limit (dBuV/m)	Margin (dB)	Peak Limit (dBuV/m)	PK Margin (dB)	Azimuth (Degs)	Height (cm)	Polarity
1	* 2.4835	69.87	Pk	32.2	0	-40.11	61.96	-	-	74	-12.04	344	161	H
2	* 2.483507	69.68	Pk	32.2	0	-40.11	61.77	-	-	74	-12.23	344	161	H
3	* 2.4835	58.78	RMS	32.2	0	-40.11	50.87	54	-3.13	-	-	344	161	H
4	* 2.483507	58.84	RMS	32.2	0	-40.11	50.93	54	-3.07	-	-	344	161	H

* - indicates frequency in CFR47 Pt 15 / IC RSS-Restricted Band
Pk - Peak detector
RMS - RMS detection

UL Verification Services Inc.
47173 Benicia Street, Fremont, CA 94538; USA. TEL:(510) 319-4000 FAX:(510) 661-0888
This report shall not be reproduced except in full, without the written approval of UL Verification Services Inc.

VERTICAL RESULT

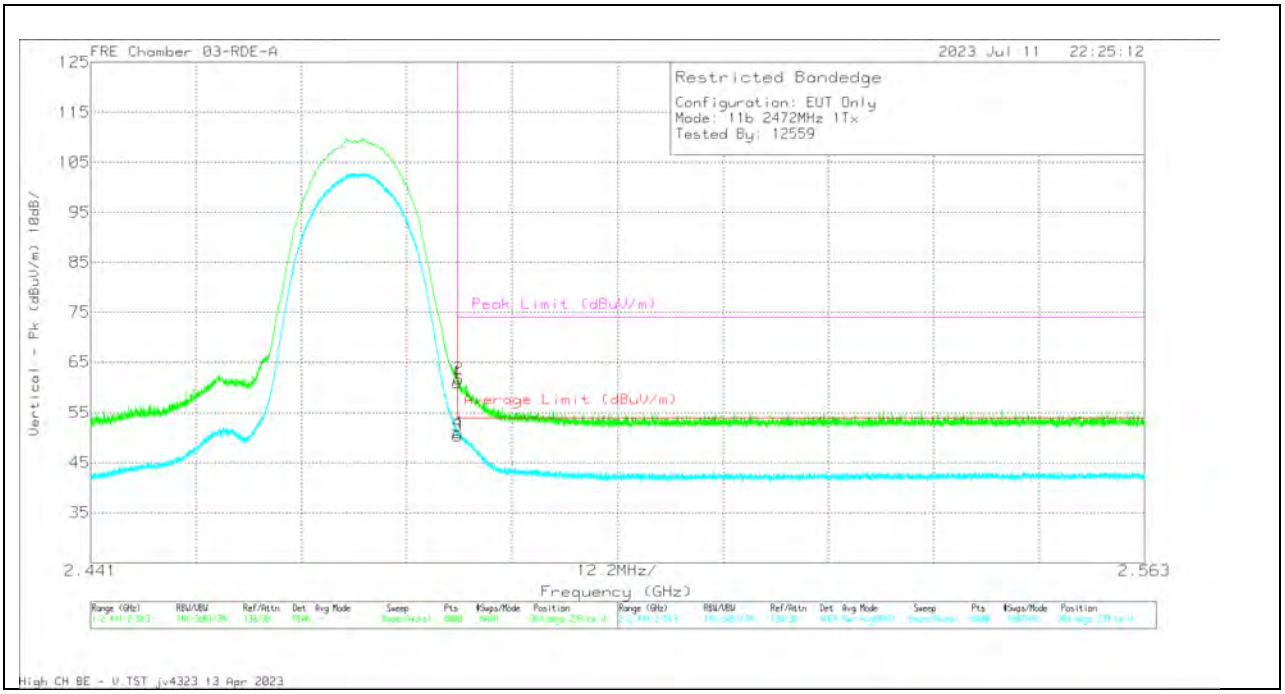

Marker	Frequency (GHz)	Meter Reading (dBuV)	Det	200897 ACF (dB) 3mH	DCCF (dB)	Gain/Loss (dB)	Corrected Reading (dBuV/m)	Average Limit (dBuV/m)	Margin (dB)	Peak Limit (dBuV/m)	PK Margin (dB)	Azimuth (Degs)	Height (cm)	Polarity
1	* 2.4835	68.85	Pk	32.2	0	-40.11	60.94	-	-	74	-13.06	303	239	V
2	* 2.483584	69.61	Pk	32.2	0	-40.11	61.7	-	-	74	-12.3	303	239	V
3	* 2.4835	58.32	RMS	32.2	0	-40.11	50.41	54	-3.59	-	-	303	239	V
4	* 2.483568	58.88	RMS	32.2	0	-40.11	50.97	54	-3.03	-	-	303	239	V

* - indicates frequency in CFR47 Pt 15 / IC RSS-Restricted Band
Pk - Peak detector
RMS - RMS detection

UL Verification Services Inc.
47173 Benicia Street, Fremont, CA 94538; USA. TEL:(510) 319-4000 FAX:(510) 661-0888
This report shall not be reproduced except in full, without the written approval of UL Verification Services Inc.

10.1.2. 802.11b ANT 4, HARMONICS AND SPURIOUS EMISSIONS

LOW CHANNEL, CH 1 RESULTS

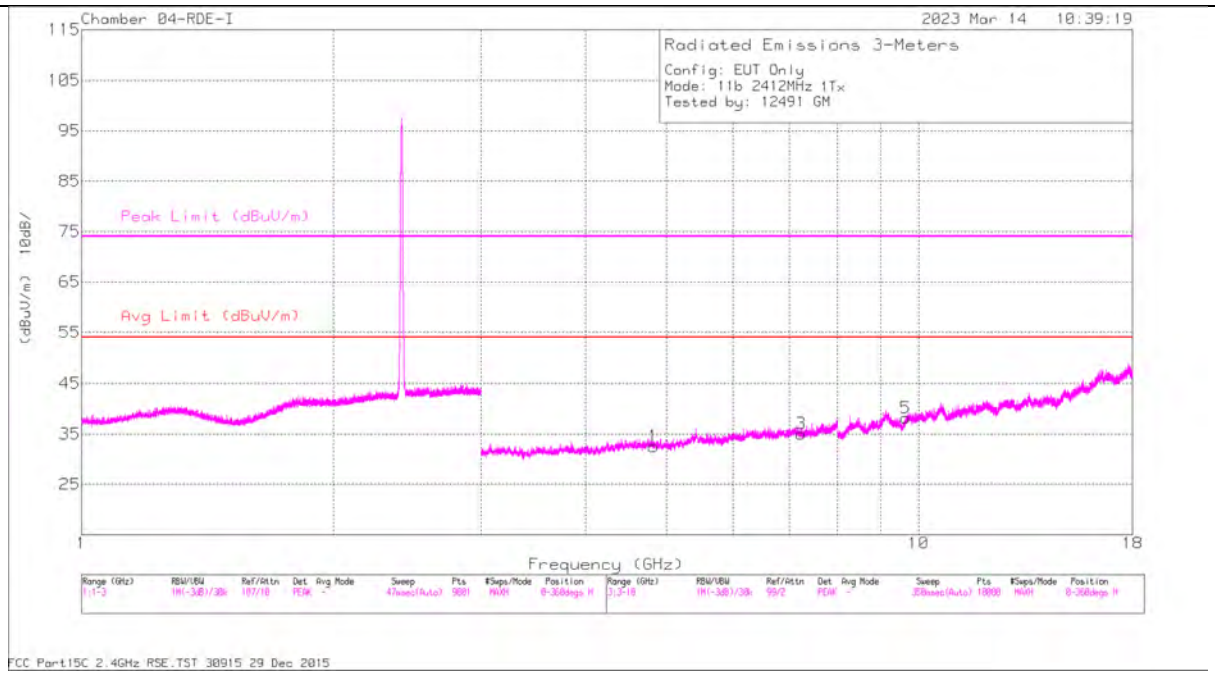

HORIZONTAL

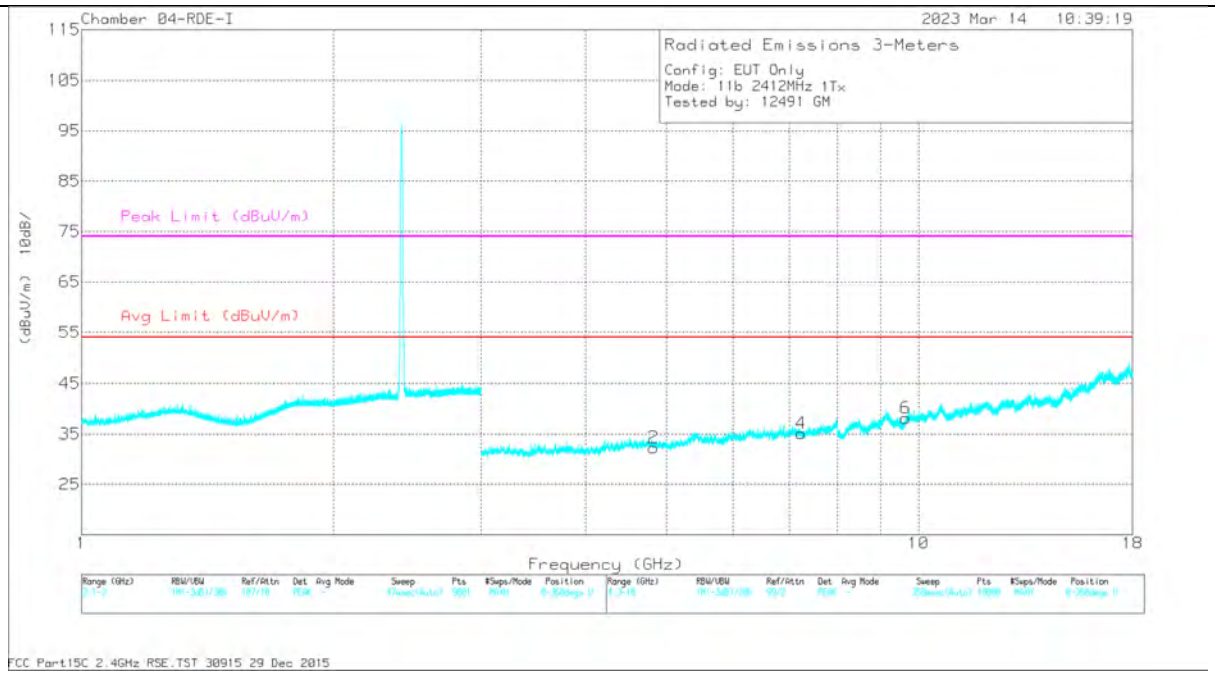

VERTICAL

UL Verification Services Inc.
47173 Benicia Street, Fremont, CA 94538; USA. TEL:(510) 319-4000 FAX:(510) 661-0888
This report shall not be reproduced except in full, without the written approval of UL Verification Services Inc.

RADIATED EMISSIONS

Marker	Frequency (GHz)	Meter Reading (dBuV)	Det	84797 ACF (dB) - 3mH	Amp/Cbl/ Fltr (dB)	Corrected Reading (dBuV/m)	Avg Limit (dBuV/m)	Margin (dB)	Peak Limit (dBuV/m)	PK Margin (dB)	Azimuth (Degs)	Height (cm)	Polarity
1	* 4.824457	36.71	PK2	34.1	-27.7	43.11			74	-30.89	65	117	H
	* 4.824278	24.88	MAv1	34.1	-27.7	31.28	54	-22.72			65	117	H
3	7.23633	35.52	PK2	35.6	-25.9	45.22					2	388	H
	7.235356	23.97	MAv1	35.6	-25.8	33.77					2	388	H
5	9.64857	33.18	PK2	36.6	-22.1	47.68					338	188	H
	9.649131	21.97	MAv1	36.6	-22.1	36.47					338	188	H
2	* 4.821761	36.62	PK2	34.1	-27.8	42.92			74	-31.08	150	121	V
	* 4.821565	25.04	MAv1	34.1	-27.8	31.34	54	-22.66	-	-	150	121	V
4	7.238359	36.04	PK2	35.6	-25.8	45.84					345	194	V
	7.237399	23.9	MAv1	35.6	-25.8	33.7					345	194	V
6	9.650001	33.9	PK2	36.6	-22	48.5					18	193	V
	9.647475	21.98	MAv1	36.6	-22.1	36.48					18	193	V

* - indicates frequency in CFR47 Pt 15 / IC RSS-Restricted Band
PK2 - KDB558074 Method: Maximum Peak
MAv1 - KDB558074 Option 1 Maximum RMS Average

UL Verification Services Inc.
47173 Benicia Street, Fremont, CA 94538; USA. TEL:(510) 319-4000 FAX:(510) 661-0888
This report shall not be reproduced except in full, without the written approval of UL Verification Services Inc.

MID CHANNEL, CH 6 RESULTS

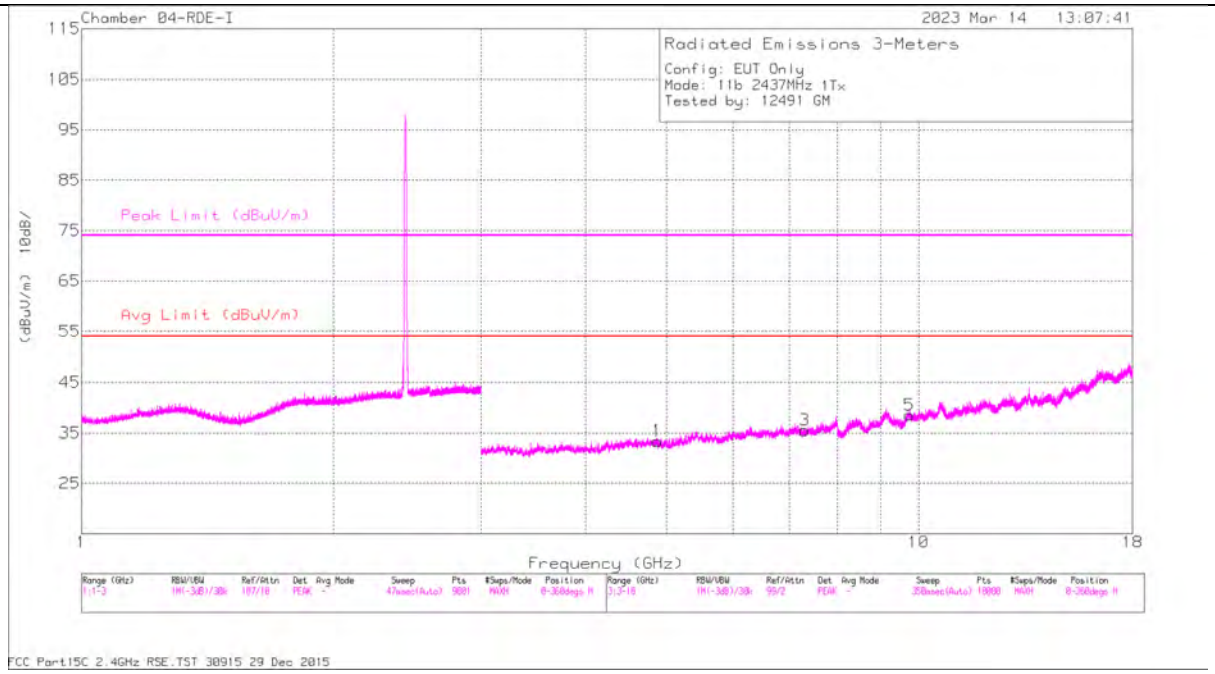

HORIZONTAL

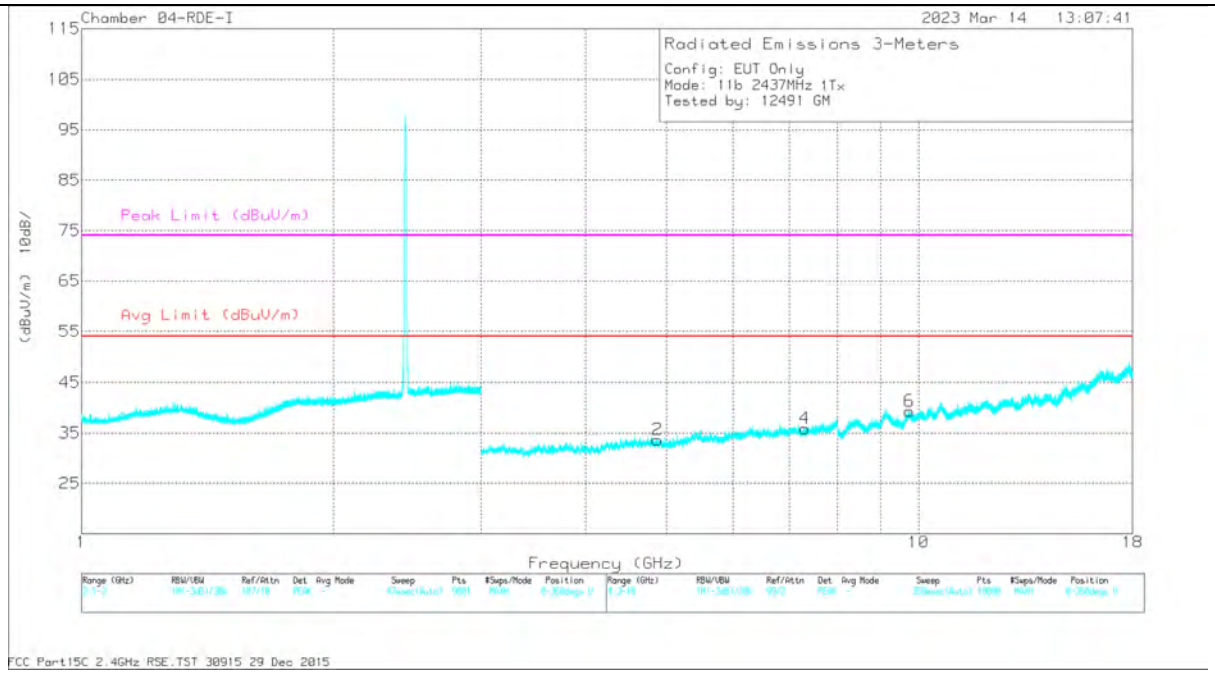

VERTICAL

UL Verification Services Inc.
47173 Benicia Street, Fremont, CA 94538; USA. TEL:(510) 319-4000 FAX:(510) 661-0888
This report shall not be reproduced except in full, without the written approval of UL Verification Services Inc.

RADIATED EMISSIONS

Marker	Frequency (GHz)	Meter Reading (dBuV)	Det	84797 ACF (dB) - 3mH	Amp/Cbl/Flt r (dB)	Corrected Reading (dBuV/m)	Avg Limit (dBuV/m)	Margin (dB)	Peak Limit (dBuV/m)	PK Margin (dB)	Azimuth (Degs)	Height (cm)	Polarity
1	* 4.876161	36.77	PK2	34.1	-28.1	42.77	-	-	74	-31.23	238	354	H
	* 4.874417	25.66	MAv1	34.1	-28	31.76	54	-22.24	-	-	238	354	H
3	* 7.311552	35.12	PK2	35.6	-25.9	44.82	-	-	74	-29.18	87	147	H
	* 7.309791	23.77	MAv1	35.6	-25.9	33.47	54	-20.53	-	-	87	147	H
5	9.747609	33.46	PK2	36.7	-21.8	48.36	-	-	-	-	340	310	H
	9.748004	21.67	MAv1	36.7	-21.8	36.57	-	-	-	-	340	310	H
2	* 4.87279	37.47	PK2	34	-28	43.47	-	-	74	-30.53	117	213	V
	* 4.873097	25.35	MAv1	34.1	-28	31.45	54	-22.55	-	-	117	213	V
4	* 7.309514	35.64	PK2	35.6	-25.9	45.34	-	-	74	-28.66	258	203	V
	* 7.309262	24	MAv1	35.6	-25.9	33.7	54	-20.3	-	-	258	203	V
6	9.746591	33.39	PK2	36.7	-21.8	48.29	-	-	-	-	263	219	V
	9.744578	21.79	MAv1	36.7	-21.7	36.79	-	-	-	-	263	219	V

* - indicates frequency in CFR47 Pt 15 / IC RSS-Restricted Band
PK2 - KDB558074 Method: Maximum Peak
MAv1 - KDB558074 Option 1 Maximum RMS Average

UL Verification Services Inc.
47173 Benicia Street, Fremont, CA 94538; USA. TEL:(510) 319-4000 FAX:(510) 661-0888
This report shall not be reproduced except in full, without the written approval of UL Verification Services Inc.

HIGH CHANNEL, CH 13 RESULTS

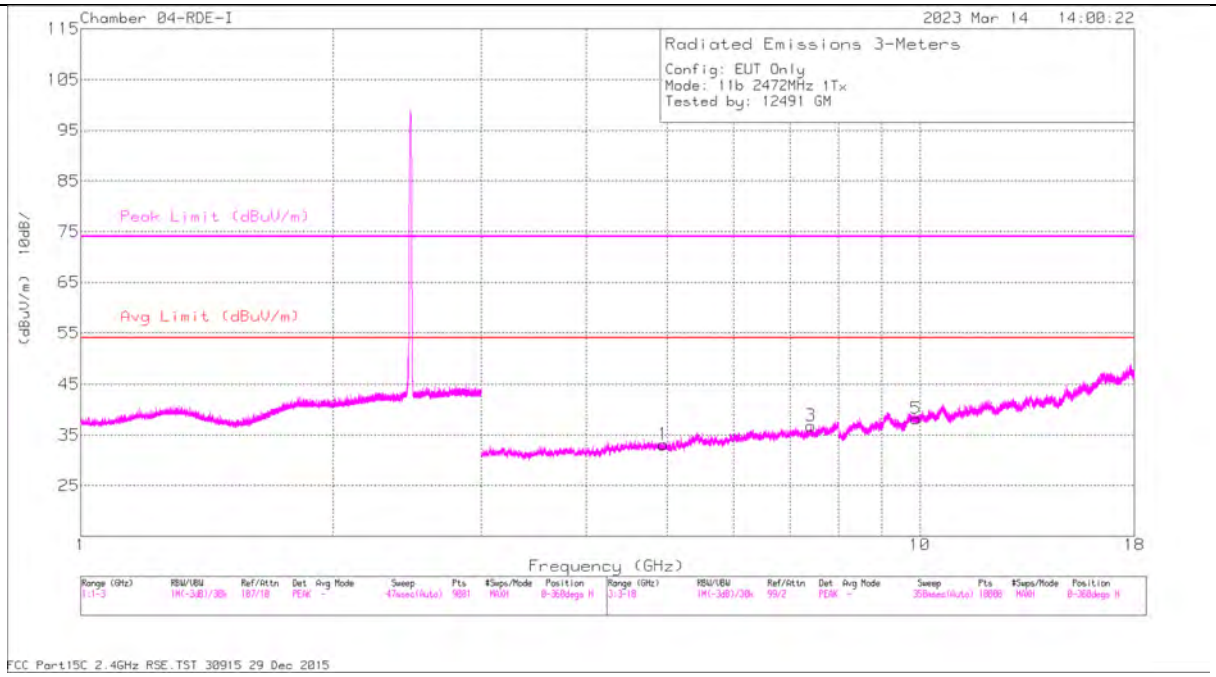

HORIZONTAL

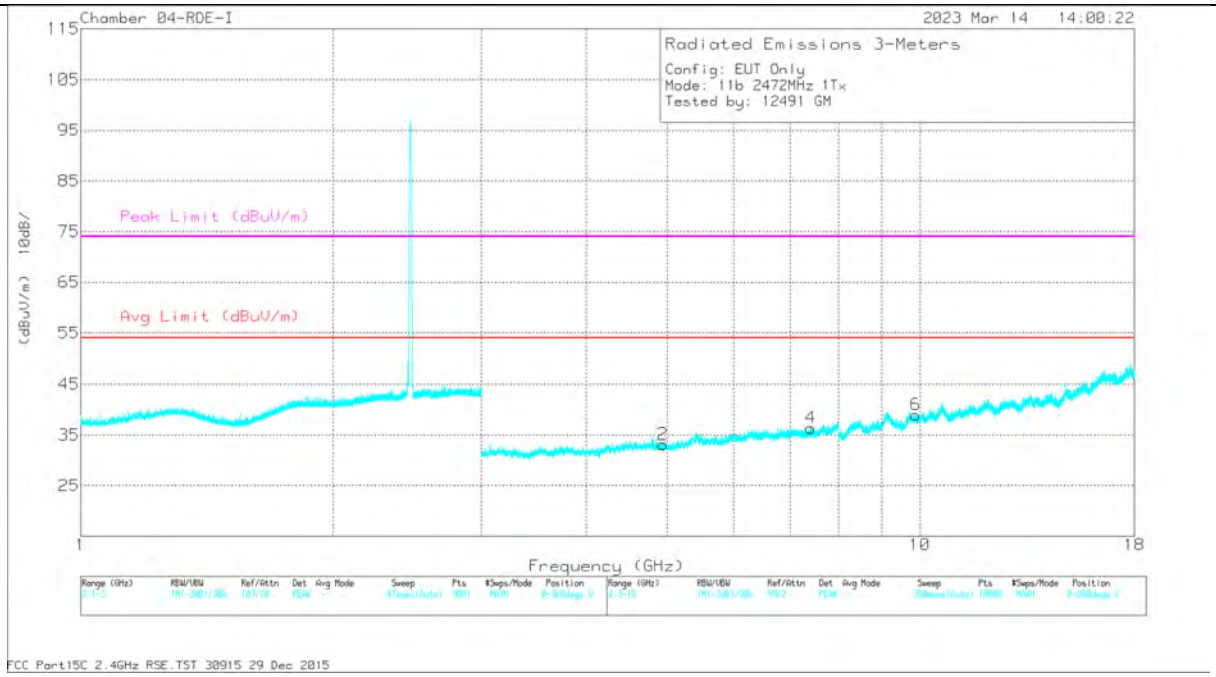

VERTICAL

UL Verification Services Inc.
47173 Benicia Street, Fremont, CA 94538; USA. TEL:(510) 319-4000 FAX:(510) 661-0888
This report shall not be reproduced except in full, without the written approval of UL Verification Services Inc.

RADIATED EMISSIONS

Marker	Frequency (GHz)	Meter Reading (dBuV)	Det	84797 ACF (dB) - 3mH	Amp/Cbl/Fltr (dB)	Corrected Reading (dBuV/m)	Avg Limit (dBuV/m)	Margin (dB)	Peak Limit (dBuV/m)	PK Margin (dB)	Azimuth (Degs)	Height (cm)	Polarity
1	* 4.947099	37.38	PK2	34	-28.5	42.88	-	-	74	-31.12	11	174	H
	* 4.946146	25.43	MAv1	34	-28.6	30.83	54	-23.17	-	-	11	174	H
3	* 7.413839	34.53	PK2	35.6	-25	45.13	-	-	74	-28.87	353	308	H
	* 7.411422	23	MAv1	35.6	-25	33.6	54	-20.4	-	-	353	308	H
5	9.886671	35	PK2	36.9	-22.9	49	-	-	-	-	4	382	H
	9.886775	23.35	MAv1	36.9	-22.9	37.35	-	-	-	-	4	382	H
2	* 4.944212	37.54	PK2	34	-28.6	42.94	-	-	74	-31.06	53	235	V
	* 4.941224	25.61	MAv1	34	-28.5	31.11	54	-22.89	-	-	53	235	V
4	* 7.411831	34.53	PK2	35.6	-25	45.13	-	-	74	-28.87	156	227	V
	* 7.414857	22.94	MAv1	35.6	-24.9	33.64	54	-20.36	-	-	156	227	V
6	9.89248	34.87	PK2	36.9	-22.9	48.87	-	-	-	-	314	207	V
	9.891034	22.97	MAv1	36.9	-22.9	36.97	-	-	-	-	314	207	V

* - indicates frequency in CFR47 Pt 15 / IC RSS-Restricted Band
PK2 - KDB558074 Method: Maximum Peak
MAv1 - KDB558074 Option 1 Maximum RMS Average

UL Verification Services Inc.
47173 Benicia Street, Fremont, CA 94538; USA. TEL:(510) 319-4000 FAX:(510) 661-0888
This report shall not be reproduced except in full, without the written approval of UL Verification Services Inc.

10.1.3. 802.11b Mode 1TX ANT 3 IN THE 2.4 GHz BAND

BANDEDGE (LOW CHANNEL, CH 1)

HORIZONTAL RESULT

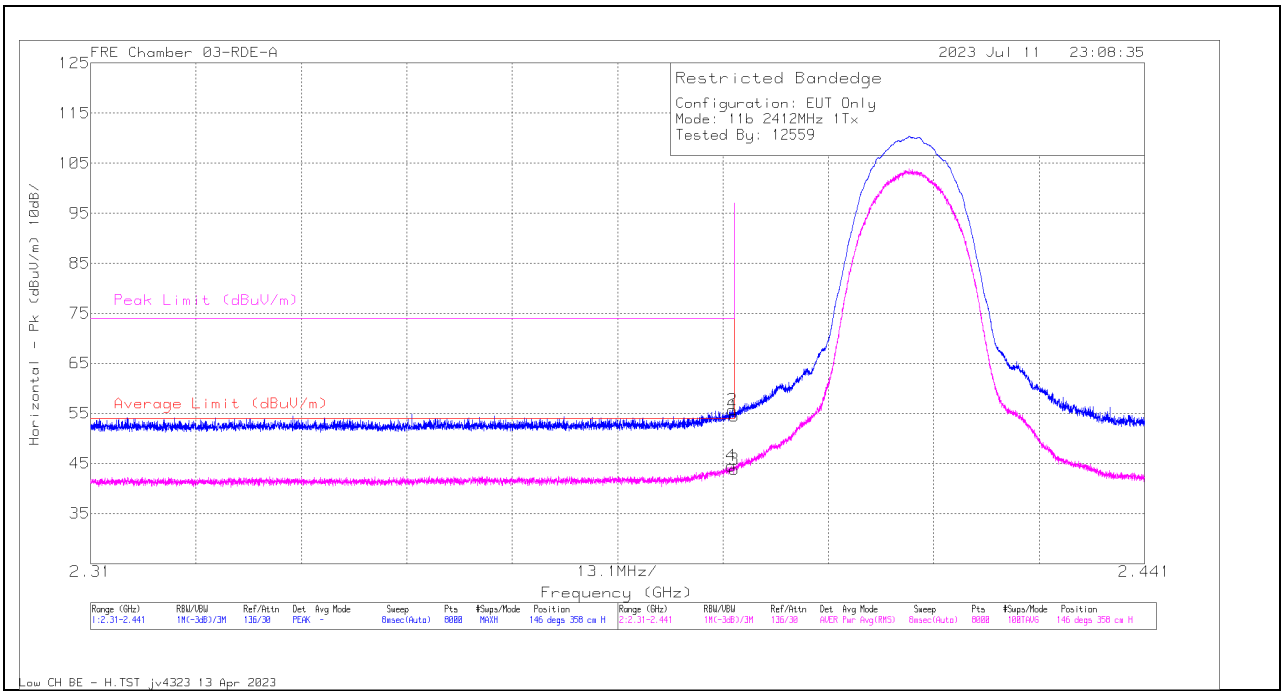

Marker	Frequency (GHz)	Meter Reading (dBuV)	Det	200897 ACF (dB) 3mH	DCCF (dB)	Gain/Loss (dB)	Corrected Reading (dBuV/m)	Average Limit (dBuV/m)	Margin (dB)	Peak Limit (dBuV/m)	PK Margin (dB)	Azimuth (Degs)	Height (cm)	Polarity
1	* 2.39	62.97	Pk	31.9	0	-40.42	54.45	-	-	74	-19.55	146	358	H
2	* 2.389772	64.21	Pk	31.9	0	-40.42	55.69	-	-	74	-18.31	146	358	H
3	* 2.39	52.37	RMS	31.9	0	-40.42	43.85	54	-10.15	-	-	146	358	H
4	* 2.389658	53.05	RMS	31.9	0	-40.42	44.53	54	-9.47	-	-	146	358	H

* - indicates frequency in CFR47 Pt 15 / IC RSS-Restricted Band
Pk - Peak detector
RMS - RMS detection

UL Verification Services Inc.
47173 Benicia Street, Fremont, CA 94538; USA. TEL:(510) 319-4000 FAX:(510) 661-0888
This report shall not be reproduced except in full, without the written approval of UL Verification Services Inc.

VERTICAL RESULT

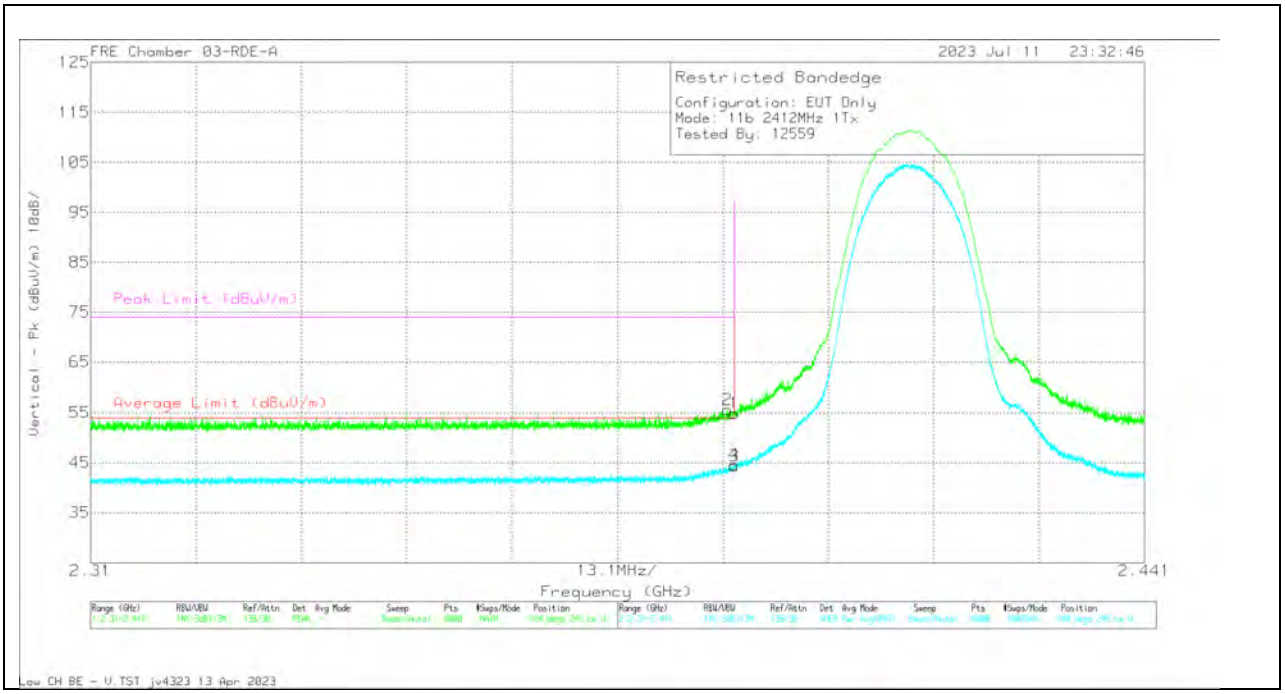

Marker	Frequency (GHz)	Meter Reading (dBuV)	Det	200897 ACF (dB) 3mH	DCCF (dB)	Gain/Loss (dB)	Corrected Reading (dBuV/m)	Average Limit (dBuV/m)	Margin (dB)	Peak Limit (dBuV/m)	PK Margin (dB)	Azimuth (Degs)	Height (cm)	Polarity
1	* 2.39	63.37	Pk	31.9	0	-40.42	54.85	-	-	74	-19.15	104	245	V
2	* 2.38915	64.13	Pk	31.9	0	-40.42	55.61	-	-	74	-18.39	104	245	V
3	* 2.39	52.84	RMS	31.9	0	-40.42	44.32	54	-9.68	-	-	104	245	V
4	* 2.389985	53.08	RMS	31.9	0	-40.42	44.56	54	-9.44	-	-	104	245	V

* - indicates frequency in CFR47 Pt 15 / IC RSS-Restricted Band
Pk - Peak detector
RMS - RMS detection

UL Verification Services Inc.
47173 Benicia Street, Fremont, CA 94538; USA. TEL:(510) 319-4000 FAX:(510) 661-0888
This report shall not be reproduced except in full, without the written approval of UL Verification Services Inc.

BANDEDGE (HIGH CHANNEL, CH 11)

HORIZONTAL RESULT

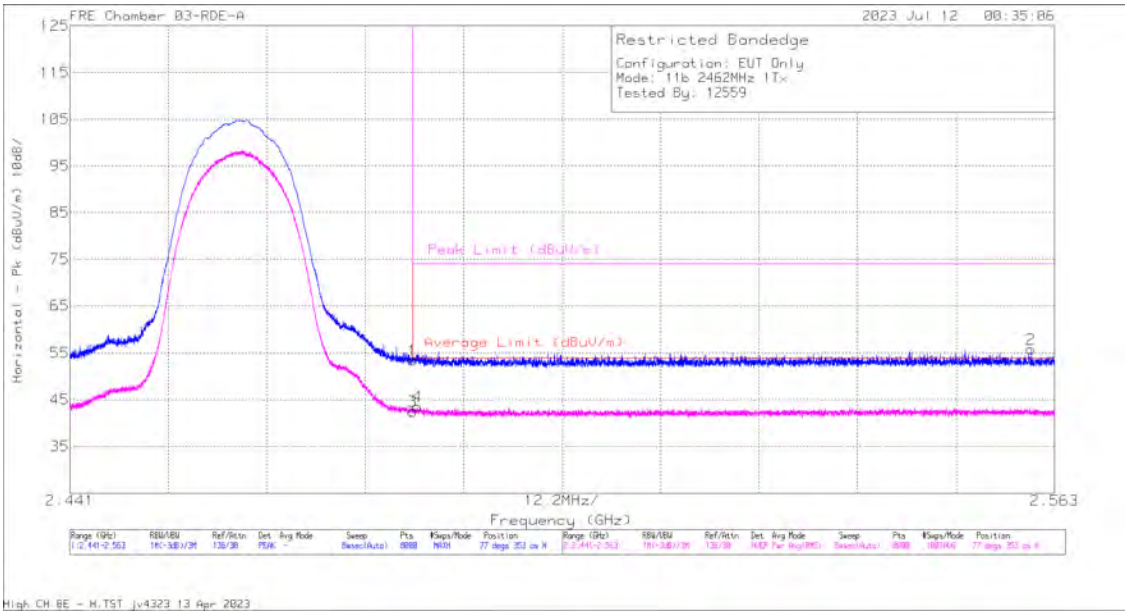

Marker	Frequency (GHz)	Meter Reading (dBuV)	Det	200897 ACF (dB) 3mH	DCCF (dB)	Gain/Loss (dB)	Corrected Reading (dBuV/m)	Average Limit (dBuV/m)	Margin (dB)	Peak Limit (dBuV/m)	PK Margin (dB)	Azimuth (Degs)	Height (cm)	Polarity
1	* 2.4835	61.38	Pk	32.2	0	-40.11	53.47	-	-	74	-20.53	77	353	H
3	* 2.4835	50.44	RMS	32.2	0	-40.11	42.53	54	-11.47	-	-	77	353	H
4	* 2.484026	51.45	RMS	32.2	0	-40.11	43.54	54	-10.46	-	-	77	353	H
2	2.560088	63.53	Pk	32.2	0	-39.91	55.82	-	-	74	-18.18	77	353	H

* - indicates frequency in CFR47 Pt 15 / IC RSS-Restricted Band
Pk - Peak detector
RMS - RMS detection

UL Verification Services Inc.
47173 Benicia Street, Fremont, CA 94538; USA. TEL:(510) 319-4000 FAX:(510) 661-0888
This report shall not be reproduced except in full, without the written approval of UL Verification Services Inc.

VERTICAL RESULT

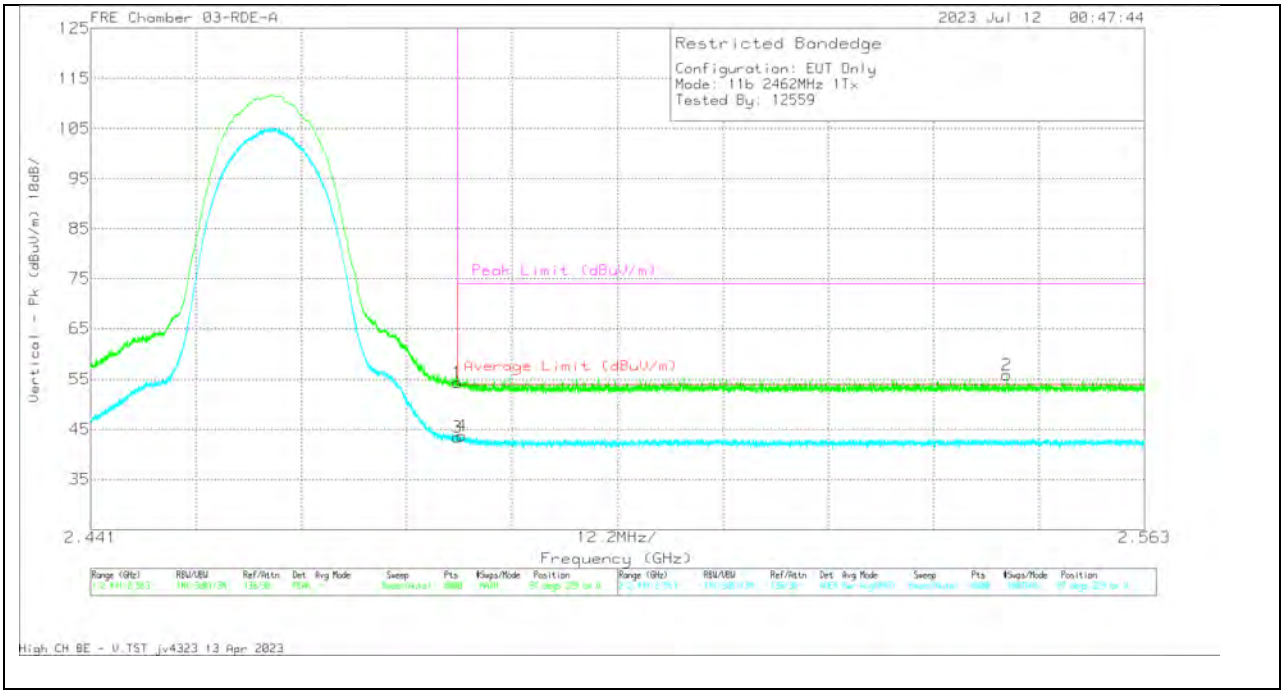

Marker	Frequency (GHz)	Meter Reading (dBuV)	Det	200897 ACF (dB) 3mH	DCCF (dB)	Gain/Loss (dB)	Corrected Reading (dBuV/m)	Average Limit (dBuV/m)	Margin (dB)	Peak Limit (dBuV/m)	PK Margin (dB)	Azimuth (Degs)	Height (cm)	Polarity
1	* 2.4835	62.24	Pk	32.2	0	-40.11	54.33	-	-	74	-19.67	97	229	V
3	* 2.4835	51.32	RMS	32.2	0	-40.11	43.41	54	-10.59	-	-	97	229	V
4	* 2.484011	51.67	RMS	32.2	0	-40.11	43.76	54	-10.24	-	-	97	229	V
2	2.547047	63.65	Pk	32.2	0	-40	55.85	-	-	74	-18.15	97	229	V

* - indicates frequency in CFR47 Pt 15 / IC RSS-Restricted Band
Pk - Peak detector
RMS - RMS detection

UL Verification Services Inc.
47173 Benicia Street, Fremont, CA 94538; USA. TEL:(510) 319-4000 FAX:(510) 661-0888
This report shall not be reproduced except in full, without the written approval of UL Verification Services Inc.

BANDEDGE (HIGH CHANNEL, CH 12)

HORIZONTAL RESULT

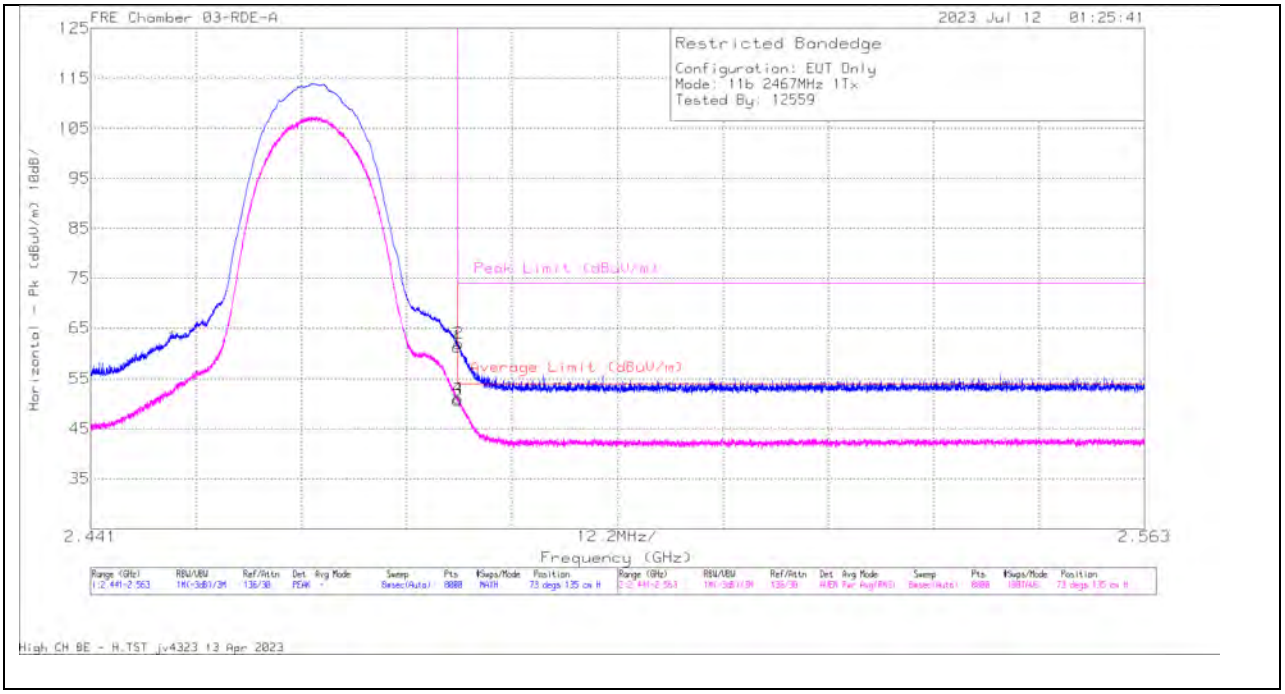

Marker	Frequency (GHz)	Meter Reading (dBuV)	Det	200897 ACF (dB) 3mH	DCCF (dB)	Gain/Loss (dB)	Corrected Reading (dBuV/m)	Average Limit (dBuV/m)	Margin (dB)	Peak Limit (dBuV/m)	PK Margin (dB)	Azimuth (Degs)	Height (cm)	Polarity
1	* 2.4835	69.3	Pk	32.2	0	-40.11	61.39	-	-	74	-12.61	73	135	H
2	* 2.483584	69.84	Pk	32.2	0	-40.11	61.93	-	-	74	-12.07	73	135	H
3	* 2.4835	58.69	RMS	32.2	0	-40.11	50.78	54	-3.22	-	-	73	135	H
4	* 2.483523	58.97	RMS	32.2	0	-40.11	51.06	54	-2.94	-	-	73	135	H

* - indicates frequency in CFR47 Pt 15 / IC RSS-Restricted Band
Pk - Peak detector
RMS - RMS detection

UL Verification Services Inc.
47173 Benicia Street, Fremont, CA 94538; USA. TEL:(510) 319-4000 FAX:(510) 661-0888
This report shall not be reproduced except in full, without the written approval of UL Verification Services Inc.

VERTICAL RESULT

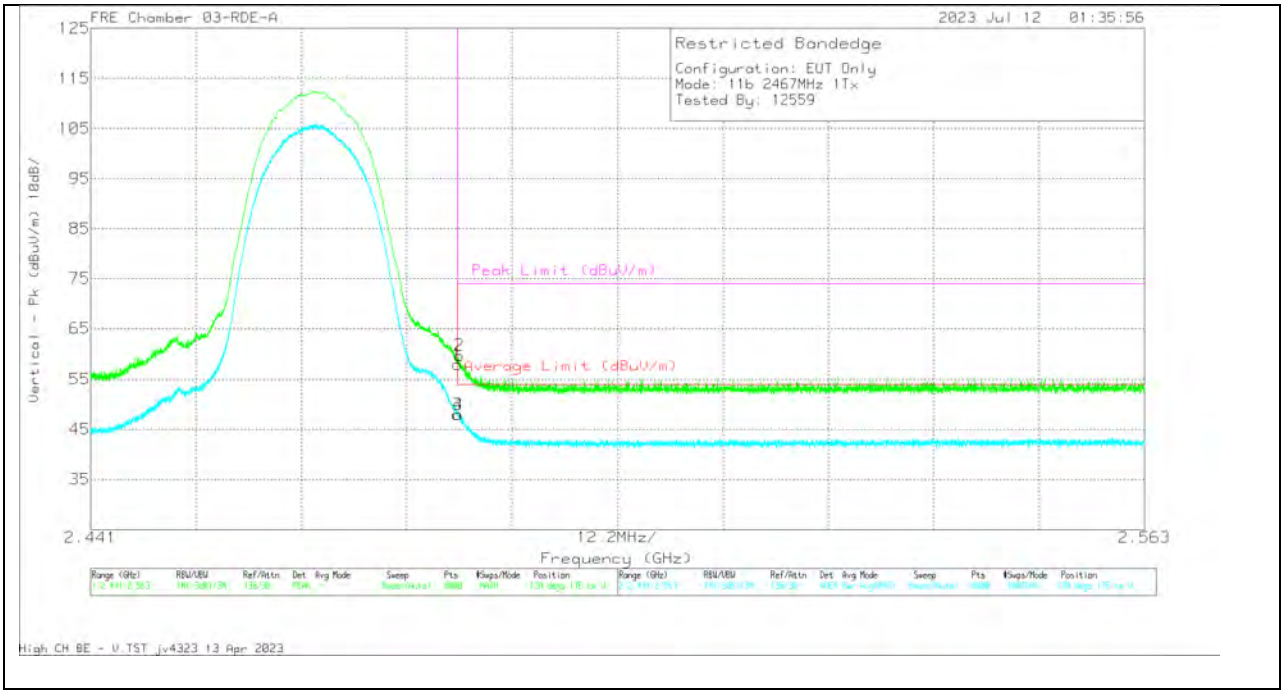

Marker	Frequency (GHz)	Meter Reading (dBuV)	Det	200897 ACF (dB) 3mH	DCCF (dB)	Gain/Loss (dB)	Corrected Reading (dBuV/m)	Average Limit (dBuV/m)	Margin (dB)	Peak Limit (dBuV/m)	PK Margin (dB)	Azimuth (Degs)	Height (cm)	Polarity
1	* 2.4835	65.92	Pk	32.2	0	-40.11	58.01	-	-	74	-15.99	120	176	V
2	* 2.483706	67.63	Pk	32.2	0	-40.11	59.72	-	-	74	-14.28	120	176	V
3	* 2.4835	55.9	RMS	32.2	0	-40.11	47.99	54	-6.01	-	-	120	176	V
4	* 2.483538	55.87	RMS	32.2	0	-40.11	47.96	54	-6.04	-	-	120	176	V

* - indicates frequency in CFR47 Pt 15 / IC RSS-Restricted Band
Pk - Peak detector
RMS - RMS detection

UL Verification Services Inc.
47173 Benicia Street, Fremont, CA 94538; USA. TEL:(510) 319-4000 FAX:(510) 661-0888
This report shall not be reproduced except in full, without the written approval of UL Verification Services Inc.

BANDEDGE (HIGH CHANNEL, CH 13)

HORIZONTAL RESULT

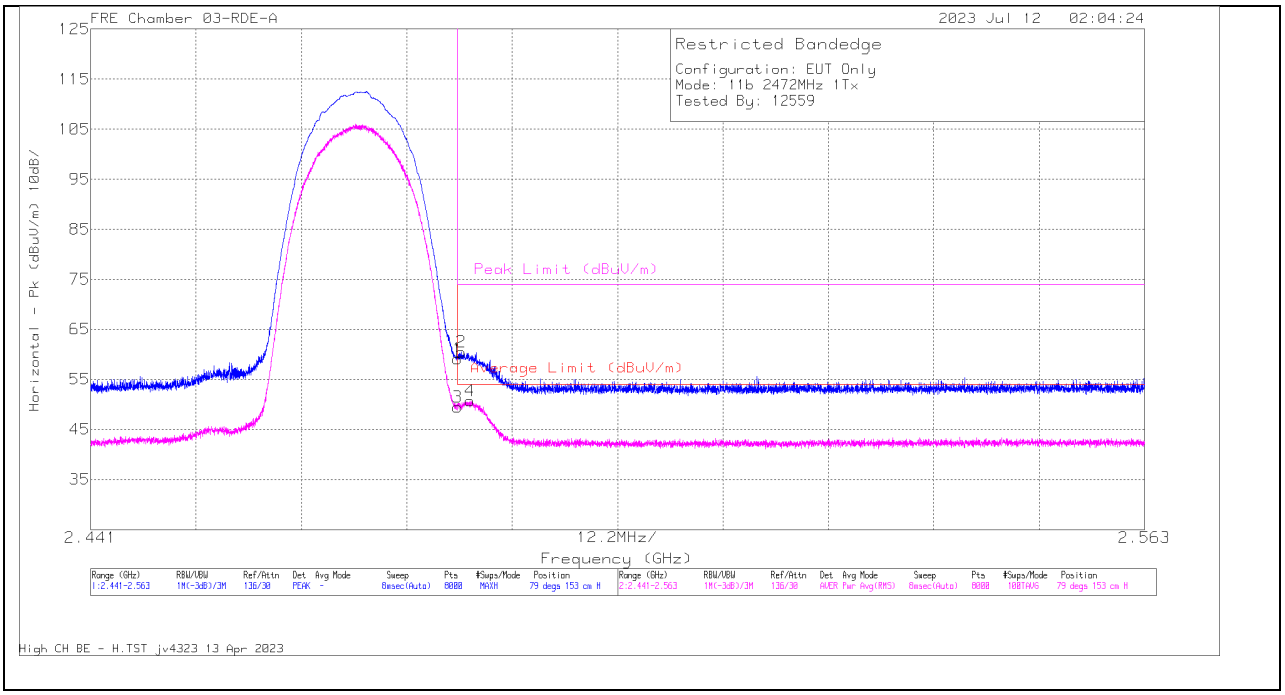

Marker	Frequency (GHz)	Meter Reading (dBuV)	Det	200897 ACF (dB) 3mH	DCCF (dB)	Gain/Loss (dB)	Corrected Reading (dBuV/m)	Average Limit (dBuV/m)	Margin (dB)	Peak Limit (dBuV/m)	PK Margin (dB)	Azimuth (Degs)	Height (cm)	Polarity
1	* 2.4835	67.03	Pk	32.2	0	-40.11	59.12	-	-	74	-14.88	79	153	H
2	* 2.483904	68.41	Pk	32.2	0	-40.11	60.5	-	-	74	-13.5	79	153	H
3	* 2.4835	57.34	RMS	32.2	0	-40.11	49.43	54	-4.57	-	-	79	153	H
4	* 2.484926	58.68	RMS	32.2	0	-40.11	50.77	54	-3.23	-	-	79	153	H

* - indicates frequency in CFR47 Pt 15 / IC RSS-Restricted Band
Pk - Peak detector
RMS - RMS detection

UL Verification Services Inc.
47173 Benicia Street, Fremont, CA 94538; USA. TEL:(510) 319-4000 FAX:(510) 661-0888
This report shall not be reproduced except in full, without the written approval of UL Verification Services Inc.

VERTICAL RESULT

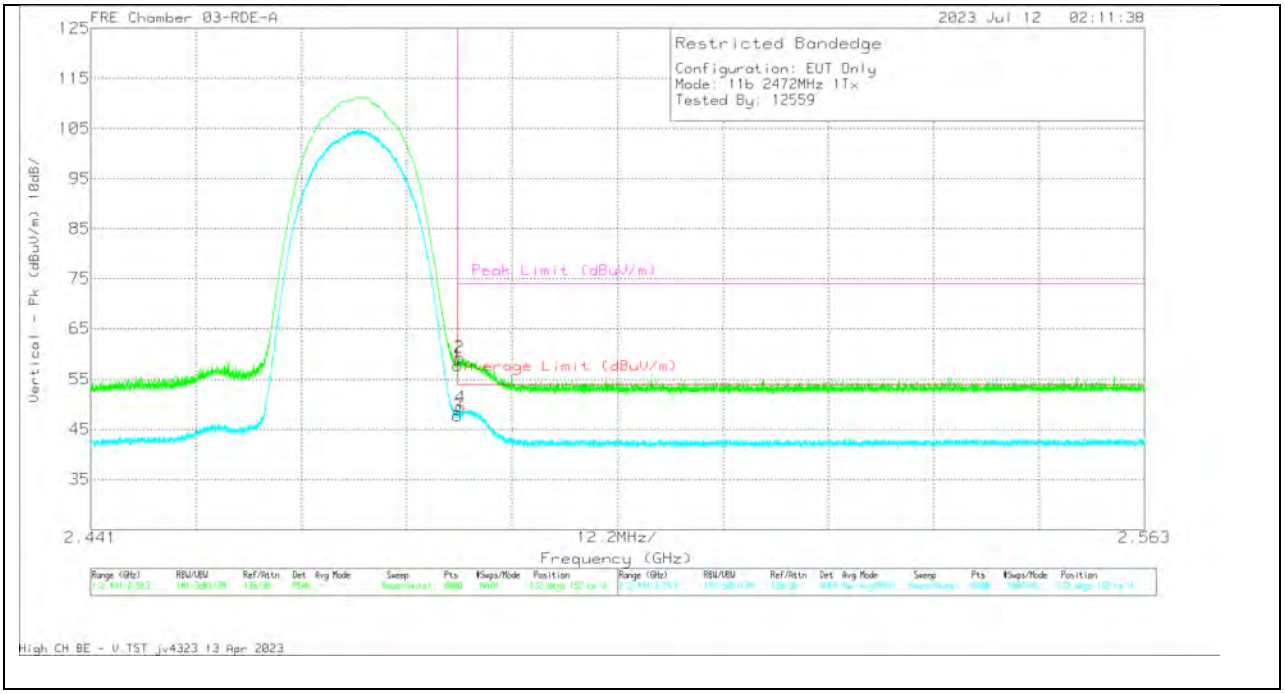

Marker	Frequency (GHz)	Meter Reading (dBuV)	Det	200897 ACF (dB) 3mH	DCCF (dB)	Gain/Loss (dB)	Corrected Reading (dBuV/m)	Average Limit (dBuV/m)	Margin (dB)	Peak Limit (dBuV/m)	PK Margin (dB)	Azimuth (Degs)	Height (cm)	Polarity
1	* 2.4835	65.68	Pk	32.2	0	-40.11	57.77	-	-	74	-16.23	122	152	V
2	* 2.483706	67.27	Pk	32.2	0	-40.11	59.36	-	-	74	-14.64	122	152	V
3	* 2.4835	55.6	RMS	32.2	0	-40.11	47.69	54	-6.31	-	-	122	152	V
4	* 2.483843	57.39	RMS	32.2	0	-40.11	49.48	54	-4.52	-	-	122	152	V

* - indicates frequency in CFR47 Pt 15 / IC RSS-Restricted Band
Pk - Peak detector
RMS - RMS detection

UL Verification Services Inc.
47173 Benicia Street, Fremont, CA 94538; USA. TEL:(510) 319-4000 FAX:(510) 661-0888
This report shall not be reproduced except in full, without the written approval of UL Verification Services Inc.

10.1.4. 802.11b ANT 3 HARMONICS AND SPURIOUS EMISSIONS

CHANNEL, CH 1 RESULTS

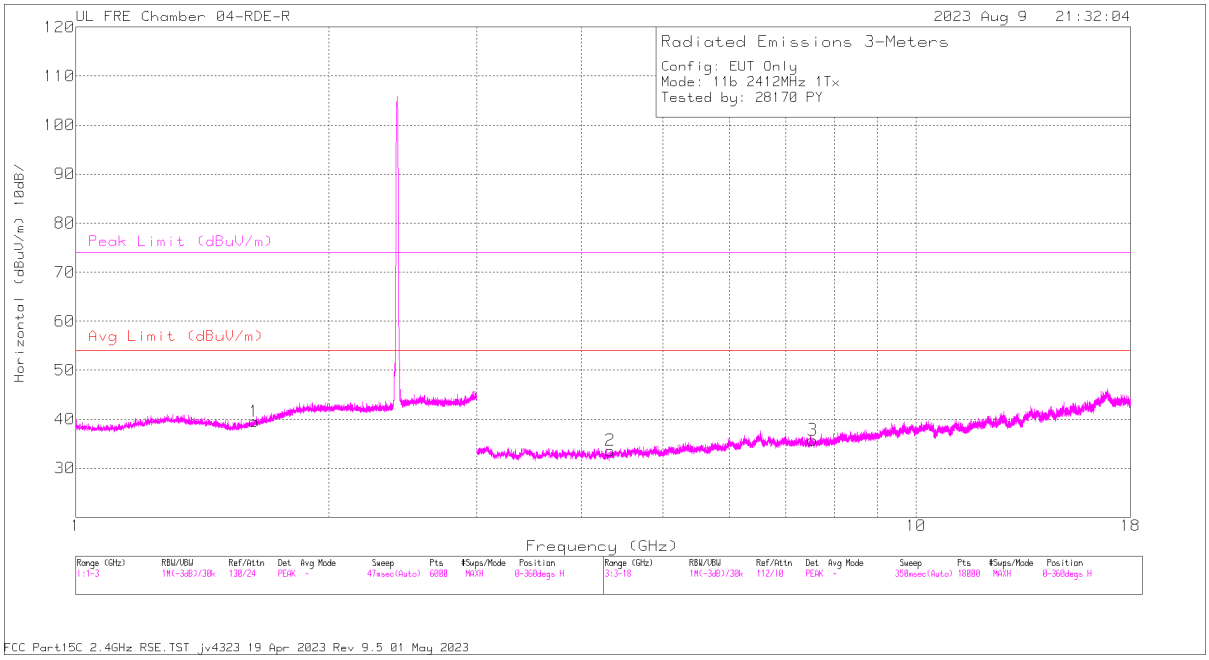

HORIZONTAL

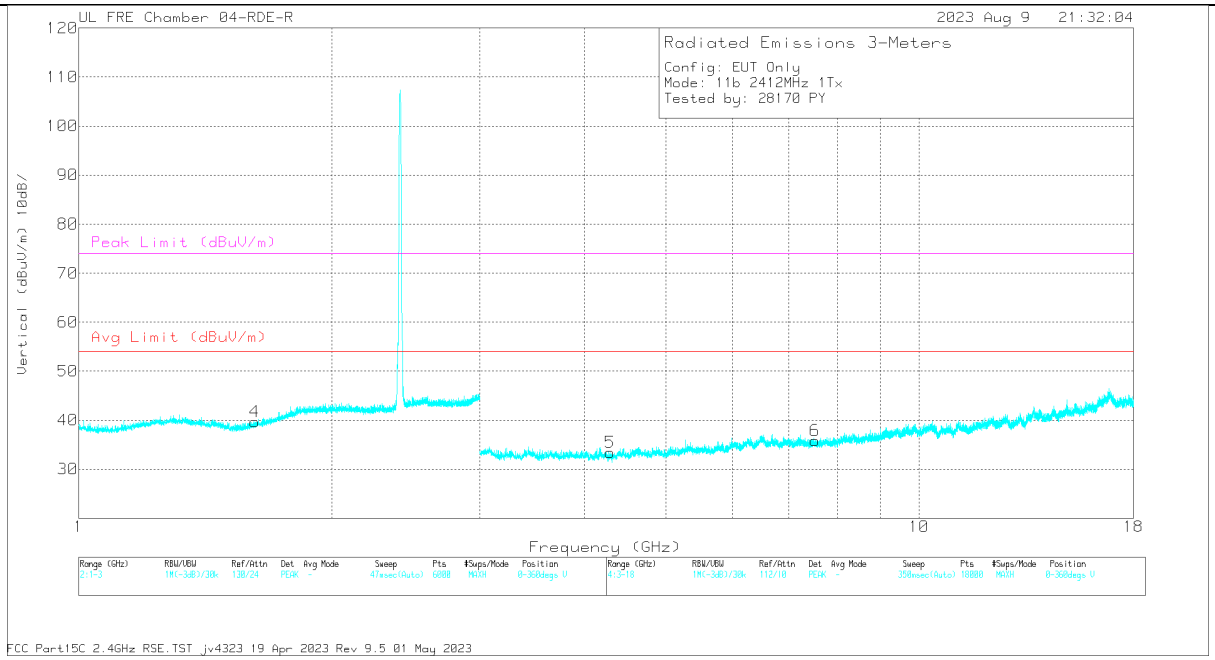

VERTICAL

UL Verification Services Inc.
47173 Benicia Street, Fremont, CA 94538; USA. TEL:(510) 319-4000 FAX:(510) 661-0888
This report shall not be reproduced except in full, without the written approval of UL Verification Services Inc.

RADIATED EMISSIONS

Marker	Frequency (GHz)	Meter Reading (dBuV)	Det	222740 ACF(dB) - 3mH	Gain/Loss (dB)	Corrected Reading (dBuV/m)	Avg Limit (dBuV/m)	Margin (dB)	Peak Limit (dBuV/m)	PK Margin (dB)	Azimuth (Degs)	Height (cm)	Polarity
4	1.621947	49.91	MAv1	28.3	-40.42	37.79	54	-16.21	-	-	360	201	V
	1.622997	61.25	PK2	28.3	-40.42	49.13	-	-	74	-24.87	360	201	V
1	1.63188	62.39	PK2	28.4	-40.38	50.41	-	-	74	-23.59	360	100	H
	1.633746	50.08	MAv1	28.4	-40.39	38.09	-	-	-	-	360	100	H
5	4.291536	45.59	MAv1	33.3	-47.31	31.58	54	-22.42	-	-	360	201	V
	4.293066	57.11	PK2	33.3	-47.26	43.15	-	-	74	-30.85	360	201	V
2	4.32954	45.78	MAv1	33.4	-47.29	31.89	54	-22.11	-	-	360	100	H
	4.331034	57.75	PK2	33.4	-47.33	43.82	-	-	74	-30.18	360	100	H
6	7.524691	44.75	MAv1	35.6	-46.05	34.3	54	-19.7	-	-	360	200	V
	7.52475	56.56	PK2	35.6	-46.05	46.11	-	-	74	-27.89	360	200	V
3	7.536579	56.6	PK2	35.6	-46.1	46.1	-	-	74	-27.9	360	100	H
	7.537745	44.91	MAv1	35.6	-46.12	34.39	54	-19.61	-	-	360	100	H

PK2 - KDB558074 Method: Maximum Peak
MAv1 - KDB558074 Option 1 Maximum RMS Average

UL Verification Services Inc.
47173 Benicia Street, Fremont, CA 94538; USA. TEL:(510) 319-4000 FAX:(510) 661-0888
This report shall not be reproduced except in full, without the written approval of UL Verification Services Inc.

MID CHANNEL, CH 6 RESULTS

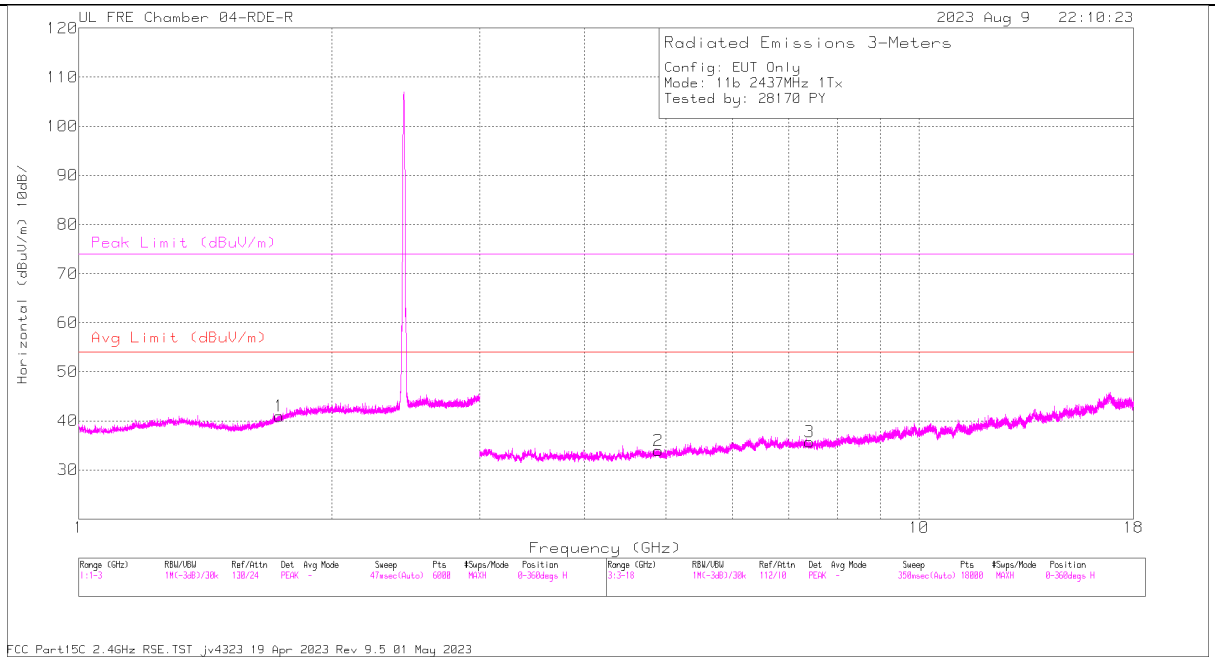

HORIZONTAL

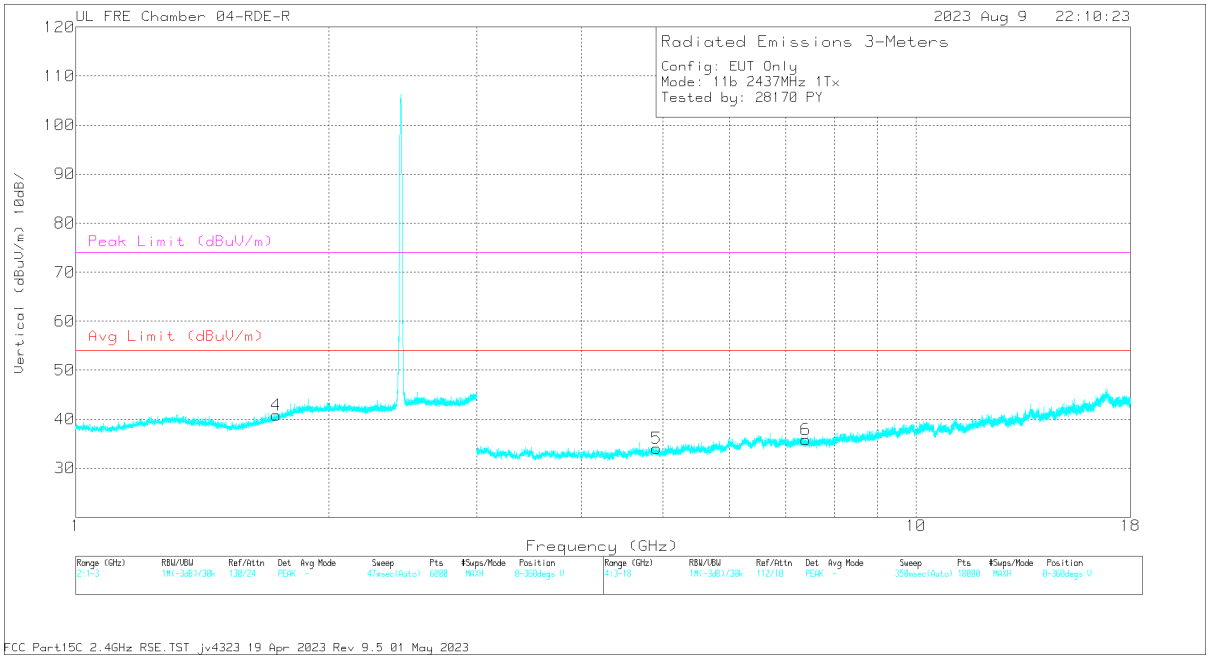

VERTICAL

UL Verification Services Inc.
47173 Benicia Street, Fremont, CA 94538; USA. TEL:(510) 319-4000 FAX:(510) 661-0888
This report shall not be reproduced except in full, without the written approval of UL Verification Services Inc.

RADIATED EMISSIONS

Marker	Frequency (GHz)	Meter Reading (dBuV)	Det	222740 ACF(dB) - 3mH	Gain/Loss (dB)	Corrected Reading (dBuV/m)	Avg Limit (dBuV/m)	Margin (dB)	Peak Limit (dBuV/m)	PK Margin (dB)	Azimuth (Degs)	Height (cm)	Polarity
4	1.731323	61.72	PK2	29.7	-40.52	50.9	-	-	74	-23.1	360	201	V
	1.732813	50.16	MAv1	29.7	-40.55	39.31	-	-	-	-	360	201	V
1	1.72975	61.76	PK2	29.7	-40.53	50.93	-	-	74	-23.07	360	100	H
	1.732074	49.99	MAv1	29.7	-40.53	39.16	-	-	-	-	360	100	H
2	4.893511	58.32	PK2	33.9	-48.1	44.12	-	-	74	-29.88	360	100	H
	4.893921	46.78	MAv1	33.9	-48.08	32.6	54	-21.4	-	-	360	100	H
5	4.909554	58.09	PK2	33.9	-47.87	44.12	-	-	74	-29.88	360	201	V
	4.909737	46.42	MAv1	33.9	-47.86	32.46	54	-21.54	-	-	360	201	V
6	7.391529	44.66	MAv1	35.7	-46.36	34	54	-20	-	-	360	200	V
	7.392035	56.44	PK2	35.7	-46.35	45.79	-	-	74	-28.21	360	200	V
3	7.405509	44.75	MAv1	35.7	-46.3	34.15	54	-19.85	-	-	360	100	H
	7.406168	55.83	PK2	35.7	-46.3	45.23	-	-	74	-28.77	360	100	H

PK2 - KDB558074 Method: Maximum Peak
MAv1 - KDB558074 Option 1 Maximum RMS Average

UL Verification Services Inc.
47173 Benicia Street, Fremont, CA 94538; USA. TEL:(510) 319-4000 FAX:(510) 661-0888
This report shall not be reproduced except in full, without the written approval of UL Verification Services Inc.

HIGH CHANNEL, CH 13 RESULTS

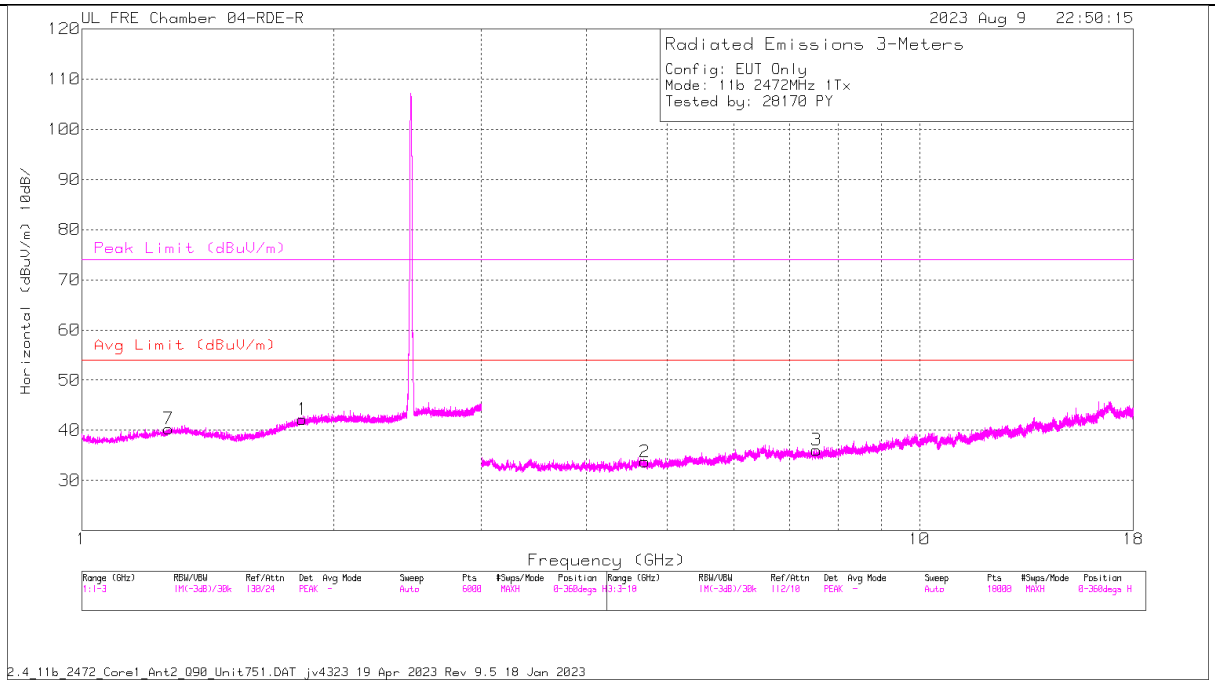

HORIZONTAL

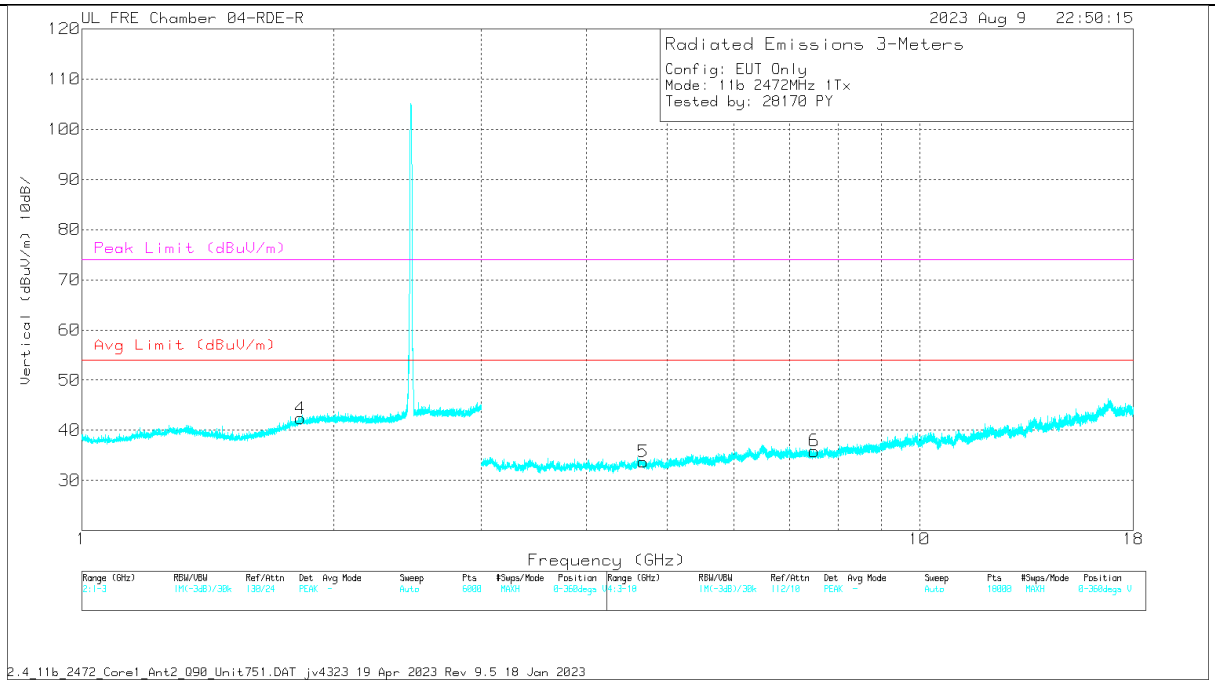

VERTICAL

UL Verification Services Inc.
47173 Benicia Street, Fremont, CA 94538; USA. TEL:(510) 319-4000 FAX:(510) 661-0888
This report shall not be reproduced except in full, without the written approval of UL Verification Services Inc.

RADIATED EMISSIONS

Marker	Frequency (GHz)	Meter Reading (dBuV)	Det	222740 ACF(dB) - 3mH	Gain/Loss (dB)	Corrected Reading (dBuV/m)	Avg Limit (dBuV/m)	Margin (dB)	Peak Limit (dBuV/m)	PK Margin (dB)	Azimuth (Degs)	Height (cm)	Polarity
1	1.833408	50.19	MAv1	30.9	-40.55	40.54	-	-	-	-	360	100	H
1	1.836688	61.67	PK2	31	-40.48	52.19	-	-	74	-21.81	360	100	H
2	4.701832	45.82	MAv1	33.9	-47.48	32.24	54	-21.76	-	-	360	100	H
2	4.702777	57.52	PK2	33.9	-47.56	43.86	-	-	74	-30.14	360	100	H
3	7.534596	56.78	PK2	35.6	-46.08	46.3	-	-	74	-27.7	360	100	H
3	7.535287	44.98	MAv1	35.6	-46.08	34.5	54	-19.5	-	-	360	100	H
4	1.824063	62.5	PK2	30.9	-40.53	52.87	-	-	74	-21.13	360	201	V
4	1.826508	50.3	MAv1	30.9	-40.53	40.67	-	-	-	-	360	201	V
5	4.676663	46.24	MAv1	33.9	-47.71	32.43	54	-21.57	-	-	360	201	V
5	4.677498	57.94	PK2	33.9	-47.66	44.18	-	-	74	-29.82	360	201	V
6	7.482507	44.83	MAv1	35.7	-46.03	34.5	54	-19.5	-	-	360	200	V
6	7.485818	56.55	PK2	35.7	-45.95	46.3	-	-	74	-27.7	360	200	V

PK2 - KDB558074 Method: Maximum Peak
MAv1 - KDB558074 Option 1 Maximum RMS Average

UL Verification Services Inc.
47173 Benicia Street, Fremont, CA 94538; USA. TEL:(510) 319-4000 FAX:(510) 661-0888
This report shall not be reproduced except in full, without the written approval of UL Verification Services Inc.

10.1.5. 802.11n HT20 SISO MODE

1TX ANT 4 MODE

BANDEDGE (LOW CHANNEL, CH 1)

HORIZONTAL RESULT

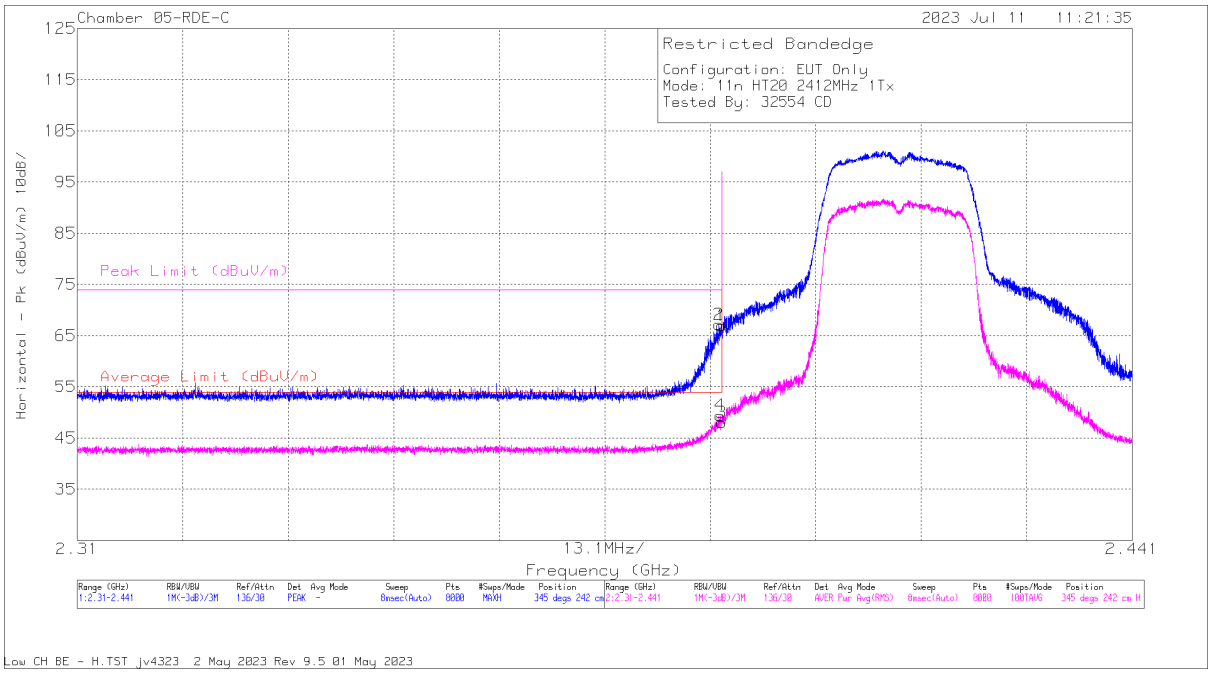

Marker	Frequency (GHz)	Meter Reading (dBuV)	Det	81887 ACF (dB) 3mH	DCCF (dB)	Gain/Loss (dB)	Corrected Reading (dBuV/m)	Average Limit (dBuV/m)	Margin (dB)	Peak Limit (dBuV/m)	PK Margin (dB)	Azimuth (Degs)	Height (cm)	Polarity
2	2.389641	75.39	Pk	32.1	0	-40.33	67.16	-	-	74	-6.84	345	242	H
4	2.389838	57.28	RMS	32.1	.39	-40.35	49.42	54	-4.58	-	-	345	242	H
1	2.39	75.19	Pk	32.1	0	-40.36	66.93	-	-	74	-7.07	345	242	H
3	2.39	55.88	RMS	32.1	.39	-40.36	48.01	54	-5.99	-	-	345	242	H

Pk - Peak detector
RMS - RMS detection

UL Verification Services Inc.
47173 Benicia Street, Fremont, CA 94538; USA. TEL:(510) 319-4000 FAX:(510) 661-0888
This report shall not be reproduced except in full, without the written approval of UL Verification Services Inc.

VERTICAL RESULT

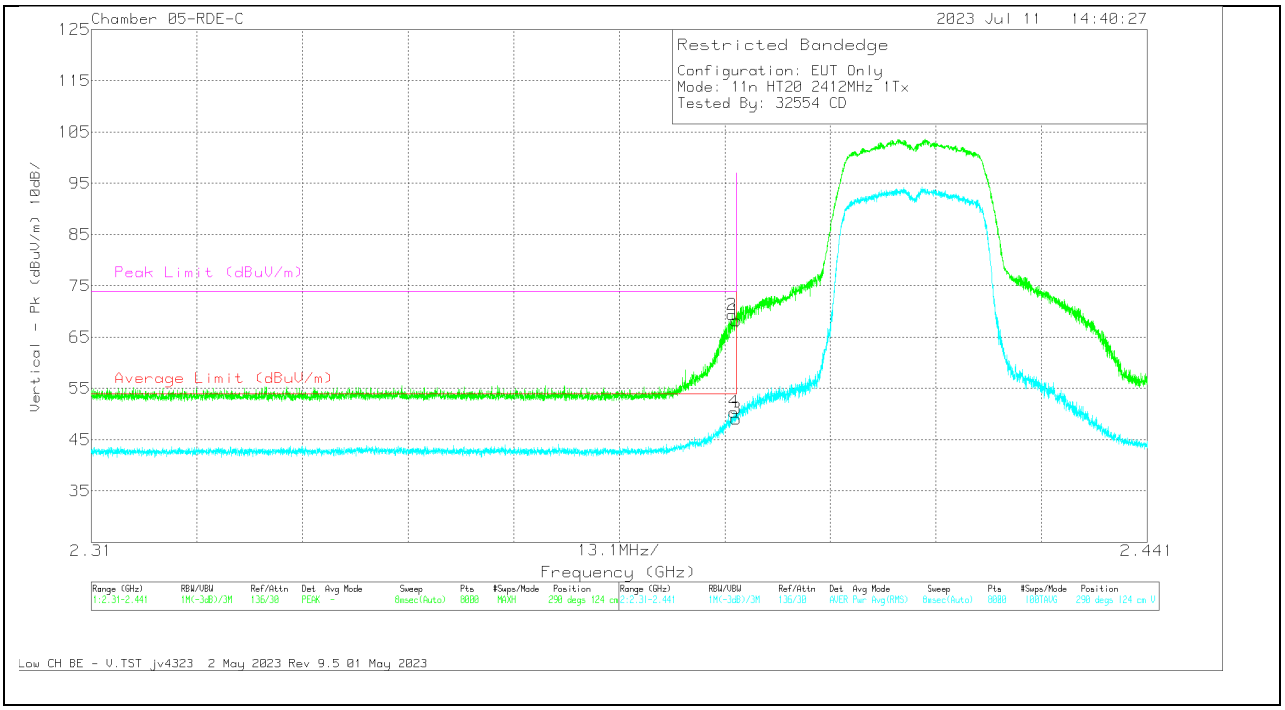

Marker	Frequency (GHz)	Meter Reading (dBuV)	Det	81887 ACF (dB) 3mH	DCCF (dB)	Gain/Loss (dB)	Corrected Reading (dBuV/m)	Average Limit (dBuV/m)	Margin (dB)	Peak Limit (dBuV/m)	PK Margin (dB)	Azimuth (Degs)	Height (cm)	Polarity
2	2.38951	77.6	Pk	32.1	0	-40.33	69.37	-	-	74	-4.63	290	124	V
4	2.389756	58.24	RMS	32.1	.39	-40.34	50.39	54	-3.61	-	-	290	124	V
1	2.39	76.51	Pk	32.1	0	-40.36	68.25	-	-	74	-5.75	290	124	V
3	2.39	56.95	RMS	32.1	.39	-40.36	49.08	54	-4.92	-	-	290	124	V

Pk - Peak detector
RMS - RMS detection

UL Verification Services Inc.
47173 Benicia Street, Fremont, CA 94538; USA. TEL:(510) 319-4000 FAX:(510) 661-0888
This report shall not be reproduced except in full, without the written approval of UL Verification Services Inc.

BANDEDGE (LOW CHANNEL, CH 2)

HORIZONTAL RESULT

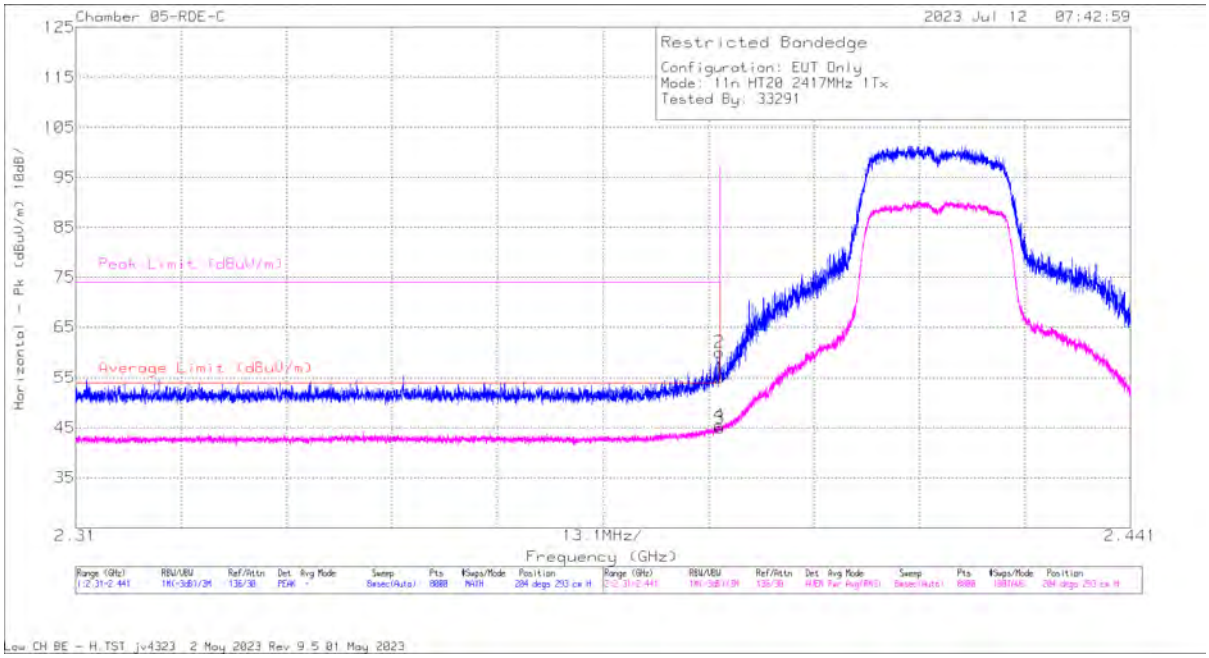

Marker	Frequency (GHz)	Meter Reading (dBuV)	Det	81887 ACF (dB) 3mH	DCCF (dB)	Gain/Loss (dB)	Corrected Reading (dBuV/m)	Average Limit (dBuV/m)	Margin (dB)	Peak Limit (dBuV/m)	PK Margin (dB)	Azimuth (Degs)	Height (cm)	Polarity
2	2.389936	68.37	Pk	32.1	0	-40.36	60.11	-	-	74	-13.89	204	293	H
4	2.389936	53.38	RMS	32.1	.39	-40.36	45.51	54	-8.49	-	-	204	293	H
1	2.39	63.27	Pk	32.1	0	-40.36	55.01	-	-	74	-18.99	204	293	H
3	2.39	52.77	RMS	32.1	.39	-40.36	44.90	54	-9.10	-	-	204	293	H

Pk - Peak detector
RMS - RMS detection

UL Verification Services Inc.
47173 Benicia Street, Fremont, CA 94538; USA. TEL:(510) 319-4000 FAX:(510) 661-0888
This report shall not be reproduced except in full, without the written approval of UL Verification Services Inc.

VERTICAL RESULT

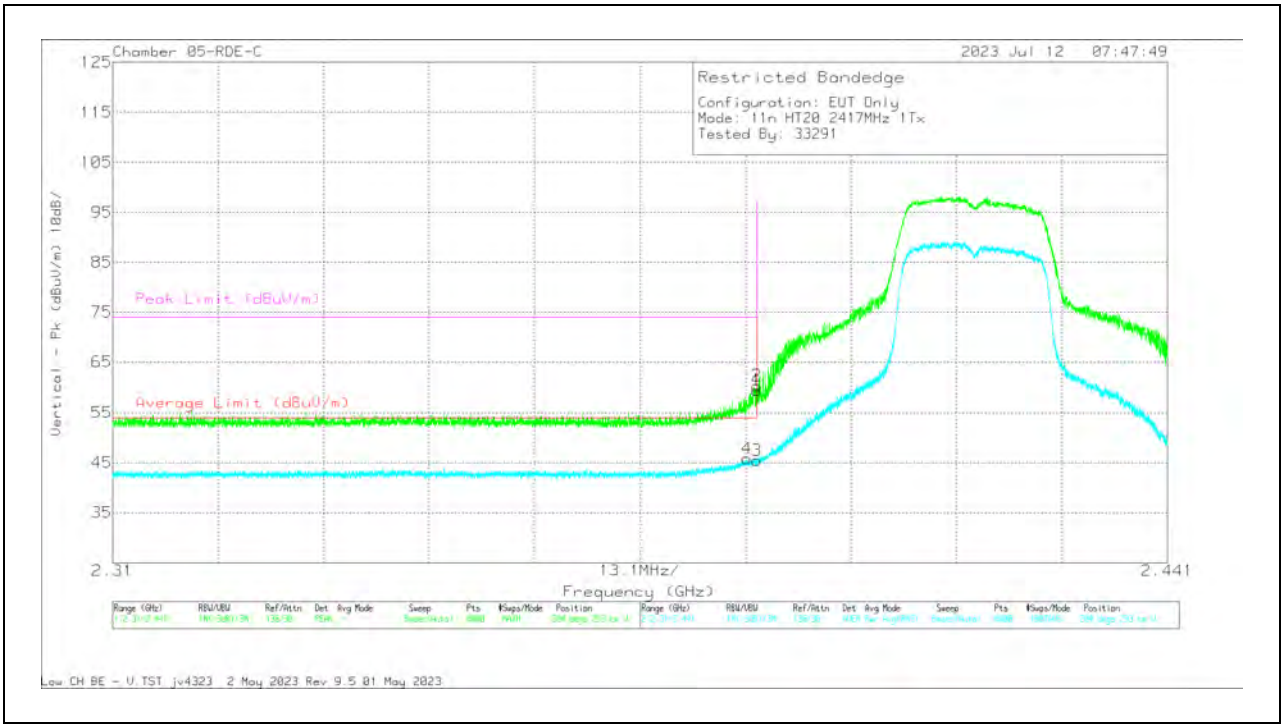

Marker	Frequency (GHz)	Meter Reading (dBuV)	Det	81887 ACF (dB) 3mH	DCCF (dB)	Gain/Loss (dB)	Corrected Reading (dBuV/m)	Average Limit (dBuV/m)	Margin (dB)	Peak Limit (dBuV/m)	PK Margin (dB)	Azimuth (Degs)	Height (cm)	Polarity
4	2.388757	53.56	RMS	32.1	.39	-40.28	45.77	54	-8.23	-	-	204	293	V
2	2.389985	68.58	Pk	32.1	0	-40.36	60.32	-	-	74	-13.68	204	293	V
1	2.39	67.75	Pk	32.1	0	-40.36	59.49	-	-	74	-14.51	204	293	V
3	2.39	53.28	RMS	32.1	.39	-40.36	45.41	54	-8.59	-	-	204	293	V

Pk - Peak detector
RMS - RMS detection

UL Verification Services Inc.
47173 Benicia Street, Fremont, CA 94538; USA. TEL:(510) 319-4000 FAX:(510) 661-0888
This report shall not be reproduced except in full, without the written approval of UL Verification Services Inc.

BANDEDGE (LOW CHANNEL, CH 3)

HORIZONTAL RESULT

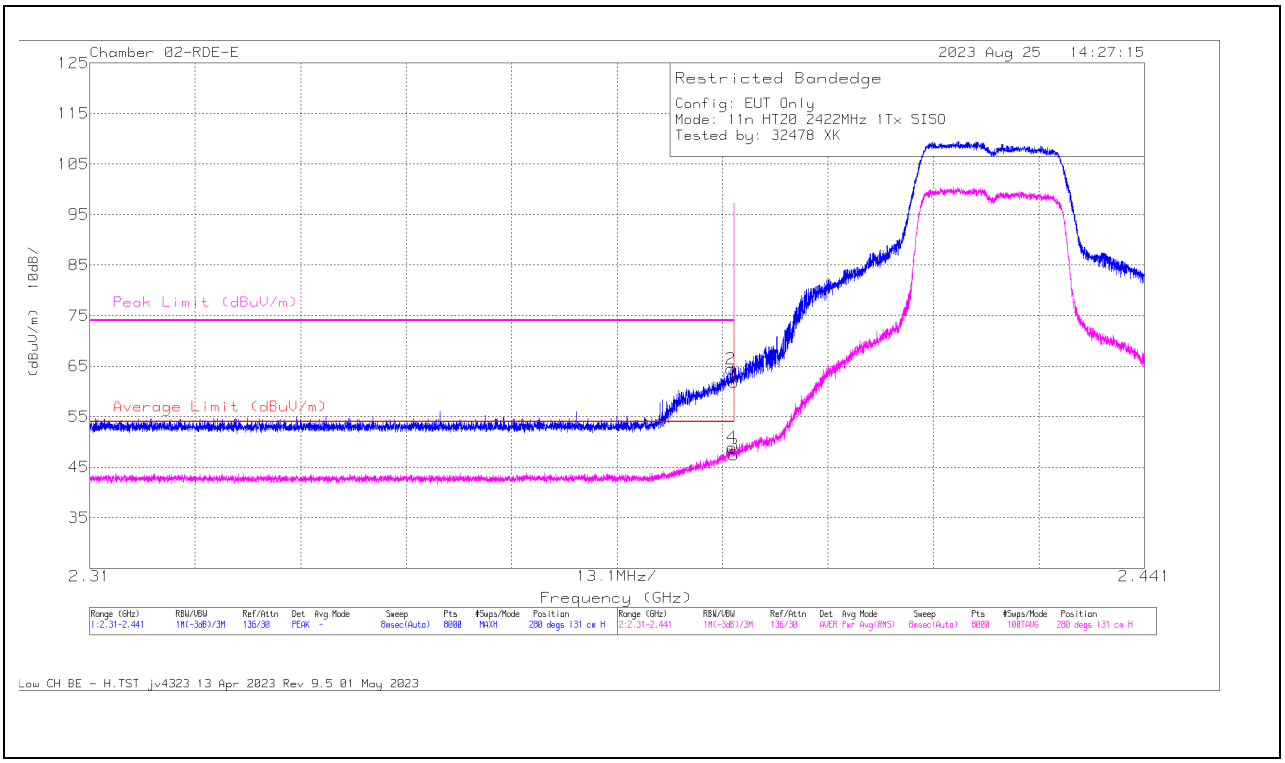

Marker	Frequency (GHz)	Meter Reading (dBuV)	Det	206807 ACF (dB/m)	DCCF (dB)	Gain/Loss (dB)	Corrected Reading (dBuV/m)	Average Limit (dBuV/m)	Margin (dB)	Peak Limit (dBuV/m)	PK Margin (dB)	Azimuth (Degs)	Height (cm)	Polarity
2	* 2.389592	71.4	Pk	32.3	0	-39.27	64.43	-	-	74	-9.57	280	131	H
4	* 2.389772	55.43	RMS	32.3	.39	-39.27	48.85	54	-5.15	-	-	280	131	H
1	* 2.39	68.75	Pk	32.3	0	-39.27	61.78	-	-	74	-12.22	280	131	H
3	* 2.39	54	RMS	32.3	.39	-39.27	47.42	54	-6.58	-	-	280	131	H

* - indicates frequency in CFR47 Pt 15 / IC RSS-Restricted Band
Pk - Peak detector
RMS - RMS detection

UL Verification Services Inc.
47173 Benicia Street, Fremont, CA 94538; USA. TEL:(510) 319-4000 FAX:(510) 661-0888
This report shall not be reproduced except in full, without the written approval of UL Verification Services Inc.

VERTICAL RESULT

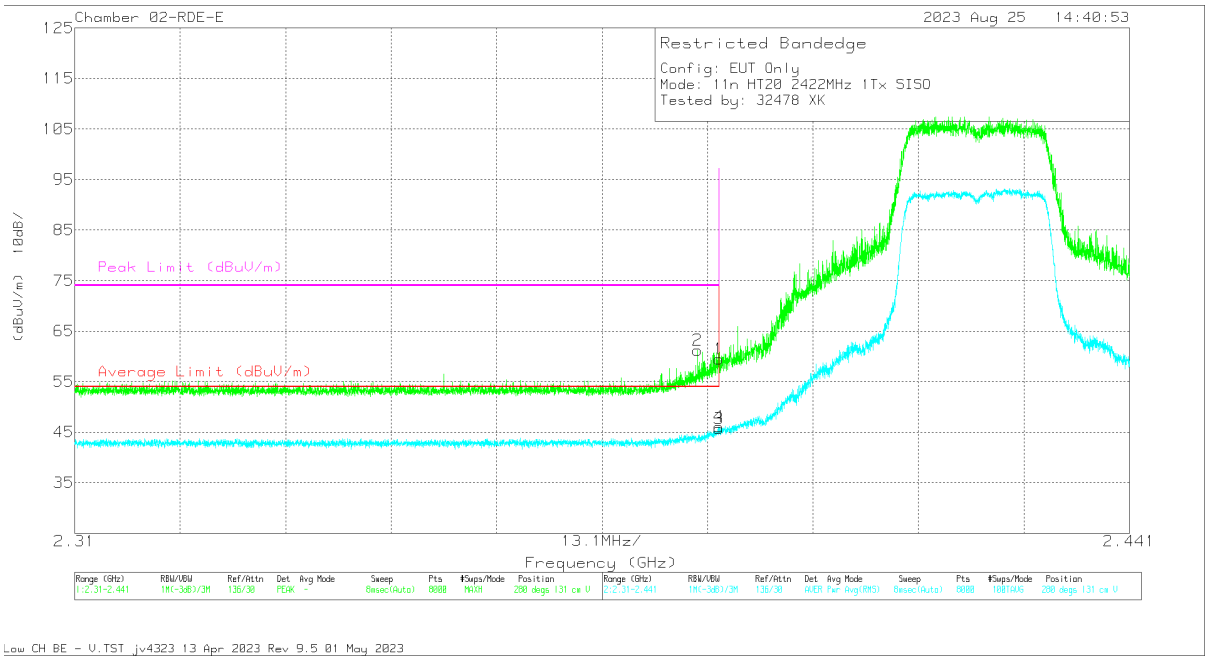

Marker	Frequency (GHz)	Meter Reading (dBuV)	Det	206807 ACF (dB/m)	DCCF (dB)	Gain/Loss (dB)	Corrected Reading (dBuV/m)	Average Limit (dBuV/m)	Margin (dB)	Peak Limit (dBuV/m)	PK Margin (dB)	Azimuth (Degs)	Height (cm)	Polarity
1	* 2.39	66.41	Pk	32.3	0	-39.27	59.44	-	-	74	-14.56	280	131	V
2	* 2.387365	68.23	Pk	32.3	0	-39.29	61.24	-	-	74	-12.76	280	131	V
3	* 2.39	52.26	RMS	32.3	.39	-39.27	45.68	54	-8.32	-	-	280	131	V
4	* 2.389985	52.61	RMS	32.3	.39	-39.27	46.03	54	-7.97	-	-	280	131	V

* - indicates frequency in CFR47 Pt 15 / IC RSS-Restricted Band
Pk - Peak detector
RMS - RMS detection

UL Verification Services Inc.
47173 Benicia Street, Fremont, CA 94538; USA. TEL:(510) 319-4000 FAX:(510) 661-0888
This report shall not be reproduced except in full, without the written approval of UL Verification Services Inc.

BANDEDGE (HIGH CHANNEL, CH 9)

HORIZONTAL RESULT

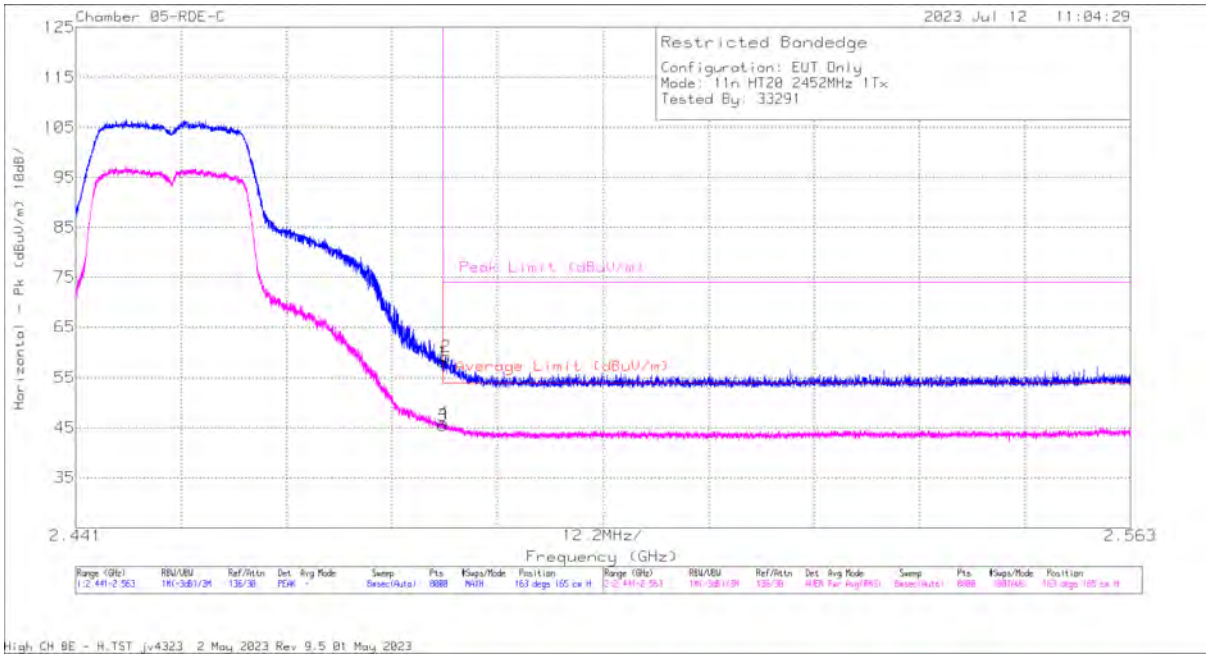

Marker	Frequency (GHz)	Meter Reading (dBuV)	Det	81887 ACF (dB) 3mH	DCCF (dB)	Gain/Loss (dB)	Corrected Reading (dBuV/m)	Average Limit (dBuV/m)	Margin (dB)	Peak Limit (dBuV/m)	PK Margin (dB)	Azimuth (Degs)	Height (cm)	Polarity
1	2.4835	66.19	Pk	32.4	0	-40.35	58.24	-	-	74	-15.76	163	165	H
3	2.4835	53.04	RMS	32.4	.39	-40.35	45.48	54	-8.52	-	-	163	165	H
4	2.483538	53.56	RMS	32.4	.39	-40.35	46.00	54	-8.00	-	-	163	165	H
2	2.483828	67.24	Pk	32.4	0	-40.36	59.28	-	-	74	-14.72	163	165	H

Pk - Peak detector
RMS - RMS detection

UL Verification Services Inc.
47173 Benicia Street, Fremont, CA 94538; USA. TEL:(510) 319-4000 FAX:(510) 661-0888
This report shall not be reproduced except in full, without the written approval of UL Verification Services Inc.

VERTICAL RESULT

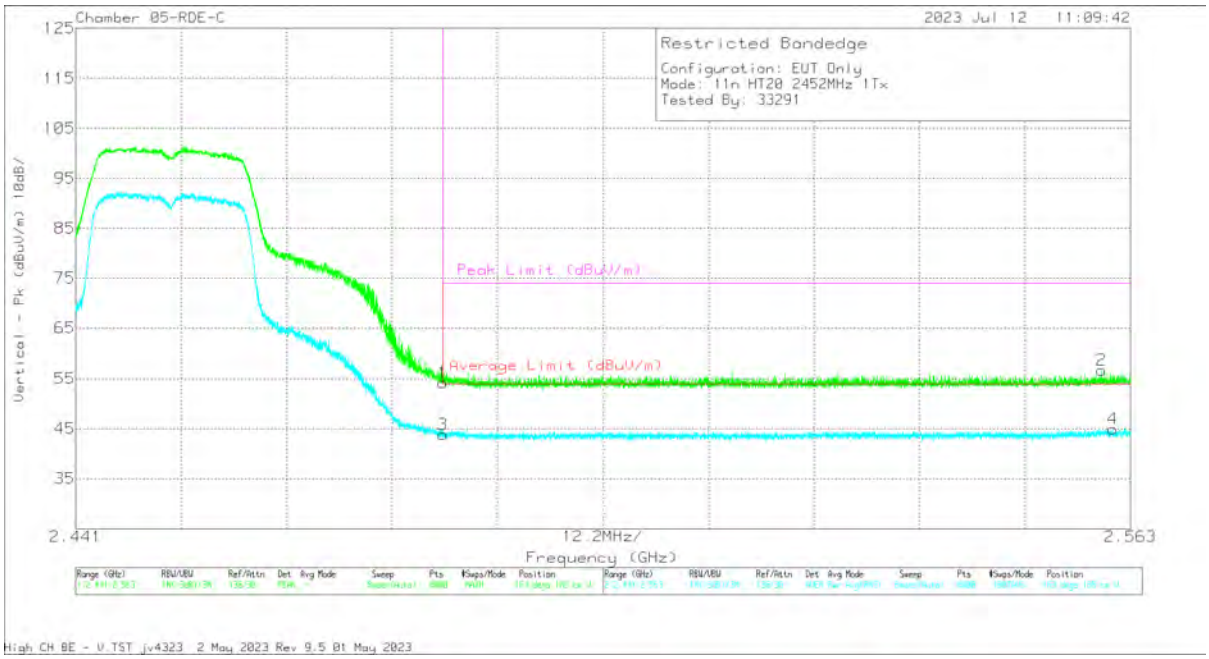

Marker	Frequency (GHz)	Meter Reading (dBuV)	Det	81887 ACF (dB) 3mH	DCCF (dB)	Gain/Loss (dB)	Corrected Reading (dBuV/m)	Average Limit (dBuV/m)	Margin (dB)	Peak Limit (dBuV/m)	PK Margin (dB)	Azimuth (Degs)	Height (cm)	Polarity
1	2.4835	62.22	Pk	32.4	0	-40.35	54.27	-	-	74	-19.73	163	165	V
3	2.4835	51.37	RMS	32.4	.39	-40.35	43.81	54	-10.19	-	-	163	165	V
2	2.559661	63.95	Pk	32.6	0	-39.82	56.73	-	-	74	-17.27	163	165	V
4	2.560972	51.89	RMS	32.6	.39	-39.92	44.96	54	-9.04	-	-	163	165	V

Pk - Peak detector
RMS - RMS detection

UL Verification Services Inc.
47173 Benicia Street, Fremont, CA 94538; USA. TEL:(510) 319-4000 FAX:(510) 661-0888
This report shall not be reproduced except in full, without the written approval of UL Verification Services Inc.

BANDEDGE (HIGH CHANNEL, CH 10)

HORIZONTAL RESULT

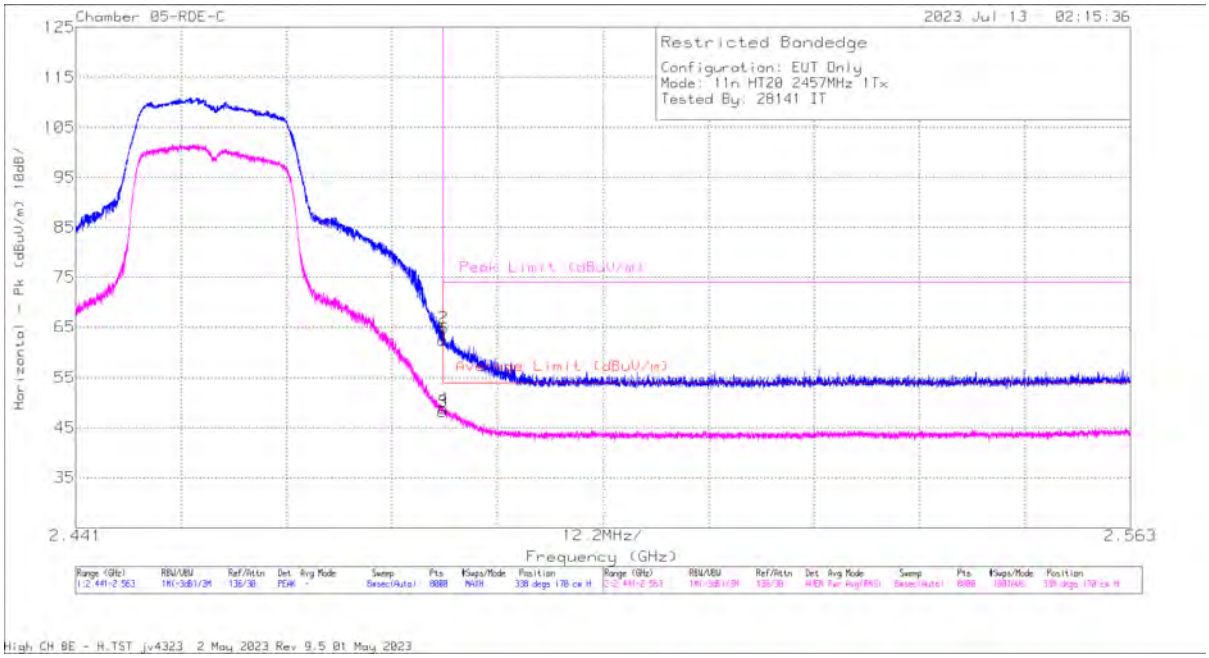

Marker	Frequency (GHz)	Meter Reading (dBuV)	Det	81887 ACF (dB) 3mH	DCCF (dB)	Gain/Loss (dB)	Corrected Reading (dBuV/m)	Average Limit (dBuV/m)	Margin (dB)	Peak Limit (dBuV/m)	PK Margin (dB)	Azimuth (Degs)	Height (cm)	Polarity
1	2.4835	70.45	Pk	32.4	0	-40.35	62.5	-	-	74	-11.5	338	170	H
3	2.4835	55.74	RMS	32.4	.39	-40.35	48.18	54	-5.82	-	-	338	170	H
2	2.483523	72.82	Pk	32.4	0	-40.35	64.87	-	-	74	-9.13	338	170	H
4	2.483538	56.44	RMS	32.4	.39	-40.35	48.88	54	-5.12	-	-	338	170	H

Pk - Peak detector
RMS - RMS detection

UL Verification Services Inc.
47173 Benicia Street, Fremont, CA 94538; USA. TEL:(510) 319-4000 FAX:(510) 661-0888
This report shall not be reproduced except in full, without the written approval of UL Verification Services Inc.

VERTICAL RESULT

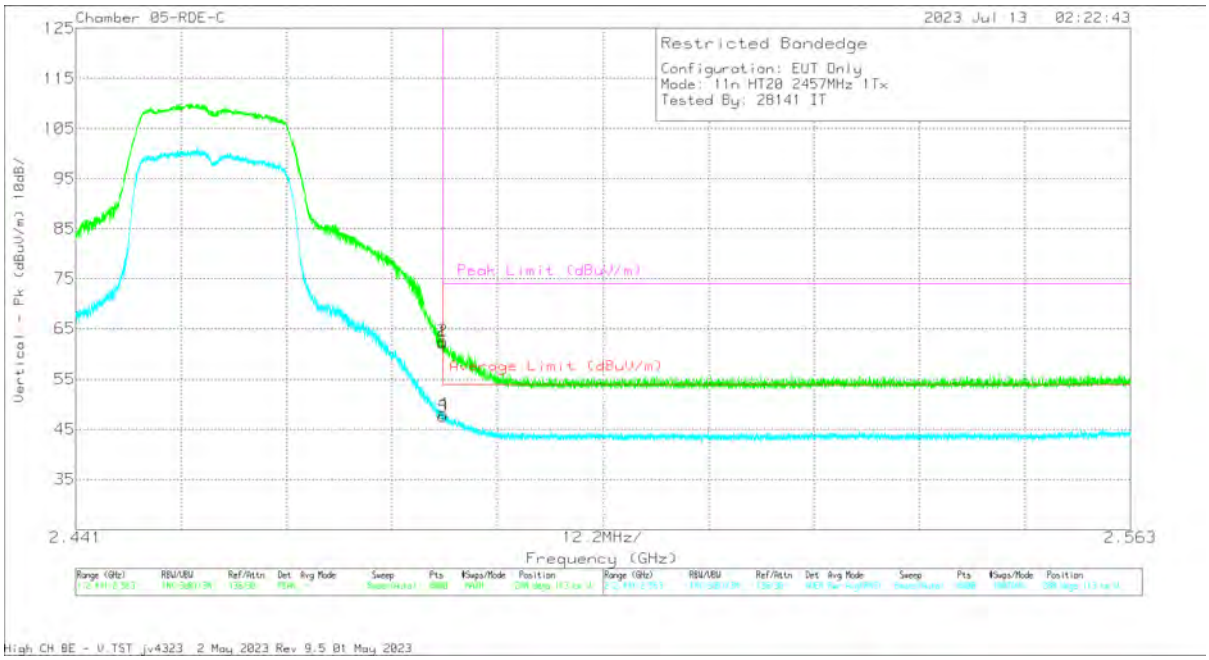

Marker	Frequency (GHz)	Meter Reading (dBuV)	Det	81887 ACF (dB) 3mH	DCCF (dB)	Gain/Loss (dB)	Corrected Reading (dBuV/m)	Average Limit (dBuV/m)	Margin (dB)	Peak Limit (dBuV/m)	PK Margin (dB)	Azimuth (Degs)	Height (cm)	Polarity
1	2.4835	70.24	Pk	32.4	0	-40.35	62.29	-	-	74	-11.71	288	113	V
3	2.4835	55.13	RMS	32.4	.39	-40.35	47.57	54	-6.43	-	-	288	113	V
2	2.483507	70.6	Pk	32.4	0	-40.35	62.65	-	-	74	-11.35	288	113	V
4	2.483538	55.65	RMS	32.4	.39	-40.35	48.09	54	-5.91	-	-	288	113	V

Pk - Peak detector
RMS - RMS detection

UL Verification Services Inc.
47173 Benicia Street, Fremont, CA 94538; USA. TEL:(510) 319-4000 FAX:(510) 661-0888
This report shall not be reproduced except in full, without the written approval of UL Verification Services Inc.

BANDEDGE (HIGH CHANNEL, CH 11)

HORIZONTAL RESULT

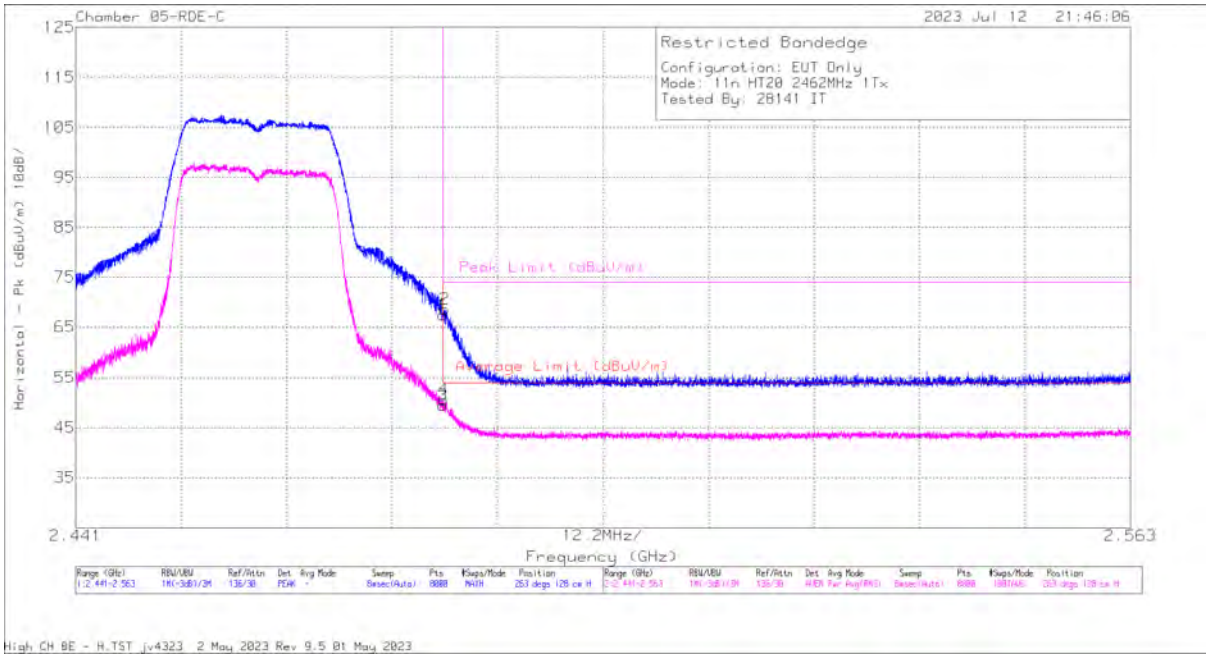

Marker	Frequency (GHz)	Meter Reading (dBuV)	Det	81887 ACF (dB) 3mH	DCCF (dB)	Gain/Loss (dB)	Corrected Reading (dBuV/m)	Average Limit (dBuV/m)	Margin (dB)	Peak Limit (dBuV/m)	PK Margin (dB)	Azimuth (Degs)	Height (cm)	Polarity
1	2.4835	75.5	Pk	32.4	0	-40.35	67.55	-	-	74	-6.45	263	128	H
3	2.4835	56.96	RMS	32.4	.39	-40.35	49.40	54	-4.608	-	-	263	128	H
4	2.483553	58.12	RMS	32.4	.39	-40.35	50.56	54	-3.44	-	-	263	128	H
2	2.483675	76.58	Pk	32.4	0	-40.35	68.63	-	-	74	-5.37	263	128	H

Pk - Peak detector
RMS - RMS detection

UL Verification Services Inc.
47173 Benicia Street, Fremont, CA 94538; USA. TEL:(510) 319-4000 FAX:(510) 661-0888
This report shall not be reproduced except in full, without the written approval of UL Verification Services Inc.

VERTICAL RESULT

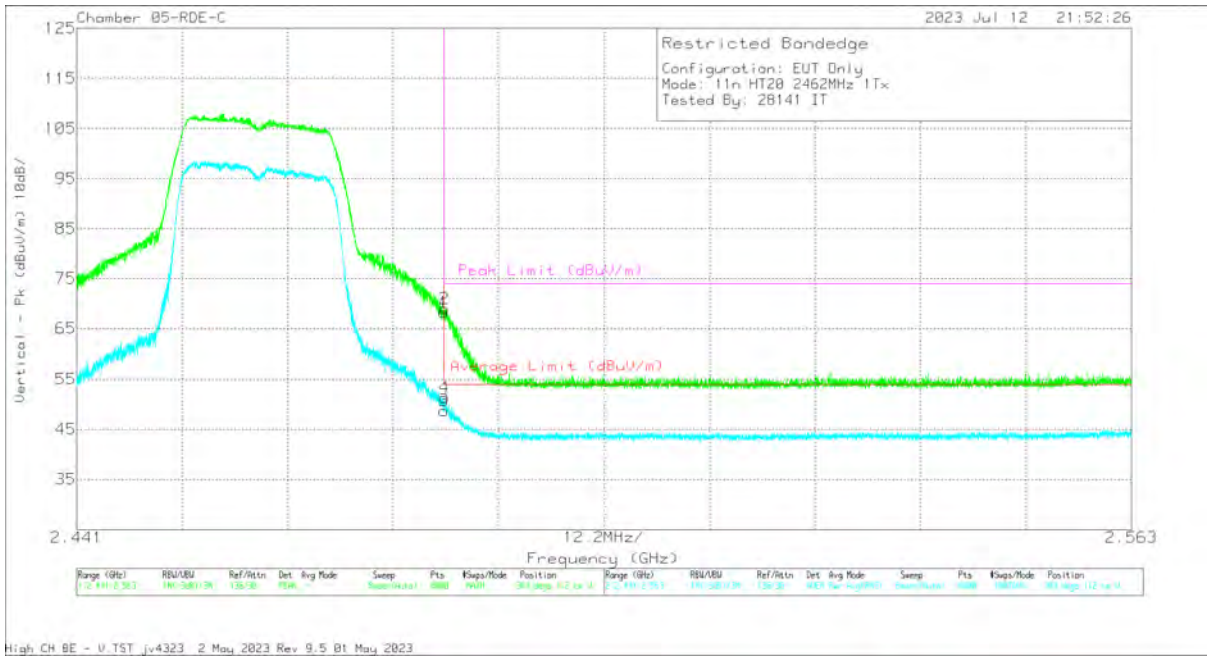

Marker	Frequency (GHz)	Meter Reading (dBuV)	Det	81887 ACF (dB) 3mH	DCCF (dB)	Gain/Loss (dB)	Corrected Reading (dBuV/m)	Average Limit (dBuV/m)	Margin (dB)	Peak Limit (dBuV/m)	PK Margin (dB)	Azimuth (Degs)	Height (cm)	Polarity
1	2.4835	76.19	Pk	32.4	0	-40.35	68.24	-	-	74	-5.76	303	112	V
3	2.4835	56.32	RMS	32.4	.39	-40.35	48.76	54	-5.24	-	-	303	112	V
2	2.483538	76.93	Pk	32.4	0	-40.35	68.98	-	-	74	-5.02	303	112	V
4	2.483568	58.86	RMS	32.4	.39	-40.35	51.30	54	-2.70	-	-	303	112	V

Pk - Peak detector
RMS - RMS detection

UL Verification Services Inc.
47173 Benicia Street, Fremont, CA 94538; USA. TEL:(510) 319-4000 FAX:(510) 661-0888
This report shall not be reproduced except in full, without the written approval of UL Verification Services Inc.

BANDEDGE (HIGH CHANNEL, CH 12)

HORIZONTAL RESULT

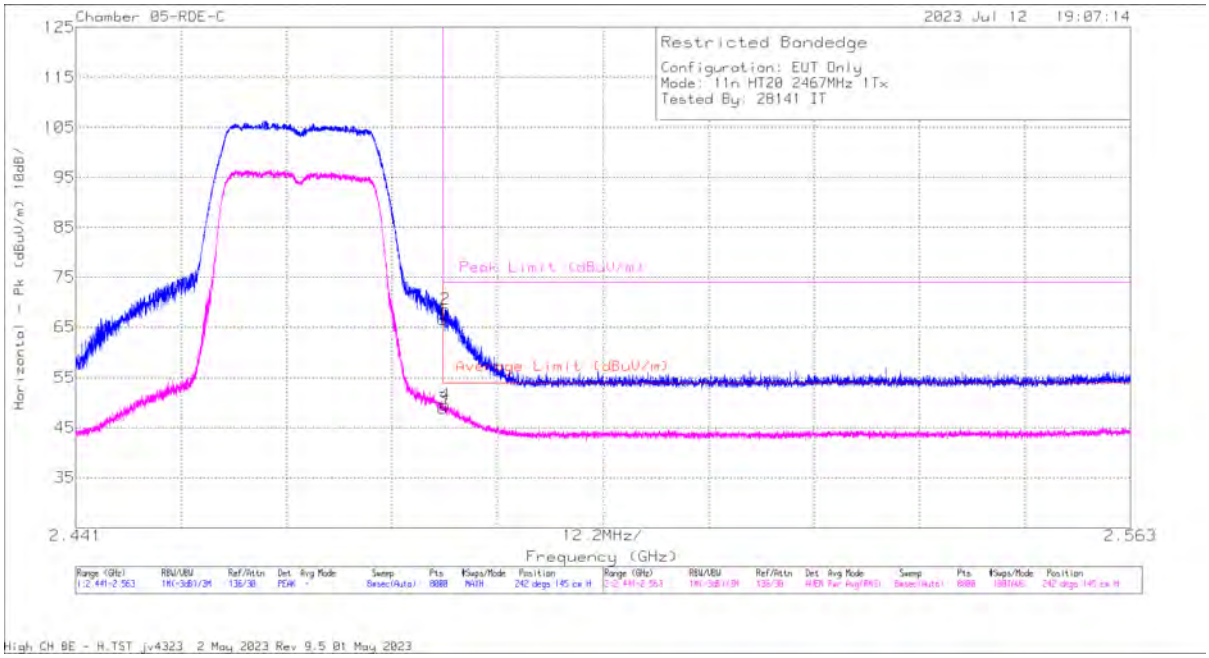

Marker	Frequency (GHz)	Meter Reading (dBuV)	Det	81887 ACF (dB) 3mH	DCCF (dB)	Gain/Loss (dB)	Corrected Reading (dBuV/m)	Average Limit (dBuV/m)	Margin (dB)	Peak Limit (dBuV/m)	PK Margin (dB)	Azimuth (Degs)	Height (cm)	Polarity
1	2.4835	74.38	Pk	32.4	0	-40.35	66.43	-	-	74	-7.57	242	145	H
3	2.4835	56.39	RMS	32.4	.39	-40.35	48.83	54	-5.17	-	-	242	145	H
2	2.483736	76.52	Pk	32.4	0	-40.35	68.57	-	-	74	-5.43	242	145	H
4	2.483751	57.1	RMS	32.4	.39	-40.36	49.53	54	-4.47	-	-	242	145	H

Pk - Peak detector
RMS - RMS detection

UL Verification Services Inc.
47173 Benicia Street, Fremont, CA 94538; USA. TEL:(510) 319-4000 FAX:(510) 661-0888
This report shall not be reproduced except in full, without the written approval of UL Verification Services Inc.

VERTICAL RESULT

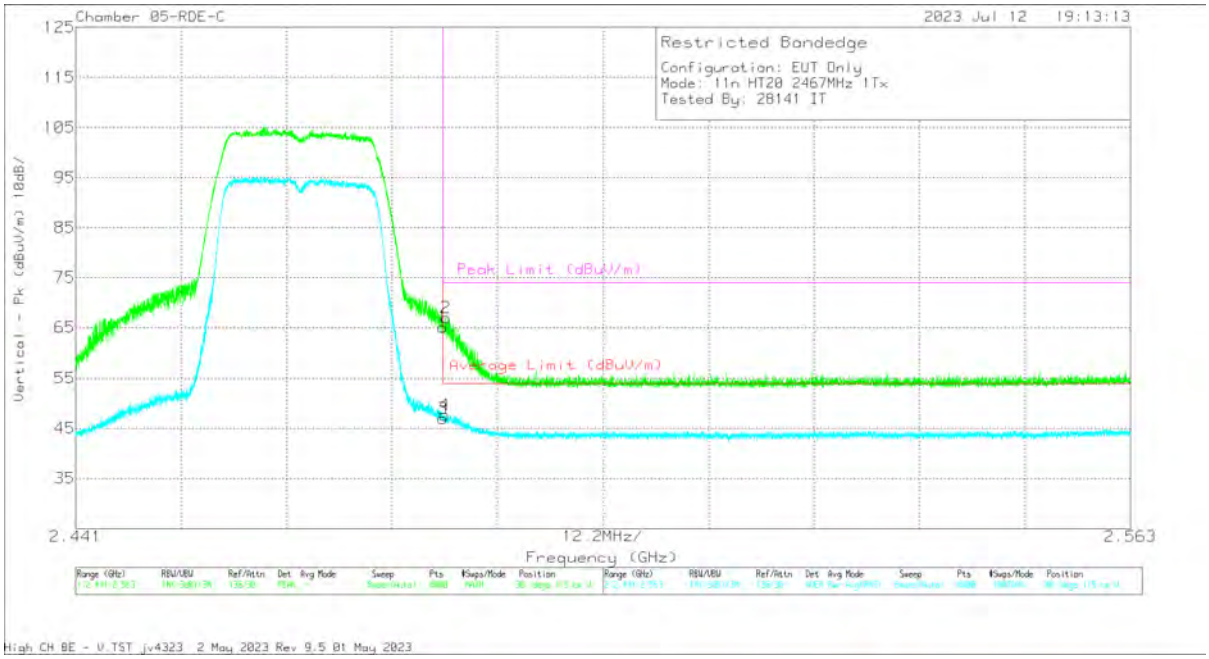

Marker	Frequency (GHz)	Meter Reading (dBuV)	Det	81887 ACF (dB) 3mH	DCCF (dB)	Gain/Loss (dB)	Corrected Reading (dBuV/m)	Average Limit (dBuV/m)	Margin (dB)	Peak Limit (dBuV/m)	PK Margin (dB)	Azimuth (Degs)	Height (cm)	Polarity
1	2.4835	73.12	Pk	32.4	0	-40.35	65.17	-	-	74	-8.83	301	115	V
3	2.4835	54.53	RMS	32.4	.39	-40.35	46.97	54	-7.03	-	-	301	115	V
4	2.483706	55.2	RMS	32.4	.39	-40.35	47.64	54	-6.36	-	-	301	115	V
2	2.483843	74.97	Pk	32.4	0	-40.36	67.01	-	-	74	-6.99	301	115	V

Pk - Peak detector
RMS - RMS detection

UL Verification Services Inc.
47173 Benicia Street, Fremont, CA 94538; USA. TEL:(510) 319-4000 FAX:(510) 661-0888
This report shall not be reproduced except in full, without the written approval of UL Verification Services Inc.

BANDEDGE (HIGH CHANNEL, CH 13)

HORIZONTAL RESULT

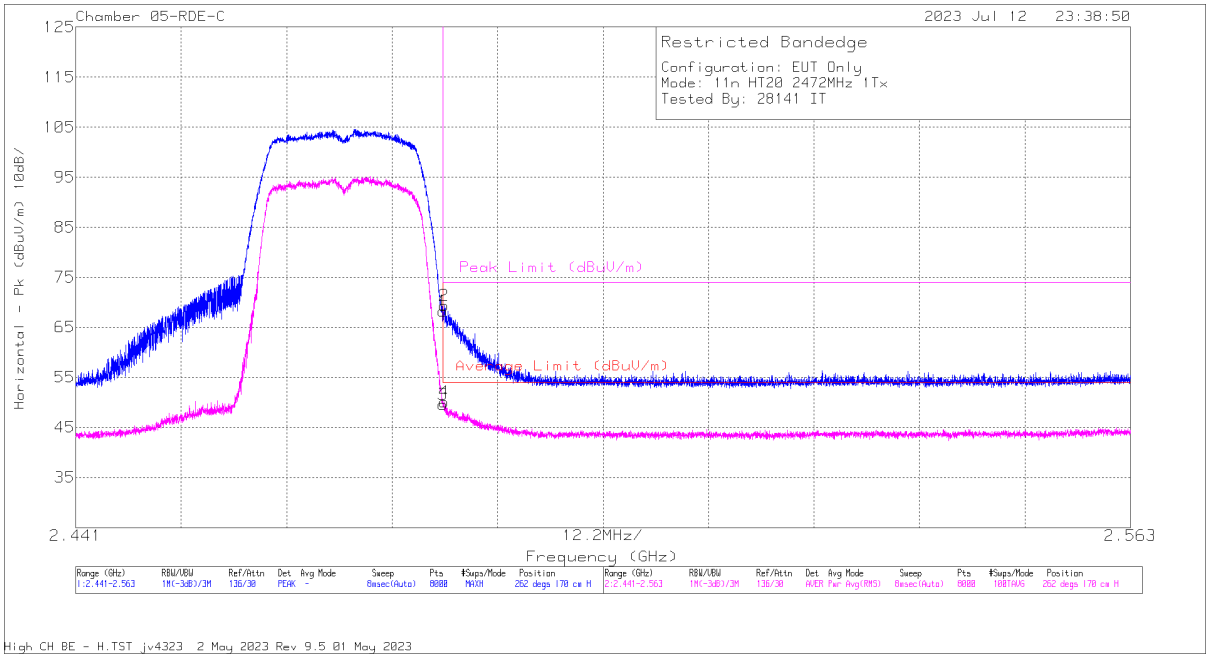

Marker	Frequency (GHz)	Meter Reading (dBuV)	Det	81887 ACF (dB) 3mH	DCCF (dB)	Gain/Loss (dB)	Corrected Reading (dBuV/m)	Average Limit (dBuV/m)	Margin (dB)	Peak Limit (dBuV/m)	PK Margin (dB)	Azimuth (Degs)	Height (cm)	Polarity
1	2.4835	76.16	Pk	32.4	0	-40.35	68.21	-	-	74	-5.79	262	170	H
3	2.4835	57.12	RMS	32.4	.39	-40.35	49.56	54	-4.44	-	-	262	170	H
2	2.483599	77.34	Pk	32.4	0	-40.35	69.39	-	-	74	-4.61	262	170	H
4	2.483599	57.66	RMS	32.4	.39	-40.35	50.10	54	-3.90	-	-	262	170	H

Pk - Peak detector
RMS - RMS detection

UL Verification Services Inc.
47173 Benicia Street, Fremont, CA 94538; USA. TEL:(510) 319-4000 FAX:(510) 661-0888
This report shall not be reproduced except in full, without the written approval of UL Verification Services Inc.

VERTICAL RESULT

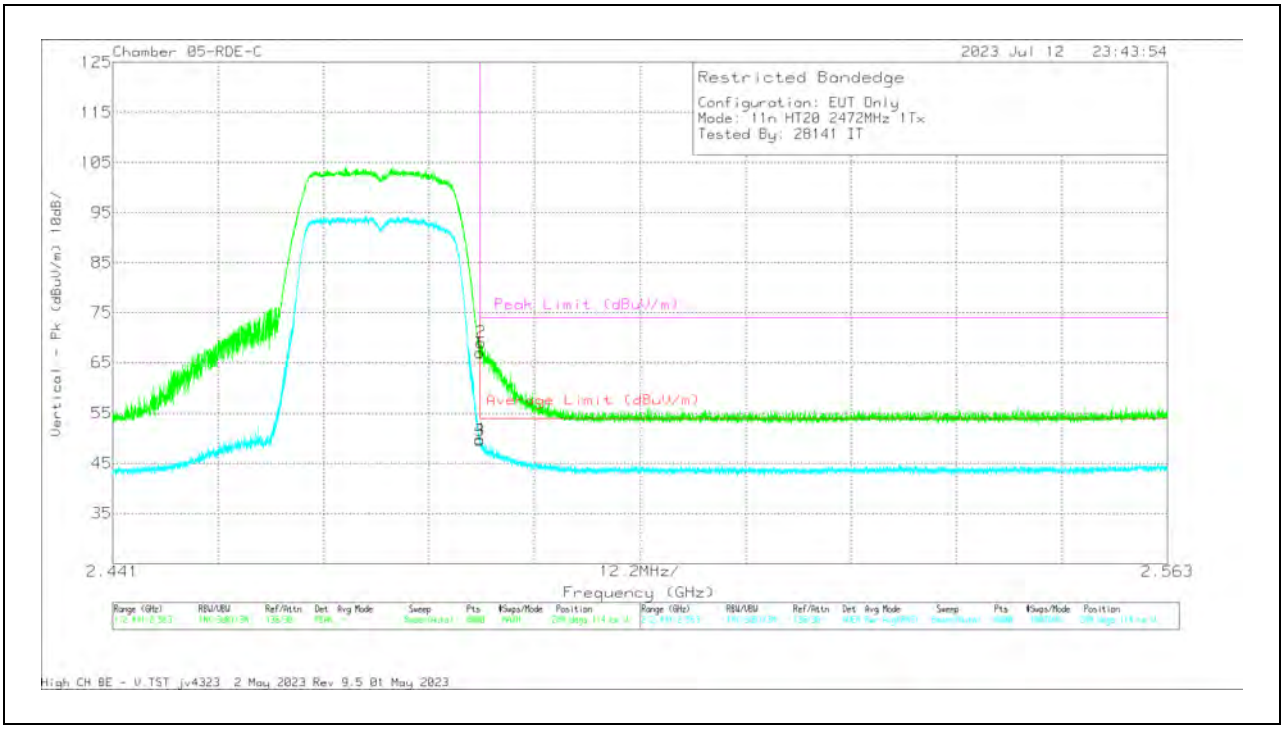

Marker	Frequency (GHz)	Meter Reading (dBuV)	Det	81887 ACF (dB) 3mH	DCCF (dB)	Gain/Loss (dB)	Corrected Reading (dBuV/m)	Average Limit (dBuV/m)	Margin (dB)	Peak Limit (dBuV/m)	PK Margin (dB)	Azimuth (Degs)	Height (cm)	Polarity
1	2.4835	74.94	Pk	32.4	0	-40.35	66.99	-	-	74	-7.01	289	114	V
3	2.4835	57.17	RMS	32.4	.39	-40.35	49.61	54	-4.39	-	-	289	114	V
4	2.483507	57.34	RMS	32.4	.39	-40.35	49.78	54	-4.22	-	-	289	114	V
2	2.483614	77	Pk	32.4	0	-40.35	69.05	-	-	74	-4.95	289	114	V

Pk - Peak detector
RMS - RMS detection

UL Verification Services Inc.
47173 Benicia Street, Fremont, CA 94538; USA. TEL:(510) 319-4000 FAX:(510) 661-0888
This report shall not be reproduced except in full, without the written approval of UL Verification Services Inc.

1TX ANT 3 MODE

BANDEDGE (LOW CHANNEL, CH 1)

HORIZONTAL RESULT

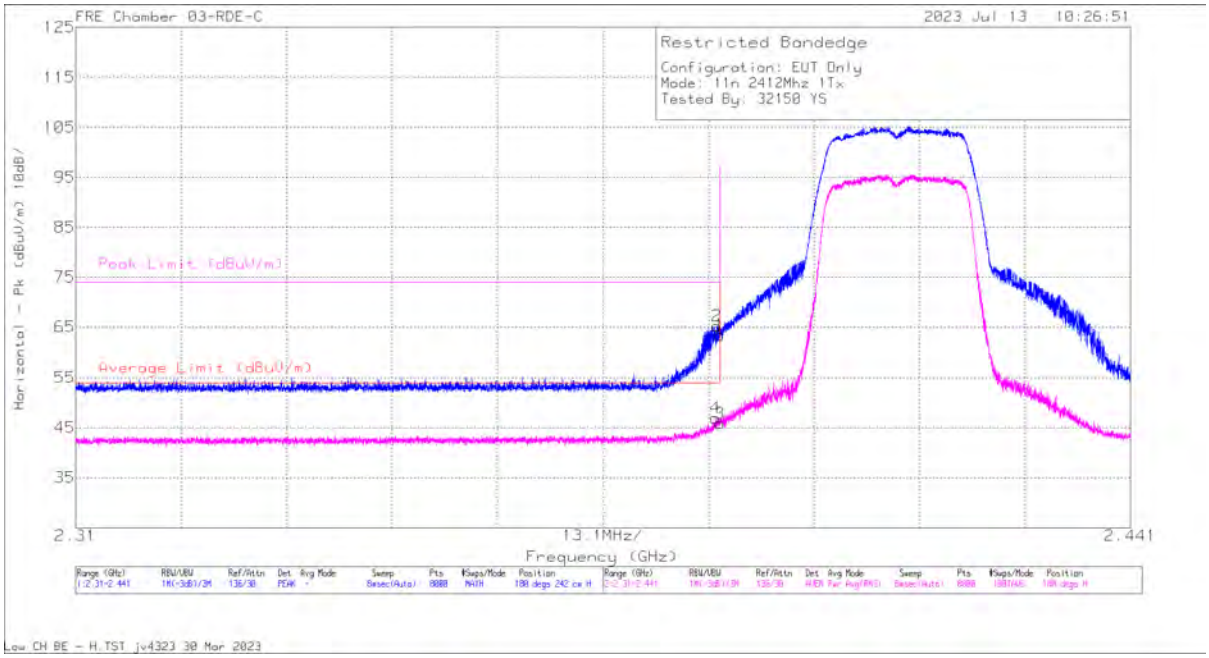

Marker	Frequency (GHz)	Meter Reading (dBuV)	Det	226672 ACF (dB) 3mH	DCCF (dB)	Gain/Loss (dB)	Corrected Reading (dBuV/m)	Average Limit (dBuV/m)	Margin (dB)	Peak Limit (dBuV/m)	PK Margin (dB)	Azimuth (Degs)	Height (cm)	Polarity
1	* 2.39	71.2	Pk	32.1	0	-39.8	63.5	-	-	74	-10.5	180	242	H
2	* 2.389609	73.07	Pk	32.1	0	-39.88	65.29	-	-	74	-8.71	180	242	H
3	* 2.39	53.16	RMS	32.1	.39	-39.8	45.85	54	-8.15	-	-	180	242	H
4	* 2.389494	54.29	RMS	32.1	.39	-39.9	46.88	54	-7.12	-	-	180	242	H

* - indicates frequency in CFR47 Pt 15 / IC RSS-Restricted Band
Pk - Peak detector
RMS - RMS detection

UL Verification Services Inc.
47173 Benicia Street, Fremont, CA 94538; USA. TEL:(510) 319-4000 FAX:(510) 661-0888
This report shall not be reproduced except in full, without the written approval of UL Verification Services Inc.

VERTICAL RESULT

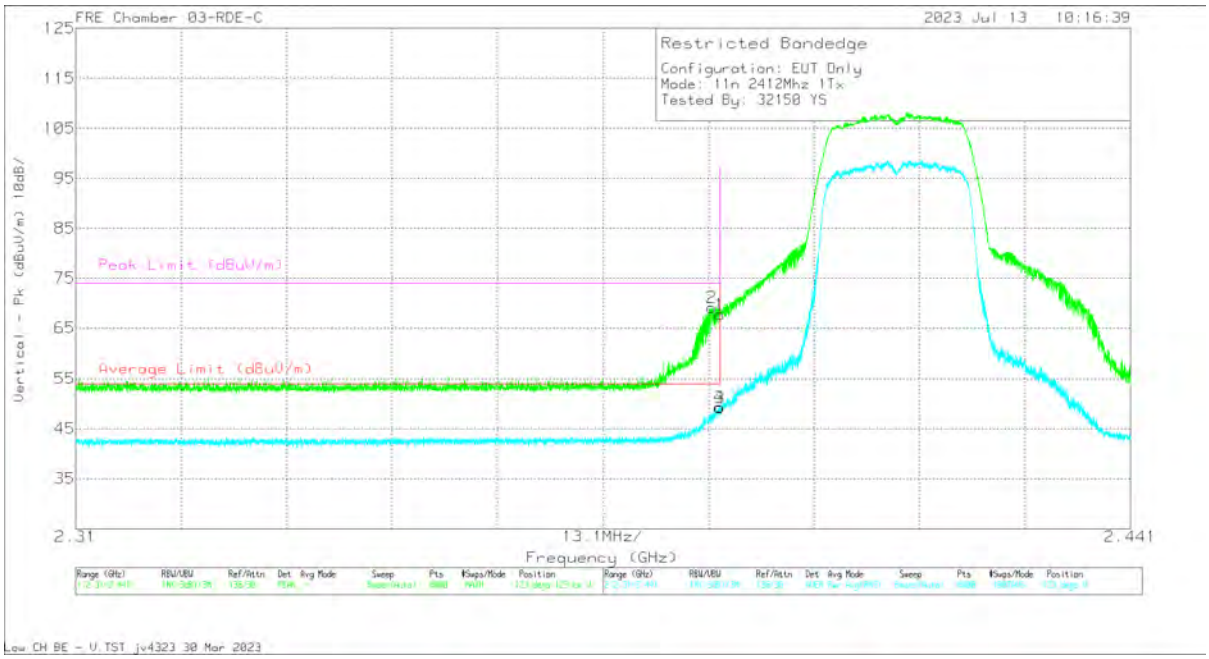

Marker	Frequency (GHz)	Meter Reading (dBuV)	Det	226672 ACF (dB) 3mH	DCCF (dB)	Gain/Loss (dB)	Corrected Reading (dBuV/m)	Average Limit (dBuV/m)	Margin (dB)	Peak Limit (dBuV/m)	PK Margin (dB)	Azimuth (Degs)	Height (cm)	Polarity
1	* 2.39	75.46	Pk	32.1	0	-39.8	67.76	-	-	74	-6.24	123	129	V
2	* 2.38897	77.02	Pk	32.1	0	-40	69.12	-	-	74	-4.88	123	129	V
3	* 2.39	56.51	RMS	32.1	.39	-39.8	49.20	54	-4.80	-	-	123	129	V
4	* 2.389903	56.6	RMS	32.1	.39	-39.82	49.27	54	-4.73	-	-	123	129	V

* - indicates frequency in CFR47 Pt 15 / IC RSS-Restricted Band
Pk - Peak detector
RMS - RMS detection

UL Verification Services Inc.
47173 Benicia Street, Fremont, CA 94538; USA. TEL:(510) 319-4000 FAX:(510) 661-0888
This report shall not be reproduced except in full, without the written approval of UL Verification Services Inc.

BANDEDGE (LOW CHANNEL, CH 2)

HORIZONTAL RESULT

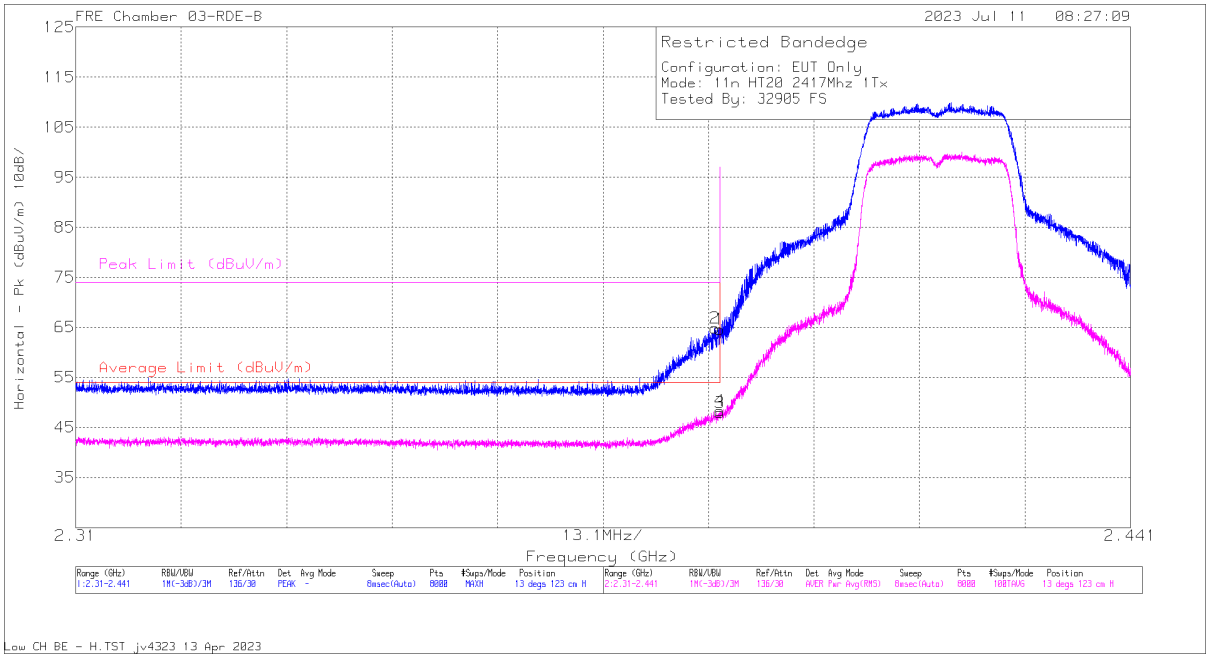

Marker	Frequency (GHz)	Meter Reading (dBuV)	Det	230300 ACF (dB/m)	DCCF (dB)	Gain/Loss (dB)	Corrected Reading (dBuV/m)	Average Limit (dBuV/m)	Margin (dB)	Peak Limit (dBuV/m)	PK Margin (dB)	Azimuth (Degs)	Height (cm)	Polarity
1	* 2.39	73.55	Pk	32.2	0	-41.2	64.55	-	-	74	-9.45	13	123	H
2	* 2.389363	73.93	Pk	32.2	0	-41.26	64.87	-	-	74	-9.13	13	123	H
3	* 2.39	56.73	RMS	32.2	.39	-41.2	48.29	54	-5.71	-	-	13	123	H
4	* 2.389985	57.15	RMS	32.2	.39	-41.2	48.54	54	-5.46	-	-	13	123	H

* - indicates frequency in CFR47 Pt 15 / IC RSS-Restricted Band
Pk - Peak detector
RMS - RMS detection

UL Verification Services Inc.
47173 Benicia Street, Fremont, CA 94538; USA. TEL:(510) 319-4000 FAX:(510) 661-0888
This report shall not be reproduced except in full, without the written approval of UL Verification Services Inc.

VERTICAL RESULT

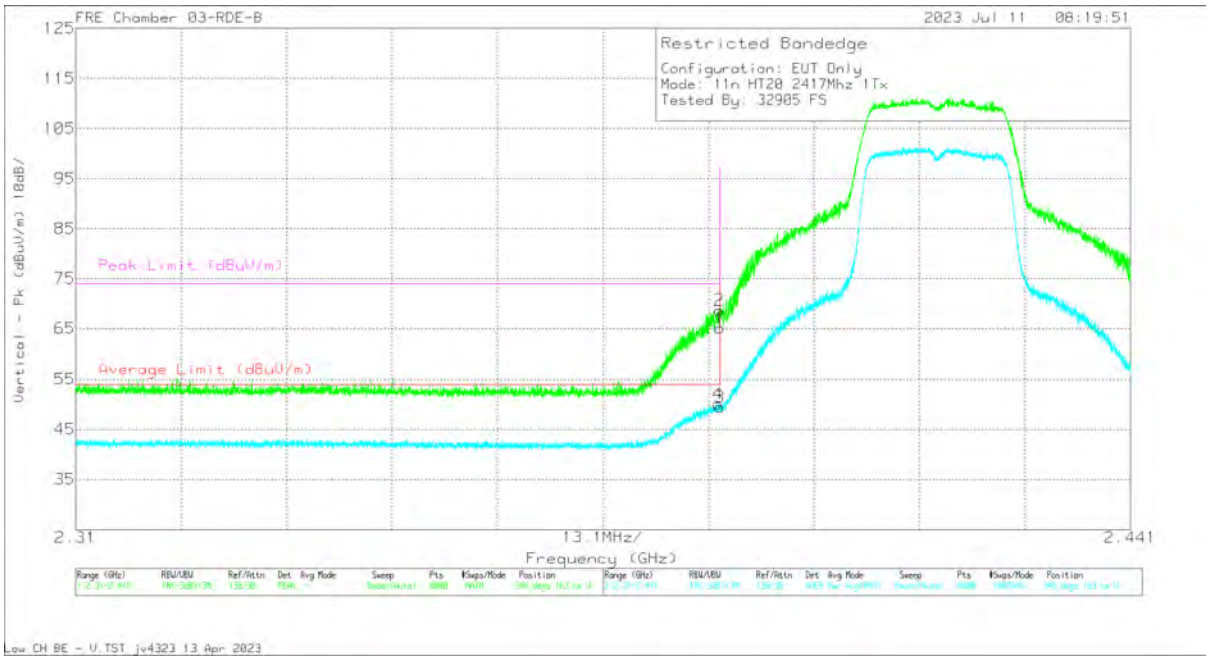

Marker	Frequency (GHz)	Meter Reading (dBuV)	Det	230300 ACF (dB/m)	DCCF (dB)	Gain/Loss (dB)	Corrected Reading (dBuV/m)	Average Limit (dBuV/m)	Margin (dB)	Peak Limit (dBuV/m)	PK Margin (dB)	Azimuth (Degs)	Height (cm)	Polarity
1	* 2.39	74.1	Pk	32.2	0	-41.2	65.1	-	-	74	-8.9	346	163	V
2	* 2.38992	77.68	Pk	32.2	0	-41.21	68.67	-	-	74	-5.33	346	163	V
3	* 2.39	58.24	RMS	32.2	.39	-41.2	49.63	54	-4.37	-	-	346	163	V
4	* 2.389805	58.93	RMS	32.2	.39	-41.22	50.30	54	-3.70	-	-	346	163	V

* - indicates frequency in CFR47 Pt 15 / IC RSS-Restricted Band
Pk - Peak detector
RMS - RMS detection

UL Verification Services Inc.
47173 Benicia Street, Fremont, CA 94538; USA. TEL:(510) 319-4000 FAX:(510) 661-0888
This report shall not be reproduced except in full, without the written approval of UL Verification Services Inc.

BANDEDGE (LOW CHANNEL, CH 3)

HORIZONTAL RESULT

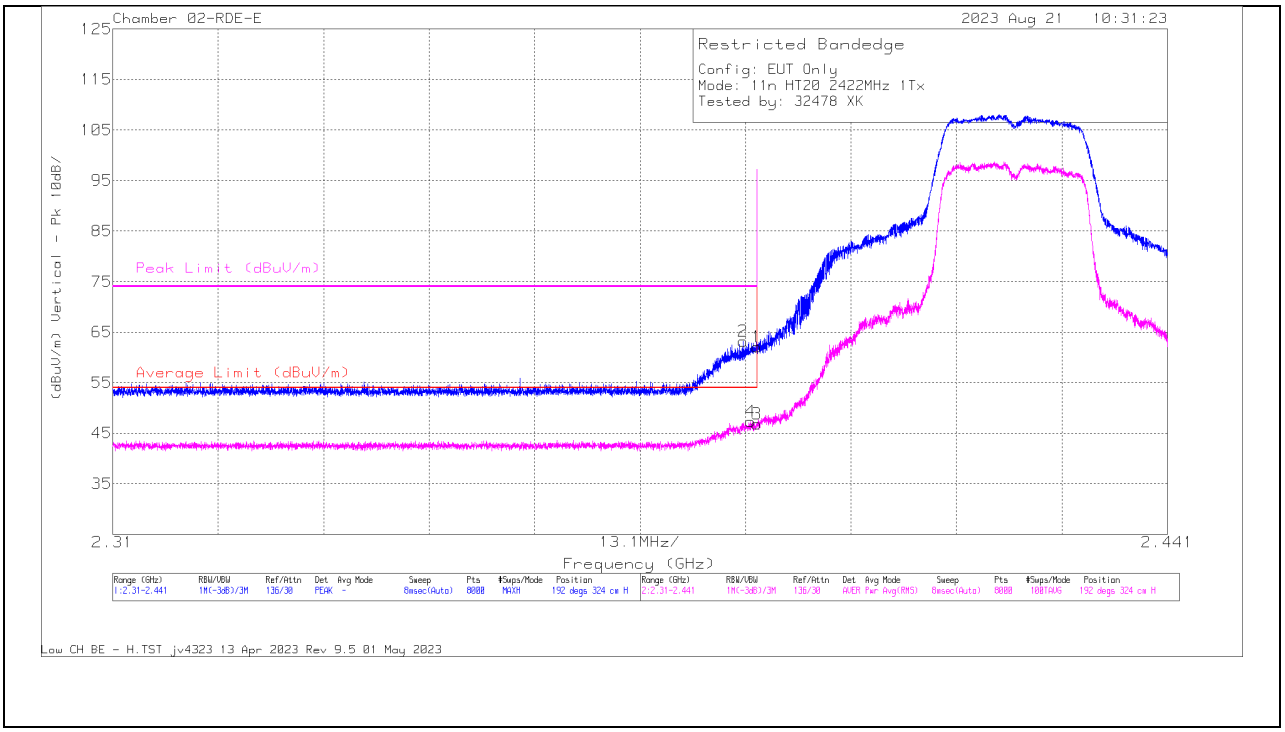

Marker	Frequency (GHz)	Meter Reading (dBuV)	Det	206807 ACF (dB/m)	DCCF (dB)	Gain/Loss (dB)	Corrected Reading (dBuV/m)	Average Limit (dBuV/m)	Margin (dB)	Peak Limit (dBuV/m)	PK Margin (dB)	Azimuth (Degs)	Height (cm)	Polarity
1	* 2.39	69.05	Pk	32.3	0	-39.27	62.08	-	-	74	-11.92	192	324	H
2	* 2.388315	70.18	Pk	32.3	0	-39.28	63.2	-	-	74	-10.8	192	324	H
3	* 2.39	53.58	RMS	32.3	.39	-39.27	47.00	54	-7.00	-	-	192	324	H
4	* 2.389265	54.11	RMS	32.3	.39	-39.28	47.52	54	-6.48	-	-	192	324	H

* - indicates frequency in CFR47 Pt 15 / IC RSS-Restricted Band
Pk - Peak detector
RMS - RMS detection

UL Verification Services Inc.
47173 Benicia Street, Fremont, CA 94538; USA. TEL:(510) 319-4000 FAX:(510) 661-0888
This report shall not be reproduced except in full, without the written approval of UL Verification Services Inc.

VERTICAL RESULT

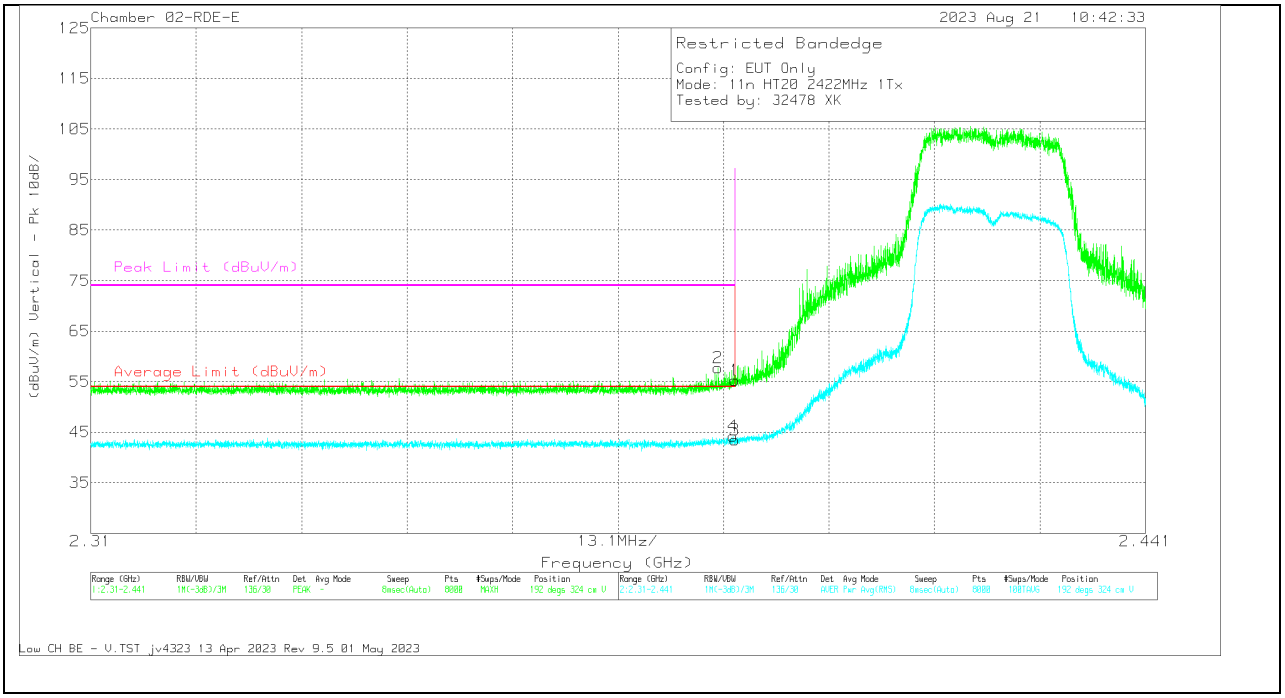

Marker	Frequency (GHz)	Meter Reading (dBuV)	Det	206807 ACF (dB/m)	DCCF (dB)	Gain/Loss (dB)	Corrected Reading (dBuV/m)	Average Limit (dBuV/m)	Margin (dB)	Peak Limit (dBuV/m)	PK Margin (dB)	Azimuth (Degs)	Height (cm)	Polarity
1	* 2.39	62.28	Pk	32.3	0	-39.27	55.31	-	-	74	-18.69	192	324	V
2	* 2.387938	64.75	Pk	32.3	0	-39.28	57.77	-	-	74	-16.23	192	324	V
3	* 2.39	50.27	RMS	32.3	.39	-39.27	43.69	54	-10.31	-	-	192	324	V
4	* 2.389789	50.93	RMS	32.3	.39	-39.27	44.35	54	-9.65	-	-	192	324	V

* - indicates frequency in CFR47 Pt 15 / IC RSS-Restricted Band
Pk - Peak detector
RMS - RMS detection

UL Verification Services Inc.
47173 Benicia Street, Fremont, CA 94538; USA. TEL:(510) 319-4000 FAX:(510) 661-0888
This report shall not be reproduced except in full, without the written approval of UL Verification Services Inc.

BANDEDGE (HIGH CHANNEL, CH 9)

HORIZONTAL RESULT

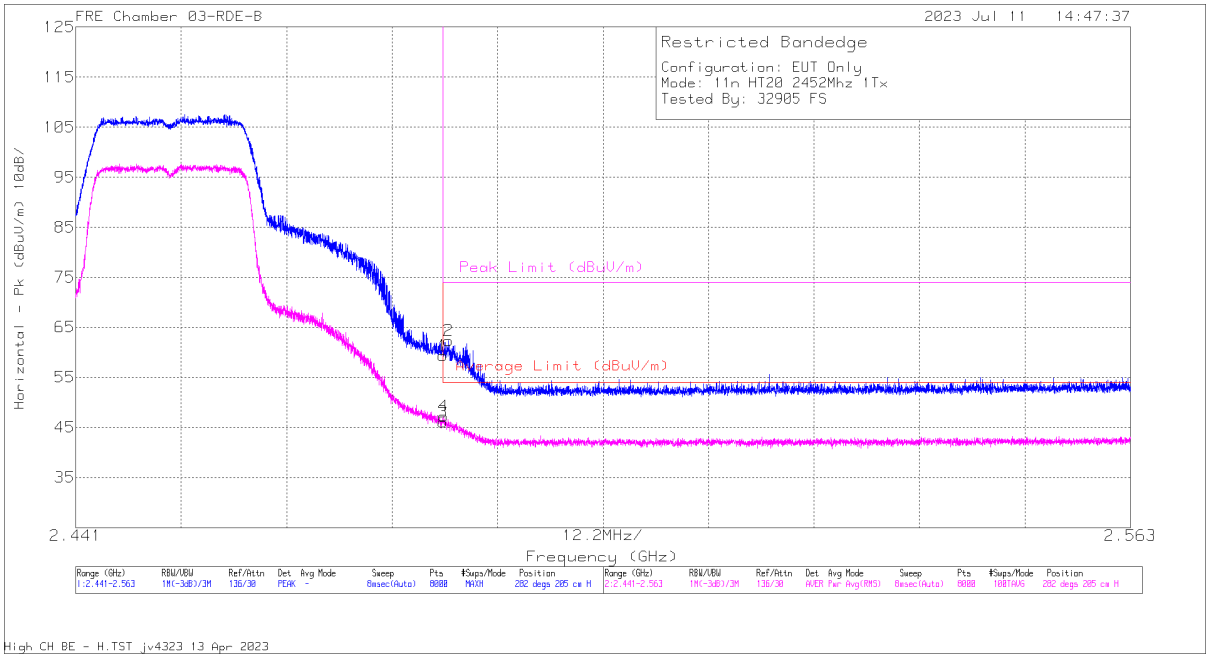

Marker	Frequency (GHz)	Meter Reading (dBuV)	Det	230300 ACF (dB/m)	DCCF (dB)	Gain/Loss (dB)	Corrected Reading (dBuV/m)	Average Limit (dBuV/m)	Margin (dB)	Peak Limit (dBuV/m)	PK Margin (dB)	Azimuth (Degs)	Height (cm)	Polarity
1	* 2.4835	68.32	Pk	32.2	0	-41.15	59.37	-	-	74	-14.63	282	205	H
2	* 2.484117	71.23	Pk	32.2	0	-41.11	62.32	-	-	74	-11.68	282	205	H
3	* 2.4835	54.8	RMS	32.2	.39	-41.15	46.24	54	-7.76	-	-	282	205	H
4	* 2.483553	55.89	RMS	32.2	.39	-41.14	47.34	54	-6.66	-	-	282	205	H

* - indicates frequency in CFR47 Pt 15 / IC RSS-Restricted Band
Pk - Peak detector
RMS - RMS detection

UL Verification Services Inc.
47173 Benicia Street, Fremont, CA 94538; USA. TEL:(510) 319-4000 FAX:(510) 661-0888
This report shall not be reproduced except in full, without the written approval of UL Verification Services Inc.

VERTICAL RESULT

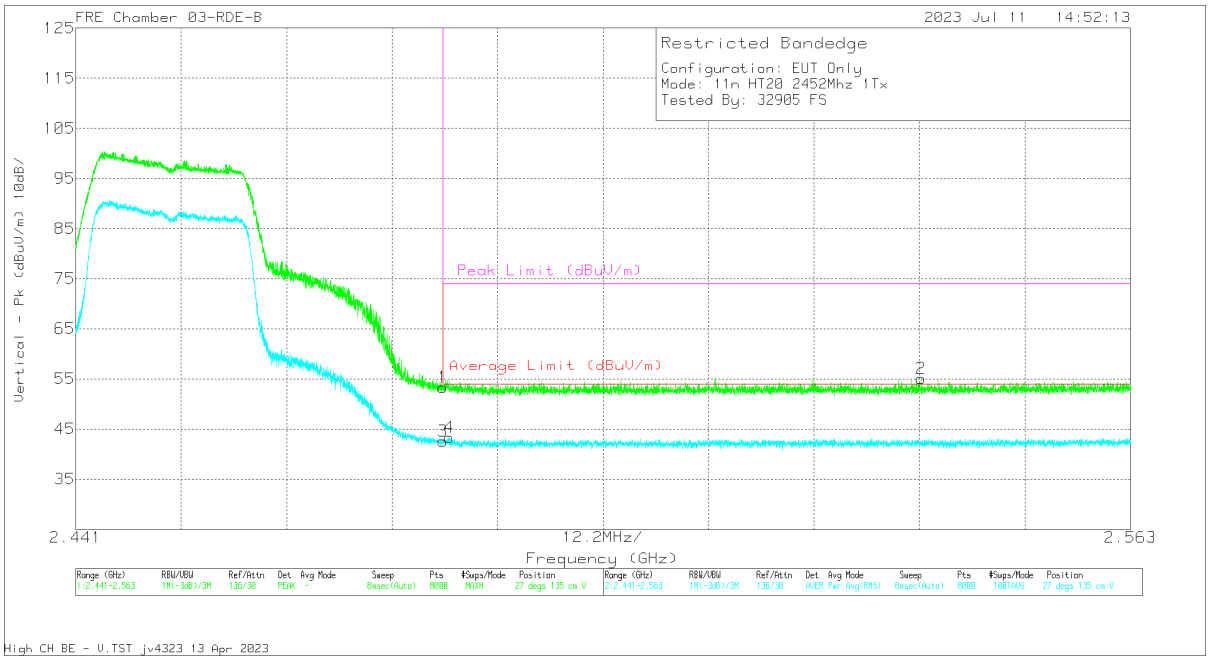

Marker	Frequency (GHz)	Meter Reading (dBuV)	Det	230300 ACF (dB/m)	DCCF (dB)	Gain/Loss (dB)	Corrected Reading (dBuV/m)	Average Limit (dBuV/m)	Margin (dB)	Peak Limit (dBuV/m)	PK Margin (dB)	Azimuth (Degs)	Height (cm)	Polarity
1	* 2.4835	62.33	Pk	32.2	0	-41.15	53.38	-	-	74	-20.62	27	135	V
3	* 2.4835	51.29	RMS	32.2	.39	-41.15	42.73	54	-11.27	-	-	27	135	V
4	* 2.484224	51.99	RMS	32.2	.39	-41.12	43.46	54	-10.54	-	-	27	135	V
2	2.538796	63.68	Pk	32.3	0	-40.92	55.06	-	-	74	-18.94	27	135	V

* - indicates frequency in CFR47 Pt 15 / IC RSS-Restricted Band
Pk - Peak detector
RMS - RMS detection

UL Verification Services Inc.
47173 Benicia Street, Fremont, CA 94538; USA. TEL:(510) 319-4000 FAX:(510) 661-0888
This report shall not be reproduced except in full, without the written approval of UL Verification Services Inc.

BANDEDGE (HIGH CHANNEL, CH 10)

HORIZONTAL RESULT

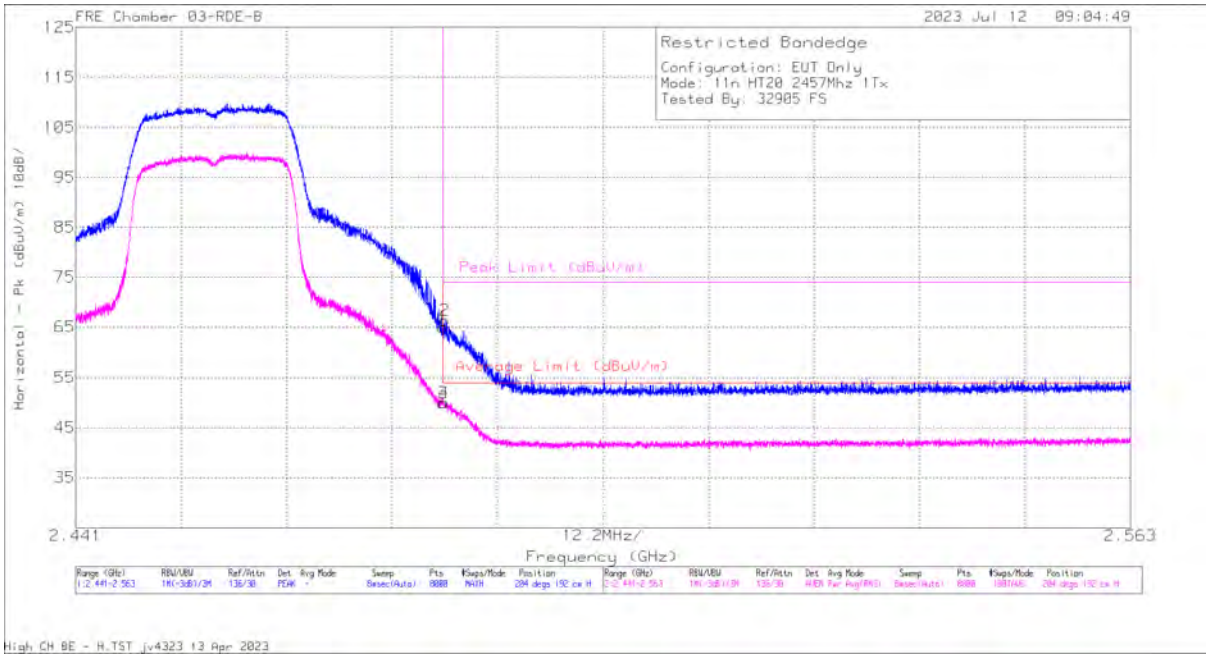

Marker	Frequency (GHz)	Meter Reading (dBuV)	Det	230300 ACF (dB/m)	DCCF (dB)	Gain/Loss (dB)	Corrected Reading (dBuV/m)	Average Limit (dBuV/m)	Margin (dB)	Peak Limit (dBuV/m)	PK Margin (dB)	Azimuth (Degs)	Height (cm)	Polarity
1	* 2.4835	73.98	Pk	32.2	0	-41.15	65.03	-	-	74	-8.97	204	192	H
2	* 2.48366	75.34	Pk	32.2	0	-41.13	66.41	-	-	74	-7.59	204	192	H
3	* 2.4835	58.64	RMS	32.2	.39	-41.15	50.09	54	-3.91	-	-	204	192	H
4	* 2.483584	58.71	RMS	32.2	.39	-41.14	50.16	54	-3.84	-	-	204	192	H

* - indicates frequency in CFR47 Pt 15 / IC RSS-Restricted Band
Pk - Peak detector
RMS - RMS detection

UL Verification Services Inc.
47173 Benicia Street, Fremont, CA 94538; USA. TEL:(510) 319-4000 FAX:(510) 661-0888
This report shall not be reproduced except in full, without the written approval of UL Verification Services Inc.

VERTICAL RESULT

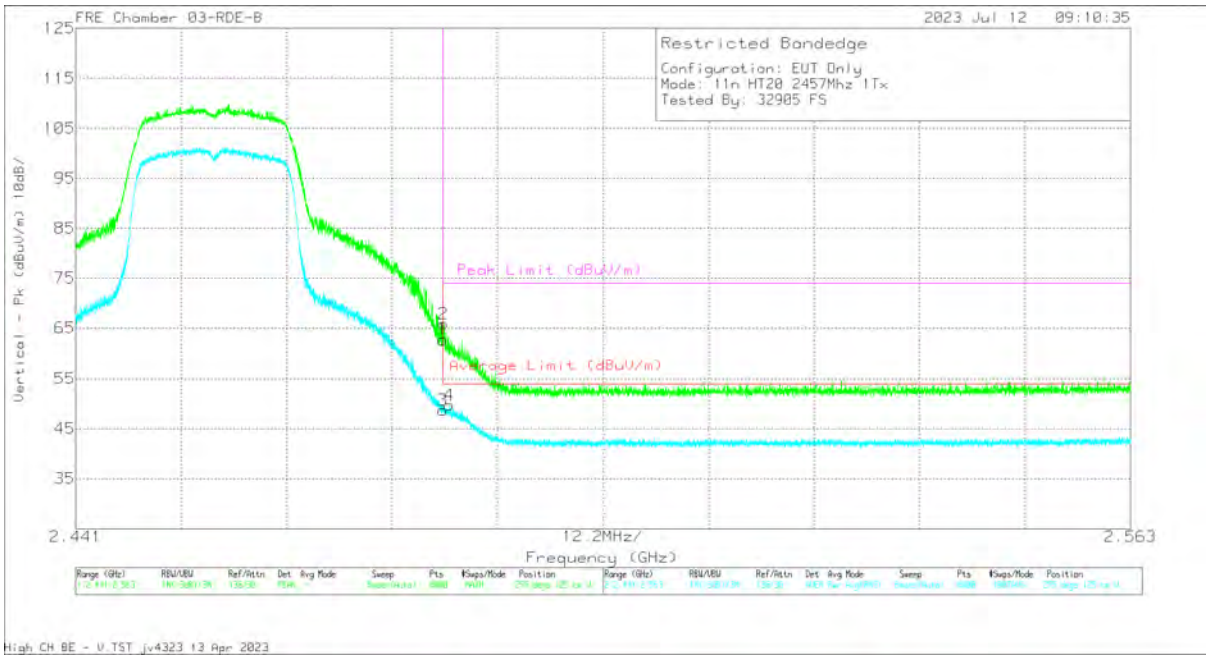

Marker	Frequency (GHz)	Meter Reading (dBuV)	Det	230300 ACF (dB/m)	DCCF (dB)	Gain/Loss (dB)	Corrected Reading (dBuV/m)	Average Limit (dBuV/m)	Margin (dB)	Peak Limit (dBuV/m)	PK Margin (dB)	Azimuth (Degs)	Height (cm)	Polarity
1	* 2.4835	71.67	Pk	32.2	0	-41.15	62.72	-	-	74	-11.28	255	125	V
2	* 2.483523	74.8	Pk	32.2	0	-41.15	65.85	-	-	74	-8.15	255	125	V
3	* 2.4835	57.41	RMS	32.2	.39	-41.15	49.07	54	-4.93	-	-	255	125	V
4	* 2.484224	58.44	RMS	32.2	.39	-41.12	49.91	54	-4.09	-	-	255	125	V

* - indicates frequency in CFR47 Pt 15 / IC RSS-Restricted Band
Pk - Peak detector
RMS - RMS detection

UL Verification Services Inc.
47173 Benicia Street, Fremont, CA 94538; USA. TEL:(510) 319-4000 FAX:(510) 661-0888
This report shall not be reproduced except in full, without the written approval of UL Verification Services Inc.

BANDEDGE (HIGH CHANNEL, CH 11)

HORIZONTAL RESULT

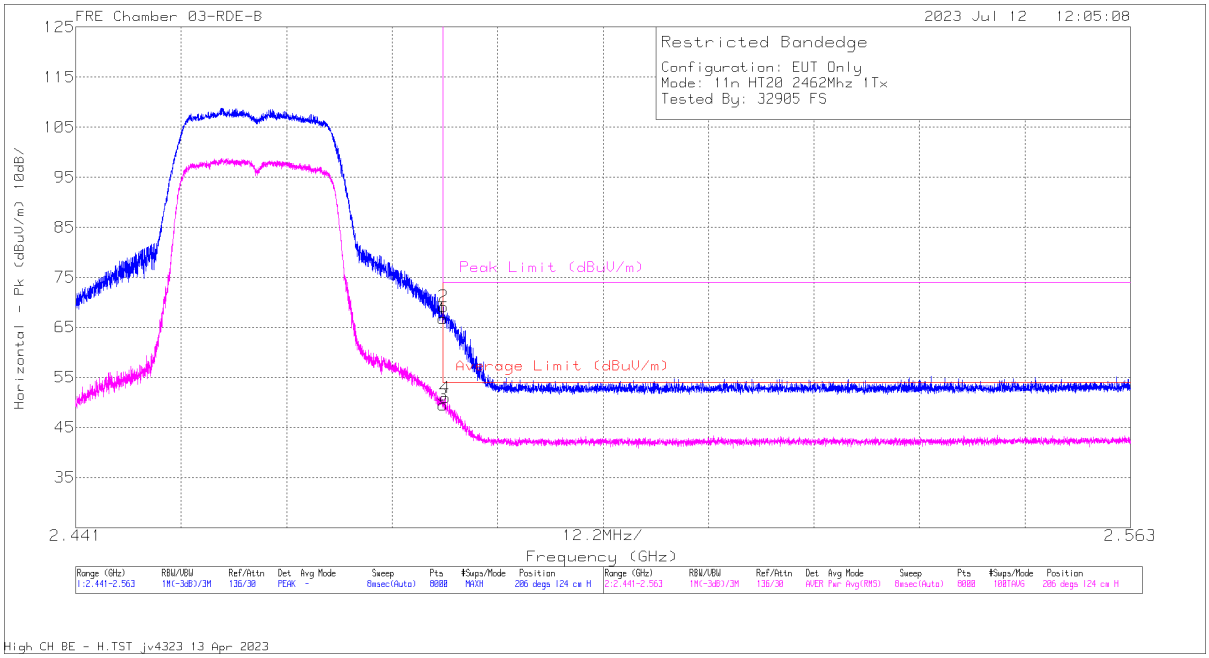

Marker	Frequency (GHz)	Meter Reading (dBuV)	Det	230300 ACF (dB/m)	DCCF (dB)	Gain/Loss (dB)	Corrected Reading (dBuV/m)	Average Limit (dBuV/m)	Margin (dB)	Peak Limit (dBuV/m)	PK Margin (dB)	Azimuth (Degs)	Height (cm)	Polarity
1	* 2.4835	75.64	Pk	32.2	0	-41.15	66.69	-	-	74	-7.31	206	124	H
2	* 2.483538	78.12	Pk	32.2	0	-41.15	69.17	-	-	74	-4.83	206	124	H
3	* 2.4835	58.15	RMS	32.2	.39	-41.15	49.59	54	-4.41	-	-	206	124	H
4	* 2.483736	59.66	RMS	32.2	.39	-41.13	51.12	54	-2.87	-	-	206	124	H

* - indicates frequency in CFR47 Pt 15 / IC RSS-Restricted Band
Pk - Peak detector
RMS - RMS detection

UL Verification Services Inc.
47173 Benicia Street, Fremont, CA 94538; USA. TEL:(510) 319-4000 FAX:(510) 661-0888
This report shall not be reproduced except in full, without the written approval of UL Verification Services Inc.

VERTICAL RESULT

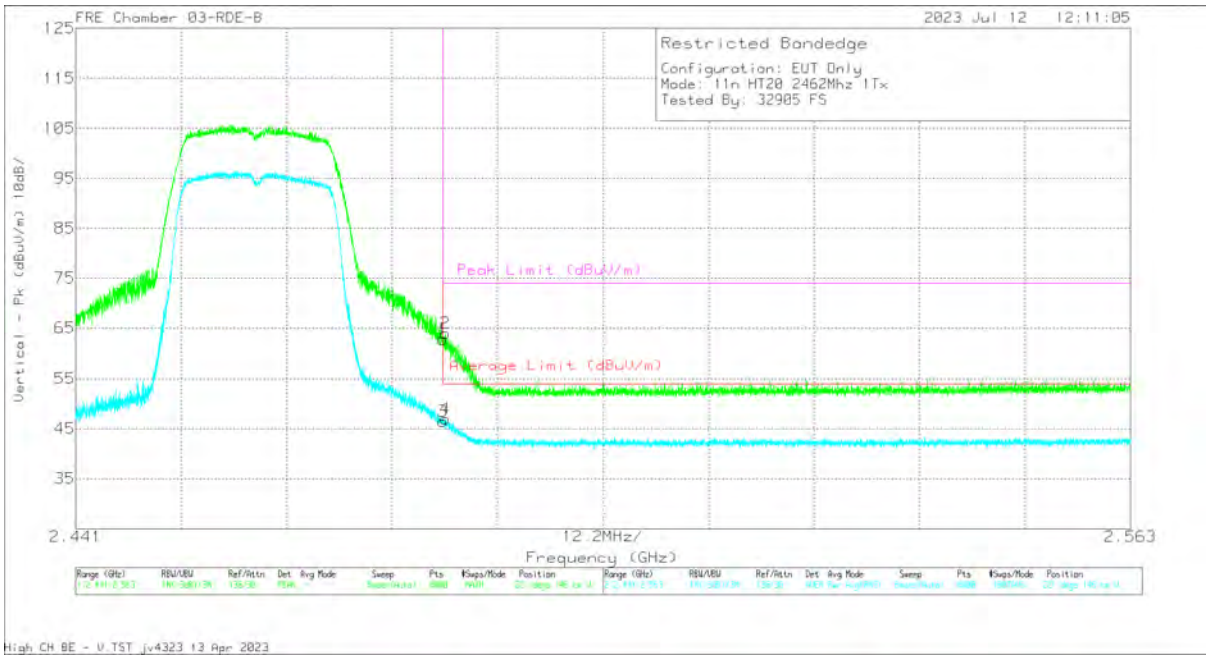

Marker	Frequency (GHz)	Meter Reading (dBuV)	Det	230300 ACF (dB/m)	DCCF (dB)	Gain/Loss (dB)	Corrected Reading (dBuV/m)	Average Limit (dBuV/m)	Margin (dB)	Peak Limit (dBuV/m)	PK Margin (dB)	Azimuth (Degs)	Height (cm)	Polarity
1	* 2.4835	71.76	Pk	32.2	0	-41.15	62.81	-	-	74	-11.19	221	146	V
2	* 2.483751	72.9	Pk	32.2	0	-41.12	63.98	-	-	74	-10.02	221	146	V
3	* 2.4835	55.25	RMS	32.2	.39	-41.15	46.69	54	-7.31	-	-	221	146	V
4	* 2.483797	55.7	RMS	32.2	.39	-41.12	47.17	54	-6.83	-	-	221	146	V

* - indicates frequency in CFR47 Pt 15 / IC RSS-Restricted Band
Pk - Peak detector
RMS - RMS detection

UL Verification Services Inc.
47173 Benicia Street, Fremont, CA 94538; USA. TEL:(510) 319-4000 FAX:(510) 661-0888
This report shall not be reproduced except in full, without the written approval of UL Verification Services Inc.

BANDEDGE (HIGH CHANNEL, CH 12)

HORIZONTAL RESULT

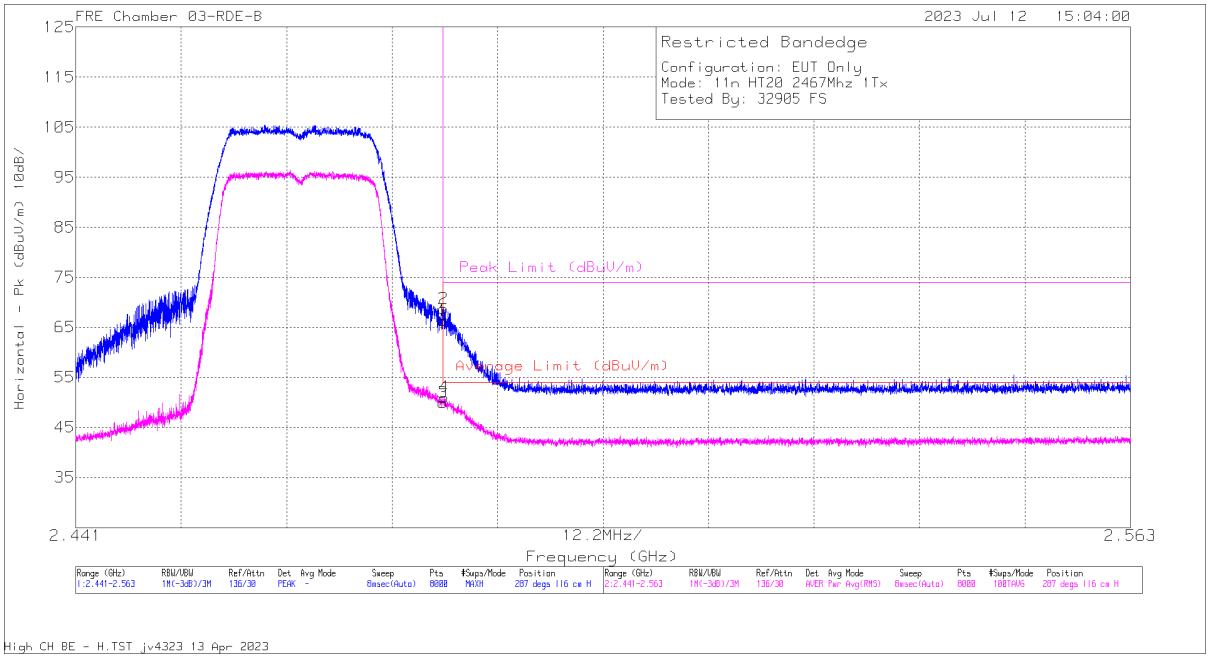

Marker	Frequency (GHz)	Meter Reading (dBuV)	Det	230300 ACF (dB/m)	DCCF (dB)	Gain/Loss (dB)	Corrected Reading (dBuV/m)	Average Limit (dBuV/m)	Margin (dB)	Peak Limit (dBuV/m)	PK Margin (dB)	Azimuth (Degs)	Height (cm)	Polarity
1	* 2.4835	75.32	Pk	32.2	0	-41.15	66.37	-	-	74	-7.63	287	116	H
2	* 2.483538	77.7	Pk	32.2	0	-41.15	68.75	-	-	74	-5.25	287	116	H
3	* 2.4835	58.76	RMS	32.2	.39	-41.15	50.20	54	-3.80	-	-	287	116	H
4	* 2.483584	59.75	RMS	32.2	.39	-41.14	51.20	54	-2.80	-	-	287	116	H

* - indicates frequency in CFR47 Pt 15 / IC RSS-Restricted Band
Pk - Peak detector
RMS - RMS detection

UL Verification Services Inc.
47173 Benicia Street, Fremont, CA 94538; USA. TEL:(510) 319-4000 FAX:(510) 661-0888
This report shall not be reproduced except in full, without the written approval of UL Verification Services Inc.

VERTICAL RESULT

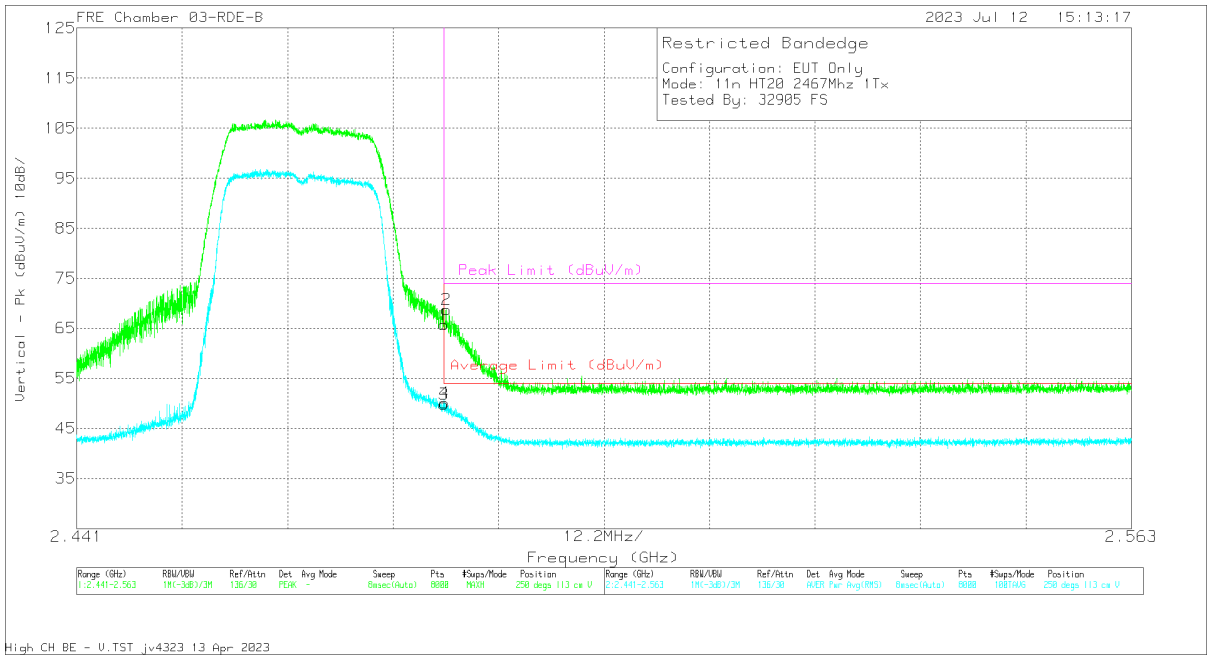

Marker	Frequency (GHz)	Meter Reading (dBuV)	Det	230300 ACF (dB/m)	DCCF (dB)	Gain/Loss (dB)	Corrected Reading (dBuV/m)	Average Limit (dBuV/m)	Margin (dB)	Peak Limit (dBuV/m)	PK Margin (dB)	Azimuth (Degs)	Height (cm)	Polarity
1	* 2.4835	74.71	Pk	32.2	0	-41.15	65.76	-	-	74	-8.24	250	113	V
2	* 2.483782	77.62	Pk	32.2	0	-41.12	68.7	-	-	74	-5.3	250	113	V
3	* 2.4835	58.52	RMS	32.2	.39	-41.15	49.96	54	-4.04	-	-	250	113	V
4	* 2.483568	58.77	RMS	32.2	.39	-41.14	50.22	54	-3.78	-	-	250	113	V

* - indicates frequency in CFR47 Pt 15 / IC RSS-Restricted Band
Pk - Peak detector
RMS - RMS detection

UL Verification Services Inc.
47173 Benicia Street, Fremont, CA 94538; USA. TEL:(510) 319-4000 FAX:(510) 661-0888
This report shall not be reproduced except in full, without the written approval of UL Verification Services Inc.

BANDEDGE (HIGH CHANNEL, CH 13)

HORIZONTAL RESULT

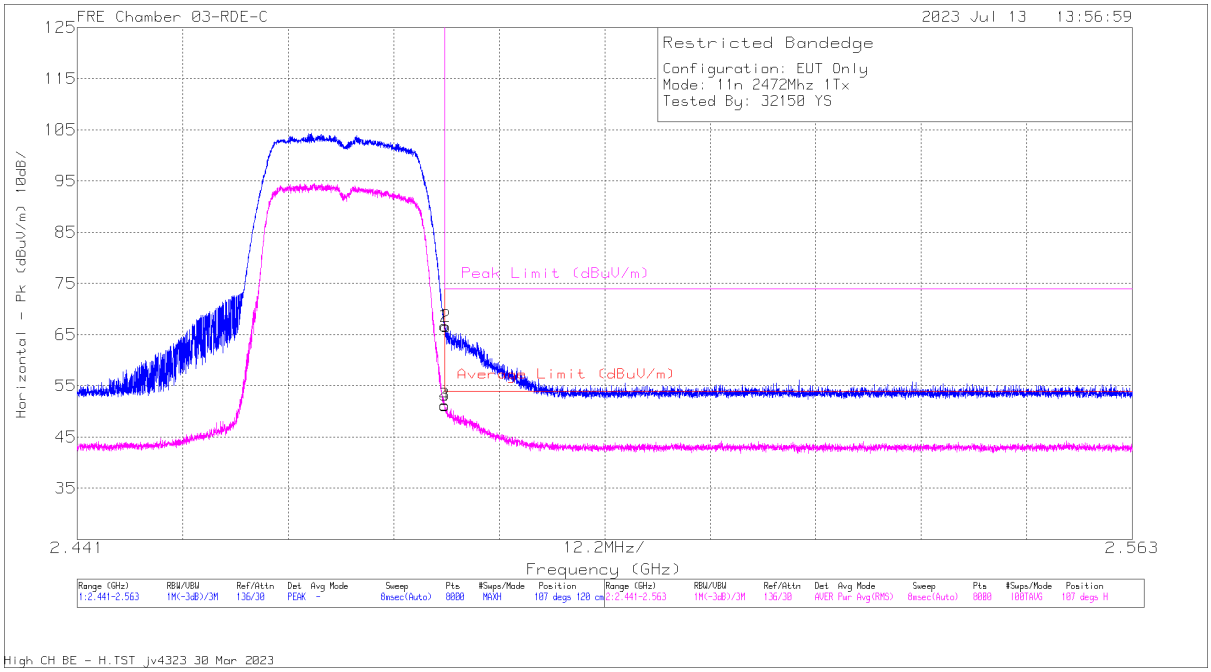

Marker	Frequency (GHz)	Meter Reading (dBuV)	Det	226672 ACF (dB) 3mH	DCCF (dB)	Gain/Loss (dB)	Corrected Reading (dBuV/m)	Average Limit (dBuV/m)	Margin (dB)	Peak Limit (dBuV/m)	PK Margin (dB)	Azimuth (Degs)	Height (cm)	Polarity
1	* 2.4835	74.07	Pk	32.2	0	-39.6	66.67	-	-	74	-7.33	107	120	H
2	* 2.483614	73.98	Pk	32.2	0	-39.6	66.58	-	-	74	-7.42	107	120	H
3	* 2.4835	58.24	RMS	32.2	.39	-39.6	51.23	54	-2.77	-	-	107	120	H
4	* 2.483507	58.08	RMS	32.2	.39	-39.6	51.07	54	-2.93	-	-	107	120	H

* - indicates frequency in CFR47 Pt 15 / IC RSS-Restricted Band
Pk - Peak detector
RMS - RMS detection

UL Verification Services Inc.
47173 Benicia Street, Fremont, CA 94538; USA. TEL:(510) 319-4000 FAX:(510) 661-0888
This report shall not be reproduced except in full, without the written approval of UL Verification Services Inc.

VERTICAL RESULT

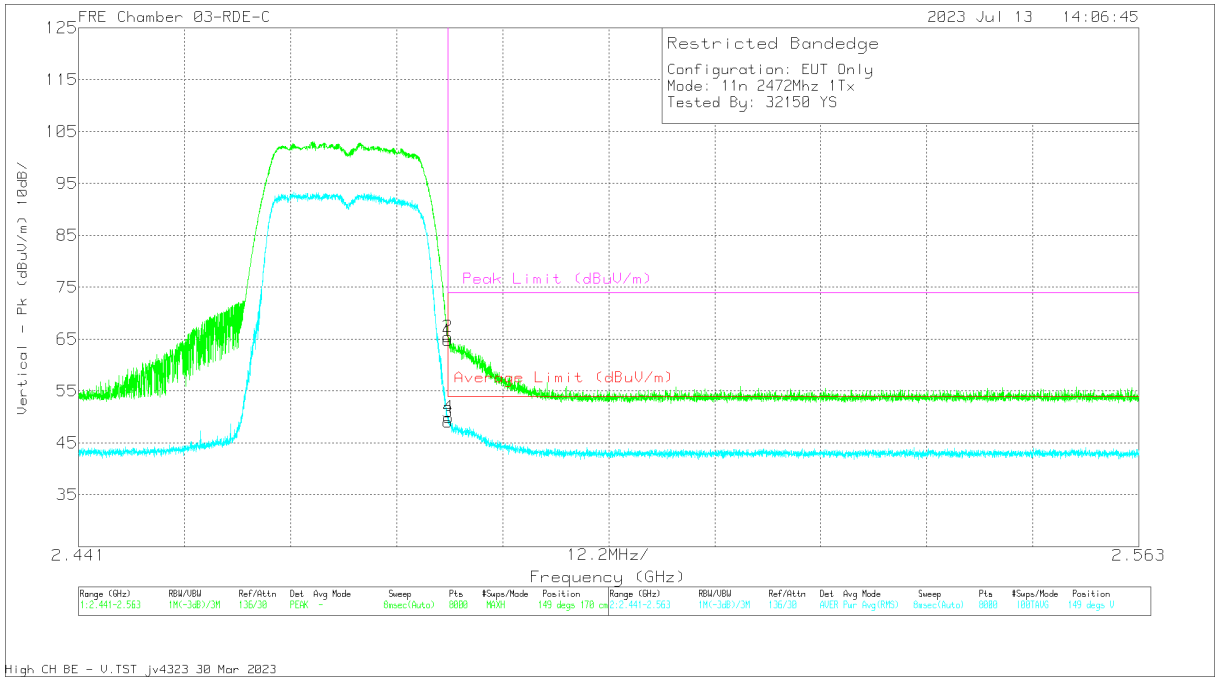

Marker	Frequency(GHz)	Meter Reading (dBuV)	Det	226672 ACF (dB) 3mH	DCCF (dB)	Gain/Loss (dB)	Corrected Reading (dBuV/m)	Average Limit (dBuV/m)	Margin (dB)	Peak Limit (dBuV/m)	PK Margin (dB)	Azimuth (Degs)	Height (cm)	Polarity
1	* 2.4835	72.12	Pk	32.2	0	-39.6	64.72	-	-	74	-9.28	149	170	V
2	* 2.483523	72.85	Pk	32.2	0	-39.6	65.45	-	-	74	-8.55	149	170	V
3	* 2.4835	56	RMS	32.2	.39	-39.6	48.99	54	-5.01	-	-	149	170	V
4	* 2.483553	56.89	RMS	32.2	.39	-39.6	49.88	54	-4.12	-	-	149	170	V

* - indicates frequency in CFR47 Pt 15 / IC RSS-Restricted Band
Pk - Peak detector
RMS - RMS detection

UL Verification Services Inc.
47173 Benicia Street, Fremont, CA 94538; USA. TEL:(510) 319-4000 FAX:(510) 661-0888
This report shall not be reproduced except in full, without the written approval of UL Verification Services Inc.

10.1.6. 802.11n HT20 MODE CDD MODE

BANDEDGE (LOW CHANNEL, CH 1)

HORIZONTAL RESULT

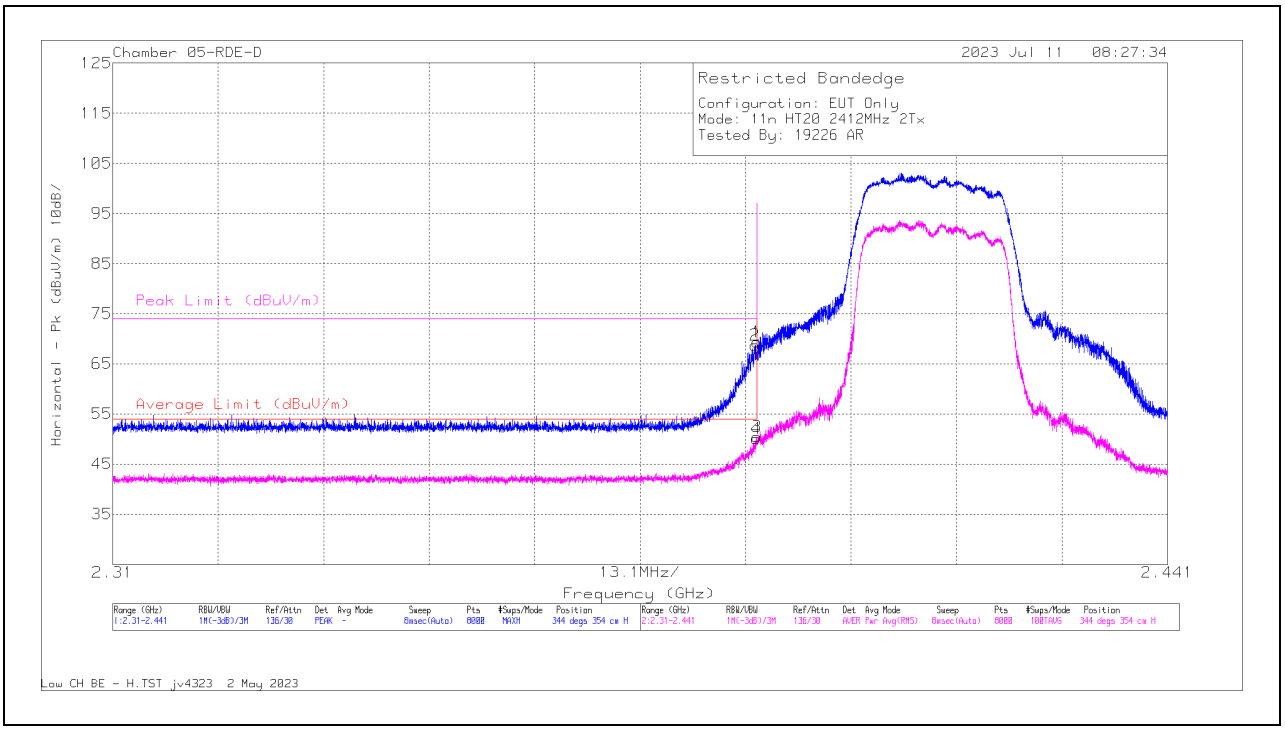

Marker	Frequency (GHz)	Meter Reading (dBuV)	Det	230299 ACF (dB) 3mH	DCCF (dB)	Gain/Loss (dB)	Corrected Reading (dBuV/m)	Average Limit (dBuV/m)	Margin (dB)	Peak Limit (dBuV/m)	PK Margin (dB)	Azimuth (Degs)	Height (cm)	Polarity
2	2.389805	77.2	Pk	32.2	0	-40.67	68.73	-	-	74	-5.27	344	354	H
4	2.389903	58.23	RMS	32.2	.39	-40.67	50.15	54	-3.85	-	-	344	354	H
1	2.39	77.79	Pk	32.2	0	-40.67	69.32	-	-	74	-4.68	344	354	H
3	2.39	58.54	RMS	32.2	.39	-40.67	50.46	54	-3.54	-	-	344	354	H

Pk - Peak detector
RMS - RMS detection

UL Verification Services Inc.
47173 Benicia Street, Fremont, CA 94538; USA. TEL:(510) 319-4000 FAX:(510) 661-0888
This report shall not be reproduced except in full, without the written approval of UL Verification Services Inc.

VERTICAL RESULT

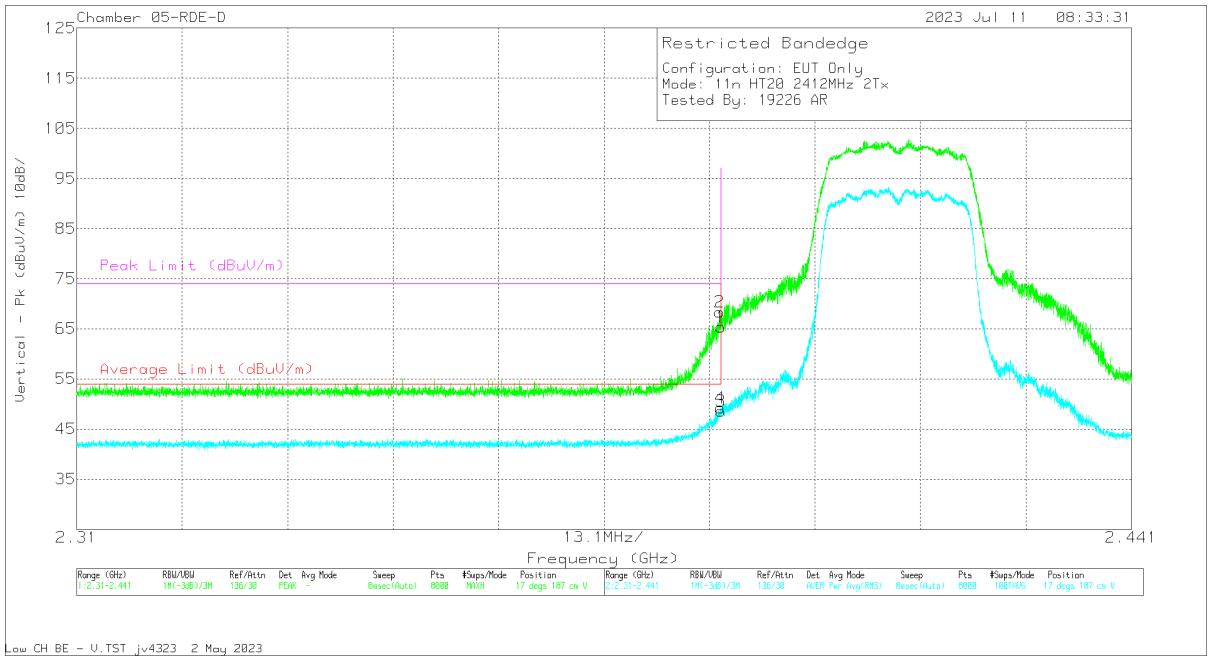

Marker	Frequency (GHz)	Meter Reading (dBuV)	Det	230299 ACF (dB) 3mH	DCCF (dB)	Gain/Loss (dB)	Corrected Reading (dBuV/m)	Average Limit (dBuV/m)	Margin (dB)	Peak Limit (dBuV/m)	PK Margin (dB)	Azimuth (Degs)	Height (cm)	Polarity
2	2.389871	76.87	Pk	32.2	0	-40.67	68.4	-	-	74	-5.6	17	187	V
4	2.38992	57.27	RMS	32.2	.39	-40.67	49.19	54	-4.81	-	-	17	187	V
1	2.39	73.79	Pk	32.2	0	-40.67	65.32	-	-	74	-8.68	17	187	V
3	2.39	56.73	RMS	32.2	.39	-40.67	48.65	54	-5.35	-	-	17	187	V

Pk - Peak detector
RMS - RMS detection

UL Verification Services Inc.
47173 Benicia Street, Fremont, CA 94538; USA. TEL:(510) 319-4000 FAX:(510) 661-0888
This report shall not be reproduced except in full, without the written approval of UL Verification Services Inc.

BANDEDGE (LOW CHANNEL, CH 2)

HORIZONTAL RESULT

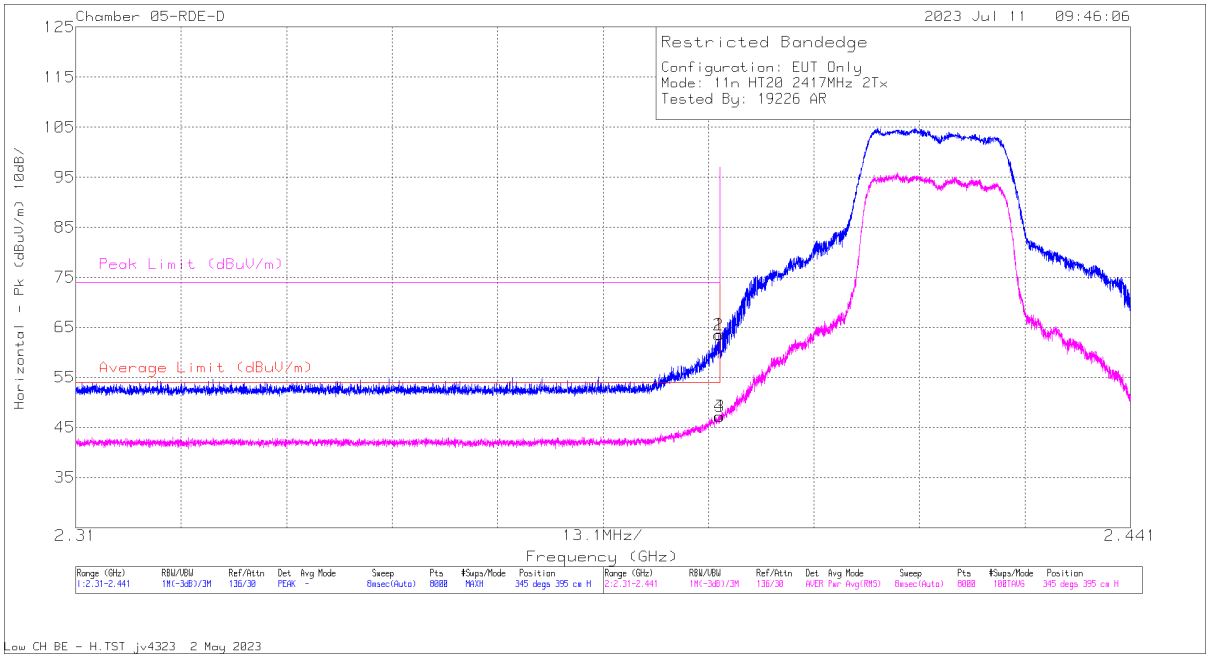

Marker	Frequency (GHz)	Meter Reading (dBuV)	Det	230299 ACF (dB) 3mH	DCCF (dB)	Gain/Loss (dB)	Corrected Reading (dBuV/m)	Average Limit (dBuV/m)	Margin (dB)	Peak Limit (dBuV/m)	PK Margin (dB)	Azimuth (Degs)	Height (cm)	Polarity
2	2.389871	71.93	Pk	32.2	0	-40.67	63.46	-	-	74	-10.54	345	395	H
4	2.389953	55.31	RMS	32.2	.39	-40.67	47.23	54	-6.77	-	-	345	395	H
1	2.39	72.04	Pk	32.2	0	-40.67	63.57	-	-	74	-10.43	345	395	H
3	2.39	55.33	RMS	32.2	.39	-40.67	47.25	54	-6.75	-	-	345	395	H

Pk - Peak detector
RMS - RMS detection

UL Verification Services Inc.
47173 Benicia Street, Fremont, CA 94538; USA. TEL:(510) 319-4000 FAX:(510) 661-0888
This report shall not be reproduced except in full, without the written approval of UL Verification Services Inc.

VERTICAL RESULT

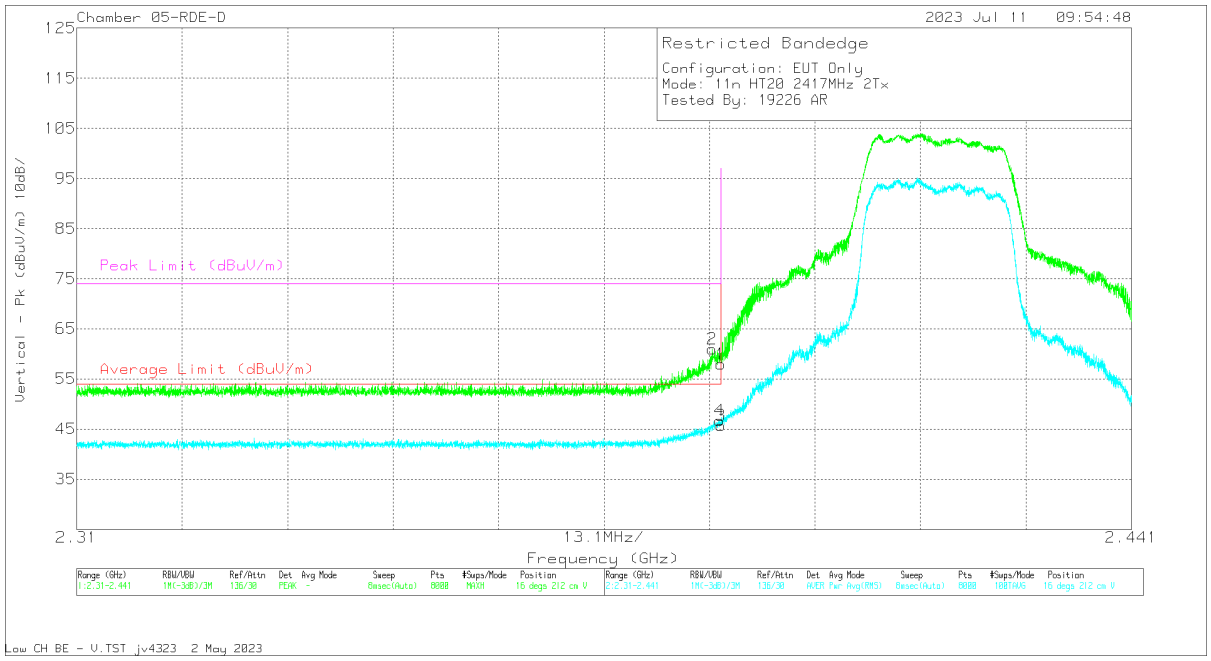

Marker	Frequency (GHz)	Meter Reading (dBuV)	Det	230299 ACF (dB) 3mH	DCCF (dB)	Gain/Loss (dB)	Corrected Reading (dBuV/m)	Average Limit (dBuV/m)	Margin (dB)	Peak Limit (dBuV/m)	PK Margin (dB)	Azimuth (Degs)	Height (cm)	Polarity
2	2.388954	69.53	Pk	32.1	0	-40.66	60.97	-	-	74	-13.03	16	212	V
4	2.389887	54.81	RMS	32.2	.39	-40.67	46.73	54	-7.27	-	-	16	212	V
1	2.39	66.46	Pk	32.2	0	-40.67	57.99	-	-	74	-16.01	16	212	V
3	2.39	53.8	RMS	32.2	.39	-40.67	45.72	54	-8.28	-	-	16	212	V

Pk - Peak detector
RMS - RMS detection

UL Verification Services Inc.
47173 Benicia Street, Fremont, CA 94538; USA. TEL:(510) 319-4000 FAX:(510) 661-0888
This report shall not be reproduced except in full, without the written approval of UL Verification Services Inc.

BANDEDGE (LOW CHANNEL, CH 3)

HORIZONTAL RESULT

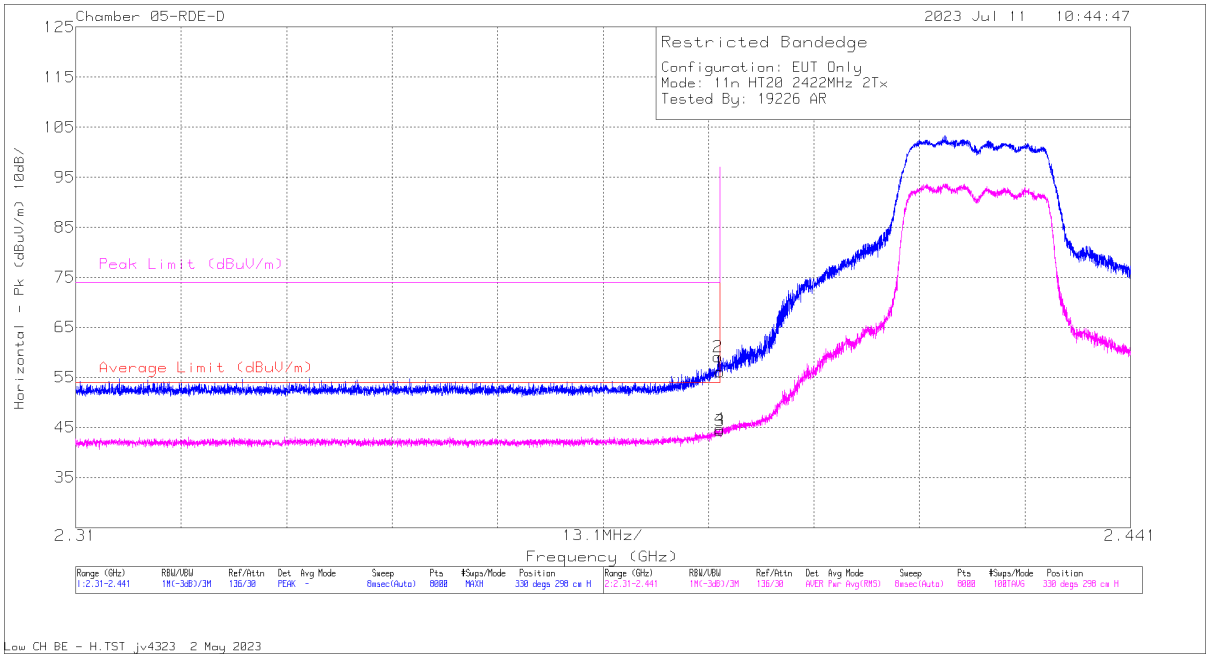

Marker	Frequency (GHz)	Meter Reading (dBuV)	Det	230299 ACF (dB) 3mH	DCCF (dB)	Gain/Loss (dB)	Corrected Reading (dBuV/m)	Average Limit (dBuV/m)	Margin (dB)	Peak Limit (dBuV/m)	PK Margin (dB)	Azimuth (Degs)	Height (cm)	Polarity
2	2.389789	67.53	Pk	32.2	0	-40.67	59.06	-	-	74	-14.94	330	298	H
4	2.389985	52.77	RMS	32.2	.39	-40.67	44.69	54	-9.31	-	-	330	298	H
1	2.39	64.59	Pk	32.2	0	-40.67	56.12	-	-	74	-17.88	330	298	H
3	2.39	52.43	RMS	32.2	.39	-40.67	44.35	54	-9.65	-	-	330	298	H

Pk - Peak detector
RMS - RMS detection

UL Verification Services Inc.
47173 Benicia Street, Fremont, CA 94538; USA. TEL:(510) 319-4000 FAX:(510) 661-0888
This report shall not be reproduced except in full, without the written approval of UL Verification Services Inc.

VERTICAL RESULT

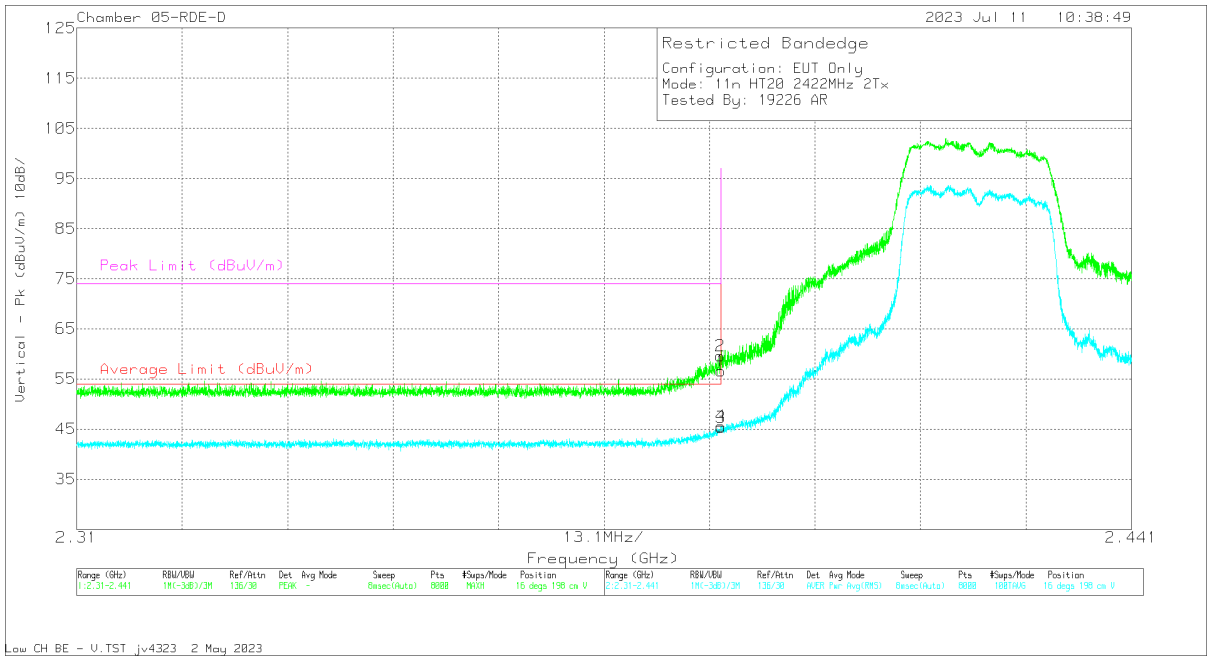

Marker	Frequency (GHz)	Meter Reading (dBuV)	Det	230299 ACF (dB) 3mH	DCCF (dB)	Gain/Loss (dB)	Corrected Reading (dBuV/m)	Average Limit (dBuV/m)	Margin (dB)	Peak Limit (dBuV/m)	PK Margin (dB)	Azimuth (Degs)	Height (cm)	Polarity
2	2.389953	68.12	Pk	32.2	0	-40.67	59.65	-	-	74	-14.35	16	198	V
4	2.389985	53.64	RMS	32.2	.39	-40.67	45.56	54	-8.44	-	-	16	198	V
1	2.39	65.09	Pk	32.2	0	-40.67	56.62	-	-	74	-17.38	16	198	V
3	2.39	53.47	RMS	32.2	.39	-40.67	45.39	54	-8.61	-	-	16	198	V

Pk - Peak detector
RMS - RMS detection

UL Verification Services Inc.
47173 Benicia Street, Fremont, CA 94538; USA. TEL:(510) 319-4000 FAX:(510) 661-0888
This report shall not be reproduced except in full, without the written approval of UL Verification Services Inc.

BANDEDGE (HIGH CHANNEL, CH 9)

HORIZONTAL RESULT

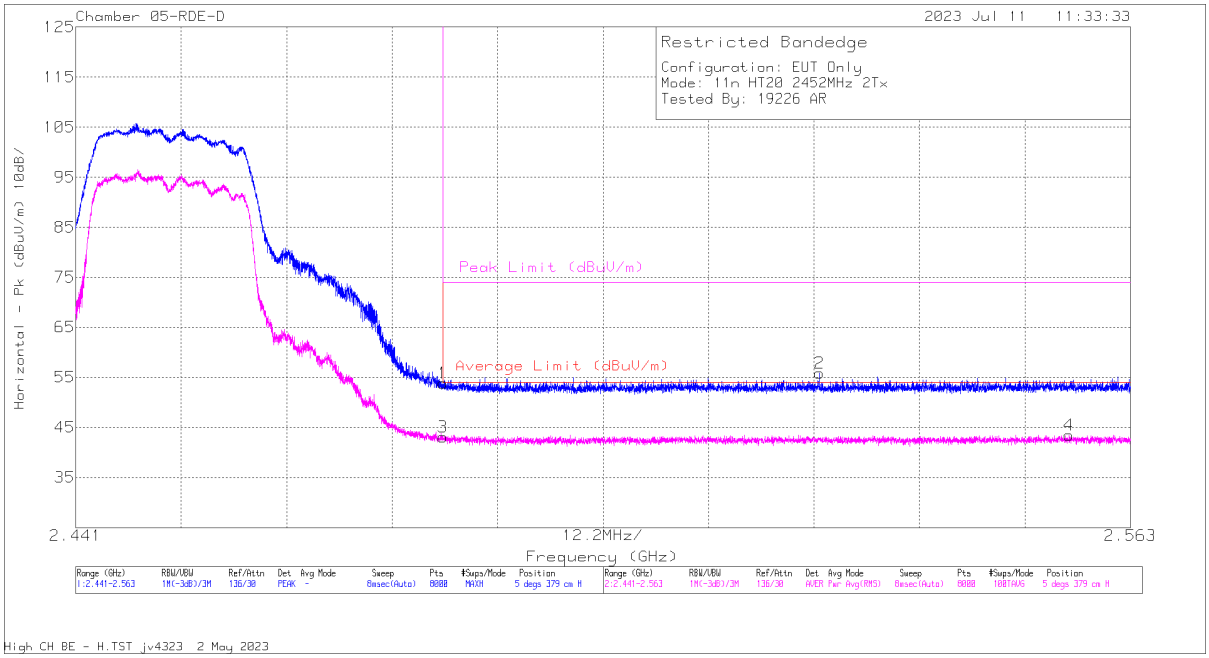

Marker	Frequency (GHz)	Meter Reading (dBuV)	Det	230299 ACF (dB) 3mH	DCCF (dB)	Gain/Loss (dB)	Corrected Reading (dBuV/m)	Average Limit (dBuV/m)	Margin (dB)	Peak Limit (dBuV/m)	PK Margin (dB)	Azimuth (Degs)	Height (cm)	Polarity
1	2.4835	61.89	Pk	32.3	0	-40.38	53.81	-	-	74	-20.19	5	379	H
3	2.4835	50.75	RMS	32.3	.39	-40.38	43.06	54	-10.94	-	-	5	379	H
2	2.527052	63.49	Pk	32.5	0	-40.11	55.88	-	-	74	-18.12	5	379	H
4	2.555909	50.69	RMS	32.5	.39	-40.07	43.51	54	-10.49	-	-	5	379	H

Pk - Peak detector
RMS - RMS detection

UL Verification Services Inc.
47173 Benicia Street, Fremont, CA 94538; USA. TEL:(510) 319-4000 FAX:(510) 661-0888
This report shall not be reproduced except in full, without the written approval of UL Verification Services Inc.

VERTICAL RESULT

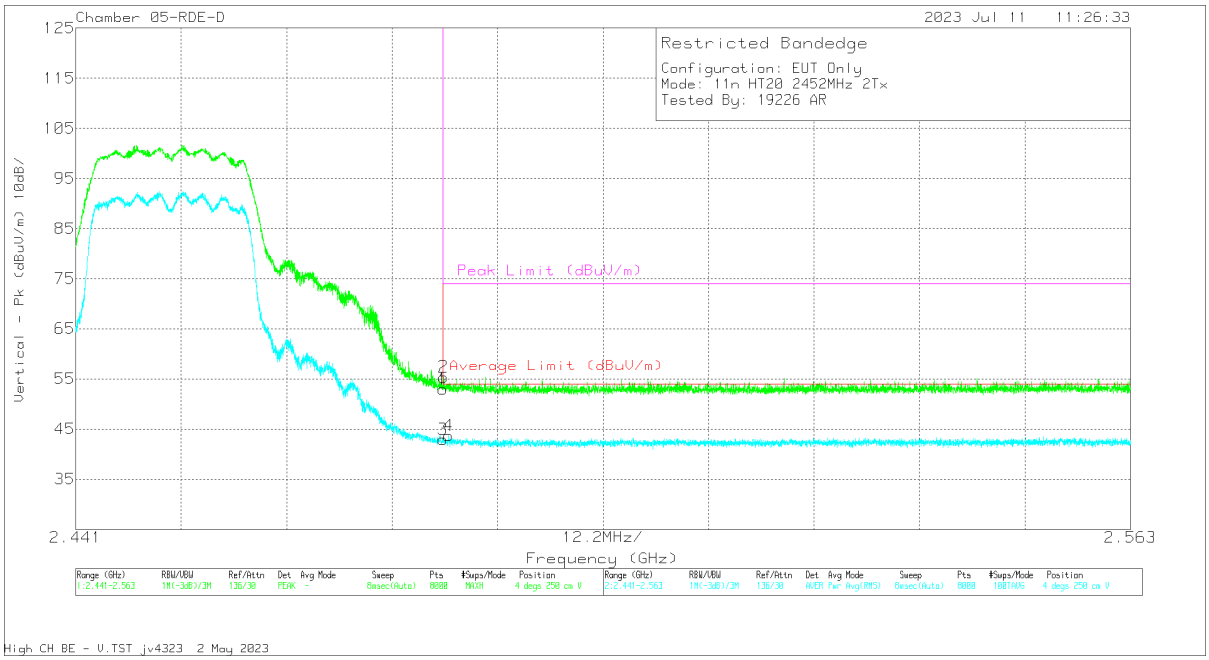

Marker	Frequency (GHz)	Meter Reading (dBuV)	Det	230299 ACF (dB) 3mH	DCCF (dB)	Gain/Loss (dB)	Corrected Reading (dBuV/m)	Average Limit (dBuV/m)	Margin (dB)	Peak Limit (dBuV/m)	PK Margin (dB)	Azimuth (Degs)	Height (cm)	Polarity
1	2.4835	61.02	Pk	32.3	0	-40.38	52.94	-	-	74	-21.06	4	250	V
3	2.4835	50.71	RMS	32.3	.39	-40.38	43.02	54	-10.98	-	-	4	250	V
2	2.483538	63.48	Pk	32.3	0	-40.37	55.41	-	-	74	-18.59	4	250	V
4	2.484148	51.3	RMS	32.3	.39	-40.28	43.71	54	-10.29	-	-	4	250	V

Pk - Peak detector
RMS - RMS detection

UL Verification Services Inc.
47173 Benicia Street, Fremont, CA 94538; USA. TEL:(510) 319-4000 FAX:(510) 661-0888
This report shall not be reproduced except in full, without the written approval of UL Verification Services Inc.

BANDEDGE (HIGH CHANNEL, CH 10)

HORIZONTAL RESULT

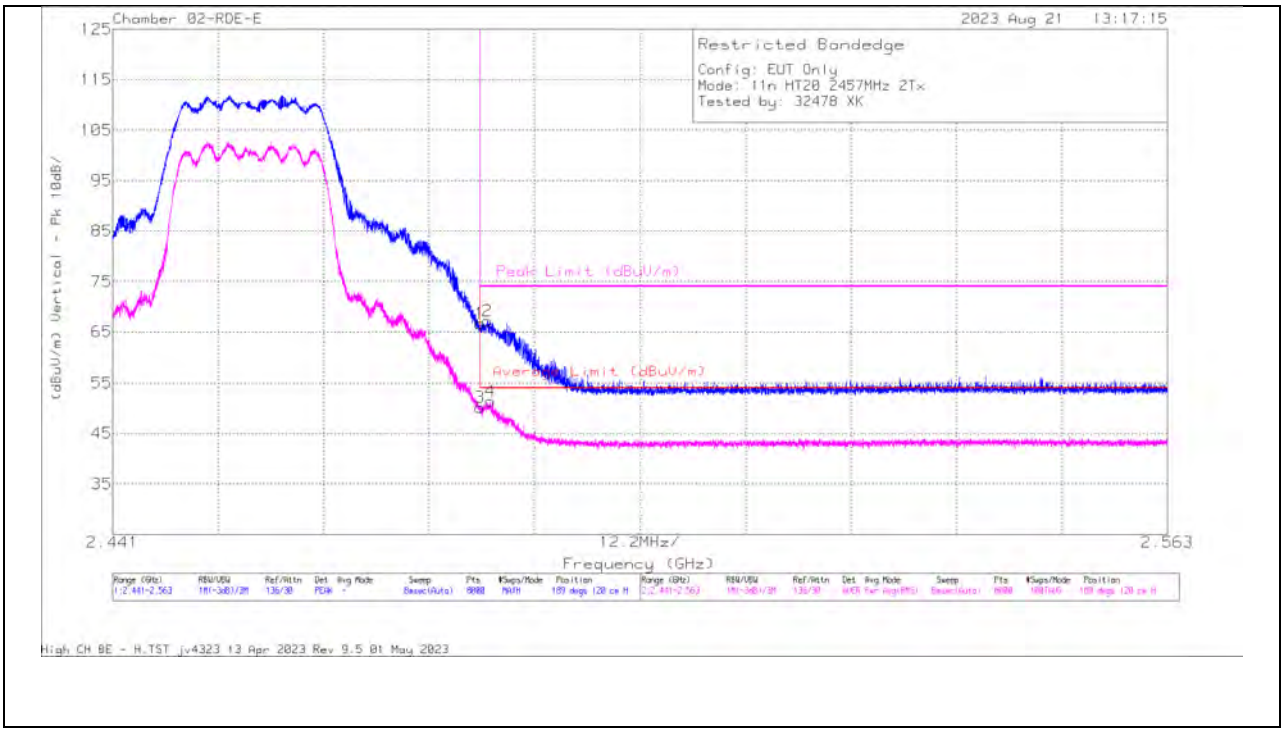

Marker	Frequency (GHz)	Meter Reading (dBuV)	Det	206807 ACF (dB/m)	DCCF (dB)	Gain/Loss (dB)	Corrected Reading (dBuV/m)	Average Limit (dBuV/m)	Margin (dB)	Peak Limit (dBuV/m)	PK Margin (dB)	Azimuth (Degs)	Height (cm)	Polarity
1	* 2.4835	73.56	Pk	32.3	0	-39.16	66.7	-	-	74	-7.3	189	120	H
2	* 2.484346	74.02	Pk	32.3	0	-39.14	67.18	-	-	74	-6.82	189	120	H
3	* 2.4835	56.7	RMS	32.3	.39	-39.16	50.23	54	-3.77	-	-	189	120	H
4	* 2.484712	57.85	RMS	32.3	.39	-39.14	51.40	54	-2.60	-	-	189	120	H

* - indicates frequency in CFR47 Pt 15 / IC RSS-Restricted Band
Pk - Peak detector
RMS - RMS detection

UL Verification Services Inc.
47173 Benicia Street, Fremont, CA 94538; USA. TEL:(510) 319-4000 FAX:(510) 661-0888
This report shall not be reproduced except in full, without the written approval of UL Verification Services Inc.

VERTICAL RESULT

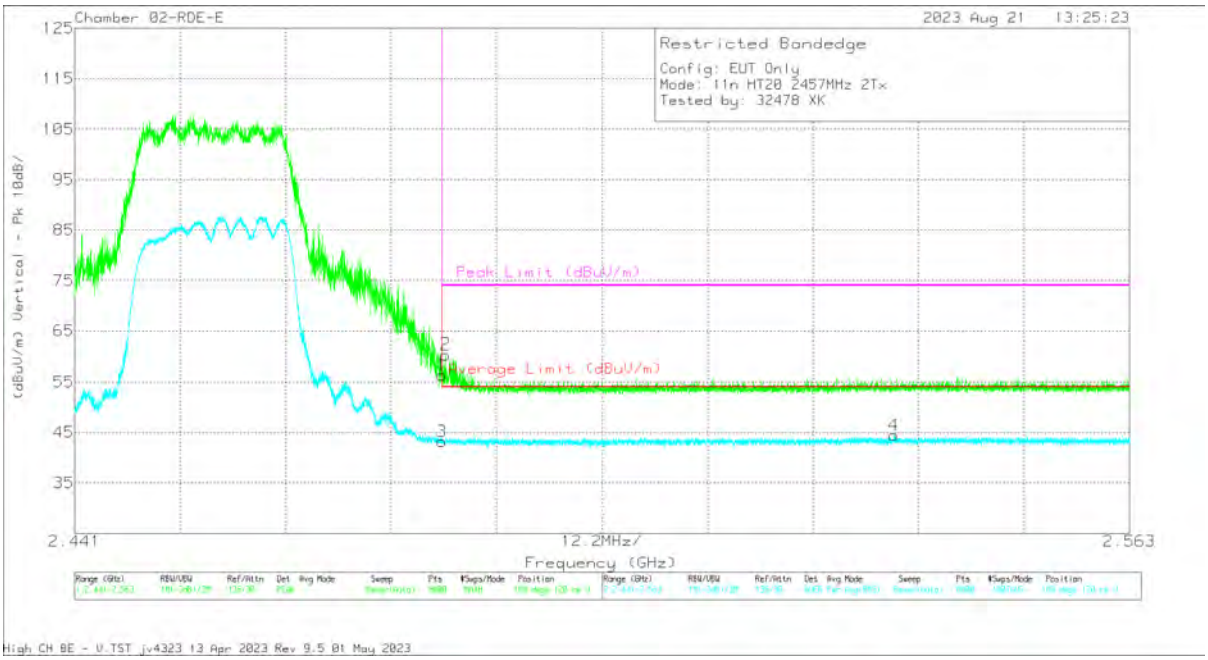

Marker	Frequency (GHz)	Meter Reading (dBuV)	Det	206807 ACF (dB/m)	DCCF (dB)	Gain/Loss (dB)	Corrected Reading (dBuV/m)	Average Limit (dBuV/m)	Margin (dB)	Peak Limit (dBuV/m)	PK Margin (dB)	Azimuth (Degs)	Height (cm)	Polarity
1	* 2.4835	63.19	Pk	32.3	0	-39.16	56.33	-	-	74	-17.67	189	120	V
2	* 2.483919	67.26	Pk	32.3	0	-39.15	60.41	-	-	74	-13.59	189	120	V
3	* 2.4835	49.68	RMS	32.3	.39	-39.16	43.21	54	-10.79	-	-	189	120	V
4	2.535761	50.68	RMS	32.5	.39	-39.05	44.52	54	-9.48	-	-	189	120	V

* - indicates frequency in CFR47 Pt 15 / IC RSS-Restricted Band
Pk - Peak detector
RMS - RMS detection

UL Verification Services Inc.
47173 Benicia Street, Fremont, CA 94538; USA. TEL:(510) 319-4000 FAX:(510) 661-0888
This report shall not be reproduced except in full, without the written approval of UL Verification Services Inc.

BANDEDGE (HIGH CHANNEL, CH 11)

HORIZONTAL RESULT

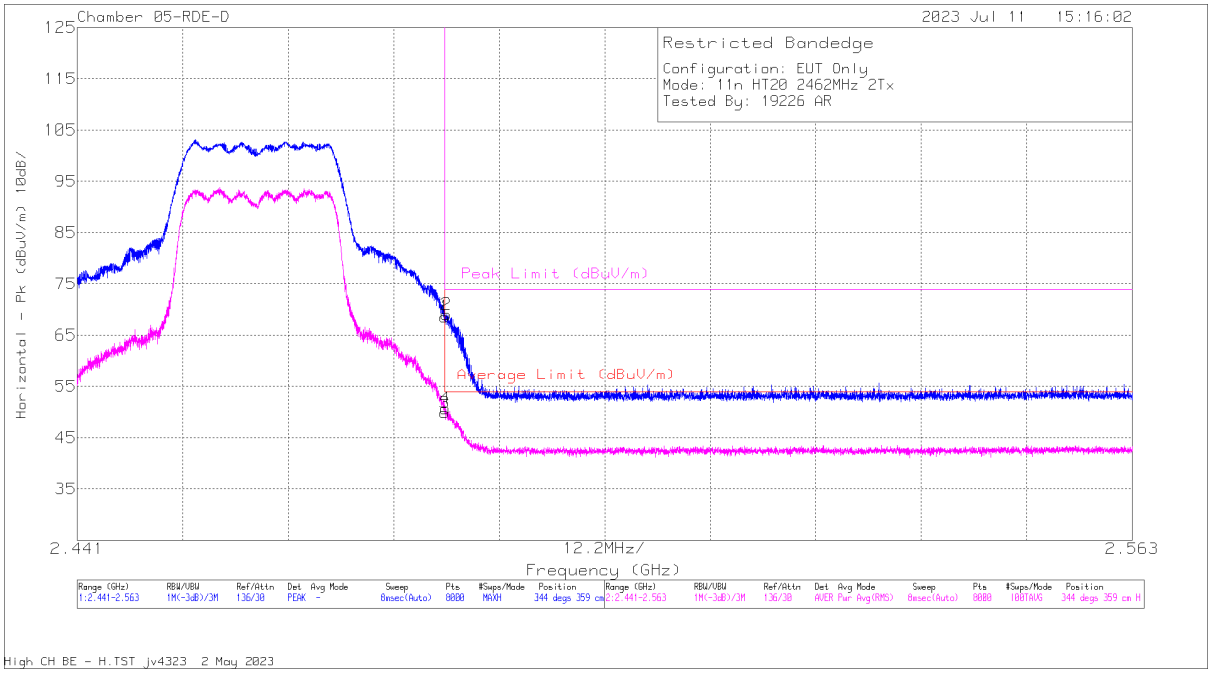

Marker	Frequency (GHz)	Meter Reading (dBuV)	Det	230299 ACF (dB) 3mH	DCCF (dB)	Gain/Loss (dB)	Corrected Reading (dBuV/m)	Average Limit (dBuV/m)	Margin (dB)	Peak Limit (dBuV/m)	PK Margin (dB)	Azimuth (Degs)	Height (cm)	Polarity
1	2.4835	76.67	Pk	32.3	0	-40.38	68.59	-	-	74	-5.41	344	359	H
3	2.4835	57.58	RMS	32.3	.39	-40.38	49.89	54	-4.11	-	-	344	359	H
4	2.483553	58.39	RMS	32.3	.39	-40.36	50.72	54	-3.28	-	-	344	359	H
2	2.483675	77.07	Pk	32.3	0	-40.34	69.03	-	-	74	-4.97	344	359	H

Pk - Peak detector
RMS - RMS detection

UL Verification Services Inc.
47173 Benicia Street, Fremont, CA 94538; USA. TEL:(510) 319-4000 FAX:(510) 661-0888
This report shall not be reproduced except in full, without the written approval of UL Verification Services Inc.

VERTICAL RESULT

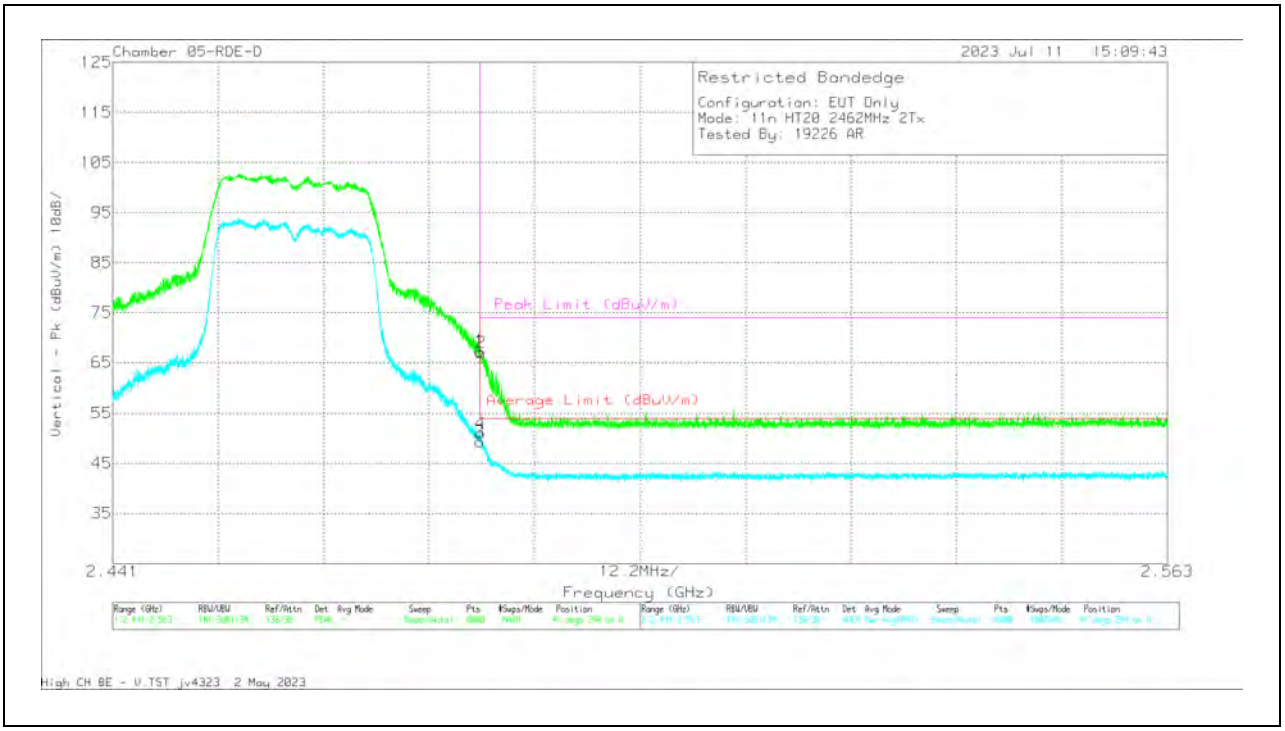

Marker	Frequency (GHz)	Meter Reading (dBuV)	Det	230299 ACF (dB) 3mH	DCCF (dB)	Gain/Loss (dB)	Corrected Reading (dBuV/m)	Average Limit (dBuV/m)	Margin (dB)	Peak Limit (dBuV/m)	PK Margin (dB)	Azimuth (Degs)	Height (cm)	Polarity
1	2.4835	75.38	Pk	32.3	0	-40.38	67.3	-	-	74	-6.7	41	294	V
3	2.4835	57.09	RMS	32.3	.39	-40.38	49.36	54	-4.64	-	-	41	294	V
4	2.483538	58.65	RMS	32.3	.39	-40.37	50.97	54	-3.03	-	-	41	294	V
2	2.483629	75.09	Pk	32.3	0	-40.35	67.04	-	-	74	-6.96	41	294	V

Pk - Peak detector
RMS - RMS detection

UL Verification Services Inc.
47173 Benicia Street, Fremont, CA 94538; USA. TEL:(510) 319-4000 FAX:(510) 661-0888
This report shall not be reproduced except in full, without the written approval of UL Verification Services Inc.

BANDEDGE (HIGH CHANNEL, CH 12)

HORIZONTAL RESULT

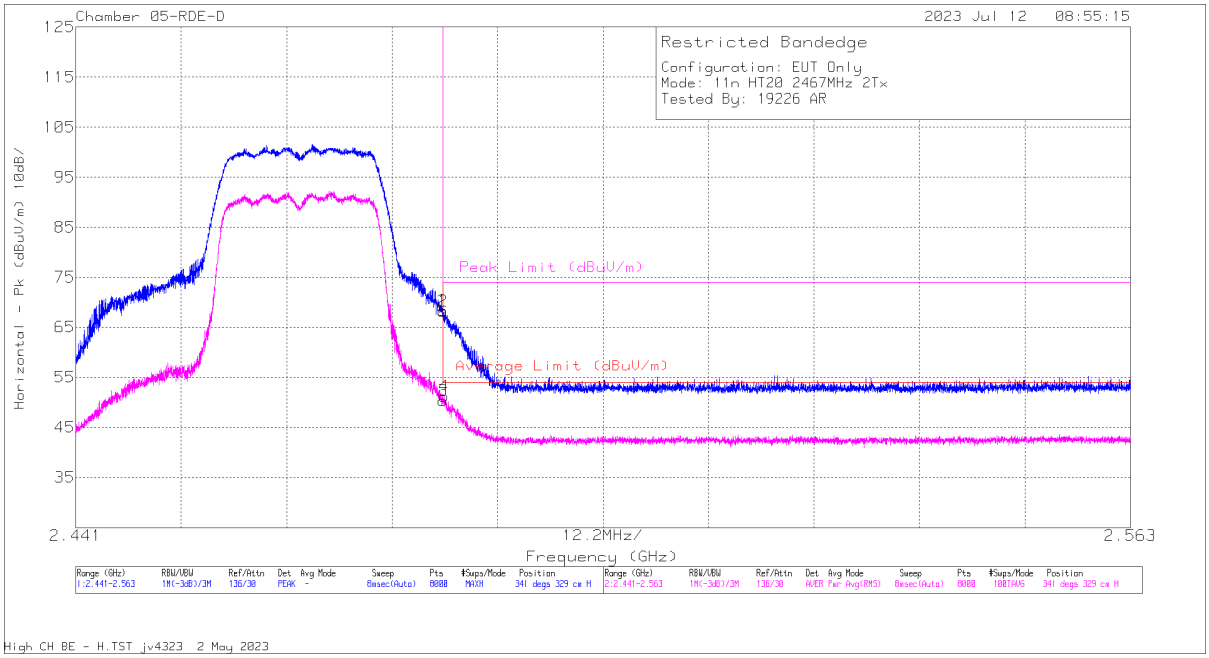

Marker	Frequency (GHz)	Meter Reading (dBuV)	Det	230299 ACF (dB) 3mH	DCCF (dB)	Gain/Loss (dB)	Corrected Reading (dBuV/m)	Average Limit (dBuV/m)	Margin (dB)	Peak Limit (dBuV/m)	PK Margin (dB)	Azimuth (Degs)	Height (cm)	Polarity
1	2.4835	76.4	Pk	32.3	0	-40.38	68.32	-	-	74	-5.68	341	329	H
3	2.4835	58.1	RMS	32.3	.39	-40.38	50.41	54	-3.59	-	-	341	329	H
2	2.483507	76.34	Pk	32.3	0	-40.37	68.27	-	-	74	-5.73	341	329	H
4	2.483599	58.94	RMS	32.3	.39	-40.36	51.27	54	-2.73	-	-	341	329	H

Pk - Peak detector
RMS - RMS detection

UL Verification Services Inc.
47173 Benicia Street, Fremont, CA 94538; USA. TEL:(510) 319-4000 FAX:(510) 661-0888
This report shall not be reproduced except in full, without the written approval of UL Verification Services Inc.

VERTICAL RESULT

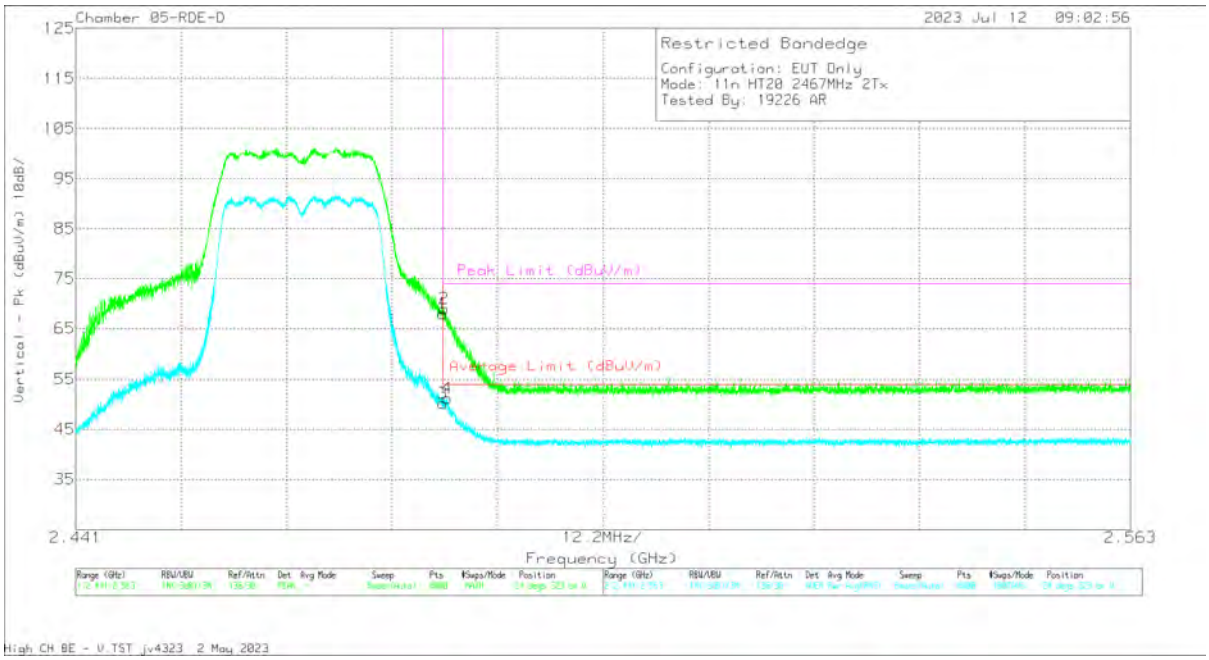

Marker	Frequency (GHz)	Meter Reading (dBuV)	Det	230299 ACF (dB) 3mH	DCCF (dB)	Gain/Loss (dB)	Corrected Reading (dBuV/m)	Average Limit (dBuV/m)	Margin (dB)	Peak Limit (dBuV/m)	PK Margin (dB)	Azimuth (Degs)	Height (cm)	Polarity
1	2.4835	76.07	Pk	32.3	0	-40.38	67.99	-	-	74	-6.01	24	323	V
3	2.4835	57.9	RMS	32.3	.39	-40.38	50.21	54	-3.79	-	-	24	323	V
2	2.483645	77	Pk	32.3	0	-40.35	68.95	-	-	74	-5.05	24	323	V
4	2.483965	58.8	RMS	32.3	.39	-40.29	51.20	54	-2.80	-	-	24	323	V

Pk - Peak detector
RMS - RMS detection

UL Verification Services Inc.
47173 Benicia Street, Fremont, CA 94538; USA. TEL:(510) 319-4000 FAX:(510) 661-0888
This report shall not be reproduced except in full, without the written approval of UL Verification Services Inc.

BANDEDGE (HIGH CHANNEL, CH 13)

HORIZONTAL RESULT

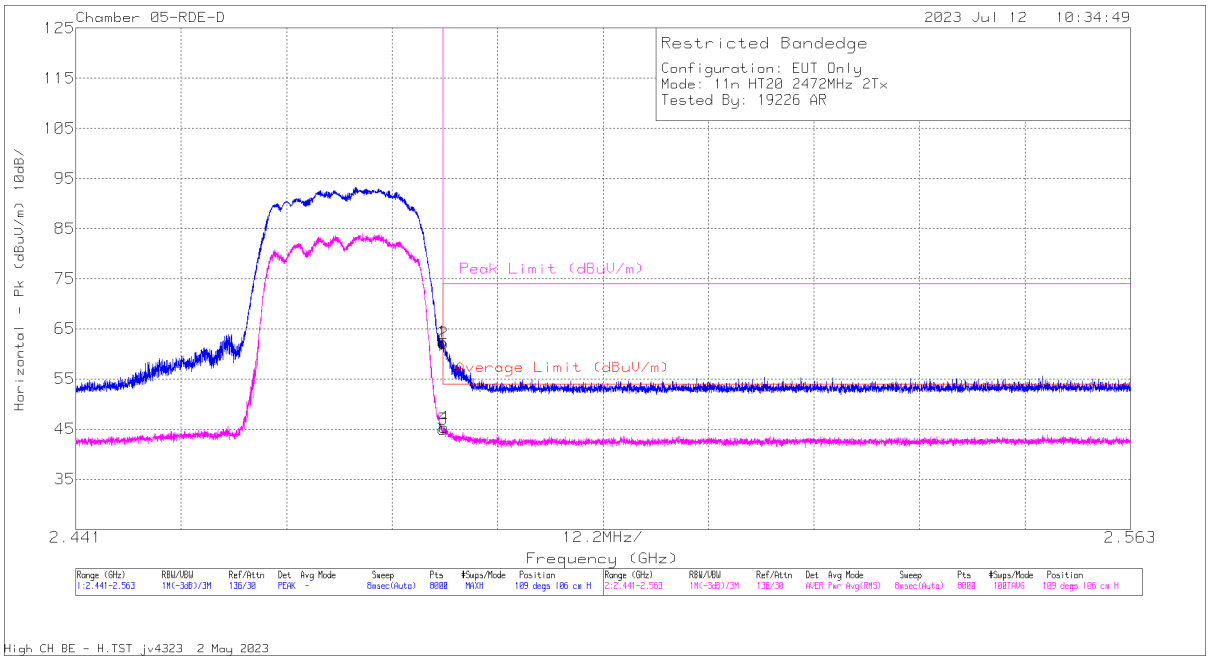

Marker	Frequency (GHz)	Meter Reading (dBuV)	Det	230299 ACF (dB) 3mH	DCCF (dB)	Gain/Loss (dB)	Corrected Reading (dBuV/m)	Average Limit (dBuV/m)	Margin (dB)	Peak Limit (dBuV/m)	PK Margin (dB)	Azimuth (Degs)	Height (cm)	Polarity
1	2.4835	70.43	Pk	32.3	0	-40.38	62.35	-	-	74	-11.65	109	106	H
3	2.4835	52.64	RMS	32.3	.39	-40.38	44.95	54	-9.05	-	-	109	106	H
2	2.483568	70.11	Pk	32.3	0	-40.36	62.05	-	-	74	-11.95	109	106	H
4	2.483584	53.03	RMS	32.3	.39	-40.36	45.36	54	-8.64	-	-	109	106	H

Pk - Peak detector
RMS - RMS detection

UL Verification Services Inc.
47173 Benicia Street, Fremont, CA 94538; USA. TEL:(510) 319-4000 FAX:(510) 661-0888
This report shall not be reproduced except in full, without the written approval of UL Verification Services Inc.

VERTICAL RESULT

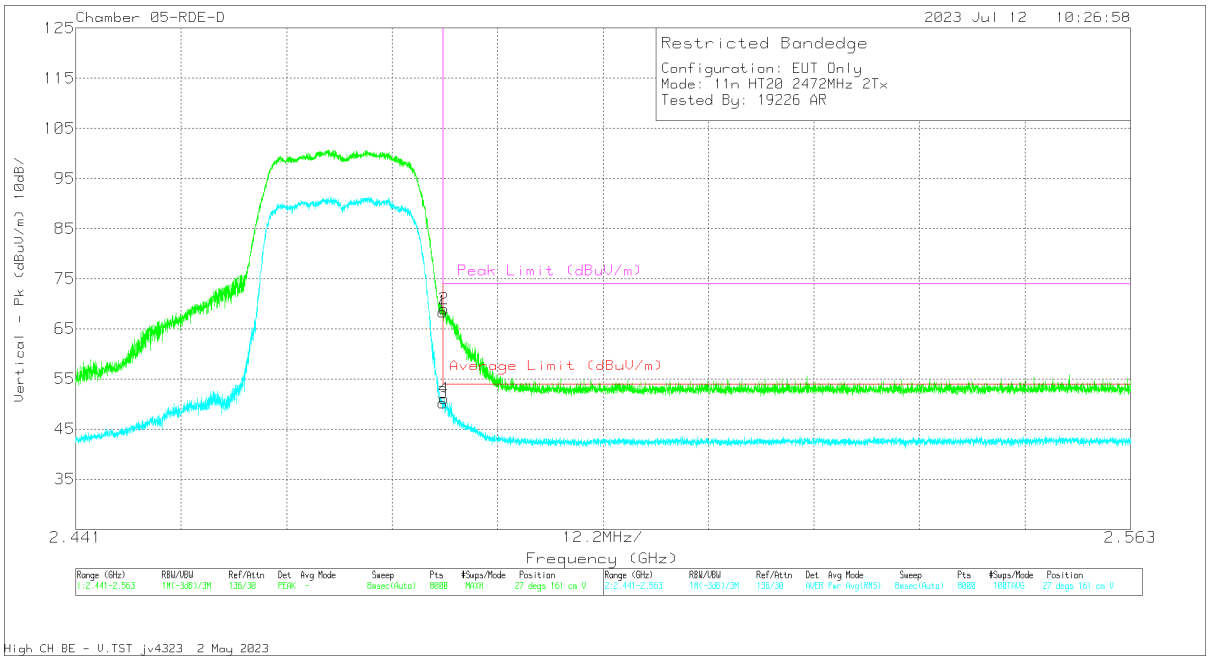

Marker	Frequency (GHz)	Meter Reading (dBuV)	Det	230299 ACF (dB) 3mH	DCCF (dB)	Gain/Loss (dB)	Corrected Reading (dBuV/m)	Average Limit (dBuV/m)	Margin (dB)	Peak Limit (dBuV/m)	PK Margin (dB)	Azimuth (Degs)	Height (cm)	Polarity
1	2.4835	76.5	Pk	32.3	0	-40.38	68.42	-	-	74	-5.58	27	161	V
3	2.4835	57.89	RMS	32.3	.39	-40.38	50.20	54	-3.80	-	-	27	161	V
4	2.483584	58.76	RMS	32.3	.39	-40.36	51.09	54	-2.91	-	-	27	161	V
2	2.483645	77.06	Pk	32.3	0	-40.35	69.01	-	-	74	-4.99	27	161	V

Pk - Peak detector
RMS - RMS detection

UL Verification Services Inc.
47173 Benicia Street, Fremont, CA 94538; USA. TEL:(510) 319-4000 FAX:(510) 661-0888
This report shall not be reproduced except in full, without the written approval of UL Verification Services Inc.

10.1.7. 802.11n 2TX HARMONICS AND SPURIOUS EMISSIONS

LOW CHANNEL, CH 1 RESULTS

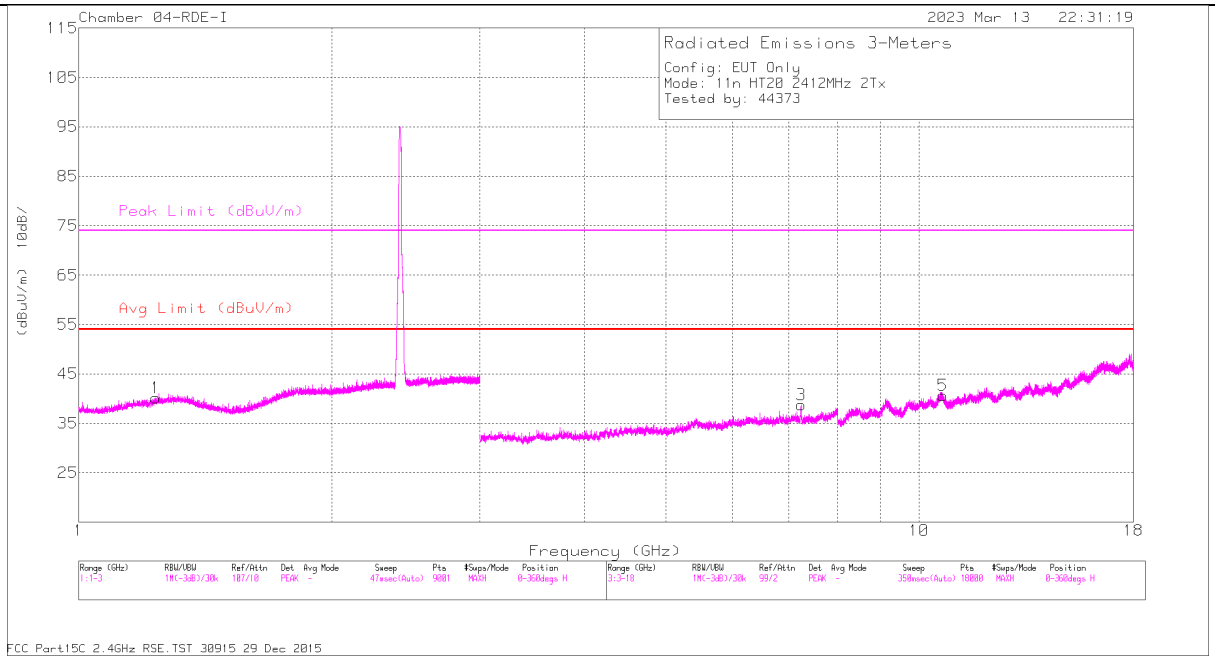

HORIZONTAL

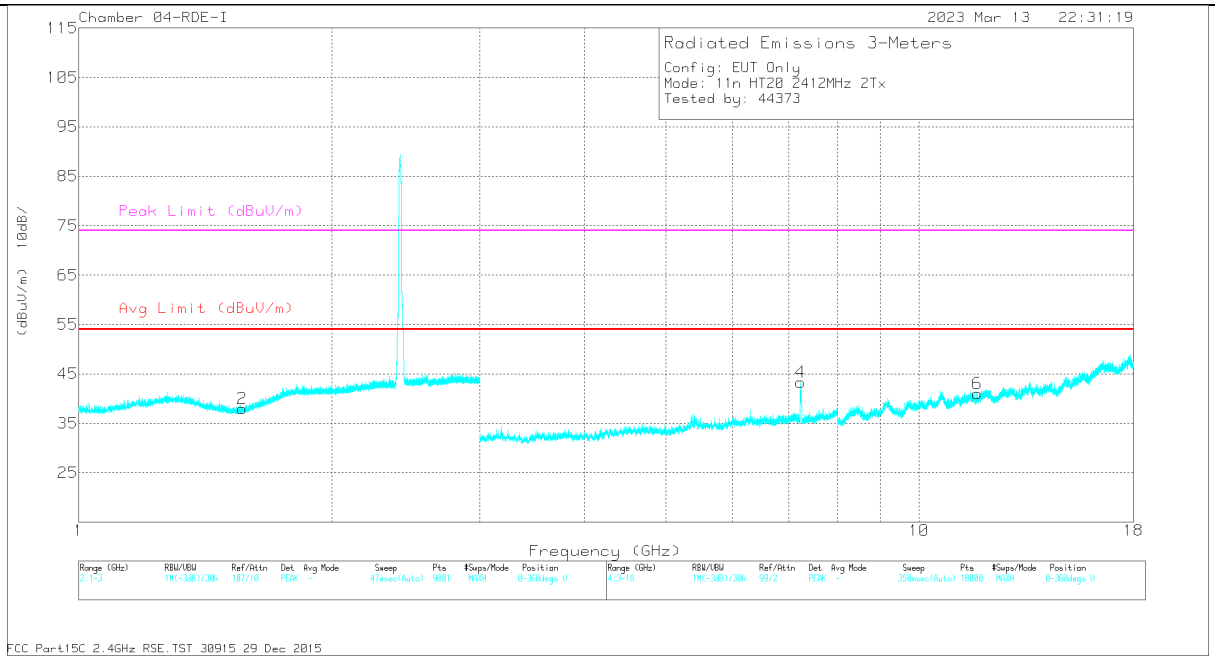

VERTICAL

UL Verification Services Inc.
47173 Benicia Street, Fremont, CA 94538; USA. TEL:(510) 319-4000 FAX:(510) 661-0888
This report shall not be reproduced except in full, without the written approval of UL Verification Services Inc.

RADIATED EMISSIONS

Marker	Frequency (GHz)	Meter Reading (dBuV)	Det	84797 ACF (dB) - 3mH	Amp/Cbl/ Fltr (dB)	Corrected Reading (dBuV/m)	Avg Limit (dBuV/m)	Margin (dB)	Peak Limit (dBuV/m)	PK Margin (dB)	Azimuth (Degs)	Height (cm)	Polarity
2	* 1.563496	43.22	PK2	27.6	-22.2	48.62	-	-	74	-25.38	360	200	V
	* 1.564034	31.29	MAv1	27.6	-22.2	36.69	54	-17.31	-	-	360	200	V
1	* 1.234	43.63	PK2	28.4	-21.2	50.83	-	-	74	-23.17	360	200	H
	*1.234	32.38	MAv1	28.4	-21.2	39.58	54	-14.42			360	200	H
3	7.239132	40.79	PK2	35.6	-25.8	50.59	-	-	-	-	142	104	H
	7.235905	28.28	MAv1	35.6	-25.9	37.98	-	-	-	-	142	104	H
5	* 10.675723	34.73	PK2	37.6	-21.4	50.93	-	-	74	-23.07	142	101	H
	* 10.674918	22.8	MAv1	37.6	-21.4	39	54	-15	-	-	142	101	H
4	7.23311	45.67	PK2	35.6	-25.9	55.37	-	-	-	-	248	104	V
	7.233775	32.97	MAv1	35.6	-25.9	42.67	-	-	-	-	248	104	V
6	* 11.739357	33.84	PK2	38.4	-21.9	50.34	-	-	74	-23.66	248	101	V
	* 11.740059	22.33	MAv1	38.4	-21.8	38.93	54	-15.07	-	-	248	101	V

* - indicates frequency in CFR47 Pt 15 / IC RSS-Restricted Band
PK2 - KDB558074 Method: Maximum Peak
MAv1 - KDB558074 Option 1 Maximum RMS Average

UL Verification Services Inc.
47173 Benicia Street, Fremont, CA 94538; USA. TEL:(510) 319-4000 FAX:(510) 661-0888
This report shall not be reproduced except in full, without the written approval of UL Verification Services Inc.

MID CHANNEL, CH 6 RESULTS

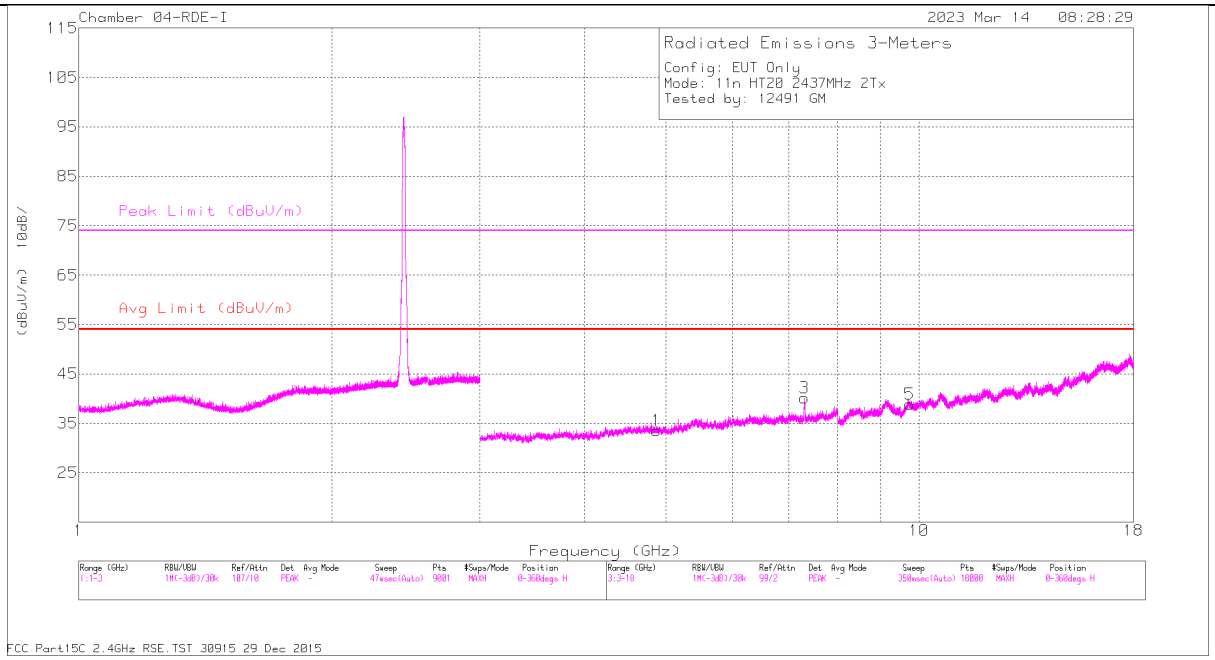

HORIZONTAL

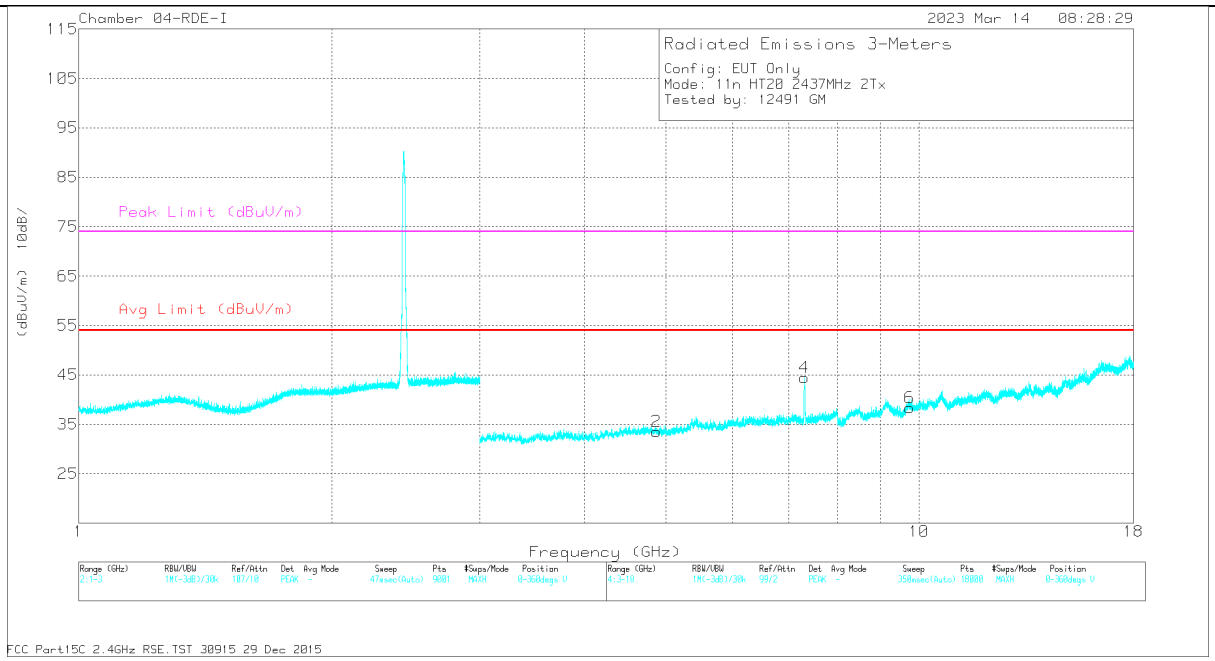

VERTICAL

UL Verification Services Inc.
47173 Benicia Street, Fremont, CA 94538; USA. TEL:(510) 319-4000 FAX:(510) 661-0888
This report shall not be reproduced except in full, without the written approval of UL Verification Services Inc.

RADIATED EMISSIONS

Marker	Frequency (GHz)	Meter Reading (dBuV)	Det	84797 ACF (dB) - 3mH	Amp/Cbl/ Fltr (dB)	Corrected Reading (dBuV/m)	Avg Limit (dBuV/m)	Margin (dB)	Peak Limit (dBuV/m)	PK Margin (dB)	Azimuth (Degs)	Height (cm)	Polarity
1	* 4.873364	37.63	PK2	34.1	-28	43.73	-	-	74	-30.27	194	118	H
	* 4.87174	26.1	MAv1	34	-28	32.1	54	-21.9	-	-	194	118	H
3	* 7.305437	43.43	PK2	35.6	-25.9	53.13	-	-	74	-20.87	96	150	H
	* 7.304736	29.78	MAv1	35.6	-25.9	39.48	54	-14.52	-	-	96	150	H
5	9.746092	33.57	PK2	36.7	-21.8	48.47	-	-	-	-	154	224	H
	9.747873	22.18	MAv1	36.7	-21.8	37.08	-	-	-	-	154	224	H
2	* 4.872674	37.53	PK2	34	-28	43.53	-	-	74	-30.47	91	292	V
	* 4.872846	26.08	MAv1	34	-28	32.08	54	-21.92	-	-	91	292	V
4	* 7.308755	49.02	PK2	35.6	-25.9	58.72	-	-	74	-15.28	235	111	V
	* 7.308528	34.93	MAv1	35.6	-25.9	44.63	54	-9.37	-	-	235	111	V
6	9.750755	33.81	PK2	36.7	-21.9	48.61	-	-	-	-	179	228	V
	9.747846	22.27	MAv1	36.7	-21.8	37.17	-	-	-	-	179	228	V

* - indicates frequency in CFR47 Pt 15 / IC RSS-Restricted Band
PK2 - KDB558074 Method: Maximum Peak
MAv1 - KDB558074 Option 1 Maximum RMS Average

UL Verification Services Inc.
47173 Benicia Street, Fremont, CA 94538; USA. TEL:(510) 319-4000 FAX:(510) 661-0888
This report shall not be reproduced except in full, without the written approval of UL Verification Services Inc.