HIGH CHANNEL, CH 13 RESULTS

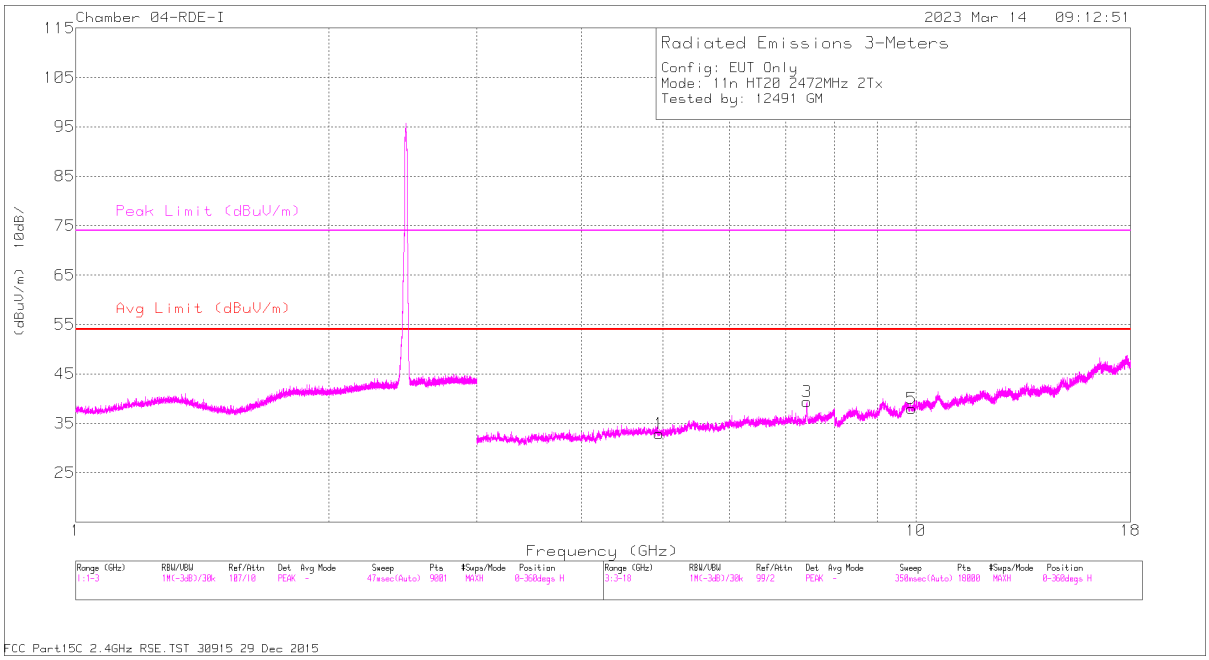

HORIZONTAL

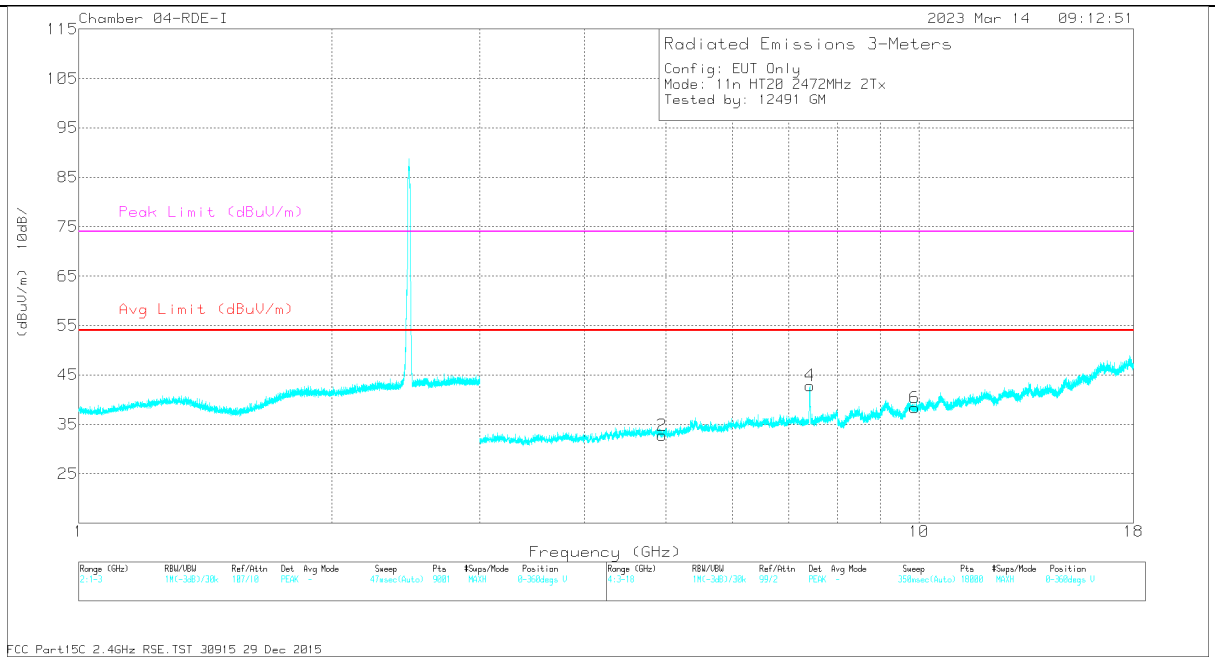

VERTICAL

UL Verification Services Inc.
47173 Benicia Street, Fremont, CA 94538; USA. TEL:(510) 319-4000 FAX:(510) 661-0888
This report shall not be reproduced except in full, without the written approval of UL Verification Services Inc.

RADIATED EMISSIONS

Frequency (GHz)	Meter Reading (dBuV)	Det	84797 ACF (dB) - 3mH	Amp/Cbl/Flt r (dB)	Corrected Reading (dBuV/m)	Avg Limit (dBuV/m)	Margin (dB)	Peak Limit (dBuV/m)	PK Margin (dB)	Azimuth (Degs)	Height (cm)	Polarity
* 4.942719	37.83	PK2	34	-28.5	43.33	-	-	74	-30.67	215	146	H
* 4.94407	26.23	MAv1	34	-28.6	31.63	54	-22.37	-	-	215	146	H
* 7.417429	39.96	PK2	35.6	-24.9	50.66	-	-	74	-23.34	336	111	H
* 7.417202	27.49	MAv1	35.6	-24.9	38.19	54	-15.81	-	-	336	111	H
9.887957	34.82	PK2	36.9	-22.8	48.92	-	-	-	-	195	129	H
9.888401	22.84	MAv1	36.9	-22.8	36.94	-	-	-	-	195	129	H
* 4.946066	37.57	PK2	34	-28.6	42.97	-	-	74	-31.03	276	137	V
* 4.943602	26.15	MAv1	34	-28.6	31.55	54	-22.45	-	-	276	137	V
9.889416	34.71	PK2	36.9	-22.9	48.71	-	-	-	-	55	211	V
9.889846	22.89	MAv1	36.9	-22.9	36.89	-	-	-	-	55	211	V
* 7.412043	44.54	PK2	35.6	-25	55.14	-	-	74	-18.86	111	113	V
* 7.411994	31.91	MAv1	35.6	-25	42.51	54	-11.49	-	-	111	113	V

* - indicates frequency in CFR47 Pt 15 / IC RSS-Restricted Band
PK2 - KDB558074 Method: Maximum Peak
MAv1 - KDB558074 Option 1 Maximum RMS Average

UL Verification Services Inc.
47173 Benicia Street, Fremont, CA 94538; USA. TEL:(510) 319-4000 FAX:(510) 661-0888
This report shall not be reproduced except in full, without the written approval of UL Verification Services Inc.

10.1.8. 802.11ax HE20 SISO MODE

1TX ANT 4 MODE: 26-Tones, RU Index 0

BANDEDGE (LOW CHANNEL, CH 1)

HORIZONTAL RESULT

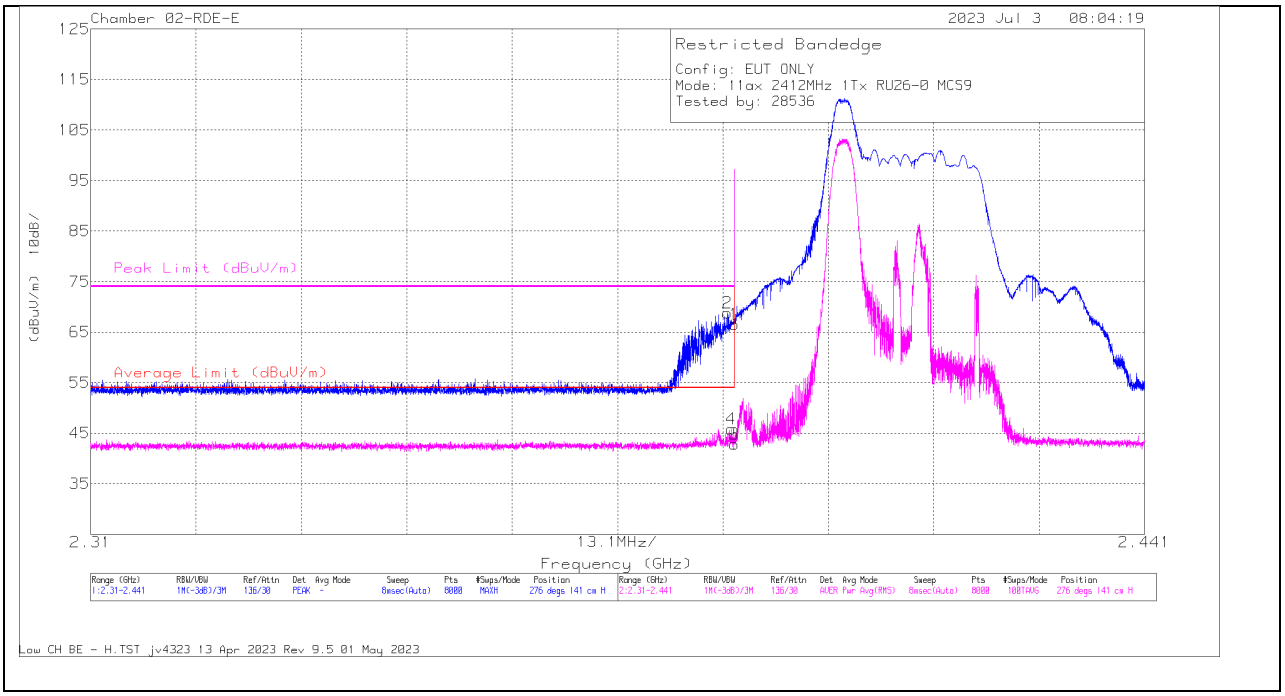

Marker	Frequency (GHz)	Meter Reading (dBuV)	Det	206807 ACF (dB/m)	DCCF (dB)	Gain/Loss (dB)	Corrected Reading (dBuV/m)	Average Limit (dBuV/m)	Margin (dB)	Peak Limit (dBuV/m)	PK Margin (dB)	Azimuth (Degs)	Height (cm)	Polarity
1	* 2.39	73.56	Pk	32.3	0	-39.27	66.59	-	-	74	-7.41	276	141	H
2	* 2.389134	75.74	Pk	32.3	0	-39.28	68.76	-	-	74	-5.24	276	141	H
3	* 2.39	49.78	RMS	32.3	.39	-39.27	43.20	54	-10.80	-	-	276	141	H
4	* 2.389592	52.81	RMS	32.3	.39	-39.27	46.23	54	-7.77	-	-	276	141	H

* - indicates frequency in CFR47 Pt 15 / IC RSS-Restricted Band
Pk - Peak detector
RMS - RMS detection

UL Verification Services Inc.
47173 Benicia Street, Fremont, CA 94538; USA. TEL:(510) 319-4000 FAX:(510) 661-0888
This report shall not be reproduced except in full, without the written approval of UL Verification Services Inc.

VERTICAL RESULT

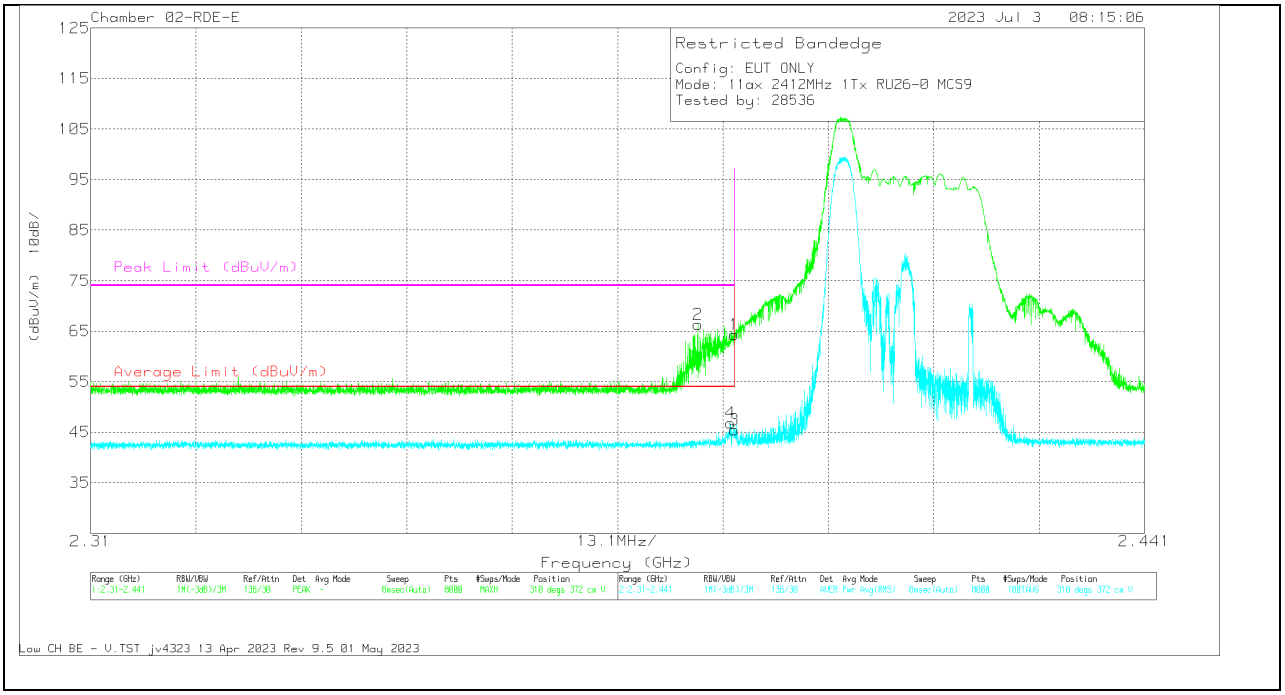

Marker	Frequency (GHz)	Meter Reading (dBuV)	Det	206807 ACF (dB/m)	DCCF (dB)	Gain/Loss (dB)	Corrected Reading (dBuV/m)	Average Limit (dBuV/m)	Margin (dB)	Peak Limit (dBuV/m)	PK Margin (dB)	Azimuth (Degs)	Height (cm)	Polarity
1	* 2.39	71.24	Pk	32.3	0	-39.27	64.27	-	-	74	-9.73	310	372	V
2	* 2.385465	73.27	Pk	32.3	0	-39.29	66.28	-	-	74	-7.72	310	372	V
3	* 2.39	52.45	RMS	32.3	0.39	-39.27	46.87	54	-7.13	-	-	310	372	V
4	* 2.389527	53.73	RMS	32.3	0.39	-39.27	47.15	54	-6.85	-	-	310	372	V

* - indicates frequency in CFR47 Pt 15 / IC RSS-Restricted Band
Pk - Peak detector
RMS - RMS detection

UL Verification Services Inc.
47173 Benicia Street, Fremont, CA 94538; USA. TEL:(510) 319-4000 FAX:(510) 661-0888
This report shall not be reproduced except in full, without the written approval of UL Verification Services Inc.

BANDEDGE (LOW CHANNEL, CH 2)

HORIZONTAL RESULT

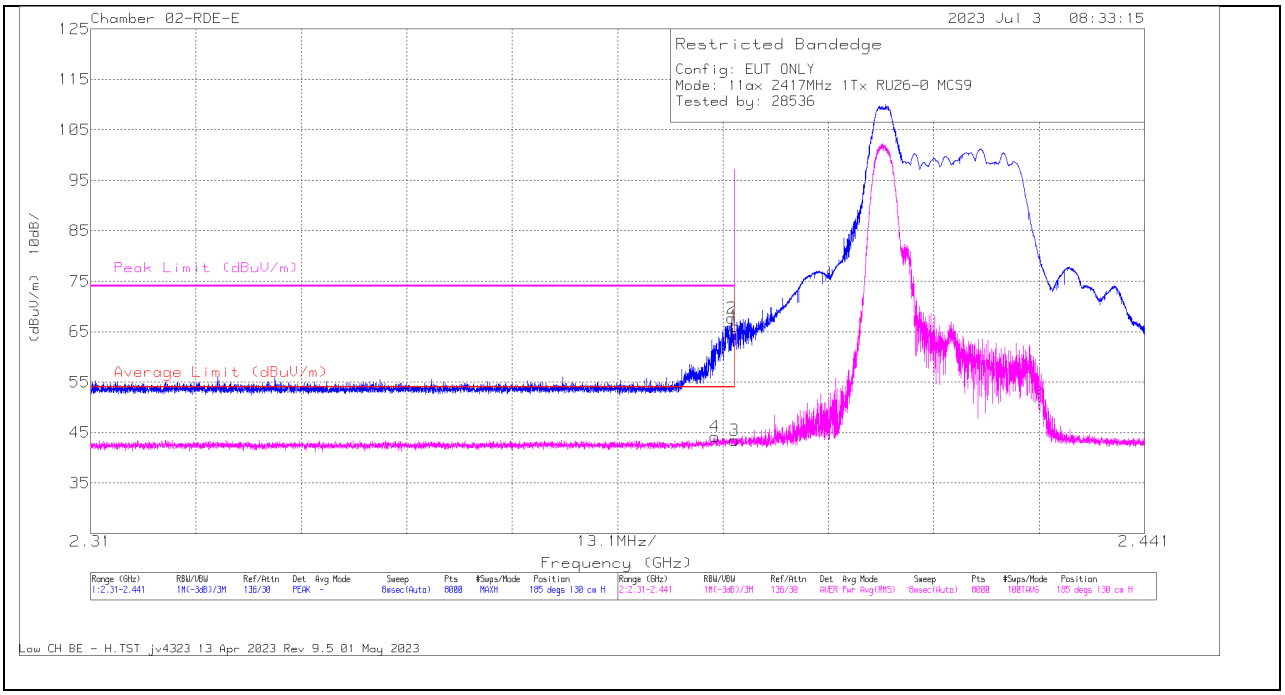

Marker	Frequency (GHz)	Meter Reading (dBuV)	Det	206807 ACF (dB/m)	DCCF (dB)	Gain/Loss (dB)	Corrected Reading (dBuV/m)	Average Limit (dBuV/m)	Margin (dB)	Peak Limit (dBuV/m)	PK Margin (dB)	Azimuth (Degs)	Height (cm)	Polarity
1	* 2.39	73.09	Pk	32.3	0	-39.27	66.12	-	-	74	-7.88	185	130	H
2	* 2.389723	74.59	Pk	32.3	0	-39.27	67.62	-	-	74	-6.38	185	130	H
3	* 2.39	50.41	RMS	32.3	0.39	-39.27	44.83	54	-9.17	-	-	185	130	H
4	* 2.387561	51.15	RMS	32.3	0.39	-39.28	45.56	54	-9.44	-	-	185	130	H

* - indicates frequency in CFR47 Pt 15 / IC RSS-Restricted Band
Pk - Peak detector
RMS - RMS detection

UL Verification Services Inc.
47173 Benicia Street, Fremont, CA 94538; USA. TEL:(510) 319-4000 FAX:(510) 661-0888
This report shall not be reproduced except in full, without the written approval of UL Verification Services Inc.

VERTICAL RESULT

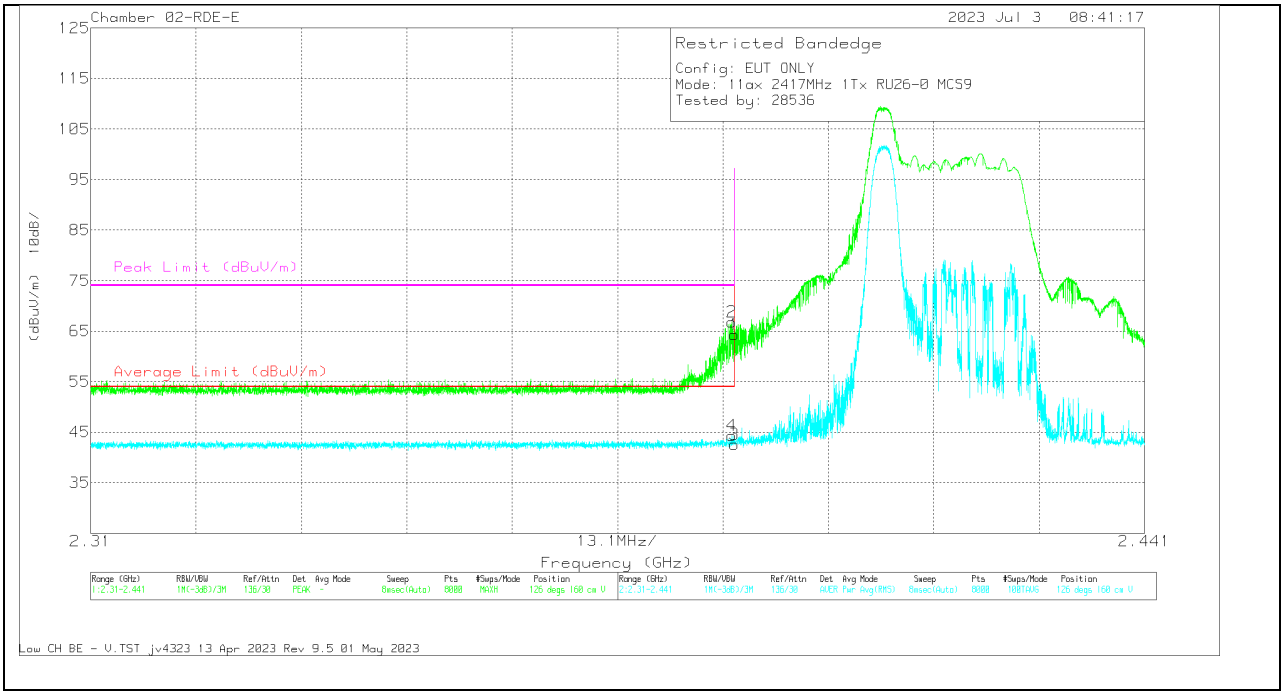

Marker	Frequency (GHz)	Meter Reading (dBuV)	Det	206807 ACF (dB/m)	DCCF (dB)	Gain/Loss (dB)	Corrected Reading (dBuV/m)	Average Limit (dBuV/m)	Margin (dB)	Peak Limit (dBuV/m)	PK Margin (dB)	Azimuth (Degs)	Height (cm)	Polarity
1	* 2.39	71.25	Pk	32.3	0	-39.27	64.28	-	-	74	-9.72	126	160	V
2	* 2.389674	73.83	Pk	32.3	0	-39.27	66.86	-	-	74	-7.14	126	160	V
3	* 2.39	49.58	RMS	32.3	0.39	-39.27	43.00	54	-11.00	-	-	126	160	V
4	* 2.38969	51.31	RMS	32.3	0.39	-39.27	45.73	54	-8.27	-	-	126	160	V

* - indicates frequency in CFR47 Pt 15 / IC RSS-Restricted Band
Pk - Peak detector
RMS - RMS detection

UL Verification Services Inc.
47173 Benicia Street, Fremont, CA 94538; USA. TEL:(510) 319-4000 FAX:(510) 661-0888
This report shall not be reproduced except in full, without the written approval of UL Verification Services Inc.

BANDEDGE (LOW CHANNEL, CH 3)

HORIZONTAL RESULT

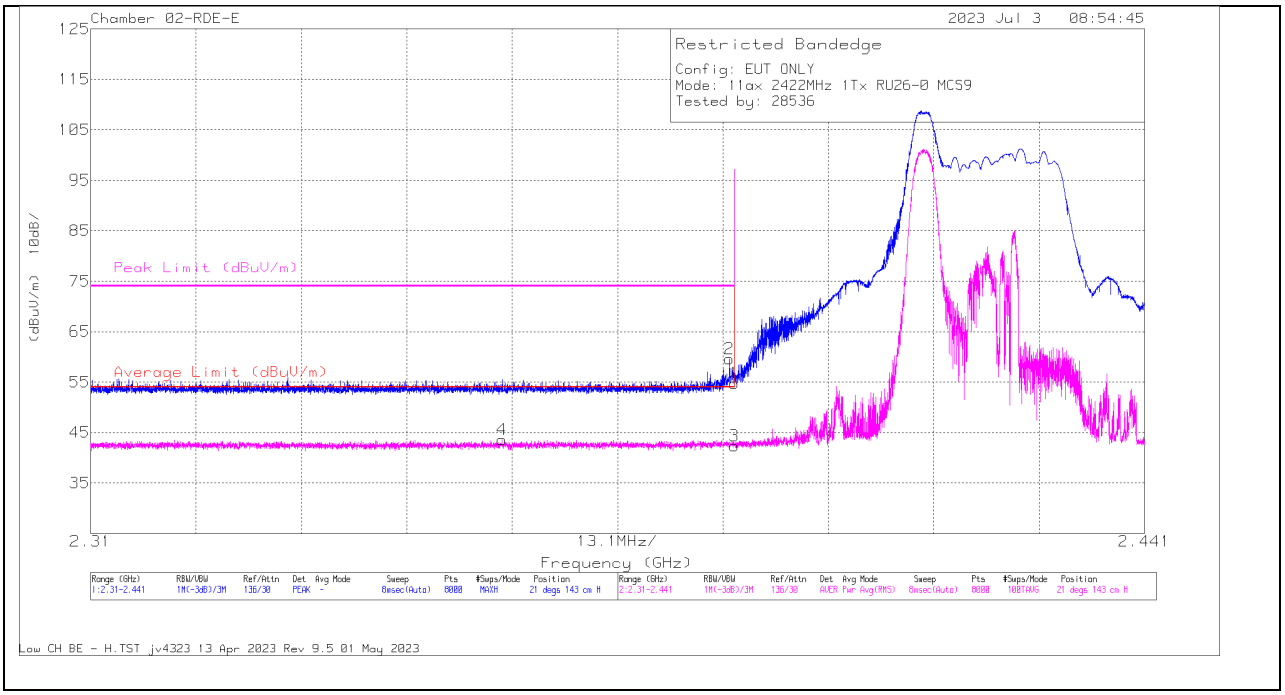

Marker	Frequency (GHz)	Meter Reading (dBuV)	Det	206807 ACF (dB/m)	DCCF (dB)	Gain/Loss (dB)	Corrected Reading (dBuV/m)	Average Limit (dBuV/m)	Margin (dB)	Peak Limit (dBuV/m)	PK Margin (dB)	Azimuth (Degs)	Height (cm)	Polarity
1	* 2.39	61.78	Pk	32.3	0	-39.27	54.81	-	-	74	-19.19	21	143	H
2	* 2.389412	66.59	Pk	32.3	0	-39.28	59.61	-	-	74	-14.39	21	143	H
3	* 2.39	49.35	RMS	32.3	0.39	-39.27	42.77	54	-11.23	-	-	21	143	H
4	* 2.361129	50.73	RMS	32.1	0.39	-39.29	43.93	54	-10.07	-	-	21	143	H

* - indicates frequency in CFR47 Pt 15 / IC RSS-Restricted Band
Pk - Peak detector
RMS - RMS detection

UL Verification Services Inc.
47173 Benicia Street, Fremont, CA 94538; USA. TEL:(510) 319-4000 FAX:(510) 661-0888
This report shall not be reproduced except in full, without the written approval of UL Verification Services Inc.

VERTICAL RESULT

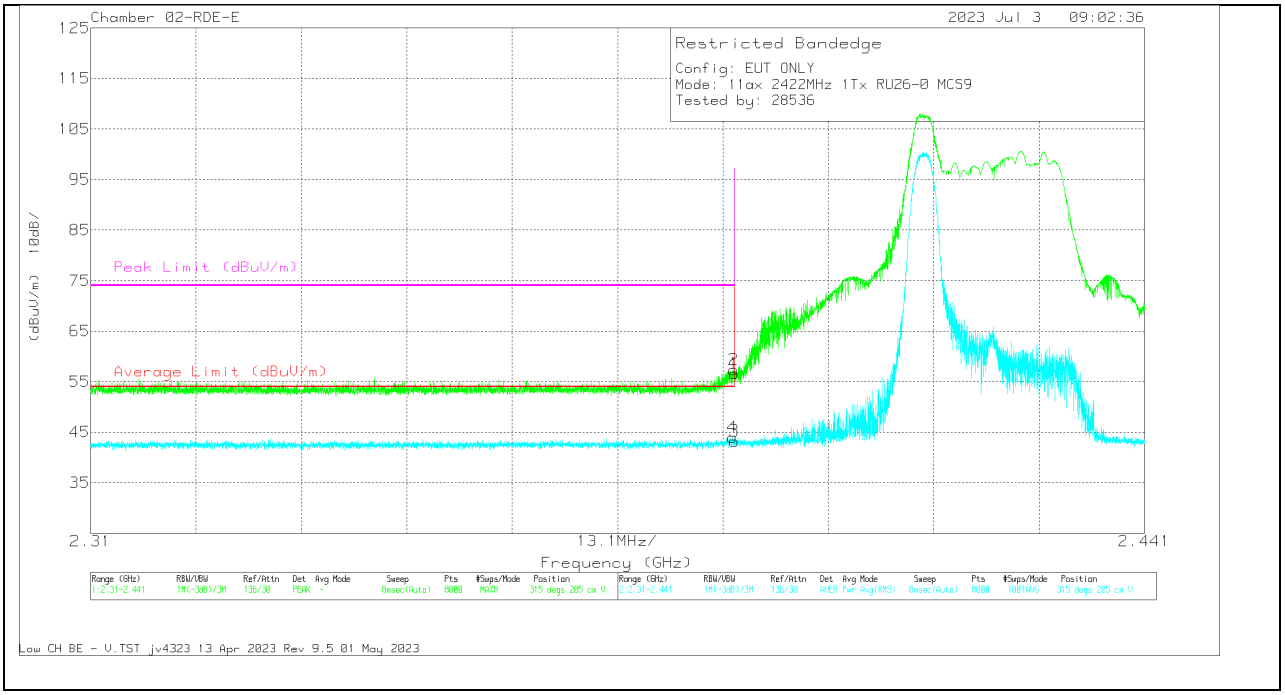

Marker	Frequency (GHz)	Meter Reading (dBuV)	Det	206807 ACF (dB/m)	DCCF (dB)	Gain/Loss (dB)	Corrected Reading (dBuV/m)	Average Limit (dBuV/m)	Margin (dB)	Peak Limit (dBuV/m)	PK Margin (dB)	Azimuth (Degs)	Height (cm)	Polarity
1	* 2.39	63.62	Pk	32.3	0	-39.27	56.65	-	-	74	-17.35	315	205	V
2	* 2.389903	64.29	Pk	32.3	0	-39.27	57.32	-	-	74	-16.68	315	205	V
3	* 2.39	50.25	RMS	32.3	0.39	-39.27	43.67	54	-10.33	-	-	315	205	V
4	* 2.389789	50.89	RMS	32.3	0.39	-39.27	44.11	54	-9.89	-	-	315	205	V

* - indicates frequency in CFR47 Pt 15 / IC RSS-Restricted Band
Pk - Peak detector
RMS - RMS detection

UL Verification Services Inc.
47173 Benicia Street, Fremont, CA 94538; USA. TEL:(510) 319-4000 FAX:(510) 661-0888
This report shall not be reproduced except in full, without the written approval of UL Verification Services Inc.

BANDEDGE (HIGH CHANNEL, CH 9)

HORIZONTAL RESULT

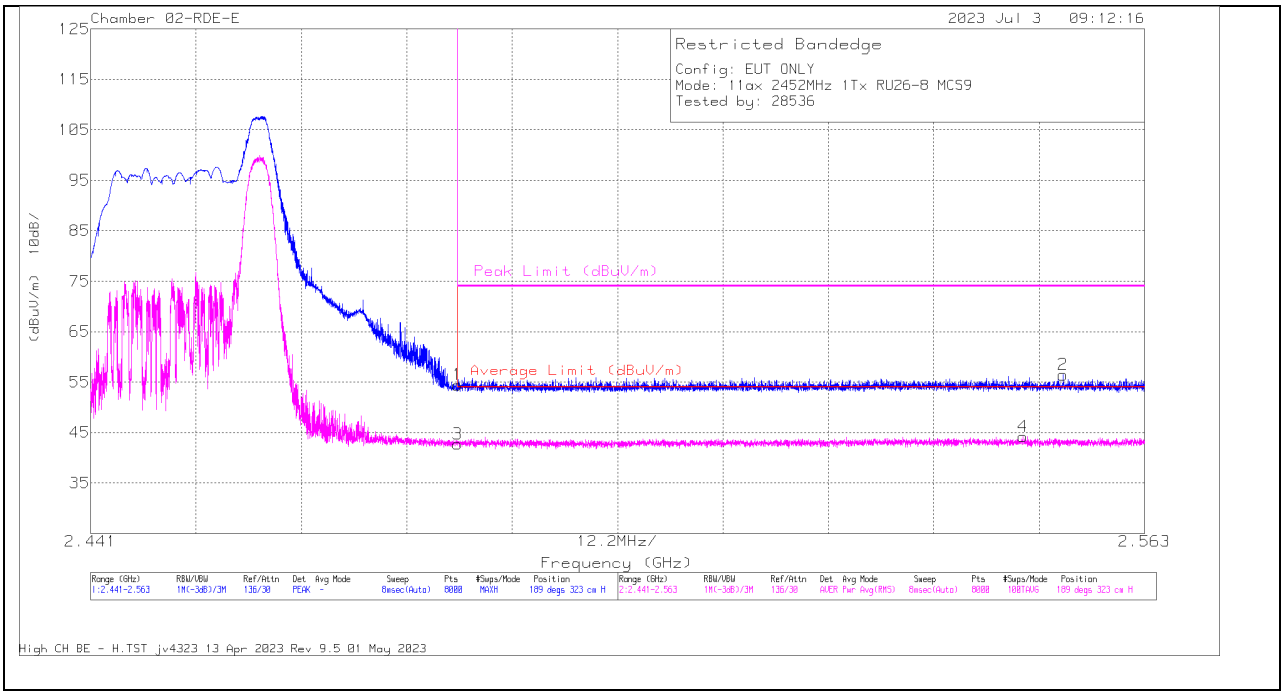

Marker	Frequency (GHz)	Meter Reading (dBuV)	Det	206807 ACF (dB/m)	DCCF (dB)	Gain/Loss (dB)	Corrected Reading (dBuV/m)	Average Limit (dBuV/m)	Margin (dB)	Peak Limit (dBuV/m)	PK Margin (dB)	Azimuth (Degs)	Height (cm)	Polarity
1	* 2.4835	61.31	Pk	32.3	0	-39.16	54.45	-	-	74	-19.55	189	323	H
3	* 2.4835	49.53	RMS	32.3	0.39	-39.16	43.06	54	-10.94	-	-	189	323	H
4	2.548923	50.75	RMS	32.5	0.39	-39.04	44.60	54	-9.40	-	-	189	323	H
2	2.55356	62.97	Pk	32.5	0	-39.03	56.44	-	-	74	-17.56	189	323	H

* - indicates frequency in CFR47 Pt 15 / IC RSS-Restricted Band
Pk - Peak detector
RMS - RMS detection

UL Verification Services Inc.
47173 Benicia Street, Fremont, CA 94538; USA. TEL:(510) 319-4000 FAX:(510) 661-0888
This report shall not be reproduced except in full, without the written approval of UL Verification Services Inc.

VERTICAL RESULT

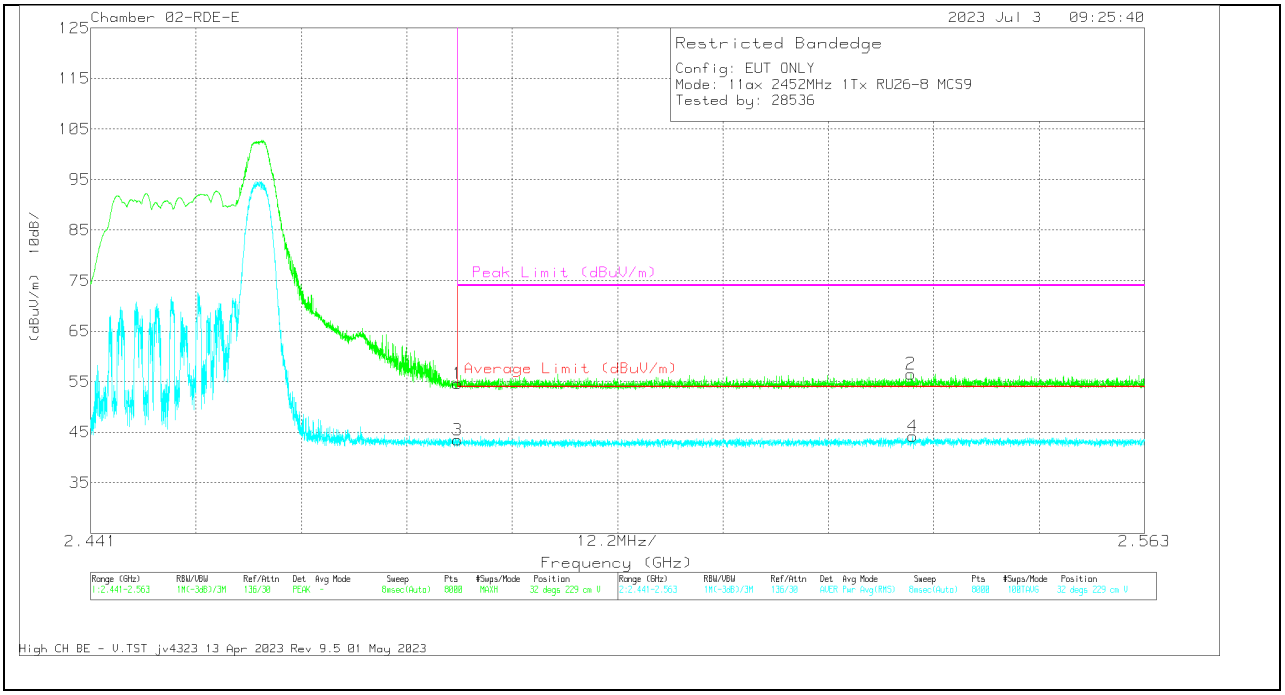

Marker	Frequency (GHz)	Meter Reading (dBuV)	Det	206807 ACF (dB/m)	DCCF (dB)	Gain/Loss (dB)	Corrected Reading (dBuV/m)	Average Limit (dBuV/m)	Margin (dB)	Peak Limit (dBuV/m)	PK Margin (dB)	Azimuth (Degs)	Height (cm)	Polarity
1	* 2.4835	61.54	Pk	32.3	0	-39.16	54.68	-	-	74	-19.32	32	229	V
3	* 2.4835	50.31	RMS	32.3	0.39	-39.16	43.84	54	-10.16	-	-	32	229	V
2	2.535944	63.11	Pk	32.5	0	-39.05	56.56	-	-	74	-17.44	32	229	V
4	2.536142	50.77	RMS	32.5	0.39	-39.05	44.61	54	-9.39	-	-	32	229	V

* - indicates frequency in CFR47 Pt 15 / IC RSS-Restricted Band
Pk - Peak detector
RMS - RMS detection

UL Verification Services Inc.
47173 Benicia Street, Fremont, CA 94538; USA. TEL:(510) 319-4000 FAX:(510) 661-0888
This report shall not be reproduced except in full, without the written approval of UL Verification Services Inc.

BANDEDGE (HIGH CHANNEL, CH 10)

HORIZONTAL RESULT

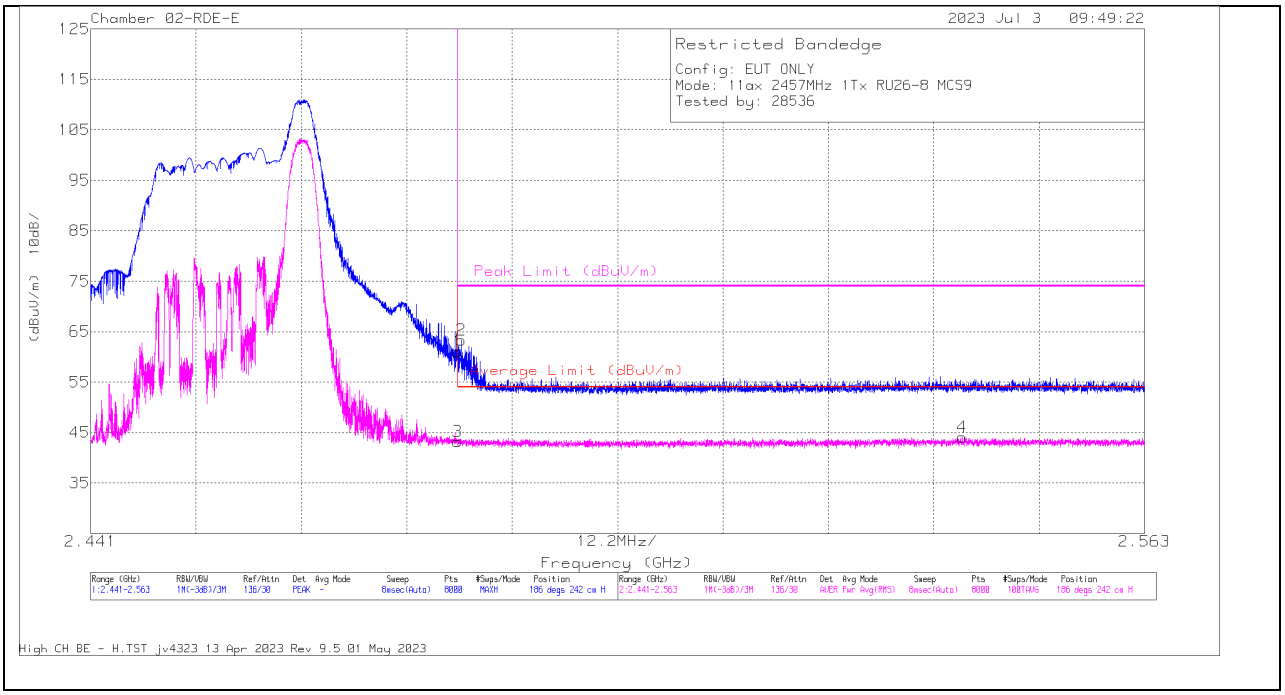

Marker	Frequency (GHz)	Meter Reading (dBuV)	Det	206807 ACF (dB/m)	DCCF (dB)	Gain/Loss (dB)	Corrected Reading (dBuV/m)	Average Limit (dBuV/m)	Margin (dB)	Peak Limit (dBuV/m)	PK Margin (dB)	Azimuth (Degs)	Height (cm)	Polarity
1	* 2.4835	67.84	Pk	32.3	0	-39.16	60.98	-	-	74	-13.02	186	242	H
2	* 2.483919	70.16	Pk	32.3	0	-39.15	63.31	-	-	74	-10.69	186	242	H
3	* 2.4835	50.06	RMS	32.3	0.39	-39.16	43.59	54	-10.41	-	-	186	242	H
4	2.541922	50.54	RMS	32.5	0.39	-39.01	44.42	54	-9.58	-	-	186	242	H

* - indicates frequency in CFR47 Pt 15 / IC RSS-Restricted Band
Pk - Peak detector
RMS - RMS detection

UL Verification Services Inc.
47173 Benicia Street, Fremont, CA 94538; USA. TEL:(510) 319-4000 FAX:(510) 661-0888
This report shall not be reproduced except in full, without the written approval of UL Verification Services Inc.

VERTICAL RESULT

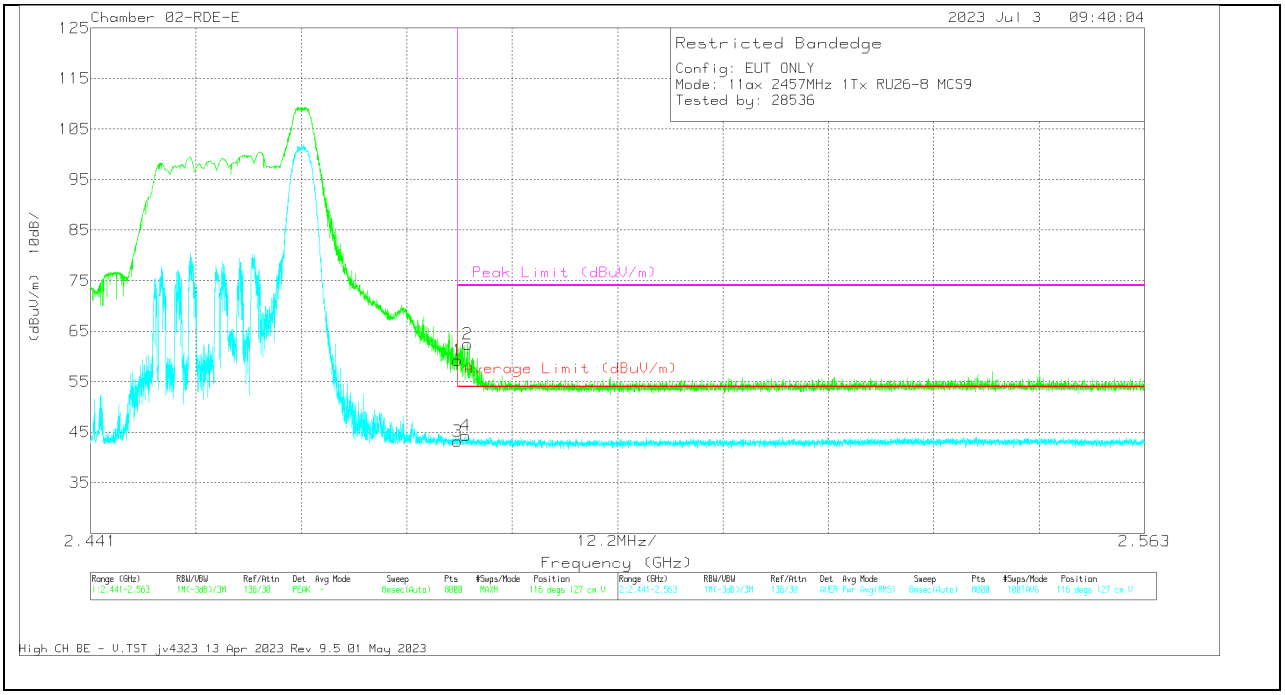

Marker	Frequency (GHz)	Meter Reading (dBuV)	Det	206807 ACF (dB/m)	DCCF (dB)	Gain/Loss (dB)	Corrected Reading (dBuV/m)	Average Limit (dBuV/m)	Margin (dB)	Peak Limit (dBuV/m)	PK Margin (dB)	Azimuth (Degs)	Height (cm)	Polarity
1	* 2.4835	66.05	Pk	32.3	0	-39.16	59.19	-	-	74	-14.81	116	127	V
2	* 2.484651	69.24	Pk	32.3	0	-39.14	62.4	-	-	74	-11.6	116	127	V
3	* 2.4835	50.12	RMS	32.3	0.39	-39.16	43.65	54	-10.35	-	-	116	127	V
4	* 2.484407	51.21	RMS	32.3	0.39	-39.14	44.76	54	-9.24	-	-	116	127	V

* - indicates frequency in CFR47 Pt 15 / IC RSS-Restricted Band
Pk - Peak detector
RMS - RMS detection

UL Verification Services Inc.
47173 Benicia Street, Fremont, CA 94538; USA. TEL:(510) 319-4000 FAX:(510) 661-0888
This report shall not be reproduced except in full, without the written approval of UL Verification Services Inc.

BANDEDGE (HIGH CHANNEL, CH 11)

HORIZONTAL RESULT

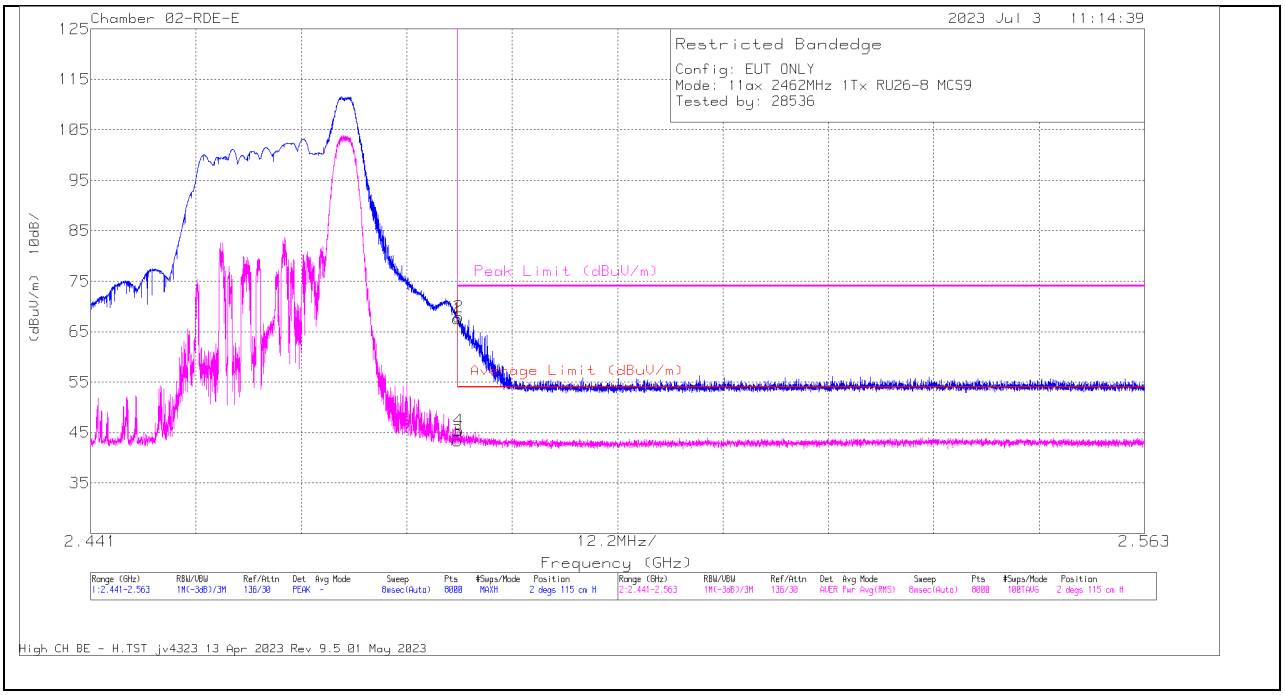

Marker	Frequency (GHz)	Meter Reading (dBuV)	Det	206807 ACF (dB/m)	DCCF (dB)	Gain/Loss (dB)	Corrected Reading (dBuV/m)	Average Limit (dBuV/m)	Margin (dB)	Peak Limit (dBuV/m)	PK Margin (dB)	Azimuth (Degs)	Height (cm)	Polarity
1	* 2.4835	74.43	Pk	32.3	0	-39.16	67.57	-	-	74	-6.43	2	115	H
2	* 2.483599	74.79	Pk	32.3	0	-39.15	67.94	-	-	74	-6.06	2	115	H
3	* 2.4835	50.25	RMS	32.3	0.39	-39.16	43.78	54	-10.22	-	-	2	115	H
4	* 2.483584	52.32	RMS	32.3	0.39	-39.15	45.86	54	-8.14	-	-	2	115	H

* - indicates frequency in CFR47 Pt 15 / IC RSS-Restricted Band
Pk - Peak detector
RMS - RMS detection

UL Verification Services Inc.
47173 Benicia Street, Fremont, CA 94538; USA. TEL:(510) 319-4000 FAX:(510) 661-0888
This report shall not be reproduced except in full, without the written approval of UL Verification Services Inc.

VERTICAL RESULT

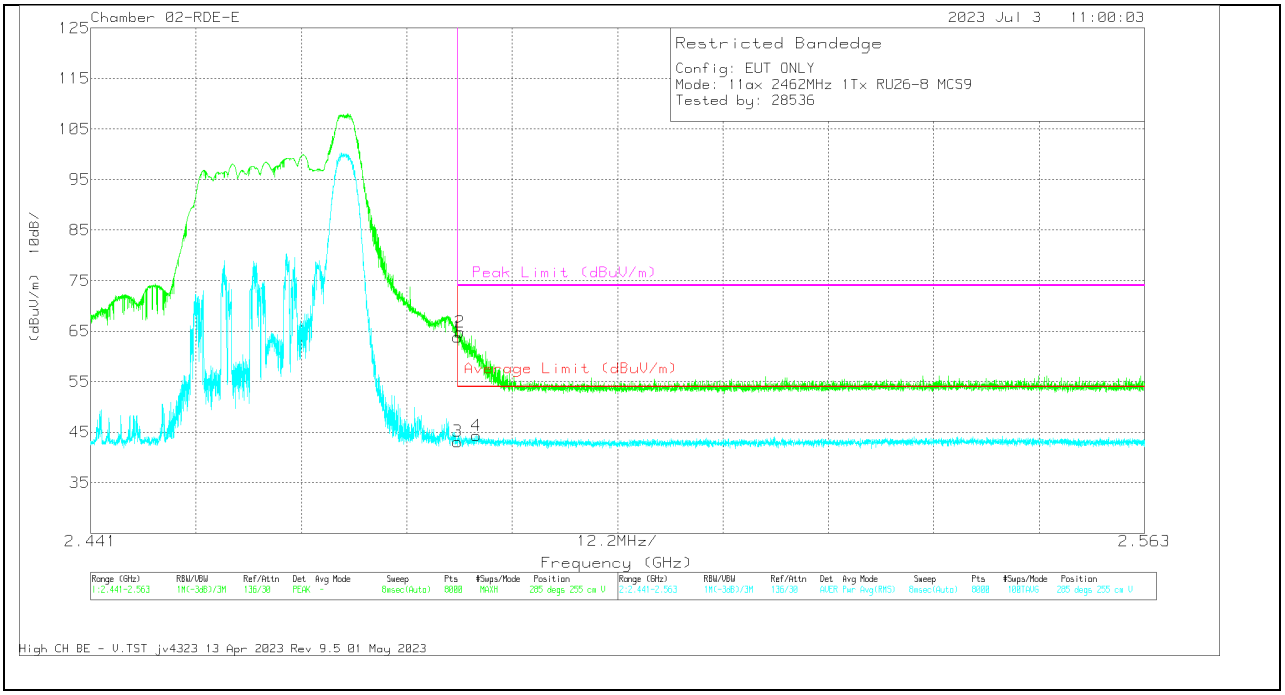

Marker	Frequency (GHz)	Meter Reading (dBuV)	Det	206807 ACF (dB/m)	DCCF (dB)	Gain/Loss (dB)	Corrected Reading (dBuV/m)	Average Limit (dBuV/m)	Margin (dB)	Peak Limit (dBuV/m)	PK Margin (dB)	Azimuth (Degs)	Height (cm)	Polarity
1	* 2.4835	70.72	Pk	32.3	0	-39.16	63.86	-	-	74	-10.14	285	255	V
2	* 2.483751	71.7	Pk	32.3	0	-39.15	64.85	-	-	74	-9.15	285	255	V
3	* 2.4835	50.01	RMS	32.3	0.39	-39.16	43.54	54	-10.46	-	-	285	255	V
4	* 2.485643	51.13	RMS	32.3	0.39	-39.12	44.70	54	-9.30	-	-	285	255	V

* - indicates frequency in CFR47 Pt 15 / IC RSS-Restricted Band
Pk - Peak detector
RMS - RMS detection

UL Verification Services Inc.
47173 Benicia Street, Fremont, CA 94538; USA. TEL:(510) 319-4000 FAX:(510) 661-0888
This report shall not be reproduced except in full, without the written approval of UL Verification Services Inc.

BANDEDGE (HIGH CHANNEL, CH 12)

HORIZONTAL RESULT

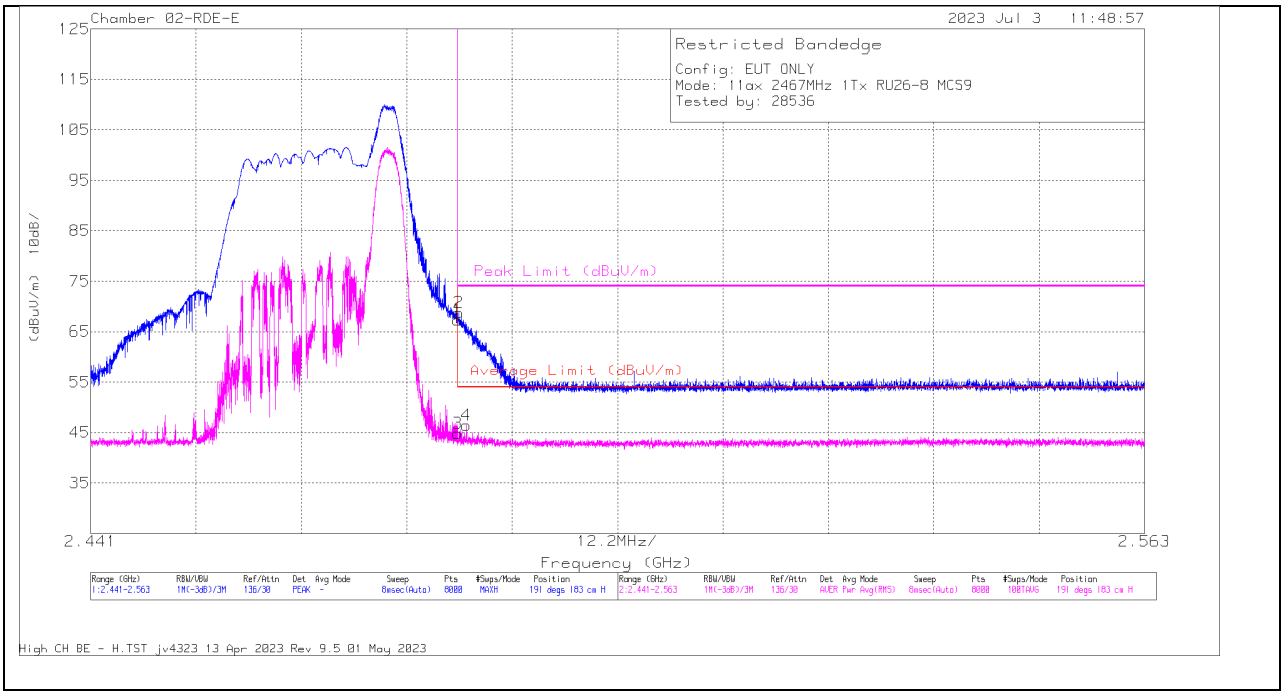

Marker	Frequency (GHz)	Meter Reading (dBuV)	Det	206807 ACF (dB/m)	DCCF (dB)	Gain/Loss (dB)	Corrected Reading (dBuV/m)	Average Limit (dBuV/m)	Margin (dB)	Peak Limit (dBuV/m)	PK Margin (dB)	Azimuth (Degs)	Height (cm)	Polarity
1	* 2.4835	74.19	Pk	32.3	0	-39.16	67.33	-	-	74	-6.67	191	183	H
2	* 2.483629	75.63	Pk	32.3	0	-39.15	68.78	-	-	74	-5.22	191	183	H
3	* 2.4835	51.71	RMS	32.3	0.39	-39.16	45.24	54	-8.76	-	-	191	183	H
4	* 2.484514	53.26	RMS	32.3	0.39	-39.14	46.81	54	-7.19	-	-	191	183	H

* - indicates frequency in CFR47 Pt 15 / IC RSS-Restricted Band
Pk - Peak detector
RMS - RMS detection

UL Verification Services Inc.
47173 Benicia Street, Fremont, CA 94538; USA. TEL:(510) 319-4000 FAX:(510) 661-0888
This report shall not be reproduced except in full, without the written approval of UL Verification Services Inc.

VERTICAL RESULT

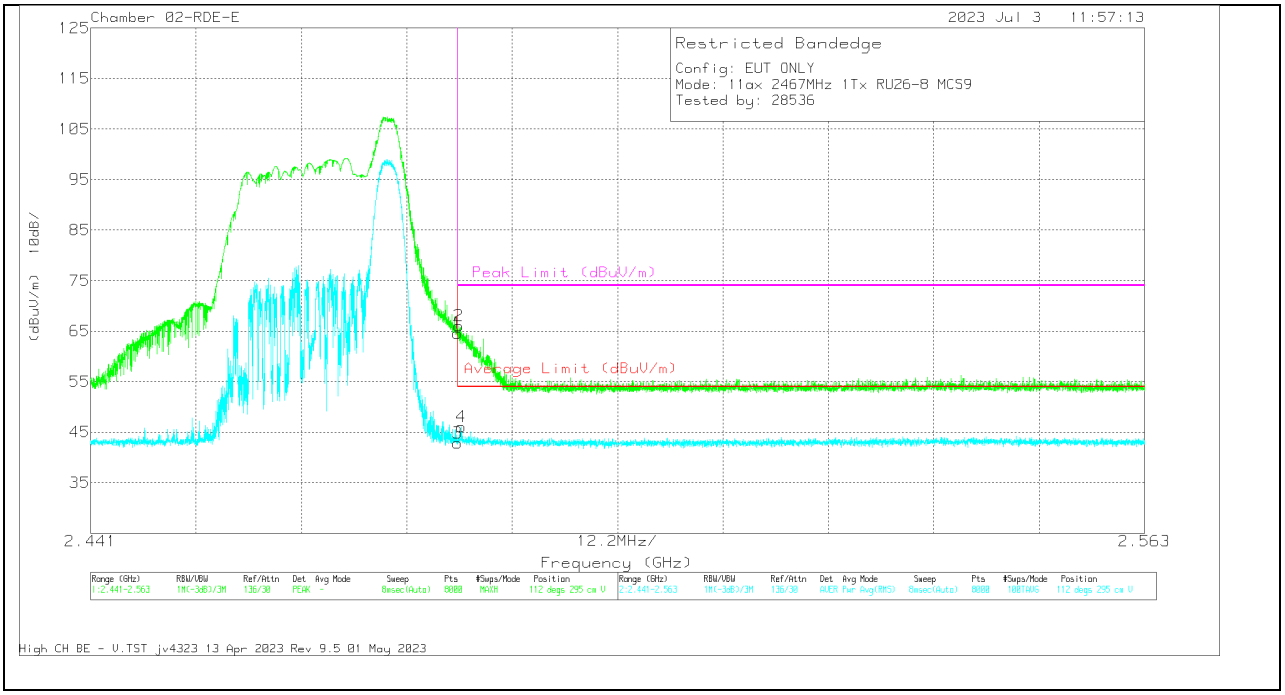

Marker	Frequency (GHz)	Meter Reading (dBuV)	Det	206807 ACF (dB/m)	DCCF (dB)	Gain/Loss (dB)	Corrected Reading (dBuV/m)	Average Limit (dBuV/m)	Margin (dB)	Peak Limit (dBuV/m)	PK Margin (dB)	Azimuth (Degs)	Height (cm)	Polarity
1	* 2.4835	71.4	Pk	32.3	0	-39.16	64.54	-	-	74	-9.46	112	295	V
2	* 2.483614	72.86	Pk	32.3	0	-39.15	66.01	-	-	74	-7.99	112	295	V
3	* 2.4835	49.65	RMS	32.3	0.39	-39.16	43.18	54	-10.82	-	-	112	295	V
4	* 2.483904	52.95	RMS	32.3	0.39	-39.15	46.49	54	-7.51	-	-	112	295	V

* - indicates frequency in CFR47 Pt 15 / IC RSS-Restricted Band
Pk - Peak detector
RMS - RMS detection

UL Verification Services Inc.
47173 Benicia Street, Fremont, CA 94538; USA. TEL:(510) 319-4000 FAX:(510) 661-0888
This report shall not be reproduced except in full, without the written approval of UL Verification Services Inc.

BANDEDGE (HIGH CHANNEL, CH 13)

HORIZONTAL RESULT

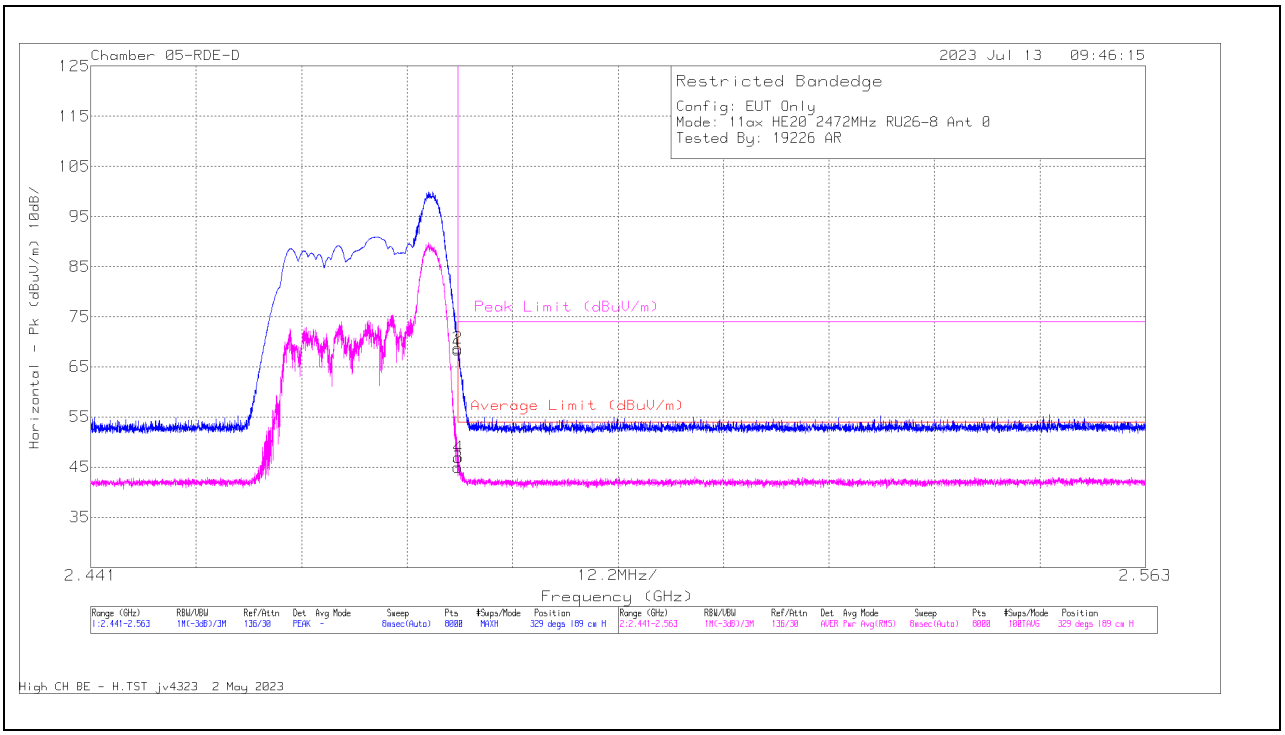

Marker	Frequency (GHz)	Meter Reading (dBuV)	Det	230299 ACF (dB) 3mH	DCCF (dB)	Gain/Loss (dB)	Corrected Reading (dBuV/m)	Average Limit (dBuV/m)	Margin (dB)	Peak Limit (dBuV/m)	PK Margin (dB)	Azimuth (Degs)	Height (cm)	Polarity
1	2.4835	76.49	Pk	32.3		-40.38	68.41	-	-	74	-5.59	329	189	H
3	2.4835	53.05	RMS	32.3	0.39	-40.38	45.36	54	-8.64	-	-	329	189	H
2	2.483507	76.78	Pk	32.3		-40.37	68.71	-	-	74	-5.29	329	189	H
4	2.483538	55.01	RMS	32.3	0.39	-40.37	47.33	54	-6.67	-	-	329	189	H

Pk - Peak detector
RMS - RMS detection

UL Verification Services Inc.
47173 Benicia Street, Fremont, CA 94538; USA. TEL:(510) 319-4000 FAX:(510) 661-0888
This report shall not be reproduced except in full, without the written approval of UL Verification Services Inc.

VERTICAL RESULT

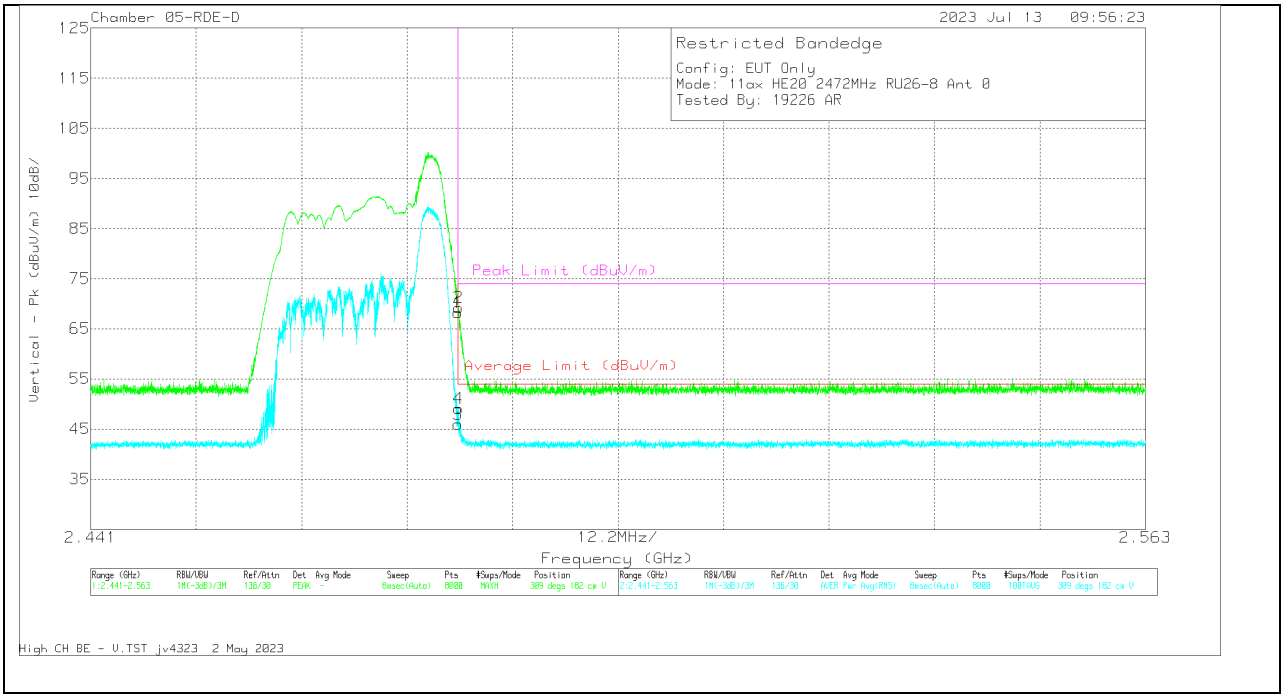

Marker	Frequency (GHz)	Meter Reading (dBuV)	Det	230299 ACF (dB) 3mH	DCCf (dB)	Gain/Loss (dB)	Corrected Reading (dBuV/m)	Average Limit (dBuV/m)	Margin (dB)	Peak Limit (dBuV/m)	PK Margin (dB)	Azimuth (Degs)	Height (cm)	Polarity
1	2.4835	76.31	Pk	32.3		-40.38	68.23	-	-	74	-5.77	309	182	V
3	2.4835	54.09	RMS	32.3	0.39	-40.38	46.40	54	-7.60	-	-	309	182	V
2	2.483538	77.28	Pk	32.3		-40.37	69.21	-	-	74	-4.79	309	182	V
4	2.483538	57.2	RMS	32.3	0.39	-40.37	49.52	54	-4.48	-	-	309	182	V

Pk - Peak detector
RMS - RMS detection

UL Verification Services Inc.
47173 Benicia Street, Fremont, CA 94538; USA. TEL:(510) 319-4000 FAX:(510) 661-0888
This report shall not be reproduced except in full, without the written approval of UL Verification Services Inc.

1TX ANT 4 MODE: SU

BANDEDGE (LOW CHANNEL, CH 1)

HORIZONTAL RESULT

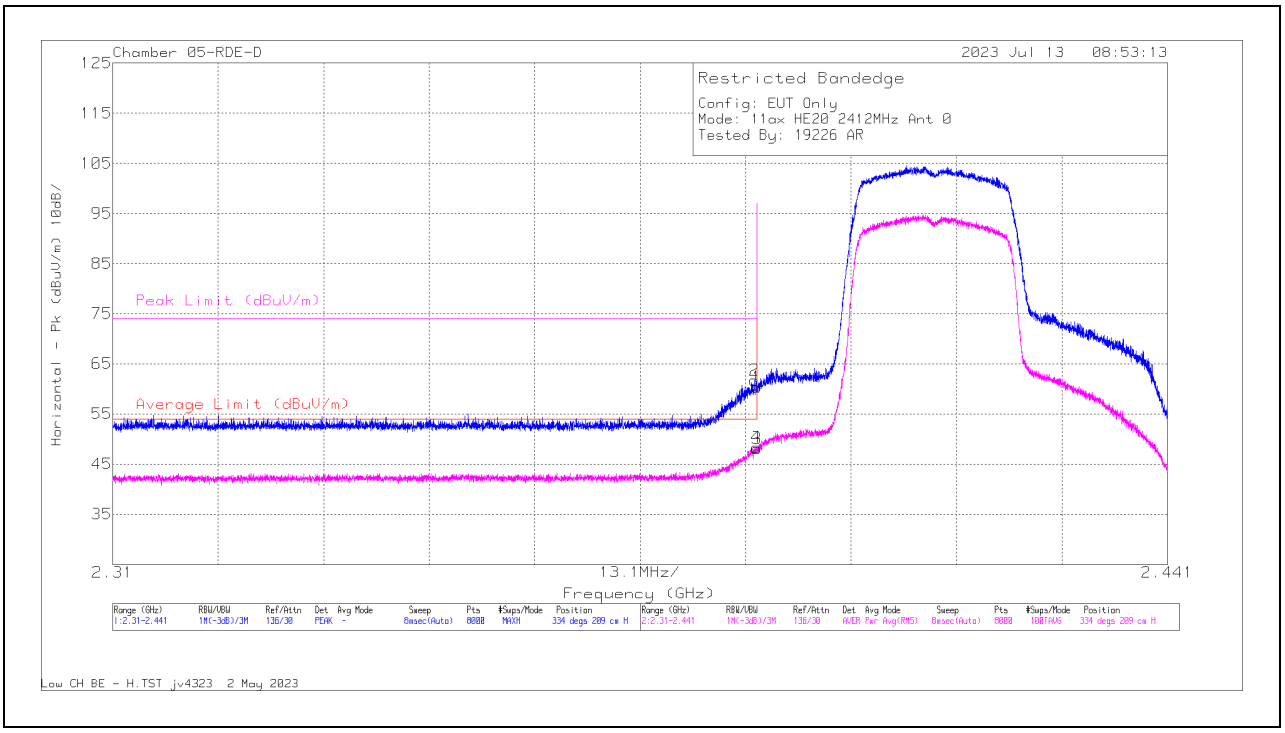

Trace Markers

Marker	Frequency (GHz)	Meter Reading (dBuV)	Det	230299 ACF (dB) 3mH	DCCF (dB)	Gain/Loss (dB)	Corrected Reading (dBuV/m)	Average Limit (dBuV/m)	Margin (dB)	Peak Limit (dBuV/m)	PK Margin (dB)	Azimuth (Degs)	Height (cm)	Polarity
2	2.38969	70.22	Pk	32.2	0	-40.67	61.75	-	-	74	-12.25	334	209	H
4	2.389903	56.26	RMS	32.2	.53	-40.67	48.32	54	-5.68	-	-	334	209	H
1	2.39	68.86	Pk	32.2	0	-40.67	60.39	-	-	74	-13.61	334	209	H
3	2.39	56.07	RMS	32.2	.53	-40.67	48.13	54	-5.87	-	-	334	209	H

Pk - Peak detector
RMS - RMS detection

UL Verification Services Inc.
47173 Benicia Street, Fremont, CA 94538; USA. TEL:(510) 319-4000 FAX:(510) 661-0888
This report shall not be reproduced except in full, without the written approval of UL Verification Services Inc.

VERTICAL RESULT

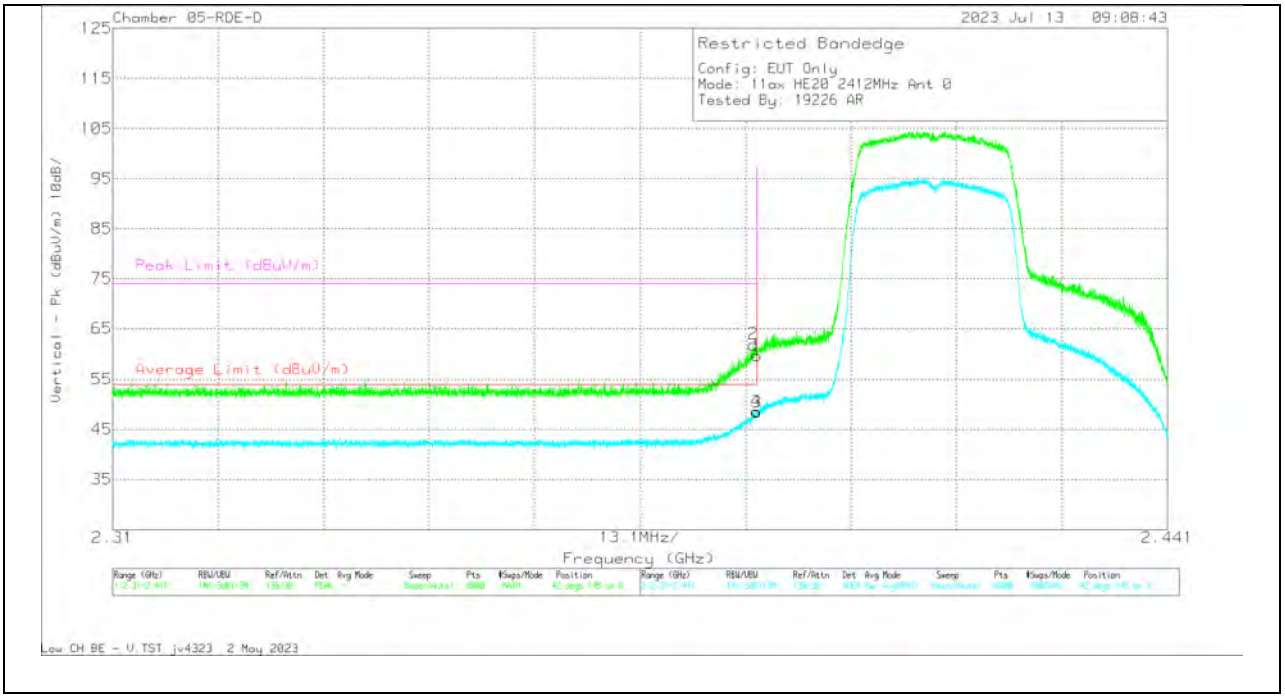

Trace Markers

Marker	Frequency (GHz)	Meter Reading (dBuV)	Det	230299 ACF (dB) 3mH	DCCF (dB)	Gain/Loss (dB)	Corrected Reading (dBuV/m)	Average Limit (dBuV/m)	Margin (dB)	Peak Limit (dBuV/m)	PK Margin (dB)	Azimuth (Degs)	Height (cm)	Polarity
2	2.389527	70.39	Pk	32.2	0	-40.67	61.92	-	-	74	-12.08	42	145	V
4	2.389969	56.52	RMS	32.2	.53	-40.67	48.62	54	-5.38	-	-	42	145	V
1	2.39	68.16	Pk	32.2	0	-40.67	59.69	-	-	74	-14.31	42	145	V
3	2.39	56.34	RMS	32.2	.53	-40.67	48.44	54	-5.56	-	-	42	145	V

Pk - Peak detector
RMS - RMS detection

BANDEDGE (LOW CHANNEL, CH 2)

UL Verification Services Inc.
47173 Benicia Street, Fremont, CA 94538; USA. TEL:(510) 319-4000 FAX:(510) 661-0888
This report shall not be reproduced except in full, without the written approval of UL Verification Services Inc.

HORIZONTAL RESULT

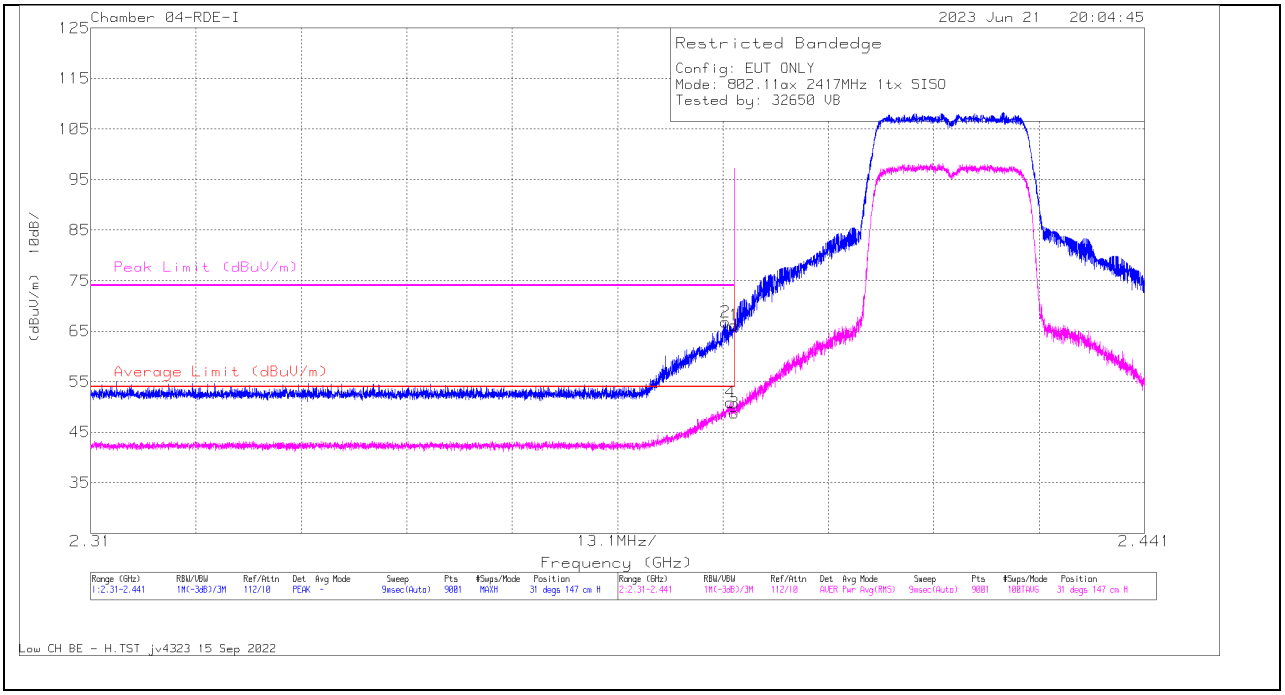

Marker	Frequency (GHz)	Meter Reading (dBuV)	Det	84797 ACF (dB) - 3mH	Cbl/Amp (dB)	DCCF (dB)	Corrected Reading (dBuV/m)	Average Limit (dBuV/m)	Margin (dB)	Peak Limit (dBuV/m)	PK Margin (dB)	Azimuth (Degs)	Height (cm)	Polarity
1	* 2.39	54.19	Pk	31.7	-19.7	0	66.19	-	-	74	-7.81	31	147	H
2	* 2.388894	54.83	Pk	31.7	-19.7	0	66.83	-	-	74	-7.17	31	147	H
3	* 2.39	36.29	RMS	31.7	-19.7	.53	48.82	54	-5.18	-	-	31	147	H
4	* 2.389549	38.33	RMS	31.7	-19.7	.53	50.86	54	-3.14	-	-	31	147	H

* - indicates frequency in CFR47 Pt 15 / IC RSS-Restricted Band
Pk - Peak detector
RMS - RMS detection

UL Verification Services Inc.
47173 Benicia Street, Fremont, CA 94538; USA. TEL:(510) 319-4000 FAX:(510) 661-0888
This report shall not be reproduced except in full, without the written approval of UL Verification Services Inc.

VERTICAL RESULT

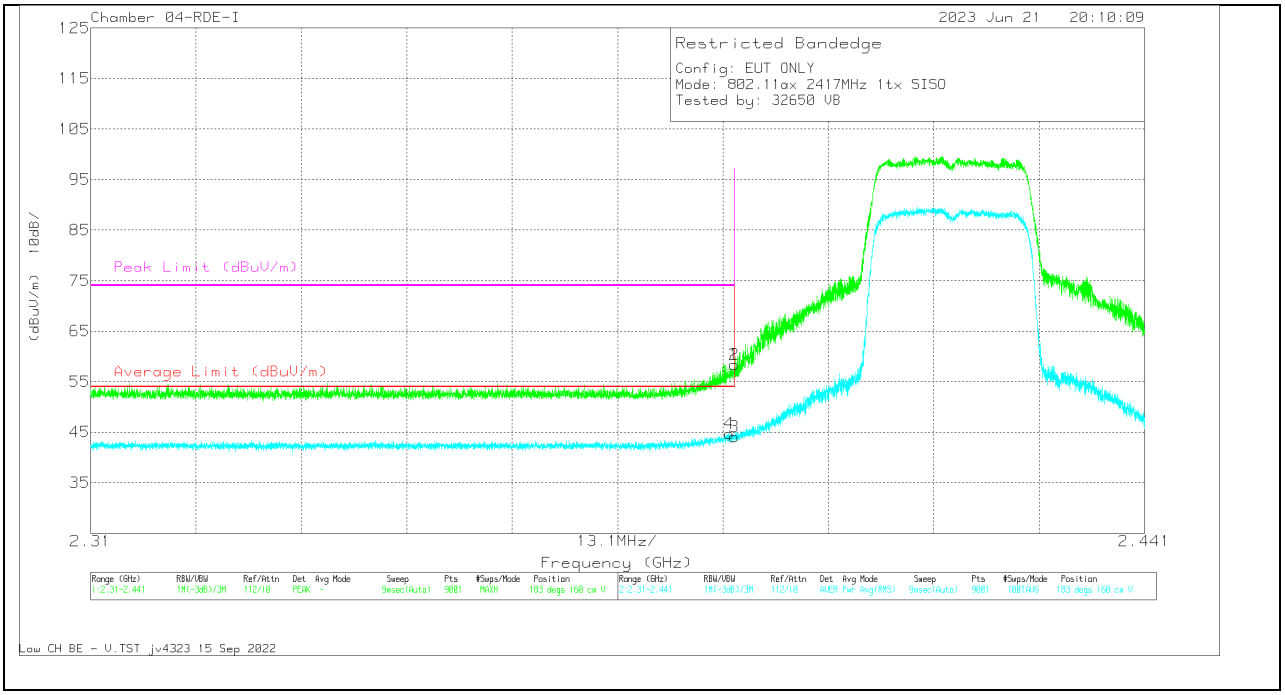

Marker	Frequency (GHz)	Meter Reading (dBuV)	Det	84797 ACF (dB) - 3mH	Cbl/Amp (dB)	DCCF (dB)	Corrected Reading (dBuV/m)	Average Limit (dBuV/m)	Margin (dB)	Peak Limit (dBuV/m)	PK Margin (dB)	Azimuth (Degs)	Height (cm)	Polarity
1	* 2.39	46.35	Pk	31.7	-19.7	0	58.35	-	-	74	-15.65	183	160	V
2	* 2.39	46.38	Pk	31.7	-19.7	0	58.38	-	-	74	-15.62	183	160	V
3	* 2.39	31.55	RMS	31.7	-19.7	.53	44.08	54	-9.92	-	-	183	160	V
4	* 2.389388	32.15	RMS	31.7	-19.7	.53	44.68	54	-9.32	-	-	183	160	V

* - indicates frequency in CFR47 Pt 15 / IC RSS-Restricted Band
Pk - Peak detector
RMS - RMS detection

UL Verification Services Inc.
47173 Benicia Street, Fremont, CA 94538; USA. TEL:(510) 319-4000 FAX:(510) 661-0888
This report shall not be reproduced except in full, without the written approval of UL Verification Services Inc.

BANDEDGE (LOW CHANNEL, CH 3)

HORIZONTAL RESULT

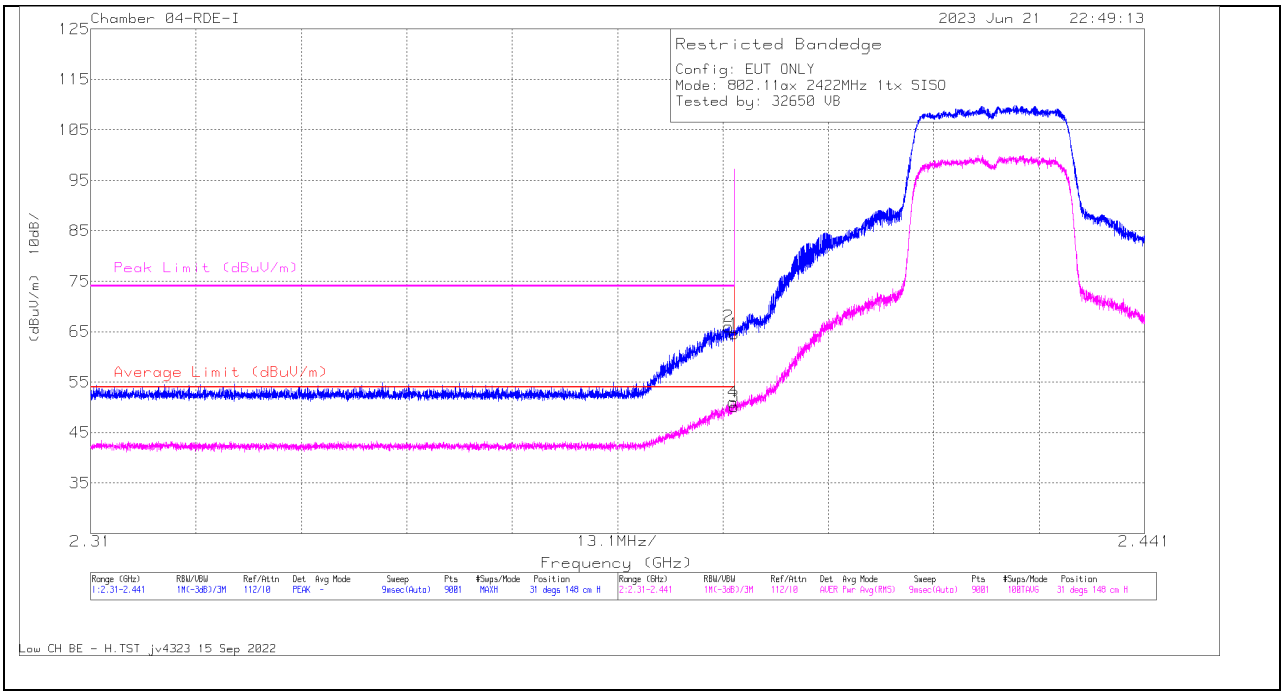

Marker	Frequency (GHz)	Meter Reading (dBuV)	Det	84797 ACF (dB) - 3mH	Cbl/Amp (dB)	DCCF (dB)	Corrected Reading (dBuV/m)	Average Limit (dBuV/m)	Margin (dB)	Peak Limit (dBuV/m)	PK Margin (dB)	Azimuth (Degs)	Height (cm)	Polarity
1	* 2.39	52.56	Pk	31.7	-19.7	0	64.56	-	-	74	-9.44	31	148	H
2	* 2.389345	54	Pk	31.7	-19.7	0	66	-	-	74	-8	31	148	H
3	* 2.39	37.57	RMS	31.7	-19.7	.53	50.10	54	-3.90	-	-	31	148	H
4	* 2.389883	38.51	RMS	31.7	-19.7	.53	51.04	54	-2.96	-	-	31	148	H

* - indicates frequency in CFR47 Pt 15 / IC RSS-Restricted Band
Pk - Peak detector
RMS - RMS detection

UL Verification Services Inc.
47173 Benicia Street, Fremont, CA 94538; USA. TEL:(510) 319-4000 FAX:(510) 661-0888
This report shall not be reproduced except in full, without the written approval of UL Verification Services Inc.

VERTICAL RESULT

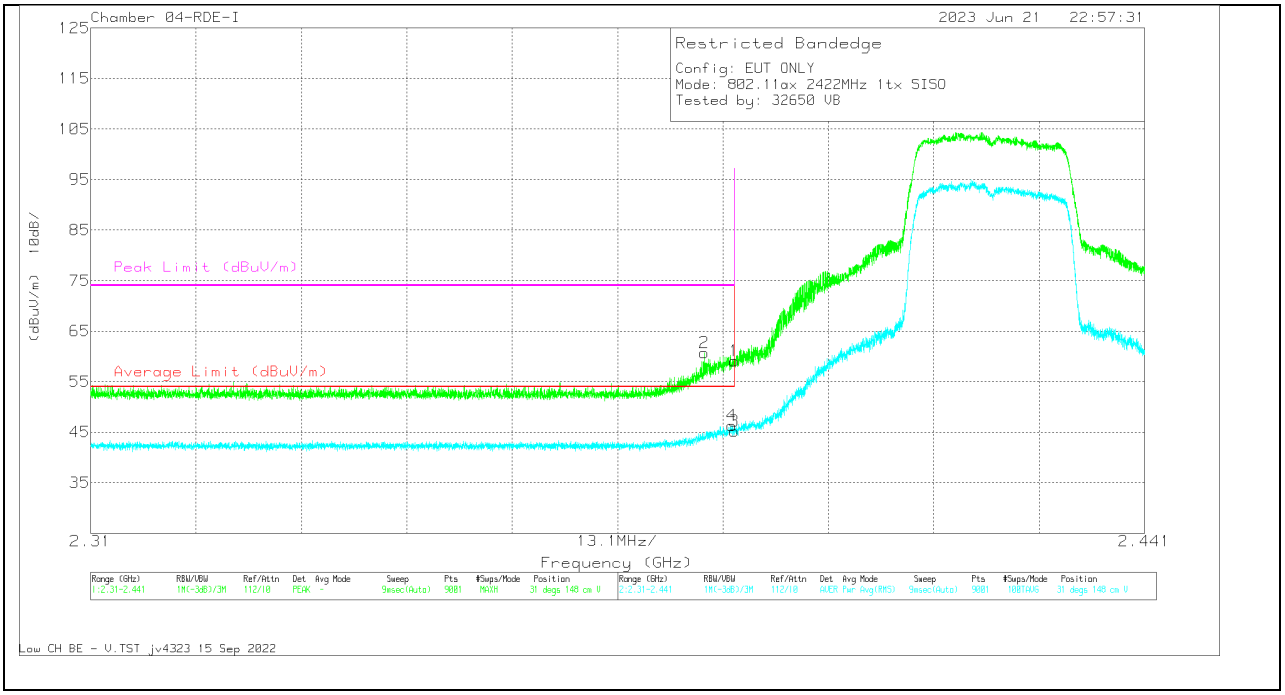

Marker	Frequency (GHz)	Meter Reading (dBuV)	Det	84797 ACF (dB) - 3mH	Cbl/Amp (dB)	DCCF (dB)	Corrected Reading (dBuV/m)	Average Limit (dBuV/m)	Margin (dB)	Peak Limit (dBuV/m)	PK Margin (dB)	Azimuth (Degs)	Height (cm)	Polarity
1	* 2.39	47.11	Pk	31.7	-19.7	0	59.11	-	-	74	-14.89	31	148	V
2	* 2.386244	48.76	Pk	31.7	-19.7	0	60.76	-	-	74	-13.24	31	148	V
3	* 2.39	32.65	RMS	31.7	-19.7	.53	45.18	54	-8.28	-	-	31	148	V
4	* 2.389723	33.81	RMS	31.7	-19.7	.53	46.34	54	-7.66	-	-	31	148	V

* - indicates frequency in CFR47 Pt 15 / IC RSS-Restricted Band
Pk - Peak detector
RMS - RMS detection

UL Verification Services Inc.
47173 Benicia Street, Fremont, CA 94538; USA. TEL:(510) 319-4000 FAX:(510) 661-0888
This report shall not be reproduced except in full, without the written approval of UL Verification Services Inc.

BANDEDGE (HIGH CHANNEL, CH 9)

HORIZONTAL RESULT

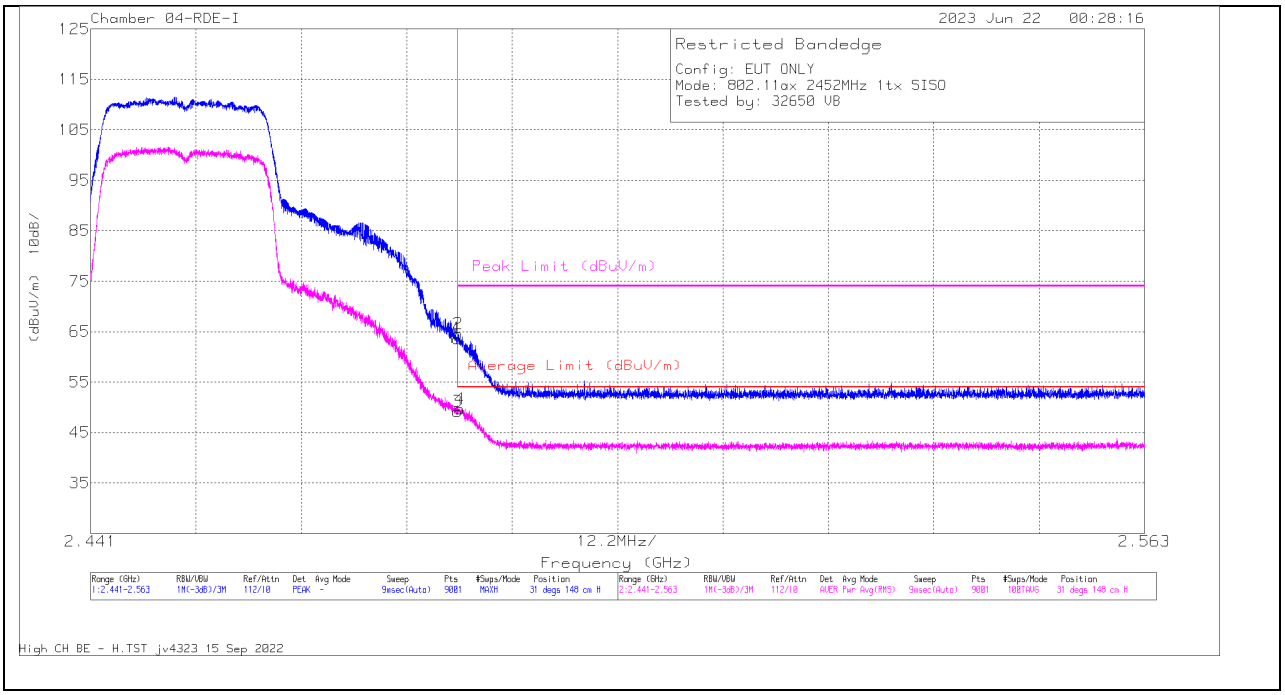

Marker	Frequency (GHz)	Meter Reading (dBuV)	Det	84797 ACF (dB) - 3mH	Cbl/Amp (dB)	DCCF (dB)	Corrected Reading (dBuV/m)	Average Limit (dBuV/m)	Margin (dB)	Peak Limit (dBuV/m)	PK Margin (dB)	Azimuth (Degs)	Height (cm)	Polarity
1	* 2.4835	51.84	Pk	32	-20.2	0	63.64	-	-	74	-10.36	31	148	H
2	* 2.483512	52.62	Pk	32	-20.1	0	64.52	-	-	74	-9.48	31	148	H
3	* 2.4835	36.85	RMS	32	-20.2	.53	49.18	54	-4.82	-	-	31	148	H
4	* 2.483729	37.27	RMS	32	-20.1	.53	49.70	54	-4.30	-	-	31	148	H

* - indicates frequency in CFR47 Pt 15 / IC RSS-Restricted Band
Pk - Peak detector
RMS - RMS detection

UL Verification Services Inc.
47173 Benicia Street, Fremont, CA 94538; USA. TEL:(510) 319-4000 FAX:(510) 661-0888
This report shall not be reproduced except in full, without the written approval of UL Verification Services Inc.

VERTICAL RESULT

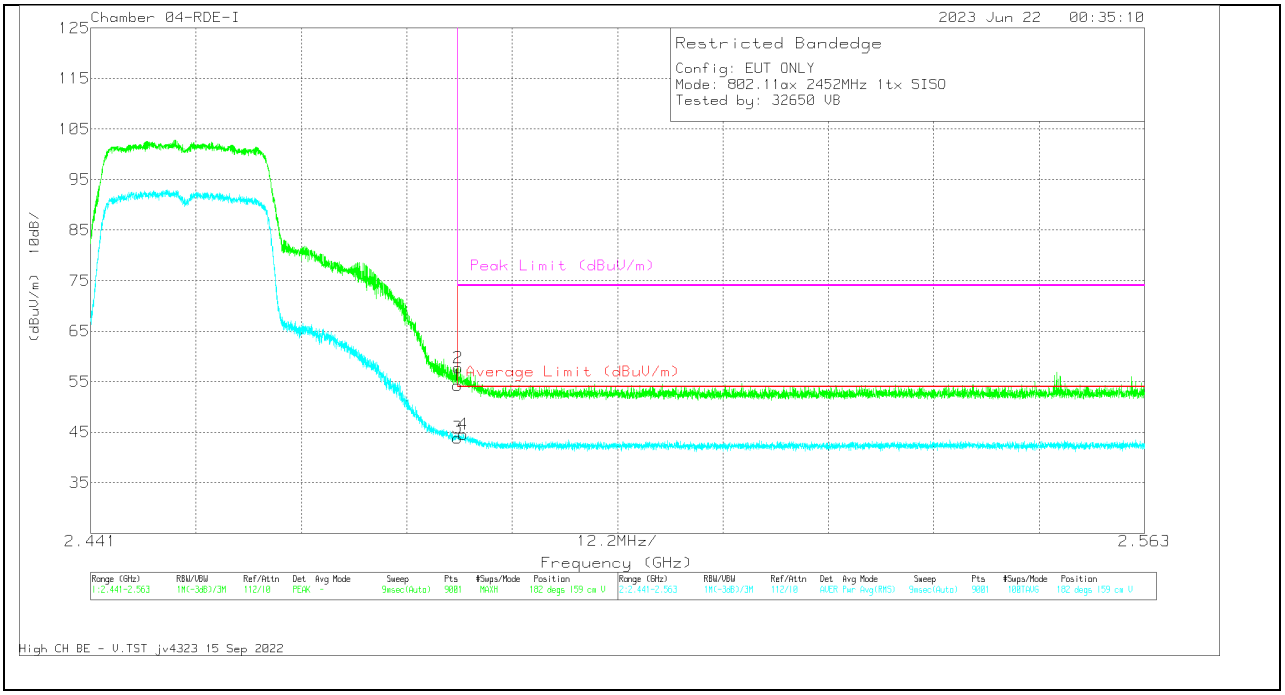

Marker	Frequency (GHz)	Meter Reading (dBuV)	Det	84797 ACF (dB) - 3mH	Cbl/Amp (dB)	DCCF (dB)	Corrected Reading (dBuV/m)	Average Limit (dBuV/m)	Margin (dB)	Peak Limit (dBuV/m)	PK Margin (dB)	Azimuth (Degs)	Height (cm)	Polarity
1	* 2.4835	42.48	Pk	32	-20.2	0	54.28	-	-	74	-19.72	182	159	V
2	* 2.483552	45.82	Pk	32	-20.1	0	57.72	-	-	74	-16.28	182	159	V
3	* 2.4835	31.55	RMS	32	-20.2	.53	43.88	54	-10.12	-	-	182	159	V
4	* 2.484108	32.18	RMS	32	-20.1	.53	44.61	54	-9.39	-	-	182	159	V

* - indicates frequency in CFR47 Pt 15 / IC RSS-Restricted Band
Pk - Peak detector
RMS - RMS detection

UL Verification Services Inc.
47173 Benicia Street, Fremont, CA 94538; USA. TEL:(510) 319-4000 FAX:(510) 661-0888
This report shall not be reproduced except in full, without the written approval of UL Verification Services Inc.

BANDEDGE (HIGH CHANNEL, CH 10)

HORIZONTAL RESULT

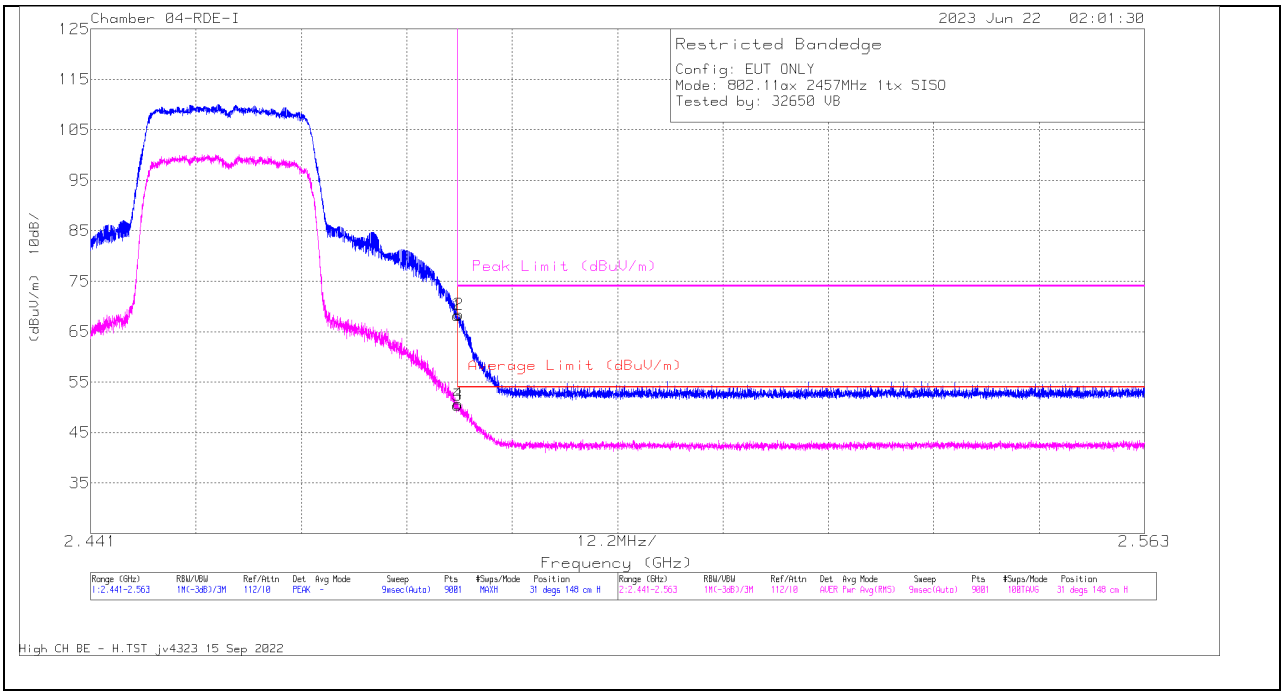

Marker	Frequency (GHz)	Meter Reading (dBuV)	Det	84797 ACF (dB) - 3mH	Cbl/Amp (dB)	DCCF (dB)	Corrected Reading (dBuV/m)	Average Limit (dBuV/m)	Margin (dB)	Peak Limit (dBuV/m)	PK Margin (dB)	Azimuth (Degs)	Height (cm)	Polarity
1	* 2.4835	56.41	Pk	32	-20.2	0	68.21	-	-	74	-5.79	31	148	H
2	* 2.48362	56.5	Pk	32	-20.1	0	68.4	-	-	74	-5.6	31	148	H
3	* 2.4835	38.09	RMS	32	-20.2	.53	50.42	54	-3.58	-	-	31	148	H
4	* 2.483512	38.27	RMS	32	-20.1	.53	50.70	54	-3.30	-	-	31	148	H

* - indicates frequency in CFR47 Pt 15 / IC RSS-Restricted Band
Pk - Peak detector
RMS - RMS detection

UL Verification Services Inc.
47173 Benicia Street, Fremont, CA 94538; USA. TEL:(510) 319-4000 FAX:(510) 661-0888
This report shall not be reproduced except in full, without the written approval of UL Verification Services Inc.

VERTICAL RESULT

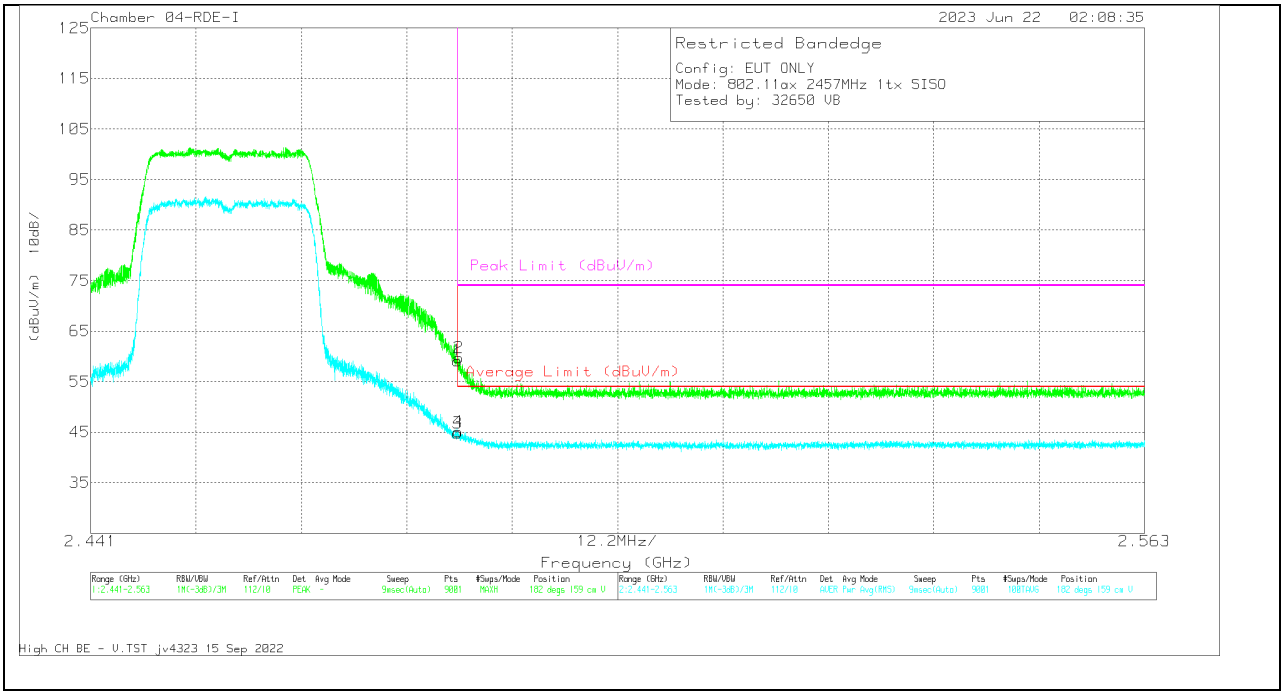

Marker	Frequency (GHz)	Meter Reading (dBuV)	Det	84797 ACF (dB) - 3mH	Cbl/Amp (dB)	DCCF (dB)	Corrected Reading (dBuV/m)	Average Limit (dBuV/m)	Margin (dB)	Peak Limit (dBuV/m)	PK Margin (dB)	Azimuth (Degs)	Height (cm)	Polarity
1	* 2.4835	47.37	Pk	32	-20.2	0	59.17	-	-	74	-14.83	182	159	V
2	* 2.483647	47.79	Pk	32	-20.1	0	59.69	-	-	74	-14.31	182	159	V
3	* 2.4835	32.51	RMS	32	-20.2	.53	44.84	54	-9.16	-	-	182	159	V
4	* 2.483525	32.62	RMS	32	-20.1	.53	45.05	54	-8.95	-	-	182	159	V

* - indicates frequency in CFR47 Pt 15 / IC RSS-Restricted Band
Pk - Peak detector
RMS - RMS detection

UL Verification Services Inc.
47173 Benicia Street, Fremont, CA 94538; USA. TEL:(510) 319-4000 FAX:(510) 661-0888
This report shall not be reproduced except in full, without the written approval of UL Verification Services Inc.

BANDEDGE (HIGH CHANNEL, CH 11)

HORIZONTAL RESULT

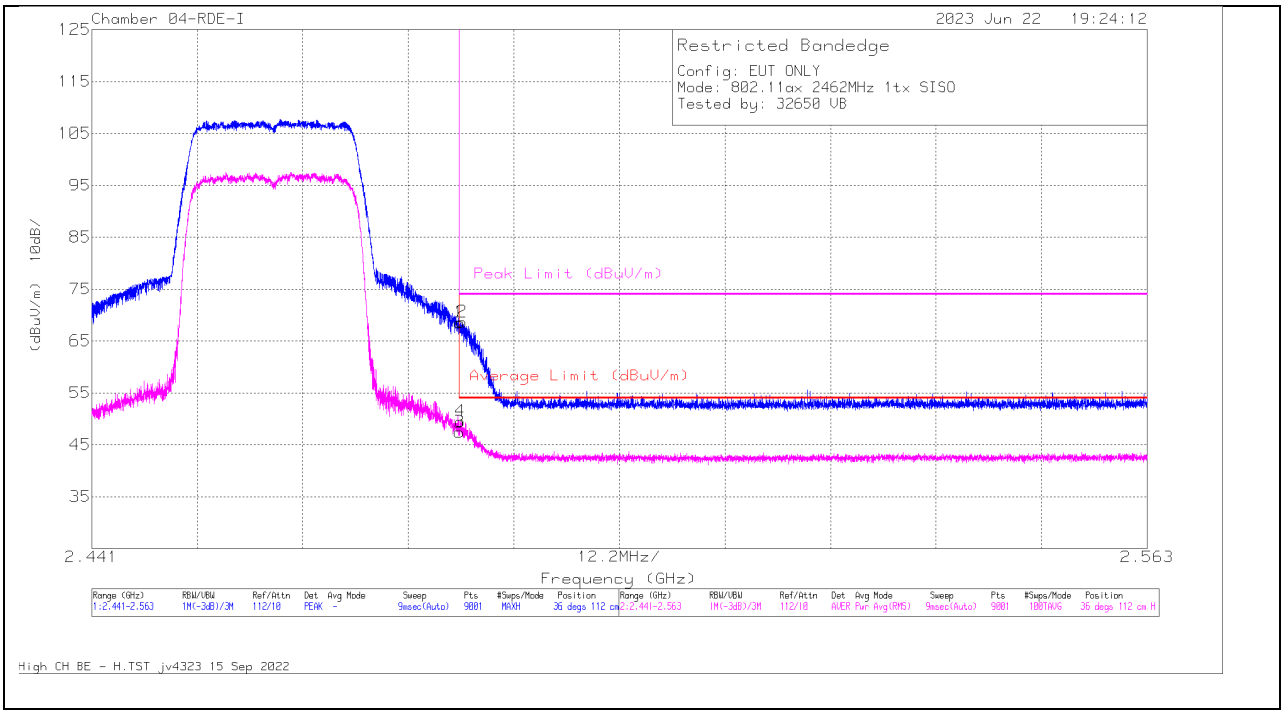

Marker	Frequency (GHz)	Meter Reading (dBuV)	Det	84797 ACF (dB) - 3mH	Cbl/Amp (dB)	DCCF (dB)	Corrected Reading (dBuV/m)	Average Limit (dBuV/m)	Margin (dB)	Peak Limit (dBuV/m)	PK Margin (dB)	Azimuth (Degs)	Height (cm)	Polarity
1	* 2.4835	56.78	Pk	32	-20.2	0	68.58	-	-	74	-5.42	36	112	H
2	* 2.48381	56.79	Pk	32	-20.1	0	68.69	-	-	74	-5.31	36	112	H
3	* 2.4835	35.1	RMS	32	-20.2	.53	47.43	54	-6.57	-	-	36	112	H
4	* 2.48362	37.09	RMS	32	-20.1	.53	49.52	54	-4.48	-	-	36	112	H

* - indicates frequency in CFR47 Pt 15 / IC RSS-Restricted Band
Pk - Peak detector
RMS - RMS detection

UL Verification Services Inc.
47173 Benicia Street, Fremont, CA 94538; USA. TEL:(510) 319-4000 FAX:(510) 661-0888
This report shall not be reproduced except in full, without the written approval of UL Verification Services Inc.

VERTICAL RESULT

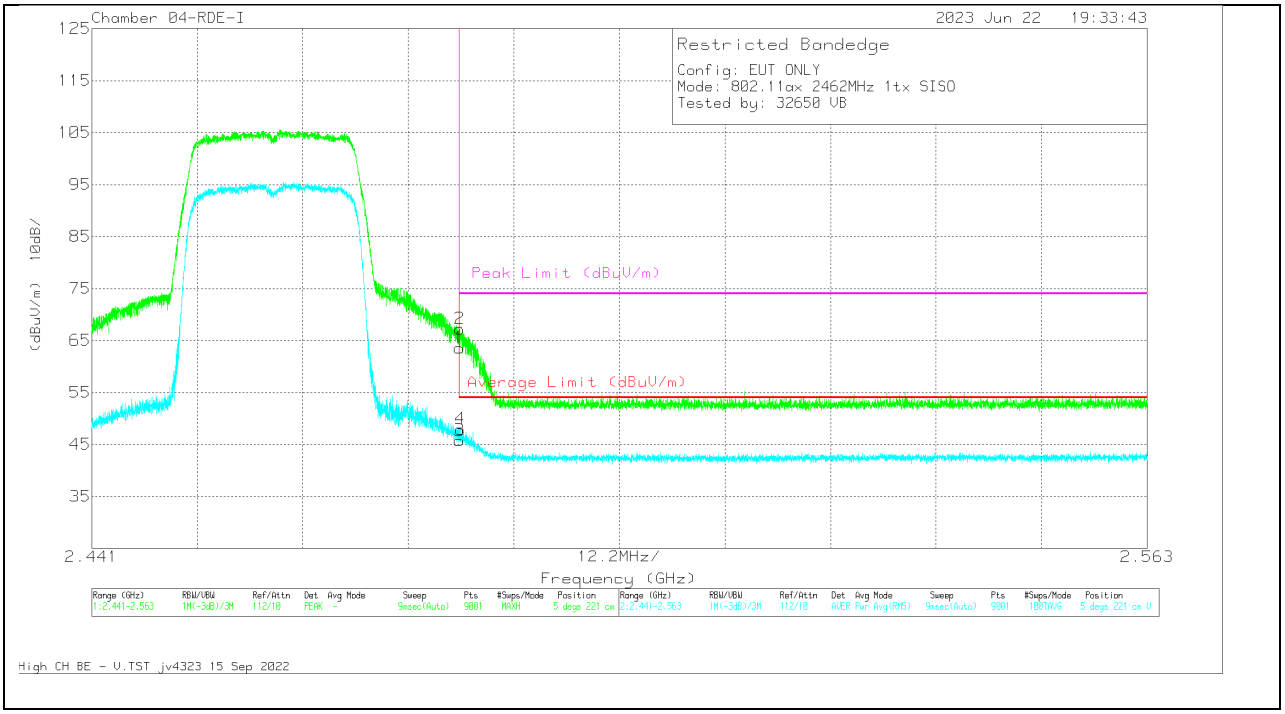

Marker	Frequency (GHz)	Meter Reading (dBuV)	Det	84797 ACF (dB) - 3mH	Cbl/Amp (dB)	DCCF (dB)	Corrected Reading (dBuV/m)	Average Limit (dBuV/m)	Margin (dB)	Peak Limit (dBuV/m)	PK Margin (dB)	Azimuth (Degs)	Height (cm)	Polarity
1	* 2.4835	51.81	Pk	32	-20.2	0	63.61	-	-	74	-10.39	5	221	V
2	* 2.483539	55.36	Pk	32	-20.1	0	67.26	-	-	74	-6.74	5	221	V
3	* 2.4835	33.43	RMS	32	-20.2	.53	45.76	54	-8.24	-	-	5	221	V
4	* 2.483607	35.52	RMS	32	-20.1	.53	47.95	54	-6.05	-	-	5	221	V

* - indicates frequency in CFR47 Pt 15 / IC RSS-Restricted Band
Pk - Peak detector
RMS - RMS detection

UL Verification Services Inc.
47173 Benicia Street, Fremont, CA 94538; USA. TEL:(510) 319-4000 FAX:(510) 661-0888
This report shall not be reproduced except in full, without the written approval of UL Verification Services Inc.

BANDEDGE (HIGH CHANNEL, CH 12)

HORIZONTAL RESULT

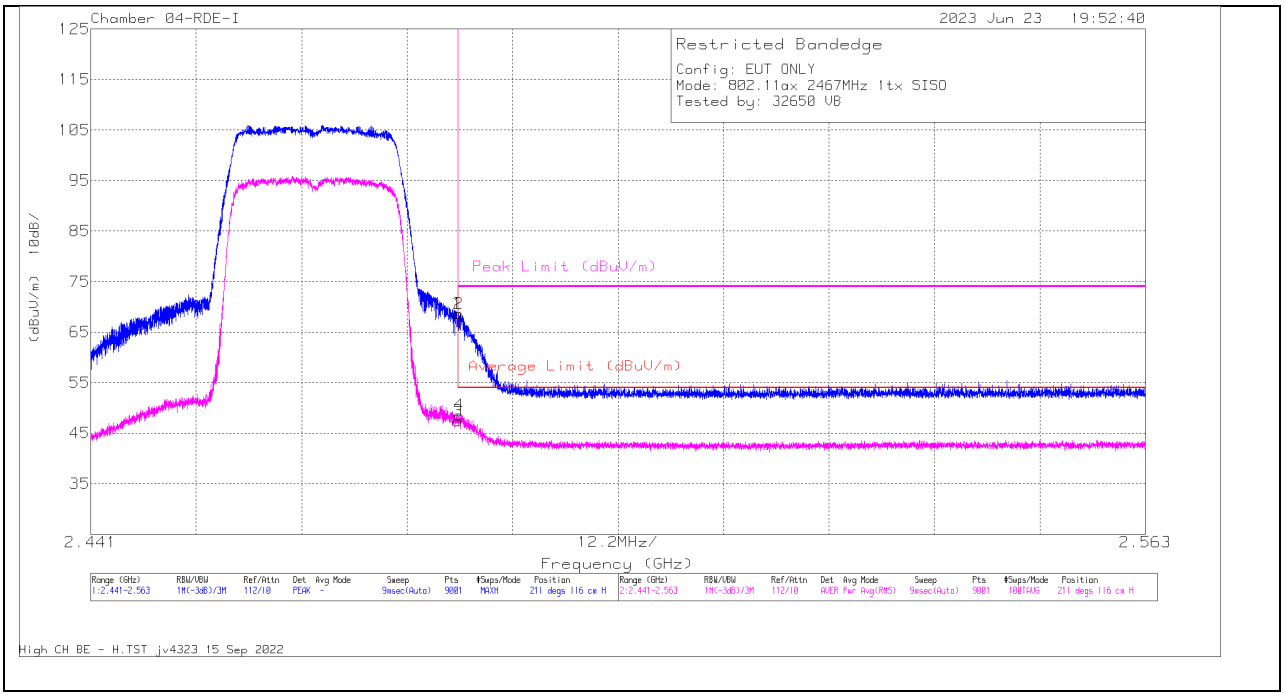

Marker	Frequency (GHz)	Meter Reading (dBuV)	Det	84797 ACF (dB) - 3mH	Cbl/Amp (dB)	DCCF (dB)	Corrected Reading (dBuV/m)	Average Limit (dBuV/m)	Margin (dB)	Peak Limit (dBuV/m)	PK Margin (dB)	Azimuth (Degs)	Height (cm)	Polarity
1	* 2.4835	56.88	Pk	32	-20.2	0	68.68	-	-	74	-5.32	211	116	H
2	* 2.483539	56.8	Pk	32	-20.1	0	68.7	-	-	74	-5.3	211	116	H
3	* 2.4835	35.11	RMS	32	-20.2	.53	47.44	54	-6.56	-	-	211	116	H
4	* 2.483607	36.09	RMS	32	-20.1	.53	48.52	54	-5.48	-	-	211	116	H

* - indicates frequency in CFR47 Pt 15 / IC RSS-Restricted Band
Pk - Peak detector
RMS - RMS detection

UL Verification Services Inc.
47173 Benicia Street, Fremont, CA 94538; USA. TEL:(510) 319-4000 FAX:(510) 661-0888
This report shall not be reproduced except in full, without the written approval of UL Verification Services Inc.

VERTICAL RESULT

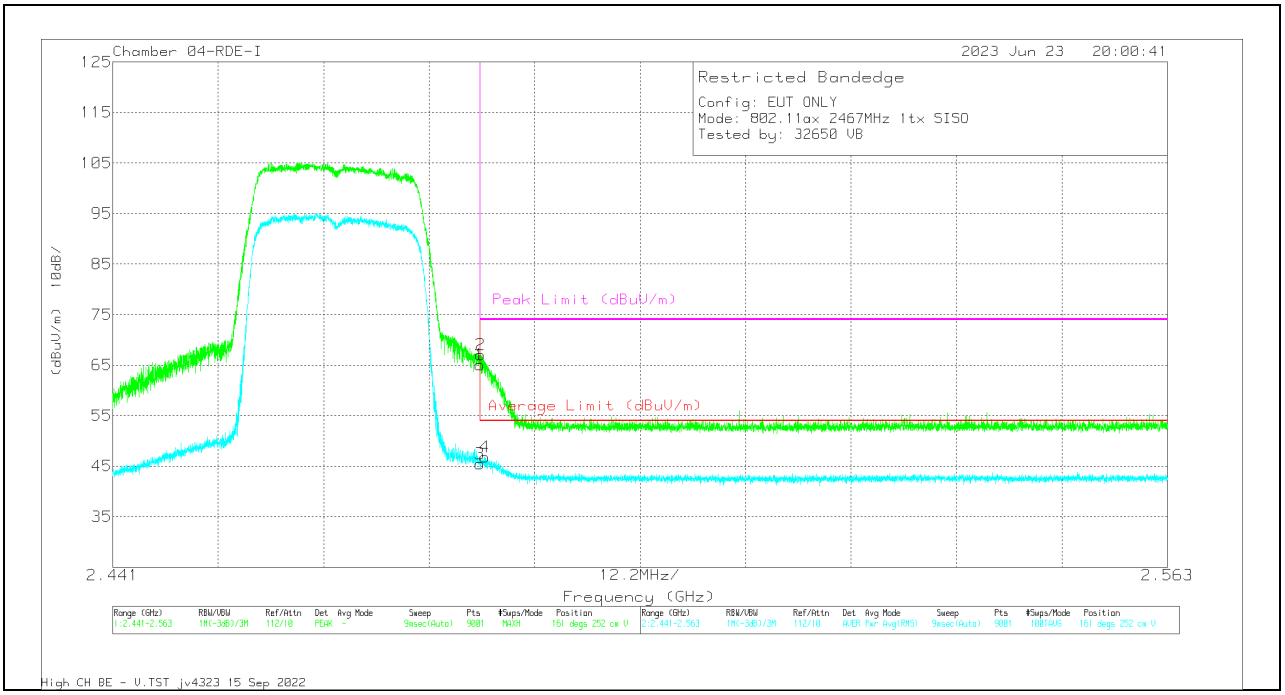

Marker	Frequency (GHz)	Meter Reading (dBuV)	Det	84797 ACF (dB) - 3mH	Cbl/Amp (dB)	DCCF (dB)	Corrected Reading (dBuV/m)	Average Limit (dBuV/m)	Margin (dB)	Peak Limit (dBuV/m)	PK Margin (dB)	Azimuth (Degs)	Height (cm)	Polarity
1	* 2.4835	53.26	Pk	32	-20.2	0	65.06	-	-	74	-8.94	161	252	V
2	* 2.483552	55.13	Pk	32	-20.1	0	67.03	-	-	74	-6.97	161	252	V
3	* 2.4835	33.1	RMS	32	-20.2	.53	45.43	54	-8.57	-	-	161	252	V
4	* 2.484081	34.33	RMS	32	-20.1	.53	46.76	54	-7.24	-	-	161	252	V

* - indicates frequency in CFR47 Pt 15 / IC RSS-Restricted Band
Pk - Peak detector
RMS - RMS detection

UL Verification Services Inc.
47173 Benicia Street, Fremont, CA 94538; USA. TEL:(510) 319-4000 FAX:(510) 661-0888
This report shall not be reproduced except in full, without the written approval of UL Verification Services Inc.

BANDEDGE (HIGH CHANNEL, CH 13)

HORIZONTAL RESULT

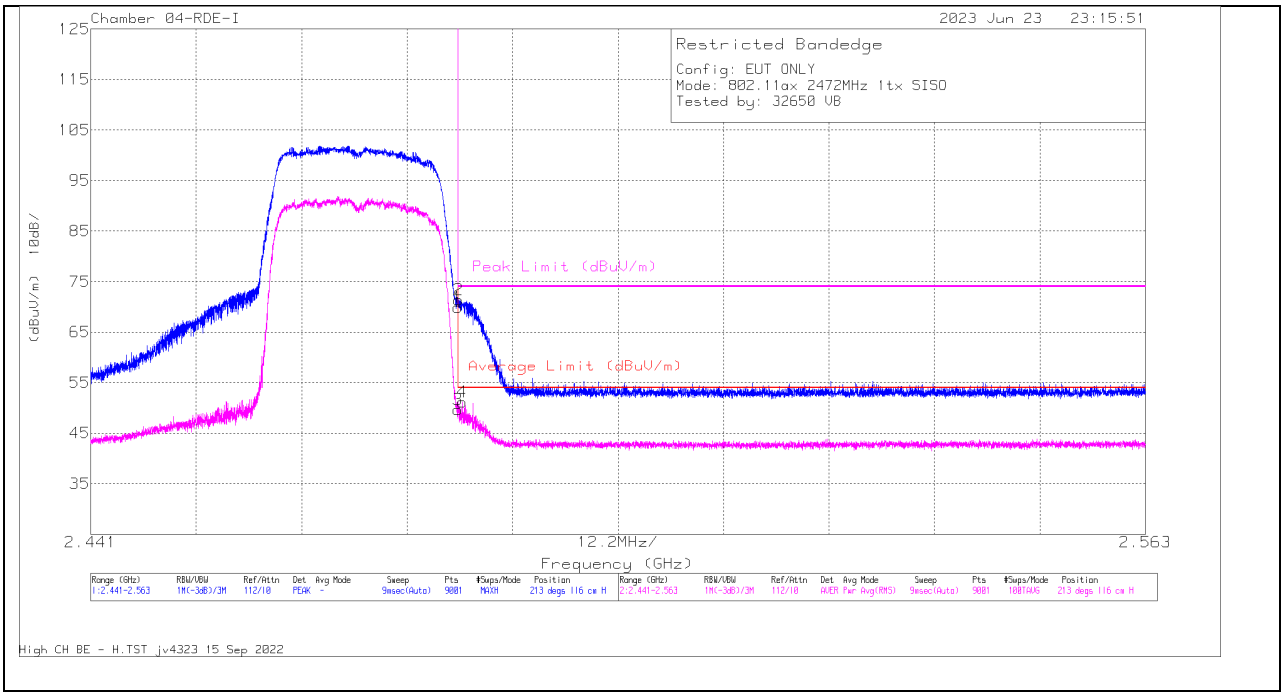

Marker	Frequency (GHz)	Meter Reading (dBuV)	Det	84797 ACF (dB) - 3mH	Cbl/Amp (dB)	DCCF (dB)	Corrected Reading (dBuV/m)	Average Limit (dBuV/m)	Margin (dB)	Peak Limit (dBuV/m)	PK Margin (dB)	Azimuth (Degs)	Height (cm)	Polarity
1	* 2.4835	58.15	Pk	32	-20.2	0	69.95	-	-	74	-4.05	213	116	H
2	* 2.483525	59.54	Pk	32	-20.1	0	71.44	-	-	74	-2.56	213	116	H
3	* 2.4835	37.27	RMS	32	-20.2	.53	49.60	54	-4.40	-	-	213	116	H
4	* 2.483959	38.76	RMS	32	-20.1	.53	51.19	54	-2.81	-	-	213	116	H

* - indicates frequency in CFR47 Pt 15 / IC RSS-Restricted Band
Pk - Peak detector
RMS - RMS detection

UL Verification Services Inc.
47173 Benicia Street, Fremont, CA 94538; USA. TEL:(510) 319-4000 FAX:(510) 661-0888
This report shall not be reproduced except in full, without the written approval of UL Verification Services Inc.

VERTICAL RESULT

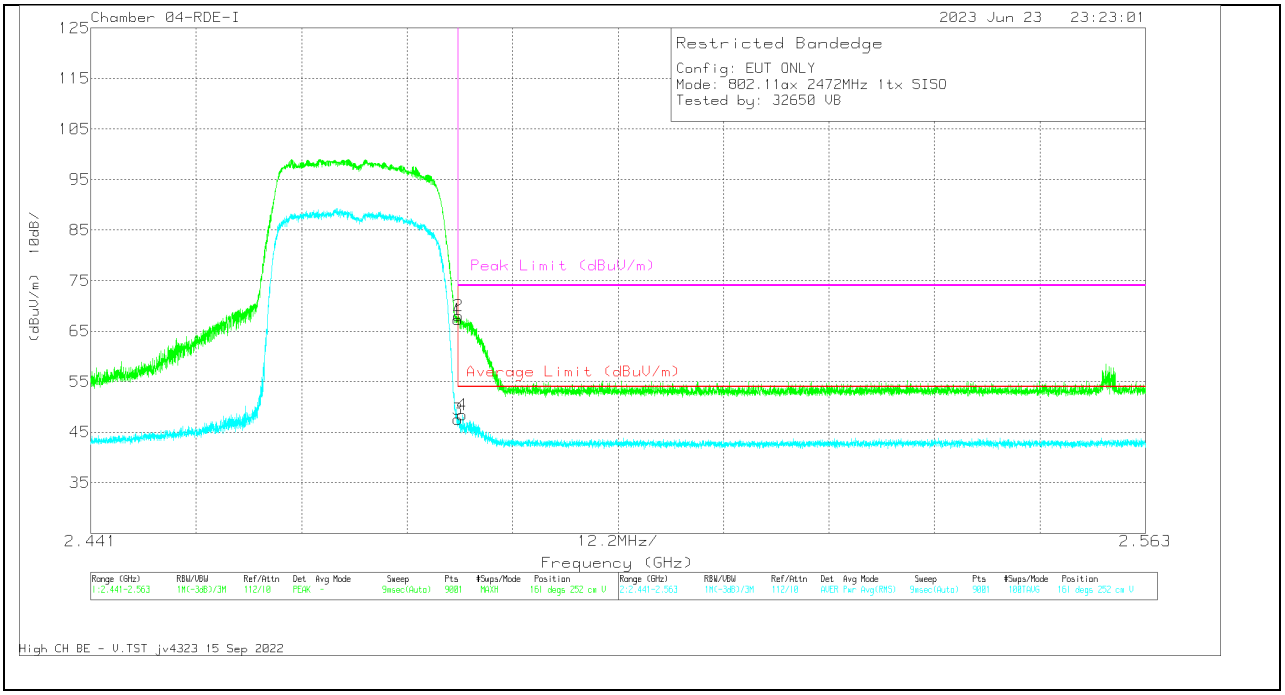

Marker	Frequency (GHz)	Meter Reading (dBuV)	Det	84797 ACF (dB) - 3mH	Cbl/Amp (dB)	DCCF (dB)	Corrected Reading (dBuV/m)	Average Limit (dBuV/m)	Margin (dB)	Peak Limit (dBuV/m)	PK Margin (dB)	Azimuth (Degs)	Height (cm)	Polarity
1	* 2.4835	55.5	Pk	32	-20.2	0	67.3	-	-	74	-6.7	161	252	V
2	* 2.483512	56.1	Pk	32	-20.1	0	68	-	-	74	-6	161	252	V
3	* 2.4835	35.18	RMS	32	-20.2	.53	47.51	54	-6.49	-	-	161	252	V
4	* 2.483973	35.97	RMS	32	-20.1	.53	48.40	54	-5.60	-	-	161	252	V

* - indicates frequency in CFR47 Pt 15 / IC RSS-Restricted Band
Pk - Peak detector
RMS - RMS detection

UL Verification Services Inc.
47173 Benicia Street, Fremont, CA 94538; USA. TEL:(510) 319-4000 FAX:(510) 661-0888
This report shall not be reproduced except in full, without the written approval of UL Verification Services Inc.

1TX ANT 3 MODE: SU

BANDEDGE (LOW CHANNEL, CH 1)

HORIZONTAL RESULT

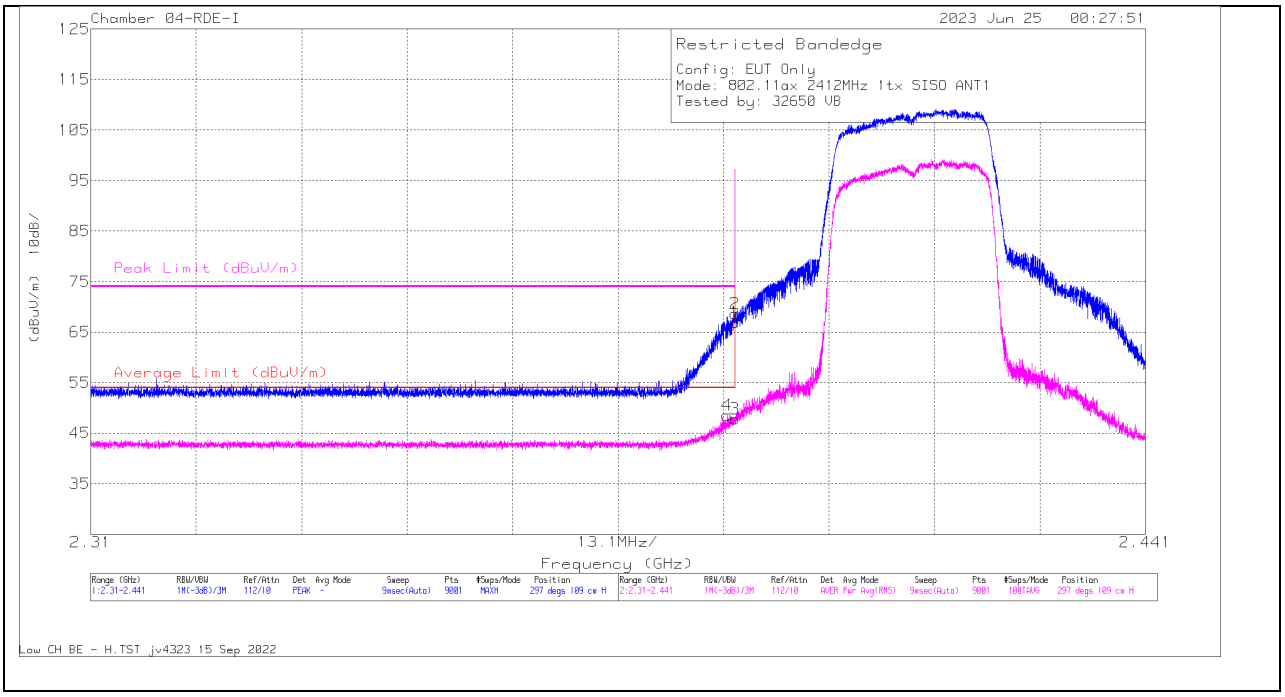

Marker	Frequency (GHz)	Meter Reading (dBuV)	Det	84797 ACF (dB) - 3mH	Cbl/Amp (dB)	DCCF (dB)	Corrected Reading (dBuV/m)	Average Limit (dBuV/m)	Margin (dB)	Peak Limit (dBuV/m)	PK Margin (dB)	Azimuth (Degs)	Height (cm)	Polarity
1	* 2.39	54.91	Pk	31.7	-19.7	0	66.91	-	-	74	-7.09	297	109	H
2	* 2.389985	56.72	Pk	31.7	-19.7	0	68.72	-	-	74	-5.28	297	109	H
3	* 2.39	35.31	RMS	31.7	-19.7	.53	47.84	54	-6.16	-	-	297	109	H
4	* 2.389039	36.02	RMS	31.7	-19.7	.53	48.55	54	-5.45	-	-	297	109	H

* - indicates frequency in CFR47 Pt 15 / IC RSS-Restricted Band
Pk - Peak detector
RMS - RMS detection

UL Verification Services Inc.
47173 Benicia Street, Fremont, CA 94538; USA. TEL:(510) 319-4000 FAX:(510) 661-0888
This report shall not be reproduced except in full, without the written approval of UL Verification Services Inc.

VERTICAL RESULT

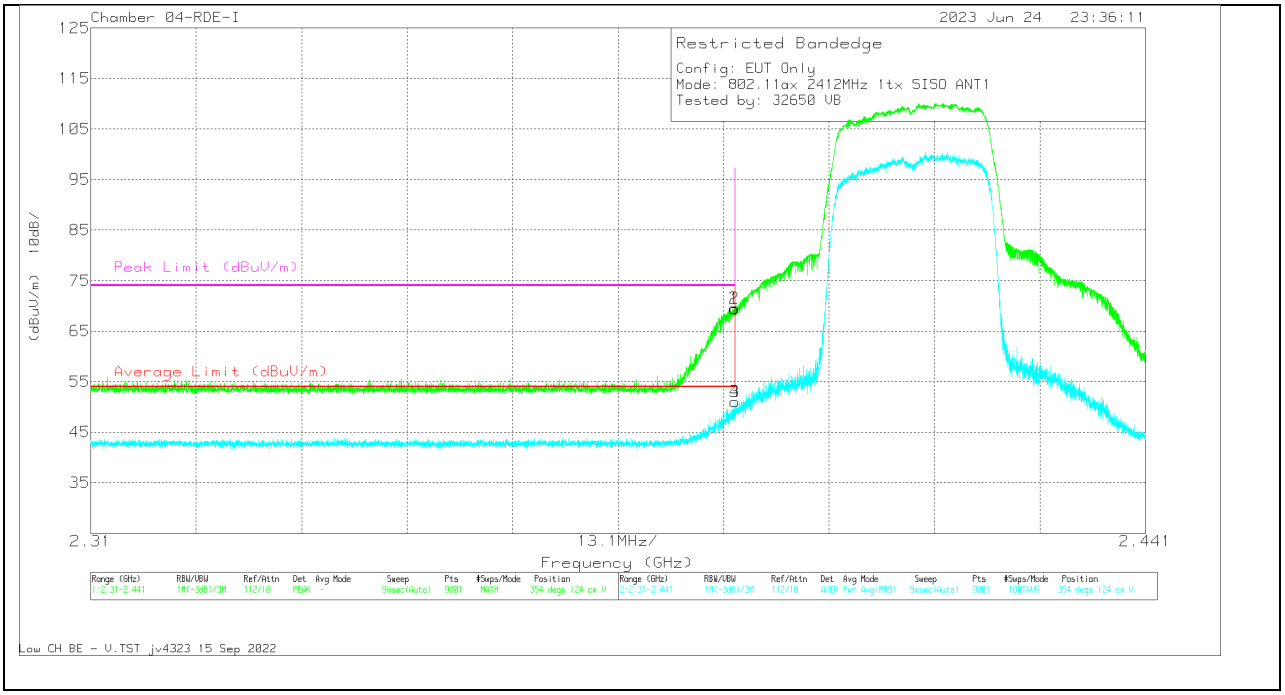

Marker	Frequency (GHz)	Meter Reading (dBuV)	Det	84797 ACF (dB) - 3mH	Cbl/Amp (dB)	DCCF (dB)	Corrected Reading (dBuV/m)	Average Limit (dBuV/m)	Margin (dB)	Peak Limit (dBuV/m)	PK Margin (dB)	Azimuth (Degs)	Height (cm)	Polarity
1	* 2.39	57.44	Pk	31.7	-19.7	0	69.44	-	-	74	-4.56	354	124	V
2	* 2.389942	57.48	Pk	31.7	-19.7	0	69.48	-	-	74	-4.52	354	124	V
3	* 2.39	38.45	RMS	31.7	-19.7	.53	50.98	54	-3.02	-	-	354	124	V
4	* 2.39	38.47	RMS	31.7	-19.7	.53	51.00	54	-3.00	-	-	354	124	V

* - indicates frequency in CFR47 Pt 15 / IC RSS-Restricted Band
Pk - Peak detector
RMS - RMS detection

UL Verification Services Inc.
47173 Benicia Street, Fremont, CA 94538; USA. TEL:(510) 319-4000 FAX:(510) 661-0888
This report shall not be reproduced except in full, without the written approval of UL Verification Services Inc.

BANDEDGE (LOW CHANNEL, CH 2)

HORIZONTAL RESULT

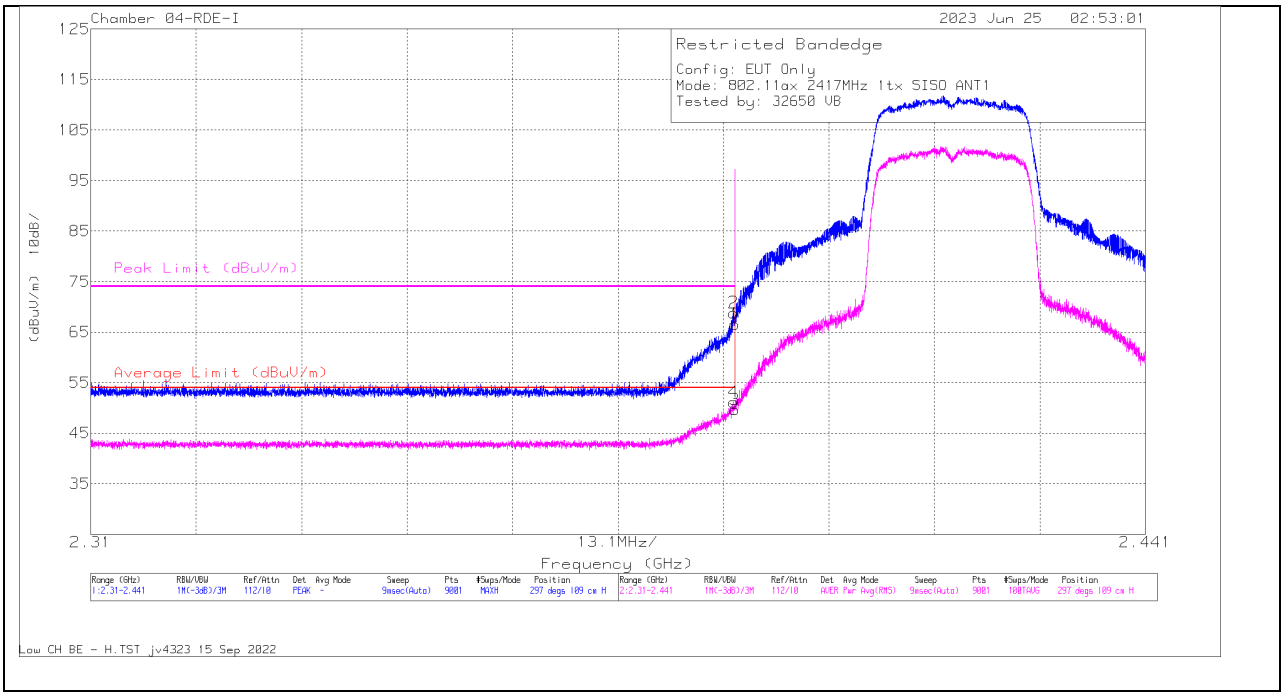

Marker	Frequency (GHz)	Meter Reading (dBuV)	Det	84797 ACF (dB) - 3mH	Cbl/Amp (dB)	DCCF (dB)	Corrected Reading (dBuV/m)	Average Limit (dBuV/m)	Margin (dB)	Peak Limit (dBuV/m)	PK Margin (dB)	Azimuth (Degs)	Height (cm)	Polarity
1	* 2.39	54.61	Pk	31.7	-19.7	0	66.61	-	-	74	-7.39	297	109	H
2	* 2.38984	56.85	Pk	31.7	-19.7	0	68.85	-	-	74	-5.15	297	109	H
3	* 2.39	37.14	RMS	31.7	-19.7	.53	49.67	54	-4.33	-	-	297	109	H
4	* 2.389869	38.65	RMS	31.7	-19.7	.53	51.18	54	-2.82	-	-	297	109	H

* - indicates frequency in CFR47 Pt 15 / IC RSS-Restricted Band
Pk - Peak detector
RMS - RMS detection

UL Verification Services Inc.
47173 Benicia Street, Fremont, CA 94538; USA. TEL:(510) 319-4000 FAX:(510) 661-0888
This report shall not be reproduced except in full, without the written approval of UL Verification Services Inc.

VERTICAL RESULT

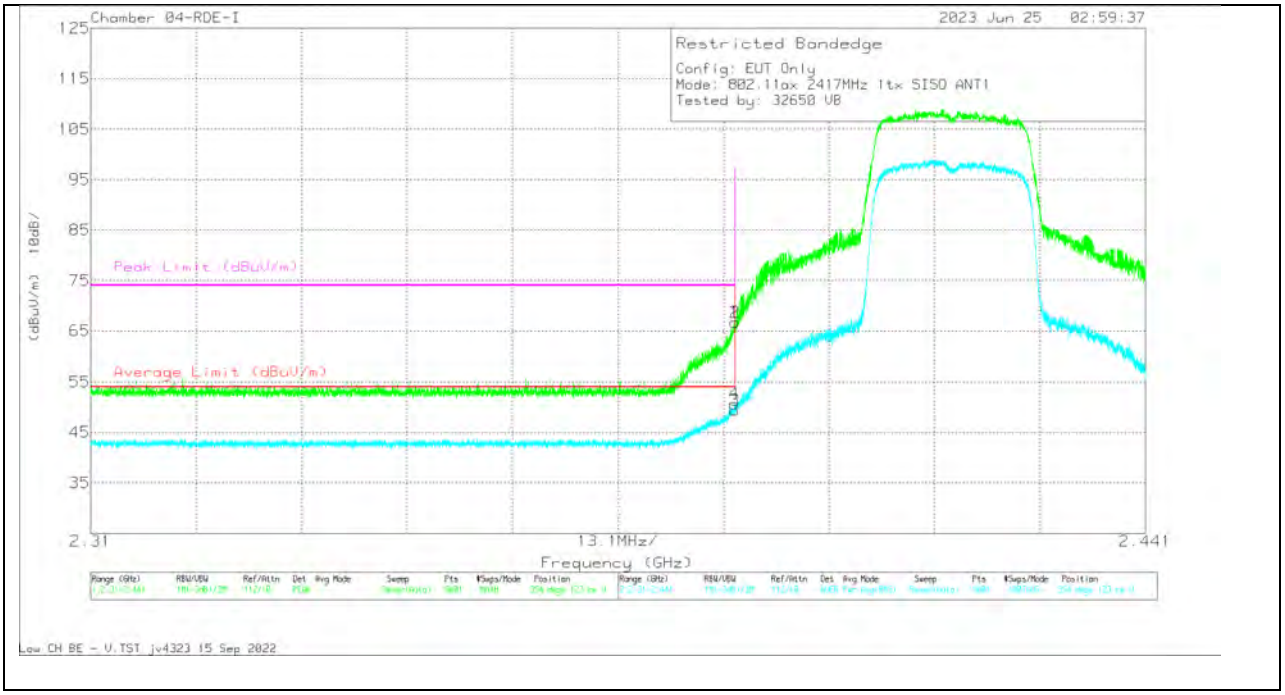

Marker	Frequency (GHz)	Meter Reading (dBuV)	Det	84797 ACF (dB) - 3mH	Cbl/Amp (dB)	DCCF (dB)	Corrected Reading (dBuV/m)	Average Limit (dBuV/m)	Margin (dB)	Peak Limit (dBuV/m)	PK Margin (dB)	Azimuth (Degs)	Height (cm)	Polarity
1	* 2.39	54.66	Pk	31.7	-19.7	0	66.66	-	-	74	-7.34	354	123	V
2	* 2.39	54.69	Pk	31.7	-19.7	0	66.69	-	-	74	-7.31	354	123	V
3	* 2.39	36.88	RMS	31.7	-19.7	.53	49.41	54	-4.59	-	-	354	123	V
4	* 2.389942	38.14	RMS	31.7	-19.7	.53	50.67	54	-3.33	-	-	354	123	V

* - indicates frequency in CFR47 Pt 15 / IC RSS-Restricted Band
Pk - Peak detector
RMS - RMS detection

UL Verification Services Inc.
47173 Benicia Street, Fremont, CA 94538; USA. TEL:(510) 319-4000 FAX:(510) 661-0888
This report shall not be reproduced except in full, without the written approval of UL Verification Services Inc.

BANDEDGE (LOW CHANNEL, CH 3)

HORIZONTAL RESULT

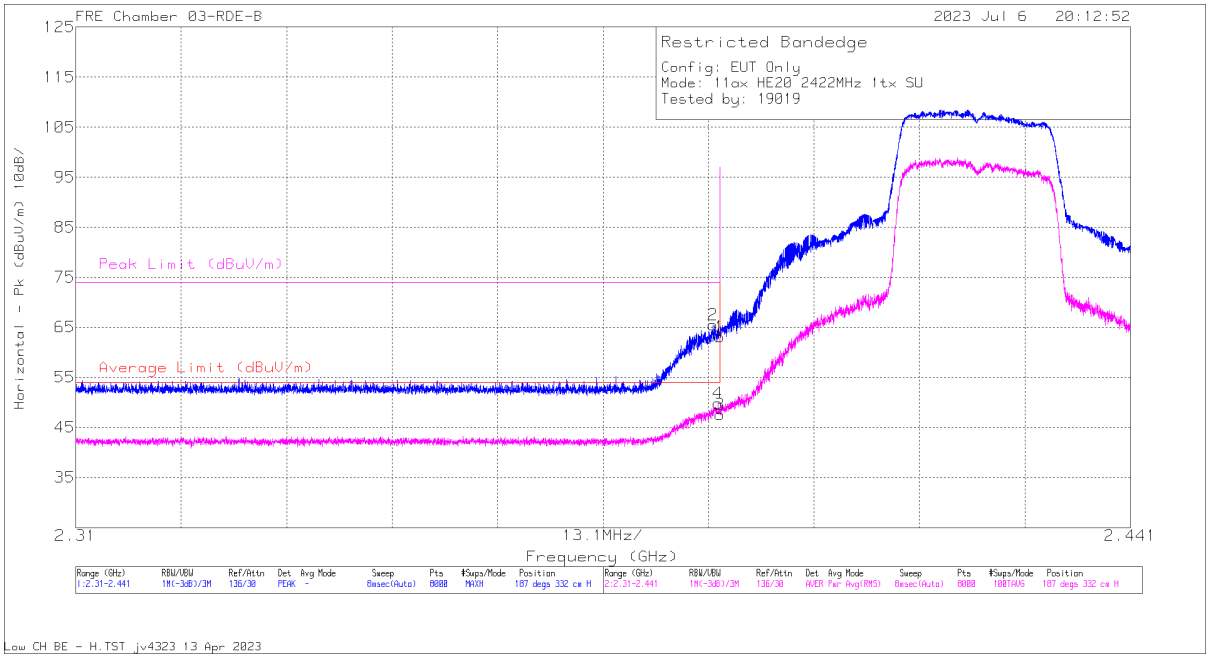

Trace Markers

Marker	Frequency (GHz)	Meter Reading (dBuV)	Det	230300 ACF (dB/m)	DCCF (dB)	Gain/Loss (dB)	Corrected Reading (dBuV/m)	Average Limit (dBuV/m)	Margin (dB)	Peak Limit (dBuV/m)	PK Margin (dB)	Azimuth (Degs)	Height (cm)	Polarity
1	* 2.39	72.12	Pk	32.2	0	-41.2	63.12	-	-	74	-10.88	187	332	H
2	* 2.389134	74.62	Pk	32.2	0	-41.29	65.53	-	-	74	-8.47	187	332	H
3	* 2.39	56.05	RMS	32.2	.53	-41.2	47.58	54	-6.42	-	-	187	332	H
4	* 2.389789	58.27	RMS	32.2	.53	-41.22	49.78	54	-4.22	-	-	187	332	H

* - indicates frequency in CFR47 Pt 15 / IC RSS-Restricted Band
Pk - Peak detector
RMS - RMS detection

UL Verification Services Inc.
47173 Benicia Street, Fremont, CA 94538; USA. TEL:(510) 319-4000 FAX:(510) 661-0888
This report shall not be reproduced except in full, without the written approval of UL Verification Services Inc.

VERTICAL RESULT

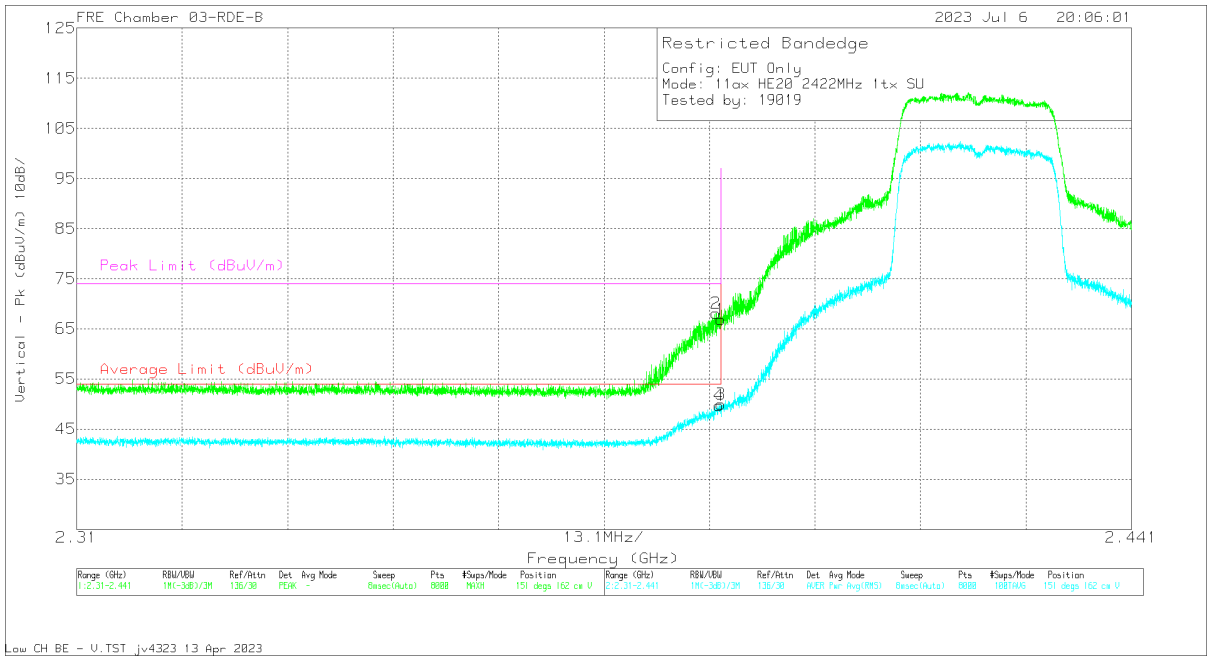

Trace Markers

Marker	Frequency (GHz)	Meter Reading (dBuV)	Det	230300 ACF (dB/m)	DCCF (dB)	Gain/Loss (dB)	Corrected Reading (dBuV/m)	Average Limit (dBuV/m)	Margin (dB)	Peak Limit (dBuV/m)	PK Margin (dB)	Azimuth (Degs)	Height (cm)	Polarity
1	* 2.39	75.88	Pk	32.2	0	-41.2	66.88	-	-	74	-7.12	151	162	V
2	* 2.389396	77.18	Pk	32.2	0	-41.26	68.12	-	-	74	-5.88	151	162	V
3	* 2.39	58.41	RMS	32.2	.53	-41.2	49.94	54	-4.06	-	-	151	162	V
4	* 2.389805	58.22	RMS	32.2	.53	-41.22	49.73	54	-4.27	-	-	151	162	V

* - indicates frequency in CFR47 Pt 15 / IC RSS-Restricted Band
Pk - Peak detector
RMS - RMS detection

UL Verification Services Inc.
47173 Benicia Street, Fremont, CA 94538; USA. TEL:(510) 319-4000 FAX:(510) 661-0888
This report shall not be reproduced except in full, without the written approval of UL Verification Services Inc.

BANDEDGE (HIGH CHANNEL, CH 9)

HORIZONTAL RESULT

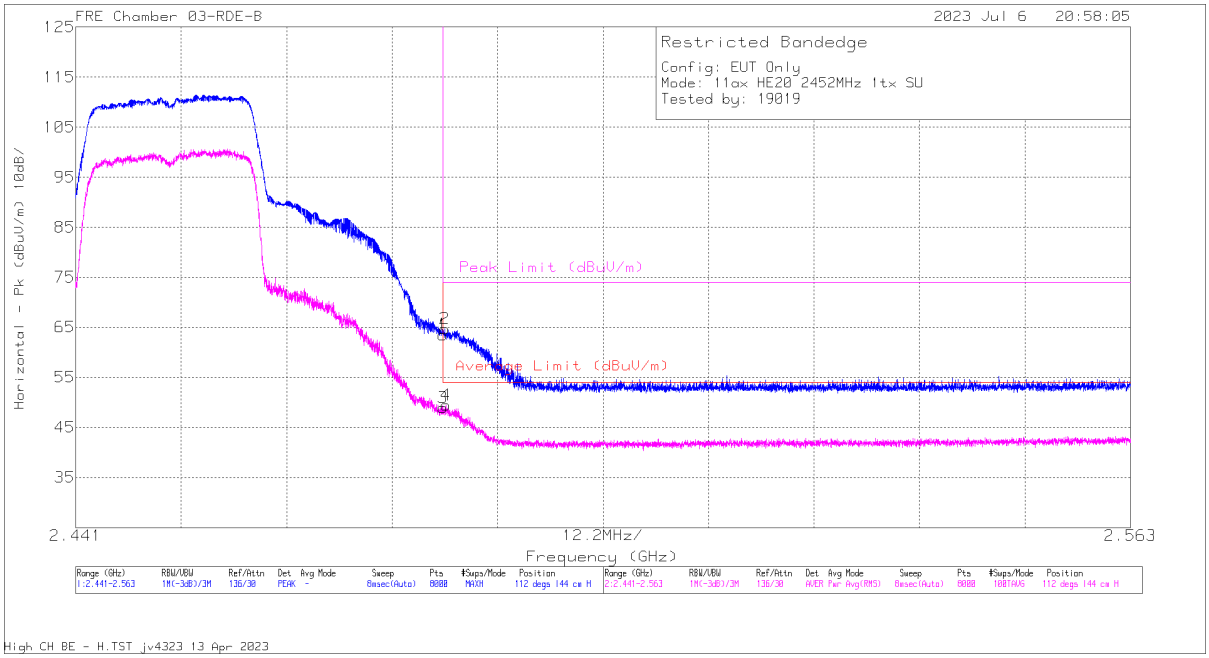

Trace Markers

Marker	Frequency (GHz)	Meter Reading (dBuV)	Det	230300 ACF (dB/m)	DCCF (dB)	Gain/Loss (dB)	Corrected Reading (dBuV/m)	Average Limit (dBuV/m)	Margin (dB)	Peak Limit (dBuV/m)	PK Margin (dB)	Azimuth (Degs)	Height (cm)	Polarity
1	* 2.4835	72.49	Pk	32.2	0	-41.15	63.54	-	-	74	-10.46	112	144	H
2	* 2.48369	73.62	Pk	32.2	0	-41.13	64.69	-	-	74	-9.31	112	144	H
3	* 2.4835	57.79	RMS	32.2	.53	-41.15	49.37	54	-4.63	-	-	112	144	H
4	* 2.483858	58.16	RMS	32.2	.53	-41.11	49.78	54	-4.22	-	-	112	144	H

* - indicates frequency in CFR47 Pt 15 / IC RSS-Restricted Band
Pk - Peak detector
RMS - RMS detection

UL Verification Services Inc.
47173 Benicia Street, Fremont, CA 94538; USA. TEL:(510) 319-4000 FAX:(510) 661-0888
This report shall not be reproduced except in full, without the written approval of UL Verification Services Inc.

VERTICAL RESULT

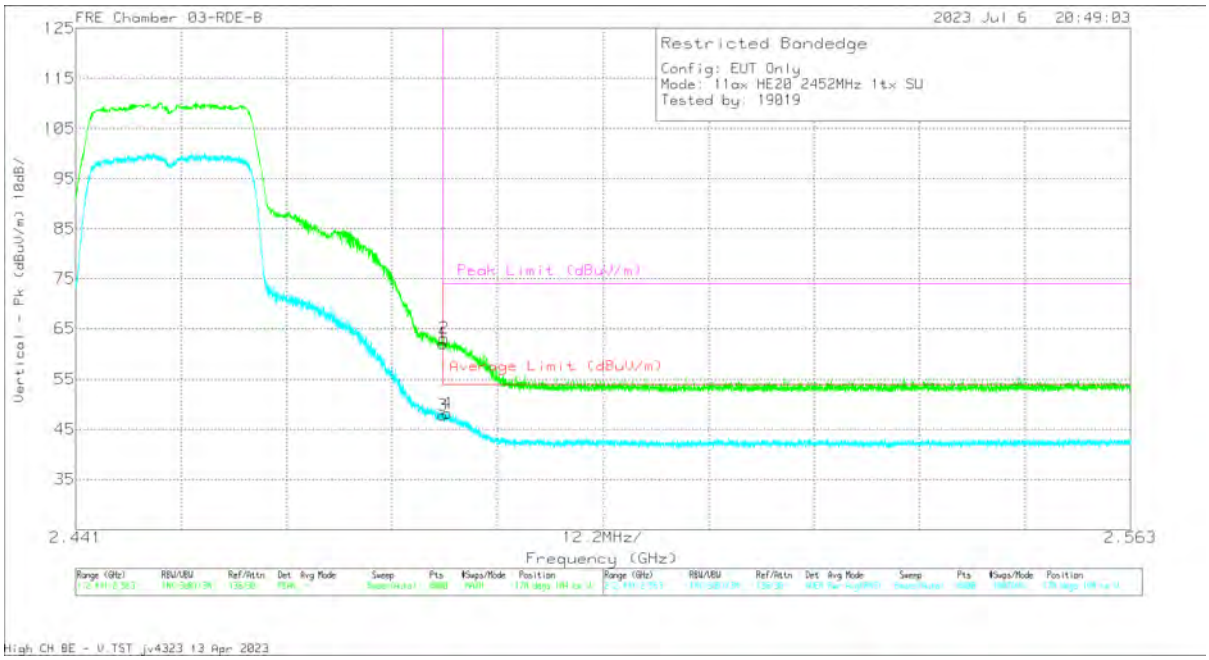

Trace Markers

Marker	Frequency (GHz)	Meter Reading (dBuV)	Det	230300 ACF (dB/m)	DCCF (dB)	Gain/Loss (dB)	Corrected Reading (dBuV/m)	Average Limit (dBuV/m)	Margin (dB)	Peak Limit (dBuV/m)	PK Margin (dB)	Azimuth (Degs)	Height (cm)	Polarity
1	* 2.4835	71.06	Pk	32.2	0	-41.15	62.11	-	-	74	-11.89	170	104	V
2	* 2.483645	72.02	Pk	32.2	0	-41.14	63.08	-	-	74	-10.92	170	104	V
3	* 2.4835	56.6	RMS	32.2	.53	-41.15	48.18	54	-5.82	-	-	170	104	V
4	* 2.483965	56.99	RMS	32.2	.53	-41.1	48.62	54	-5.38	-	-	170	104	V

* - indicates frequency in CFR47 Pt 15 / IC RSS-Restricted Band
Pk - Peak detector
RMS - RMS detection

UL Verification Services Inc.
47173 Benicia Street, Fremont, CA 94538; USA. TEL:(510) 319-4000 FAX:(510) 661-0888
This report shall not be reproduced except in full, without the written approval of UL Verification Services Inc.

BANDEDGE (HIGH CHANNEL, CH 10)

HORIZONTAL RESULT

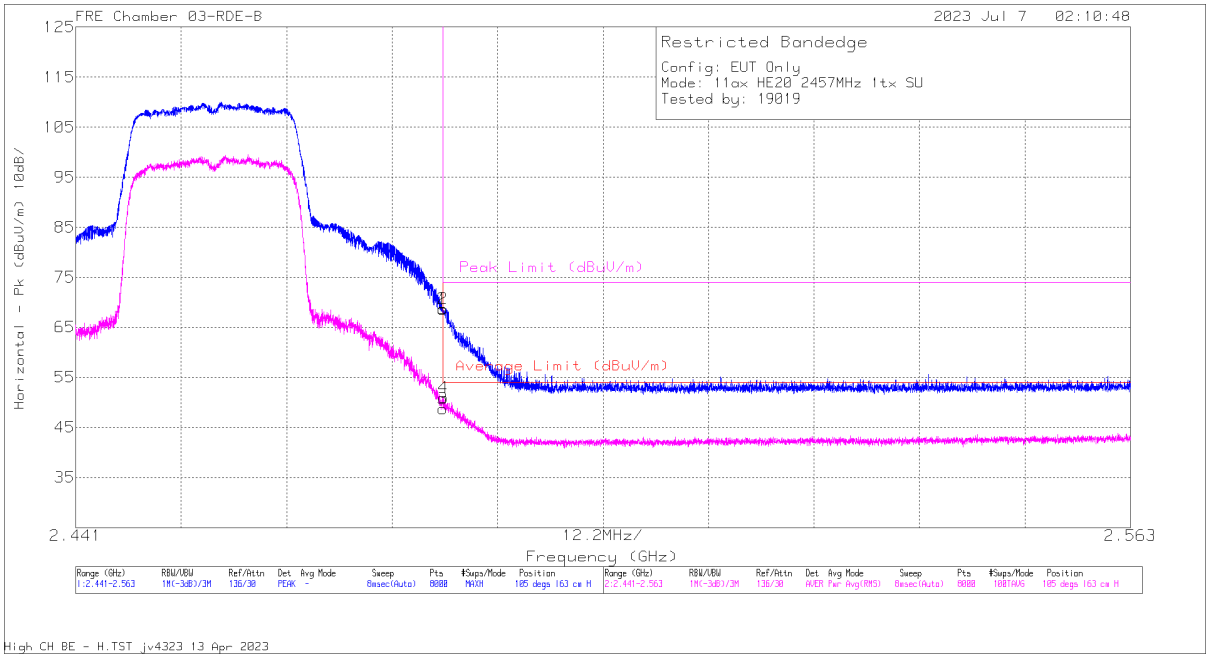

Marker	Frequency (GHz)	Meter Reading (dBuV)	Det	230300 ACF (dB/m)	DCCF (dB)	Gain/Loss (dB)	Corrected Reading (dBuV/m)	Average Limit (dBuV/m)	Margin (dB)	Peak Limit (dBuV/m)	PK Margin (dB)	Azimuth (Degs)	Height (cm)	Polarity
1	* 2.4835	77.54	Pk	32.2	0	-41.15	68.59	-	-	74	-5.41	105	163	H
2	* 2.483507	77.66	Pk	32.2	0	-41.15	68.71	-	-	74	-5.29	105	163	H
3	* 2.4835	57.14	RMS	32.2	.53	-41.15	48.72	54	-5.28	-	-	105	163	H
4	* 2.483568	59.38	RMS	32.2	.53	-41.14	50.97	54	-3.03	-	-	105	163	H

* - indicates frequency in CFR47 Pt 15 / IC RSS-Restricted Band
Pk - Peak detector
RMS - RMS detection

UL Verification Services Inc.
47173 Benicia Street, Fremont, CA 94538; USA. TEL:(510) 319-4000 FAX:(510) 661-0888
This report shall not be reproduced except in full, without the written approval of UL Verification Services Inc.

VERTICAL RESULT

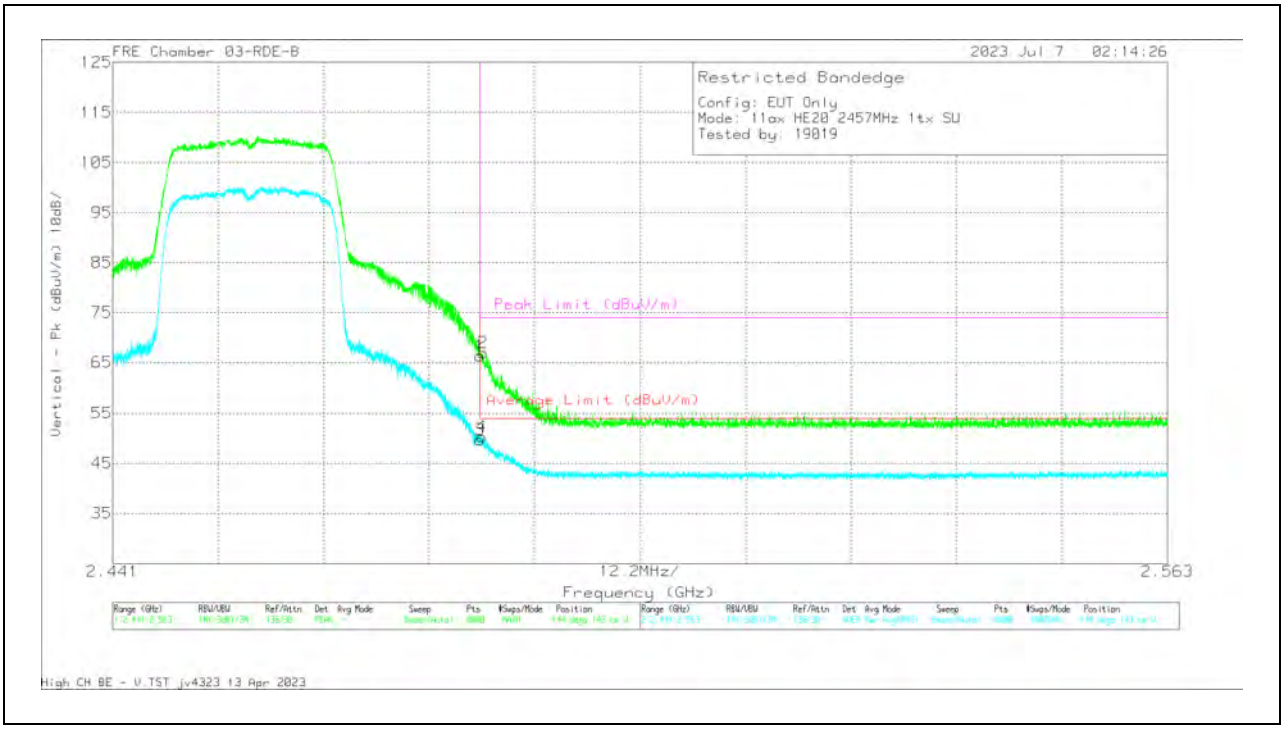

Marker	Frequency (GHz)	Meter Reading (dBuV)	Det	230300 ACF (dB/m)	DCCF (dB)	Gain/Loss (dB)	Corrected Reading (dBuV/m)	Average Limit (dBuV/m)	Margin (dB)	Peak Limit (dBuV/m)	PK Margin (dB)	Azimuth (Degs)	Height (cm)	Polarity
1	* 2.4835	75.28	Pk	32.2	0	-41.15	66.33	-	-	74	-7.67	144	143	V
2	* 2.483828	75.9	Pk	32.2	0	-41.12	66.98	-	-	74	-7.02	144	143	V
3	* 2.4835	58.14	RMS	32.2	.53	-41.15	49.72	54	-4.28	-	-	144	143	V
4	* 2.48369	58.7	RMS	32.2	.53	-41.13	50.30	54	-3.70	-	-	144	143	V

* - indicates frequency in CFR47 Pt 15 / IC RSS-Restricted Band
Pk - Peak detector
RMS - RMS detection

UL Verification Services Inc.
47173 Benicia Street, Fremont, CA 94538; USA. TEL:(510) 319-4000 FAX:(510) 661-0888
This report shall not be reproduced except in full, without the written approval of UL Verification Services Inc.

BANDEDGE (HIGH CHANNEL, CH 11)

HORIZONTAL RESULT

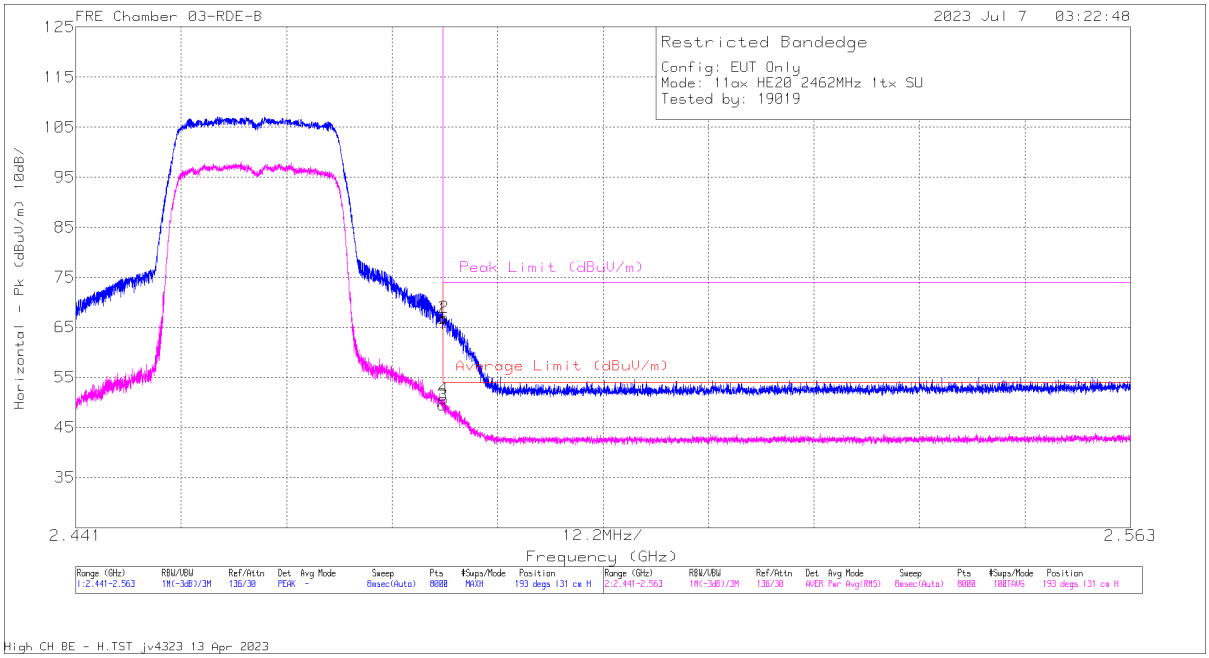

Marker	Frequency (GHz)	Meter Reading (dBuV)	Det	230300 ACF (dB/m)	DCCF (dB)	Gain/Loss (dB)	Corrected Reading (dBuV/m)	Average Limit (dBuV/m)	Margin (dB)	Peak Limit (dBuV/m)	PK Margin (dB)	Azimuth (Degs)	Height (cm)	Polarity
1	* 2.4835	75.64	Pk	32.2	0	-41.15	66.69	-	-	74	-7.31	193	131	H
2	* 2.483599	75.92	Pk	32.2	0	-41.14	66.98	-	-	74	-7.02	193	131	H
3	* 2.4835	57.9	RMS	32.2	.53	-41.15	49.48	54	-4.52	-	-	193	131	H
4	* 2.483538	59.13	RMS	32.2	.53	-41.15	50.71	54	-3.29	-	-	193	131	H

* - indicates frequency in CFR47 Pt 15 / IC RSS-Restricted Band
Pk - Peak detector
RMS - RMS detection

UL Verification Services Inc.
47173 Benicia Street, Fremont, CA 94538; USA. TEL:(510) 319-4000 FAX:(510) 661-0888
This report shall not be reproduced except in full, without the written approval of UL Verification Services Inc.

VERTICAL RESULT

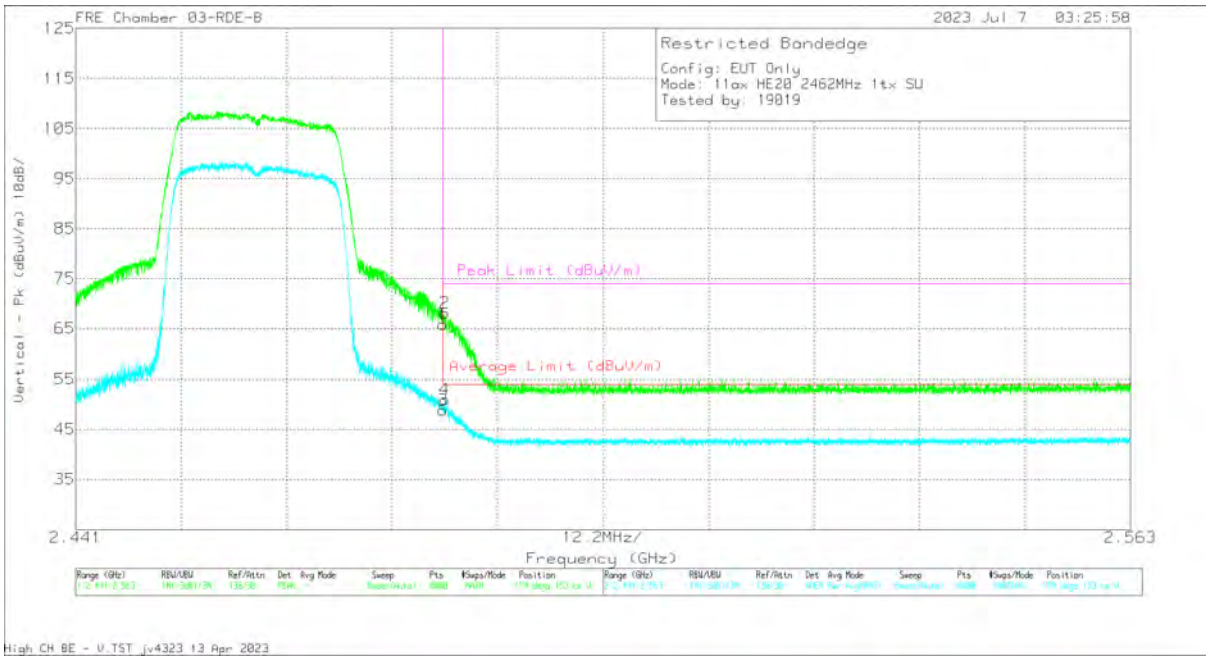

Marker	Frequency (GHz)	Meter Reading (dBuV)	Det	230300 ACF (dB/m)	DCCF (dB)	Gain/Loss (dB)	Corrected Reading (dBuV/m)	Average Limit (dBuV/m)	Margin (dB)	Peak Limit (dBuV/m)	PK Margin (dB)	Azimuth (Degs)	Height (cm)	Polarity
1	* 2.4835	74.84	Pk	32.2	0	-41.15	65.89	-	-	74	-8.11	159	153	V
2	* 2.48369	77.02	Pk	32.2	0	-41.13	68.09	-	-	74	-5.91	159	153	V
3	* 2.4835	57.23	RMS	32.2	.53	-41.15	48.81	54	-5.19	-	-	159	153	V
4	* 2.483675	59.31	RMS	32.2	.53	-41.13	50.91	54	-3.09	-	-	159	153	V

* - indicates frequency in CFR47 Pt 15 / IC RSS-Restricted Band
Pk - Peak detector
RMS - RMS detection

UL Verification Services Inc.
47173 Benicia Street, Fremont, CA 94538; USA. TEL:(510) 319-4000 FAX:(510) 661-0888
This report shall not be reproduced except in full, without the written approval of UL Verification Services Inc.

BANDEDGE (HIGH CHANNEL, CH 12)

HORIZONTAL RESULT

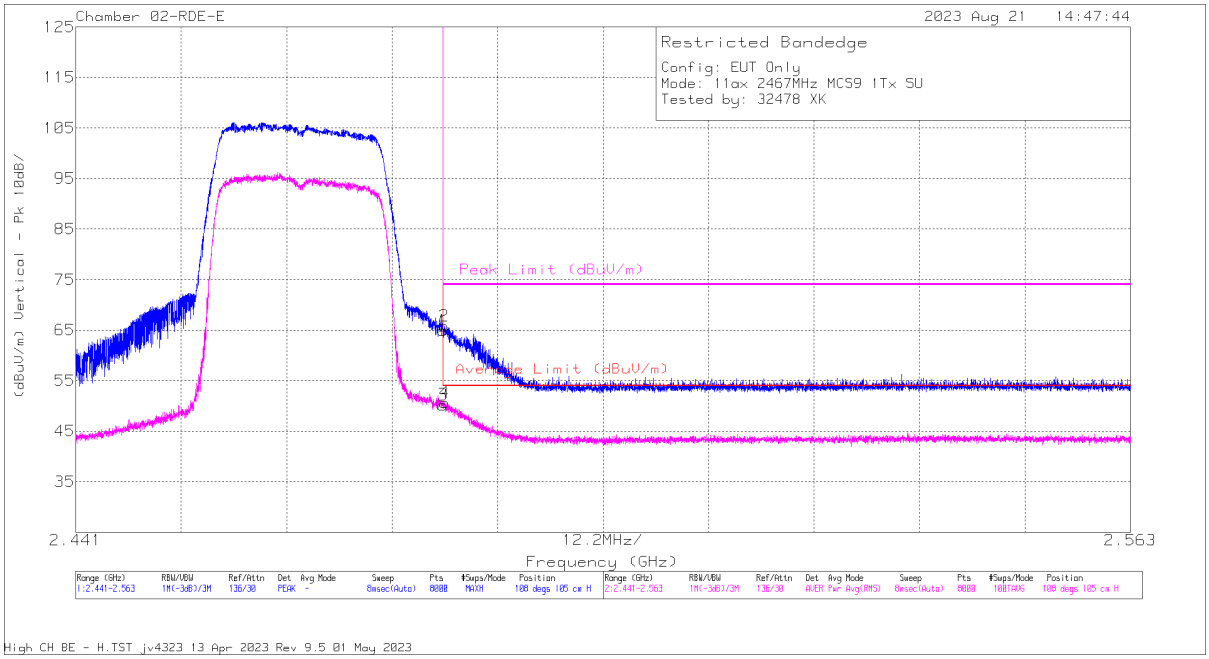

Marker	Frequency (GHz)	Meter Reading (dBuV)	Det	206807 ACF (dB/m)	DCCF (dB)	Gain/Loss (dB)	Corrected Reading (dBuV/m)	Average Limit (dBuV/m)	Margin (dB)	Peak Limit (dBuV/m)	PK Margin (dB)	Azimuth (Degs)	Height (cm)	Polarity
1	* 2.4835	71.75	Pk	32.3	0	-39.16	64.89	-	-	74	-9.11	108	105	H
3	* 2.4835	56.54	RMS	32.3	.53	-39.16	50.21	54	-3.79	-	-	108	105	H
2	* 2.483599	72.62	Pk	32.3	0	-39.15	65.77	-	-	74	-8.23	108	105	H
4	* 2.48366	56.99	RMS	32.3	.53	-39.15	50.67	54	-3.33	-	-	108	105	H

* - indicates frequency in CFR47 Pt 15 / IC RSS-Restricted Band
Pk - Peak detector
RMS - RMS detection

UL Verification Services Inc.
47173 Benicia Street, Fremont, CA 94538; USA. TEL:(510) 319-4000 FAX:(510) 661-0888
This report shall not be reproduced except in full, without the written approval of UL Verification Services Inc.

VERTICAL RESULT

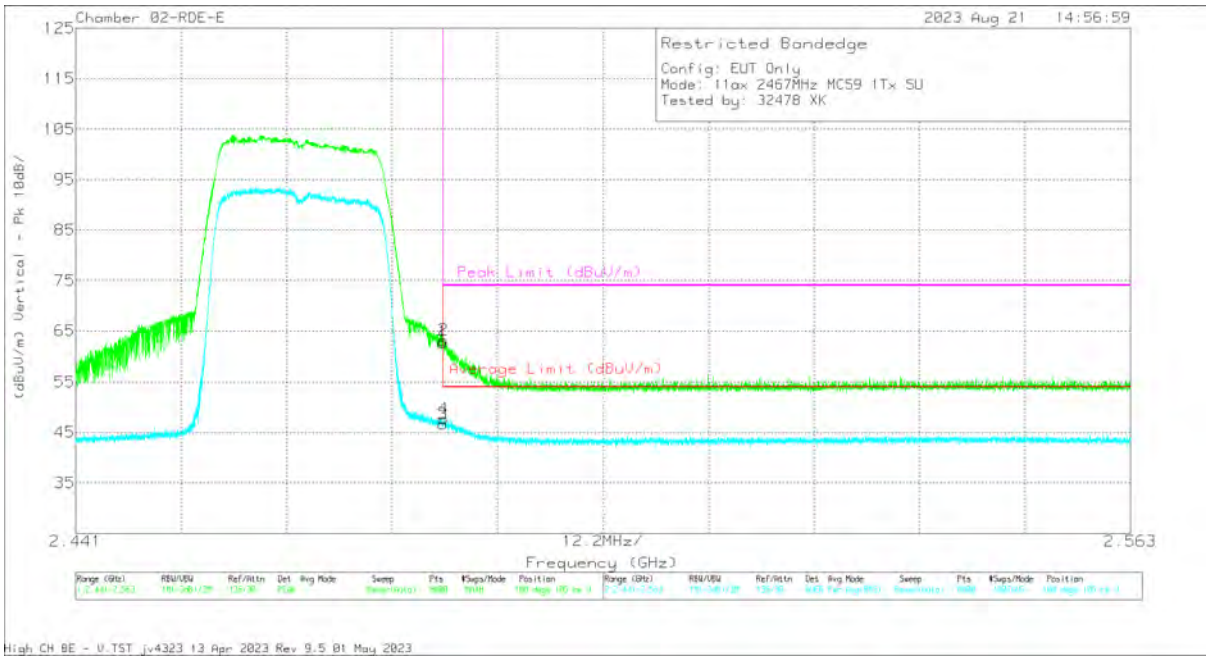

Marker	Frequency (GHz)	Meter Reading (dBuV)	Det	206807 ACF (dB/m)	DCCF (dB)	Gain/Loss (dB)	Corrected Reading (dBuV/m)	Average Limit (dBuV/m)	Margin (dB)	Peak Limit (dBuV/m)	PK Margin (dB)	Azimuth (Degs)	Height (cm)	Polarity
1	* 2.4835	69.72	Pk	32.3	0	-39.16	62.86	-	-	74	-11.14	108	105	V
2	* 2.483538	70.04	Pk	32.3	0	-39.15	63.19	-	-	74	-10.81	108	105	V
3	* 2.4835	52.96	RMS	32.3	.53	-39.16	46.63	54	-7.37	-	-	108	105	V
4	* 2.483553	53.99	RMS	32.3	.53	-39.15	47.67	54	-6.33	-	-	108	105	V

* - indicates frequency in CFR47 Pt 15 / IC RSS-Restricted Band
Pk - Peak detector
RMS - RMS detection

UL Verification Services Inc.
47173 Benicia Street, Fremont, CA 94538; USA. TEL:(510) 319-4000 FAX:(510) 661-0888
This report shall not be reproduced except in full, without the written approval of UL Verification Services Inc.

BANDEDGE (HIGH CHANNEL, CH 13)

HORIZONTAL RESULT

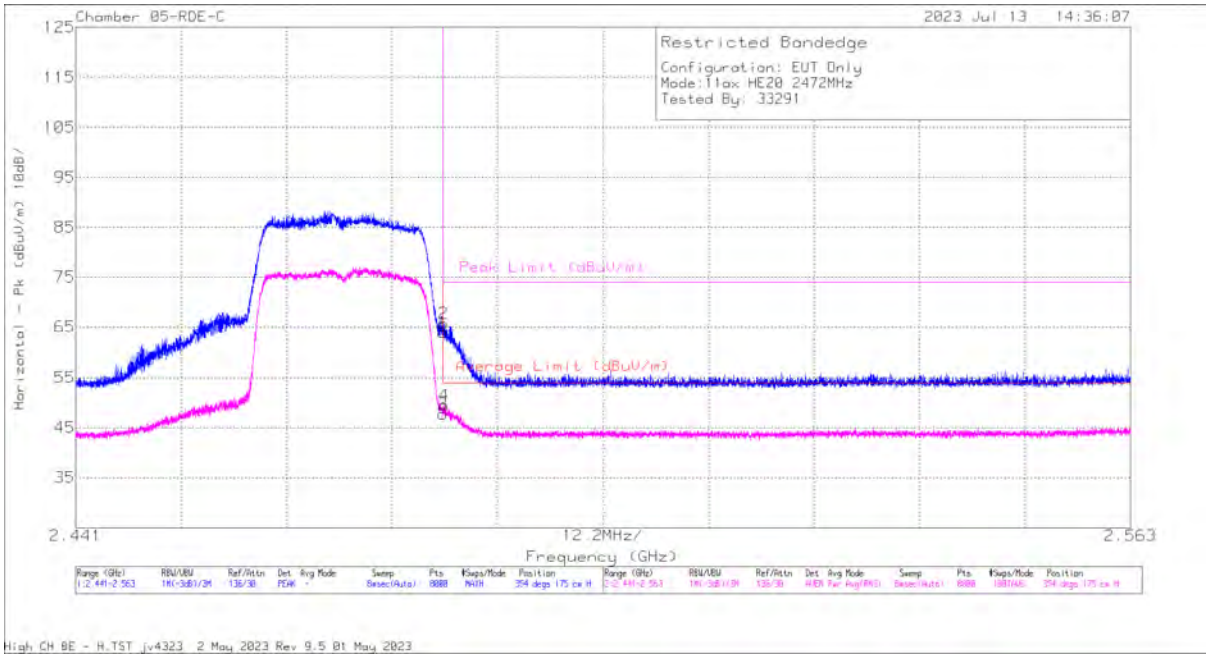

Marker	Frequency (GHz)	Meter Reading (dBuV)	Det	81887 ACF (dB) 3mH	DCCF (dB)	Gain/Loss (dB)	Corrected Reading (dBuV/m)	Average Limit (dBuV/m)	Margin (dB)	Peak Limit (dBuV/m)	PK Margin (dB)	Azimuth (Degs)	Height (cm)	Polarity
1	2.4835	71.96	Pk	32.4	0	-40.35	64.01	-	-	74	-9.99	354	175	H
3	2.4835	55.15	RMS	32.4	.53	-40.35	47.73	54	-6.27	-	-	354	175	H
2	2.483568	73.63	Pk	32.4	0	-40.35	65.68	-	-	74	-8.32	354	175	H
4	2.483599	56.87	RMS	32.4	.53	-40.35	49.45	54	-4.55	-	-	354	175	H

Pk - Peak detector
RMS - RMS detection

UL Verification Services Inc.
47173 Benicia Street, Fremont, CA 94538; USA. TEL:(510) 319-4000 FAX:(510) 661-0888
This report shall not be reproduced except in full, without the written approval of UL Verification Services Inc.

VERTICAL RESULT

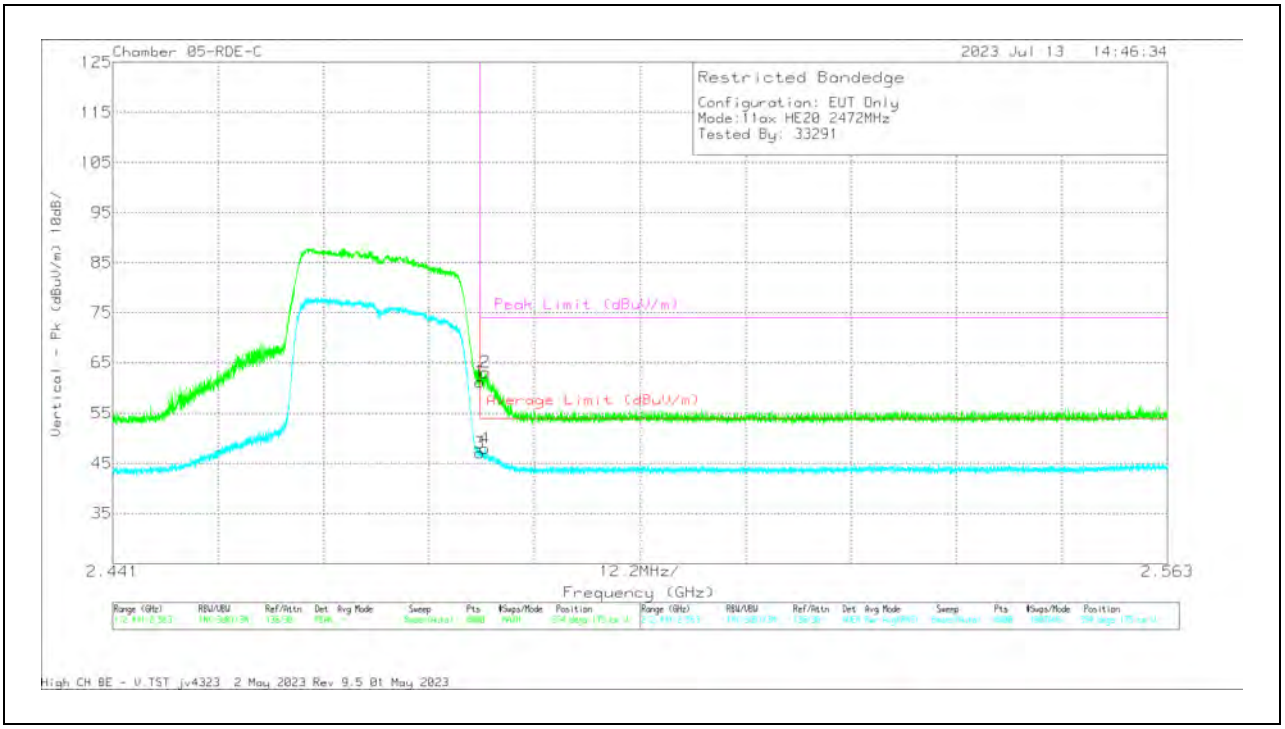

Marker	Frequency (GHz)	Meter Reading (dBuV)	Det	81887 ACF (dB) 3mH	DCCF (dB)	Gain/Loss (dB)	Corrected Reading (dBuV/m)	Average Limit (dBuV/m)	Margin (dB)	Peak Limit (dBuV/m)	PK Margin (dB)	Azimuth (Degs)	Height (cm)	Polarity
1	2.4835	69.15	Pk	32.4	0	-40.35	61.2	-	-	74	-12.8	354	175	V
3	2.4835	54.45	RMS	32.4	.53	-40.35	47.03	54	-6.97	-	-	354	175	V
4	2.484026	55.38	RMS	32.4	.53	-40.36	47.95	54	-6.05	-	-	354	175	V
2	2.484148	71.09	Pk	32.4	0	-40.33	63.16	-	-	74	-10.84	354	175	V

Pk - Peak detector
RMS - RMS detection

UL Verification Services Inc.
47173 Benicia Street, Fremont, CA 94538; USA. TEL:(510) 319-4000 FAX:(510) 661-0888
This report shall not be reproduced except in full, without the written approval of UL Verification Services Inc.

1TX ANT 3 MODE: 26-Tones, RU Index 0

BANDEDGE (LOW CHANNEL, CH 1)

HORIZONTAL RESULT

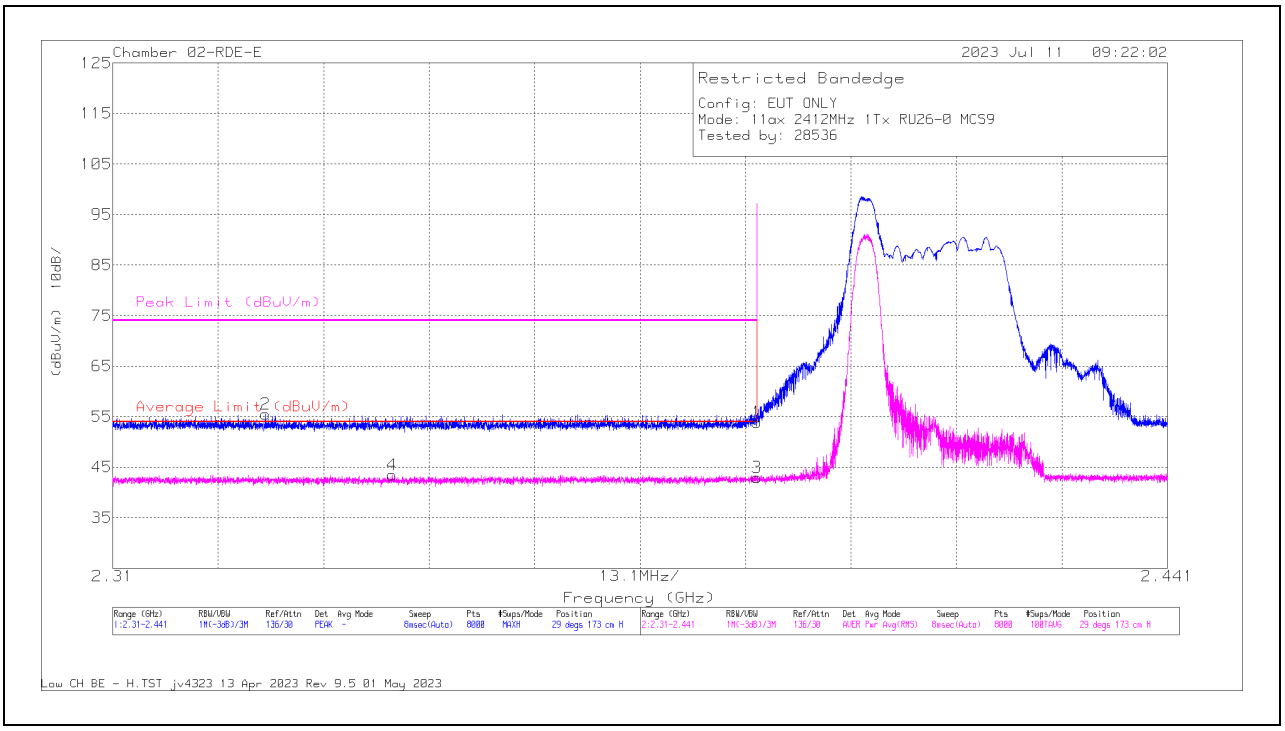

Marker	Frequency (GHz)	Meter Reading (dBuV)	Det	206807 ACF (dB/m)	DCCF (dB)	Gain/Loss (dB)	Corrected Reading (dBuV/m)	Average Limit (dBuV/m)	Margin (dB)	Peak Limit (dBuV/m)	PK Margin (dB)	Azimuth (Degs)	Height (cm)	Polarity
1	* 2.39	60.89	Pk	32.3	0	-39.27	53.92	-	-	74	-20.08	29	173	H
2	* 2.328948	62.69	Pk	32.1	0	-39.31	55.48	-	-	74	-18.52	29	173	H
3	* 2.39	49.97	RMS	32.3	0.39	-39.27	43.39	54	-10.61	-	-	29	173	H
4	* 2.344686	50.66	RMS	32.1	0.39	-39.29	43.86	54	-10.14	-	-	29	173	H

* - indicates frequency in CFR47 Pt 15 / IC RSS-Restricted Band
Pk - Peak detector
RMS - RMS detection

UL Verification Services Inc.
47173 Benicia Street, Fremont, CA 94538; USA. TEL:(510) 319-4000 FAX:(510) 661-0888
This report shall not be reproduced except in full, without the written approval of UL Verification Services Inc.

VERTICAL RESULT

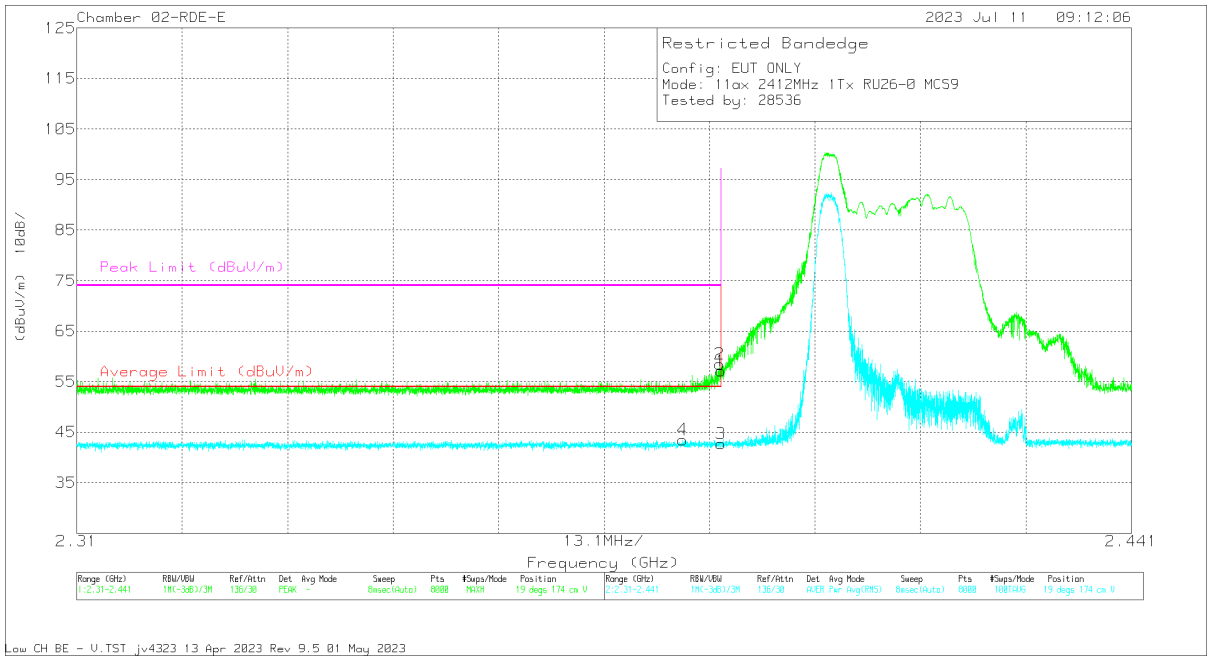

Marker	Frequency (GHz)	Meter Reading (dBuV)	Det	206807 ACF (dB/m)	DCCF (dB)	Gain/Loss (dB)	Corrected Reading (dBuV/m)	Average Limit (dBuV/m)	Margin (dB)	Peak Limit (dBuV/m)	PK Margin (dB)	Azimuth (Degs)	Height (cm)	Polarity
1	* 2.39	64.11	Pk	32.3	0	-39.27	57.14	-	-	74	-16.86	19	174	V
2	* 2.389854	65.43	Pk	32.3	0	-39.27	58.46	-	-	74	-15.54	19	174	V
3	* 2.39	49.74	RMS	32.3	0.39	-39.27	43.16	54	-10.84	-	-	19	174	V
4	* 2.385285	50.51	RMS	32.3	0.39	-39.29	43.91	54	-10.09	-	-	19	174	V

* - indicates frequency in CFR47 Pt 15 / IC RSS-Restricted Band
Pk - Peak detector
RMS - RMS detection

UL Verification Services Inc.
47173 Benicia Street, Fremont, CA 94538; USA. TEL:(510) 319-4000 FAX:(510) 661-0888
This report shall not be reproduced except in full, without the written approval of UL Verification Services Inc.

BANDEDGE (LOW CHANNEL, CH 2)

HORIZONTAL RESULT

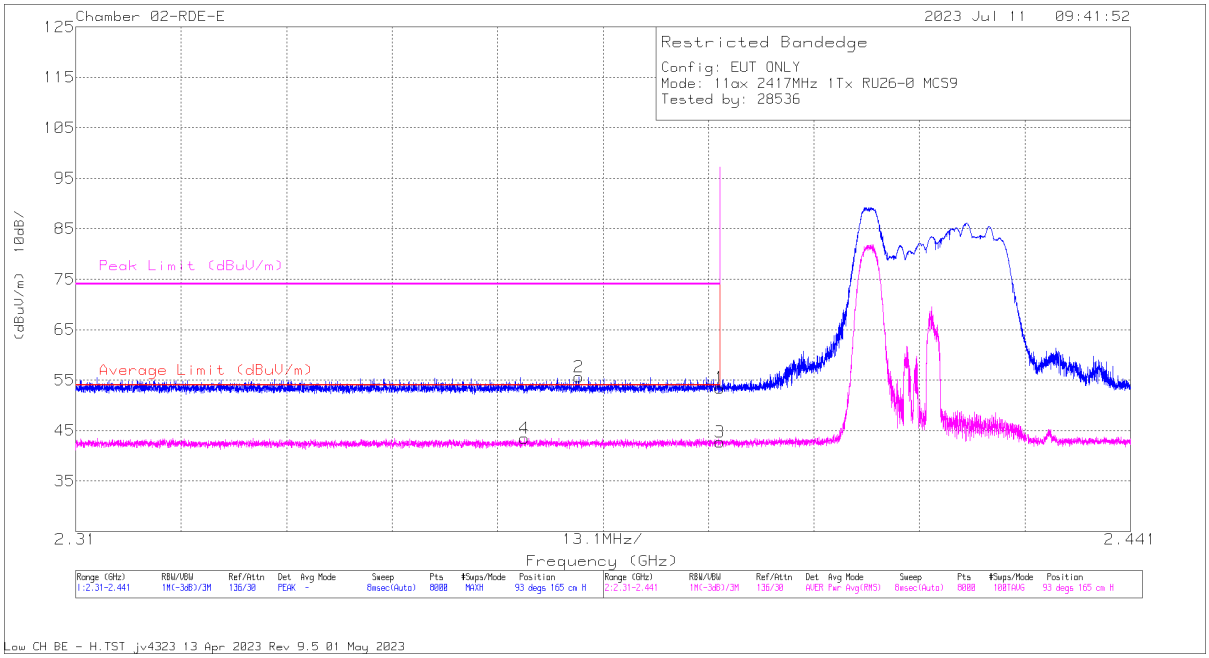

Marker	Frequency (GHz)	Meter Reading (dBuV)	Det	206807 ACF (dB/m)	DCCF (dB)	Gain/Loss (dB)	Corrected Reading (dBuV/m)	Average Limit (dBuV/m)	Margin (dB)	Peak Limit (dBuV/m)	PK Margin (dB)	Azimuth (Degs)	Height (cm)	Polarity
1	* 2.39	60.42	Pk	32.3	0	-39.27	53.45	-	-	74	-20.55	93	165	H
2	* 2.372511	62.79	Pk	32.2	0	-39.32	55.67	-	-	74	-18.33	93	165	H
3	* 2.39	49.64	RMS	32.3	0.39	-39.27	43.06	54	-10.94	-	-	93	165	H
4	* 2.365747	50.61	RMS	32.2	0.39	-39.31	43.89	54	-10.11	-	-	93	165	H

* - indicates frequency in CFR47 Pt 15 / IC RSS-Restricted Band
Pk - Peak detector
RMS - RMS detection

UL Verification Services Inc.
47173 Benicia Street, Fremont, CA 94538; USA. TEL:(510) 319-4000 FAX:(510) 661-0888
This report shall not be reproduced except in full, without the written approval of UL Verification Services Inc.

VERTICAL RESULT

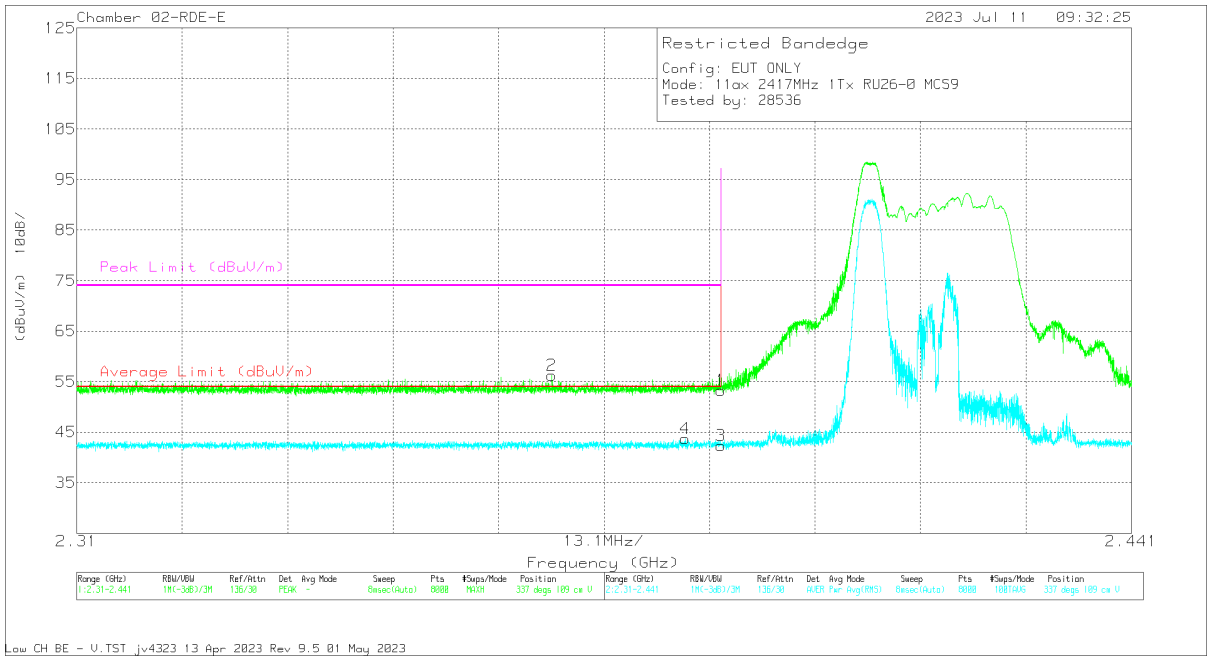

Marker	Frequency (GHz)	Meter Reading (dBuV)	Det	206807 ACF (dB/m)	DCCF (dB)	Gain/Loss (dB)	Corrected Reading (dBuV/m)	Average Limit (dBuV/m)	Margin (dB)	Peak Limit (dBuV/m)	PK Margin (dB)	Azimuth (Degs)	Height (cm)	Polarity
1	* 2.39	60.21	Pk	32.3	0	-39.27	53.24	-	-	74	-20.76	337	109	V
2	* 2.369023	63.39	Pk	32.2	0	-39.31	56.28	-	-	74	-17.72	337	109	V
3	* 2.39	49.3	RMS	32.3	0.39	-39.27	42.72	54	-11.28	-	-	337	109	V
4	* 2.38558	50.72	RMS	32.3	0.39	-39.29	44.12	54	-9.88	-	-	337	109	V

* - indicates frequency in CFR47 Pt 15 / IC RSS-Restricted Band
Pk - Peak detector
RMS - RMS detection

UL Verification Services Inc.
47173 Benicia Street, Fremont, CA 94538; USA. TEL:(510) 319-4000 FAX:(510) 661-0888
This report shall not be reproduced except in full, without the written approval of UL Verification Services Inc.

BANDEDGE (LOW CHANNEL, CH 3)

HORIZONTAL RESULT

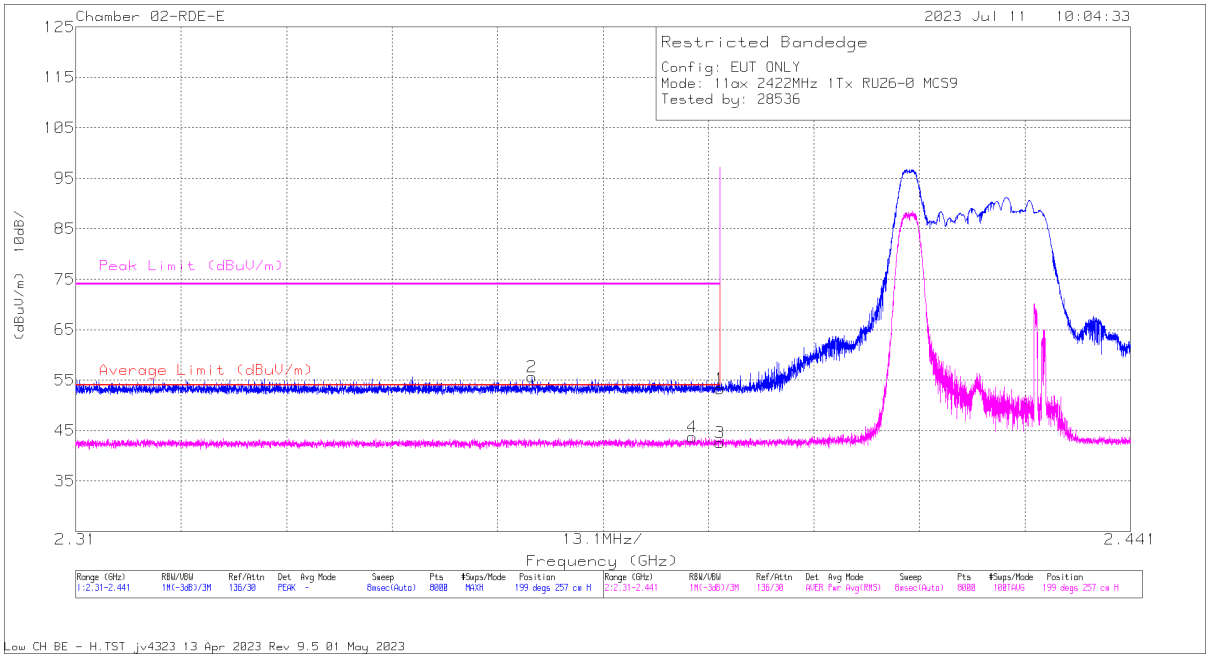

Marker	Frequency (GHz)	Meter Reading (dBuV)	Det	206807 ACF (dB/m)	DCCF (dB)	Gain/Loss (dB)	Corrected Reading (dBuV/m)	Average Limit (dBuV/m)	Margin (dB)	Peak Limit (dBuV/m)	PK Margin (dB)	Azimuth (Degs)	Height (cm)	Polarity
1	* 2.39	60.19	Pk	32.3	0	-39.27	53.22	-	-	74	-20.78	199	257	H
2	* 2.366648	62.71	Pk	32.2	0	-39.31	55.6	-	-	74	-18.4	199	257	H
3	* 2.39	49.62	RMS	32.3	0.39	-39.27	43.04	54	-10.96	-	-	199	257	H
4	* 2.386579	50.66	RMS	32.3	0.39	-39.29	44.06	54	-9.94	-	-	199	257	H

* - indicates frequency in CFR47 Pt 15 / IC RSS-Restricted Band
Pk - Peak detector
RMS - RMS detection

UL Verification Services Inc.
47173 Benicia Street, Fremont, CA 94538; USA. TEL:(510) 319-4000 FAX:(510) 661-0888
This report shall not be reproduced except in full, without the written approval of UL Verification Services Inc.

VERTICAL RESULT

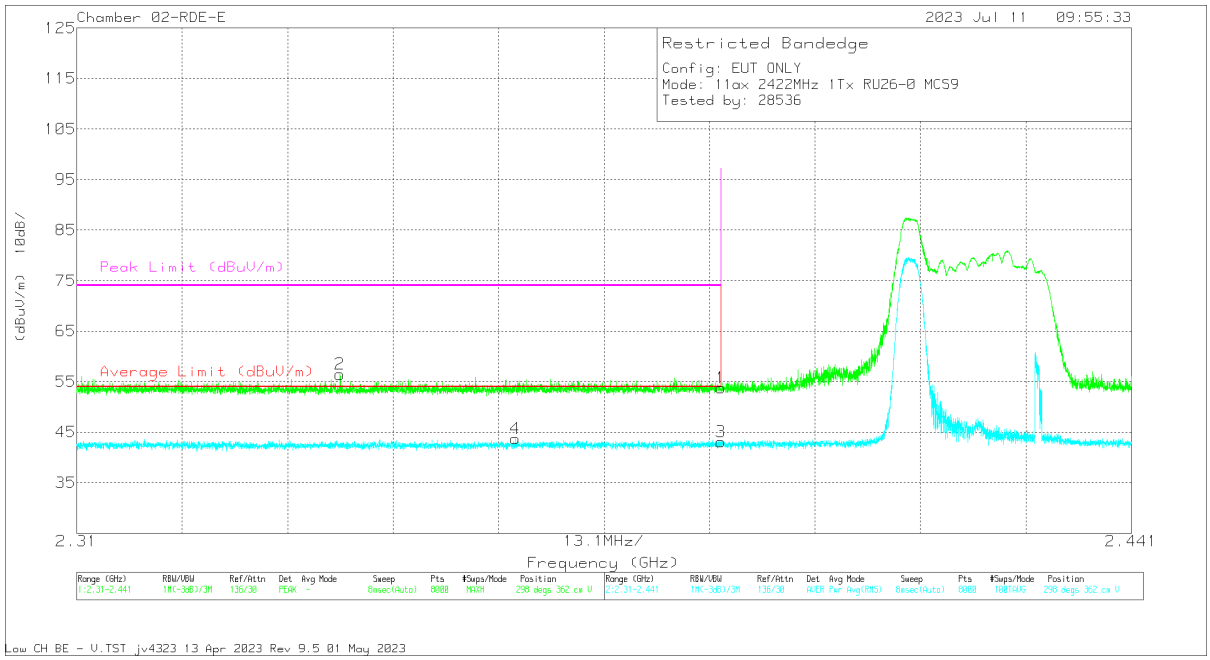

Marker	Frequency (GHz)	Meter Reading (dBuV)	Det	206807 ACF (dB/m)	DCCF (dB)	Gain/Loss (dB)	Corrected Reading (dBuV/m)	Average Limit (dBuV/m)	Margin (dB)	Peak Limit (dBuV/m)	PK Margin (dB)	Azimuth (Degs)	Height (cm)	Polarity
1	* 2.39	60.76	Pk	32.3	0	-39.27	53.79	-	-	74	-20.21	298	362	V
2	* 2.342721	63.65	Pk	32.1	0	-39.31	56.44	-	-	74	-17.56	298	362	V
3	* 2.39	50.02	RMS	32.3	0.39	-39.27	43.44	54	-10.56	-	-	298	362	V
4	* 2.364503	50.83	RMS	32.2	0.39	-39.31	44.11	54	-9.89	-	-	298	362	V

* - indicates frequency in CFR47 Pt 15 / IC RSS-Restricted Band
Pk - Peak detector
RMS - RMS detection

UL Verification Services Inc.
47173 Benicia Street, Fremont, CA 94538; USA. TEL:(510) 319-4000 FAX:(510) 661-0888
This report shall not be reproduced except in full, without the written approval of UL Verification Services Inc.

BANDEDGE (HIGH CHANNEL, CH 9)

HORIZONTAL RESULT

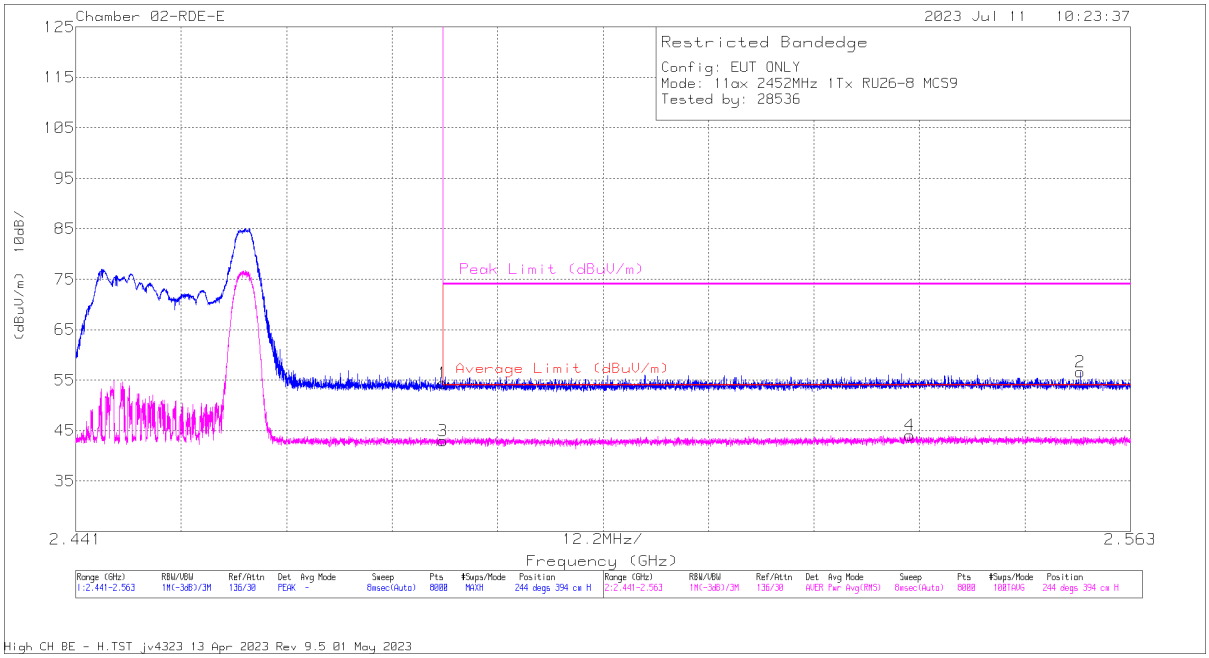

Marker	Frequency (GHz)	Meter Reading (dBuV)	Det	206807 ACF (dB/m)	DCCF (dB)	Gain/Loss (dB)	Corrected Reading (dBuV/m)	Average Limit (dBuV/m)	Margin (dB)	Peak Limit (dBuV/m)	PK Margin (dB)	Azimuth (Degs)	Height (cm)	Polarity
1	* 2.4835	61.29	Pk	32.3	0	-39.16	54.43	-	-	74	-19.57	244	394	H
3	* 2.4835	49.86	RMS	32.3	0.39	-39.16	43.39	54	-10.61	-	-	244	394	H
4	2.537515	50.6	RMS	32.5	0.39	-39.06	44.43	54	-9.57	-	-	244	394	H
2	2.55719	63.29	Pk	32.4	0	-39.04	56.65	-	-	74	-17.35	244	394	H

* - indicates frequency in CFR47 Pt 15 / IC RSS-Restricted Band
Pk - Peak detector
RMS - RMS detection

UL Verification Services Inc.
47173 Benicia Street, Fremont, CA 94538; USA. TEL:(510) 319-4000 FAX:(510) 661-0888
This report shall not be reproduced except in full, without the written approval of UL Verification Services Inc.

VERTICAL RESULT

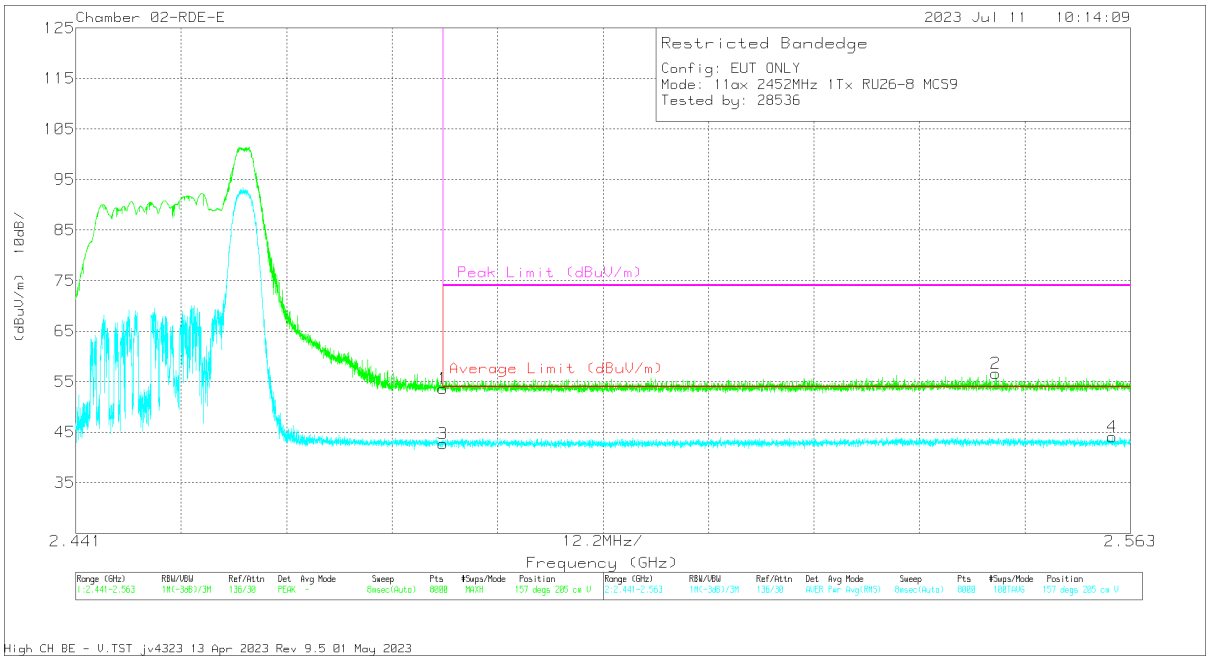

Marker	Frequency (GHz)	Meter Reading (dBuV)	Det	206807 ACF (dB/m)	DCCF (dB)	Gain/Loss (dB)	Corrected Reading (dBuV/m)	Average Limit (dBuV/m)	Margin (dB)	Peak Limit (dBuV/m)	PK Margin (dB)	Azimuth (Degs)	Height (cm)	Polarity
1	* 2.4835	60.53	Pk	32.3	0	-39.16	53.67	-	-	74	-20.33	157	205	V
3	* 2.4835	49.57	RMS	32.3	0.39	-39.16	43.10	54	-10.90	-	-	157	205	V
2	2.547444	63.1	Pk	32.5	0	-39.03	56.57	-	-	74	-17.43	157	205	V
4	2.560881	50.67	RMS	32.4	0.39	-39.02	44.44	54	-9.56	-	-	157	205	V

* - indicates frequency in CFR47 Pt 15 / IC RSS-Restricted Band
Pk - Peak detector
RMS - RMS detection

UL Verification Services Inc.
47173 Benicia Street, Fremont, CA 94538; USA. TEL:(510) 319-4000 FAX:(510) 661-0888
This report shall not be reproduced except in full, without the written approval of UL Verification Services Inc.

BANDEDGE (HIGH CHANNEL, CH 10)

HORIZONTAL RESULT

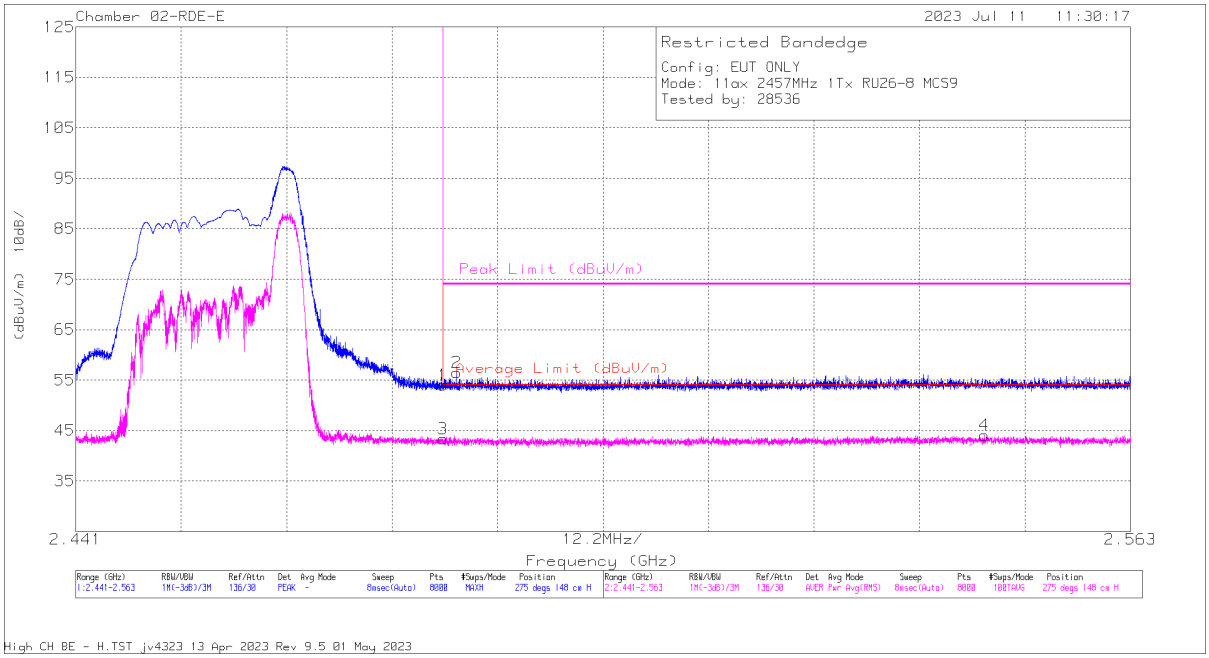

Marker	Frequency (GHz)	Meter Reading (dBuV)	Det	206807 ACF (dB/m)	DCCF (dB)	Gain/Loss (dB)	Corrected Reading (dBuV/m)	Average Limit (dBuV/m)	Margin (dB)	Peak Limit (dBuV/m)	PK Margin (dB)	Azimuth (Degs)	Height (cm)	Polarity
1	* 2.4835	60.85	Pk	32.3	0	-39.16	53.99	-	-	74	-20.01	275	148	H
2	* 2.485078	63.33	Pk	32.3	0	-39.13	56.5	-	-	74	-17.5	275	148	H
3	* 2.4835	50.2	RMS	32.3	0.39	-39.16	43.63	54	-10.37	-	-	275	148	H
4	2.546117	50.65	RMS	32.5	0.39	-39.03	44.51	54	-9.49	-	-	275	148	H

* - indicates frequency in CFR47 Pt 15 / IC RSS-Restricted Band
Pk - Peak detector
RMS - RMS detection

UL Verification Services Inc.
47173 Benicia Street, Fremont, CA 94538; USA. TEL:(510) 319-4000 FAX:(510) 661-0888
This report shall not be reproduced except in full, without the written approval of UL Verification Services Inc.

VERTICAL RESULT

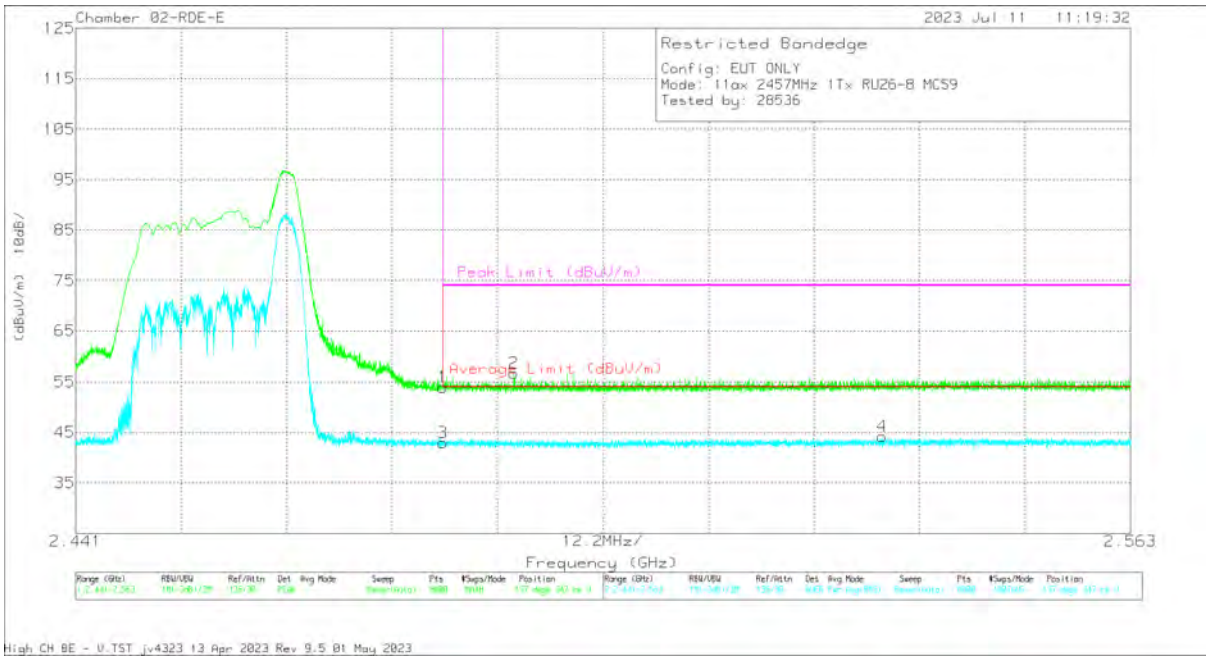

Marker	Frequency (GHz)	Meter Reading (dBuV)	Det	206807 ACF (dB/m)	DCCF (dB)	Gain/Loss (dB)	Corrected Reading (dBuV/m)	Average Limit (dBuV/m)	Margin (dB)	Peak Limit (dBuV/m)	PK Margin (dB)	Azimuth (Degs)	Height (cm)	Polarity
1	* 2.4835	60.82	Pk	32.3	0	-39.16	53.96	-	-	74	-20.04	197	347	V
2	* 2.491698	63.55	Pk	32.3	0	-39.15	56.7	-	-	74	-17.3	197	347	V
3	* 2.4835	49.86	RMS	32.3	0.39	-39.16	43.39	54	-10.61	-	-	197	347	V
4	2.534281	50.78	RMS	32.5	0.39	-39.05	44.62	54	-9.38	-	-	197	347	V

* - indicates frequency in CFR47 Pt 15 / IC RSS-Restricted Band
Pk - Peak detector
RMS - RMS detection

UL Verification Services Inc.
47173 Benicia Street, Fremont, CA 94538; USA. TEL:(510) 319-4000 FAX:(510) 661-0888
This report shall not be reproduced except in full, without the written approval of UL Verification Services Inc.

BANDEDGE (HIGH CHANNEL, CH 11)

HORIZONTAL RESULT

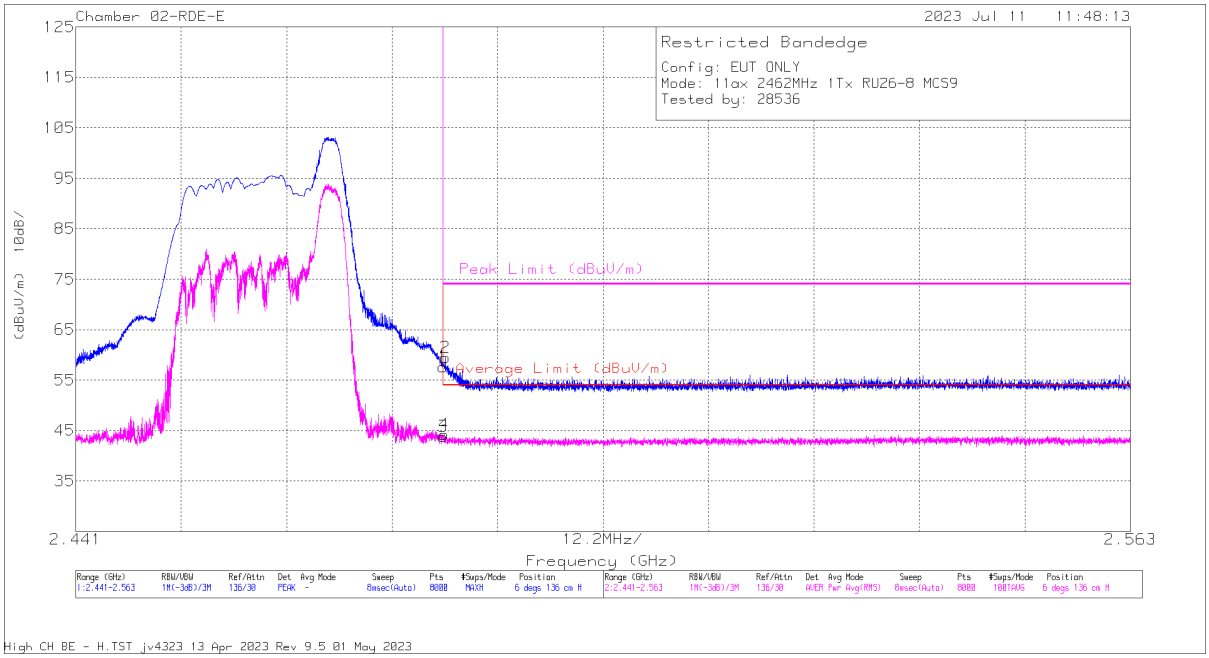

Marker	Frequency (GHz)	Meter Reading (dBuV)	Det	206807 ACF (dB/m)	DCCF (dB)	Gain/Loss (dB)	Corrected Reading (dBuV/m)	Average Limit (dBuV/m)	Margin (dB)	Peak Limit (dBuV/m)	PK Margin (dB)	Azimuth (Degs)	Height (cm)	Polarity
1	* 2.4835	64.44	Pk	32.3	0	-39.16	57.58	-	-	74	-16.42	6	136	H
2	* 2.483736	66.31	Pk	32.3	0	-39.15	59.46	-	-	74	-14.54	6	136	H
3	* 2.4835	50.72	RMS	32.3	0.39	-39.16	44.25	54	-9.75	-	-	6	136	H
4	* 2.483584	51.08	RMS	32.3	0.39	-39.15	44.62	54	-9.38	-	-	6	136	H

* - indicates frequency in CFR47 Pt 15 / IC RSS-Restricted Band
Pk - Peak detector
RMS - RMS detection

UL Verification Services Inc.
47173 Benicia Street, Fremont, CA 94538; USA. TEL:(510) 319-4000 FAX:(510) 661-0888
This report shall not be reproduced except in full, without the written approval of UL Verification Services Inc.

VERTICAL RESULT

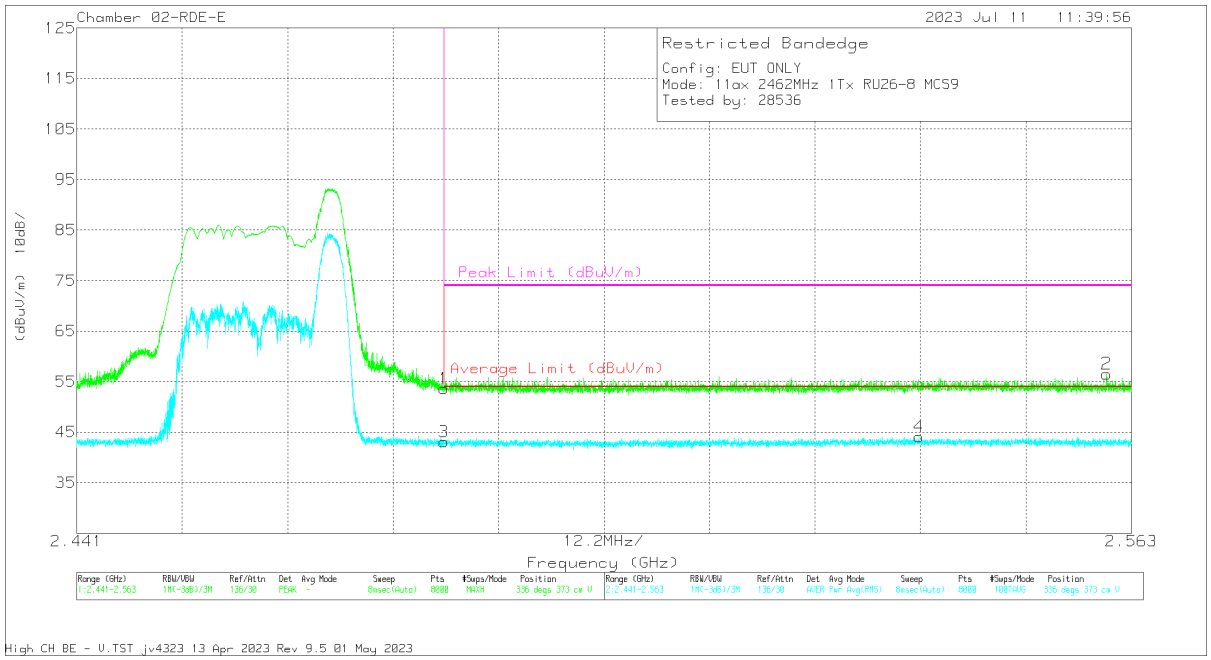

Marker	Frequency (GHz)	Meter Reading (dBuV)	Det	206807 ACF (dB/m)	DCCF (dB)	Gain/Loss (dB)	Corrected Reading (dBuV/m)	Average Limit (dBuV/m)	Margin (dB)	Peak Limit (dBuV/m)	PK Margin (dB)	Azimuth (Degs)	Height (cm)	Polarity
1	* 2.4835	60.53	Pk	32.3	0	-39.16	53.67	-	-	74	-20.33	336	373	V
3	* 2.4835	49.98	RMS	32.3	0.39	-39.16	43.51	54	-10.49	-	-	336	373	V
4	2.538415	50.64	RMS	32.5	0.39	-39.06	44.47	54	-9.53	-	-	336	373	V
2	2.560133	63.19	Pk	32.4	0	-39.03	56.56	-	-	74	-17.44	336	373	V

* - indicates frequency in CFR47 Pt 15 / IC RSS-Restricted Band
Pk - Peak detector
RMS - RMS detection

UL Verification Services Inc.
47173 Benicia Street, Fremont, CA 94538; USA. TEL:(510) 319-4000 FAX:(510) 661-0888
This report shall not be reproduced except in full, without the written approval of UL Verification Services Inc.

BANDEDGE (HIGH CHANNEL, CH 12)

HORIZONTAL RESULT

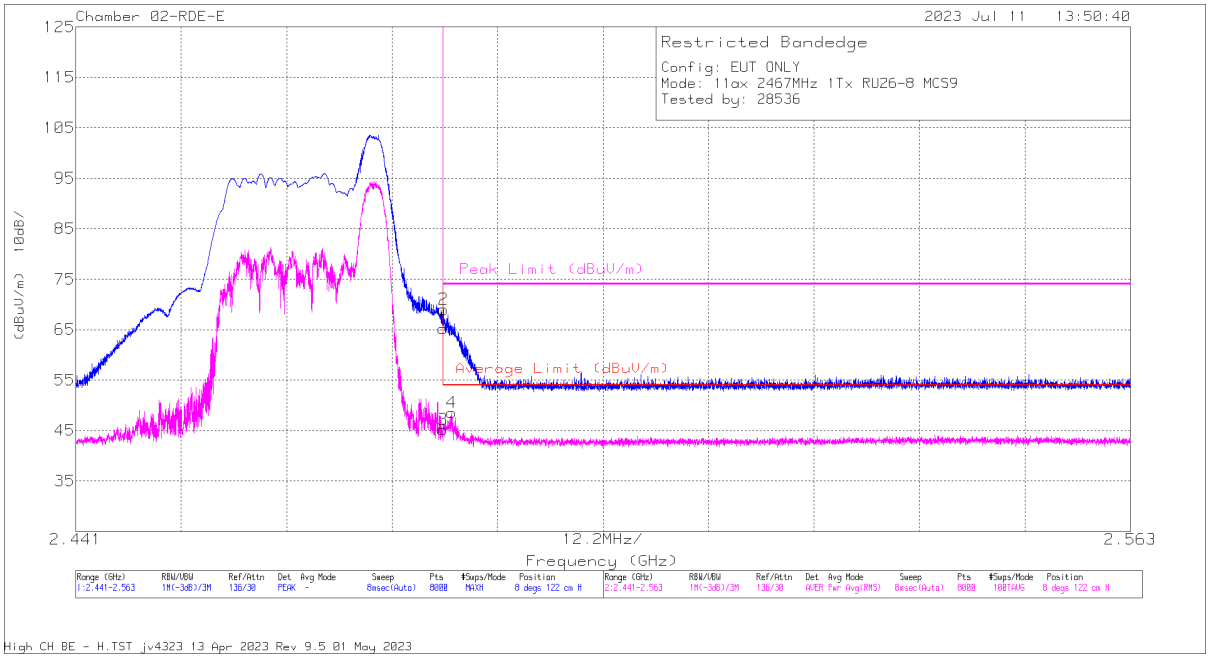

Marker	Frequency (GHz)	Meter Reading (dBuV)	Det	206807 ACF (dB/m)	DCCF (dB)	Gain/Loss (dB)	Corrected Reading (dBuV/m)	Average Limit (dBuV/m)	Margin (dB)	Peak Limit (dBuV/m)	PK Margin (dB)	Azimuth (Degs)	Height (cm)	Polarity
1	* 2.4835	72.09	Pk	32.3	0	-39.16	65.23	-	-	74	-8.77	8	122	H
2	* 2.483553	75.83	Pk	32.3	0	-39.15	68.98	-	-	74	-5.02	8	122	H
3	* 2.4835	52.11	RMS	32.3	0.39	-39.16	45.64	54	-8.36	-	-	8	122	H
4	* 2.484483	55.39	RMS	32.3	0.39	-39.14	48.84	54	-5.16	-	-	8	122	H

* - indicates frequency in CFR47 Pt 15 / IC RSS-Restricted Band
Pk - Peak detector
RMS - RMS detection

UL Verification Services Inc.
47173 Benicia Street, Fremont, CA 94538; USA. TEL:(510) 319-4000 FAX:(510) 661-0888
This report shall not be reproduced except in full, without the written approval of UL Verification Services Inc.

VERTICAL RESULT

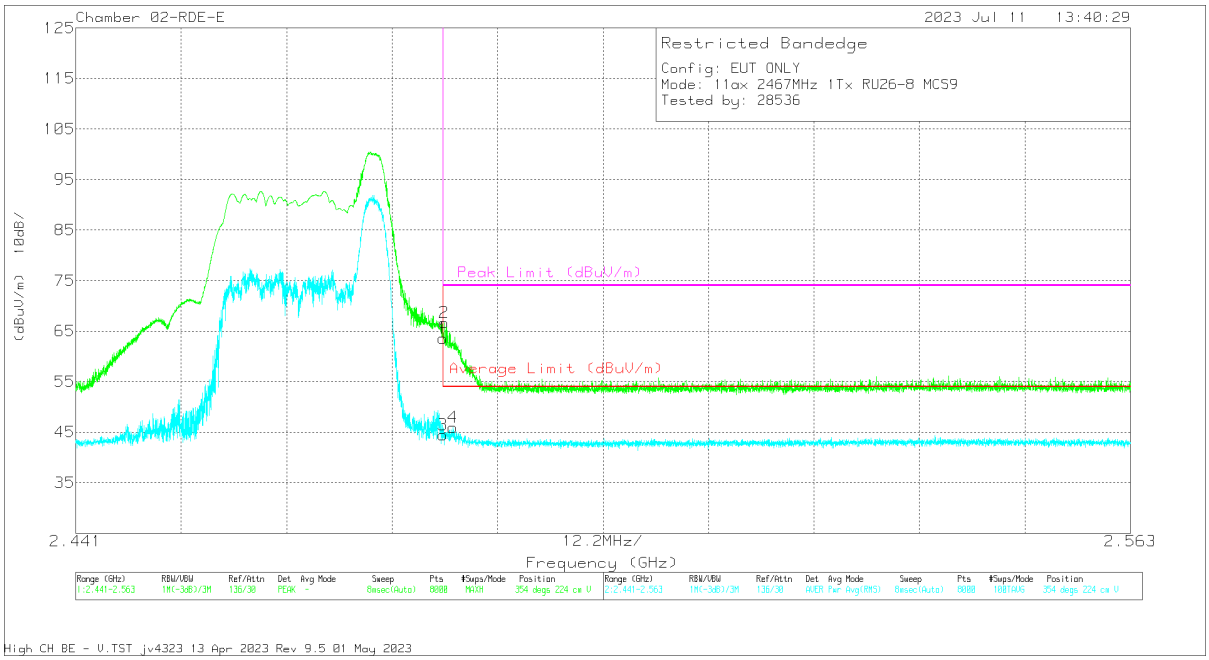

Marker	Frequency (GHz)	Meter Reading (dBuV)	Det	206807 ACF (dB/m)	DCCF (dB)	Gain/Loss (dB)	Corrected Reading (dBuV/m)	Average Limit (dBuV/m)	Margin (dB)	Peak Limit (dBuV/m)	PK Margin (dB)	Azimuth (Degs)	Height (cm)	Polarity
1	* 2.4835	70.4	Pk	32.3	0	-39.16	63.54	-	-	74	-10.46	354	224	V
2	* 2.483599	73.54	Pk	32.3	0	-39.15	66.69	-	-	74	-7.31	354	224	V
3	* 2.4835	51.32	RMS	32.3	0.39	-39.16	44.85	54	-9.15	-	-	354	224	V
4	* 2.484621	52.8	RMS	32.3	0.39	-39.14	46.35	54	-7.65	-	-	354	224	V

* - indicates frequency in CFR47 Pt 15 / IC RSS-Restricted Band
Pk - Peak detector
RMS - RMS detection

UL Verification Services Inc.
47173 Benicia Street, Fremont, CA 94538; USA. TEL:(510) 319-4000 FAX:(510) 661-0888
This report shall not be reproduced except in full, without the written approval of UL Verification Services Inc.

BANDEDGE (HIGH CHANNEL, CH 13)

HORIZONTAL RESULT

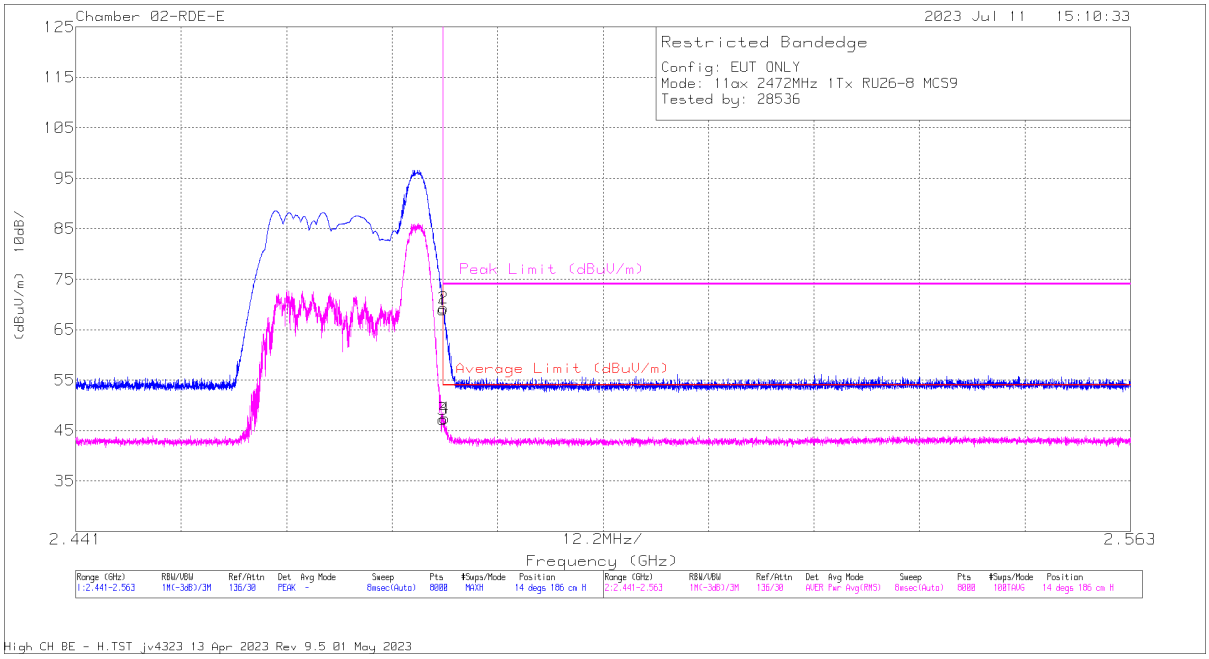

(

Marker	Frequency GHz)	Meter Reading (dBuV)	Det	206807 ACF (dB/m)	DCCF (dB)	Gain/Loss (dB)	Corrected Reading (dBuV/m)	Average Limit (dBuV/m)	Margin (dB)	Peak Limit (dBuV/m)	PK Margin (dB)	Azimuth (Degs)	Height (cm)	Polarity
1	* 2.4835	75.72	Pk	32.3	0	-39.16	68.86	-	-	74	-5.14	14	186	H
2	* 2.483538	76.19	Pk	32.3	0	-39.15	69.34	-	-	74	-4.66	14	186	H
3	* 2.4835	54.11	RMS	32.3	0.39	-39.16	47.64	54	-6.36	-	-	14	186	H
4	* 2.483675	54.26	RMS	32.3	0.39	-39.15	47.80	54	-6.20	-	-	14	186	H

* - indicates frequency in CFR47 Pt 15 / IC RSS-Restricted Band
Pk - Peak detector
RMS - RMS detection

UL Verification Services Inc.
47173 Benicia Street, Fremont, CA 94538; USA. TEL:(510) 319-4000 FAX:(510) 661-0888
This report shall not be reproduced except in full, without the written approval of UL Verification Services Inc.

VERTICAL RESULT

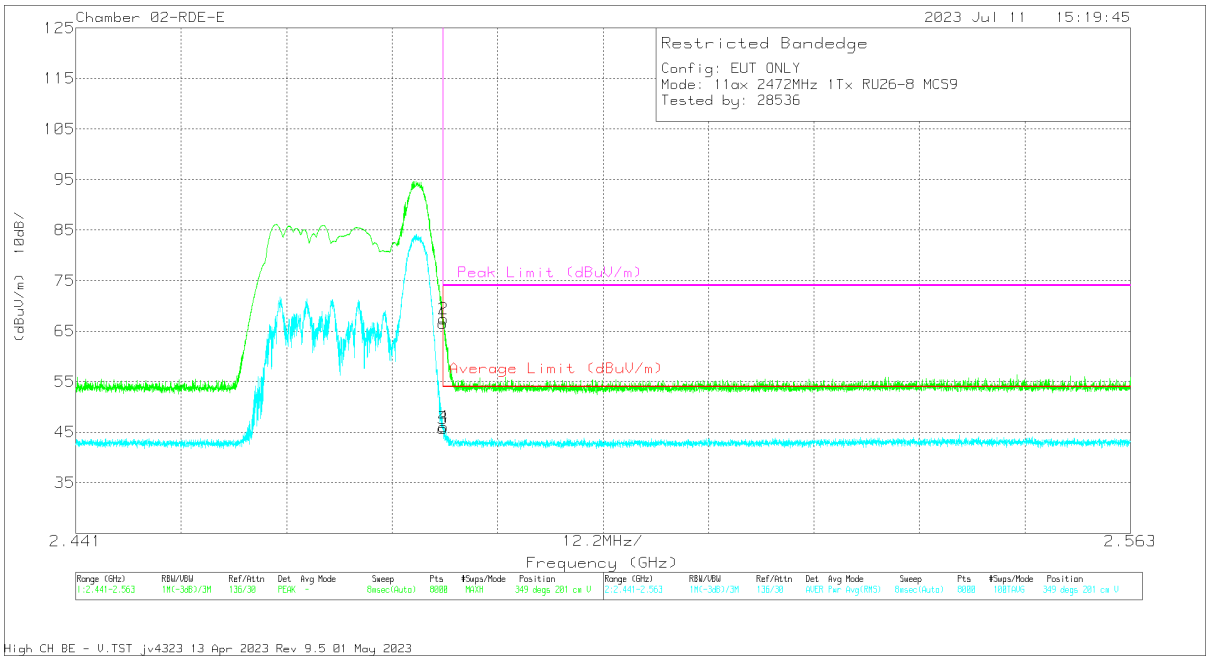

Marker	Frequency (GHz)	Meter Reading (dBuV)	Det	206807 ACF (dB/m)	DCCF (dB)	Gain/Loss (dB)	Corrected Reading (dBuV/m)	Average Limit (dBuV/m)	Margin (dB)	Peak Limit (dBuV/m)	PK Margin (dB)	Azimuth (Degs)	Height (cm)	Polarity
1	* 2.4835	73.37	Pk	32.3	0	-39.16	66.51	-	-	74	-7.49	349	201	V
2	* 2.483553	74.23	Pk	32.3	0	-39.15	67.38	-	-	74	-6.62	349	201	V
3	* 2.4835	52.62	RMS	32.3	0.39	-39.16	46.15	54	-7.85	-	-	349	201	V
4	* 2.483523	52.96	RMS	32.3	0.39	-39.15	46.50	54	-7.50	-	-	349	201	V

* - indicates frequency in CFR47 Pt 15 / IC RSS-Restricted Band
Pk - Peak detector
RMS - RMS detection

UL Verification Services Inc.
47173 Benicia Street, Fremont, CA 94538; USA. TEL:(510) 319-4000 FAX:(510) 661-0888
This report shall not be reproduced except in full, without the written approval of UL Verification Services Inc.

10.1.9. 802.11ax HE20 OFDMA MODE IN THE 2.4 GHz BAND

2TX ANT 4 + ANT 3 OFDMA MODE: 26-Tones, RU Index 0

BANDEDGE (LOW CHANNEL, CH 1)

HORIZONTAL RESULT

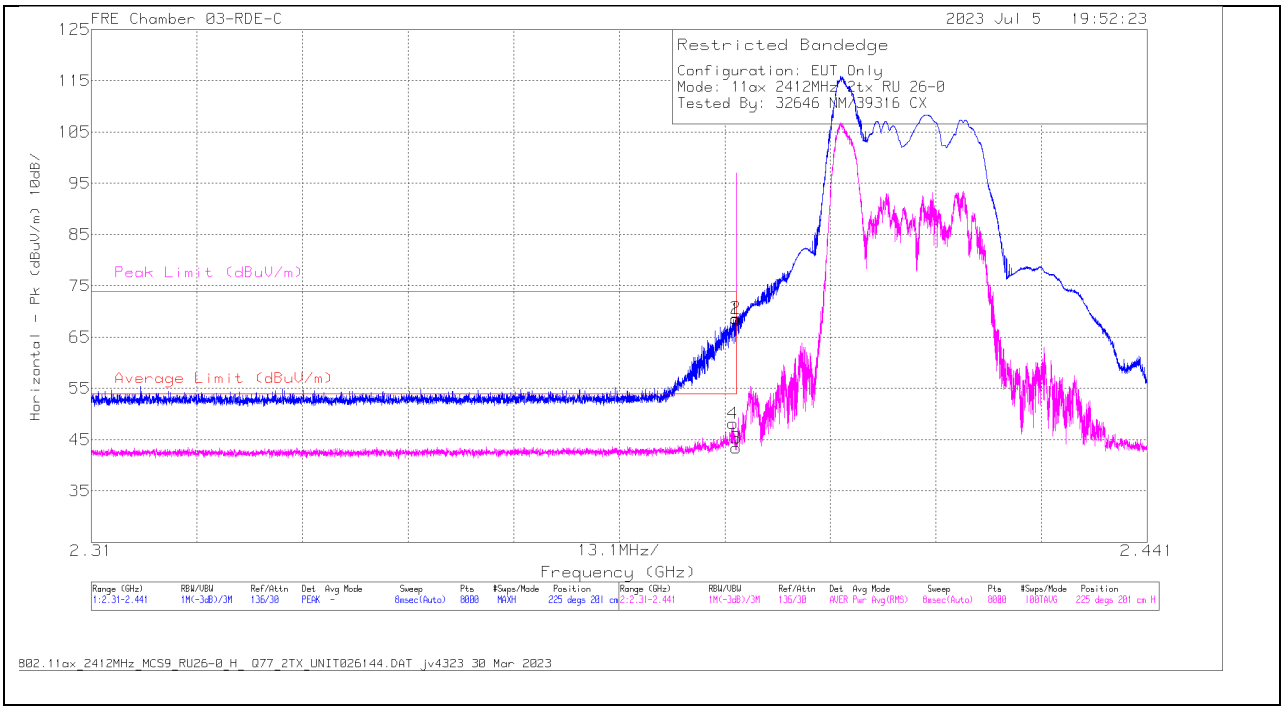

Marker	Frequency (GHz)	Meter Reading (dBuV)	Det	226672 ACF (dB) 3mH	DCCF (dB)	Gain/Loss (dB)	Corrected Reading (dBuV/m)	Average Limit (dBuV/m)	Margin (dB)	Peak Limit (dBuV/m)	PK Margin (dB)	Azimuth (Degs)	Height (cm)	Polarity
1	* 2.39	76.23	Pk	32.1	0	-39.8	68.53	-	-	74	-5.47	225	201	H
2	* 2.389969	76.39	Pk	32.1	0	-39.81	68.68	-	-	74	-5.32	225	201	H
3	* 2.39	50.57	RMS	32.1	.39	-39.8	43.26	54	-10.74	-	-	225	201	H
4	* 2.389609	55.44	RMS	32.1	.39	-39.88	48.05	54	-5.95	-	-	225	201	H

* - indicates frequency in CFR47 Pt 15 / IC RSS-Restricted Band
Pk - Peak detector
RMS - RMS detection

UL Verification Services Inc.
47173 Benicia Street, Fremont, CA 94538; USA. TEL:(510) 319-4000 FAX:(510) 661-0888
This report shall not be reproduced except in full, without the written approval of UL Verification Services Inc.

VERTICAL RESULT

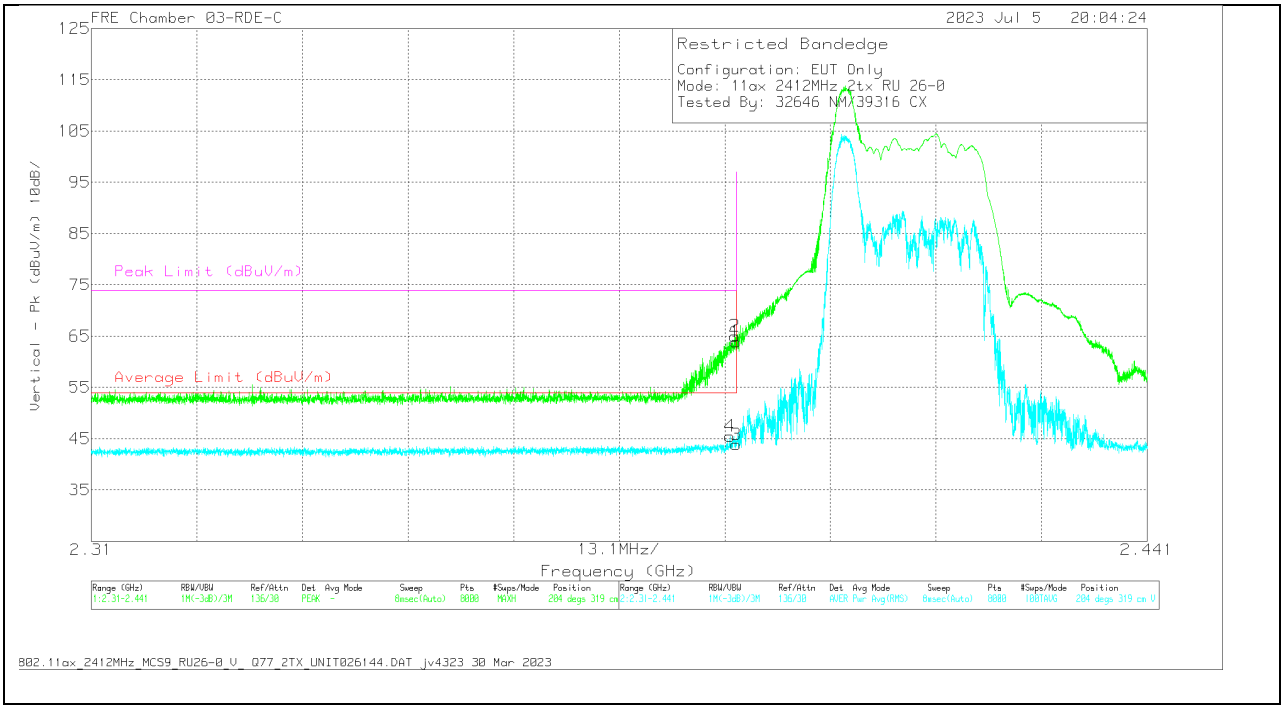

Marker	Frequency (GHz)	Meter Reading (dBuV)	Det	226672 ACF (dB) 3mH	DCCF (dB)	Gain/Loss (dB)	Corrected Reading (dBuV/m)	Average Limit (dBuV/m)	Margin (dB)	Peak Limit (dBuV/m)	PK Margin (dB)	Azimuth (Degs)	Height (cm)	Polarity
1	* 2.39	71.62	Pk	32.1	0	-39.8	63.92	-	-	74	-10.08	204	319	V
2	* 2.389838	72.72	Pk	32.1	0	-39.83	64.99	-	-	74	-9.01	204	319	V
3	* 2.39	51.04	RMS	32.1	.39	-39.8	43.73	54	-10.27	-	-	204	319	V
4	* 2.389232	52.83	RMS	32.1	.39	-39.95	45.37	54	-8.63	-	-	204	319	V

* - indicates frequency in CFR47 Pt 15 / IC RSS-Restricted Band
Pk - Peak detector
RMS - RMS detection

UL Verification Services Inc.
47173 Benicia Street, Fremont, CA 94538; USA. TEL:(510) 319-4000 FAX:(510) 661-0888
This report shall not be reproduced except in full, without the written approval of UL Verification Services Inc.

BANDEDGE (LOW CHANNEL, CH 2)

HORIZONTAL RESULT

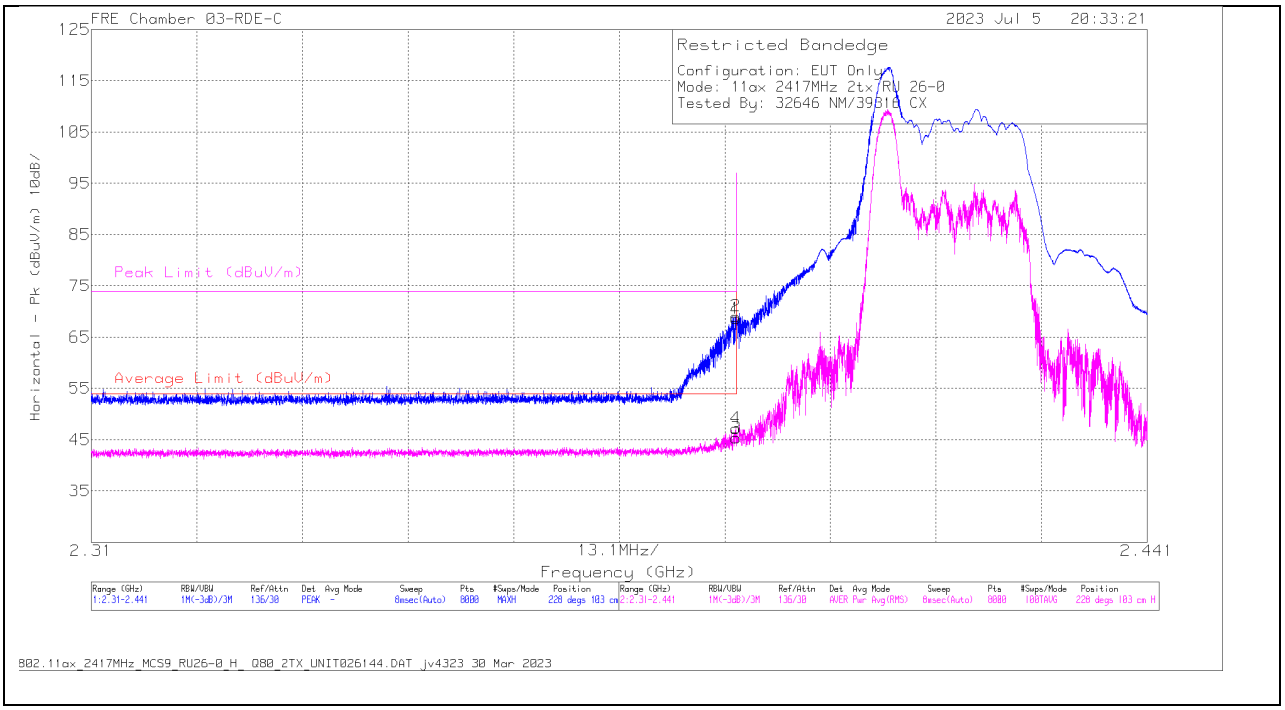

Marker	Frequency (GHz)	Meter Reading (dBuV)	Det	226672 ACF (dB) 3mH	DCCF (dB)	Gain/Loss (dB)	Corrected Reading (dBuV/m)	Average Limit (dBuV/m)	Margin (dB)	Peak Limit (dBuV/m)	PK Margin (dB)	Azimuth (Degs)	Height (cm)	Polarity
1	* 2.39	76.34	Pk	32.1	0	-39.8	68.64	-	-	74	-5.36	228	103	H
2	* 2.389953	76.79	Pk	32.1	0	-39.81	69.08	-	-	74	-4.92	228	103	H
3	* 2.39	52.52	RMS	32.1	.39	-39.8	45.21	54	-8.79	-	-	228	103	H
4	* 2.389936	54.41	RMS	32.1	.39	-39.81	47.09	54	-6.91	-	-	228	103	H

* - indicates frequency in CFR47 Pt 15 / IC RSS-Restricted Band
Pk - Peak detector
RMS - RMS detection

UL Verification Services Inc.
47173 Benicia Street, Fremont, CA 94538; USA. TEL:(510) 319-4000 FAX:(510) 661-0888
This report shall not be reproduced except in full, without the written approval of UL Verification Services Inc.

VERTICAL RESULT

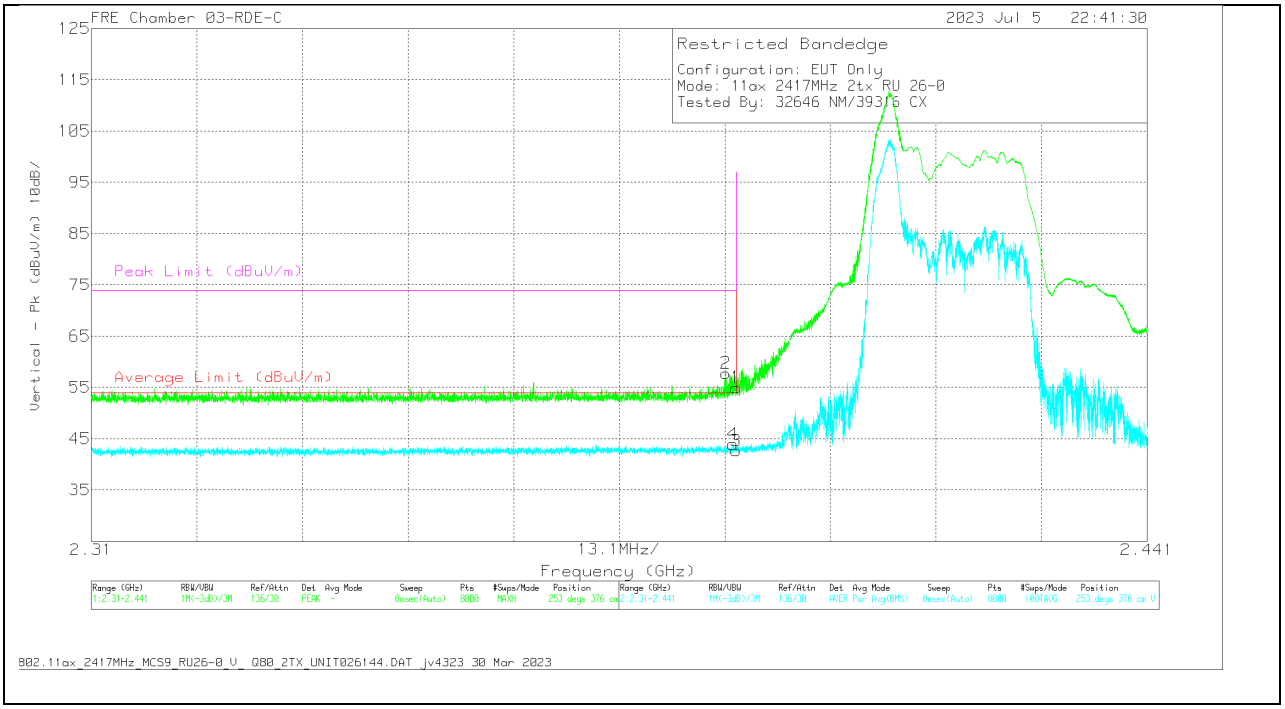

Marker	Frequency (GHz)	Meter Reading (dBuV)	Det	226672 ACF (dB) 3mH	DCCF (dB)	Gain/Loss (dB)	Corrected Reading (dBuV/m)	Average Limit (dBuV/m)	Margin (dB)	Peak Limit (dBuV/m)	PK Margin (dB)	Azimuth (Degs)	Height (cm)	Polarity
1	* 2.39	62.66	Pk	32.1	0	-39.8	54.96	-	-	74	-19.04	253	376	V
2	* 2.388691	65.62	Pk	32.1	0	-39.97	57.75	-	-	74	-16.25	253	376	V
3	* 2.39	49.83	RMS	32.1	.39	-39.8	42.52	54	-11.48	-	-	253	376	V
4	* 2.389609	51.23	RMS	32.1	.39	-39.88	43.84	54	-10.16	-	-	253	376	V

* - indicates frequency in CFR47 Pt 15 / IC RSS-Restricted Band
Pk - Peak detector
RMS - RMS detection

UL Verification Services Inc.
47173 Benicia Street, Fremont, CA 94538; USA. TEL:(510) 319-4000 FAX:(510) 661-0888
This report shall not be reproduced except in full, without the written approval of UL Verification Services Inc.

BANDEDGE (LOW CHANNEL, CH 3)

HORIZONTAL RESULT

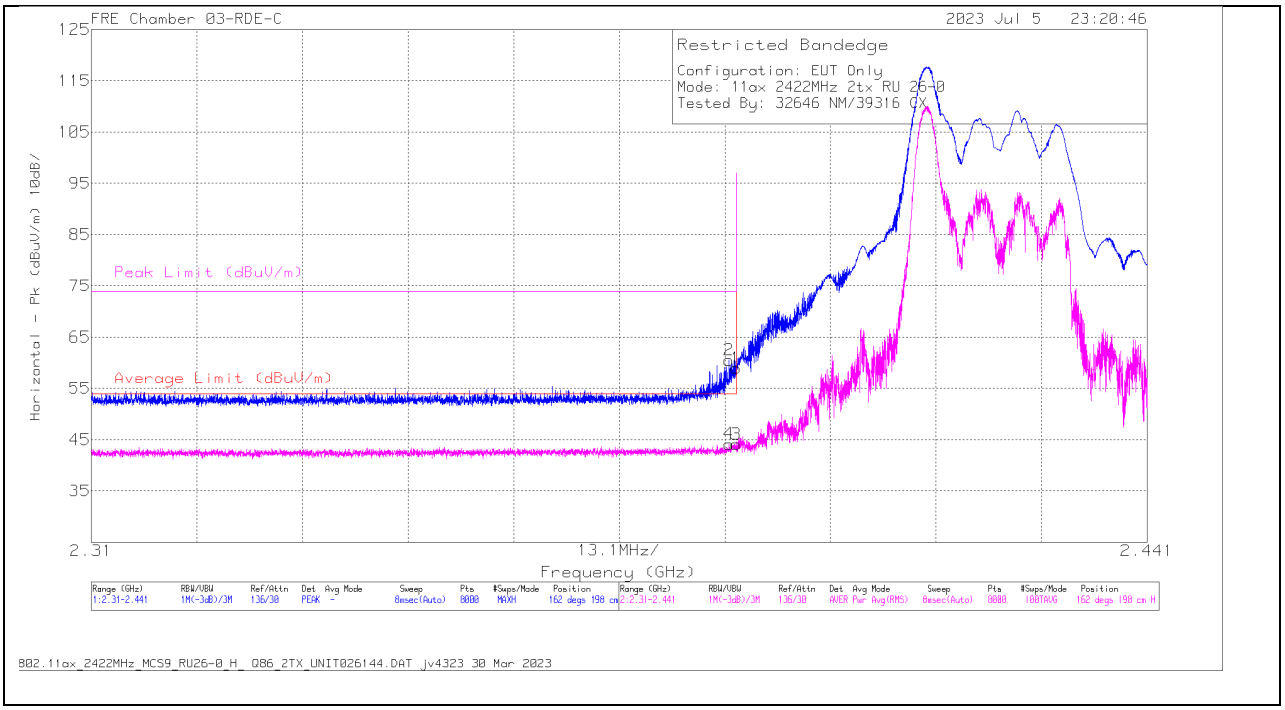

Marker	Frequency (GHz)	Meter Reading (dBuV)	Det	226672 ACF (dB) 3mH	DCCF (dB)	Gain/Loss (dB)	Corrected Reading (dBuV/m)	Average Limit (dBuV/m)	Margin (dB)	Peak Limit (dBuV/m)	PK Margin (dB)	Azimuth (Degs)	Height (cm)	Polarity
1	* 2.39	66.66	Pk	32.1	0	-39.8	58.96	-	-	74	-15.04	162	198	H
2	* 2.389134	68.38	Pk	32.1	0	-39.97	60.51	-	-	74	-13.49	162	198	H
3	* 2.39	51.29	RMS	32.1	.39	-39.8	43.98	54	-10.02	-	-	162	198	H
4	* 2.389117	51.53	RMS	32.1	.39	-39.98	44.04	54	-9.96	-	-	162	198	H

* - indicates frequency in CFR47 Pt 15 / IC RSS-Restricted Band
Pk - Peak detector
RMS - RMS detection

UL Verification Services Inc.
47173 Benicia Street, Fremont, CA 94538; USA. TEL:(510) 319-4000 FAX:(510) 661-0888
This report shall not be reproduced except in full, without the written approval of UL Verification Services Inc.

VERTICAL RESULT

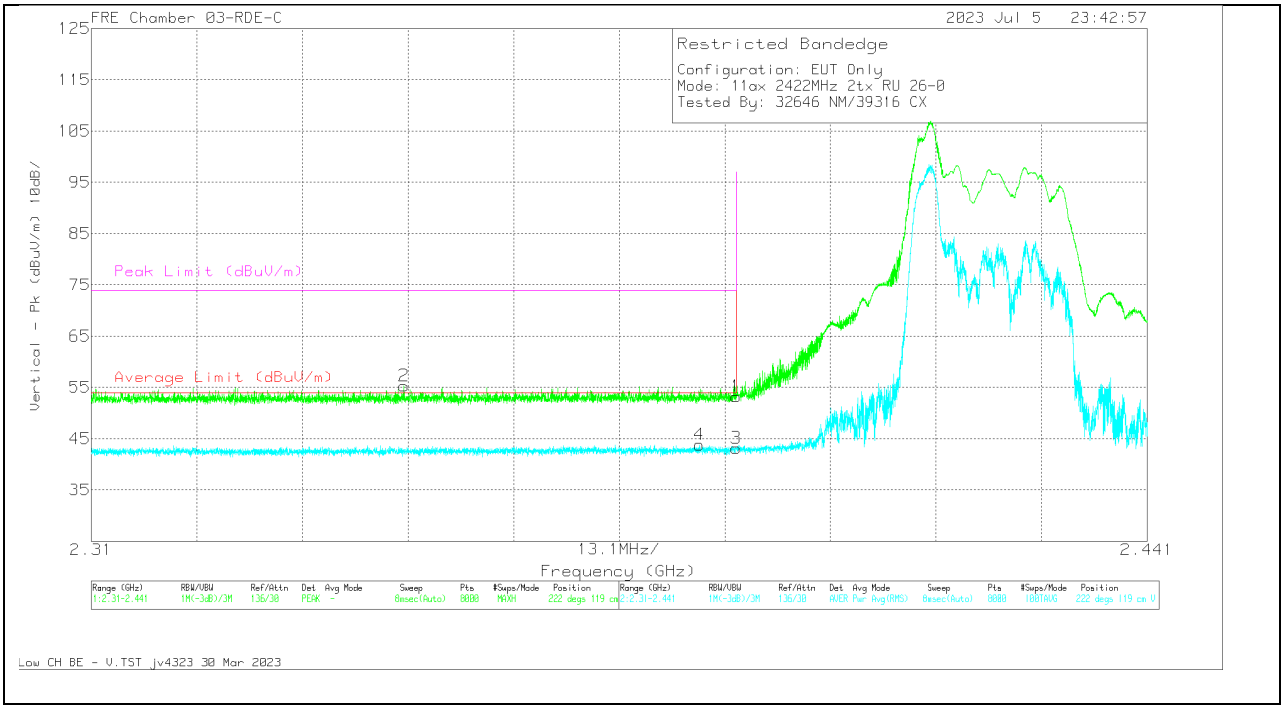

Marker	Frequency (GHz)	Meter Reading (dBuV)	Det	226672 ACF (dB) 3mH	DCCF (dB)	Gain/Loss (dB)	Corrected Reading (dBuV/m)	Average Limit (dBuV/m)	Margin (dB)	Peak Limit (dBuV/m)	PK Margin (dB)	Azimuth (Degs)	Height (cm)	Polarity
1	* 2.39	60.94	Pk	32.1	0	-39.8	53.24	-	-	74	-20.76	222	119	V
2	* 2.348797	63.32	Pk	31.9	0	-39.92	55.3	-	-	74	-18.7	222	119	V
3	* 2.39	50.36	RMS	32.1	.39	-39.8	43.05	54	-10.95	-	-	222	119	V
4	* 2.385432	51.05	RMS	32.1	.39	-39.84	43.70	54	-10.30	-	-	222	119	V

* - indicates frequency in CFR47 Pt 15 / IC RSS-Restricted Band
Pk - Peak detector
RMS - RMS detection

UL Verification Services Inc.
47173 Benicia Street, Fremont, CA 94538; USA. TEL:(510) 319-4000 FAX:(510) 661-0888
This report shall not be reproduced except in full, without the written approval of UL Verification Services Inc.

BANDEDGE (HIGH CHANNEL, CH 09)

HORIZONTAL RESULT

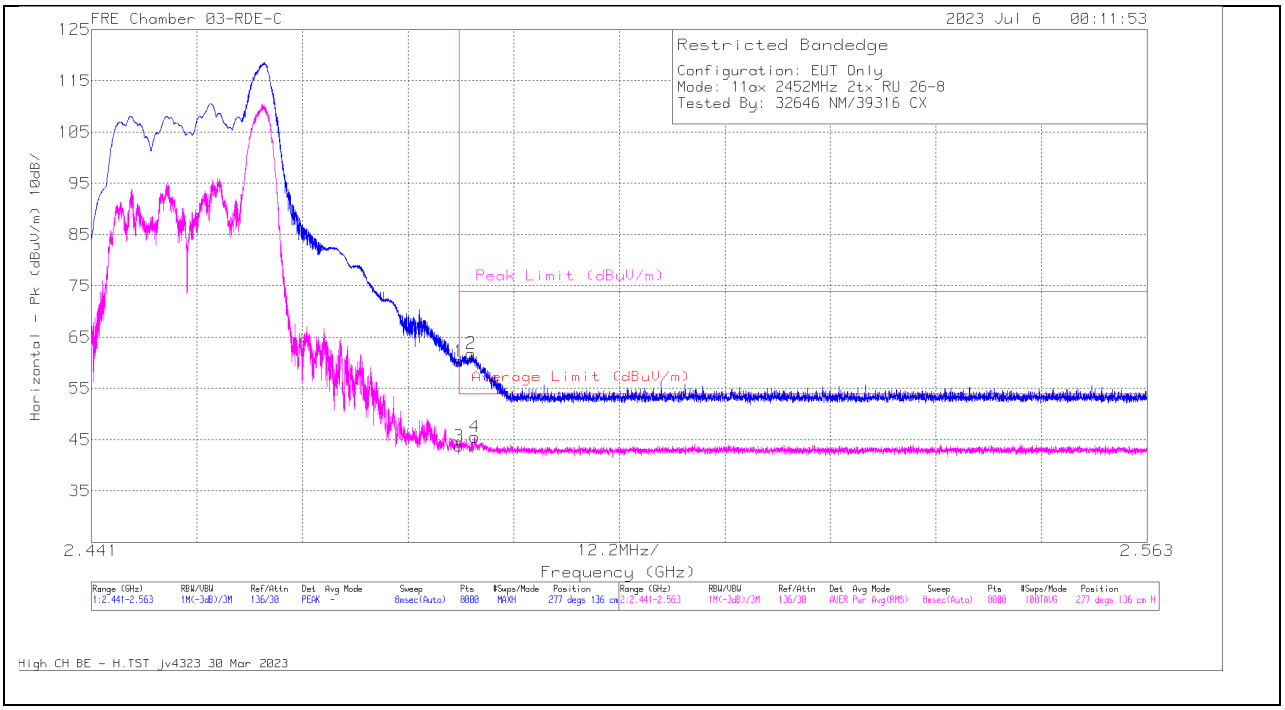

Marker	Frequency (GHz)	Meter Reading (dBuV)	Det	226672 ACF (dB) 3mH	DCCF (dB)	Gain/Loss (dB)	Corrected Reading (dBuV/m)	Average Limit (dBuV/m)	Margin (dB)	Peak Limit (dBuV/m)	PK Margin (dB)	Azimuth (Degs)	Height (cm)	Polarity
1	* 2.4835	67.71	Pk	32.2	0	-39.6	60.31	-	-	74	-13.69	277	136	H
2	* 2.48488	69.28	Pk	32.2	0	-39.69	61.79	-	-	74	-12.21	277	136	H
3	* 2.4835	50.57	RMS	32.2	.39	-39.6	43.56	54	-10.44	-	-	277	136	H
4	* 2.485338	52.48	RMS	32.2	.39	-39.67	45.40	54	-8.60	-	-	277	136	H

* - indicates frequency in CFR47 Pt 15 / IC RSS-Restricted Band
Pk - Peak detector
RMS - RMS detection

UL Verification Services Inc.
47173 Benicia Street, Fremont, CA 94538; USA. TEL:(510) 319-4000 FAX:(510) 661-0888
This report shall not be reproduced except in full, without the written approval of UL Verification Services Inc.

VERTICAL RESULT

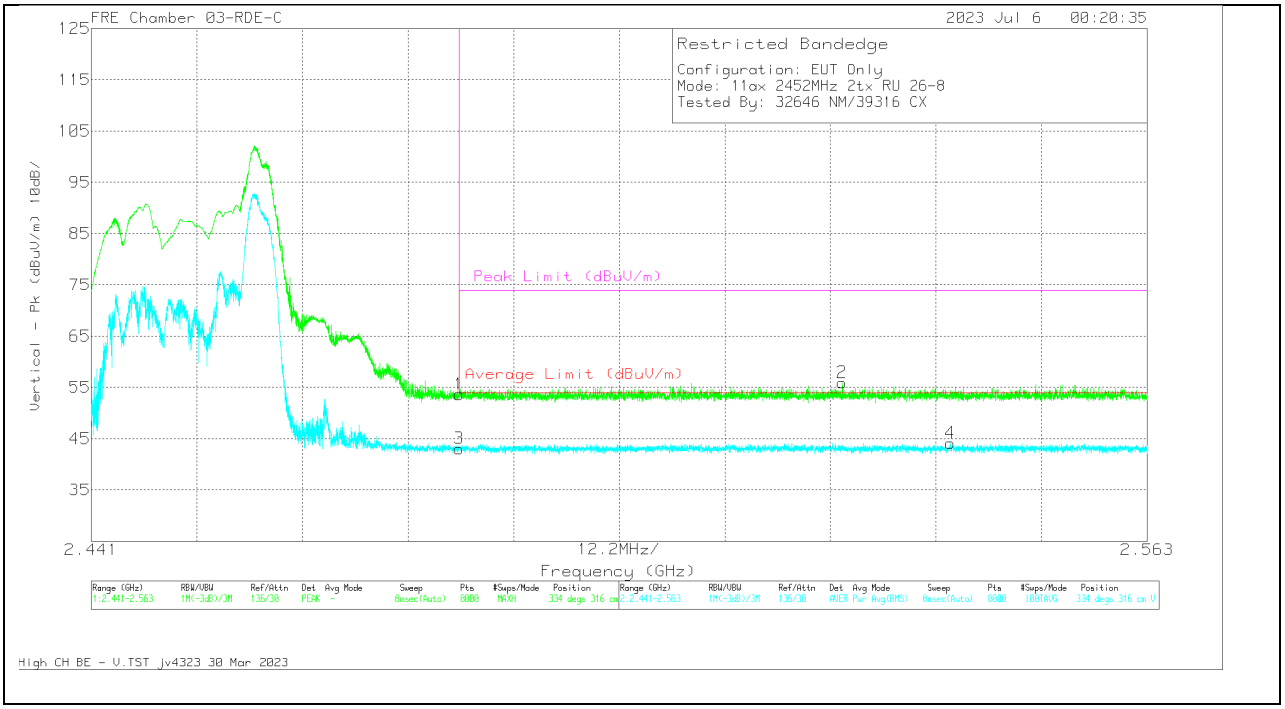

Marker	Frequency (GHz)	Meter Reading (dBuV)	Det	226672 ACF (dB) 3mH	DCCF (dB)	Gain/Loss (dB)	Corrected Reading (dBuV/m)	Average Limit (dBuV/m)	Margin (dB)	Peak Limit (dBuV/m)	PK Margin (dB)	Azimuth (Degs)	Height (cm)	Polarity
1	* 2.4835	61.03	Pk	32.2	0	-39.6	53.63	-	-	74	-20.37	334	316	V
3	* 2.4835	49.93	RMS	32.2	.39	-39.6	42.92	54	-11.08	-	-	334	316	V
2	2.527769	63.24	Pk	32.3	0	-39.6	55.94	-	-	74	-18.06	334	316	V
4	2.540275	50.87	RMS	32.3	.39	-39.57	43.99	54	-10.01	-	-	334	316	V

* - indicates frequency in CFR47 Pt 15 / IC RSS-Restricted Band
Pk - Peak detector
RMS - RMS detection

UL Verification Services Inc.
47173 Benicia Street, Fremont, CA 94538; USA. TEL:(510) 319-4000 FAX:(510) 661-0888
This report shall not be reproduced except in full, without the written approval of UL Verification Services Inc.

BANDEDGE (HIGH CHANNEL, CH 10)

HORIZONTAL RESULT

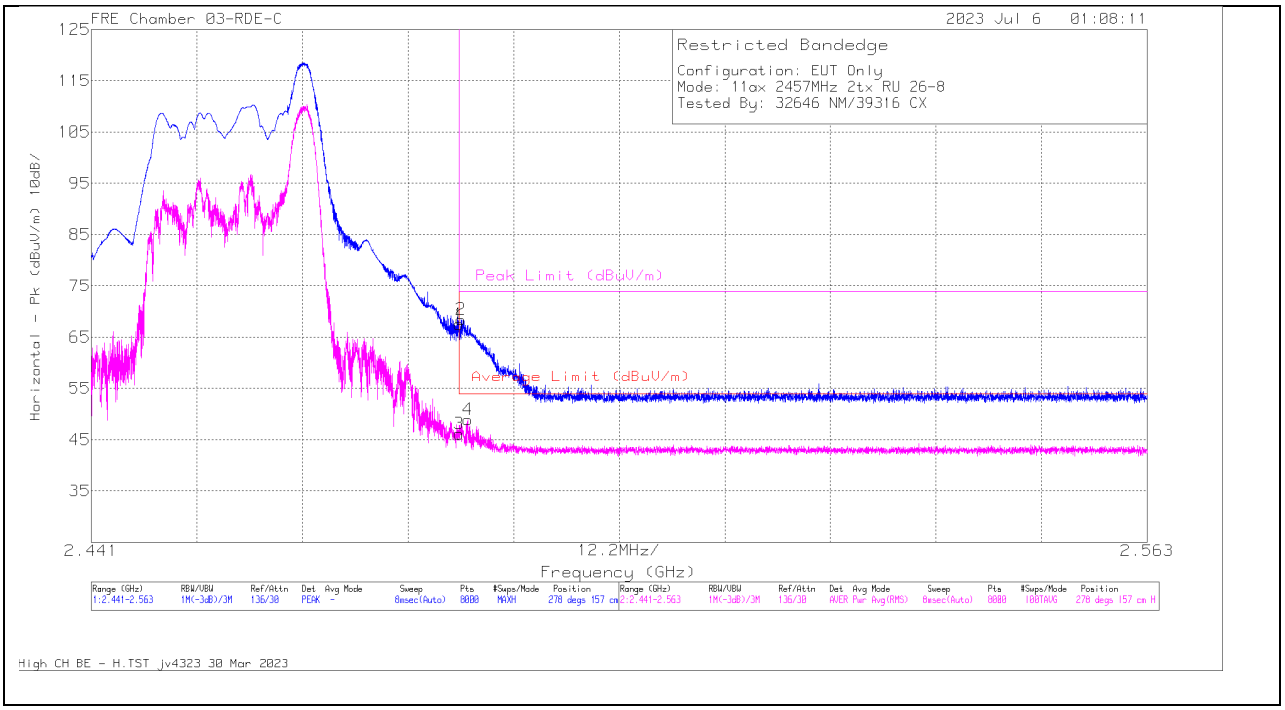

Marker	Frequency (GHz)	Meter Reading (dBuV)	Det	226672 ACF (dB) 3mH	DCCF (dB)	Gain/Loss (dB)	Corrected Reading (dBuV/m)	Average Limit (dBuV/m)	Margin (dB)	Peak Limit (dBuV/m)	PK Margin (dB)	Azimuth (Degs)	Height (cm)	Polarity
1	* 2.4835	74.92	Pk	32.2	0	-39.6	67.52	-	-	74	-6.48	278	157	H
2	* 2.483706	75.83	Pk	32.2	0	-39.6	68.43	-	-	74	-5.57	278	157	H
3	* 2.4835	53.01	RMS	32.2	.39	-39.6	46.00	54	-8.00	-	-	278	157	H
4	* 2.484529	55.83	RMS	32.2	.39	-39.65	48.77	54	-5.23	-	-	278	157	H

* - indicates frequency in CFR47 Pt 15 / IC RSS-Restricted Band
Pk - Peak detector
RMS - RMS detection

UL Verification Services Inc.
47173 Benicia Street, Fremont, CA 94538; USA. TEL:(510) 319-4000 FAX:(510) 661-0888
This report shall not be reproduced except in full, without the written approval of UL Verification Services Inc.

VERTICAL RESULT

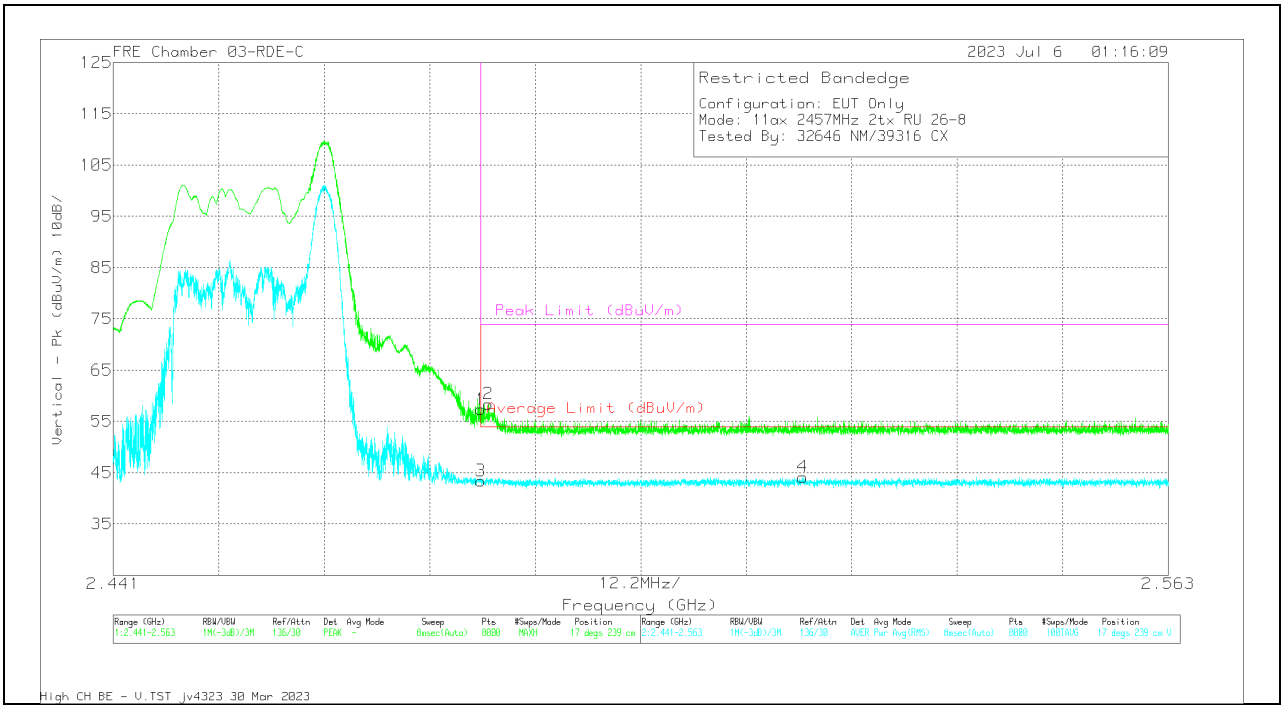

Marker	Frequency (GHz)	Meter Reading (dBuV)	Det	226672 ACF (dB) 3mH	DCCF (dB)	Gain/Loss (dB)	Corrected Reading (dBuV/m)	Average Limit (dBuV/m)	Margin (dB)	Peak Limit (dBuV/m)	PK Margin (dB)	Azimuth (Degs)	Height (cm)	Polarity
1	* 2.4835	64.77	Pk	32.2	0	-39.6	57.37	-	-	74	-16.63	17	239	V
2	* 2.484392	65.84	Pk	32.2	0	-39.64	58.4	-	-	74	-15.6	17	239	V
3	* 2.4835	50.25	RMS	32.2	.39	-39.6	43.24	54	-10.76	-	-	17	239	V
98	2.520737	50.83	RMS	32.3	.39	-39.5	44.02	54	-9.98	-	-	17	239	V

* - indicates frequency in CFR47 Pt 15 / IC RSS-Restricted Band
Pk - Peak detector
RMS - RMS detection

UL Verification Services Inc.
47173 Benicia Street, Fremont, CA 94538; USA. TEL:(510) 319-4000 FAX:(510) 661-0888
This report shall not be reproduced except in full, without the written approval of UL Verification Services Inc.

BANDEDGE (HIGH CHANNEL, CH 11)

HORIZONTAL RESULT

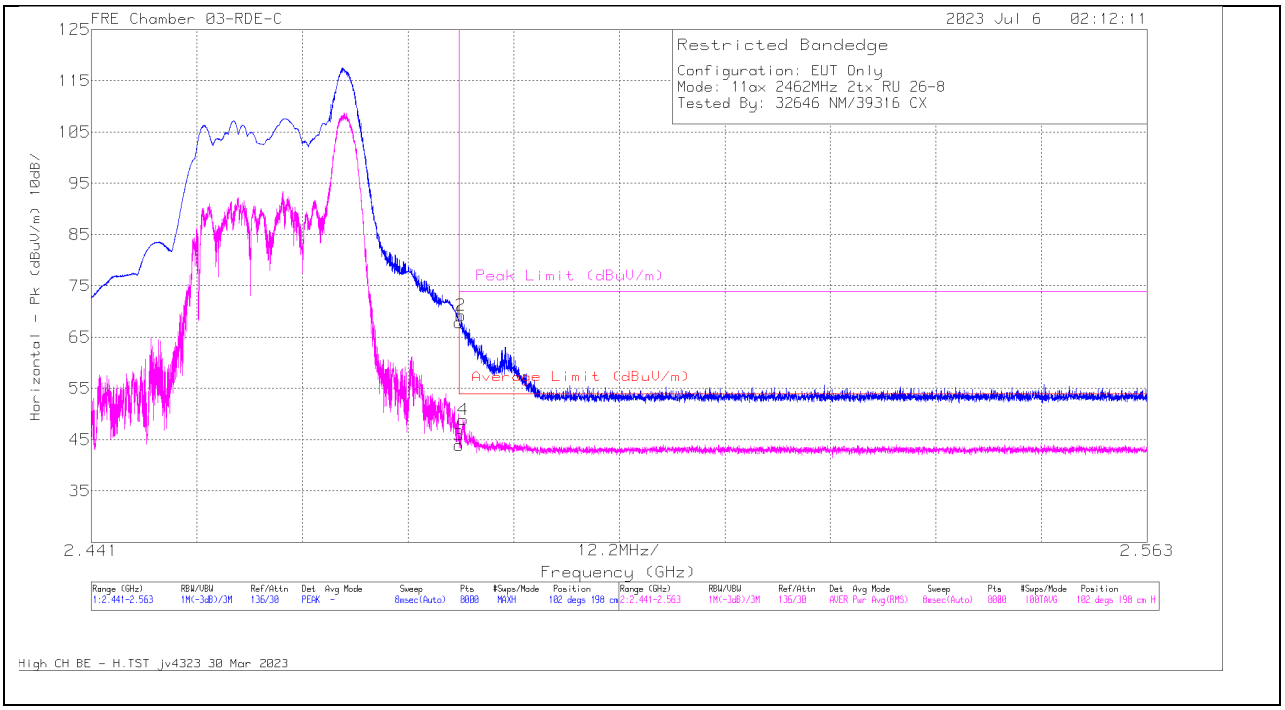

Marker	Frequency (GHz)	Meter Reading (dBuV)	Det	226672 ACF (dB) 3mH	DCCF (dB)	Gain/Loss (dB)	Corrected Reading (dBuV/m)	Average Limit (dBuV/m)	Margin (dB)	Peak Limit (dBuV/m)	PK Margin (dB)	Azimuth (Degs)	Height (cm)	Polarity
1	* 2.4835	75.28	Pk	32.2	0	-39.6	67.88	-	-	74	-6.12	102	198	H
2	* 2.483706	76.62	Pk	32.2	0	-39.6	69.22	-	-	74	-4.78	102	198	H
3	* 2.4835	50.79	RMS	32.2	.39	-39.6	43.78	54	-10.22	-	-	102	198	H
4	* 2.483965	55.73	RMS	32.2	.39	-39.6	48.87	54	-5.13	-	-	102	198	H

* - indicates frequency in CFR47 Pt 15 / IC RSS-Restricted Band72
Pk - Peak detector
RMS - RMS detection

UL Verification Services Inc.
47173 Benicia Street, Fremont, CA 94538; USA. TEL:(510) 319-4000 FAX:(510) 661-0888
This report shall not be reproduced except in full, without the written approval of UL Verification Services Inc.

VERTICAL RESULT

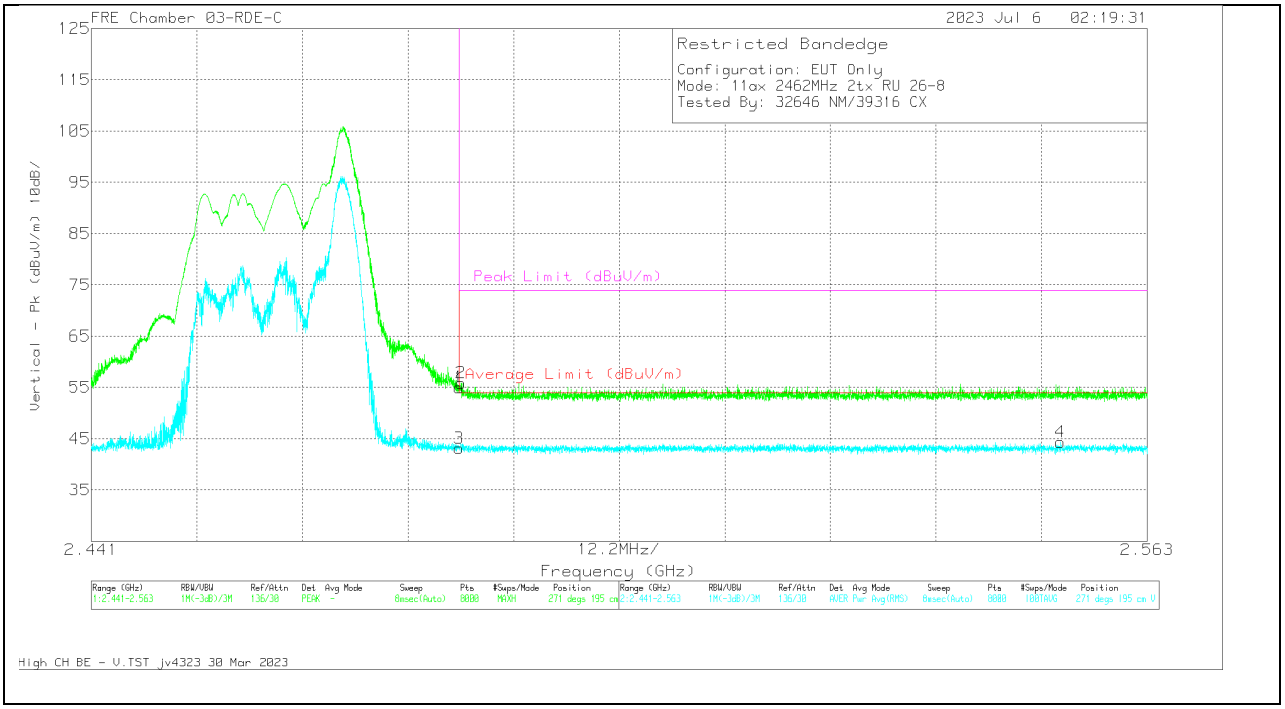

Marker	Frequency (GHz)	Meter Reading (dBuV)	Det	226672 ACF (dB) 3mH	DCCF (dB)	Gain/Loss (dB)	Corrected Reading (dBuV/m)	Average Limit (dBuV/m)	Margin (dB)	Peak Limit (dBuV/m)	PK Margin (dB)	Azimuth (Degs)	Height (cm)	Polarity
1	* 2.4835	62.38	Pk	32.2	0	-39.6	54.98	-	-	74	-19.02	271	195	V
2	* 2.483736	63.25	Pk	32.2	0	-39.6	55.85	-	-	74	-18.15	271	195	V
3	* 2.4835	49.99	RMS	32.2	.39	-39.6	42.98	54	-11.02	-	-	271	195	V
4	2.552965	50.97	RMS	32.3	.39	-39.5	44.16	54	-9.84	-	-	271	195	V

* - indicates frequency in CFR47 Pt 15 / IC RSS-Restricted Band
Pk - Peak detector
RMS - RMS detection

UL Verification Services Inc.
47173 Benicia Street, Fremont, CA 94538; USA. TEL:(510) 319-4000 FAX:(510) 661-0888
This report shall not be reproduced except in full, without the written approval of UL Verification Services Inc.

BANDEDGE (HIGH CHANNEL, CH 12)

HORIZONTAL RESULT

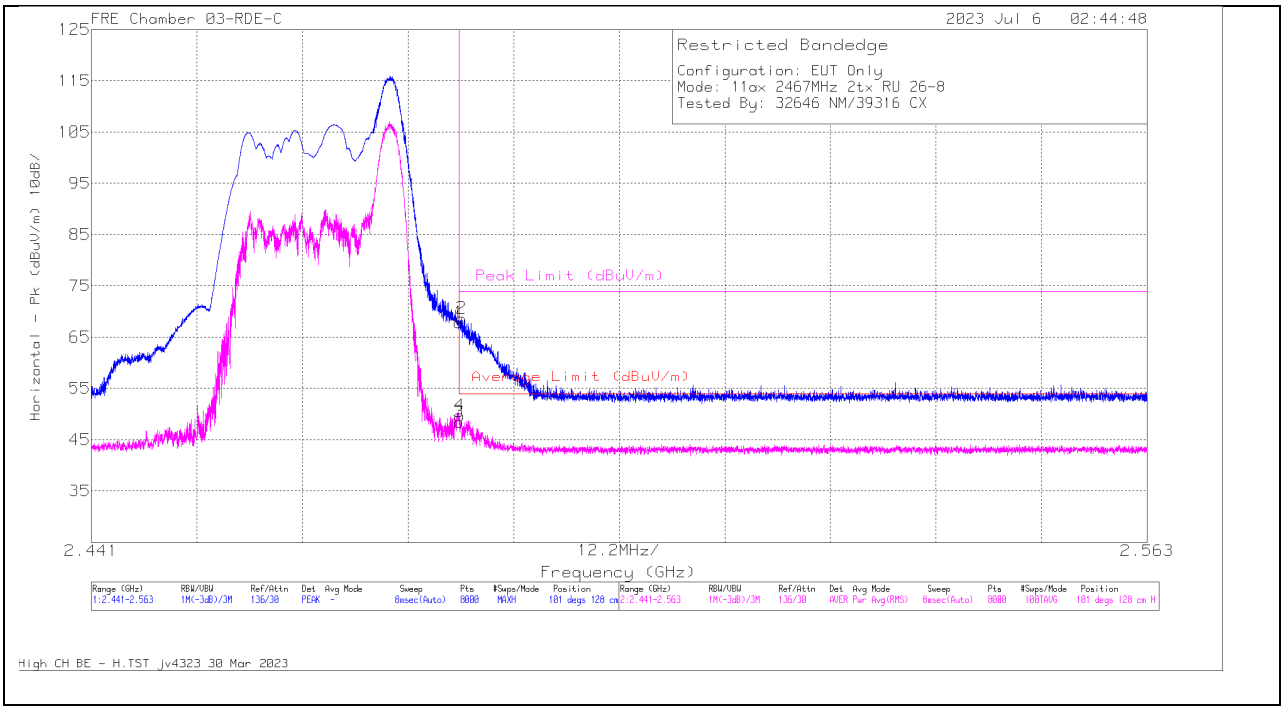

Marker	Frequency (GHz)	Meter Reading (dBuV)	Det	226672 ACF (dB) 3mH	DCCF (dB)	Gain/Loss (dB)	Corrected Reading (dBuV/m)	Average Limit (dBuV/m)	Margin (dB)	Peak Limit (dBuV/m)	PK Margin (dB)	Azimuth (Degs)	Height (cm)	Polarity
1	* 2.4835	75.26	Pk	32.2	0	-39.6	67.86	-	-	74	-6.14	101	128	H
2	* 2.483797	76.09	Pk	32.2	0	-39.6	68.69	-	-	74	-5.31	101	128	H
3	* 2.4835	55.33	RMS	32.2	.39	-39.6	48.32	54	-5.68	-	-	101	128	H
4	* 2.483553	56.57	RMS	32.2	.39	-39.6	49.56	54	-4.44	-	-	101	128	H

* - indicates frequency in CFR47 Pt 15 / IC RSS-Restricted Band
Pk - Peak detector
RMS - RMS detection

UL Verification Services Inc.
47173 Benicia Street, Fremont, CA 94538; USA. TEL:(510) 319-4000 FAX:(510) 661-0888
This report shall not be reproduced except in full, without the written approval of UL Verification Services Inc.

VERTICAL RESULT

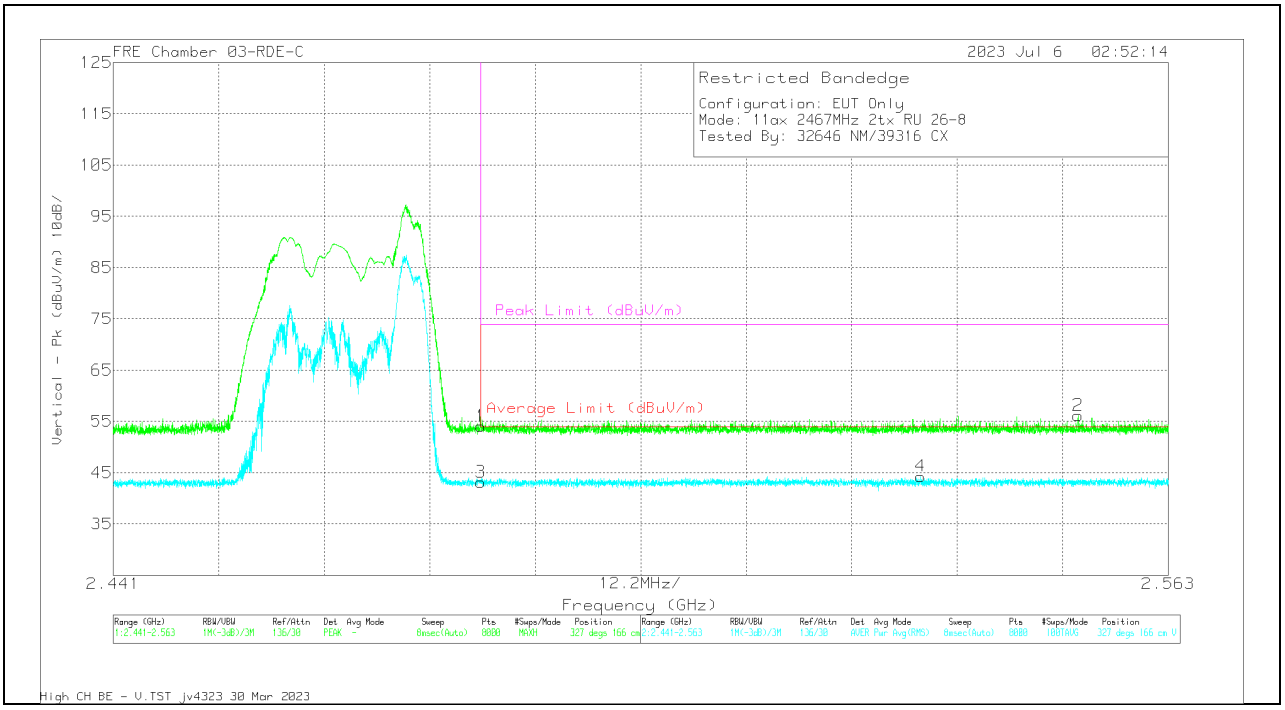

Marker	Frequency (GHz)	Meter Reading (dBuV)	Det	226672 ACF (dB) 3mH	DCCF (dB)	Gain/Loss (dB)	Corrected Reading (dBuV/m)	Average Limit (dBuV/m)	Margin (dB)	Peak Limit (dBuV/m)	PK Margin (dB)	Azimuth (Degs)	Height (cm)	Polarity
1	* 2.4835	61.46	Pk	32.2	0	-39.6	54.06	-	-	74	-19.94	327	166	V
3	* 2.4835	50.02	RMS	32.2	.39	-39.6	43.01	54	-10.99	-	-	327	166	V
4	2.534373	51	RMS	32.3	39	-39.54	44.15	54	-9.85	-	-	327	166	V
2	2.552568	63.36	Pk	32.3	0	-39.5	56.16	-	-	74	-17.84	327	166	V

* - indicates frequency in CFR47 Pt 15 / IC RSS-Restricted Band
Pk - Peak detector
RMS - RMS detection

UL Verification Services Inc.
47173 Benicia Street, Fremont, CA 94538; USA. TEL:(510) 319-4000 FAX:(510) 661-0888
This report shall not be reproduced except in full, without the written approval of UL Verification Services Inc.

BANDEDGE (HIGH CHANNEL, CH 13)

HORIZONTAL RESULT

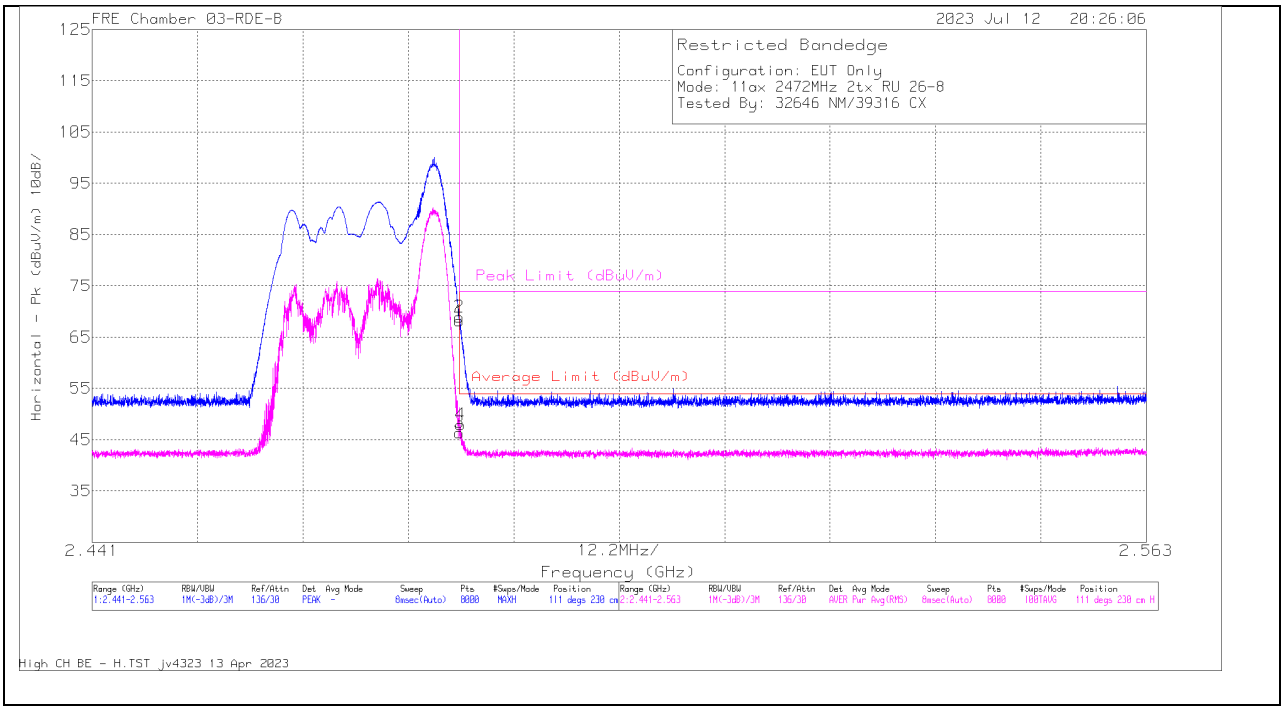

Trace Markers

Marker	Frequency (GHz)	Meter Reading (dBuV)	Det	230300 ACF (dB/m)	DCCF (dB)	Gain/Loss (dB)	Corrected Reading (dBuV/m)	Average Limit (dBuV/m)	Margin (dB)	Peak Limit (dBuV/m)	PK Margin (dB)	Azimuth (Degs)	Height (cm)	Polarity
1	* 2.4835	77.1	Pk	32.2	0	-41.15	68.15	-	-	74	-5.85	111	230	H
2	* 2.483523	77.88	Pk	32.2	0	-41.15	68.93	-	-	74	-5.07	111	230	H
3	* 2.4835	54.85	RMS	32.2	.39	-41.15	46.29	54	-7.71	-	-	111	230	H
4	* 2.483629	56.4	RMS	32.2	.39	-41.14	47.85	54	-6.15	-	-	111	230	H

* - indicates frequency in CFR47 Pt 15 / IC RSS-Restricted Band
Pk - Peak detector
RMS - RMS detection

UL Verification Services Inc.
47173 Benicia Street, Fremont, CA 94538; USA. TEL:(510) 319-4000 FAX:(510) 661-0888
This report shall not be reproduced except in full, without the written approval of UL Verification Services Inc.

VERTICAL RESULT

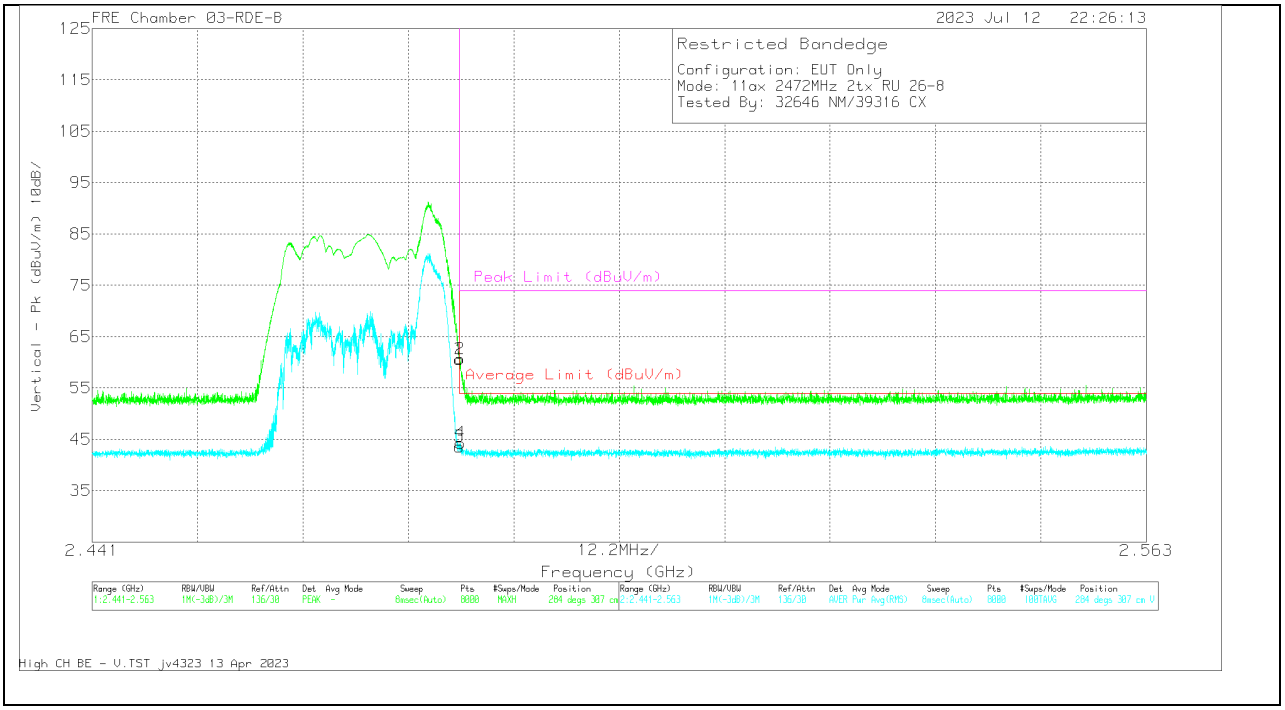

Marker		Frequency (GHz)	Meter Reading (dBuV)	Det	230300 ACF (dB/m)	DCCF (dB)	Gain/Loss (dB)	Corrected Reading (dBuV/m)	Average Limit (dBuV/m)	Margin (dB)	Peak Limit (dBuV/m)	PK Margin (dB)	Azimuth (Degs)	Height (cm)	Polarity
1		* 2.4835	69.48	Pk	32.2	0	-41.15	60.53	-	-	74	-13.47	284	307	V
2		* 2.483584	69.59	Pk	32.2	0	-41.14	60.65	-	-	74	-13.35	284	307	V
3		* 2.4835	52.05	RMS	32.2	.39	-41.15	43.49	54	-10.51	-	-	284	307	V
4		* 2.483614	52.74	RMS	32.2	.39	-41.14	44.19	54	-9.81	-	-	284	307	V

* - indicates frequency in CFR47 Pt 15 / IC RSS-Restricted Band
Pk - Peak detector
RMS - RMS detection

UL Verification Services Inc.
47173 Benicia Street, Fremont, CA 94538; USA. TEL:(510) 319-4000 FAX:(510) 661-0888
This report shall not be reproduced except in full, without the written approval of UL Verification Services Inc.

10.1.10. 802.11ax 26-Tones HARMONICS AND SPURIOUS EMISSIONS(

LOW CHANNEL, CH 1 RESULTS

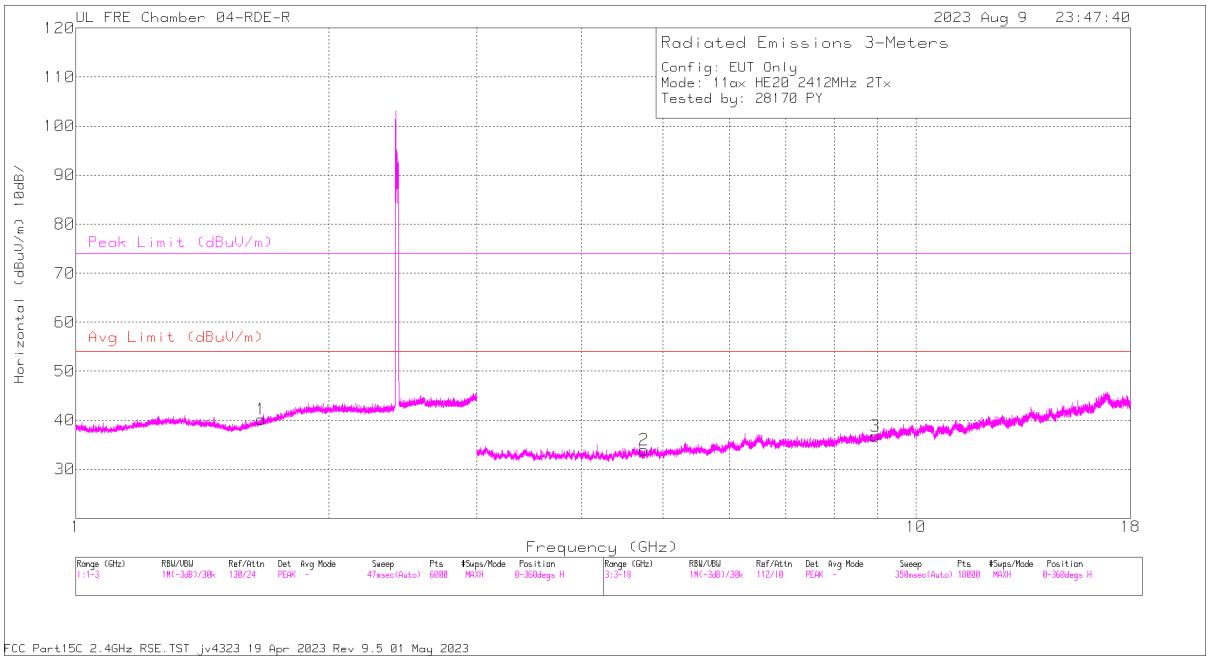

HORIZONTAL

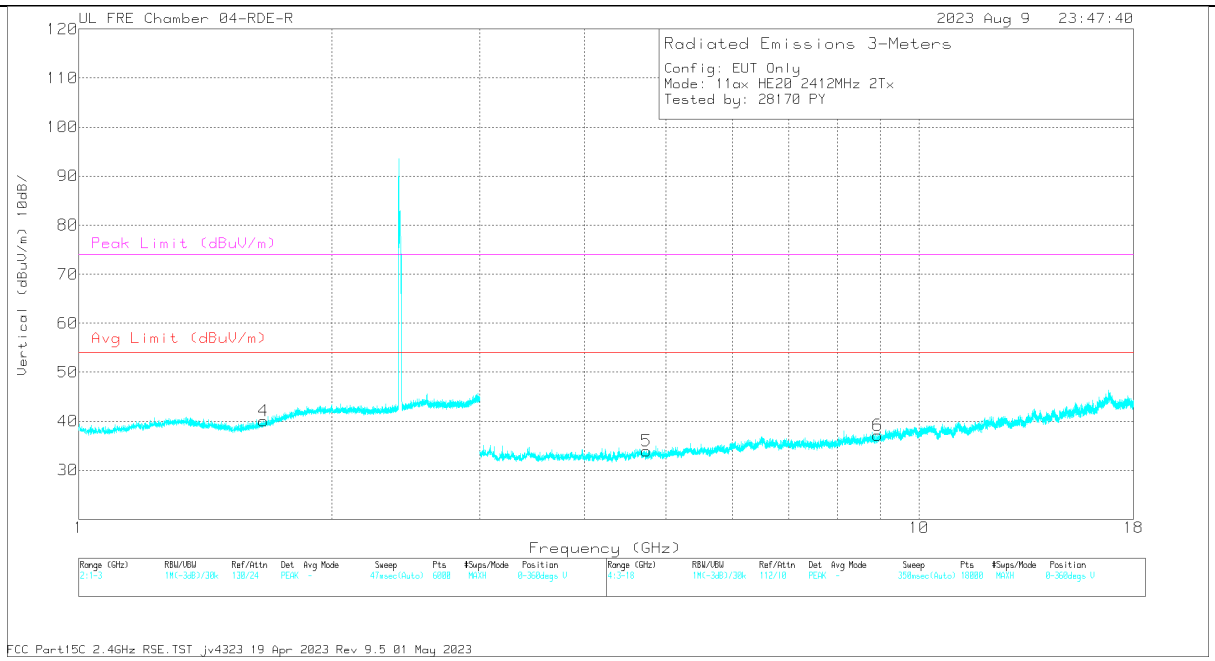

VERTICAL

UL Verification Services Inc.
47173 Benicia Street, Fremont, CA 94538; USA. TEL:(510) 319-4000 FAX:(510) 661-0888
This report shall not be reproduced except in full, without the written approval of UL Verification Services Inc.

RADIATED EMISSIONS

Marker	Frequency (GHz)	Meter Reading (dBuV)	Det	222740 ACF(dB) - 3mH	Gain/Loss (dB)	Corrected Reading (dBuV/m)	Avg Limit (dBuV/m)	Margin (dB)	Peak Limit (dBuV/m)	PK Margin (dB)	Azimuth (Degs)	Height (cm)	Polarity
4	1.658089	61.66	PK2	28.7	-40.48	49.88	-	-	74	-24.12	360	200	V
	1.658845	50.08	MAv1	28.7	-40.47	38.31	-	-	-	-	360	200	V
1	1.659997	50.06	MAv1	28.7	-40.46	38.30	-	-	-	-	360	100	H
	1.661198	61.39	PK2	28.7	-40.45	49.64	-	-	74	-24.36	360	100	H
5	4.734344	57.27	PK2	33.8	-47.78	43.29	-	-	74	-30.71	360	201	V
	4.735442	45.92	MAv1	33.8	-47.76	31.96	54	-22.04	-	-	360	201	V
2	4.745883	57.34	PK2	33.8	-47.61	43.53	-	-	74	-30.47	360	100	H
	4.746658	45.84	MAv1	33.8	-47.66	31.98	54	-22.02	-	-	360	100	H
6	8.931776	55.09	PK2	36	-44.66	46.43	-	-	74	-27.57	360	200	V
	8.931936	43.75	MAv1	36	-44.66	35.09	-	-	-	-	360	200	V
3	8.949042	43.68	MAv1	36	-44.59	35.09	-	-	-	-	360	100	H
	8.950799	55.32	PK2	36	-44.6	46.72	-	-	74	-27.28	360	100	H

PK2 - KDB558074 Method: Maximum Peak
MAv1 - KDB558074 Option 1 Maximum RMS Average

UL Verification Services Inc.
47173 Benicia Street, Fremont, CA 94538; USA. TEL:(510) 319-4000 FAX:(510) 661-0888
This report shall not be reproduced except in full, without the written approval of UL Verification Services Inc.

MID CHANNEL, CH 6 RESULTS

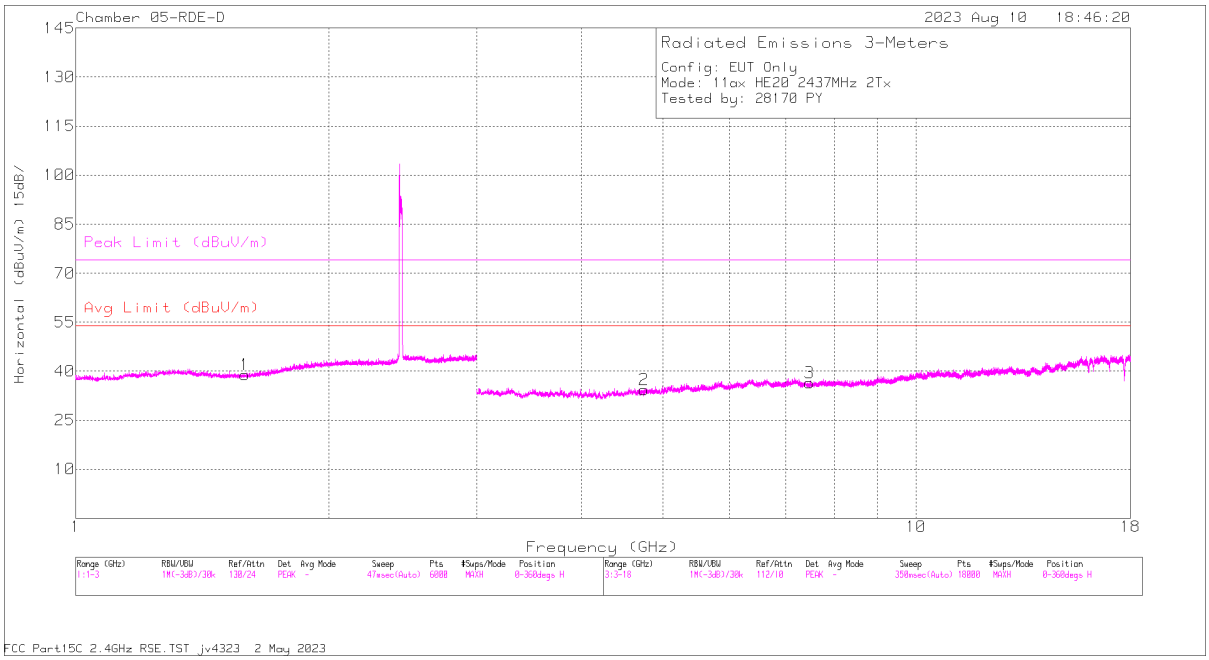

HORIZONTAL

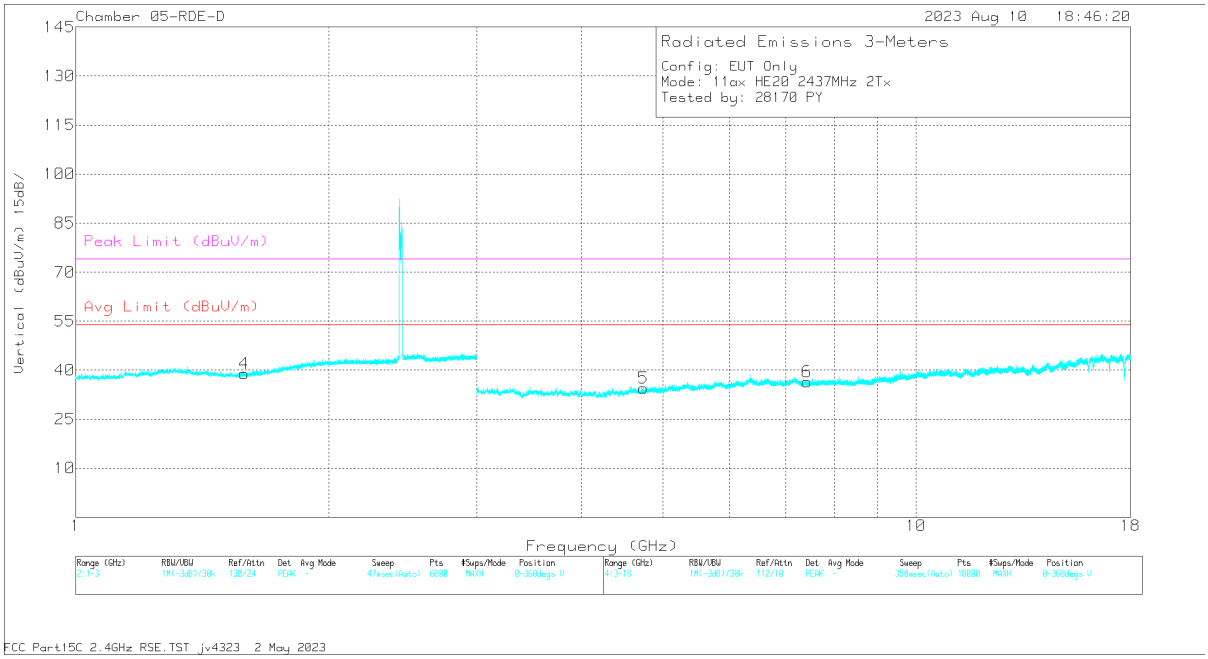

VERTICAL

UL Verification Services Inc.
47173 Benicia Street, Fremont, CA 94538; USA. TEL:(510) 319-4000 FAX:(510) 661-0888
This report shall not be reproduced except in full, without the written approval of UL Verification Services Inc.

RADIATED EMISSIONS

Marker	Frequency (GHz)	Meter Reading (dBuV)	Det	230299 ACF (dB) 3mH	Gain/Loss (dB)	Corrected Reading (dBuV/m)	Avg Limit (dBuV/m)	Margin (dB)	Peak Limit (dBuV/m)	PK Margin (dB)	Azimuth (Degs)	Height (cm)	Polarity
1	* 1.590174	61.73	PK2	28.1	-40.35	49.48	-	-	74	-24.52	1	101	H
	* 1.59007	49.75	MAv1	28.1	-40.35	37.50	54	-16.50	-	-	1	101	H
4	* 1.585153	61.44	PK2	28	-40.35	49.09	-	-	74	-24.91	1	200	V
	* 1.585082	49.57	MAv1	28	-40.35	37.21	54	-16.79	-	-	1	200	V
2	* 4.750033	57.36	PK2	34.3	-47.47	44.19	-	-	74	-29.81	1	200	H
	* 4.752028	45.71	MAv1	34.3	-47.58	32.43	54	-21.57	-	-	1	200	H
3	* 7.465831	56.55	PK2	35.8	-45.85	46.5	-	-	74	-27.5	1	101	H
	* 7.466309	44.62	MAv1	35.8	-45.86	34.56	54	-19.44	-	-	1	101	H
5	* 4.741551	57.49	PK2	34.3	-47.59	44.2	-	-	74	-29.8	1	200	V
	* 4.741138	45.66	MAv1	34.3	-47.62	32.34	54	-21.64	-	-	1	200	V
6	* 7.422457	56.89	PK2	35.8	-45.88	46.81	-	-	74	-27.19	1	101	V
	* 7.423054	45.15	MAv1	35.8	-45.88	35.07	54	-18.93	-	-	1	101	V

* - indicates frequency in CFR47 Pt 15 / IC RSS-Restricted Band
PK2 - KDB558074 Method: Maximum Peak
MAv1 - KDB558074 Option 1 Maximum RMS Average

UL Verification Services Inc.
47173 Benicia Street, Fremont, CA 94538; USA. TEL:(510) 319-4000 FAX:(510) 661-0888
This report shall not be reproduced except in full, without the written approval of UL Verification Services Inc.

HIGH CHANNEL, CH 13 RESULTS

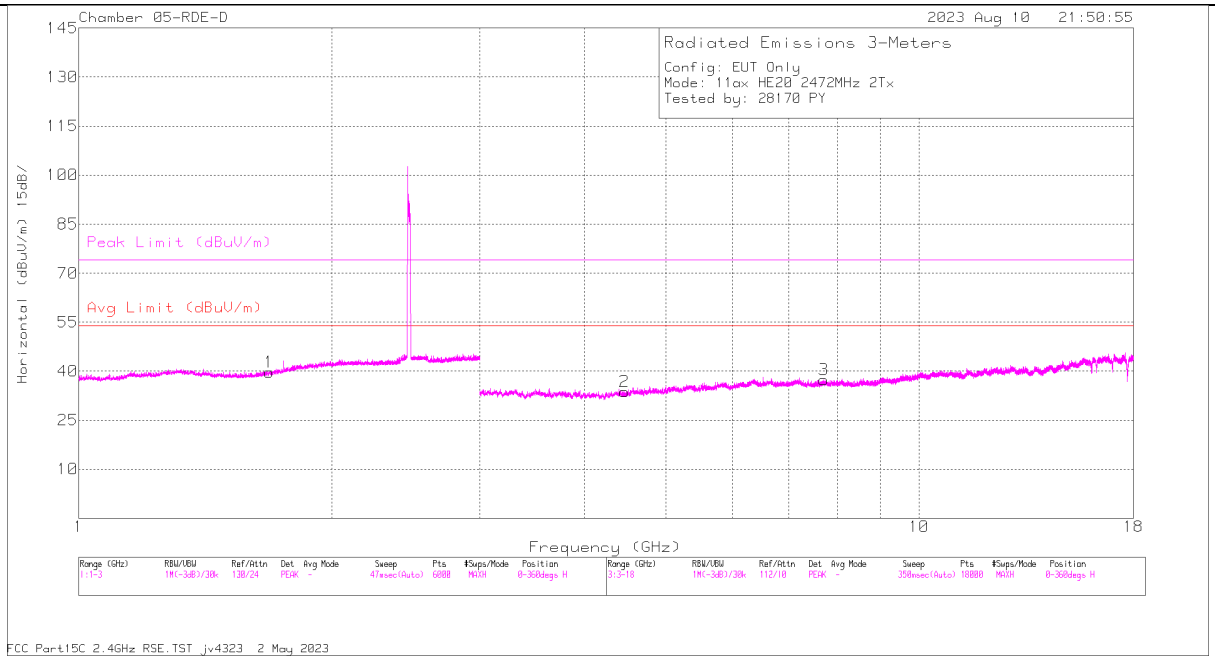

HORIZONTAL

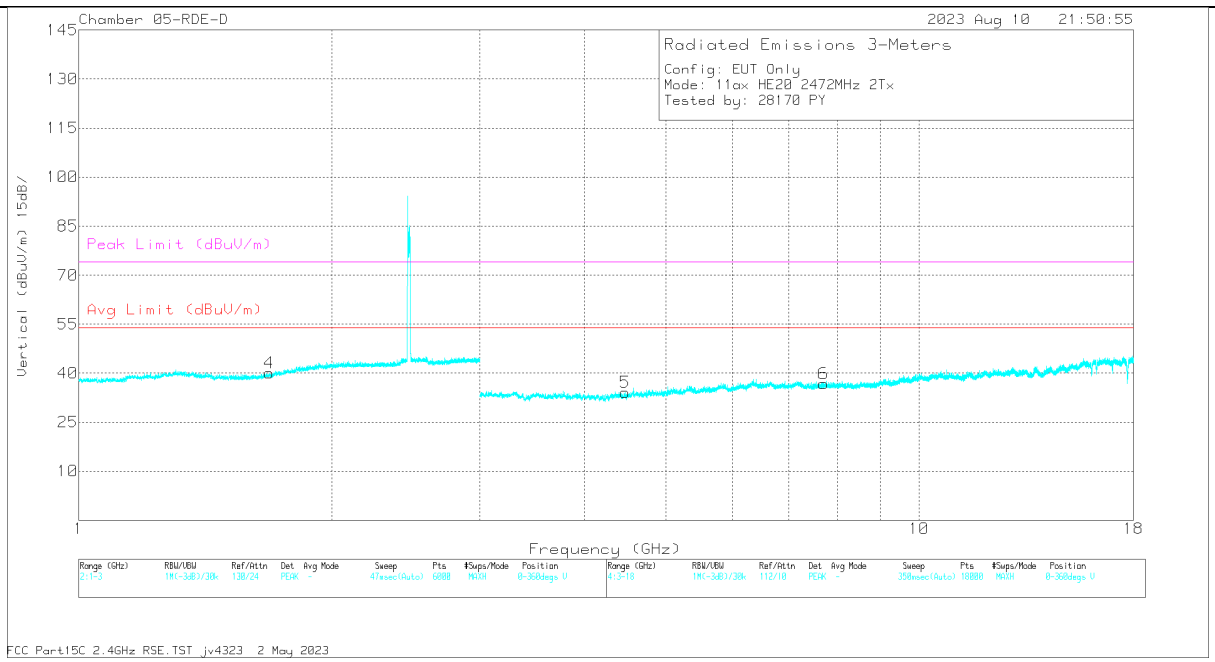

VERTICAL

UL Verification Services Inc.
47173 Benicia Street, Fremont, CA 94538; USA. TEL:(510) 319-4000 FAX:(510) 661-0888
This report shall not be reproduced except in full, without the written approval of UL Verification Services Inc.

RADIATED EMISSIONS

Marker	Frequency (GHz)	Meter Reading (dBuV)	Det	230299 ACF (dB) 3mH	Gain/Loss (dB)	Corrected Reading (dBuV/m)	Avg Limit (dBuV/m)	Margin (dB)	Peak Limit (dBuV/m)	PK Margin (dB)	Azimuth (Degs)	Height (cm)	Polarity
1	* 1.683487	61.3	PK2	28.8	-40.37	49.73	-	-	74	-24.27	2	200	H
	* 1.682519	49.86	MAv1	28.8	-40.5	38.16	54	-15.84	-	-	2	200	H
4	* 1.684537	61.57	PK2	28.8	-40.33	50.04	-	-	74	-23.96	2	101	V
	* 1.684723	49.83	MAv1	28.8	-40.36	38.27	54	-15.73	-	-	2	101	V
3	* 7.701462	56.35	PK2	35.8	-45.19	46.96	-	-	74	-27.04	2	200	H
	* 7.701588	44.75	MAv1	35.8	-45.18	35.37	54	-18.63	-	-	2	200	H
6	* 7.697564	56.35	PK2	35.8	-45.14	47.01	-	-	74	-26.99	2	200	V
	* 7.699485	44.82	MAv1	35.8	-45.16	35.46	54	-18.54	-	-	2	200	V
2	4.46509	45.67	MAv1	34	-47.26	32.41	-	-	-	-	2	200	H
5	4.466667	45.34	MAv1	34	-47.14	32.20	-	-	-	-	2	200	V
	4.467117	56.71	PK2	34	-47.13	43.58	-	-	74	-30.42	2	200	V
	4.467645	57.15	PK2	34	-47.14	44.01	-	-	74	-29.99	2	200	H

* - indicates frequency in CFR47 Pt 15 / IC RSS-Restricted Band
PK2 - KDB558074 Method: Maximum Peak
MAv1 - KDB558074 Option 1 Maximum RMS Average

UL Verification Services Inc.
47173 Benicia Street, Fremont, CA 94538; USA. TEL:(510) 319-4000 FAX:(510) 661-0888
This report shall not be reproduced except in full, without the written approval of UL Verification Services Inc.

2TX ANT 4+ ANT 3 OFDMA MODE: SU

BANDEDGE (LOW CHANNEL, CH 1)

HORIZONTAL RESULT

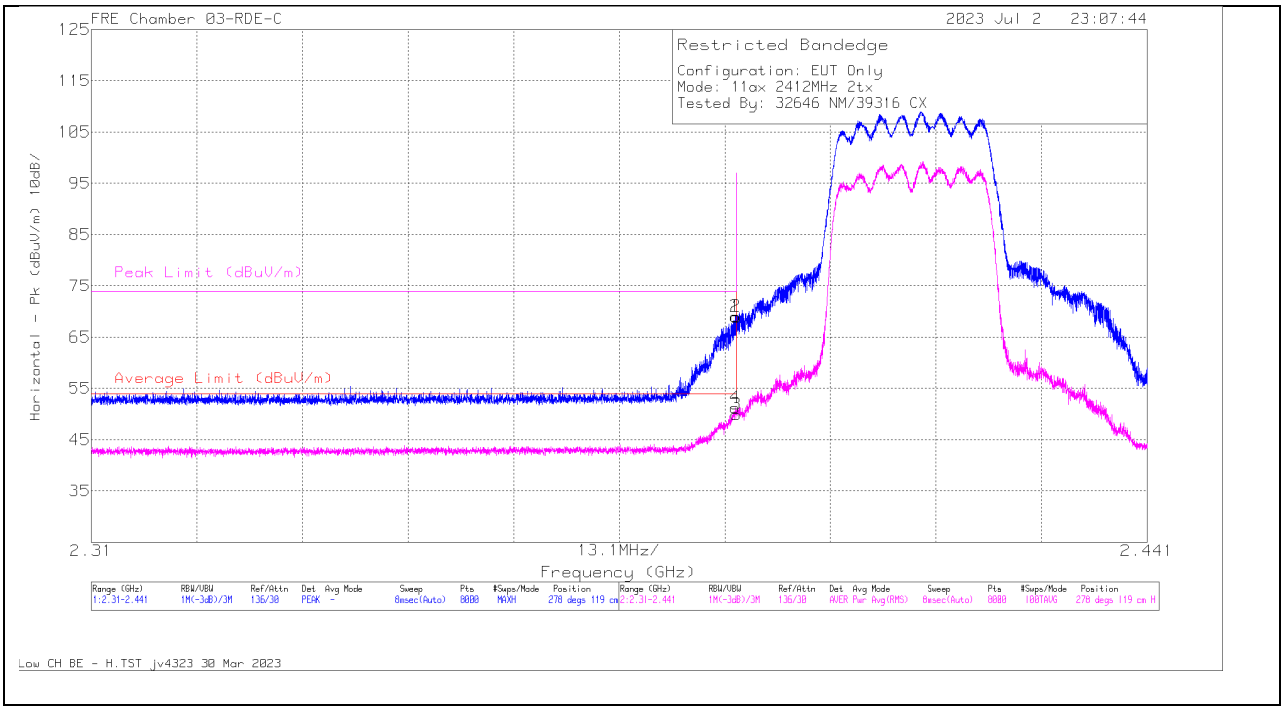

Marker	Frequency (GHz)	Meter Reading (dBuV)	Det	226672 ACF (dB) 3mH	DCCF (dB)	Gain/Loss (dB)	Corrected Reading (dBuV/m)	Average Limit (dBuV/m)	Margin (dB)	Peak Limit (dBuV/m)	PK Margin (dB)	Azimuth (Degs)	Height (cm)	Polarity
1	* 2.39	76.66	Pk	32.1	0	-39.8	68.96	-	-	74	-5.04	278	119	H
2	* 2.38992	76.78	Pk	32.1	0	-39.82	69.06	-	-	74	-4.94	278	119	H
3	* 2.39	56.86	RMS	32.1	.53	-39.8	49.69	54	-4.31	-	-	278	119	H
4	* 2.389903	58.22	RMS	32.1	.53	-39.82	51.03	54	-2.97	-	-	278	119	H

* - indicates frequency in CFR47 Pt 15 / IC RSS-Restricted Band
Pk - Peak detector
RMS - RMS detection

UL Verification Services Inc.
47173 Benicia Street, Fremont, CA 94538; USA. TEL:(510) 319-4000 FAX:(510) 661-0888
This report shall not be reproduced except in full, without the written approval of UL Verification Services Inc.

VERTICAL RESULT

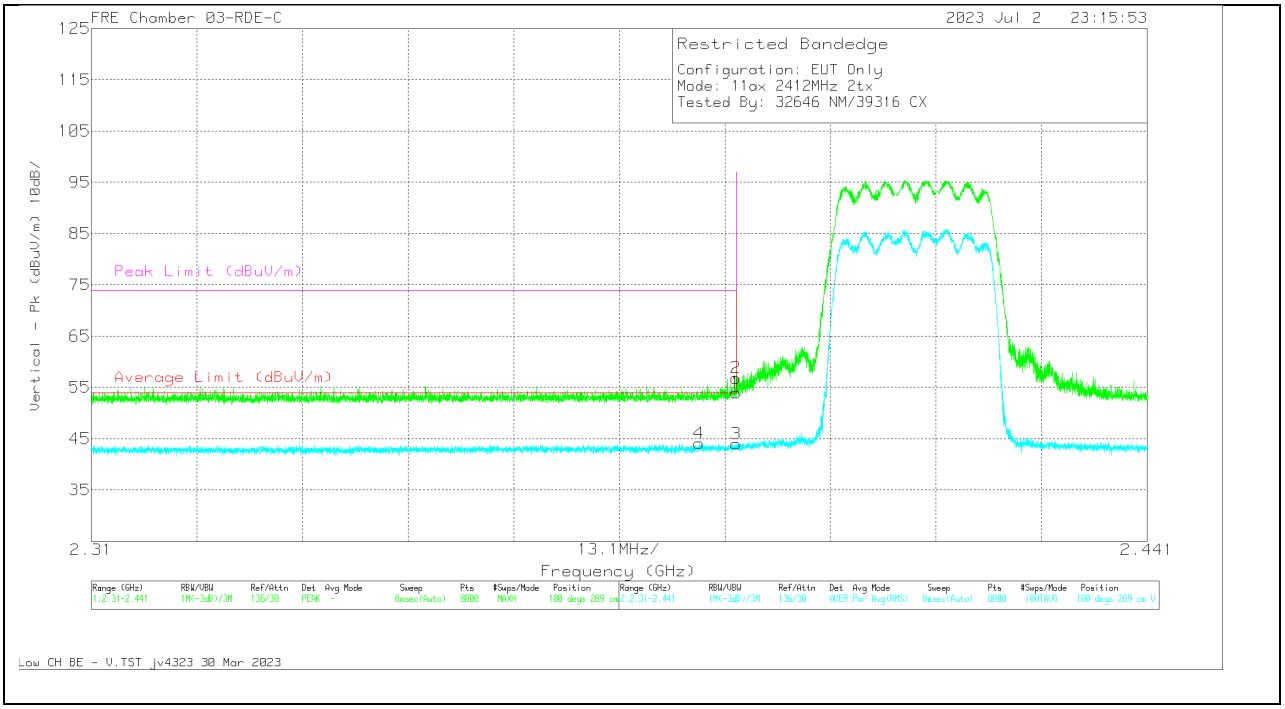

Marker	Frequency (GHz)	Meter Reading (dBuV)	Det	226672 ACF (dB) 3mH	DCCF (dB)	Gain/Loss (dB)	Corrected Reading (dBuV/m)	Average Limit (dBuV/m)	Margin (dB)	Peak Limit (dBuV/m)	PK Margin (dB)	Azimuth (Degs)	Height (cm)	Polarity
1	* 2.39	61.66	Pk	32.1	0	-39.8	53.96	-	-	74	-20.04	100	289	V
2	* 2.389953	64.54	Pk	32.1	0	-39.81	56.83	-	-	74	-17.17	100	289	V
3	* 2.39	50.9	RMS	32.1	.53	-39.8	43.73	54	-10.27	-	-	100	289	V
4	* 2.3854	51.07	RMS	32.1	.53	-39.84	43.86	54	-10.14	-	-	100	289	V

* - indicates frequency in CFR47 Pt 15 / IC RSS-Restricted Band
Pk - Peak detector
RMS - RMS detection

UL Verification Services Inc.
47173 Benicia Street, Fremont, CA 94538; USA. TEL:(510) 319-4000 FAX:(510) 661-0888
This report shall not be reproduced except in full, without the written approval of UL Verification Services Inc.

BANDEDGE (LOW CHANNEL, CH 2)

HORIZONTAL RESULT

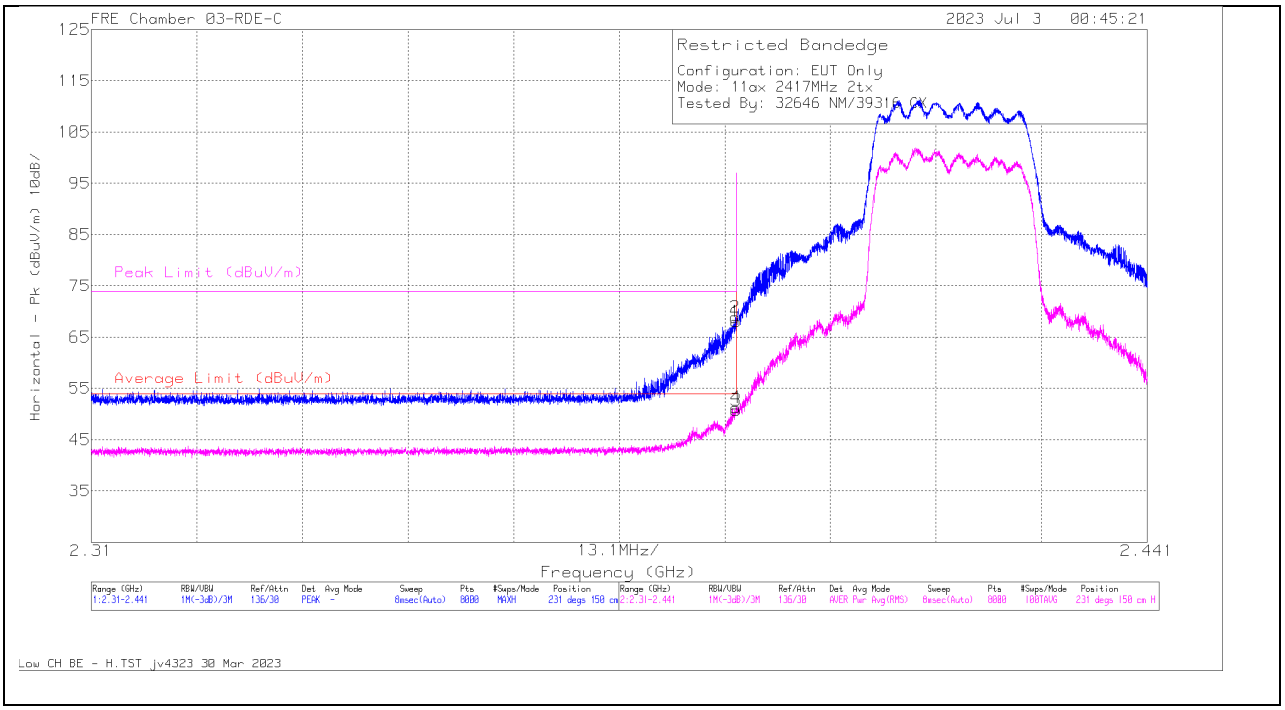

Marker	Frequency (GHz)	Meter Reading (dBuV)	Det	226672 ACF (dB) 3mH	DCCF (dB)	Gain/Loss (dB)	Corrected Reading (dBuV/m)	Average Limit (dBuV/m)	Margin (dB)	Peak Limit (dBuV/m)	PK Margin (dB)	Azimuth (Degs)	Height (cm)	Polarity
1	* 2.39	75.73	Pk	32.1	0	-39.8	68.03	-	-	74	-5.97	231	150	H
2	* 2.389903	76.59	Pk	32.1	0	-39.82	68.87	-	-	74	-5.13	231	150	H
3	* 2.39	57.69	RMS	32.1	.53	-39.8	50.52	54	-3.48	-	-	231	150	H
4	* 2.389985	58.19	RMS	32.1	.53	-39.8	51.02	54	-2.98	-	-	231	150	H

* - indicates frequency in CFR47 Pt 15 / IC RSS-Restricted Band
Pk - Peak detector
RMS - RMS detection

UL Verification Services Inc.
47173 Benicia Street, Fremont, CA 94538; USA. TEL:(510) 319-4000 FAX:(510) 661-0888
This report shall not be reproduced except in full, without the written approval of UL Verification Services Inc.

VERTICAL RESULT

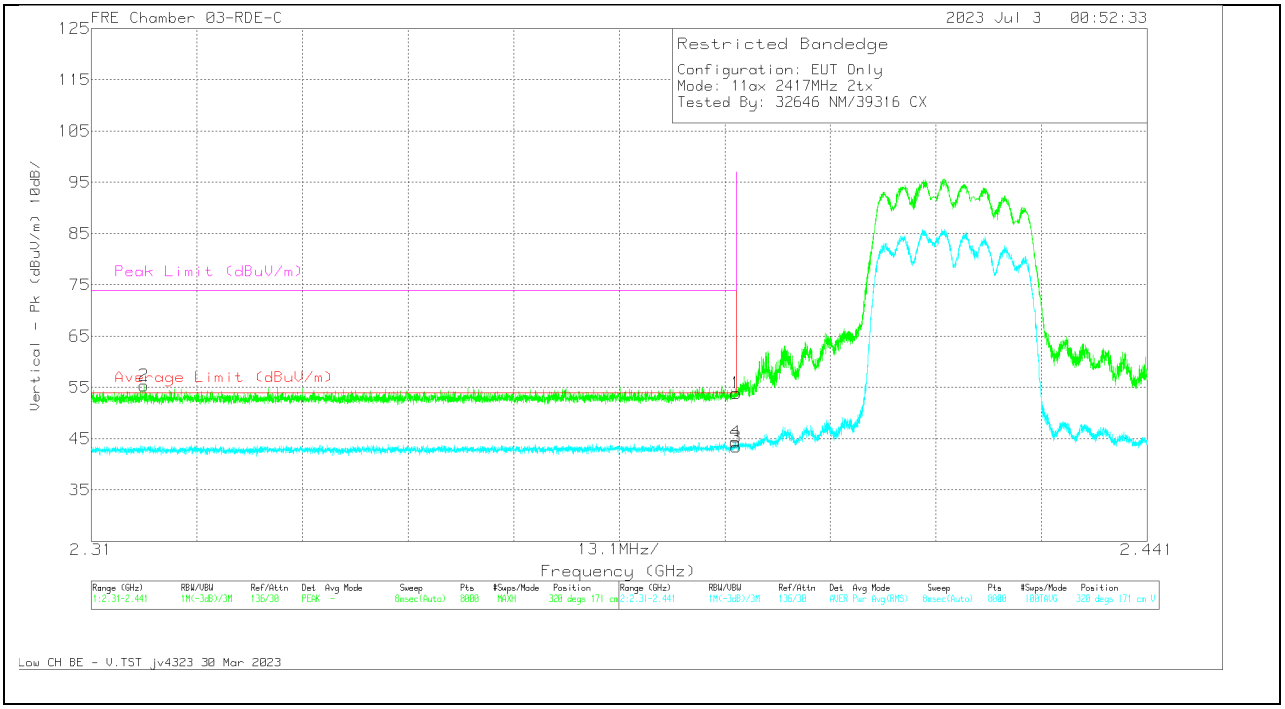

Marker	Frequency (GHz)	Meter Reading (dBuV)	Det	226672 ACF (dB) 3mH	DCCF (dB)	Gain/Loss (dB)	Corrected Reading (dBuV/m)	Average Limit (dBuV/m)	Margin (dB)	Peak Limit (dBuV/m)	PK Margin (dB)	Azimuth (Degs)	Height (cm)	Polarity
1	* 2.39	61.58	Pk	32.1	0	-39.8	53.88	-	-	74	-20.12	320	171	V
2	* 2.316551	63.47	Pk	31.8	0	-39.9	55.37	-	-	74	-18.63	320	171	V
3	* 2.39	50.29	RMS	32.1	.53	-39.8	43.12	54	-10.88	-	-	320	171	V
4	* 2.38992	51.29	RMS	32.1	.53	-39.82	44.14	54	-9.86	-	-	320	171	V

* - indicates frequency in CFR47 Pt 15 / IC RSS-Restricted Band
Pk - Peak detector
RMS - RMS detection

UL Verification Services Inc.
47173 Benicia Street, Fremont, CA 94538; USA. TEL:(510) 319-4000 FAX:(510) 661-0888
This report shall not be reproduced except in full, without the written approval of UL Verification Services Inc.

BANDEDGE (LOW CHANNEL, CH 3)

HORIZONTAL RESULT

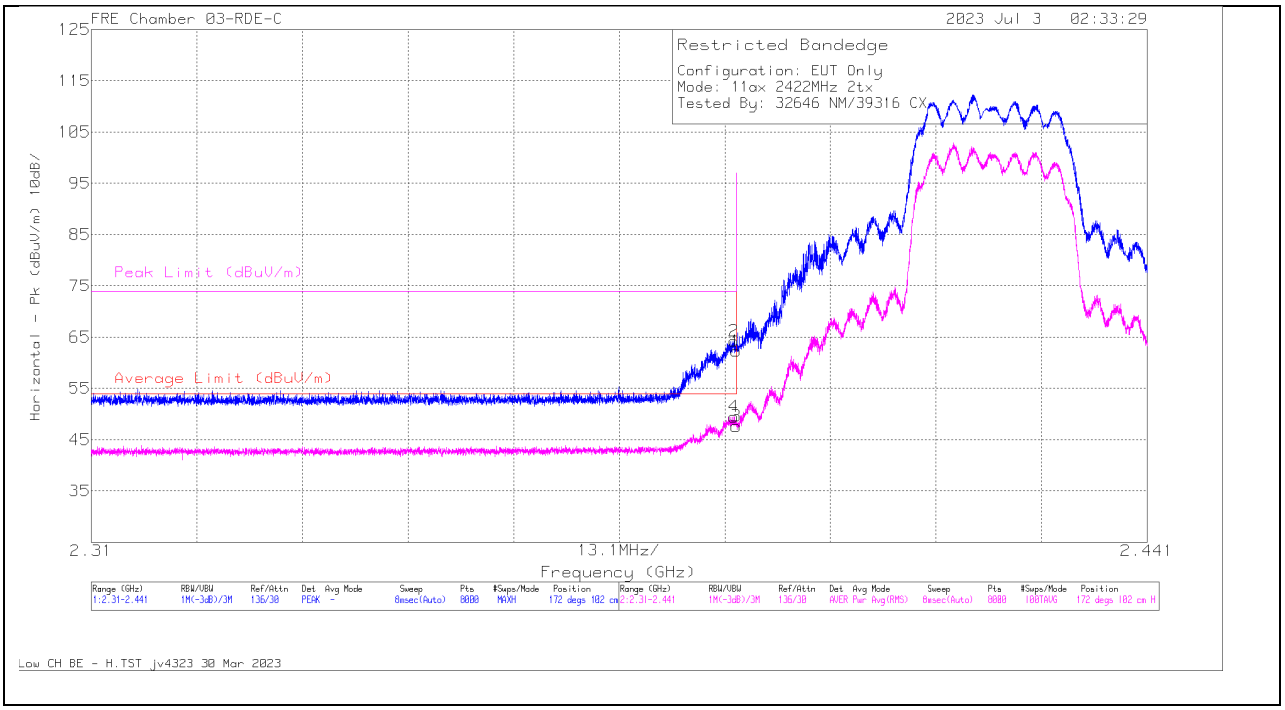

Marker	Frequency (GHz)	Meter Reading (dBuV)	Det	226672 ACF (dB) 3mH	DCCF (dB)	Gain/Loss (dB)	Corrected Reading (dBuV/m)	Average Limit (dBuV/m)	Margin (dB)	Peak Limit (dBuV/m)	PK Margin (dB)	Azimuth (Degs)	Height (cm)	Polarity
1	* 2.39	69.98	Pk	32.1	0	-39.8	62.28	-	-	74	-11.72	172	102	H
2	* 2.389723	72	Pk	32.1	0	-39.86	64.24	-	-	74	-9.76	172	102	H
3	* 2.39	54.55	RMS	32.1	.53	-39.8	47.38	54	-6.62	-	-	172	102	H
4	* 2.389707	56.46	RMS	32.1	.53	-39.86	49.23	54	-4.77	-	-	172	102	H

* - indicates frequency in CFR47 Pt 15 / IC RSS-Restricted Band
Pk - Peak detector
RMS - RMS detection

UL Verification Services Inc.
47173 Benicia Street, Fremont, CA 94538; USA. TEL:(510) 319-4000 FAX:(510) 661-0888
This report shall not be reproduced except in full, without the written approval of UL Verification Services Inc.

VERTICAL RESULT

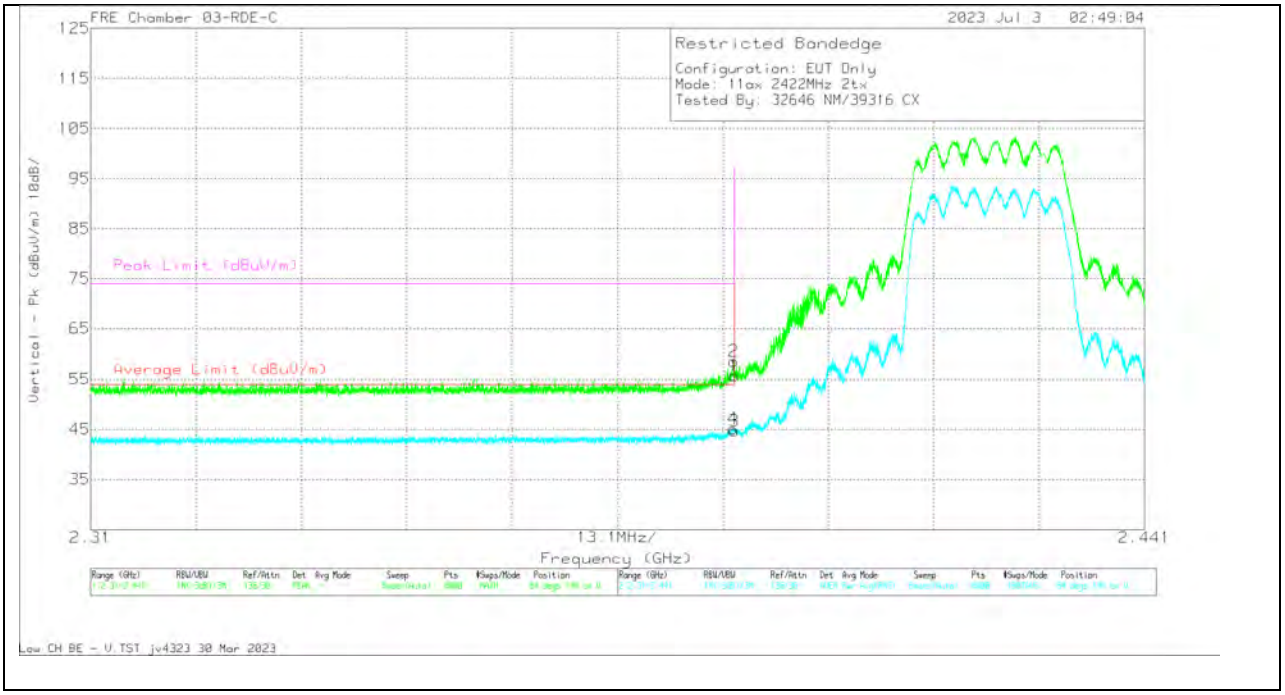

Marker	Frequency (GHz)	Meter Reading (dBuV)	Det	226672 ACF (dB) 3mH	DCCF (dB)	Gain/Loss (dB)	Corrected Reading (dBuV/m)	Average Limit (dBuV/m)	Margin (dB)	Peak Limit (dBuV/m)	PK Margin (dB)	Azimuth (Degs)	Height (cm)	Polarity
1	* 2.39	63.46	Pk	32.1	0	-39.8	55.76	-	-	74	-18.24	84	196	V
2	* 2.389953	66.37	Pk	32.1	0	-39.81	58.66	-	-	74	-15.34	84	196	V
3	* 2.39	51.6	RMS	32.1	.53	-39.8	44.43	54	-9.57	-	-	84	196	V
4	* 2.389854	52.11	RMS	32.1	.53	-39.83	44.95	54	-8.05	-	-	84	196	V

* - indicates frequency in CFR47 Pt 15 / IC RSS-Restricted Band
Pk - Peak detector
RMS - RMS detection

UL Verification Services Inc.
47173 Benicia Street, Fremont, CA 94538; USA. TEL:(510) 319-4000 FAX:(510) 661-0888
This report shall not be reproduced except in full, without the written approval of UL Verification Services Inc.

BANDEDGE (HIGH CHANNEL, CH 9)

HORIZONTAL RESULT

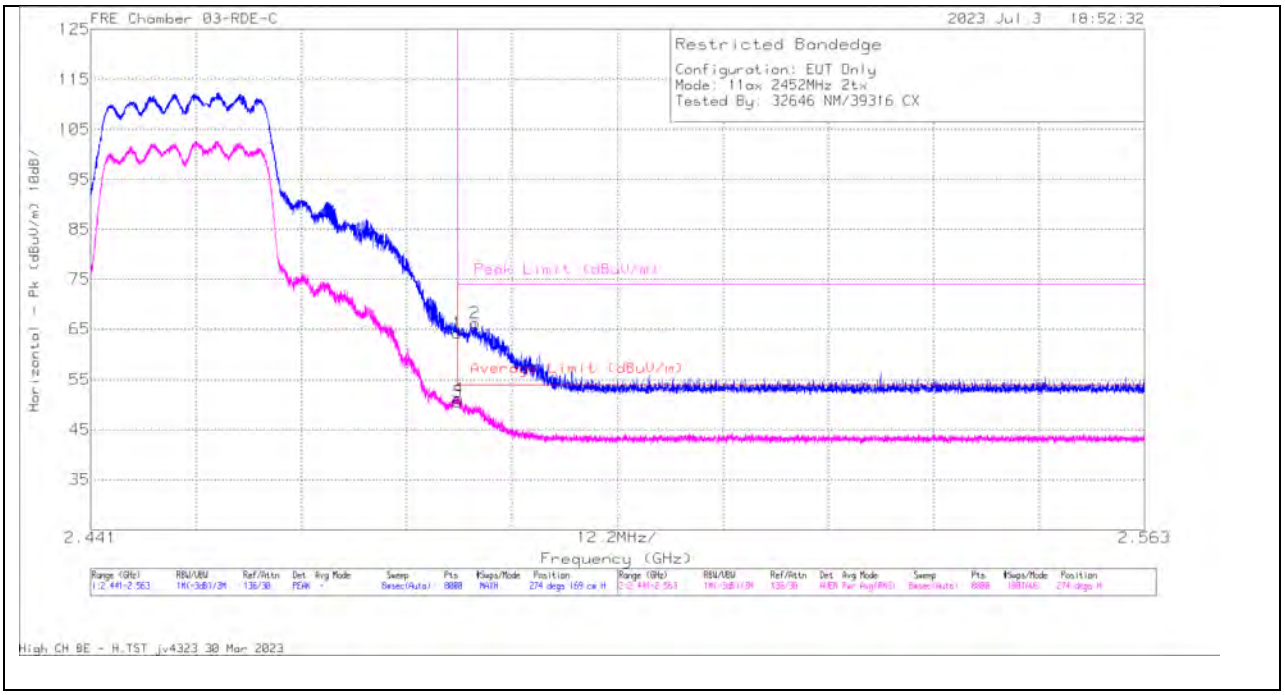

Marker	Frequency (GHz)	Meter Reading (dBuV)	Det	226672 ACF (dB) 3mH	DCCF (dB)	Gain/Loss (dB)	Corrected Reading (dBuV/m)	Average Limit (dBuV/m)	Margin (dB)	Peak Limit (dBuV/m)	PK Margin (dB)	Azimuth (Degs)	Height (cm)	Polarity
1	* 2.4835	71.65	Pk	32.2	0	-39.6	64.25	-	-	74	-9.75	274	169	H
2	* 2.485536	73.64	Pk	32.2	0	-39.65	66.19	-	-	74	-7.81	274	169	H
3	* 2.4835	57.17	RMS	32.2	.53	-39.6	50.30	54	-3.706	-	-	274	169	H
4	* 2.483614	57.9	RMS	32.2	.53	-39.6	51.03	54	-2.97	-	-	274	169	H

* - indicates frequency in CFR47 Pt 15 / IC RSS-Restricted Band
Pk - Peak detector
RMS - RMS detection

UL Verification Services Inc.
47173 Benicia Street, Fremont, CA 94538; USA. TEL:(510) 319-4000 FAX:(510) 661-0888
This report shall not be reproduced except in full, without the written approval of UL Verification Services Inc.

VERTICAL RESULT

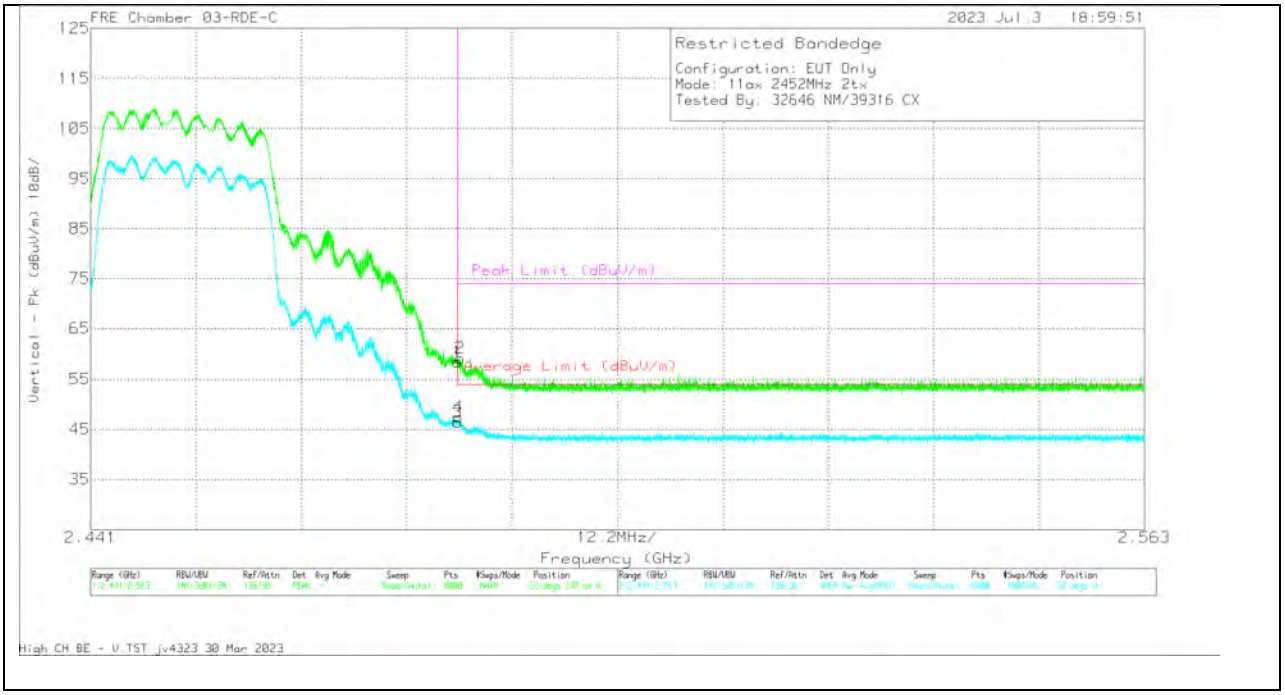

Marker	Frequency (GHz)	Meter Reading (dBuV)	Det	226672 ACF (dB) 3mH	DCCF (dB)	Gain/Loss (dB)	Corrected Reading (dBuV/m)	Average Limit (dBuV/m)	Margin (dB)	Peak Limit (dBuV/m)	PK Margin (dB)	Azimuth (Degs)	Height (cm)	Polarity
1	* 2.4835	65.83	Pk	32.2	0	-39.6	58.43	-	-	74	-15.57	33	337	V
2	* 2.483797	66.65	Pk	32.2	0	-39.6	59.25	-	-	74	-14.75	33	337	V
3	* 2.4835	53.15	RMS	32.2	.53	-39.6	46.28	54	-7.72	-	-	33	337	V
4	* 2.483568	54.07	RMS	32.2	.53	-39.6	47.20	54	-6.80	-	-	33	337	V

* - indicates frequency in CFR47 Pt 15 / IC RSS-Restricted Band
Pk - Peak detector
RMS - RMS detection

UL Verification Services Inc.
47173 Benicia Street, Fremont, CA 94538; USA. TEL:(510) 319-4000 FAX:(510) 661-0888
This report shall not be reproduced except in full, without the written approval of UL Verification Services Inc.

BANDEDGE (HIGH CHANNEL, CH 10)

HORIZONTAL RESULT

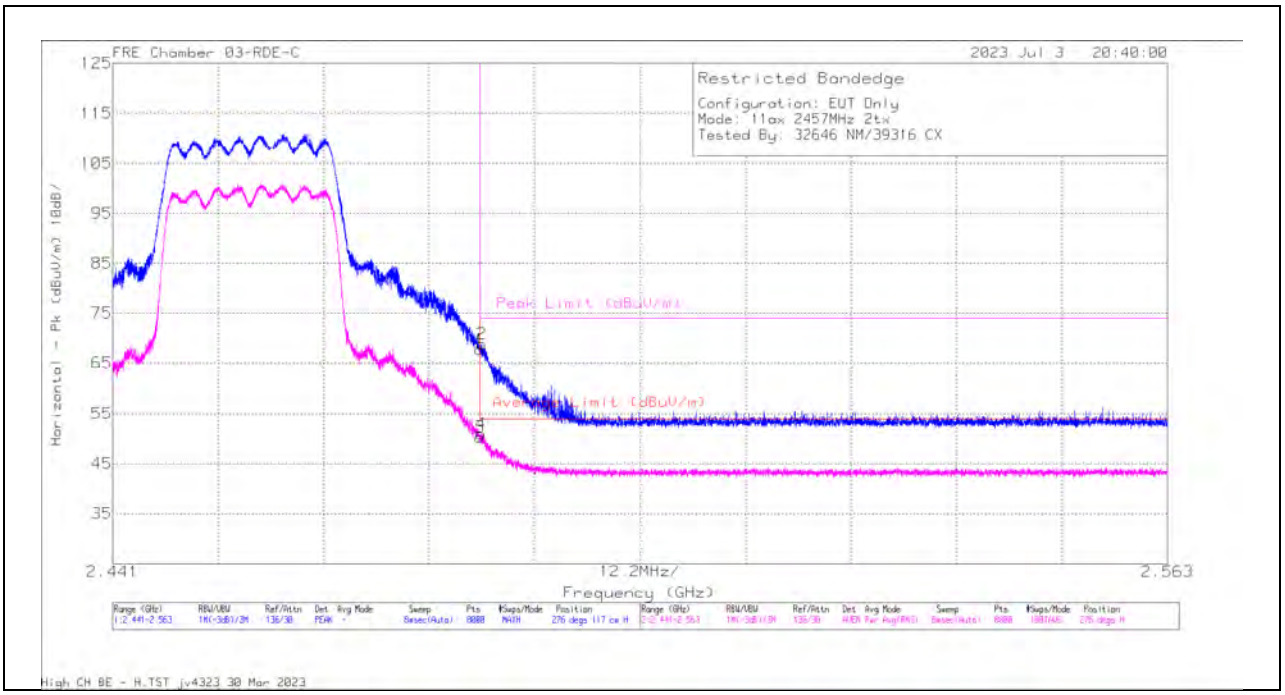

Marker	Frequency (GHz)	Meter Reading (dBuV)	Det	226672 ACF (dB) 3mH	DCCF (dB)	Gain/Loss (dB)	Corrected Reading (dBuV/m)	Average Limit (dBuV/m)	Margin (dB)	Peak Limit (dBuV/m)	PK Margin (dB)	Azimuth (Degs)	Height (cm)	Polarity
1	* 2.4835	75.16	Pk	32.2	0	-39.6	67.76	-	-	74	-6.24	276	117	H
2	* 2.483721	76.26	Pk	32.2	0	-39.6	68.86	-	-	74	-5.14	276	117	H
3	* 2.4835	56.94	RMS	32.2	.53	-39.6	50.07	54	-3.93	-	-	276	117	H
4	* 2.483629	57.64	RMS	32.2	.53	-39.6	50.77	54	-3.23	-	-	276	117	H

* - indicates frequency in CFR47 Pt 15 / IC RSS-Restricted Band
Pk - Peak detector
RMS - RMS detection

UL Verification Services Inc.
47173 Benicia Street, Fremont, CA 94538; USA. TEL:(510) 319-4000 FAX:(510) 661-0888
This report shall not be reproduced except in full, without the written approval of UL Verification Services Inc.

VERTICAL RESULT

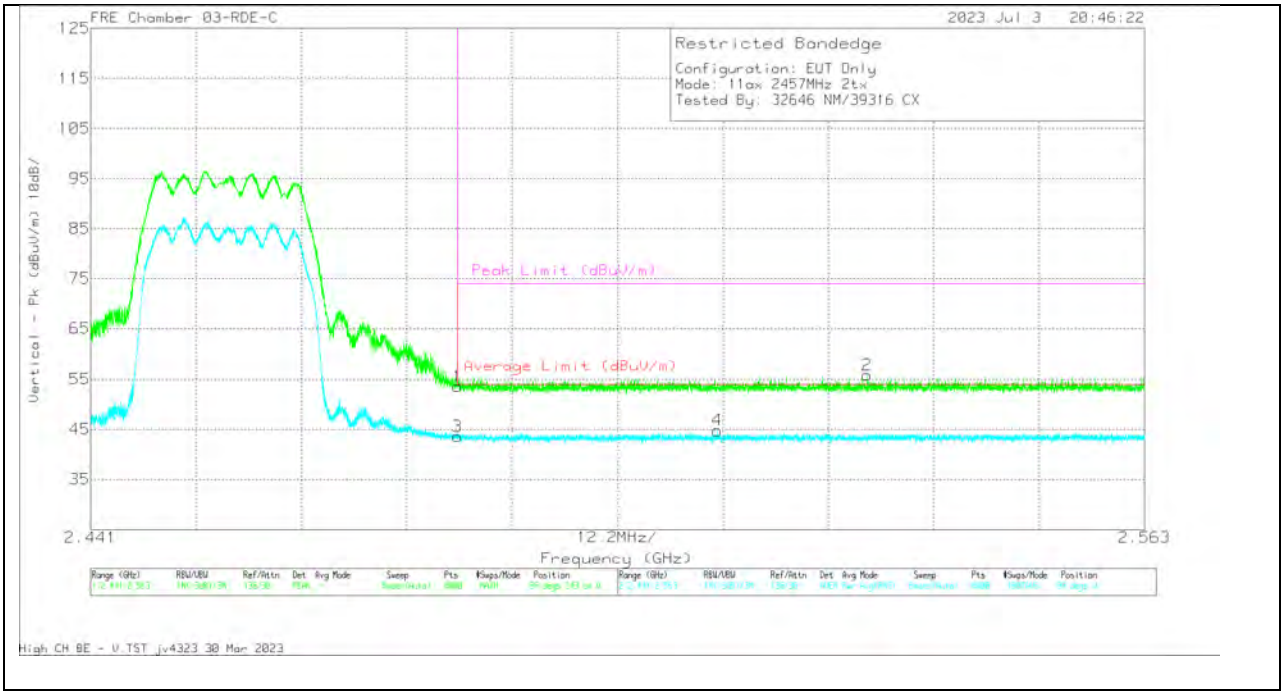

Marker	Frequency (GHz)	Meter Reading (dBuV)	Det	226672 ACF (dB) 3mH	DCCF (dB)	Gain/Loss (dB)	Corrected Reading (dBuV/m)	Average Limit (dBuV/m)	Margin (dB)	Peak Limit (dBuV/m)	PK Margin (dB)	Azimuth (Degs)	Height (cm)	Polarity
1	* 2.4835	60.97	Pk	32.2	0	-39.6	53.57	-	-	74	-20.43	99	243	V
3	* 2.4835	50.24	RMS	32.2	.53	-39.6	43.37	54	-10.63	-	-	99	243	V
4	2.513569	51.31	RMS	32.3	.53	-39.6	44.54	54	-9.46	-	-	99	243	V
2	2.530911	63.15	Pk	32.3	0	-39.61	55.84	-	-	74	-18.16	99	243	V

* - indicates frequency in CFR47 Pt 15 / IC RSS-Restricted Band
Pk - Peak detector
RMS - RMS detection

UL Verification Services Inc.
47173 Benicia Street, Fremont, CA 94538; USA. TEL:(510) 319-4000 FAX:(510) 661-0888
This report shall not be reproduced except in full, without the written approval of UL Verification Services Inc.

BANDEDGE (HIGH CHANNEL, CH 11)

HORIZONTAL RESULT

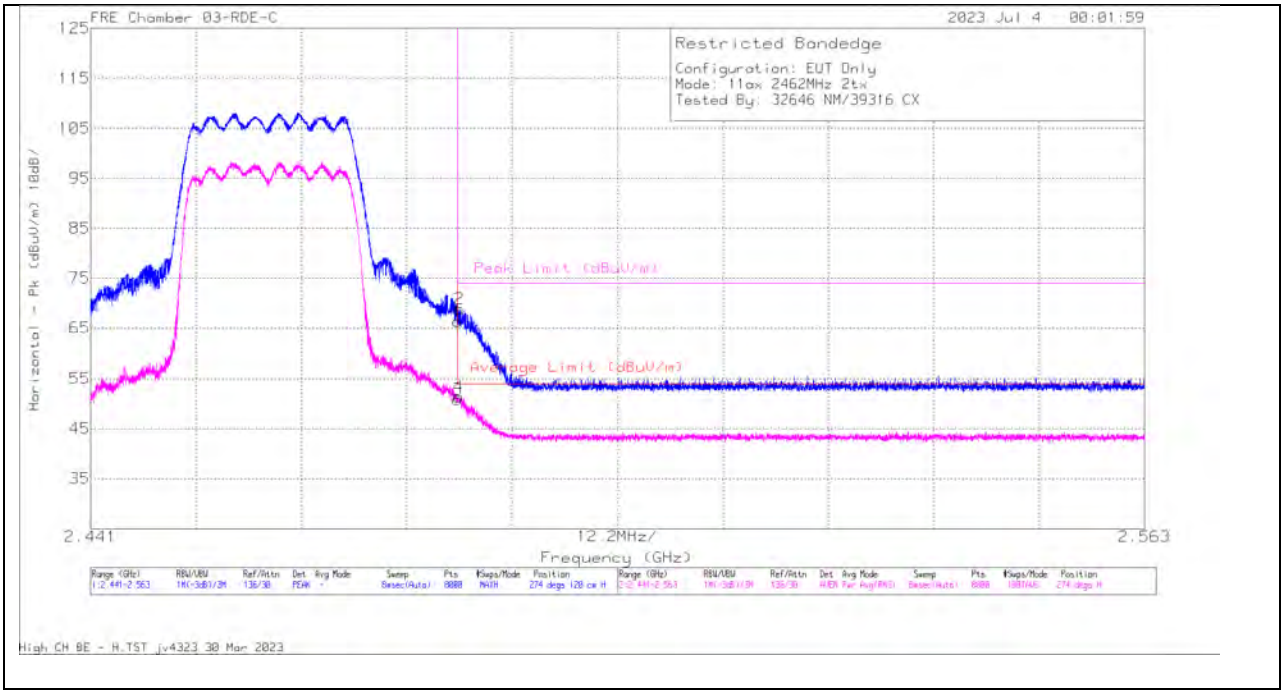

Marker	Frequency (GHz)	Meter Reading (dBuV)	Det	226672 ACF (dB) 3mH	DCCF (dB)	Gain/Loss (dB)	Corrected Reading (dBuV/m)	Average Limit (dBuV/m)	Margin (dB)	Peak Limit (dBuV/m)	PK Margin (dB)	Azimuth (Degs)	Height (cm)	Polarity
1	* 2.4835	73.75	Pk	32.2	0	-39.6	66.35	-	-	74	-7.65	274	120	H
2	* 2.483675	76.31	Pk	32.2	0	-39.6	68.91	-	-	74	-5.09	274	120	H
3	* 2.4835	57.43	RMS	32.2	.53	-39.6	50.56	54	-3.44	-	-	274	120	H
4	* 2.483599	57.92	RMS	32.2	.53	-39.6	51.05	54	-2.95	-	-	274	120	H

* - indicates frequency in CFR47 Pt 15 / IC RSS-Restricted Band
Pk - Peak detector
RMS - RMS detection

UL Verification Services Inc.
47173 Benicia Street, Fremont, CA 94538; USA. TEL:(510) 319-4000 FAX:(510) 661-0888
This report shall not be reproduced except in full, without the written approval of UL Verification Services Inc.

VERTICAL RESULT

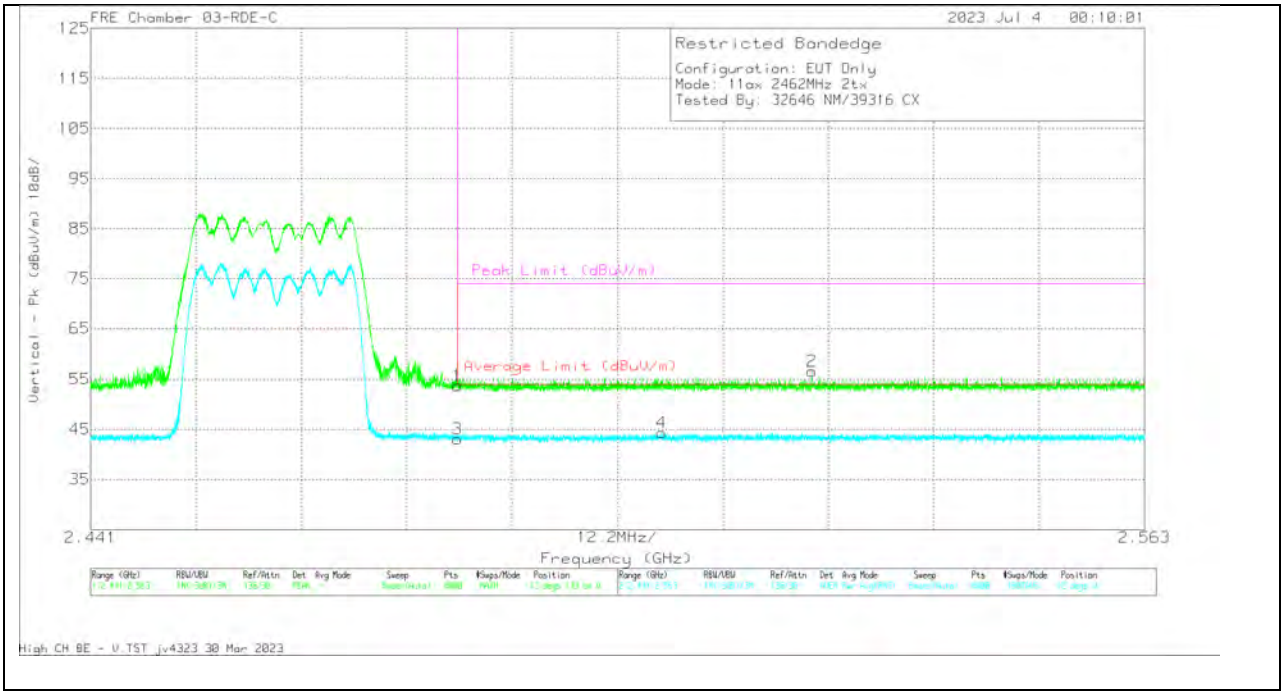

Marker	Frequency (GHz)	Meter Reading (dBuV)	Det	226672 ACF (dB) 3mH	DCCF (dB)	Gain/Loss (dB)	Corrected Reading (dBuV/m)	Average Limit (dBuV/m)	Margin (dB)	Peak Limit (dBuV/m)	PK Margin (dB)	Azimuth (Degs)	Height (cm)	Polarity
1	* 2.4835	61.14	Pk	32.2	0	-39.6	53.74	-	-	74	-20.26	12	133	V
3	* 2.4835	49.74	RMS	32.2	.53	-39.6	42.87	54	-11.13	-	-	12	133	V
4	2.507087	50.82	RMS	32.3	.53	-39.51	44.14	54	-9.86	-	-	12	133	V
2	2.524474	63.94	Pk	32.3	0	-39.6	56.64	-	-	74	-17.36	12	133	V

* - indicates frequency in CFR47 Pt 15 / IC RSS-Restricted Band
Pk - Peak detector
RMS - RMS detection

UL Verification Services Inc.
47173 Benicia Street, Fremont, CA 94538; USA. TEL:(510) 319-4000 FAX:(510) 661-0888
This report shall not be reproduced except in full, without the written approval of UL Verification Services Inc.

BANDEDGE (HIGH CHANNEL, CH 12)

HORIZONTAL RESULT

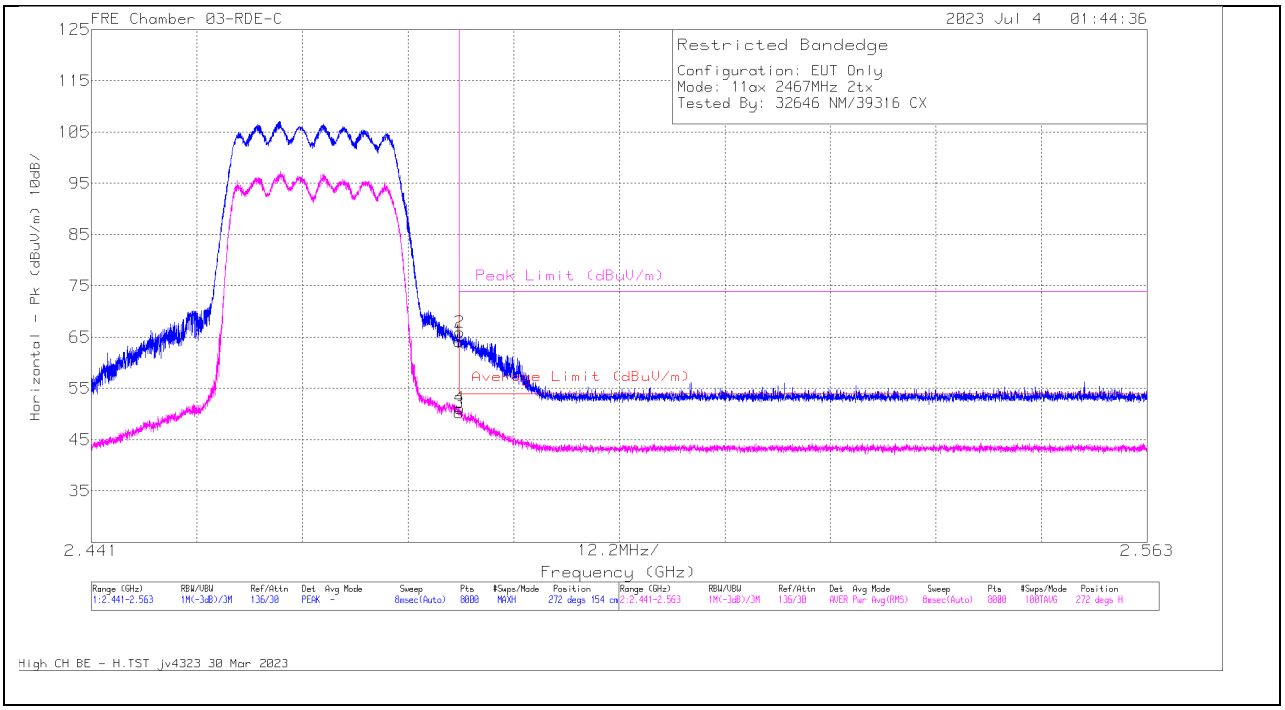

Marker	Frequency (GHz)	Meter Reading (dBuV)	Det	226672 ACF (dB) 3mH	DCCF (dB)	Gain/Loss (dB)	Corrected Reading (dBuV/m)	Average Limit (dBuV/m)	Margin (dB)	Peak Limit (dBuV/m)	PK Margin (dB)	Azimuth (Degs)	Height (cm)	Polarity
1	* 2.4835	71.53	Pk	32.2	0	-39.6	64.13	-	-	74	-9.87	272	154	H
2	* 2.483568	73.35	Pk	32.2	0	-39.6	65.95	-	-	74	-8.05	272	154	H
3	* 2.4835	56.91	RMS	32.2	.53	-39.6	50.04	54	-3.96	-	-	272	154	H
4	* 2.483553	57.78	RMS	32.2	.53	-39.6	50.91	54	-3.09	-	-	272	154	H

* - indicates frequency in CFR47 Pt 15 / IC RSS-Restricted Band
Pk - Peak detector
RMS - RMS detection

UL Verification Services Inc.
47173 Benicia Street, Fremont, CA 94538; USA. TEL:(510) 319-4000 FAX:(510) 661-0888
This report shall not be reproduced except in full, without the written approval of UL Verification Services Inc.

VERTICAL RESULT

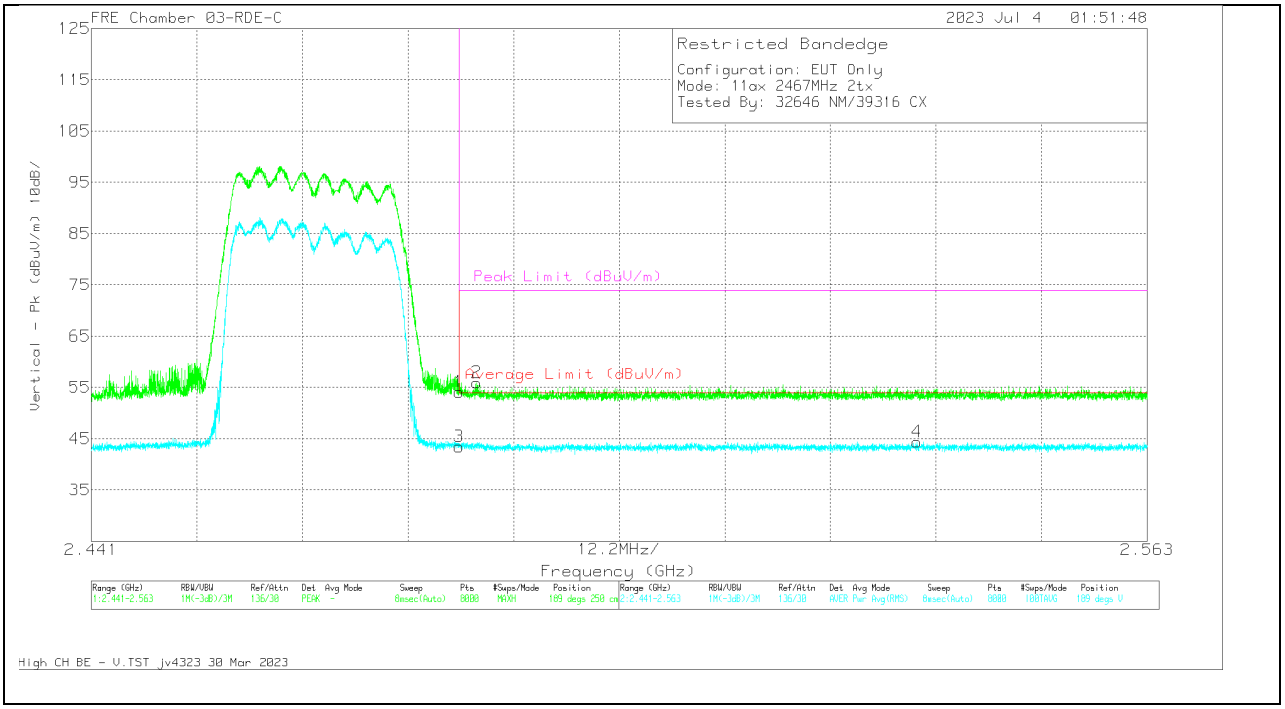

Marker	Frequency (GHz)	Meter Reading (dBuV)	Det	226672 ACF (dB) 3mH	DCCF (dB)	Gain/Loss (dB)	Corrected Reading (dBuV/m)	Average Limit (dBuV/m)	Margin (dB)	Peak Limit (dBuV/m)	PK Margin (dB)	Azimuth (Degs)	Height (cm)	Polarity
1	* 2.4835	61.54	Pk	32.2	0	-39.6	54.14	-	-	74	-19.86	189	250	V
2	* 2.485551	63.37	Pk	32.2	0	-39.64	55.93	-	-	74	-18.07	189	250	V
3	* 2.4835	50.08	RMS	32.2	.53	-39.6	43.21	54	-10.79	-	-	189	250	V
4	2.536401	50.84	RMS	32.3	.53	-39.54	44.13	54	-9.87	-	-	189	250	V

* - indicates frequency in CFR47 Pt 15 / IC RSS-Restricted Band
Pk - Peak detector
RMS - RMS detection

UL Verification Services Inc.
47173 Benicia Street, Fremont, CA 94538; USA. TEL:(510) 319-4000 FAX:(510) 661-0888
This report shall not be reproduced except in full, without the written approval of UL Verification Services Inc.

BANDEDGE (HIGH CHANNEL, CH 13)

HORIZONTAL RESULT

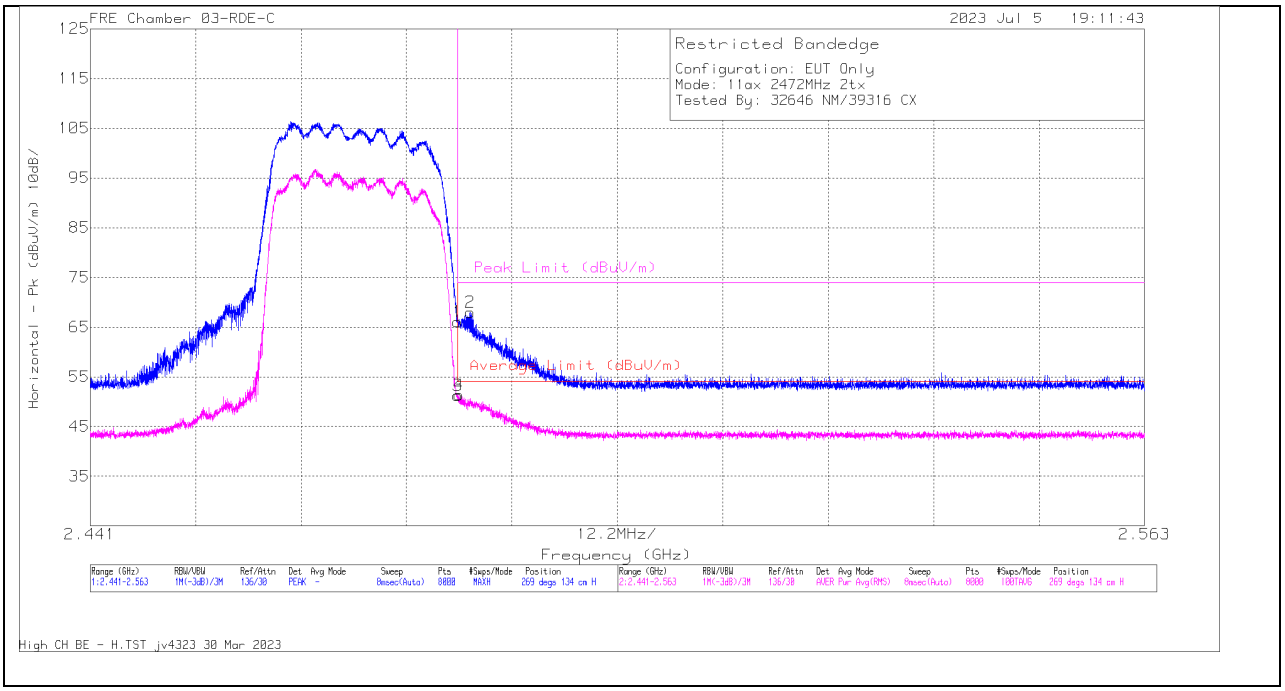

Marker	Frequency (GHz)	Meter Reading (dBuV)	Det	226672 ACF (dB) 3mH	DCCF (dB)	Gain/Loss (dB)	Corrected Reading (dBuV/m)	Average Limit (dBuV/m)	Margin (dB)	Peak Limit (dBuV/m)	PK Margin (dB)	Azimuth (Degs)	Height (cm)	Polarity
1	* 2.4835	73.52	Pk	32.2	0	-39.6	66.12	-	-	74	-7.88	269	134	H
2	* 2.484987	75.53	Pk	32.2	0	-39.7	68.03	-	-	74	-5.97	269	134	H
3	* 2.4835	57.93	RMS	32.2	.53	-39.6	51.06	54	-2.94	-	-	269	134	H
4	* 2.48369	57.98	RMS	32.2	.53	-39.6	51.11	54	-2.89	-	-	269	134	H

* - indicates frequency in CFR47 Pt 15 / IC RSS-Restricted Band
Pk - Peak detector
RMS - RMS detection

UL Verification Services Inc.
47173 Benicia Street, Fremont, CA 94538; USA. TEL:(510) 319-4000 FAX:(510) 661-0888
This report shall not be reproduced except in full, without the written approval of UL Verification Services Inc.

VERTICAL RESULT

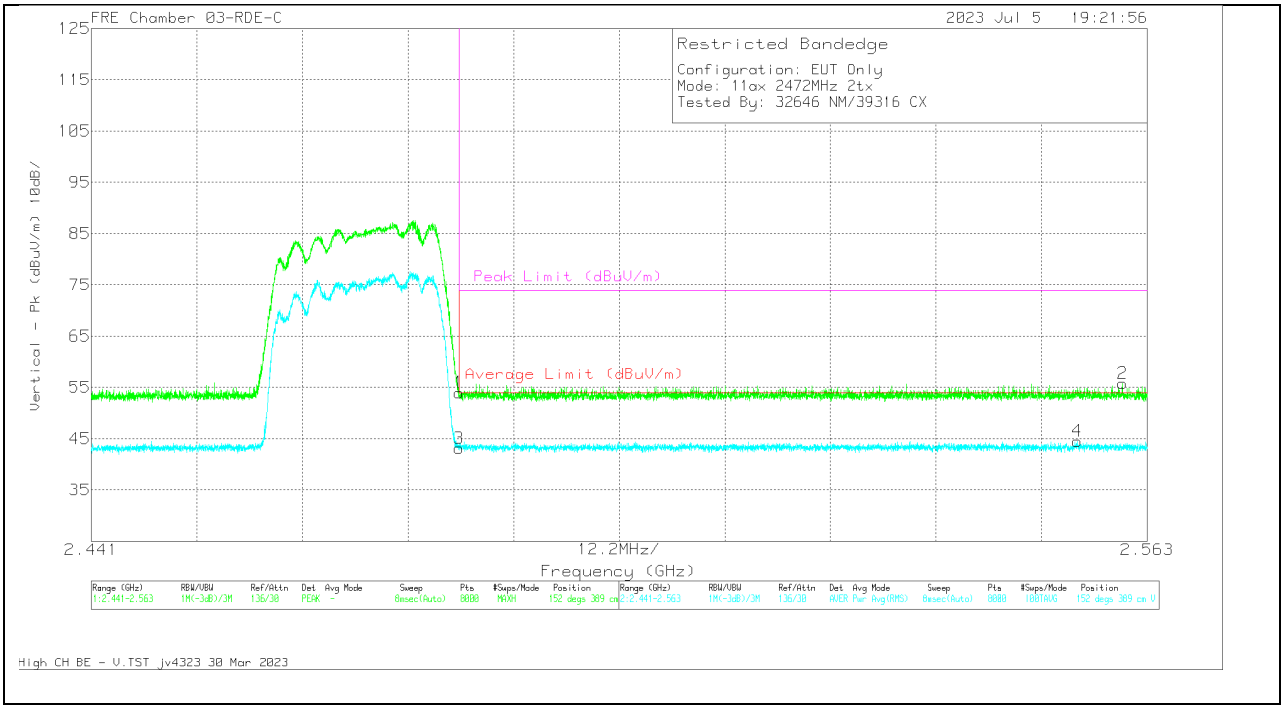

Marker	Frequency (GHz)	Meter Reading (dBuV)	Det	226672 ACF (dB) 3mH	DCCF (dB)	Gain/Loss (dB)	Corrected Reading (dBuV/m)	Average Limit (dBuV/m)	Margin (dB)	Peak Limit (dBuV/m)	PK Margin (dB)	Azimuth (Degs)	Height (cm)	Polarity
1	* 2.4835	61.37	Pk	32.2	0	-39.6	53.97	-	-	74	-20.03	152	389	V
3	* 2.4835	49.75	RMS	32.2	.53	-39.6	42.88	54	-13.12	-	-	152	389	V
4	2.554917	50.86	RMS	32.3	.53	-39.41	44.28	54	-9.72	-	-	152	389	V
2	2.560133	62.98	Pk	32.3	0	-39.5	55.78	-	-	74	-18.22	152	389	V

* - indicates frequency in CFR47 Pt 15 / IC RSS-Restricted Band
Pk - Peak detector
RMS - RMS detection

UL Verification Services Inc.
47173 Benicia Street, Fremont, CA 94538; USA. TEL:(510) 319-4000 FAX:(510) 661-0888
This report shall not be reproduced except in full, without the written approval of UL Verification Services Inc.

10.1.11. 802.11ax SU 2TX HARMONICS AND SPURIOUS EMISSIONS

LOW CHANNEL, CH 1 RESULTS

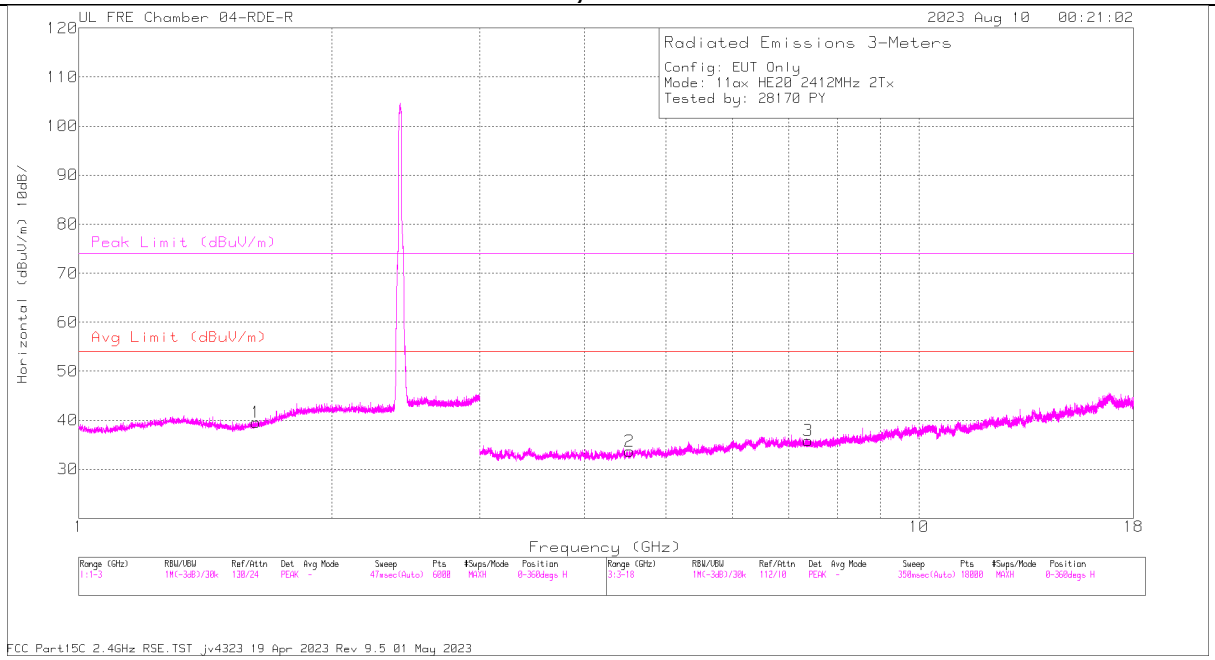

HORIZONTAL

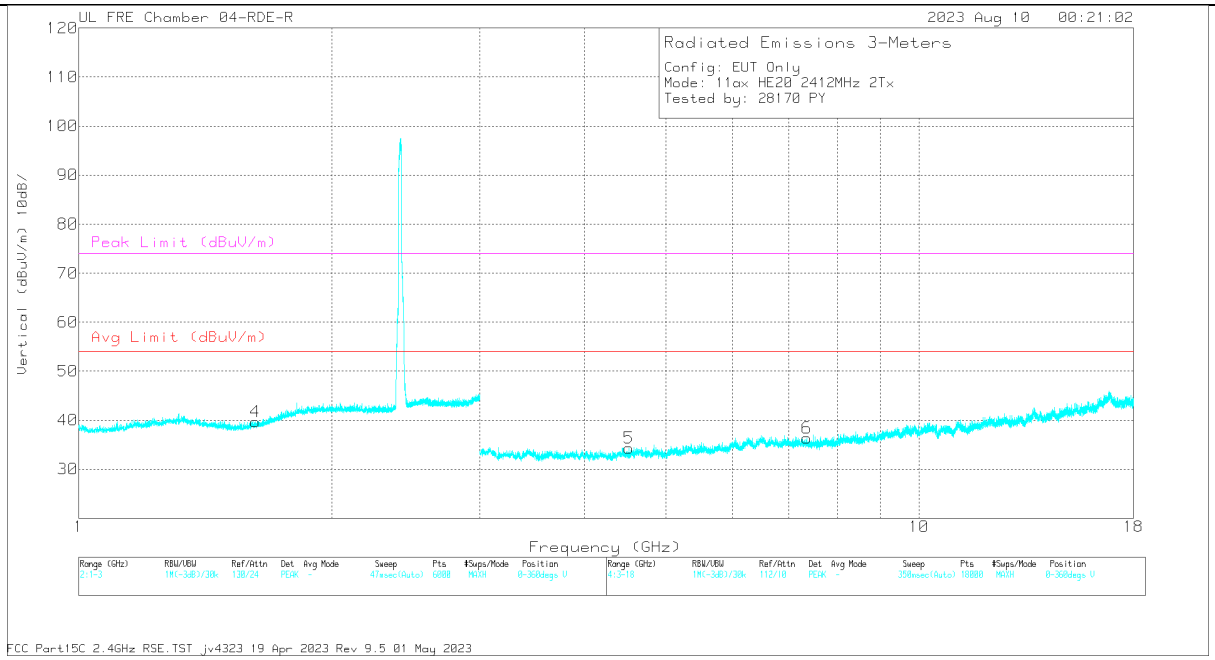

VERTICAL

UL Verification Services Inc.
47173 Benicia Street, Fremont, CA 94538; USA. TEL:(510) 319-4000 FAX:(510) 661-0888
This report shall not be reproduced except in full, without the written approval of UL Verification Services Inc.

RADIATED EMISSIONS

Frequency (GHz)	Meter Reading (dBuV)	Det	222740 ACF(dB) - 3mH	Gain/Loss (dB)	Corrected Reading (dBuV/m)	Avg Limit (dBuV/m)	Margin (dB)	Peak Limit (dBuV/m)	PK Margin (dB)	Azimuth (Degs)	Height (cm)	Polarity
1.624903	61.46	PK2	28.3	-40.36	49.4	-	-	74	-24.6	360	201	V
1.625395	49.86	MAv1	28.4	-40.35	37.91	54	-16.09	-	-	360	201	V
1.62691	61.66	PK2	28.4	-40.36	49.7	-	-	74	-24.3	360	100	H
1.628254	49.94	MAv1	28.4	-40.37	37.97	-	-	-	-	360	100	H
4.513025	56.97	PK2	33.7	-47.54	43.13	-	-	74	-30.87	360	201	V
4.513026	45.5	MAv1	33.7	-47.54	31.66	54	-22.34	-	-	360	201	V
4.526029	45.27	MAv1	33.7	-47.48	31.49	54	-22.51	-	-	360	100	H
4.526256	56.8	PK2	33.7	-47.46	43.04	-	-	74	-30.96	360	100	H
7.350034	44.87	MAv1	35.7	-46.24	34.33	54	-19.67	-	-	360	200	V
7.351306	56.95	PK2	35.7	-46.29	46.36	-	-	74	-27.64	360	200	V
7.380778	56.3	PK2	35.7	-46.35	45.65	-	-	74	-28.35	360	100	H
7.381175	44.82	MAv1	35.7	-46.37	34.15	54	-19.85	-	-	360	100	H

PK2 - KDB558074 Method: Maximum Peak
MAv1 - KDB558074 Option 1 Maximum RMS Average

UL Verification Services Inc.
47173 Benicia Street, Fremont, CA 94538; USA. TEL:(510) 319-4000 FAX:(510) 661-0888
This report shall not be reproduced except in full, without the written approval of UL Verification Services Inc.

MID CHANNEL, CH 6 RESULTS

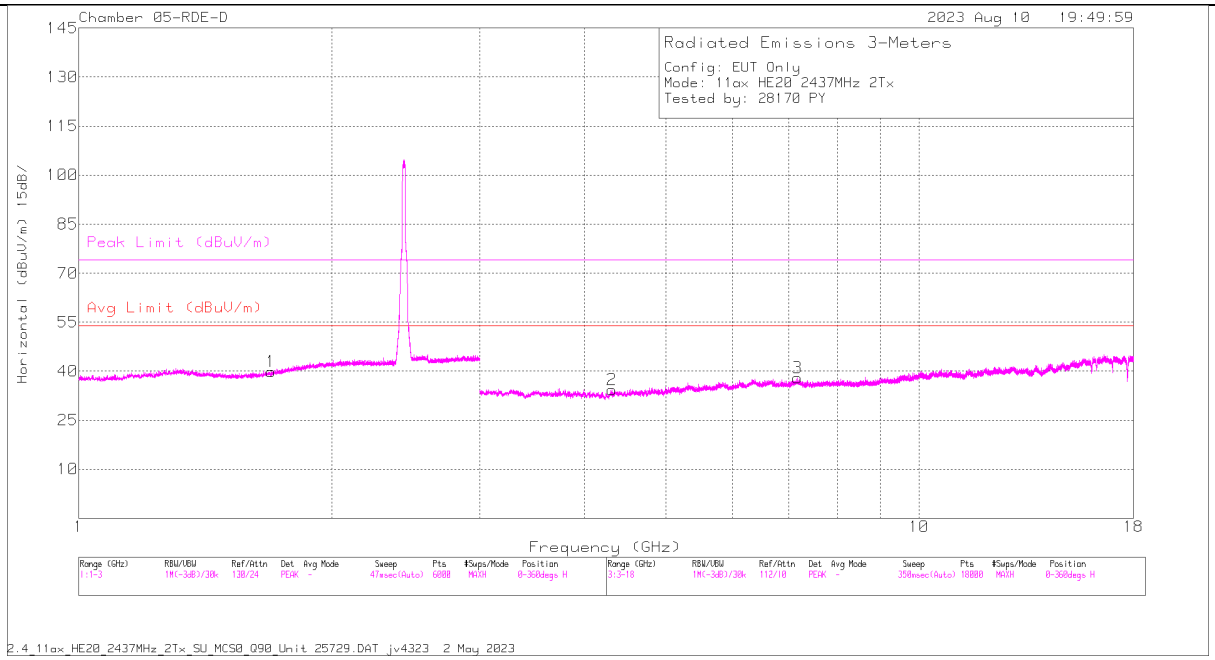

HORIZONTAL

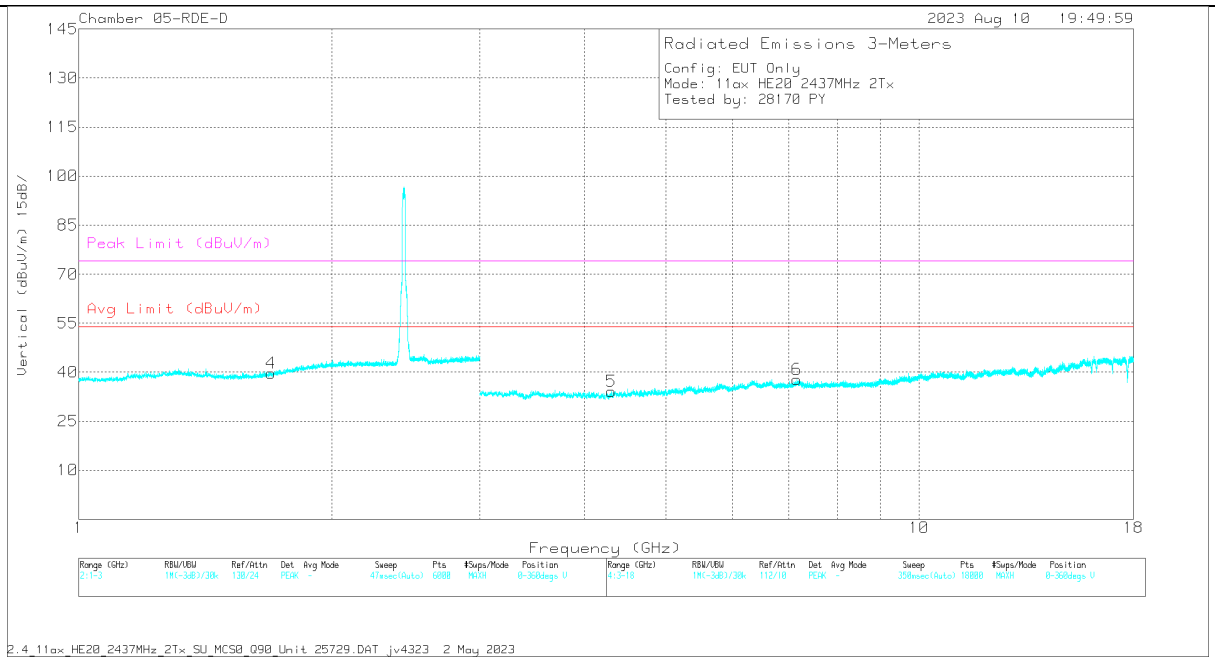

VERTICAL

UL Verification Services Inc.
47173 Benicia Street, Fremont, CA 94538; USA. TEL:(510) 319-4000 FAX:(510) 661-0888
This report shall not be reproduced except in full, without the written approval of UL Verification Services Inc.

RADIATED EMISSIONS

Marker	Frequency (GHz)	Meter Reading (dBuV)	Det	230299 ACF (dB) 3mH	Gain/Loss (dB)	Corrected Reading (dBuV/m)	Avg Limit (dBuV/m)	Margin (dB)	Peak Limit (dBuV/m)	PK Margin (dB)	Azimuth (Degs)	Height (cm)	Polarity
1	* 1.693312	61.54	PK2	28.9	-40.63	49.81	-	-	74	-24.19	0	200	H
	* 1.694055	49.78	MAv1	28.9	-40.67	38.01	54	-15.99	-	-	0	200	H
4	* 1.69435	61.26	PK2	28.9	-40.64	49.52	-	-	74	-24.48	0	200	V
	* 1.694984	49.86	MAv1	28.9	-40.59	38.17	54	-15.83	-	-	0	200	V
2	* 4.308192	57.76	PK2	33.6	-47.05	44.31	-	-	74	-29.69	0	101	H
	* 4.308348	45.68	MAv1	33.6	-47.03	32.25	54	-21.75	-	-	0	101	H
5	* 4.307458	56.71	PK2	33.6	-47.09	43.22	-	-	74	-30.78	0	200	V
	* 4.304898	45.58	MAv1	33.6	-47.03	32.15	54	-21.85	-	-	0	200	V
6	7.150628	56.55	PK2	36.1	-44.8	47.85	-	-	74	-26.15	0	200	V
	7.153147	44.61	MAv1	36.1	-44.77	35.94	-	-	-	-	0	200	V
3	7.167858	56.25	PK2	36.1	-44.84	47.51	-	-	74	-26.49	0	200	H
	7.169367	44.76	MAv1	36.1	-45.01	35.85	-	-	-	-	0	200	H

* - indicates frequency in CFR47 Pt 15 / IC RSS-Restricted Band
PK2 - KDB558074 Method: Maximum Peak
MAv1 - KDB558074 Option 1 Maximum RMS Average

UL Verification Services Inc.
47173 Benicia Street, Fremont, CA 94538; USA. TEL:(510) 319-4000 FAX:(510) 661-0888
This report shall not be reproduced except in full, without the written approval of UL Verification Services Inc.

HIGH CHANNEL, CH 13 RESULTS

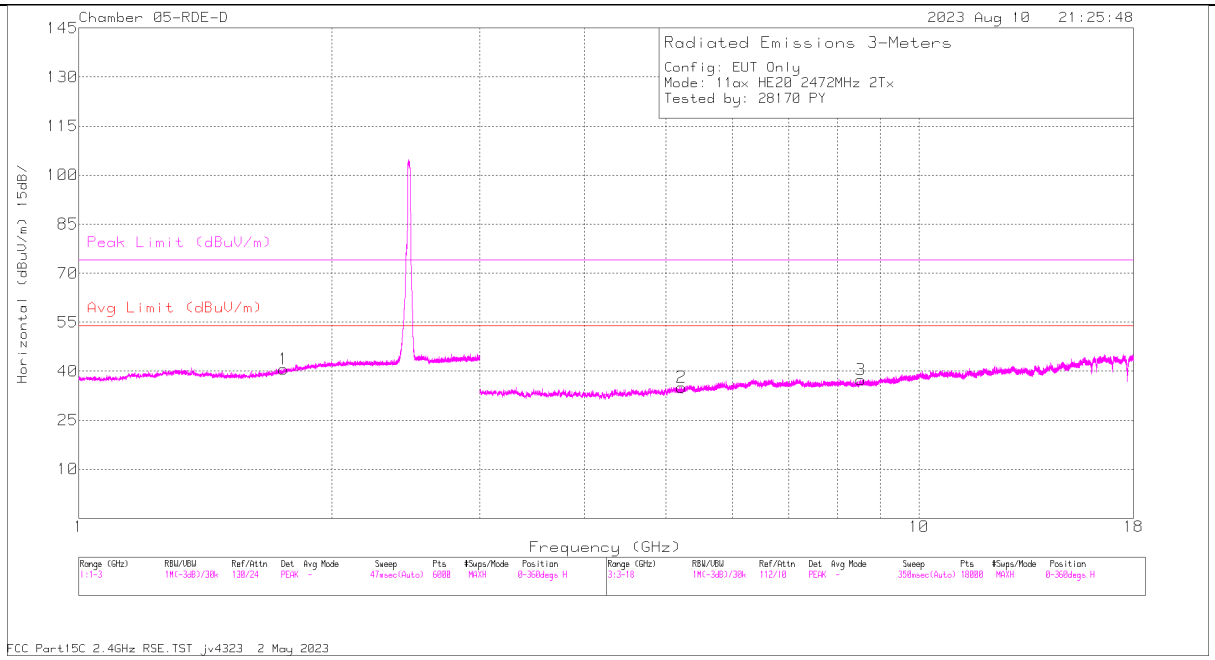

HORIZONTAL

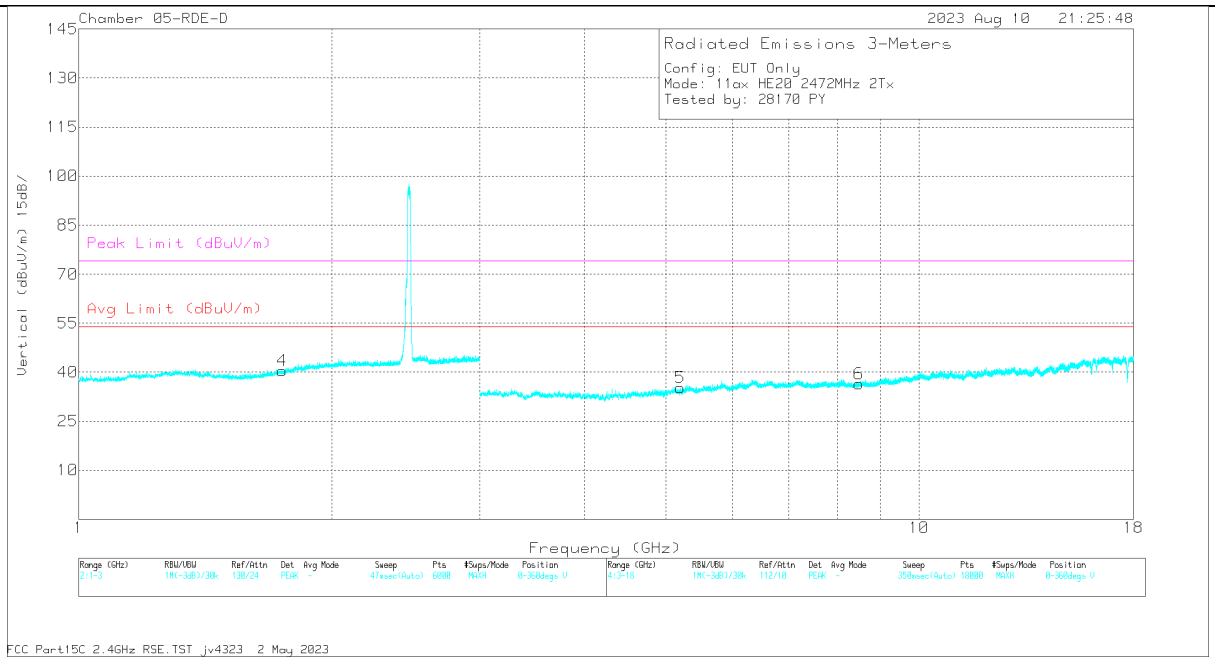

VERTICAL

UL Verification Services Inc.
47173 Benicia Street, Fremont, CA 94538; USA. TEL:(510) 319-4000 FAX:(510) 661-0888
This report shall not be reproduced except in full, without the written approval of UL Verification Services Inc.

RADIATED EMISSIONS

Marker	Frequency (GHz)	Meter Reading (dBuV)	Det	230299 ACF (dB) 3mH	Gain/Loss (dB)	Corrected Reading (dBuV/m)	Avg Limit (dBuV/m)	Margin (dB)	Peak Limit (dBuV/m)	PK Margin (dB)	Azimuth (Degs)	Height (cm)	Polarity
6	* 8.47618	54.8	PK2	35.8	-44.44	46.16	-	-	74	-27.84	0	101	V
	* 8.4752	43.38	MAv1	35.8	-44.47	34.71	54	-19.29	-	-	0	101	V
4	1.748325	61.28	PK2	29.6	-40.68	50.2	-	-	74	-23.8	0	101	V
	1.749349	49.74	MAv1	29.6	-40.62	38.72	-	-	-	-	0	101	V
1	1.752737	49.86	MAv1	29.6	-40.62	38.84	-	-	-	-	0	101	H
	1.755998	61.15	PK2	29.6	-40.53	50.22	-	-	74	-23.78	0	101	H
5	5.198558	46.04	MAv1	34.7	-47.22	33.52	-	-	-	-	0	200	V
	5.198733	57.77	PK2	34.7	-47.22	45.25	-	-	74	-28.75	0	200	V
2	5.211886	58.2	PK2	34.7	-47.09	45.81	-	-	74	-28.19	0	200	H
	5.212712	45.71	MAv1	34.7	-47.07	33.34	-	-	-	-	0	200	H
3	8.520621	43.09	MAv1	35.8	-44.11	34.78	-	-	-	-	0	200	H
	8.521895	54.79	PK2	35.8	-44.08	46.51	-	-	74	-27.49	0	200	H

* - indicates frequency in CFR47 Pt 15 / IC RSS-Restricted Band
PK2 - KDB558074 Method: Maximum Peak
MAv1 - KDB558074 Option 1 Maximum RMS Average

UL Verification Services Inc.
47173 Benicia Street, Fremont, CA 94538; USA. TEL:(510) 319-4000 FAX:(510) 661-0888
This report shall not be reproduced except in full, without the written approval of UL Verification Services Inc.

10.2. WORST CASE BELOW 1 GHz

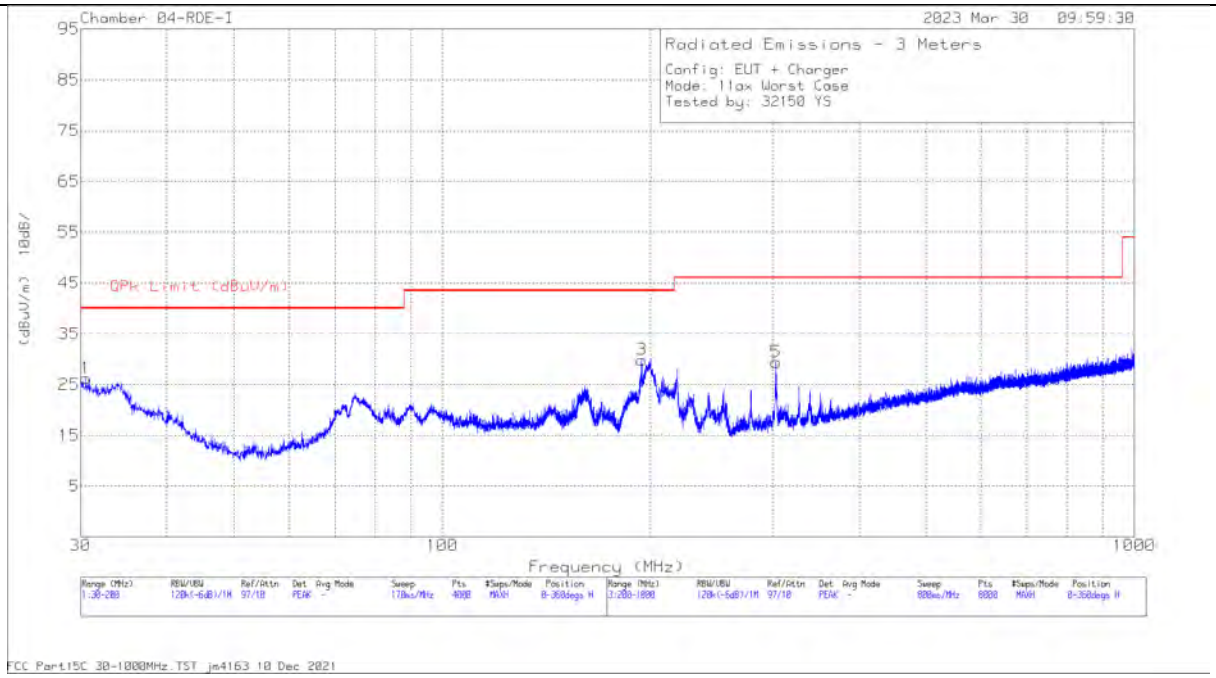

HORIZONTAL

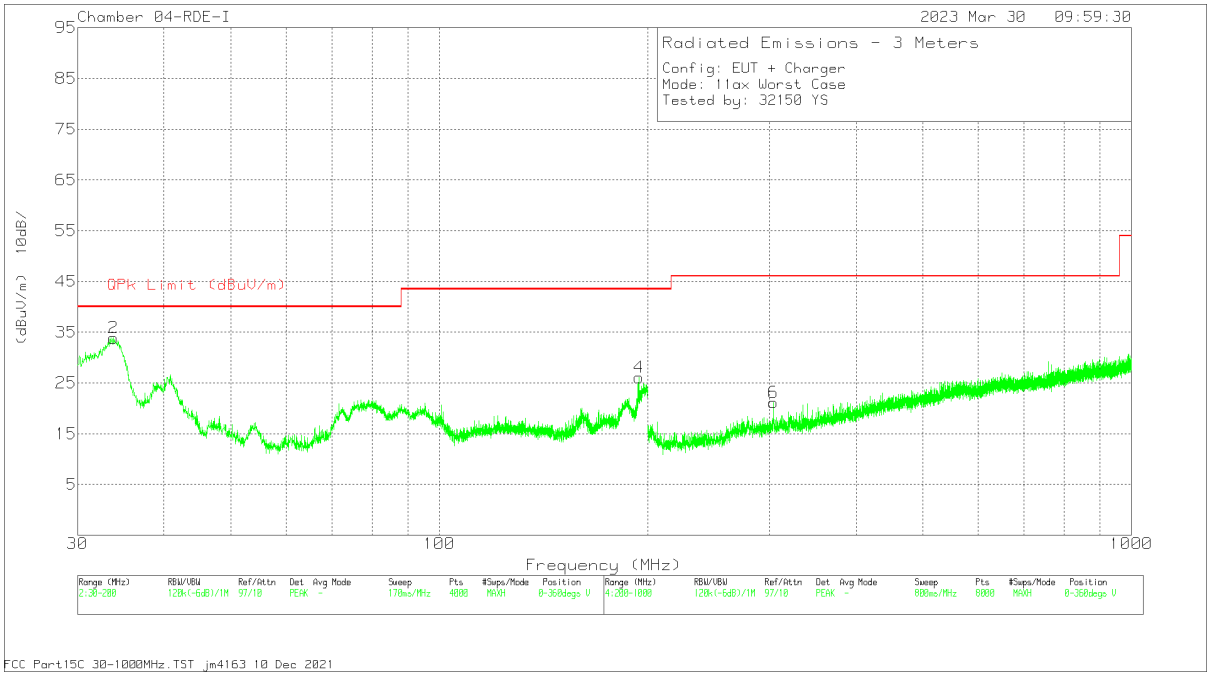

VERTICAL

UL Verification Services Inc.
47173 Benicia Street, Fremont, CA 94538; USA. TEL:(510) 319-4000 FAX:(510) 661-0888
This report shall not be reproduced except in full, without the written approval of UL Verification Services Inc.

Below 1GHz DATA

Marker	Frequency (MHz)	Meter Reading (dBuV)	Det	80714 ACF (dB) - 10mH	Amp/Cbl (dB)	Corrected Reading (dBuV/m)	QPk Limit (dBuV/m)	Margin (dB)	Azimuth (Degs)	Height (cm)	Polarity
1	30.5526	30.22	Pk	27.3	-31.3	26.22	40	-13.78	0-360	199	H
3	194.092	41.98	Pk	17.9	-30	29.88	43.52	-13.64	0-360	100	H
2	33.826	39.97	Pk	25	-31.1	33.87	40	-6.13	0-360	101	V
	34.1592	37.97	Qp	24.8	-31.1	31.67	40	-8.33	324	108	V
4	194.22	38.18	Pk	17.9	-30	26.08	43.52	-17.44	0-360	101	V
5	303.513	39.83	Pk	19.2	-29.6	29.43	46.02	-16.59	0-360	101	H
6	303.813	31.54	Pk	19.2	-29.6	21.14	46.02	-24.88	0-360	101	V

Pk - Peak detector
Qp - Quasi-Peak detector

UL Verification Services Inc.
47173 Benicia Street, Fremont, CA 94538; USA. TEL:(510) 319-4000 FAX:(510) 661-0888
This report shall not be reproduced except in full, without the written approval of UL Verification Services Inc.

10.3. WORST CASE 18-26 GHz

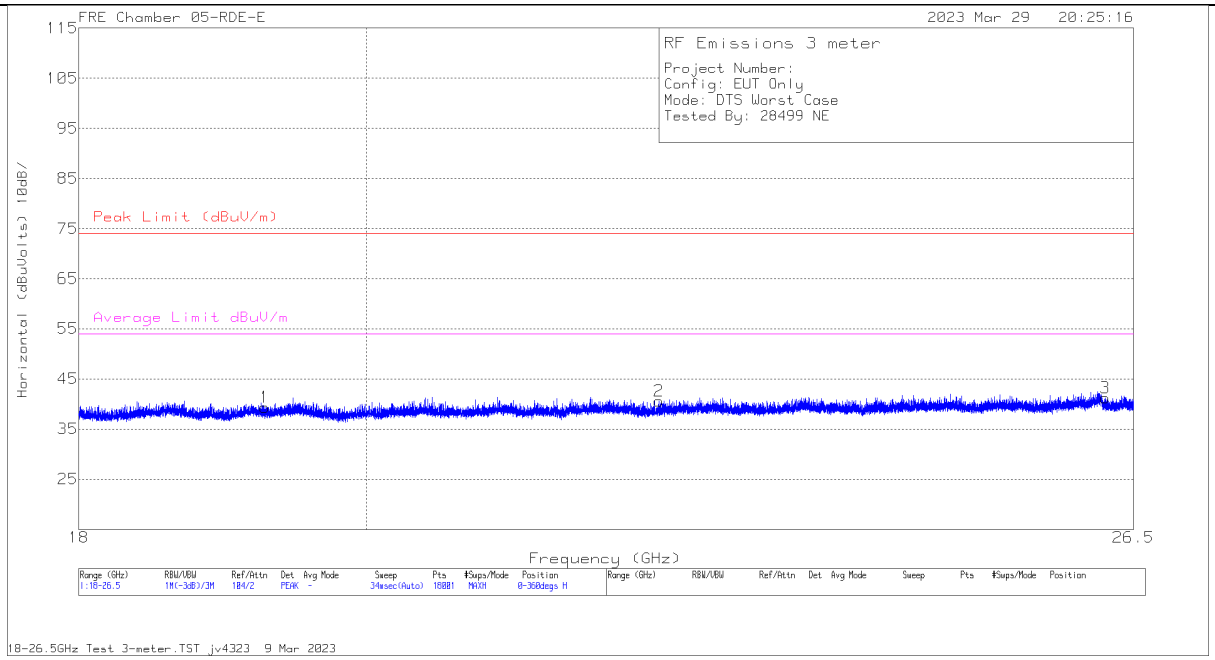

HORIZONTAL

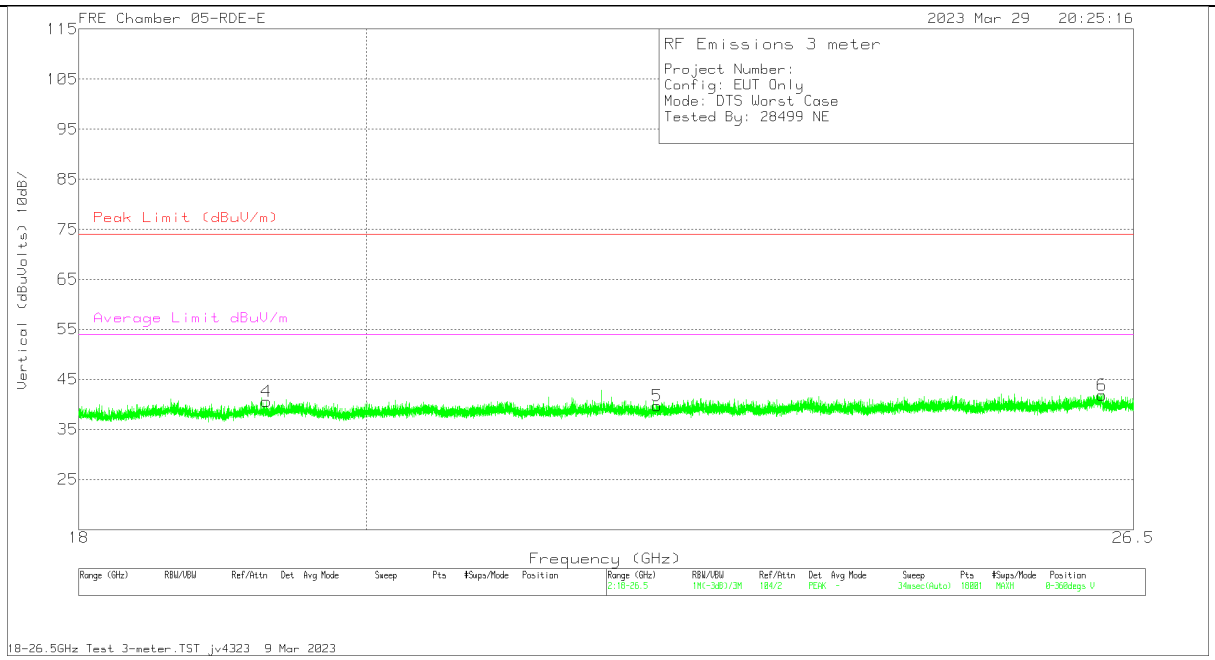

VERTICAL

UL Verification Services Inc.
47173 Benicia Street, Fremont, CA 94538; USA. TEL:(510) 319-4000 FAX:(510) 661-0888
This report shall not be reproduced except in full, without the written approval of UL Verification Services Inc.

18 – 26GHz DATA

Marker	Frequency (GHz)	Meter Reading (dBuV)	Det	Horn ACF (dB/m)	amp/cbl (dB)	CBL/SWITCH	Corrected Reading (dBuVolts)	Peak Limit (dBuV/m)	PK Margin (dB)	AVG Limit (dBuV/m)	AVG Margin (dB)	Azimuth (Degs)	Height (cm)	Polarity
1	19.269805	55.85	Pk	32.3	-62	13.2	39.35	74	-34.65	54	-14.65	0-360	199	H
4	19.282083	57.14	Pk	32.3	-62	13.2	40.64	74	-33.36	54	-13.36	0-360	199	V
5	22.252359	54.72	Pk	33	-62.2	14.2	39.72	74	-34.28	54	-14.28	0-360	101	V
2	22.268887	55.54	Pk	33	-62.1	14.2	40.64	74	-33.36	54	-13.36	0-360	199	H
6	26.197302	53.62	Pk	33.8	-61.3	15.7	41.82	74	-32.18	54	-12.18	0-360	199	V
3	26.226579	53.07	Pk	33.8	-61.3	15.6	41.17	74	-32.83	54	-12.83	0-360	101	H

Pk - Peak detector

UL Verification Services Inc.
47173 Benicia Street, Fremont, CA 94538; USA. TEL:(510) 319-4000 FAX:(510) 661-0888
This report shall not be reproduced except in full, without the written approval of UL Verification Services Inc.

11. AC POWER LINE CONDUCTED EMISSIONS

LIMITS

FCC §15.207 (a)

RSS-Gen 8.8

Frequency of Emission (MHz)	Conducted Limit (dBµV)	
	Quasi-peak	Average
0.15-0.5	66 to 56 *	56 to 46 *
0.5-5	56	46
5-30	60	50

*Decreases with the logarithm of the frequency.

TEST PROCEDURE

The EUT is placed on a non-conducting table 40 cm from the vertical ground plane and 80 cm above the horizontal ground plane. The EUT is configured in accordance with ANSI C63.10.

The receiver is set to a resolution bandwidth of 9 kHz. Peak detection is used unless otherwise noted as quasi-peak or average.

Line conducted data is recorded for both NEUTRAL and HOT lines.

RESULTS

UL Verification Services Inc.
47173 Benicia Street, Fremont, CA 94538; USA. TEL:(510) 319-4000 FAX:(510) 661-0888
This report shall not be reproduced except in full, without the written approval of UL Verification Services Inc.

11.1. AC POWER LINE WITH AC/DC ADAPTER

LINE 1 RESULTS

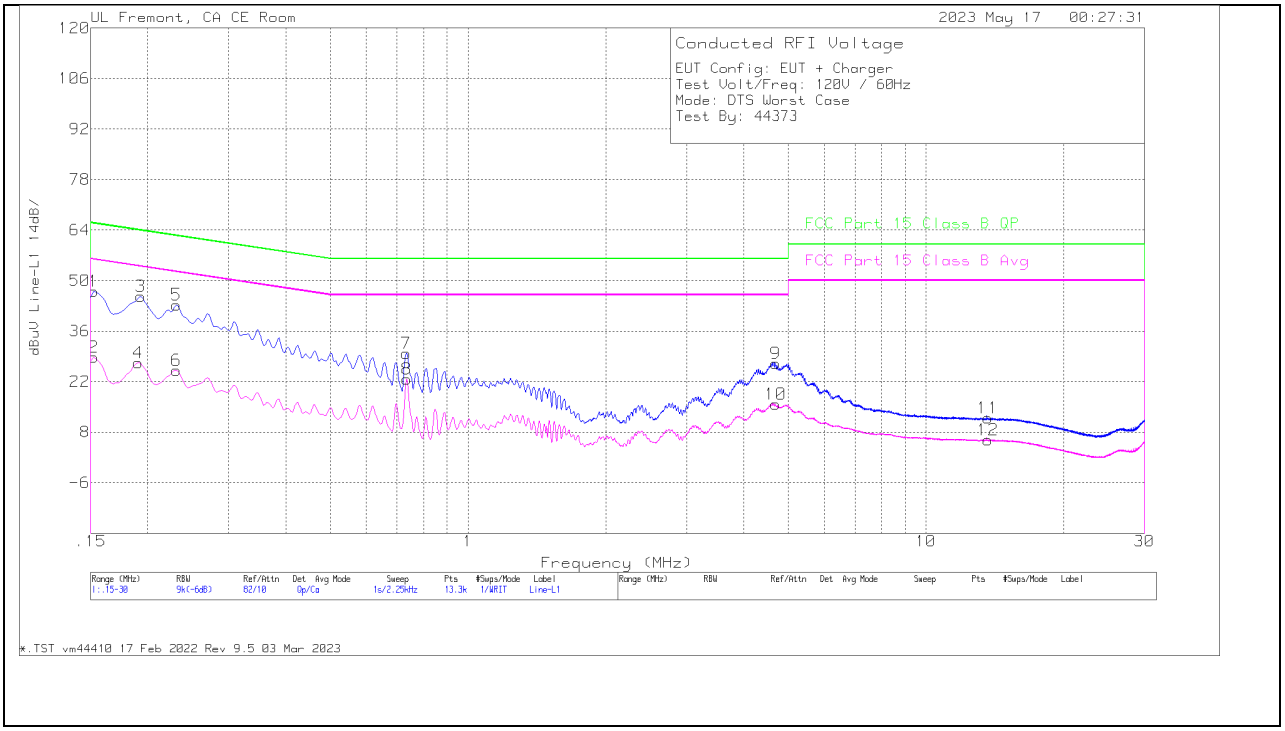

Range 1: Line-L1 .15 - 30MHz											
Marker	Frequency (MHz)	Meter Reading (dBuV)	Det	L1_LISN.csv dB	C1&C3 cable path loss dB	207996 Limiter with short cabl dB	Corrected Reading dBuV	FCC Part 15 Class B QP dBuV	QP Margin (dB)	FCC Part 15 Class B Avg dBuV	Av(CISPR)Margin (dB)
2	.1523	19.43	Ca	0	0	9.4	28.83	-	-	55.88	-27.05
4	.1905	17.76	Ca	0	0	9.4	27.16	-	-	54.01	-26.85
6	.231	15.82	Ca	0	0	9.3	25.12	-	-	52.41	-27.29
8	.735	13.35	Ca	0	.1	9.3	22.75	-	-	46	-23.25
10	4.6973	6.28	Ca	0	.1	9.3	15.68	-	-	46	-30.32
12	13.6523	-3.73	Ca	.1	.2	9.3	5.87	-	-	50	-44.13
1	.1523	37.66	Qp	0	0	9.4	47.06	65.88	-18.82	-	-
3	.1928	36.21	Qp	0	0	9.4	45.61	63.92	-18.31	-	-
5	.231	34	Qp	0	0	9.3	43.3	62.41	-19.11	-	-
7	.7339	20.4	Qp	0	.1	9.3	29.8	56	-26.2	-	-
9	4.6995	17.67	Qp	0	.1	9.3	27.07	56	-28.93	-	-
11	13.65	2.37	Qp	.1	.2	9.3	11.97	60	-48.03	-	-

Qp - Quasi-Peak detector
Ca - CISPR average detection

UL Verification Services Inc.
47173 Benicia Street, Fremont, CA 94538; USA. TEL:(510) 319-4000 FAX:(510) 661-0888
This report shall not be reproduced except in full, without the written approval of UL Verification Services Inc.

LINE 2 RESULTS

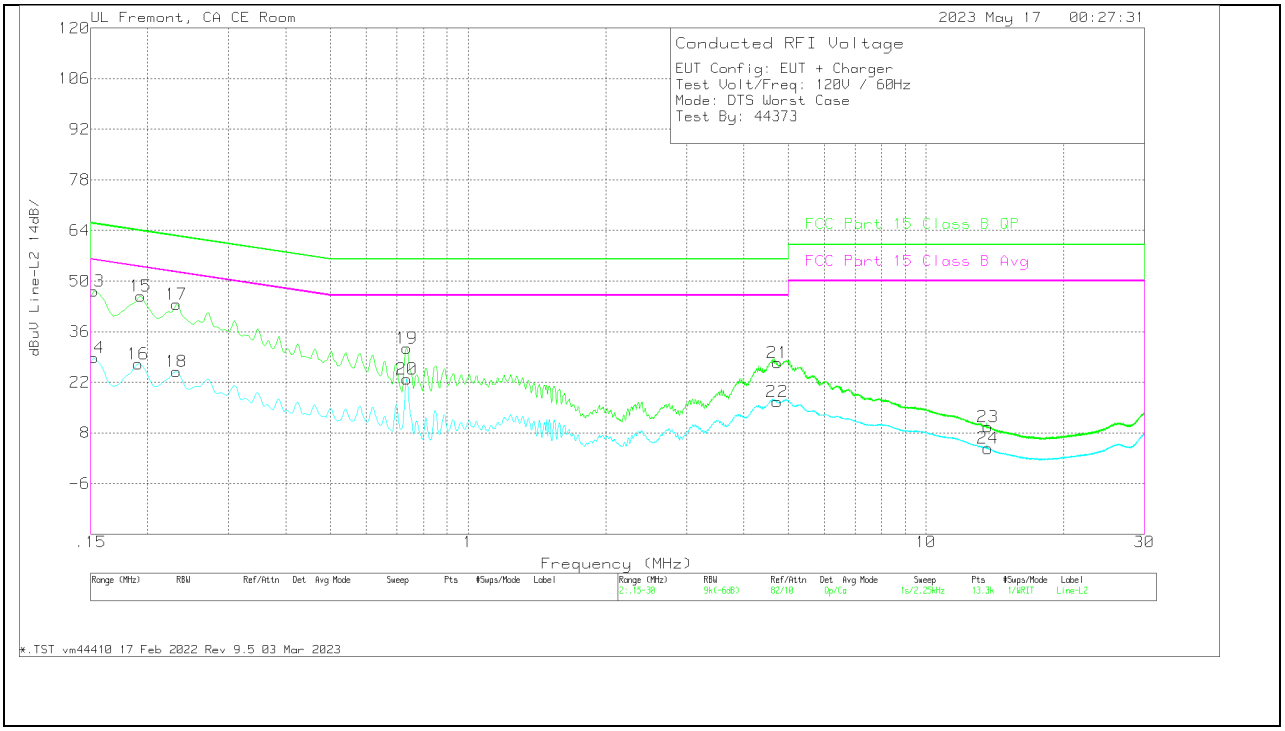

Range 2: Line-L2 .15 - 30MHz											
Marker	Frequency (MHz)	Meter Reading (dBuV)	Det	L2_LISN dB	C2&C3 cable path loss dB	207996 Limiter with short cabl dB	Corrected Reading dBuV	FCC Part 15 Class B QP dBuV	QP Margin (dB)	FCC Part 15 Class B Avg dBuV	Av(CISPR)Margin (dB)
14	.1523	19.35	Ca	0	0	9.4	28.75	-	-	55.88	-27.13
16	.1905	17.62	Ca	0	0	9.4	27.02	-	-	54.01	-26.99
18	.231	15.61	Ca	0	0	9.3	24.91	-	-	52.41	-27.5
20	.735	13.45	Ca	0	.1	9.3	22.85	-	-	46	-23.15
22	4.7333	7.18	Ca	0	.1	9.3	16.58	-	-	46	-29.42
24	13.6478	-5.92	Ca	.1	.2	9.3	3.68	-	-	50	-46.32
13	.1523	37.82	Qp	0	0	9.4	47.22	65.88	-18.66	-	-
15	.1928	36.49	Qp	0	0	9.4	45.89	63.92	-18.03	-	-
17	.231	34.24	Qp	0	0	9.3	43.54	62.41	-18.87	-	-
19	.735	22.01	Qp	0	.1	9.3	31.41	56	-24.59	-	-
21	4.7355	18.02	Qp	0	.1	9.3	27.42	56	-28.58	-	-
23	13.6433	.11	Qp	.1	.2	9.3	9.71	60	-50.29	-	-

Qp - Quasi-Peak detector
Ca - CISPR average detection

UL Verification Services Inc.
47173 Benicia Street, Fremont, CA 94538; USA. TEL:(510) 319-4000 FAX:(510) 661-0888
This report shall not be reproduced except in full, without the written approval of UL Verification Services Inc.

11.2. AC POWER LINE WITH LAPTOP

LINE 1 RESULTS

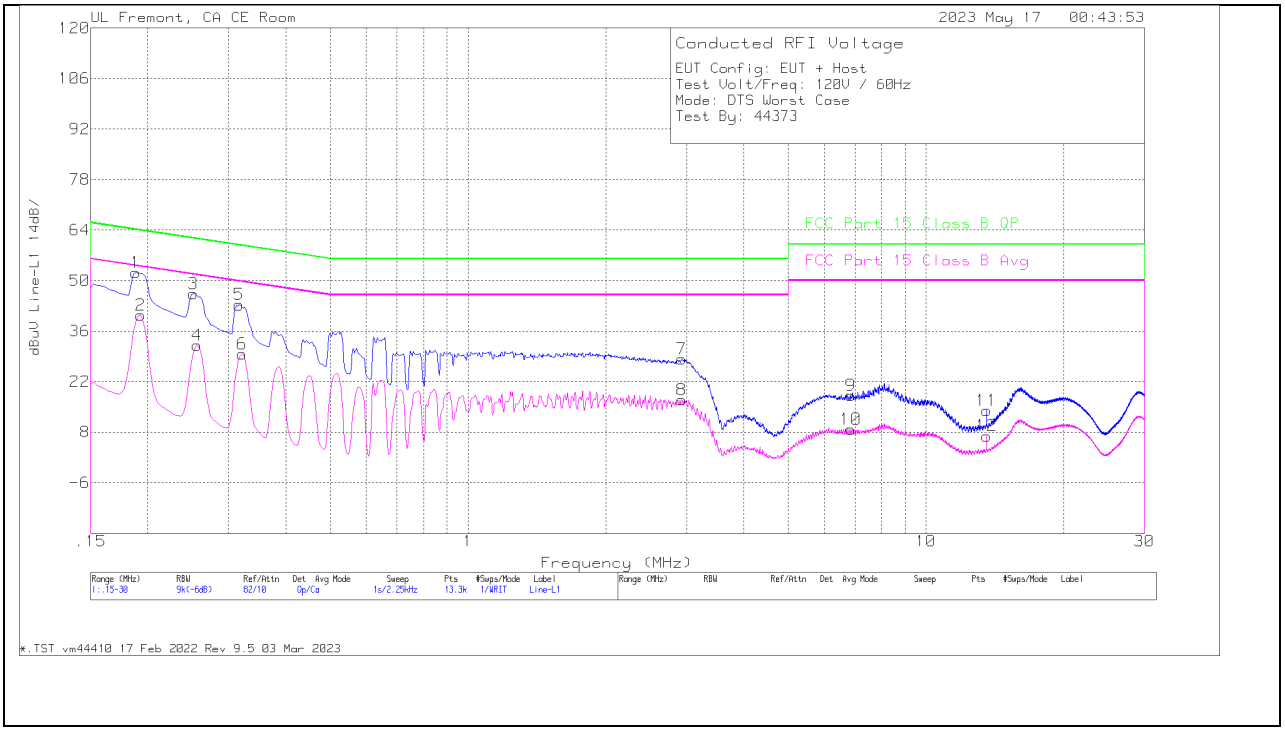

Range 1: Line-L1 .15 - 30MHz											
Marker	Frequency (MHz)	Meter Reading (dBuV)	Det	L1_LISN.csv dB	C1&C3 cable path loss dB	207996 Limiter with short cabl dB	Corrected Reading dBuV	FCC Part 15 Class B QP dBuV	QP Margin (dB)	FCC Part 15 Class B Avg dBuV	Av(CISPR)Margin (dB)
2	.1928	31.05	Ca	0	0	9.4	40.45	-	-	53.92	-13.47
4	.2558	22.84	Ca	0	0	9.3	32.14	-	-	51.57	-19.43
6	.321	20.33	Ca	0	0	9.3	29.63	-	-	49.68	-20.05
8	2.9276	7.52	Ca	0	.1	9.3	16.92	-	-	46	-29.08
10	6.8483	-.66	Ca	0	.2	9.3	8.84	-	-	50	-41.16
12	13.56	-2.62	Ca	.1	.2	9.3	6.98	-	-	50	-43.02
1	.1883	42.83	Qp	0	0	9.4	52.23	64.11	-11.88	-	-
3	.2513	37.04	Qp	0	0	9.3	46.34	61.72	-15.38	-	-
5	.3165	34.01	Qp	0	0	9.3	43.31	59.8	-16.49	-	-
7	2.9265	18.8	Qp	0	.1	9.3	28.2	56	-27.8	-	-
9	6.846	8.74	Qp	0	.2	9.3	18.24	60	-41.76	-	-
11	13.56	4.36	Qp	.1	.2	9.3	13.96	60	-46.04	-	-

Qp - Quasi-Peak detector
Ca - CISPR average detection

UL Verification Services Inc.
47173 Benicia Street, Fremont, CA 94538; USA. TEL:(510) 319-4000 FAX:(510) 661-0888
This report shall not be reproduced except in full, without the written approval of UL Verification Services Inc.

LINE 2 RESULTS

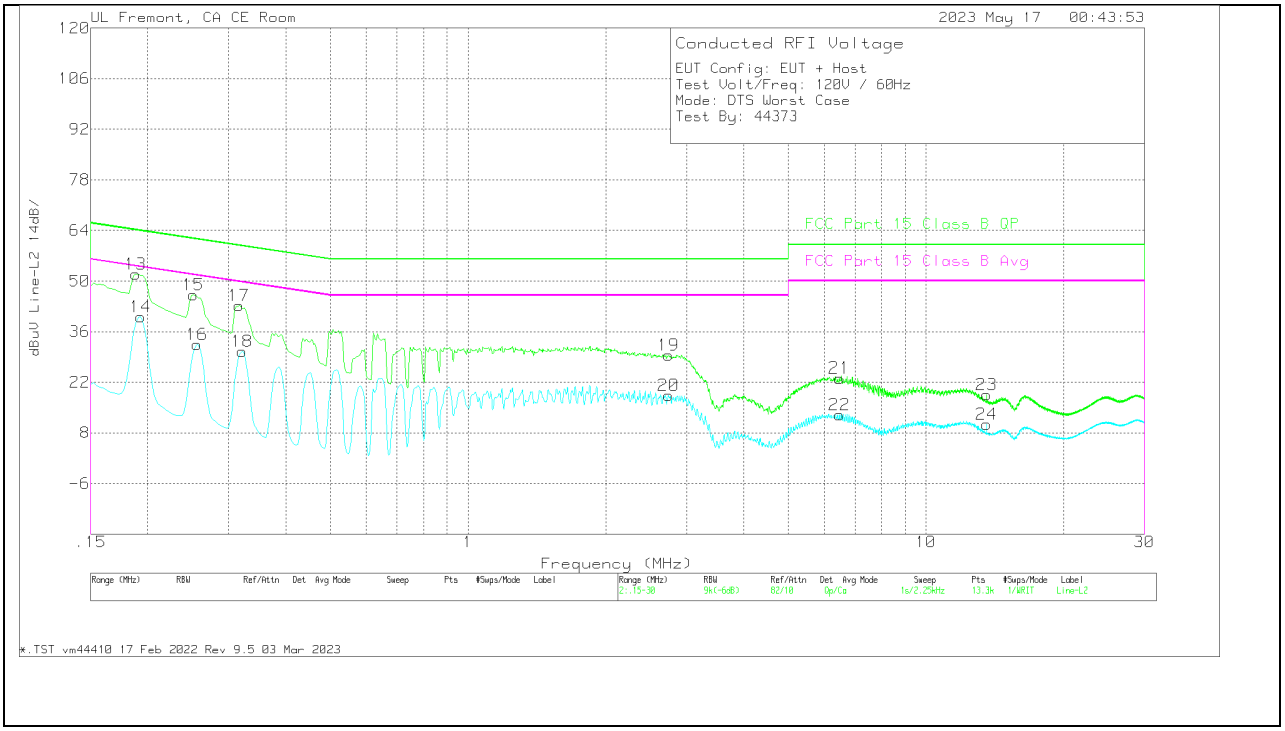

Range 2: Line-L2 .15 - 30MHz											
Marker	Frequency (MHz)	Meter Reading (dBuV)	Det	L2_LISN dB	C2&C3 cable path loss dB	207996 Limiter with short cabl dB	Corrected Reading dBuV	FCC Part 15 Class B QP dBuV	QP Margin (dB)	FCC Part 15 Class B Avg dBuV	Av(CISPR)Margin (dB)
14	.1928	30.74	Ca	0	0	9.4	40.14	-	-	53.92	-13.78
16	.2558	23.14	Ca	0	0	9.3	32.44	-	-	51.57	-19.13
18	.321	21.24	Ca	0	0	9.3	30.54	-	-	49.68	-19.14
20	2.7398	8.98	Ca	0	.1	9.3	18.38	-	-	46	-27.62
22	6.4669	3.58	Ca	0	.1	9.3	12.98	-	-	50	-37.02
24	13.56	.77	Ca	.1	.2	9.3	10.37	-	-	50	-39.63
13	.1883	42.46	Qp	0	0	9.4	51.86	64.11	-12.25	-	-
15	.2513	36.8	Qp	0	0	9.3	46.1	61.72	-15.62	-	-
17	.3165	33.95	Qp	0	0	9.3	43.25	59.8	-16.55	-	-
19	2.7375	20.15	Qp	0	.1	9.3	29.55	56	-26.45	-	-
21	6.468	13.74	Qp	0	.1	9.3	23.14	60	-36.86	-	-
23	13.56	8.95	Qp	.1	.2	9.3	18.55	60	-41.45	-	-

Qp - Quasi-Peak detector
Ca - CISPR average detection

UL Verification Services Inc.
47173 Benicia Street, Fremont, CA 94538; USA. TEL:(510) 319-4000 FAX:(510) 661-0888
This report shall not be reproduced except in full, without the written approval of UL Verification Services Inc.

12. SETUP PHOTOS

Please refer to 14523771-EP1V1 setup photos

END OF TEST REPORT

UL Verification Services Inc.
47173 Benicia Street, Fremont, CA 94538; USA. TEL:(510) 319-4000 FAX:(510) 661-0888
This report shall not be reproduced except in full, without the written approval of UL Verification Services Inc.