VERTICAL RESULT

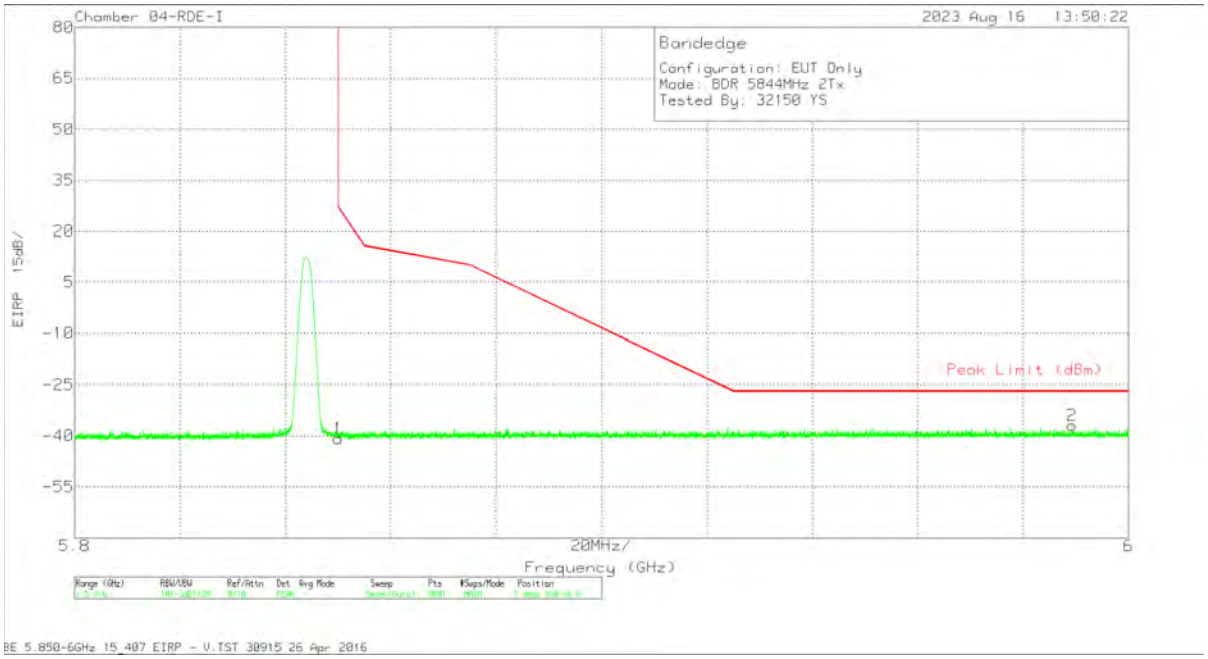

Marker	Frequency (GHz)	Meter Reading (dBm)	Det	84797 ACF (dB) - 3mH	Cbl/Amp (dB)	Conversion Factor (dB)	Corrected Reading EIRP	Peak Limit (dBm)	PK Margin (dB)	Azimuth (Degs)	Height (cm)	Polarity
1	5.85	-71.62	Pk	35	-15.9	11.8	-40.72	27	-67.72	7	160	V
2	5.989243	-68.36	Pk	35.4	-15.7	11.8	-36.86	-27	-9.86	7	160	V

Pk - Peak detector

UL VERIFICATION SERVICES INC.
47173 Benicia Street, Fremont, CA 94538; USA TEL:(510) 319-4000 FAX:(510) 661-0888
This report shall not be reproduced except in full, without the written approval of UL Verification Services Inc.

10.1.14 BDR, High Power, UNII-3, HARMONIC AND SPURIOUS IN THE 5.8 GHz BAND

LOW CHANNEL 5733MHz

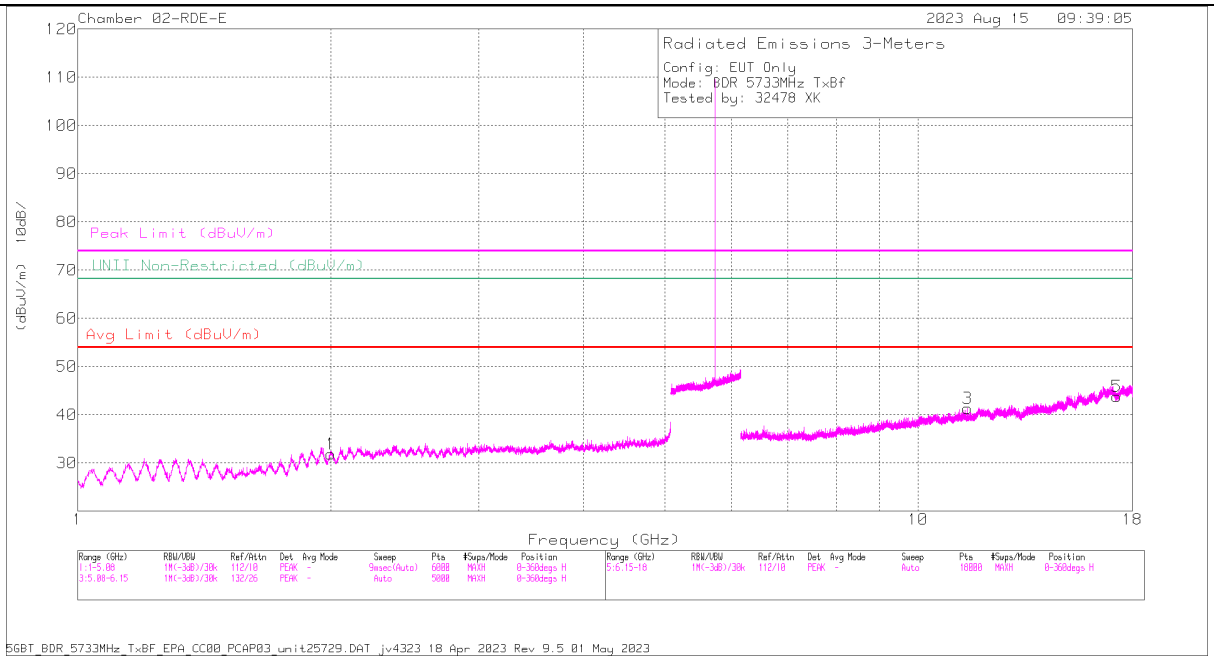

HORIZONTAL

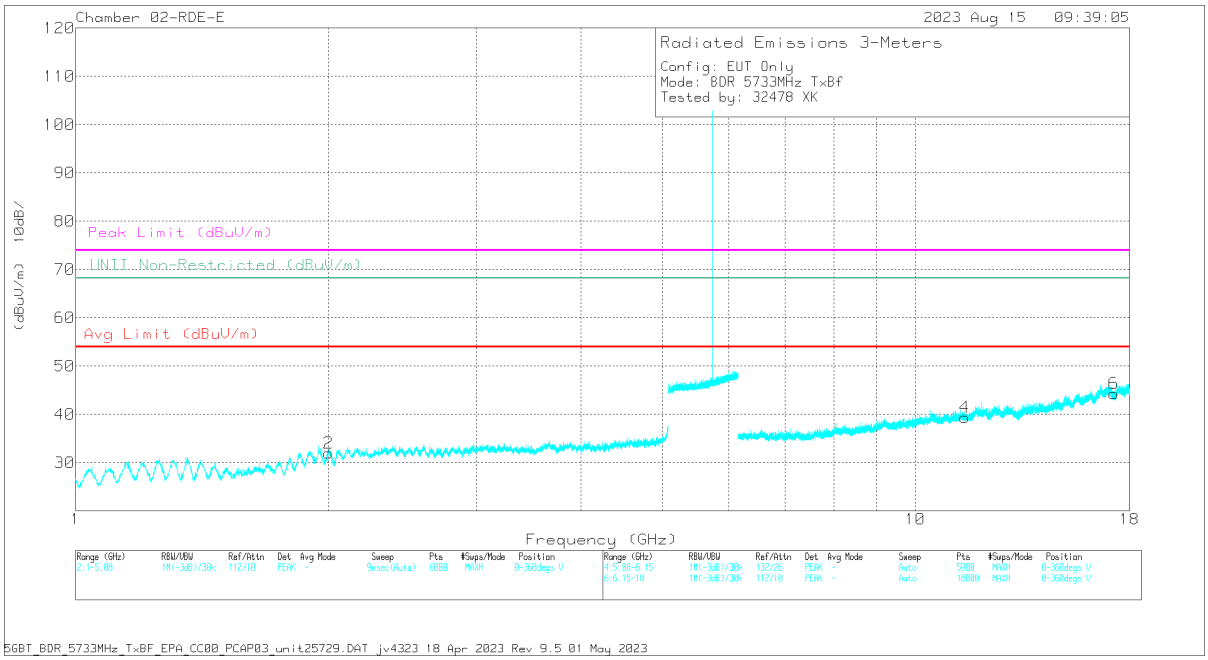

VERTICAL

UL VERIFICATION SERVICES INC.
47173 Benicia Street, Fremont, CA 94538; USA TEL:(510) 319-4000 FAX:(510) 661-0888
This report shall not be reproduced except in full, without the written approval of UL Verification Services Inc.

RADIATED EMISSIONS

Marker	Frequency (GHz)	Meter Reading (dBuV)	Det	206807 ACF (dB/m)	Gain/Loss (dB)	Corrected Reading (dBuV/m)	Avg Limit (dBuV/m)	Margin (dB)	Peak Limit (dBuV/m)	PK Margin (dB)	UNII Non-Restricted (dBuV/m)	PK Margin (dB)	Azimuth (Degs)	Height (cm)	Polarity
1	1.997919	60.66	PK-U	31.2	-48.86	43	-	-	-	-	68.2	-25.2	206	355	H
2	2.002239	60.14	PK-U	31.2	-48.87	42.47	-	-	-	-	68.2	-25.73	110	146	V
3	* 11.465576	54.97	PK-U	38.2	-42.42	50.75	-	-	74	-23.25	-	-	347	299	H
	* 11.465805	44.69	ADR	38.2	-42.43	40.46	54	-13.54	-	-	-	-	347	299	H
4	* 11.467822	54.16	PK-U	38.2	-42.45	49.91	-	-	74	-24.09	-	-	124	340	V
	* 11.466216	42.34	ADR	38.2	-42.43	38.11	54	-15.89	-	-	-	-	124	340	V
5	17.239382	53.99	PK-U	41.5	-41.56	53.93	-	-	-	-	68.2	-14.27	215	189	H
6	17.241395	53.69	PK-U	41.5	-41.56	53.63	-	-	-	-	68.2	-14.57	39	301	V

* - indicates frequency in CFR47 Pt 15 / IC RSS-Restricted Band
PK-U - U-NII: Maximum Peak
ADR - U-NII AD primary method, RMS average

UL VERIFICATION SERVICES INC.
47173 Benicia Street, Fremont, CA 94538; USA TEL:(510) 319-4000 FAX:(510) 661-0888
This report shall not be reproduced except in full, without the written approval of UL Verification Services Inc.

MID CHANNEL, 5788MHz

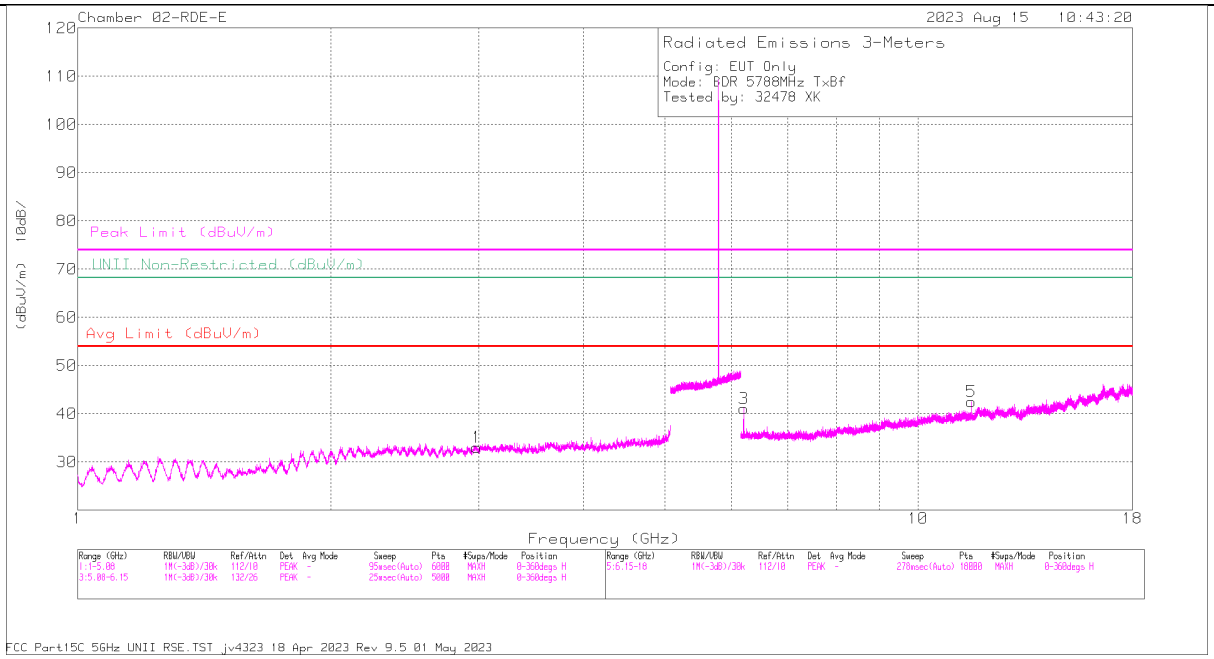

HORIZONTAL

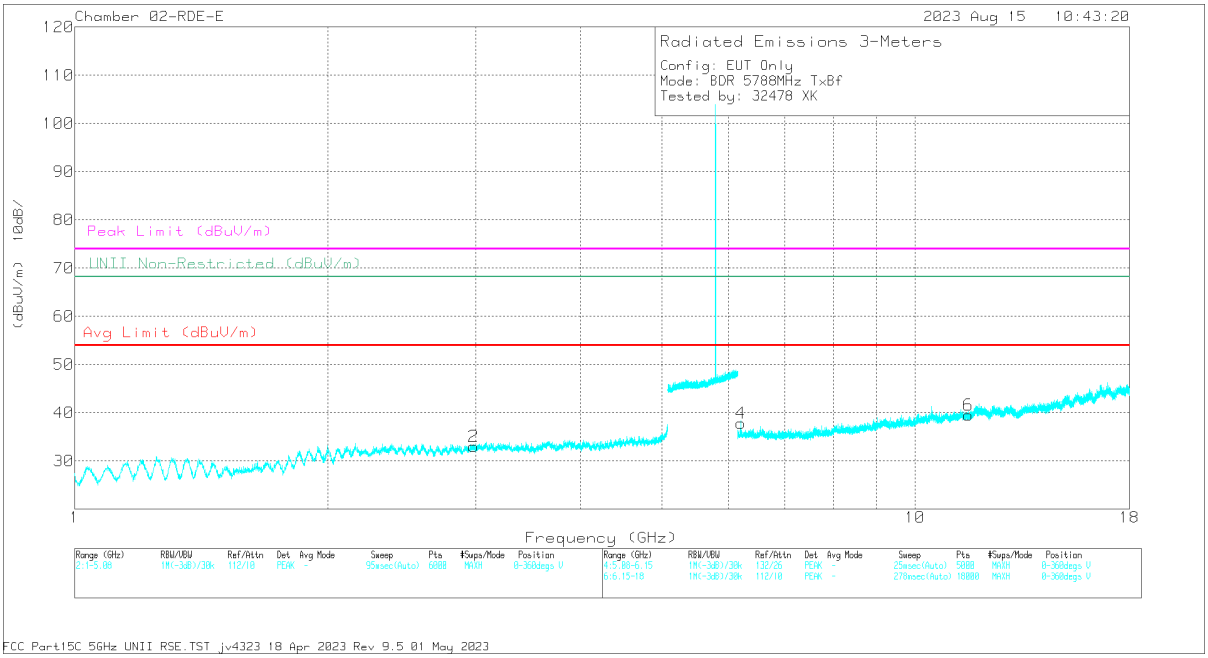

VERTICAL

UL VERIFICATION SERVICES INC.
47173 Benicia Street, Fremont, CA 94538; USA TEL:(510) 319-4000 FAX:(510) 661-0888
This report shall not be reproduced except in full, without the written approval of UL Verification Services Inc.

RADIATED EMISSIONS

Marker	Frequency (GHz)	Meter Reading (dBuV)	Det	206807 ACF (dB/m)	Gain/Loss (dB)	Corrected Reading (dBuV/m)	Avg Limit (dBuV/m)	Margin (dB)	Peak Limit (dBuV/m)	PK Margin (dB)	UNII Non-Restricted (dBuV/m)	PK Margin (dB)	Azimuth (Degs)	Height (cm)	Polarity
1	2.981416	58.4	PK-U	32.8	-48.03	43.17	-	-	-	-	68.2	-25.03	209	235	H
2	2.981972	58.76	PK-U	32.8	-48.02	43.54	-	-	-	-	68.2	-24.66	270	219	V
3	* 11.57606	55.71	PK-U	38.3	-42.26	51.75	-	-	74	-22.25	-	-	128	192	H
	* 11.576219	45.31	ADR	38.3	-42.25	41.36	54	-12.64	-	-	-	-	128	192	H
4	* 11.576188	54.47	PK-U	38.3	-42.25	50.52	-	-	74	-23.48	-	-	46	105	V
	* 11.575973	44.37	ADR	38.3	-42.26	40.41	54	-13.59	-	-	-	-	46	105	V
5	6.201148	57.85	PK-U	35.3	-44.37	48.78	-	-	-	-	68.2	-19.42	110	113	H
6	6.201168	57.25	PK-U	35.3	-44.37	48.18	-	-	-	-	68.2	-20.02	20	226	V

* - indicates frequency in CFR47 Pt 15 / IC RSS-Restricted Band
PK-U - U-NII: Maximum Peak
ADR - U-NII AD primary method, RMS average

UL VERIFICATION SERVICES INC.
47173 Benicia Street, Fremont, CA 94538; USA TEL:(510) 319-4000 FAX:(510) 661-0888
This report shall not be reproduced except in full, without the written approval of UL Verification Services Inc.

HIGH CHANNEL 5844MHz

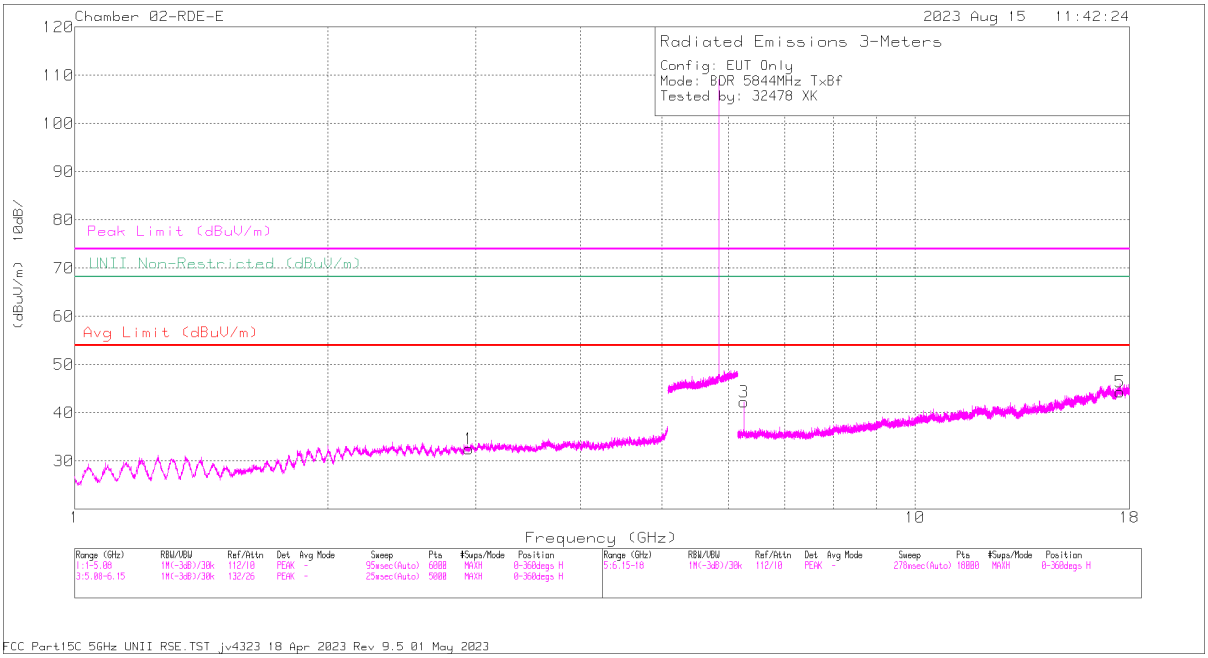

HORIZONTAL

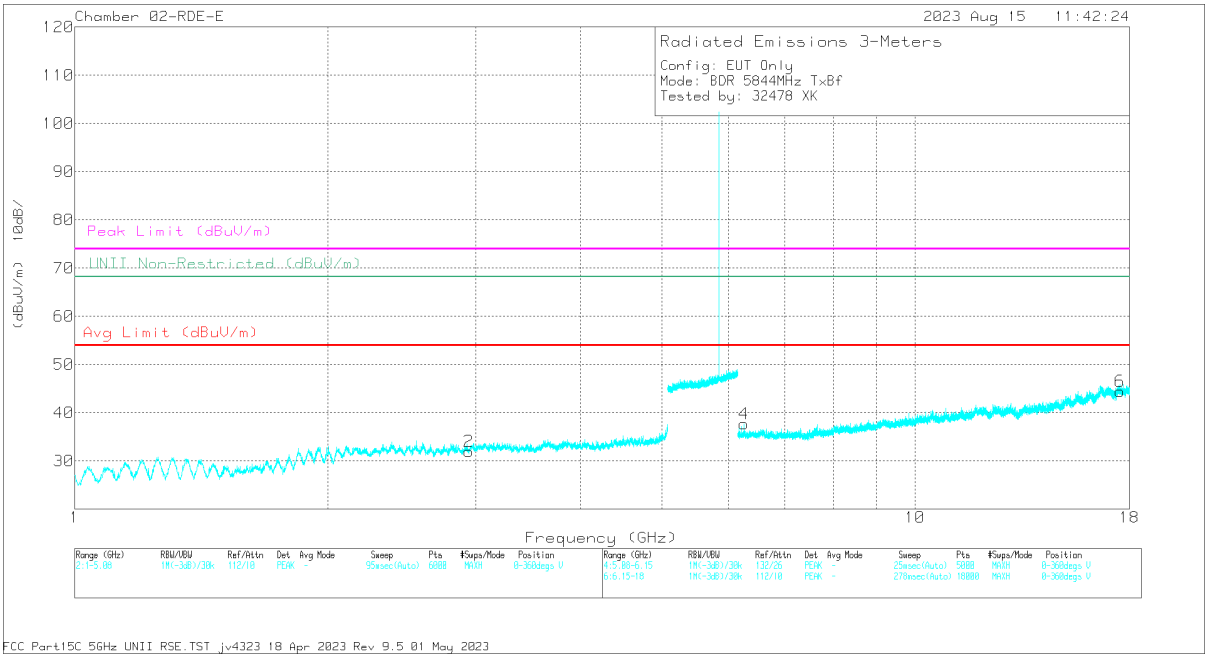

VERTICAL

UL VERIFICATION SERVICES INC.
47173 Benicia Street, Fremont, CA 94538; USA TEL:(510) 319-4000 FAX:(510) 661-0888
This report shall not be reproduced except in full, without the written approval of UL Verification Services Inc.

RADIATED EMISSIONS

Marker	Frequency (GHz)	Meter Reading (dBuV)	Det	206807 ACF (dB/m)	Gain/Loss (dB)	Corrected Reading (dBuV/m)	UNII Non-Restricted (dBuV/m)	PK Margin (dB)	Azimuth (Degs)	Height (cm)	Polarity
1	2.94347	58.5	PK-U	32.7	-48.2	43	68.2	-25.2	126	233	H
2	2.94401	58.46	PK-U	32.7	-48.21	42.95	68.2	-25.25	311	149	V
3	6.261341	57.66	PK-U	35.4	-44.23	48.83	68.2	-19.37	119	111	H
4	6.261271	55.79	PK-U	35.4	-44.23	46.96	68.2	-21.24	151	139	V
5	17.528641	53.2	PK-U	41.4	-40.48	54.12	68.2	-14.08	345	178	H
6	17.529887	53.07	PK-U	41.4	-40.48	53.99	68.2	-14.21	225	199	V

* - indicates frequency in CFR47 Pt 15 / IC RSS-Restricted Band
PK-U - U-NII: Maximum Peak
ADR - U-NII AD primary method, RMS average

UL VERIFICATION SERVICES INC.
47173 Benicia Street, Fremont, CA 94538; USA TEL:(510) 319-4000 FAX:(510) 661-0888
This report shall not be reproduced except in full, without the written approval of UL Verification Services Inc.

10.1.15 BDR, LOW POWER UNII-3 BANDEDGE

ANT 6

BANDEDGE (LOW CHANNEL)

HORIZONTAL RESULT

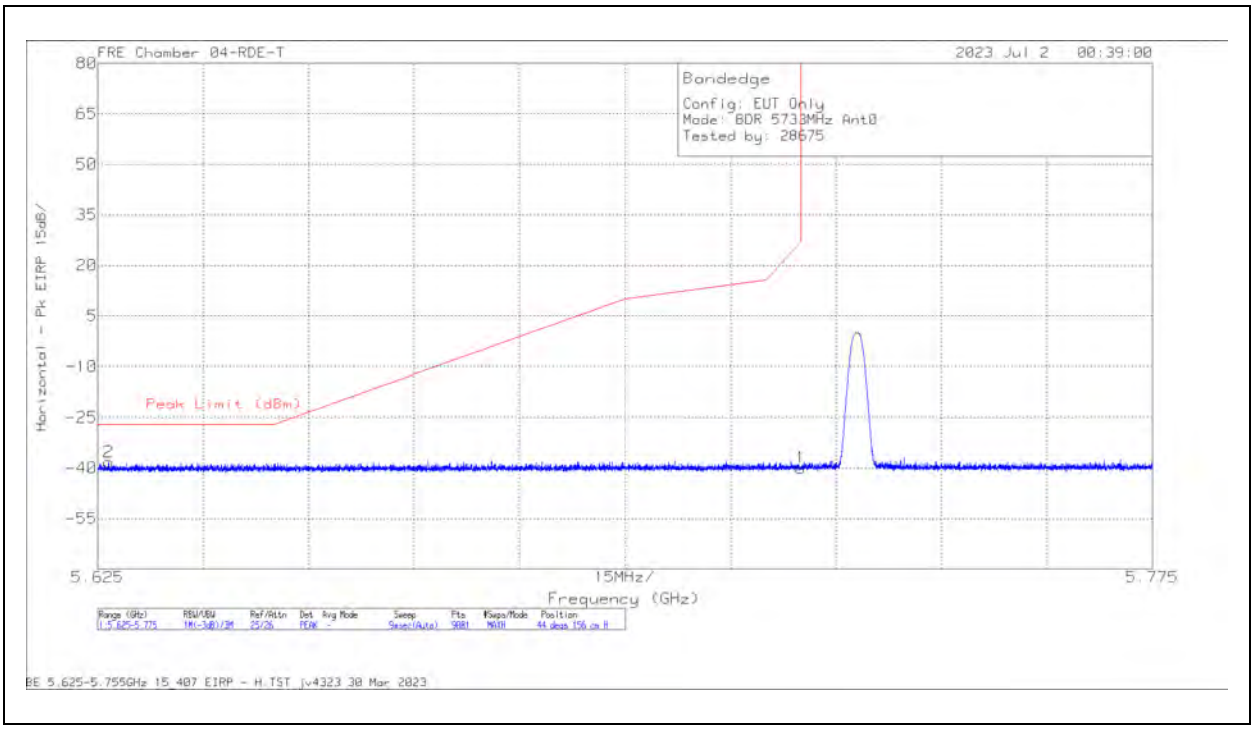

Marker	Frequency (GHz)	Meter Reading (dBm)	Det	226673 ACF (dB) 3mH	Conversion Factor (dB)	Gain/Loss (dB)	Corrected Reading EIRP	Peak Limit (dBm)	PK Margin (dB)	Azimuth (Degs)	Height (cm)	Polarity
2	5.62655	-50	Pk	34.5	11.8	-34.52	-38.22	-27	-11.22	44	156	H
1	5.725	-51.87	Pk	34.6	11.8	-34.48	-39.95	27	-66.95	44	156	H

Pk - Peak detector

UL VERIFICATION SERVICES INC.
47173 Benicia Street, Fremont, CA 94538; USA TEL:(510) 319-4000 FAX:(510) 661-0888
This report shall not be reproduced except in full, without the written approval of UL Verification Services Inc.

VERTICAL RESULT

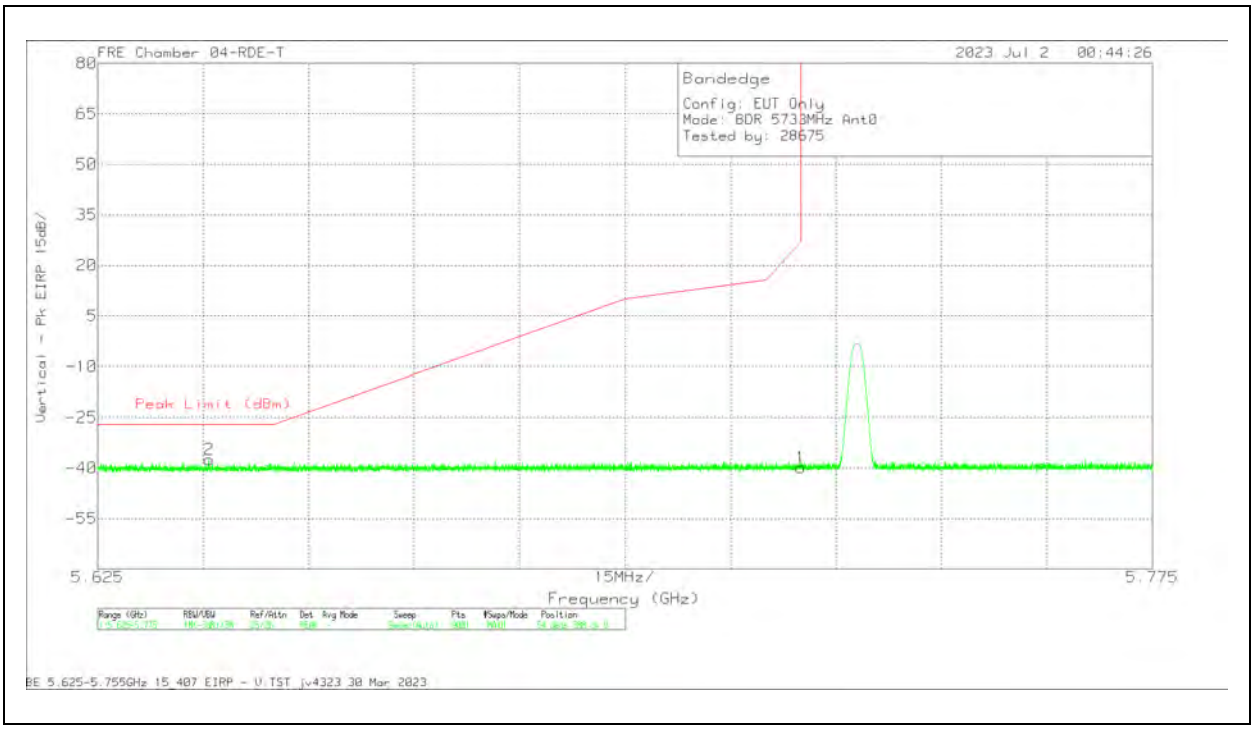

Marker	Frequency (GHz)	Meter Reading (dBm)	Det	226673 ACF (dB) 3mH	Conversion Factor (dB)	Gain/Loss (dB)	Corrected Reading EIRP	Peak Limit (dBm)	PK Margin (dB)	Azimuth (Degs)	Height (cm)	Polarity
2	5.640817	-49.29	Pk	34.5	11.8	-34.52	-37.51	-27	-10.51	54	388	V
1	5.725	-51.81	Pk	34.6	11.8	-34.48	-39.89	27	-66.89	54	388	V

Pk - Peak detector

UL VERIFICATION SERVICES INC.
47173 Benicia Street, Fremont, CA 94538; USA TEL:(510) 319-4000 FAX:(510) 661-0888
This report shall not be reproduced except in full, without the written approval of UL Verification Services Inc.

BANDEDGE (HIGH CHANNEL)

HORIZONTAL RESULT

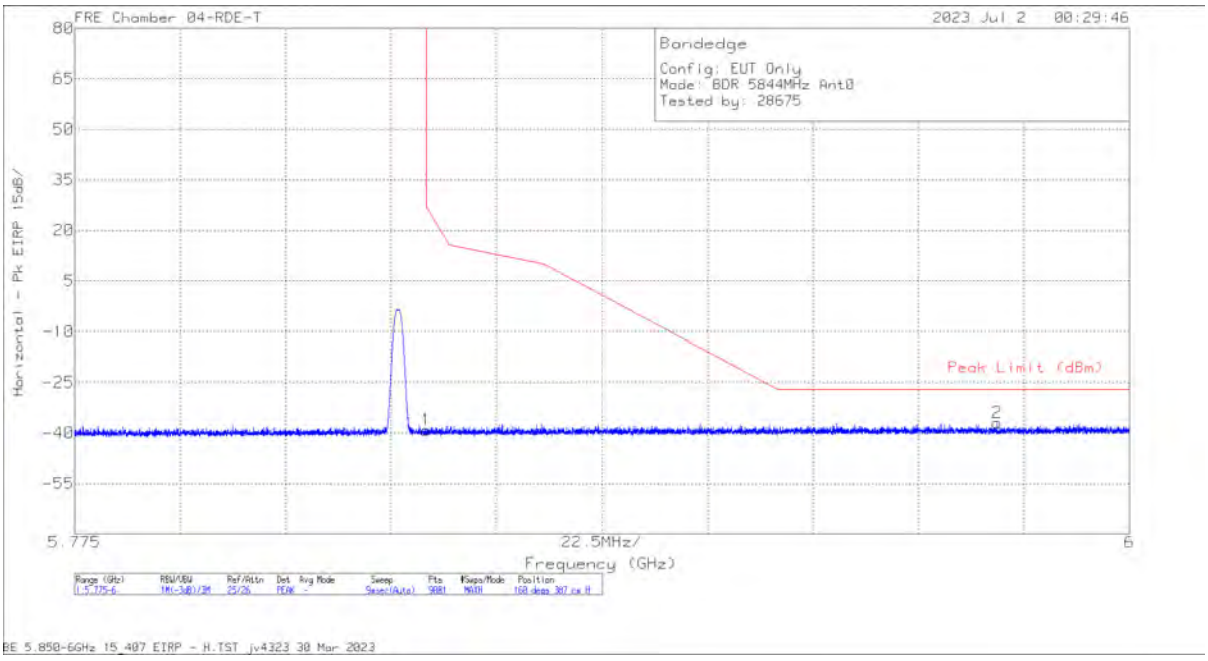

Marker	Frequency (GHz)	Meter Reading (dBm)	Det	226673 ACF (dB) 3mH	Conversion Factor (dB)	Gain/Loss (dB)	Corrected Reading EIRP	Peak Limit (dBm)	PK Margin (dB)	Azimuth (Degs)	Height (cm)	Polarity
1	5.85	-51.38	Pk	34.9	11.8	-34.34	-39.02	27	-66.02	160	387	H
2	5.971775	-49.56	Pk	35.2	11.8	-34.25	-36.81	-27	-9.81	160	387	H

Pk - Peak detector

UL VERIFICATION SERVICES INC.
47173 Benicia Street, Fremont, CA 94538; USA TEL:(510) 319-4000 FAX:(510) 661-0888
This report shall not be reproduced except in full, without the written approval of UL Verification Services Inc.

VERTICAL RESULT

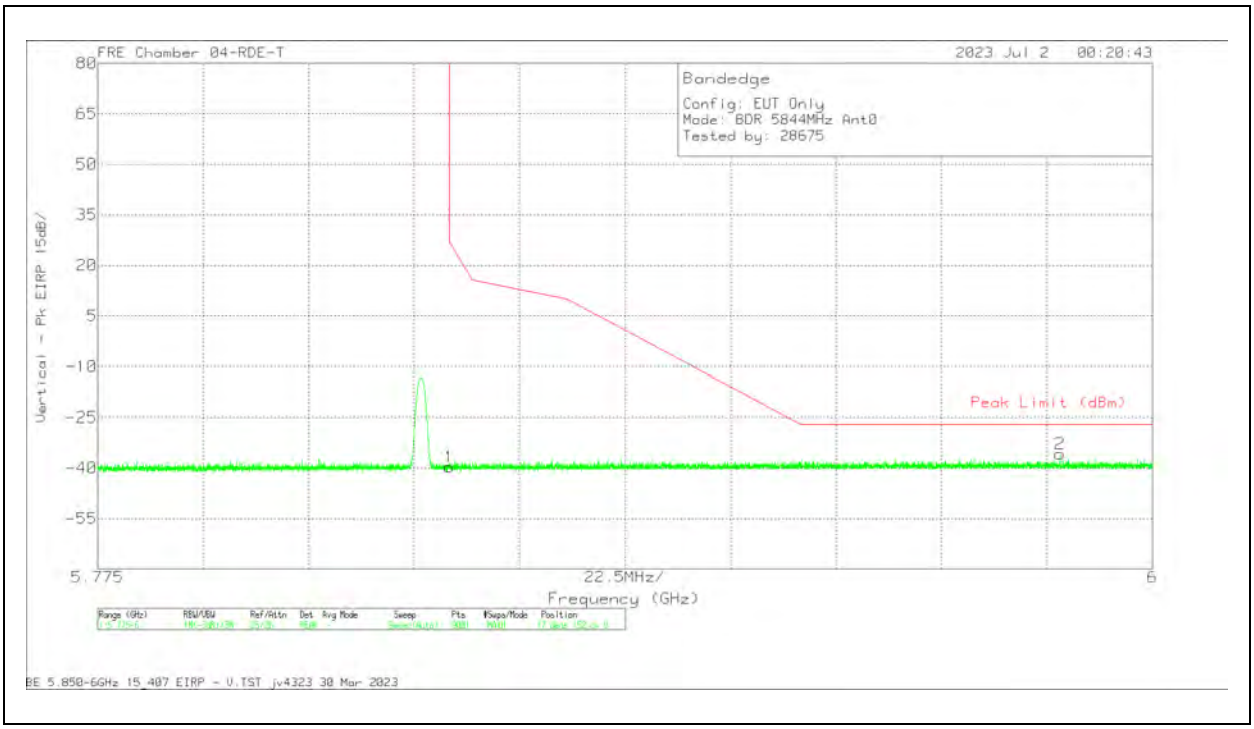

Marker	Frequency (GHz)	Meter Reading (dBm)	Det	226673 ACF (dB) 3mH	Conversion Factor (dB)	Gain/Loss (dB)	Corrected Reading EIRP	Peak Limit (dBm)	PK Margin (dB)	Azimuth (Degs)	Height (cm)	Polarity
1	5.85	-52.11	Pk	34.9	11.8	-34.34	-39.75	27	-66.75	17	152	V
2	5.980275	-48.54	Pk	35.2	11.8	-34.28	-35.82	-27	-8.82	17	152	V

Pk - Peak detector

UL VERIFICATION SERVICES INC.
47173 Benicia Street, Fremont, CA 94538; USA TEL:(510) 319-4000 FAX:(510) 661-0888
This report shall not be reproduced except in full, without the written approval of UL Verification Services Inc.

ANT 5

BANDEDGE (LOW CHANNEL)

HORIZONTAL RESULT

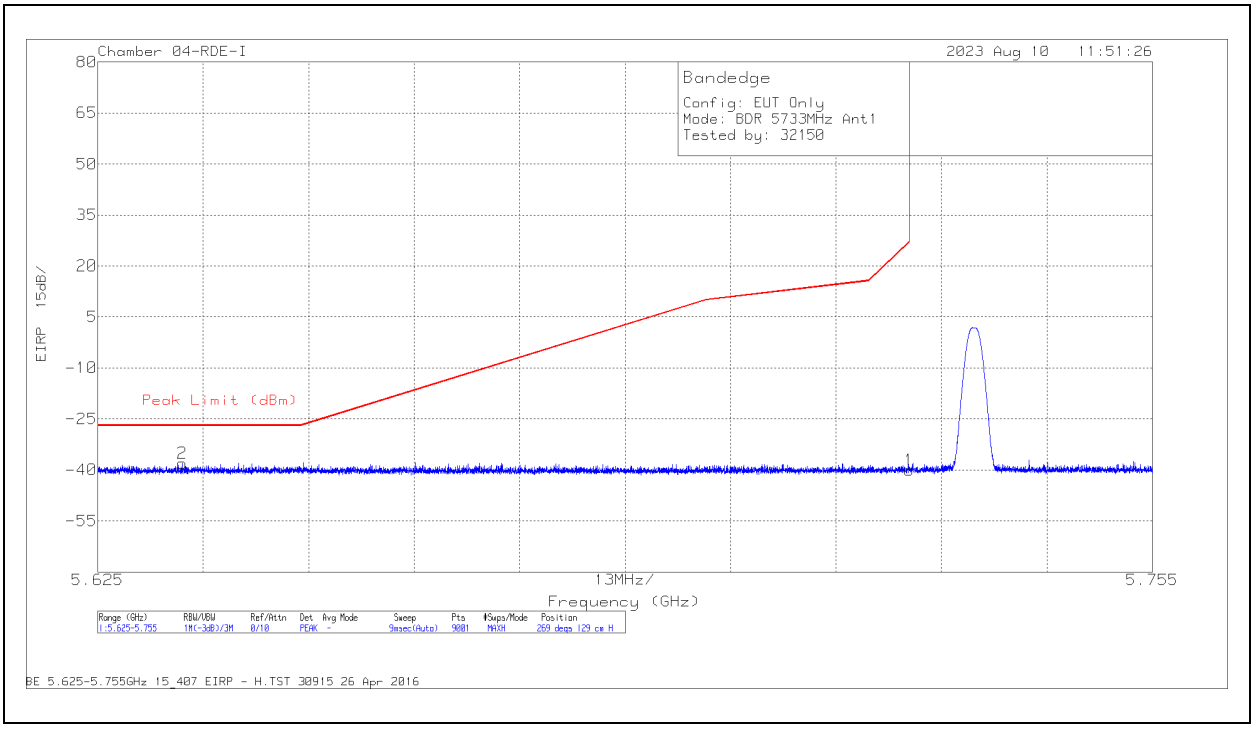

Marker	Frequency (GHz)	Meter Reading (dBm)	Det	84797 ACF (dB) - 3mH	Cbl/Amp (dB)	Conversion Factor (dB)	Corrected Reading EIRP	Peak Limit (dBm)	PK Margin (dB)	Azimuth (Degs)	Height (cm)	Polarity
1	5.725	-70.1	Pk	34.9	-16.7	11.8	-40.1	27	-67.1	269	129	H
2	5.635443	-67.92	Pk	34.9	-16.8	11.8	-38.02	-27	-11.02	269	129	H

Pk - Peak detector

UL VERIFICATION SERVICES INC.
47173 Benicia Street, Fremont, CA 94538; USA TEL:(510) 319-4000 FAX:(510) 661-0888
This report shall not be reproduced except in full, without the written approval of UL Verification Services Inc.

VERTICAL RESULT

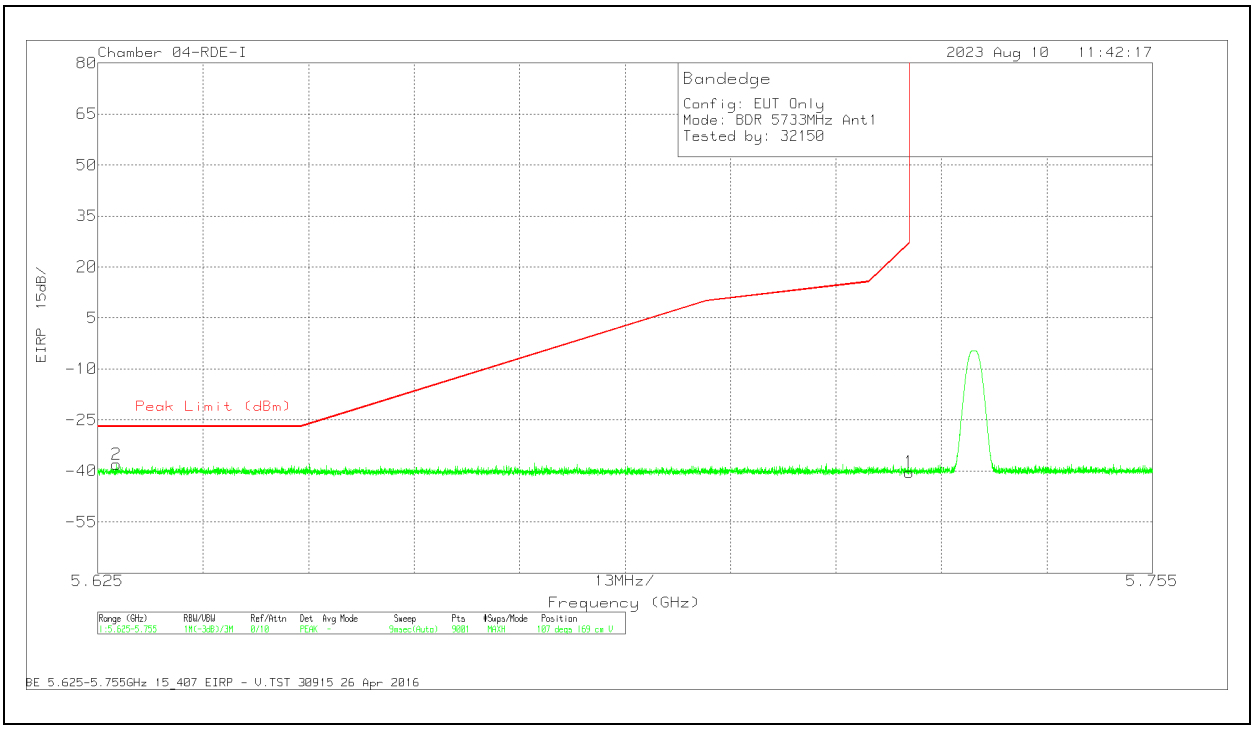

Marker	Frequency (GHz)	Meter Reading (dBm)	Det	84797 ACF (dB) - 3mH	Cbl/Amp (dB)	Conversion Factor (dB)	Corrected Reading EIRP	Peak Limit (dBm)	PK Margin (dB)	Azimuth (Degs)	Height (cm)	Polarity
1	5.725	-70.34	Pk	34.9	-16.7	11.8	-40.34	27	-67.34	107	169	V
2	5.627311	-67.86	Pk	34.9	-16.9	11.8	-38.06	-27	-11.06	107	169	V

Pk - Peak detector

UL VERIFICATION SERVICES INC.
47173 Benicia Street, Fremont, CA 94538; USA TEL:(510) 319-4000 FAX:(510) 661-0888
This report shall not be reproduced except in full, without the written approval of UL Verification Services Inc.

BANDEDGE (High CHANNEL)

HORIZONTAL RESULT

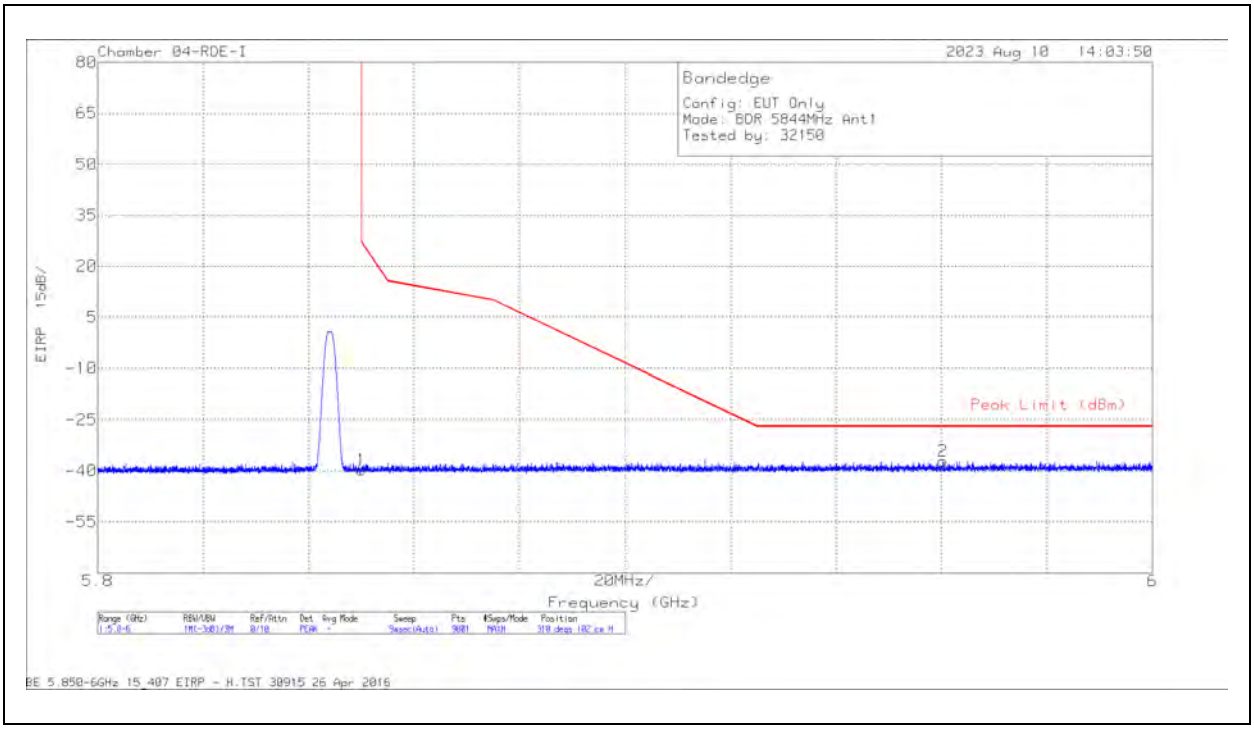

Marker	Frequency (GHz)	Meter Reading (dBm)	Det	84797 ACF (dB) - 3mH	Cbl/Amp (dB)	Conversion Factor (dB)	Corrected Reading EIRP	Peak Limit (dBm)	PK Margin (dB)	Azimuth (Degs)	Height (cm)	Polarity
1	5.85	-70.56	Pk	35	-15.9	11.8	-39.66	27	-66.66	310	102	H
2	5.960354	-68.33	Pk	35.3	-15.8	11.8	-37.03	-27	-10.03	310	102	H

Pk - Peak detector

UL VERIFICATION SERVICES INC.
47173 Benicia Street, Fremont, CA 94538; USA TEL:(510) 319-4000 FAX:(510) 661-0888
This report shall not be reproduced except in full, without the written approval of UL Verification Services Inc.

VERTICAL RESULT

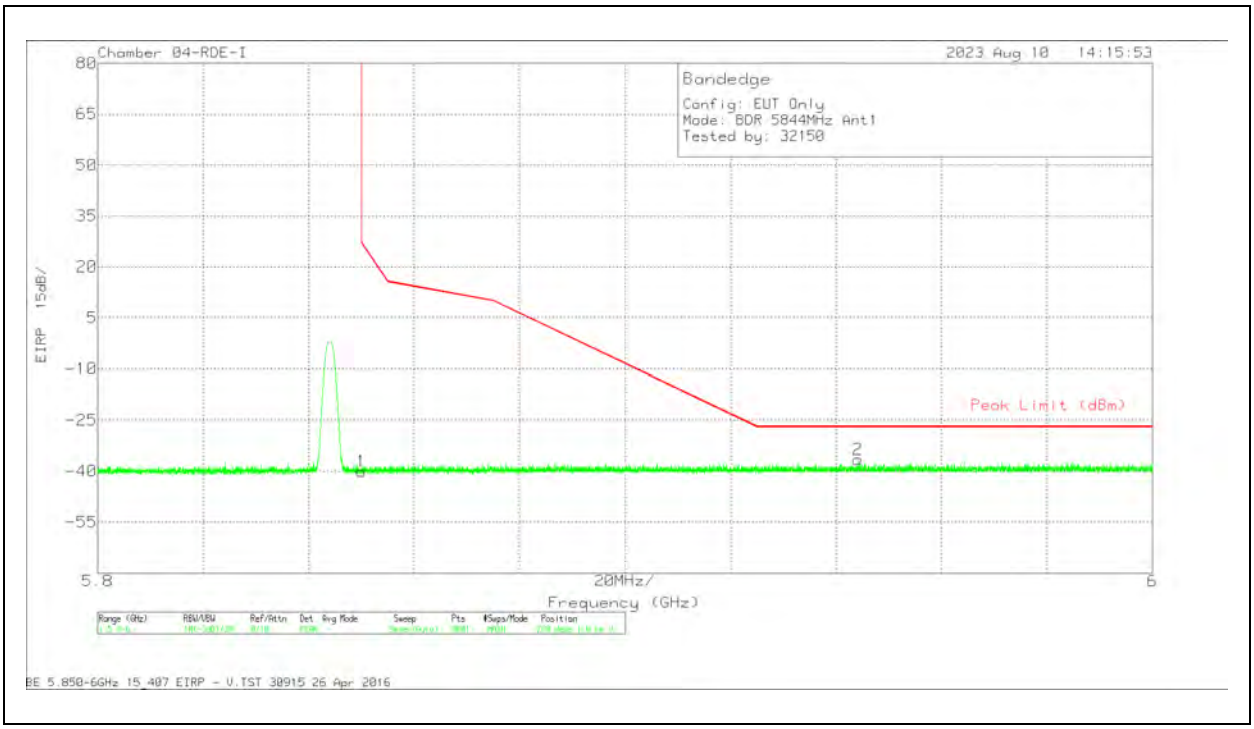

Marker	Frequency (GHz)	Meter Reading (dBm)	Det	84797 ACF (dB) - 3mH	Cbl/Amp (dB)	Conversion Factor (dB)	Corrected Reading EIRP	Peak Limit (dBm)	PK Margin (dB)	Azimuth (Degs)	Height (cm)	Polarity
1	5.85	-70.89	Pk	35	-15.9	11.8	-39.99	27	-66.99	269	110	V
2	5.94411	-68.22	Pk	35.3	-15.5	11.8	-36.62	-27	-9.62	269	110	V

Pk - Peak detector

UL VERIFICATION SERVICES INC.
47173 Benicia Street, Fremont, CA 94538; USA TEL:(510) 319-4000 FAX:(510) 661-0888
This report shall not be reproduced except in full, without the written approval of UL Verification Services Inc.

2TX Antenna 6 + Antenna 5 TXBF MODE

BANDEDGE (LOW CHANNEL)

HORIZONTAL RESULT

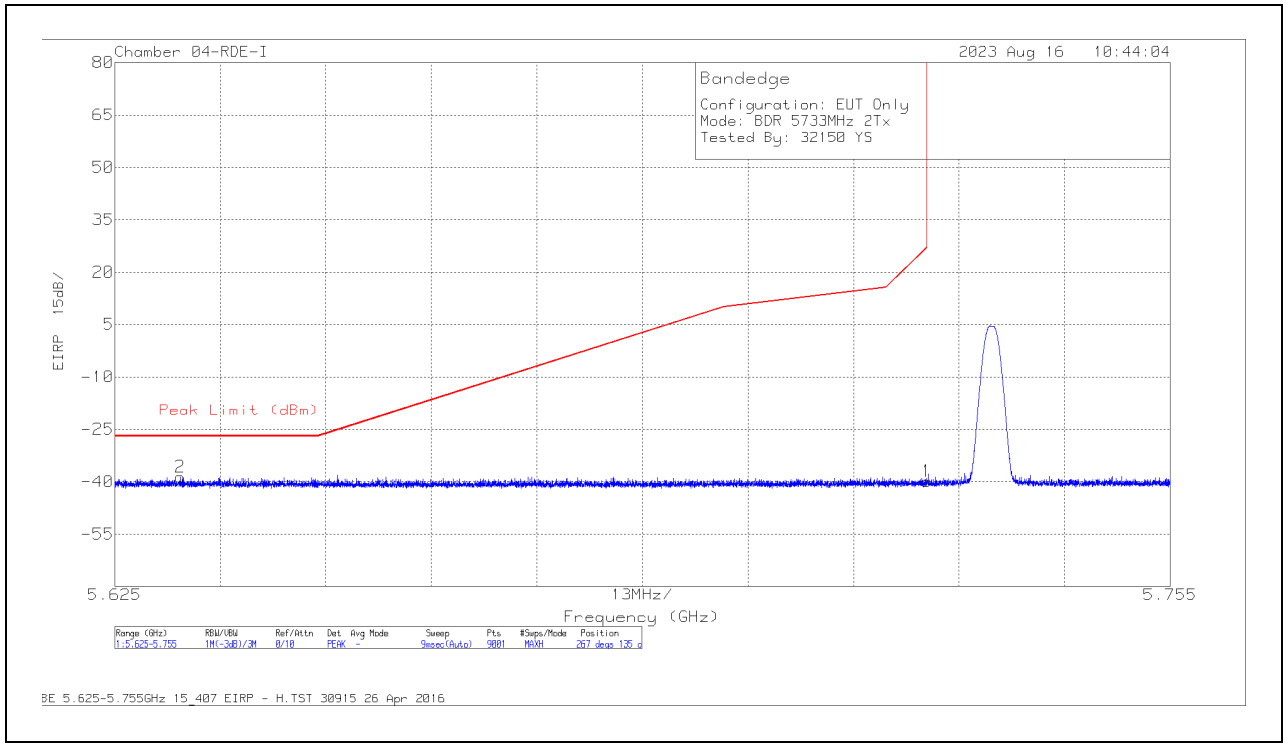

Marker	Frequency (GHz)	Meter Reading (dBm)	Det	84797 ACF (dB) - 3mH	Cbl/Amp (dB)	Conversion Factor (dB)	Corrected Reading EIRP	Peak Limit (dBm)	PK Margin (dB)	Azimuth (Degs)	Height (cm)	Polarity
1	5.725	-69.92	Pk	34.9	-16.7	11.8	-39.92	27	-66.92	267	135	H
2	5.633089	-68.57	Pk	34.9	-16.8	11.8	-38.67	-27	-11.67	267	135	H

Pk - Peak detector

UL VERIFICATION SERVICES INC.
47173 Benicia Street, Fremont, CA 94538; USA TEL:(510) 319-4000 FAX:(510) 661-0888
This report shall not be reproduced except in full, without the written approval of UL Verification Services Inc.

VERTICAL RESULT

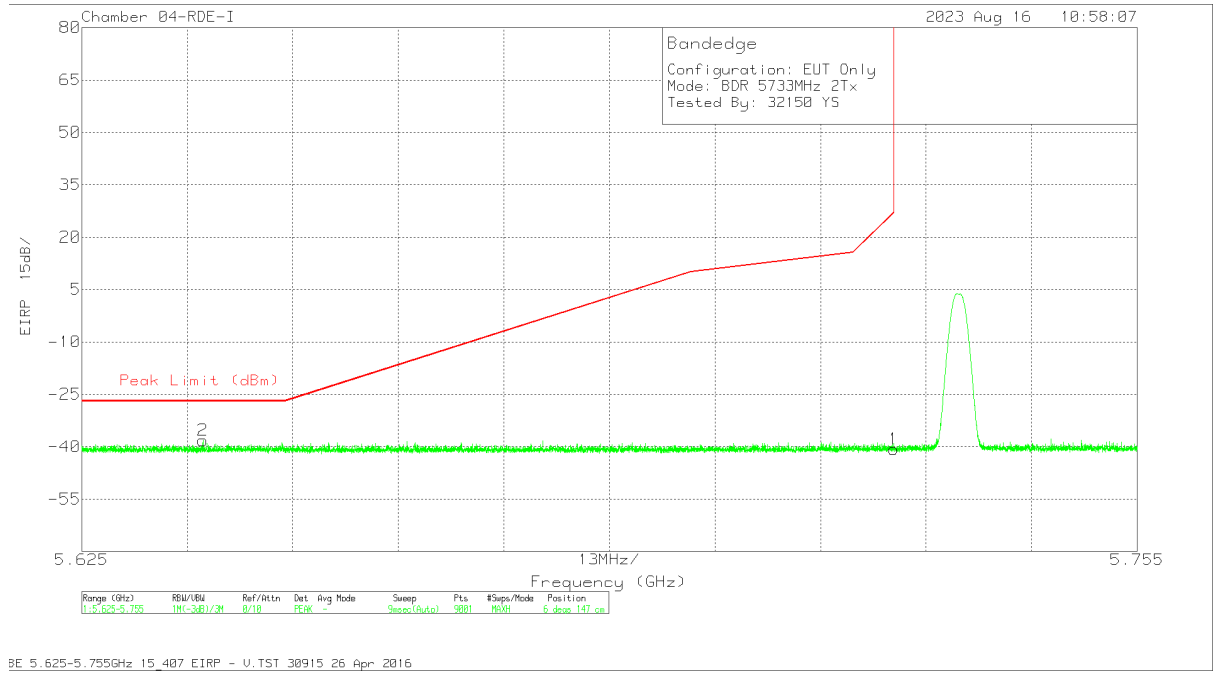

Marker	Frequency (GHz)	Meter Reading (dBm)	Det	84797 ACF (dB) - 3mH	Cbl/Amp (dB)	Conversion Factor (dB)	Corrected Reading EIRP	Peak Limit (dBm)	PK Margin (dB)	Azimuth (Degs)	Height (cm)	Polarity
1	5.725	-70.7	Pk	34.9	-16.7	11.8	-40.7	27	-67.7	6	147	V
2	5.639935	-68.09	Pk	34.9	-16.8	11.8	-38.19	-27	-11.19	6	147	V

Pk - Peak detector

UL VERIFICATION SERVICES INC.
47173 Benicia Street, Fremont, CA 94538; USA TEL:(510) 319-4000 FAX:(510) 661-0888
This report shall not be reproduced except in full, without the written approval of UL Verification Services Inc.

BANDEDGE (HIGH CHANNEL)

HORIZONTAL RESULT

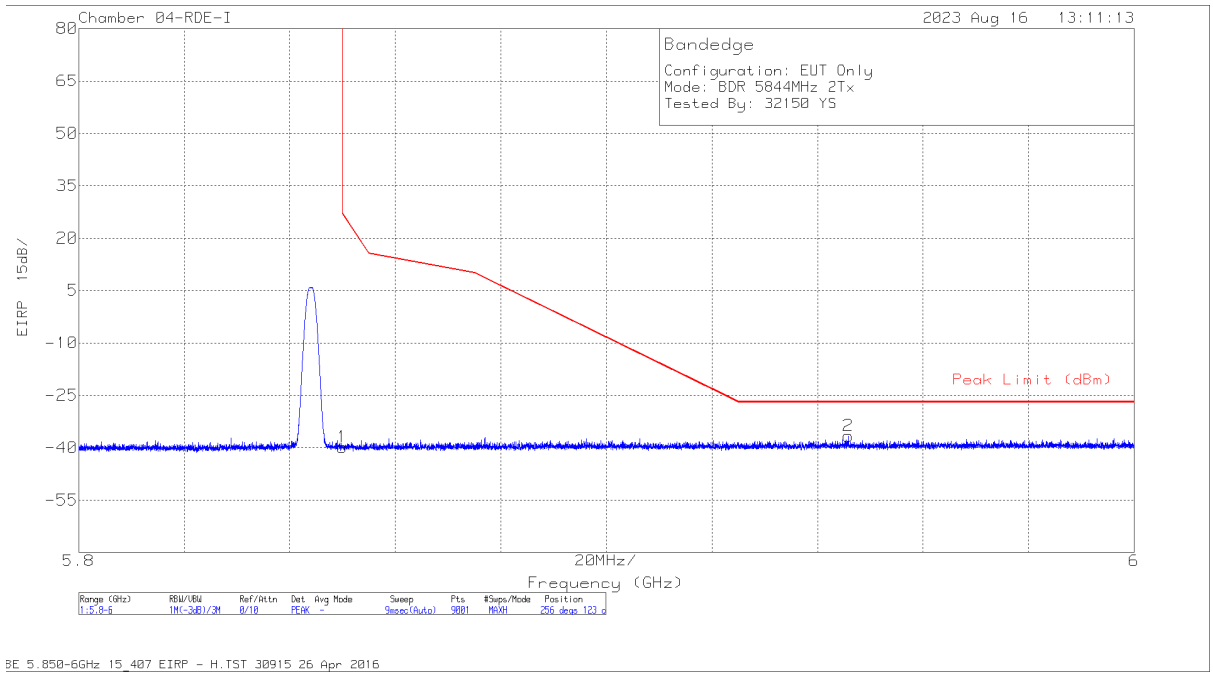

Marker	Frequency (GHz)	Meter Reading (dBm)	Det	84797 ACF (dB) - 3mH	Cbl/Amp (dB)	Conversion Factor (dB)	Corrected Reading EIRP	Peak Limit (dBm)	PK Margin (dB)	Azimuth (Degs)	Height (cm)	Polarity
1	5.85	-70.72	Pk	35	-15.9	11.8	-39.82	27	-66.82	256	123	H
2	5.945843	-68.21	Pk	35.3	-15.5	11.8	-36.61	-27	-9.61	256	123	H

Pk - Peak detector

UL VERIFICATION SERVICES INC.
47173 Benicia Street, Fremont, CA 94538; USA TEL:(510) 319-4000 FAX:(510) 661-0888
This report shall not be reproduced except in full, without the written approval of UL Verification Services Inc.

VERTICAL RESULT

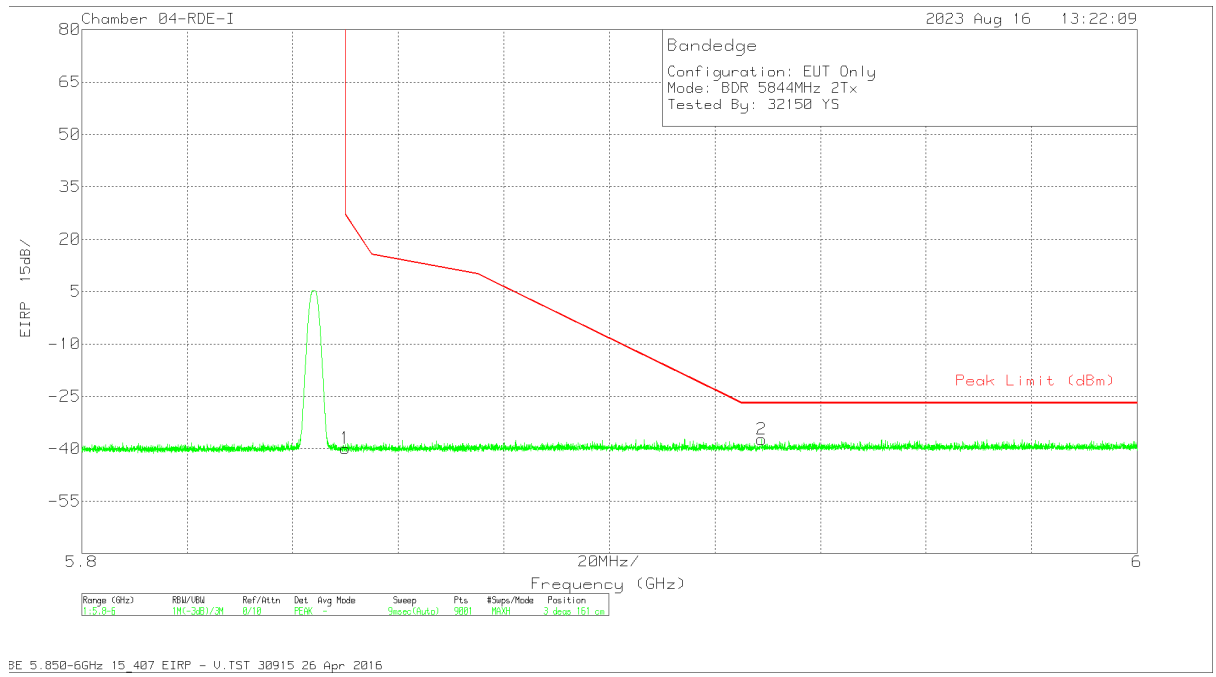

Marker	Frequency (GHz)	Meter Reading (dBm)	Det	84797 ACF (dB) - 3mH	Cbl/Amp (dB)	Conversion Factor (dB)	Corrected Reading EIRP	Peak Limit (dBm)	PK Margin (dB)	Azimuth (Degs)	Height (cm)	Polarity
1	5.85	-70.82	Pk	35	-15.9	11.8	-39.92	27	-66.92	3	161	V
2	5.928888	-68.81	Pk	35.2	-15.5	11.8	-37.31	-27	-10.31	3	161	V

Pk - Peak detector

UL VERIFICATION SERVICES INC.
47173 Benicia Street, Fremont, CA 94538; USA TEL:(510) 319-4000 FAX:(510) 661-0888
This report shall not be reproduced except in full, without the written approval of UL Verification Services Inc.

10.1.16 BDR, Low Power, UNII-3, HARMONIC AND SPURIOUS TX ABOVE 1 GHz IN THE 5.8GHz BAND

LOW CHANNEL 5733MHz

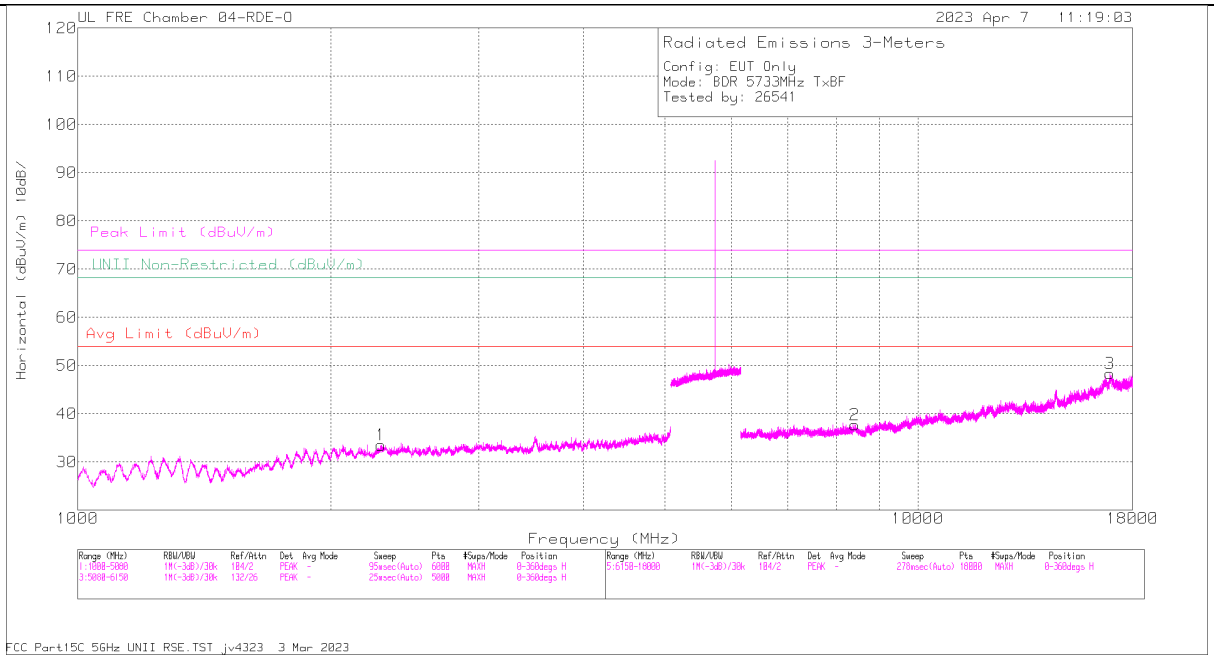

HORIZONTAL

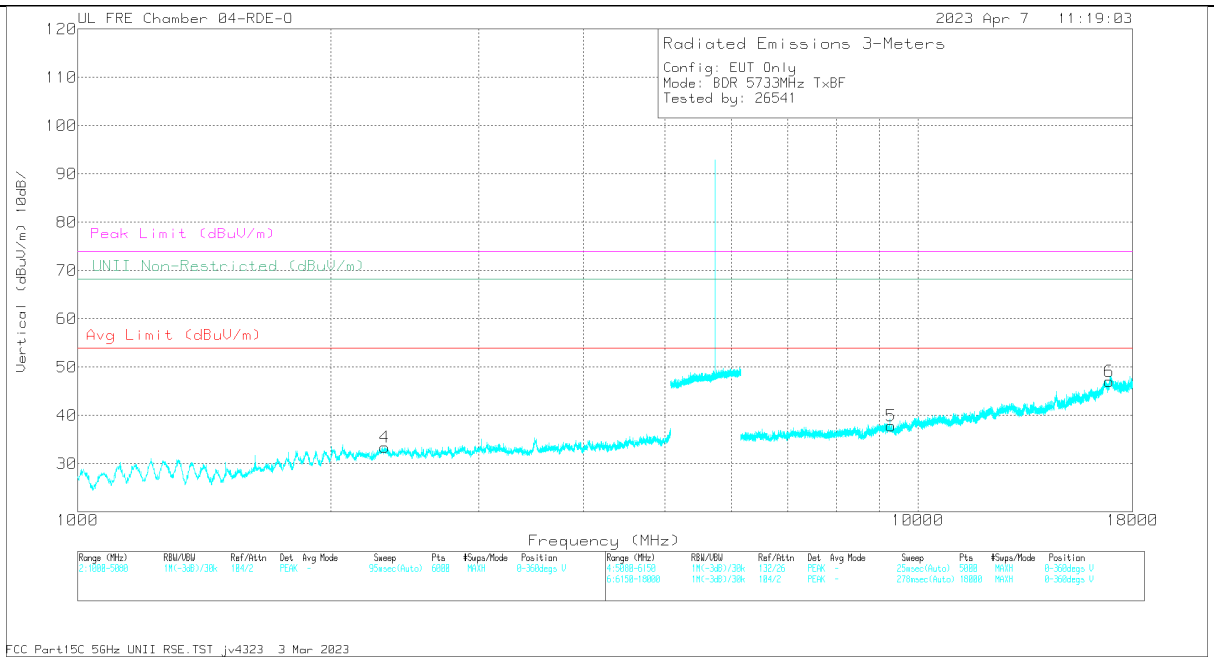

VERTICAL

UL VERIFICATION SERVICES INC.
47173 Benicia Street, Fremont, CA 94538; USA TEL:(510) 319-4000 FAX:(510) 661-0888
This report shall not be reproduced except in full, without the written approval of UL Verification Services Inc.

RADIATED EMISSIONS

Marker	Frequency (MHz)	Meter Reading (dBuV)	Det	80404_ACF(dB) - 3mH	Gain/Loss (dB)	Corrected Reading (dBuV/m)	Avg Limit (dBuV/m)	Margin (dB)	Peak Limit (dBuV/m)	PK Margin (dB)	UNII Non-Restricted (dBuV/m)	PK Margin (dB)	Azimuth (Degs)	Height (cm)	Polarity
1	* 2294.412	57.4	PK-U	32.6	-47.01	42.99	-	-	74	-31.01	-	-	0	100	H
	* 2294.181	46	ADR	32.6	-47.01	31.59	54	-22.41	-	-	-	-	0	100	H
4	* 2318.502	58.56	PK-U	32.7	-47.02	44.24	-	-	74	-29.76	-	-	0	201	V
	* 2316.305	46.09	ADR	32.6	-46.97	31.72	54	-22.28	-	-	-	-	0	201	V
2	* 8404.963	52.65	PK-U	36	-41.16	47.49	-	-	74	-26.51	-	-	0	100	H
	* 8404.994	41.1	ADR	36	-41.16	35.94	54	-18.06	-	-	-	-	0	100	H
5	9296.247	53.22	PK-U	36.6	-41.95	47.87	-	-	-	-	68.2	-20.33	0	201	V
6	16900.979	53.69	PK-U	43.1	-39.64	57.15	-	-	-	-	68.2	-11.05	0	200	V
3	16926.36	53.17	PK-U	43.1	-38.78	57.49	-	-	-	-	68.2	-10.71	0	100	H

* - indicates frequency in CFR47 Pt 15 / IC RSS-Restricted Band
PK-U - U-NII: Maximum Peak
ADR - U-NII AD primary method, RMS average

UL VERIFICATION SERVICES INC.
47173 Benicia Street, Fremont, CA 94538; USA TEL:(510) 319-4000 FAX:(510) 661-0888
This report shall not be reproduced except in full, without the written approval of UL Verification Services Inc.

MID CHANNEL 5788MHz

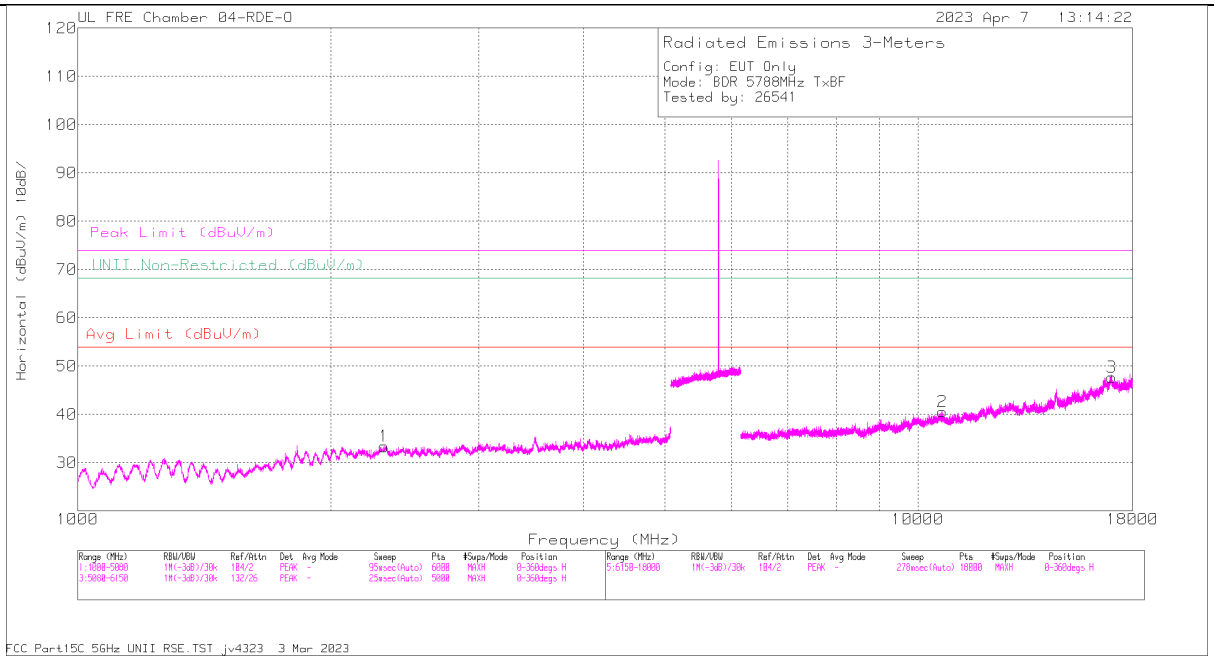

HORIZONTAL

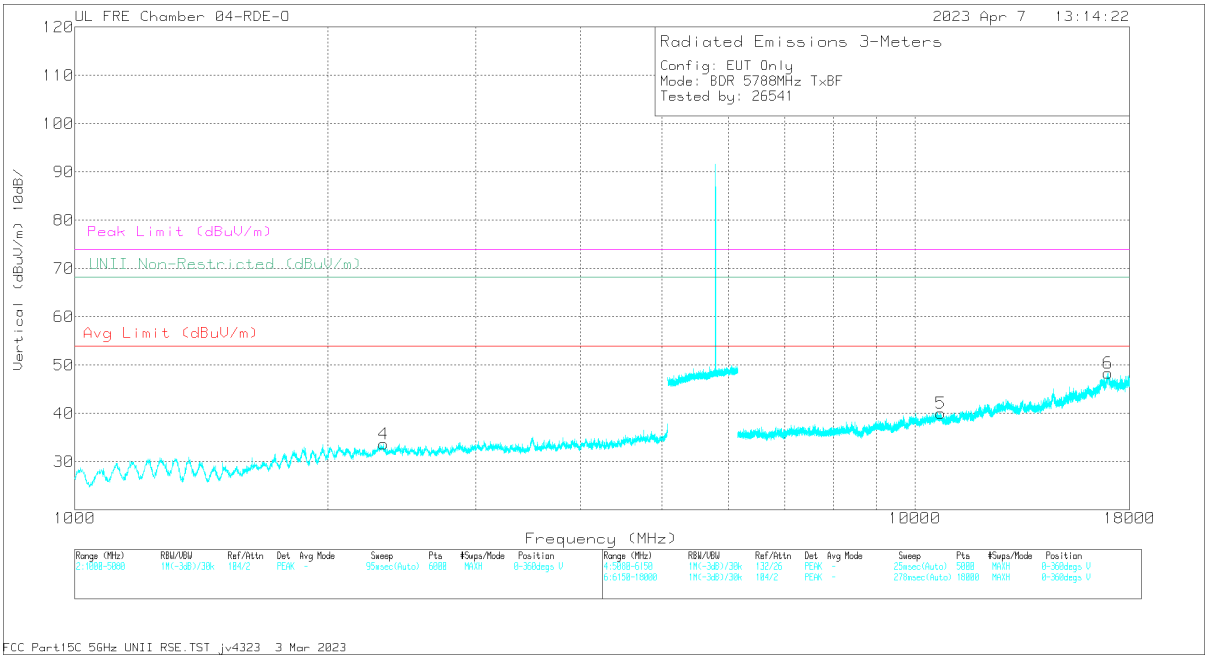

VERTICAL

UL VERIFICATION SERVICES INC.
47173 Benicia Street, Fremont, CA 94538; USA TEL:(510) 319-4000 FAX:(510) 661-0888
This report shall not be reproduced except in full, without the written approval of UL Verification Services Inc.

RADIATED EMISSIONS

Marker	Frequency (MHz)	Meter Reading (dBuV)	Det	80404_ ACF(dB) - 3mH	Gain/Loss (dB)	Corrected Reading (dBuV/m)	Avg Limit (dBuV/m)	Margin (dB)	Peak Limit (dBuV/m)	PK Margin (dB)	UNII Non-Restricted (dBuV/m)	PK Margin (dB)	Azimuth (Degs)	Height (cm)	Polarity
1	* 2316.979	57.85	PK-U	32.7	-46.98	43.57	-	-	74	-30.43	-	-	0	100	H
	* 2314.37	46.11	ADR	32.7	-47.02	31.79	54	-22.21	-	-	-	-	0	100	H
4	* 2331.694	57.46	PK-U	32.6	-46.96	43.1	-	-	74	-30.9	-	-	0	201	V
	* 2329.025	46.13	ADR	32.7	-47	31.83	54	-22.17	-	-	-	-	0	201	V
2	* 10694.279	52.48	PK-U	37.9	-40.9	49.48	-	-	74	-24.52	-	-	0	100	H
	* 10694.308	41.17	ADR	37.9	-40.9	38.17	54	-15.83	-	-	-	-	0	100	H
5	* 10739.67	52.48	PK-U	38	-40.57	49.91	-	-	74	-24.09	-	-	0	201	V
	* 10738.981	41.17	ADR	38	-40.58	38.59	54	-15.41	-	-	-	-	0	201	V
6	16977.344	53.01	PK-U	43	-38.28	57.73	-	-	-	-	68.2	-10.47	0	200	V
3	16997.551	53.39	PK-U	43.1	-39.04	57.45	-	-	-	-	68.2	-10.75	0	100	H

* - indicates frequency in CFR47 Pt 15 / IC RSS-Restricted Band
PK-U - U-NII: Maximum Peak
ADR - U-NII AD primary method, RMS average

UL VERIFICATION SERVICES INC.
47173 Benicia Street, Fremont, CA 94538; USA TEL:(510) 319-4000 FAX:(510) 661-0888
This report shall not be reproduced except in full, without the written approval of UL Verification Services Inc.

HIGH CHANNEL 5844MHz

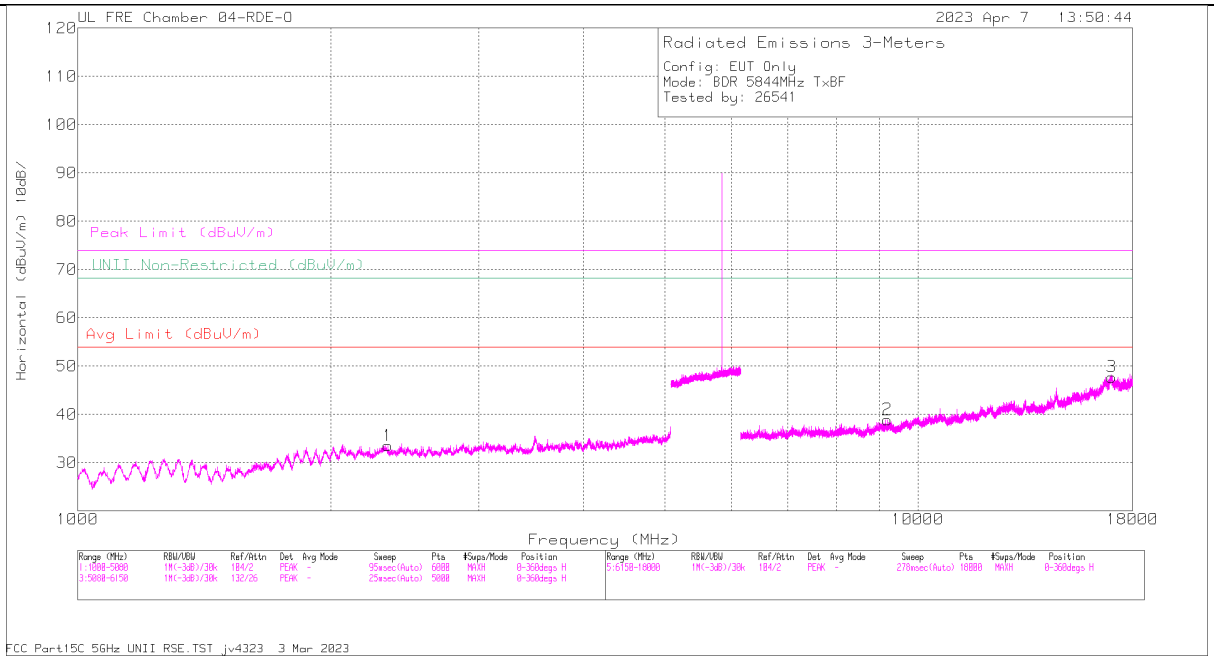

HORIZONTAL

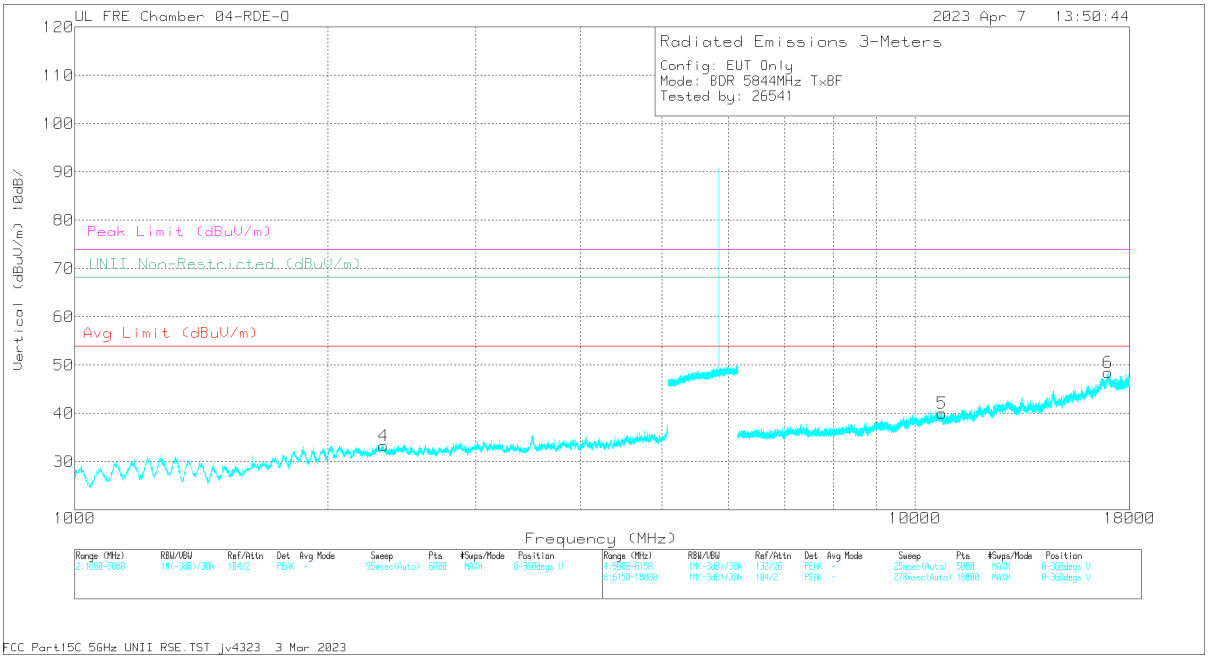

VERTICAL

UL VERIFICATION SERVICES INC.
47173 Benicia Street, Fremont, CA 94538; USA TEL:(510) 319-4000 FAX:(510) 661-0888
This report shall not be reproduced except in full, without the written approval of UL Verification Services Inc.

RADIATED EMISSIONS

Marker	Frequency (MHz)	Meter Reading (dBuV)	Det	80404_ACF(dB) - 3mH	Gain/Loss (dB)	Corrected Reading (dBuV/m)	Avg Limit (dBuV/m)	Margin (dB)	Peak Limit (dBuV/m)	PK Margin (dB)	UNII Non-Restricted (dBuV/m)	PK Margin (dB)	Azimuth (Degs)	Height (cm)	Polarity
1	* 2340.077	57.35	PK-U	32.5	-46.94	42.91	-	-	74	-31.09	-	-	0	100	H
	* 2340.563	45.65	ADR	32.5	-46.97	31.18	54	-22.82	-	-	-	-	0	100	H
4	* 2330.103	57.65	PK-U	32.6	-46.97	43.28	-	-	74	-30.72	-	-	0	201	V
	* 2329.878	46.32	ADR	32.6	-46.97	31.95	54	-22.05	-	-	-	-	0	201	V
2	* 9192.532	53.25	PK-U	36.4	-41.6	48.05	-	-	74	-25.95	-	-	0	100	H
	* 9192.959	41.26	ADR	36.3	-41.61	35.95	54	-18.05	-	-	-	-	0	100	H
5	* 10775.411	53.03	PK-U	37.8	-40.9	49.93	-	-	74	-24.07	-	-	0	201	V
	* 10771.873	41.14	ADR	37.9	-40.93	38.11	54	-15.89	-	-	-	-	0	201	V
6	16985.837	53.71	PK-U	43	-38.26	58.45	-	-	-	-	68.2	-9.75	0	200	V
3	17001.835	53.32	PK-U	43.1	-39.31	57.11	-	-	-	-	68.2	-11.09	0	100	H

* - indicates frequency in CFR47 Pt 15 / IC RSS-Restricted Band
PK-U - U-NII: Maximum Peak
ADR - U-NII AD primary method, RMS average

UL VERIFICATION SERVICES INC.
47173 Benicia Street, Fremont, CA 94538; USA TEL:(510) 319-4000 FAX:(510) 661-0888
This report shall not be reproduced except in full, without the written approval of UL Verification Services Inc.

10.1.17 HDR4, HIGH POWER UNII-3 BANDEDGE

ANT 6

BANDEDGE (LOW CHANNEL)

HORIZONTAL RESULT

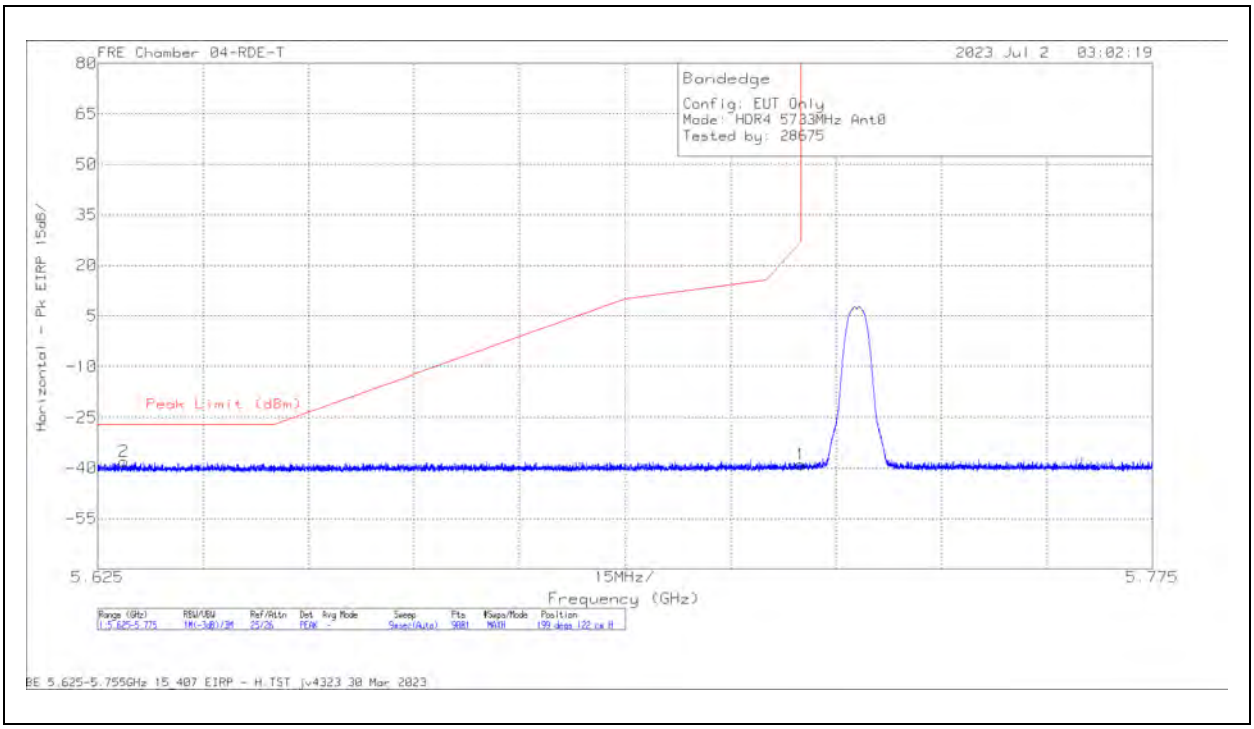

Marker	Frequency (GHz)	Meter Reading (dBm)	Det	226673 ACF (dB) 3mH	Conversion Factor (dB)	Gain/Loss (dB)	Corrected Reading EIRP	Peak Limit (dBm)	PK Margin (dB)	Azimuth (Degs)	Height (cm)	Polarity
2	5.628717	-49.71	Pk	34.5	11.8	-34.56	-37.97	-27	-10.97	199	122	H
1	5.725	-50.87	Pk	34.6	11.8	-34.48	-38.95	27	-65.95	199	122	H

Pk - Peak detector

UL VERIFICATION SERVICES INC.
47173 Benicia Street, Fremont, CA 94538; USA TEL:(510) 319-4000 FAX:(510) 661-0888
This report shall not be reproduced except in full, without the written approval of UL Verification Services Inc.

VERTICAL RESULT

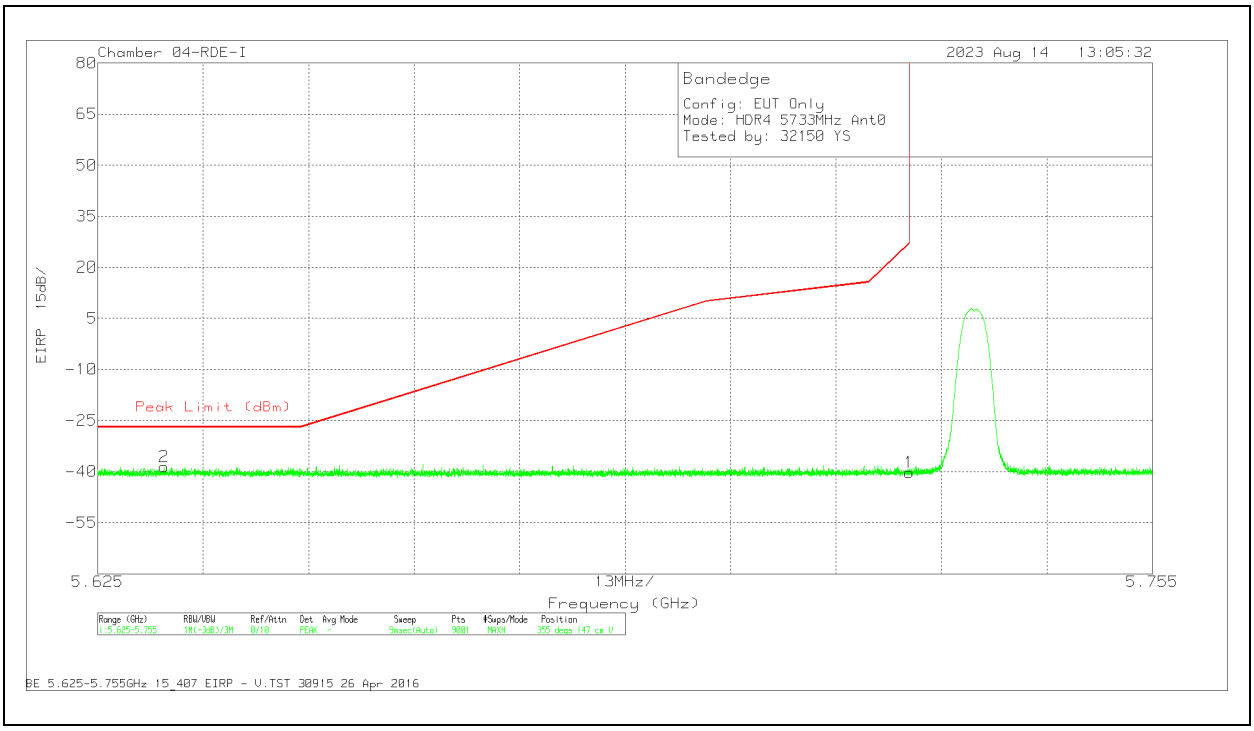

Marker	Frequency (GHz)	Meter Reading (dBm)	Det	84797 ACF (dB) - 3mH	Cbl/Amp (dB)	Conversion Factor (dB)	Corrected Reading EIRP	Peak Limit (dBm)	PK Margin (dB)	Azimuth (Degs)	Height (cm)	Polarity
1	5.725	-70.33	Pk	34.9	-16.7	11.8	-40.33	27	-67.33	355	147	V
2	5.633161	-68.46	Pk	34.9	-16.8	11.8	-38.56	-27	-11.56	355	147	V

Pk - Peak detector

UL VERIFICATION SERVICES INC.
47173 Benicia Street, Fremont, CA 94538; USA TEL:(510) 319-4000 FAX:(510) 661-0888
This report shall not be reproduced except in full, without the written approval of UL Verification Services Inc.

BANDEDGE (HIGH CHANNEL)

HORIZONTAL RESULT

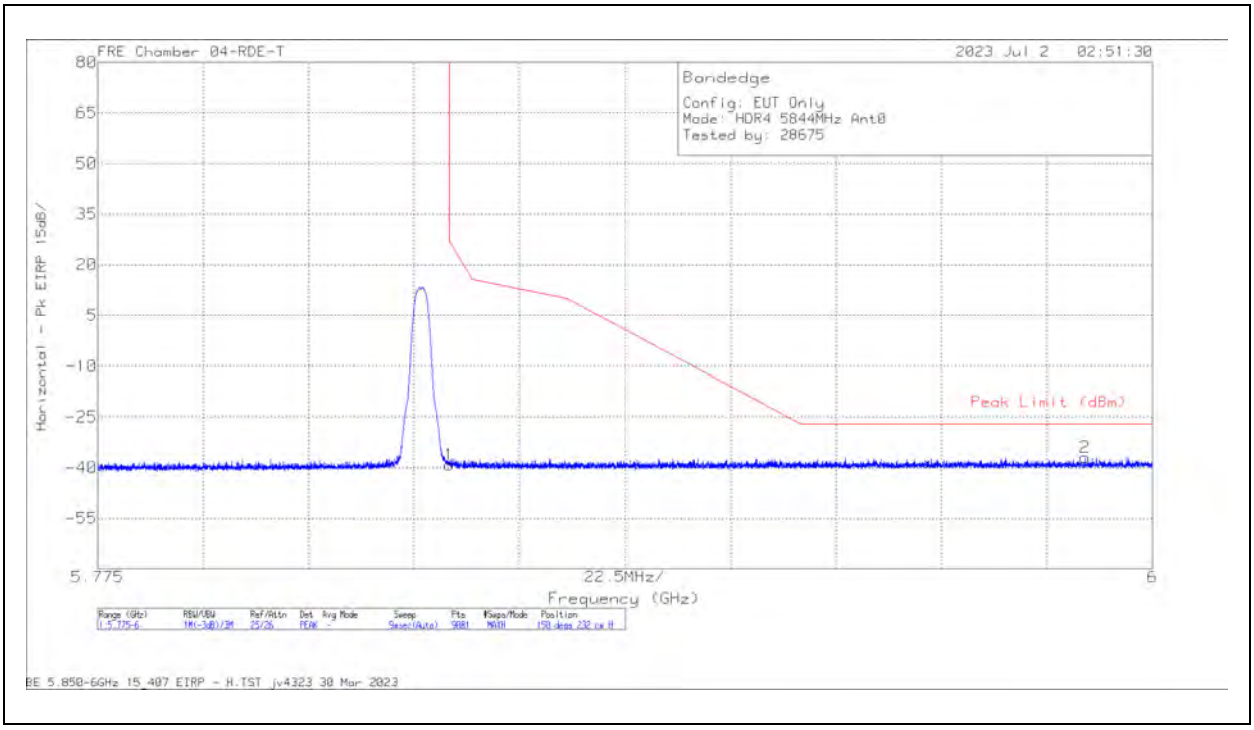

Marker	Frequency (GHz)	Meter Reading (dBm)	Det	226673 ACF (dB) 3mH	Conversion Factor (dB)	Gain/Loss (dB)	Corrected Reading EIRP	Peak Limit (dBm)	PK Margin (dB)	Azimuth (Degs)	Height (cm)	Polarity
1	5.85	-51.46	Pk	34.9	11.8	-34.34	-39.1	27	-66.1	150	232	H
2	5.985625	-49.61	Pk	35.2	11.8	-34.25	-36.86	-27	-9.86	150	232	H

Pk - Peak detector

UL VERIFICATION SERVICES INC.
47173 Benicia Street, Fremont, CA 94538; USA TEL:(510) 319-4000 FAX:(510) 661-0888
This report shall not be reproduced except in full, without the written approval of UL Verification Services Inc.

VERTICAL RESULT

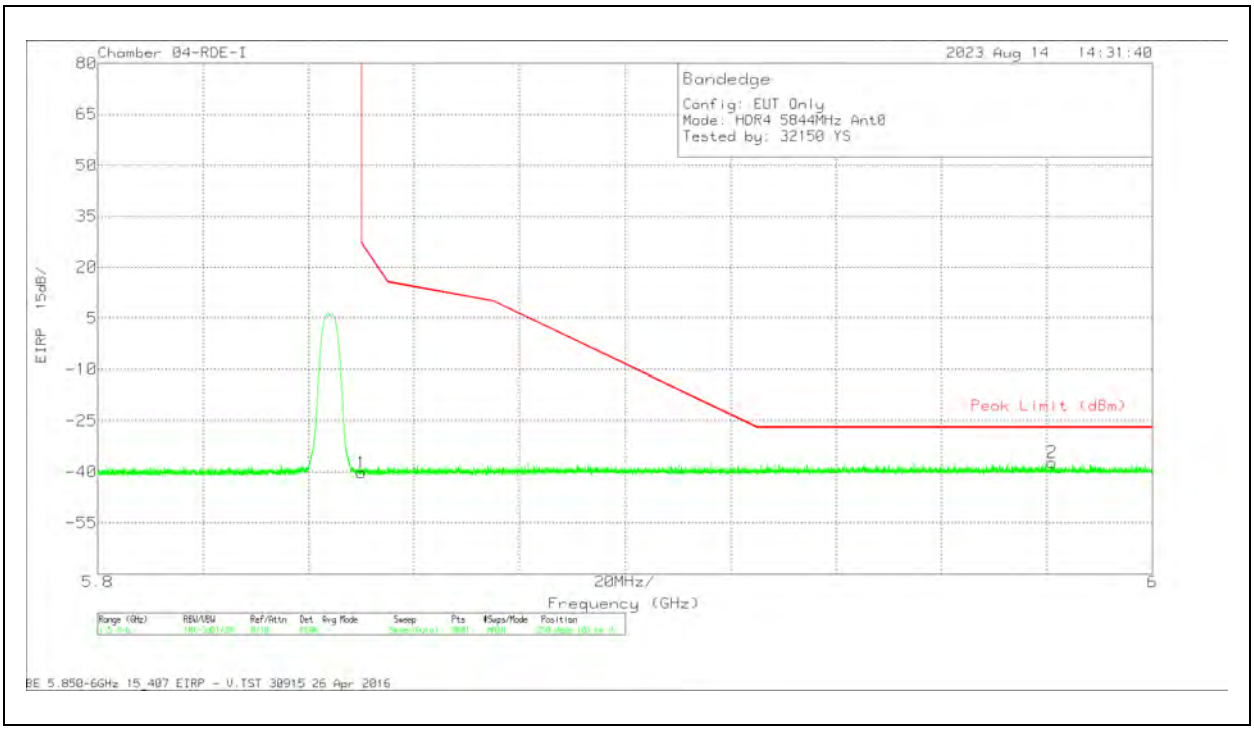

Marker	Frequency (GHz)	Meter Reading (dBm)	Det	84797 ACF (dB) - 3mH	Cbl/Amp (dB)	Conversion Factor (dB)	Corrected Reading EIRP	Peak Limit (dBm)	PK Margin (dB)	Azimuth (Degs)	Height (cm)	Polarity
1	5.85	-71.06	Pk	35	-15.9	11.8	-40.16	27	-67.16	350	103	V
2	5.980932	-68.61	Pk	35.3	-15.7	11.8	-37.21	-27	-10.21	350	103	V

Pk - Peak detector

UL VERIFICATION SERVICES INC.
47173 Benicia Street, Fremont, CA 94538; USA TEL:(510) 319-4000 FAX:(510) 661-0888
This report shall not be reproduced except in full, without the written approval of UL Verification Services Inc.

ANT 5

BANDEDGE (LOW CHANNEL)

HORIZONTAL RESULT

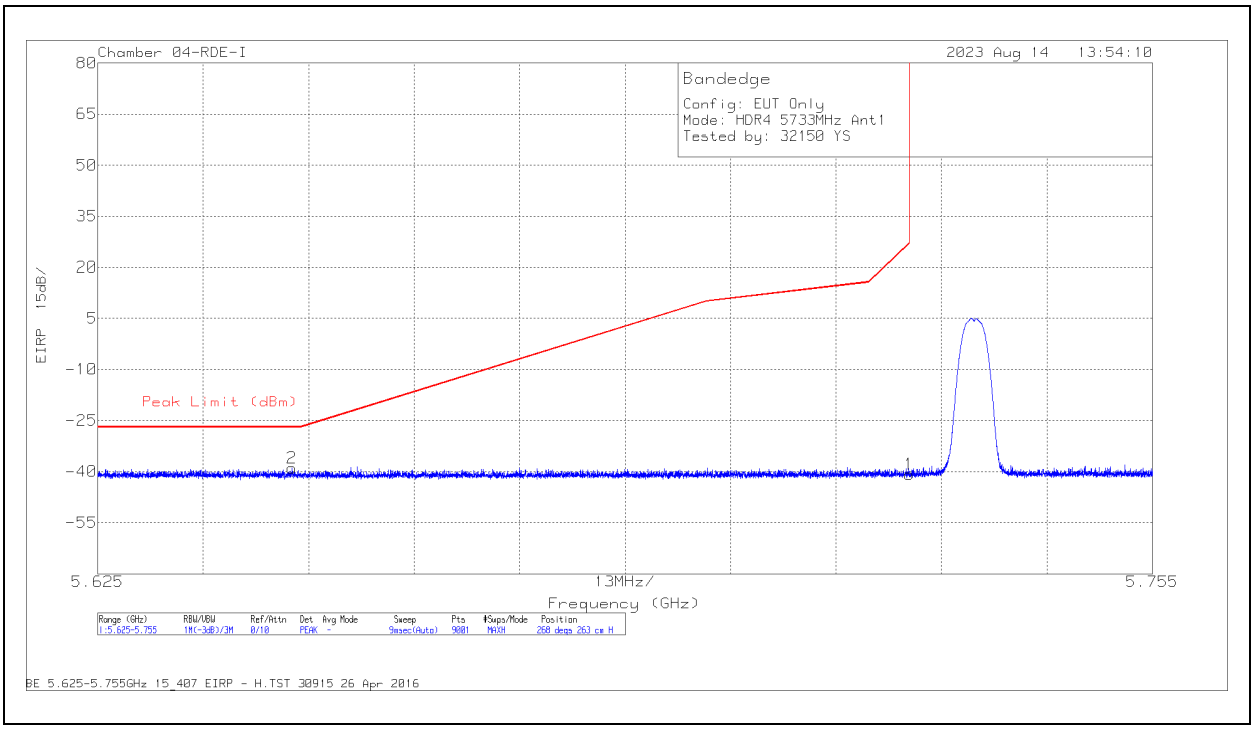

Marker	Frequency (GHz)	Meter Reading (dBm)	Det	84797 ACF (dB) - 3mH	Cbl/Amp (dB)	Conversion Factor (dB)	Corrected Reading EIRP	Peak Limit (dBm)	PK Margin (dB)	Azimuth (Degs)	Height (cm)	Polarity
1	5.725	-70.88	Pk	34.9	-16.7	11.8	-40.88	27	-67.88	268	263	H
2	5.648919	-69.02	Pk	34.9	-16.7	11.8	-39.02	-27	-12.02	268	263	H

Pk - Peak detector

UL VERIFICATION SERVICES INC.
47173 Benicia Street, Fremont, CA 94538; USA TEL:(510) 319-4000 FAX:(510) 661-0888
This report shall not be reproduced except in full, without the written approval of UL Verification Services Inc.

VERTICAL RESULT

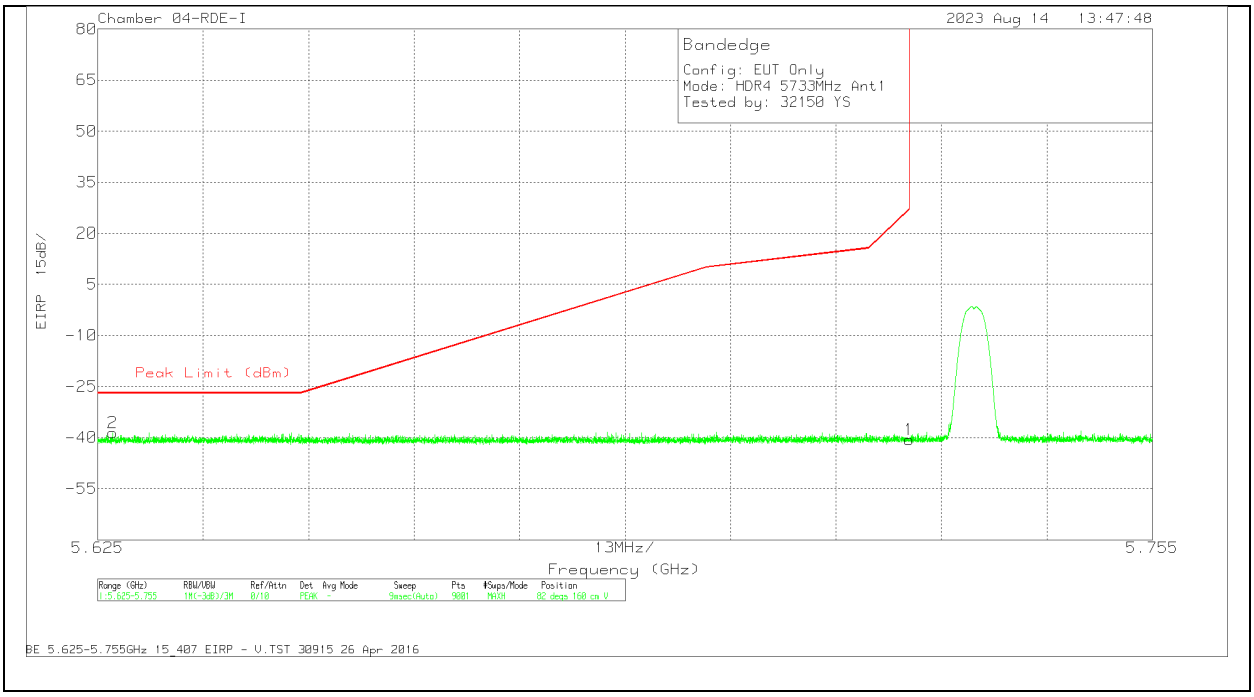

Marker	Frequency (GHz)	Meter Reading (dBm)	Det	84797 ACF (dB) - 3mH	Cbl/Amp (dB)	Conversion Factor (dB)	Corrected Reading EIRP	Peak Limit (dBm)	PK Margin (dB)	Azimuth (Degs)	Height (cm)	Polarity
1	5.725	-70.65	Pk	34.9	-16.7	11.8	-40.65	27	-67.65	82	160	V
2	5.626834	-68.36	Pk	34.9	-16.9	11.8	-38.56	-27	-11.56	82	160	V

Pk - Peak detector

UL VERIFICATION SERVICES INC.
47173 Benicia Street, Fremont, CA 94538; USA TEL:(510) 319-4000 FAX:(510) 661-0888
This report shall not be reproduced except in full, without the written approval of UL Verification Services Inc.

BANDEDGE (HIGH CHANNEL)

HORIZONTAL RESULT

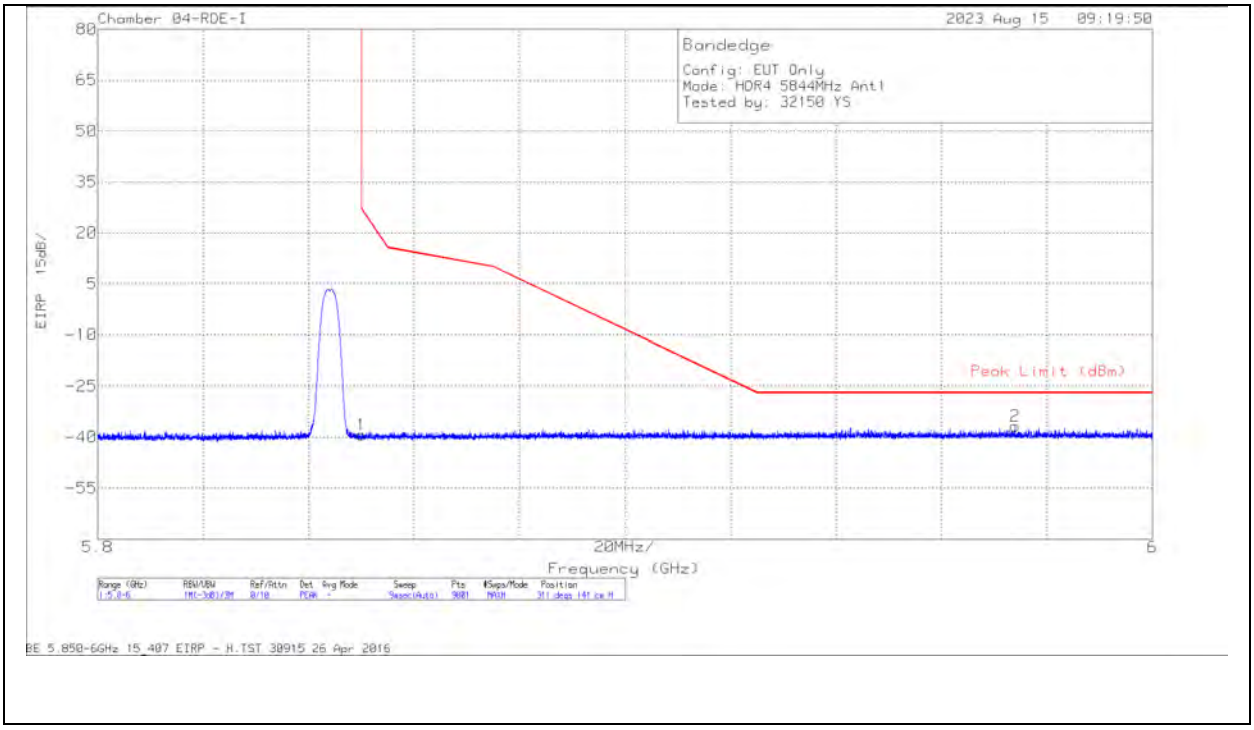

Marker	Frequency (GHz)	Meter Reading (dBm)	Det	84797 ACF (dB) - 3mH	Cbl/Amp (dB)	Conversion Factor (dB)	Corrected Reading EIRP	Peak Limit (dBm)	PK Margin (dB)	Azimuth (Degs)	Height (cm)	Polarity
1	5.85	-70.21	Pk	35	-15.9	11.8	-39.31	27	-66.31	311	141	H
2	5.973976	-68.21	Pk	35.3	-15.7	11.8	-36.81	-27	-9.81	311	141	H

Pk - Peak detector

UL VERIFICATION SERVICES INC.
47173 Benicia Street, Fremont, CA 94538; USA TEL:(510) 319-4000 FAX:(510) 661-0888
This report shall not be reproduced except in full, without the written approval of UL Verification Services Inc.

VERTICAL RESULT

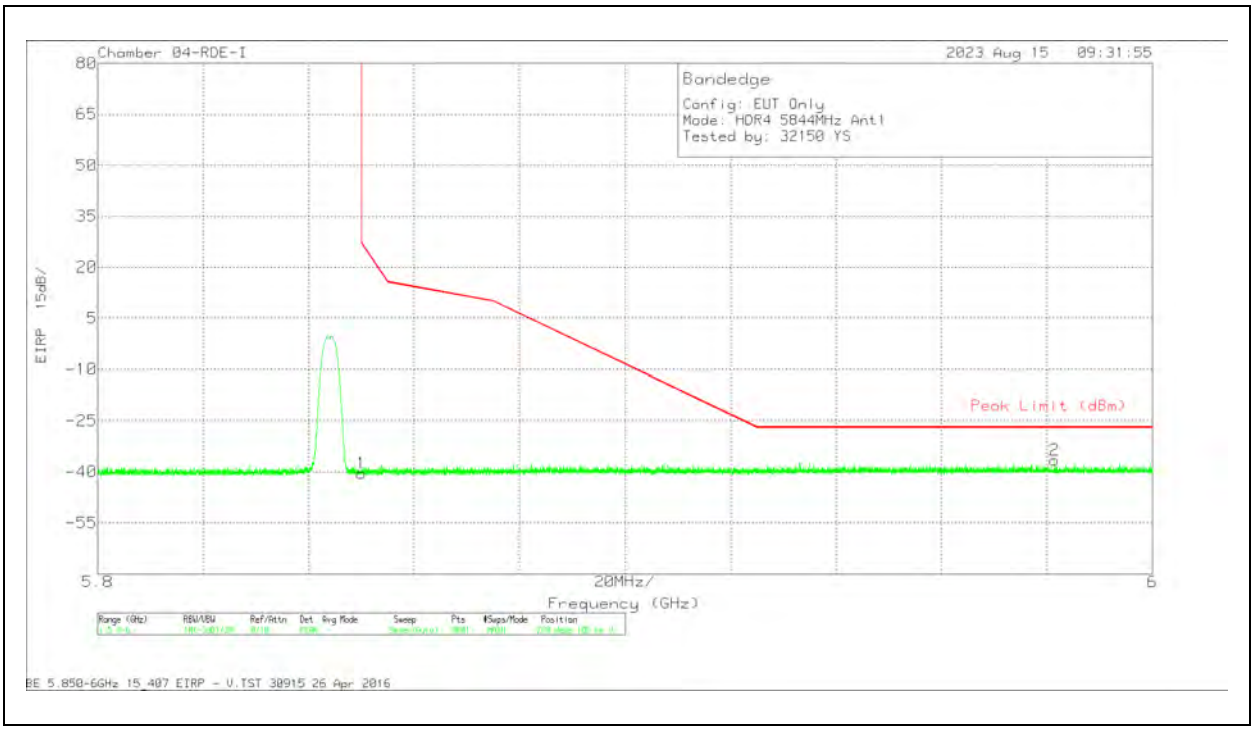

Marker	Frequency (GHz)	Meter Reading (dBm)	Det	84797 ACF (dB) - 3mH	Cbl/Amp (dB)	Conversion Factor (dB)	Corrected Reading EIRP	Peak Limit (dBm)	PK Margin (dB)	Azimuth (Degs)	Height (cm)	Polarity
1	5.85	-71.33	Pk	35	-15.9	11.8	-40.43	27	-67.43	269	105	V
2	5.98142	-67.88	Pk	35.3	-15.7	11.8	-36.48	-27	-9.48	269	105	V

Pk - Peak detector

UL VERIFICATION SERVICES INC.
47173 Benicia Street, Fremont, CA 94538; USA TEL:(510) 319-4000 FAX:(510) 661-0888
This report shall not be reproduced except in full, without the written approval of UL Verification Services Inc.

2TX Antenna 6 + Antenna 5 TXBF MODE

BANDEDGE (LOW CHANNEL)

HORIZONTAL RESULT

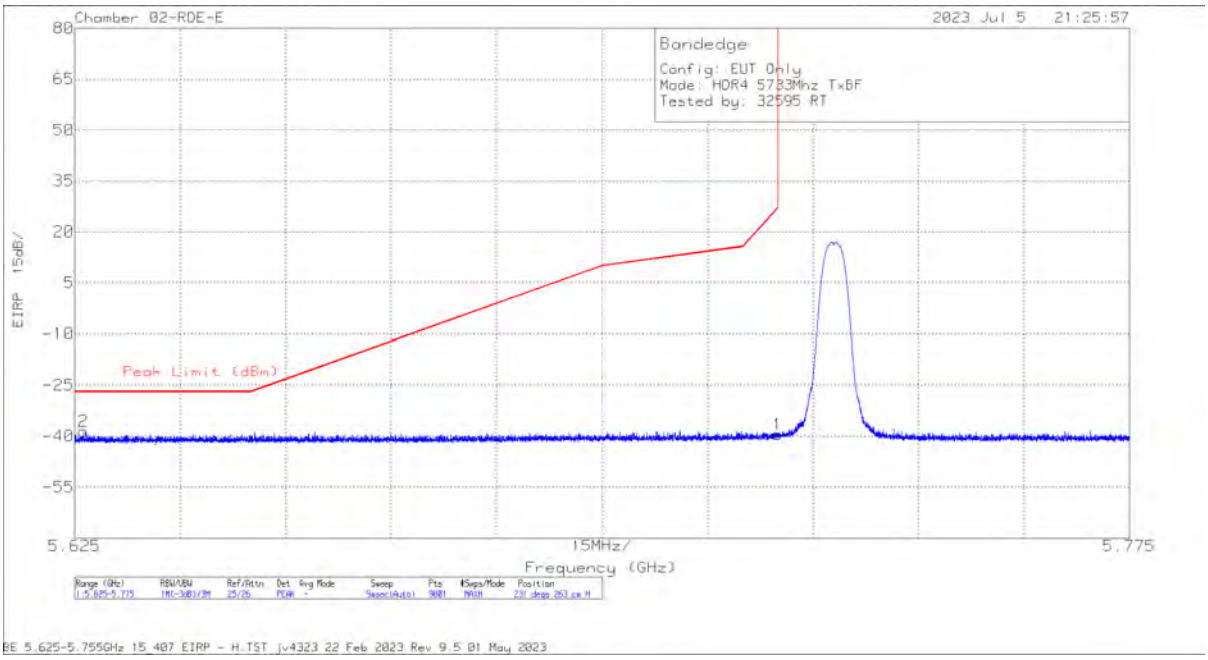

Marker	Frequency (GHz)	Meter Reading (dBm)	Det	206807 ACF (dB/m)	Conversion Factor (dB)	DCCF (dB)	Gain/Loss (dB)	Corrected Reading EIRP	Peak Limit (dBm)	PK Margin (dB)	Azimuth (Degs)	Height (cm)	Polarity
2	5.626233	-47.8	Pk	34.5	11.8	0	-37.05	-38.55	-27	-11.55	231	263	H
1	5.725	-49.13	Pk	34.6	11.8	0	-36.76	-39.49	27	-66.49	231	263	H

Pk - Peak detector

UL VERIFICATION SERVICES INC.
47173 Benicia Street, Fremont, CA 94538; USA TEL:(510) 319-4000 FAX:(510) 661-0888
This report shall not be reproduced except in full, without the written approval of UL Verification Services Inc.

VERTICAL RESULT

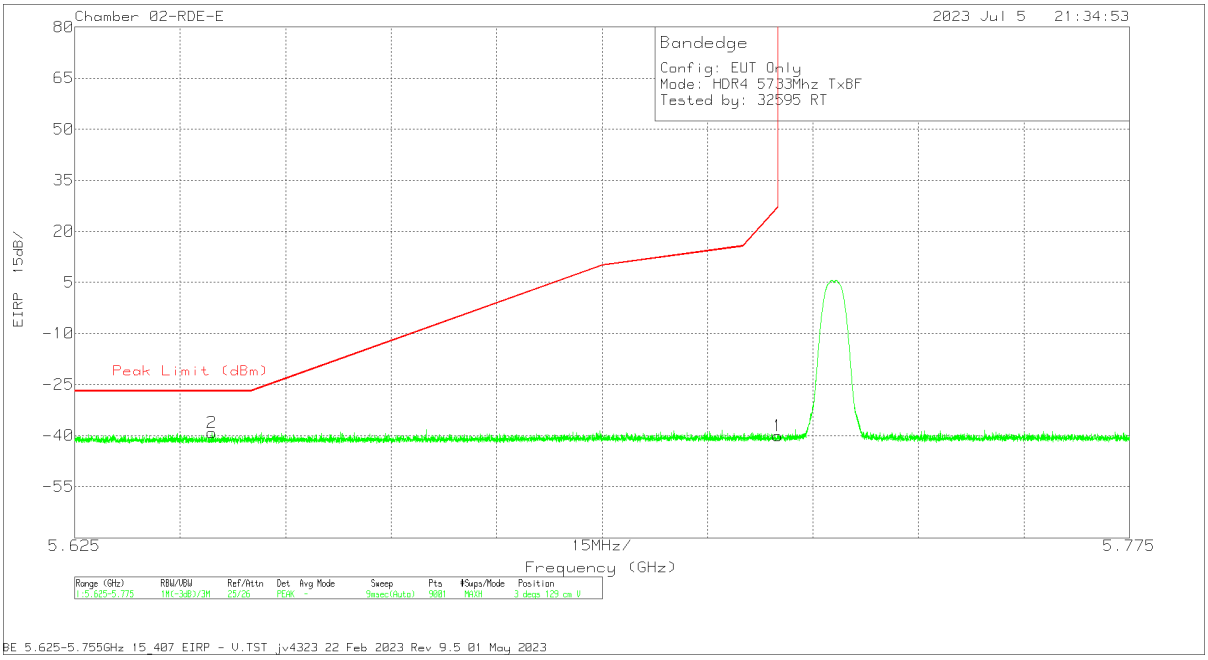

Marker	Frequency (GHz)	Meter Reading (dBm)	Det	206807 ACF (dB/m)	Conversion Factor (dB)	DCCF (dB)	Gain/Loss (dB)	Corrected Reading EIRP	Peak Limit (dBm)	PK Margin (dB)	Azimuth (Degs)	Height (cm)	Polarity
2	5.644534	-48.36	Pk	34.5	11.8	0	-37.07	-39.13	-27	-12.13	3	129	V
1	5.725	-49.7	Pk	34.6	11.8	0	-36.76	-40.06	27	-67.06	3	129	V

Pk - Peak detector

UL VERIFICATION SERVICES INC.
47173 Benicia Street, Fremont, CA 94538; USA TEL:(510) 319-4000 FAX:(510) 661-0888
This report shall not be reproduced except in full, without the written approval of UL Verification Services Inc.

BANDEDGE (HIGH CHANNEL)

HORIZONTAL RESULT

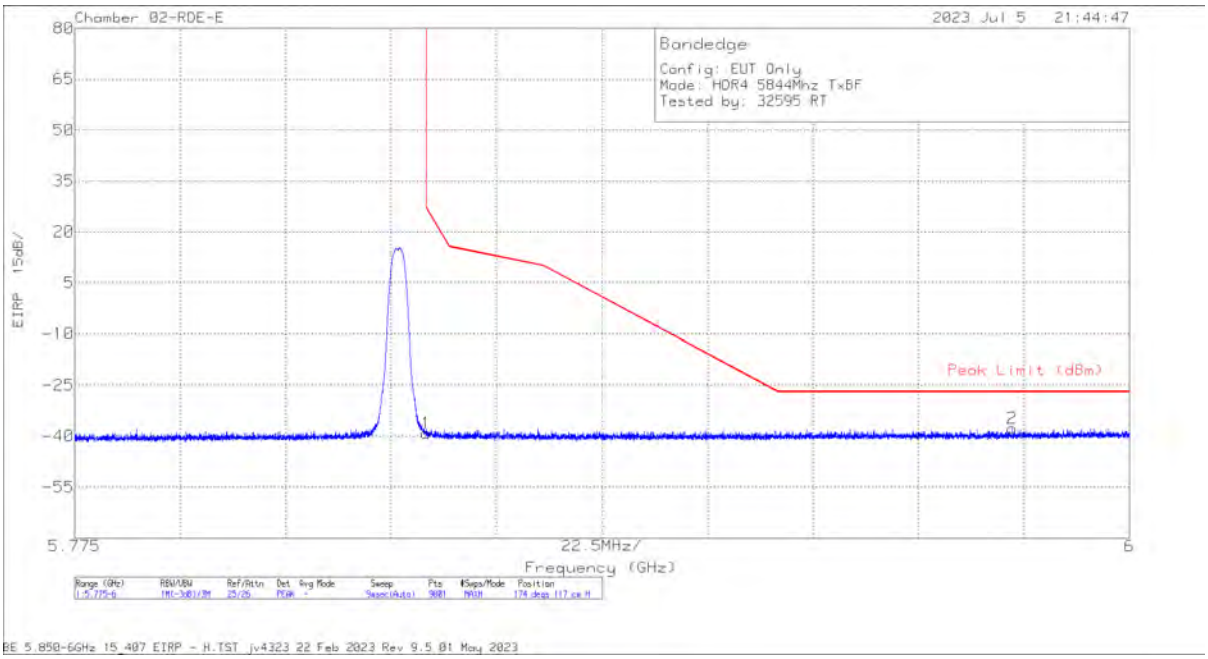

Marker	Frequency (GHz)	Meter Reading (dBm)	Det	206807 ACF (dB/m)	Conversion Factor (dB)	DCCF (dB)	Gain/Loss (dB)	Corrected Reading EIRP	Peak Limit (dBm)	PK Margin (dB)	Azimuth (Degs)	Height (cm)	Polarity
1	5.85	-49.61	Pk	34.9	11.8	0	-36.3	-39.21	27	-66.21	174	117	H
2	5.975	-48.87	Pk	35.2	11.8	0	-35.88	-37.75	-27	-10.75	174	117	H

Pk - Peak detector

UL VERIFICATION SERVICES INC.
47173 Benicia Street, Fremont, CA 94538; USA TEL:(510) 319-4000 FAX:(510) 661-0888
This report shall not be reproduced except in full, without the written approval of UL Verification Services Inc.

VERTICAL RESULT

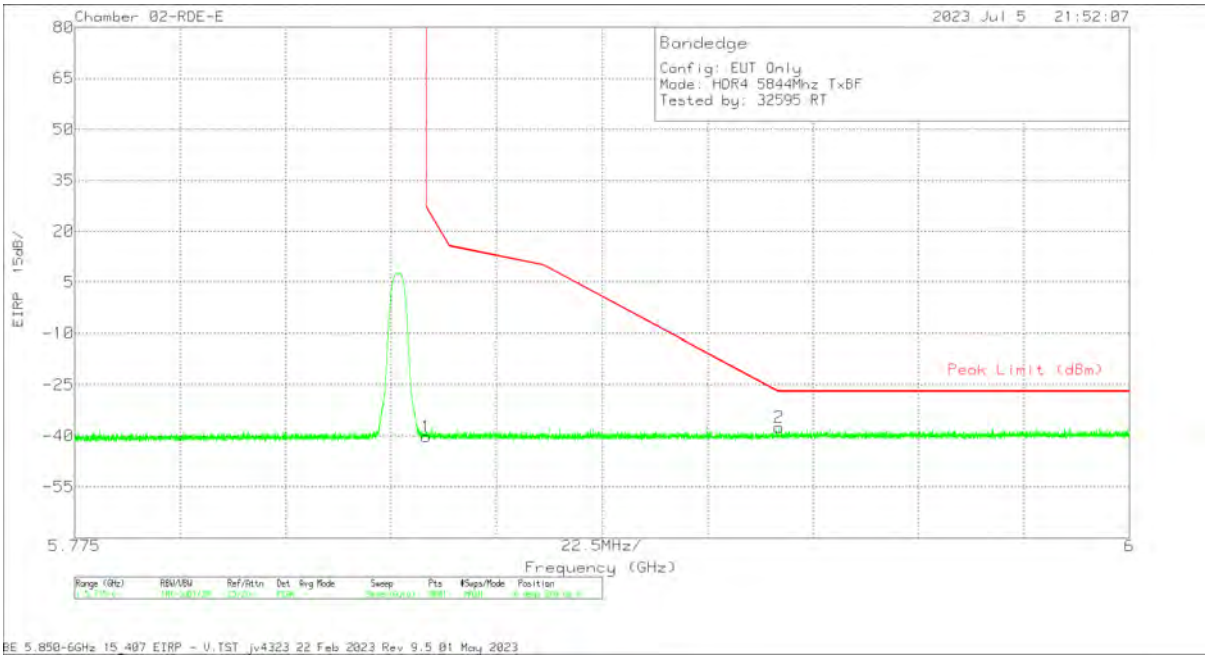

Marker	Frequency (GHz)	Meter Reading (dBm)	Det	206807 ACF (dB/m)	Conversion Factor (dB)	DCCF (dB)	Gain/Loss (dB)	Corrected Reading EIRP	Peak Limit (dBm)	PK Margin (dB)	Azimuth (Degs)	Height (cm)	Polarity
1	5.85	-50.57	Pk	34.9	11.8	0	-36.3	-40.17	27	-67.17	6	266	V
2	5.925275	-48.37	Pk	35.1	11.8	0	-36.04	-37.51	-27	-10.51	6	266	V

Pk - Peak detector

UL VERIFICATION SERVICES INC.
47173 Benicia Street, Fremont, CA 94538; USA TEL:(510) 319-4000 FAX:(510) 661-0888
This report shall not be reproduced except in full, without the written approval of UL Verification Services Inc.

10.1.18 HDR4, High Power UNII-3 HARMONIC AND SPURIOUS IN THE 5.8 GHz BAND

LOW CHANNEL 5733MHz

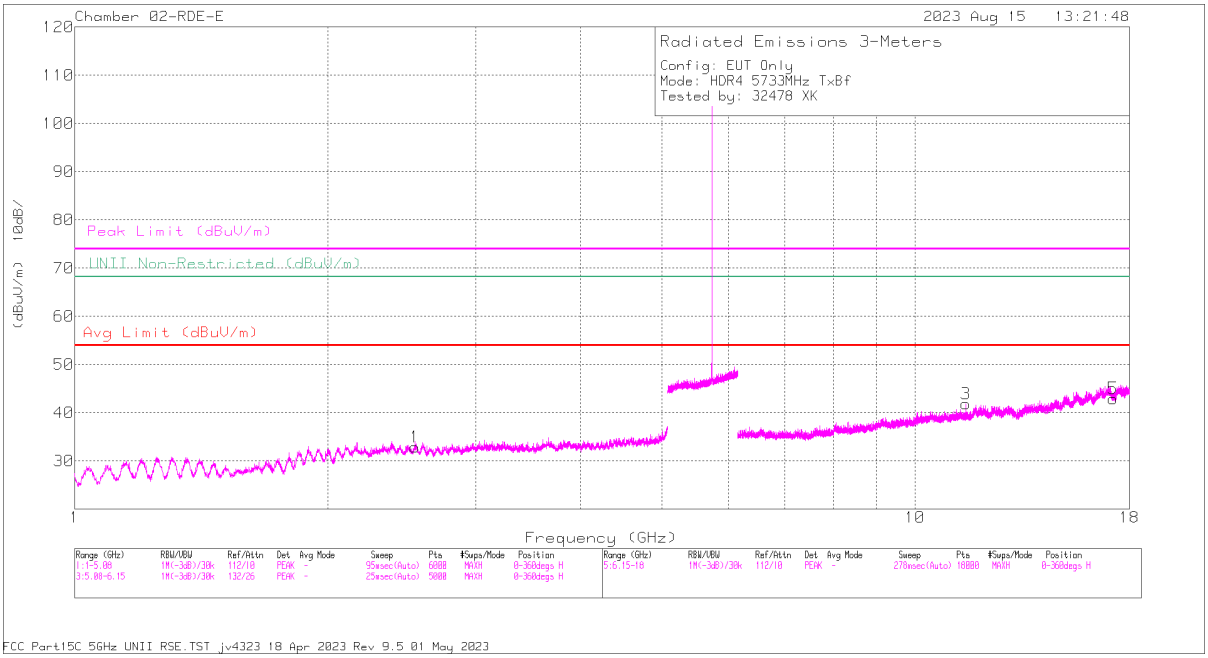

HORIZONTAL

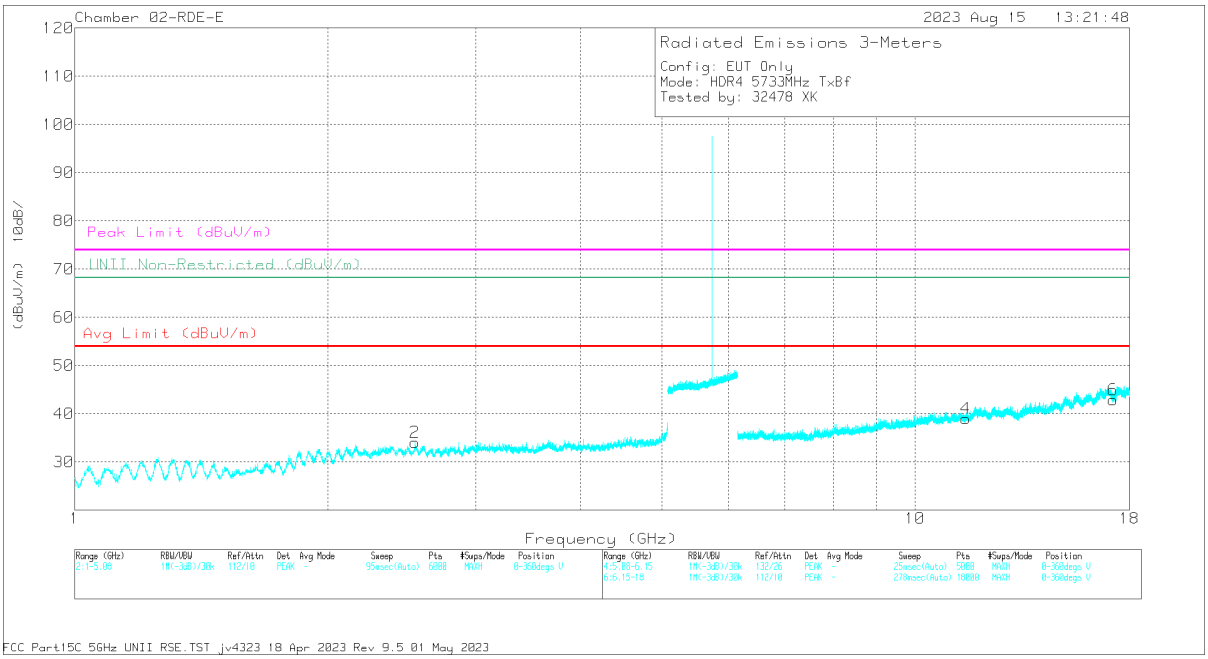

VERTICAL

UL VERIFICATION SERVICES INC.
47173 Benicia Street, Fremont, CA 94538; USA TEL:(510) 319-4000 FAX:(510) 661-0888
This report shall not be reproduced except in full, without the written approval of UL Verification Services Inc.

RADIATED EMISSIONS

Marker	Frequency (GHz)	Meter Reading (dBuV)	Det	206807 ACF (dB/m)	Gain/Loss (dB)	Corrected Reading (dBuV/m)	Avg Limit (dBuV/m)	Margin (dB)	Peak Limit (dBuV/m)	PK Margin (dB)	UNII Non-Restricted (dBuV/m)	PK Margin (dB)	Azimuth (Degs)	Height (cm)	Polarity
1	2.542043	60.03	PK-U	32.5	-48.99	43.54	-	-	-	-	68.2	-24.66	106	124	H
2	2.540405	60.05	PK-U	32.5	-49	43.55	-	-	-	-	68.2	-24.65	106	104	V
3	* 11.496158	53.82	PK-U	38.2	-42.41	49.61	-	-	74	-24.39	-	-	329	216	H
	* 11.496342	42.39	ADR	38.2	-42.41	38.18	54	-15.82	-	-	-	-	329	216	H
4	* 11.491183	53.74	PK-U	38.2	-42.25	49.69	-	-	74	-24.31	-	-	339	332	V
	* 11.491333	42.26	ADR	38.2	-42.26	38.2	54	-15.8	-	-	-	-	339	332	V
5	17.196581	53.84	PK-U	41.5	-41.6	53.74	-	-	-	-	68.2	-14.46	195	192	V
6	17.197029	53.66	PK-U	41.5	-41.6	53.56	-	-	-	-	68.2	-14.64	340	174	H

* - indicates frequency in CFR47 Pt 15 / IC RSS-Restricted Band
PK-U - U-NII: Maximum Peak
ADR - U-NII AD primary method, RMS average

UL VERIFICATION SERVICES INC.
47173 Benicia Street, Fremont, CA 94538; USA TEL:(510) 319-4000 FAX:(510) 661-0888
This report shall not be reproduced except in full, without the written approval of UL Verification Services Inc.

MID CHANNEL 5788MHz

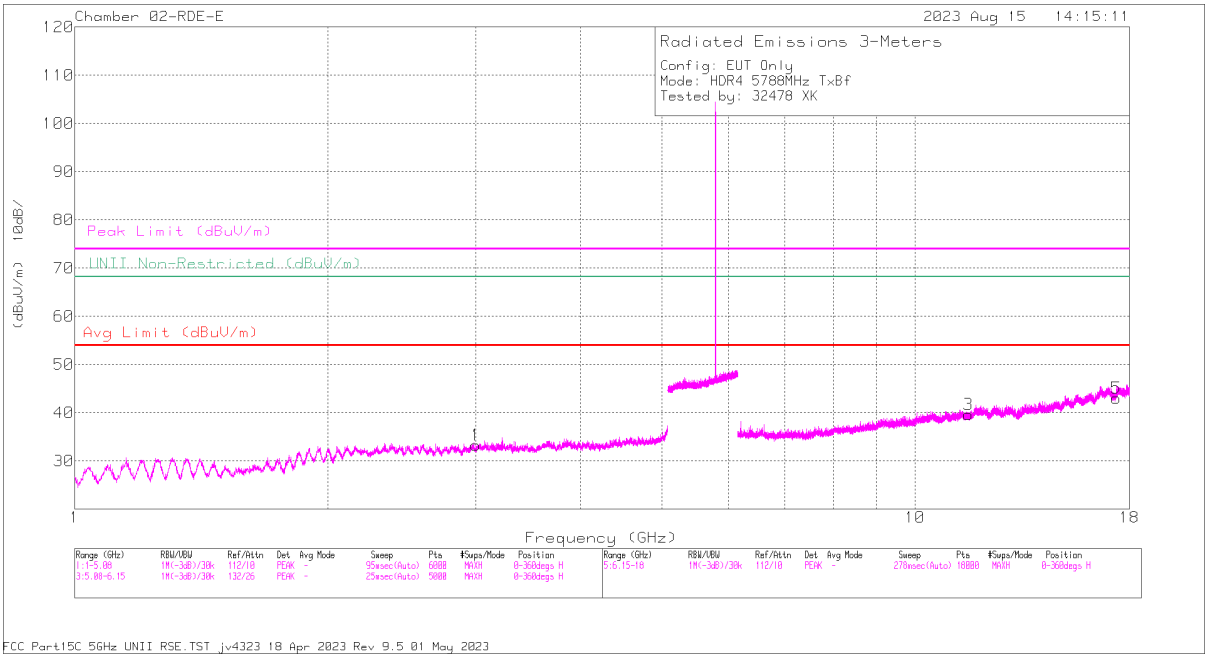

HORIZONTAL

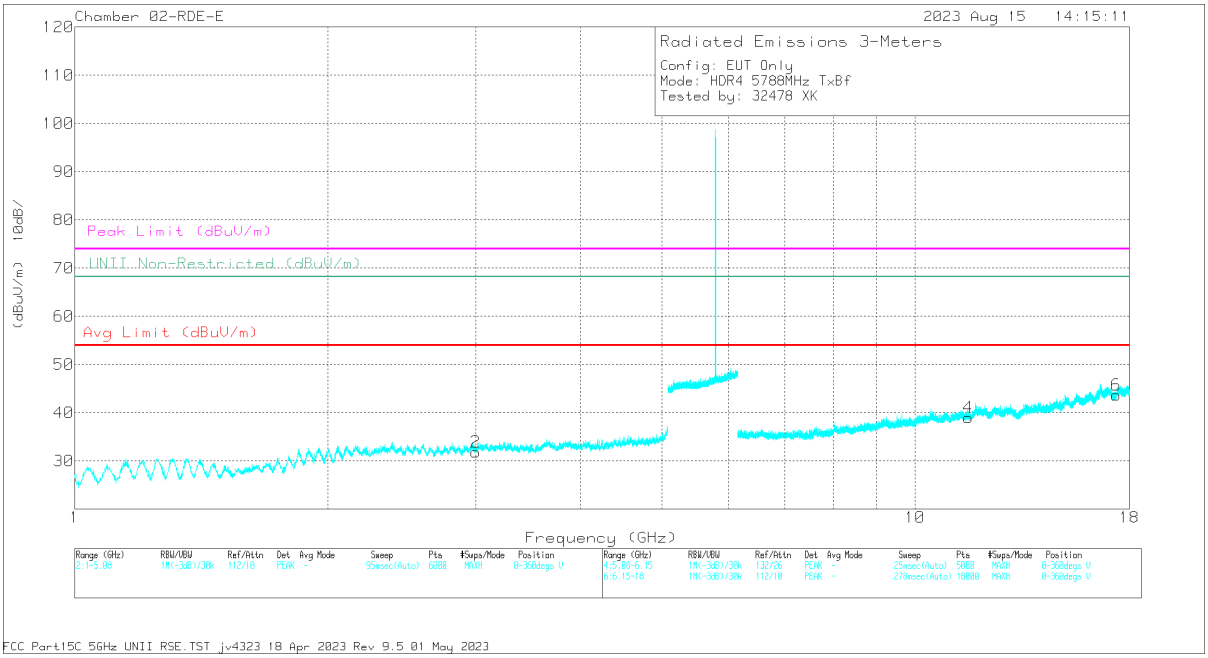

VERTICAL

UL VERIFICATION SERVICES INC.
47173 Benicia Street, Fremont, CA 94538; USA TEL:(510) 319-4000 FAX:(510) 661-0888
This report shall not be reproduced except in full, without the written approval of UL Verification Services Inc.

RADIATED EMISSIONS

Marker	Frequency (GHz)	Meter Reading (dBuV)	Det	206807 ACF (dB/m)	Gain/Loss (dB)	Corrected Reading (dBuV/m)	Avg Limit (dBuV/m)	Margin (dB)	Peak Limit (dBuV/m)	PK Margin (dB)	UNII Non-Restricted (dBuV/m)	PK Margin (dB)	Azimuth (Degs)	Height (cm)	Polarity
1	3.003408	58.26	PK-U	32.8	-47.95	43.11	-	-	-	-	68.2	-25.09	288	309	H
2	3.003354	58.2	PK-U	32.8	-47.95	43.05	-	-	-	-	68.2	-25.15	90	334	V
3	* 11.577447	54.04	PK-U	38.3	-42.22	50.12	-	-	74	-23.88	-	-	35	318	H
	* 11.576648	42.59	ADR	38.3	-42.24	38.65	54	-15.35	-	-	-	-	35	318	H
4	* 11.5752	54.33	PK-U	38.3	-42.3	50.33	-	-	74	-23.67	-	-	44	115	V
	* 11.576793	42.47	ADR	38.3	-42.24	38.53	54	-15.47	-	-	-	-	44	115	V
5	17.361135	53.18	PK-U	41.4	-41.04	53.54	-	-	-	-	68.2	-14.66	293	160	H
6	17.368004	53.77	PK-U	41.4	-40.88	54.29	-	-	-	-	68.2	-13.91	345	128	V

* - indicates frequency in CFR47 Pt 15 / IC RSS-Restricted Band
PK-U - U-NII: Maximum Peak
ADR - U-NII AD primary method, RMS average

UL VERIFICATION SERVICES INC.
47173 Benicia Street, Fremont, CA 94538; USA TEL:(510) 319-4000 FAX:(510) 661-0888
This report shall not be reproduced except in full, without the written approval of UL Verification Services Inc.

HIGH CHANNEL 5844MHz

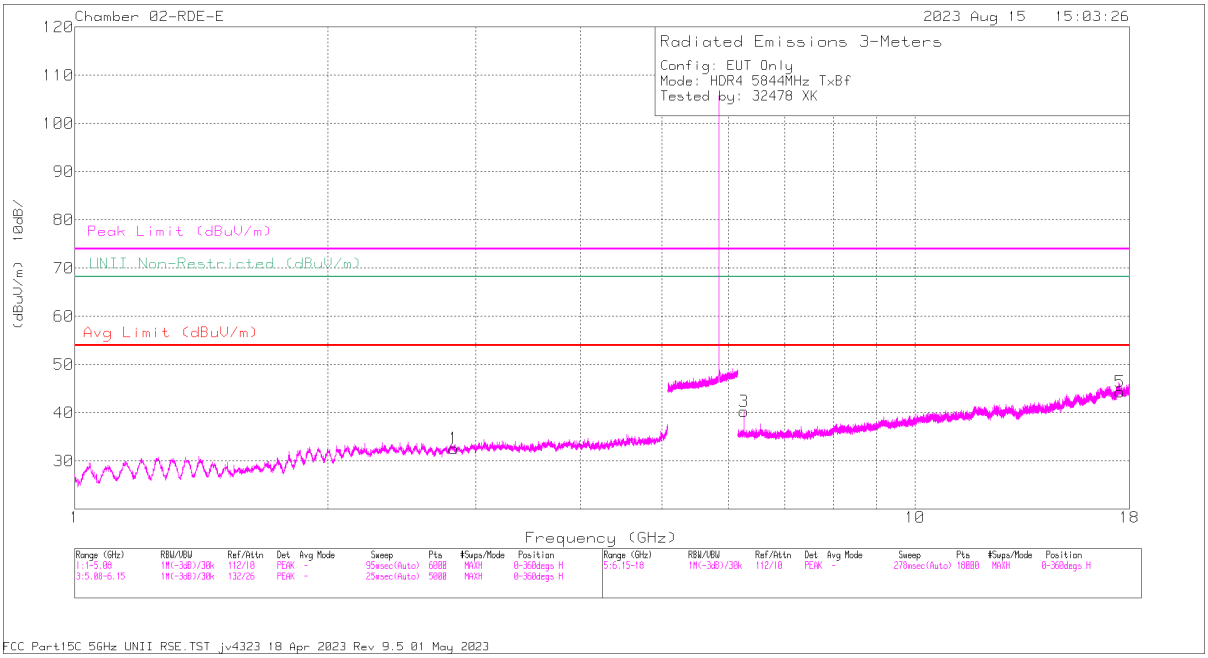

HORIZONTAL

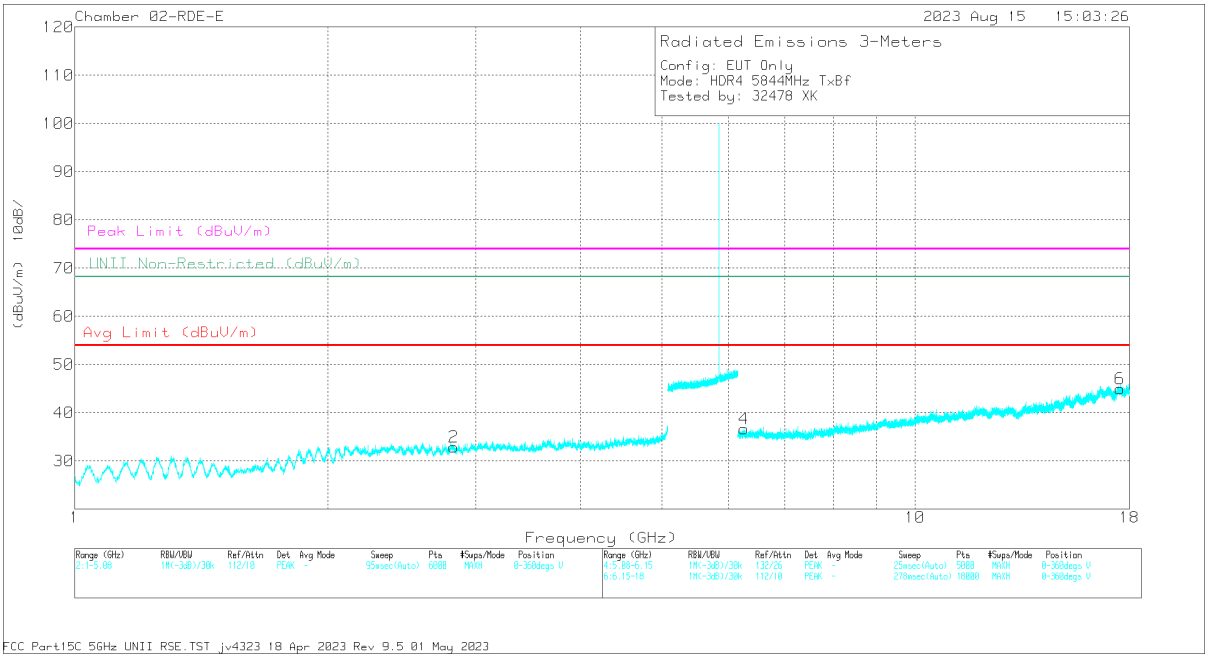

VERTICAL

UL VERIFICATION SERVICES INC.
47173 Benicia Street, Fremont, CA 94538; USA TEL:(510) 319-4000 FAX:(510) 661-0888
This report shall not be reproduced except in full, without the written approval of UL Verification Services Inc.

RADIATED EMISSIONS

Marker	Frequency (GHz)	Meter Reading (dBuV)	Det	206807 ACF (dB/m)	Gain/Loss (dB)	Corrected Reading (dBuV/m)	Avg Limit (dBuV/m)	Margin (dB)	Peak Limit (dBuV/m)	PK Margin (dB)	UNII Non-Restricted (dBuV/m)	PK Margin (dB)	Azimuth (Degs)	Height (cm)	Polarity
1	* 2.827024	59.46	PK-U	32.3	-48.18	43.58	-	-	74	-30.42	-	-	40	329	H
	* 2.823992	47.26	ADR	32.3	-48.19	31.37	54	-22.63	-	-	-	-	40	329	H
2	* 2.822806	58.96	PK-U	32.3	-48.2	43.06	-	-	74	-30.94	-	-	298	227	V
	* 2.821633	47.4	ADR	32.3	-48.23	31.47	54	-22.53	-	-	-	-	298	227	V
3	6.261901	57.31	PK-U	35.4	-44.24	48.47	-	-	-	-	68.2	-19.73	112	124	H
4	6.261787	55.79	PK-U	35.4	-44.24	46.95	-	-	-	-	68.2	-21.25	358	334	V
5	17.529758	53.17	PK-U	41.4	-40.48	54.09	-	-	-	-	68.2	-14.11	43	106	H
6	17.537149	53.47	PK-U	41.4	-40.67	54.2	-	-	-	-	68.2	-14	280	242	V

* - indicates frequency in CFR47 Pt 15 / IC RSS-Restricted Band
PK-U - U-NII: Maximum Peak
ADR - U-NII AD primary method, RMS average

UL VERIFICATION SERVICES INC.
47173 Benicia Street, Fremont, CA 94538; USA TEL:(510) 319-4000 FAX:(510) 661-0888
This report shall not be reproduced except in full, without the written approval of UL Verification Services Inc.

10.1.19 HDR4, LOW POWER UNII-3 BANDEDGE

ANT 6

BANDEDGE (LOW CHANNEL)

HORIZONTAL RESULT

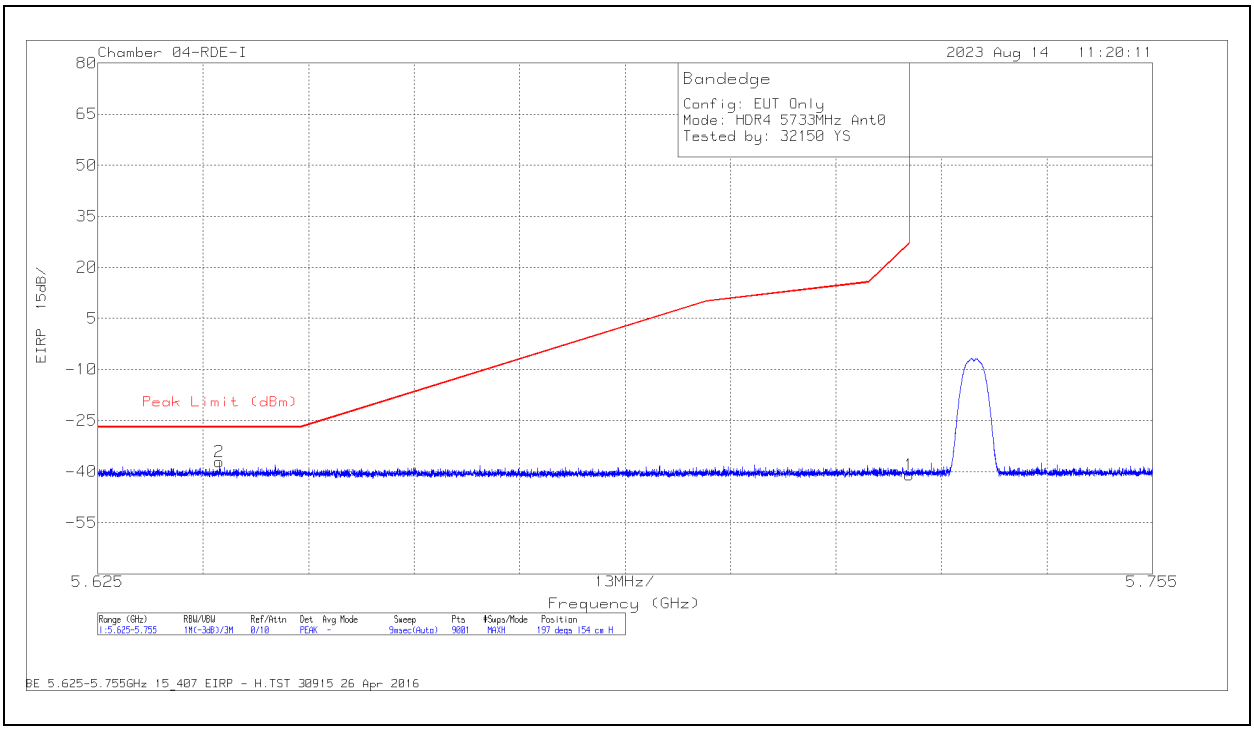

Marker	Frequency (GHz)	Meter Reading (dBm)	Det	84797 ACF (dB) - 3mH	Cbl/Amp (dB)	Conversion Factor (dB)	Corrected Reading EIRP	Peak Limit (dBm)	PK Margin (dB)	Azimuth (Degs)	Height (cm)	Polarity
1	5.725	-70.98	Pk	34.9	-16.7	11.8	-40.98	27	-67.98	197	154	H
2	5.639993	-67.09	Pk	34.9	-16.8	11.8	-37.19	-27	-10.19	197	154	H

Pk - Peak detector

UL VERIFICATION SERVICES INC.
47173 Benicia Street, Fremont, CA 94538; USA TEL:(510) 319-4000 FAX:(510) 661-0888
This report shall not be reproduced except in full, without the written approval of UL Verification Services Inc.

VERTICAL RESULT

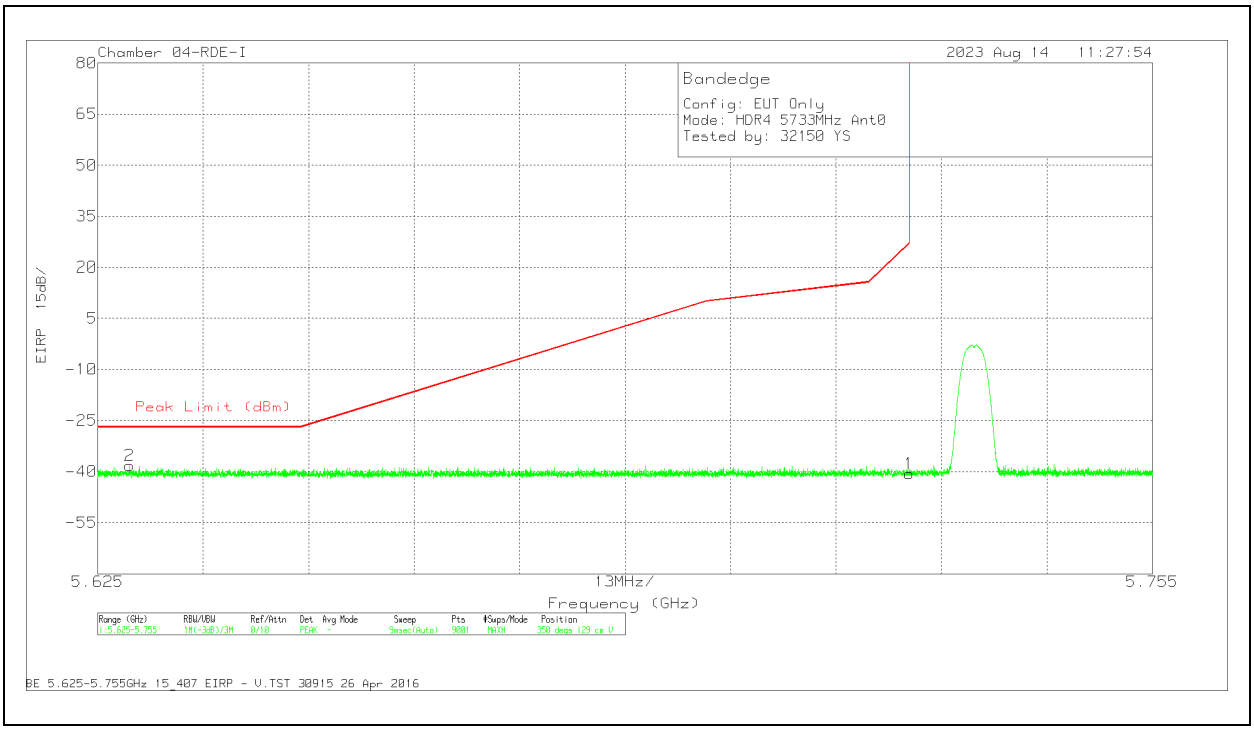

Marker	Frequency (GHz)	Meter Reading (dBm)	Det	84797 ACF (dB) - 3mH	Cbl/Amp (dB)	Conversion Factor (dB)	Corrected Reading EIRP	Peak Limit (dBm)	PK Margin (dB)	Azimuth (Degs)	Height (cm)	Polarity
1	5.725	-70.64	Pk	34.9	-16.7	11.8	-40.64	27	-67.64	350	129	V
2	5.628958	-68.16	Pk	34.9	-16.8	11.8	-38.26	-27	-11.26	350	129	V

Pk - Peak detector

UL VERIFICATION SERVICES INC.
47173 Benicia Street, Fremont, CA 94538; USA TEL:(510) 319-4000 FAX:(510) 661-0888
This report shall not be reproduced except in full, without the written approval of UL Verification Services Inc.

BANDEDGE (HIGH CHANNEL)

HORIZONTAL RESULT

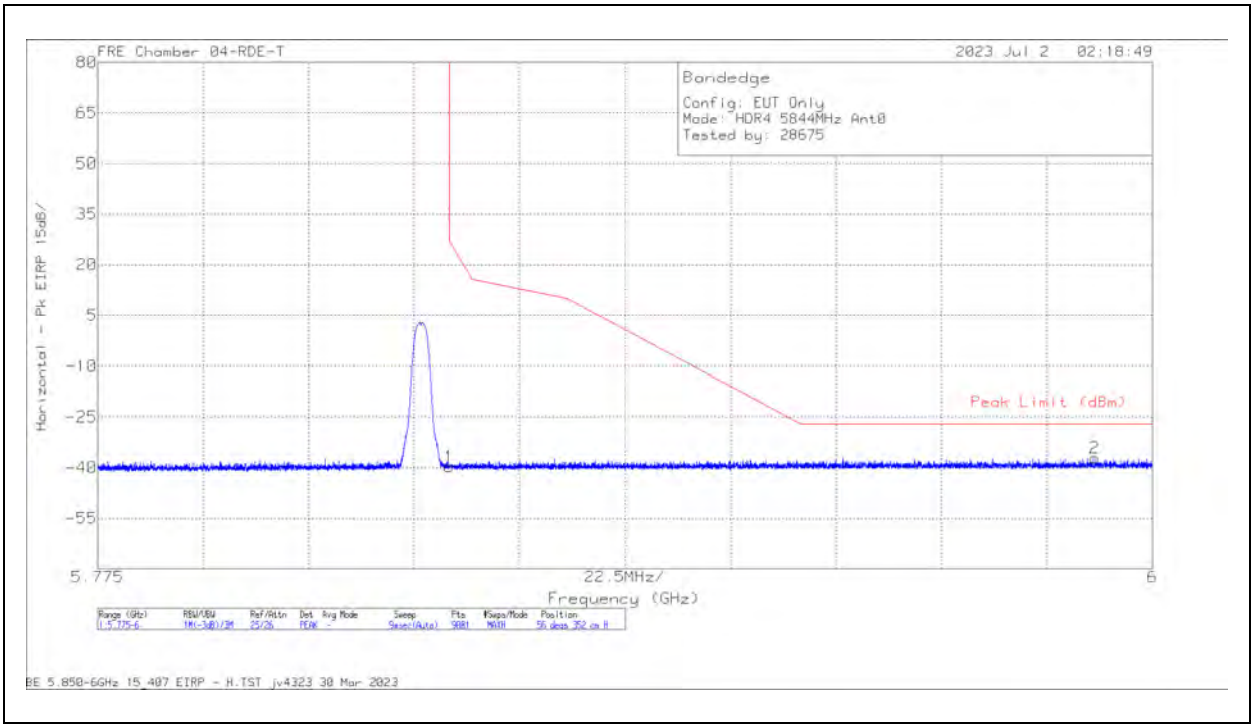

Marker	Frequency (GHz)	Meter Reading (dBm)	Det	226673 ACF (dB) 3mH	Conversion Factor (dB)	Gain/Loss (dB)	Corrected Reading EIRP	Peak Limit (dBm)	PK Margin (dB)	Azimuth (Degs)	Height (cm)	Polarity
1	5.85	-51.95	Pk	34.9	11.8	-34.34	-39.59	27	-66.59	56	352	H
2	5.987675	-49.79	Pk	35.2	11.8	-34.25	-37.04	-27	-10.04	56	352	H

Pk - Peak detector

UL VERIFICATION SERVICES INC.
47173 Benicia Street, Fremont, CA 94538; USA TEL:(510) 319-4000 FAX:(510) 661-0888
This report shall not be reproduced except in full, without the written approval of UL Verification Services Inc.

VERTICAL RESULT

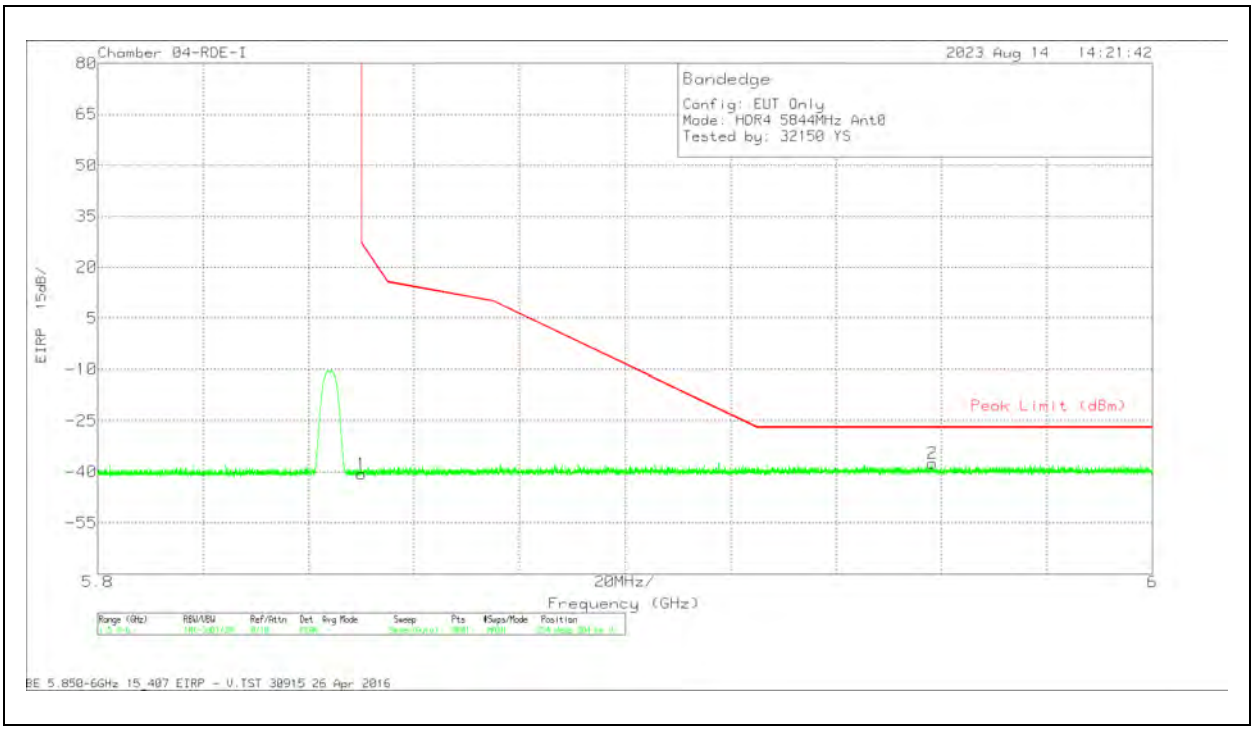

Marker	Frequency (GHz)	Meter Reading (dBm)	Det	84797 ACF (dB) - 3mH	Cbl/Amp (dB)	Conversion Factor (dB)	Corrected Reading EIRP	Peak Limit (dBm)	PK Margin (dB)	Azimuth (Degs)	Height (cm)	Polarity
1	5.85	-71.51	Pk	35	-15.9	11.8	-40.61	27	-67.61	354	204	V
2	5.958243	-68.99	Pk	35.3	-15.6	11.8	-37.49	-27	-10.49	354	204	V

Pk - Peak detector

UL VERIFICATION SERVICES INC.
47173 Benicia Street, Fremont, CA 94538; USA TEL:(510) 319-4000 FAX:(510) 661-0888
This report shall not be reproduced except in full, without the written approval of UL Verification Services Inc.

ANT 5

BANDEDGE (LOW CHANNEL)

HORIZONTAL RESULT

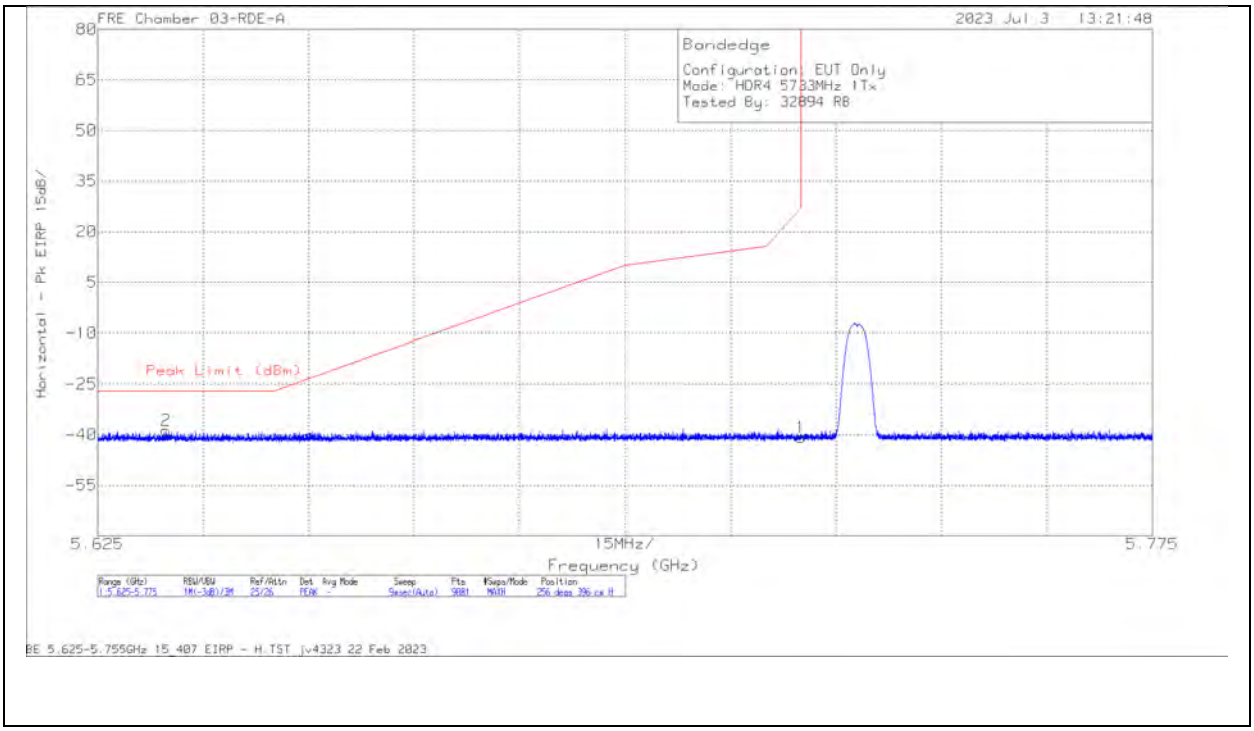

Marker	Frequency (GHz)	Meter Reading (dBm)	Det	230299 ACF (dB/m)	Conversion Factor (dB)	Gain/Loss (dB)	Corrected Reading EIRP	Peak Limit (dBm)	PK Margin (dB)	Azimuth (Degs)	Height (cm)	Polarity
2	5.6347	-47.79	Pk	35.2	11.8	-37.95	-38.74	-27	-11.74	256	396	H
1	5.725	-49.97	Pk	35.2	11.8	-37.78	-40.75	27	-67.75	256	396	H

Pk - Peak detector

UL VERIFICATION SERVICES INC.
47173 Benicia Street, Fremont, CA 94538; USA TEL:(510) 319-4000 FAX:(510) 661-0888
This report shall not be reproduced except in full, without the written approval of UL Verification Services Inc.

VERTICAL RESULT

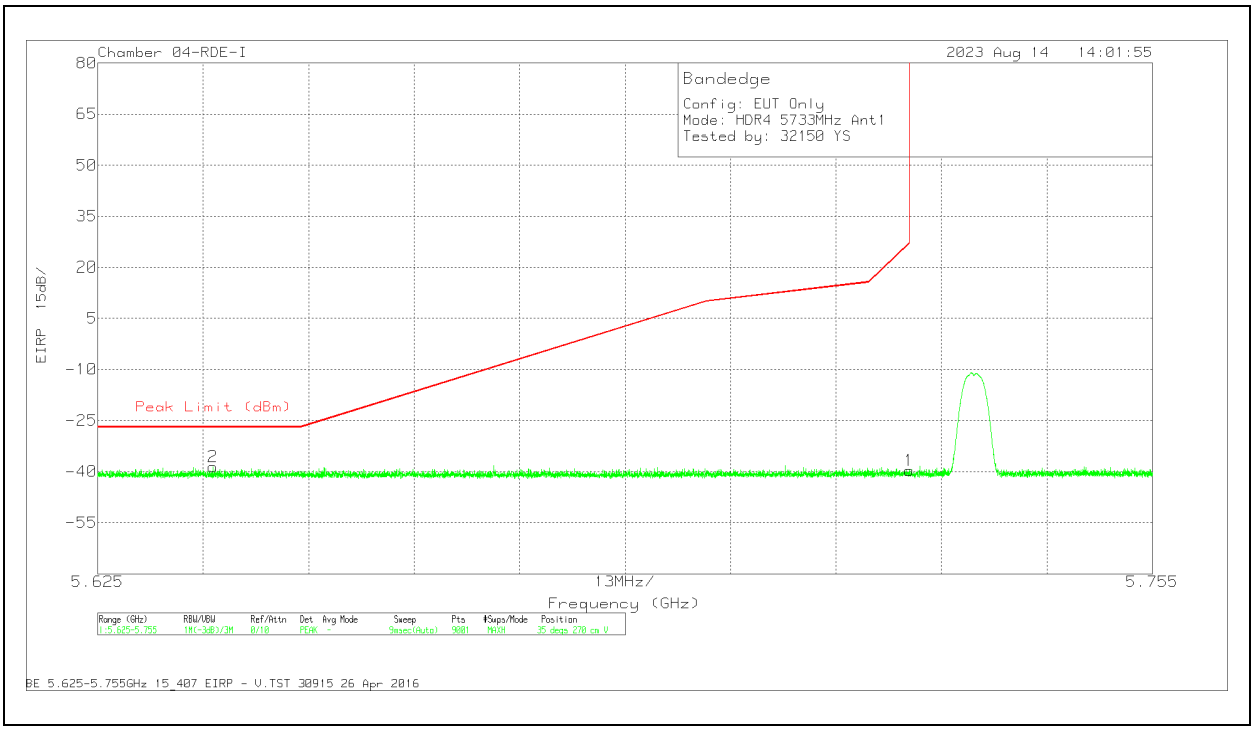

Marker	Frequency (GHz)	Meter Reading (dBm)	Det	84797 ACF (dB) - 3mH	Cbl/Amp (dB)	Conversion Factor (dB)	Corrected Reading EIRP	Peak Limit (dBm)	PK Margin (dB)	Azimuth (Degs)	Height (cm)	Polarity
1	5.725	-69.76	Pk	34.9	-16.7	11.8	-39.76	27	-66.76	35	270	V
2	5.63917	-68.34	Pk	34.9	-16.9	11.8	-38.54	-27	-11.54	35	270	V

Pk - Peak detector

UL VERIFICATION SERVICES INC.
47173 Benicia Street, Fremont, CA 94538; USA TEL:(510) 319-4000 FAX:(510) 661-0888
This report shall not be reproduced except in full, without the written approval of UL Verification Services Inc.

BANDEDGE (HIGH CHANNEL)

HORIZONTAL RESULT

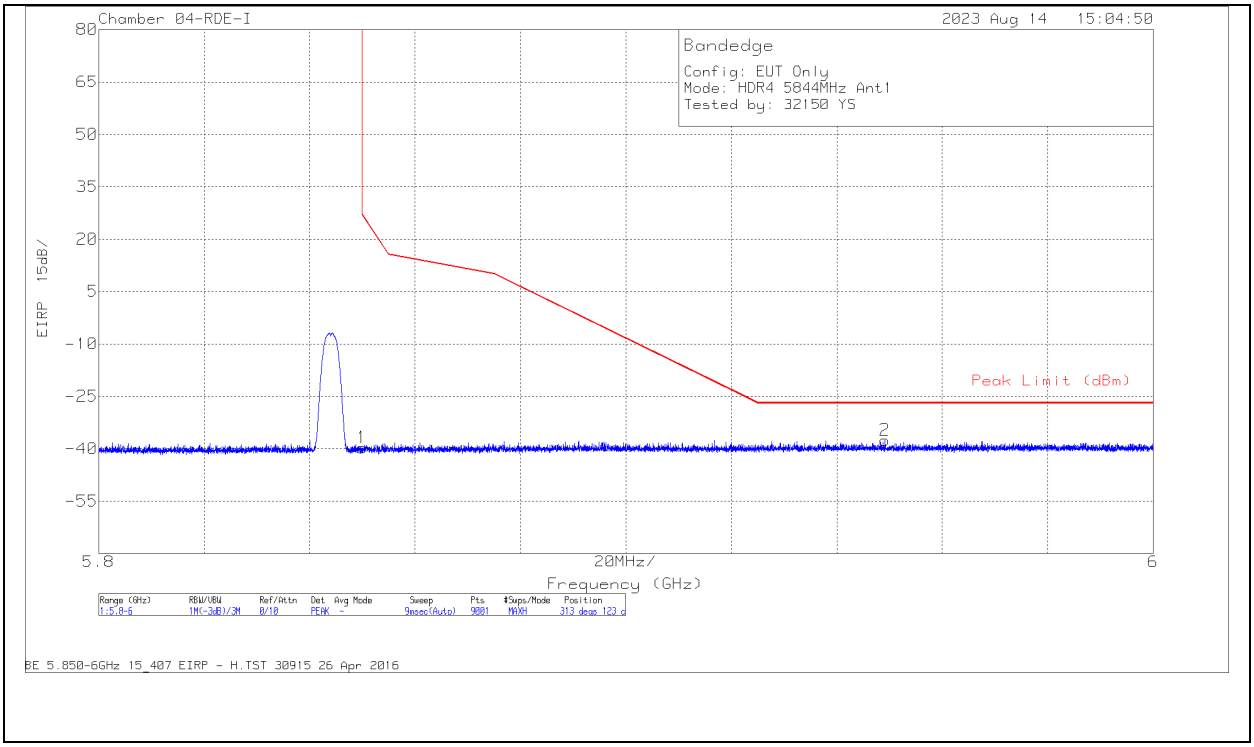

Marker	Frequency (GHz)	Meter Reading (dBm)	Det	84797 ACF (dB) - 3mH	Cbl/Amp (dB)	Conversion Factor (dB)	Corrected Reading EIRP	Peak Limit (dBm)	PK Margin (dB)	Azimuth (Degs)	Height (cm)	Polarity
1	5.85	-70.63	Pk	35	-15.9	11.8	-39.73	27	-66.73	313	123	H
2	5.94911	-69.11	Pk	35.3	-15.6	11.8	-37.61	-27	-10.61	313	123	H

Pk - Peak detector

UL VERIFICATION SERVICES INC.
47173 Benicia Street, Fremont, CA 94538; USA TEL:(510) 319-4000 FAX:(510) 661-0888
This report shall not be reproduced except in full, without the written approval of UL Verification Services Inc.

VERTICAL RESULT

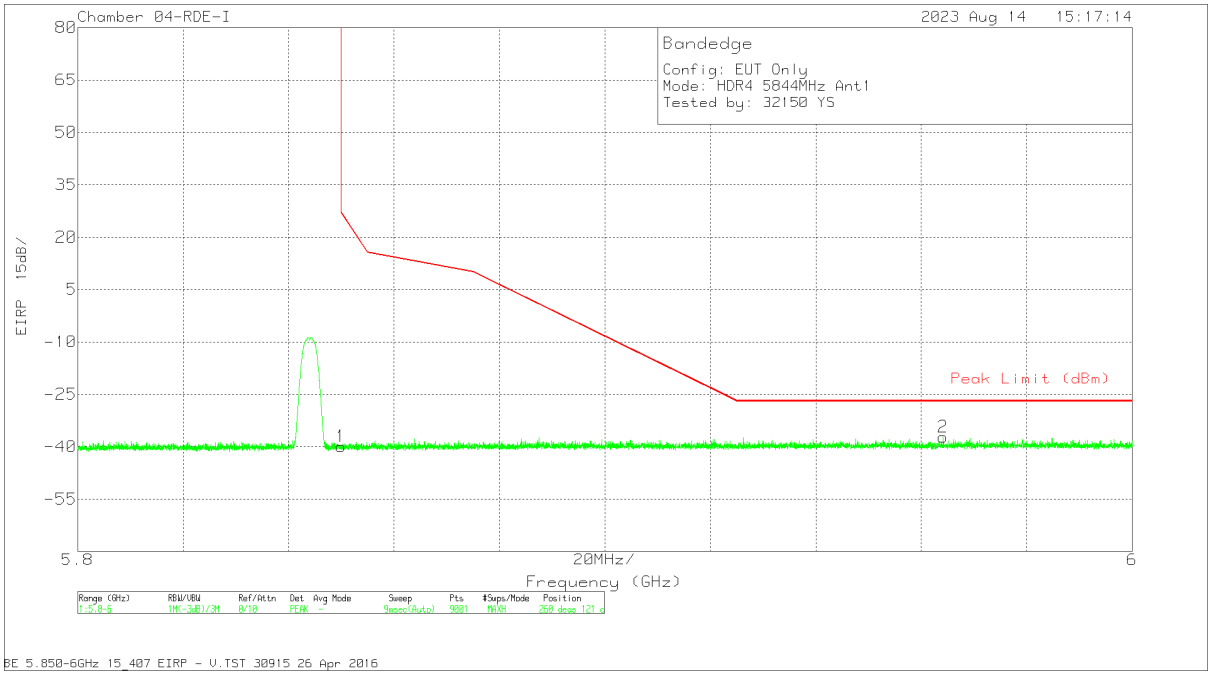

Marker	Frequency (GHz)	Meter Reading (dBm)	Det	84797 ACF (dB) - 3mH	Cbl/Amp (dB)	Conversion Factor (dB)	Corrected Reading EIRP	Peak Limit (dBm)	PK Margin (dB)	Azimuth (Degs)	Height (cm)	Polarity
1	5.85	-70.85	Pk	35	-15.9	11.8	-39.95	27	-66.95	260	121	V
2	5.964109	-68.66	Pk	35.3	-15.7	11.8	-37.26	-27	-10.26	260	121	V

Pk - Peak detector

UL VERIFICATION SERVICES INC.
47173 Benicia Street, Fremont, CA 94538; USA TEL:(510) 319-4000 FAX:(510) 661-0888
This report shall not be reproduced except in full, without the written approval of UL Verification Services Inc.

2TX Antenna 6 + Antenna 5 TXBF MODE

BANDEDGE (LOW CHANNEL)

HORIZONTAL RESULT

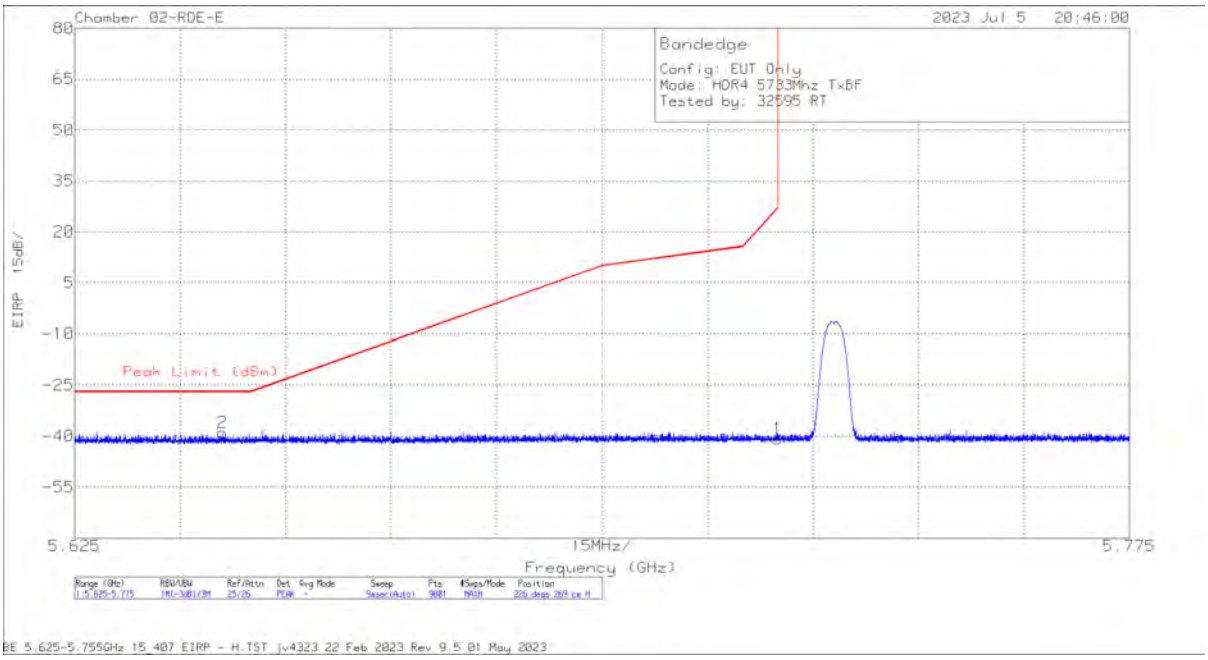

Marker	Frequency (GHz)	Meter Reading (dBm)	Det	206807 ACF (dB/m)	Conversion Factor (dB)	DCCF (dB)	Gain/Loss (dB)	Corrected Reading EIRP	Peak Limit (dBm)	PK Margin (dB)	Azimuth (Degs)	Height (cm)	Polarity
2	5.646017	-48.25	Pk	34.5	11.8	0	-37.07	-39.02	-27	-12.02	226	269	H
1	5.725	-50.35	Pk	34.6	11.8	0	-36.76	-40.71	27	-67.71	226	269	H

Pk - Peak detector

UL VERIFICATION SERVICES INC.
47173 Benicia Street, Fremont, CA 94538; USA TEL:(510) 319-4000 FAX:(510) 661-0888
This report shall not be reproduced except in full, without the written approval of UL Verification Services Inc.

VERTICAL RESULT

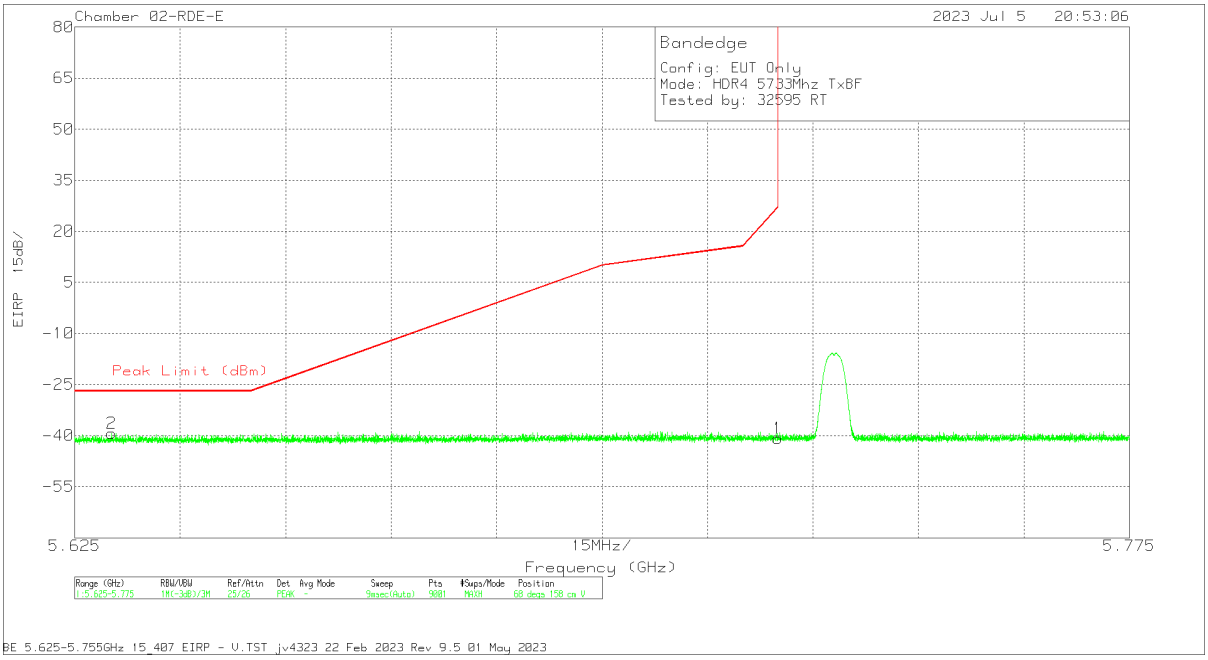

Marker	Frequency (GHz)	Meter Reading (dBm)	Det	206807 ACF (dB/m)	Conversion Factor (dB)	DCCF (dB)	Gain/Loss (dB)	Corrected Reading EIRP	Peak Limit (dBm)	PK Margin (dB)	Azimuth (Degs)	Height (cm)	Polarity
2	5.63025	-48.52	Pk	34.5	11.8	0	-37.09	-39.31	-27	-12.31	68	158	V
1	5.725	-50.43	Pk	34.6	11.8	0	-36.76	-40.79	27	-67.79	68	158	V

Pk - Peak detector

UL VERIFICATION SERVICES INC.
47173 Benicia Street, Fremont, CA 94538; USA TEL:(510) 319-4000 FAX:(510) 661-0888
This report shall not be reproduced except in full, without the written approval of UL Verification Services Inc.

BANDEDGE (HIGH CHANNEL)

HORIZONTAL RESULT

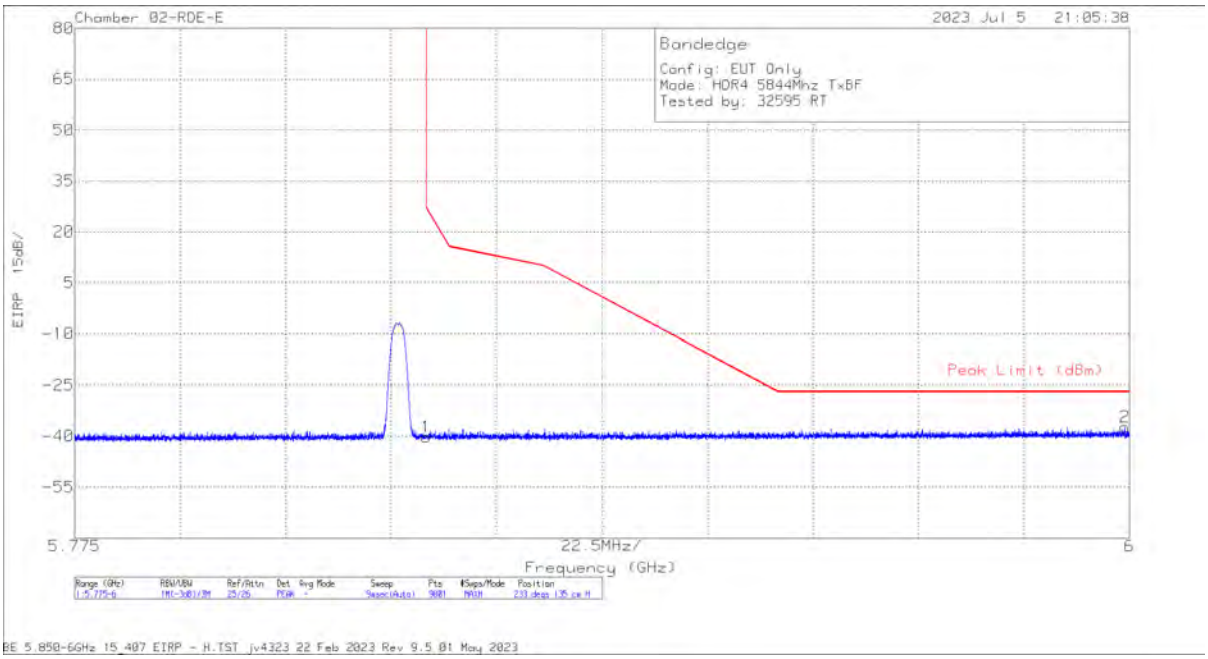

Marker	Frequency (GHz)	Meter Reading (dBm)	Det	206807 ACF (dB/m)	Conversion Factor (dB)	DCCF (dB)	Gain/Loss (dB)	Corrected Reading EIRP	Peak Limit (dBm)	PK Margin (dB)	Azimuth (Degs)	Height (cm)	Polarity
1	5.85	-50.7	Pk	34.9	11.8	0	-36.3	-40.3	27	-67.3	233	135	H
2	5.9991	-48.51	Pk	35.2	11.8	0	-35.77	-37.28	-27	-10.28	233	135	H

Pk - Peak detector

UL VERIFICATION SERVICES INC.
47173 Benicia Street, Fremont, CA 94538; USA TEL:(510) 319-4000 FAX:(510) 661-0888
This report shall not be reproduced except in full, without the written approval of UL Verification Services Inc.

VERTICAL RESULT

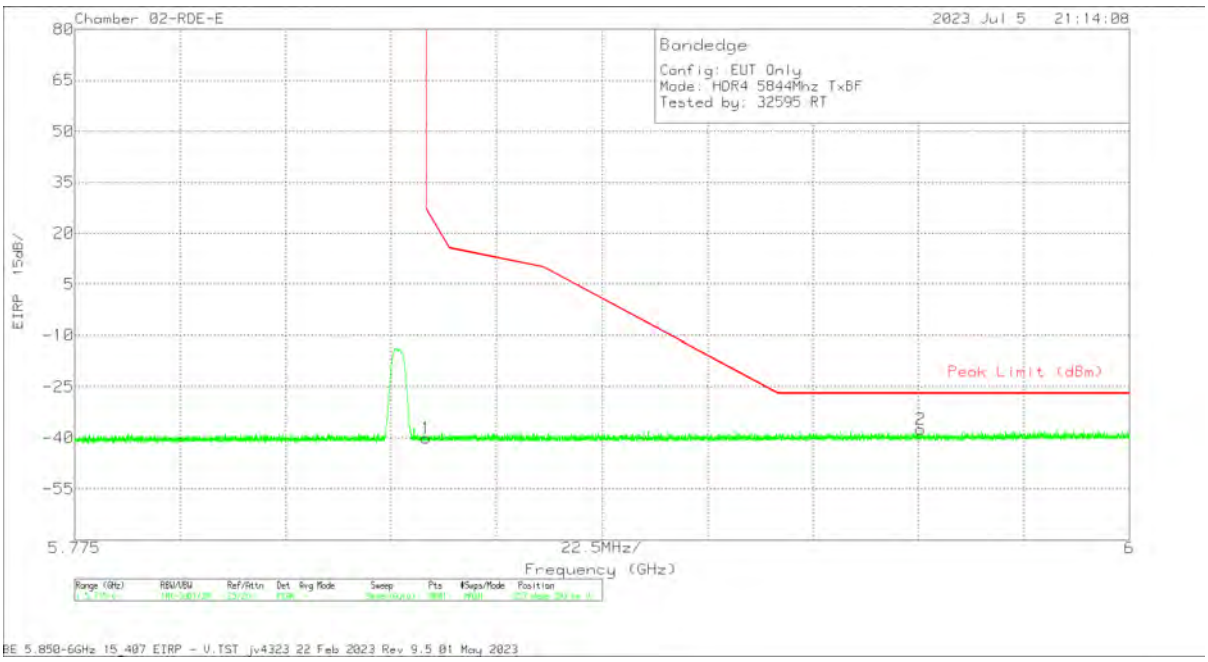

Marker	Frequency (GHz)	Meter Reading (dBm)	Det	206807 ACF (dB/m)	Conversion Factor (dB)	DCCF (dB)	Gain/Loss (dB)	Corrected Reading EIRP	Peak Limit (dBm)	PK Margin (dB)	Azimuth (Degs)	Height (cm)	Polarity
1	5.85	-50.42	Pk	34.9	11.8	0	-36.3	-40.02	27	-67.02	357	293	V
2	5.9555	-48.5	Pk	35.1	11.8	0	-35.96	-37.56	-27	-10.56	357	293	V

Pk - Peak detector

UL VERIFICATION SERVICES INC.
47173 Benicia Street, Fremont, CA 94538; USA TEL:(510) 319-4000 FAX:(510) 661-0888
This report shall not be reproduced except in full, without the written approval of UL Verification Services Inc.

10.1.20 HDR4, LOW Power UNII-3 HARMONIC AND SPURIOUS IN THE 5.8 GHz BAND

LOW CHANNEL 5733MHz

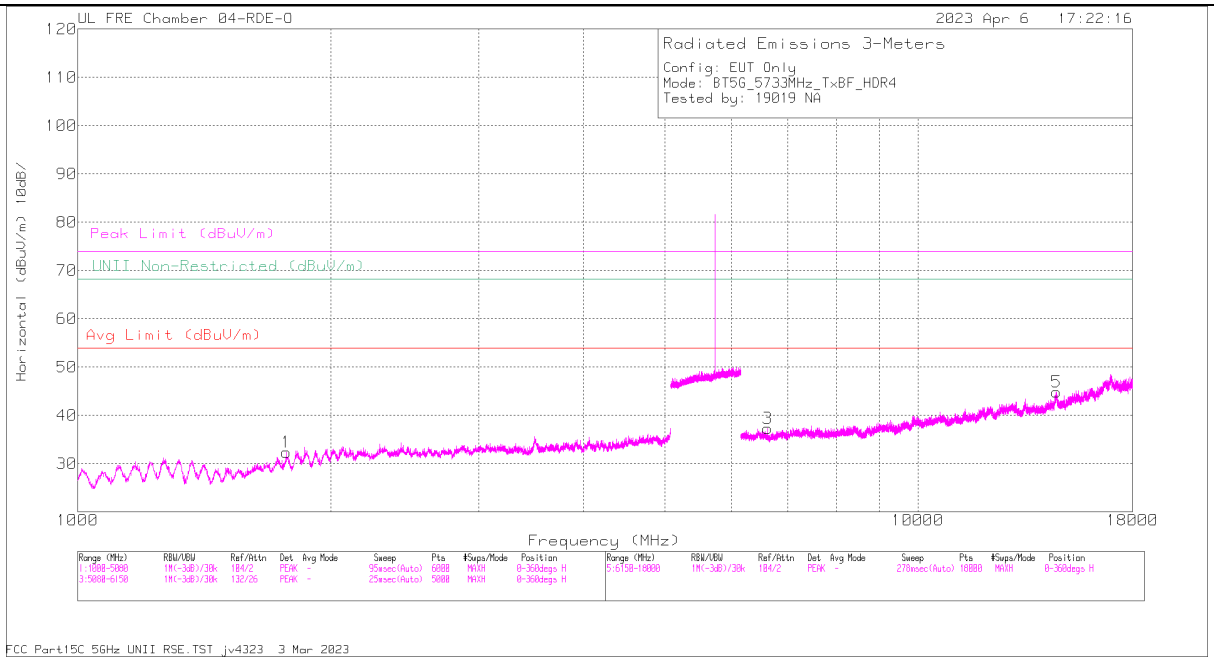

HORIZONTAL

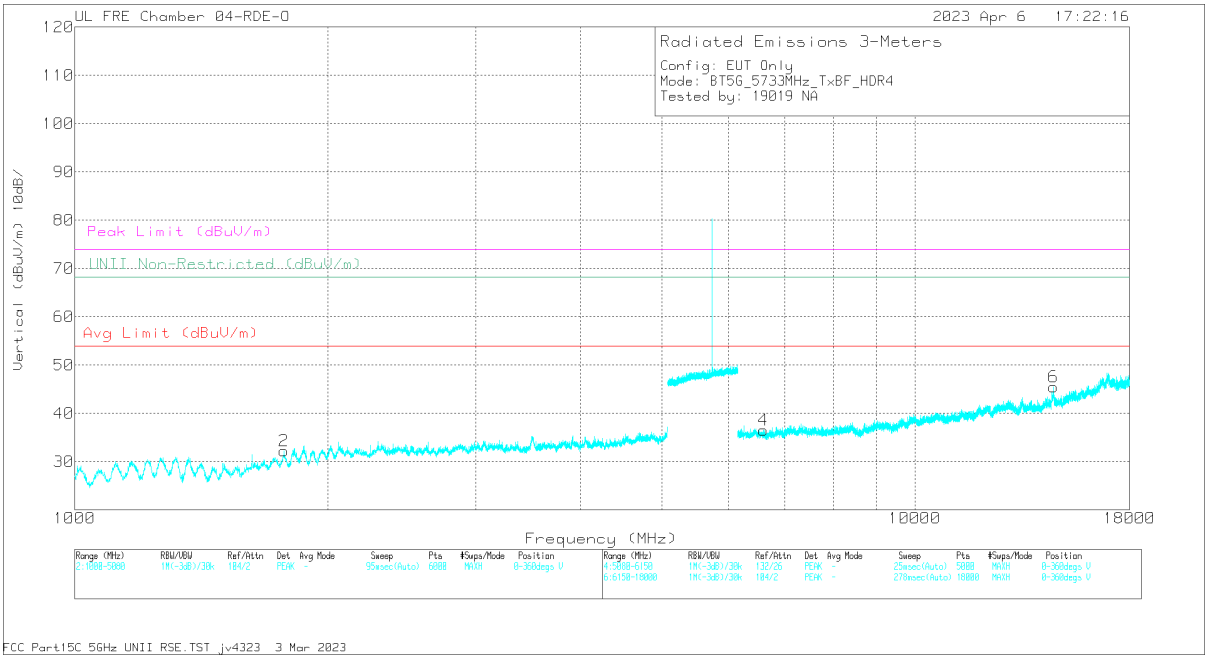

VERTICAL

UL VERIFICATION SERVICES INC.
47173 Benicia Street, Fremont, CA 94538; USA TEL:(510) 319-4000 FAX:(510) 661-0888
This report shall not be reproduced except in full, without the written approval of UL Verification Services Inc.

RADIATED EMISSIONS

Marker	Frequency (MHz)	Meter Reading (dBuV)	Det	80404_ACF(dB) - 3mH	Gain/Loss (dB)	Corrected Reading (dBuV/m)	UNII Non-Restricted (dBuV/m)	PK Margin (dB)	Azimuth (Degs)	Height (cm)	Polarity
1	1769.784	57.84	PK-U	30.2	-46.77	41.27	68.2	-26.93	138	196	H
2	1773.463	58.3	PK-U	30.3	-46.67	41.93	68.2	-26.27	226	136	V
4	6596.55	53.36	PK-U	35.8	-43.1	46.06	68.2	-22.14	130	166	V
3	6618.831	53.38	PK-U	35.8	-42.99	46.19	68.2	-22.01	165	146	H
5	14622.491	52.7	PK-U	39.7	-38.18	54.22	68.2	-13.98	89	166	H
6	14627.483	52.88	PK-U	39.7	-38.43	54.15	68.2	-14.05	82	133	V

PK-U - U-NII: Maximum Peak
ADR - U-NII AD primary method, RMS average

UL VERIFICATION SERVICES INC.
47173 Benicia Street, Fremont, CA 94538; USA TEL:(510) 319-4000 FAX:(510) 661-0888
This report shall not be reproduced except in full, without the written approval of UL Verification Services Inc.

MID CHANNEL 5788MHz

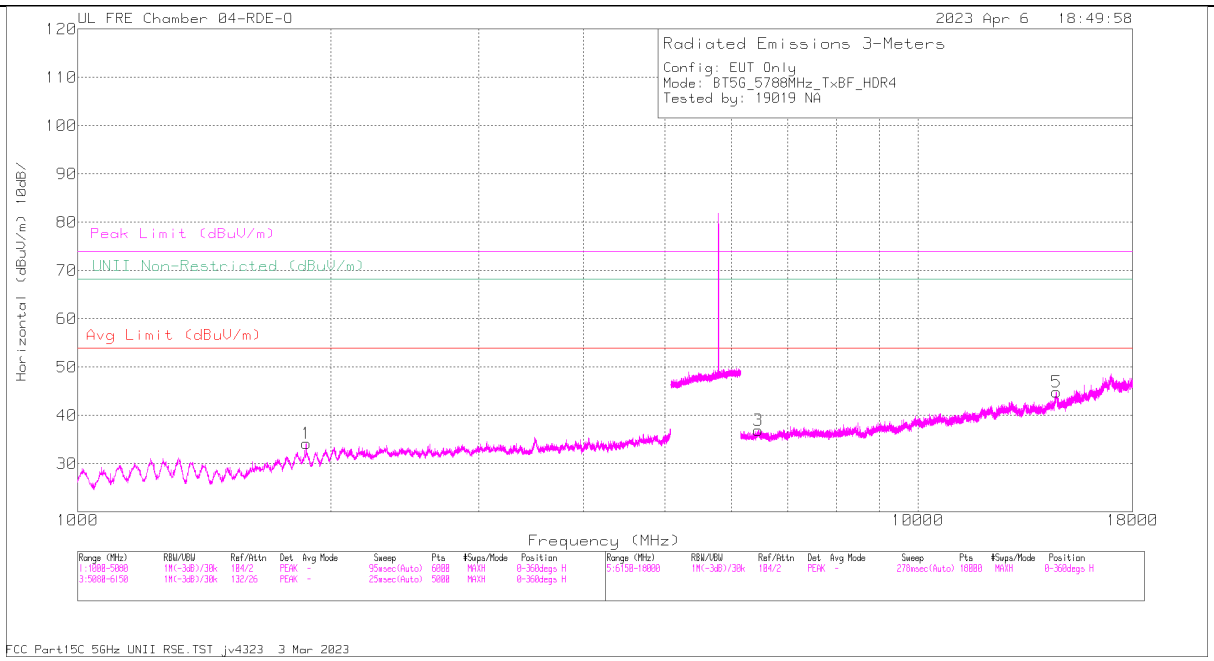

HORIZONTAL

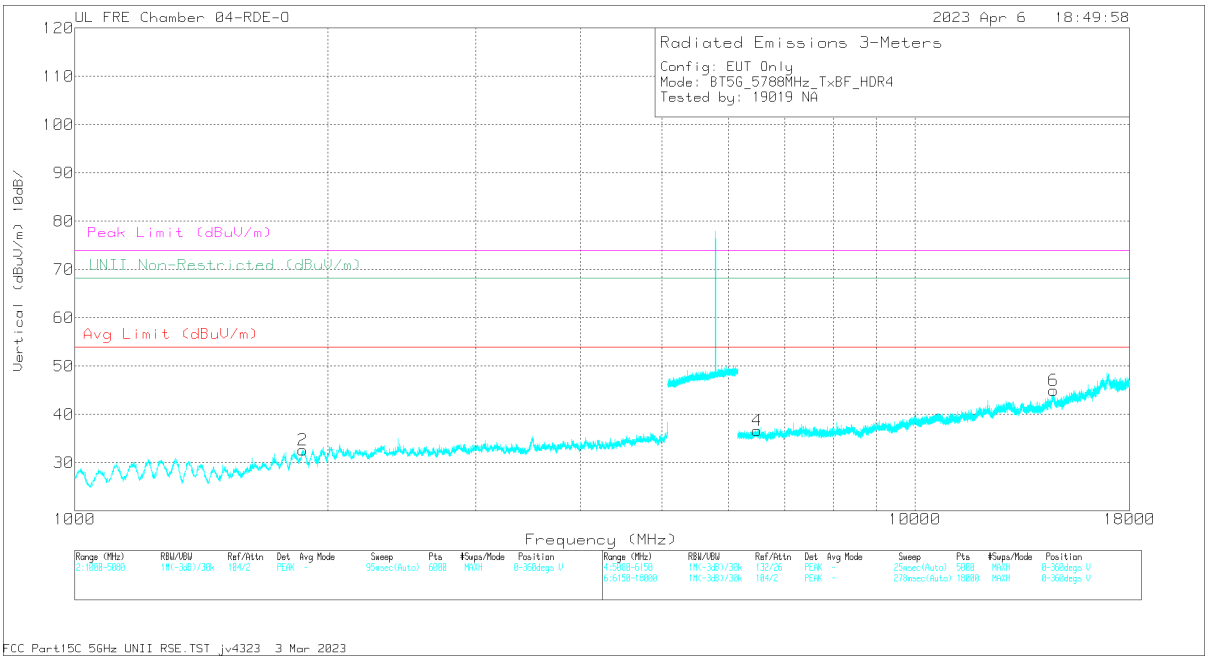

VERTICAL

UL VERIFICATION SERVICES INC.
47173 Benicia Street, Fremont, CA 94538; USA TEL:(510) 319-4000 FAX:(510) 661-0888
This report shall not be reproduced except in full, without the written approval of UL Verification Services Inc.

RADIATED EMISSIONS

Marker	Frequency (MHz)	Meter Reading (dBuV)	Det	80404_ACF(dB) - 3mH	Gain/Loss (dB)	Corrected Reading (dBuV/m)	UNII Non-Restricted (dBuV/m)	PK Margin (dB)	Azimuth (Degs)	Height (cm)	Polarity
2	1867.786	58.34	PK-U	30.7	-46.81	42.23	68.2	-25.97	199	137	V
1	1870.698	58.45	PK-U	30.8	-46.57	42.68	68.2	-25.52	264	191	H
3	6459.741	54.39	PK-U	35.6	-42.14	47.85	68.2	-20.35	110	179	H
4	6495.607	53.07	PK-U	35.7	-42.68	46.09	68.2	-22.11	116	114	V
5	14614.919	53.3	PK-U	39.7	-38.03	54.97	68.2	-13.23	202	164	H
6	14617.861	52.91	PK-U	39.7	-38.04	54.57	68.2	-13.63	175	258	V

PK-U - U-NII: Maximum Peak
ADR - U-NII AD primary method, RMS average

UL VERIFICATION SERVICES INC.
47173 Benicia Street, Fremont, CA 94538; USA TEL:(510) 319-4000 FAX:(510) 661-0888
This report shall not be reproduced except in full, without the written approval of UL Verification Services Inc.

HIGH CHANNEL 5844MHz

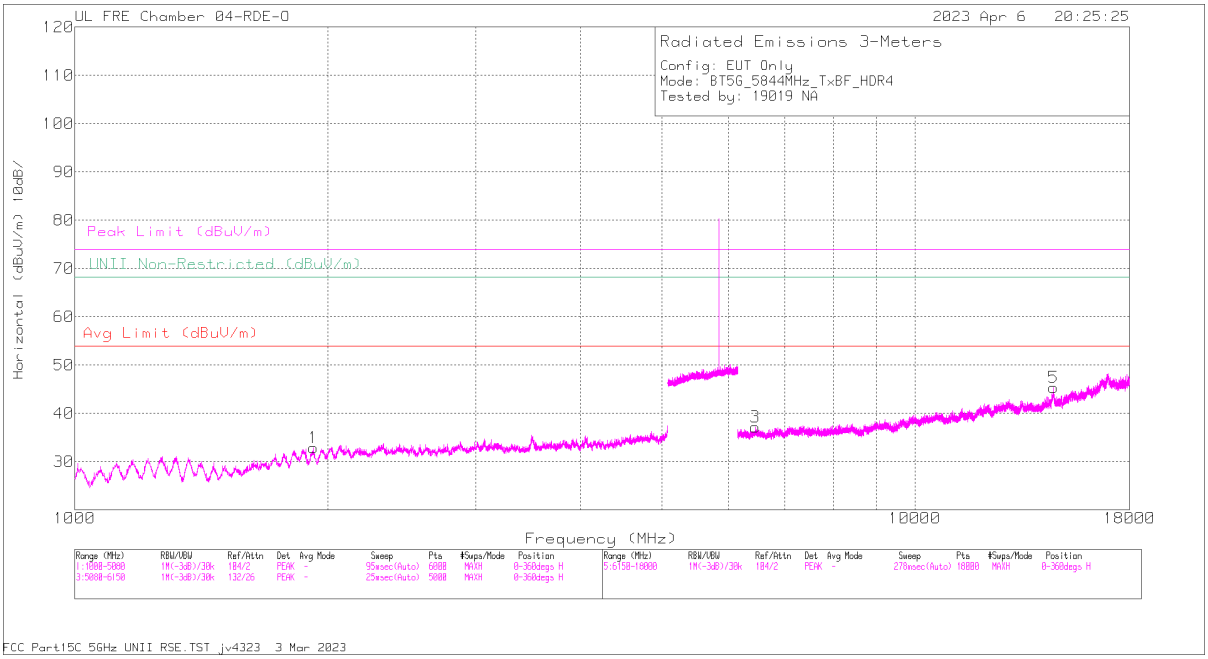

HORIZONTAL

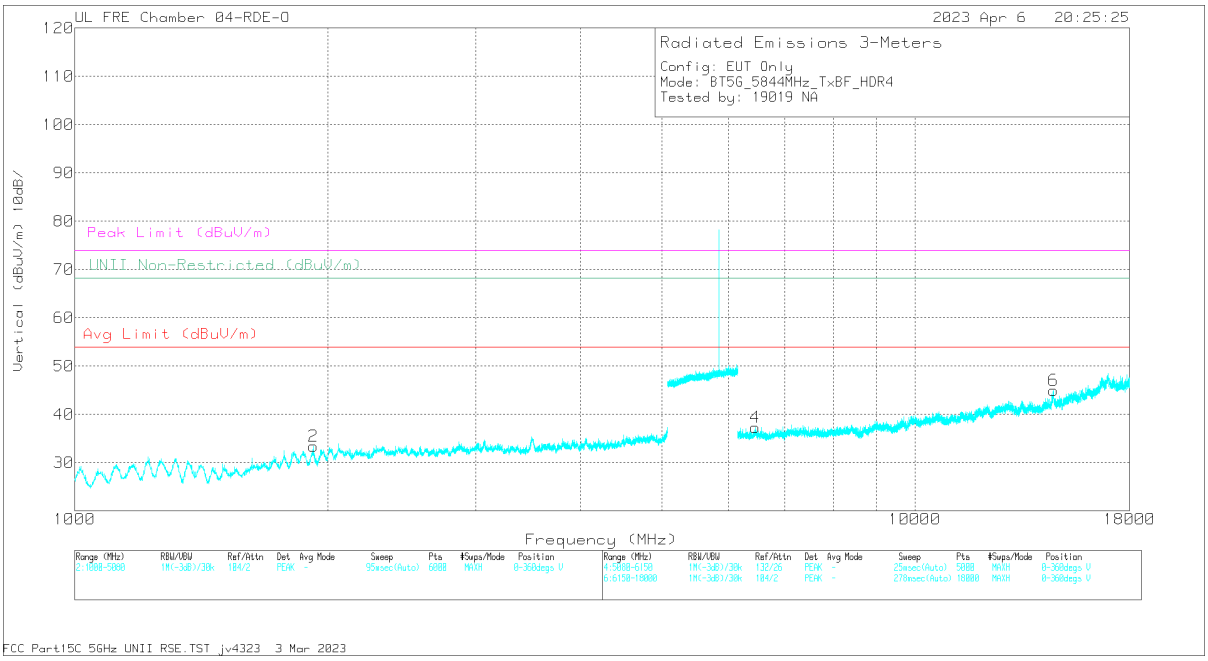

VERTICAL

UL VERIFICATION SERVICES INC.
47173 Benicia Street, Fremont, CA 94538; USA TEL:(510) 319-4000 FAX:(510) 661-0888
This report shall not be reproduced except in full, without the written approval of UL Verification Services Inc.

RADIATED EMISSIONS

Marker	Frequency (MHz)	Meter Reading (dBuV)	Det	80404_A CF(dB) - 3mH	Gain/Loss (dB)	Corrected Reading (dBuV/m)	UNII Non-Restricted (dBuV/m)	PK Margin (dB)	Azimuth (Degs)	Height (cm)	Polarity
2	1921.78	58.1	PK-U	31.1	-46.78	42.42	68.2	-25.78	88	129	V
1	1923.089	58.03	PK-U	31.1	-46.65	42.48	68.2	-25.72	179	170	H
3	6456.041	53.57	PK-U	35.6	-42.22	46.95	68.2	-21.25	190	176	H
4	6459.376	53.48	PK-U	35.6	-42.14	46.94	68.2	-21.26	213	248	V
6	14617.215	52.55	PK-U	39.7	-38.03	54.22	68.2	-13.98	101	294	V
5	14629.464	53.1	PK-U	39.7	-38.56	54.24	68.2	-13.96	108	197	H

PK-U - U-NII: Maximum Peak
ADR - U-NII AD primary method, RMS average

UL VERIFICATION SERVICES INC.
47173 Benicia Street, Fremont, CA 94538; USA TEL:(510) 319-4000 FAX:(510) 661-0888
This report shall not be reproduced except in full, without the written approval of UL Verification Services Inc.

10.1.21 HDR8, HIGH POWER UNII-3 BANDEDGE

ANT 6

BANDEDGE (LOW CHANNEL)

HORIZONTAL RESULT

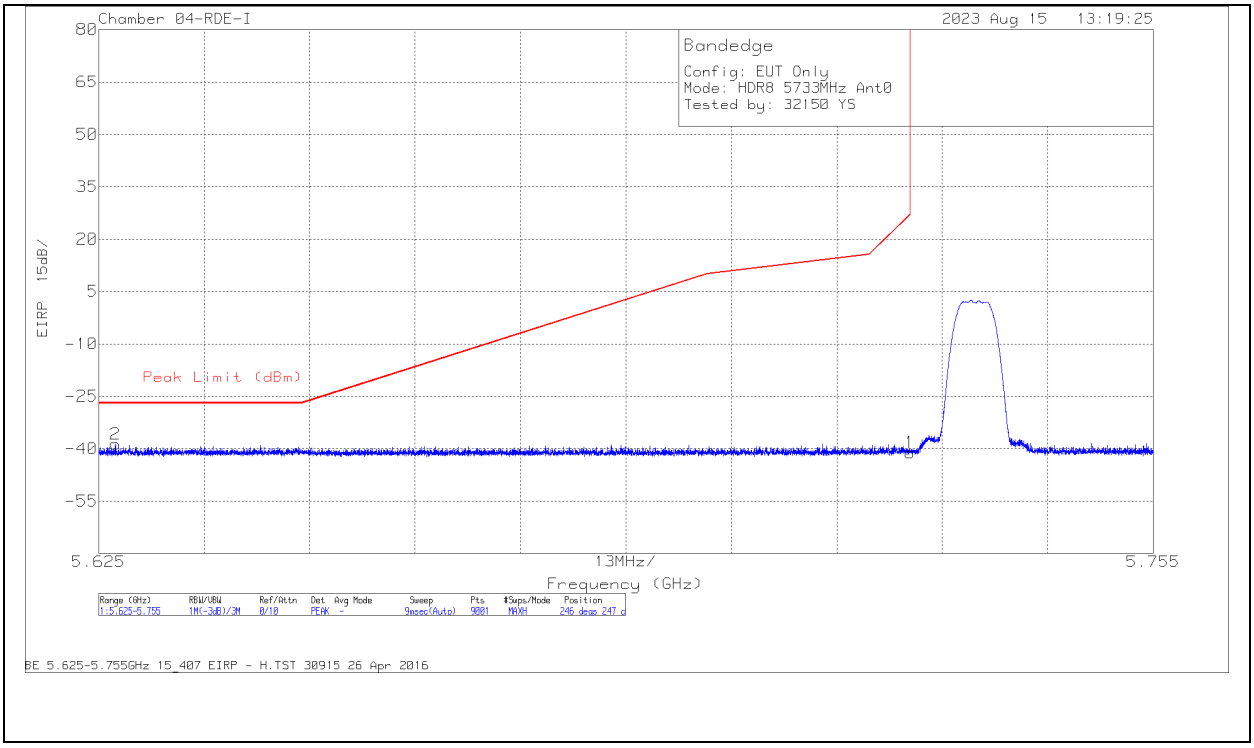

Marker	Frequency (GHz)	Meter Reading (dBm)	Det	84797 ACF (dB) - 3mH	Cbl/Amp (dB)	Conversion Factor (dB)	Corrected Reading EIRP	Peak Limit (dBm)	PK Margin (dB)	Azimuth (Degs)	Height (cm)	Polarity
1	5.725	-71.14	Pk	34.9	-16.7	11.8	-41.14	27	-68.14	246	247	H
2	5.62708	-68.52	Pk	34.9	-16.9	11.8	-38.72	-27	-11.72	246	247	H

Pk - Peak detector

UL VERIFICATION SERVICES INC.
47173 Benicia Street, Fremont, CA 94538; USA TEL:(510) 319-4000 FAX:(510) 661-0888
This report shall not be reproduced except in full, without the written approval of UL Verification Services Inc.

VERTICAL RESULT

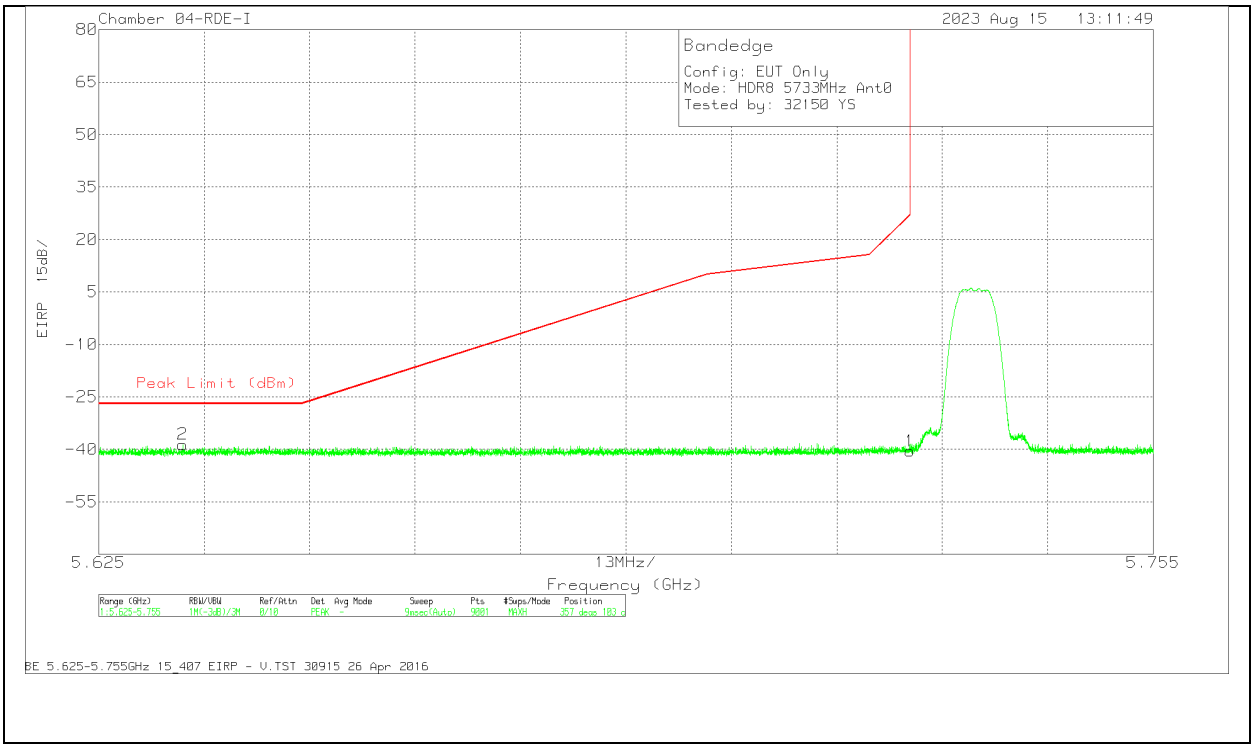

Marker	Frequency (GHz)	Meter Reading (dBm)	Det	84797 ACF (dB) - 3mH	Cbl/Amp (dB)	Conversion Factor (dB)	Corrected Reading EIRP	Peak Limit (dBm)	PK Margin (dB)	Azimuth (Degs)	Height (cm)	Polarity
1	5.725	-70.52	Pk	34.9	-16.7	11.8	-40.52	27	-67.52	357	103	V
2	5.635371	-68.5	Pk	34.9	-16.8	11.8	-38.6	-27	-11.6	357	103	V

Pk - Peak detector

UL VERIFICATION SERVICES INC.
47173 Benicia Street, Fremont, CA 94538; USA TEL:(510) 319-4000 FAX:(510) 661-0888
This report shall not be reproduced except in full, without the written approval of UL Verification Services Inc.

BANDEDGE (HIGH CHANNEL)

HORIZONTAL RESULT

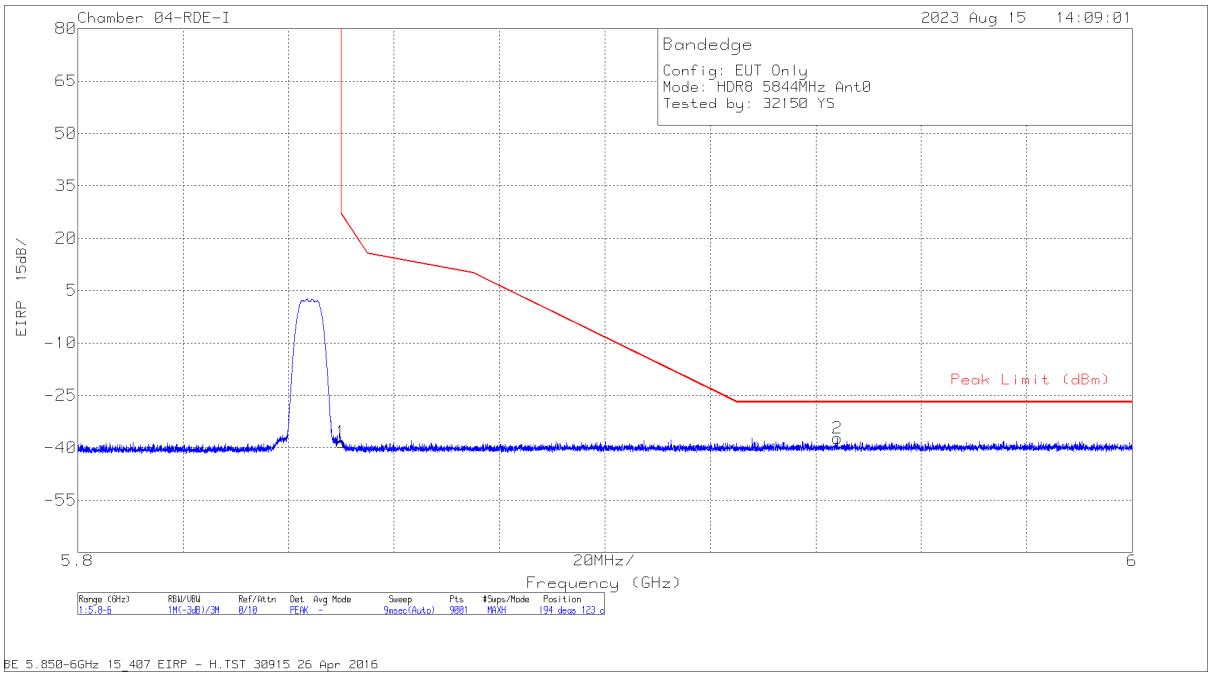

Marker	Frequency (GHz)	Meter Reading (dBm)	Det	84797 ACF (dB) - 3mH	Cbl/Amp (dB)	Conversion Factor (dB)	Corrected Reading EIRP	Peak Limit (dBm)	PK Margin (dB)	Azimuth (Degs)	Height (cm)	Polarity
1	5.85	-69.38	Pk	35	-15.9	11.8	-38.48	27	-65.48	194	123	H
2	5.944132	-68.89	Pk	35.3	-15.5	11.8	-37.29	-27	-10.29	194	123	H

Pk - Peak detector

UL VERIFICATION SERVICES INC.
47173 Benicia Street, Fremont, CA 94538; USA TEL:(510) 319-4000 FAX:(510) 661-0888
This report shall not be reproduced except in full, without the written approval of UL Verification Services Inc.

VERTICAL RESULT

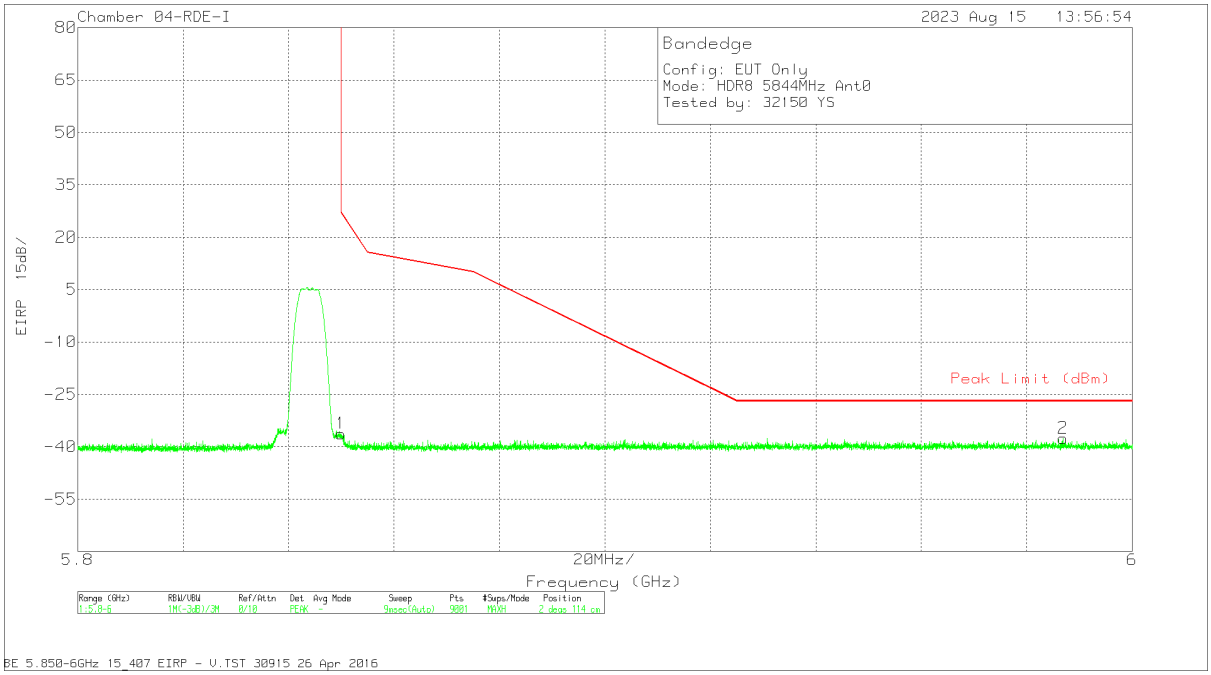

Marker	Frequency (GHz)	Meter Reading (dBm)	Det	84797 ACF (dB) - 3mH	Cbl/Amp (dB)	Conversion Factor (dB)	Corrected Reading EIRP	Peak Limit (dBm)	PK Margin (dB)	Azimuth (Degs)	Height (cm)	Polarity
1	5.85	-67.16	Pk	35	-15.9	11.8	-36.26	27	-63.26	2	114	V
2	5.986843	-69.08	Pk	35.4	-15.7	11.8	-37.58	-27	-10.58	2	114	V

Pk - Peak detector

UL VERIFICATION SERVICES INC.
47173 Benicia Street, Fremont, CA 94538; USA TEL:(510) 319-4000 FAX:(510) 661-0888
This report shall not be reproduced except in full, without the written approval of UL Verification Services Inc.

ANT 5

BANDEDGE (LOW CHANNEL)

HORIZONTAL RESULT

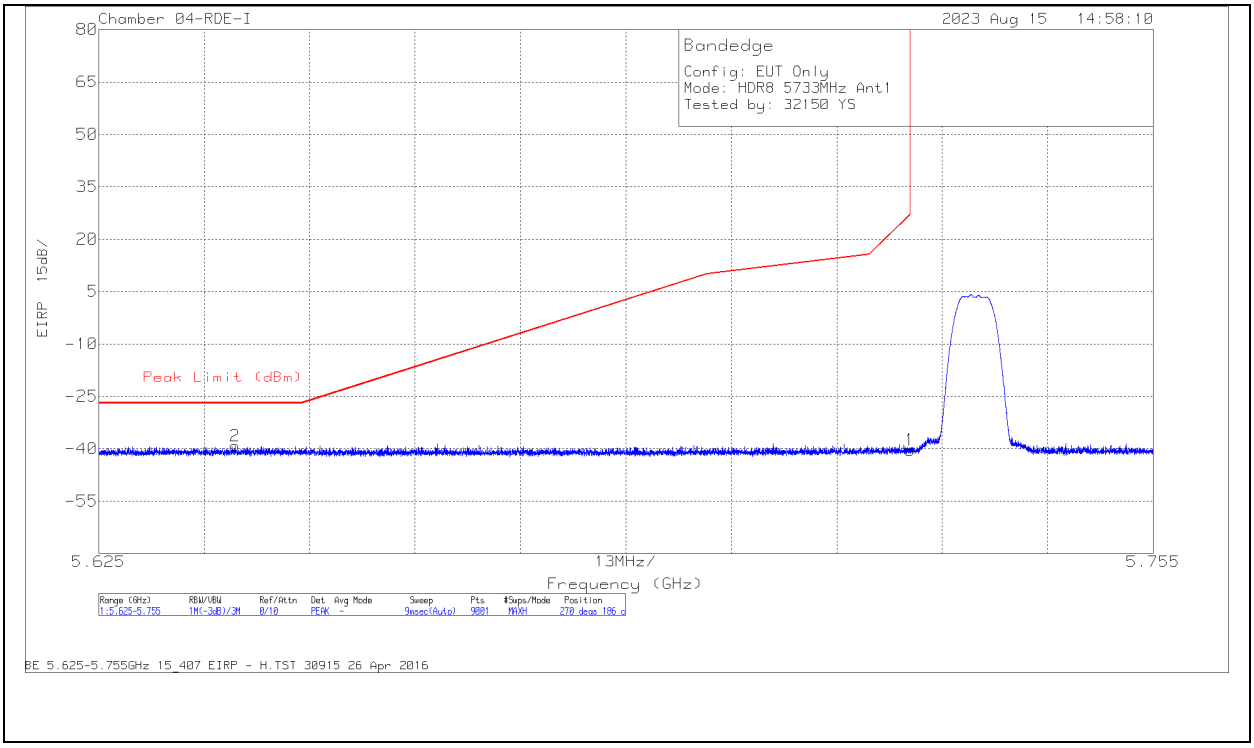

Marker	Frequency (GHz)	Meter Reading (dBm)	Det	84797 ACF (dB) - 3mH	Cbl/Amp (dB)	Conversion Factor (dB)	Corrected Reading EIRP	Peak Limit (dBm)	PK Margin (dB)	Azimuth (Degs)	Height (cm)	Polarity
1	5.725	-70.46	Pk	34.9	-16.7	11.8	-40.46	27	-67.46	270	186	H
2	5.641813	-69.16	Pk	34.9	-16.8	11.8	-39.26	-27	-12.26	270	186	H

Pk - Peak detector

UL VERIFICATION SERVICES INC.
47173 Benicia Street, Fremont, CA 94538; USA TEL:(510) 319-4000 FAX:(510) 661-0888

This report shall not be reproduced except in full, without the written approval of UL Verification Services Inc.

VERTICAL RESULT

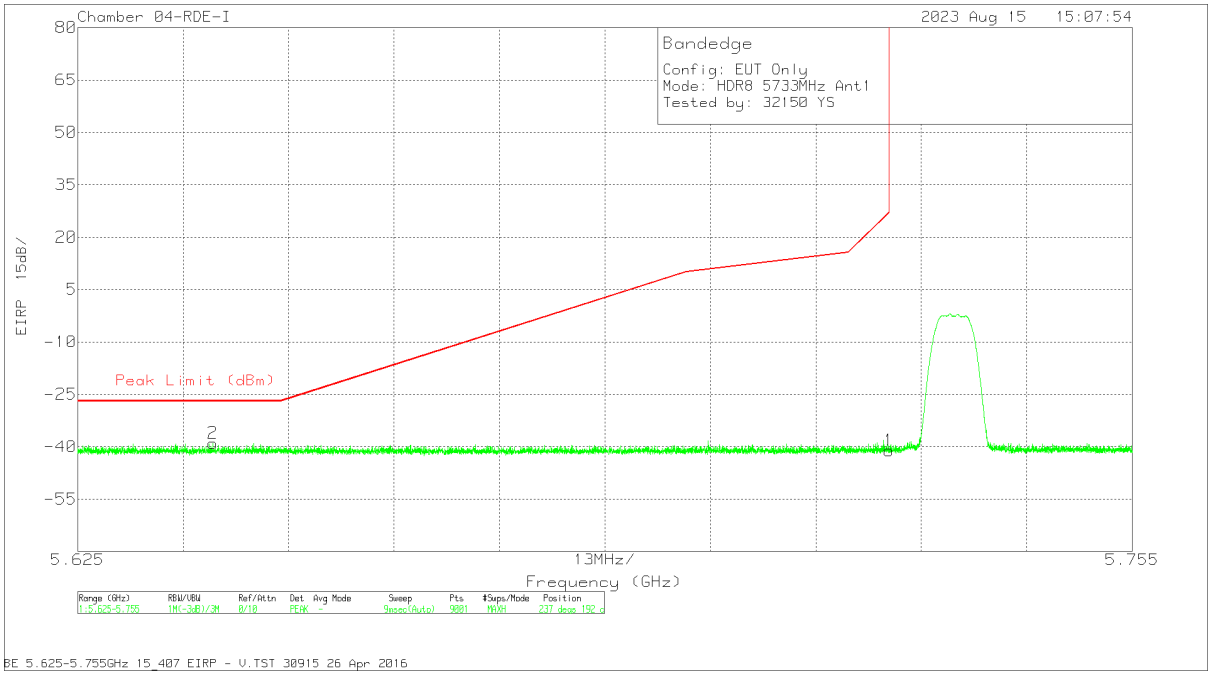

Marker	Frequency (GHz)	Meter Reading (dBm)	Det	84797 ACF (dB) - 3mH	Cbl/Amp (dB)	Conversion Factor (dB)	Corrected Reading EIRP	Peak Limit (dBm)	PK Margin (dB)	Azimuth (Degs)	Height (cm)	Polarity
1	5.725	-71.09	Pk	34.9	-16.7	11.8	-41.09	27	-68.09	237	192	V
2	5.641654	-68.89	Pk	34.9	-16.8	11.8	-38.99	-27	-11.99	237	192	V

Pk - Peak detector

UL VERIFICATION SERVICES INC.
47173 Benicia Street, Fremont, CA 94538; USA TEL:(510) 319-4000 FAX:(510) 661-0888
This report shall not be reproduced except in full, without the written approval of UL Verification Services Inc.

BANDEDGE (HIGH CHANNEL)

HORIZONTAL RESULT

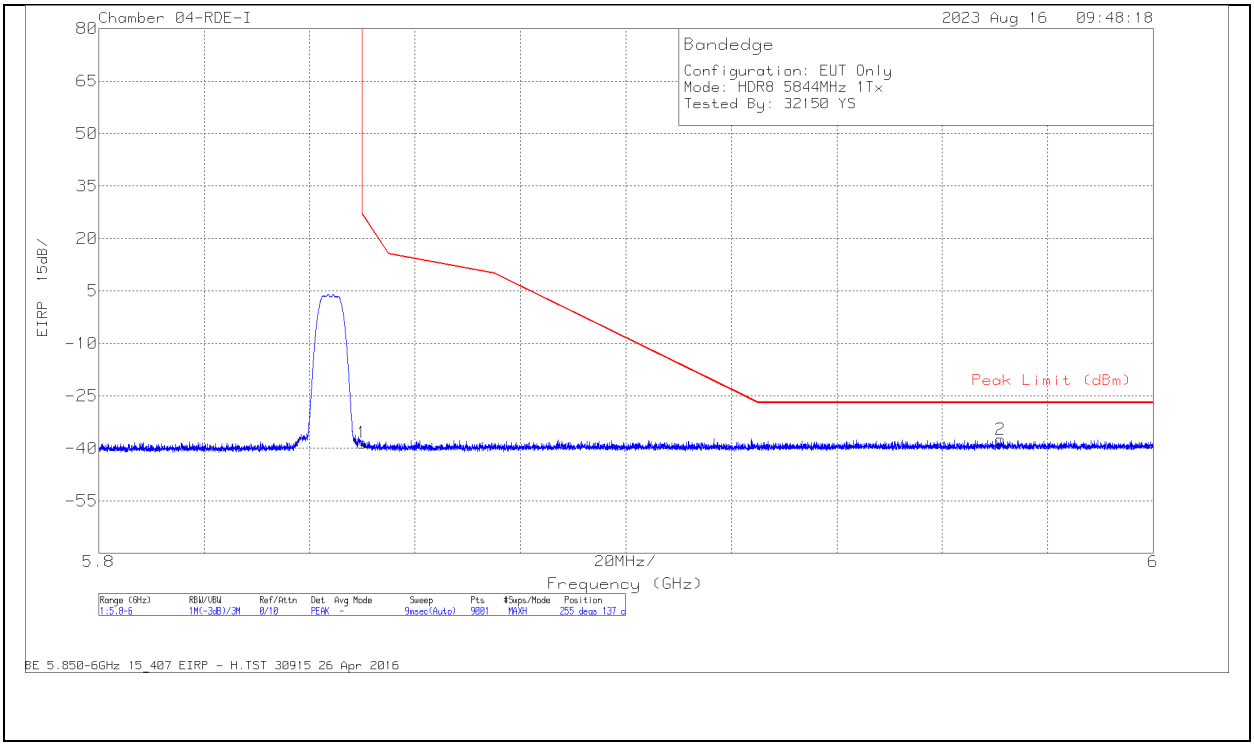

Marker	Frequency (GHz)	Meter Reading (dBm)	Det	84797 ACF (dB) - 3mH	Cbl/Amp (dB)	Conversion Factor (dB)	Corrected Reading EIRP	Peak Limit (dBm)	PK Margin (dB)	Azimuth (Degs)	Height (cm)	Polarity
1	5.85	-69.3	Pk	35	-15.9	11.8	-38.4	27	-65.4	255	137	H
2	5.971043	-68.9	Pk	35.3	-15.7	11.8	-37.5	-27	-10.5	255	137	H

Pk - Peak detector

UL VERIFICATION SERVICES INC.
47173 Benicia Street, Fremont, CA 94538; USA TEL:(510) 319-4000 FAX:(510) 661-0888
This report shall not be reproduced except in full, without the written approval of UL Verification Services Inc.

VERTICAL RESULT

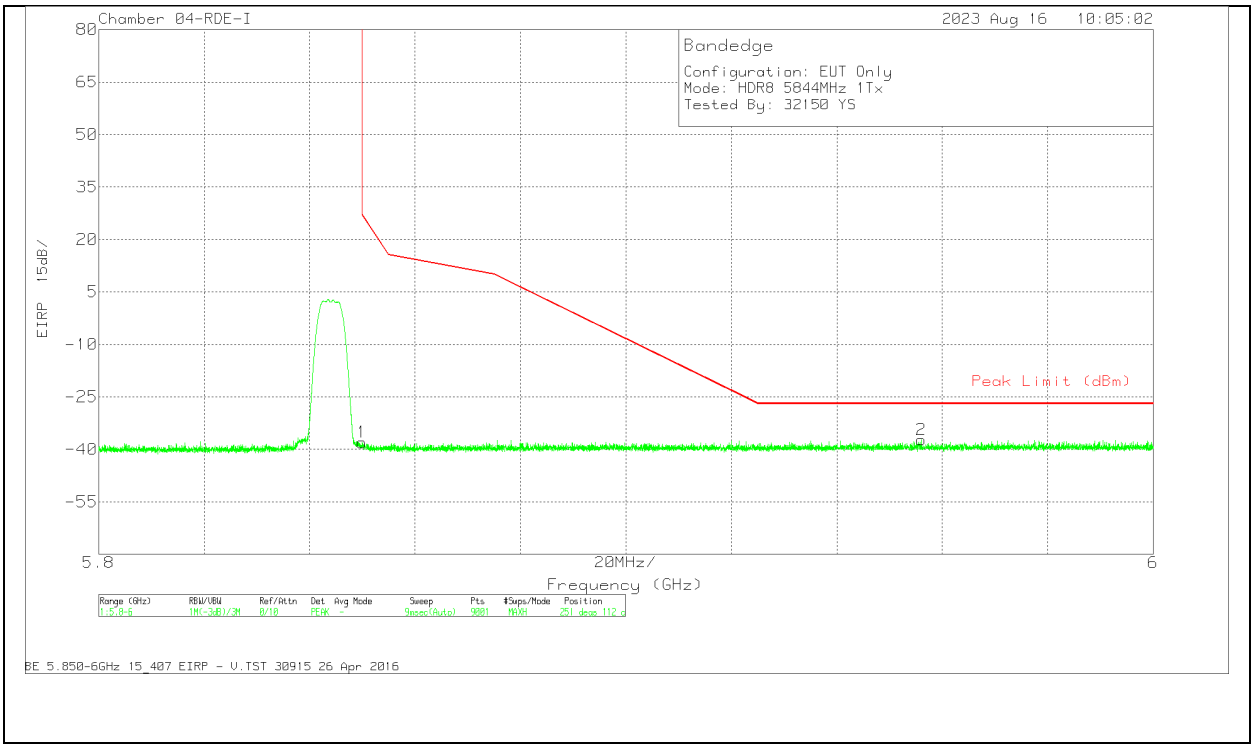

Marker	Frequency (GHz)	Meter Reading (dBm)	Det	84797 ACF (dB) - 3mH	Cbl/Amp (dB)	Conversion Factor (dB)	Corrected Reading EIRP	Peak Limit (dBm)	PK Margin (dB)	Azimuth (Degs)	Height (cm)	Polarity
1	5.85	-68.94	Pk	35	-15.9	11.8	-38.04	27	-65.04	251	112	V
2	5.956043	-68.78	Pk	35.3	-15.6	11.8	-37.28	-27	-10.28	251	112	V

Pk - Peak detector

UL VERIFICATION SERVICES INC.
47173 Benicia Street, Fremont, CA 94538; USA TEL:(510) 319-4000 FAX:(510) 661-0888
This report shall not be reproduced except in full, without the written approval of UL Verification Services Inc.

2TX Antenna 6 + Antenna 5 TXBF MODE

BANDEDGE (LOW CHANNEL)

HORIZONTAL RESULT

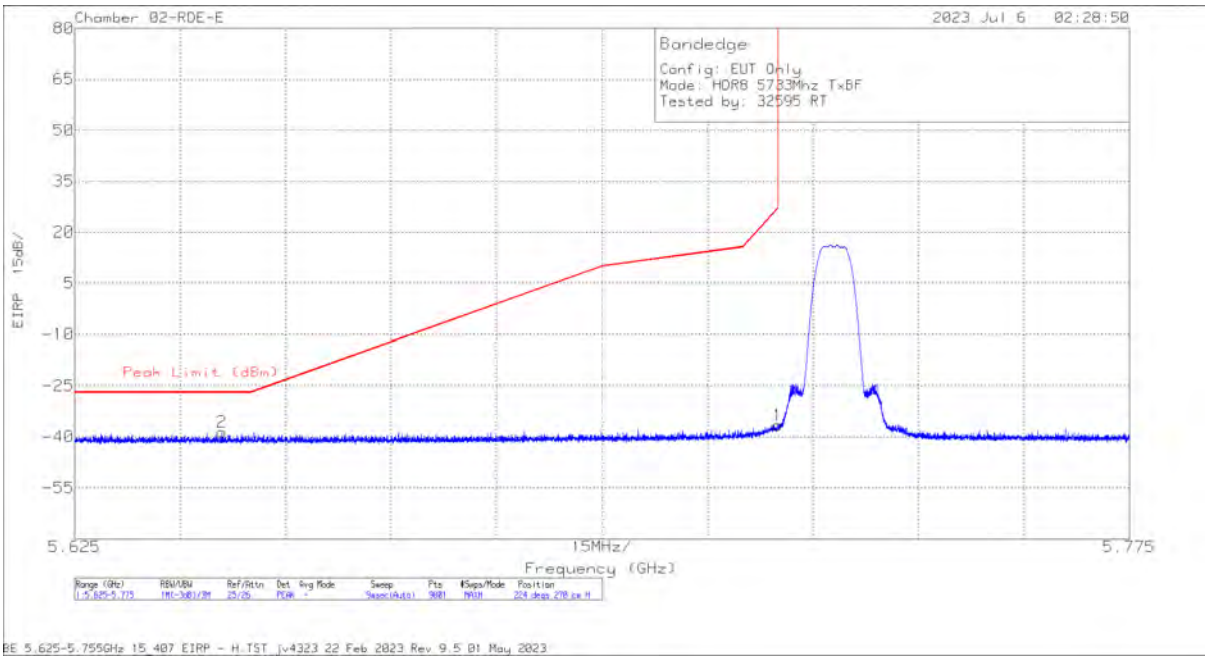

Marker	Frequency (GHz)	Meter Reading (dBm)	Det	206807 ACF (dB/m)	Conversion Factor (dB)	DCCF (dB)	Gain/Loss (dB)	Corrected Reading EIRP	Peak Limit (dBm)	PK Margin (dB)	Azimuth (Degs)	Height (cm)	Polarity
2	5.645967	-47.88	Pk	34.5	11.8	0	-37.07	-38.65	-27	-11.65	224	270	H
1	5.725	-46.13	Pk	34.6	11.8	0	-36.76	-36.49	27	-63.49	224	270	H

Pk - Peak detector

UL VERIFICATION SERVICES INC.
47173 Benicia Street, Fremont, CA 94538; USA TEL:(510) 319-4000 FAX:(510) 661-0888
This report shall not be reproduced except in full, without the written approval of UL Verification Services Inc.

VERTICAL RESULT

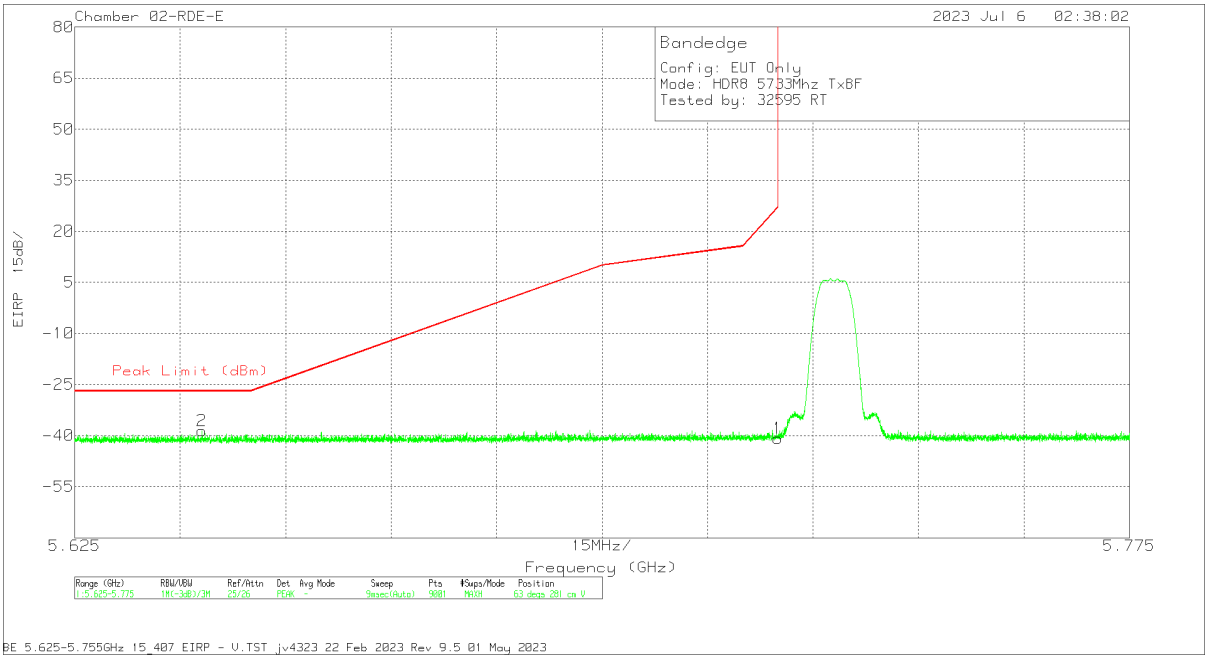

Marker	Frequency (GHz)	Meter Reading (dBm)	Det	206807 ACF (dB/m)	Conversion Factor (dB)	DCCF (dB)	Gain/Loss (dB)	Corrected Reading EIRP	Peak Limit (dBm)	PK Margin (dB)	Azimuth (Degs)	Height (cm)	Polarity
2	5.6431	-47.85	Pk	34.5	11.8	0	-37.06	-38.61	-27	-11.61	63	281	V
1	5.725	-50.38	Pk	34.6	11.8	0	-36.76	-40.74	27	-67.74	63	281	V

Pk - Peak detector

UL VERIFICATION SERVICES INC.
47173 Benicia Street, Fremont, CA 94538; USA TEL:(510) 319-4000 FAX:(510) 661-0888
This report shall not be reproduced except in full, without the written approval of UL Verification Services Inc.

BANDEDGE (HIGH CHANNEL)

HORIZONTAL RESULT

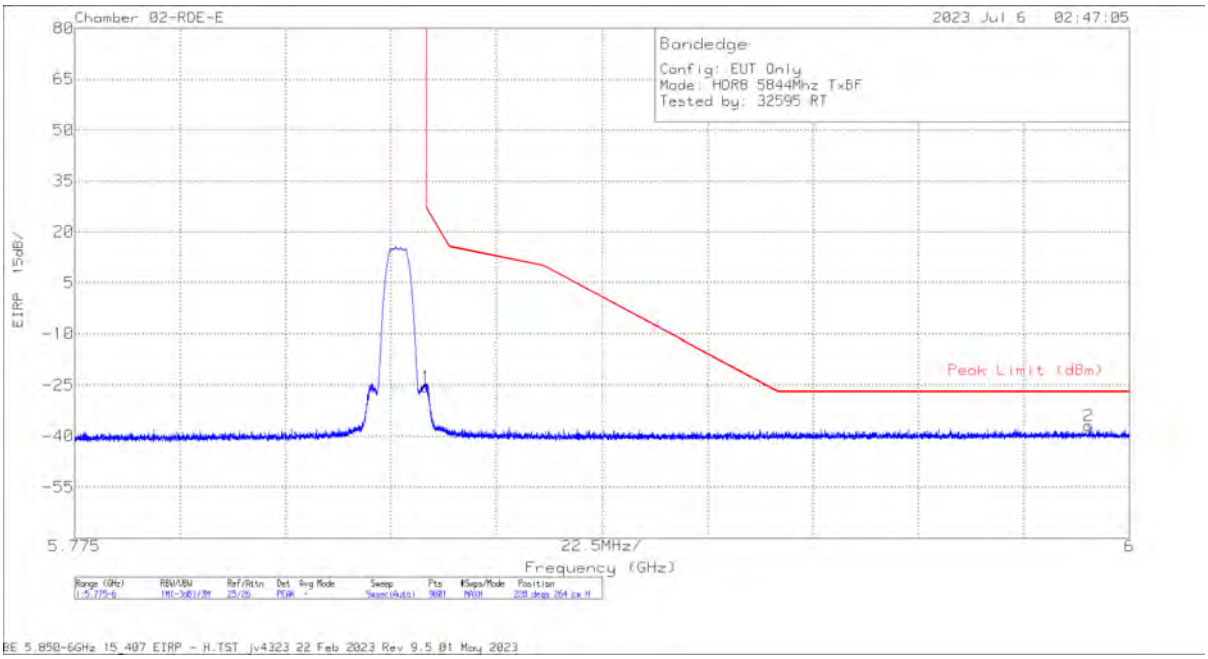

Marker	Frequency (GHz)	Meter Reading (dBm)	Det	206807 ACF (dB/m)	Conversion Factor (dB)	DCCF (dB)	Gain/Loss (dB)	Corrected Reading EIRP	Peak Limit (dBm)	PK Margin (dB)	Azimuth (Degs)	Height (cm)	Polarity
1	5.85	-35.9	Pk	34.9	11.8	0	-36.3	-25.5	27	-52.5	228	264	H
2	5.991275	-48.22	Pk	35.2	11.8	0	-35.75	-36.97	-27	-9.97	228	264	H

Pk - Peak detector

UL VERIFICATION SERVICES INC.
47173 Benicia Street, Fremont, CA 94538; USA TEL:(510) 319-4000 FAX:(510) 661-0888
This report shall not be reproduced except in full, without the written approval of UL Verification Services Inc.

VERTICAL RESULT

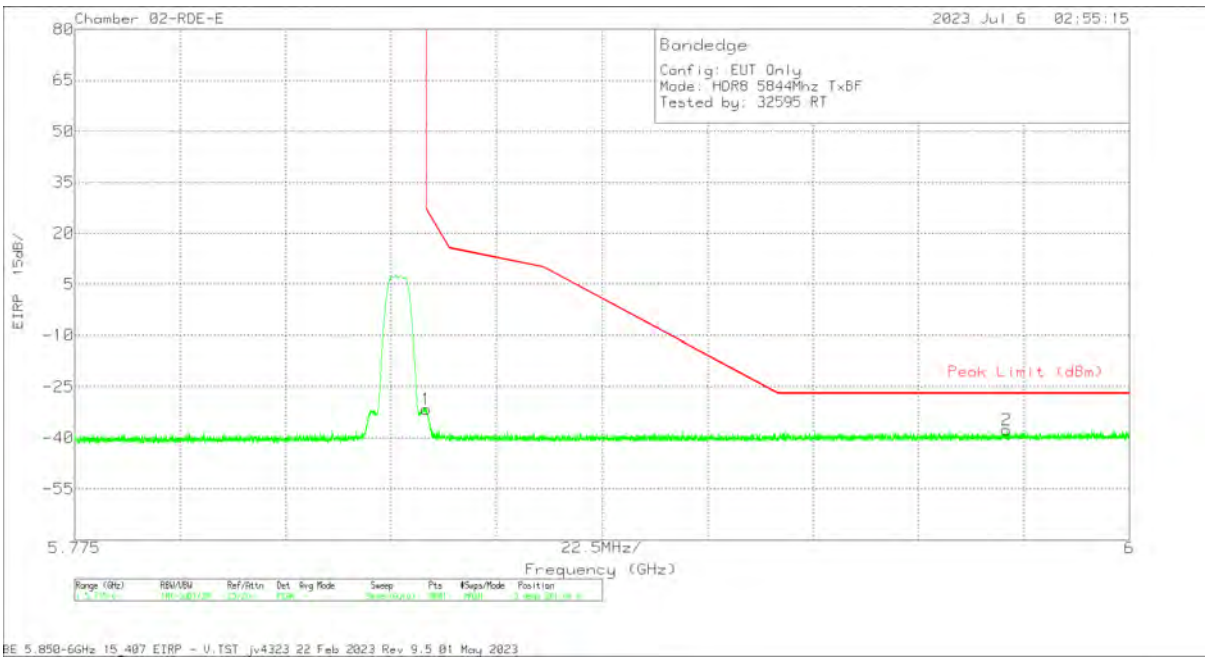

Marker	Frequency (GHz)	Meter Reading (dBm)	Det	206807 ACF (dB/m)	Conversion Factor (dB)	DCCF (dB)	Gain/Loss (dB)	Corrected Reading EIRP	Peak Limit (dBm)	PK Margin (dB)	Azimuth (Degs)	Height (cm)	Polarity
1	5.85	-42.04	Pk	34.9	11.8	0	-36.3	-31.64	27	-58.64	3	261	V
2	5.9738	-48.74	Pk	35.2	11.8	0	-35.88	-37.62	-27	-10.62	3	261	V

Pk - Peak detector

UL VERIFICATION SERVICES INC.
47173 Benicia Street, Fremont, CA 94538; USA TEL:(510) 319-4000 FAX:(510) 661-0888
This report shall not be reproduced except in full, without the written approval of UL Verification Services Inc.

10.1.22 HDR8, High Power UNII-3 HARMONIC AND SPURIOUS IN THE 5.8 GHz BAND

LOW CHANNEL 5733MHz

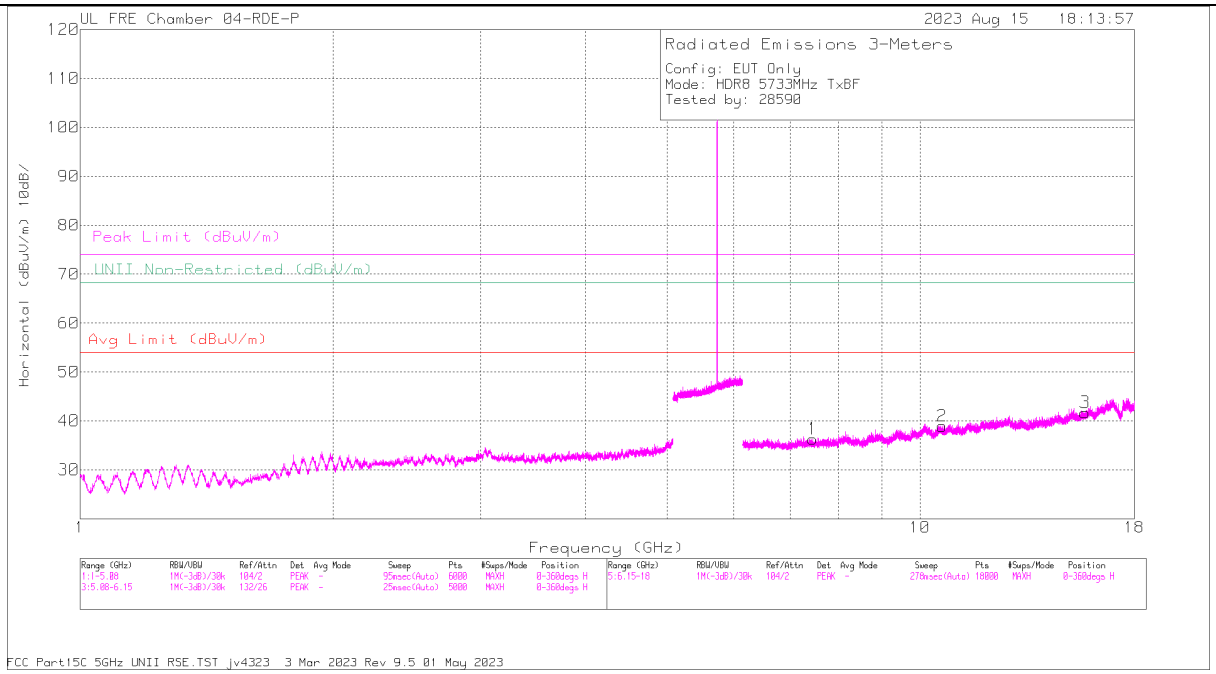

HORIZONTAL

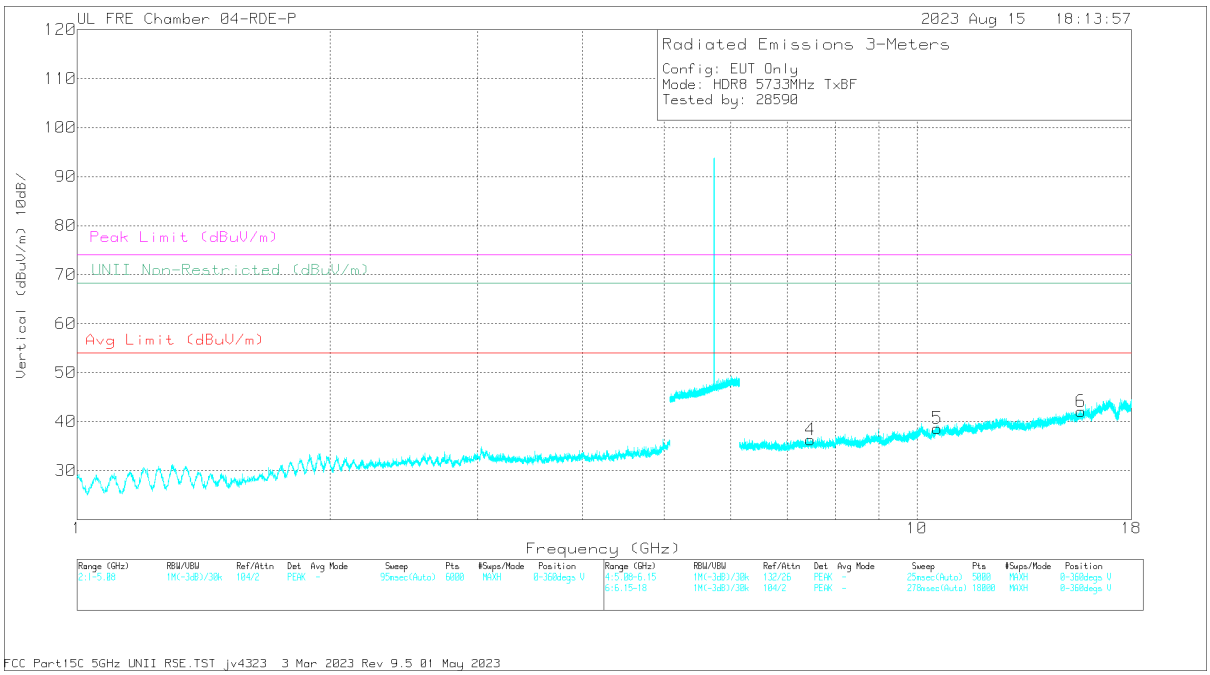

VERTICAL

UL VERIFICATION SERVICES INC.
47173 Benicia Street, Fremont, CA 94538; USA TEL:(510) 319-4000 FAX:(510) 661-0888
This report shall not be reproduced except in full, without the written approval of UL Verification Services Inc.

RADIATED EMISSIONS

Marker	Frequency (GHz)	Meter Reading (dBuV)	Det	222740 ACF(dB) - 3mH	Gain/Loss (dB)	Corrected Reading (dBuV/m)	Avg Limit (dBuV/m)	Margin (dB)	Peak Limit (dBuV/m)	PK Margin (dB)	UNII Non-Restricted (dBuV/m)	PK Margin (dB)	Azimuth (Degs)	Height (cm)	Polarity
1	* 7.459611	56.4	PK-U	35.7	-45.31	46.79	-	-	74	-27.21	-	-	360	100	H
	* 7.460634	44.19	ADR	35.7	-45.34	34.55	54	-19.45	-	-	-	-	360	100	H
2	* 10.629288	55.24	PK-U	37.4	-44.32	48.32	-	-	74	-25.68	-	-	360	100	H
	* 10.631336	43.76	ADR	37.4	-44.38	36.78	54	-17.22	-	-	-	-	360	100	H
3	* 15.723388	54.91	PK-U	40.4	-43.22	52.09	-	-	74	-21.91	-	-	360	100	H
	* 15.723903	42.85	ADR	40.4	-43.22	40.03	54	-13.97	-	-	-	-	360	100	H
4	* 7.464304	56.22	PK-U	35.7	-45.47	46.45	-	-	74	-27.55	-	-	360	201	V
	* 7.462475	44.25	ADR	35.7	-45.4	34.55	54	-19.45	-	-	-	-	360	201	V
5	* 15.686268	54.63	PK-U	40.3	-43.03	51.9	-	-	74	-22.1	-	-	360	200	V
	* 15.685311	42.87	ADR	40.3	-43.01	40.16	54	-13.84	-	-	-	-	360	200	V
6	10.571017	55.33	PK-U	37.4	-44.3	48.43	-	-	-	-	68.2	-19.77	360	200	V

* - indicates frequency in CFR47 Pt 15 / IC RSS-Restricted Band
PK-U - U-NII: Maximum Peak
ADR - U-NII AD primary method, RMS average

UL VERIFICATION SERVICES INC.
47173 Benicia Street, Fremont, CA 94538; USA TEL:(510) 319-4000 FAX:(510) 661-0888
This report shall not be reproduced except in full, without the written approval of UL Verification Services Inc.

MID CHANNEL 5788MHz

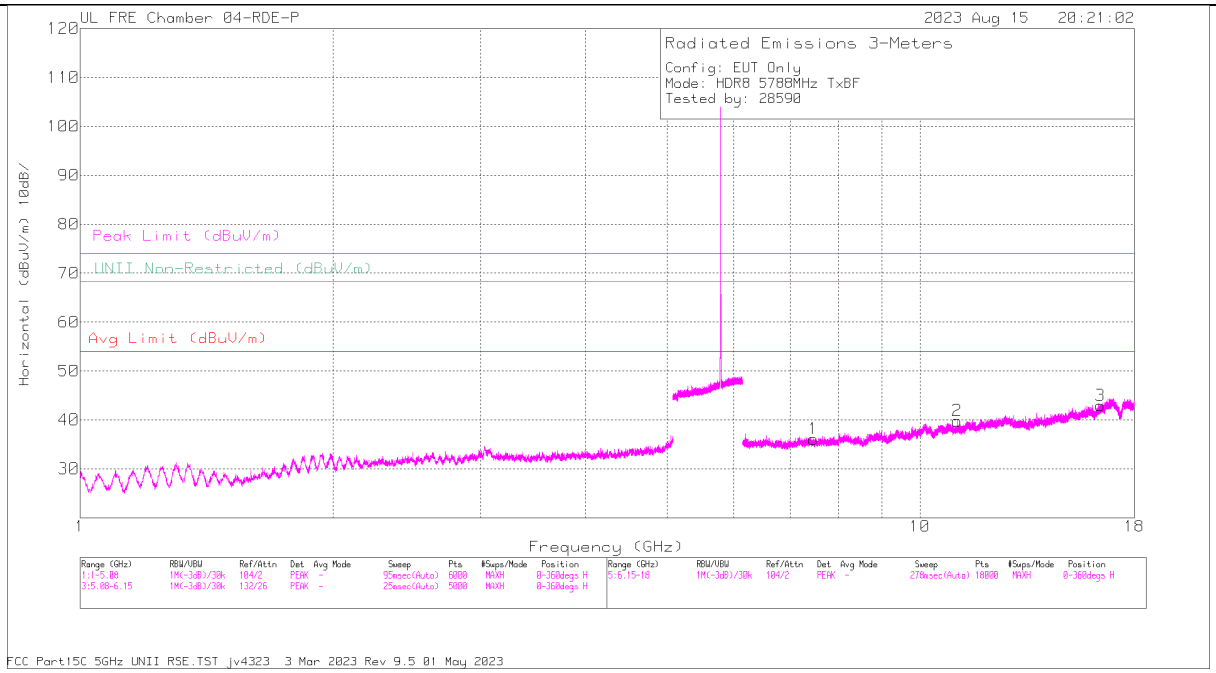

HORIZONTAL

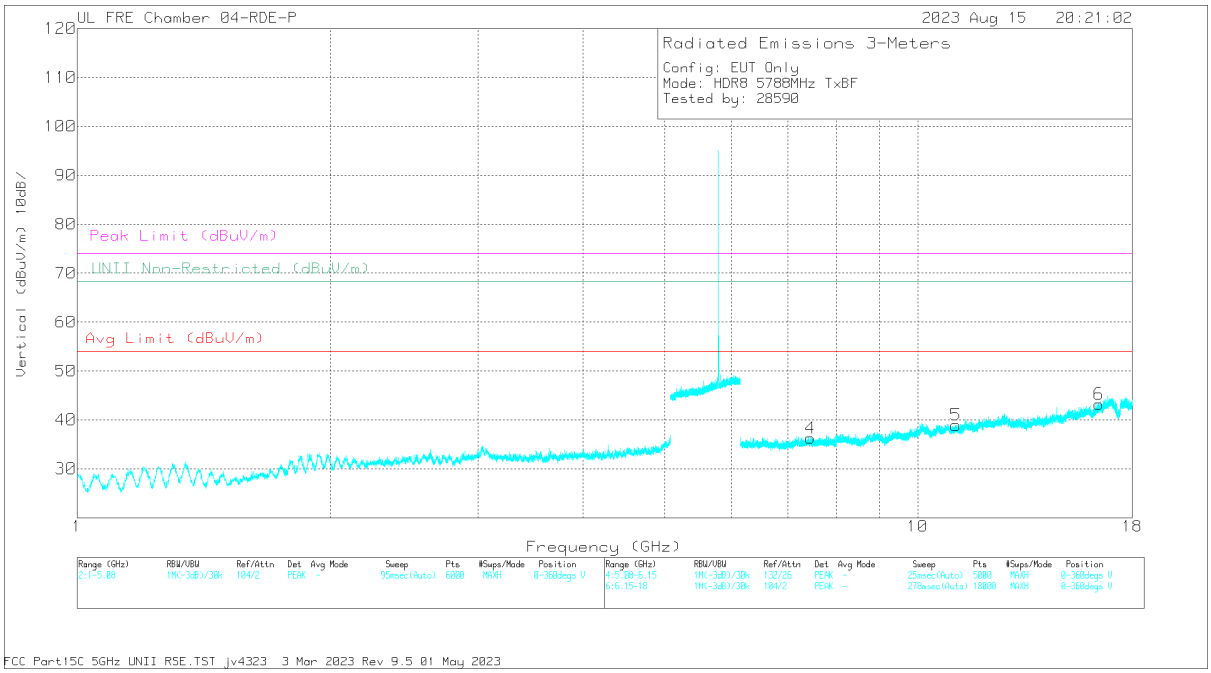

VERTICAL

UL VERIFICATION SERVICES INC.
47173 Benicia Street, Fremont, CA 94538; USA TEL:(510) 319-4000 FAX:(510) 661-0888
This report shall not be reproduced except in full, without the written approval of UL Verification Services Inc.

RADIATED EMISSIONS

Marker	Frequency (GHz)	Meter Reading (dBuV)	Det	222740 ACF(dB) - 3mH	Gain/Loss (dB)	Corrected Reading (dBuV/m)	Avg Limit (dBuV/m)	Margin (dB)	Peak Limit (dBuV/m)	PK Margin (dB)	UNII Non-Restricted (dBuV/m)	PK Margin (dB)	Azimuth (Degs)	Height (cm)	Polarity
1	* 7.46203	55.83	PK-U	35.7	-45.35	46.18	-	-	74	-27.82	-	-	360	100	H
	* 7.461896	44.43	ADR	35.7	-45.35	34.78	54	-19.22	-	-	-	-	360	100	H
2	* 11.067571	54.12	PK-U	37.7	-43.22	48.6	-	-	74	-25.4	-	-	360	100	H
	* 11.070083	42.77	ADR	37.7	-43.23	37.24	54	-16.76	-	-	-	-	360	100	H
4	* 7.454282	56.01	PK-U	35.7	-45.29	46.42	-	-	74	-27.58	-	-	360	201	V
	* 7.455618	44.11	ADR	35.7	-45.27	34.54	54	-19.46	-	-	-	-	360	201	V
5	* 11.102383	54.48	PK-U	37.7	-43.06	49.12	-	-	74	-24.88	-	-	360	200	V
	* 11.105169	42.72	ADR	37.7	-43.03	37.39	54	-16.61	-	-	-	-	360	200	V
3	16.407793	53.58	PK-U	41.3	-42.52	52.36	-	-	-	-	68.2	-15.84	360	100	H
6	16.433435	53.88	PK-U	41.3	-42.36	52.82	-	-	-	-	68.2	-15.38	360	200	V

* - indicates frequency in CFR47 Pt 15 / IC RSS-Restricted Band
PK-U - U-NII: Maximum Peak

UL VERIFICATION SERVICES INC.
47173 Benicia Street, Fremont, CA 94538; USA TEL:(510) 319-4000 FAX:(510) 661-0888
This report shall not be reproduced except in full, without the written approval of UL Verification Services Inc.

HIGH CHANNEL 5844MHz

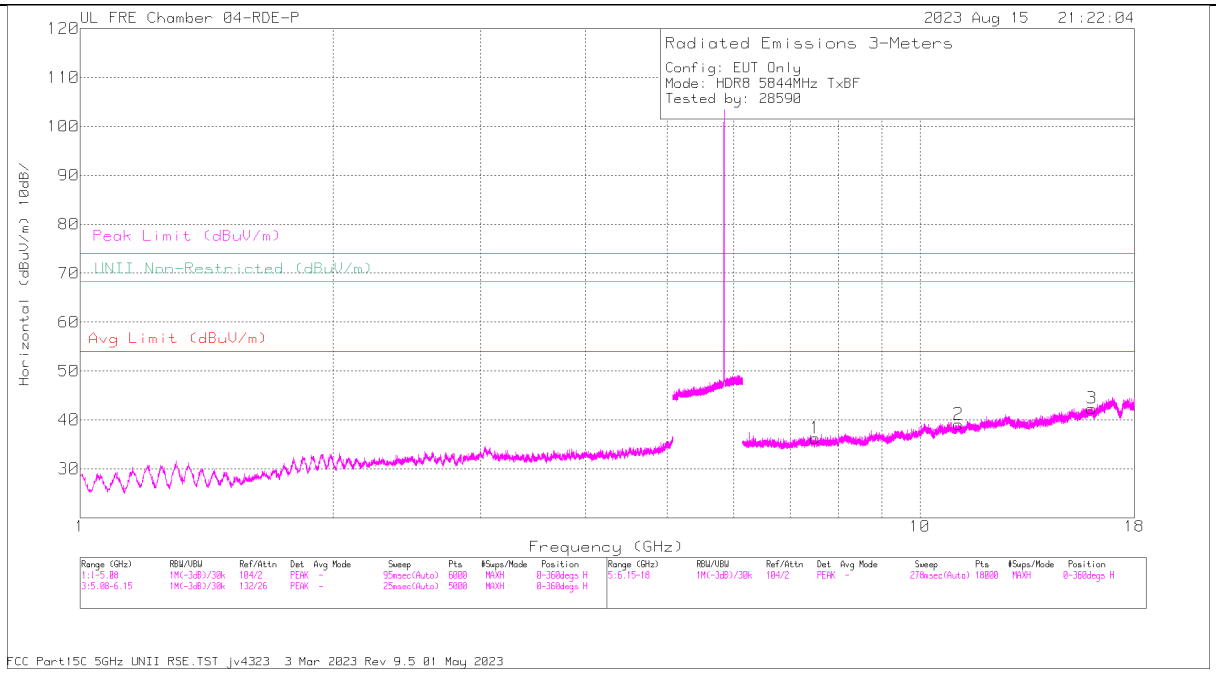

HORIZONTAL

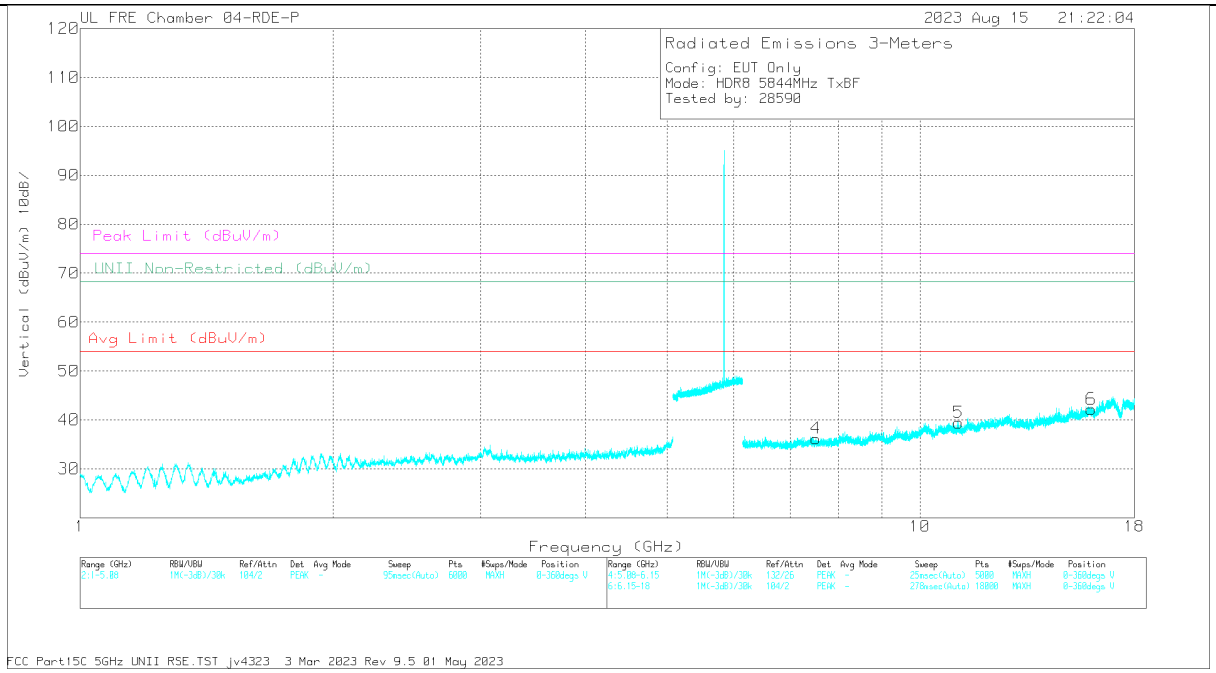

VERTICAL

UL VERIFICATION SERVICES INC.
47173 Benicia Street, Fremont, CA 94538; USA TEL:(510) 319-4000 FAX:(510) 661-0888
This report shall not be reproduced except in full, without the written approval of UL Verification Services Inc.

RADIATED EMISSIONS

Marker	Frequency (GHz)	Meter Reading (dBuV)	Det	222740 ACF(dB) - 3mH	Gain/Loss (dB)	Corrected Reading (dBuV/m)	Avg Limit (dBuV/m)	Margin (dB)	Peak Limit (dBuV/m)	PK Margin (dB)	Azimuth (Degs)	Height (cm)	Polarity
1	* 7.503979	56.3	PK-U	35.6	-45.79	46.11	-	-	74	-27.89	360	100	H
	* 7.50442	44.55	ADR	35.6	-45.79	34.36	54	-19.64	-	-	360	100	H
2	* 11.11788	54.16	PK-U	37.7	-43.04	48.82	-	-	74	-25.18	360	100	H
	* 11.117991	42.64	ADR	37.7	-43.04	37.3	54	-16.7	-	-	360	100	H
3	* 16.018656	53.98	PK-U	40.7	-42.88	51.8	-	-	74	-22.2	360	100	H
	* 16.018239	42.39	ADR	40.7	-42.87	40.22	54	-13.78	-	-	360	100	H
4	* 7.518406	57.14	PK-U	35.6	-45.77	46.97	-	-	74	-27.03	360	201	V
	* 7.519589	44.78	ADR	35.6	-45.84	34.54	54	-19.46	-	-	360	201	V
5	* 11.114101	54.15	PK-U	37.7	-43.01	48.84	-	-	74	-25.16	360	200	V
	* 11.113976	42.66	ADR	37.7	-43.01	37.35	54	-16.65	-	-	360	200	V
6	* 15.994049	54.25	PK-U	40.7	-43.04	51.91	-	-	74	-22.09	360	200	V
	* 15.993333	42.93	ADR	40.7	-43.04	40.59	54	-13.41	-	-	360	200	V

* - indicates frequency in CFR47 Pt 15 / IC RSS-Restricted Band
PK-U - U-NII: Maximum Peak
ADR - U-NII AD primary method, RMS average

UL VERIFICATION SERVICES INC.
47173 Benicia Street, Fremont, CA 94538; USA TEL:(510) 319-4000 FAX:(510) 661-0888
This report shall not be reproduced except in full, without the written approval of UL Verification Services Inc.

10.1.23 HDR8, LOW POWER UNII-3 BANDEDGE

ANT 6

BANDEDGE (LOW CHANNEL)

HORIZONTAL RESULT

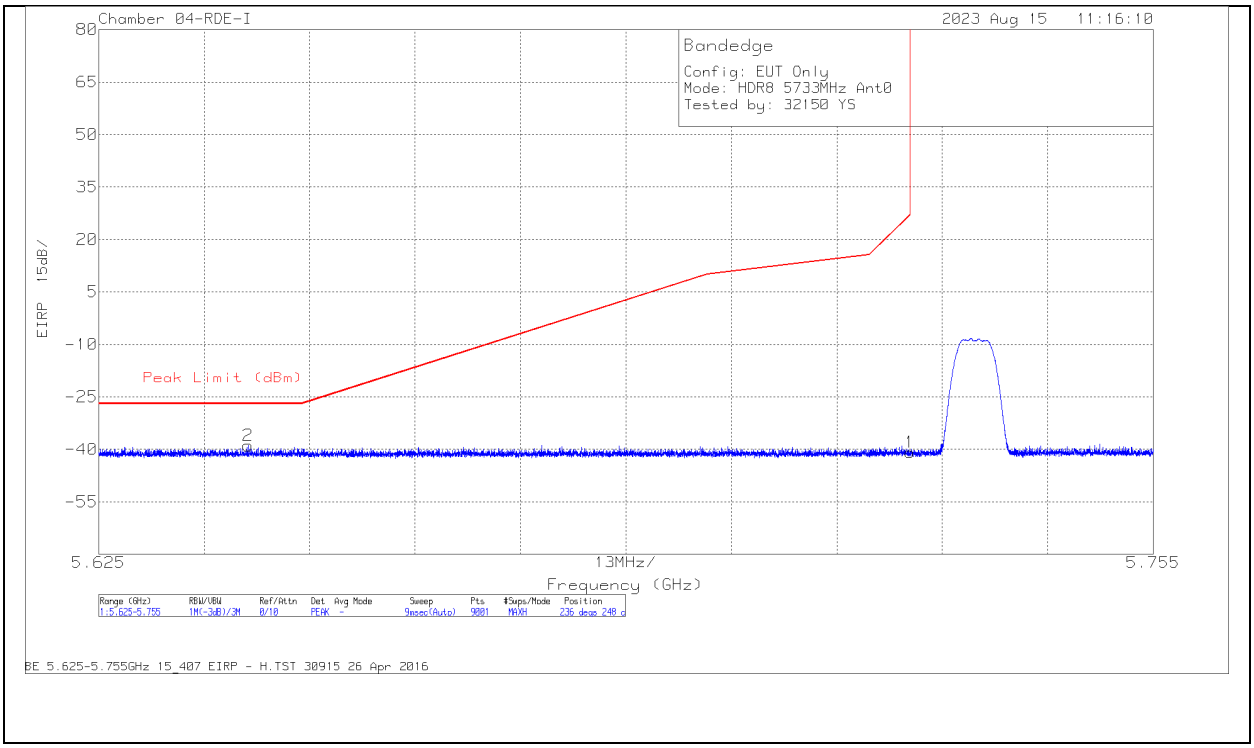

Marker	Frequency (GHz)	Meter Reading (dBm)	Det	84797 ACF (dB) - 3mH	Cbl/Amp (dB)	Conversion Factor (dB)	Corrected Reading EIRP	Peak Limit (dBm)	PK Margin (dB)	Azimuth (Degs)	Height (cm)	Polarity
1	5.725	-70.86	Pk	34.9	-16.7	11.8	-40.86	27	-67.86	236	248	H
2	5.643431	-68.71	Pk	34.9	-16.9	11.8	-38.91	-27	-11.91	236	248	H

Pk - Peak detector

UL VERIFICATION SERVICES INC.
47173 Benicia Street, Fremont, CA 94538; USA TEL:(510) 319-4000 FAX:(510) 661-0888
This report shall not be reproduced except in full, without the written approval of UL Verification Services Inc.

VERTICAL RESULT

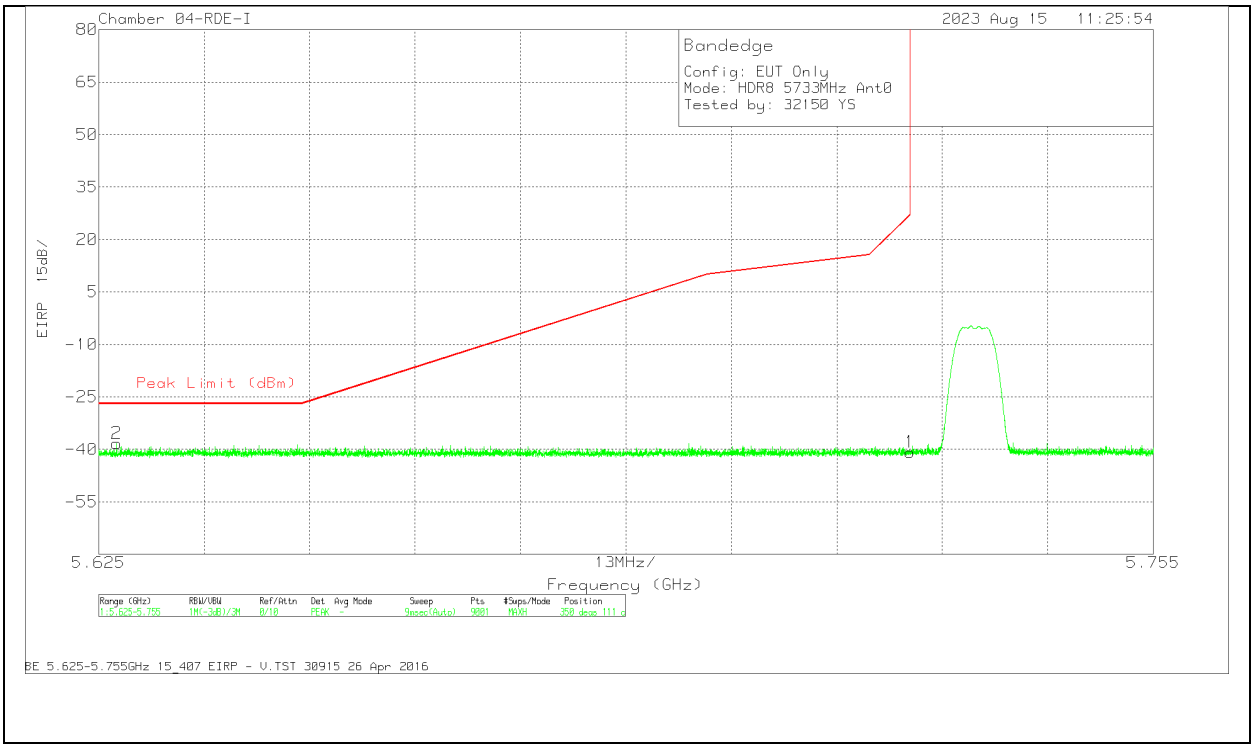

Marker	Frequency (GHz)	Meter Reading (dBm)	Det	84797 ACF (dB) - 3mH	Cbl/Amp (dB)	Conversion Factor (dB)	Corrected Reading EIRP	Peak Limit (dBm)	PK Margin (dB)	Azimuth (Degs)	Height (cm)	Polarity
1	5.725	-70.83	Pk	34.9	-16.7	11.8	-40.83	27	-67.83	350	111	V
2	5.627224	-68.06	Pk	34.9	-16.9	11.8	-38.26	-27	-11.26	350	111	V

Pk - Peak detector

UL VERIFICATION SERVICES INC.
47173 Benicia Street, Fremont, CA 94538; USA TEL:(510) 319-4000 FAX:(510) 661-0888
This report shall not be reproduced except in full, without the written approval of UL Verification Services Inc.

BANDEDGE (HIGH CHANNEL)

HORIZONTAL RESULT

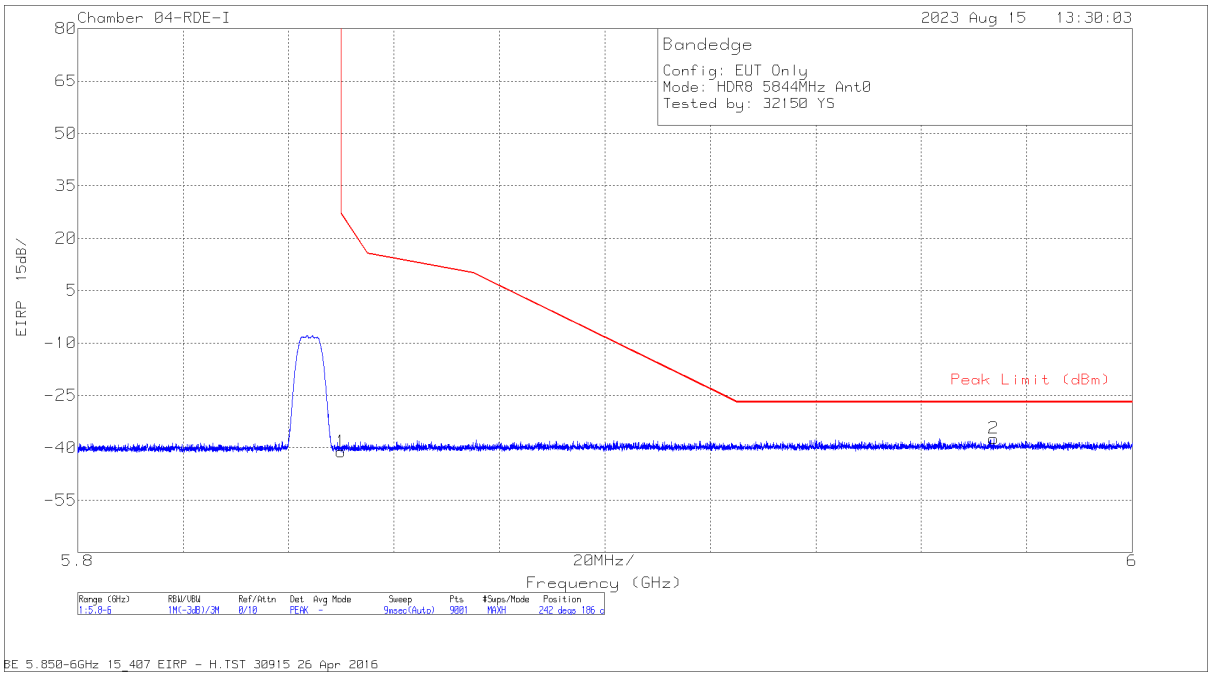

Marker	Frequency (GHz)	Meter Reading (dBm)	Det	84797 ACF (dB) - 3mH	Cbl/Amp (dB)	Conversion Factor (dB)	Corrected Reading EIRP	Peak Limit (dBm)	PK Margin (dB)	Azimuth (Degs)	Height (cm)	Polarity
1	5.85	-72.02	Pk	35	-15.9	11.8	-41.12	27	-68.12	242	186	H
2	5.973709	-68.73	Pk	35.3	-15.7	11.8	-37.33	-27	-10.33	242	186	H

Pk - Peak detector

UL VERIFICATION SERVICES INC.
47173 Benicia Street, Fremont, CA 94538; USA TEL:(510) 319-4000 FAX:(510) 661-0888
This report shall not be reproduced except in full, without the written approval of UL Verification Services Inc.

VERTICAL RESULT

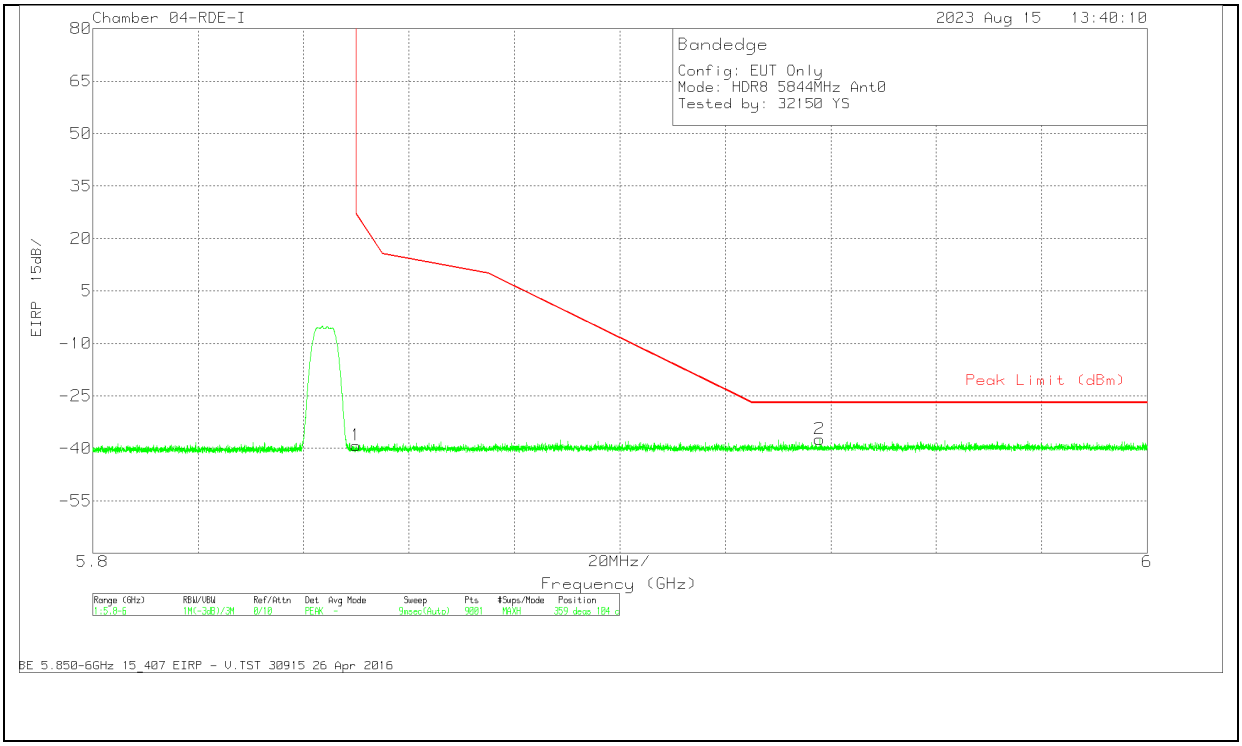

Marker	Frequency (GHz)	Meter Reading (dBm)	Det	84797 ACF (dB) - 3mH	Cbl/Amp (dB)	Conversion Factor (dB)	Corrected Reading EIRP	Peak Limit (dBm)	PK Margin (dB)	Azimuth (Degs)	Height (cm)	Polarity
1	5.85	-70.05	Pk	35	-15.9	11.8	-39.15	27	-66.15	359	104	V
2	5.937865	-68.84	Pk	35.2	-15.5	11.8	-37.34	-27	-10.34	359	104	V

Pk - Peak detector

UL VERIFICATION SERVICES INC.
47173 Benicia Street, Fremont, CA 94538; USA TEL:(510) 319-4000 FAX:(510) 661-0888
This report shall not be reproduced except in full, without the written approval of UL Verification Services Inc.

ANT 5

BANDEDGE (LOW CHANNEL)

HORIZONTAL RESULT

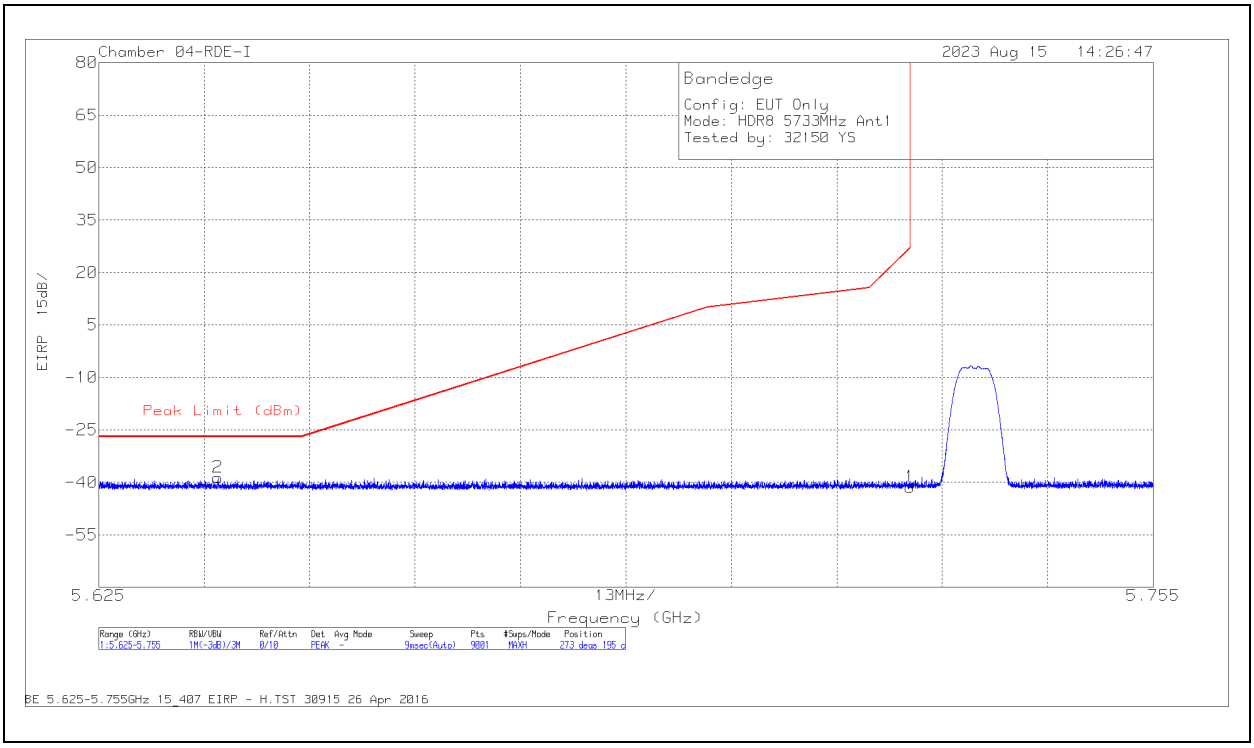

Marker	Frequency (GHz)	Meter Reading (dBm)	Det	84797 ACF (dB) - 3mH	Cbl/Amp (dB)	Conversion Factor (dB)	Corrected Reading EIRP	Peak Limit (dBm)	PK Margin (dB)	Azimuth (Degs)	Height (cm)	Polarity
1	5.725	-71.25	Pk	34.9	-16.7	11.8	-41.25	27	-68.25	273	195	H
2	5.639704	-68.49	Pk	34.9	-16.8	11.8	-38.59	-27	-11.59	273	195	H

Pk - Peak detector

UL VERIFICATION SERVICES INC.
47173 Benicia Street, Fremont, CA 94538; USA TEL:(510) 319-4000 FAX:(510) 661-0888
This report shall not be reproduced except in full, without the written approval of UL Verification Services Inc.

VERTICAL RESULT

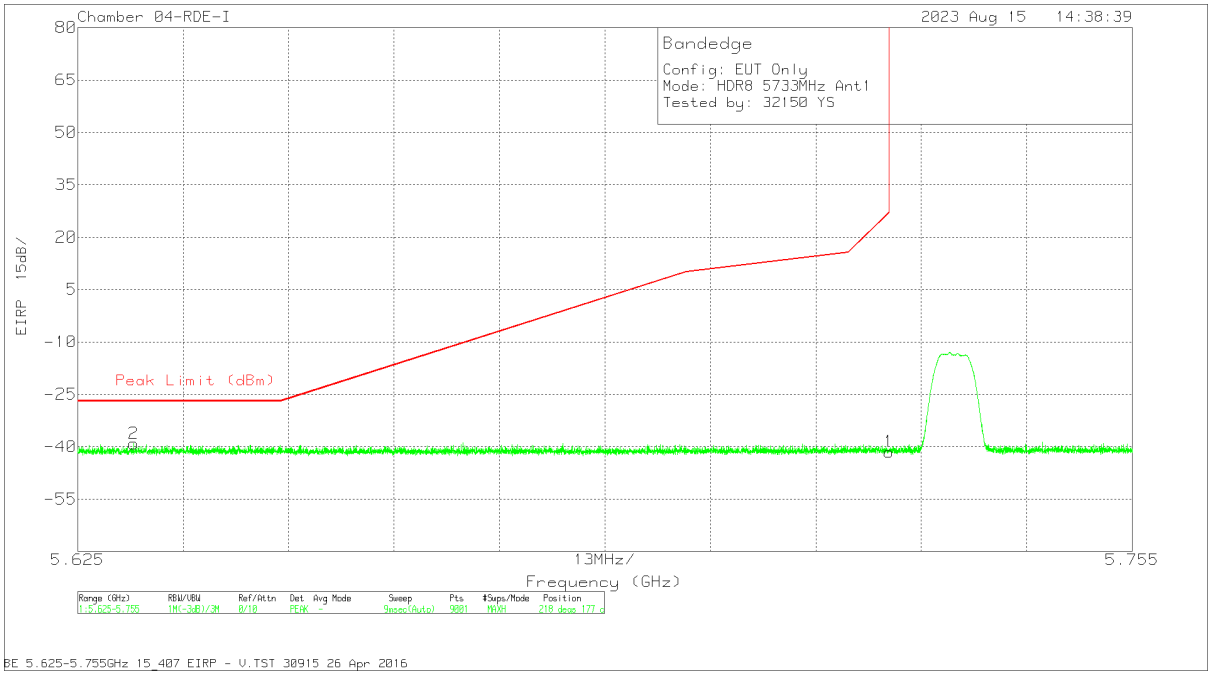

Marker	Frequency (GHz)	Meter Reading (dBm)	Det	84797 ACF (dB) - 3mH	Cbl/Amp (dB)	Conversion Factor (dB)	Corrected Reading EIRP	Peak Limit (dBm)	PK Margin (dB)	Azimuth (Degs)	Height (cm)	Polarity
1	5.725	-71.48	Pk	34.9	-16.7	11.8	-41.48	27	-68.48	218	177	V
2	5.631904	-69.01	Pk	34.9	-16.8	11.8	-39.11	-27	-12.11	218	177	V

Pk - Peak detector

UL VERIFICATION SERVICES INC.
47173 Benicia Street, Fremont, CA 94538; USA TEL:(510) 319-4000 FAX:(510) 661-0888
This report shall not be reproduced except in full, without the written approval of UL Verification Services Inc.

BANDEDGE (HIGH CHANNEL)

HORIZONTAL RESULT

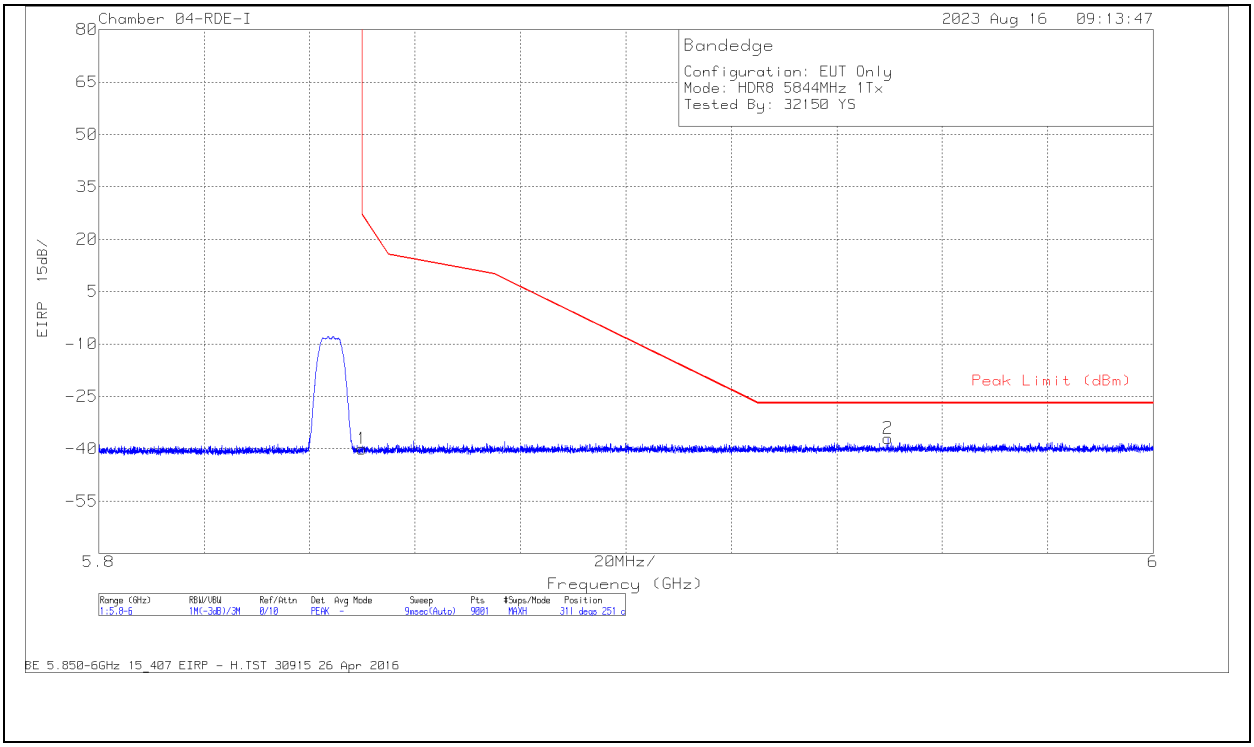

Marker	Frequency (GHz)	Meter Reading (dBm)	Det	84797 ACF (dB) - 3mH	Cbl/Amp (dB)	Conversion Factor (dB)	Corrected Reading EIRP	Peak Limit (dBm)	PK Margin (dB)	Azimuth (Degs)	Height (cm)	Polarity
1	5.85	-70.89	Pk	35	-15.9	11.8	-39.99	27	-66.99	311	251	H
2	5.949665	-68.5	Pk	35.3	-15.6	11.8	-37	-27	-10	311	251	H

Pk - Peak detector

UL VERIFICATION SERVICES INC.
47173 Benicia Street, Fremont, CA 94538; USA TEL:(510) 319-4000 FAX:(510) 661-0888
This report shall not be reproduced except in full, without the written approval of UL Verification Services Inc.

VERTICAL RESULT

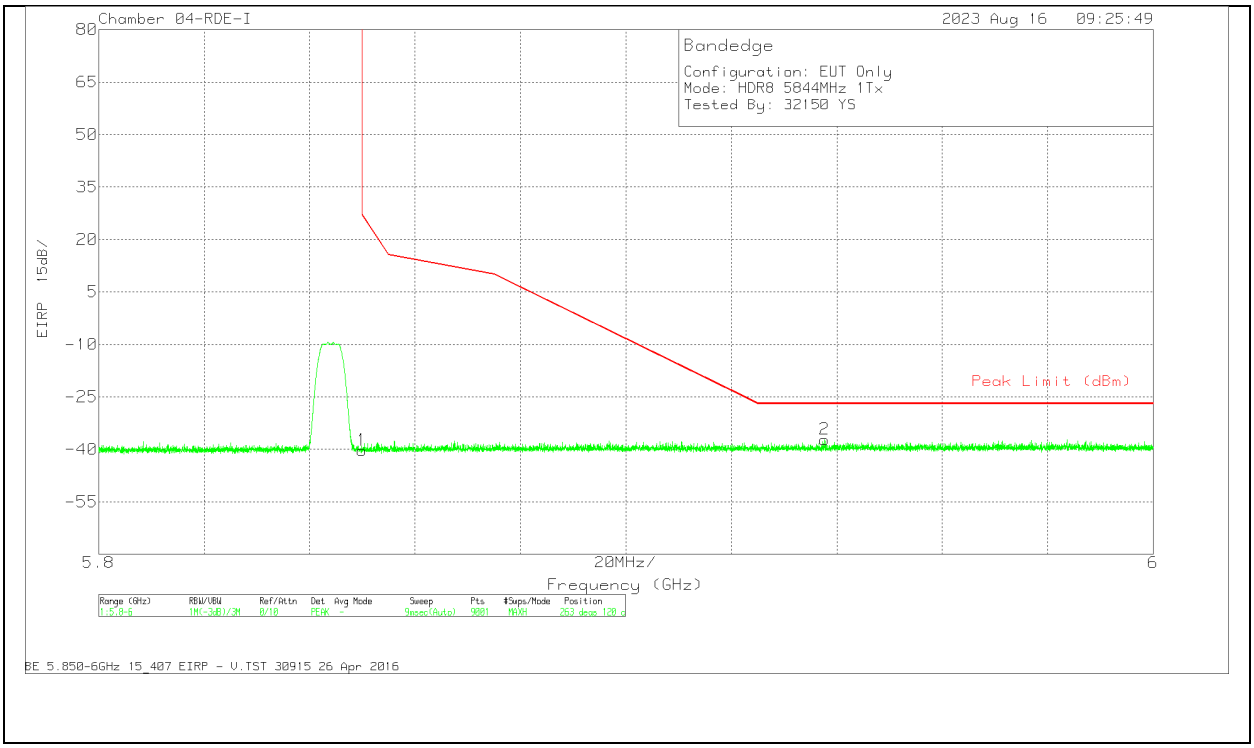

Marker	Frequency (GHz)	Meter Reading (dBm)	Det	84797 ACF (dB) - 3mH	Cbl/Amp (dB)	Conversion Factor (dB)	Corrected Reading EIRP	Peak Limit (dBm)	PK Margin (dB)	Azimuth (Degs)	Height (cm)	Polarity
1	5.85	-71.16	Pk	35	-15.9	11.8	-40.26	27	-67.26	263	120	V
2	5.937643	-68.66	Pk	35.2	-15.5	11.8	-37.16	-27	-10.16	263	120	V

Pk - Peak detector

UL VERIFICATION SERVICES INC.
47173 Benicia Street, Fremont, CA 94538; USA TEL:(510) 319-4000 FAX:(510) 661-0888
This report shall not be reproduced except in full, without the written approval of UL Verification Services Inc.

2TX Antenna 6 + Antenna 5 TXBF MODE

BANDEDGE (LOW CHANNEL)

HORIZONTAL RESULT

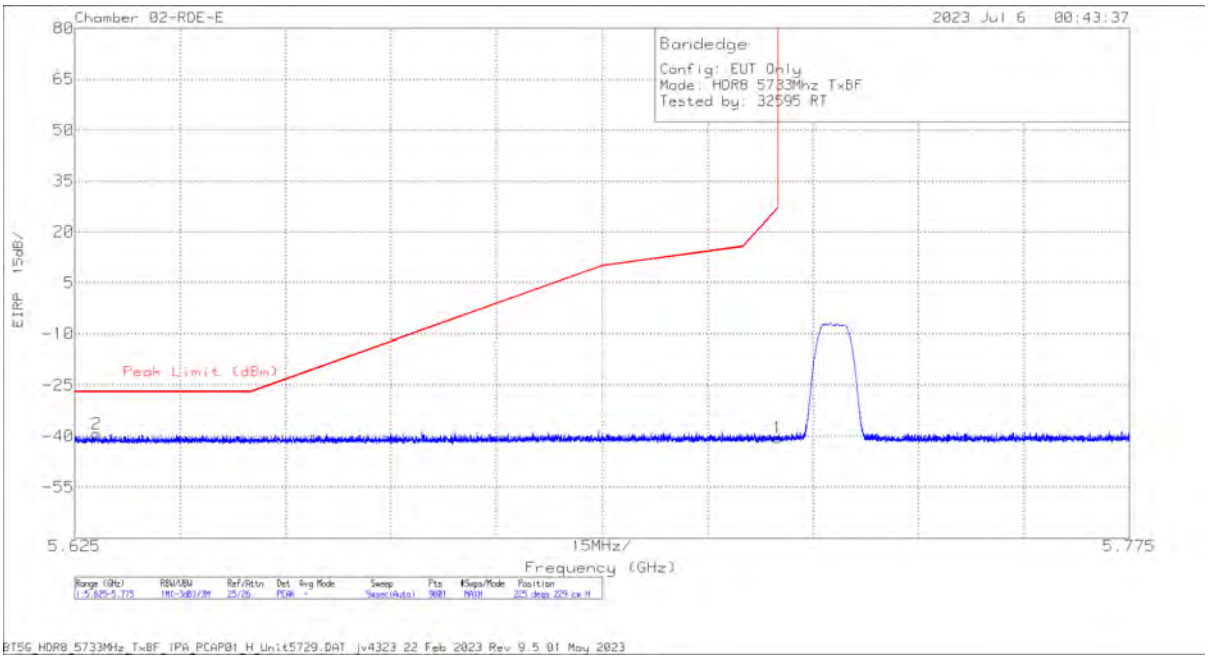

Marker	Frequency (GHz)	Meter Reading (dBm)	Det	206807 ACF (dB/m)	Conversion Factor (dB)	DCCF (dB)	Gain/Loss (dB)	Corrected Reading EIRP	Peak Limit (dBm)	PK Margin (dB)	Azimuth (Degs)	Height (cm)	Polarity
2	5.628083	-48.62	Pk	34.5	11.8	0	-37.08	-39.4	-27	-12.4	225	229	H
1	5.725	-50.13	Pk	34.6	11.8	0	-36.76	-40.49	27	-67.49	225	229	H

Pk - Peak detector

UL VERIFICATION SERVICES INC.
47173 Benicia Street, Fremont, CA 94538; USA TEL:(510) 319-4000 FAX:(510) 661-0888
This report shall not be reproduced except in full, without the written approval of UL Verification Services Inc.

VERTICAL RESULT

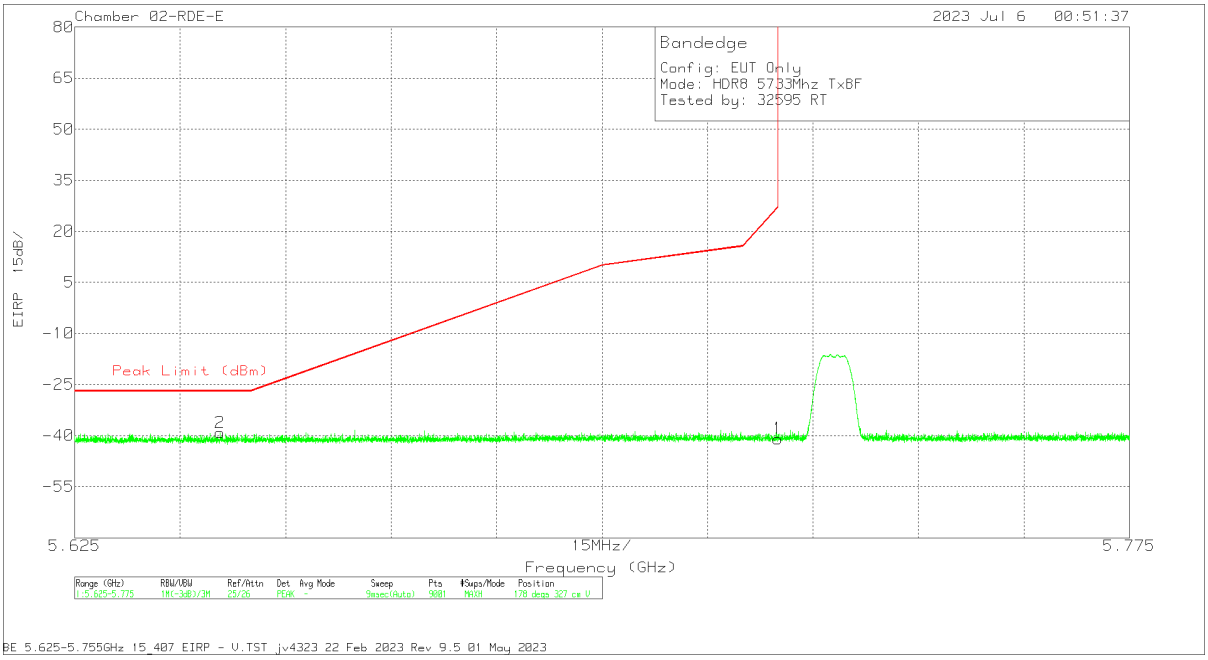

Marker	Frequency (GHz)	Meter Reading (dBm)	Det	206807 ACF (dB/m)	Conversion Factor (dB)	DCCF (dB)	Gain/Loss (dB)	Corrected Reading EIRP	Peak Limit (dBm)	PK Margin (dB)	Azimuth (Degs)	Height (cm)	Polarity
2	5.645684	-48.43	Pk	34.5	11.8	0	-37.07	-39.2	-27	-12.2	178	327	V
1	5.725	-50.53	Pk	34.6	11.8	0	-36.76	-40.89	27	-67.89	178	327	V

Pk - Peak detector

UL VERIFICATION SERVICES INC.
47173 Benicia Street, Fremont, CA 94538; USA TEL:(510) 319-4000 FAX:(510) 661-0888
This report shall not be reproduced except in full, without the written approval of UL Verification Services Inc.

BANDEDGE (HIGH CHANNEL)

HORIZONTAL RESULT

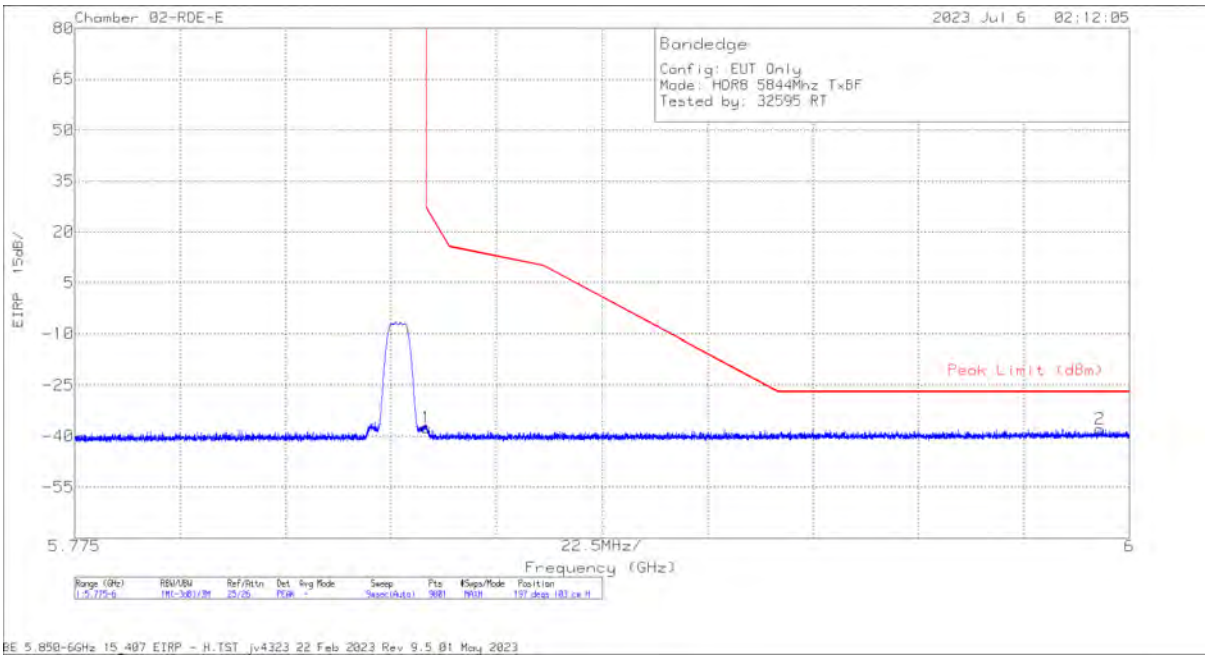

Marker	Frequency (GHz)	Meter Reading (dBm)	Det	206807 ACF (dB/m)	Conversion Factor (dB)	DCCF (dB)	Gain/Loss (dB)	Corrected Reading EIRP	Peak Limit (dBm)	PK Margin (dB)	Azimuth (Degs)	Height (cm)	Polarity
1	5.85	-47.93	Pk	34.9	11.8	0	-36.3	-37.53	27	-64.53	197	103	H
2	5.993675	-49.04	Pk	35.2	11.8	0	-35.78	-37.82	-27	-10.82	197	103	H

Pk - Peak detector

UL VERIFICATION SERVICES INC.
47173 Benicia Street, Fremont, CA 94538; USA TEL:(510) 319-4000 FAX:(510) 661-0888
This report shall not be reproduced except in full, without the written approval of UL Verification Services Inc.

VERTICAL RESULT

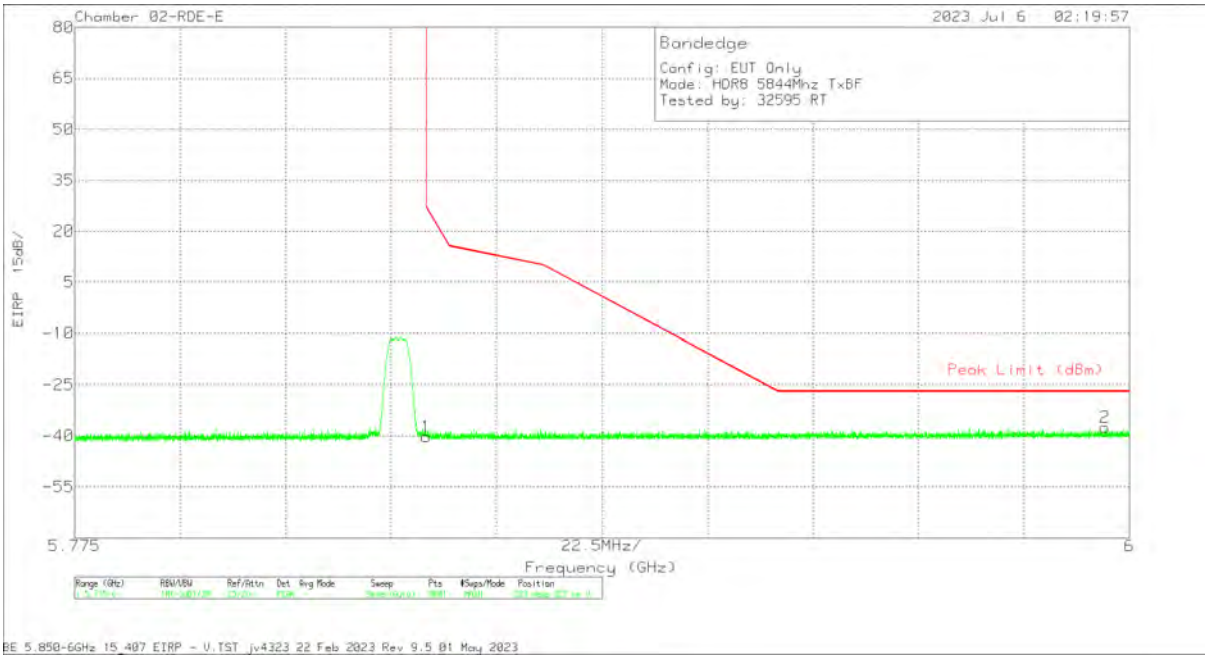

Marker	Frequency (GHz)	Meter Reading (dBm)	Det	206807 ACF (dB/m)	Conversion Factor (dB)	DCCF (dB)	Gain/Loss (dB)	Corrected Reading EIRP	Peak Limit (dBm)	PK Margin (dB)	Azimuth (Degs)	Height (cm)	Polarity
1	5.85	-50.6	Pk	34.9	11.8	0	-36.3	-40.2	27	-67.2	283	227	V
2	5.99475	-48.68	Pk	35.2	11.8	0	-35.8	-37.48	-27	-10.48	283	227	V

Pk - Peak detector

UL VERIFICATION SERVICES INC.
47173 Benicia Street, Fremont, CA 94538; USA TEL:(510) 319-4000 FAX:(510) 661-0888
This report shall not be reproduced except in full, without the written approval of UL Verification Services Inc.

10.1.24 HDR8, LOW Power UNII-3 HARMONIC AND SPURIOUS IN THE 5.8 GHz BAND

LOW CHANNEL 5733MHz

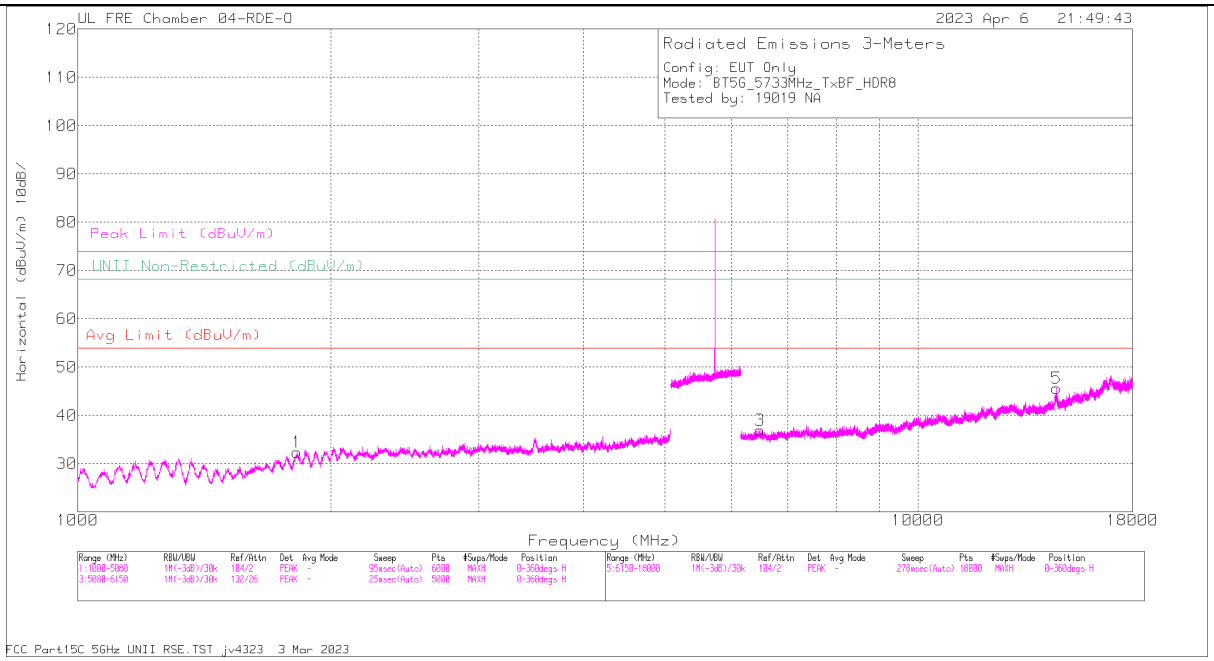

HORIZONTAL

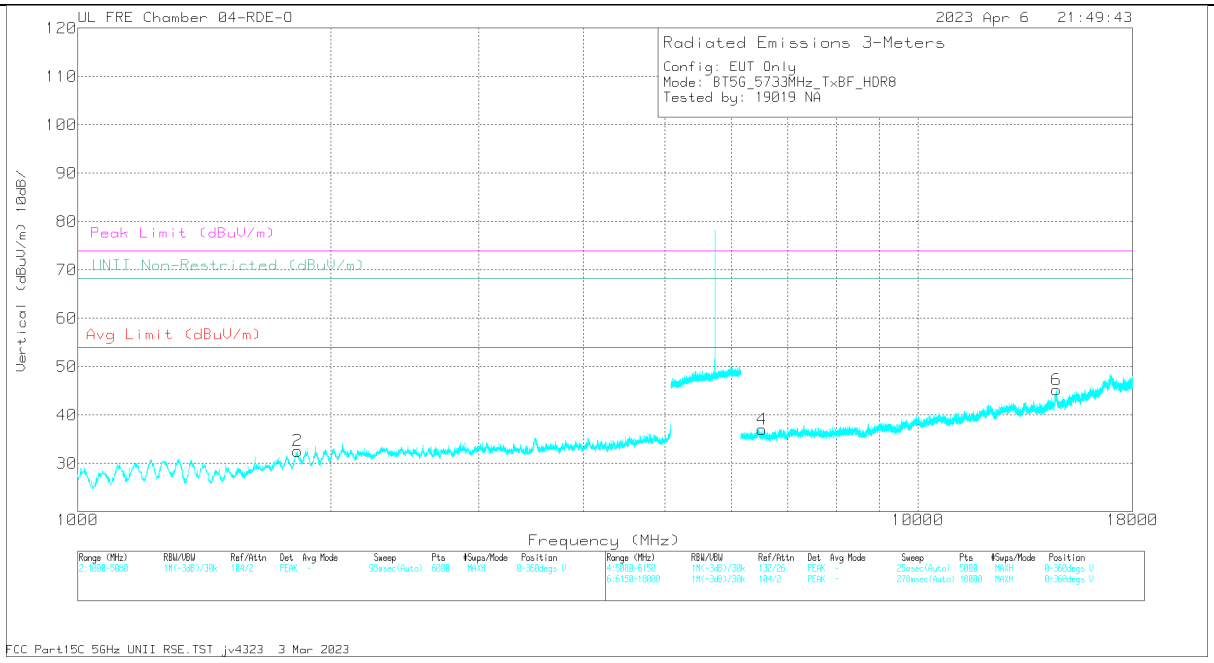

VERTICAL

UL VERIFICATION SERVICES INC.
47173 Benicia Street, Fremont, CA 94538; USA TEL:(510) 319-4000 FAX:(510) 661-0888
This report shall not be reproduced except in full, without the written approval of UL Verification Services Inc.

RADIATED EMISSIONS

Marker	Frequency (MHz)	Meter Reading (dBuV)	Det	80404_AC F(dB) - 3mH	Gain/Loss (dB)	Corrected Reading (dBuV/m)	UNII Non-Restricted (dBuV/m)	PK Margin (dB)	Azimuth (Degs)	Height (cm)	Polarity
1	1823.97	58.5	PK-U	30.7	-46.9	42.3	68.2	-25.9	300	147	H
2	1824.723	59.3	PK-U	30.7	-46.85	43.15	68.2	-25.05	147	142	V
3	6488.456	53.57	PK-U	35.7	-42.57	46.7	68.2	-21.5	71	139	H
4	6519.965	53.52	PK-U	35.8	-42.6	46.72	68.2	-21.48	133	150	V
6	14617.873	53.33	PK-U	39.7	-38.04	54.99	68.2	-13.21	102	193	V
5	14628.683	52.97	PK-U	39.7	-38.5	54.17	68.2	-14.03	169	136	H

PK-U - U-NII: Maximum Peak
ADR - U-NII AD primary method, RMS average

UL VERIFICATION SERVICES INC.
47173 Benicia Street, Fremont, CA 94538; USA TEL:(510) 319-4000 FAX:(510) 661-0888
This report shall not be reproduced except in full, without the written approval of UL Verification Services Inc.

MID CHANNEL 5788MHz

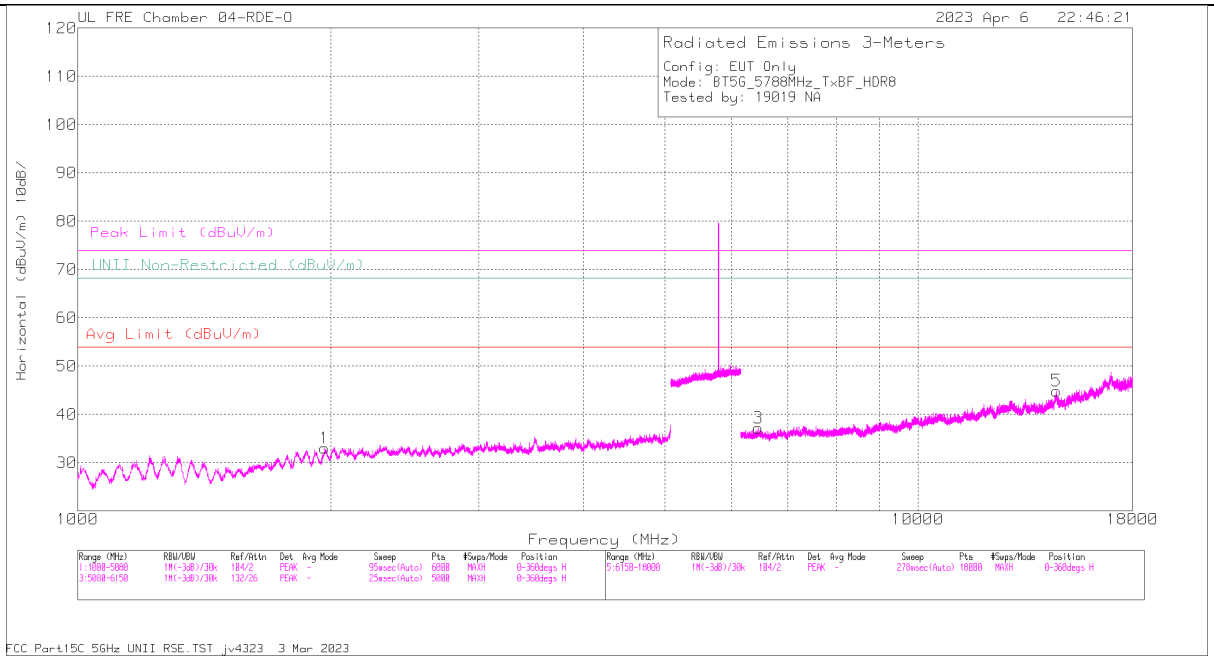

HORIZONTAL

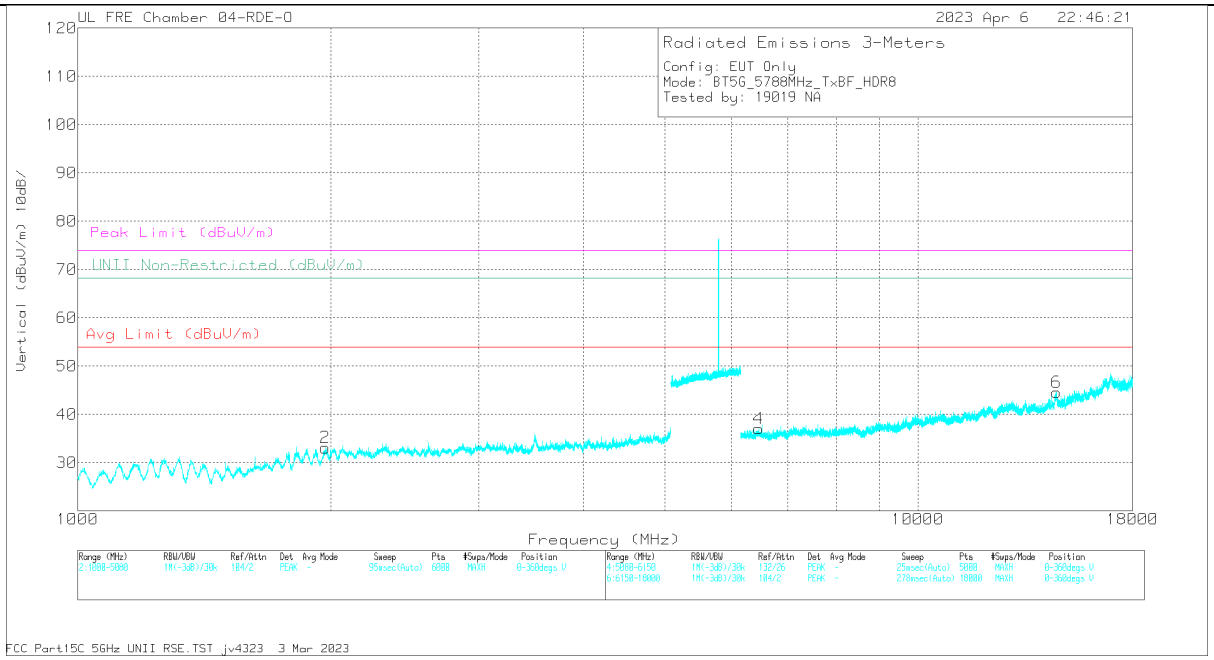

VERTICAL

UL VERIFICATION SERVICES INC.
47173 Benicia Street, Fremont, CA 94538; USA TEL:(510) 319-4000 FAX:(510) 661-0888
This report shall not be reproduced except in full, without the written approval of UL Verification Services Inc.

RADIATED EMISSIONS

Marker	Frequency (MHz)	Meter Reading (dBuV)	Det	80404_ACF(dB) - 3mH	Gain/Loss (dB)	Corrected Reading (dBuV/m)	UNII Non-Restricted (dBuV/m)	PK Margin (dB)	Azimuth (Degs)	Height (cm)	Polarity
1	1970.241	58.75	PK-U	31.3	-46.91	43.14	68.2	-25.06	275	162	H
2	1971.129	58.59	PK-U	31.3	-46.98	42.91	68.2	-25.29	173	118	V
3	6453.225	53.38	PK-U	35.6	-42.3	46.68	68.2	-21.52	76	168	H
4	6459.684	53.38	PK-U	35.6	-42.14	46.84	68.2	-21.36	117	153	V
6	14615.416	52.67	PK-U	39.7	-38.03	54.34	68.2	-13.86	216	141	V
5	14620.45	53.39	PK-U	39.7	-38.11	54.98	68.2	-13.22	207	139	H

PK-U - U-NII: Maximum Peak
ADR - U-NII AD primary method, RMS average

UL VERIFICATION SERVICES INC.
47173 Benicia Street, Fremont, CA 94538; USA TEL:(510) 319-4000 FAX:(510) 661-0888
This report shall not be reproduced except in full, without the written approval of UL Verification Services Inc.

HIGH CHANNEL 5844MHz

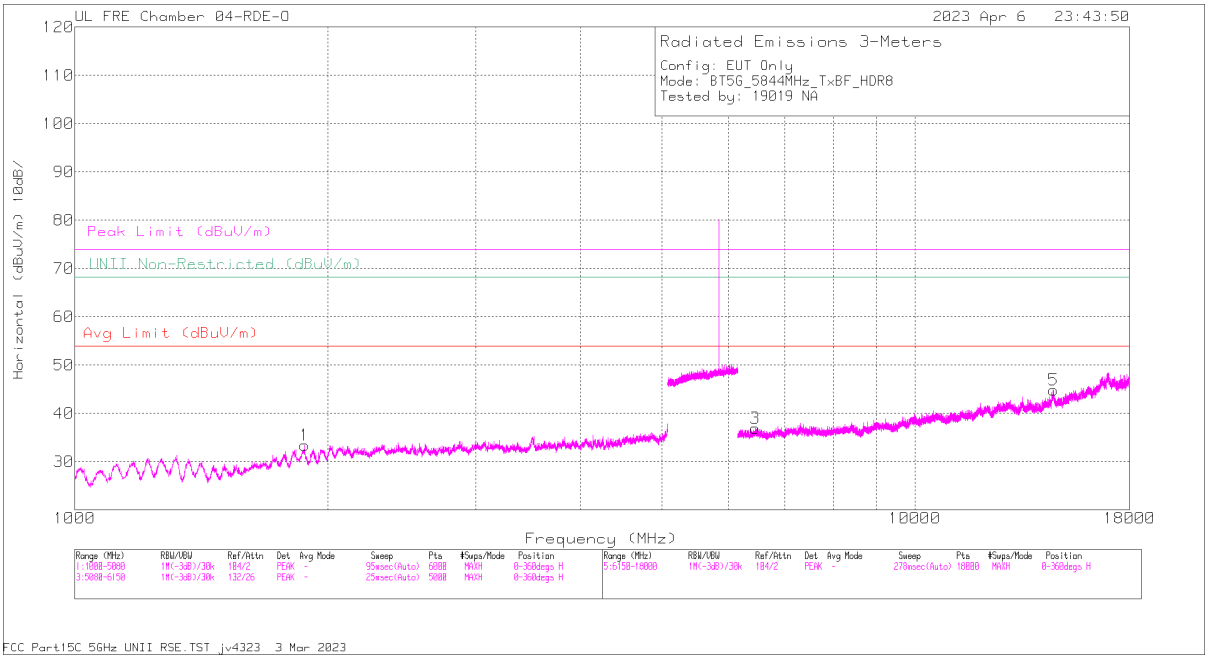

HORIZONTAL

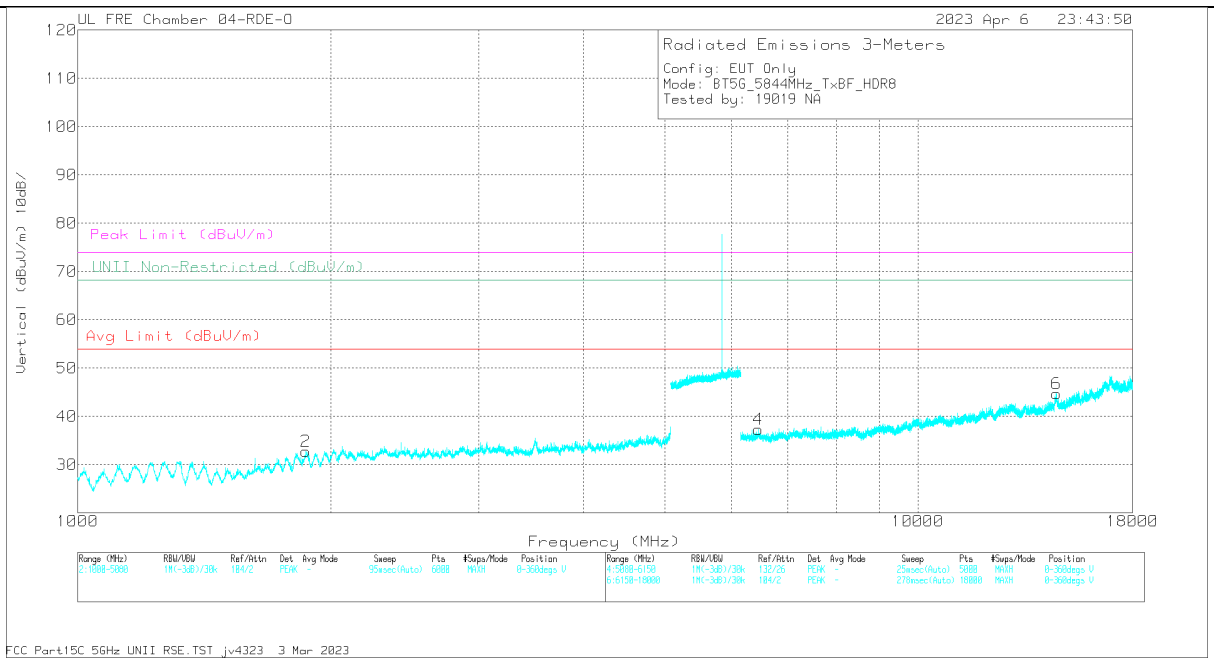

VERTICAL

UL VERIFICATION SERVICES INC.
47173 Benicia Street, Fremont, CA 94538; USA TEL:(510) 319-4000 FAX:(510) 661-0888
This report shall not be reproduced except in full, without the written approval of UL Verification Services Inc.

RADIATED EMISSIONS

Marker	Frequency (MHz)	Meter Reading (dBuV)	Det	80404_ACF(dB) - 3mH	Gain/Loss (dB)	Corrected Reading (dBuV/m)	UNII Non-Restricted (dBuV/m)	PK Margin (dB)	Azimuth (Degs)	Height (cm)	Polarity
2	1866.792	58.26	PK-U	30.7	-46.84	42.12	68.2	-26.08	120	130	V
1	1876.325	58.14	PK-U	31	-46.73	42.41	68.2	-25.79	203	140	H
3	6453.579	53.33	PK-U	35.6	-42.29	46.64	68.2	-21.56	84	106	H
4	6459.159	53.29	PK-U	35.5	-42.14	46.65	68.2	-21.55	143	148	V
5	14610.444	53.41	PK-U	39.7	-38.24	54.87	68.2	-13.33	172	124	H
6	14617.284	53.08	PK-U	39.7	-38.03	54.75	68.2	-13.45	122	172	V

PK-U - U-NII: Maximum Peak
ADR - U-NII AD primary method, RMS average

UL VERIFICATION SERVICES INC.
47173 Benicia Street, Fremont, CA 94538; USA TEL:(510) 319-4000 FAX:(510) 661-0888
This report shall not be reproduced except in full, without the written approval of UL Verification Services Inc.

10.2 WORST CASE BELOW 1 GHz

SPURIOUS EMISSIONS 30 TO 1000 MHz (WORST-CASE CONFIGURATION)

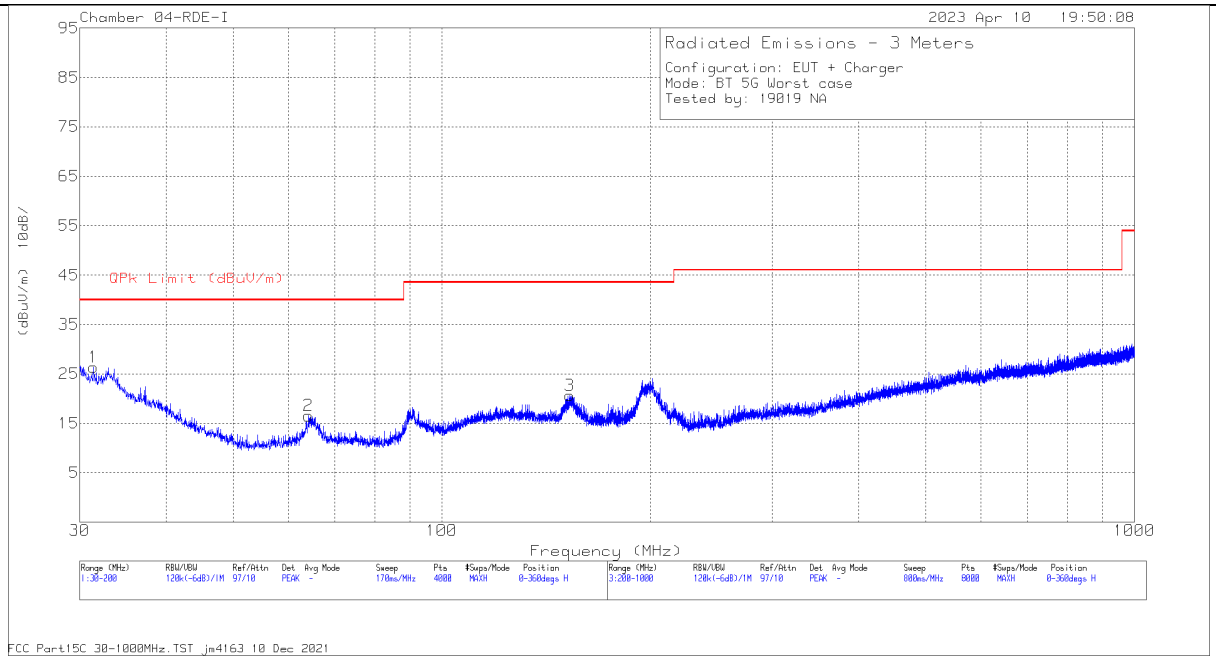

HORIZONTAL

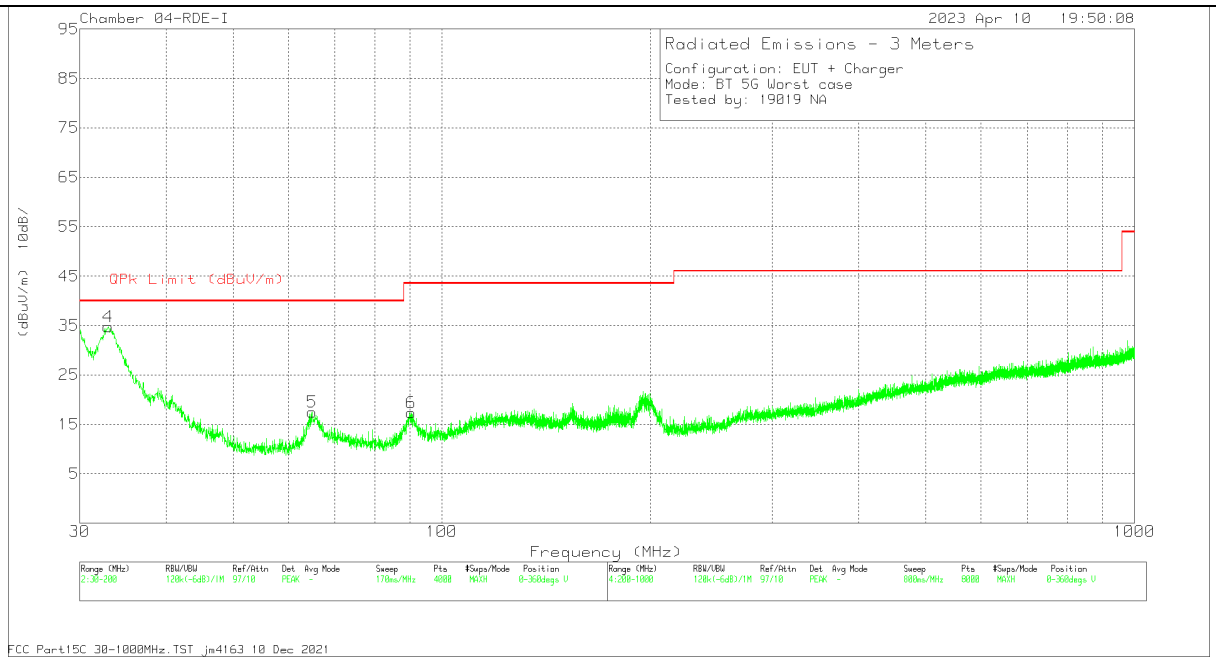

VERTICAL

UL VERIFICATION SERVICES INC.
47173 Benicia Street, Fremont, CA 94538; USA TEL:(510) 319-4000 FAX:(510) 661-0888
This report shall not be reproduced except in full, without the written approval of UL Verification Services Inc.

Below 1GHz Data

Marker	Frequency (MHz)	Meter Reading (dBuV)	Det	80714 ACF (dB) - 10mH	Amp/Cbl (dB)	Corrected Reading (dBuV/m)	QPk Limit (dBuV/m)	Margin (dB)	Azimuth (Degs)	Height (cm)	Polarity
1	31.4029	30.95	Pk	26.7	-31.3	26.35	40	-13.65	0-360	299	H
2	64.2214	33.03	Pk	14.4	-30.9	16.53	40	-23.47	0-360	199	H
3	153.069	32.87	Pk	18.1	-30.3	20.67	43.52	-22.85	0-360	199	H
4	32.9758	40.3	Pk	25.6	-31.2	34.7	40	-5.3	0-360	101	V
	32.8742	36.44	QP	25.7	-31.2	30.94	40	-9.06	336	107	V
5	64.944	33.86	Pk	14.5	-30.9	17.46	40	-22.54	0-360	101	V
6	90.3656	33.64	Pk	14.4	-30.7	17.34	43.52	-26.18	0-360	101	V

Pk - Peak detector
Qp - Quasi-Peak detector

UL VERIFICATION SERVICES INC.
47173 Benicia Street, Fremont, CA 94538; USA TEL:(510) 319-4000 FAX:(510) 661-0888
This report shall not be reproduced except in full, without the written approval of UL Verification Services Inc.

10.3 WORST CASE 18-26 GHz

SPURIOUS EMISSIONS 18-26 GHz (WORST-CASE CONFIGURATION)

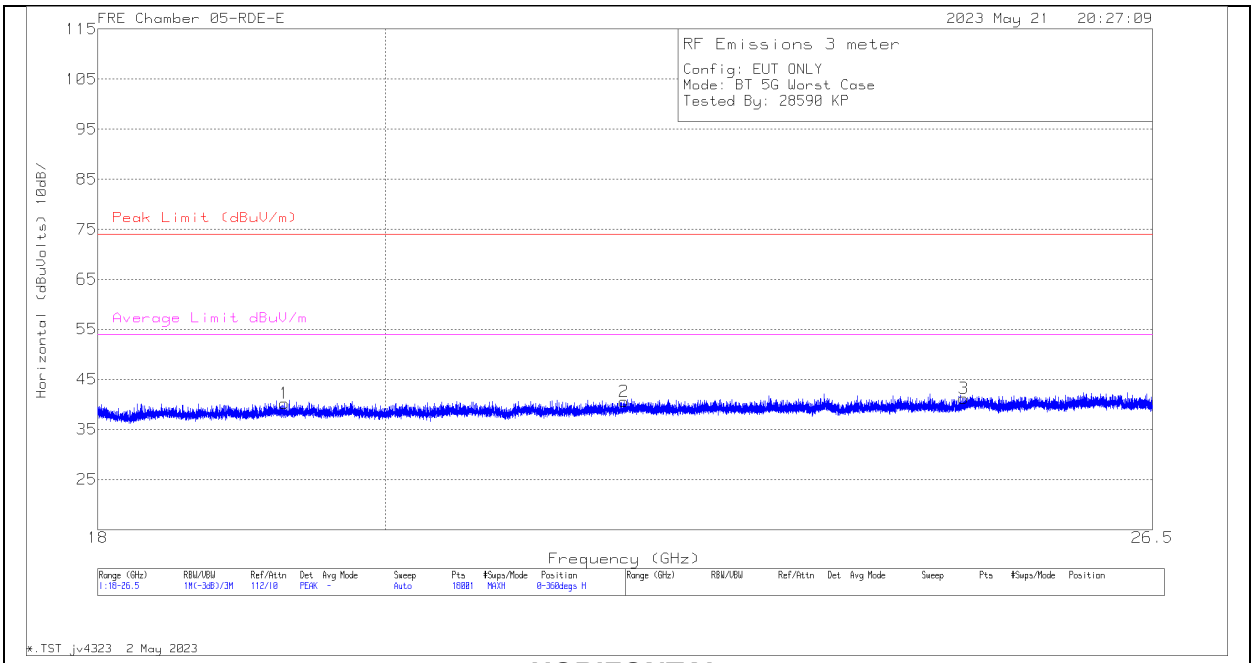

HORIZONTAL

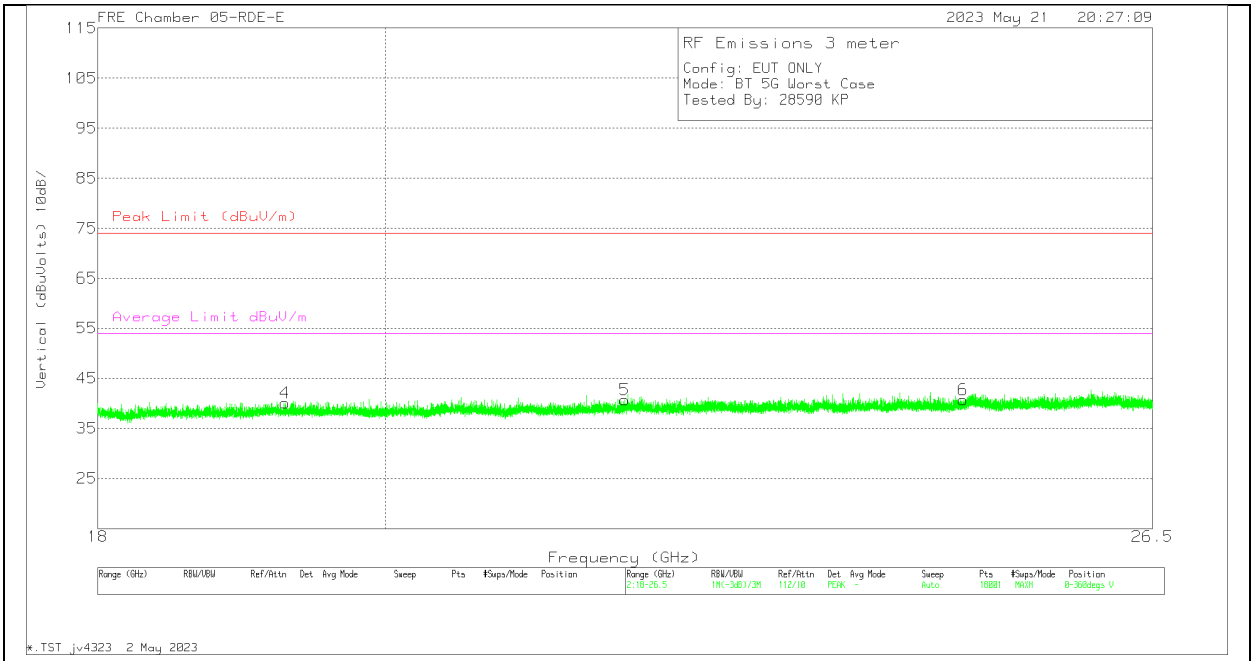

VERTICAL

UL VERIFICATION SERVICES INC.
47173 Benicia Street, Fremont, CA 94538; USA TEL:(510) 319-4000 FAX:(510) 661-0888
This report shall not be reproduced except in full, without the written approval of UL Verification Services Inc.

18 – 26GHz Data

Marker	Frequency (GHz)	Meter Reading (dBuV)	Det	Horn ACF (dB/m)	amp/cbl (dB)	CBL/SWITCH	Corrected Reading (dBuVolts)	Peak Limit (dBuV/m)	PK Margin (dB)	Average Limit dBuV/m	Margin (dB)	Azimuth (Degs)	Height (cm)	Polarity
1	19.274999	56.67	Pk	32.3	-62	13.2	40.17	74	-33.83	54	-13.83	0-360	101	H
4	19.280666	56.62	Pk	32.3	-62	13.2	40.12	74	-33.88	54	-13.88	0-360	101	V
2	21.83397	56.3	Pk	32.8	-62.6	14.1	40.6	74	-33.4	54	-13.4	0-360	101	H
5	21.83822	56.33	Pk	32.9	-62.6	14.1	40.73	74	-33.27	54	-13.27	0-360	101	V
6	24.723025	53.51	Pk	33.6	-61.4	15	40.71	74	-33.29	54	-13.29	0-360	200	V
3	24.731052	53.99	Pk	33.6	-61.4	15	41.19	74	-32.81	54	-12.81	0-360	101	H

Pk - Peak detector

UL VERIFICATION SERVICES INC.
47173 Benicia Street, Fremont, CA 94538; USA TEL:(510) 319-4000 FAX:(510) 661-0888
This report shall not be reproduced except in full, without the written approval of UL Verification Services Inc.

10.4 WORST CASE 26-40 GHz

SPURIOUS EMISSIONS 26-40 GHz (WORST-CASE CONFIGURATION)

HORIZONTAL

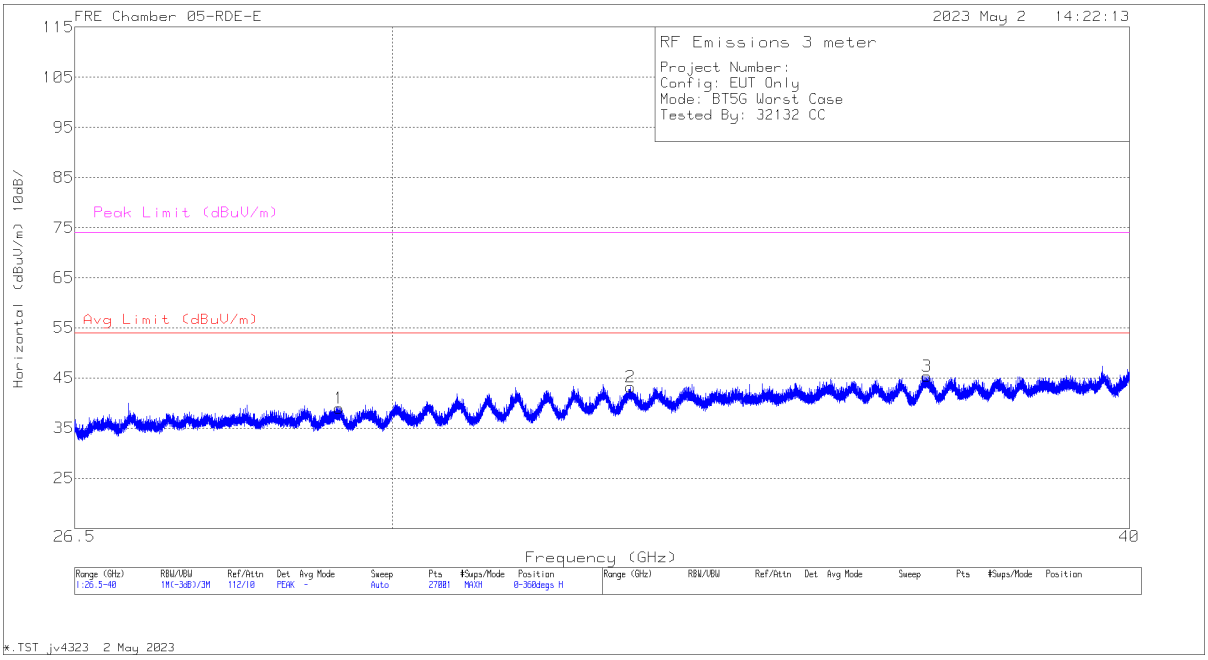

VERTICAL

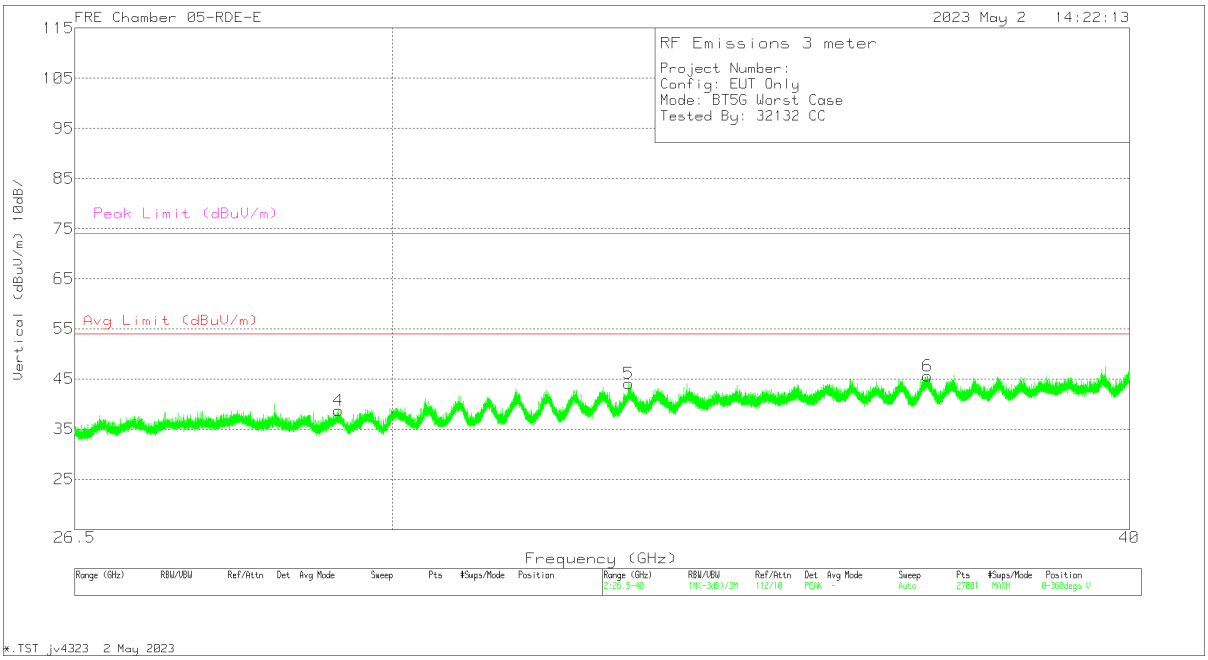

UL VERIFICATION SERVICES INC.
47173 Benicia Street, Fremont, CA 94538; USA TEL:(510) 319-4000 FAX:(510) 661-0888
This report shall not be reproduced except in full, without the written approval of UL Verification Services Inc.

26 – 40GHz Data

Marker	Frequency (GHz)	Meter Reading (dBuV)	Det	Horn ACF (dB/m)	amp/cbl (dB)	CBL/SWITCH	Corrected Reading (dBuV/m)	Peak Limit (dBuV/m)	PK Margin (dB)	Avg Limit (dBuV/m)	Margin (dB)	Azimuth (Degs)	Height (cm)	Polarity
4	29.372	51.16	Pk	36.3	-65.5	16.8	38.76	74	-35.24	54	-5.24	0-360	199	V
1	29.381	51.24	Pk	36.3	-65.5	16.9	38.94	74	-35.06	54	-5.06	0-360	101	H
5	32.901	53.99	Pk	37	-64.6	17.7	44.09	74	-29.91	54	-9.91	0-360	199	V
2	32.921	53.13	Pk	37	-64.6	17.7	43.23	74	-30.77	54	-10.77	0-360	101	H
3	36.957	54.07	Pk	37.9	-65.7	19.1	45.37	74	-28.63	54	-8.63	0-360	101	H
6	36.9675	54.35	Pk	37.9	-65.7	19.1	45.65	74	-28.35	54	-8.35	0-360	101	V

Pk - Peak detector

UL VERIFICATION SERVICES INC.
47173 Benicia Street, Fremont, CA 94538; USA TEL:(510) 319-4000 FAX:(510) 661-0888
This report shall not be reproduced except in full, without the written approval of UL Verification Services Inc.

11 AC POWERLINE CONDUCTED EMISSIONS

LIMITS

FCC §15.207 (a)

RSS-Gen 8.8

Frequency of Emission (MHz)	Conducted Limit (dBµV)	
	Quasi-peak	Average
0.15-0.5	66 to 56 *	56 to 46 *
0.5-5	56	46
5-30	60	50

*Decreases with the logarithm of the frequency.

TEST PROCEDURE

The EUT is placed on a non-conducting table 40 cm from the vertical ground plane and 80 cm above the horizontal ground plane. The EUT is configured in accordance with ANSI C63.10.

The receiver is set to a resolution bandwidth of 9 kHz. Peak detection is used unless otherwise noted as quasi-peak or average.

Line conducted data is recorded for both NEUTRAL and HOT lines.

RESULTS

UL VERIFICATION SERVICES INC.
47173 Benicia Street, Fremont, CA 94538; USA TEL:(510) 319-4000 FAX:(510) 661-0888
This report shall not be reproduced except in full, without the written approval of UL Verification Services Inc.

11.1 AC POWER LINE WITH LAPTOP

LINE 1 RESULTS

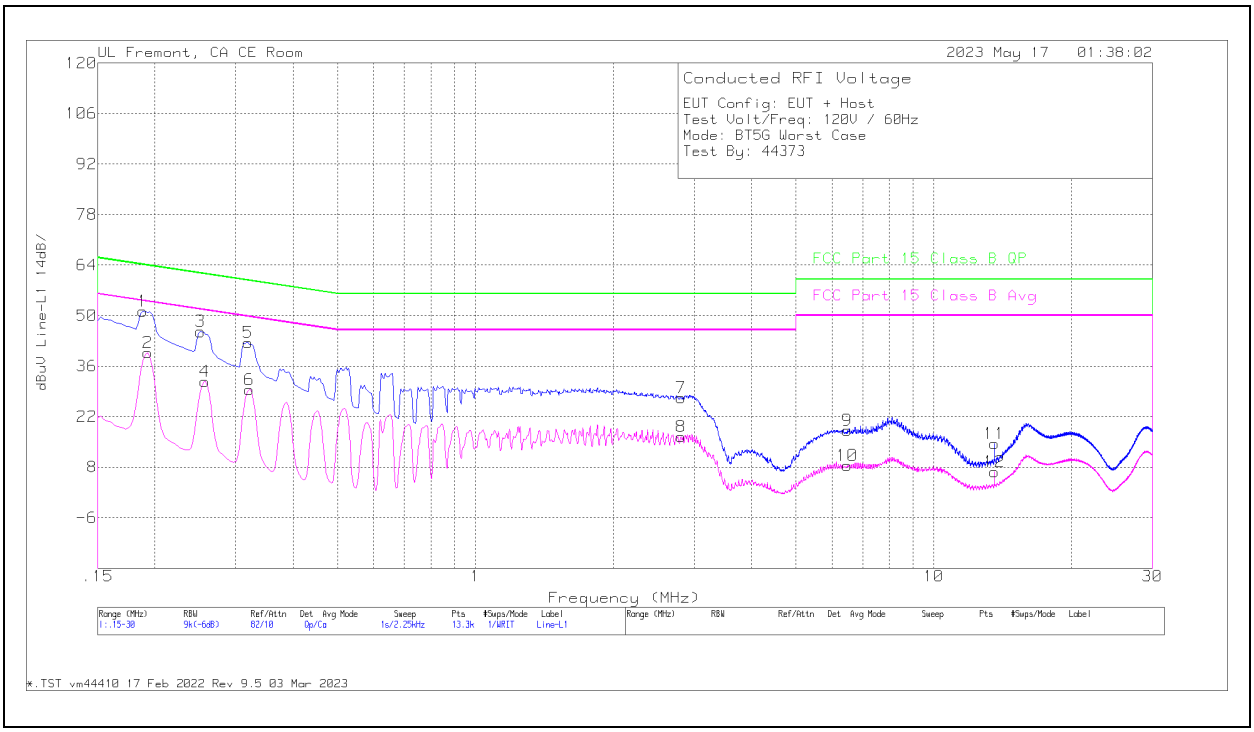

Range 1: Line-L1 .15 - 30MHz											
Marker	Frequency (MHz)	Meter Reading (dBuV)	Det	L1_LISN.csv dB	C1&C3 cable path loss dB	207996 Limiter with short cabl dB	Corrected Reading dBuV	FCC Part 15 Class B QP dBuV	QP Margin (dB)	FCC Part 15 Class B Avg dBuV	Av (CISPR)Margin (dB)
2	.1928	30.3	Ca	0	0	9.4	39.7	-	-	53.92	-14.22
4	.2569	22.44	Ca	0	0	9.3	31.74	-	-	51.53	-19.79
6	.321	20.19	Ca	0	0	9.3	29.49	-	-	49.68	-20.19
8	2.8073	6.99	Ca	0	.1	9.3	16.39	-	-	46	-29.61
10	6.4815	-1	Ca	0	.1	9.3	8.4	-	-	50	-41.6
12	13.56	-2.84	Ca	.1	.2	9.3	6.76	-	-	50	-43.24
1	.1883	41.75	Qp	0	0	9.4	51.15	64.11	-12.96	-	-
3	.2513	36.27	Qp	0	0	9.3	45.57	61.72	-16.15	-	-
5	.3188	33.24	Qp	0	0	9.3	42.54	59.74	-17.2	-	-
7	2.8073	17.9	Qp	0	.1	9.3	27.3	56	-28.7	-	-
9	6.4793	8.74	Qp	0	.1	9.3	18.14	60	-41.86	-	-
11	13.56	5.01	Qp	.1	.2	9.3	14.61	60	-45.39	-	-

Qp - Quasi-Peak detector
Ca - CISPR average detection

UL VERIFICATION SERVICES INC.
47173 Benicia Street, Fremont, CA 94538; USA TEL:(510) 319-4000 FAX:(510) 661-0888
This report shall not be reproduced except in full, without the written approval of UL Verification Services Inc.

LINE 2 RESULTS

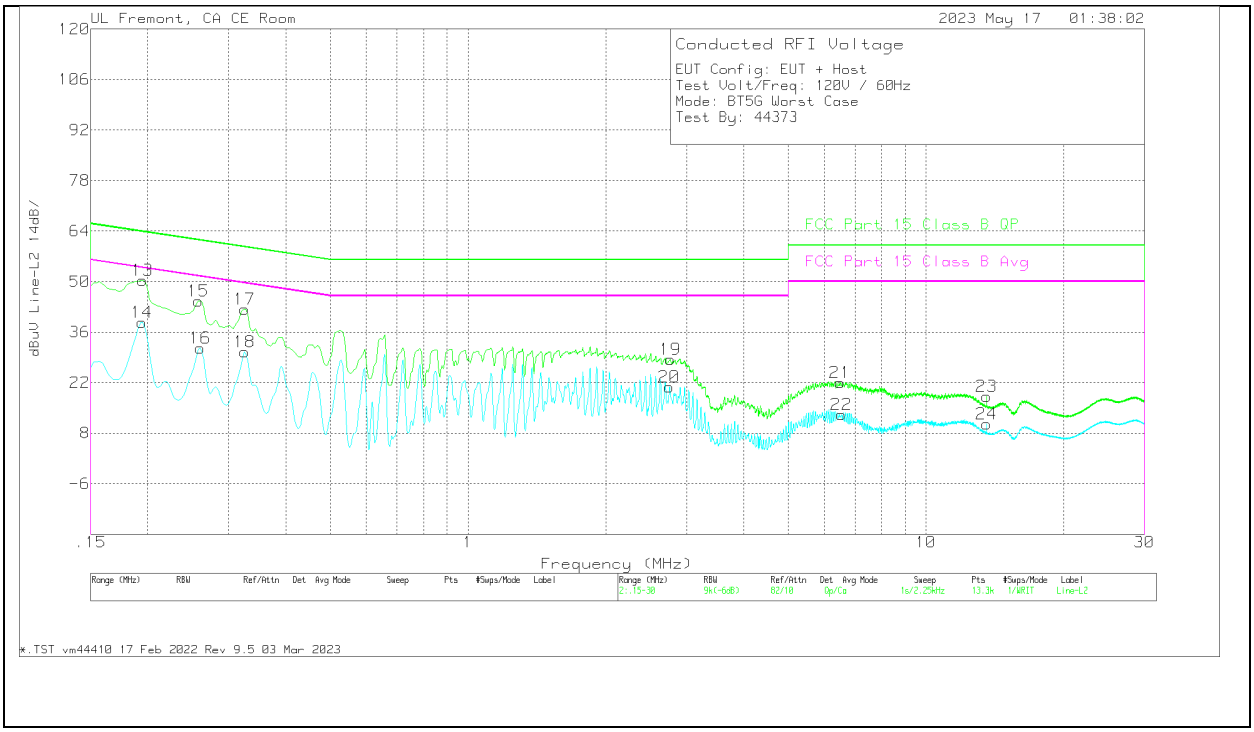

Range 2: Line-L2 .15 - 30MHz											
Marker	Frequency (MHz)	Meter Reading (dBuV)	Det	L2_LISN dB	C2&C3 cable path loss dB	207996 Limiter with short cabl dB	Corrected Reading dBuV	FCC Part 15 Class B QP dBuV	QP Margin (dB)	FCC Part 15 Class B Avg dBuV	Av (CISPR)Margin (dB)
14	.1939	29.25	Ca	0	0	9.4	38.65	-	-	53.87	-15.22
16	.2603	22.25	Ca	0	0	9.3	31.55	-	-	51.42	-19.87
18	.3255	21.18	Ca	0	0	9.3	30.48	-	-	49.57	-19.09
20	2.7533	11.38	Ca	0	.1	9.3	20.78	-	-	46	-25.22
22	6.5333	3.79	Ca	0	.1	9.3	13.19	-	-	50	-36.81
24	13.56	.89	Ca	.1	.2	9.3	10.49	-	-	50	-39.51
13	.195	40.97	Qp	0	0	9.4	50.37	63.82	-13.45	-	-
15	.258	35.34	Qp	0	0	9.3	44.64	61.5	-16.86	-	-
17	.3255	33.07	Qp	0	0	9.3	42.37	59.57	-17.2	-	-
19	2.7645	19.04	Qp	0	.1	9.3	28.44	56	-27.56	-	-
21	6.504	12.67	Qp	0	.1	9.3	22.07	60	-37.93	-	-
23	13.56	8.57	Qp	.1	.2	9.3	18.17	60	-41.83	-	-

Qp - Quasi-Peak detector
Ca - CISPR average detection

UL VERIFICATION SERVICES INC.
47173 Benicia Street, Fremont, CA 94538; USA TEL:(510) 319-4000 FAX:(510) 661-0888
This report shall not be reproduced except in full, without the written approval of UL Verification Services Inc.

11.2 AC POWER LINE WITH AC/DC ADAPTER

LINE 1 RESULTS

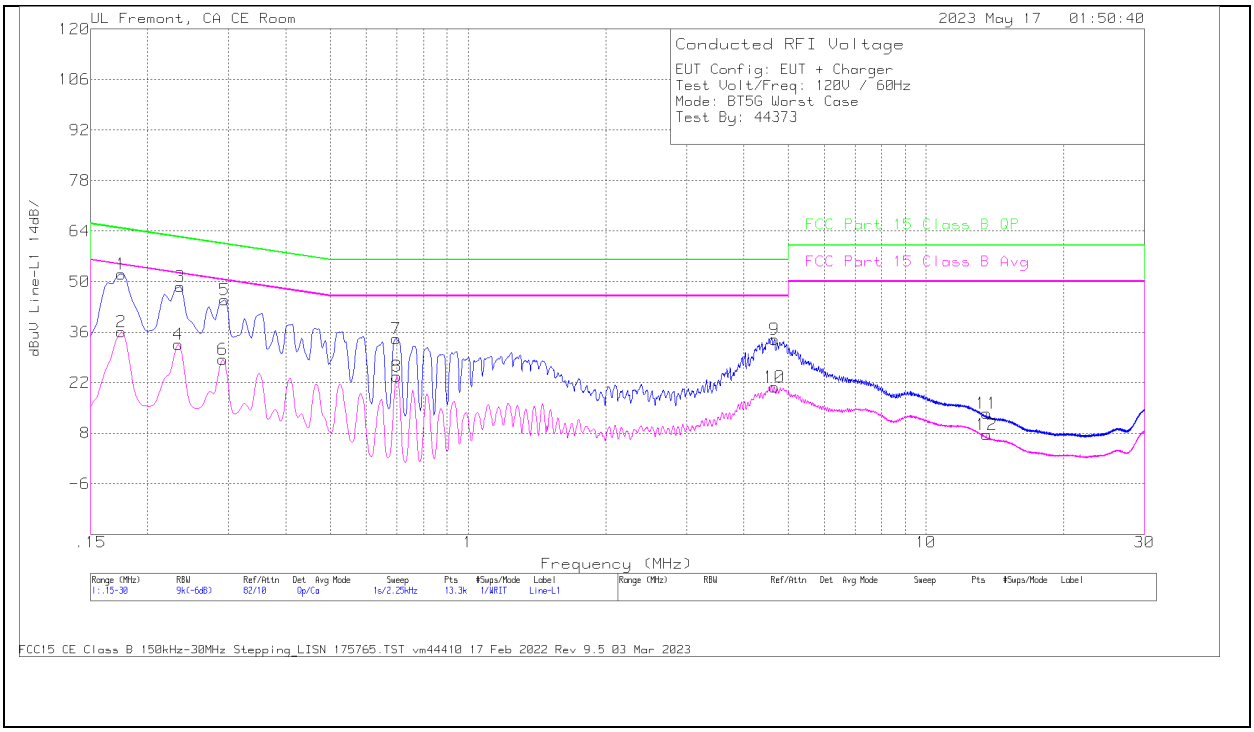

Range 1: Line-L1 .15 - 30MHz											
Marker	Frequency (MHz)	Meter Reading (dBuV)	Det	L1_LISN.csv dB	C1&C3 cable path loss dB	207996 Limiter with short cabl dB	Corrected Reading dBuV	FCC Part 15 Class B QP dBuV	QP Margin (dB)	FCC Part 15 Class B Avg dBuV	Av (CISPR)Margin (dB)
2	.1748	26.74	Ca	0	0	9.4	36.14	-	-	54.73	-18.59
4	.2333	23.35	Ca	0	0	9.3	32.65	-	-	52.33	-19.68
6	.2918	19.12	Ca	0	0	9.3	28.42	-	-	50.47	-22.05
8	.699	14.32	Ca	0	.1	9.3	23.72	-	-	46	-22.28
10	4.6635	11.42	Ca	0	.1	9.3	20.82	-	-	46	-25.18
12	13.56	-2.06	Ca	.1	.2	9.3	7.54	-	-	50	-42.46
1	.1748	42.75	Qp	0	0	9.4	52.15	64.73	-12.58	-	-
3	.2355	39.29	Qp	0	0	9.3	48.59	62.25	-13.66	-	-
5	.294	35.68	Qp	0	0	9.3	44.98	60.41	-15.43	-	-
7	.6968	24.75	Qp	0	.1	9.3	34.15	56	-21.85	-	-
9	4.668	24.67	Qp	0	.1	9.3	34.07	56	-21.93	-	-
11	13.56	3.92	Qp	.1	.2	9.3	13.52	60	-46.48	-	-

Qp - Quasi-Peak detector
Ca - CISPR average detection

UL VERIFICATION SERVICES INC.
47173 Benicia Street, Fremont, CA 94538; USA TEL:(510) 319-4000 FAX:(510) 661-0888
This report shall not be reproduced except in full, without the written approval of UL Verification Services Inc.

LINE 2 RESULTS

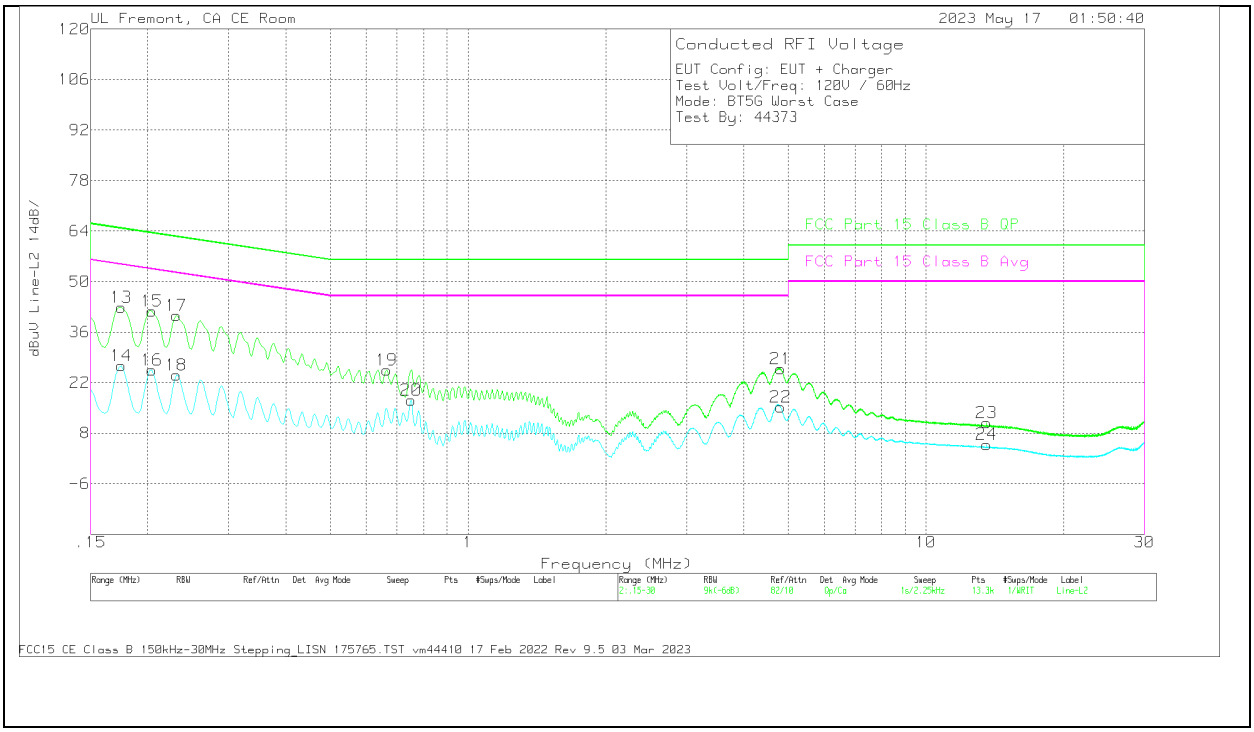

Range 2: Line-L2 .15 - 30MHz											
Marker	Frequency (MHz)	Meter Reading (dBuV)	Det	L2_LISN dB	C2&C3 cable path loss dB	207996 Limiter with short cabl dB	Corrected Reading dBuV	FCC Part 15 Class B QP dBuV	QP Margin (dB)	FCC Part 15 Class B Avg dBuV	Av (CISPR)Margin (dB)
14	.1748	17.24	Ca	0	0	9.4	26.64	-	-	54.73	-28.09
16	.204	16.02	Ca	0	0	9.4	25.42	-	-	53.45	-28.03
18	.231	14.77	Ca	0	0	9.3	24.07	-	-	52.41	-28.34
20	.7508	7.72	Ca	0	.1	9.3	17.12	-	-	46	-28.88
22	4.8165	5.8	Ca	0	.1	9.3	15.2	-	-	46	-30.8
24	13.56	-4.71	Ca	.1	.2	9.3	4.89	-	-	50	-45.11
13	.1748	33.48	Qp	0	0	9.4	42.88	64.73	-21.85	-	-
15	.204	32.42	Qp	0	0	9.4	41.82	63.45	-21.63	-	-
17	.231	31.36	Qp	0	0	9.3	40.66	62.41	-21.75	-	-
19	.6653	16.11	Qp	0	.1	9.3	25.51	56	-30.49	-	-
21	4.8188	16.37	Qp	0	.1	9.3	25.77	56	-30.23	-	-
23	13.5623	1.36	Qp	.1	.2	9.3	10.96	60	-49.04	-	-

Qp - Quasi-Peak detector
Ca - CISPR average detection

UL VERIFICATION SERVICES INC.
47173 Benicia Street, Fremont, CA 94538; USA TEL:(510) 319-4000 FAX:(510) 661-0888
This report shall not be reproduced except in full, without the written approval of UL Verification Services Inc.

12 SETUP PHOTOS:

Please refer to setup report 14523771-EP1V1

END OF TEST REPORT

UL VERIFICATION SERVICES INC.
47173 Benicia Street, Fremont, CA 94538; USA TEL:(510) 319-4000 FAX:(510) 661-0888
This report shall not be reproduced except in full, without the written approval of UL Verification Services Inc.