TEST REPORT

Report Number: 14523771-E8V1 & E9V1

Applicant	:	APPLE, INC. 1 APPLE PARK WAY CUPERTINO, CA 95014, U.S.A.
Model	:	A2849
FCC ID	:	BCG-E8439A
IC	:	579C-E8439A
EUT Description	:	SMARTPHONE
Test Standard(s)	:	FCC 47 CFR PART 15 SUBPART E ISED RSS-247 ISSUE 2 ISED RSS-GEN ISSUE 5 + A1 + A2

Date Of Issue:
August 22, 2023

Prepared by:
UL Verification Services Inc.
47173 Benicia Street
Fremont, CA 94538 U.S.A.
TEL: (510) 319-4000
FAX: (510) 661-0888

ACCREDITED
CERT #0751.05

REPORT REVISION HISTORY

Rev.		Issue Date		Revisions		Revised By
V1		08/22/2023		Initial Issue		Chin Pang

UL VERIFICATION SERVICES
47173 Benicia Street, Fremont, CA 94538; USA TEL:(510) 319-4000 FAX:(510) 661-0888
This report shall not be reproduced except in full, without the written approval of UL VERIFICATION SERVICES

TABLE OF CONTENTS

1. RADIATED TEST RESULTS 7

1.1. TRANSMITTER ABOVE 1 GHz 9

1.1.1. TX ABOVE 1 GHz 802.11n HT20 MODE IN THE 5.2 GHz BAND 9
1.1.2. HT20, HARMONICS AND SPURIOUS EMISSIONS 15
1.1.3. TX ABOVE 1 GHz 802.11n HT40 MODE IN THE 5.2 GHz BAND 21
1.1.4. HT40, HARMONICS AND SPURIOUS EMISSIONS 27
1.1.5. TX ABOVE 1 GHz 802.11ac VHT80 MODE IN THE 5.2 GHz BAND 31
1.1.6. VHT80, HARMONICS AND SPURIOUS EMISSIONS 37
1.1.7. TX ABOVE 1 GHz 802.11ax HE20 MODE IN THE 5.2GHz BAND 39
1.1.8. HARMONICS AND SPURIOUS EMISSIONS 11ax, HE20 RU26 49
1.1.9. HARMONICS AND SPURIOUS EMISSIONS, 11ax, HE20 SU Mode 57
1.1.10. TX ABOVE 1 GHz 802.11ax HE40 MODE IN THE 5.2GHz BAND 63
1.1.11. HARMONICS AND SPURIOUS EMISSIONS, 11ax HE40 RU26 Mode 73
1.1.12. HARMONICS AND SPURIOUS EMISSIONS, 11ax HE40 SU MODE 79
1.1.13. TX ABOVE 1 GHz 802.11ax HE80 MODE IN THE 5.2GHz BAND 83
1.1.14. HARMONICS AND SPURIOUS EMISSIONS, 11ax HE80 RU26 Mode 93
1.1.15. HARMONICS AND SPURIOUS EMISSIONS, 11ax HE80 SU MODE 97
1.1.16. TX ABOVE 1 GHz 802.11n HT20 MODE IN THE 5.3 GHz BAND 99
1.1.17. 5.3GHz Band HARMONICS AND SPURIOUS EMISSIONS, HT20 105
1.1.18. TX ABOVE 1 GHz 802.11n HT40 MODE IN THE 5.3 GHz BAND 111
1.1.19. 5.3GHz Band HARMONICS AND SPURIOUS EMISSIONS , HT40 117
1.1.20. TX ABOVE 1 GHz 802.11ac VHT80 MODE IN THE 5.3 GHz BAND 121
1.1.21. 5.3GHz Band HARMONICS AND SPURIOUS EMISSIONS, VHT80 127
1.1.22 TX ABOVE 1 GHz 802.11ac VHT160 MODE IN THE 5.3 GHz BAND 129
1.1.23 5.3GHz Band, VHT160 2TX HARMONICS AND SPURIOUS EMISSIONS 141
1.1.24 TX ABOVE 1 GHz 802.11ax HE20 MODE IN THE 5.3GHz BAND 143
1.1.25 5.3GHz BAND HARMONICS AND SPURIOUS EMISSIONS, 2TX 11ax HE20 RU106 Mode 151
1.1.26 5.3GHz Band HARMONICS AND SPURIOUS EMISSIONS, 11ax HE20 SU Mode 161
1.1.27 TX ABOVE 1 GHz 802.11ax HE40 MODE IN THE 5.3GHz BAND 167
1.1.28 5.3GHz Band HARMONICS AND SPURIOUS EMISSIONS, 2TX HE40 RU26 175
1.1.29 5.3GHz Band HARMONICS AND SPURIOUS EMISSIONS, 2TX 11ax, HE40 SU MODE 183
1.1.30 TX ABOVE 1 GHz 802.11ax HE80 MODE IN THE 5.3GHz BAND 187
1.1.31 HARMONICS AND SPURIOUS EMISSIONS, 2TX 11ax HE80 RU106 MODE 195
1.1.32 5.3GHz Band HARMONICS AND SPURIOUS EMISSIONS, 2TX HE80 SU MODE 201
1.1.33 TX ABOVE 1 GHz 802.11ax HE160 MODE IN THE 5.3GHz BAND 203
1.1.34 5.3GHz, 11ax HE160 RU106, 2TX HARMONICS AND SPURIOUS EMISSIONS 219
1.1.35 5.3GHz, 11ax HE160 SU 2TX HARMONICS AND SPURIOUS EMISSIONS 229
1.1.36 TX ABOVE 1 GHz 802.11n HT20 MODE IN THE 5.6 GHz BAND 231
1.1.37 5.6GHz Band HARMONICS AND SPURIOUS EMISSIONS, 2TX HT20 243
1.1.38 TX ABOVE 1 GHz 802.11n HT40 MODE IN THE 5.6 GHz BAND 251
1.1.39 5.6GHz Band HARMONICS AND SPURIOUS EMISSIONS, HT40 263
1.1.40 TX ABOVE 1 GHz 802.11ac VHT80 MODE IN THE 5.6 GHz BAND 271
1.1.41 5.6GHz Band HARMONICS AND SPURIOUS EMISSIONS, 2TX VHT80 277
1.1.42 TX ABOVE 1 GHz 802.11ac VHT160 MODE IN THE 5.6 GHz BAND 283
1.1.43 5.6GHz, VHT160 2TX HARMONICS AND SPURIOUS EMISSIONS 289

UL VERIFICATION SERVICES
47173 Benicia Street, Fremont, CA 94538; USA TEL:(510) 319-4000 FAX:(510) 661-0888
This report shall not be reproduced except in full, without the written approval of UL VERIFICATION SERVICES

1.1.44 TX ABOVE 1 GHz 802.11ax HE20 MODE IN THE 5.6GHz BAND.....291
1.1.45 5.6GHz Band HARMONICS AND SPURIOUS EMISSIONS, 2TX HE20 RU MODE 309
1.1.46 5.6GHz Band HARMONICS AND SPURIOUS EMISSIONS, 2TX HE20 SU MODE 323
1.1.47 TX ABOVE 1 GHz 802.11ax HE40 MODE IN THE 5.6GHz BAND.....331
1.1.48 5.6GHz Band HARMONICS AND SPURIOUS EMISSIONS, 2TX HE40 RU MODE 349
1.1.49 5.6GHz Band HARMONICS AND SPURIOUS EMISSIONS, 2TX HE40 SU MODE 363
1.1.50 TX ABOVE 1 GHz 802.11ax HE80 MODE IN THE 5.6GHz BAND.....371
1.1.51 5.6GHz Band HARMONICS AND SPURIOUS EMISSIONS, 2TX HE80 RU MODE 381
1.1.52 5.6GHz Band HARMONICS AND SPURIOUS EMISSIONS, 2TX HE80 SU MODE 389
1.1.53 TX ABOVE 1 GHz 802.11ax HE160 MODE IN THE 5.6GHz BAND.....395
1.1.54 5.6GHz, 11ax HE160 RU106 2TX HARMONICS AND SPURIOUS EMISSIONS 405
1.1.55 5.6GHz, 11ax HE160 SU 2TX HARMONICS AND SPURIOUS EMISSIONS.....409
1.1.56 TX ABOVE 1 GHz 802.11n HT20 MODE IN THE 5.8 GHz BAND.....411
1.1.57 5.8GHz Band HARMONICS AND SPURIOUS EMISSIONS, 2TX HT20 423
1.1.58 TX ABOVE 1 GHz 802.11n HT40 MODE IN THE 5.8 GHz BAND.....429
1.1.59 5.8GHz Band HARMONICS AND SPURIOUS EMISSIONS, 2TX HT40 441
1.1.60 TX ABOVE 1 GHz 802.11ac VHT80 MODE IN THE 5.8 GHz BAND 445
1.1.61 5.8GHz Band HARMONICS AND SPURIOUS EMISSIONS, 2TX VHT80.....457
1.1.62 TX ABOVE 1 GHz 802.11ax HE20 MODE IN THE 5.8GHz BAND.....459
1.1.63 5.8GHz Band HARMONICS AND SPURIOUS EMISSIONS, 2TX, HE20 RU26 Mode 477
1.1.64 5.8GHz Band HARMONICS AND SPURIOUS EMISSIONS, 2TX HE20 SU MODE 489
1.1.65 TX ABOVE 1 GHz 802.11ax HE40 MODE IN THE 5.8GHz BAND.....495
1.1.66 5.8GHz Band HARMONICS AND SPURIOUS EMISSIONS, 2TX, HE40, RU26 MODE 513
1.1.67 5.8GHz Band HARMONICS AND SPURIOUS EMISSIONS, 2TX HE40 SU MODE 523
1.1.68 TX ABOVE 1 GHz 802.11ax HE80 MODE IN THE 5.8GHz BAND.....527
1.1.69 5.8GHz Band HARMONICS AND SPURIOUS EMISSIONS, HE80 RU26 MODE 545
1.1.70 5.8GHz Band HARMONICS AND SPURIOUS EMISSIONS, 2TX HE80 SU MODE 553

1.2 WORST CASE BELOW 1 GHz.....555

1.3 WORST CASE 18-26 GHz.....557

1.4 WORST CASE 26-40 GHz.....559

2 AC POWERLINE CONDUCTED EMISSIONS.....561

2.1 AC POWER LINE WITH LAPTOP 562

2.2 AC POWER LINE WITH AC/DC ADAPTER.....564

3 SETUP PHOTOS:.....566

UL VERIFICATION SERVICES
47173 Benicia Street, Fremont, CA 94538; USA TEL:(510) 319-4000 FAX:(510) 661-0888
This report shall not be reproduced except in full, without the written approval of UL VERIFICATION SERVICES

ON TIME AND DUTY CYCLE

LIMITS

None; for reporting purposes only.

PROCEDURE

KDB 558074 Zero-Span Spectrum Analyzer Method.

ON TIME AND DUTY CYCLE RESULTS

Mode	ON Time B (msec)	Period (msec)	Duty Cycle x (linear)	Duty Cycle (%)	Duty Cycle Correction Factor (dB)	1/B Minimum VBW (kHz)
5GHz Band						
802.11n HT20 MCS0	3.767	3.789	0.994	99.42%	0.00	0.010
802.11n HT20 MCS7	0.412	0.433	0.951	95.15%	0.22	2.428
802.11n HT40 MCS0	4.797	4.818	0.996	99.56%	0.00	0.010
802.11n HT40 MCS7	0.512	0.533	0.961	96.06%	0.17	1.954
802.11ac VHT80 MCS0	2.236	2.260	0.989	98.94%	0.00	0.010
802.11ac VHT80 MCS9	0.208	0.230	0.901	90.14%	0.45	4.819
802.11ac VHT160 MCS0	0.251	0.272	0.923	92.28%	0.35	3.984
802.11ac VHT160 MCS9	0.558	0.762	0.732	73.23%	1.35	1.792
802.11ax HE20 RU26, MCS0	3.935	4.009	0.982	98.15%	0.00	0.010
802.11ax HE20 RU26, MCS11	0.292	0.329	0.890	88.98%	0.51	3.421
802.11ax HE20 RU106, MCS0	3.506	3.557	0.986	98.57%	0.00	0.010
802.11ax HE20 RU106, MCS11	0.260	0.287	0.906	90.55%	0.43	3.849
802.11ax HE40 RU26, MCS0	3.989	4.027	0.991	99.06%	0.00	0.010
802.11ax HE40 RU26, MCS11	0.292	0.329	0.890	88.98%	0.51	3.421
802.11ax HE40 RU106, MCS0	3.522	3.578	0.984	98.43%	0.00	0.010
802.11ax HE40 RU106, MCS11	0.264	0.299	0.882	88.22%	0.54	3.795
802.11ax HE80 RU26, MCS0	3.972	4.025	0.987	98.68%	0.00	0.010
802.11ax HE80 RU26, MCS11	0.290	0.329	0.883	88.31%	0.54	3.447
802.11ax HE80 RU106, MCS0	3.493	3.563	0.980	98.04%	0.00	0.010
802.11ax HE80 RU106, MCS11	0.262	0.299	0.878	87.85%	0.56	3.811
802.11ax HE160 RU106, MCS0	3.488	3.551	0.982	98.23%	0.00	0.010
802.11ax HE160 RU106, MCS11	0.263	0.299	0.880	87.96%	0.56	3.802

UL VERIFICATION SERVICES
47173 Benicia Street, Fremont, CA 94538; USA TEL:(510) 319-4000 FAX:(510) 661-0888
This report shall not be reproduced except in full, without the written approval of UL VERIFICATION SERVICES

Mode	ON Time B (msec)	Period (msec)	Duty Cycle x (linear)	Duty Cycle (%)	Duty Cycle Correction Factor (dB)	1/B Minimum VBW (kHz)
5GHz Band						
802.11ax HE20 SU, MCS0	1.487	1.511	0.984	98.41%	0.00	0.010
802.11ax HE20 SU, MCS11	0.146	0.168	0.869	86.90%	0.61	6.850
802.11ax HE40 SU, MCS0	0.771	0.795	0.970	97.03%	0.13	1.296
802.11ax HE40 SU, MCS11	0.101	0.123	0.824	82.45%	0.84	9.872
802.11ax HE80 SU, MCS0	0.400	0.423	0.947	94.68%	0.24	2.498
802.11ax HE80 SU, MCS11	0.082	0.105	0.779	77.92%	1.08	12.227
802.11ax HE160 SU, MCS0	9.560	9.600	0.996	99.58%	0.00	0.010
802.11ax HE160 SU, MCS11	0.292	0.328	0.892	89.24%	0.49	3.420

DUTY CYCLE PLOT

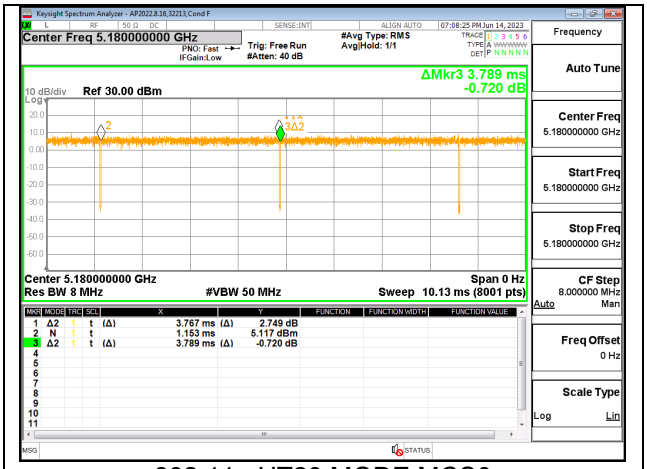

802.11n HT20 MODE MCS0

Note: There are same duty cycle factor on 1TX and 2TX

UL VERIFICATION SERVICES
47173 Benicia Street, Fremont, CA 94538; USA TEL:(510) 319-4000 FAX:(510) 661-0888

This report shall not be reproduced except in full, without the written approval of UL VERIFICATION SERVICES

1. RADIATED TEST RESULTS

LIMITS

FCC §15.205 and §15.209 -Restriced bands
FCC §15.407(b)(1-3) -Un-Restriced bands

RSS 247 Issue 2 Sections

6.2.1.2 (for 5150-5250 MHz band)
6.2.2.2 (for 5250-5350 MHz band)
6.2.3.2 (for 5470-5600 MHz and 5650-5725 MHz bands)
6.2.4.2 (for 5725-5850 MHz band)

Frequency Range (MHz)	Field Strength Limit (uV/m) at 3 m	Field Strength Limit (dBuV/m) at 3 m
30 - 88	100	40
88 - 216	150	43.5
216 - 960	200	46
Above 960	500	54

TEST PROCEDURE

The EUT is placed on a non-conducting table 80 cm above the ground plane for measurement below 1GHz and 1.5 meters above the ground plane for measurement above 1GHz. The antenna to EUT distance is 3 meters. The EUT is configured in accordance with ANSI C63.10. The EUT is set to transmit in a continuous mode.

For measurements below 1 GHz the resolution bandwidth is set to 100 kHz for peak detection measurements or 120 kHz for quasi-peak detection measurements in the 30-1000MHz range, 9kHz for peak and/or quasi-peak detection measurements in the 0.15-30MHz range and 200Hz for peak and/or quasi-peak detection measurements in the 9 to 150kHz range. Peak detection is used unless otherwise noted as quasi-peak or average (9-90kHz and 110-490kHz).

For pre-scans above 1 GHz the resolution bandwidth is set to 1 MHz; the video bandwidth is set to 30 KHz for peak measurements.

For final measurements above 1 GHz the resolution bandwidth is set to 1 MHz; the video bandwidth is set to 3 MHz for peak measurements and as applicable for average measurements.

The spectrum from 30 MHz to 1GHz and 18GHz to 40 GHz is investigated with the transmitter set to transmit at the channel with highest output power as worst-case scenario. 1GHz to 18GHz was set to the lowest, middle, and highest channels in the 5 GHz bands.

The frequency range of interest is monitored at a fixed antenna height and EUT azimuth. The EUT is rotated through 360 degrees to maximize emissions received. The antenna is scanned from 1 to 4 meters above the ground plane to further maximize the emission. Measurements are made with the antenna polarized in both the vertical and the horizontal positions.

UL VERIFICATION SERVICES
47173 Benicia Street, Fremont, CA 94538; USA TEL:(510) 319-4000 FAX:(510) 661-0888
This report shall not be reproduced except in full, without the written approval of UL VERIFICATION SERVICES

Note: The limits in CFR 47, Part 15, Subpart C, paragraph 15.209(a), are identical to those in RSS-Gen section 8.9, Table 6, since the measurements are performed in terms of magnetic field strength and converted to electric field strength levels (as report in the table) using free space impedance of 377 Ohms. For example, the measurement at frequency X kHz resulted in a level of Y dBuV/m, which is equivalent to Y-51.5 = Z dBuA/m, which has the same margin, W dB to the corresponding RSS-Gen Table 6 limit as it has to 15.209(a) limit.

KDB 414788 Open Field Site(OFS) and Chamber Correlation Justification

Base on FCC 15.31 (f) (2): measurements may be performed at a distance closer than that specified in the regulations; however, an attempt should be made to avoid making measurements in the near field.

OFS and chamber correlation testing had been performed and chamber measured test result is the worst-case test result.

RESULTS

UL VERIFICATION SERVICES
47173 Benicia Street, Fremont, CA 94538; USA TEL:(510) 319-4000 FAX:(510) 661-0888
This report shall not be reproduced except in full, without the written approval of UL VERIFICATION SERVICES

1.1. TRANSMITTER ABOVE 1 GHz

1.1.1. TX ABOVE 1 GHz 802.11n HT20 MODE IN THE 5.2 GHz BAND

1TX Antenna 6 MODE

BANDEDGE (LOW CHANNEL)

HORIZONTAL RESULT

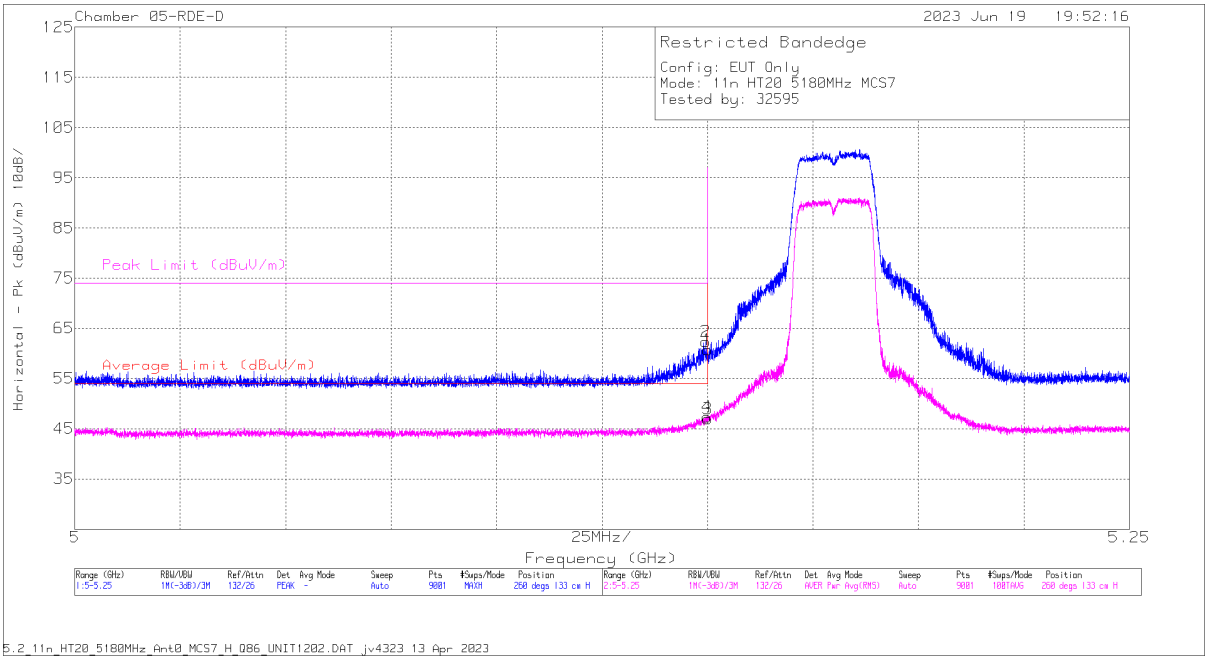

Marker	Frequency (GHz)	Meter Reading (dBuV)	Det	80404_ACF(dB) - 3mH	DCCF (dB)	Gain/Loss (dB)	Corrected Reading (dBuV/m)	Average Limit (dBuV/m)	Margin (dB)	Peak Limit (dBuV/m)	PK Margin (dB)	Azimuth (Degs)	Height (cm)	Polarity
2	5.149612	63.73	Pk	34.4	0	-47.79	50.34	-	-	74	-23.66	260	133	H
4	5.149862	48.16	RMS	34.4	.22	-47.78	35.00	54	-19.00	-	-	260	133	H
1	5.15	62.16	Pk	34.4	0	-47.77	48.79	-	-	74	-25.21	260	133	H
3	5.15	47.87	RMS	34.4	.22	-47.77	34.72	54	-19.28	-	-	260	133	H

Pk - Peak detector
RMS - RMS detection

UL VERIFICATION SERVICES
47173 Benicia Street, Fremont, CA 94538; USA TEL:(510) 319-4000 FAX:(510) 661-0888
This report shall not be reproduced except in full, without the written approval of UL VERIFICATION SERVICES

VERTICAL RESULT

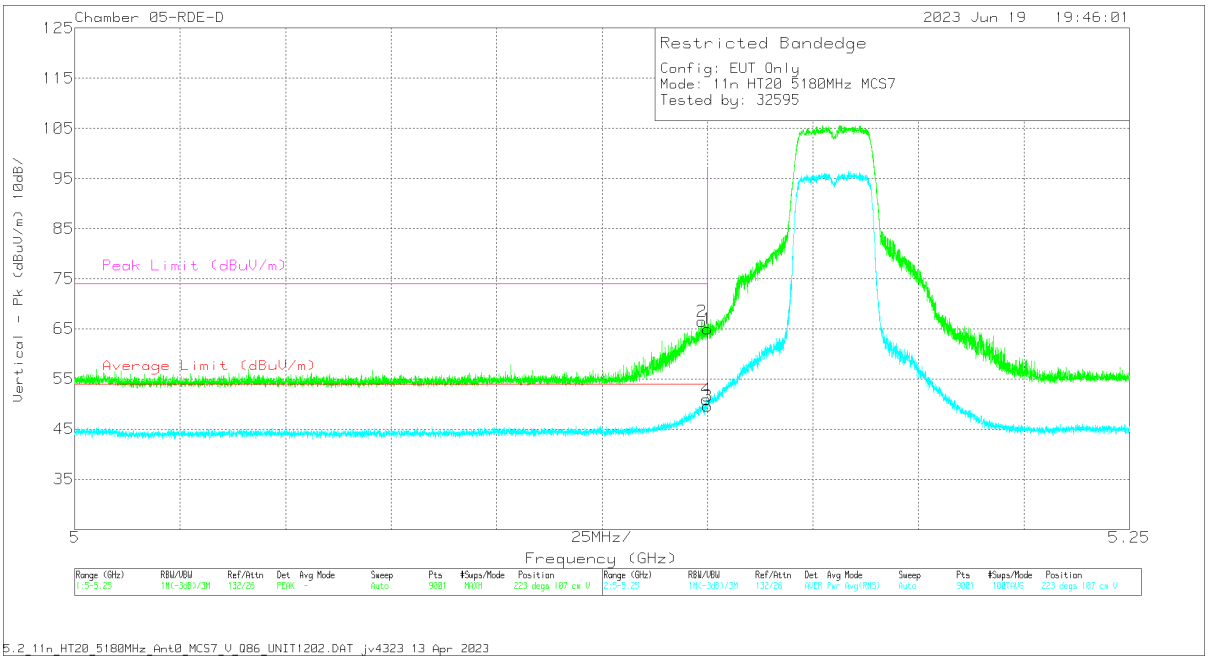

Marker	Frequency (GHz)	Meter Reading (dBuV)	Det	80404_ACF(dB) - 3mH	DCCF (dB)	Gain/Loss (dB)	Corrected Reading (dBuV/m)	Average Limit (dBuV/m)	Margin (dB)	Peak Limit (dBuV/m)	PK Margin (dB)	Azimuth (Degs)	Height (cm)	Polarity
2	5.148723	67.79	Pk	34.5	0	-47.84	54.45	-	-	74	-19.55	223	107	V
4	5.149779	51.82	RMS	34.4	.22	-47.78	38.66	54	-15.34	-	-	223	107	V
1	5.15	66.36	Pk	34.4	0	-47.77	52.99	-	-	74	-21.01	223	107	V
3	5.15	50.42	RMS	34.4	.22	-47.77	37.27	54	-16.73	-	-	223	107	V

Pk - Peak detector
RMS - RMS detection

UL VERIFICATION SERVICES
47173 Benicia Street, Fremont, CA 94538; USA TEL:(510) 319-4000 FAX:(510) 661-0888
This report shall not be reproduced except in full, without the written approval of UL VERIFICATION SERVICES

1TX Antenna 5 MODE

BANDEDGE (LOW CHANNEL)

HORIZONTAL RESULT

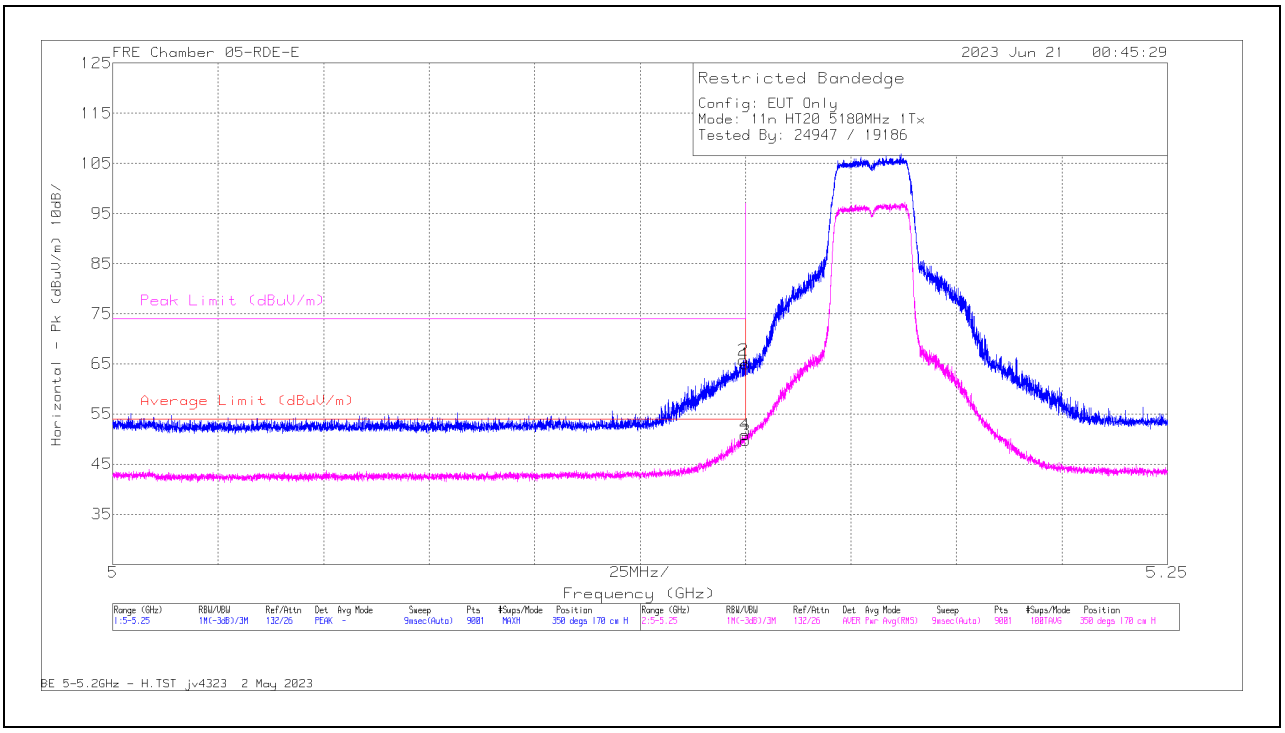

Marker	Frequency (GHz)	Meter Reading (dBuV)	Det	226671 ACF (dB) 3mH	DCCF (dB)	Gain/Loss (dB)	Corrected Reading (dBuV/m)	Average Limit (dBuV/m)	Margin (dB)	Peak Limit (dBuV/m)	PK Margin (dB)	Azimuth (Degs)	Height (cm)	Polarity
2	5.149501	70.24	Pk	34.3	0	-38.81	65.73	-	-	74	-8.27	350	170	H
4	5.149862	54.83	RMS	34.3	.22	-38.81	50.54	54	-3.46	-	-	350	170	H
1	5.15	69.54	Pk	34.3	0	-38.81	65.03	-	-	74	-8.97	350	170	H
3	5.15	53.73	RMS	34.3	.22	-38.81	49.44	54	-4.56	-	-	350	170	H

Pk - Peak detector
RMS - RMS detection

UL VERIFICATION SERVICES
47173 Benicia Street, Fremont, CA 94538; USA TEL:(510) 319-4000 FAX:(510) 661-0888
This report shall not be reproduced except in full, without the written approval of UL VERIFICATION SERVICES

VERTICAL RESULT

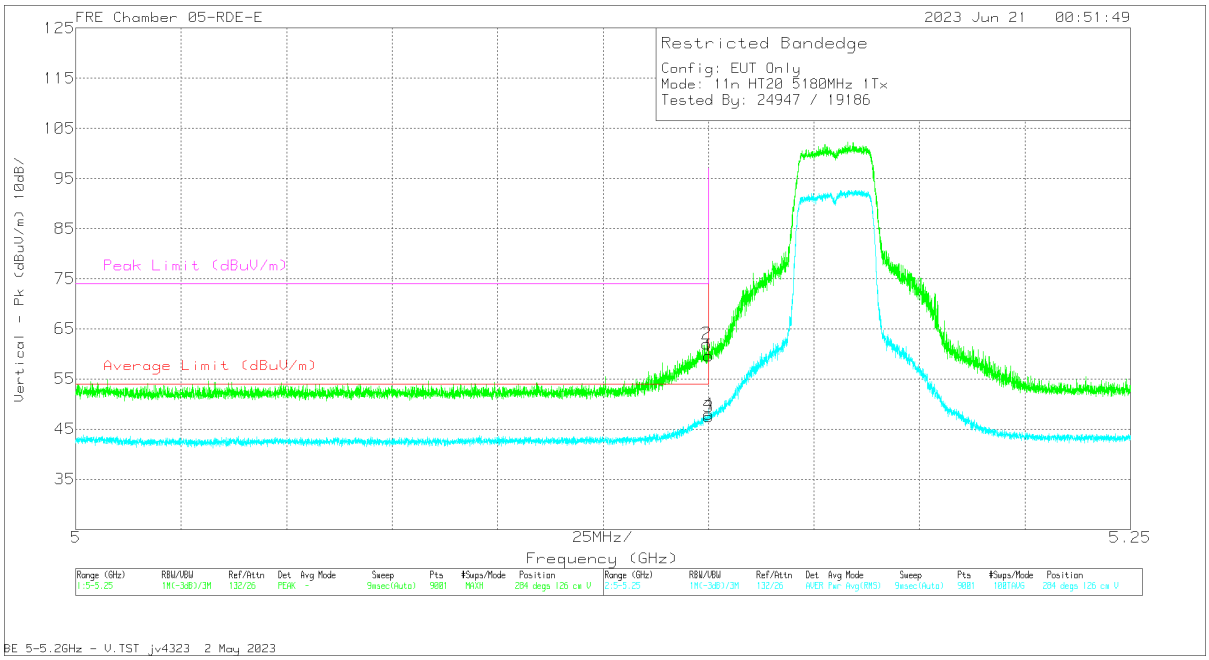

Marker	Frequency (GHz)	Meter Reading (dBuV)	Det	226671 ACF (dB) 3mH	DCCF (dB)	Gain/Loss (dB)	Corrected Reading (dBuV/m)	Average Limit (dBuV/m)	Margin (dB)	Peak Limit (dBuV/m)	PK Margin (dB)	Azimuth (Degs)	Height (cm)	Polarity
2	5.149557	66.55	Pk	34.3	0	-38.81	62.04	-	-	74	-11.96	284	126	V
4	5.149973	51.92	RMS	34.3	.22	-38.81	47.63	54	-6.37	-	-	284	126	V
1	5.15	64.12	Pk	34.3	0	-38.81	59.61	-	-	74	-14.39	284	126	V
3	5.15	51.46	RMS	34.3	.22	-38.81	47.17	54	-6.83	-	-	284	126	V

Pk - Peak detector
RMS - RMS detection

UL VERIFICATION SERVICES
47173 Benicia Street, Fremont, CA 94538; USA TEL:(510) 319-4000 FAX:(510) 661-0888
This report shall not be reproduced except in full, without the written approval of UL VERIFICATION SERVICES

2TX Antenna 6 + Antenna 5 CDD MODE

BANDEDGE (LOW CHANNEL)

HORIZONTAL RESULT

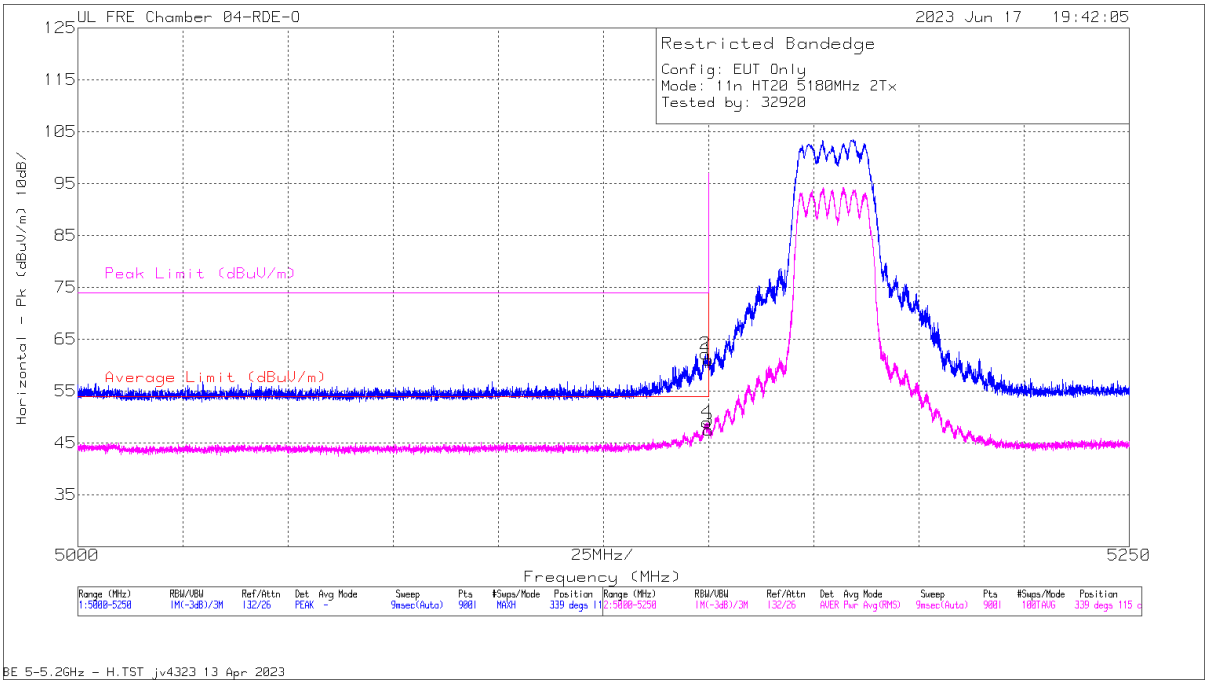

Marker	Frequency (MHz)	Meter Reading (dBuV)	Det	80404_ACF(dB) - 3mH	DCCF (dB)	Gain/Loss (dB)	Corrected Reading (dBuV/m)	Average Limit (dBuV/m)	Margin (dB)	Peak Limit (dBuV/m)	PK Margin (dB)	Azimuth (Degs)	Height (cm)	Polarity
2	5149.251	63.57	Pk	34.4	0	-35.78	62.19	-	-	74	-11.81	339	115	H
4	5149.612	50.15	RMS	34.4	.22	-35.79	48.98	54	-5.02	-	-	339	115	H
1	5150	62.39	Pk	34.4	0	-35.79	61	-	-	74	-13	339	115	H
3	5150	48.6	RMS	34.4	.22	-35.79	47.43	54	-6.57	-	-	339	115	H

Pk - Peak detector
RMS - RMS detection

UL VERIFICATION SERVICES
47173 Benicia Street, Fremont, CA 94538; USA TEL:(510) 319-4000 FAX:(510) 661-0888
This report shall not be reproduced except in full, without the written approval of UL VERIFICATION SERVICES

VERTICAL RESULT

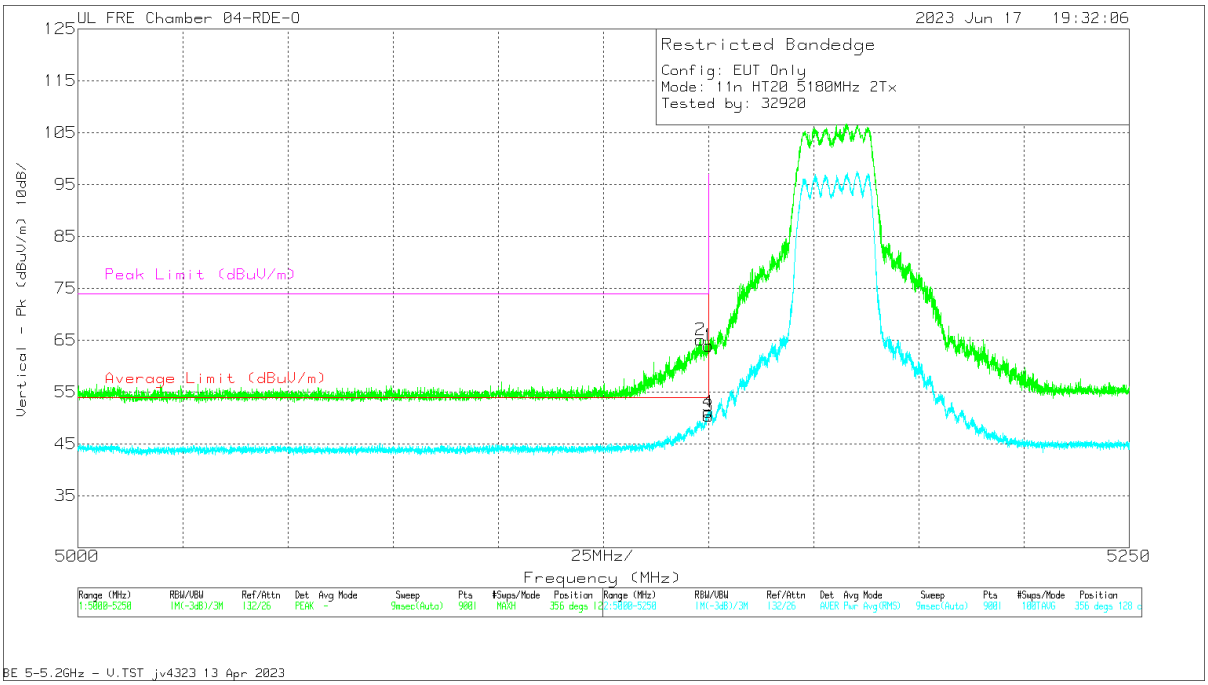

Marker	Frequency (MHz)	Meter Reading (dBuV)	Det	80404_ACF(dB) - 3mH	DCCF (dB)	Gain/Loss (dB)	Corrected Reading (dBuV/m)	Average Limit (dBuV/m)	Margin (dB)	Peak Limit (dBuV/m)	PK Margin (dB)	Azimuth (Degs)	Height (cm)	Polarity
2	5148.029	66.37	Pk	34.5	0	-35.76	65.11	-	-	74	-8.89	356	128	V
4	5149.918	52.33	RMS	34.4	.22	-35.79	51.16	54	-2.84	-	-	356	128	V
1	5150	65.33	Pk	34.4	0	-35.79	63.94	-	-	74	-10.06	356	128	V
3	5150	51.51	RMS	34.4	.22	-35.79	50.34	54	-3.66	-	-	356	128	V

Pk - Peak detector
RMS - RMS detection

UL VERIFICATION SERVICES
47173 Benicia Street, Fremont, CA 94538; USA TEL:(510) 319-4000 FAX:(510) 661-0888
This report shall not be reproduced except in full, without the written approval of UL VERIFICATION SERVICES

1.1.2. HT20, HARMONICS AND SPURIOUS EMISSIONS

LOW CHANNEL RESULTS

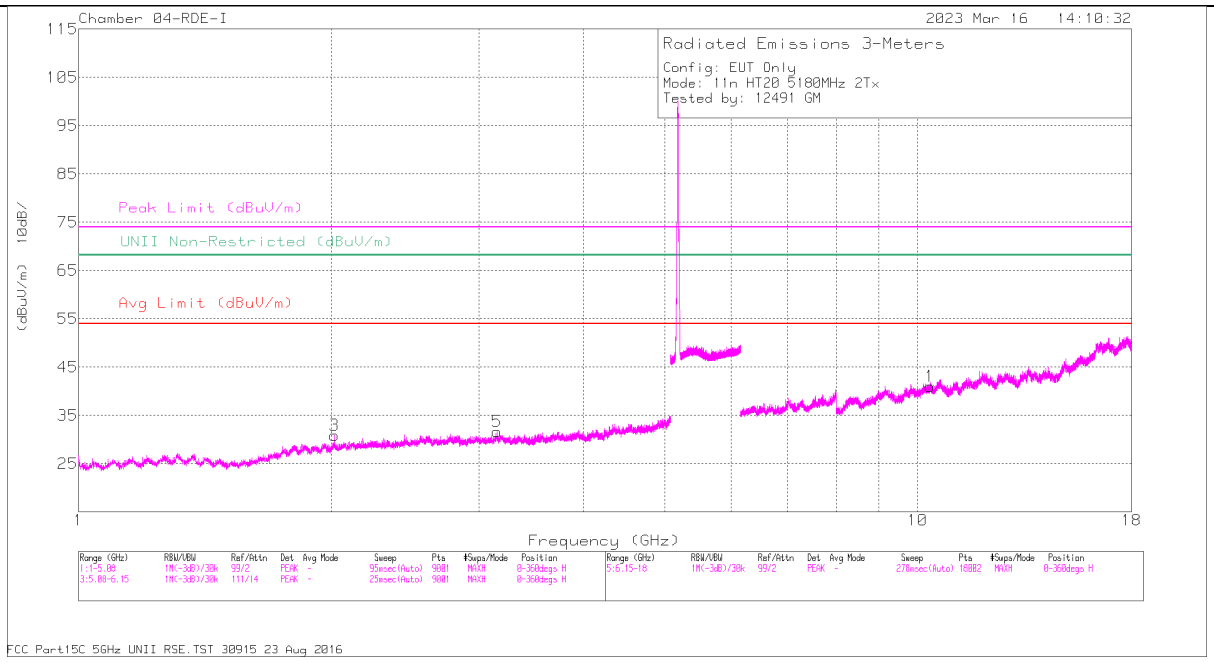

HORIZONTAL

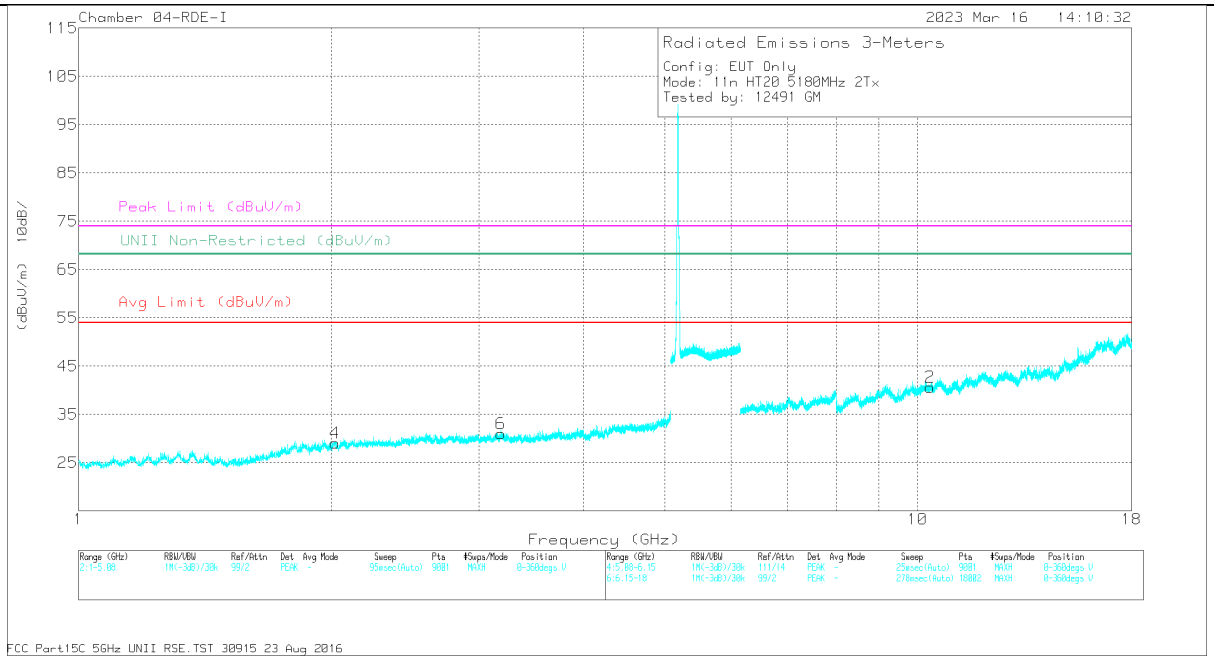

VERTICAL

UL VERIFICATION SERVICES
47173 Benicia Street, Fremont, CA 94538; USA TEL:(510) 319-4000 FAX:(510) 661-0888

This report shall not be reproduced except in full, without the written approval of UL VERIFICATION SERVICES

RADIATED EMISSIONS

Marker	Frequency (GHz)	Meter Reading (dBuV)	Det	84797 ACF (dB) - 3mH	Amp/Cbl/ Fltr (dB)	Corrected Reading (dBuV/m)	UNII Non-Restricted (dBuV/m)	PK Margin (dB)	Azimuth (Degs)	Height (cm)	Polarity
3	2.020357	39.86	PK-U	31.3	-31.6	39.56	68.2	-28.64	244	147	H
	2.017926	28.29	ADR	31.3	-31.9	27.69	-	-	244	147	H
5	3.156864	37.44	PK-U	33	-29.8	40.64	68.2	-27.56	91	128	H
	3.155406	25.64	ADR	33	-29.9	28.74	-	-	91	128	H
4	2.017165	39.95	PK-U	31.3	-31.9	39.35	68.2	-28.85	78	193	V
	2.018591	28.15	ADR	31.3	-31.8	27.65	-	-	78	193	V
6	3.186289	37.14	PK-U	33	-29.6	40.54	68.2	-27.66	281	105	V
	3.182829	25.7	ADR	33	-29.6	29.1	-	-	281	105	V
1	10.361112	30.92	PK-U	37.3	-18.2	50.02	68.2	-18.18	196	111	H
	10.362554	19.62	ADR	37.3	-18.3	38.62	-	-	196	111	H
2	10.357928	31.15	PK-U	37.3	-18.3	50.15	68.2	-18.05	266	324	V
	10.358689	19.94	ADR	37.3	-18.2	39.04	-	-	266	324	V

PK-U - U-NII: Maximum Peak
ADR - U-NII AD primary method, RMS average

UL VERIFICATION SERVICES
47173 Benicia Street, Fremont, CA 94538; USA TEL:(510) 319-4000 FAX:(510) 661-0888
This report shall not be reproduced except in full, without the written approval of UL VERIFICATION SERVICES

MID CHANNEL RESULTS

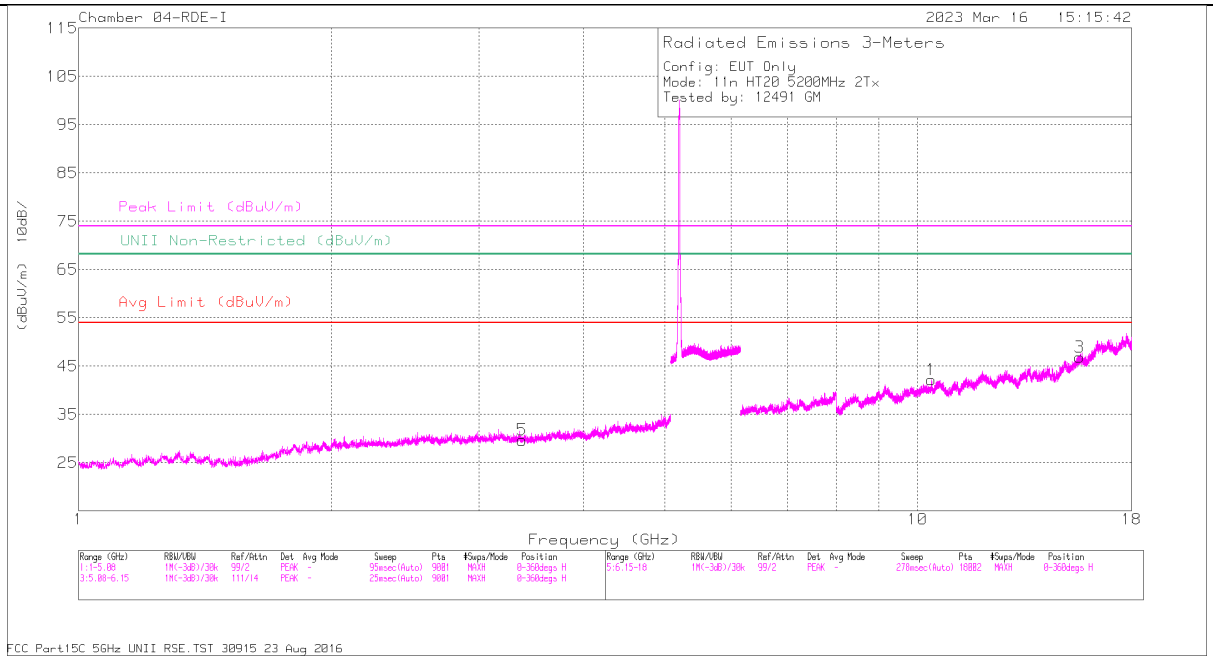

HORIZONTAL

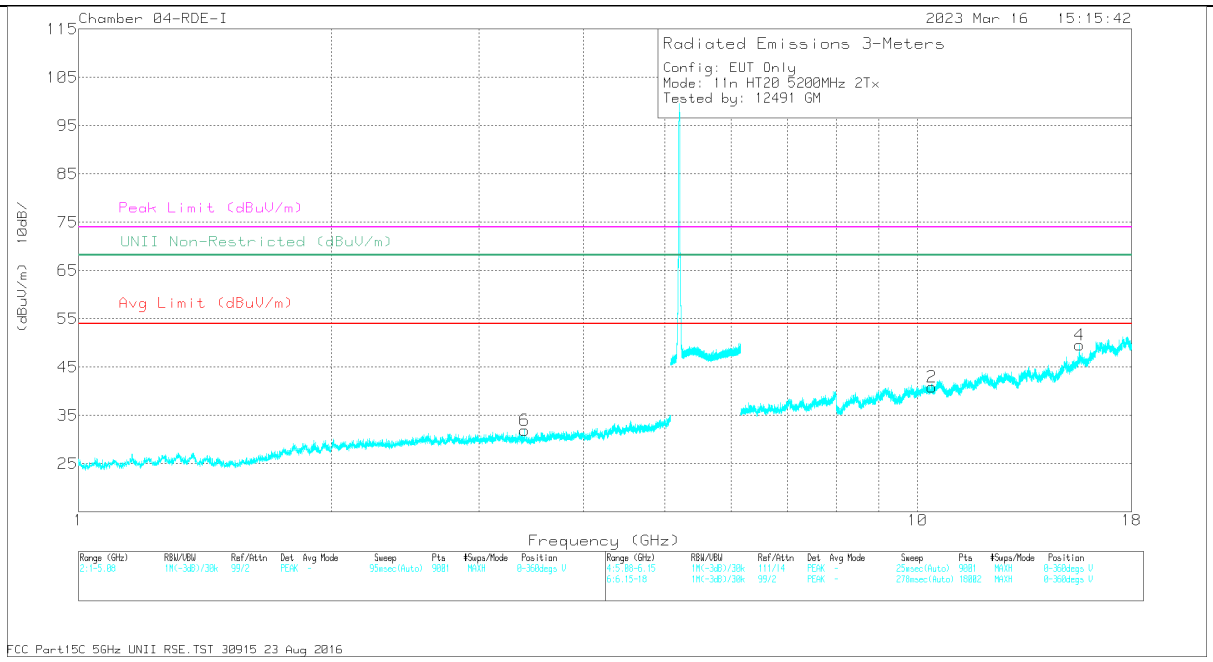

VERTICAL

UL VERIFICATION SERVICES
47173 Benicia Street, Fremont, CA 94538; USA TEL:(510) 319-4000 FAX:(510) 661-0888

This report shall not be reproduced except in full, without the written approval of UL VERIFICATION SERVICES

RADIATED EMISSIONS

Marker	Frequency (GHz)	Meter Reading (dBuV)	Det	84797 ACF (dB) - 3mH	Amp/Cbl/Fltr (dB)	Corrected Reading (dBuV/m)	Avg Limit (dBuV/m)	Margin (dB)	Peak Limit (dBuV/m)	PK Margin (dB)	UNII Non-Restricted (dBuV/m)	PK Margin (dB)	Azimuth (Degs)	Height (cm)	Polarity
5	3.372418	36.93	PK-U	32.8	-29.8	39.93					68.2	-28.27	215	101	H
6	3.403403	37.16	PK-U	32.7	-29.7	40.16					68.2	-28.04	20	348	V
1	10.399773	33.07	PK-U	37.4	-18.4	52.07					68.2	-16.13	197	202	H
	* 15.59326	32.39	PK-U	41	-16.6	56.79	-	-	74	-17.21	-	-	121	344	H
3	* 15.593859	20.67	ADR	41	-16.6	45.07	54	-8.93	-	-	-	-	121	344	H
2	10.399953	31.66	PK-U	37.4	-18.4	50.66	-	-	-	-	68.2	-17.54	68	261	V
4	* 15.591132	32.05	PK-U	41	-16.6	56.45	-	-	74	-17.55	-	-	195	129	V
	* 15.592917	20.58	ADR	41	-16.6	44.98	54	-9.02	-	-	-	-	195	129	V

* - indicates frequency in CFR47 Pt 15 / IC RSS-Restricted Band
PK-U - U-NII: Maximum Peak
ADR - U-NII AD primary method, RMS average

UL VERIFICATION SERVICES
47173 Benicia Street, Fremont, CA 94538; USA TEL:(510) 319-4000 FAX:(510) 661-0888
This report shall not be reproduced except in full, without the written approval of UL VERIFICATION SERVICES

HIGH CHANNEL RESULTS

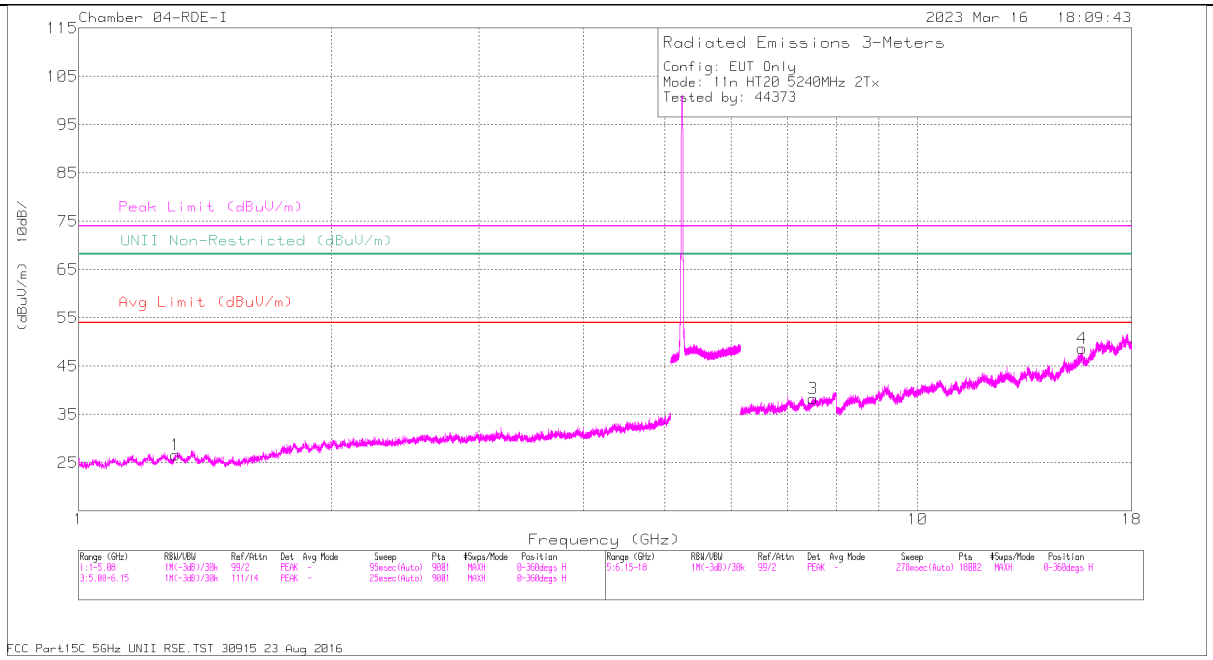

HORIZONTAL

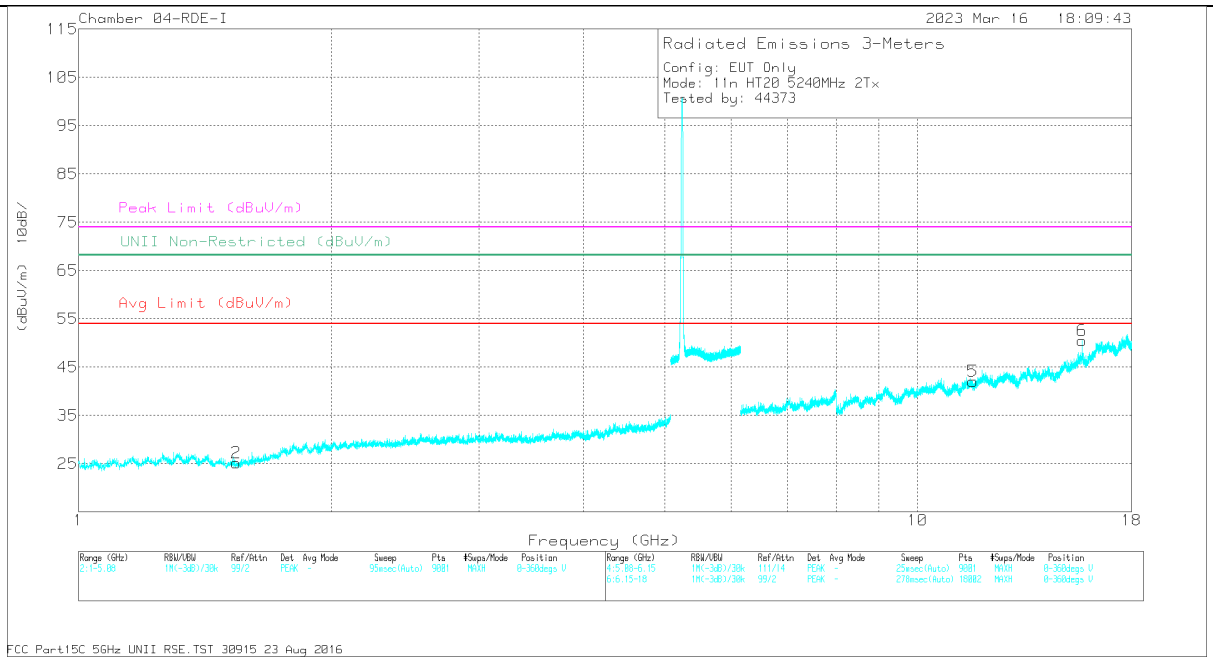

VERTICAL

UL VERIFICATION SERVICES
47173 Benicia Street, Fremont, CA 94538; USA TEL:(510) 319-4000 FAX:(510) 661-0888

This report shall not be reproduced except in full, without the written approval of UL VERIFICATION SERVICES

RADIATED EMISSIONS

Marker	Frequency (GHz)	Meter Reading (dBuV)	Det	84797 ACF (dB) - 3mH	Amp/Cbl/Fltr (dB)	Corrected Reading (dBuV/m)	Avg Limit (dBuV/m)	Margin (dB)	Peak Limit (dBuV/m)	PK Margin (dB)	UNII Non-Restricted (dBuV/m)	PK Margin (dB)	Azimuth (Degs)	Height (cm)	Polarity
1	* 1.306372	41.27	PK-U	28.6	-32.9	36.97	-	-	74	-37.03	-	-	0	200	H
	* 1.306221	29.54	ADR	28.6	-32.9	25.24	54	-28.76	-	-	-	-	0	200	H
2	* 1.541888	40.52	PK-U	27.6	-32.5	35.62	-	-	74	-38.38	-	-	0	101	V
	* 1.540337	28.98	ADR	27.6	-32.5	24.08	54	-29.92	-	-	-	-	0	101	V
3	* 7.510764	32.58	PK-U	35.6	-20.5	47.68	-	-	74	-26.32	-	-	0	101	H
	* 7.512334	21.11	ADR	35.6	-20.6	36.11	54	-17.89	-	-	-	-	0	101	H
4	* 15.72617	32.61	PK-U	41.2	-16.3	57.51	-	-	74	-16.49	-	-	40	226	H
	* 15.725967	20.95	ADR	41.2	-16.3	45.85	54	-8.15	-	-	-	-	40	226	H
5	* 11.645437	32.79	PK-U	38.2	-18.8	52.19	-	-	74	-21.81	-	-	40	200	V
	* 11.644603	20.65	ADR	38.2	-18.8	40.05	54	-13.95	-	-	-	-	40	200	V
6	* 15.718113	34.97	PK-U	41.2	-16.2	59.97	-	-	74	-14.03	-	-	112	183	V
	* 15.717901	22.91	ADR	41.2	-16.2	47.91	54	-6.09	-	-	-	-	112	183	V

* - indicates frequency in CFR47 Pt 15 / IC RSS-Restricted Band
PK-U - U-NII: Maximum Peak
ADR - U-NII AD primary method, RMS average

UL VERIFICATION SERVICES
47173 Benicia Street, Fremont, CA 94538; USA TEL:(510) 319-4000 FAX:(510) 661-0888
This report shall not be reproduced except in full, without the written approval of UL VERIFICATION SERVICES

1.1.3. TX ABOVE 1 GHz 802.11n HT40 MODE IN THE 5.2 GHz BAND

1TX Antenna 6 MODE

BANDEDGE (LOW CHANNEL)

HORIZONTAL RESULT

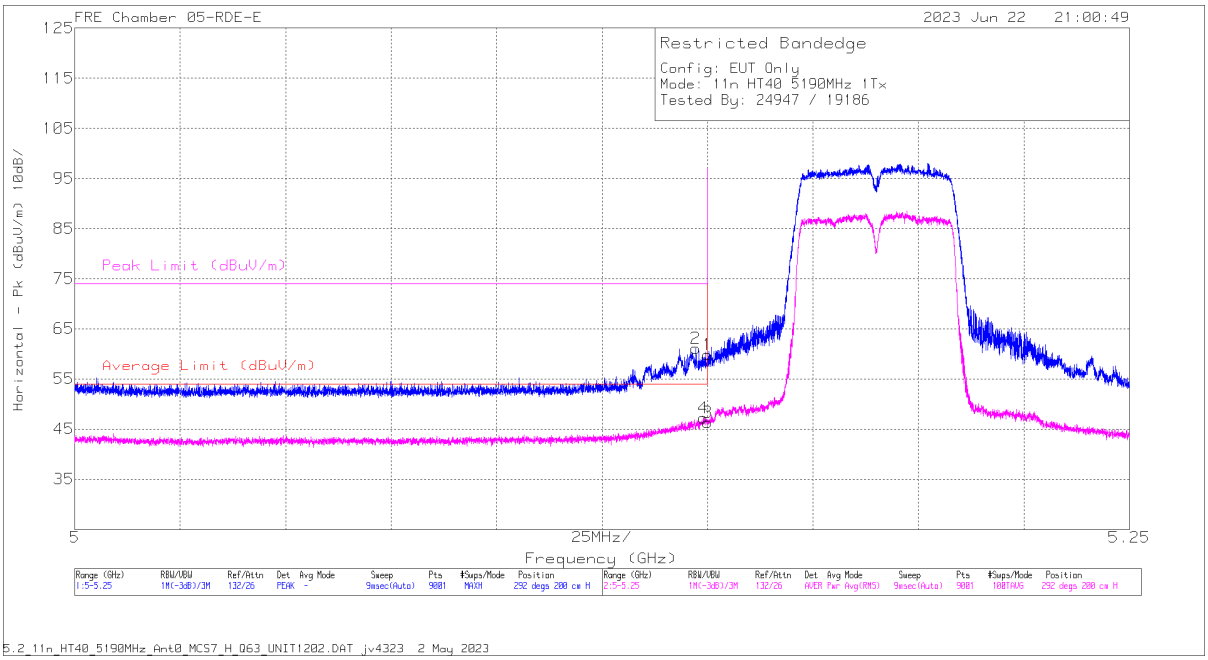

Marker	Frequency (GHz)	Meter Reading (dBuV)	Det	226671 ACF (dB) 3mH	DCCF (dB)	Gain/Loss (dB)	Corrected Reading (dBuV/m)	Average Limit (dBuV/m)	Margin (dB)	Peak Limit (dBuV/m)	PK Margin (dB)	Azimuth (Degs)	Height (cm)	Polarity
2	5.147251	65.66	Pk	34.3	0	-38.84	61.12	-	-	74	-12.88	292	200	H
4	5.149029	51.08	RMS	34.3	.17	-38.81	46.74	54	-6.76	-	-	292	200	H
1	5.15	64.41	Pk	34.3	0	-38.81	59.9	-	-	74	-14.1	292	200	H
3	5.15	50.24	RMS	34.3	.17	-38.81	45.90	54	-7.6	-	-	292	200	H

Pk - Peak detector
RMS - RMS detection

UL VERIFICATION SERVICES
47173 Benicia Street, Fremont, CA 94538; USA TEL:(510) 319-4000 FAX:(510) 661-0888
This report shall not be reproduced except in full, without the written approval of UL VERIFICATION SERVICES

VERTICAL RESULT

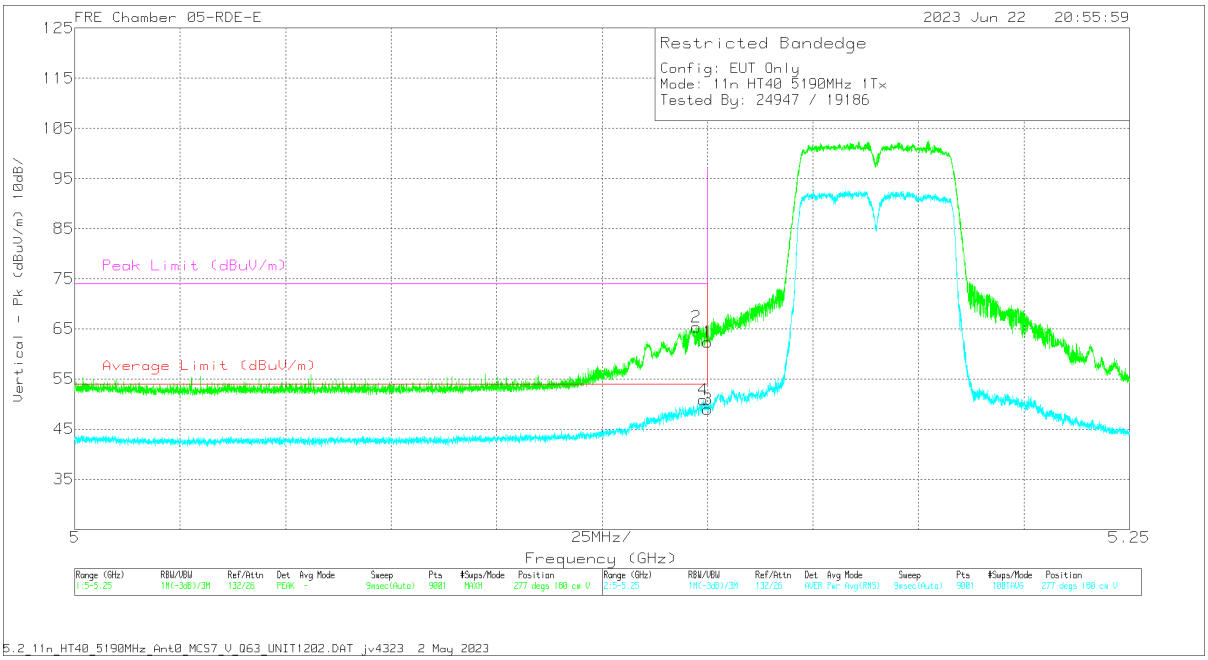

Marker	Frequency (GHz)	Meter Reading (dBuV)	Det	226671 ACF (dB) 3mH	DCCF (dB)	Gain/Loss (dB)	Corrected Reading (dBuV/m)	Average Limit (dBuV/m)	Margin (dB)	Peak Limit (dBuV/m)	PK Margin (dB)	Azimuth (Degs)	Height (cm)	Polarity
2	5.147279	69.94	Pk	34.3	0	-38.84	65.4	-	-	74	-8.6	277	180	V
4	5.148973	54.68	RMS	34.3	.17	-38.81	50.34	54	-3.64	-	-	277	180	V
1	5.15	66.91	Pk	34.3	0	-38.81	62.4	-	-	74	-11.6	277	180	V
3	5.15	52.76	RMS	34.3	.17	-38.81	48.42	54	-5.58	-	-	277	180	V

Pk - Peak detector
RMS - RMS detection

UL VERIFICATION SERVICES
47173 Benicia Street, Fremont, CA 94538; USA TEL:(510) 319-4000 FAX:(510) 661-0888
This report shall not be reproduced except in full, without the written approval of UL VERIFICATION SERVICES

1TX Antenna 5 MODE

BANDEDGE (LOW CHANNEL)

HORIZONTAL RESULT

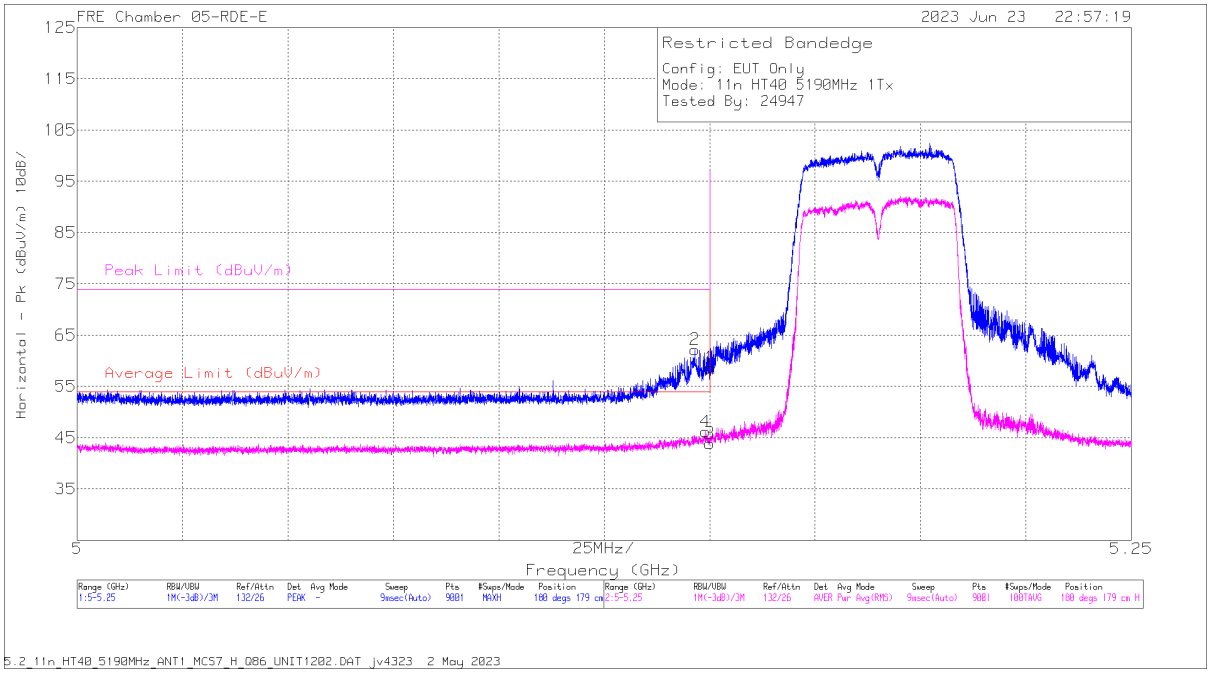

Marker	Frequency (GHz)	Meter Reading (dBuV)	Det	226671 ACF (dB) 3mH	DCCF (dB)	Gain/Loss (dB)	Corrected Reading (dBuV/m)	Average Limit (dBuV/m)	Margin (dB)	Peak Limit (dBuV/m)	PK Margin (dB)	Azimuth (Degs)	Height (cm)	Polarity
2	5.146446	66.73	Pk	34.3	0	-38.87	62.16	-	-	74	-11.84	180	179	H
4	5.149029	49.99	RMS	34.3	.17	-38.81	45.65	54	-8.35	-	-	180	179	H
1	5.15	63.14	Pk	34.3	0	-38.81	58.63	-	-	74	-15.37	180	179	H
3	5.15	47.7	RMS	34.3	.17	-38.81	43.36	54	-10.64	-	-	180	179	H

Pk - Peak detector
RMS - RMS detection

UL VERIFICATION SERVICES
47173 Benicia Street, Fremont, CA 94538; USA TEL:(510) 319-4000 FAX:(510) 661-0888
This report shall not be reproduced except in full, without the written approval of UL VERIFICATION SERVICES

VERTICAL RESULT

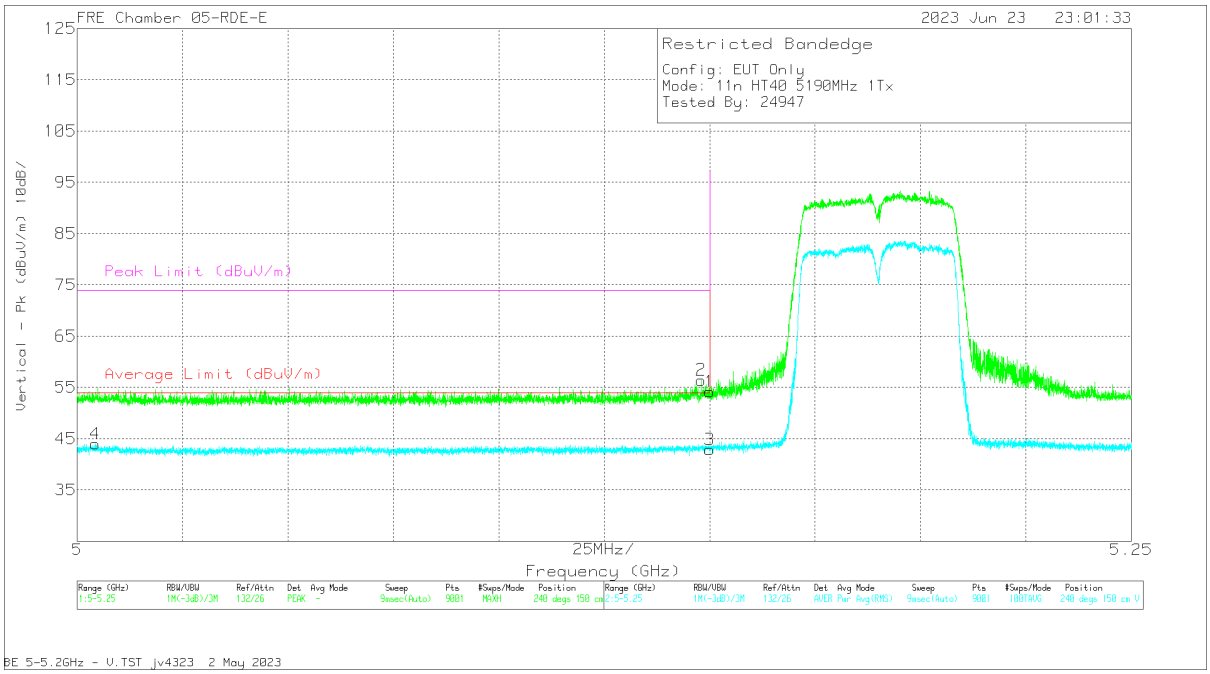

Marker	Frequency (GHz)	Meter Reading (dBuV)	Det	226671 ACF (dB) 3mH	DCCF (dB)	Gain/Loss (dB)	Corrected Reading (dBuV/m)	Average Limit (dBuV/m)	Margin (dB)	Peak Limit (dBuV/m)	PK Margin (dB)	Azimuth (Degs)	Height (cm)	Polarity
4	5.004333	48.12	RMS	34.1	.17	-38.95	43.44	54	-10.56	-	-	240	150	V
2	5.147946	60.95	Pk	34.3	0	-38.83	56.42	-	-	74	-17.58	240	150	V
1	5.15	58.67	Pk	34.3	0	-38.81	54.16	-	-	74	-19.84	240	150	V
3	5.15	46.68	RMS	34.3	.17	-38.81	42.34	54	-11.66	-	-	240	150	V

Pk - Peak detector
RMS - RMS detection

UL VERIFICATION SERVICES
47173 Benicia Street, Fremont, CA 94538; USA TEL:(510) 319-4000 FAX:(510) 661-0888
This report shall not be reproduced except in full, without the written approval of UL VERIFICATION SERVICES

2TX Antenna 6 + Antenna 5 CDD MODE

BANDEDGE (LOW CHANNEL)

HORIZONTAL RESULT

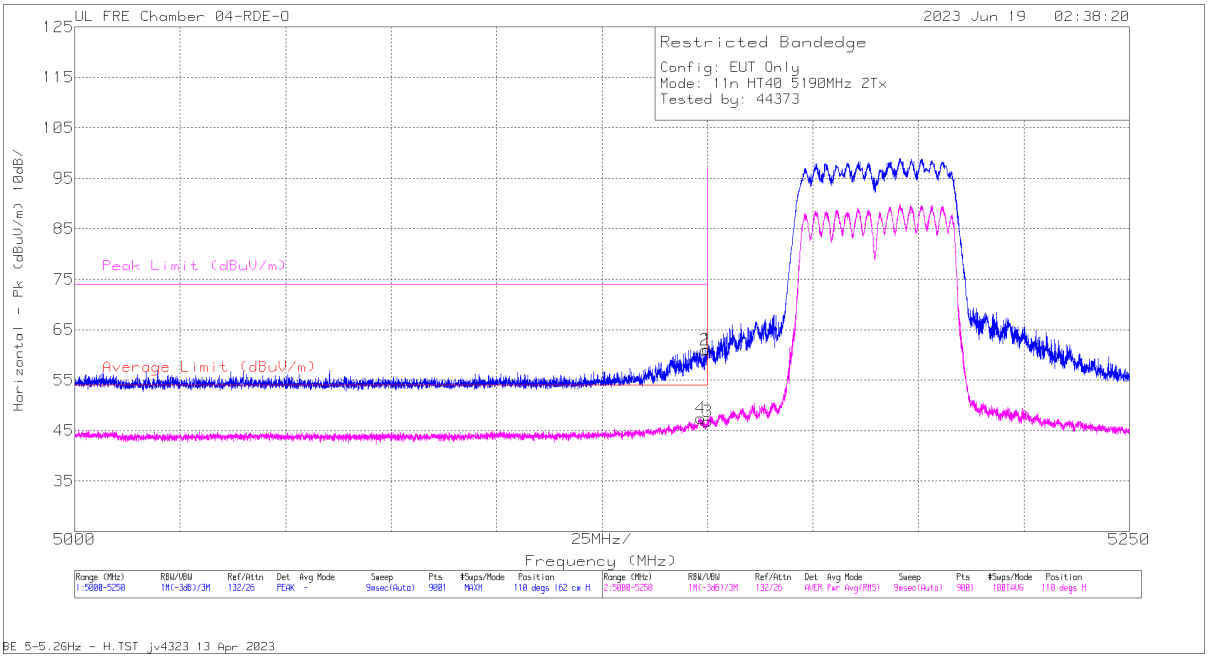

Marker	Frequency (MHz)	Meter Reading (dBuV)	Det	80404_ACF(dB) - 3mH	DCCF (dB)	Gain/Loss (dB)	Corrected Reading (dBuV/m)	Average Limit (dBuV/m)	Margin (dB)	Peak Limit (dBuV/m)	PK Margin (dB)	Azimuth (Degs)	Height (cm)	Polarity
4	5148.335	48.48	RMS	34.5	.17	-35.77	47.38	54	-6.62	-	-	110	162	H
2	5149.418	62.39	Pk	34.4	0	-35.78	61.01	-	-	74	-12.99	110	162	H
1	5150	62.48	Pk	34.4	0	-35.79	61.09	-	-	74	-12.91	110	162	H
3	5150	47.99	RMS	34.4	.17	-35.79	46.77	54	-7.23	-	-	110	162	H

Pk - Peak detector
RMS - RMS detection

UL VERIFICATION SERVICES
47173 Benicia Street, Fremont, CA 94538; USA TEL:(510) 319-4000 FAX:(510) 661-0888
This report shall not be reproduced except in full, without the written approval of UL VERIFICATION SERVICES

VERTICAL RESULT

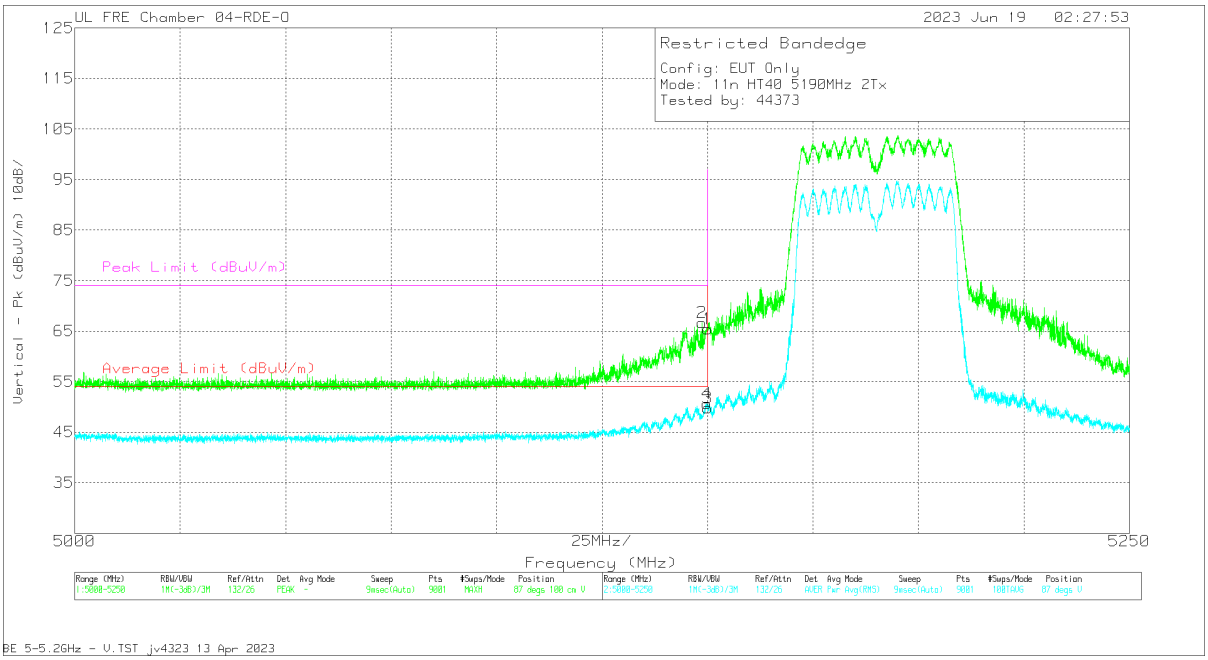

Marker	Frequency (MHz)	Meter Reading (dBuV)	Det	80404_ACF(dB) - 3mH	DCCF (dB)	Gain/Loss (dB)	Corrected Reading (dBuV/m)	Average Limit (dBuV/m)	Margin (dB)	Peak Limit (dBuV/m)	PK Margin (dB)	Azimuth (Degs)	Height (cm)	Polarity
2	5148.668	67.94	Pk	34.5	0	-35.77	66.67	-	-	74	-7.33	87	100	V
4	5149.89	51.9	RMS	34.4	.17	-35.79	50.68	54	-3.32	-	-	87	100	V
1	5150	66.79	Pk	34.4	0	-35.79	65.4	-	-	74	-8.6	87	100	V
3	5150	51.05	RMS	34.4	.17	-35.79	49.83	54	-4.17	-	-	87	100	V

Pk - Peak detector
RMS - RMS detection

UL VERIFICATION SERVICES
47173 Benicia Street, Fremont, CA 94538; USA TEL:(510) 319-4000 FAX:(510) 661-0888
This report shall not be reproduced except in full, without the written approval of UL VERIFICATION SERVICES

1.1.4. HT40, HARMONICS AND SPURIOUS EMISSIONS

LOW CHANNEL RESULTS

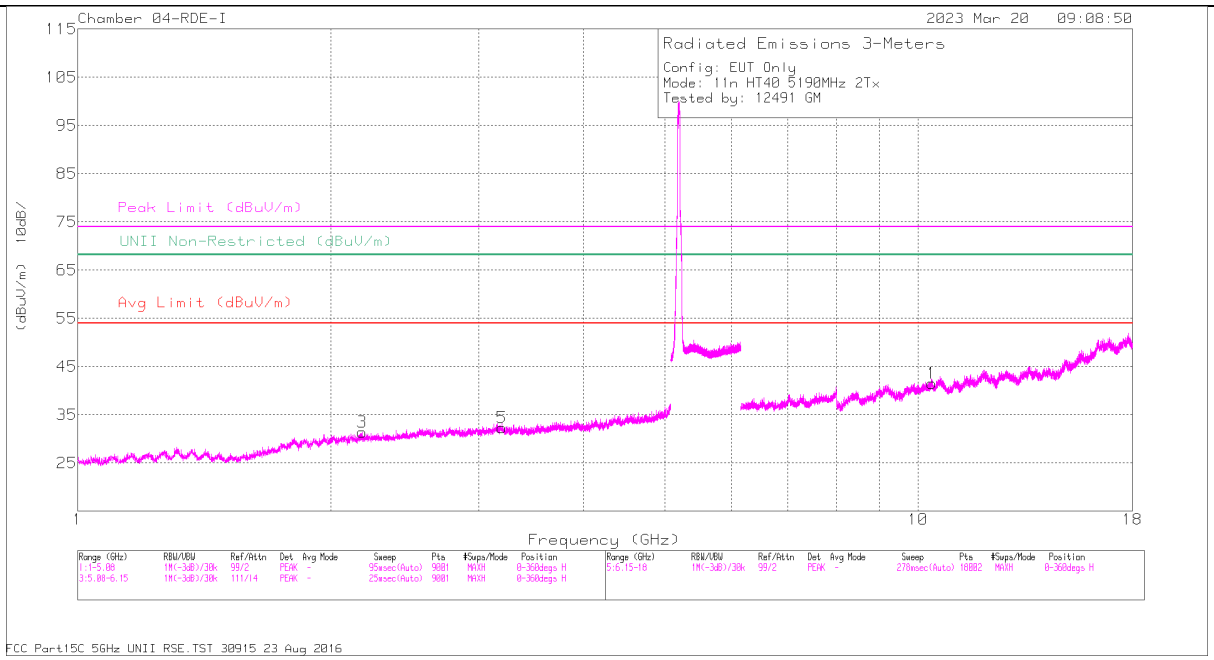

HORIZONTAL

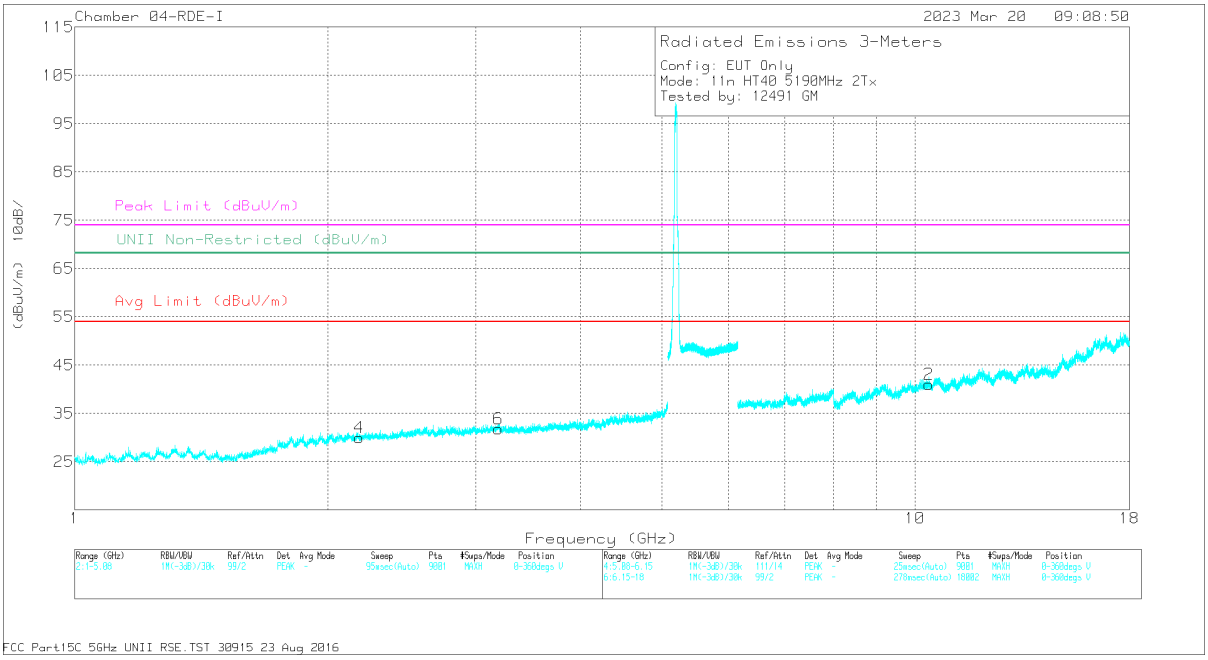

VERTICAL

UL VERIFICATION SERVICES
47173 Benicia Street, Fremont, CA 94538; USA TEL:(510) 319-4000 FAX:(510) 661-0888

This report shall not be reproduced except in full, without the written approval of UL VERIFICATION SERVICES

RADIATED EMISSIONS

marker	Frequency (GHz)	Meter Reading (dBuV)	Det	84797 ACF (dB) - 3mH	Amp/Cbl/Fltr (dB)	Corrected Reading (dBuV/m)	UNII Non-Restricted (dBuV/m)	PK Margin (dB)	Azimuth (Degs)	Height (cm)	Polarity
3	2.17935	40.64	PK-U	31.6	-31.6	40.64	68.2	-27.56	225	234	H
5	3.197493	38.76	PK-U	33	-29.6	42.16	68.2	-26.04	353	206	H
4	2.175159	39.74	PK-U	31.6	-31.7	39.64	68.2	-28.56	3	263	V
6	3.194582	38.34	PK-U	33	-29.6	41.74	68.2	-26.46	200	197	V
1	10.380694	31.53	PK-U	37.4	-18.3	50.63	68.2	-17.57	211	121	H
2	10.382136	31.51	PK-U	37.4	-18.2	50.71	68.2	-17.49	137	132	V

PK-U - U-NII: Maximum Peak
ADR - U-NII AD primary method, RMS average

UL VERIFICATION SERVICES
47173 Benicia Street, Fremont, CA 94538; USA TEL:(510) 319-4000 FAX:(510) 661-0888
This report shall not be reproduced except in full, without the written approval of UL VERIFICATION SERVICES

HIGH CHANNEL RESULTS

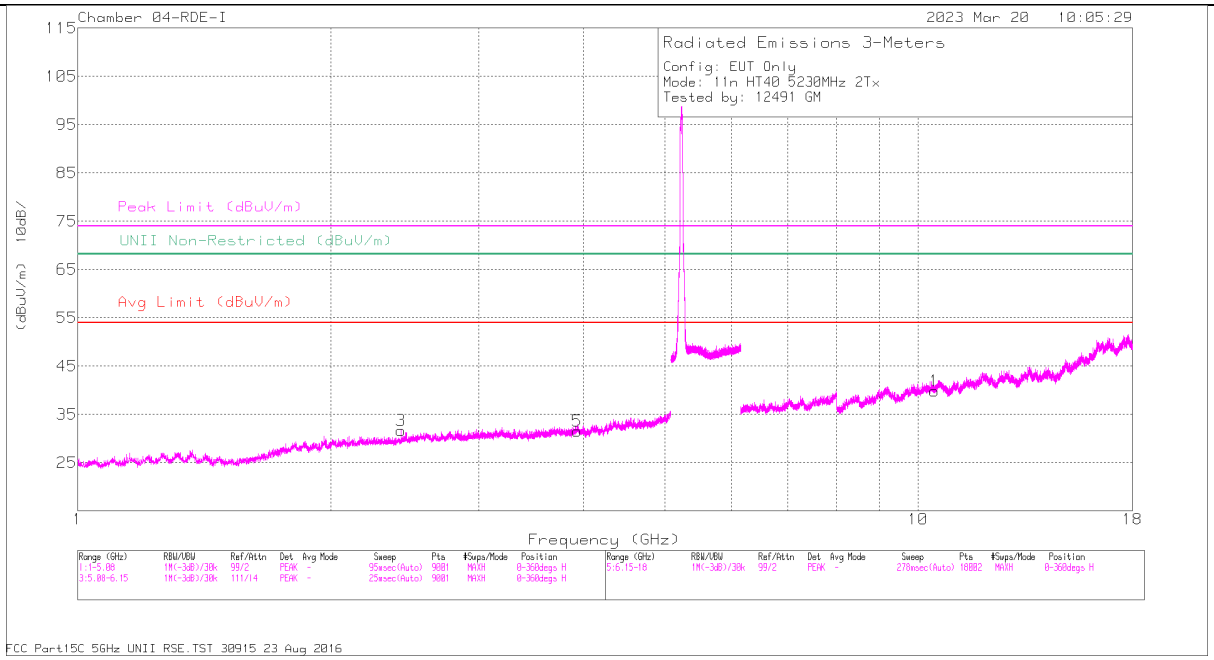

HORIZONTAL

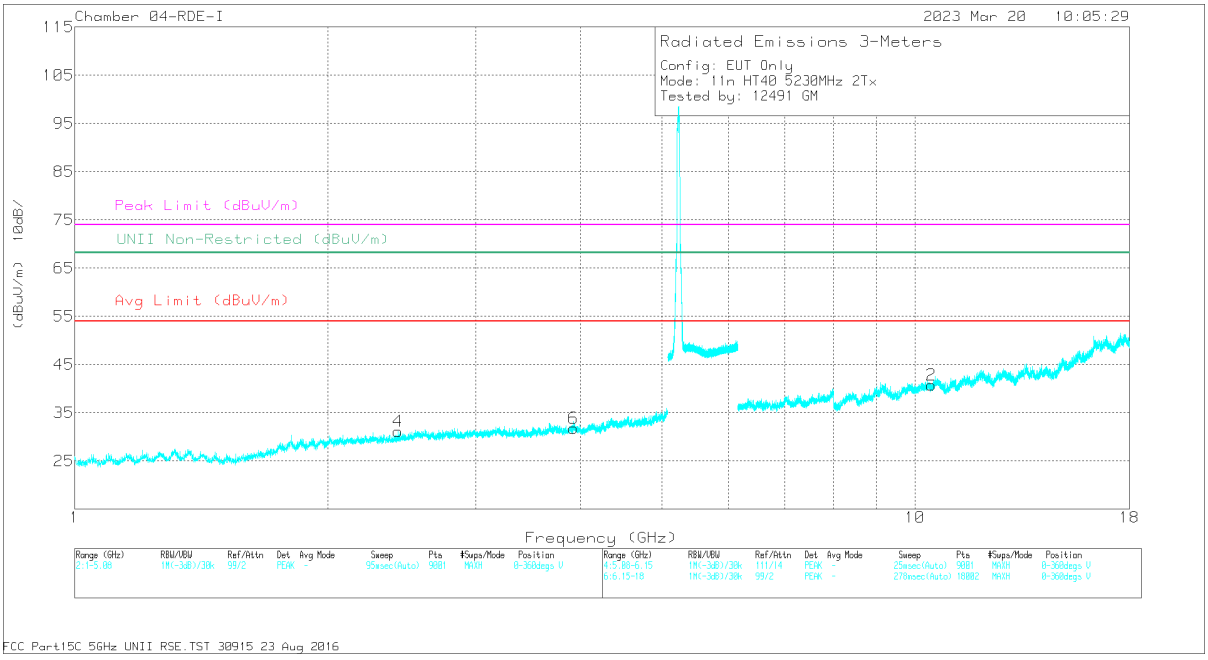

VERTICAL

UL VERIFICATION SERVICES
47173 Benicia Street, Fremont, CA 94538; USA TEL:(510) 319-4000 FAX:(510) 661-0888

This report shall not be reproduced except in full, without the written approval of UL VERIFICATION SERVICES

RADIATED EMISSIONS

Marker	Frequency (GHz)	Meter Reading (dBuV)	Det	84797 ACF (dB) - 3mH	Amp/Cbl/Fltr (dB)	Corrected Reading (dBuV/m)	Avg Limit (dBuV/m)	Margin (dB)	Peak Limit (dBuV/m)	PK Margin (dB)	UNII Non-Restricted (dBuV/m)	PK Margin (dB)	Azimuth (Degs)	Height (cm)	Polarity
3	2.428074	39.37	PK-U	31.8	-31.2	39.97	-	-	-	-	68.2	-28.23	140	182	H
5	* 3.926215	36.9	PK-U	33.2	-28.5	41.6	-	-	74	-32.4	-	-	306	103	H
	* 3.928885	25.36	ADR	33.2	-28.6	29.96	54	-24.04	-	-	-	-	306	103	H
4	2.426107	38.76	PK-U	31.8	-31.2	39.36	-	-	-	-	68.2	-28.84	281	129	V
6	* 3.923985	36.87	PK-U	33.2	-28.4	41.67	-	-	74	-32.33	-	-	151	134	V
	* 3.925729	25.42	ADR	33.2	-28.4	30.22	54	-23.78	-	-	-	-	151	134	V
1	10.466501	32.09	PK-U	37.4	-19.3	50.19	-	-	-	-	68.2	-18.01	205	136	H
2	10.459705	31.95	PK-U	37.4	-19.2	50.15	-	-	-	-	68.2	-18.05	15	145	V

* - indicates frequency in CFR47 Pt 15 / IC RSS-Restricted Band
PK-U - U-NII: Maximum Peak
ADR - U-NII AD primary method, RMS average

UL VERIFICATION SERVICES
47173 Benicia Street, Fremont, CA 94538; USA TEL:(510) 319-4000 FAX:(510) 661-0888
This report shall not be reproduced except in full, without the written approval of UL VERIFICATION SERVICES

1.1.5. TX ABOVE 1 GHz 802.11ac VHT80 MODE IN THE 5.2 GHz BAND

1TX Antenna 6 MODE

BANDEDGE (MID CHANNEL)

HORIZONTAL RESULT

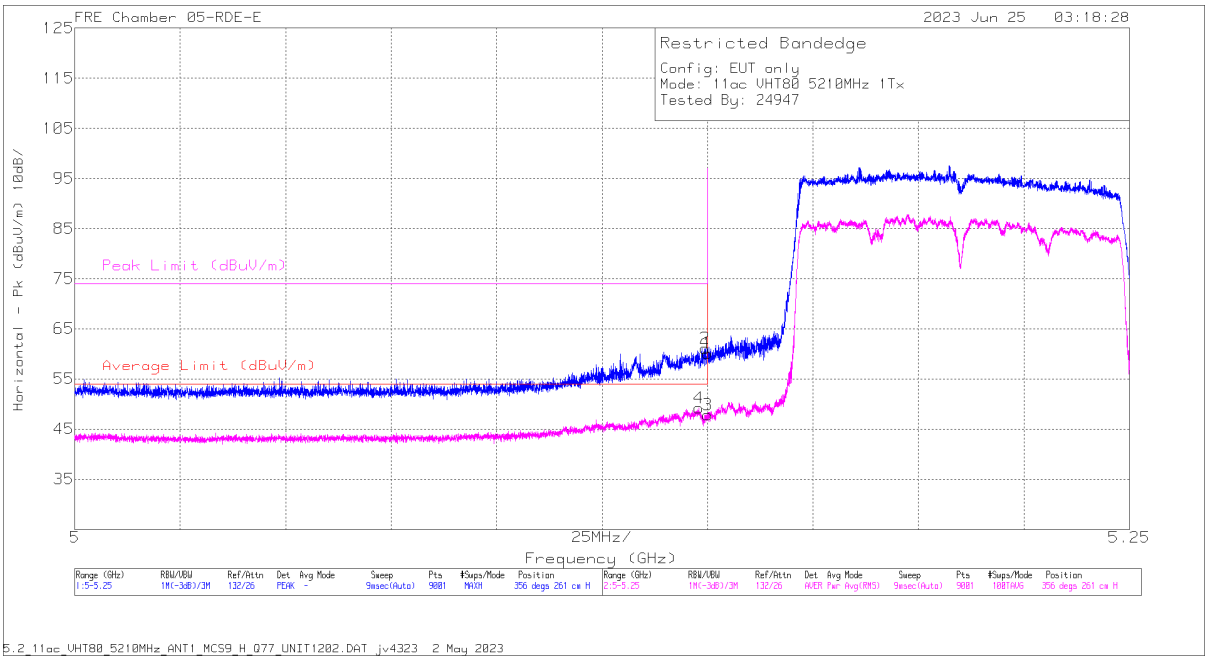

Marker	Frequency (GHz)	Meter Reading (dBuV)	Det	226671 ACF (dB) 3mH	DCCF (dB)	Gain/Loss (dB)	Corrected Reading (dBuV/m)	Average Limit (dBuV/m)	Margin (dB)	Peak Limit (dBuV/m)	PK Margin (dB)	Azimuth (Degs)	Height (cm)	Polarity
4	5.147973	52.64	RMS	34.3	0.45	-38.83	48.56	54	-5.44	-	-	356	261	H
2	5.149473	65.67	Pk	34.3	0	-38.81	61.16	-	-	74	-12.84	356	261	H
1	5.15	64.65	Pk	34.3	0	-38.81	60.14	-	-	74	-13.86	356	261	H
3	5.15	51.27	RMS	34.3	0.45	-38.81	47.21	54	-6.79	-	-	356	261	H

Pk - Peak detector
RMS - RMS detection

UL VERIFICATION SERVICES
47173 Benicia Street, Fremont, CA 94538; USA TEL:(510) 319-4000 FAX:(510) 661-0888
This report shall not be reproduced except in full, without the written approval of UL VERIFICATION SERVICES

VERTICAL RESULT

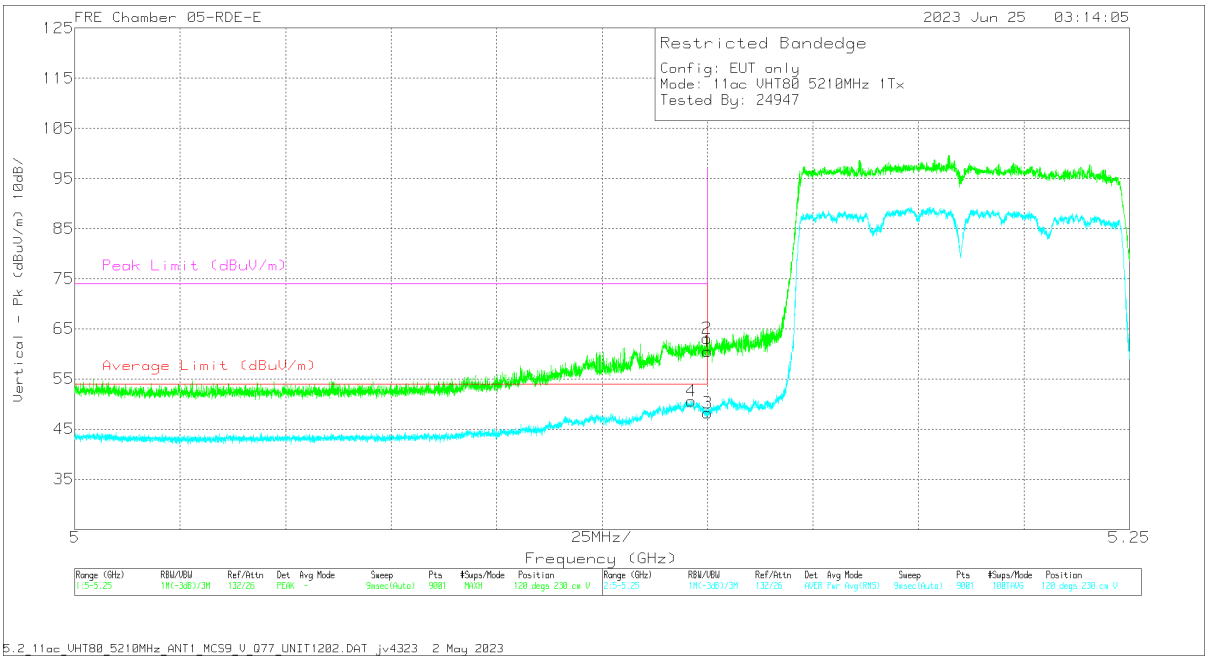

Marker	Frequency (GHz)	Meter Reading (dBuV)	Det	226671 ACF (dB) 3mH	DCCF (dB)	Gain/Loss (dB)	Corrected Reading (dBuV/m)	Average Limit (dBuV/m)	Margin (dB)	Peak Limit (dBuV/m)	PK Margin (dB)	Azimuth (Degs)	Height (cm)	Polarity
4	5.14614	54.09	RMS	34.3	0.45	-38.88	49.96	54	-4.04	-	-	120	230	V
2	5.149918	67.64	Pk	34.3	0	-38.81	63.13	-	-	74	-10.87	120	230	V
1	5.15	64.99	Pk	34.3	0	-38.81	60.48	-	-	74	-13.52	120	230	V
3	5.15	51.66	RMS	34.3	0.45	-38.81	47.60	54	-6.40	-	-	120	230	V

Pk - Peak detector
RMS - RMS detection

UL VERIFICATION SERVICES
47173 Benicia Street, Fremont, CA 94538; USA TEL:(510) 319-4000 FAX:(510) 661-0888
This report shall not be reproduced except in full, without the written approval of UL VERIFICATION SERVICES

1TX Antenna 5 MODE

BANDEDGE (MID CHANNEL)

HORIZONTAL RESULT

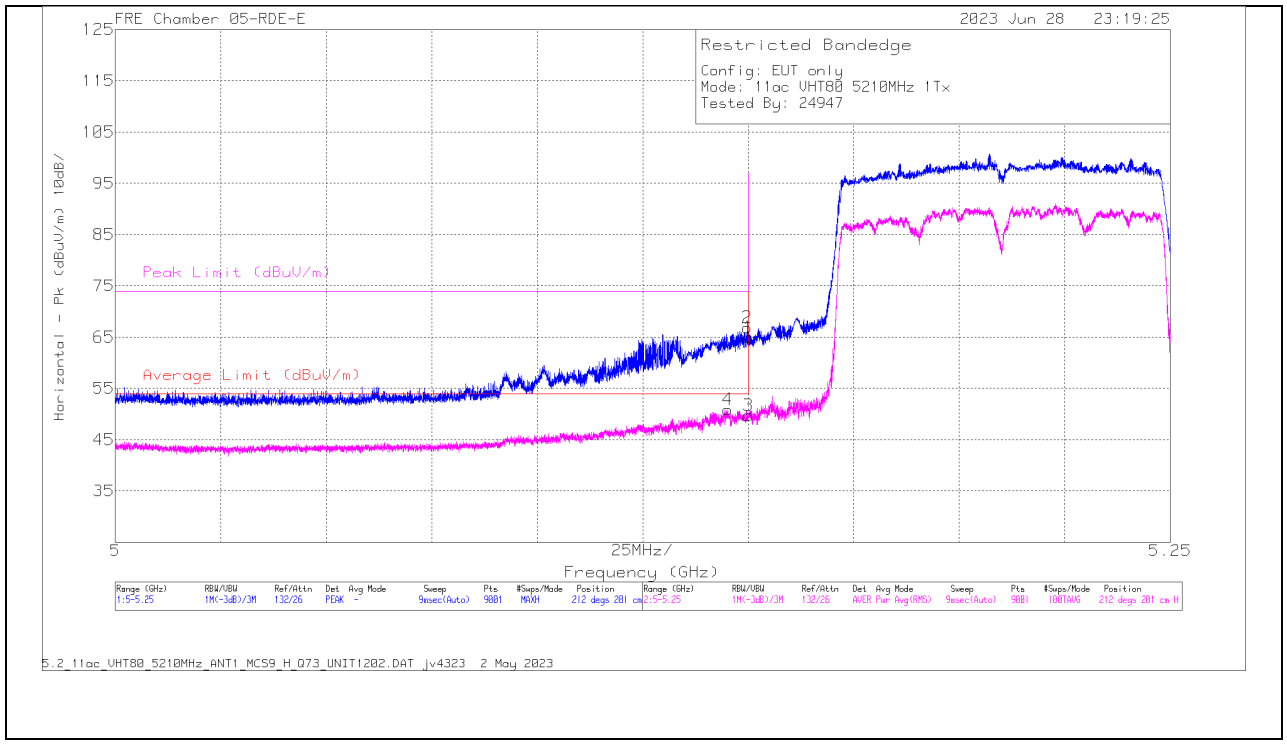

Marker	Frequency (GHz)	Meter Reading (dBuV)	Det	226671 ACF (dB) 3mH	DCCF (dB)	Gain/Loss (dB)	Corrected Reading (dBuV/m)	Average Limit (dBuV/m)	Margin (dB)	Peak Limit (dBuV/m)	PK Margin (dB)	Azimuth (Degs)	Height (cm)	Polarity
4	5.145112	54.31	RMS	34.3	0.45	-38.92	50.14	54	-3.86	-	-	212	201	H
2	5.149779	71.35	Pk	34.3	0	-38.81	66.84	-	-	74	-7.16	212	201	H
1	5.15	69.48	Pk	34.3	0	-38.81	64.97	-	-	74	-9.03	212	201	H
3	5.15	53.08	RMS	34.3	0.45	-38.81	49.02	54	-4.98	-	-	212	201	H

Pk - Peak detector
RMS - RMS detection

UL VERIFICATION SERVICES
47173 Benicia Street, Fremont, CA 94538; USA TEL:(510) 319-4000 FAX:(510) 661-0888
This report shall not be reproduced except in full, without the written approval of UL VERIFICATION SERVICES

VERTICAL RESULT

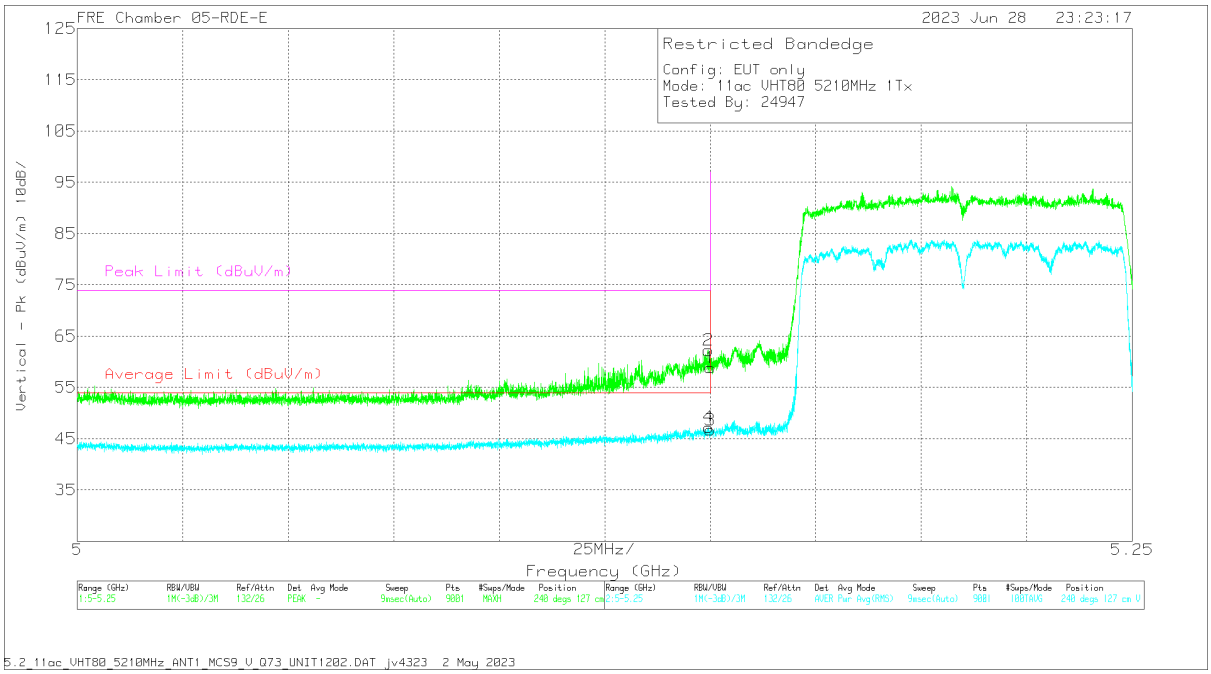

Marker	Frequency (GHz)	Meter Reading (dBuV)	Det	226671 ACF (dB) 3mH	DCCF (dB)	Gain/Loss (dB)	Corrected Reading (dBuV/m)	Average Limit (dBuV/m)	Margin (dB)	Peak Limit (dBuV/m)	PK Margin (dB)	Azimuth (Degs)	Height (cm)	Polarity
2	5.149557	66.75	Pk	34.3	0	-38.81	62.24	-	-	74	-11.76	240	127	V
4	5.149612	50.55	RMS	34.3	0.45	-38.81	46.49	54	-7.51	-	-	240	127	V
1	5.15	63.35	Pk	34.3	0	-38.81	58.84	-	-	74	-15.16	240	127	V
3	5.15	49.99	RMS	34.3	0.45	-38.81	45.93	54	-8.07	-	-	240	127	V

Pk - Peak detector
RMS - RMS detection

UL VERIFICATION SERVICES
47173 Benicia Street, Fremont, CA 94538; USA TEL:(510) 319-4000 FAX:(510) 661-0888
This report shall not be reproduced except in full, without the written approval of UL VERIFICATION SERVICES

2TX Antenna 6 + Antenna 5 CDD MODE

BANDEDGE (MID CHANNEL)

HORIZONTAL RESULT

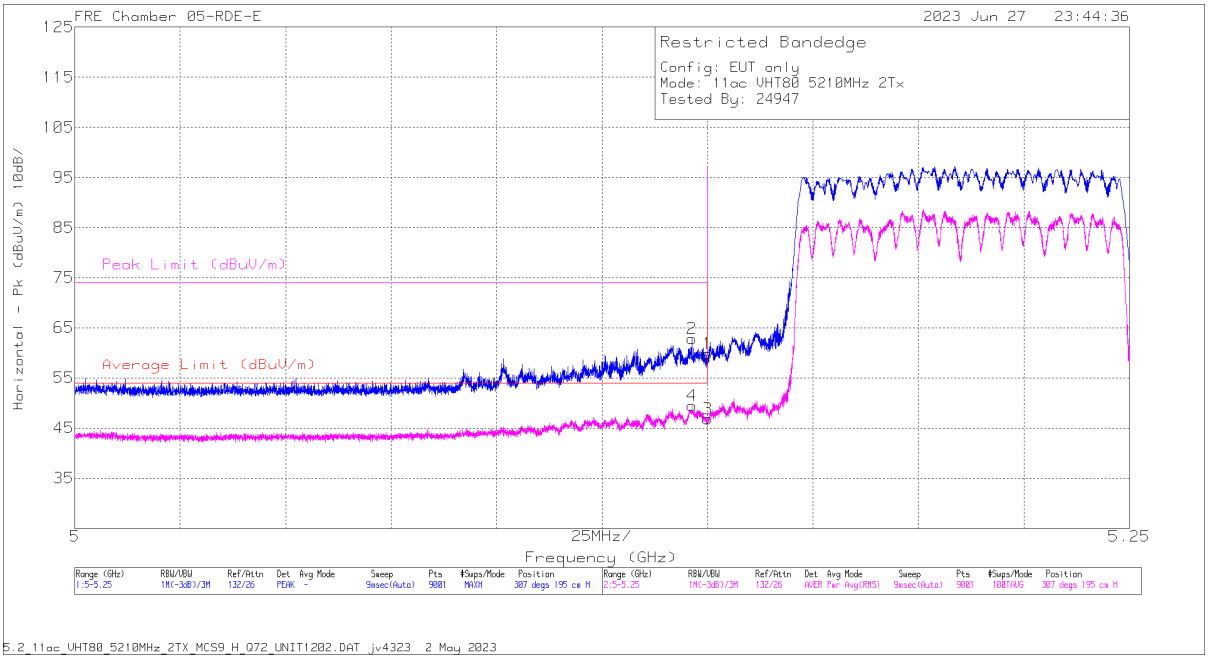

Marker	Frequency (GHz)	Meter Reading (dBuV)	Det	226671 ACF (dB) 3mH	DCCF (dB)	Gain/Loss (dB)	Corrected Reading (dBuV/m)	Average Limit (dBuV/m)	Margin (dB)	Peak Limit (dBuV/m)	PK Margin (dB)	Azimuth (Degs)	Height (cm)	Polarity
2	5.146251	67.4	Pk	34.3	0	-38.88	62.82	-	-	74	-11.18	307	195	H
4	5.146307	52.92	RMS	34.3	0.45	-38.88	48.79	54	-5.21	-	-	307	195	H
1	5.15	64.38	Pk	34.3	0	-38.81	59.87	-	-	74	-14.13	307	195	H
3	5.15	50.18	RMS	34.3	0.45	-38.81	46.12	54	-7.88	-	-	307	195	H

Pk - Peak detector
RMS - RMS detection

UL VERIFICATION SERVICES
47173 Benicia Street, Fremont, CA 94538; USA TEL:(510) 319-4000 FAX:(510) 661-0888
This report shall not be reproduced except in full, without the written approval of UL VERIFICATION SERVICES

VERTICAL RESULT

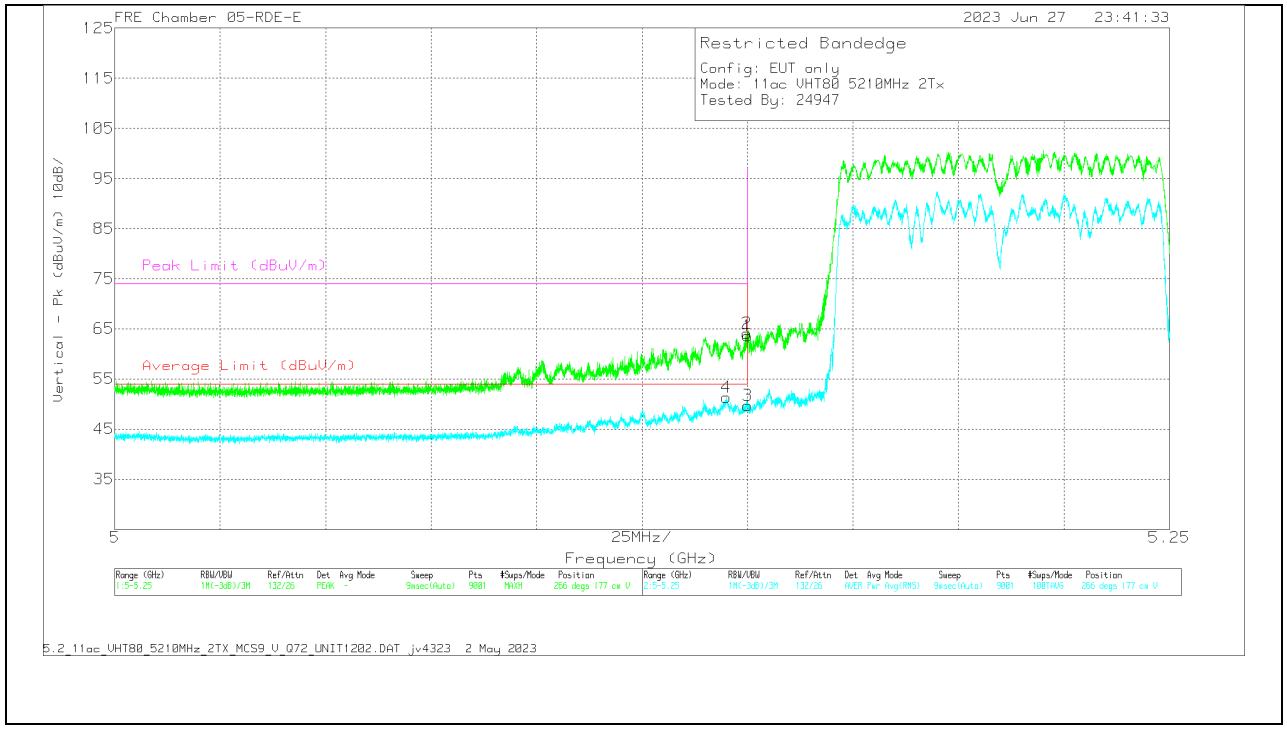

Marker	Frequency (GHz)	Meter Reading (dBuV)	Det	226671 ACF (dB) 3mH	DCCF (dB)	Gain/Loss (dB)	Corrected Reading (dBuV/m)	Average Limit (dBuV/m)	Margin (dB)	Peak Limit (dBuV/m)	PK Margin (dB)	Azimuth (Degs)	Height (cm)	Polarity
4	5.144918	54.82	RMS	34.3	0.45	-38.92	50.65	54	-3.357	-	-	266	177	V
2	5.149918	68.64	Pk	34.3	0	-38.81	64.13	-	-	74	-9.87	266	177	V
1	5.15	68.06	Pk	34.3	0	-38.81	63.55	-	-	74	-10.45	266	177	V
3	5.15	53.14	RMS	34.3	0.45	-38.81	49.08	54	-4.24	-	-	266	177	V

Pk - Peak detector
RMS - RMS detection

UL VERIFICATION SERVICES
47173 Benicia Street, Fremont, CA 94538; USA TEL:(510) 319-4000 FAX:(510) 661-0888
This report shall not be reproduced except in full, without the written approval of UL VERIFICATION SERVICES

1.1.6. VHT80, HARMONICS AND SPURIOUS EMISSIONS

MID CHANNEL RESULTS

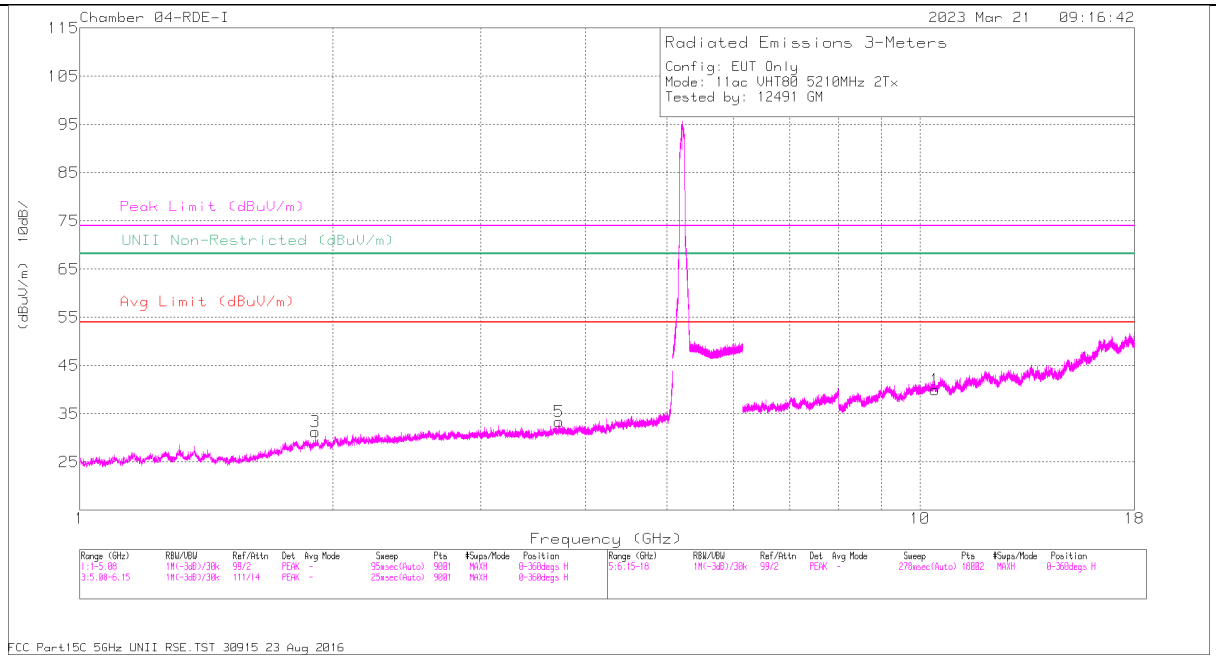

HORIZONTAL

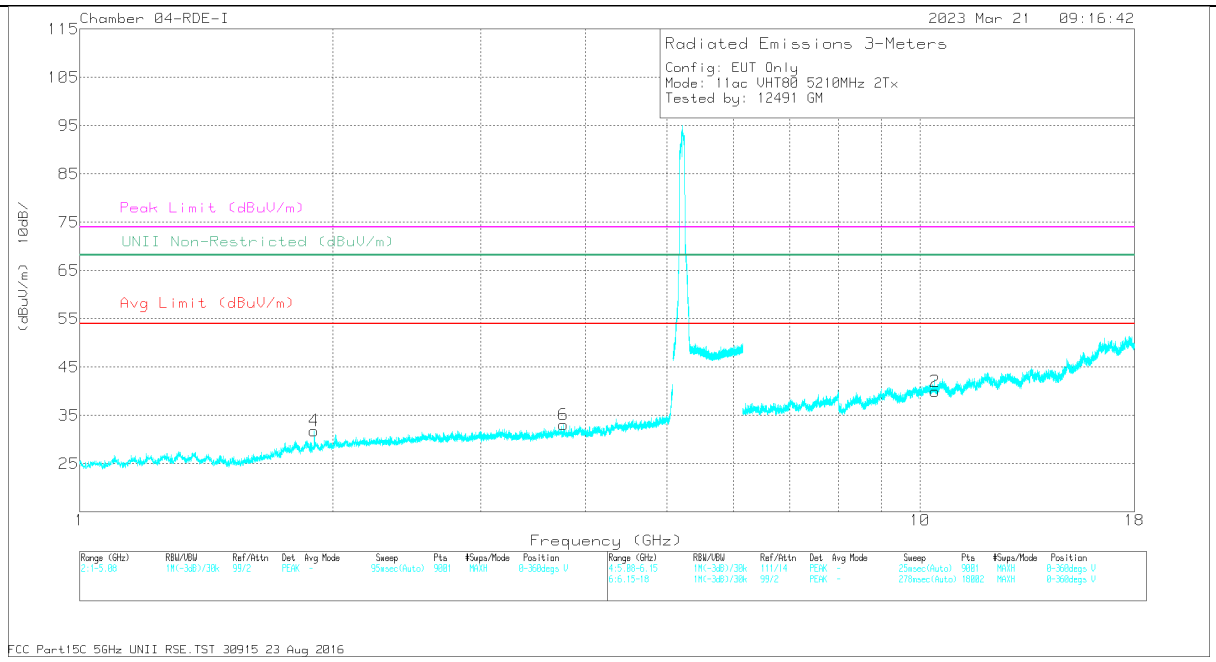

VERTICAL

UL VERIFICATION SERVICES
47173 Benicia Street, Fremont, CA 94538; USA TEL:(510) 319-4000 FAX:(510) 661-0888

This report shall not be reproduced except in full, without the written approval of UL VERIFICATION SERVICES

RADIATED EMISSIONS

Marker	Frequency (GHz)	Meter Reading (dBuV)	Det	84797 ACF (dB) - 3mH	Amp/Cbl/Fltr (dB)	Corrected Reading (dBuV/m)	Avg Limit (dBuV/m)	Margin (dB)	Peak Limit (dBuV/m)	PK Margin (dB)	UNII Non-Restricted (dBuV/m)	PK Margin (dB)	Azimuth (Degs)	Height (cm)	Polarity
3	1.90767	40.02	PK-U	31	-32.1	38.92	-	-	-	-	68.2	-29.28	316	205	H
5	* 3.72386	36.66	PK-U	33.2	-28.9	40.96	-	-	74	-33.04	-	-	9	102	H
	* 3.723345	25.17	ADR	33.2	-28.9	29.47	54	-24.53	-	-	-	-	9	102	H
4	1.902938	39.62	PK-U	30.9	-32.2	38.32	-	-	-	-	68.2	-29.88	304	120	V
6	* 3.761468	36.16	PK-U	33.2	-29.2	40.16	-	-	74	-33.84	-	-	19	102	V
	* 3.761008	25.3	ADR	33.2	-29.2	29.30	54	-24.70	-	-	-	-	19	102	V
1	10.40765	31.94	PK-U	37.4	-18.6	50.74	-	-	-	-	68.2	-17.46	154	317	H
2	10.406954	32.26	PK-U	37.4	-18.6	51.06	-	-	-	-	68.2	-17.14	356	341	V

* - indicates frequency in CFR47 Pt 15 / IC RSS-Restricted Band
PK-U - U-NII: Maximum Peak
ADR - U-NII AD primary method, RMS average

UL VERIFICATION SERVICES
47173 Benicia Street, Fremont, CA 94538; USA TEL:(510) 319-4000 FAX:(510) 661-0888
This report shall not be reproduced except in full, without the written approval of UL VERIFICATION SERVICES

1.1.7. TX ABOVE 1 GHz 802.11ax HE20 MODE IN THE 5.2GHz BAND

1TX Antenna 6 MODE: 26-Tones, RU Index 0

BANDEDGE (LOW CHANNEL)

HORIZONTAL RESULT

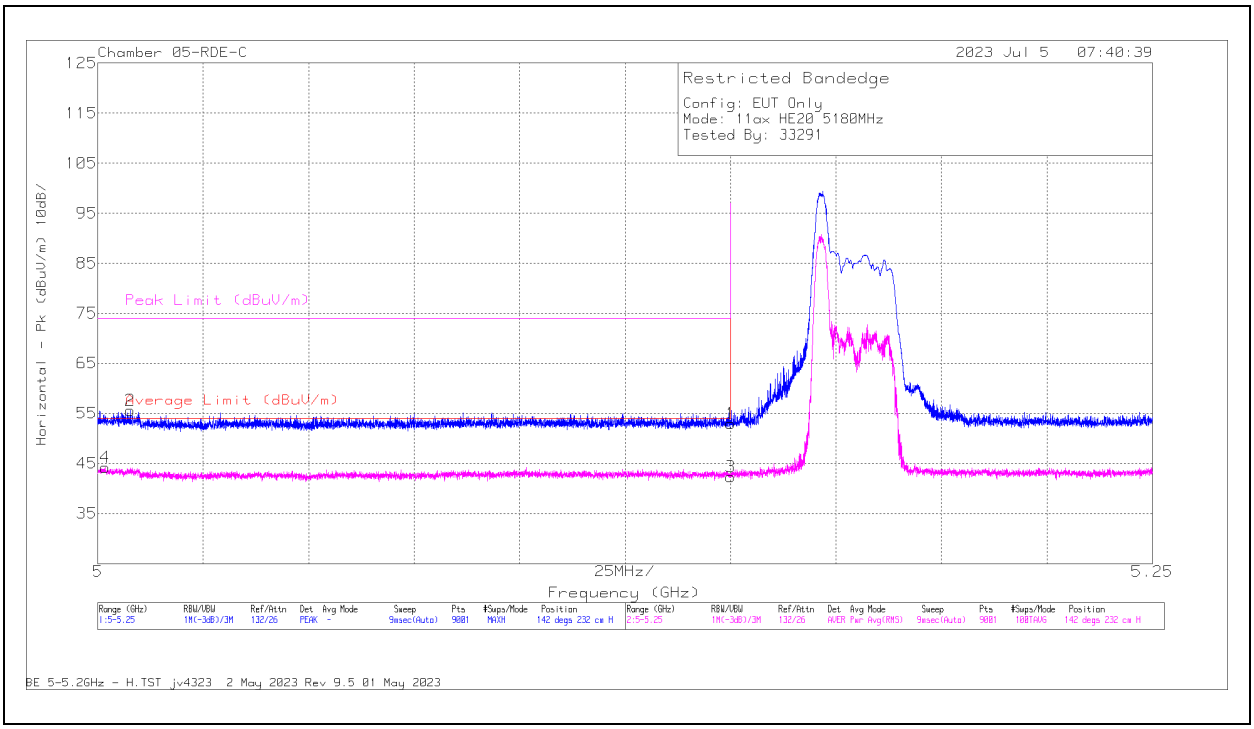

Marker	Frequency (GHz)	Meter Reading (dBuV)	Det	81887 ACF (dB) 3mH	DCCF (dB)	Gain/Loss (dB)	Corrected Reading (dBuV/m)	Average Limit (dBuV/m)	Margin (dB)	Peak Limit (dBuV/m)	PK Margin (dB)	Azimuth (Degs)	Height (cm)	Polarity
4	5.001694	48.76	RMS	34.4	.51	-39.45	44.22	54	-9.78	-	-	142	232	H
2	5.007667	60.65	Pk	34.4	0	-39.48	55.57	-	-	74	-18.43	142	232	H
1	5.15	58.34	Pk	34.2	0	-39.52	53.02	-	-	74	-20.98	142	232	H
3	5.15	47.14	RMS	34.2	.51	-39.52	42.33	54	-11.67	-	-	142	232	H

Pk - Peak detector
RMS - RMS detection

UL VERIFICATION SERVICES
47173 Benicia Street, Fremont, CA 94538; USA TEL:(510) 319-4000 FAX:(510) 661-0888
This report shall not be reproduced except in full, without the written approval of UL VERIFICATION SERVICES

VERTICAL RESULT

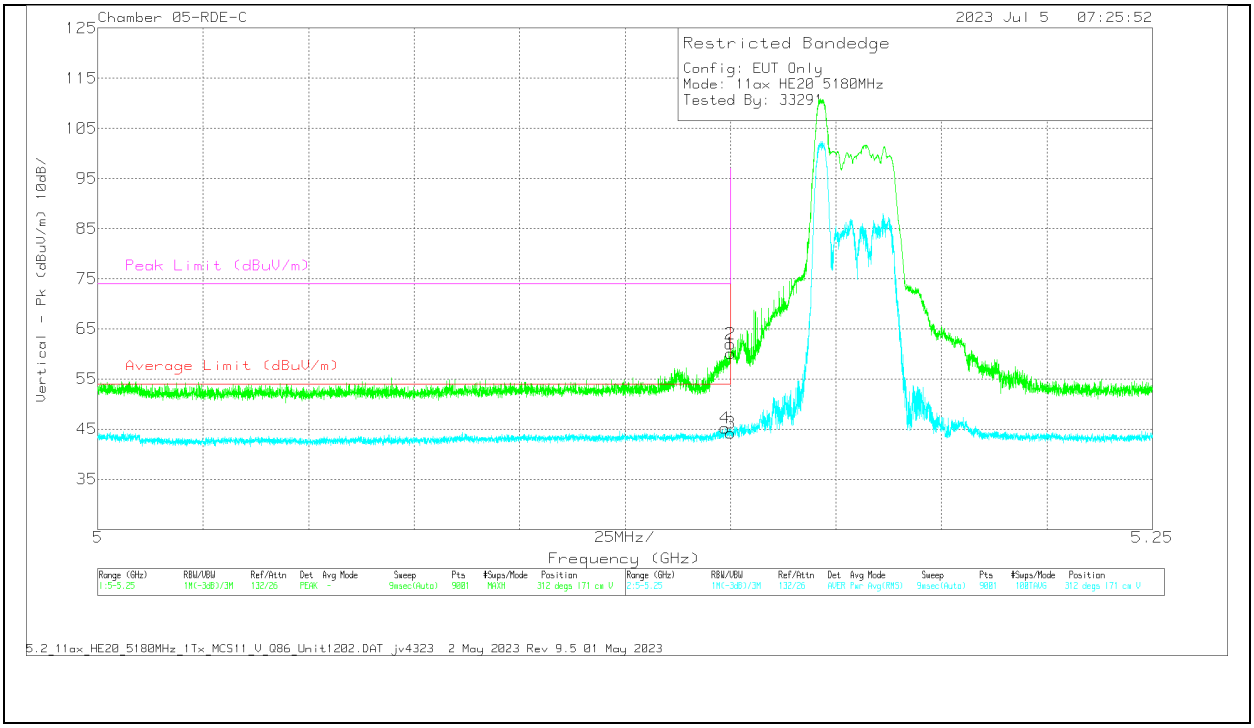

Marker	Frequency (GHz)	Meter Reading (dBuV)	Det	81887 ACF (dB) 3mH	DCCF (dB)	Gain/Loss (dB)	Corrected Reading (dBuV/m)	Average Limit (dBuV/m)	Margin (dB)	Peak Limit (dBuV/m)	PK Margin (dB)	Azimuth (Degs)	Height (cm)	Polarity
4	5.148668	50.03	RMS	34.2	.51	-39.51	45.23	54	-8.77	-	-	312	171	V
2	5.149946	67.31	Pk	34.2	0	-39.52	61.99	-	-	74	-12.01	312	171	V
1	5.15	65.46	Pk	34.2	0	-39.52	60.14	-	-	74	-13.86	312	171	V
3	5.15	49	RMS	34.2	.51	-39.52	44.19	54	-9.81	-	-	312	171	V

Pk - Peak detector
RMS - RMS detection

UL VERIFICATION SERVICES
47173 Benicia Street, Fremont, CA 94538; USA TEL:(510) 319-4000 FAX:(510) 661-0888
This report shall not be reproduced except in full, without the written approval of UL VERIFICATION SERVICES

1TX Antenna 6 MODE: SU, Single User

BANDEDGE (LOW CHANNEL)

HORIZONTAL RESULT

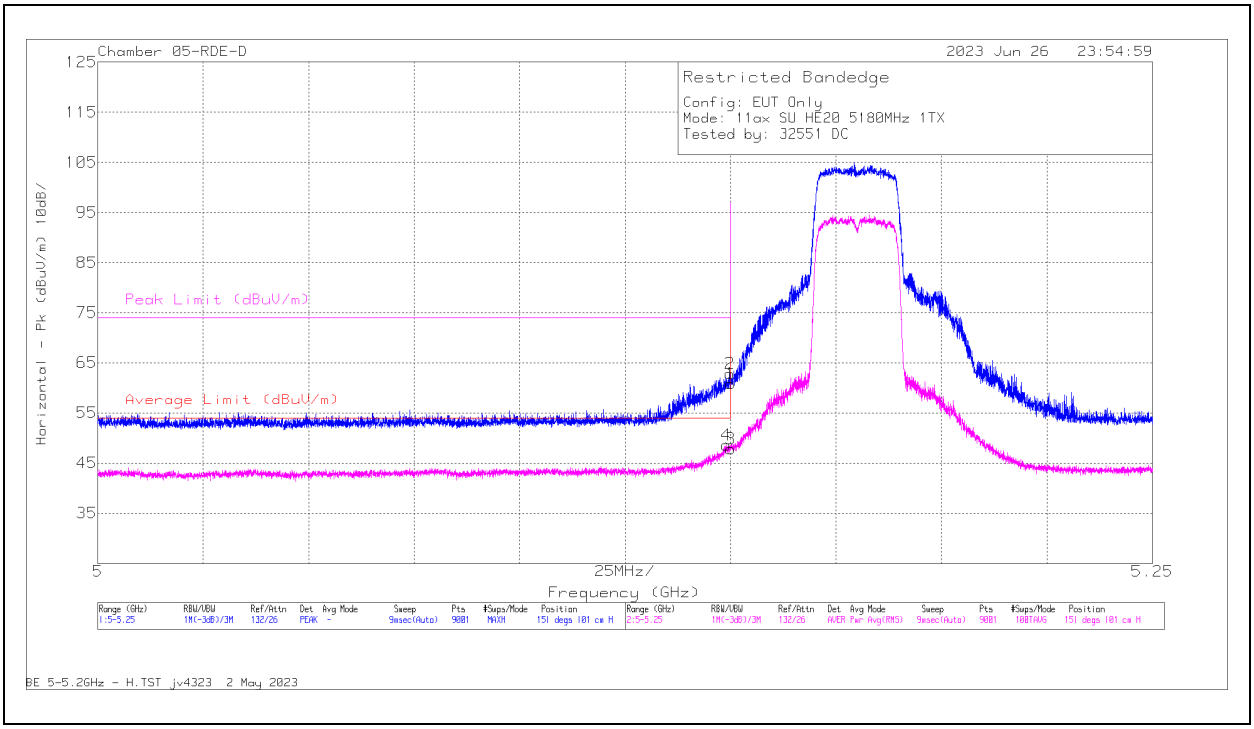

Marker	Frequency (GHz)	Meter Reading (dBuV)	Det	80402 ACF(dB) - 3mH	DCCF (dB)	Gain/Loss (dB)	Corrected Reading (dBuV/m)	Average Limit (dBuV/m)	Margin (dB)	Peak Limit (dBuV/m)	PK Margin (dB)	Azimuth (Degs)	Height (cm)	Polarity
4	5.148918	51.99	RMS	34.5	.61	-38.53	48.57	54	-5.43	-	-	151	101	H
2	5.149807	66.86	Pk	34.5	0	-38.5	62.86	-	-	74	-11.14	151	101	H
1	5.15	64.86	Pk	34.5	0	-38.49	60.87	-	-	74	-13.13	151	101	H
3	5.15	51.28	RMS	34.5	.61	-38.49	47.9	54	-6.1	-	-	151	101	H

Pk - Peak detector
RMS - RMS detection

UL VERIFICATION SERVICES
47173 Benicia Street, Fremont, CA 94538; USA TEL:(510) 319-4000 FAX:(510) 661-0888
This report shall not be reproduced except in full, without the written approval of UL VERIFICATION SERVICES

VERTICAL RESULT

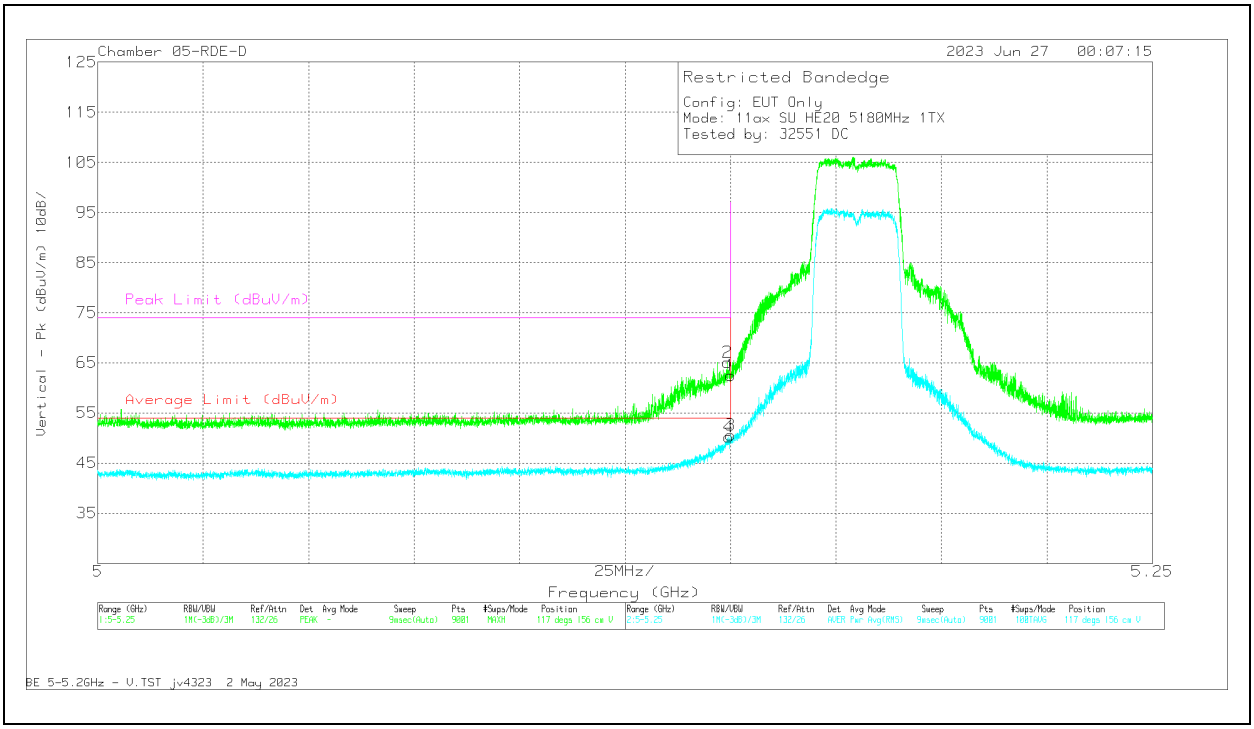

Marker	Frequency (GHz)	Meter Reading (dBuV)	Det	80402 ACF(dB) - 3mH	DCCF (dB)	Gain/Loss (dB)	Corrected Reading (dBuV/m)	Average Limit (dBuV/m)	Margin (dB)	Peak Limit (dBuV/m)	PK Margin (dB)	Azimuth (Degs)	Height (cm)	Polarity
2	5.149279	69.17	Pk	34.5	0	-38.51	65.16	-	-	74	-8.84	117	156	V
4	5.14964	53.63	RMS	34.5	.61	-38.5	50.24	54	-3.76	-	-	117	156	V
1	5.15	66.48	Pk	34.5	0	-38.49	62.49	-	-	74	-11.51	117	156	V
3	5.15	53.94	RMS	34.5	.61	-38.49	50.56	54	-3.44	-	-	117	156	V

Pk - Peak detector
RMS - RMS detection

UL VERIFICATION SERVICES
47173 Benicia Street, Fremont, CA 94538; USA TEL:(510) 319-4000 FAX:(510) 661-0888
This report shall not be reproduced except in full, without the written approval of UL VERIFICATION SERVICES

1TX Antenna 5 MODE: 26-Tones, RU Index 0

BANDEDGE (LOW CHANNEL)

HORIZONTAL RESULT

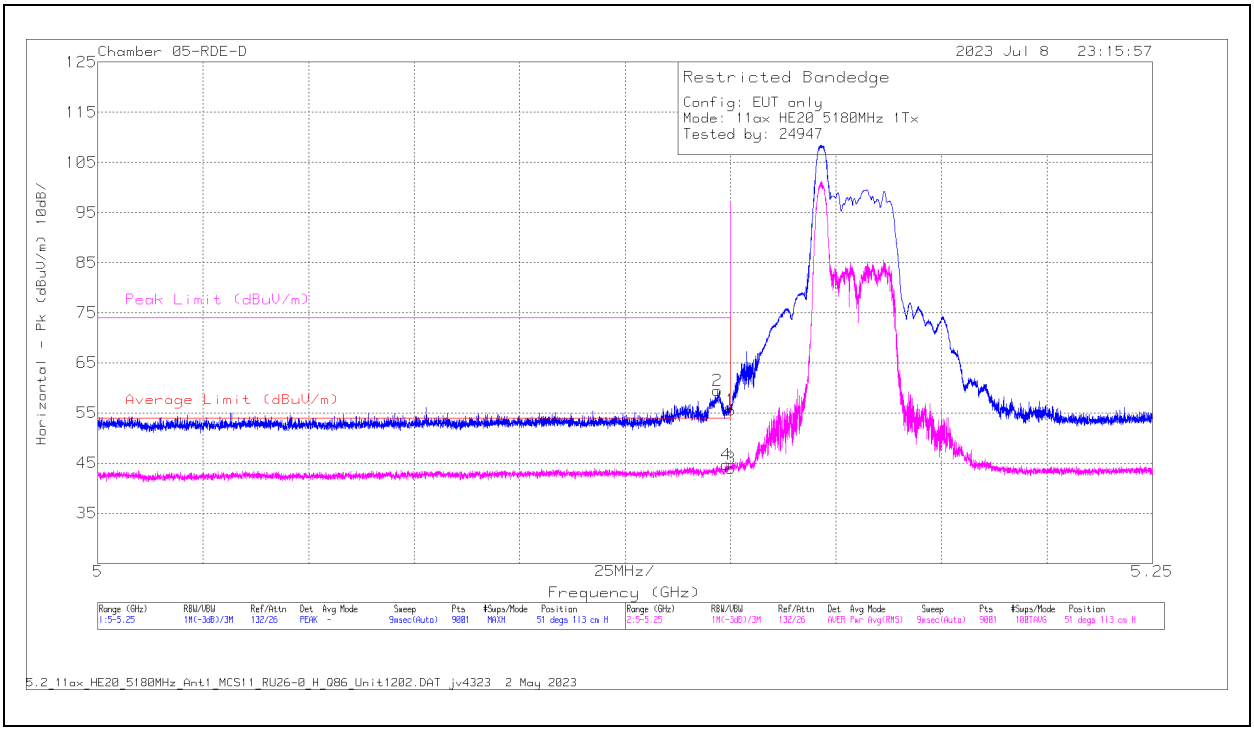

Marker	Frequency (GHz)	Meter Reading (dBuV)	Det	230299 ACF (dB) 3mH	DCCF (dB)	Gain/Loss (dB)	Corrected Reading (dBuV/m)	Average Limit (dBuV/m)	Margin (dB)	Peak Limit (dBuV/m)	PK Margin (dB)	Azimuth (Degs)	Height (cm)	Polarity
2	5.146946	63.53	Pk	34.6	0	-38.6	59.53	-	-	74	-14.47	51	113	H
4	5.149001	48.15	RMS	34.6	.51	-38.52	44.74	54	-9.26	-	-	51	113	H
1	5.15	59.54	Pk	34.6	0	-38.49	55.65	-	-	74	-18.35	51	113	H
3	5.15	47.35	RMS	34.6	.51	-38.49	43.97	54	-10.03	-	-	51	113	H

Pk - Peak detector
RMS - RMS detection

UL VERIFICATION SERVICES
47173 Benicia Street, Fremont, CA 94538; USA TEL:(510) 319-4000 FAX:(510) 661-0888
This report shall not be reproduced except in full, without the written approval of UL VERIFICATION SERVICES

VERTICAL RESULT

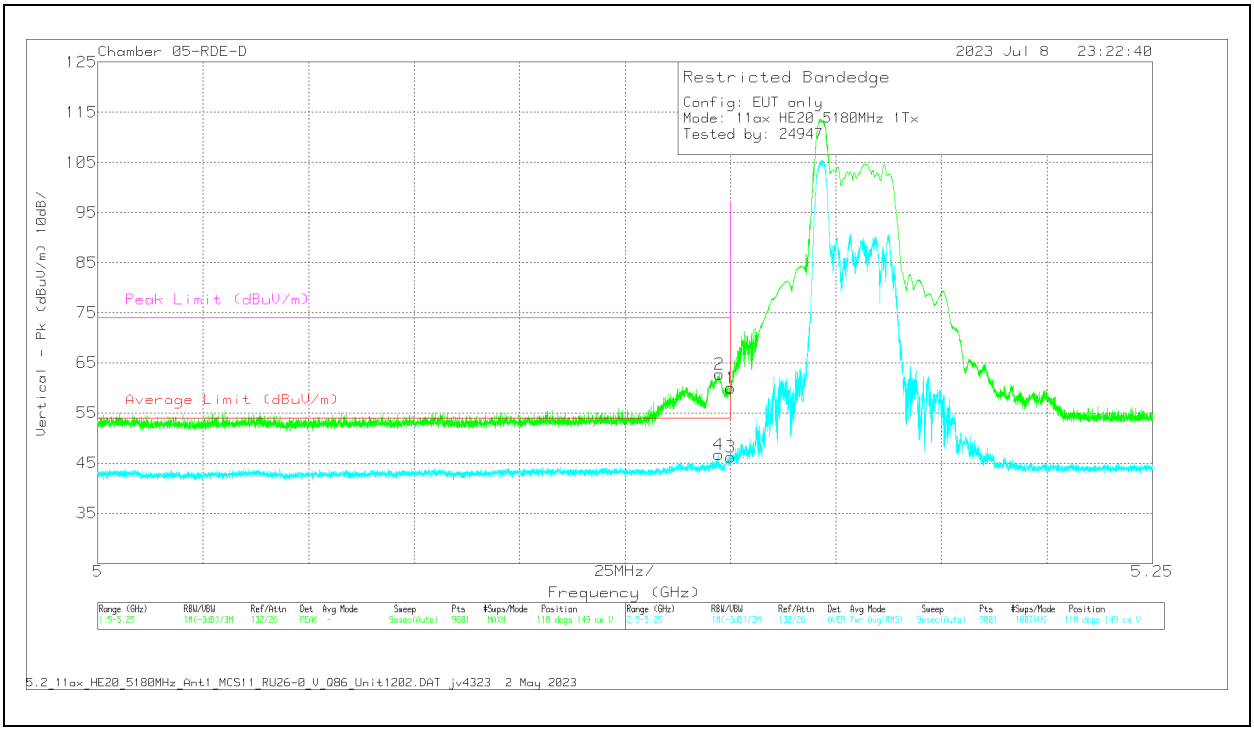

Marker	Frequency (GHz)	Meter Reading (dBuV)	Det	230299 ACF (dB) 3mH	DCCF (dB)	Gain/Loss (dB)	Corrected Reading (dBuV/m)	Average Limit (dBuV/m)	Margin (dB)	Peak Limit (dBuV/m)	PK Margin (dB)	Azimuth (Degs)	Height (cm)	Polarity
4	5.147168	50.19	RMS	34.6	.51	-38.62	46.68	54	-7.32	-	-	118	149	V
2	5.147307	66.79	Pk	34.6	0	-38.63	62.76	-	-	74	-11.24	118	149	V
1	5.15	63.87	Pk	34.6	0	-38.49	59.98	-	-	74	-14.02	118	149	V
3	5.15	49.62	RMS	34.6	.51	-38.49	46.24	54	-7.76	-	-	118	149	V

Pk - Peak detector
RMS - RMS detection

UL VERIFICATION SERVICES
47173 Benicia Street, Fremont, CA 94538; USA TEL:(510) 319-4000 FAX:(510) 661-0888
This report shall not be reproduced except in full, without the written approval of UL VERIFICATION SERVICES

1TX Antenna 5 MODE: SU, Single User

BANDEDGE (LOW CHANNEL)

HORIZONTAL RESULT

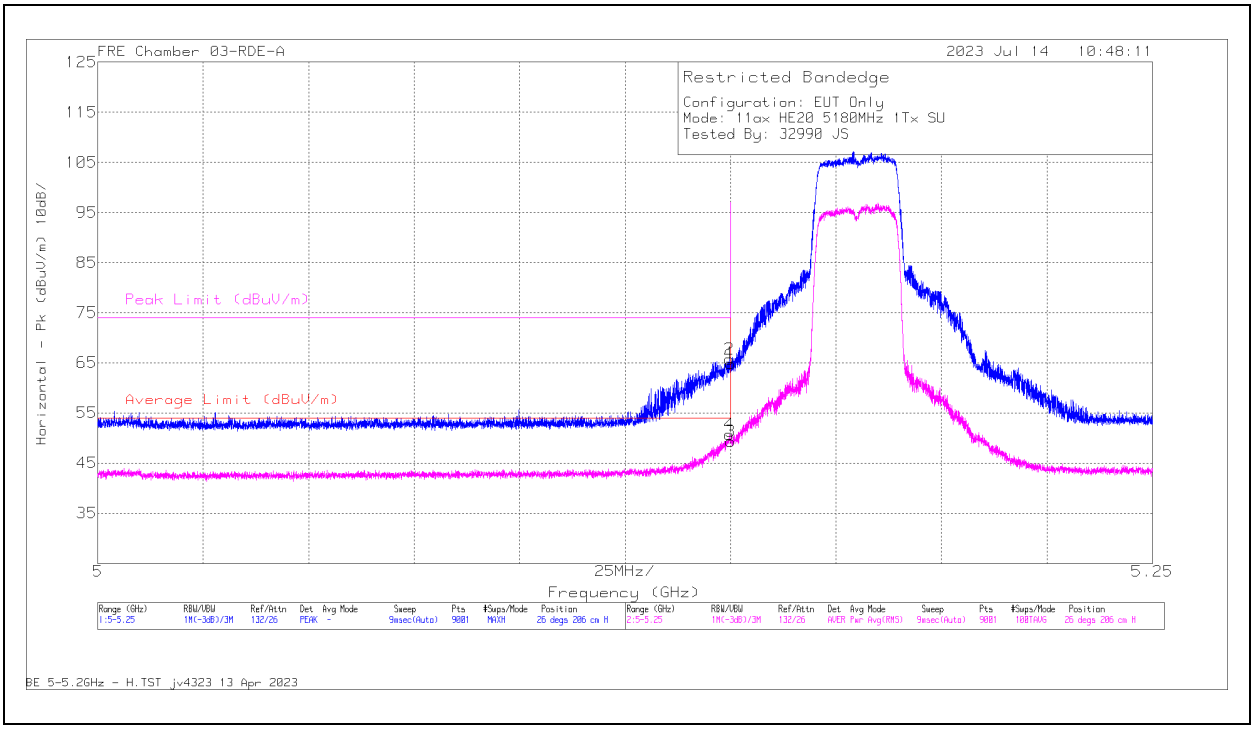

Marker	Frequency (GHz)	Meter Reading (dBuV)	Det	200897 ACF (dB) 3mH	DCCF (dB)	Gain/Loss (dB)	Corrected Reading (dBuV/m)	Average Limit (dBuV/m)	Margin (dB)	Peak Limit (dBuV/m)	PK Margin (dB)	Azimuth (Degs)	Height (cm)	Polarity
1	* 5.15	69.5	Pk	34.1	0	-38.69	64.91	-	-	74	-9.09	26	206	H
2	* 5.149668	70.3	Pk	34.1	0	-38.7	65.7	-	-	74	-8.3	26	206	H
3	* 5.15	53.32	RMS	34.1	.61	-38.69	49.34	54	-4.66	-	-	26	206	H
4	* 5.149723	54.69	RMS	34.1	.61	-38.7	50.70	54	-3.30	-	-	26	206	H

* - indicates frequency in CFR47 Pt 15 / IC RSS-Restricted Band
Pk - Peak detector
RMS - RMS detection

UL VERIFICATION SERVICES
47173 Benicia Street, Fremont, CA 94538; USA TEL:(510) 319-4000 FAX:(510) 661-0888
This report shall not be reproduced except in full, without the written approval of UL VERIFICATION SERVICES

VERTICAL RESULT

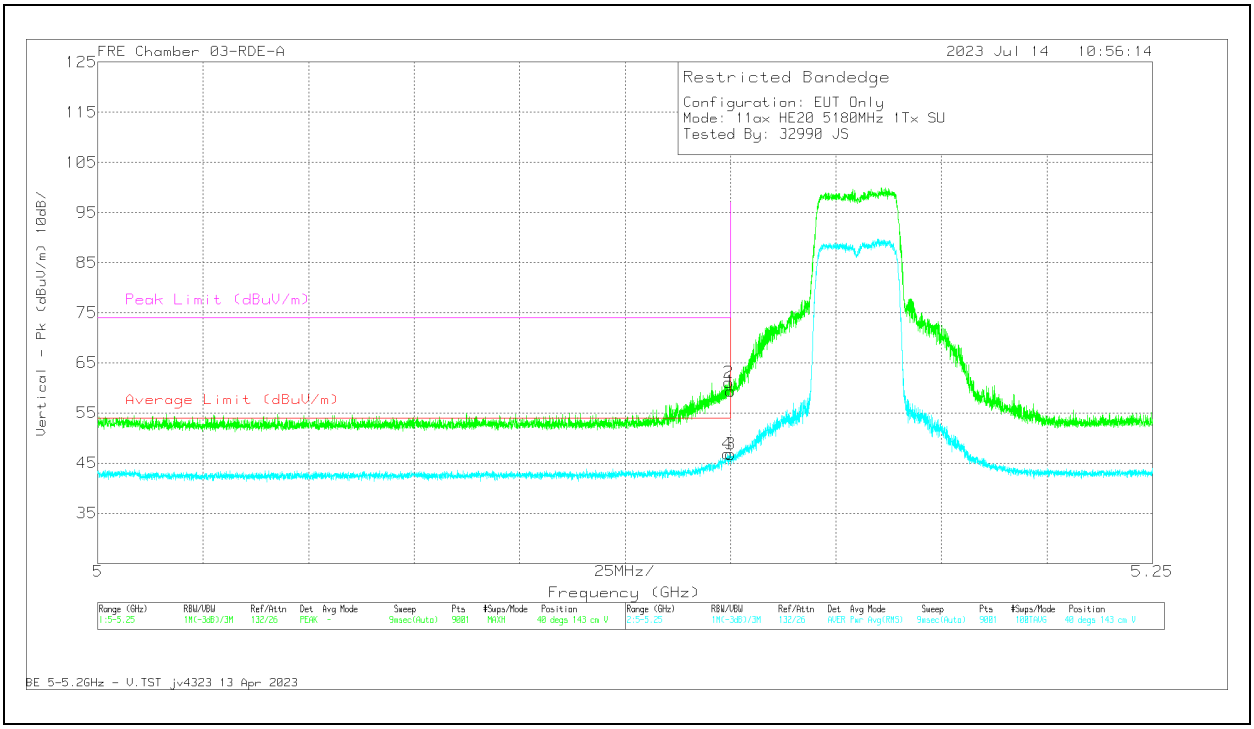

Marker	Frequency (GHz)	Meter Reading (dBuV)	Det	200897 ACF (dB) 3mH	DCCF (dB)	Gain/Loss (dB)	Corrected Reading (dBuV/m)	Average Limit (dBuV/m)	Margin (dB)	Peak Limit (dBuV/m)	PK Margin (dB)	Azimuth (Degs)	Height (cm)	Polarity
1	* 5.15	63.96	Pk	34.1	0	-38.69	59.37	-	-	74	-14.63	40	143	V
2	* 5.149585	65.74	Pk	34.1	0	-38.7	61.14	-	-	74	-12.86	40	143	V
3	* 5.15	50.77	RMS	34.1	.61	-38.69	46.79	54	-7.21	-	-	40	143	V
4	* 5.149335	50.9	RMS	34.1	.61	-38.71	46.90	54	-7.10	-	-	40	143	V

* - indicates frequency in CFR47 Pt 15 / IC RSS-Restricted Band
Pk - Peak detector
RMS - RMS detection

UL VERIFICATION SERVICES
47173 Benicia Street, Fremont, CA 94538; USA TEL:(510) 319-4000 FAX:(510) 661-0888
This report shall not be reproduced except in full, without the written approval of UL VERIFICATION SERVICES

2TX Antenna 6 + Antenna 5 OFDMA MODE: 26-Tones, RU Index 0

BANDEDGE (LOW CHANNEL)

HORIZONTAL RESULT

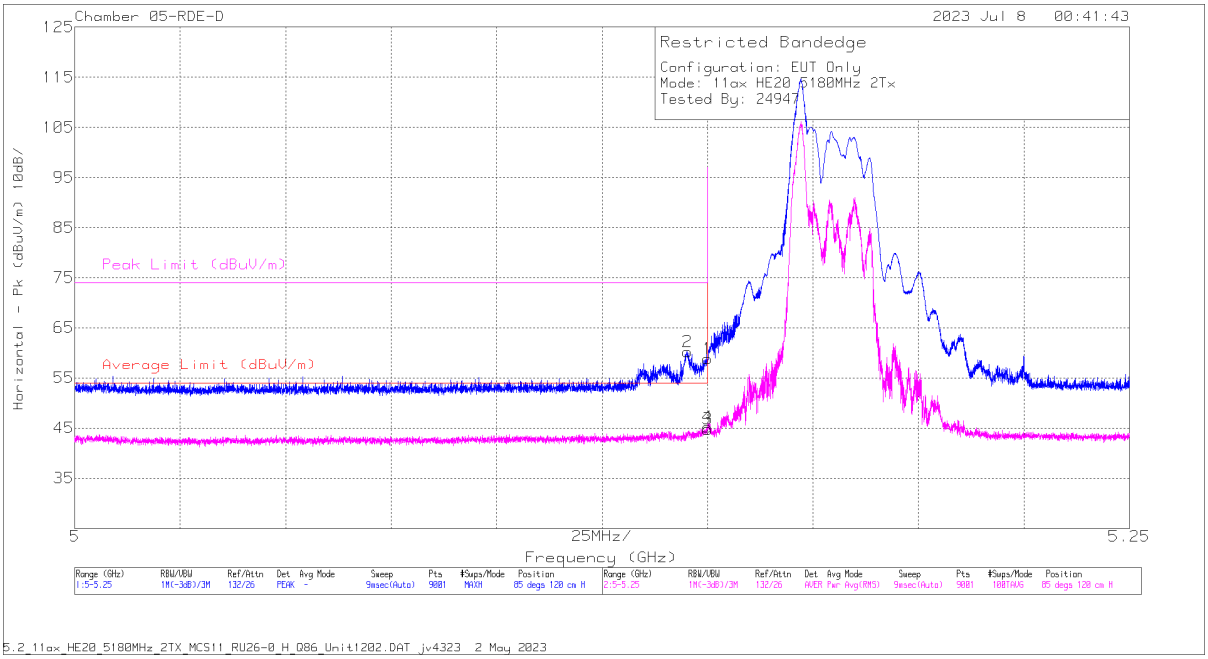

Marker	Frequency (GHz)	Meter Reading (dBuV)	Det	226671 ACF (dB) 3mH	DCCF (dB)	Gain/Loss (dB)	Corrected Reading (dBuV/m)	Average Limit (dBuV/m)	Margin (dB)	Peak Limit (dBuV/m)	PK Margin (dB)	Azimuth (Degs)	Height (cm)	Polarity
2	5.145307	64.89	Pk	34.3	0	-38.7	60.49	-	-	74	-13.51	85	120	H
4	5.149973	49.23	RMS	34.3	.51	-38.49	45.55	54	-8.45	-	-	85	120	H
1	5.15	63.33	Pk	34.3	0	-38.49	59.14	-	-	74	-14.86	85	120	H
3	5.15	48.78	RMS	34.3	.51	-38.49	45.1	54	-8.9	-	-	85	120	H

Pk - Peak detector
RMS - RMS detection

UL VERIFICATION SERVICES
47173 Benicia Street, Fremont, CA 94538; USA TEL:(510) 319-4000 FAX:(510) 661-0888
This report shall not be reproduced except in full, without the written approval of UL VERIFICATION SERVICES

VERTICAL RESULT

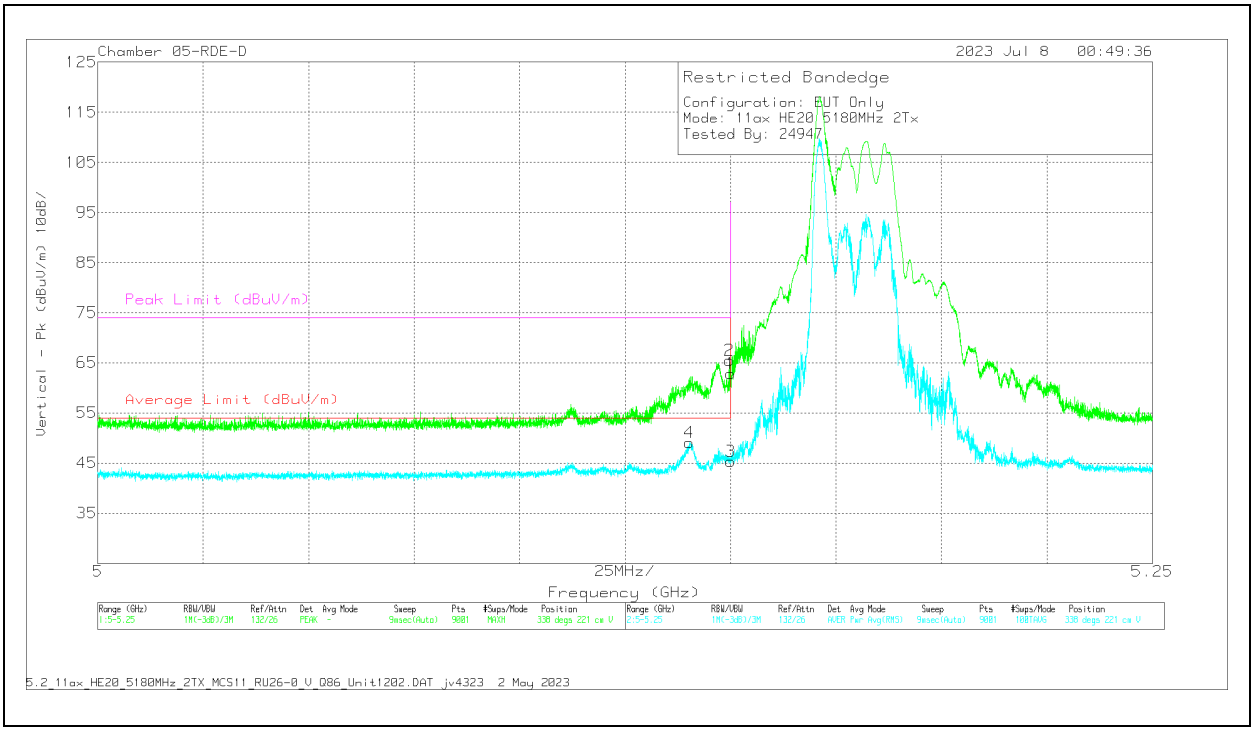

Marker	Frequency (GHz)	Meter Reading (dBuV)	Det	226671 ACF (dB) 3mH	DCCF (dB)	Gain/Loss (dB)	Corrected Reading (dBuV/m)	Average Limit (dBuV/m)	Margin (dB)	Peak Limit (dBuV/m)	PK Margin (dB)	Azimuth (Degs)	Height (cm)	Polarity
4	5.140279	53.3	RMS	34.2	.51	-38.65	49.36	54	-4.64	-	-	338	221	V
2	5.149779	70.04	Pk	34.3	0	-38.5	65.84	-	-	74	-8.16	338	221	V
1	5.15	67.39	Pk	34.3	0	-38.49	63.2	-	-	74	-10.8	338	221	V
3	5.15	49.3	RMS	34.3	.51	-38.49	45.62	54	-8.38	-	-	338	221	V

Pk - Peak detector
RMS - RMS detection

UL VERIFICATION SERVICES
47173 Benicia Street, Fremont, CA 94538; USA TEL:(510) 319-4000 FAX:(510) 661-0888
This report shall not be reproduced except in full, without the written approval of UL VERIFICATION SERVICES

1.1.8. HARMONICS AND SPURIOUS EMISSIONS 11ax, HE20 RU26

LOW CHANNEL RESULTS

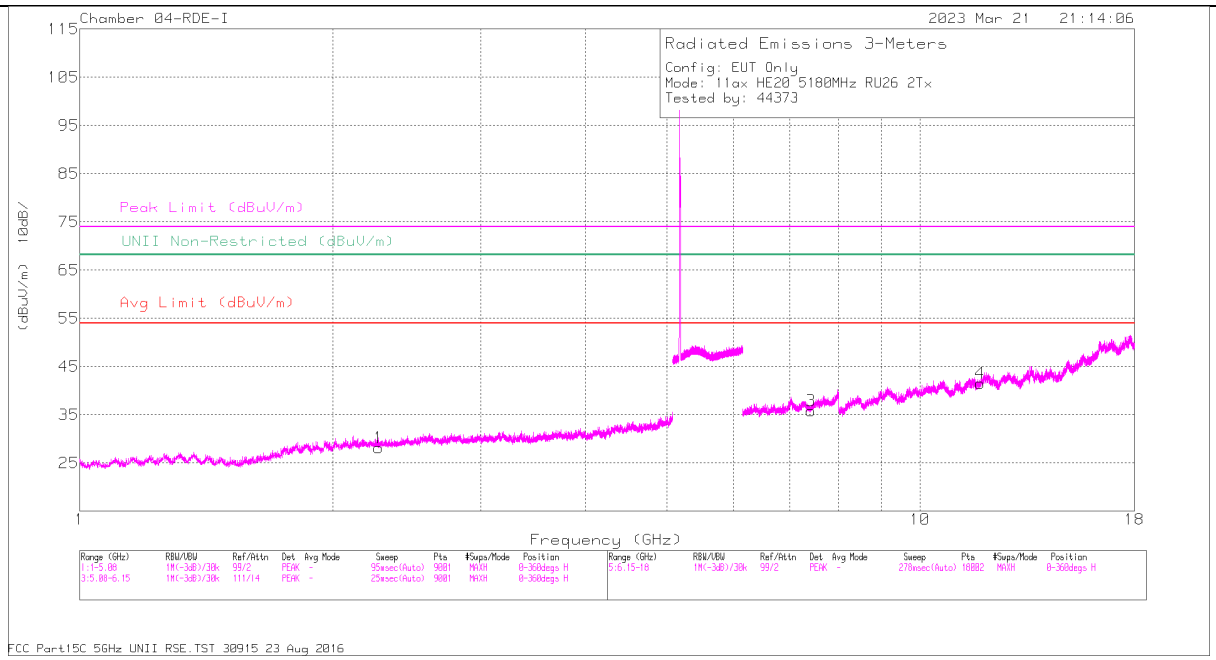

HORIZONTAL

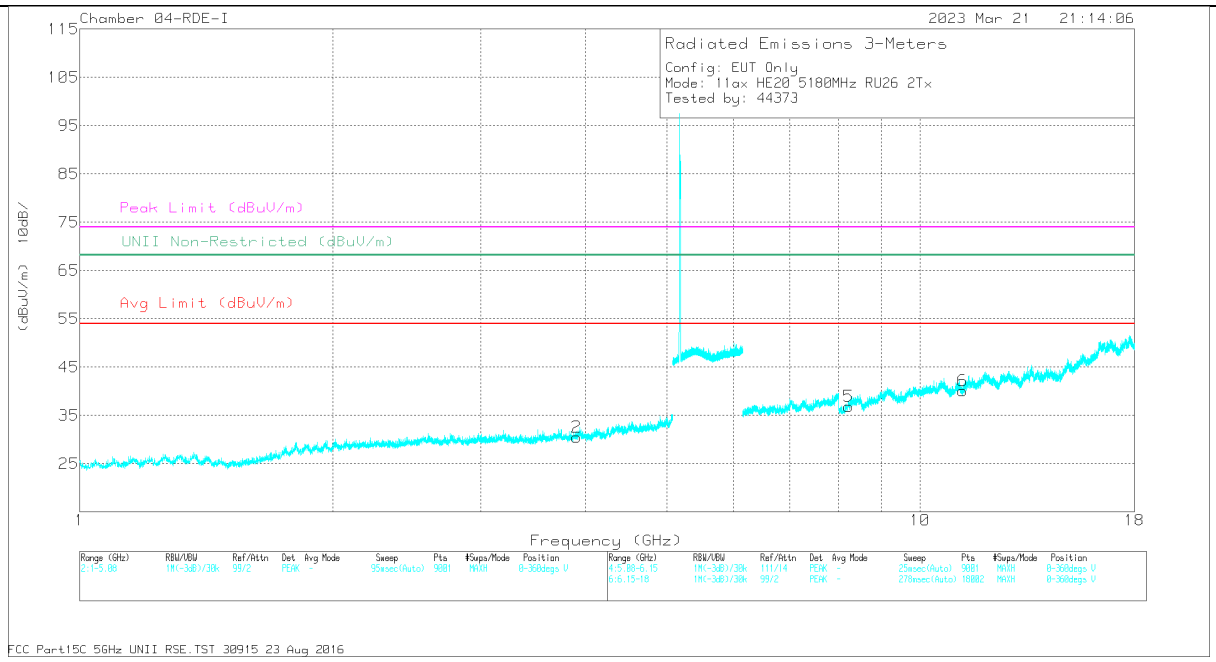

VERTICAL

UL VERIFICATION SERVICES
47173 Benicia Street, Fremont, CA 94538; USA TEL:(510) 319-4000 FAX:(510) 661-0888

This report shall not be reproduced except in full, without the written approval of UL VERIFICATION SERVICES

RADIATED EMISSIONS

Marker	Frequency (GHz)	Meter Reading (dBuV)	Det	84797 ACF (dB) - 3mH	Amp/Cbl/Fltr (dB)	Corrected Reading (dBuV/m)	Avg Limit (dBuV/m)	Margin (dB)	Peak Limit (dBuV/m)	PK Margin (dB)	Azimuth (Degs)	Height (cm)	Polarity
1	* 2.268497	39.44	PK-U	31.8	-31.4	39.84	-	-	74	-34.16	360	101	H
	* 2.266737	27.72	ADR	31.8	-31.5	28.02	54	-25.98	-	-	360	101	H
2	* 3.904065	36.62	PK-U	33.3	-28.6	41.32	-	-	74	-32.68	360	101	V
	* 3.902703	25.18	ADR	33.3	-28.6	29.88	54	-24.12	-	-	360	101	V
3	* 7.41791	32.67	PK-U	35.6	-21.7	46.57	-	-	74	-27.43	360	101	H
	* 7.417674	21.2	ADR	35.6	-21.7	35.1	54	-18.9	-	-	360	101	H
4	* 11.796233	32.1	PK-U	38.4	-18.6	51.9	-	-	74	-22.1	360	101	H
	* 11.795703	20.67	ADR	38.4	-18.6	40.47	54	-13.53	-	-	360	101	H
5	* 8.22506	32.16	PK-U	35.9	-20.2	47.86	-	-	74	-26.14	360	101	V
	* 8.222996	20.31	ADR	35.9	-20.1	36.11	54	-17.89	-	-	360	101	V
6	* 11.243134	31.8	PK-U	37.7	-18.7	50.8	-	-	74	-23.2	360	200	V
	* 11.240793	20.19	ADR	37.7	-18.7	39.19	54	-14.81	-	-	360	200	V

* - indicates frequency in CFR47 Pt 15 / IC RSS-Restricted Band
PK-U - U-NII: Maximum Peak
ADR - U-NII AD primary method, RMS average

UL VERIFICATION SERVICES
47173 Benicia Street, Fremont, CA 94538; USA TEL:(510) 319-4000 FAX:(510) 661-0888
This report shall not be reproduced except in full, without the written approval of UL VERIFICATION SERVICES

MID CHANNEL RESULTS

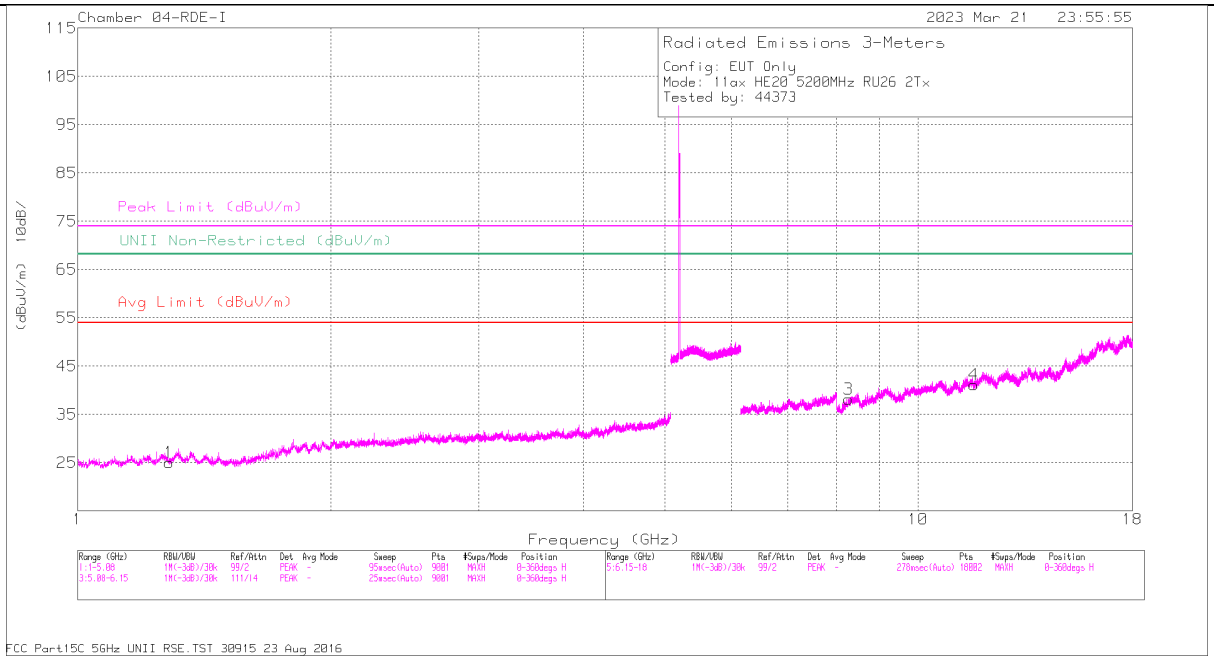

HORIZONTAL

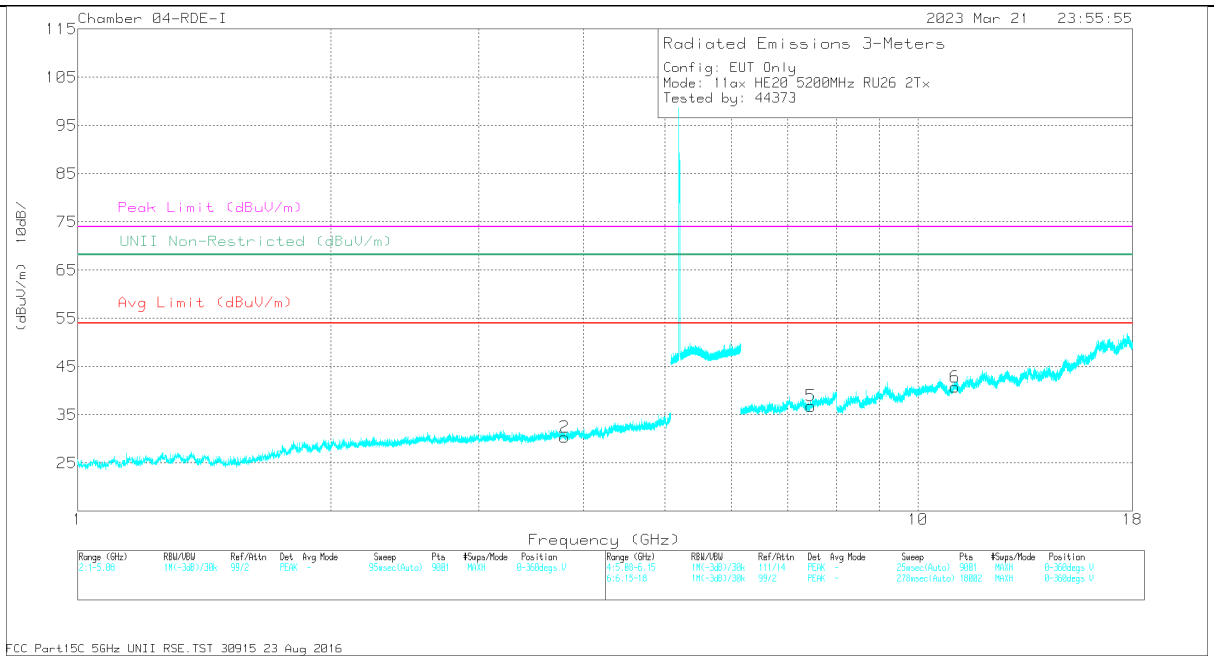

VERTICAL

UL VERIFICATION SERVICES
47173 Benicia Street, Fremont, CA 94538; USA TEL:(510) 319-4000 FAX:(510) 661-0888
This report shall not be reproduced except in full, without the written approval of UL VERIFICATION SERVICES

RADIATED EMISSIONS

Marker	Frequency (GHz)	Meter Reading (dBuV)	Det	84797 ACF (dB) - 3mH	Amp/Cbl/Fltr (dB)	Corrected Reading (dBuV/m)	Avg Limit (dBuV/m)	Margin (dB)	Peak Limit (dBuV/m)	PK Margin (dB)	Azimuth (Degs)	Height (cm)	Polarity
1	* 1.285227	41.63	PK-U	28.6	-33.3	36.93	-	-	74	-37.07	360	199	H
	* 1.283959	29.22	ADR	28.6	-33.3	24.52	54	-29.48	-	-	360	199	H
2	* 3.798217	37.31	PK-U	33.3	-29.7	40.91	-	-	74	-33.09	360	199	V
	* 3.796783	25.97	ADR	33.3	-29.6	29.67	54	-24.33	-	-	360	199	V
3	* 8.267049	32.01	PK-U	35.9	-20.3	47.61	-	-	74	-26.39	360	199	H
	* 8.265423	20.48	ADR	35.9	-20.2	36.18	54	-17.82	-	-	360	199	H
4	* 11.656434	32.09	PK-U	38.2	-18.5	51.79	-	-	74	-22.21	360	101	H
	* 11.655628	20.61	ADR	38.2	-18.5	40.31	54	-13.69	-	-	360	101	H
5	* 7.459761	33.19	PK-U	35.6	-21.2	47.59	-	-	74	-26.41	360	101	V
	* 7.457941	21.35	ADR	35.6	-21.2	35.75	54	-18.25	-	-	360	101	V
6	* 11.069822	31.76	PK-U	37.6	-18.6	50.76	-	-	74	-23.24	360	101	V
	* 11.07182	20.53	ADR	37.6	-18.6	39.53	54	-14.47	-	-	360	101	V

* - indicates frequency in CFR47 Pt 15 / IC RSS-Restricted Band
PK-U - U-NII: Maximum Peak
ADR - U-NII AD primary method, RMS average

UL VERIFICATION SERVICES
47173 Benicia Street, Fremont, CA 94538; USA TEL:(510) 319-4000 FAX:(510) 661-0888
This report shall not be reproduced except in full, without the written approval of UL VERIFICATION SERVICES

HIGH CHANNEL RESULTS

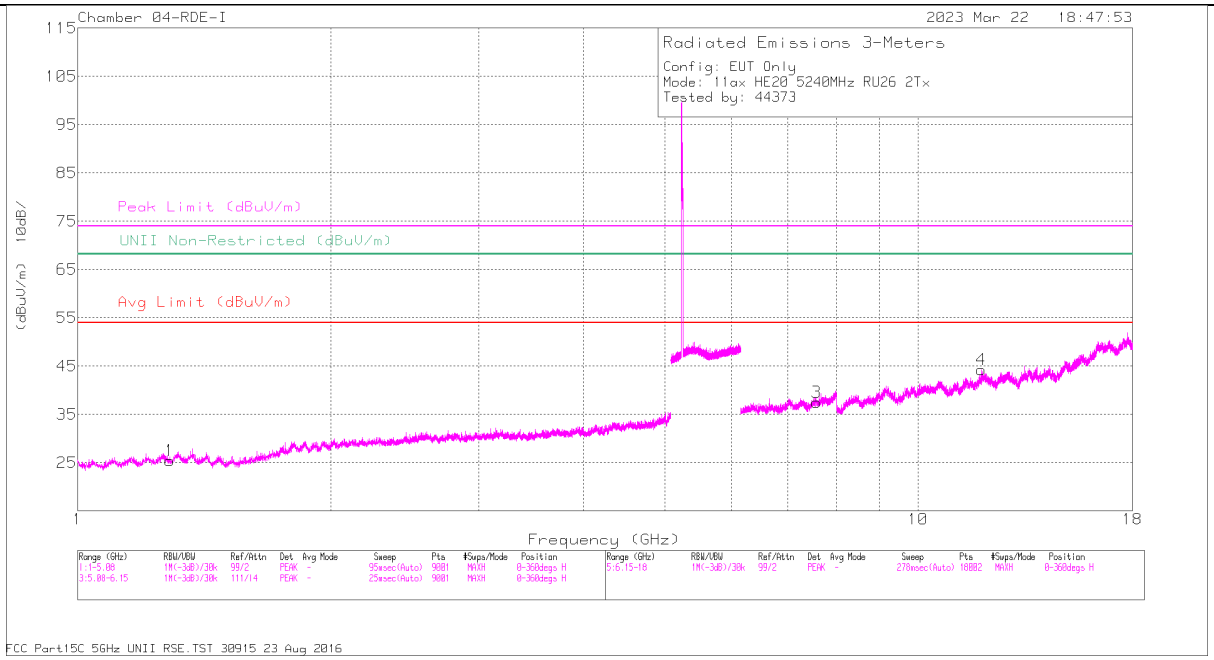

HORIZONTAL

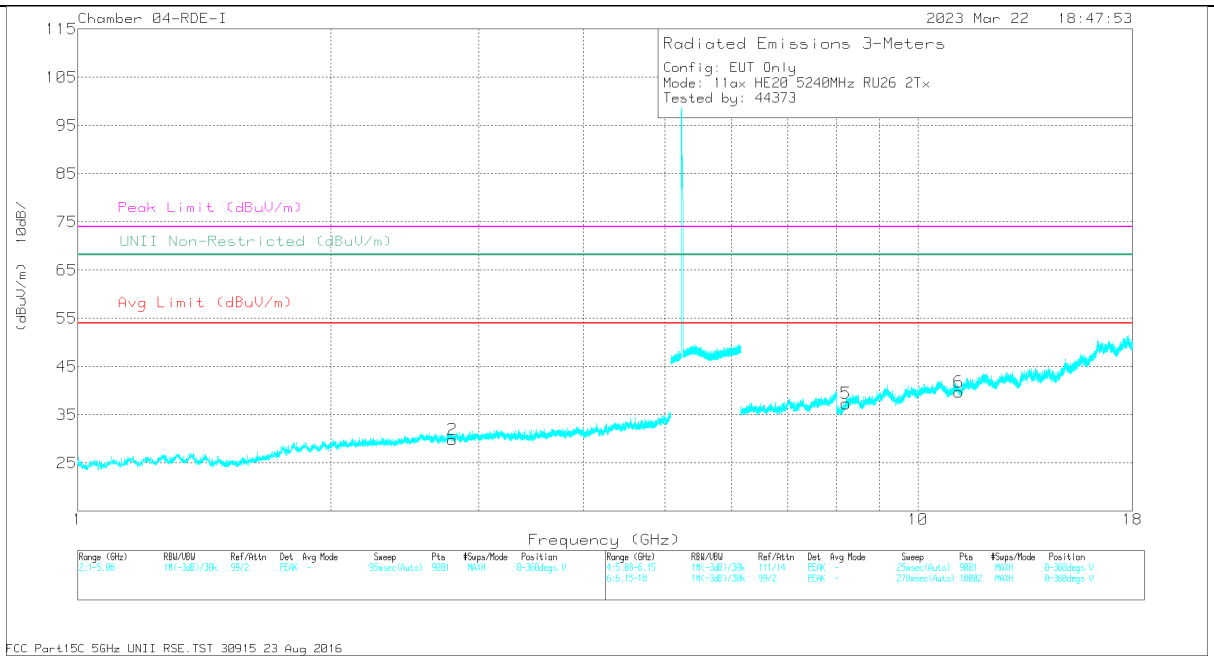

VERTICAL

UL VERIFICATION SERVICES
47173 Benicia Street, Fremont, CA 94538; USA TEL:(510) 319-4000 FAX:(510) 661-0888

This report shall not be reproduced except in full, without the written approval of UL VERIFICATION SERVICES

RADIATED EMISSIONS

Marker	Frequency (GHz)	Meter Reading (dBuV)	Det	84797 ACF (dB) - 3mH	Amp/Cbl/Fltr (dB)	Corrected Reading (dBuV/m)	Avg Limit (dBuV/m)	Margin (dB)	Peak Limit (dBuV/m)	PK Margin (dB)	Azimuth (Degs)	Height (cm)	Polarity
1	* 1.286047	41.21	PK-U	28.6	-33.2	36.61	-	-	74	-37.39	0	200	H
	* 1.28701	29.07	ADR	28.6	-33.2	24.47	54	-29.53	-	-	0	200	H
2	* 2.790806	39.13	PK-U	32.5	-30.4	41.23	-	-	74	-32.77	0	200	V
	* 2.790934	27.08	ADR	32.5	-30.4	29.18	54	-24.82	-	-	0	200	V
3	* 7.573698	32.81	PK-U	35.7	-21.1	47.41	-	-	74	-26.59	0	200	H
	* 7.572597	21.16	ADR	35.7	-21.1	35.76	54	-18.24	-	-	0	200	H
4	* 11.899619	32.33	PK-U	38.5	-18.6	52.23	-	-	74	-21.77	0	101	H
	* 11.897701	20.59	ADR	38.5	-18.6	40.49	54	-13.51	-	-	0	101	H
5	* 8.210866	31.35	PK-U	35.9	-19.9	47.35	-	-	74	-26.65	0	200	V
	* 8.21234	20.21	ADR	35.9	-19.9	36.21	54	-17.79	-	-	0	200	V
6	* 11.184994	32.27	PK-U	37.7	-18.5	51.47	-	-	74	-22.53	0	101	V
	* 11.185416	20.01	ADR	37.7	-18.5	39.21	54	-14.79	-	-	0	101	V

* - indicates frequency in CFR47 Pt 15 / IC RSS-Restricted Band
PK-U - U-NII: Maximum Peak
ADR - U-NII AD primary method, RMS average

UL VERIFICATION SERVICES
47173 Benicia Street, Fremont, CA 94538; USA TEL:(510) 319-4000 FAX:(510) 661-0888
This report shall not be reproduced except in full, without the written approval of UL VERIFICATION SERVICES

2TX Antenna 6 + Antenna 5 OFDMA MODE: SU, Single User

BANDEDGE (LOW CHANNEL)

HORIZONTAL RESULT

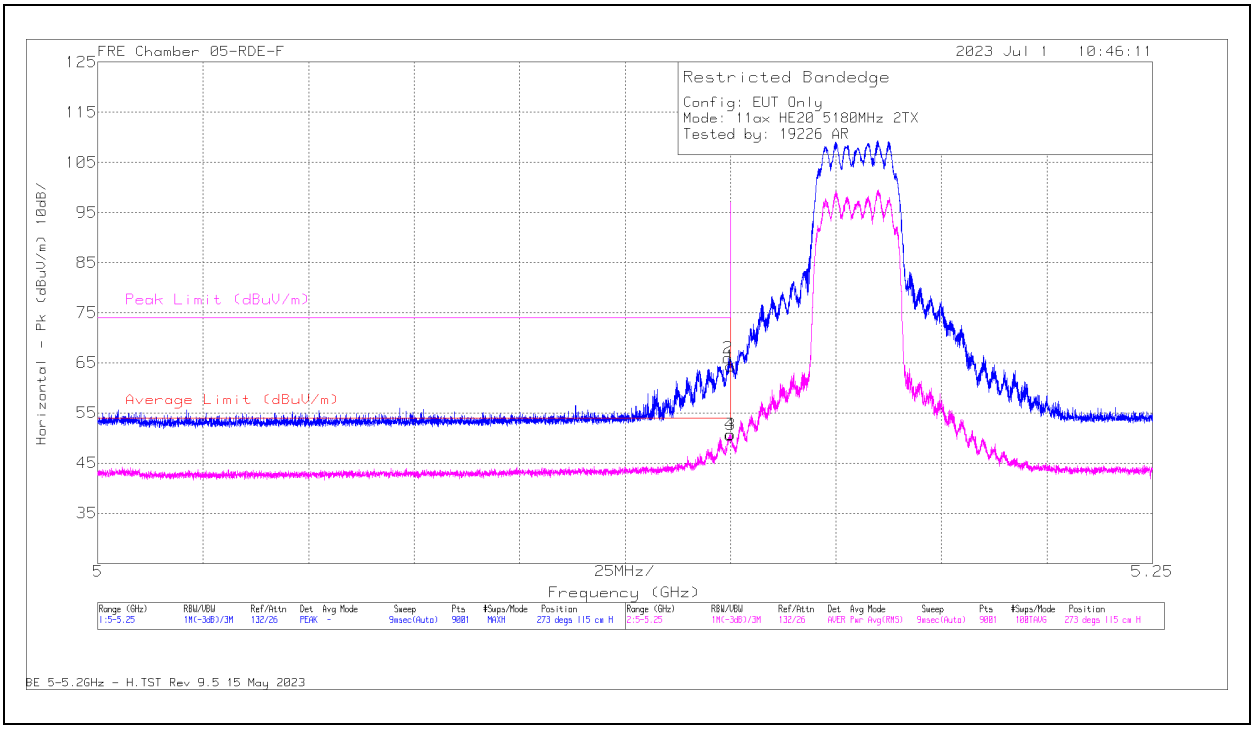

Trace Markers

Marker	Frequency (GHz)	Meter Reading (dBuV)	Det	222740 ACF(dB) - 3mH	DCCF (dB)	Gain/Loss (dB)	Corrected Reading (dBuV/m)	Average Limit (dBuV/m)	Margin (dB)	Peak Limit (dBuV/m)	PK Margin (dB)	Azimuth (Degs)	Height (cm)	Polarity
1	* 5.15	69.19	Pk	34.1	0	-38.94	64.35	-	-	74	-9.65	273	115	H
2	* 5.149446	70.76	Pk	34.1	0	-38.92	65.94	-	-	74	-8.06	273	115	H
3	* 5.15	54.99	RMS	34.1	.61	-38.94	50.76	54	-3.24	-	-	273	115	H
4	* 5.14989	54.9	RMS	34.1	.61	-38.94	50.67	54	-3.33	-	-	273	115	H

* - indicates frequency in CFR47 Pt 15 / IC RSS-Restricted Band
Pk - Peak detector
RMS - RMS detection

UL VERIFICATION SERVICES
47173 Benicia Street, Fremont, CA 94538; USA TEL:(510) 319-4000 FAX:(510) 661-0888
This report shall not be reproduced except in full, without the written approval of UL VERIFICATION SERVICES

VERTICAL RESULT

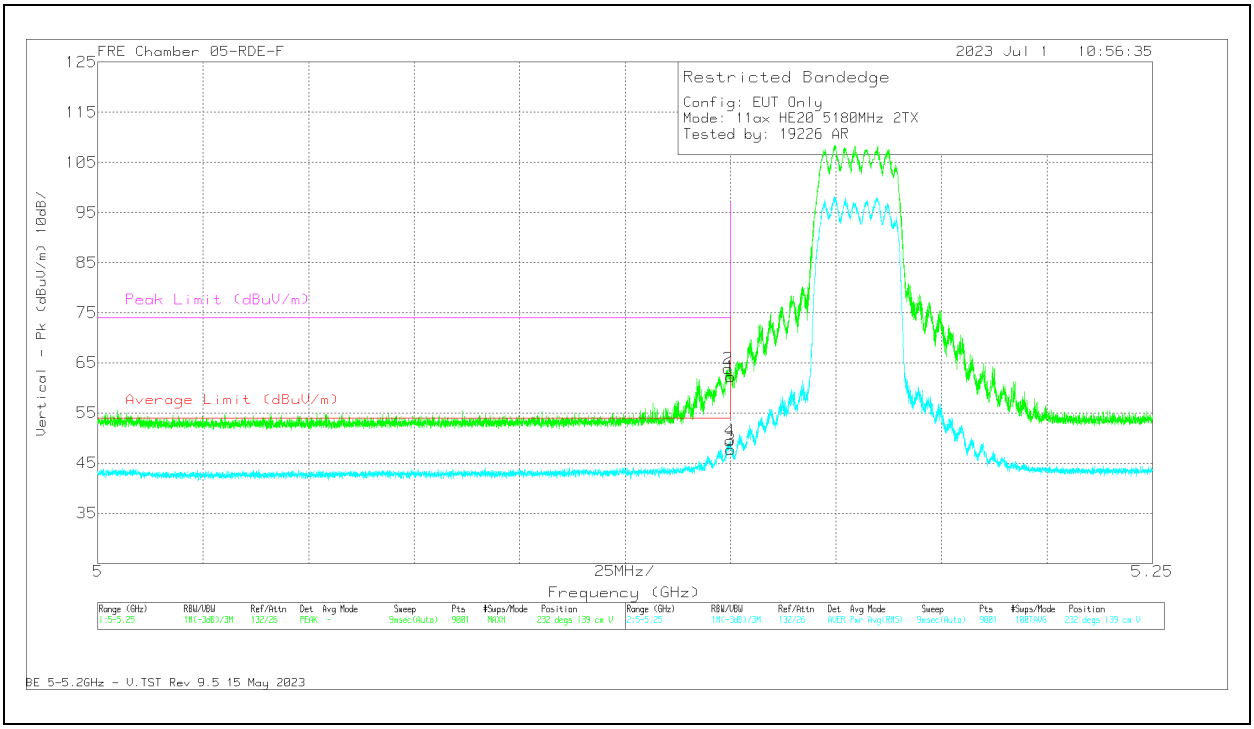

Trace Markers

Marker	Frequency (GHz)	Meter Reading (dBuV)	Det	222740 ACF(dB) - 3mH	DCCF (dB)	Gain/Loss (dB)	Corrected Reading (dBuV/m)	Average Limit (dBuV/m)	Margin (dB)	Peak Limit (dBuV/m)	PK Margin (dB)	Azimuth (Degs)	Height (cm)	Polarity
1	* 5.15	67.03	Pk	34.1	0	-38.94	62.19	-	-	74	-11.81	232	139	V
2	* 5.149446	68.72	Pk	34.1	0	-38.92	63.9	-	-	74	-10.1	232	139	V
3	* 5.15	51.96	RMS	34.1	.61	-38.94	47.73	54	-6.27	-	-	232	139	V
4	* 5.149862	53.72	RMS	34.1	.61	-38.94	49.49	54	-4.51	-	-	232	139	V

* - indicates frequency in CFR47 Pt 15 / IC RSS-Restricted Band
Pk - Peak detector
RMS - RMS detection

UL VERIFICATION SERVICES
47173 Benicia Street, Fremont, CA 94538; USA TEL:(510) 319-4000 FAX:(510) 661-0888
This report shall not be reproduced except in full, without the written approval of UL VERIFICATION SERVICES

1.1.9. HARMONICS AND SPURIOUS EMISSIONS, 11ax, HE20 SU Mode

LOW CHANNEL RESULTS

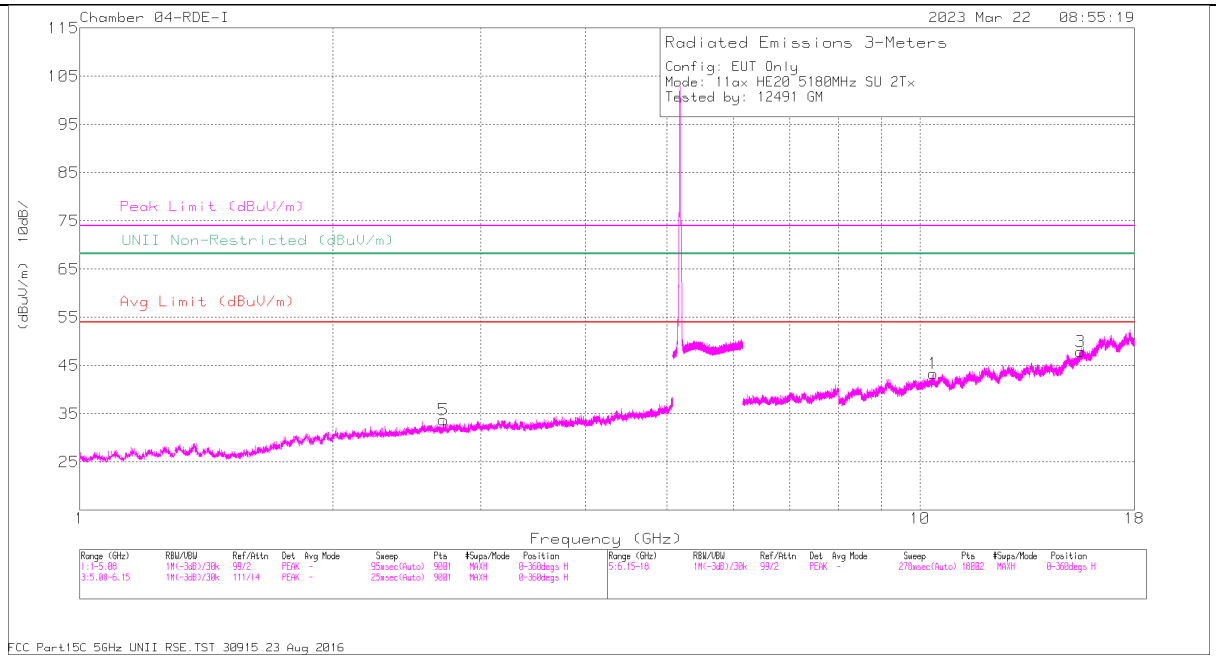

HORIZONTAL

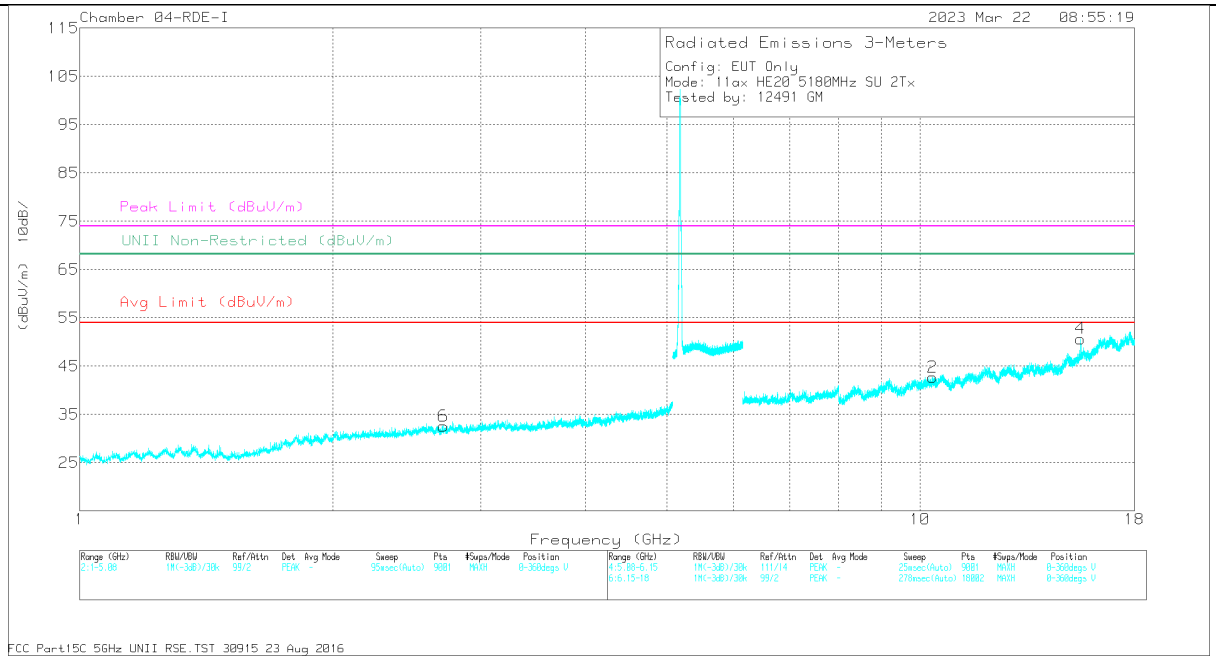

VERTICAL

UL VERIFICATION SERVICES
47173 Benicia Street, Fremont, CA 94538; USA TEL:(510) 319-4000 FAX:(510) 661-0888

This report shall not be reproduced except in full, without the written approval of UL VERIFICATION SERVICES

RADIATED EMISSIONS

Marker	Frequency (GHz)	Meter Reading (dBuV)	Det	84797 ACF (dB) - 3mH	Amp/Cbl/Fltr (dB)	Corrected Reading (dBuV/m)	Avg Limit (dBuV/m)	Margin (dB)	Peak Limit (dBuV/m)	PK Margin (dB)	UNII Non-Restricted (dBuV/m)	PK Margin (dB)	Azimuth (Degs)	Height (cm)	Polarity
5	* 2.709609	40.83	PK-U	32.4	-31	42.23	-	-	74	-31.77	-	-	297	210	H
	* 2.708047	28.37	ADR	32.4	-31	29.77	54	-24.23	-	-	-	-	297	210	H
6	* 2.710792	39.39	PK-U	32.4	-30.9	40.89	-	-	74	-33.11	-	-	8	292	V
	* 2.710533	27.95	ADR	32.4	-30.9	29.45	54	-24.55	-	-	-	-	8	292	V
1	10.356681	32.86	PK-U	37.3	-18.4	51.76	-	-	-	-	68.2	-16.44	176	152	H
	10.358024	20.89	ADR	37.3	-18.3	39.89	-	-	-	-	-	-	176	152	H
3	* 15.538434	33.13	PK-U	40.9	-16.3	57.73	-	-	74	-16.27	-	-	194	159	H
	* 15.53834	21.22	ADR	40.9	-16.3	45.82	54	-8.18	-	-	-	-	194	159	H
2	10.356939	32.23	PK-U	37.3	-18.4	51.13	-	-	-	-	68.2	-17.07	150	176	V
	10.359685	20.69	ADR	37.3	-18.3	39.69	-	-	-	-	-	-	150	176	V
4	* 15.53672	32.73	PK-U	40.9	-16.2	57.43	-	-	74	-16.57	-	-	28	355	V
	* 15.536413	21.18	ADR	40.9	-16.2	45.88	54	-8.12	-	-	-	-	28	355	V

* - indicates frequency in CFR47 Pt 15 / IC RSS-Restricted Band
PK-U - U-NII: Maximum Peak
ADR - U-NII AD primary method, RMS average

UL VERIFICATION SERVICES
47173 Benicia Street, Fremont, CA 94538; USA TEL:(510) 319-4000 FAX:(510) 661-0888
This report shall not be reproduced except in full, without the written approval of UL VERIFICATION SERVICES

MID CHANNEL RESULTS

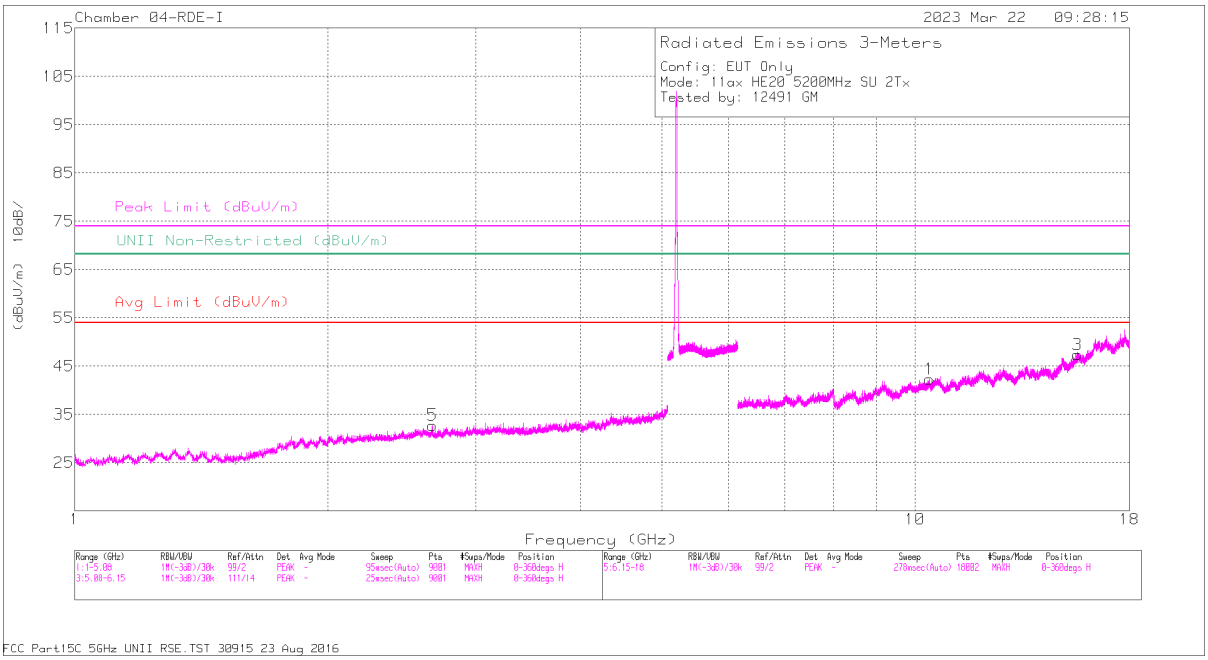

HORIZONTAL

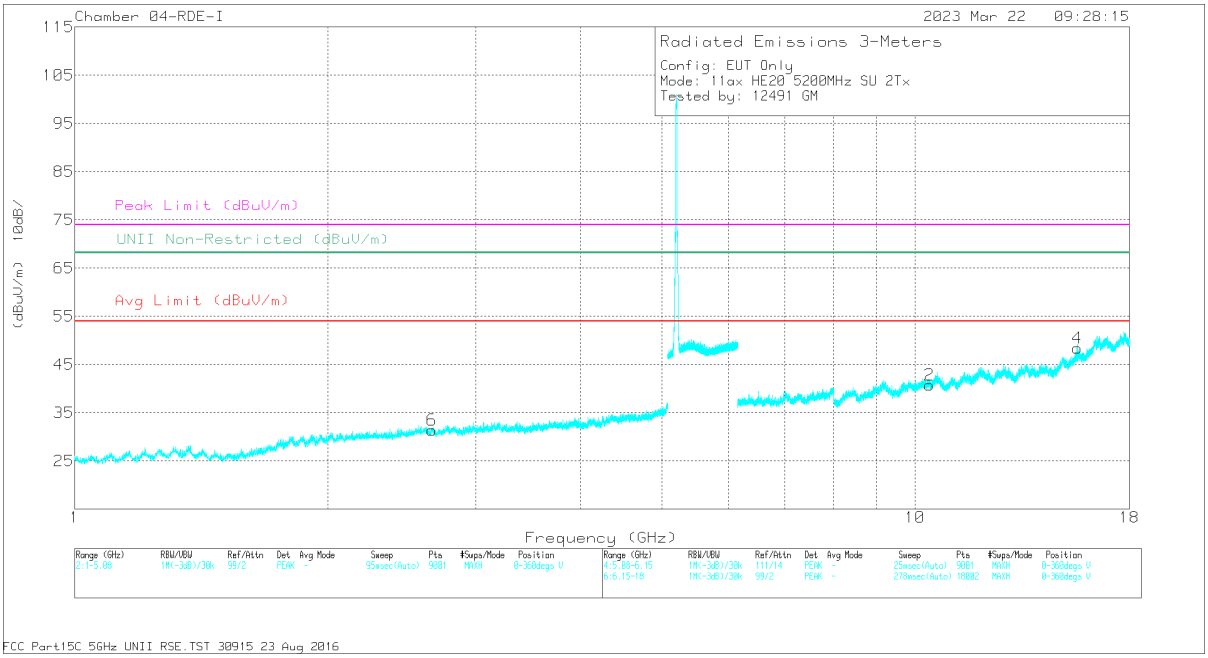

VERTICAL

UL VERIFICATION SERVICES
47173 Benicia Street, Fremont, CA 94538; USA TEL:(510) 319-4000 FAX:(510) 661-0888

This report shall not be reproduced except in full, without the written approval of UL VERIFICATION SERVICES

RADIATED EMISSIONS

Marker	Frequency (GHz)	Meter Reading (dBuV)	Det	84797 ACF (dB) - 3mH	Amp/Cbl/Fltr (dB)	Corrected Reading (dBuV/m)	Avg Limit (dBuV/m)	Margin (dB)	Peak Limit (dBuV/m)	PK Margin (dB)	UNII Non-Restricted (dBuV/m)	PK Margin (dB)	Azimuth (Degs)	Height (cm)	Polarity
5	* 2.668793	40.69	PK-U	32.4	-31	42.09	-	-	74	-31.91	-	-	316	267	H
	* 2.67019	28.11	ADR	32.4	-30.9	29.61	54	-24.39	-	-	-	-	316	267	H
6	* 2.659356	40.01	PK-U	32.4	-30.8	41.61	-	-	74	-32.39	-	-	195	139	V
	* 2.660264	28.22	ADR	32.4	-30.8	29.82	54	-24.18	-	-	-	-	195	139	V
1	10.39667	32.85	PK-U	37.4	-18.3	51.95	-	-	-	-	68.2	-16.25	234	368	H
	10.397687	20.69	ADR	37.4	-18.3	39.79	-	-	-	-	-	-	234	368	H
3	* 15.592831	32.51	PK-U	41	-16.6	56.91	-	-	74	-17.09	-	-	323	249	H
	* 15.592854	20.71	ADR	41	-16.6	45.11	54	-8.89	-	-	-	-	323	249	H
2	10.3894	31.8	PK-U	37.4	-18.3	50.9	-	-	-	-	68.2	-17.3	145	249	V
	10.391113	20.22	ADR	37.4	-18.2	39.42	-	-	-	-	-	-	145	249	V
4	* 15.591024	32.39	PK-U	41	-16.6	56.79	-	-	74	-17.21	-	-	177	237	V
	* 15.589716	20.77	ADR	41	-16.6	45.17	54	-8.83	-	-	-	-	177	237	V

* - indicates frequency in CFR47 Pt 15 / IC RSS-Restricted Band
PK-U - U-NII: Maximum Peak
ADR - U-NII AD primary method, RMS average

UL VERIFICATION SERVICES
47173 Benicia Street, Fremont, CA 94538; USA TEL:(510) 319-4000 FAX:(510) 661-0888
This report shall not be reproduced except in full, without the written approval of UL VERIFICATION SERVICES

HIGH CHANNEL RESULTS

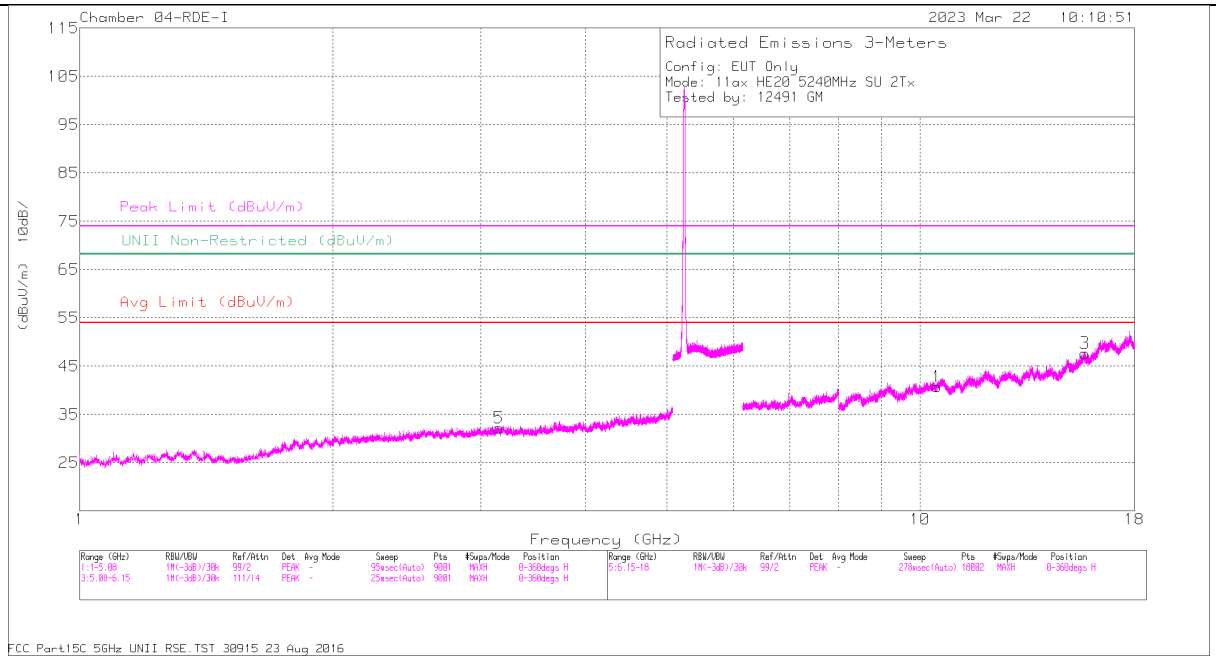

HORIZONTAL

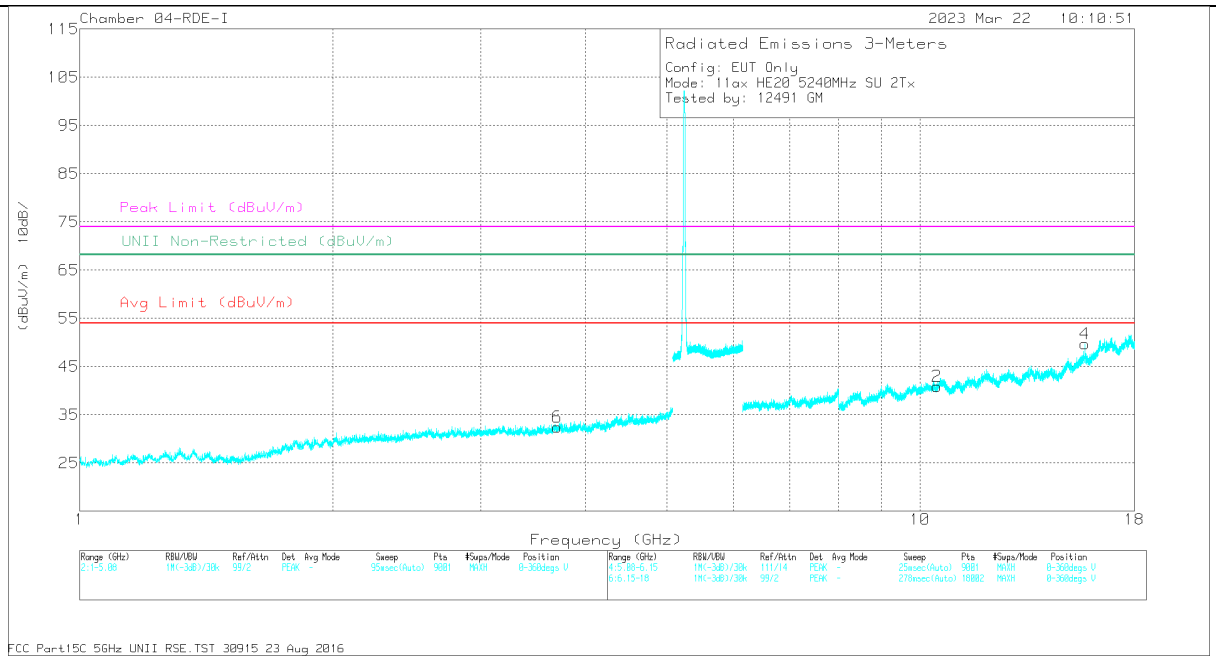

VERTICAL

UL VERIFICATION SERVICES
47173 Benicia Street, Fremont, CA 94538; USA TEL:(510) 319-4000 FAX:(510) 661-0888

This report shall not be reproduced except in full, without the written approval of UL VERIFICATION SERVICES

RADIATED EMISSIONS

Marker	Frequency (GHz)	Meter Reading (dBuV)	Det	84797 ACF (dB) - 3mH	Amp/Cbl/Fltr (dB)	Corrected Reading (dBuV/m)	Avg Limit (dBuV/m)	Margin (dB)	Peak Limit (dBuV/m)	PK Margin (dB)	UNII Non-Restricted (dBuV/m)	PK Margin (dB)	Azimuth (Degs)	Height (cm)	Polarity
5	3.155226	38.28	PK-U	33	-29.9	41.38	-	-	-	-	68.2	-26.82	36	203	H
	3.156081	26.83	ADR	33	-29.9	29.93	-	-	-	-	-	-	36	203	H
6	* 3.699283	37.84	PK-U	33.2	-29	42.04	-	-	74	-31.96	-	-	165	119	V
	* 3.699753	26.16	ADR	33.2	-29	30.36	54	-23.64	-	-	-	-	165	119	V
1	10.463004	32.31	PK-U	37.4	-19.4	50.31	-	-	-	-	68.2	-17.89	217	304	H
	10.461724	20.71	ADR	37.4	-19.3	38.81	-	-	-	-	-	-	217	304	H
3	* 15.70108	32.01	PK-U	41.2	-16.3	56.91	-	-	74	-17.09	-	-	191	154	H
	* 15.704928	20.3	ADR	41.2	-16.2	45.3	54	-8.7	-	-	-	-	191	154	H
2	10.483468	32.39	PK-U	37.4	-19.2	50.59	-	-	-	-	68.2	-17.61	245	124	V
	10.48337	20.55	ADR	37.4	-19.2	38.75	-	-	-	-	-	-	245	124	V
4	* 15.714322	31.77	PK-U	41.2	-16.2	56.77	-	-	74	-17.23	-	-	297	126	V
	* 15.711746	20.21	ADR	41.2	-16.2	45.21	54	-8.79	-	-	-	-	297	126	V

* - indicates frequency in CFR47 Pt 15 / IC RSS-Restricted Band
PK-U - U-NII: Maximum Peak
ADR - U-NII AD primary method, RMS average

UL VERIFICATION SERVICES
47173 Benicia Street, Fremont, CA 94538; USA TEL:(510) 319-4000 FAX:(510) 661-0888
This report shall not be reproduced except in full, without the written approval of UL VERIFICATION SERVICES

1.1.10. TX ABOVE 1 GHz 802.11ax HE40 MODE IN THE 5.2GHz BAND

1TX Antenna 6 MODE: 26-Tones, RU Index 0

BANDEDGE (LOW CHANNEL)

HORIZONTAL RESULT

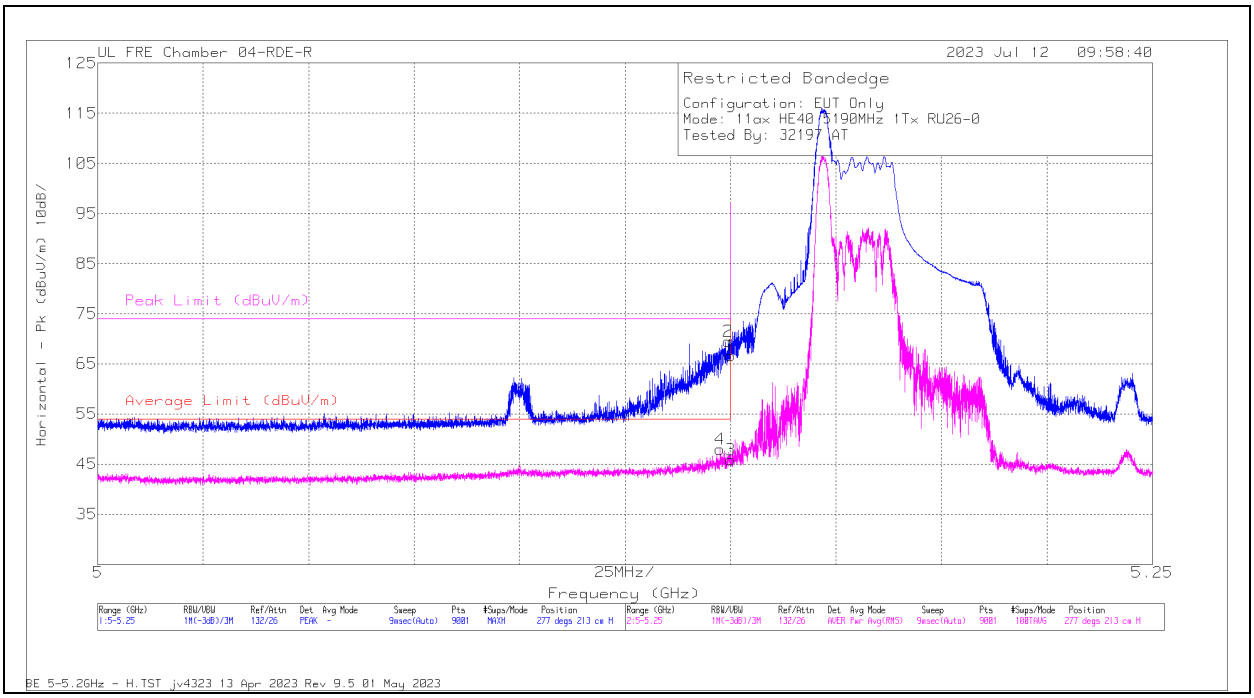

Marker	Frequency (GHz)	Meter Reading (dBuV)	Det	222740 ACF(dB) - 3mH	DCCF (dB)	Gain/Loss (dB)	Corrected Reading (dBuV/m)	Average Limit (dBuV/m)	Margin (dB)	Peak Limit (dBuV/m)	PK Margin (dB)	Azimuth (Degs)	Height (cm)	Polarity
4	5.147501	52.53	RMS	34.1	.51	-38.63	48.51	54	-5.49	-	-	277	213	H
2	5.149446	73.94	Pk	34.1	0	-38.58	69.46	-	-	74	-4.54	277	213	H
1	5.15	71.1	Pk	34.1	0	-38.58	66.62	-	-	74	-7.38	277	213	H
3	5.15	50.35	RMS	34.1	.51	-38.58	46.38	54	-7.62	-	-	277	213	H

Pk - Peak detector
RMS - RMS detection

UL VERIFICATION SERVICES
47173 Benicia Street, Fremont, CA 94538; USA TEL:(510) 319-4000 FAX:(510) 661-0888
This report shall not be reproduced except in full, without the written approval of UL VERIFICATION SERVICES

VERTICAL RESULT

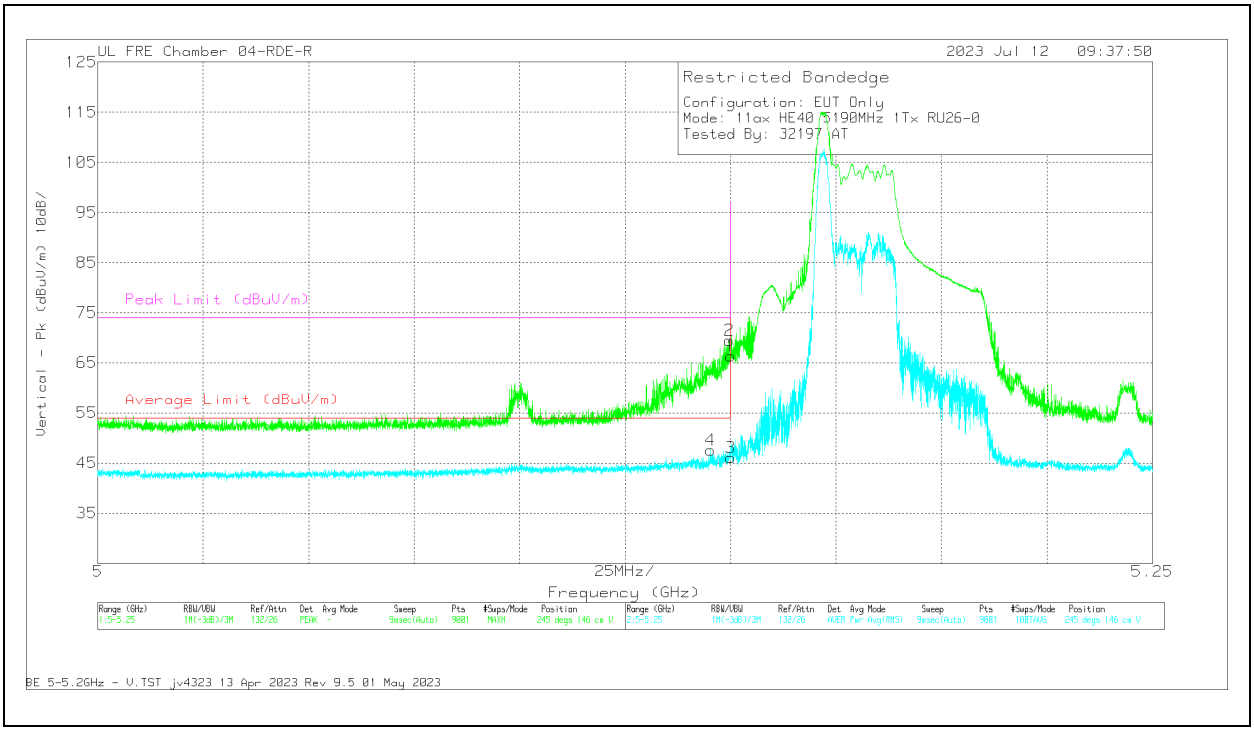

Marker	Frequency (GHz)	Meter Reading (dBuV)	Det	222740 ACF(dB) - 3mH	DCCF (dB)	Gain/Loss (dB)	Corrected Reading (dBuV/m)	Average Limit (dBuV/m)	Margin (dB)	Peak Limit (dBuV/m)	PK Margin (dB)	Azimuth (Degs)	Height (cm)	Polarity
4	5.145335	52.18	RMS	34.1	0.51	-38.72	48.07	54	-5.93	-	-	245	146	V
2	5.149668	73.92	Pk	34.1	0	-38.58	69.44	-	-	74	-4.56	245	146	V
1	5.15	70.8	Pk	34.1	0	-38.58	66.32	-	-	74	-7.68	245	146	V
3	5.15	50.61	RMS	34.1	0.51	-38.58	46.64	54	-7.36	-	-	245	146	V

Pk - Peak detector
RMS - RMS detection

UL VERIFICATION SERVICES
47173 Benicia Street, Fremont, CA 94538; USA TEL:(510) 319-4000 FAX:(510) 661-0888
This report shall not be reproduced except in full, without the written approval of UL VERIFICATION SERVICES

1TX Antenna 6 MODE: SU, Single User

BANDEDGE (LOW CHANNEL)

HORIZONTAL RESULT

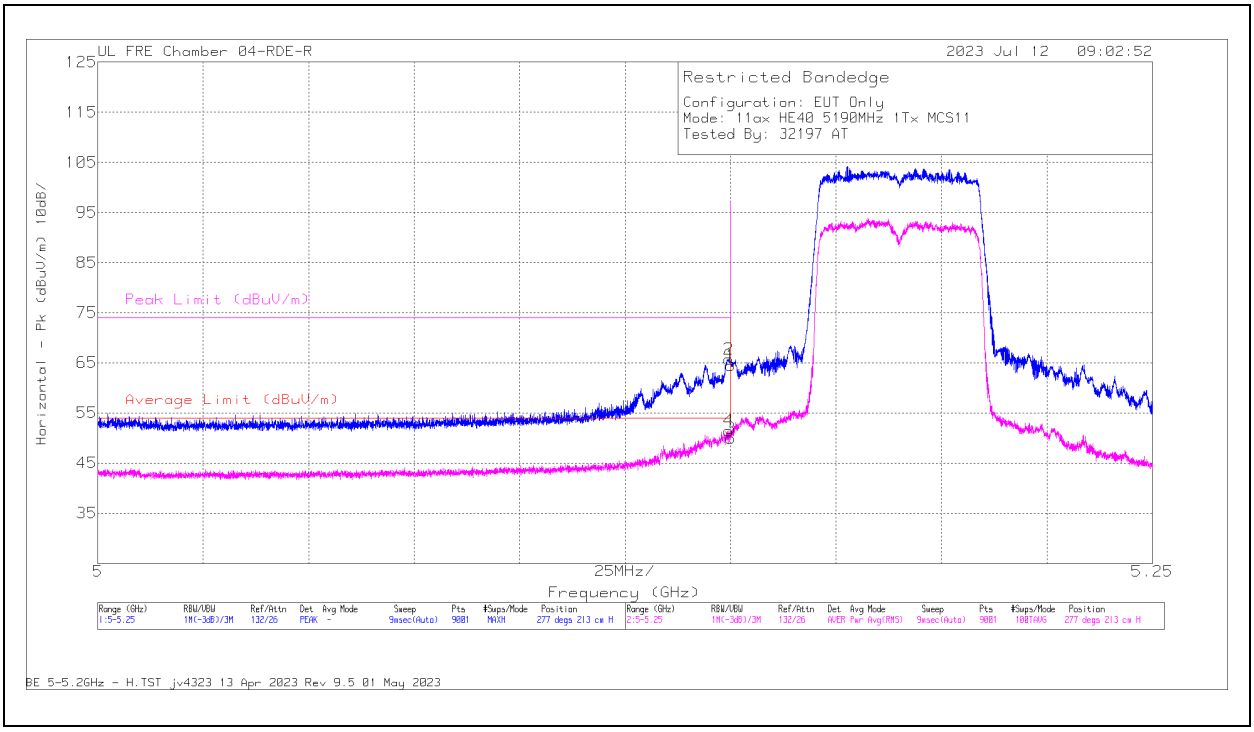

Marker	Frequency (GHz)	Meter Reading (dBuV)	Det	222740 ACF(dB) - 3mH	DCCF (dB)	Gain/Loss (dB)	Corrected Reading (dBuV/m)	Average Limit (dBuV/m)	Margin (dB)	Peak Limit (dBuV/m)	PK Margin (dB)	Azimuth (Degs)	Height (cm)	Polarity
2	5.149529	70.24	Pk	34.1	0	-38.58	65.76	-	-	74	-8.24	277	213	H
4	5.14964	55.11	RMS	34.1	.84	-38.58	51.47	54	-2.53	-	-	277	213	H
1	5.15	68.99	Pk	34.1	0	-38.58	64.51	-	-	74	-9.49	277	213	H
3	5.15	53.59	RMS	34.1	.84	-38.58	49.95	54	-4.05	-	-	277	213	H

Pk - Peak detector
RMS - RMS detection

UL VERIFICATION SERVICES
47173 Benicia Street, Fremont, CA 94538; USA TEL:(510) 319-4000 FAX:(510) 661-0888
This report shall not be reproduced except in full, without the written approval of UL VERIFICATION SERVICES

VERTICAL RESULT

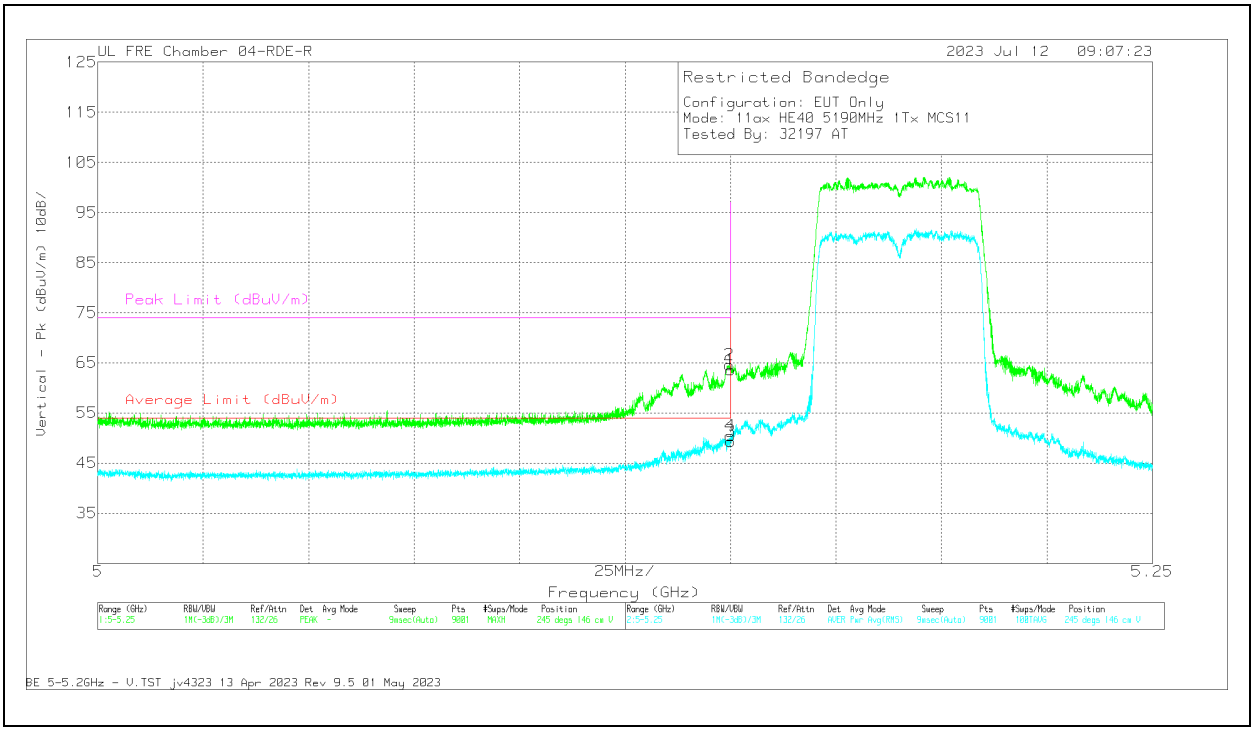

Marker	Frequency (GHz)	Meter Reading (dBuV)	Det	222740 ACF(dB) - 3mH	DCCF (dB)	Gain/Loss (dB)	Corrected Reading (dBuV/m)	Average Limit (dBuV/m)	Margin (dB)	Peak Limit (dBuV/m)	PK Margin (dB)	Azimuth (Degs)	Height (cm)	Polarity
2	5.149779	69.12	Pk	34.1	0	-38.58	64.64	-	-	74	-9.36	245	146	V
4	5.149946	54.09	RMS	34.1	.84	-38.58	50.45	54	-3.55	-	-	245	146	V
1	5.15	68.11	Pk	34.1	0	-38.58	63.63	-	-	74	-10.37	245	146	V
3	5.15	53.04	RMS	34.1	.84	-38.58	49.4	54	-4.6	-	-	245	146	V

Pk - Peak detector
RMS - RMS detection

UL VERIFICATION SERVICES
47173 Benicia Street, Fremont, CA 94538; USA TEL:(510) 319-4000 FAX:(510) 661-0888
This report shall not be reproduced except in full, without the written approval of UL VERIFICATION SERVICES

1TX Antenna 5 MODE: 26-Tones, RU Index 0

BANDEDGE (LOW CHANNEL)

HORIZONTAL RESULT

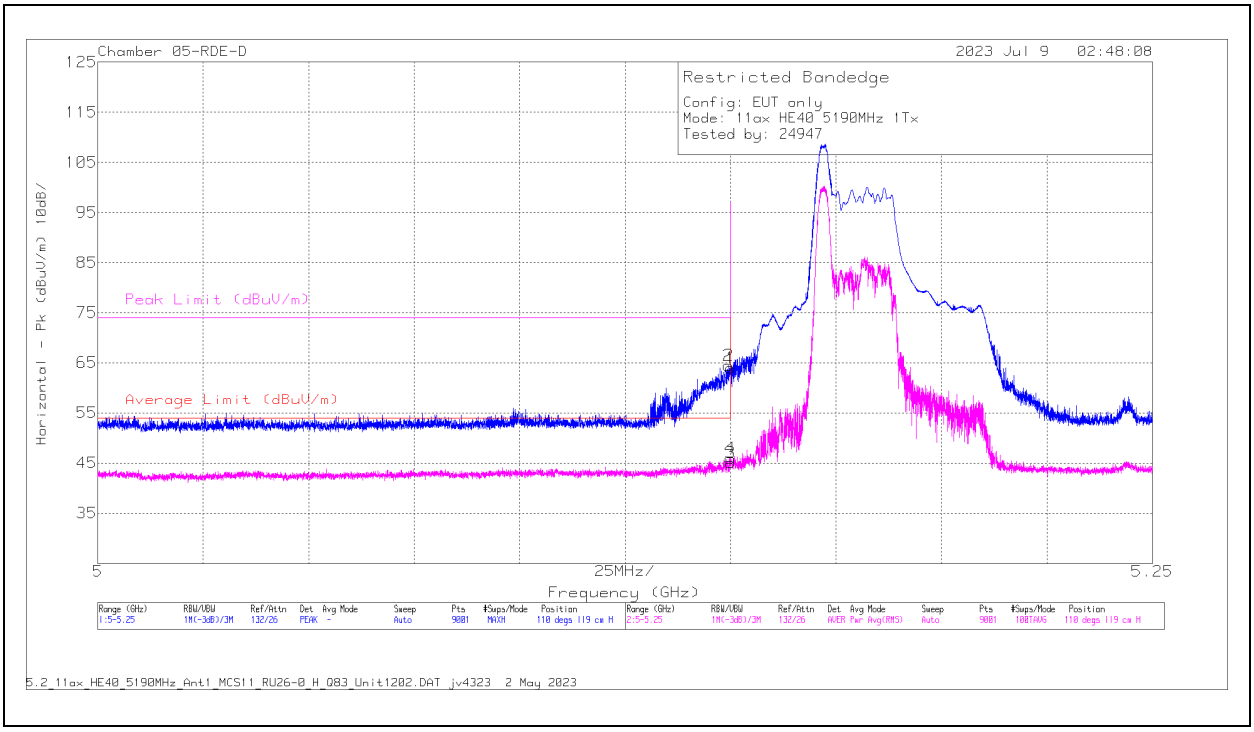

Marker	Frequency (GHz)	Meter Reading (dBuV)	Det	230299 ACF (dB) 3mH	DCCF (dB)	Gain/Loss (dB)	Corrected Reading (dBuV/m)	Average Limit (dBuV/m)	Margin (dB)	Peak Limit (dBuV/m)	PK Margin (dB)	Azimuth (Degs)	Height (cm)	Polarity
2	5.149501	68.37	Pk	34.6	0	-38.5	64.47	-	-	74	-9.53	110	119	H
4	5.149946	49.37	RMS	34.6	.51	-38.49	45.99	54	-8.01	-	-	110	119	H
1	5.15	67.83	Pk	34.6	0	-38.49	63.94	-	-	74	-10.06	110	119	H
3	5.15	48.52	RMS	34.6	.51	-38.49	45.14	54	-8.86	-	-	110	119	H

Pk - Peak detector
RMS - RMS detection

UL VERIFICATION SERVICES
47173 Benicia Street, Fremont, CA 94538; USA TEL:(510) 319-4000 FAX:(510) 661-0888
This report shall not be reproduced except in full, without the written approval of UL VERIFICATION SERVICES

VERTICAL RESULT

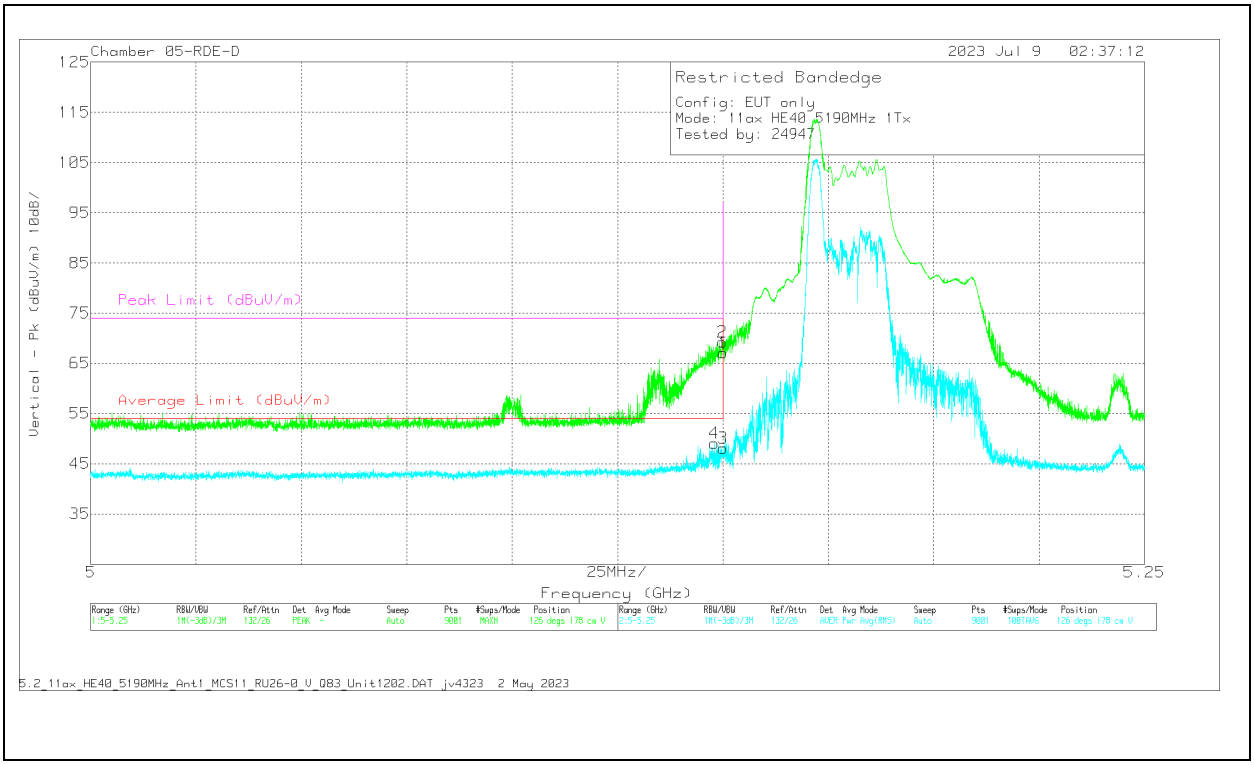

Marker	Frequency (GHz)	Meter Reading (dBuV)	Det	230299 ACF (dB) 3mH	DCCF (dB)	Gain/Loss (dB)	Corrected Reading (dBuV/m)	Average Limit (dBuV/m)	Margin (dB)	Peak Limit (dBuV/m)	PK Margin (dB)	Azimuth (Degs)	Height (cm)	Polarity
4	5.147946	52.67	RMS	34.6	.51	-38.69	49.09	54	-4.91	-	-	126	178	V
2	5.149807	73.19	Pk	34.6	0	-38.5	69.29	-	-	74	-4.71	126	178	V
1	5.15	71.01	Pk	34.6	0	-38.49	67.12	-	-	74	-6.88	126	178	V
3	5.15	51.5	RMS	34.6	.51	-38.49	48.12	54	-5.88	-	-	126	178	V

Pk - Peak detector
RMS - RMS detection

UL VERIFICATION SERVICES
47173 Benicia Street, Fremont, CA 94538; USA TEL:(510) 319-4000 FAX:(510) 661-0888
This report shall not be reproduced except in full, without the written approval of UL VERIFICATION SERVICES

1TX Antenna 5 MODE: SU, Single User

BANDEDGE (LOW CHANNEL)

HORIZONTAL RESULT

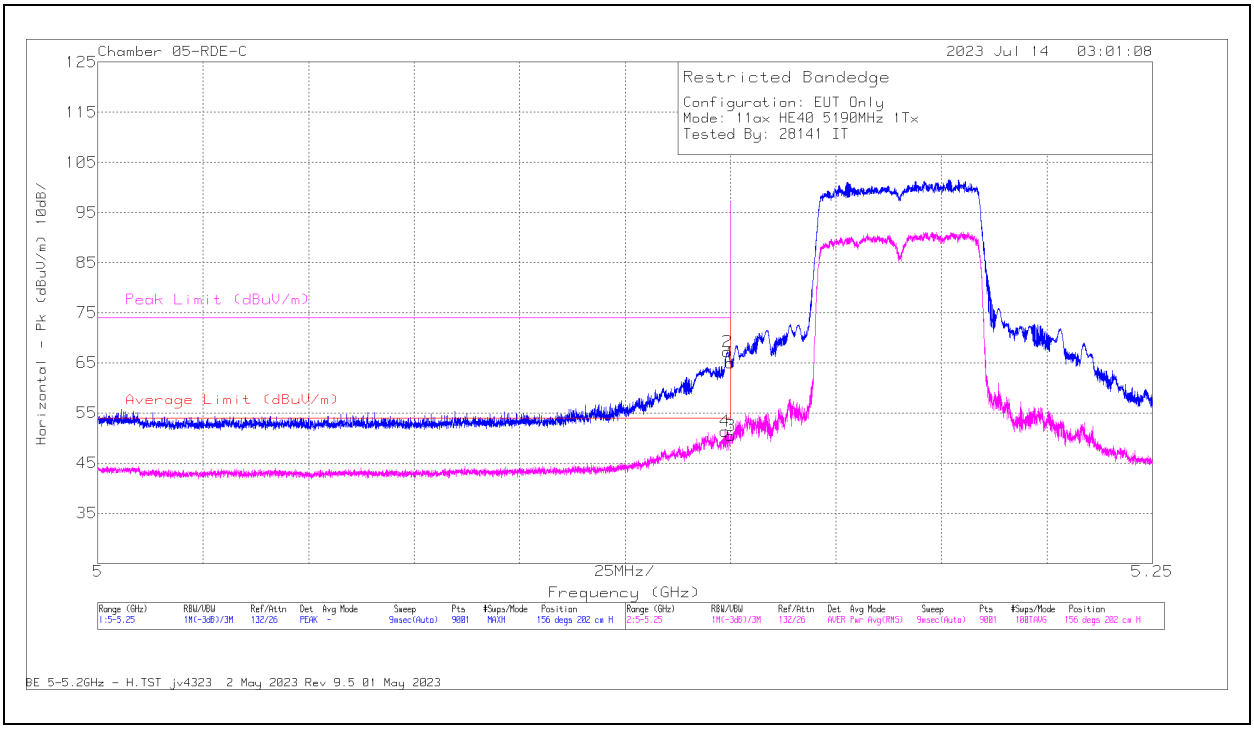

Marker	Frequency (GHz)	Meter Reading (dBuV)	Det	81887 ACF (dB) 3mH	DCCF (dB)	Gain/Loss (dB)	Corrected Reading (dBuV/m)	Average Limit (dBuV/m)	Margin (dB)	Peak Limit (dBuV/m)	PK Margin (dB)	Azimuth (Degs)	Height (cm)	Polarity
4	5.148751	55.84	RMS	34.2	.84	-39.51	51.37	54	-2.63	-	-	156	202	H
2	5.149307	72.51	Pk	34.2	0	-39.52	67.19	-	-	74	-6.81	156	202	H
1	5.15	70.26	Pk	34.2	0	-39.52	64.94	-	-	74	-9.06	156	202	H
3	5.15	54.98	RMS	34.2	.84	-39.52	50.50	54	-3.50	-	-	156	202	H

Pk - Peak detector
RMS - RMS detection

UL VERIFICATION SERVICES
47173 Benicia Street, Fremont, CA 94538; USA TEL:(510) 319-4000 FAX:(510) 661-0888
This report shall not be reproduced except in full, without the written approval of UL VERIFICATION SERVICES

VERTICAL RESULT

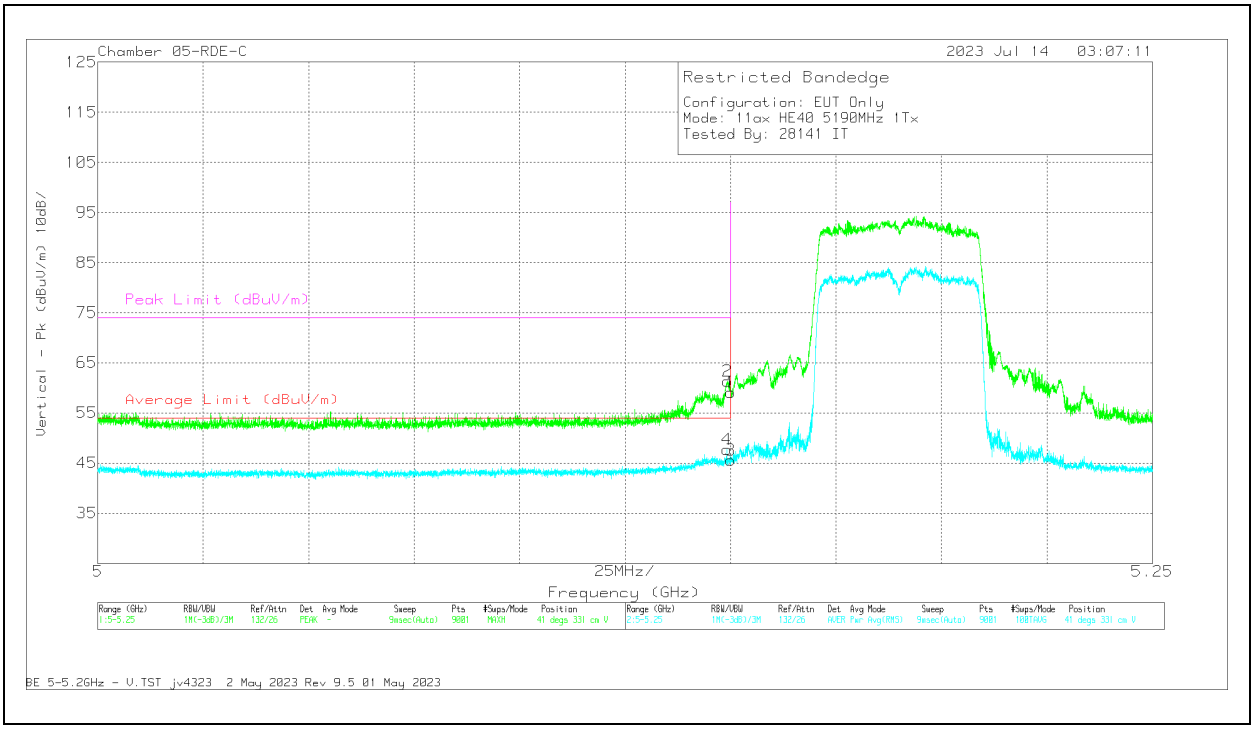

Marker	Frequency (GHz)	Meter Reading (dBuV)	Det	81887 ACF (dB) 3mH	DCCF (dB)	Gain/Loss (dB)	Corrected Reading (dBuV/m)	Average Limit (dBuV/m)	Margin (dB)	Peak Limit (dBuV/m)	PK Margin (dB)	Azimuth (Degs)	Height (cm)	Polarity
4	5.149057	52.14	RMS	34.2	.84	-39.52	47.66	54	-6.34	-	-	41	331	V
2	5.149307	66.68	Pk	34.2	0	-39.52	61.36	-	-	74	-12.64	41	331	V
1	5.15	64.45	Pk	34.2	0	-39.52	59.13	-	-	74	-14.87	41	331	V
3	5.15	50.08	RMS	34.2	.84	-39.52	45.60	54	-8.40	-	-	41	331	V

Pk - Peak detector
RMS - RMS detection

UL VERIFICATION SERVICES
47173 Benicia Street, Fremont, CA 94538; USA TEL:(510) 319-4000 FAX:(510) 661-0888
This report shall not be reproduced except in full, without the written approval of UL VERIFICATION SERVICES

2TX Antenna 6 + Antenna 5 OFDMA MODE: 26-Tones, RU Index 0

BANDEDGE (LOW CHANNEL)

HORIZONTAL RESULT

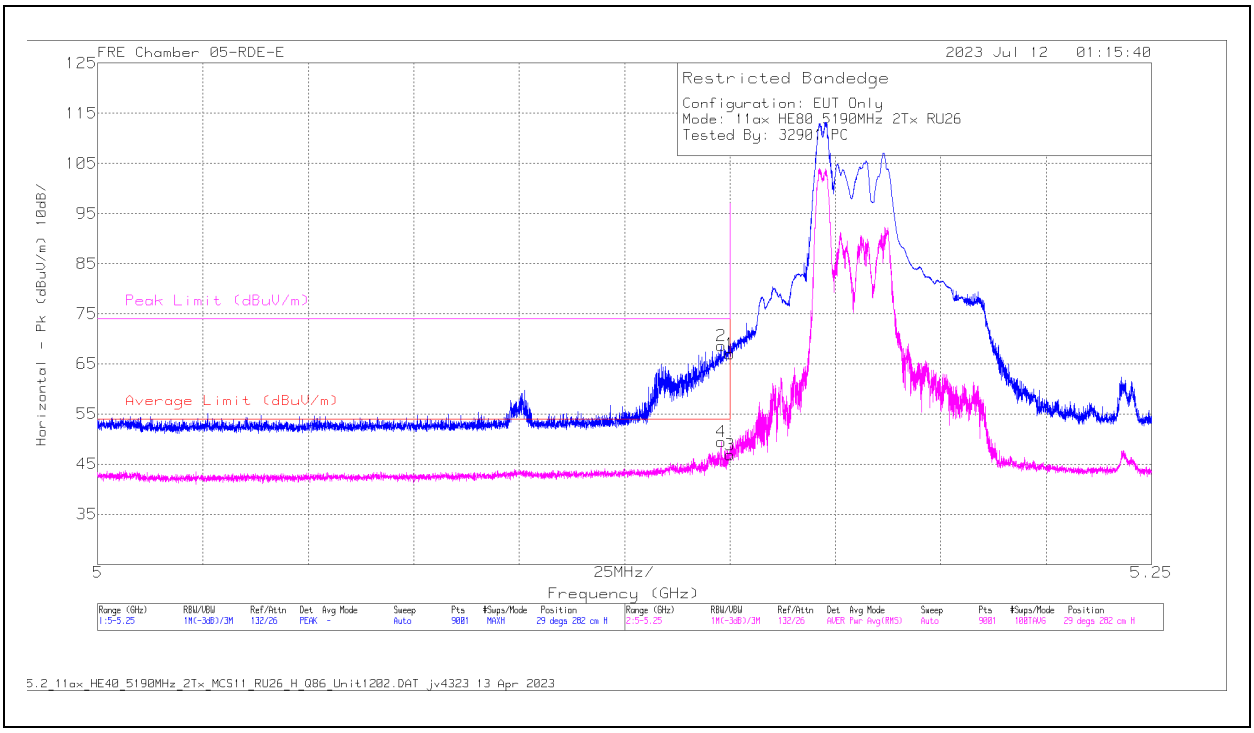

Marker	Frequency (GHz)	Meter Reading (dBuV)	Det	222740 ACF(dB) - 3mH	DCCF (dB)	Gain/Loss (dB)	Corrected Reading (dBuV/m)	Average Limit (dBuV/m)	Margin (dB)	Peak Limit (dBuV/m)	PK Margin (dB)	Azimuth (Degs)	Height (cm)	Polarity
4	5.147918	53.44	RMS	34.1	.51	-38.61	49.42	54	-4.58	-	-	29	282	H
2	5.147946	73.16	Pk	34.1	0	-38.61	68.65	-	-	74	-5.35	29	282	H
1	5.15	71.49	Pk	34.1	0	-38.58	67.01	-	-	74	-6.99	29	282	H
3	5.15	50.86	RMS	34.1	.51	-38.58	46.87	54	-7.13	-	-	29	282	H

Pk - Peak detector
RMS - RMS detection

UL VERIFICATION SERVICES
47173 Benicia Street, Fremont, CA 94538; USA TEL:(510) 319-4000 FAX:(510) 661-0888
This report shall not be reproduced except in full, without the written approval of UL VERIFICATION SERVICES

VERTICAL RESULT

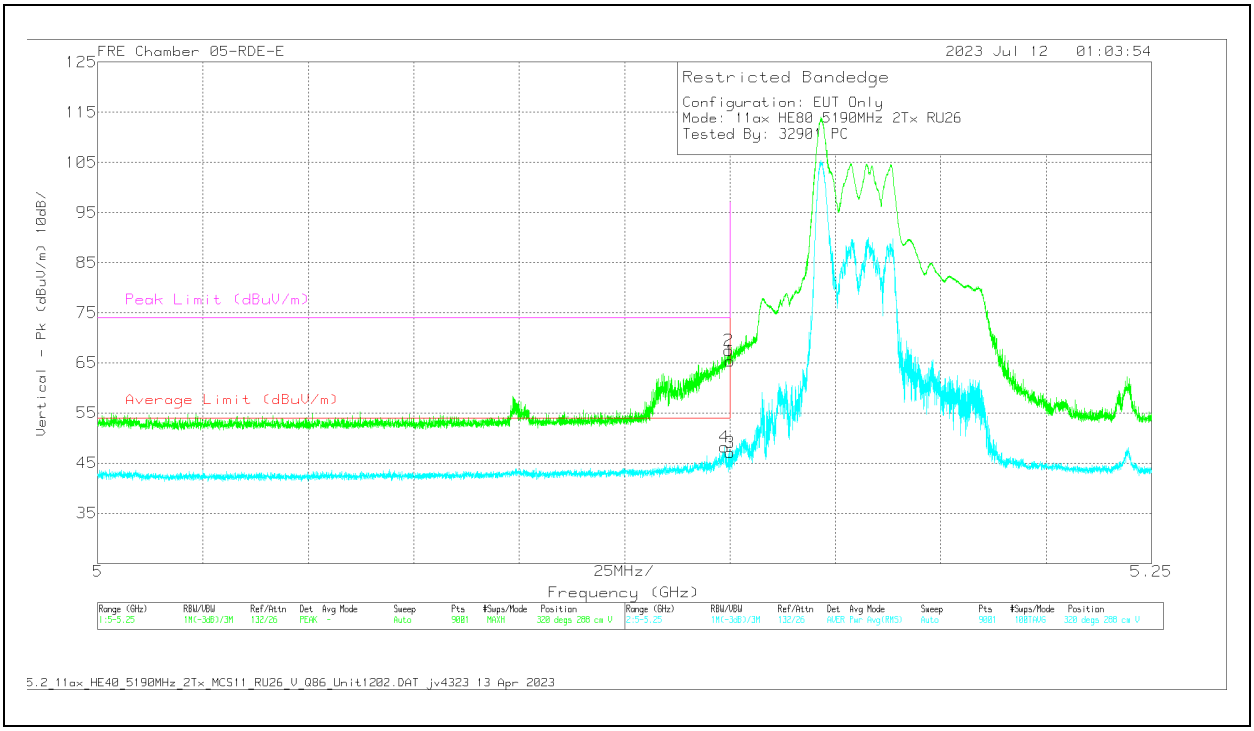

Marker	Frequency (GHz)	Meter Reading (dBuV)	Det	222740 ACF(dB) - 3mH	DCCF (dB)	Gain/Loss (dB)	Corrected Reading (dBuV/m)	Average Limit (dBuV/m)	Margin (dB)	Peak Limit (dBuV/m)	PK Margin (dB)	Azimuth (Degs)	Height (cm)	Polarity
4	5.148751	52.16	RMS	34.1	.51	-38.59	48.16	54	-5.84	-	-	320	288	V
2	5.149696	71.98	Pk	34.1	0	-38.58	67.5	-	-	74	-6.5	320	288	V
1	5.15	69.87	Pk	34.1	0	-38.58	65.39	-	-	74	-8.61	320	288	V
3	5.15	51.05	RMS	34.1	.51	-38.58	47.06	54	-6.94	-	-	320	288	V

Pk - Peak detector
RMS - RMS detection

UL VERIFICATION SERVICES
47173 Benicia Street, Fremont, CA 94538; USA TEL:(510) 319-4000 FAX:(510) 661-0888
This report shall not be reproduced except in full, without the written approval of UL VERIFICATION SERVICES

1.1.11. HARMONICS AND SPURIOUS EMISSIONS, 11ax HE40 RU26 Mode

LOW CHANNEL RESULTS

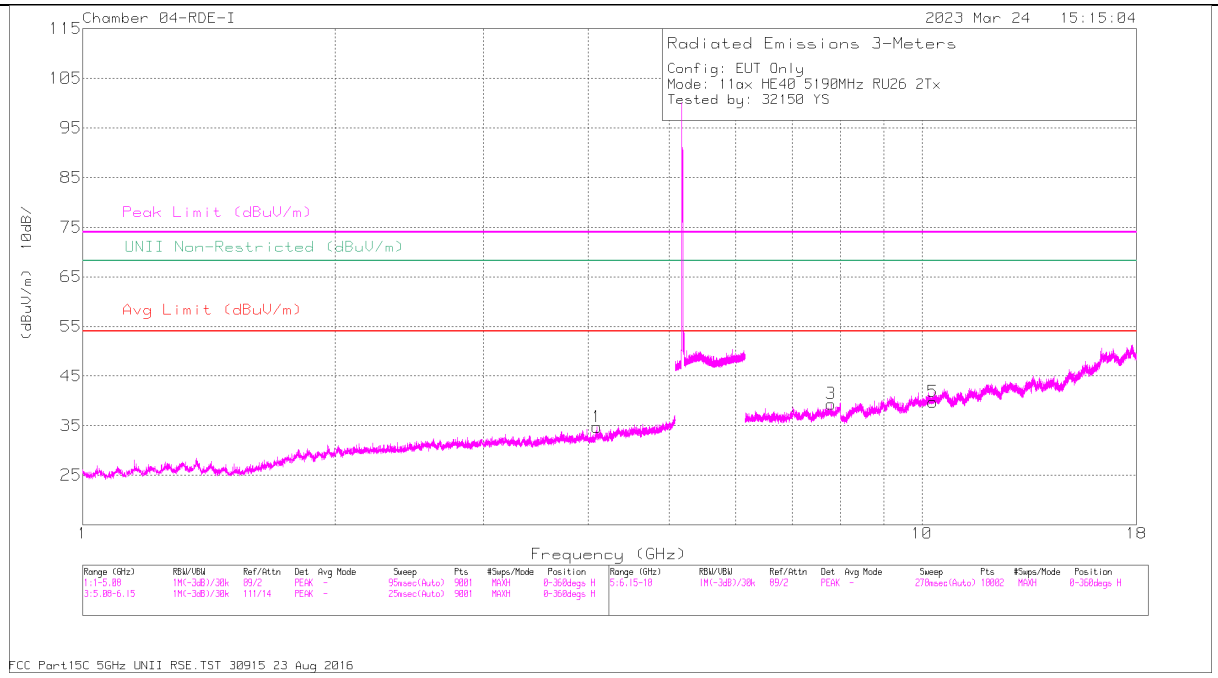

HORIZONTAL

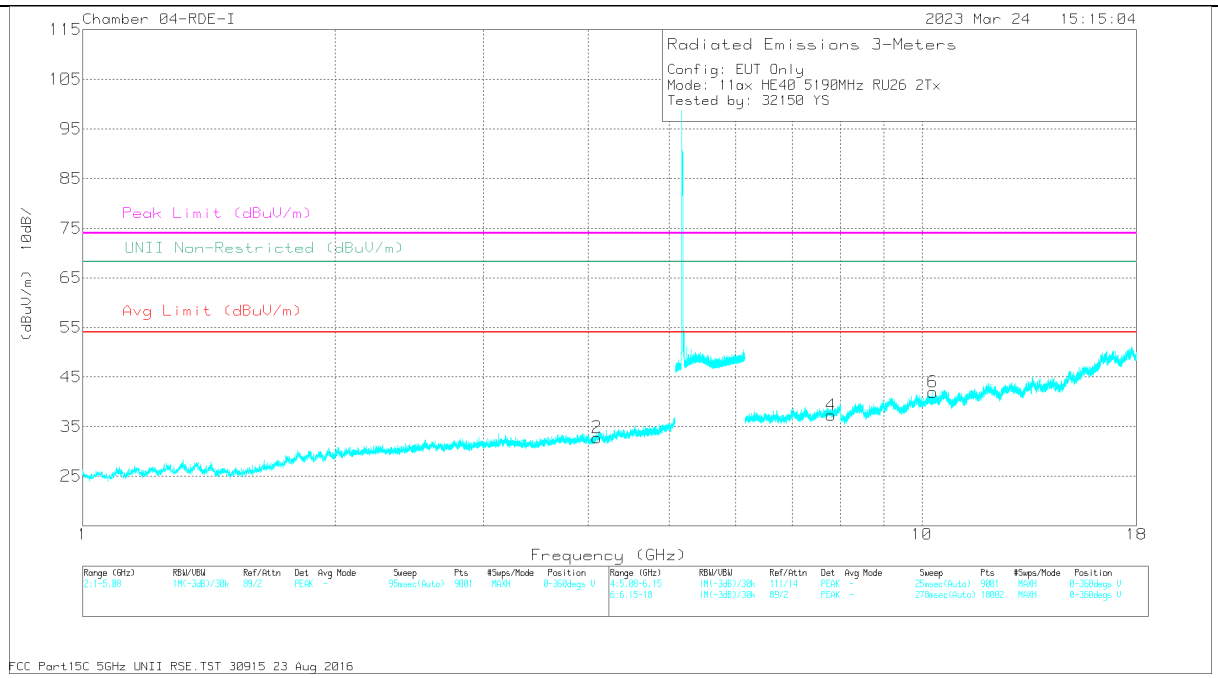

VERTICAL

UL VERIFICATION SERVICES
47173 Benicia Street, Fremont, CA 94538; USA TEL:(510) 319-4000 FAX:(510) 661-0888

This report shall not be reproduced except in full, without the written approval of UL VERIFICATION SERVICES

RADIATED EMISSIONS

Marker	Frequency (GHz)	Meter Reading (dBuV)	Det	84797 ACF (dB) - 3mH	Amp/Cbl/Fltr (dB)	Corrected Reading (dBuV/m)	Avg Limit (dBuV/m)	Margin (dB)	Peak Limit (dBuV/m)	PK Margin (dB)	UNII Non-Restricted (dBuV/m)	PK Margin (dB)	Azimuth (Degs)	Height (cm)	Polarity
1	* 4.09948	38.05	PK-U	33.4	-28.1	43.35	-	-	74	-30.65	-	-	212	156	H
	* 4.10046	26.7	ADR	33.4	-28	32.1	54	-21.9	-	-	-	-	212	156	H
2	* 4.10279	38.13	PK-U	33.4	-28	43.53	-	-	74	-30.47	-	-	128	180	V
	* 4.099479	26.65	ADR	33.4	-28.1	31.95	54	-22.05	-	-	-	-	128	180	V
3	7.790829	33.76	PK-U	35.9	-20.9	48.76	-	-	-	-	68.2	-19.44	261	236	H
5	10.305342	31.8	PK-U	37.3	-18.7	50.4	-	-	-	-	68.2	-17.8	109	326	H
4	7.792298	33.14	PK-U	35.9	-21	48.04	-	-	-	-	68.2	-20.16	197	229	V
6	10.305978	32.31	PK-U	37.3	-18.7	50.91	-	-	-	-	68.2	-17.29	291	174	V

* - indicates frequency in CFR47 Pt 15 / IC RSS-Restricted Band
PK-U - U-NII: Maximum Peak
ADR - U-NII AD primary method, RMS average

UL VERIFICATION SERVICES
47173 Benicia Street, Fremont, CA 94538; USA TEL:(510) 319-4000 FAX:(510) 661-0888
This report shall not be reproduced except in full, without the written approval of UL VERIFICATION SERVICES

HIGH CHANNEL RESULTS

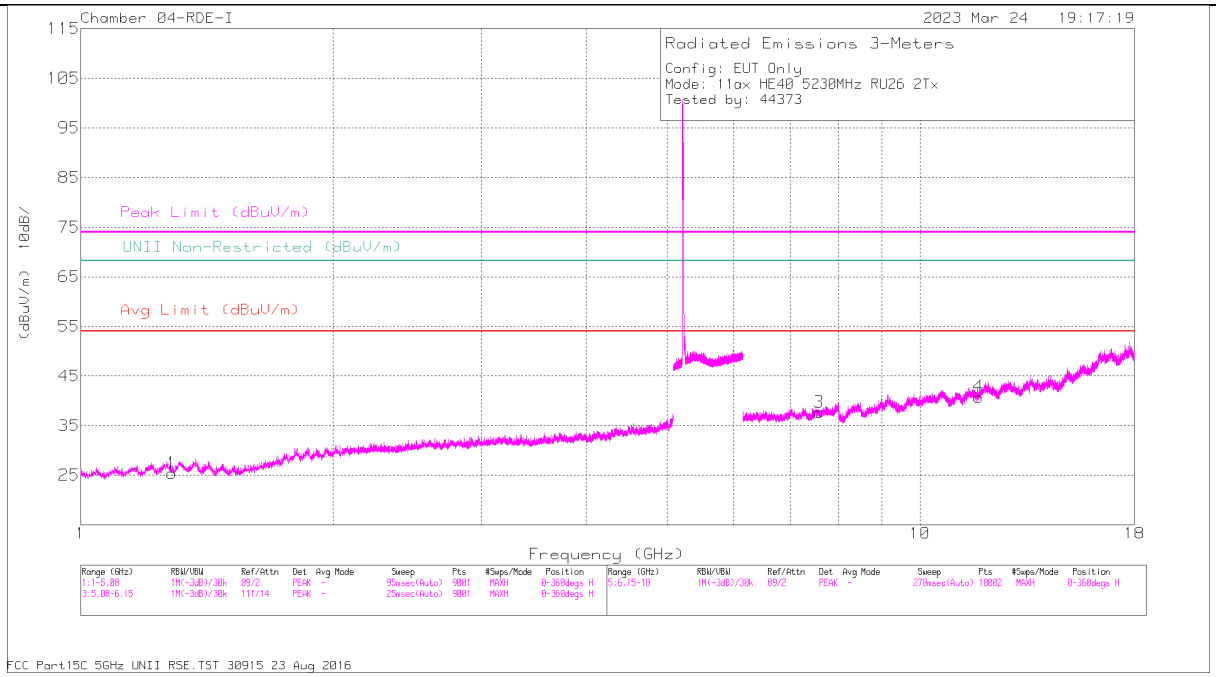

HORIZONTAL

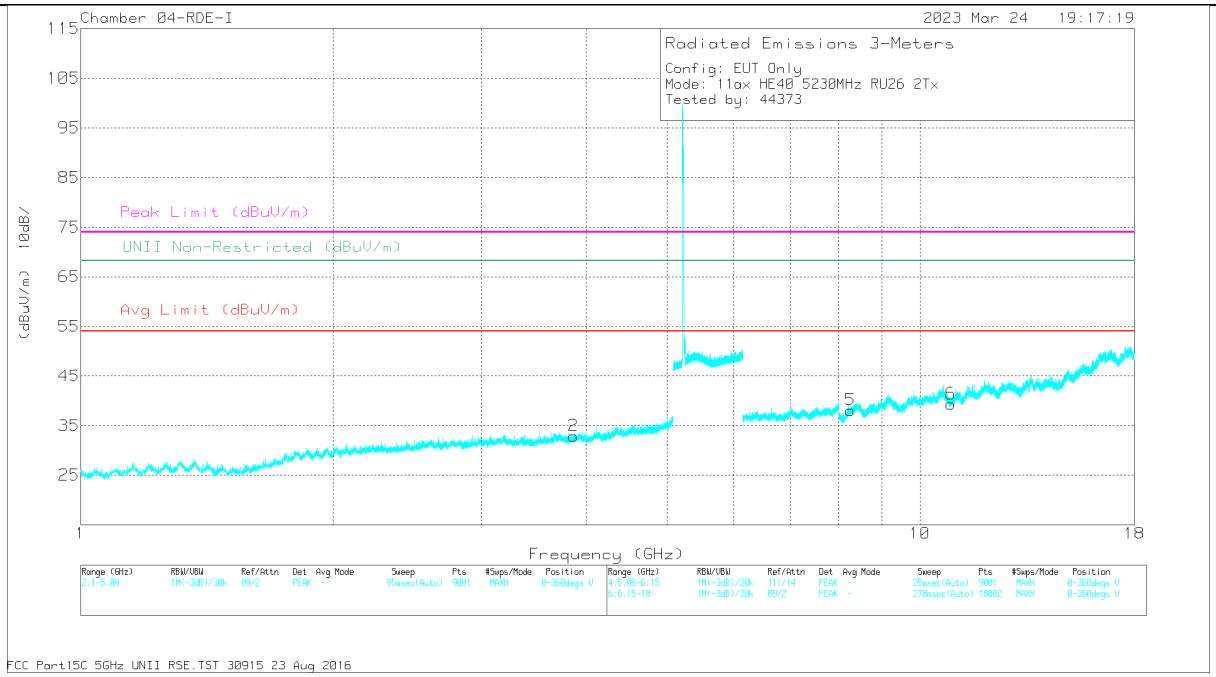

VERTICAL

UL VERIFICATION SERVICES
47173 Benicia Street, Fremont, CA 94538; USA TEL:(510) 319-4000 FAX:(510) 661-0888

This report shall not be reproduced except in full, without the written approval of UL VERIFICATION SERVICES

RADIATED EMISSIONS

Marker	Frequency (GHz)	Meter Reading (dBuV)	Det	84797 ACF (dB) - 3mH	Amp/Cbl/Fltr (dB)	Corrected Reading (dBuV/m)	Avg Limit (dBuV/m)	Margin (dB)	Peak Limit (dBuV/m)	PK Margin (dB)	Azimuth (Degs)	Height (cm)	Polarity
1	* 1.284435	41.55	PK-U	28.6	-33.3	36.85	-	-	74	-37.15	360	101	H
	* 1.282307	29.82	ADR	28.6	-33.2	25.22	54	-28.78	-	-	360	101	H
2	* 3.866361	38.6	PK-U	33.2	-29.2	42.6	-	-	74	-31.4	360	101	V
	* 3.866583	27.04	ADR	33.2	-29.2	31.04	54	-22.96	-	-	360	101	V
3	* 7.580952	33.19	PK-U	35.7	-21.2	47.69	-	-	74	-26.31	360	200	H
	* 7.580154	21.75	ADR	35.7	-21.2	36.25	54	-17.75	-	-	360	200	H
4	* 11.741858	32.14	PK-U	38.4	-18.4	52.14	-	-	74	-21.86	360	200	H
	* 11.741145	20.77	ADR	38.4	-18.5	40.67	54	-13.33	-	-	360	200	H
5	* 8.26295	32.55	PK-U	35.9	-20.3	48.15	-	-	74	-25.85	360	101	V
	* 8.26437	21.03	ADR	35.9	-20.2	36.73	54	-17.27	-	-	360	101	V
6	* 10.882124	31.17	PK-U	37.6	-18.2	50.57	-	-	74	-23.43	360	200	V
	* 10.883835	19.62	ADR	37.6	-18.1	39.12	54	-14.88	-	-	360	200	V

* - indicates frequency in CFR47 Pt 15 / IC RSS-Restricted Band
PK-U - U-NII: Maximum Peak
ADR - U-NII AD primary method, RMS average

UL VERIFICATION SERVICES
47173 Benicia Street, Fremont, CA 94538; USA TEL:(510) 319-4000 FAX:(510) 661-0888
This report shall not be reproduced except in full, without the written approval of UL VERIFICATION SERVICES

2TX Antenna 6 + Antenna 5 OFDMA MODE: SU, Single User

BANDEDGE (LOW CHANNEL)

HORIZONTAL RESULT

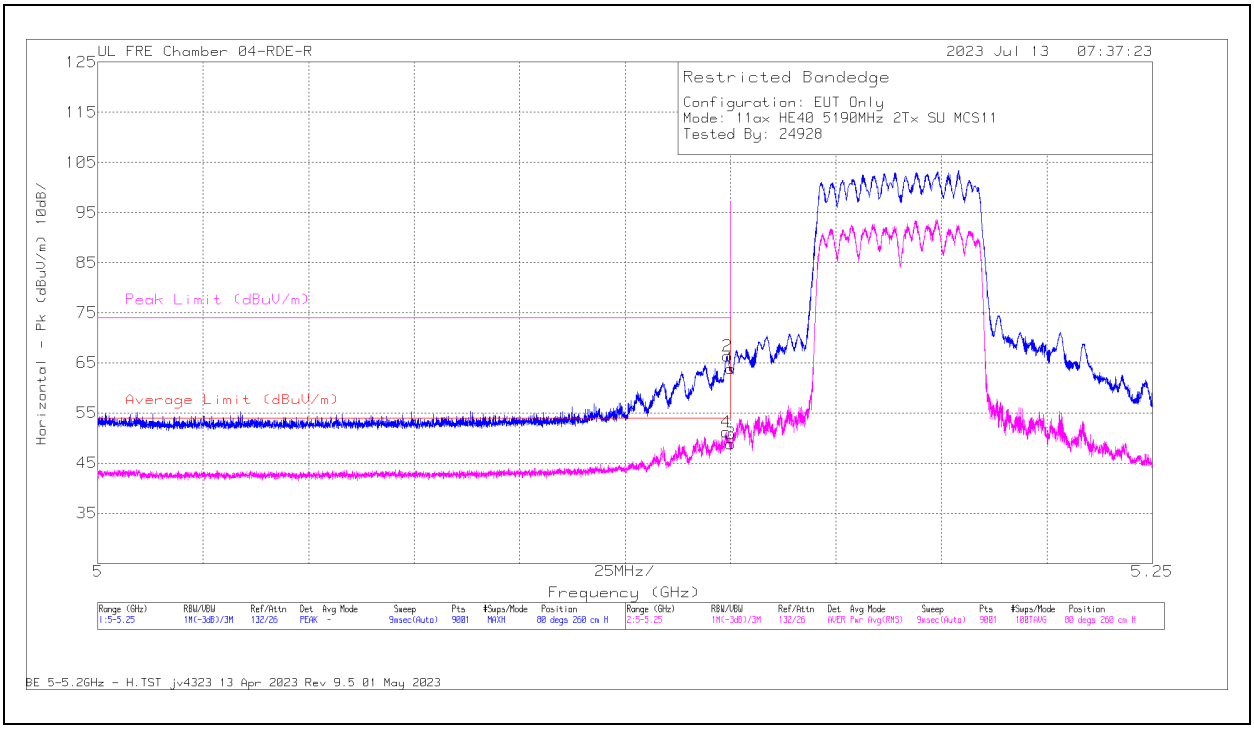

Marker	Frequency (GHz)	Meter Reading (dBuV)	Det	222740 ACF(dB) - 3mH	DCCF (dB)	Gain/Loss (dB)	Corrected Reading (dBuV/m)	Average Limit (dBuV/m)	Margin (dB)	Peak Limit (dBuV/m)	PK Margin (dB)	Azimuth (Degs)	Height (cm)	Polarity
4	5.148918	54.83	RMS	34.1	.84	-38.58	51.18	54	-2.82	-	-	80	260	H
2	5.149279	70.89	Pk	34.1	0	-38.58	66.41	-	-	74	-7.59	80	260	H
1	5.15	68.3	Pk	34.1	0	-38.58	63.82	-	-	74	-10.18	80	260	H
3	5.15	52.56	RMS	34.1	.84	-38.58	48.91	54	-5.09	-	-	80	260	H

Pk - Peak detector
RMS - RMS detection

UL VERIFICATION SERVICES
47173 Benicia Street, Fremont, CA 94538; USA TEL:(510) 319-4000 FAX:(510) 661-0888
This report shall not be reproduced except in full, without the written approval of UL VERIFICATION SERVICES

VERTICAL RESULT

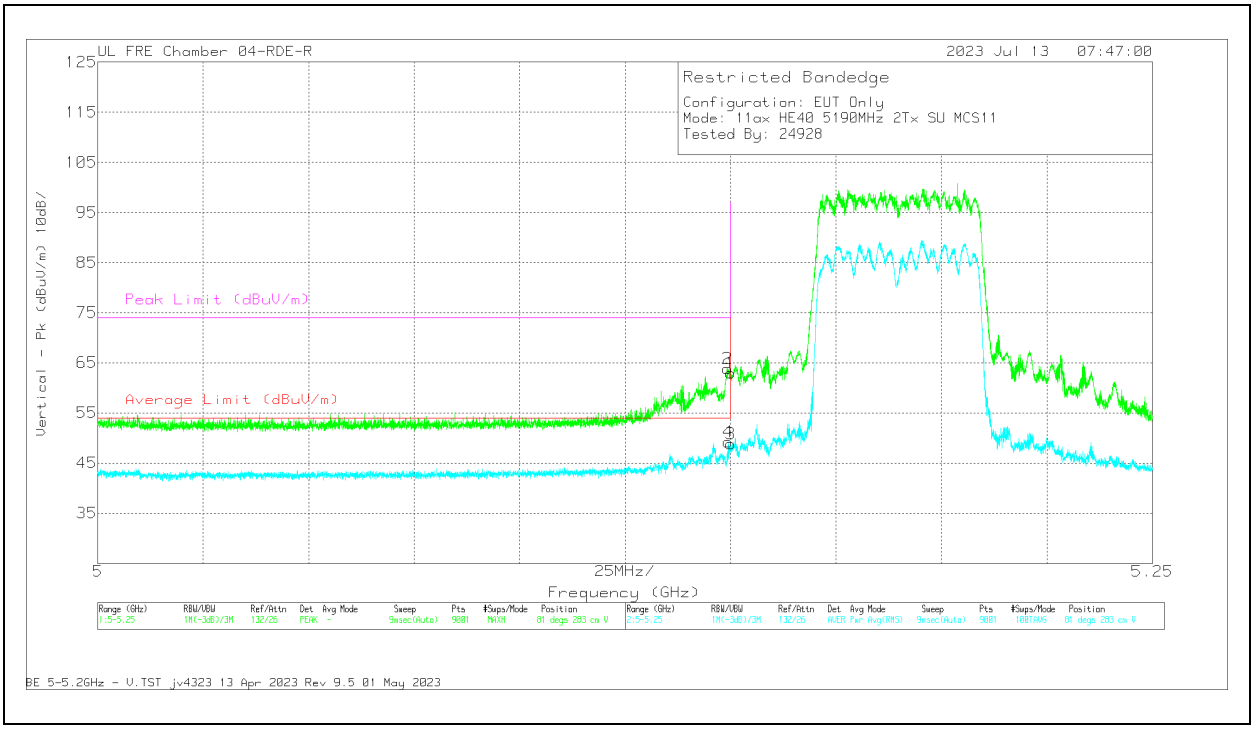

Marker	Frequency (GHz)	Meter Reading (dBuV)	Det	222740 ACF(dB) - 3mH	DCCF (dB)	Gain/Loss (dB)	Corrected Reading (dBuV/m)	Average Limit (dBuV/m)	Margin (dB)	Peak Limit (dBuV/m)	PK Margin (dB)	Azimuth (Degs)	Height (cm)	Polarity
2	5.149307	68.38	Pk	34.1	0	-38.58	63.9	-	-	74	-10.1	81	283	V
4	5.149446	52.82	RMS	34.1	.84	-38.58	49.18	54	-4.82	-	-	81	283	V
1	5.15	67.45	Pk	34.1	0	-38.58	62.97	-	-	74	-11.03	81	283	V
3	5.15	52.46	RMS	34.1	.84	-38.58	48.82	54	-5.18	-	-	81	283	V

Pk - Peak detector
RMS - RMS detection

UL VERIFICATION SERVICES
47173 Benicia Street, Fremont, CA 94538; USA TEL:(510) 319-4000 FAX:(510) 661-0888
This report shall not be reproduced except in full, without the written approval of UL VERIFICATION SERVICES

1.1.12. HARMONICS AND SPURIOUS EMISSIONS, 11ax HE40 SU MODE

LOW CHANNEL RESULTS

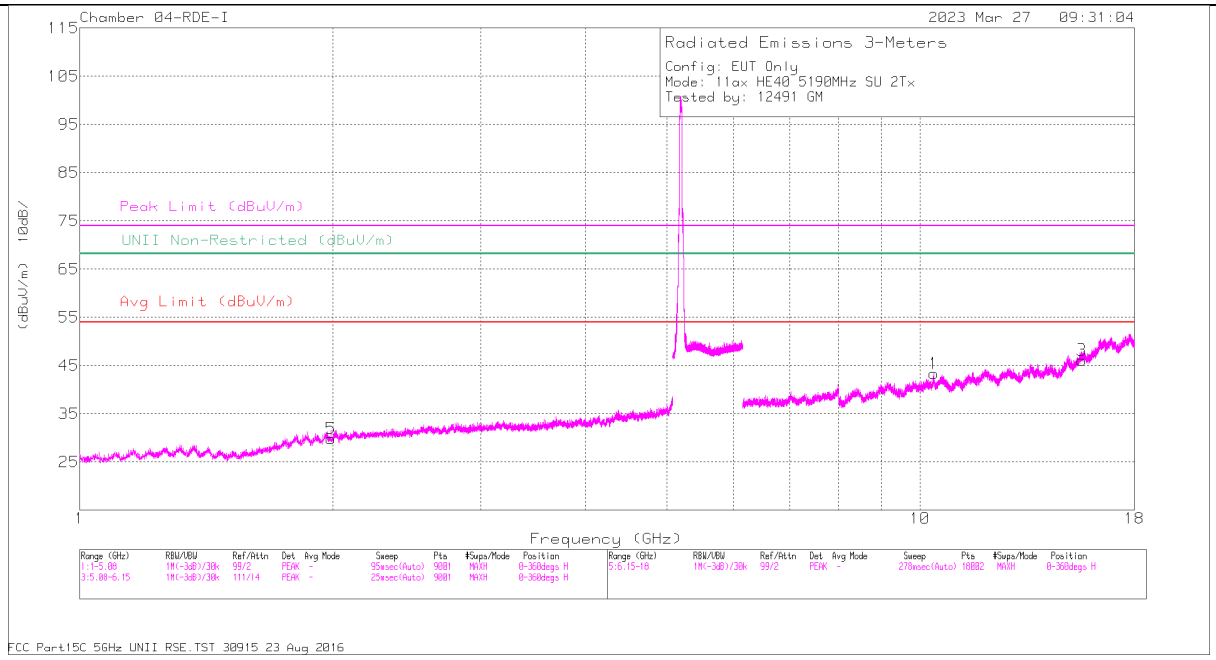

HORIZONTAL

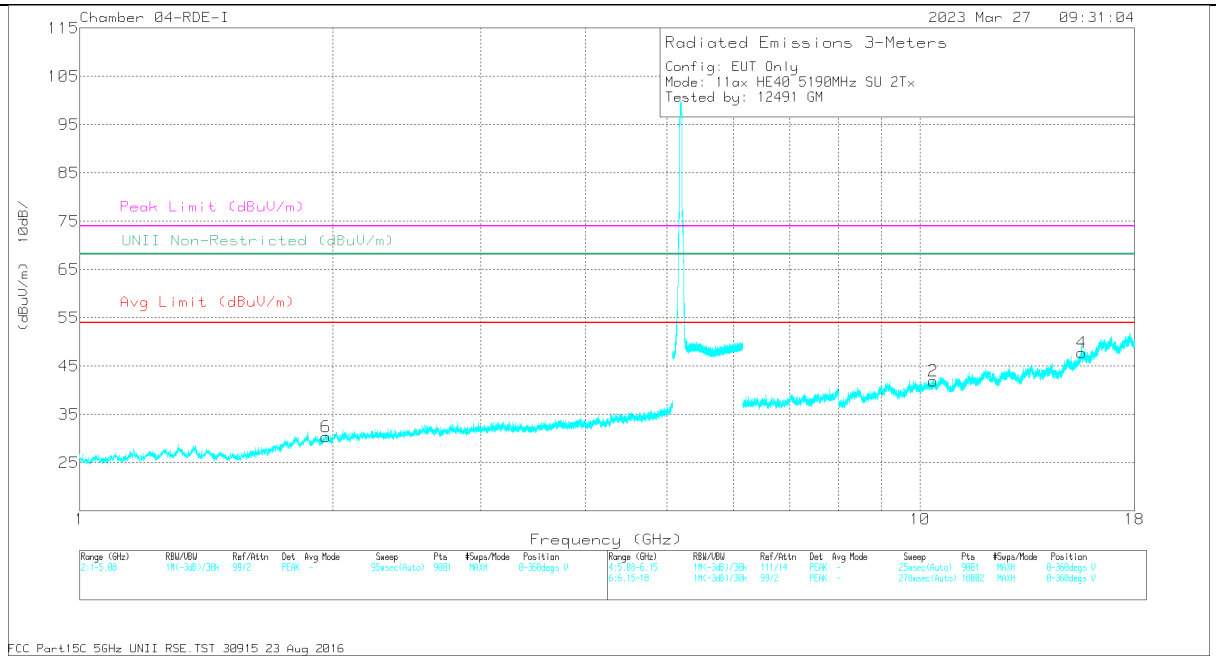

VERTICAL

UL VERIFICATION SERVICES
47173 Benicia Street, Fremont, CA 94538; USA TEL:(510) 319-4000 FAX:(510) 661-0888

This report shall not be reproduced except in full, without the written approval of UL VERIFICATION SERVICES

RADIATED EMISSIONS

Marker	Frequency (GHz)	Meter Reading (dBuV)	Det	84797 ACF (dB) - 3mH	Amp/Cbl/Fltr (dB)	DCCF (dB)	Corrected Reading (dBuV/m)	Avg Limit (dBuV/m)	Margin (dB)	Peak Limit (dBuV/m)	PK Margin (dB)	UNII Non-Restricted (dBuV/m)	PK Margin (dB)	Azimuth (Degs)	Height (cm)	Polarity
5	1.992424	39.58	PK-U	31.2	-31.6	0	39.18	-	-	-	-	68.2	-29.02	151	134	H
	1.989195	27.95	ADR	31.2	-31.8	.13	27.48	-	-	-	-	-	-	151	134	H
6	1.962385	40	PK-U	31.1	-31.7	0	39.4	-	-	-	-	68.2	-28.8	305	232	V
	1.960785	28.49	ADR	31.1	-31.7	.13	28.02	-	-	-	-	-	-	305	232	V
1	10.379942	31.34	PK-U	37.4	-18.3	0	50.44	-	-	-	-	68.2	-17.76	155	193	H
	10.379593	19.38	ADR	37.4	-18.3	.13	38.61	-	-	-	-	-	-	155	193	H
3	* 15.573887	32.46	PK-U	41	-16.9	0	56.56	-	-	74	-17.44	-	-	340	263	H
	* 15.571235	20.34	ADR	41	-16.9	.13	44.57	54	-9.43	-	-	-	-	340	263	H
2	10.371783	31.43	PK-U	37.4	-18.3	0	50.53	-	-	-	-	68.2	-17.67	267	339	V
	10.371354	19.76	ADR	37.4	-18.3	.13	38.99	-	-	-	-	-	-	267	339	V
4	* 15.571207	31.55	PK-U	41	-16.9	0	55.65	-	-	74	-18.35	-	-	213	136	V
	* 15.570154	20.16	ADR	41	-16.9	.13	44.39	54	-9.61	-	-	-	-	213	136	V

* - indicates frequency in CFR47 Pt 15 / IC RSS-Restricted Band
PK-U - U-NII: Maximum Peak
ADR - U-NII AD primary method, RMS average

UL VERIFICATION SERVICES
47173 Benicia Street, Fremont, CA 94538; USA TEL:(510) 319-4000 FAX:(510) 661-0888
This report shall not be reproduced except in full, without the written approval of UL VERIFICATION SERVICES

HIGH CHANNEL RESULTS

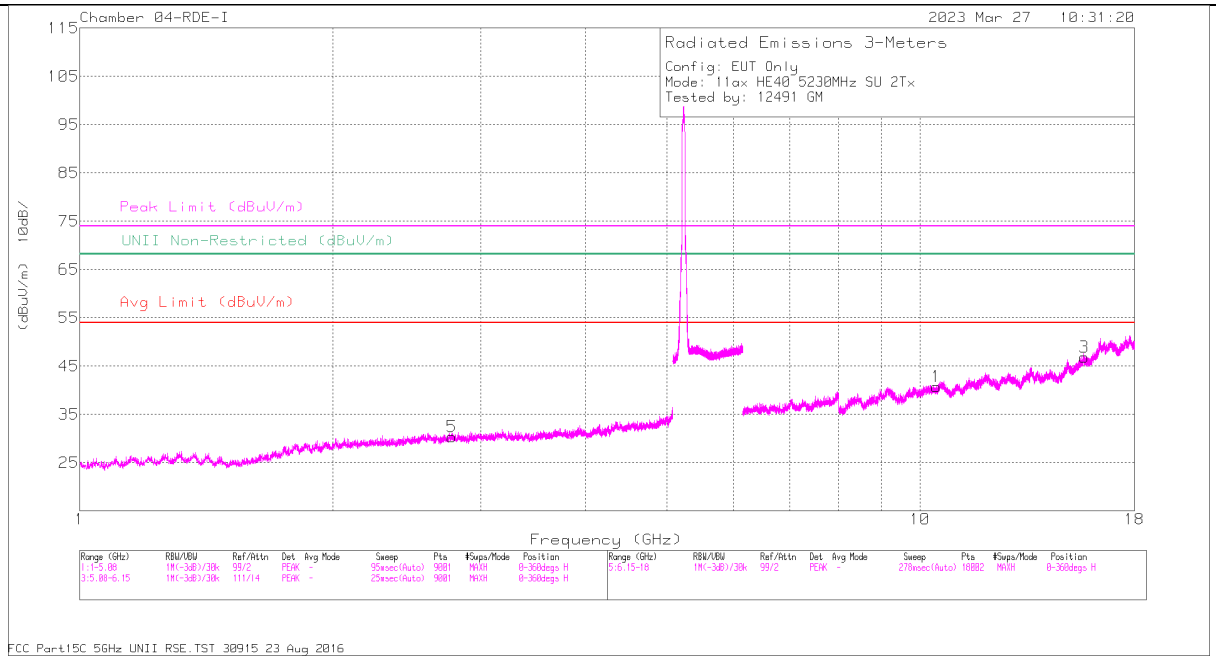

HORIZONTAL

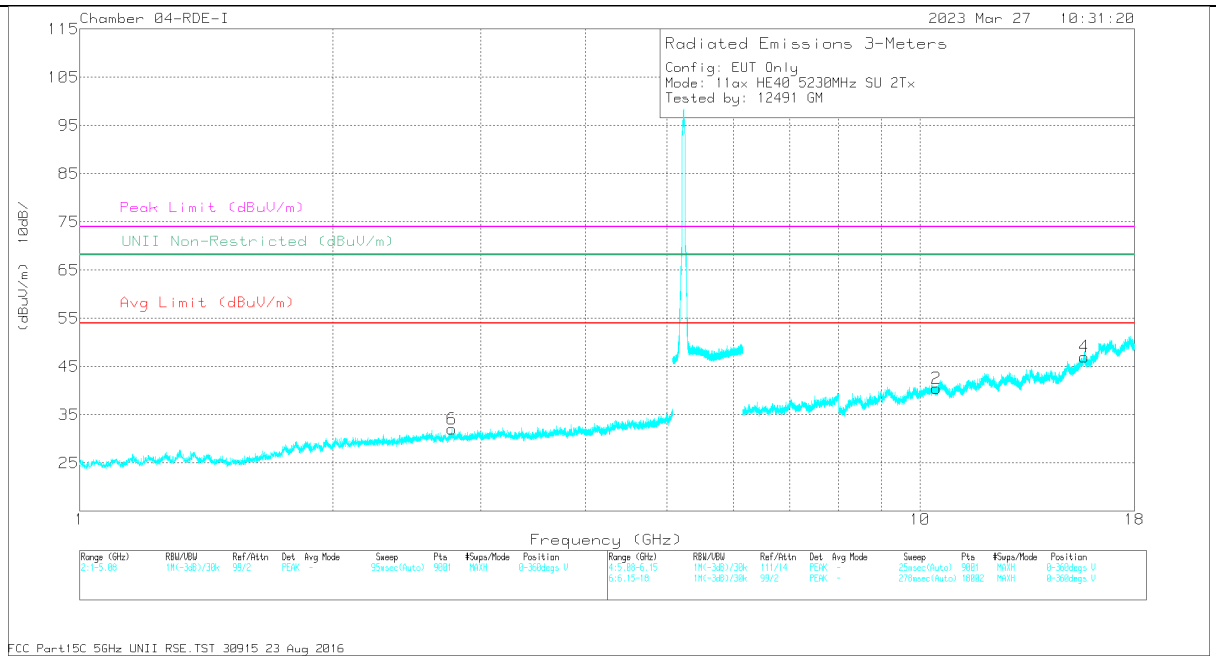

VERTICAL

UL VERIFICATION SERVICES
47173 Benicia Street, Fremont, CA 94538; USA TEL:(510) 319-4000 FAX:(510) 661-0888

This report shall not be reproduced except in full, without the written approval of UL VERIFICATION SERVICES

RADIATED EMISSIONS

Marker	Frequency (GHz)	Meter Reading (dBuV)	Det	84797 ACF (dB) - 3mH	Amp/Cbl/Fltr (dB)	DCCF (dB)	Corrected Reading (dBuV/m)	Avg Limit (dBuV/m)	Margin (dB)	Peak Limit (dBuV/m)	PK Margin (dB)	UNII Non-Restricted (dBuV/m)	PK Margin (dB)	Azimuth (Degs)	Height (cm)	Polarity
5	* 2.776202	38.35	PK-U	32.5	-30.2	0	40.65	-	-	74	-33.35	-	-	0	151	H
	* 2.776103	26.87	ADR	32.5	-30.2	.13	29.3	54	-24.7	-	-	-	-	0	151	H
6	* 2.771783	38.12	PK-U	32.4	-30.2	0	40.32	-	-	74	-33.68	-	-	193	305	V
	* 2.775235	26.22	ADR	32.4	-30.2	.13	28.55	54	-25.45	-	-	-	-	193	305	V
1	10.458827	31.41	PK-U	37.4	-19.2	0	49.61	-	-	-	-	68.2	-18.59	16	195	H
	10.459395	19.92	ADR	37.4	-19.2	.13	38.25	-	-	-	-	-	-	16	195	H
3	* 15.691035	31.63	PK-U	41.2	-16.5	0	56.33	-	-	74	-17.67	-	-	321	207	H
	* 15.692321	19.83	ADR	41.2	-16.5	.13	44.66	54	-9.34	-	-	-	-	321	207	H
2	10.462499	32.62	PK-U	37.4	-19.3	0	50.72	-	-	-	-	68.2	-17.48	14	400	V
	10.463088	21.27	ADR	37.4	-19.4	.13	39.4	-	-	-	-	-	-	14	400	V
4	* 15.69495	31.3	PK-U	41.2	-16.4	0	56.1	-	-	74	-17.9	-	-	103	233	V
	* 15.694574	19.82	ADR	41.2	-16.5	.13	44.65	54	-9.35	-	-	-	-	103	233	V

* - indicates frequency in CFR47 Pt 15 / IC RSS-Restricted Band
PK-U - U-NII: Maximum Peak
ADR - U-NII AD primary method, RMS average

UL VERIFICATION SERVICES
47173 Benicia Street, Fremont, CA 94538; USA TEL:(510) 319-4000 FAX:(510) 661-0888
This report shall not be reproduced except in full, without the written approval of UL VERIFICATION SERVICES

1.1.13. TX ABOVE 1 GHz 802.11ax HE80 MODE IN THE 5.2GHz BAND

1TX Antenna 6 MODE: 26-Tones, RU Index 0

BANDEDGE (MID CHANNEL)

HORIZONTAL RESULT

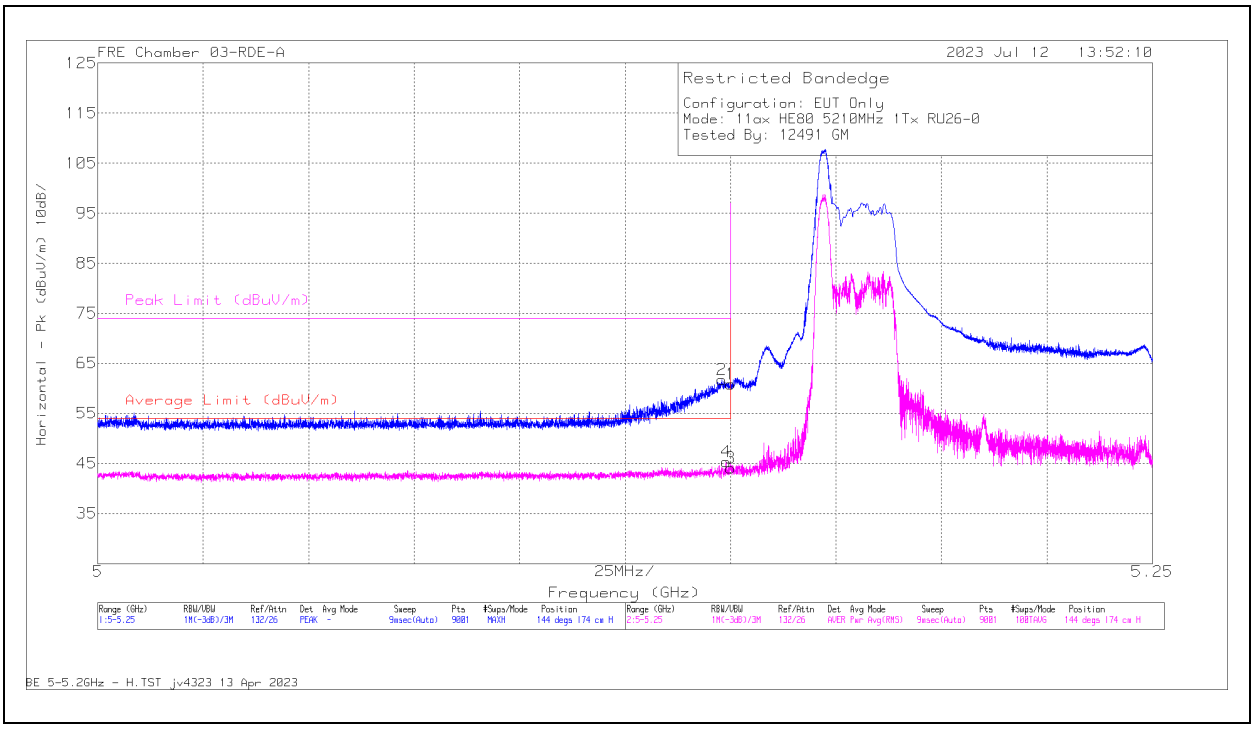

Marker	Frequency (GHz)	Meter Reading (dBuV)	Det	200897 ACF (dB) 3mH	DCCF (dB)	Gain/Loss (dB)	Corrected Reading (dBuV/m)	Average Limit (dBuV/m)	Margin (dB)	Peak Limit (dBuV/m)	PK Margin (dB)	Azimuth (Degs)	Height (cm)	Polarity
1	* 5.15	65.46	Pk	34.1	0	-38.69	60.87	-	-	74	-13.13	144	174	H
2	* 5.147946	66.39	Pk	34.1	0	-38.75	61.74	-	-	74	-12.26	144	174	H
3	* 5.15	48.19	RMS	34.1	.54	-38.69	44.14	54	-9.86	-	-	144	174	H
4	* 5.148973	49.47	RMS	34.1	.54	-38.72	45.39	54	-8.61	-	-	144	174	H

* - indicates frequency in CFR47 Pt 15 / IC RSS-Restricted Band
Pk - Peak detector
RMS - RMS detection

UL VERIFICATION SERVICES
47173 Benicia Street, Fremont, CA 94538; USA TEL:(510) 319-4000 FAX:(510) 661-0888
This report shall not be reproduced except in full, without the written approval of UL VERIFICATION SERVICES

VERTICAL RESULT

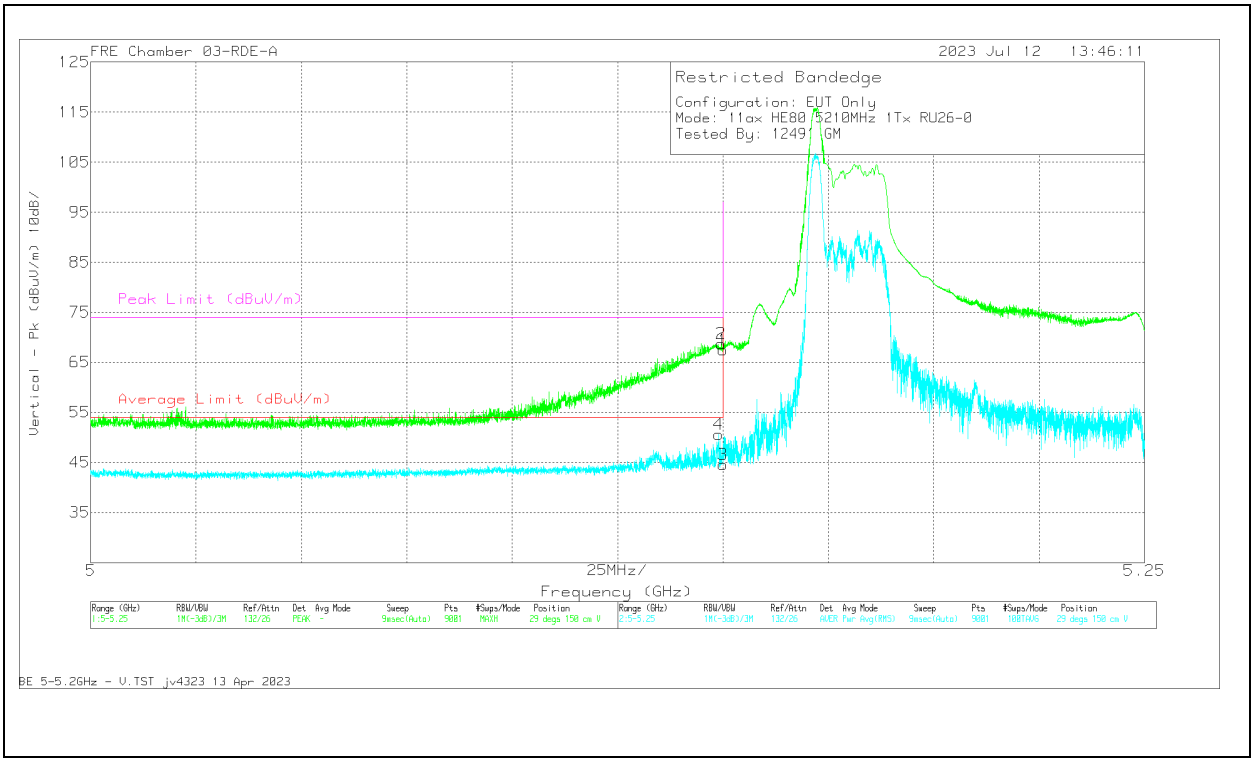

Marker	Frequency (GHz)	Meter Reading (dBuV)	Det	200897 ACF (dB) 3mH	DCCF (dB)	Gain/Loss (dB)	Corrected Reading (dBuV/m)	Average Limit (dBuV/m)	Margin (dB)	Peak Limit (dBuV/m)	PK Margin (dB)	Azimuth (Degs)	Height (cm)	Polarity
1	* 5.15	72.02	Pk	34.1	0	-38.69	67.43	-	-	74	-6.57	29	150	V
2	* 5.1496	73.29	Pk	34.1	0	-38.7	68.69	-	-	74	-5.31	29	150	V
3	* 5.15	48.71	RMS	34.1	.54	-38.69	44.66	54	-9.34	-	-	29	150	V
4	* 5.1490	54.76	RMS	34.1	.54	-38.72	50.68	54	-3.32	-	-	29	150	V

* - indicates frequency in CFR47 Pt 15 / IC RSS-Restricted Band
Pk - Peak detector
RMS - RMS detection

UL VERIFICATION SERVICES
47173 Benicia Street, Fremont, CA 94538; USA TEL:(510) 319-4000 FAX:(510) 661-0888
This report shall not be reproduced except in full, without the written approval of UL VERIFICATION SERVICES

1TX Antenna 6 MODE: SU, Single User

BANDEDGE (MID CHANNEL)

HORIZONTAL RESULT

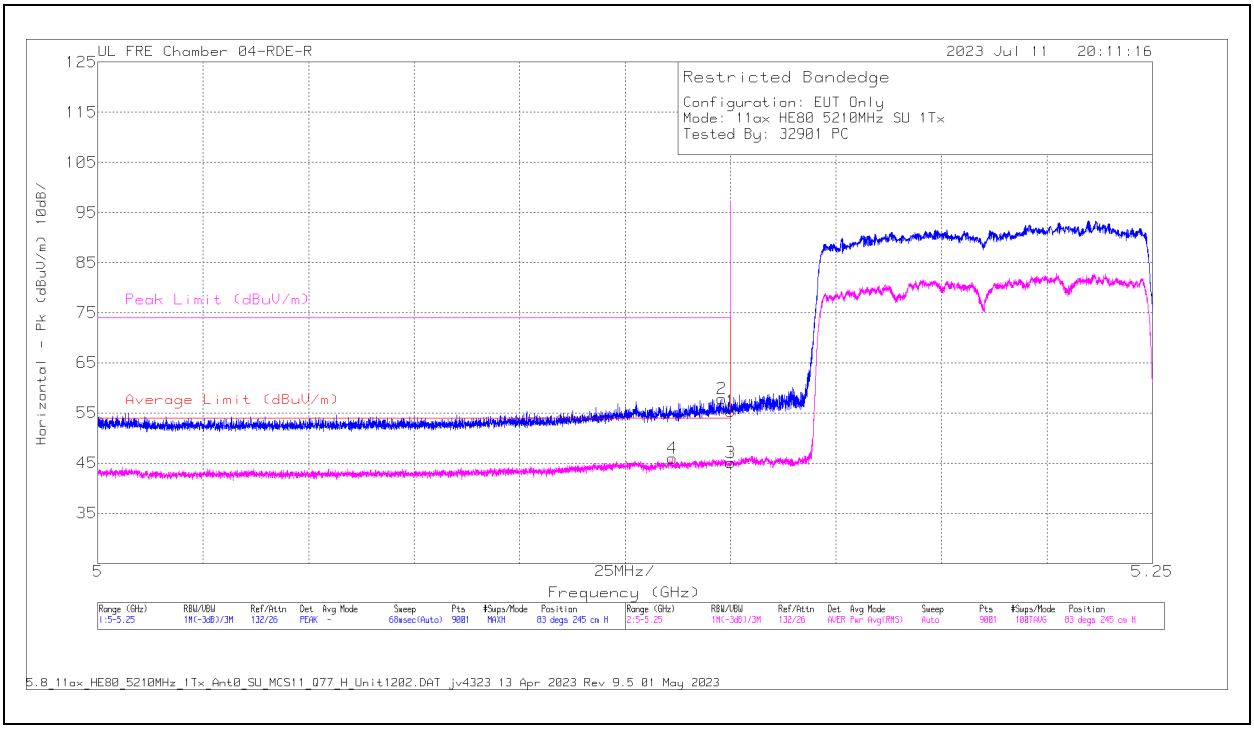

Marker	Frequency (GHz)	Meter Reading (dBuV)	Det	222740 ACF(dB) - 3mH	DCCF (dB)	Gain/Loss (dB)	Corrected Reading (dBuV/m)	Average Limit (dBuV/m)	Margin (dB)	Peak Limit (dBuV/m)	PK Margin (dB)	Azimuth (Degs)	Height (cm)	Polarity
4	5.136168	49.61	RMS	34	1.08	-38.68	46.01	54	-7.99	-	-	83	245	H
2	5.147973	62.34	Pk	34.1	0	-38.61	57.83	-	-	74	-16.17	83	245	H
1	5.15	59.88	Pk	34.1	0	-38.58	55.4	-	-	74	-18.6	83	245	H
3	5.15	48.55	RMS	34.1	1.08	-38.58	45.15	54	-8.85	-	-	83	245	H

Pk - Peak detector
RMS - RMS detection

UL VERIFICATION SERVICES
47173 Benicia Street, Fremont, CA 94538; USA TEL:(510) 319-4000 FAX:(510) 661-0888
This report shall not be reproduced except in full, without the written approval of UL VERIFICATION SERVICES

VERTICAL RESULT

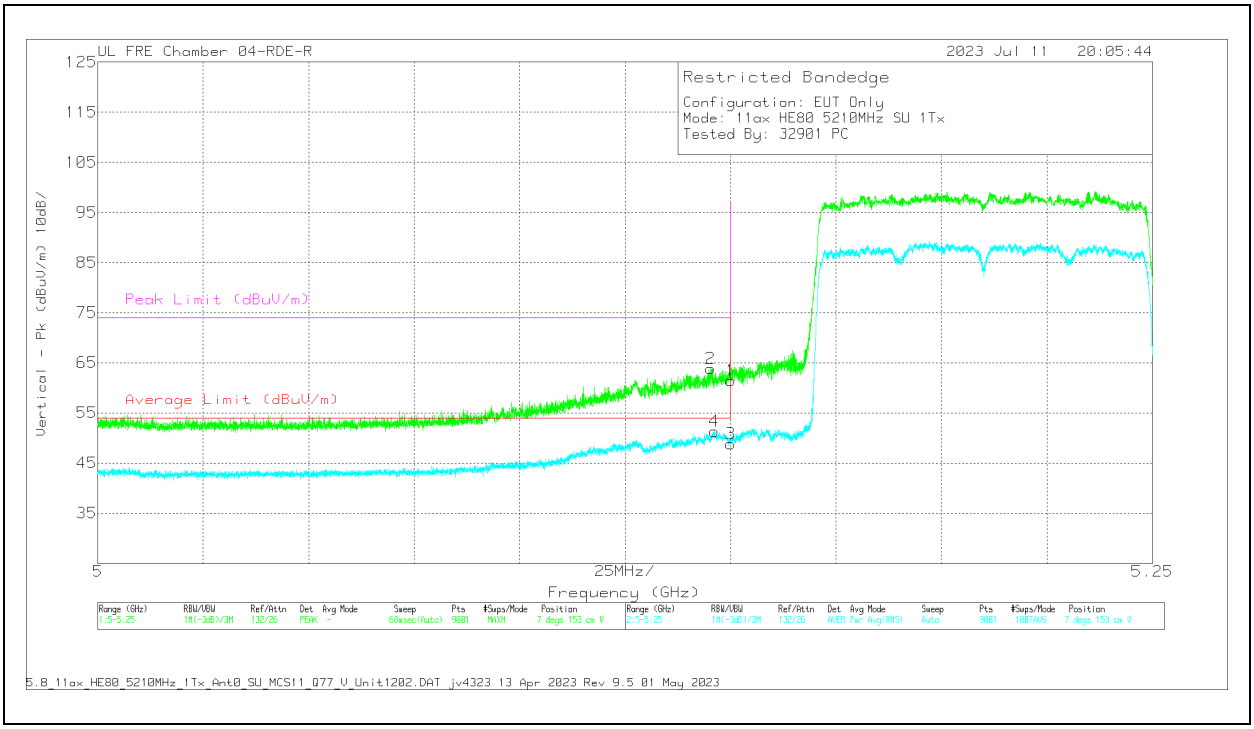

Marker	Frequency (GHz)	Meter Reading (dBuV)	Det	222740 ACF(dB) - 3mH	DCCF (dB)	Gain/Loss (dB)	Corrected Reading (dBuV/m)	Average Limit (dBuV/m)	Margin (dB)	Peak Limit (dBuV/m)	PK Margin (dB)	Azimuth (Degs)	Height (cm)	Polarity
2	5.145307	68.42	Pk	34.1	0	-38.72	63.8	-	-	74	-10.2	7	153	V
4	5.146168	54.9	RMS	34.1	1.08	-38.7	51.38	54	-2.62	-	-	7	153	V
1	5.15	65.92	Pk	34.1	0	-38.58	61.44	-	-	74	-12.56	7	153	V
3	5.15	52.37	RMS	34.1	1.08	-38.58	48.97	54	-5.03	-	-	7	153	V

Pk - Peak detector
RMS - RMS detection

UL VERIFICATION SERVICES
47173 Benicia Street, Fremont, CA 94538; USA TEL:(510) 319-4000 FAX:(510) 661-0888
This report shall not be reproduced except in full, without the written approval of UL VERIFICATION SERVICES

1TX Antenna 5 MODE: 26-Tones, RU Index 0

BANDEDGE (MID CHANNEL)

HORIZONTAL RESULT

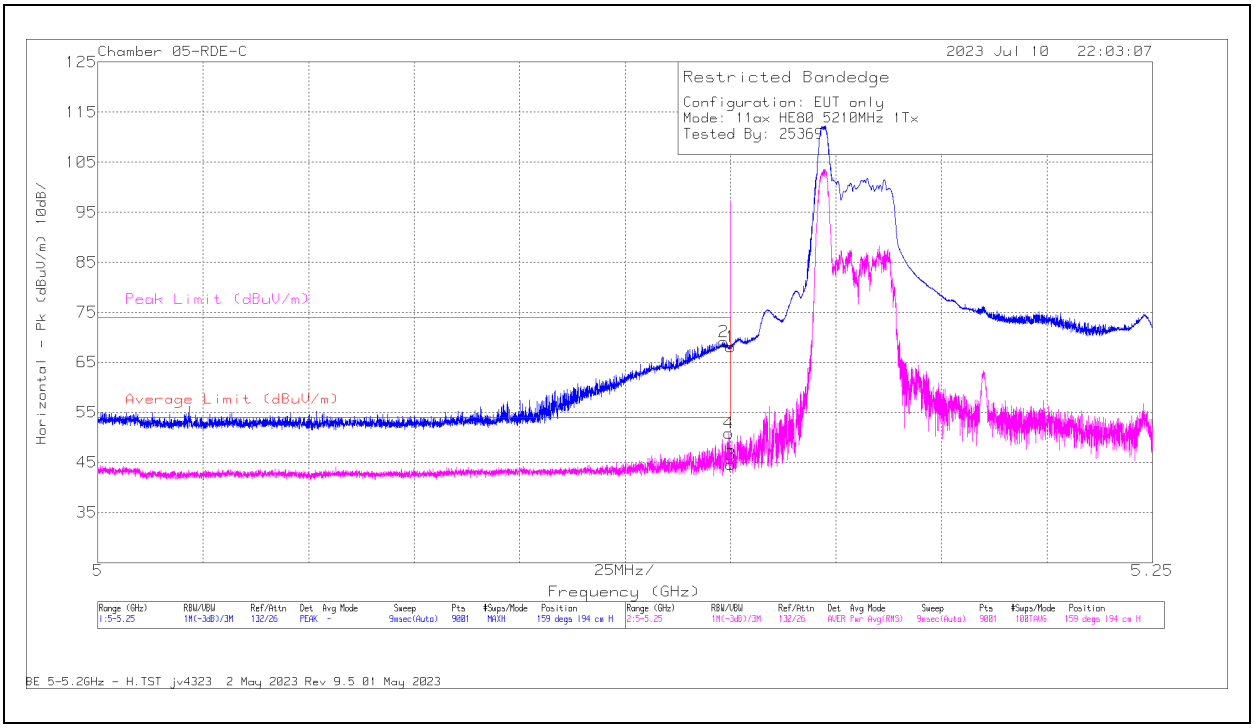

Marker	Frequency (GHz)	Meter Reading (dBuV)	Det	81887 ACF (dB) 3mH	DCCF (dB)	Gain/Loss (dB)	Corrected Reading (dBuV/m)	Average Limit (dBuV/m)	Margin (dB)	Peak Limit (dBuV/m)	PK Margin (dB)	Azimuth (Degs)	Height (cm)	Polarity
2	5.148446	74.44	Pk	34.2	0	-39.5	69.14	-	-	74	-4.86	159	194	H
4	5.149557	55.63	RMS	34.2	.54	-39.52	50.85	54	-3.15	-	-	159	194	H
1	5.15	73.42	Pk	34.2	0	-39.52	68.1	-	-	74	-5.9	159	194	H
3	5.15	49.43	RMS	34.2	.54	-39.52	44.65	54	-9.35	-	-	159	194	H

Pk - Peak detector
RMS - RMS detection

UL VERIFICATION SERVICES
47173 Benicia Street, Fremont, CA 94538; USA TEL:(510) 319-4000 FAX:(510) 661-0888
This report shall not be reproduced except in full, without the written approval of UL VERIFICATION SERVICES

VERTICAL RESULT

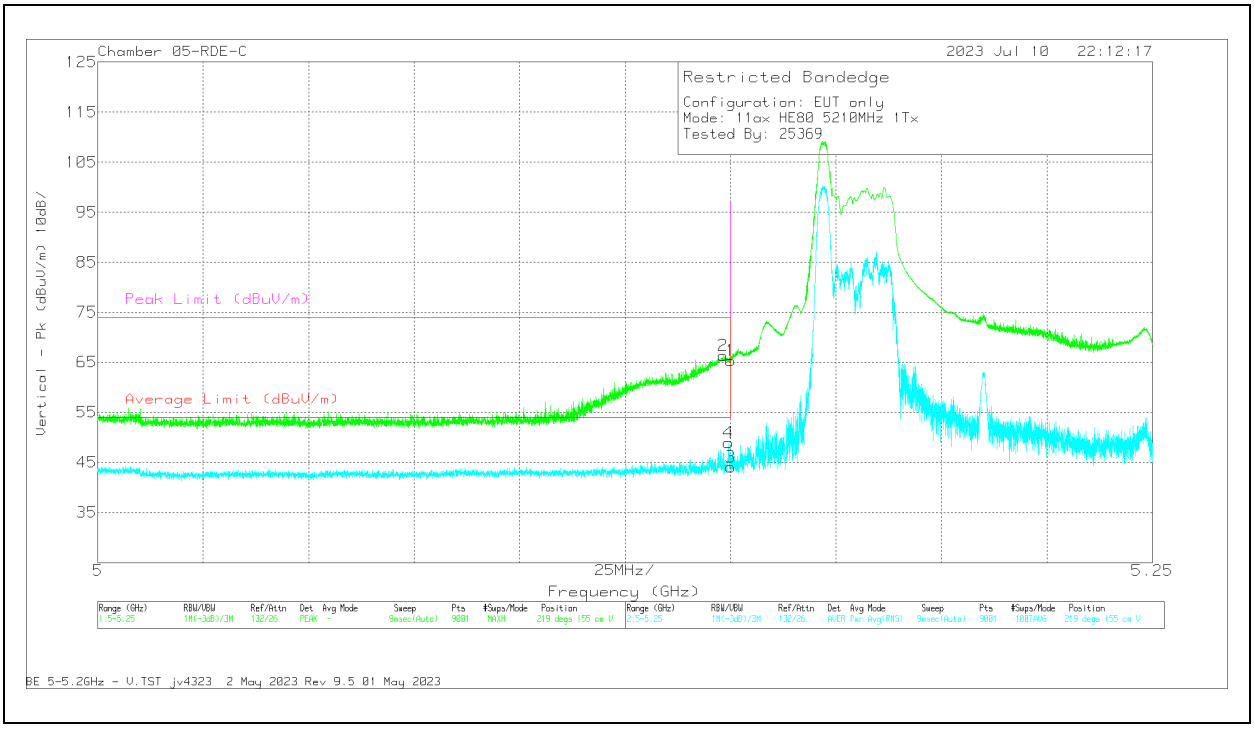

Marker	Frequency (GHz)	Meter Reading (dBuV)	Det	81887 ACF (dB) 3mH	DCCF (dB)	Gain/Loss (dB)	Corrected Reading (dBuV/m)	Average Limit (dBuV/m)	Margin (dB)	Peak Limit (dBuV/m)	PK Margin (dB)	Azimuth (Degs)	Height (cm)	Polarity
2	5.148196	71.69	Pk	34.2	0	-39.5	66.39	-	-	74	-7.61	219	155	V
4	5.149501	53.72	RMS	34.2	.54	-39.52	48.94	54	-5.06	-	-	219	155	V
1	5.15	70.66	Pk	34.2	0	-39.52	65.34	-	-	74	-8.66	219	155	V
3	5.15	48.92	RMS	34.2	.54	-39.52	44.14	54	-9.86	-	-	219	155	V

Pk - Peak detector
RMS - RMS detection

UL VERIFICATION SERVICES
47173 Benicia Street, Fremont, CA 94538; USA TEL:(510) 319-4000 FAX:(510) 661-0888
This report shall not be reproduced except in full, without the written approval of UL VERIFICATION SERVICES

1TX Antenna 5 MODE: SU, Single User

BANDEDGE (MID CHANNEL)

HORIZONTAL RESULT

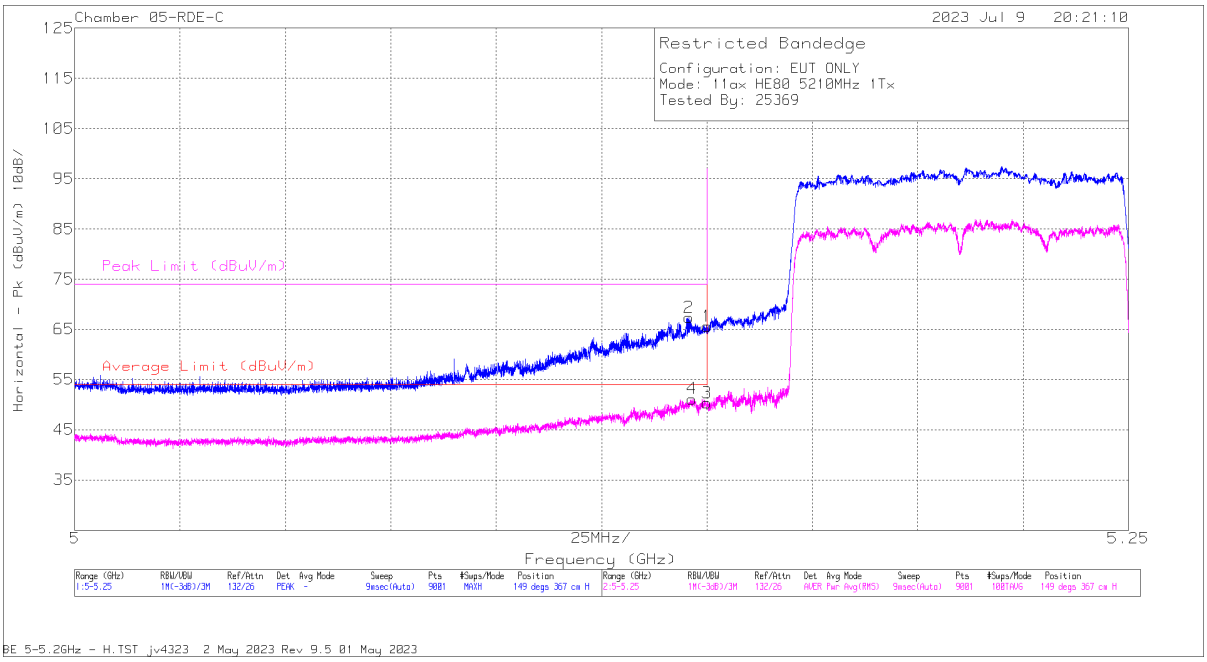

Marker	Frequency (GHz)	Meter Reading (dBuV)	Det	81887 ACF (dB) 3mH	DCCF (dB)	Gain/Loss (dB)	Corrected Reading (dBuV/m)	Average Limit (dBuV/m)	Margin (dB)	Peak Limit (dBuV/m)	PK Margin (dB)	Azimuth (Degs)	Height (cm)	Polarity
2	5.145696	72.56	Pk	34.2	0	-39.42	67.34	-	-	74	-6.66	149	367	H
4	5.146418	55.32	RMS	34.2	1.08	-39.43	51.17	54	-2.83	-	-	149	367	H
1	5.15	70.94	Pk	34.2	0	-39.52	65.62	-	-	74	-8.38	149	367	H
3	5.15	54.63	RMS	34.2	1.08	-39.52	50.39	54	-3.61	-	-	149	367	H

Pk - Peak detector
RMS - RMS detection

UL VERIFICATION SERVICES
47173 Benicia Street, Fremont, CA 94538; USA TEL:(510) 319-4000 FAX:(510) 661-0888
This report shall not be reproduced except in full, without the written approval of UL VERIFICATION SERVICES

VERTICAL RESULT

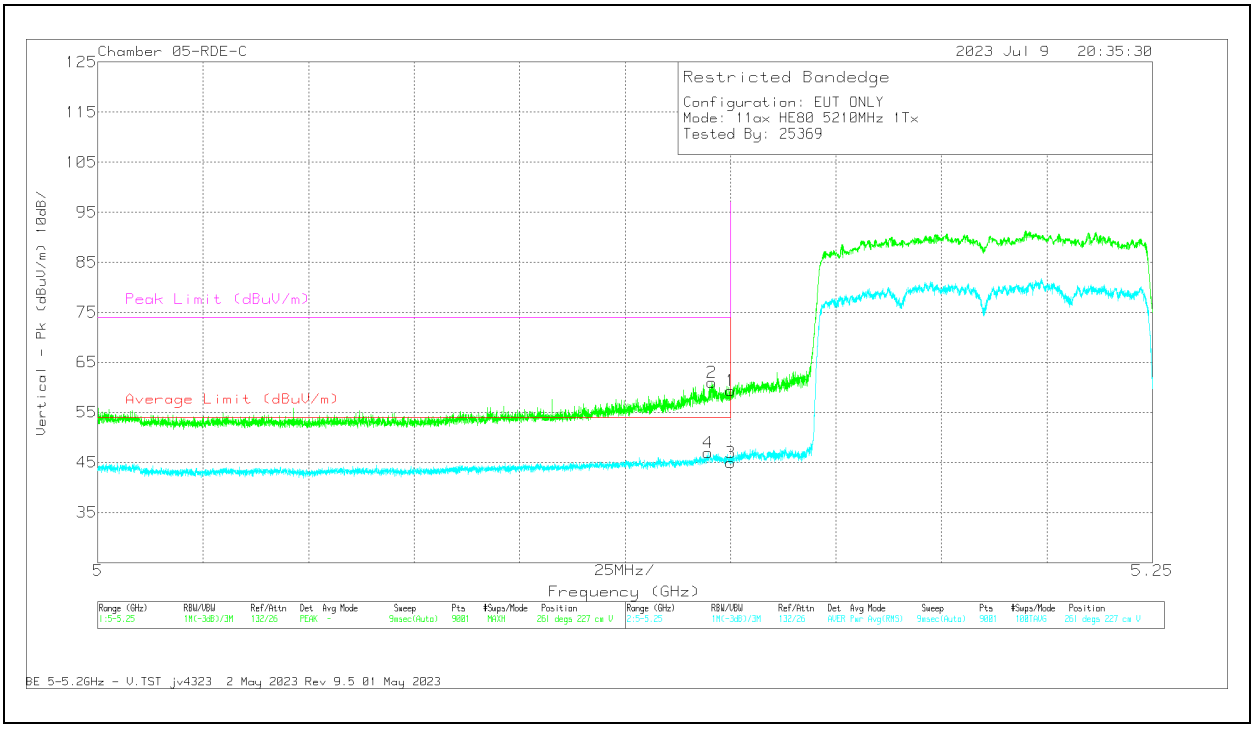

Marker	Frequency (GHz)	Meter Reading (dBuV)	Det	81887 ACF (dB) 3mH	DCCF (dB)	Gain/Loss (dB)	Corrected Reading (dBuV/m)	Average Limit (dBuV/m)	Margin (dB)	Peak Limit (dBuV/m)	PK Margin (dB)	Azimuth (Degs)	Height (cm)	Polarity
4	5.144612	51.12	RMS	34.2	1.08	-39.44	46.96	54	-7.04	-	-	261	227	V
2	5.145612	66.21	Pk	34.2	0	-39.42	60.99	-	-	74	-13.01	261	227	V
1	5.15	64.62	Pk	34.2	0	-39.52	59.3	-	-	74	-14.7	261	227	V
3	5.15	49.17	RMS	34.2	1.08	-39.52	44.93	54	-9.07	-	-	261	227	V

Pk - Peak detector
RMS - RMS detection

UL VERIFICATION SERVICES
47173 Benicia Street, Fremont, CA 94538; USA TEL:(510) 319-4000 FAX:(510) 661-0888
This report shall not be reproduced except in full, without the written approval of UL VERIFICATION SERVICES

2TX Antenna 6 + Antenna 5 OFDMA MODE: 26-Tones, RU Index 0

BANDEDGE (MID CHANNEL)

HORIZONTAL RESULT

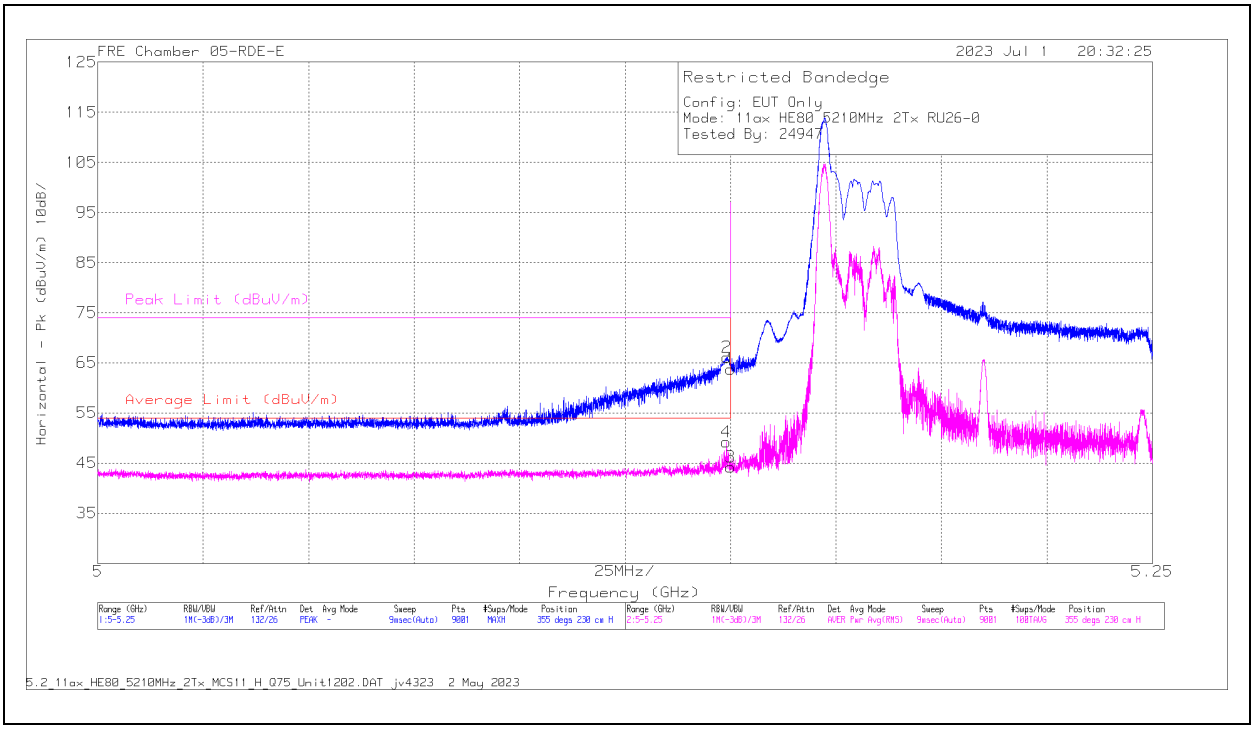

Marker	Frequency (GHz)	Meter Reading (dBuV)	Det	226671 ACF (dB) 3mH	DCCF (dB)	Gain/Loss (dB)	Corrected Reading (dBuV/m)	Average Limit (dBuV/m)	Margin (dB)	Peak Limit (dBuV/m)	PK Margin (dB)	Azimuth (Degs)	Height (cm)	Polarity
4	5.149029	53.28	RMS	34.3	.54	-38.81	49.31	54	-4.69	-	-	355	230	H
2	5.149057	70.59	Pk	34.3	0	-38.81	66.08	-	-	74	-7.92	355	230	H
1	5.15	68.24	Pk	34.3	0	-38.81	63.73	-	-	74	-10.27	355	230	H
3	5.15	48.19	RMS	34.3	.54	-38.81	44.22	54	-9.78	-	-	355	230	H

Pk - Peak detector
RMS - RMS detection

UL VERIFICATION SERVICES
47173 Benicia Street, Fremont, CA 94538; USA TEL:(510) 319-4000 FAX:(510) 661-0888
This report shall not be reproduced except in full, without the written approval of UL VERIFICATION SERVICES

VERTICAL RESULT

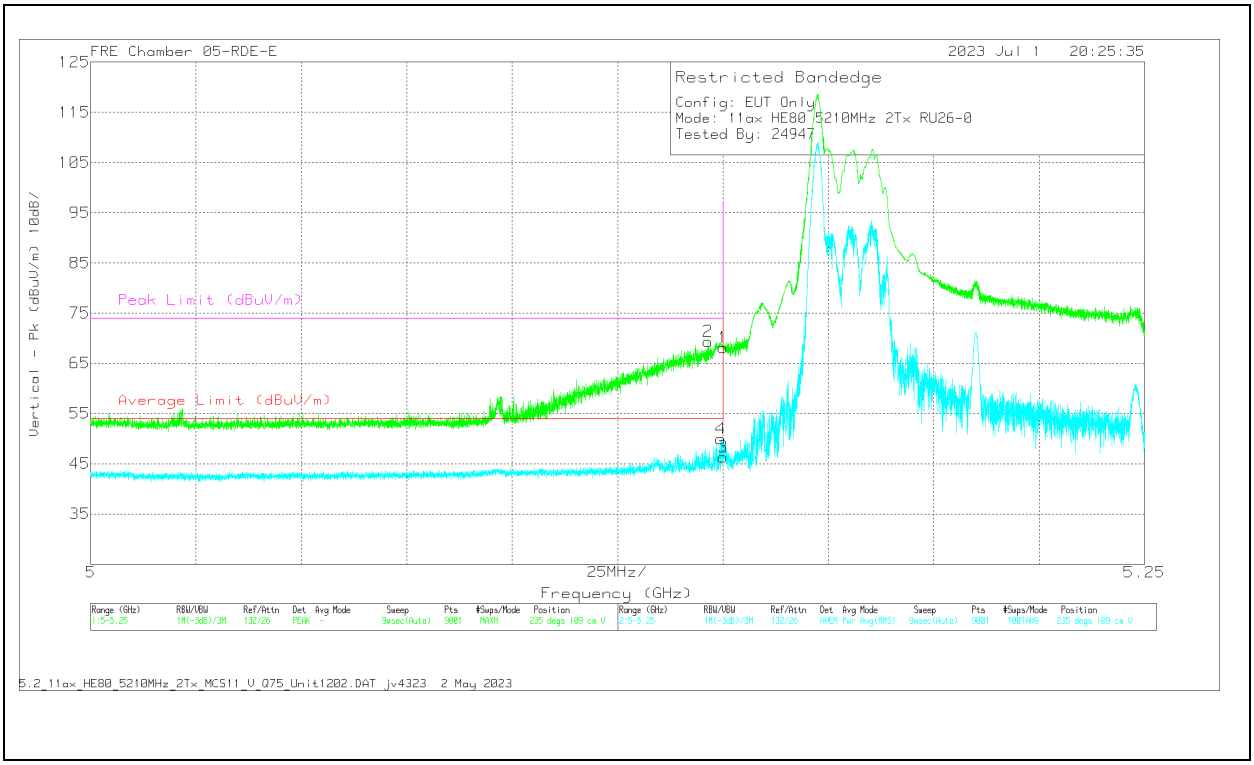

Marker	Frequency (GHz)	Meter Reading (dBuV)	Det	226671 ACF (dB) 3mH	DCCF (dB)	Gain/Loss (dB)	Corrected Reading (dBuV/m)	Average Limit (dBuV/m)	Margin (dB)	Peak Limit (dBuV/m)	PK Margin (dB)	Azimuth (Degs)	Height (cm)	Polarity
2	5.146418	73.92	Pk	34.3	0	-38.87	69.35	-	-	74	-4.65	235	109	V
4	5.149501	53.96	RMS	34.3	.54	-38.81	49.99	54	-4.01	-	-	235	109	V
1	5.15	72.64	Pk	34.3	0	-38.81	68.13	-	-	74	-5.87	235	109	V
3	5.15	50.39	RMS	34.3	.54	-38.81	46.42	54	-7.58	-	-	235	109	V

Pk - Peak detector
RMS - RMS detection

UL VERIFICATION SERVICES
47173 Benicia Street, Fremont, CA 94538; USA TEL:(510) 319-4000 FAX:(510) 661-0888
This report shall not be reproduced except in full, without the written approval of UL VERIFICATION SERVICES

1.1.14. HARMONICS AND SPURIOUS EMISSIONS, 11ax HE80 RU26 Mode

MID CHANNEL RESULTS

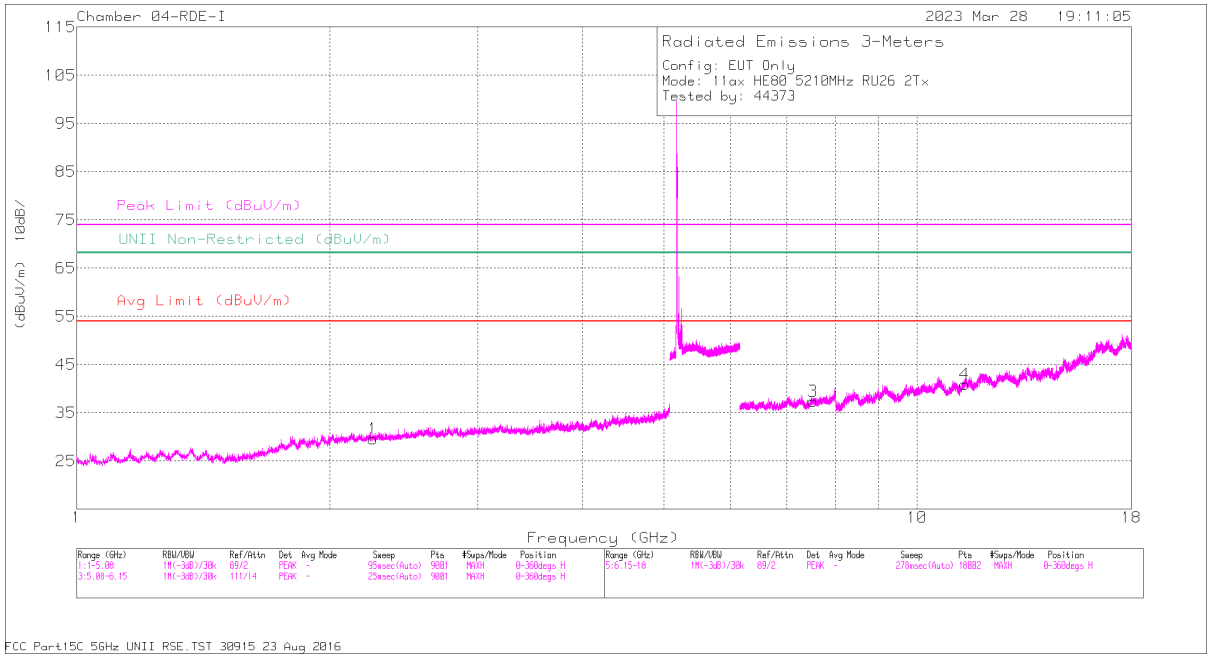

HORIZONTAL

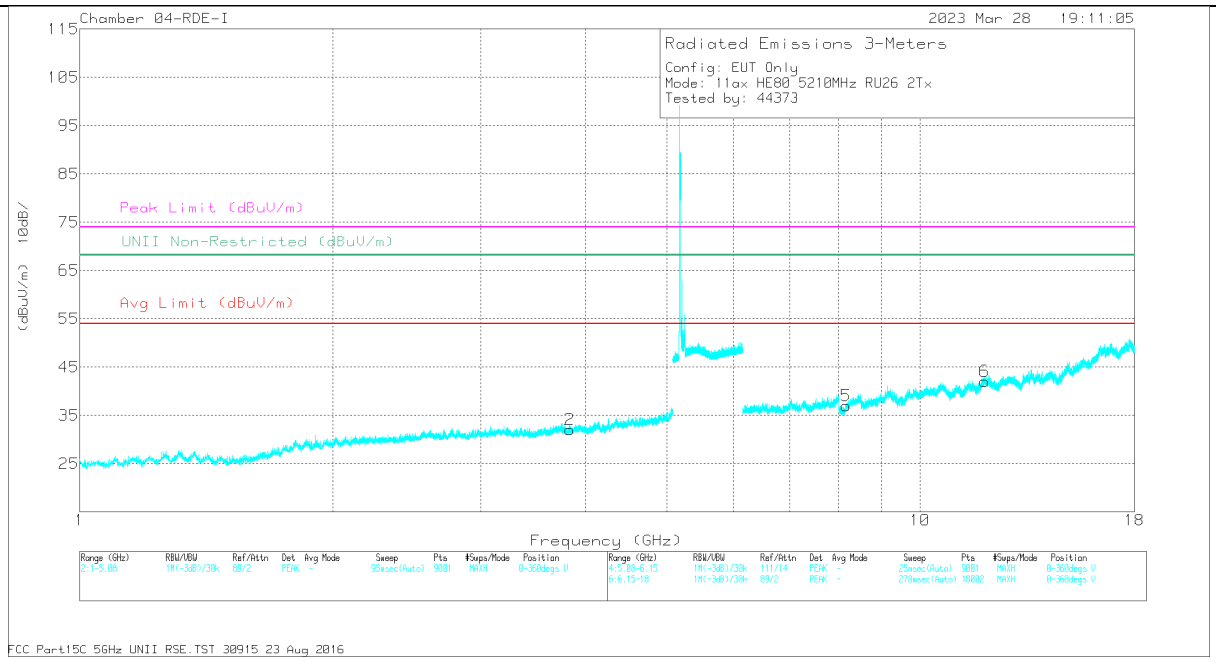

VERTICAL

UL VERIFICATION SERVICES
47173 Benicia Street, Fremont, CA 94538; USA TEL:(510) 319-4000 FAX:(510) 661-0888

This report shall not be reproduced except in full, without the written approval of UL VERIFICATION SERVICES

RADIATED EMISSIONS

Marker	Frequency (GHz)	Meter Reading (dBuV)	Det	84797 ACF (dB) - 3mH	Amp/Cbl/Fltr (dB)	Corrected Reading (dBuV/m)	Avg Limit (dBuV/m)	Margin (dB)	Peak Limit (dBuV/m)	PK Margin (dB)	Azimuth (Degs)	Height (cm)	Polarity
1	* 2.253763	40.12	PK-U	31.8	-31.5	40.42	-	-	74	-33.58	0	199	H
	* 2.254849	28.77	ADR	31.8	-31.5	29.07	54	-24.93	-	-	0	199	H
2	* 3.832127	38.69	PK-U	33.2	-29.8	42.09	-	-	74	-31.91	0	101	V
	* 3.828916	27.25	ADR	33.2	-29.7	30.75	54	-23.25	-	-	0	101	V
3	* 7.52265	33.04	PK-U	35.7	-20.6	48.14	-	-	74	-25.86	0	199	H
	* 7.520678	21.21	ADR	35.7	-20.6	36.31	54	-17.69	-	-	0	199	H
4	* 11.399627	31.94	PK-U	37.9	-18.4	51.44	-	-	74	-22.56	0	199	H
	* 11.397491	20.37	ADR	37.9	-18.3	39.97	54	-14.03	-	-	0	199	H
5	* 8.16791	31.38	PK-U	35.8	-20.1	47.08	-	-	74	-26.92	0	199	V
	* 8.169754	20.1	ADR	35.8	-20.1	35.8	54	-18.2	-	-	0	199	V
6	* 11.938803	32.02	PK-U	38.6	-17.9	52.72	-	-	74	-21.28	0	101	V
	* 11.939558	20.69	ADR	38.6	-17.8	41.49	54	-12.51	-	-	0	101	V

* - indicates frequency in CFR47 Pt 15 / IC RSS-Restricted Band
PK-U - U-NII: Maximum Peak
ADR - U-NII AD primary method, RMS average

UL VERIFICATION SERVICES
47173 Benicia Street, Fremont, CA 94538; USA TEL:(510) 319-4000 FAX:(510) 661-0888
This report shall not be reproduced except in full, without the written approval of UL VERIFICATION SERVICES

2TX Antenna 6 + Antenna 5 OFDMA MODE: SU, Single User

BANDEDGE (MID CHANNEL)

HORIZONTAL RESULT

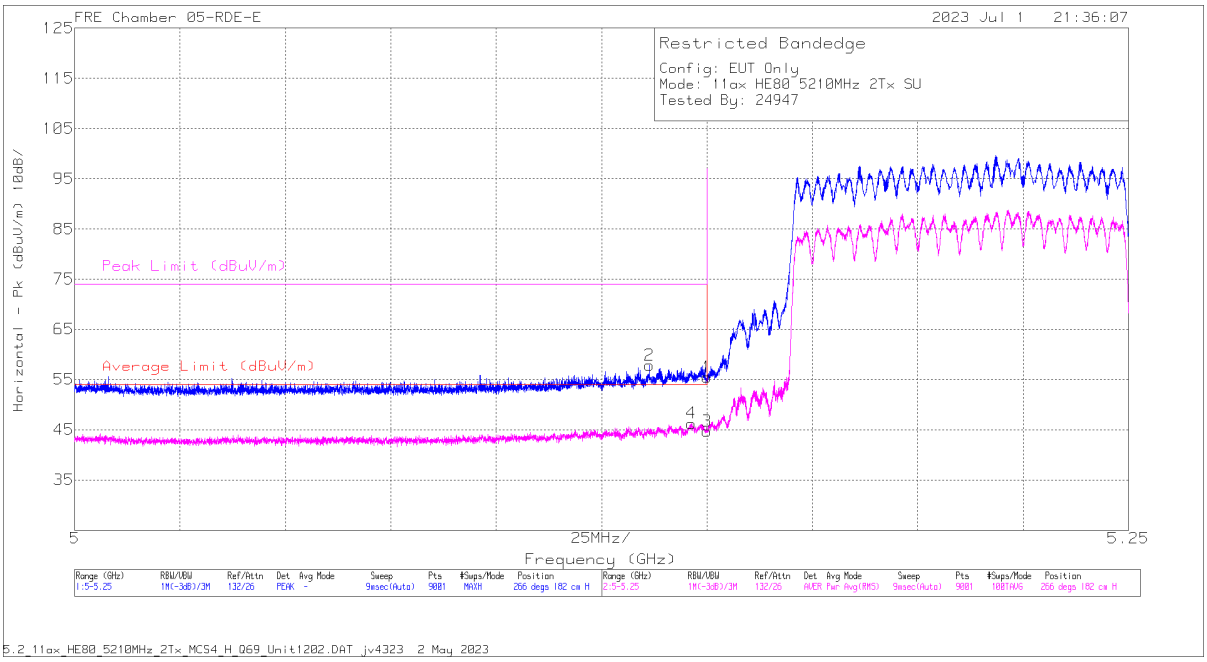

Marker	Frequency (GHz)	Meter Reading (dBuV)	Det	226671 ACF (dB) 3mH	DCCF (dB)	Gain/Loss (dB)	Corrected Reading (dBuV/m)	Average Limit (dBuV/m)	Margin (dB)	Peak Limit (dBuV/m)	PK Margin (dB)	Azimuth (Degs)	Height (cm)	Polarity
2	5.13639	62.61	Pk	34.2	0	-38.97	57.84	-	-	74	-16.16	266	182	H
4	5.14636	50.11	RMS	34.3	1.08	-38.88	46.61	54	-7.39	-	-	266	182	H
1	5.15	60.02	Pk	34.3	0	-38.81	55.51	-	-	74	-18.49	266	182	H
3	5.15	48.46	RMS	34.3	1.08	-38.81	45.03	54	-8.97	-	-	266	182	H

Pk - Peak detector
RMS - RMS detection

UL VERIFICATION SERVICES
47173 Benicia Street, Fremont, CA 94538; USA TEL:(510) 319-4000 FAX:(510) 661-0888
This report shall not be reproduced except in full, without the written approval of UL VERIFICATION SERVICES

VERTICAL RESULT

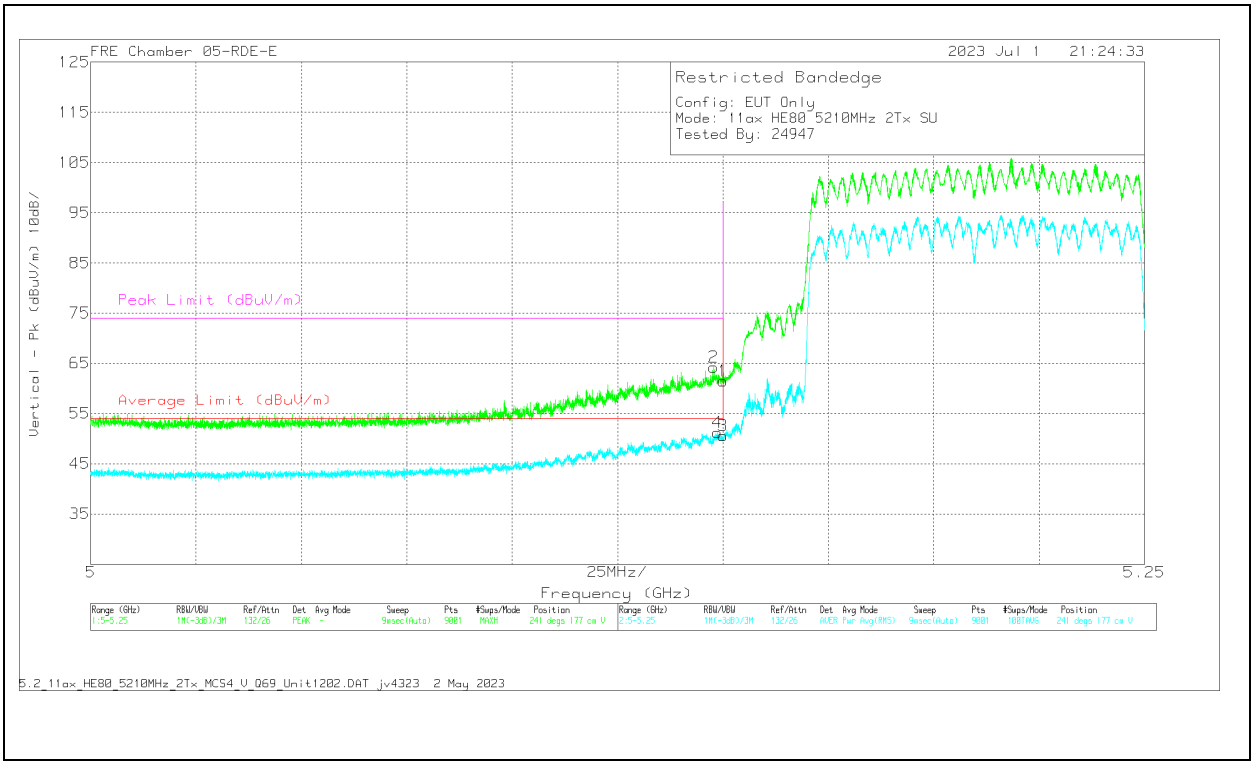

Marker	Frequency (GHz)	Meter Reading (dBuV)	Det	226671 ACF (dB) 3mH	DCCF (dB)	Gain/Loss (dB)	Corrected Reading (dBuV/m)	Average Limit (dBuV/m)	Margin (dB)	Peak Limit (dBuV/m)	PK Margin (dB)	Azimuth (Degs)	Height (cm)	Polarity
2	5.147835	68.8	Pk	34.3	0	-38.83	64.27	-	-	74	-9.73	241	177	V
4	5.14864	54.97	RMS	34.3	1.08	-38.82	51.53	54	-2.47	-	-	241	177	V
1	5.15	65.96	Pk	34.3	0	-38.81	61.45	-	-	74	-12.55	241	177	V
3	5.15	54.3	RMS	34.3	1.08	-38.81	50.87	54	-3.13	-	-	241	177	V

Pk - Peak detector
RMS - RMS detection

UL VERIFICATION SERVICES
47173 Benicia Street, Fremont, CA 94538; USA TEL:(510) 319-4000 FAX:(510) 661-0888
This report shall not be reproduced except in full, without the written approval of UL VERIFICATION SERVICES

1.1.15. HARMONICS AND SPURIOUS EMISSIONS, 11ax HE80 SU MODE

MID CHANNEL RESULTS

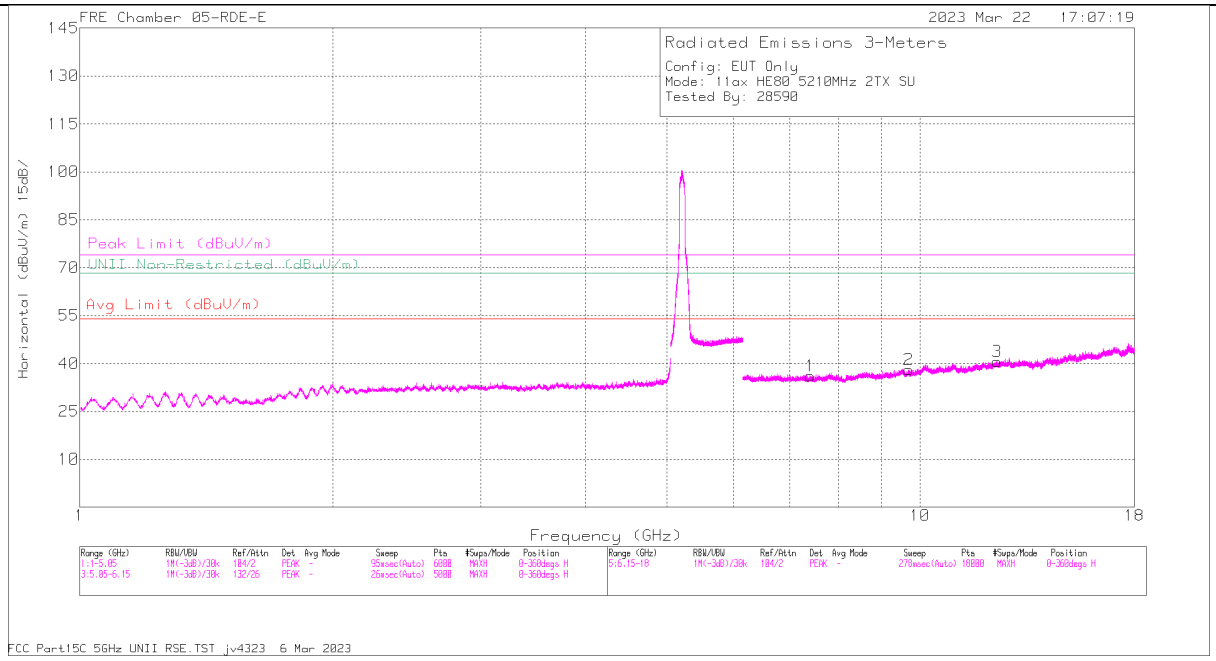

HORIZONTAL

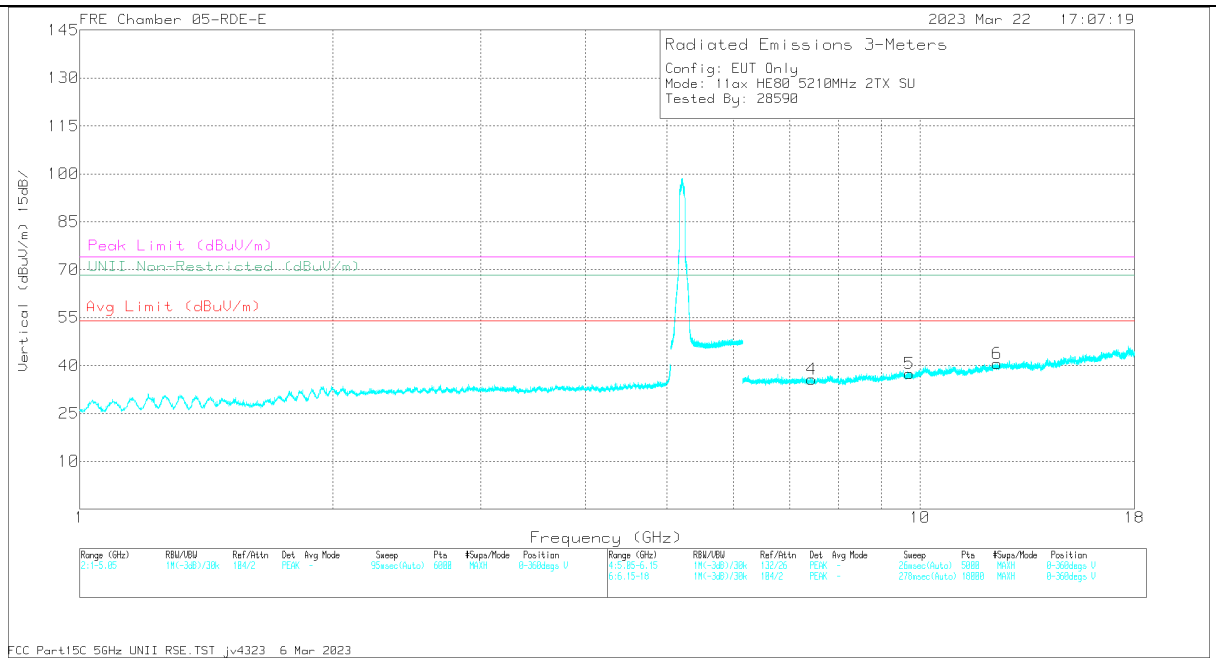

VERTICAL

UL VERIFICATION SERVICES
47173 Benicia Street, Fremont, CA 94538; USA TEL:(510) 319-4000 FAX:(510) 661-0888
This report shall not be reproduced except in full, without the written approval of UL VERIFICATION SERVICES

RADIATED EMISSIONS

Marker	Frequency (GHz)	Meter Reading (dBuV)	Det	226671 ACF (dB) 3mH	DCCF (dB)	Gain/Loss (dB)	Corrected Reading (dBuV/m)	Avg Limit (dBuV/m)	Margin (dB)	Peak Limit (dBuV/m)	PK Margin (dB)	UNII Non-Restricted (dBuV/m)	PK Margin (dB)	Azimuth (Degs)	Height (cm)	Polarity
1	* 7.409892	57.22	PK-U	35.7	0	-46.71	46.21	-	-	74	-27.79	-	-	0	101	H
	* 7.409867	45.06	ADR	35.7	.24	-46.71	34.29	54	-19.71	-	-	-	-	0	101	H
3	* 12.364831	54.38	PK-U	38.8	0	-43.03	50.15	-	-	74	-23.85	-	-	0	101	H
	* 12.362924	42.89	ADR	38.8	.24	-42.96	38.97	54	-15.03	-	-	-	-	0	101	H
4	* 7.425533	57.18	PK-U	35.7	0	-46.77	46.11	-	-	74	-27.89	-	-	0	101	V
	* 7.425185	45.01	ADR	35.7	.24	-46.78	34.17	54	-19.83	-	-	-	-	0	101	V
6	* 12.35014	54.59	PK-U	38.8	0	-43.23	50.16	-	-	74	-23.84	-	-	0	199	V
	* 12.349212	43.14	ADR	38.8	.24	-43.28	38.9	54	-15.1	-	-	-	-	0	199	V
2	9.700178	57.01	PK-U	36.9	0	-46.26	47.65	-	-	-	-	68.2	-20.55	0	101	H
	9.700466	45.17	ADR	36.9	.24	-46.26	36.05	-	-	-	-	-	-	0	101	H
5	9.718724	57.12	PK-U	36.9	0	-46.4	47.62	-	-	-	-	68.2	-20.58	0	199	V
	9.719659	45.13	ADR	36.9	.24	-46.4	35.87	-	-	-	-	-	-	0	199	V

* - indicates frequency in CFR47 Pt 15 / IC RSS-Restricted Band
PK-U - U-NII: Maximum Peak
ADR - U-NII AD primary method, RMS average

UL VERIFICATION SERVICES
47173 Benicia Street, Fremont, CA 94538; USA TEL:(510) 319-4000 FAX:(510) 661-0888
This report shall not be reproduced except in full, without the written approval of UL VERIFICATION SERVICES

1.1.16. TX ABOVE 1 GHz 802.11n HT20 MODE IN THE 5.3 GHz BAND

1TX Antenna 6

BANDEDGE (HIGH CHANNEL)

HORIZONTAL RESULT

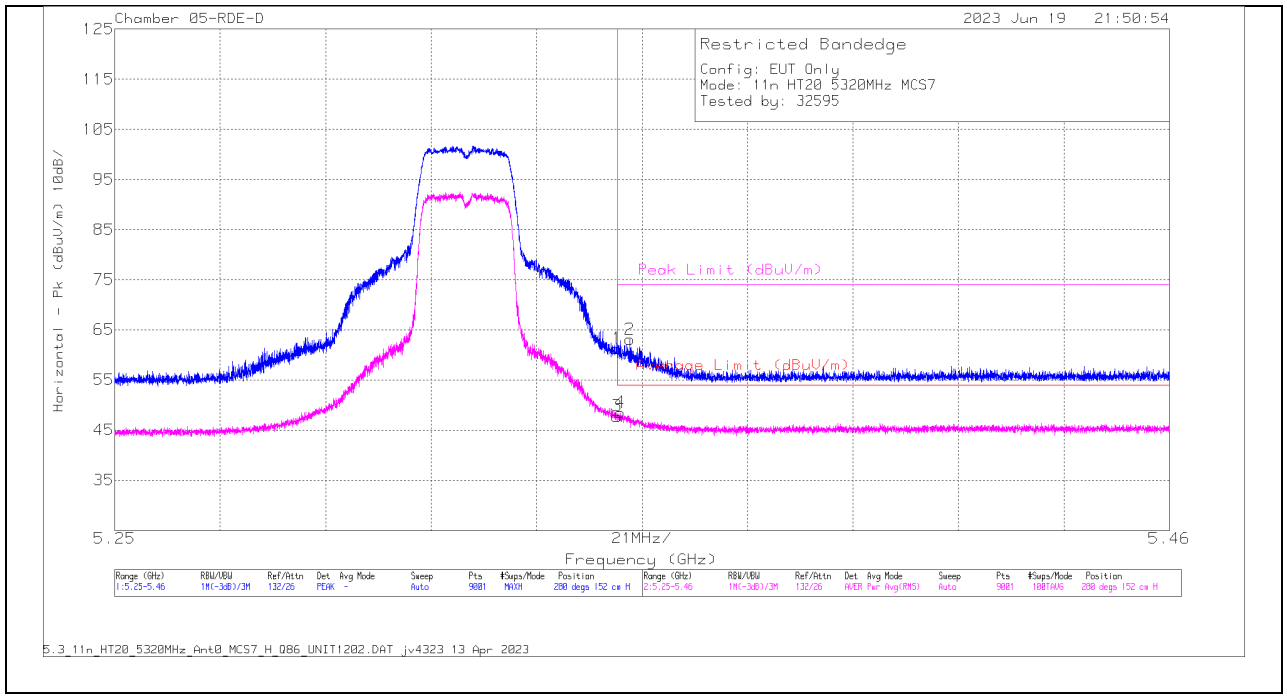

Marker	Frequency (MHz)	Meter Reading (dBuV)	Det	80404_ACF(dB) - 3mH	DCCF (dB)	Gain/Loss (dB)	Corrected Reading (dBuV/m)	Average Limit (dBuV/m)	Margin (dB)	Peak Limit (dBuV/m)	PK Margin (dB)	Azimuth (Degs)	Height (cm)	Polarity
1	5350	61.86	Pk	34.6	0	-35.17	61.29	-	-	74	-12.71	280	152	H
3	5350	47.82	RMS	34.6	.22	-35.17	47.47	54	-6.53	-	-	280	152	H
4	5350.705	48.56	RMS	34.6	.22	-35.16	48.22	54	-5.78	-	-	280	152	H
2	5352.572	63.68	Pk	34.6	0	-35.14	63.36	-	-	74	-10.64	280	152	H

Pk - Peak detector
RMS - RMS detection

UL VERIFICATION SERVICES
47173 Benicia Street, Fremont, CA 94538; USA TEL:(510) 319-4000 FAX:(510) 661-0888
This report shall not be reproduced except in full, without the written approval of UL VERIFICATION SERVICES

VERTICAL RESULT

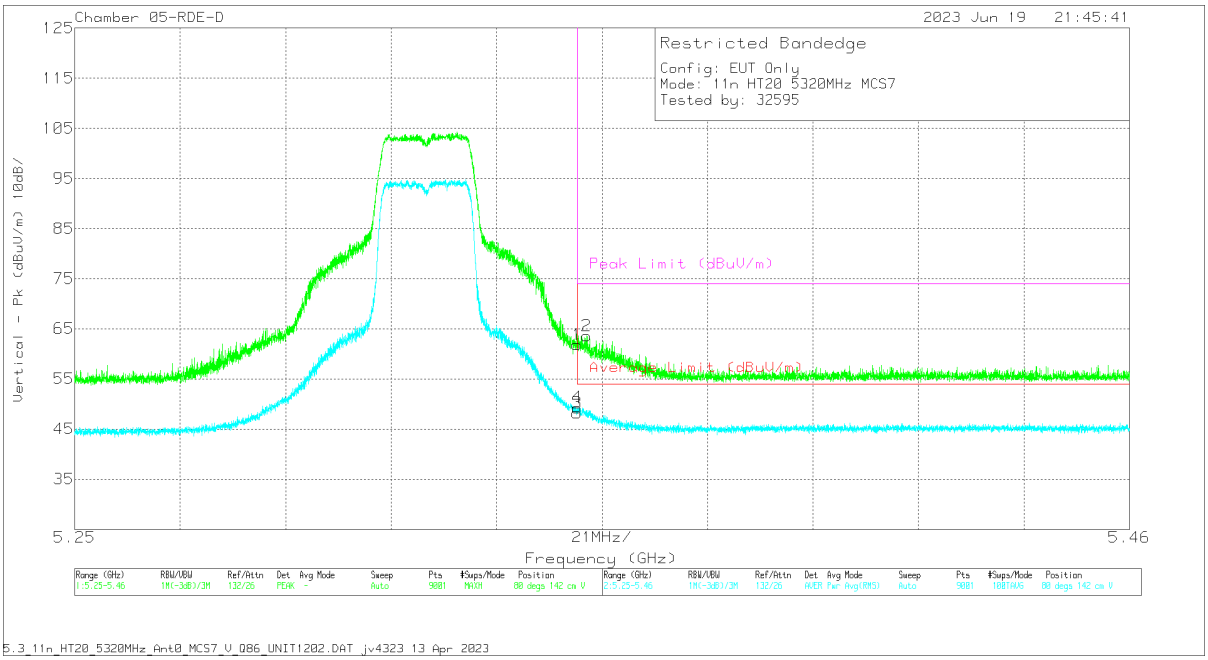

Marker	Frequency (MHz)	Meter Reading (dBuV)	Det	80404_ ACF(dB) - 3mH	DCCF (dB)	Gain/Loss (dB)	Corrected Reading (dBuV/m)	Average Limit (dBuV/m)	Margin (dB)	Peak Limit (dBuV/m)	PK Margin (dB)	Azimuth (Degs)	Height (cm)	Polarity
1	5350	62.48	Pk	34.6	0	-35.17	61.91	-	-	74	-12.09	80	142	V
3	5350	48.39	RMS	34.6	.22	-35.17	48.19	54	-5.81	-	-	80	142	V
4	5350.075	49.48	RMS	34.6	.22	-35.17	49.28	54	-4.72	-	-	80	142	V
2	5351.919	64.18	Pk	34.6	0	-35.15	63.63	-	-	74	-10.37	80	142	V

Pk - Peak detector
RMS - RMS detection

UL VERIFICATION SERVICES
47173 Benicia Street, Fremont, CA 94538; USA TEL:(510) 319-4000 FAX:(510) 661-0888
This report shall not be reproduced except in full, without the written approval of UL VERIFICATION SERVICES

1TX Antenna 5

BANDEDGE (HIGH CHANNEL)

HORIZONTAL RESULT

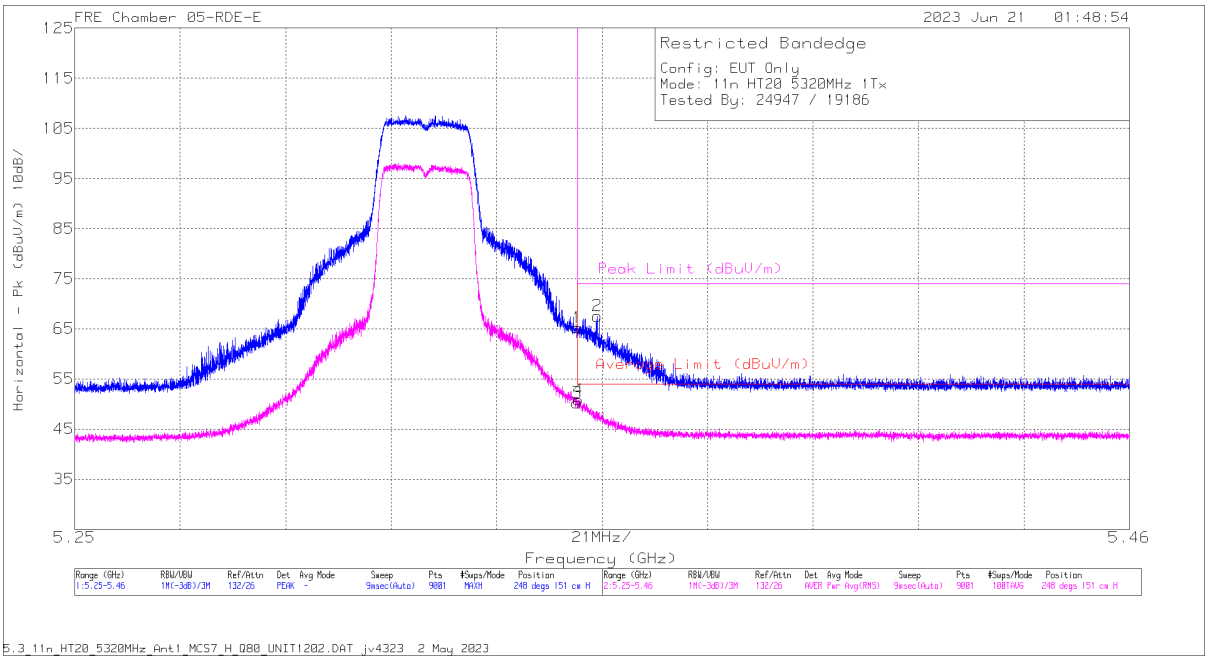

Marker	Frequency (GHz)	Meter Reading (dBuV)	Det	226671 ACF (dB) 3mH	DCCF (dB)	Gain/Loss (dB)	Corrected Reading (dBuV/m)	Average Limit (dBuV/m)	Margin (dB)	Peak Limit (dBuV/m)	PK Margin (dB)	Azimuth (Degs)	Height (cm)	Polarity
1	5.35	69.17	Pk	34.7	0	-38.67	65.2	-	-	74	-8.8	248	151	H
3	5.35	53.66	RMS	34.7	.22	-38.67	49.91	54	-4.09	-	-	248	151	H
4	5.350262	54.3	RMS	34.7	.22	-38.67	50.55	54	-3.45	-	-	248	151	H
2	5.354019	71.47	Pk	34.7	0	-38.62	67.55	-	-	74	-6.45	248	151	H

Pk - Peak detector
RMS - RMS detection

UL VERIFICATION SERVICES
47173 Benicia Street, Fremont, CA 94538; USA TEL:(510) 319-4000 FAX:(510) 661-0888
This report shall not be reproduced except in full, without the written approval of UL VERIFICATION SERVICES

VERTICAL RESULT

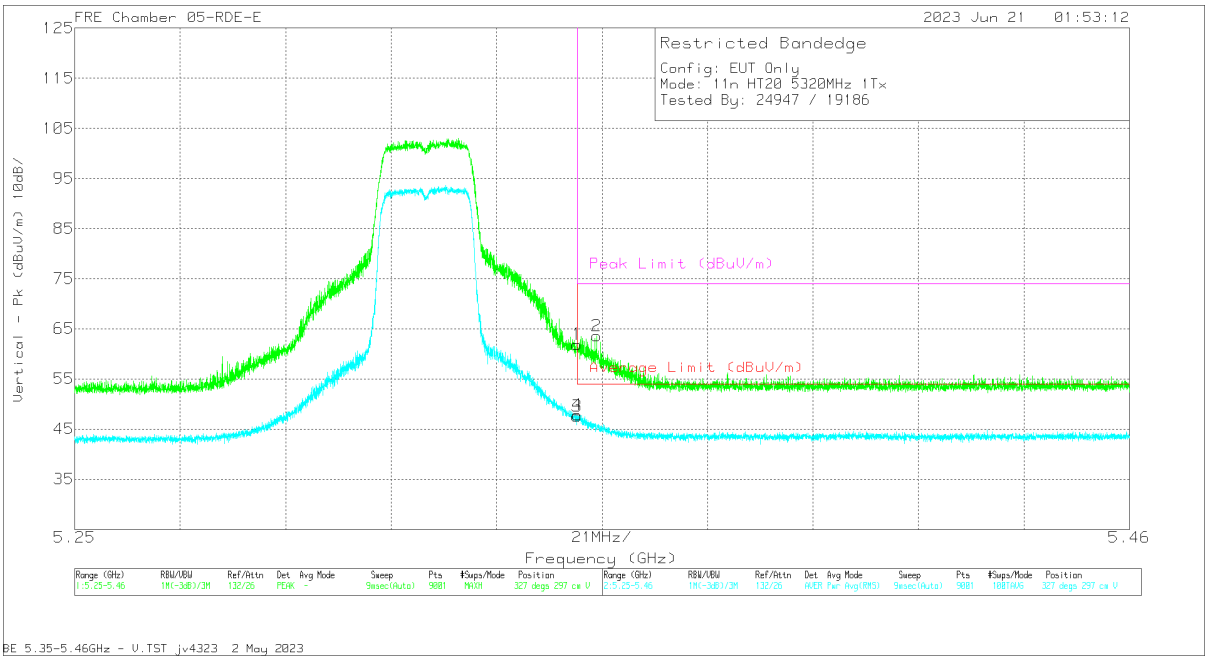

Marker	Frequency (GHz)	Meter Reading (dBuV)	Det	226671 ACF (dB) 3mH	DCCF (dB)	Gain/Loss (dB)	Corrected Reading (dBuV/m)	Average Limit (dBuV/m)	Margin (dB)	Peak Limit (dBuV/m)	PK Margin (dB)	Azimuth (Degs)	Height (cm)	Polarity
1	5.35	65.89	Pk	34.7	0	-38.67	61.92	-	-	74	-12.08	327	297	V
3	5.35	51.07	RMS	34.7	.22	-38.67	47.32	54	-6.68	-	-	327	297	V
4	5.350005	51.24	RMS	34.7	.22	-38.67	47.49	54	6.51	-	-	327	297	V
2	5.353949	67.5	Pk	34.7	0	-38.62	63.58	-	-	74	-10.42	327	297	V

Pk - Peak detector
RMS - RMS detection

UL VERIFICATION SERVICES
47173 Benicia Street, Fremont, CA 94538; USA TEL:(510) 319-4000 FAX:(510) 661-0888
This report shall not be reproduced except in full, without the written approval of UL VERIFICATION SERVICES

2TX Antenna 6 + Antenna 5 CDD MODE

BANDEDGE (HIGH CHANNEL)

HORIZONTAL RESULT

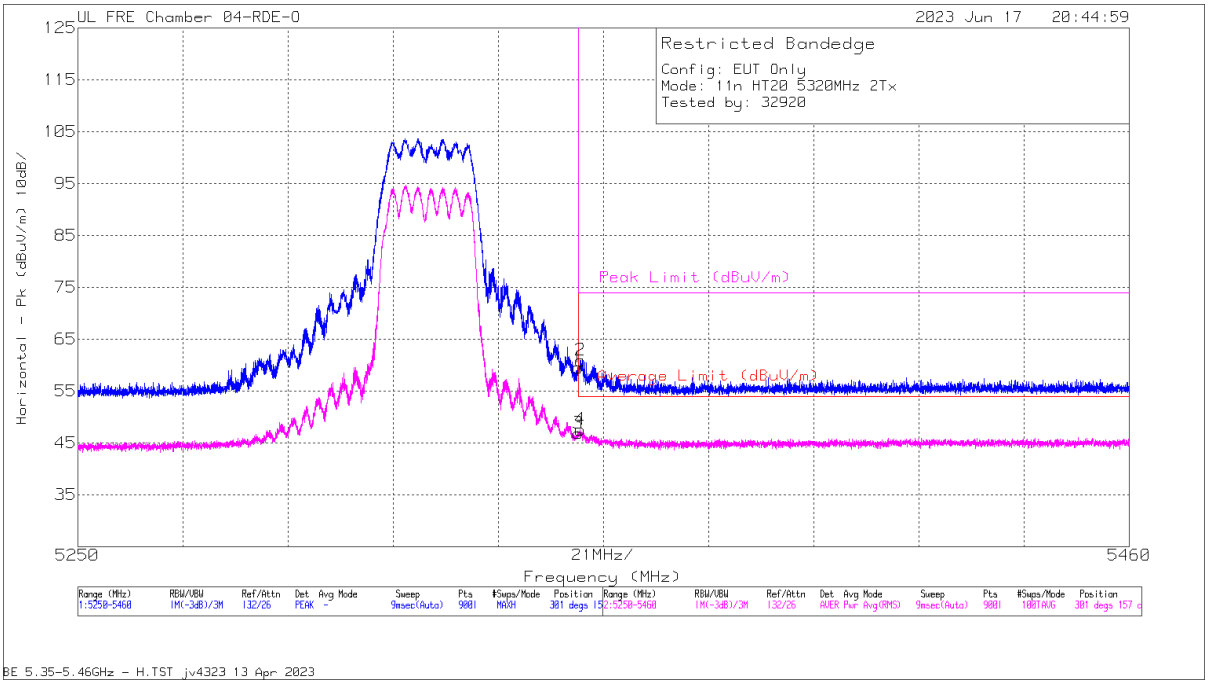

Marker	Frequency (MHz)	Meter Reading (dBuV)	Det	80404_ACF(dB) - 3mH	DCCF (dB)	Gain/Loss (dB)	Corrected Reading (dBuV/m)	Average Limit (dBuV/m)	Margin (dB)	Peak Limit (dBuV/m)	PK Margin (dB)	Azimuth (Degs)	Height (cm)	Polarity
1	5350	60.09	Pk	34.6	0	-35.17	59.52	-	-	74	-14.48	301	157	H
3	5350	47.17	RMS	34.6	.22	-35.17	46.82	54	-7.18	-	-	301	157	H
4	5350.355	47.89	RMS	34.6	.22	-35.17	47.54	54	-6.46	-	-	301	157	H
2	5350.472	61.48	Pk	34.6	0	-35.17	60.91	-	-	74	-13.09	301	157	H

Pk - Peak detector
RMS - RMS detection

UL VERIFICATION SERVICES
47173 Benicia Street, Fremont, CA 94538; USA TEL:(510) 319-4000 FAX:(510) 661-0888
This report shall not be reproduced except in full, without the written approval of UL VERIFICATION SERVICES

VERTICAL RESULT

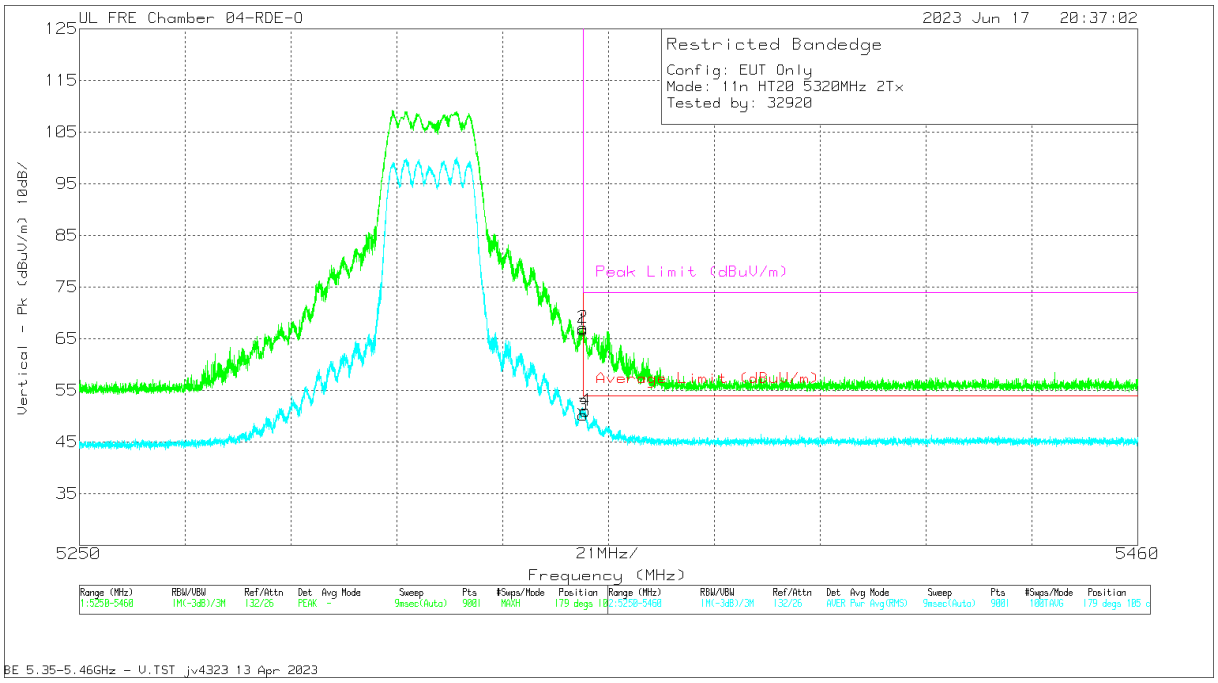

Marker	Frequency(MHz)	MeterReading(dBuV)	Det	80404_ACF(dB) - 3mH	DC CF (dB)	Gain/Loss (dB)	CorrectedReading(dBuV/m)	Average Limit (dBuV/m)	Margin(dB)	Peak Limit (dBuV/m)	PK Margin(dB)	Azimuth(Degs)	Height(cm)	Polarity
1	5350	67.27	Pk	34.6	0	-35.17	66.7	-	-	74	-7.3	179	105	V
3	5350	50.53	RMS	34.6	.22	-35.17	50.18	54	-3.82	-	-	179	105	V
2	5350.005	67.68	Pk	34.6	0	-35.17	67.11	-	-	74	-6.89	179	105	V
4	5350.472	51.4	RMS	34.6	.22	-35.17	51.05	54	-2.95	-	-	179	105	V

Pk - Peak detector
RMS - RMS detection

UL VERIFICATION SERVICES
47173 Benicia Street, Fremont, CA 94538; USA TEL:(510) 319-4000 FAX:(510) 661-0888
This report shall not be reproduced except in full, without the written approval of UL VERIFICATION SERVICES

1.1.17. 5.3GHz Band HARMONICS AND SPURIOUS EMISSIONS, HT20

LOW CHANNEL RESULTS

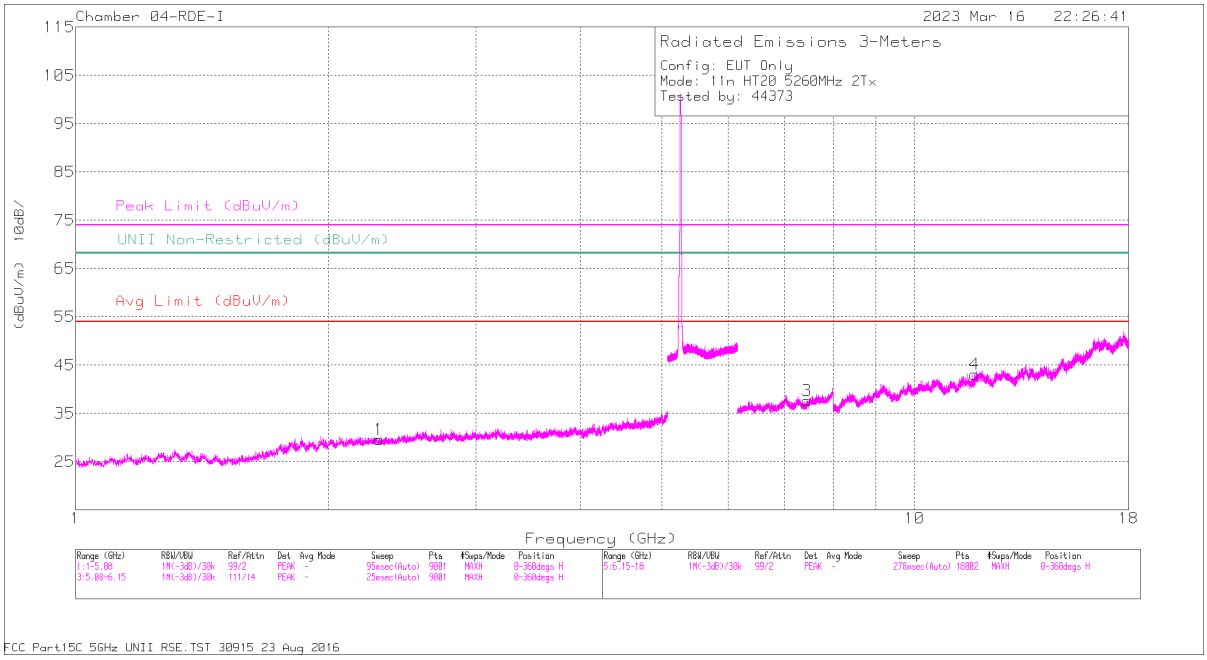

HORIZONTAL

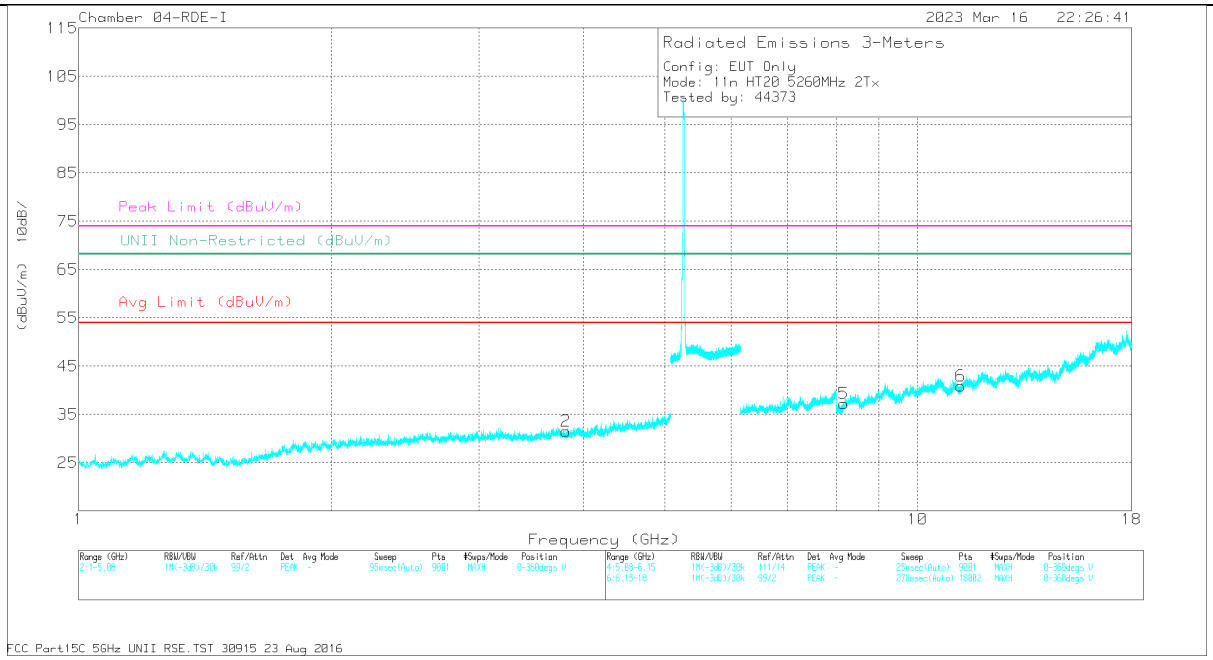

VERTICAL

UL VERIFICATION SERVICES
47173 Benicia Street, Fremont, CA 94538; USA TEL:(510) 319-4000 FAX:(510) 661-0888

This report shall not be reproduced except in full, without the written approval of UL VERIFICATION SERVICES

RADIATED EMISSIONS

Marker	Frequency (GHz)	Meter Reading (dBuV)	Det	84797 ACF (dB) - 3mH	Amp/Cbl/Fltr (dB)	Corrected Reading (dBuV/m)	Avg Limit (dBuV/m)	Margin (dB)	Peak Limit (dBuV/m)	PK Margin (dB)	Azimuth (Degs)	Height (cm)	Polarity
1	* 2.28133	40	PK-U	31.7	-31.3	40.4	-	-	74	-33.6	360	200	H
	* 2.204661	27.97	ADR	31.7	-31.7	27.97	54	-26.03	-	-	360	200	H
2	* 3.809192	38.32	PK-U	33.2	-29.8	41.72	-	-	74	-32.28	360	200	V
	* 3.809344	26.15	ADR	33.2	-29.8	29.55	54	-24.45	-	-	360	200	V
3	* 7.450437	32.91	PK-U	35.6	-21.4	47.11	-	-	74	-26.89	360	200	H
	* 7.451398	21.38	ADR	35.6	-21.4	35.58	54	-18.42	-	-	360	200	H
5	* 11.800811	32.33	PK-U	38.4	-18.6	52.13	-	-	74	-21.87	360	200	H
	* 11.799278	21.09	ADR	38.4	-18.6	40.89	54	-13.11	-	-	360	200	H
4	* 8.173184	31.83	PK-U	35.8	-20.2	47.43	-	-	74	-26.57	360	200	V
	* 8.17587	20.41	ADR	35.8	-20.4	35.81	54	-18.19	-	-	360	200	V
6	* 11.267401	32.17	PK-U	37.7	-18.4	51.47	-	-	74	-22.53	360	200	V
	* 11.26573	20.62	ADR	37.7	-18.3	40.02	54	-13.98	-	-	360	200	V

* - indicates frequency in CFR47 Pt 15 / IC RSS-Restricted Band
PK-U - U-NII: Maximum Peak
ADR - U-NII AD primary method, RMS average

UL VERIFICATION SERVICES
47173 Benicia Street, Fremont, CA 94538; USA TEL:(510) 319-4000 FAX:(510) 661-0888
This report shall not be reproduced except in full, without the written approval of UL VERIFICATION SERVICES

MID CHANNEL RESULTS

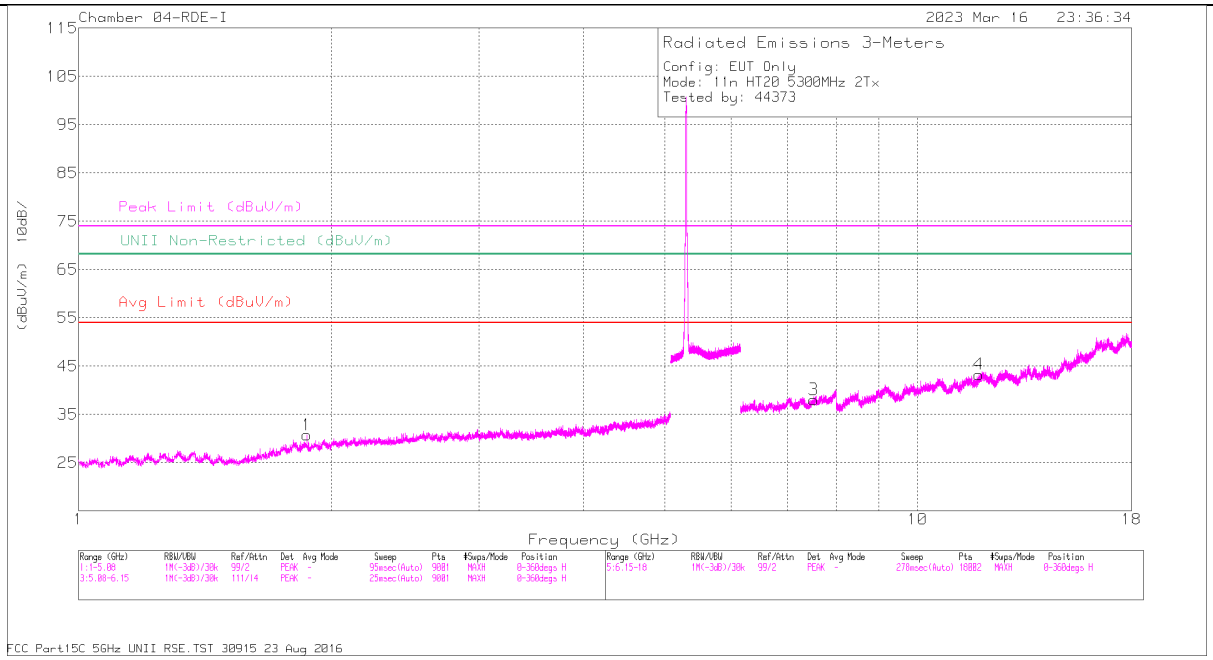

HORIZONTAL

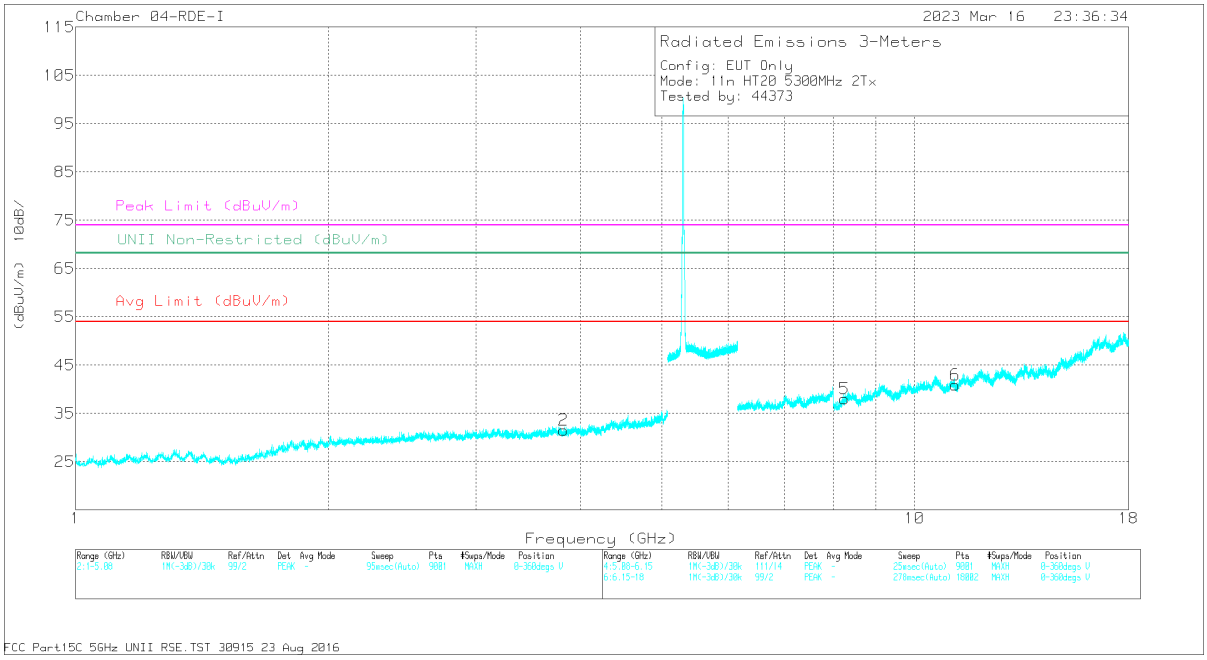

VERTICAL

UL VERIFICATION SERVICES
47173 Benicia Street, Fremont, CA 94538; USA TEL:(510) 319-4000 FAX:(510) 661-0888

This report shall not be reproduced except in full, without the written approval of UL VERIFICATION SERVICES

RADIATED EMISSIONS

Marker	Frequency (GHz)	Meter Reading (dBuV)	Det	84797 ACF (dB) - 3mH	Amp/Cbl/Fltr (dB)	Corrected Reading (dBuV/m)	Avg Limit (dBuV/m)	Margin (dB)	Peak Limit (dBuV/m)	PK Margin (dB)	Azimuth (Degs)	Height (cm)	Polarity
1	1.870182	40.78	PK-U	30.9	-31.9	39.78	-	-	-	-	360	101	H
	1.870336	28.74	ADR	30.9	-31.9	27.74	-	-	-	-	360	101	H
2	* 3.818578	38.94	PK-U	33.2	-29.7	42.44	-	-	74	-31.56	360	200	V
	* 3.82012	26.51	ADR	33.2	-29.8	29.91	54	-24.09	-	-	360	200	V
3	* 7.51712	32.65	PK-U	35.7	-20.5	47.85	-	-	74	-26.15	360	101	H
	* 7.517355	21.37	ADR	35.7	-20.5	36.57	54	-17.43	-	-	360	101	H
4	* 11.82947	32.32	PK-U	38.4	-18.3	52.42	-	-	74	-21.58	360	200	H
	* 11.827922	20.82	ADR	38.4	-18.2	41.02	54	-12.98	-	-	360	200	H
5	* 8.249206	32.14	PK-U	35.9	-20.6	47.44	-	-	74	-26.56	360	101	V
	* 8.248463	20.48	ADR	35.9	-20.5	35.88	54	-18.12	-	-	360	101	V
6	* 11.180145	32.23	PK-U	37.7	-18.6	51.33	-	-	74	-22.67	360	200	V
	* 11.180792	20.44	ADR	37.7	-18.6	39.54	54	-14.46	-	-	360	200	V

* - indicates frequency in CFR47 Pt 15 / IC RSS-Restricted Band
PK-U - U-NII: Maximum Peak
ADR - U-NII AD primary method, RMS average

UL VERIFICATION SERVICES
47173 Benicia Street, Fremont, CA 94538; USA TEL:(510) 319-4000 FAX:(510) 661-0888
This report shall not be reproduced except in full, without the written approval of UL VERIFICATION SERVICES

HIGH CHANNEL RESULTS

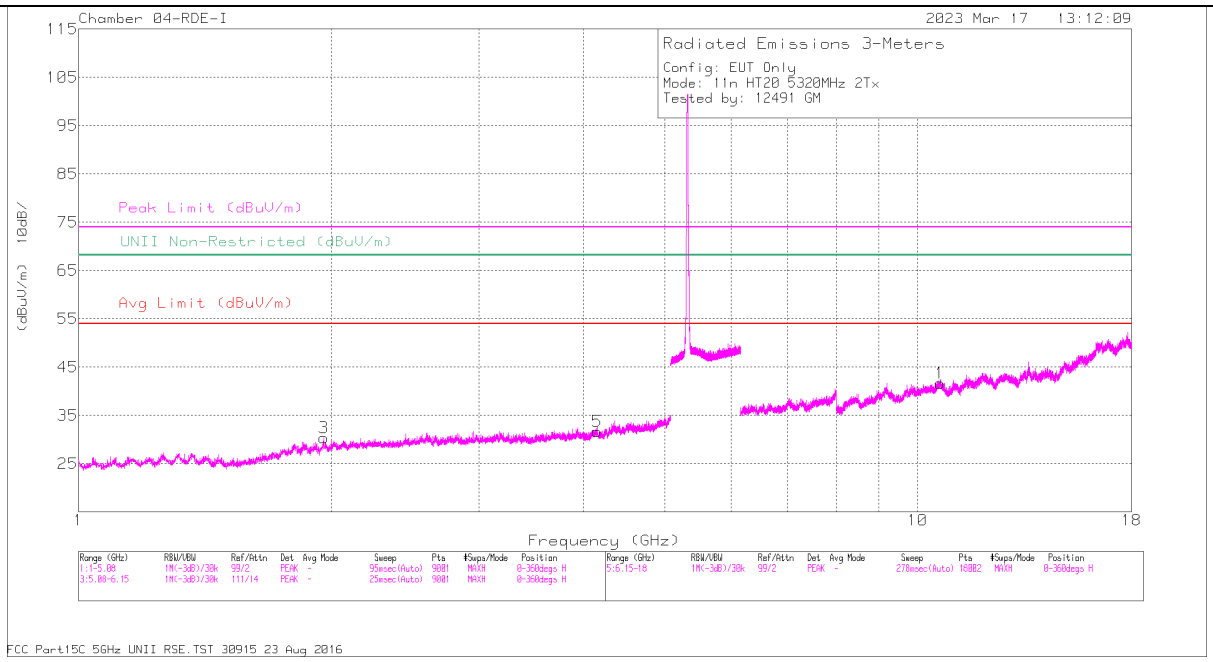

HORIZONTAL

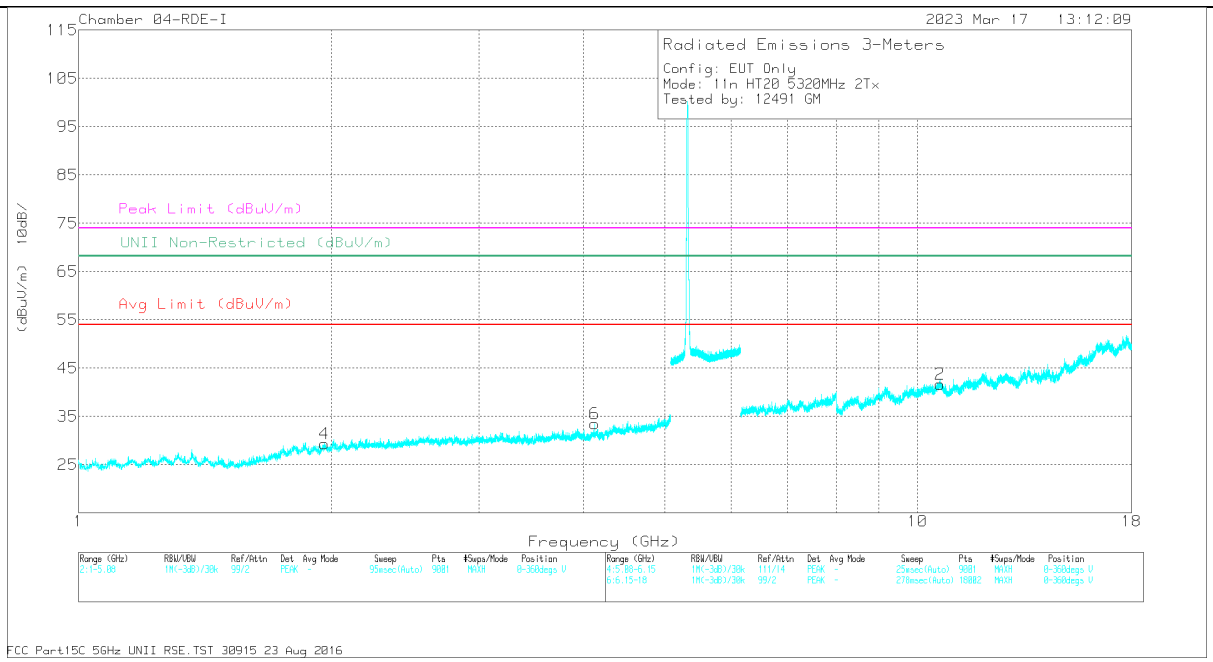

VERTICAL

UL VERIFICATION SERVICES
47173 Benicia Street, Fremont, CA 94538; USA TEL:(510) 319-4000 FAX:(510) 661-0888

This report shall not be reproduced except in full, without the written approval of UL VERIFICATION SERVICES

RADIATED EMISSIONS

Marker	Frequency (GHz)	Meter Reading (dBuV)	Det	84797 ACF (dB) - 3mH	Amp/Cbl/Fltr (dB)	Corrected Reading (dBuV/m)	Avg Limit (dBuV/m)	Margin (dB)	Peak Limit (dBuV/m)	PK Margin (dB)	UNII Non-Restricted (dBuV/m)	PK Margin (dB)	Azimuth (Degs)	Height (cm)	Polarity
3	1.957183	39.81	PK-U	31.1	-32	38.91	-	-	-	-	68.2	-29.29	357	145	H
5	* 4.153089	35.96	PK-U	33.4	-28.1	41.26	-	-	74	-32.74	-	-	318	168	H
	* 4.152773	24.59	ADR	33.4	-28.1	29.89	54	-24.11	-	-	-	-	318	168	H
4	1.964559	40.07	PK-U	31.1	-32.1	39.07	-	-	-	-	68.2	-29.13	19	180	V
6	* 4.11868	35.67	PK-U	33.4	-27.6	41.47	-	-	74	-32.53	-	-	268	103	V
	* 4.118084	24.22	ADR	33.4	-27.5	30.12	54	-23.88	-	-	-	-	268	103	V
1	* 10.638365	31.82	PK-U	37.6	-18.4	51.02	-	-	74	-22.98	-	-	222	141	H
	* 10.640398	20.63	ADR	37.6	-18.4	39.83	54	-14.17	-	-	-	-	222	141	H
2	* 10.640968	32.34	PK-U	37.6	-18.4	51.54	-	-	74	-22.46	-	-	99	177	V
	* 10.641722	20.56	ADR	37.6	-18.4	39.76	54	-14.24	-	-	-	-	99	177	V

* - indicates frequency in CFR47 Pt 15 / IC RSS-Restricted Band
PK-U - U-NII: Maximum Peak
ADR - U-NII AD primary method, RMS average

UL VERIFICATION SERVICES
47173 Benicia Street, Fremont, CA 94538; USA TEL:(510) 319-4000 FAX:(510) 661-0888
This report shall not be reproduced except in full, without the written approval of UL VERIFICATION SERVICES

1.1.18. TX ABOVE 1 GHz 802.11n HT40 MODE IN THE 5.3 GHz BAND

1TX Antenna 6

BANDEDGE (HIGH CHANNEL)

HORIZONTAL RESULT

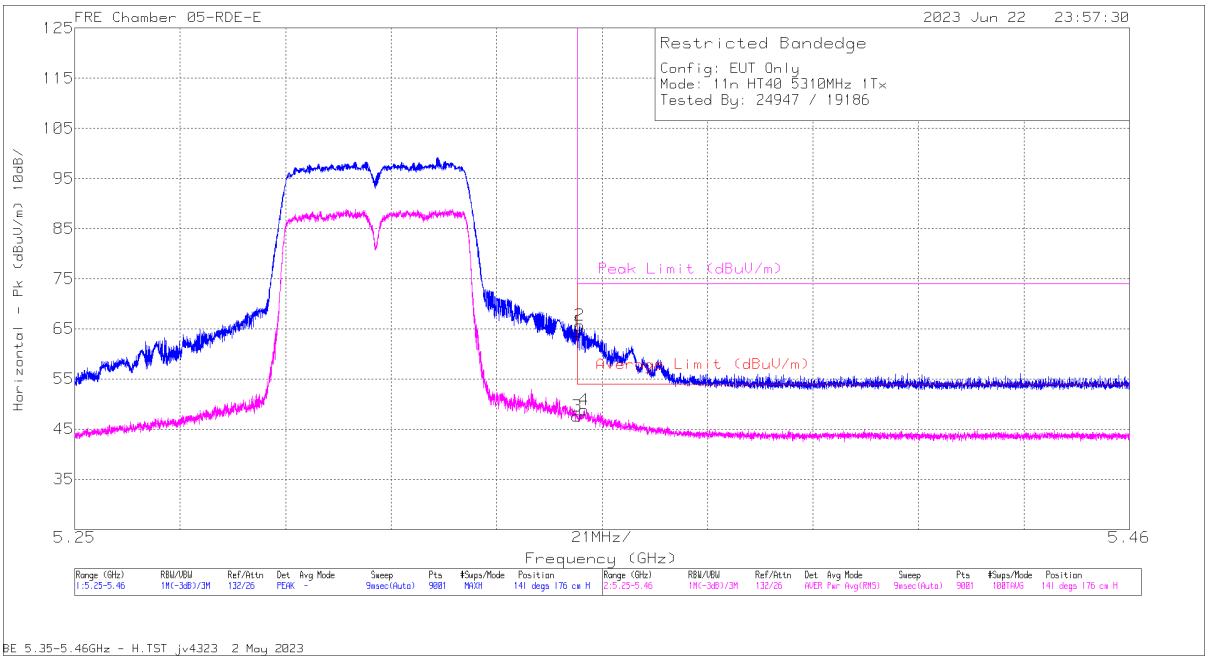

Marker	Frequency (GHz)	Meter Reading (dBuV)	Det	226671 ACF (dB) 3mH	DCCF (dB)	Gain/Loss (dB)	Corrected Reading (dBuV/m)	Average Limit (dBuV/m)	Margin (dB)	Peak Limit (dBuV/m)	PK Margin (dB)	Azimuth (Degs)	Height (cm)	Polarity
1	5.35	68.46	Pk	34.7	0	-38.67	64.49	-	-	74	-9.51	141	176	H
3	5.35	50.93	RMS	34.7	.17	-38.67	47.13	54	-6.87	-	-	141	176	H
2	5.350519	69.68	Pk	34.7	0	-38.67	65.71	-	-	74	-8.29	141	176	H
4	5.351429	52.12	RMS	34.7	.17	-38.66	48.33	54	-5.67	-	-	141	176	H

Pk - Peak detector
RMS - RMS detection

UL VERIFICATION SERVICES
47173 Benicia Street, Fremont, CA 94538; USA TEL:(510) 319-4000 FAX:(510) 661-0888
This report shall not be reproduced except in full, without the written approval of UL VERIFICATION SERVICES

VERTICAL RESULT

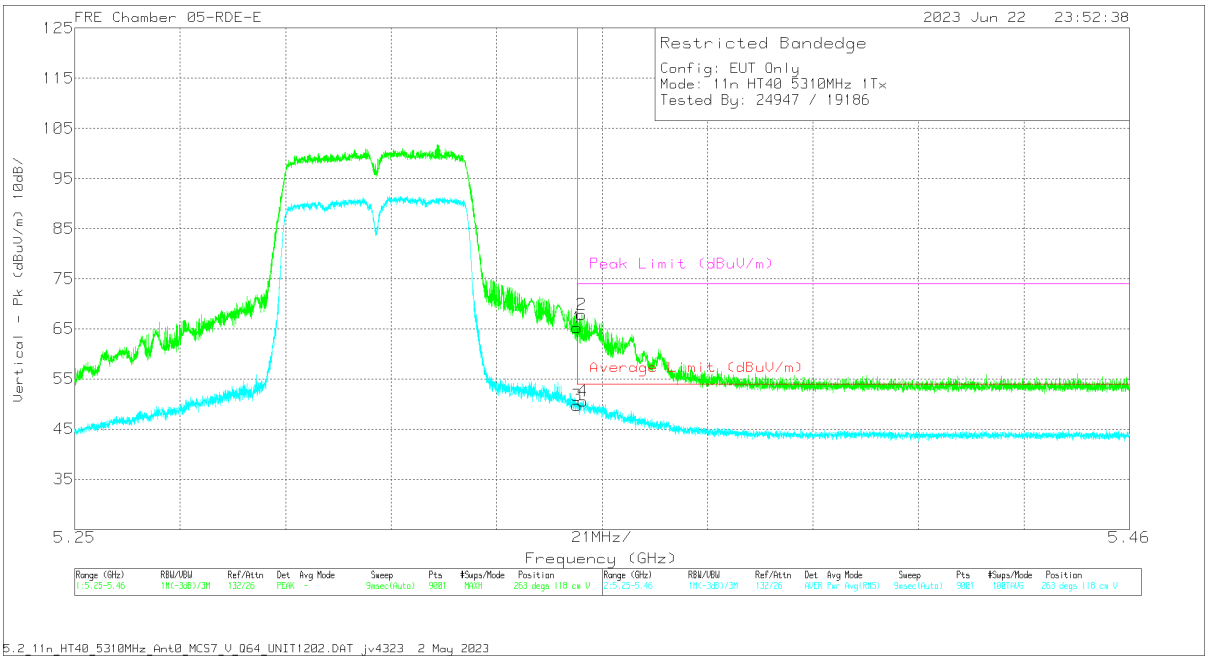

Marker	Frequency (GHz)	Meter Reading (dBuV)	Det	226671 ACF (dB) 3mH	DCCF (dB)	Gain/Loss (dB)	Corrected Reading (dBuV/m)	Average Limit (dBuV/m)	Margin (dB)	Peak Limit (dBuV/m)	PK Margin (dB)	Azimuth (Degs)	Height (cm)	Polarity
1	5.35	69.24	Pk	34.7	0	-38.67	65.27	-	-	74	-8.73	263	118	V
3	5.35	52.97	RMS	34.7	.17	-38.67	49.17	54	-4.83	-	-	263	118	V
2	5.350985	71.79	Pk	34.7	0	-38.67	67.82	-	-	74	-6.18	263	118	V
4	5.351149	53.84	RMS	34.7	.17	-38.67	50.04	54	-3.96	-	-	263	118	V

Pk - Peak detector
RMS - RMS detection

UL VERIFICATION SERVICES
47173 Benicia Street, Fremont, CA 94538; USA TEL:(510) 319-4000 FAX:(510) 661-0888
This report shall not be reproduced except in full, without the written approval of UL VERIFICATION SERVICES

1TX Antenna 5

BANDEDGE (HIGH CHANNEL)

HORIZONTAL RESULT

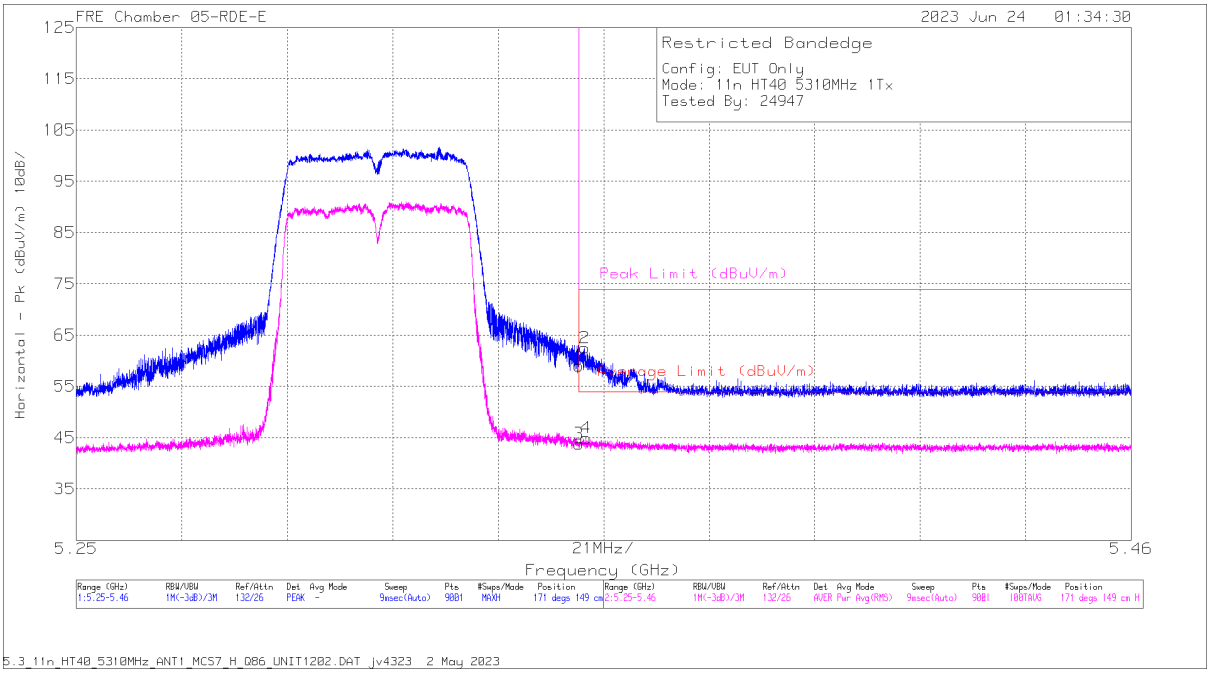

Marker	Frequency (GHz)	Meter Reading (dBuV)	Det	226671 ACF (dB) 3mH	DCCf (dB)	Gain/Loss (dB)	Corrected Reading (dBuV/m)	Average Limit (dBuV/m)	Margin (dB)	Peak Limit (dBuV/m)	PK Margin (dB)	Azimuth (Degs)	Height (cm)	Polarity
1	5.35	63.02	Pk	34.7		-38.67	59.05	-	-	74	-14.95	171	149	H
3	5.35	47.72	RMS	34.7	0.17	-38.67	43.92	54	-10.08	-	-	171	149	H
2	5.351219	66.47	Pk	34.7		-38.67	62.5	-	-	74	-11.5	171	149	H
4	5.351475	48.88	RMS	34.7	0.17	-38.66	45.09	54	-8.91	-	-	171	149	H

Pk - Peak detector
RMS - RMS detection

UL VERIFICATION SERVICES
47173 Benicia Street, Fremont, CA 94538; USA TEL:(510) 319-4000 FAX:(510) 661-0888
This report shall not be reproduced except in full, without the written approval of UL VERIFICATION SERVICES

VERTICAL RESULT

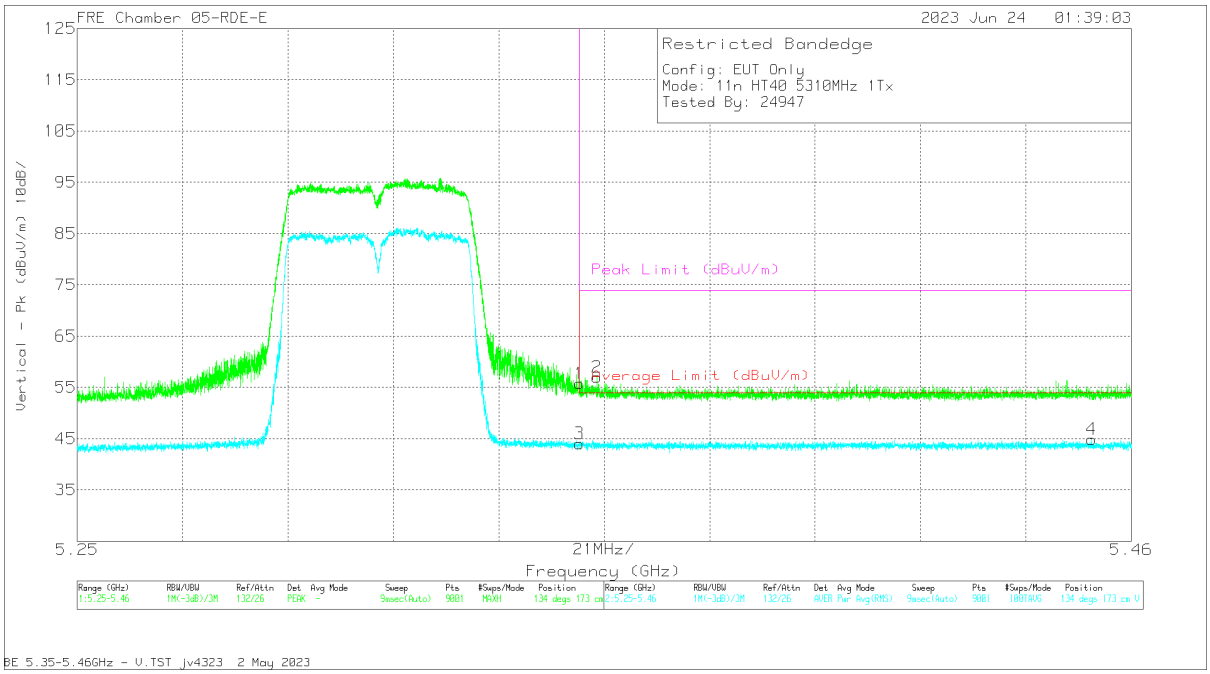

Marker	Frequency (GHz)	Meter Reading (dBuV)	Det	226671 ACF (dB) 3mH	DCCF (dB)	Gain/Loss (dB)	Corrected Reading (dBuV/m)	Average Limit (dBuV/m)	Margin (dB)	Peak Limit (dBuV/m)	PK Margin (dB)	Azimuth (Degs)	Height (cm)	Polarity
1	5.35	59.72	Pk	34.7	0	-38.67	55.75	-	-	74	-18.25	134	173	V
3	5.35	47.31	RMS	34.7	.17	-38.67	43.51	54	-10.49	-	-	134	173	V
2	5.353505	60.89	Pk	34.7	0	-38.62	56.97	-	-	74	-17.03	134	173	V
4	5.45211	47.76	RMS	34.8	.17	-38.37	44.36	54	-9.64	-	-	134	173	V

Pk - Peak detector
RMS - RMS detection

UL VERIFICATION SERVICES
47173 Benicia Street, Fremont, CA 94538; USA TEL:(510) 319-4000 FAX:(510) 661-0888
This report shall not be reproduced except in full, without the written approval of UL VERIFICATION SERVICES

2TX Antenna 6 + Antenna 5 CDD MODE

BANDEDGE (HIGH CHANNEL)

HORIZONTAL RESULT

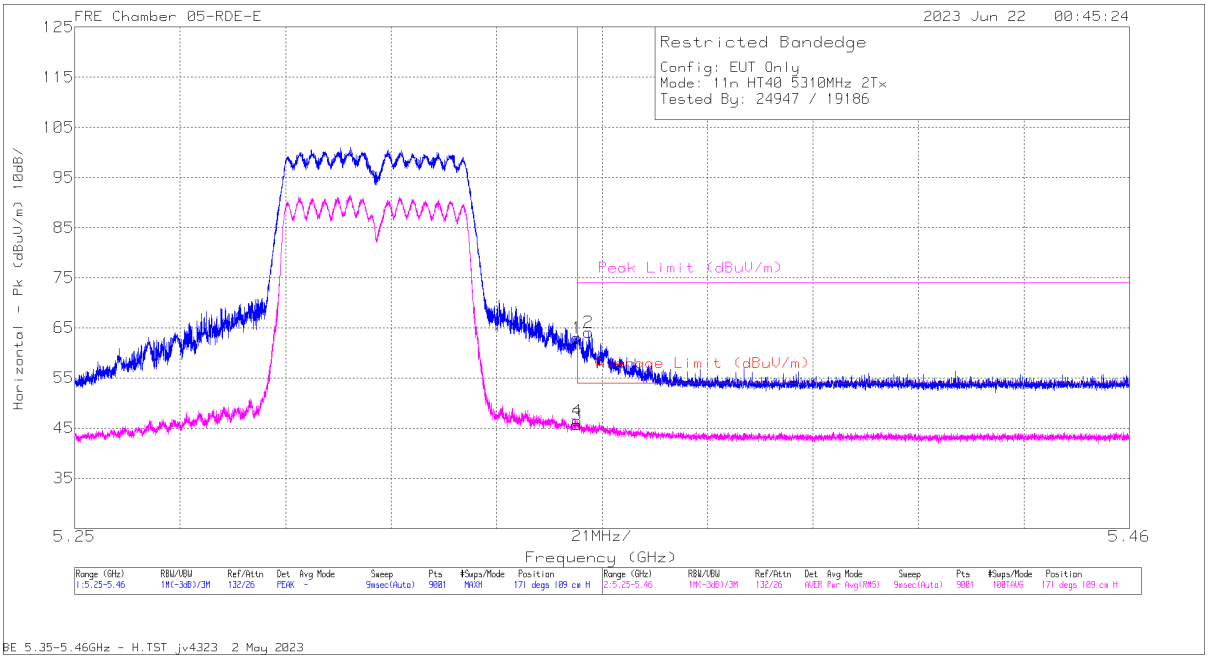

Marker	Frequency (GHz)	Meter Reading (dBuV)	Det	226671 ACF (dB) 3mH	DCCF (dB)	Gain/Loss (dB)	Corrected Reading (dBuV/m)	Average Limit (dBuV/m)	Margin (dB)	Peak Limit (dBuV/m)	PK Margin (dB)	Azimuth (Degs)	Height (cm)	Polarity
1	5.35	67	Pk	34.7	0	-38.67	63.03	-	-	74	-10.97	171	109	H
3	5.35	49.49	RMS	34.7	.17	-38.67	45.69	54	-8.31	-	-	171	109	H
4	5.350029	50.31	RMS	34.7	.17	-38.67	46.51	54	-7.49	-	-	171	109	H
2	5.352339	68.06	Pk	34.7	0	-38.64	64.12	-	-	74	-9.88	171	109	H

Pk - Peak detector
RMS - RMS detection

UL VERIFICATION SERVICES
47173 Benicia Street, Fremont, CA 94538; USA TEL:(510) 319-4000 FAX:(510) 661-0888
This report shall not be reproduced except in full, without the written approval of UL VERIFICATION SERVICES

VERTICAL RESULT

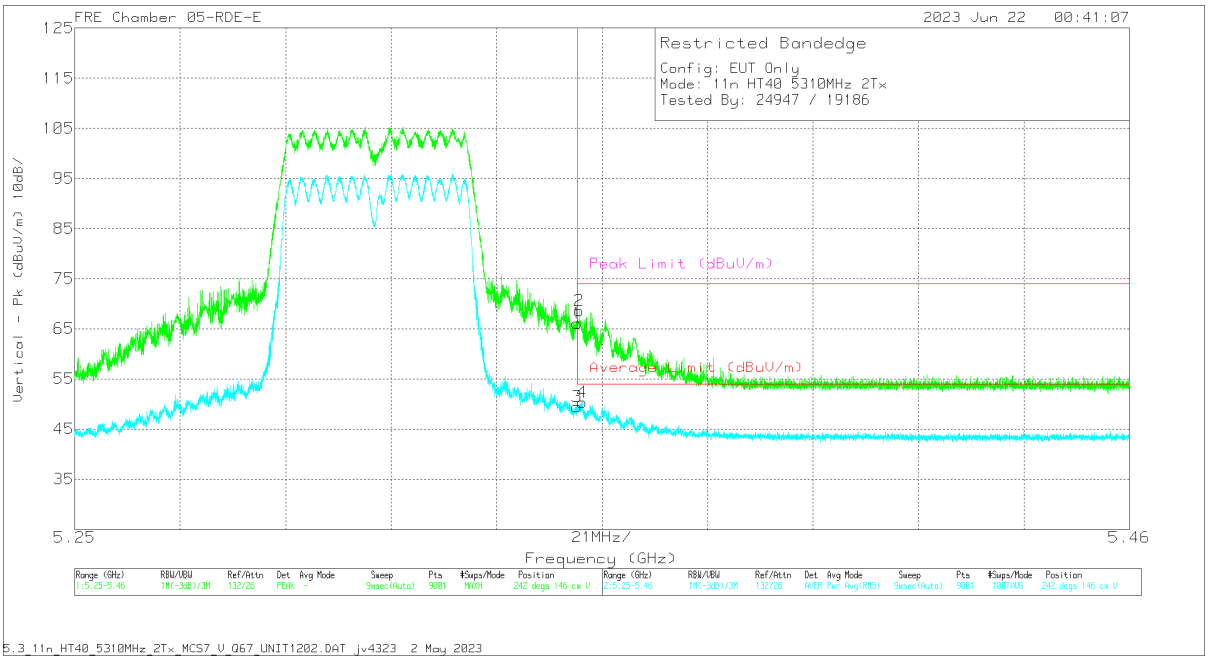

Marker	Frequency (GHz)	Meter Reading (dBuV)	Det	226671 ACF (dB) 3mH	DCCF (dB)	Gain/Loss (dB)	Corrected Reading (dBuV/m)	Average Limit (dBuV/m)	Margin (dB)	Peak Limit (dBuV/m)	PK Margin (dB)	Azimuth (Degs)	Height (cm)	Polarity
1	5.35	70.06	Pk	34.7	0	-38.67	66.09	-	-	74	-7.91	242	146	V
3	5.35	53.29	RMS	34.7	.17	-38.67	49.49	54	-4.51	-	-	242	146	V
2	5.350449	72.63	Pk	34.7	0	-38.67	68.66	-	-	74	-5.34	242	146	V
4	5.351009	54.16	RMS	34.7	.17	-38.67	50.36	54	-3.64	-	-	242	146	V

Pk - Peak detector
RMS - RMS detection

UL VERIFICATION SERVICES
47173 Benicia Street, Fremont, CA 94538; USA TEL:(510) 319-4000 FAX:(510) 661-0888
This report shall not be reproduced except in full, without the written approval of UL VERIFICATION SERVICES

1.1.19. 5.3GHz Band HARMONICS AND SPURIOUS EMISSIONS , HT40

LOW CHANNEL RESULTS

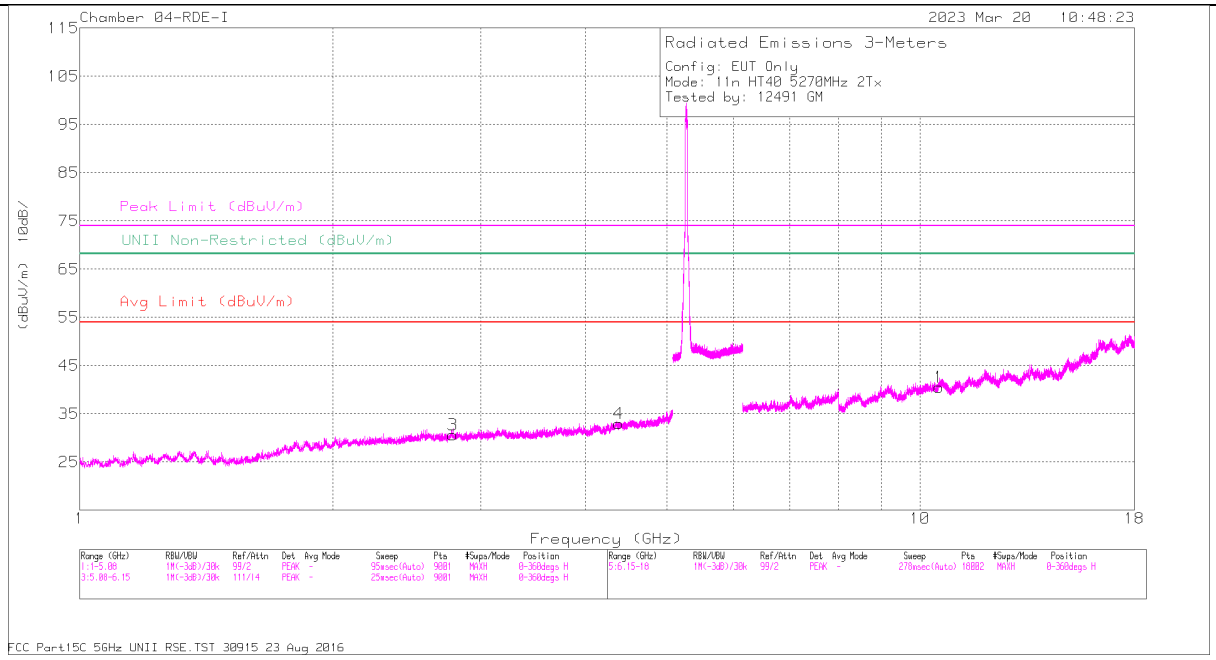

HORIZONTAL

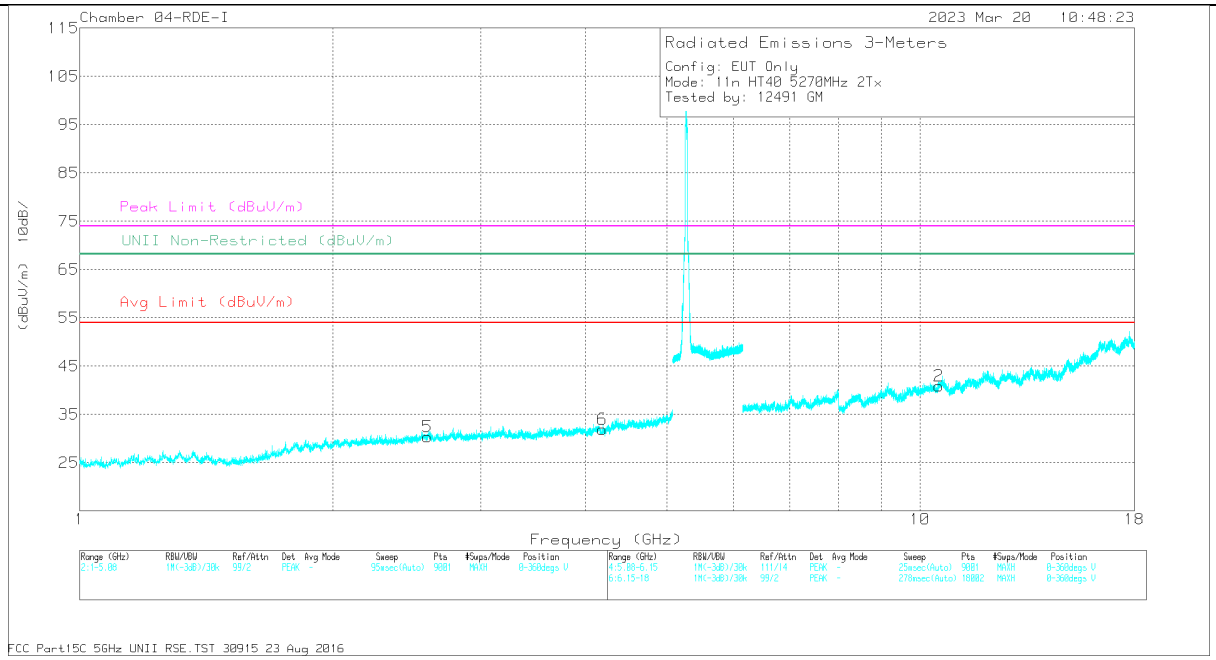

VERTICAL

UL VERIFICATION SERVICES
47173 Benicia Street, Fremont, CA 94538; USA TEL:(510) 319-4000 FAX:(510) 661-0888

This report shall not be reproduced except in full, without the written approval of UL VERIFICATION SERVICES

RADIATED EMISSIONS

Marker	Frequency (GHz)	Meter Reading (dBuV)	Det	84797 ACF (dB) - 3mH	Amp/Cbl/Fltr (dB)	Corrected Reading (dBuV/m)	Avg Limit (dBuV/m)	Margin (dB)	Peak Limit (dBuV/m)	PK Margin (dB)	UNII Non-Restricted (dBuV/m)	PK Margin (dB)	Azimuth (Degs)	Height (cm)	Polarity
3	* 2.780598	38.56	PK-U	32.5	-30.2	40.86	-	-	74	-33.14	-	-	124	217	H
	* 2.780332	27.01	ADR	32.5	-30.2	29.31	54	-24.69	-	-	-	-	124	217	H
4	* 4.381906	36.3	PK-U	33.8	-27.7	42.4	-	-	74	-31.6	-	-	337	349	H
	* 4.38336	24.86	ADR	33.8	-27.7	30.96	54	-23.04	-	-	-	-	337	349	H
5	2.595418	38.53	PK-U	32.4	-30.6	40.33	-	-	-	-	68.2	-27.87	317	195	V
6	* 4.188012	36.85	PK-U	33.5	-28.8	41.55	-	-	74	-32.45	-	-	36	155	V
	* 4.18806	25.1	ADR	33.5	-28.8	29.8	54	-24.2	-	-	-	-	36	155	V
1	10.54427	31.76	PK-U	37.5	-18.5	50.76	-	-	-	-	68.2	-17.44	124	162	H
2	10.542223	31.54	PK-U	37.5	-18.5	50.54	-	-	-	-	68.2	-17.66	118	248	V

* - indicates frequency in CFR47 Pt 15 / IC RSS-Restricted Band
PK-U - U-NII: Maximum Peak
ADR - U-NII AD primary method, RMS average

UL VERIFICATION SERVICES
47173 Benicia Street, Fremont, CA 94538; USA TEL:(510) 319-4000 FAX:(510) 661-0888
This report shall not be reproduced except in full, without the written approval of UL VERIFICATION SERVICES

HIGH CHANNEL RESULTS

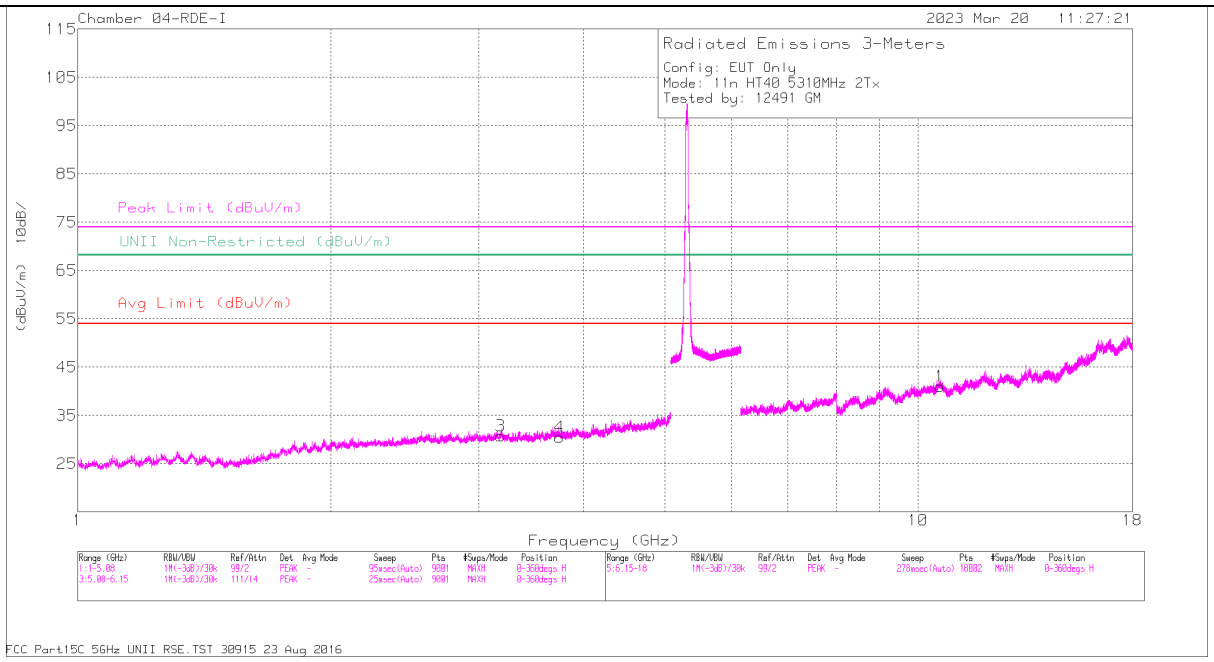

HORIZONTAL

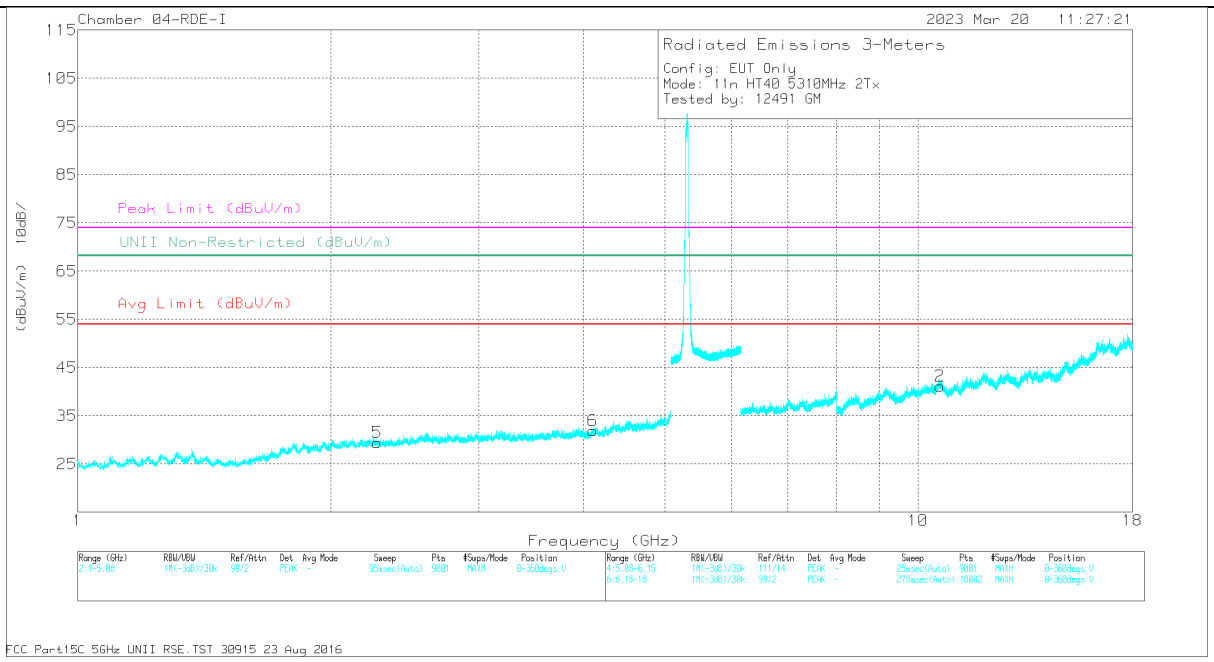

VERTICAL

UL VERIFICATION SERVICES
47173 Benicia Street, Fremont, CA 94538; USA TEL:(510) 319-4000 FAX:(510) 661-0888
This report shall not be reproduced except in full, without the written approval of UL VERIFICATION SERVICES

RADIATED EMISSIONS

Marker	Frequency (GHz)	Meter Reading (dBuV)	Det	84797 ACF (dB) - 3mH	Amp/Cbl/Fltr (dB)	Corrected Reading (dBuV/m)	Avg Limit (dBuV/m)	Margin (dB)	Peak Limit (dBuV/m)	PK Margin (dB)	UNII Non-Restricted (dBuV/m)	PK Margin (dB)	Azimuth (Degs)	Height (cm)	Polarity
3	3.185192	38.1	PK-U	33	-29.6	41.5	-	-	-	-	68.2	-26.7	249	193	H
	3.187042	26.2	ADR	33	-29.6	29.6	-	-	-	-	-	-	249	193	H
4	* 3.746769	36.69	PK-U	33.2	-29	40.89	-	-	74	-33.11	-	-	20	164	H
	* 3.749213	25.26	ADR	33.2	-29	29.46	54	-24.54	-	-	-	-	20	164	H
5	* 2.271557	38.87	PK-U	31.8	-31.5	39.17	-	-	74	-34.83	-	-	49	258	V
	* 2.27167	27.18	ADR	31.8	-31.5	27.48	54	-26.52	-	-	-	-	49	258	V
6	* 4.10238	35.85	PK-U	33.4	-28	41.25	-	-	74	-32.75	-	-	132	263	V
	* 4.100677	24	ADR	33.4	-28	29.4	54	-24.6	-	-	-	-	132	263	V
1	* 10.619527	32.46	PK-U	37.6	-18.5	51.56	-	-	74	-22.44	-	-	325	194	H
	* 10.617549	20.63	ADR	37.6	-18.5	39.73	54	-14.27	-	-	-	-	325	194	H
2	* 10.619608	32.14	PK-U	37.6	-18.5	51.24	-	-	74	-22.76	-	-	268	221	V
	* 10.617959	20.69	ADR	37.6	-18.5	39.79	54	-14.21	-	-	-	-	268	221	V

* - indicates frequency in CFR47 Pt 15 / IC RSS-Restricted Band
PK-U - U-NII: Maximum Peak
ADR - U-NII AD primary method, RMS average

UL VERIFICATION SERVICES
47173 Benicia Street, Fremont, CA 94538; USA TEL:(510) 319-4000 FAX:(510) 661-0888
This report shall not be reproduced except in full, without the written approval of UL VERIFICATION SERVICES

1.1.20. TX ABOVE 1 GHz 802.11ac VHT80 MODE IN THE 5.3 GHz BAND

1TX Antenna 6

BANDEDGE (MID CHANNEL)

HORIZONTAL RESULT

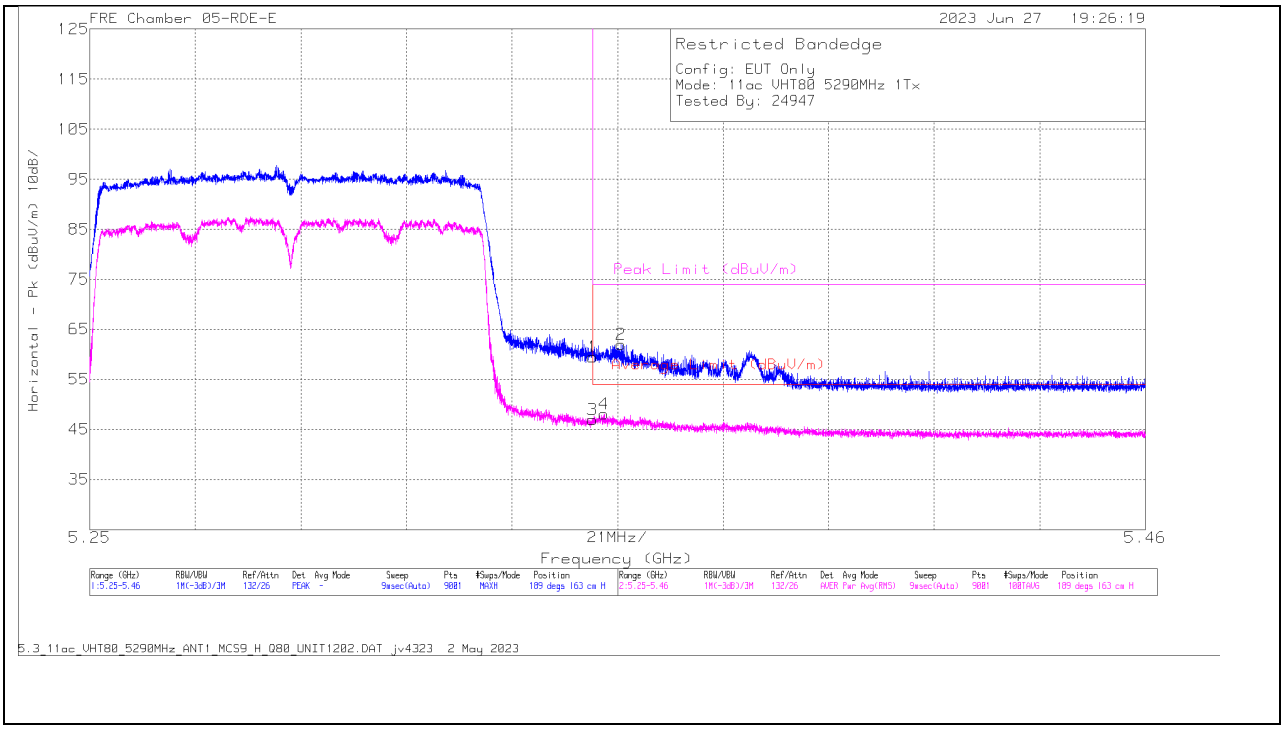

Marker	Frequency (GHz)	Meter Reading (dBuV)	Det	226671 ACF (dB) 3mH	DCCF (dB)	Gain/Loss (dB)	Corrected Reading (dBuV/m)	Average Limit (dBuV/m)	Margin (dB)	Peak Limit (dBuV/m)	PK Margin (dB)	Azimuth (Degs)	Height (cm)	Polarity
1	5.35	63.48	Pk	34.7	0	-38.67	59.51	-	-	74	-14.49	189	163	H
3	5.35	49.86	RMS	34.7	0.45	-38.67	46.49	54	-7.51	-	-	189	163	H
4	5.352292	50.99	RMS	34.7	0.45	-38.64	47.50	54	-6.50	-	-	189	163	H
2	5.355652	65.88	Pk	34.7	0	-38.63	61.95	-	-	74	-12.05	189	163	H

Pk - Peak detector
RMS - RMS detection

UL VERIFICATION SERVICES
47173 Benicia Street, Fremont, CA 94538; USA TEL:(510) 319-4000 FAX:(510) 661-0888
This report shall not be reproduced except in full, without the written approval of UL VERIFICATION SERVICES

VERTICAL RESULT

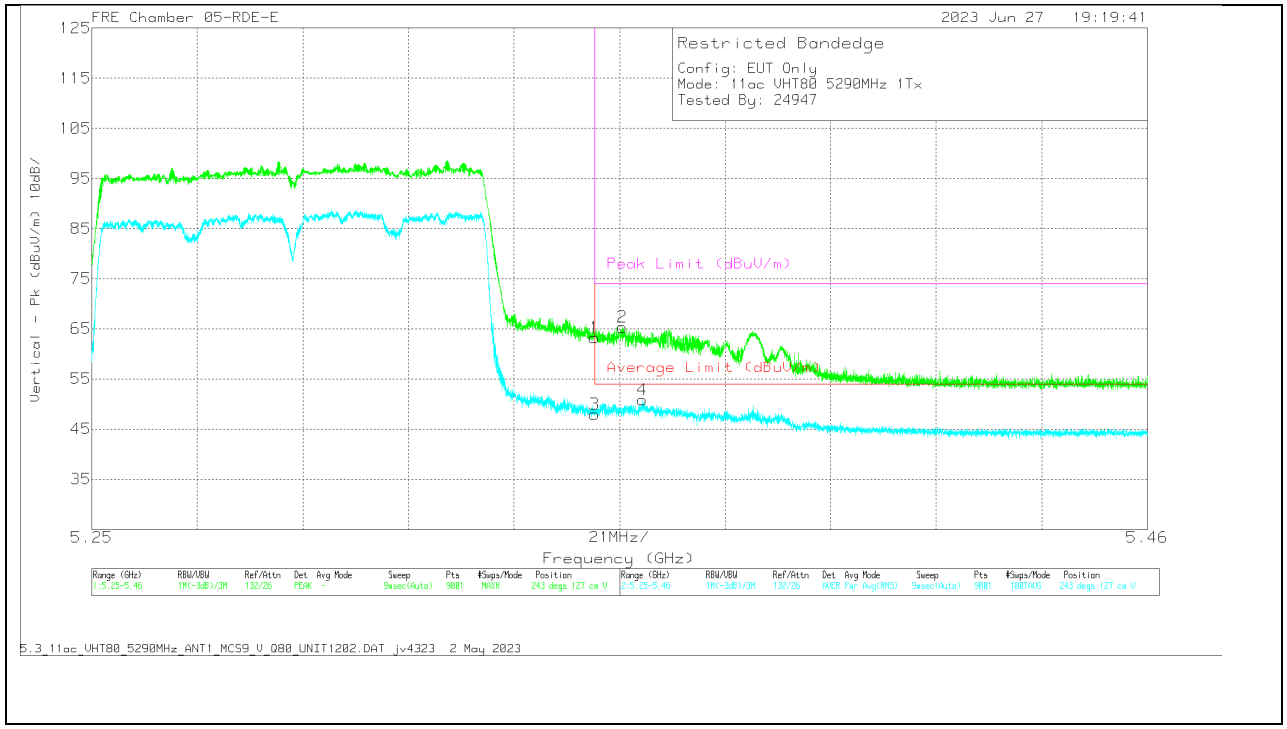

Marker	Frequency (GHz)	Meter Reading (dBuV)	Det	226671 ACF (dB) 3mH	DCCF (dB)	Gain/Loss (dB)	Corrected Reading (dBuV/m)	Average Limit (dBuV/m)	Margin (dB)	Peak Limit (dBuV/m)	PK Margin (dB)	Azimuth (Degs)	Height (cm)	Polarity
1	5.35	67.18	Pk	34.7	0	-38.67	63.21	-	-	74	-10.79	243	127	V
3	5.35	50.89	RMS	34.7	0.45	-38.67	47.37	54	-6.63	-	-	243	127	V
2	5.355605	69.23	Pk	34.7	0	-38.63	65.3	-	-	74	-8.7	243	127	V
4	5.359548	53.77	RMS	34.7	0.45	-38.61	50.31	54	-3.69	-	-	243	127	V

Pk - Peak detector
RMS - RMS detection

UL VERIFICATION SERVICES
47173 Benicia Street, Fremont, CA 94538; USA TEL:(510) 319-4000 FAX:(510) 661-0888
This report shall not be reproduced except in full, without the written approval of UL VERIFICATION SERVICES

1TX Antenna 5

BANDEDGE (MID CHANNEL)

HORIZONTAL RESULT

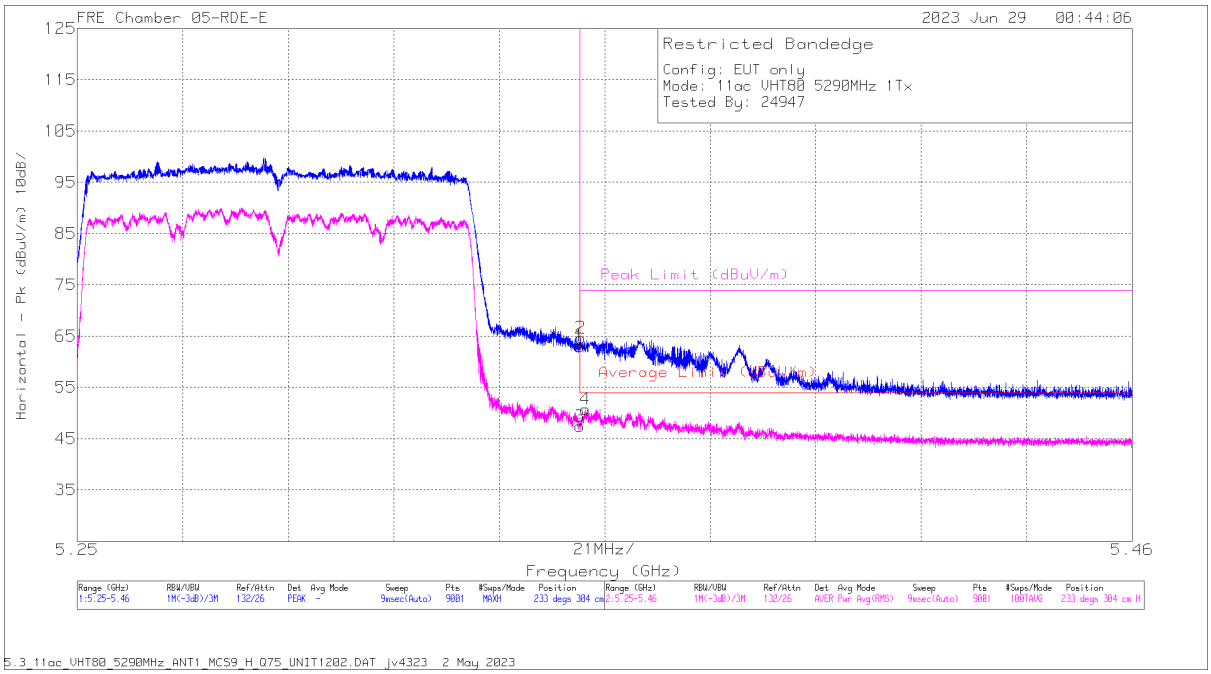

Marker	Frequency (GHz)	Meter Reading (dBuV)	Det	226671 ACF (dB) 3mH	DCCF (dB)	Gain/Loss (dB)	Corrected Reading (dBuV/m)	Average Limit (dBuV/m)	Margin (dB)	Peak Limit (dBuV/m)	PK Margin (dB)	Azimuth (Degs)	Height (cm)	Polarity
1	5.35	67.06	Pk	34.7	0	-38.67	63.09	-	-	74	-10.91	233	304	H
3	5.35	50.22	RMS	34.7	0.45	-38.67	46.70	54	-7.30	-	-	233	304	H
2	5.350215	68.6	Pk	34.7	0	-38.67	64.63	-	-	74	-9.37	233	304	H
4	5.351149	53.56	RMS	34.7	0.45	-38.67	50.04	54	-3.96	-	-	233	304	H

Pk - Peak detector
RMS - RMS detection

UL VERIFICATION SERVICES
47173 Benicia Street, Fremont, CA 94538; USA TEL:(510) 319-4000 FAX:(510) 661-0888
This report shall not be reproduced except in full, without the written approval of UL VERIFICATION SERVICES

VERTICAL RESULT

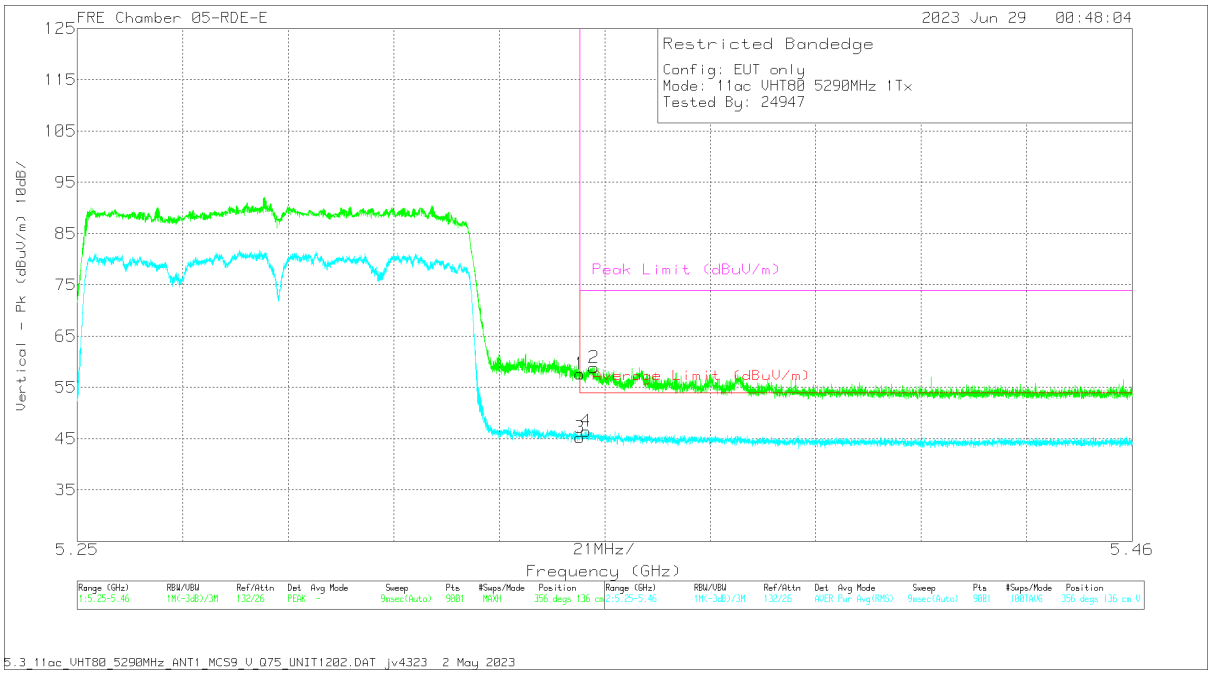

Marker	Frequency (GHz)	Meter Reading (dBuV)	Det	226671 ACF (dB) 3mH	DCCF (dB)	Gain/Loss (dB)	Corrected Reading (dBuV/m)	Average Limit (dBuV/m)	Margin (dB)	Peak Limit (dBuV/m)	PK Margin (dB)	Azimuth (Degs)	Height (cm)	Polarity
1	5.35	61.6	Pk	34.7	0	-38.67	57.63	-	-	74	-16.37	356	136	V
3	5.35	48.03	RMS	34.7	0.45	-38.67	44.51`	54	-9.49	-	-	356	136	V
4	5.351312	49.27	RMS	34.7	0.45	-38.66	45.76	54	-8.24	-	-	356	136	V
2	5.352852	62.78	Pk	34.7	0	-38.63	58.85	-	-	74	-15.15	356	136	V

Pk - Peak detector
RMS - RMS detection

UL VERIFICATION SERVICES
47173 Benicia Street, Fremont, CA 94538; USA TEL:(510) 319-4000 FAX:(510) 661-0888
This report shall not be reproduced except in full, without the written approval of UL VERIFICATION SERVICES

2TX Antenna 6 + Antenna 5 CDD MODE

BANDEDGE (MID CHANNEL)

HORIZONTAL RESULT

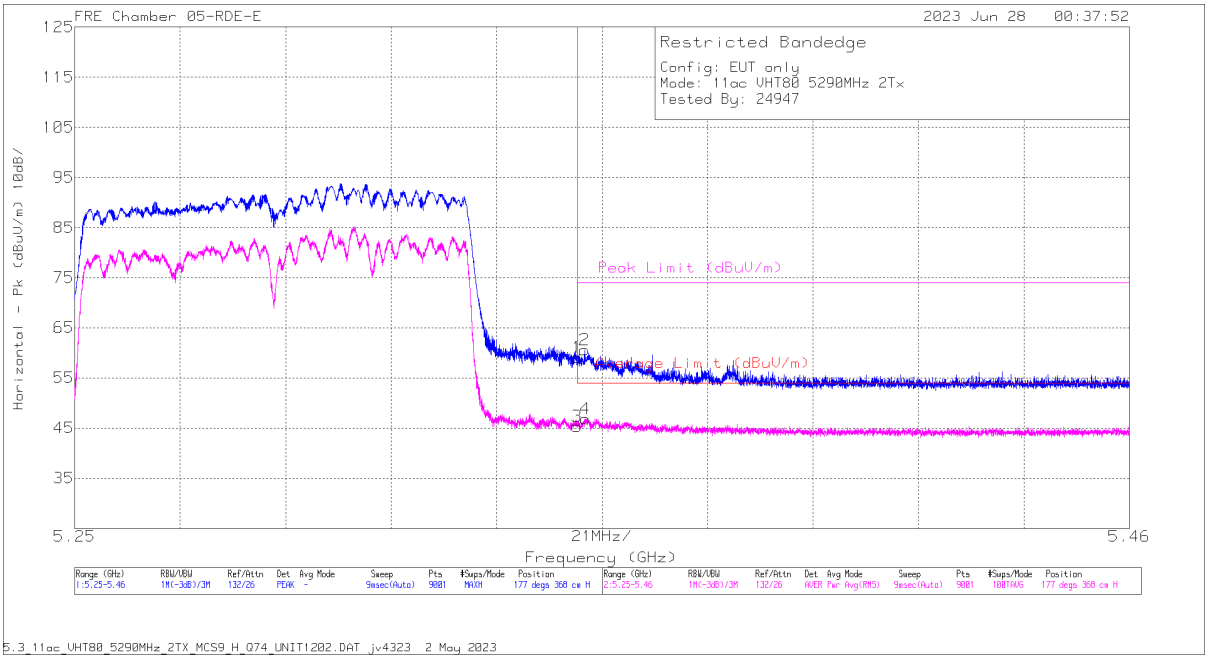

Marker	Frequency (GHz)	Meter Reading (dBuV)	Det	226671 ACF (dB) 3mH	DCCF (dB)	Gain/Loss (dB)	Corrected Reading (dBuV/m)	Average Limit (dBuV/m)	Margin (dB)	Peak Limit (dBuV/m)	PK Margin (dB)	Azimuth (Degs)	Height (cm)	Polarity
1	5.35	63.12	Pk	34.7	0	-38.67	59.15	-	-	74	-14.85	177	368	H
3	5.35	48.17	RMS	34.7	0.45	-38.67	44.65	54	-9.35	-	-	177	368	H
2	5.351499	64.58	Pk	34.7	0	-38.66	60.62	-	-	74	-13.38	177	368	H
4	5.351662	49.72	RMS	34.7	0.45	-38.66	46.16	54	-7.84	-	-	177	368	H

Pk - Peak detector
RMS - RMS detection

UL VERIFICATION SERVICES
47173 Benicia Street, Fremont, CA 94538; USA TEL:(510) 319-4000 FAX:(510) 661-0888
This report shall not be reproduced except in full, without the written approval of UL VERIFICATION SERVICES

VERTICAL RESULT

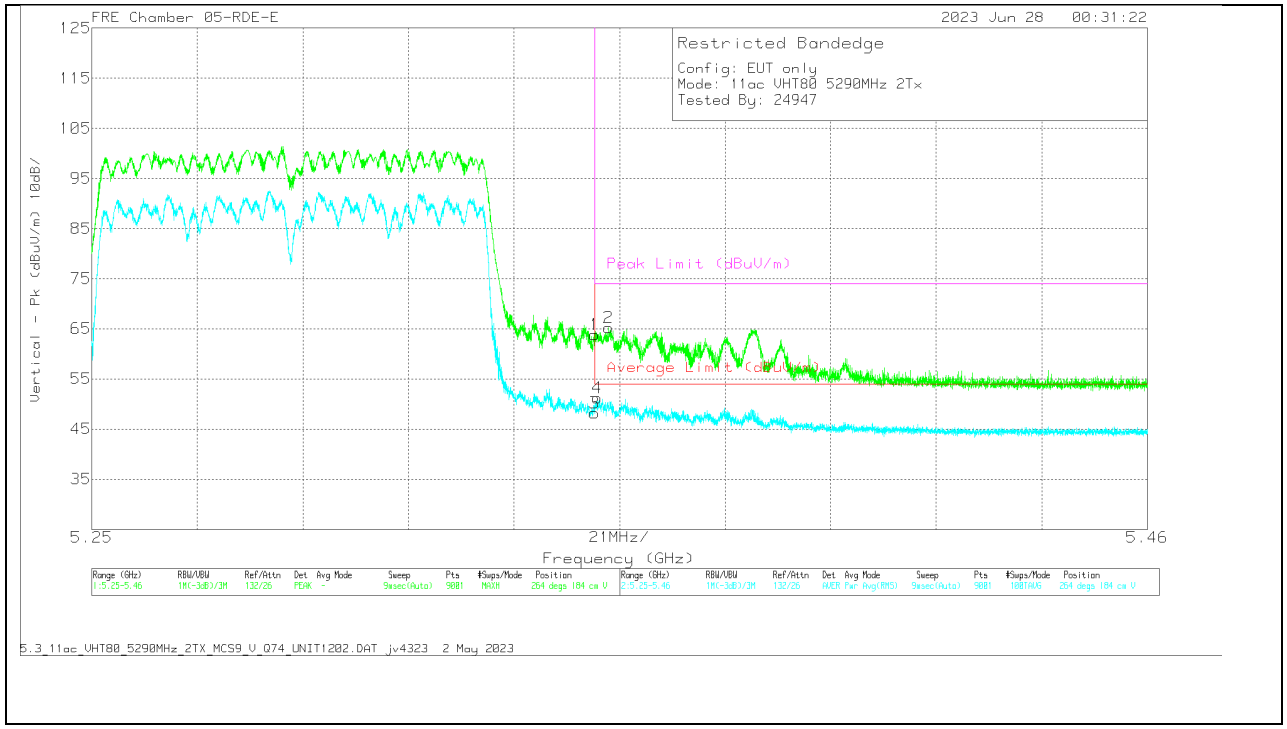

Marker	Frequency (GHz)	Meter Reading (dBuV)	Det	226671 ACF (dB) 3mH	DCCF (dB)	Gain/Loss (dB)	Corrected Reading (dBuV/m)	Average Limit (dBuV/m)	Margin (dB)	Peak Limit (dBuV/m)	PK Margin (dB)	Azimuth (Degs)	Height (cm)	Polarity
1	5.35	67.83	Pk	34.7	0	-38.67	63.86	-	-	74	-10.14	264	184	V
3	5.35	51.11	RMS	34.7	0.45	-38.67	47.59	54	-6.41	-	-	264	184	V
4	5.350519	54.05	RMS	34.7	0.45	-38.67	50.53	54	-3.47	-	-	264	184	V
2	5.352782	69.11	Pk	34.7	0	-38.63	65.18	-	-	74	-8.82	264	184	V

Pk - Peak detector
RMS - RMS detection

UL VERIFICATION SERVICES
47173 Benicia Street, Fremont, CA 94538; USA TEL:(510) 319-4000 FAX:(510) 661-0888
This report shall not be reproduced except in full, without the written approval of UL VERIFICATION SERVICES

1.1.21. 5.3GHz Band HARMONICS AND SPURIOUS EMISSIONS, VHT80

MID CHANNEL RESULTS

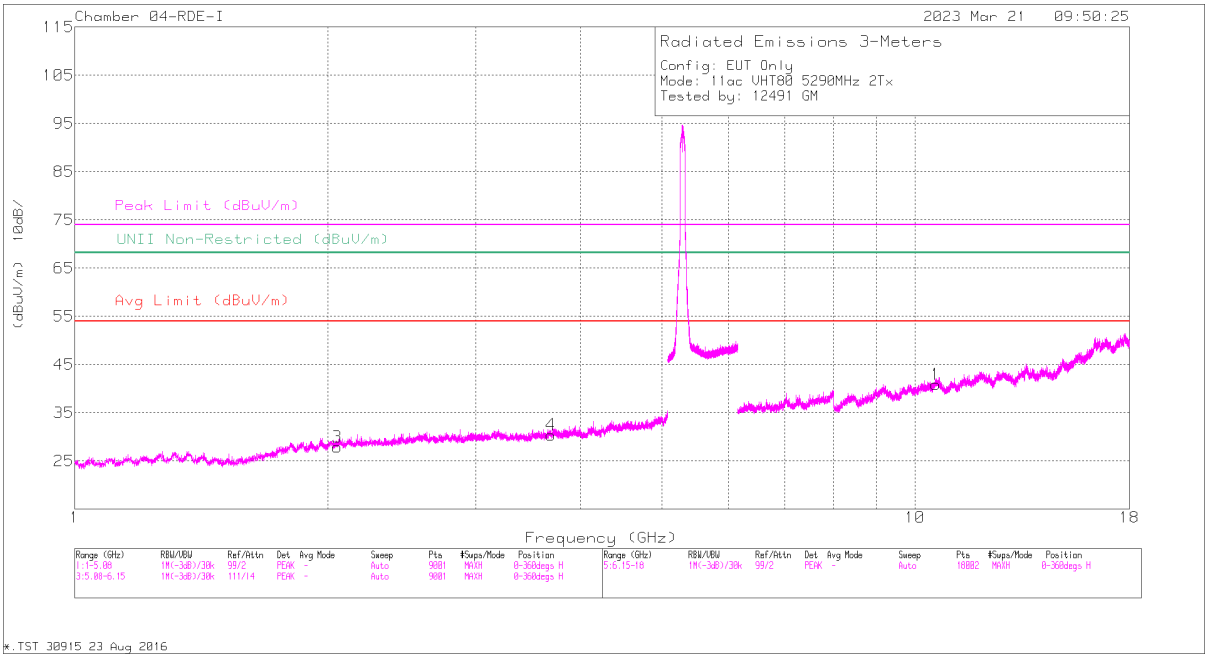

HORIZONTAL

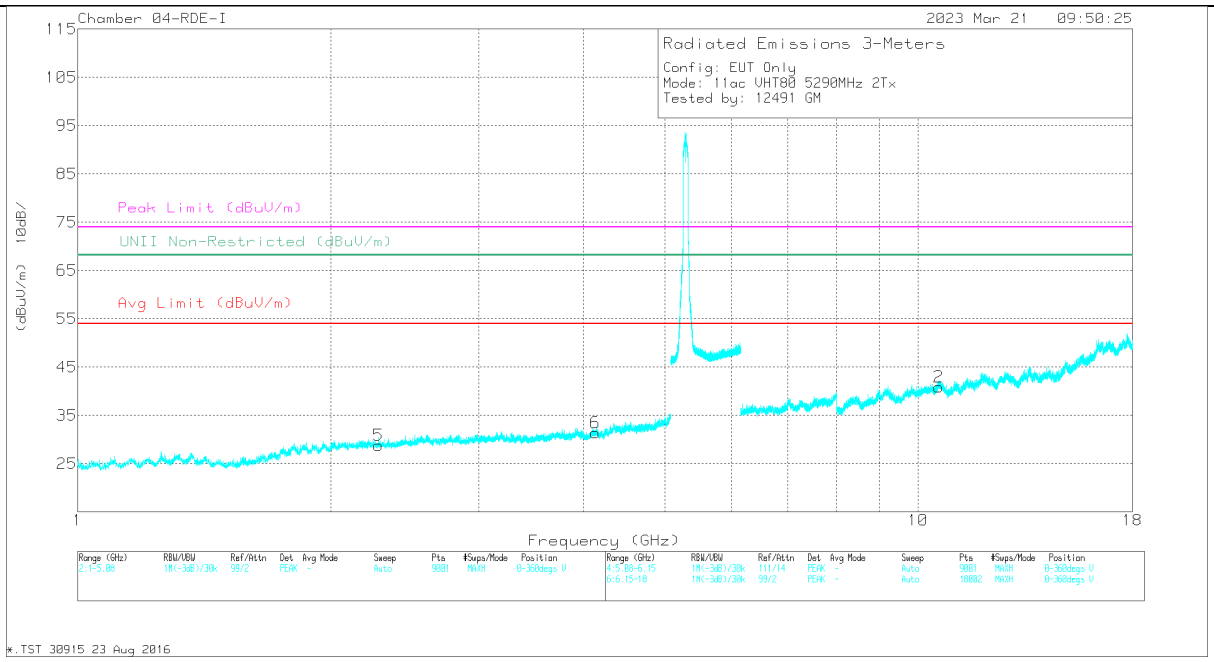

VERTICAL

UL VERIFICATION SERVICES
47173 Benicia Street, Fremont, CA 94538; USA TEL:(510) 319-4000 FAX:(510) 661-0888

This report shall not be reproduced except in full, without the written approval of UL VERIFICATION SERVICES

RADIATED EMISSIONS

Marker	Frequency (GHz)	Meter Reading (dBuV)	Det	84797 ACF (dB) - 3mH	Amp/Cbl/Fltr (dB)	DCCF (dB)	Corrected Reading (dBuV/m)	Avg Limit (dBuV/m)	Margin (dB)	Peak Limit (dBuV/m)	PK Margin (dB)	UNII Non-Restricted (dBuV/m)	PK Margin (dB)	Azimuth (Degs)	Height (cm)	Polarity
3	2.054242	38.19	PK-U	31.4	-31.8	0	37.79	-	-	-	-	68.2	-30.41	18	239	H
	2.05656	26.99	ADR	31.4	-31.7	0	26.69	-	-	-	-	-	-	18	239	H
4	* 3.685007	36.08	PK-U	33.2	-29	0	40.28	-	-	74	-33.72	-	-	351	221	H
	* 3.685251	24.4	ADR	33.2	-29	0	28.6	54	-25.4	-	-	-	-	351	221	H
5	* 2.279135	38.44	PK-U	31.7	-31.4	0	38.74	-	-	74	-35.26	-	-	27	178	V
	* 2.279196	27.08	ADR	31.7	-31.4	0	27.38	54	-26.62	-	-	-	-	27	178	V
6	* 4.128118	34.15	PK-U	33.4	-27.5	0	40.05	-	-	74	-33.95	-	-	215	324	V
	* 4.129153	22.78	ADR	33.4	-27.5	0	28.68	54	-25.32	-	-	-	-	215	324	V
1	10.582016	31.88	PK-U	37.5	-18.4	0	50.98	-	-	-	-	68.2	-17.22	90	373	H
2	10.584733	32.18	PK-U	37.5	-18.4	0	51.28	-	-	-	-	68.2	-16.92	151	208	V

* - indicates frequency in CFR47 Pt 15 / IC RSS-Restricted Band
PK-U - U-NII: Maximum Peak
ADR - U-NII AD primary method, RMS average

UL VERIFICATION SERVICES
47173 Benicia Street, Fremont, CA 94538; USA TEL:(510) 319-4000 FAX:(510) 661-0888
This report shall not be reproduced except in full, without the written approval of UL VERIFICATION SERVICES

1.1.22 TX ABOVE 1 GHz 802.11ac VHT160 MODE IN THE 5.3 GHz BAND

1TX Antenna 6

BANDEDGE (MID CHANNEL LOW EDGE)

HORIZONTAL RESULT

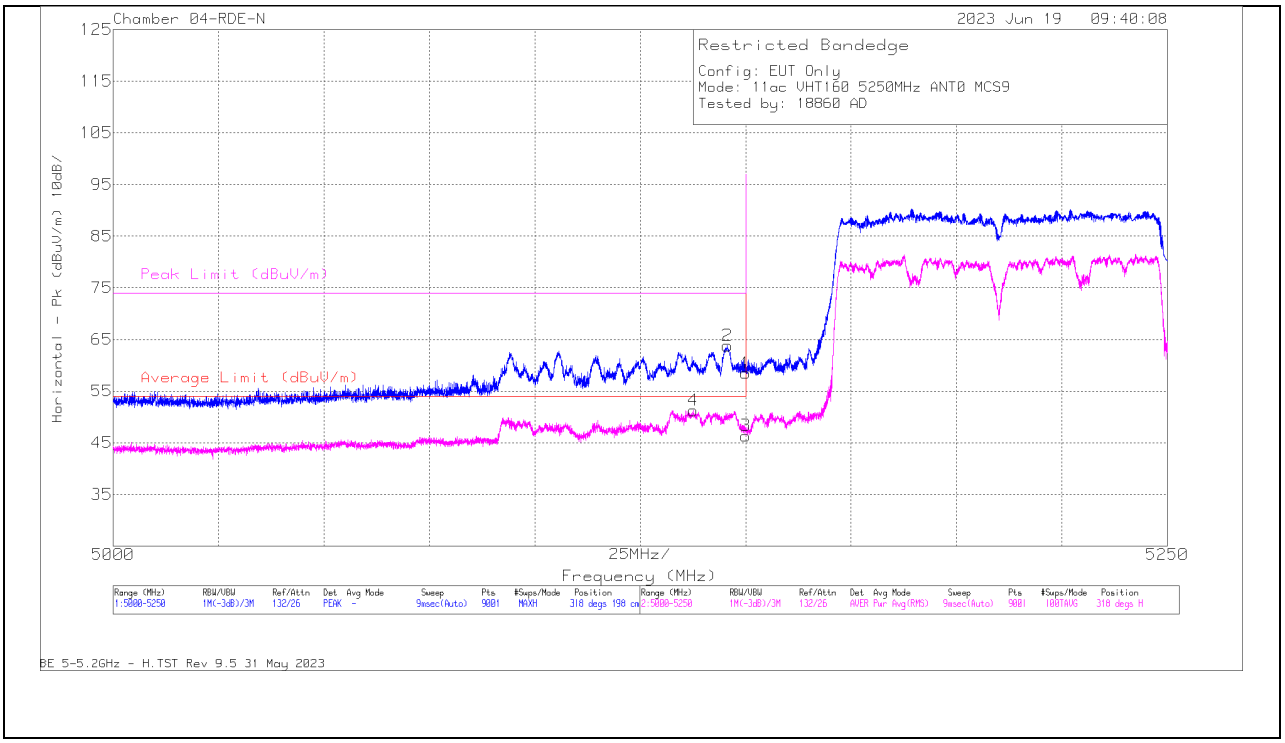

Trace Markers

Marker	Frequency (MHz)	Meter Reading (dBuV)	Det	80430 ACF(dB) - 3mH	DCCF (dB)	Gain/Loss (dB)	Corrected Reading (dBuV/m)	Average Limit (dBuV/m)	Margin (dB)	Peak Limit (dBuV/m)	PK Margin (dB)	Azimuth (Degs)	Height (cm)	Polarity
4	5137.584	54.77	RMS	34.7	1.35	-39.67	51.15	54	-2.85	-	-	318	198	H
2	5145.668	69.2	Pk	34.7	0	-40.1	63.8	-	-	74	-10.2	318	198	H
1	5150	63.77	Pk	34.6	0	-39.89	58.48	-	-	74	-15.52	318	198	H
3	5150	50.19	RMS	34.6	1.35	-39.89	46.21	54	-7.79	-	-	318	198	H

Pk - Peak detector
RMS - RMS detection

UL VERIFICATION SERVICES
47173 Benicia Street, Fremont, CA 94538; USA TEL:(510) 319-4000 FAX:(510) 661-0888
This report shall not be reproduced except in full, without the written approval of UL VERIFICATION SERVICES

VERTICAL RESULT

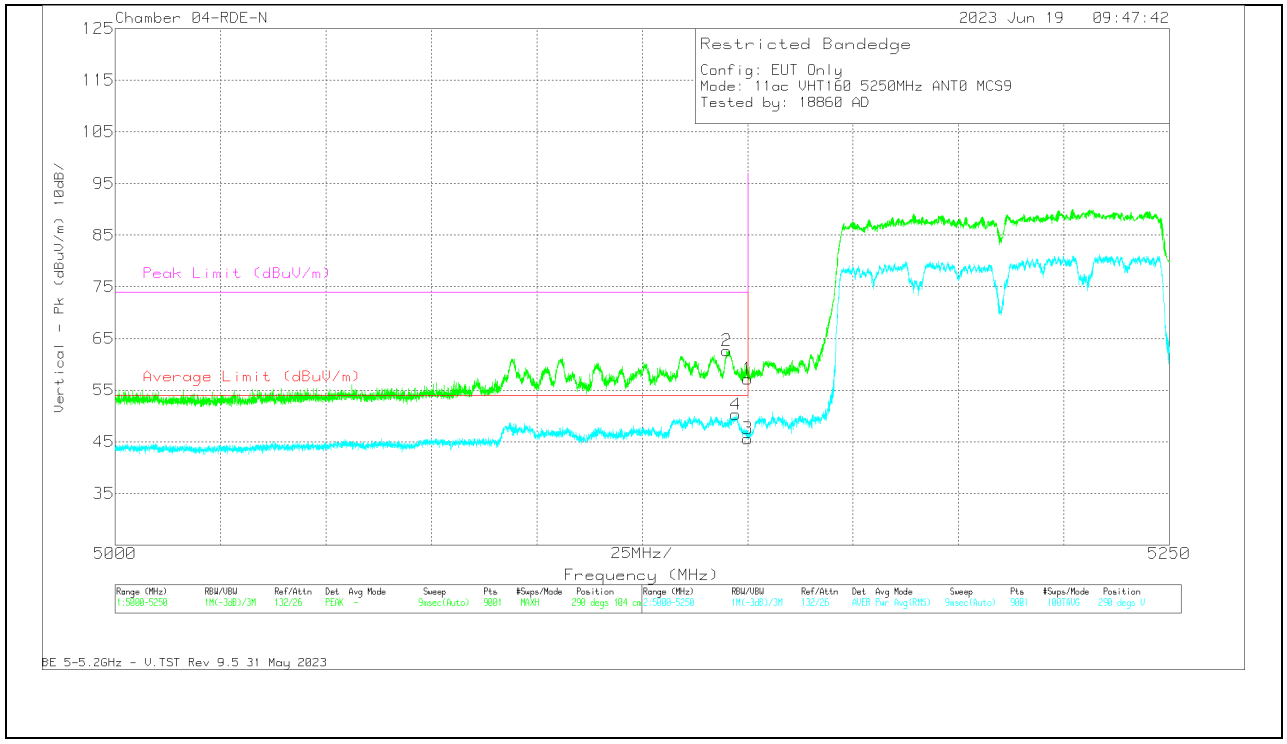

Trace Markers

Marker	Frequency (MHz)	Meter Reading (dBuV)	Det	80430 ACF(dB) - 3mH	DCCF (dB)	Gain/Loss (dB)	Corrected Reading (dBuV/m)	Average Limit (dBuV/m)	Margin (dB)	Peak Limit (dBuV/m)	PK Margin (dB)	Azimuth (Degs)	Height (cm)	Polarity
2	5145.001	68	Pk	34.7	0	-40.07	62.63	-	-	74	-11.37	290	104	V
4	5147.168	54.21	RMS	34.6	1.35	-39.95	50.21	54	-3.79	-	-	290	104	V
1	5150	62.46	Pk	34.6	0	-39.89	57.17	-	-	74	-16.83	290	104	V
3	5150	49.43	RMS	34.6	1.35	-39.89	45.49	54	-8.51	-	-	290	104	V

Pk - Peak detector
RMS - RMS detection

UL VERIFICATION SERVICES
47173 Benicia Street, Fremont, CA 94538; USA TEL:(510) 319-4000 FAX:(510) 661-0888
This report shall not be reproduced except in full, without the written approval of UL VERIFICATION SERVICES

BANDEDGE (MID CHANNEL HIGH EDGE)

HORIZONTAL RESULT

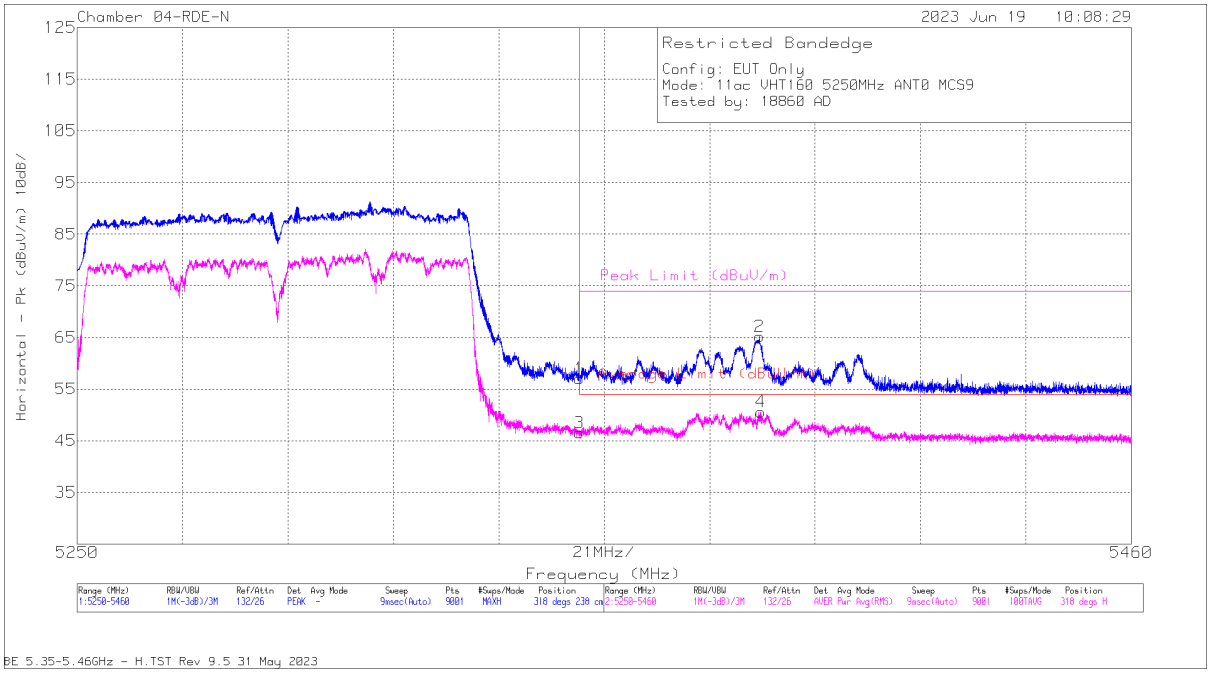

Marker	Frequency (MHz)	Meter Reading (dBuV)	Det	80430 ACF(dB) - 3mH	DCCF (dB)	Gain/Loss (dB)	Corrected Reading (dBuV/m)	Average Limit (dBuV/m)	Margin (dB)	Peak Limit (dBuV/m)	PK Margin (dB)	Azimuth (Degs)	Height (cm)	Polarity
1	5350	61.04	Pk	35.1	0	-39.12	57.02	-	-	74	-16.98	318	238	H
3	5350	49.1	RMS	35.1	1.35	-39.12	46.43	54	-7.57	-	-	318	238	H
2	5385.961	68.46	Pk	35.2	0	-38.48	65.18	-	-	74	-8.82	318	238	H
4	5386.218	52.39	RMS	35.2	1.35	-38.48	50.46	54	-3.54	-	-	318	238	H

Pk - Peak detector
RMS - RMS detection

UL VERIFICATION SERVICES
47173 Benicia Street, Fremont, CA 94538; USA TEL:(510) 319-4000 FAX:(510) 661-0888

This report shall not be reproduced except in full, without the written approval of UL VERIFICATION SERVICES

VERTICAL RESULT

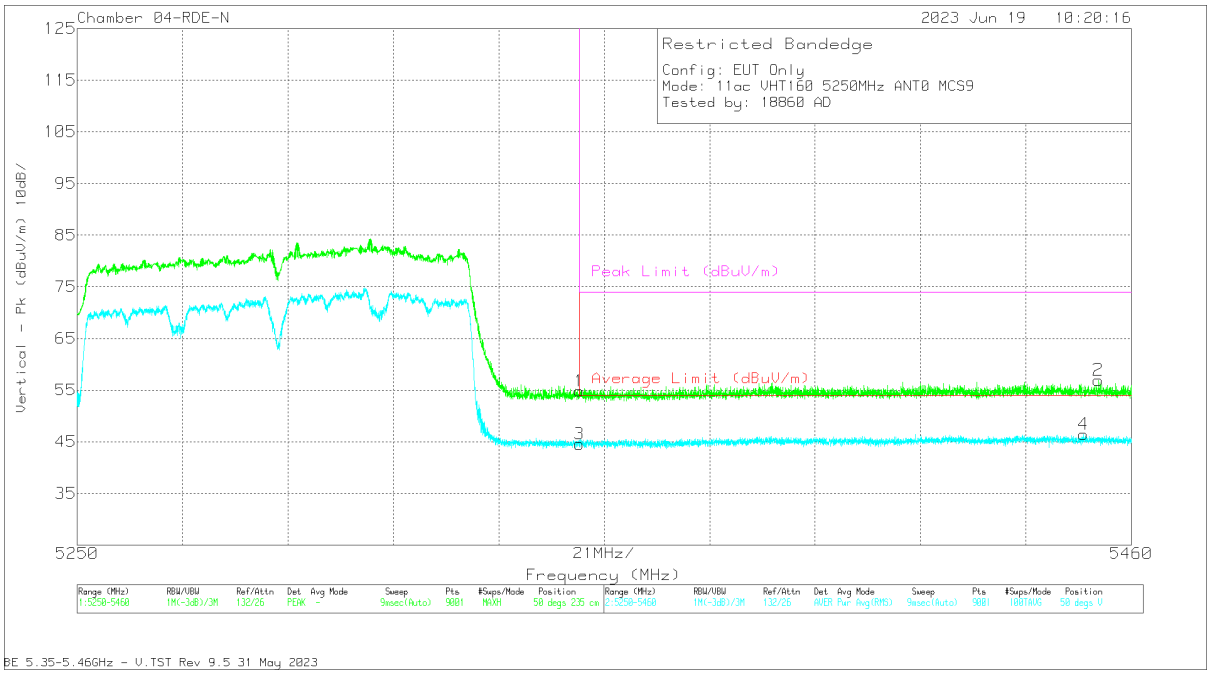

Marker	Frequency (MHz)	Meter Reading (dBuV)	Det	80430 ACF(dB) - 3mH	DCCF (dB)	Gain/Loss (dB)	Corrected Reading (dBuV/m)	Average Limit (dBuV/m)	Margin (dB)	Peak Limit (dBuV/m)	PK Margin (dB)	Azimuth (Degs)	Height (cm)	Polarity
1	5350	58.84	Pk	35.1	0	-39.12	54.82	-	-	74	-19.18	50	235	V
3	5350	47.12	RMS	35.1	1.35	-39.12	44.45	54	-9.55	-	-	50	235	V
4	5450.5	47.83	RMS	35.4	1.35	-38.24	46.34	54	-7.66	-	-	50	235	V
2	5453.417	59.77	Pk	35.4	0	-38.23	56.94	-	-	74	-17.06	50	235	V

Pk - Peak detector
RMS - RMS detection

UL VERIFICATION SERVICES
47173 Benicia Street, Fremont, CA 94538; USA TEL:(510) 319-4000 FAX:(510) 661-0888
This report shall not be reproduced except in full, without the written approval of UL VERIFICATION SERVICES

1TX Antenna 5

BANDEDGE (MID CHANNEL, LOW EDGE)

HORIZONTAL RESULT

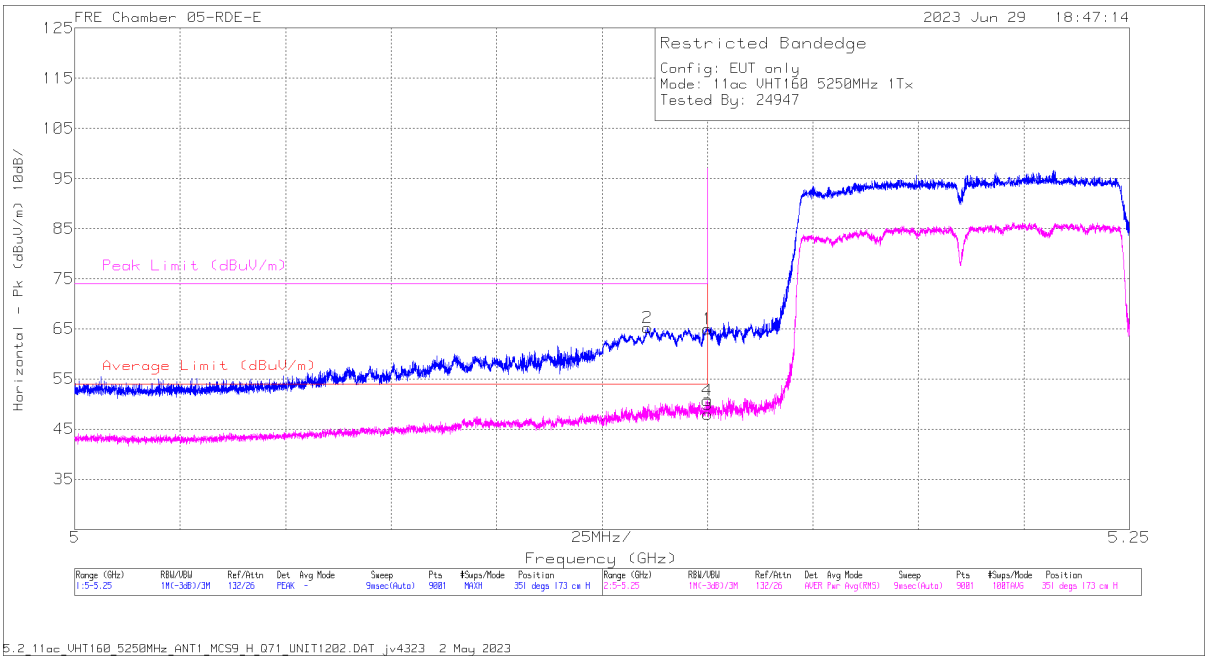

Marker	Frequency (GHz)	Meter Reading (dBuV)	Det	226671 ACF (dB) 3mH	DCCF (dB)	Gain/Loss (dB)	Corrected Reading (dBuV/m)	Average Limit (dBuV/m)	Margin (dB)	Peak Limit (dBuV/m)	PK Margin (dB)	Azimuth (Degs)	Height (cm)	Polarity
2	5.135807	70	Pk	34.2	0	-38.97	65.23	-	-	74	-8.77	351	173	H
4	5.149946	54.61	RMS	34.3	1.35	-38.81	50.09	54	-3.91	-	-	351	173	H
1	5.15	69.47	Pk	34.3	0	-38.81	64.96	-	-	74	-9.04	351	173	H
3	5.15	51.75	RMS	34.3	1.35	-38.81	47.23	54	-6.77	-	-	351	173	H

Pk - Peak detector
RMS - RMS detection

UL VERIFICATION SERVICES
47173 Benicia Street, Fremont, CA 94538; USA TEL:(510) 319-4000 FAX:(510) 661-0888
This report shall not be reproduced except in full, without the written approval of UL VERIFICATION SERVICES

VERTICAL RESULT

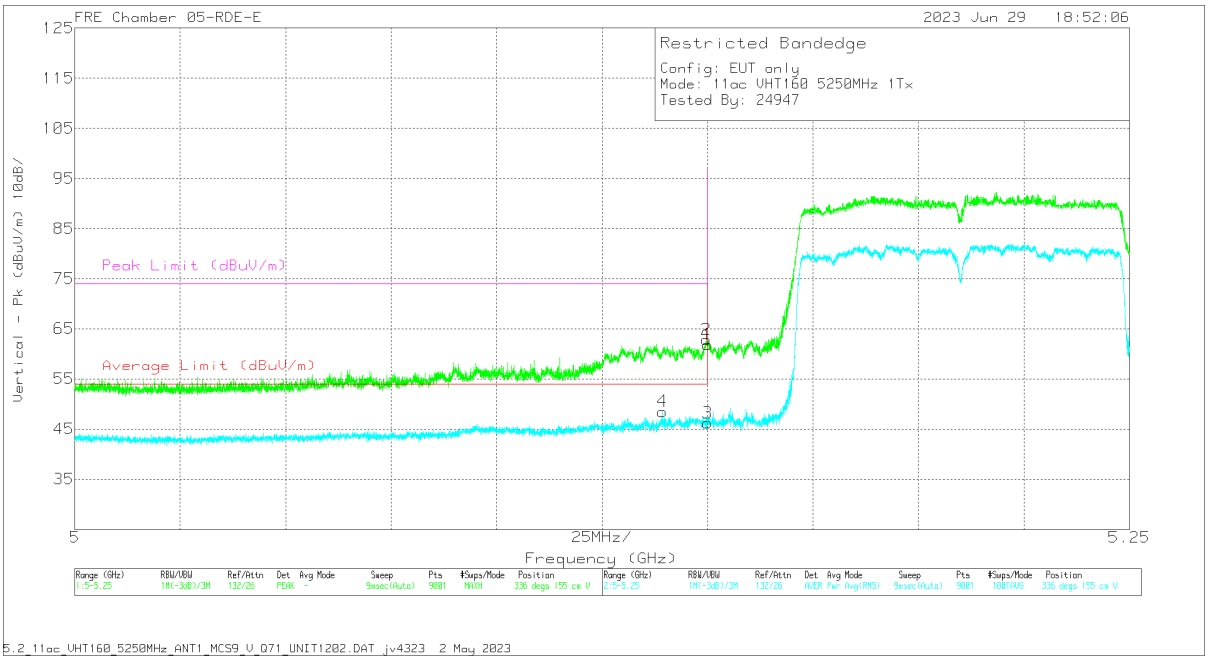

Marker	Frequency (GHz)	Meter Reading (dBuV)	Det	226671 ACF (dB) 3mH	DCCF (dB)	Gain/Loss (dB)	Corrected Reading (dBuV/m)	Average Limit (dBuV/m)	Margin (dB)	Peak Limit (dBuV/m)	PK Margin (dB)	Azimuth (Degs)	Height (cm)	Polarity
4	5.139307	52.57	RMS	34.2	1.35	-38.91	47.85	54	-5.15	-	-	336	155	V
2	5.149779	67.36	Pk	34.3	0	-38.81	62.85	-	-	74	-11.15	336	155	V
1	5.15	66.33	Pk	34.3	0	-38.81	61.82	-	-	74	-12.18	336	155	V
3	5.15	50.06	RMS	34.3	1.35	-38.81	45.54	54	-8.46	-	-	336	155	V

Pk - Peak detector
RMS - RMS detection

UL VERIFICATION SERVICES
47173 Benicia Street, Fremont, CA 94538; USA TEL:(510) 319-4000 FAX:(510) 661-0888
This report shall not be reproduced except in full, without the written approval of UL VERIFICATION SERVICES

BANDEDGE (MID CHANNEL, HIGH EDGE)

HORIZONTAL RESULT

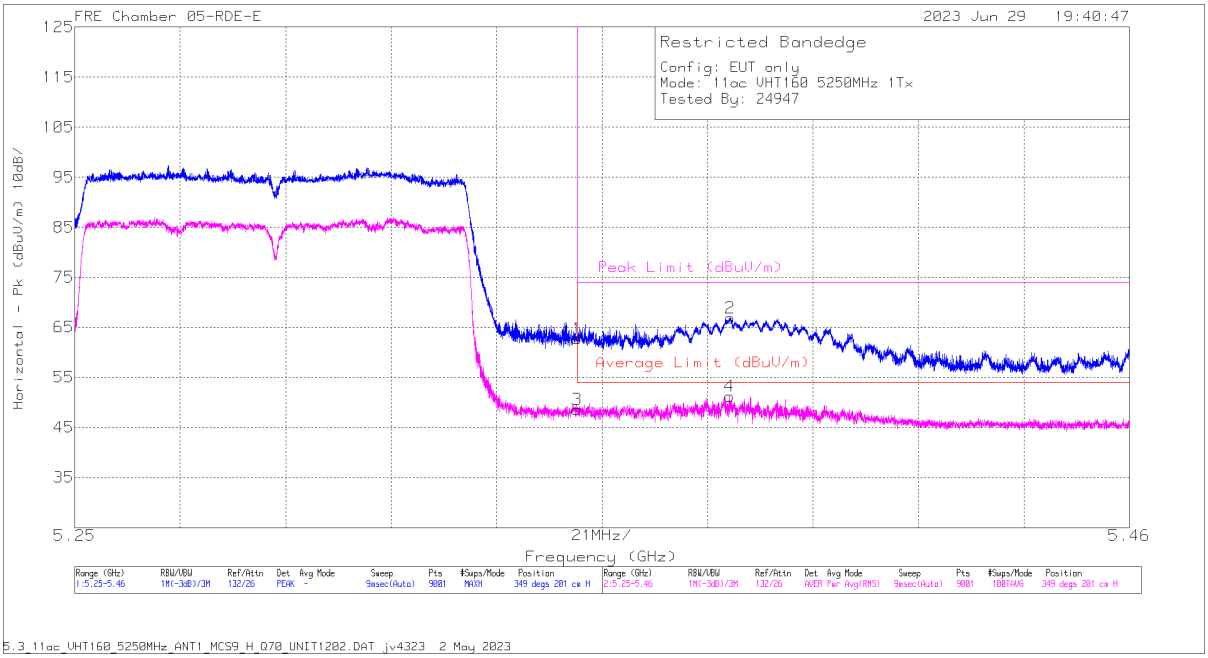

Marker	Frequency (GHz)	Meter Reading (dBuV)	Det	226671 ACF (dB) 3mH	DCCF (dB)	Gain/Loss (dB)	Corrected Reading (dBuV/m)	Average Limit (dBuV/m)	Margin (dB)	Peak Limit (dBuV/m)	PK Margin (dB)	Azimuth (Degs)	Height (cm)	Polarity
1	5.35	66.74	Pk	34.7	0	-38.67	62.77	-	-	74	-11.23	349	201	H
3	5.35	51.85	RMS	34.7	1.35	-38.67	47.87	54	-6.13	-	-	349	201	H
4	5.380338	54.41	RMS	34.7	1.35	-38.51	50.59	54	-3.41	-	-	349	201	H
2	5.380455	70.66	Pk	34.7	0	-38.51	66.85	-	-	74	-7.15	349	201	H

Pk - Peak detector
RMS - RMS detection

UL VERIFICATION SERVICES
47173 Benicia Street, Fremont, CA 94538; USA TEL:(510) 319-4000 FAX:(510) 661-0888
This report shall not be reproduced except in full, without the written approval of UL VERIFICATION SERVICES

VERTICAL RESULT

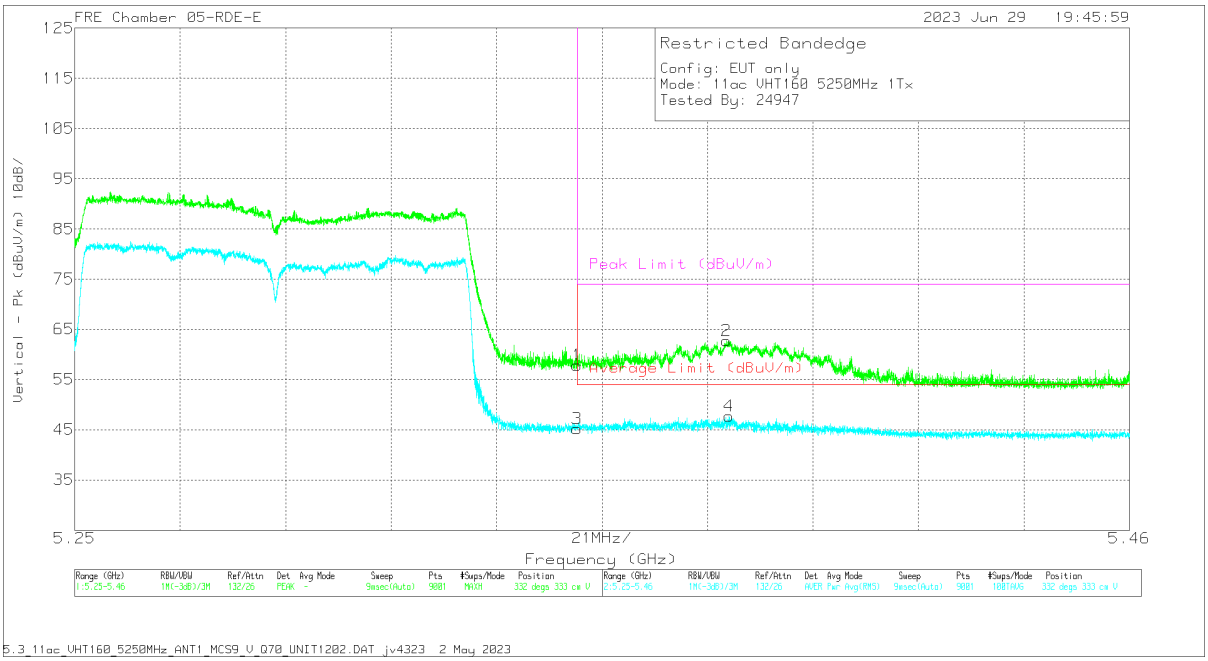

Marker	Frequency (GHz)	Meter Reading (dBuV)	Det	226671 ACF (dB) 3mH	DCCF (dB)	Gain/Loss (dB)	Corrected Reading (dBuV/m)	Average Limit (dBuV/m)	Margin (dB)	Peak Limit (dBuV/m)	PK Margin (dB)	Azimuth (Degs)	Height (cm)	Polarity
1	5.35	61.77	Pk	34.7	0	-38.67	57.8	-	-	74	-16.2	332	333	V
3	5.35	48.5	RMS	34.7	1.35	-38.67	44.52	54	9.48	-	-	332	333	V
2	5.379778	66.56	Pk	34.7	0	-38.51	62.75	-	-	74	-11.25	332	333	V
4	5.380245	50.87	RMS	34.7	1.35	-38.51	47.05	54	-6.95	-	-	332	333	V

Pk - Peak detector
RMS - RMS detection

UL VERIFICATION SERVICES
47173 Benicia Street, Fremont, CA 94538; USA TEL:(510) 319-4000 FAX:(510) 661-0888
This report shall not be reproduced except in full, without the written approval of UL VERIFICATION SERVICES

2TX Antenna 6 + Antenna 5 CDD MODE

BANDEDGE (MID CHANNEL, LOW EDGE)

HORIZONTAL RESULT

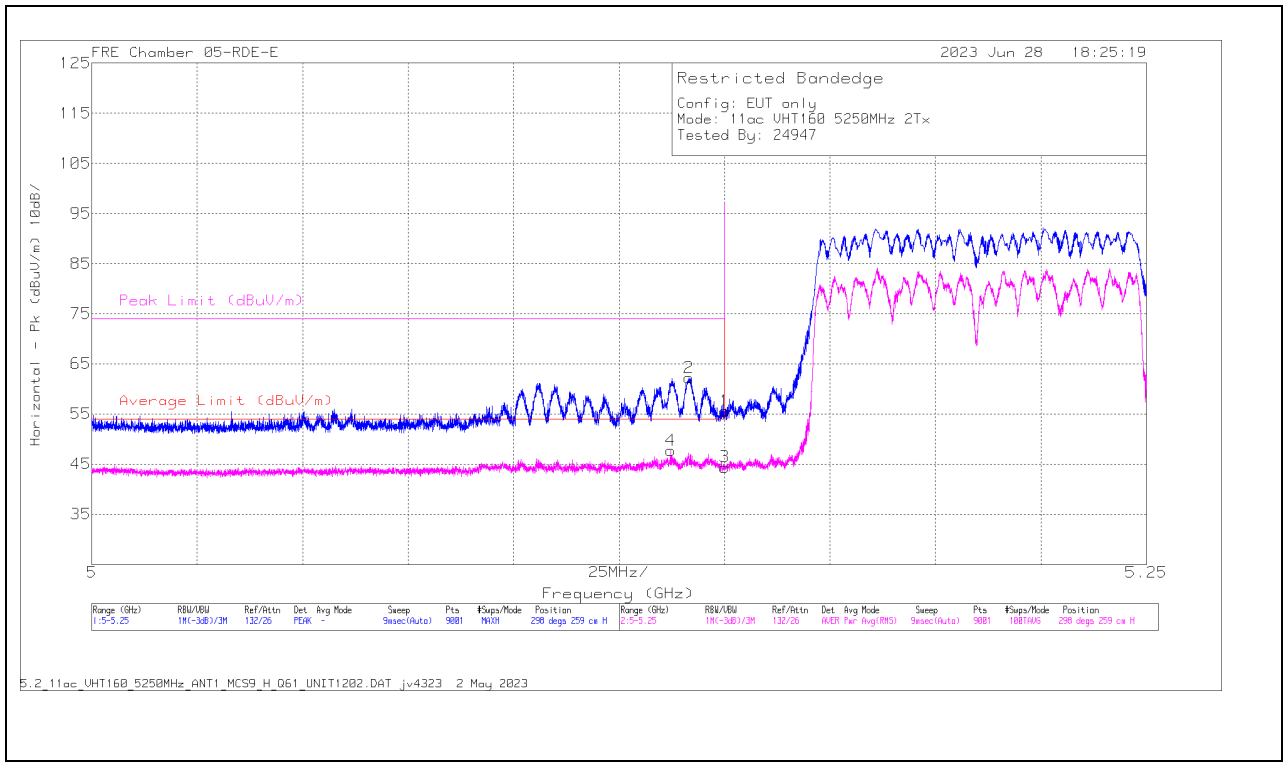

Marker	Frequency (GHz)	Meter Reading (dBuV)	Det	226671 ACF (dB) 3mH	DCCF (dB)	Gain/Loss (dB)	Corrected Reading (dBuV/m)	Average Limit (dBuV/m)	Margin (dB)	Peak Limit (dBuV/m)	PK Margin (dB)	Azimuth (Degs)	Height (cm)	Polarity
4	5.137196	51.12	RMS	34.2	1.35	-38.95	47.72	54	-6.28	-	-	298	259	H
2	5.141557	66.84	Pk	34.3	0	-38.92	62.22	-	-	74	-11.78	298	259	H
1	5.15	60.1	Pk	34.3	0	-38.81	55.59	-	-	74	-18.41	298	259	H
3	5.15	47.53	RMS	34.3	1.35	-38.81	44.37	54	-9.63	-	-	298	259	H

Pk - Peak detector
RMS - RMS detection

UL VERIFICATION SERVICES
47173 Benicia Street, Fremont, CA 94538; USA TEL:(510) 319-4000 FAX:(510) 661-0888
This report shall not be reproduced except in full, without the written approval of UL VERIFICATION SERVICES

VERTICAL RESULT

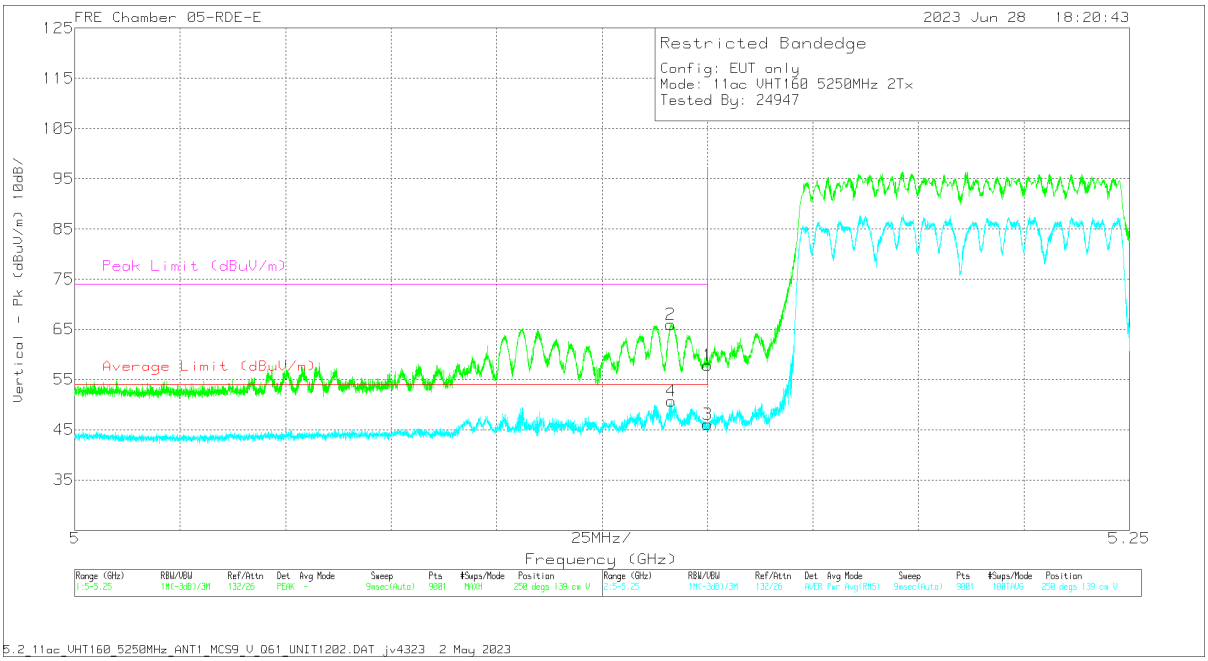

Marker	Frequency (GHz)	Meter Reading (dBuV)	Det	226671 ACF (dB) 3mH	DCCF (dB)	Gain/Loss (dB)	Corrected Reading (dBuV/m)	Average Limit (dBuV/m)	Margin (dB)	Peak Limit (dBuV/m)	PK Margin (dB)	Azimuth (Degs)	Height (cm)	Polarity
2	5.141307	70.62	Pk	34.3	0	-38.92	66	-	-	74	-8	250	139	V
4	5.141473	53.93	RMS	34.3	1.35	-38.92	50.66	54	-3.34	-	-	250	139	V
1	5.15	62.33	Pk	34.3	0	-38.81	57.82	-	-	74	-16.18	250	139	V
3	5.15	49.23	RMS	34.3	1.35	-38.81	46.07	54	-7.93	-	-	250	139	V

Pk - Peak detector
RMS - RMS detection

UL VERIFICATION SERVICES
47173 Benicia Street, Fremont, CA 94538; USA TEL:(510) 319-4000 FAX:(510) 661-0888
This report shall not be reproduced except in full, without the written approval of UL VERIFICATION SERVICES

BANDEDGE (MID CHANNEL HIGH EDGE)

HORIZONTAL RESULT

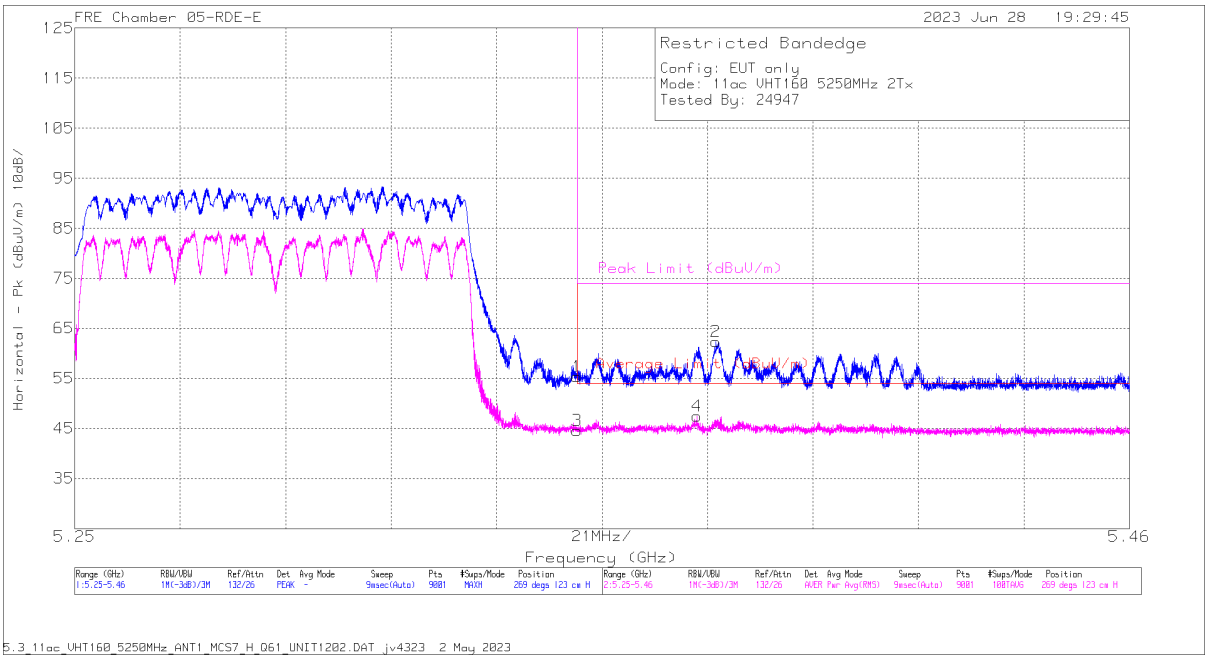

Marker	Frequency (GHz)	Meter Reading (dBuV)	Det	226671 ACF (dB) 3mH	DCCF (dB)	Gain/Loss (dB)	Corrected Reading (dBuV/m)	Average Limit (dBuV/m)	Margin (dB)	Peak Limit (dBuV/m)	PK Margin (dB)	Azimuth (Degs)	Height (cm)	Polarity
1	5.35	59.29	Pk	34.7	0	-38.67	55.32	-	-	74	-18.68	269	123	H
3	5.35	47.21	RMS	34.7	1.35	-38.67	44.59	54	-9.41	-	-	269	123	H
4	5.373945	49.98	RMS	34.7	1.35	-38.63	47.40	54	-6.60	-	-	269	123	H
2	5.377678	66.17	Pk	34.7	0	-38.53	62.34	-	-	74	-11.66	269	123	H

Pk - Peak detector
RMS - RMS detection

UL VERIFICATION SERVICES
47173 Benicia Street, Fremont, CA 94538; USA TEL:(510) 319-4000 FAX:(510) 661-0888
This report shall not be reproduced except in full, without the written approval of UL VERIFICATION SERVICES

VERTICAL RESULT

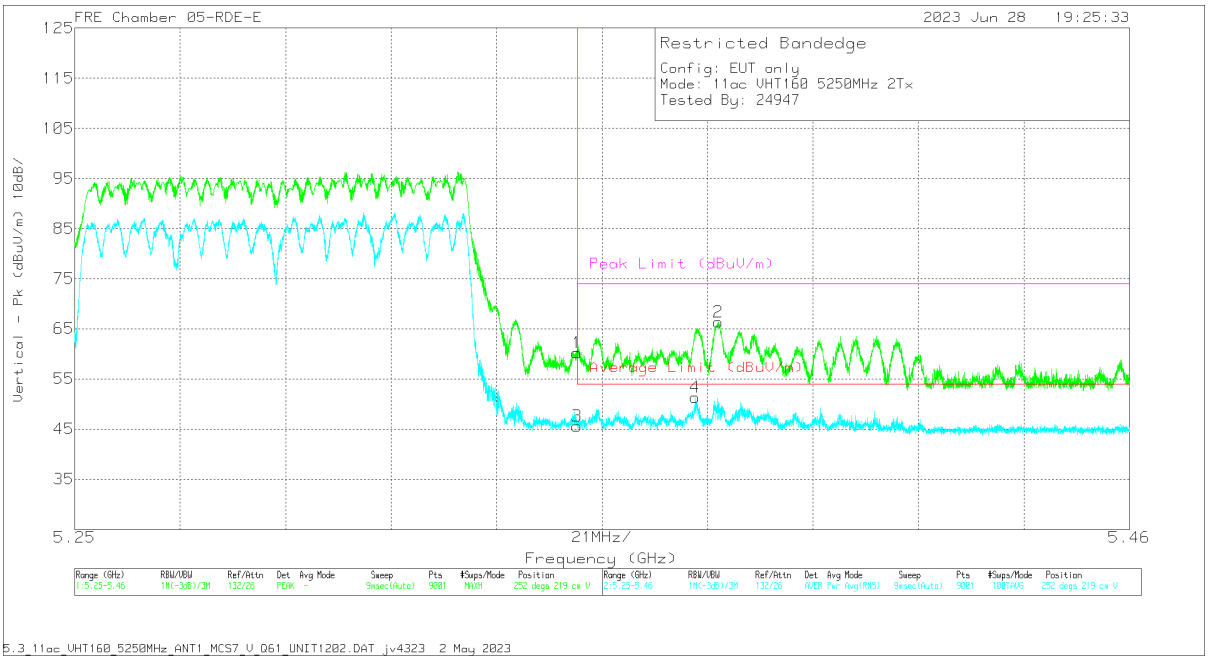

Marker	Frequency (GHz)	Meter Reading (dBuV)	Det	226671 ACF (dB) 3mH	DCCF (dB)	Gain/Loss (dB)	Corrected Reading (dBuV/m)	Average Limit (dBuV/m)	Margin (dB)	Peak Limit (dBuV/m)	PK Margin (dB)	Azimuth (Degs)	Height (cm)	Polarity
1	5.35	64.22	Pk	34.7	0	-38.67	60.25	-	-	74	-13.75	252	219	V
3	5.35	48.19	RMS	34.7	1.35	-38.67	45.57	54	-8.43	-	-	252	219	V
4	5.373572	53.85	RMS	34.7	1.35	-38.63	51.27	54	-2.73	-	-	252	219	V
2	5.378168	70.18	Pk	34.7	0	-38.52	66.36	-	-	74	-7.64	252	219	V

Pk - Peak detector
RMS - RMS detection

UL VERIFICATION SERVICES
47173 Benicia Street, Fremont, CA 94538; USA TEL:(510) 319-4000 FAX:(510) 661-0888
This report shall not be reproduced except in full, without the written approval of UL VERIFICATION SERVICES

1.1.23 5.3GHz Band, VHT160 2TX HARMONICS AND SPURIOUS EMISSIONS

MID CHANNEL RESULTS

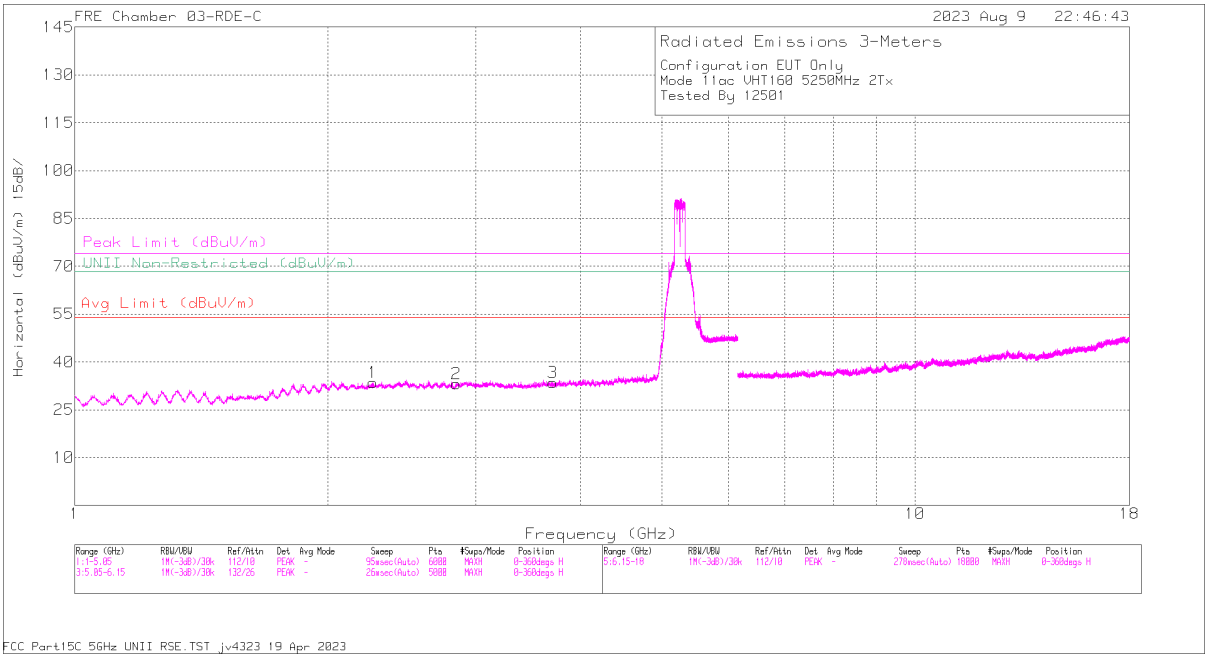

HORIZONTAL

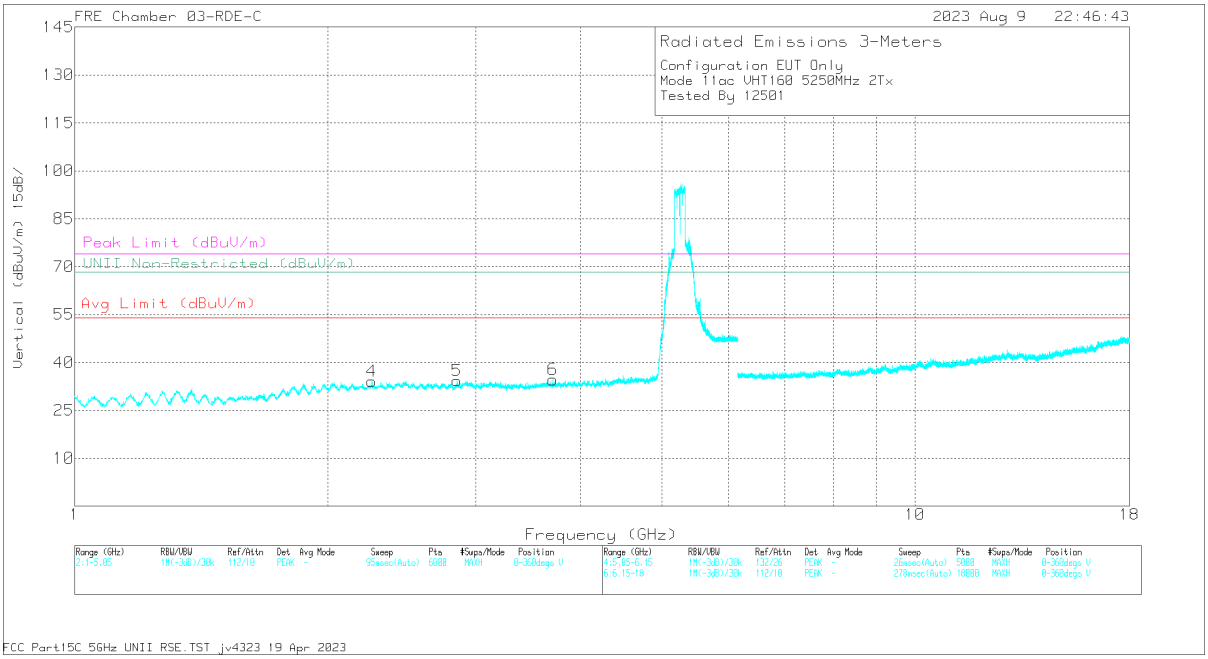

VERTICAL

UL VERIFICATION SERVICES
47173 Benicia Street, Fremont, CA 94538; USA TEL:(510) 319-4000 FAX:(510) 661-0888

This report shall not be reproduced except in full, without the written approval of UL VERIFICATION SERVICES

RADIATED EMISSIONS

Marker	Frequency (GHz)	Meter Reading (dBuV)	Det	226672 ACF (dB) 3mH	DCCF (dB)	Gain/Loss (dB)	Corrected Reading (dBuV/m)	Avg Limit (dBuV/m)	Margin (dB)	Peak Limit (dBuV/m)	PK Margin (dB)	Azimuth (Degs)	Height (cm)	Polarity
1	* 2.267266	59.82	PK-U	31.8	0	-48.6	43.02	-	-	74	-30.98	360	101	H
	* 2.265478	48.13	ADR	31.8	.35	-48.55	31.73	54	-22.27	-	-	360	101	H
2	* 2.842438	58.11	PK-U	32.4	0	-47.66	42.85	-	-	74	-31.15	360	198	H
	* 2.842543	46.72	ADR	32.4	.35	-47.65	31.82	54	-22.18	-	-	360	198	H
3	* 3.707943	56.13	PK-U	33.2	0	-46.09	43.24	-	-	74	-30.76	360	198	H
	* 3.708055	44.84	ADR	33.2	.35	-46.1	32.29	54	-21.719	-	-	360	198	H
4	* 2.258233	60.04	PK-U	31.8	0	-48.5	43.34	-	-	74	-30.66	360	198	V
	* 2.25655	48.27	ADR	31.7	.35	-48.55	31.77	54	-22.23	-	-	360	198	V
5	* 2.850249	58.41	PK-U	32.4	0	-47.6	43.21	-	-	74	-30.79	360	198	V
	* 2.849927	46.9	ADR	32.4	.35	-47.6	32.05	54	-21.95	-	-	360	198	V
6	* 3.703014	57.4	PK-U	33.2	0	-46.1	44.5	-	-	74	-29.5	360	101	V
	* 3.705424	44.6	ADR	33.2	.35	-46	32.15	54	-21.85	-	-	360	101	V

* - indicates frequency in CFR47 Pt 15 / IC RSS-Restricted Band
PK-U - U-NII: Maximum Peak
ADR - U-NII AD primary method, RMS average

UL VERIFICATION SERVICES
47173 Benicia Street, Fremont, CA 94538; USA TEL:(510) 319-4000 FAX:(510) 661-0888
This report shall not be reproduced except in full, without the written approval of UL VERIFICATION SERVICES

1.1.24 TX ABOVE 1 GHz 802.11ax HE20 MODE IN THE 5.3GHz BAND

1TX Antenna 6 MODE: 106-Tones, RU Index 54

BANDEDGE (HIGH CHANNEL)

HORIZONTAL RESULT

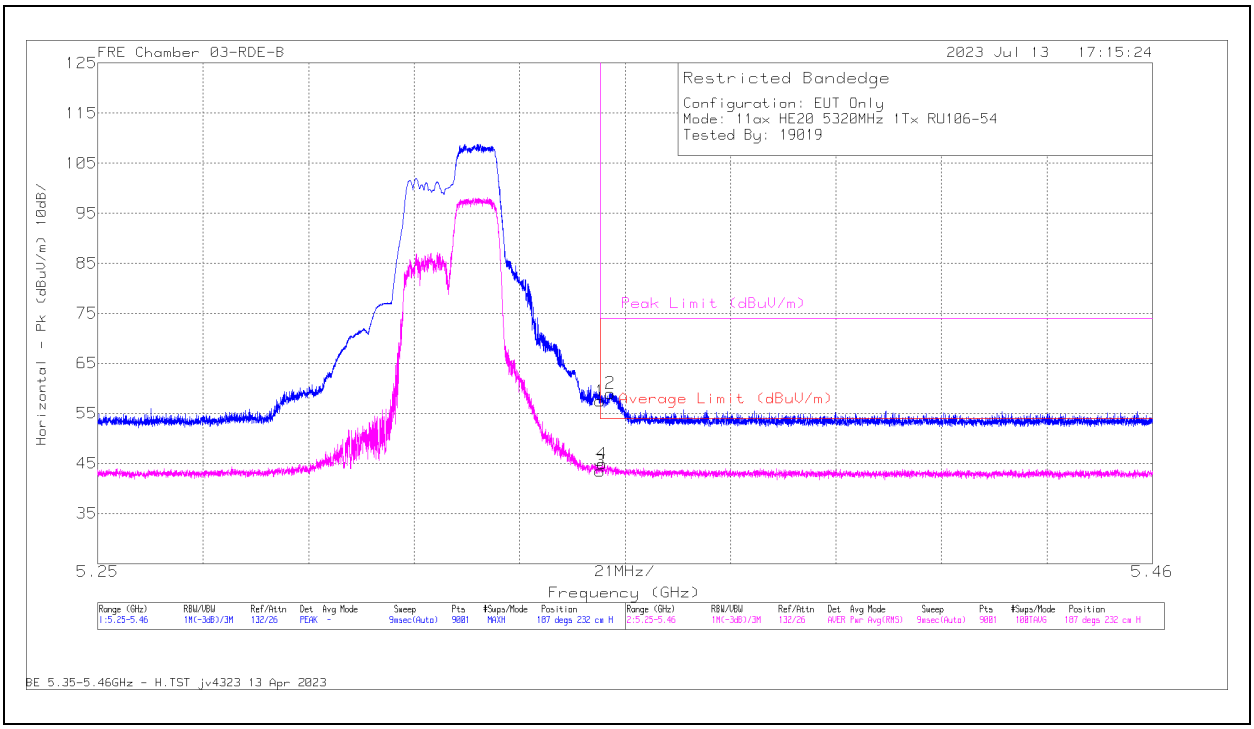

Marker	Frequency (GHz)	Meter Reading (dBuV)	Det	230300 ACF (dB/m)	DCCF (dB)	Gain/Loss (dB)	Corrected Reading (dBuV/m)	Average Limit (dBuV/m)	Margin (dB)	Peak Limit (dBuV/m)	PK Margin (dB)	Azimuth (Degs)	Height (cm)	Polarity
1	* 5.35	62.71	Pk	34.4	0	-39.6	57.51	-	-	74	-16.49	187	232	H
2	* 5.3521	64.25	Pk	34.4	0	-39.61	59.04	-	-	74	-14.96	187	232	H
3	* 5.35	48.21	RMS	34.4	.43	-39.6	43.44	54	-10.56	-	-	187	232	H
4	* 5.3504	49.65	RMS	34.4	.43	-39.6	44.88	54	-9.12	-	-	187	232	H

* - indicates frequency in CFR47 Pt 15 / IC RSS-Restricted Band
Pk - Peak detector
RMS - RMS detection

UL VERIFICATION SERVICES
47173 Benicia Street, Fremont, CA 94538; USA TEL:(510) 319-4000 FAX:(510) 661-0888
This report shall not be reproduced except in full, without the written approval of UL VERIFICATION SERVICES

VERTICAL RESULT

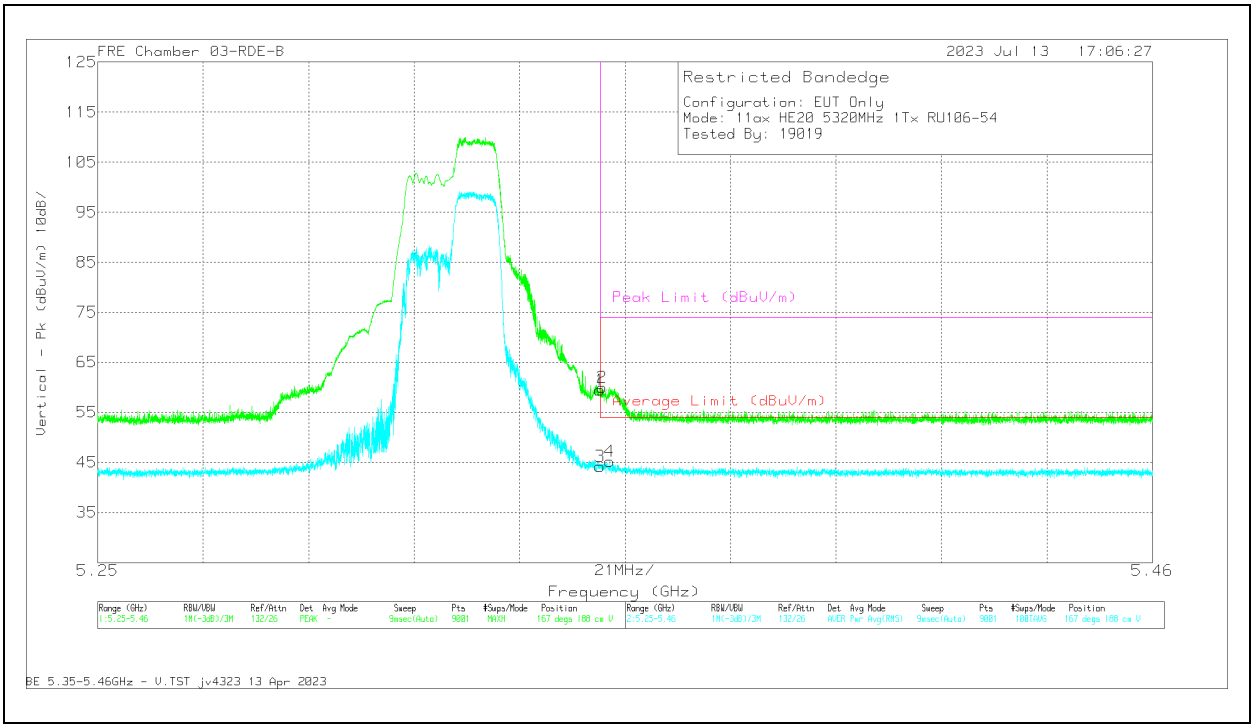

Marker	Frequency (GHz)	Meter Reading (dBuV)	Det	230300 ACF (dB/m)	DCCF (dB)	Gain/Loss (dB)	Corrected Reading (dBuV/m)	Average Limit (dBuV/m)	Margin (dB)	Peak Limit (dBuV/m)	PK Margin (dB)	Azimuth (Degs)	Height (cm)	Polarity
1	* 5.35	64.63	Pk	34.4	0	-39.6	59.43	-	-	74	-14.57	167	188	V
2	* 5.350379	65.22	Pk	34.4	0	-39.6	60.02	-	-	74	-13.98	167	188	V
3	* 5.35	48.92	RMS	34.4	.43	-39.6	44.15	54	-9.85	-	-	167	188	V
4	* 5.351895	49.95	RMS	34.4	.43	-39.6	45.18	54	-8.82	-	-	167	188	V

* - indicates frequency in CFR47 Pt 15 / IC RSS-Restricted Band
Pk - Peak detector
RMS - RMS detection

UL VERIFICATION SERVICES
47173 Benicia Street, Fremont, CA 94538; USA TEL:(510) 319-4000 FAX:(510) 661-0888
This report shall not be reproduced except in full, without the written approval of UL VERIFICATION SERVICES

1TX Antenna 6 MODE: SU, Single User

BANDEDGE (HIGH CHANNEL)

HORIZONTAL RESULT

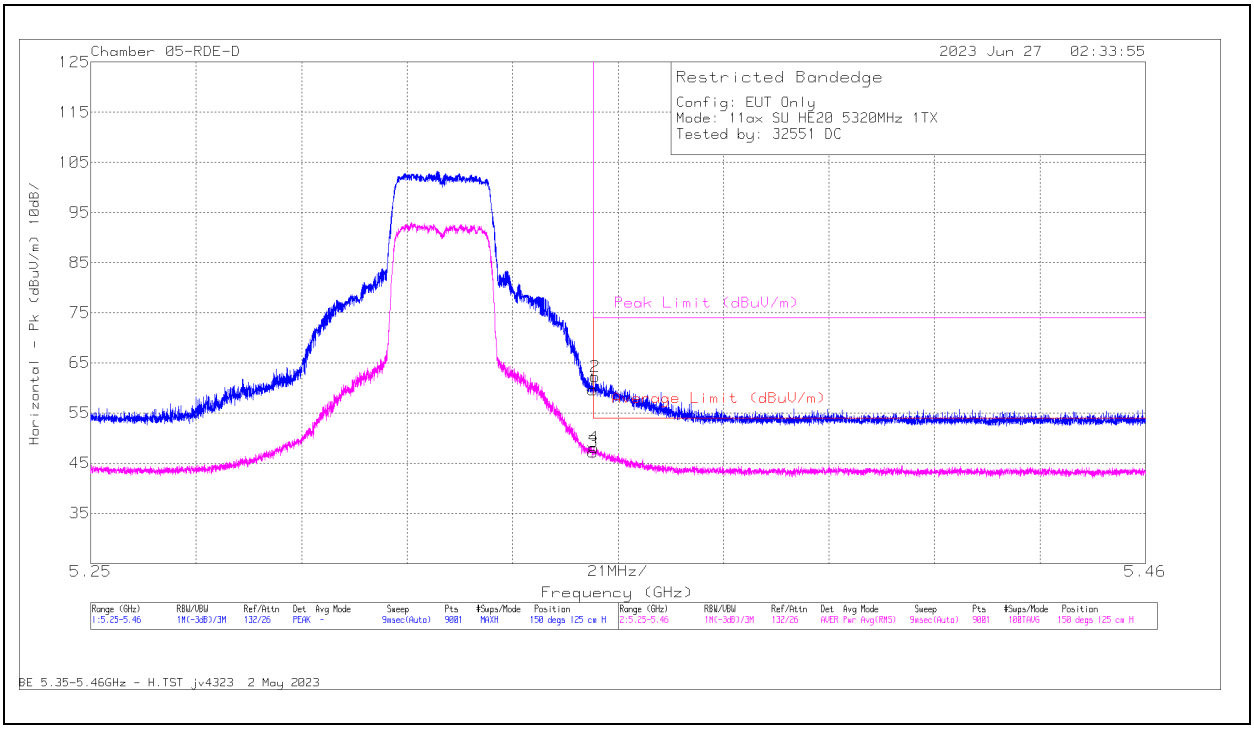

Marker	Frequency (GHz)	Meter Reading (dBuV)	Det	80402 ACF(dB) - 3mH	DCCF (dB)	Gain/Loss (dB)	Corrected Reading (dBuV/m)	Average Limit (dBuV/m)	Margin (dB)	Peak Limit (dBuV/m)	PK Margin (dB)	Azimuth (Degs)	Height (cm)	Polarity
1	5.35	63.38	Pk	34.7	0	-38.42	59.66	-	-	74	-14.34	150	125	H
3	5.35	50.33	RMS	34.7	.61	-38.42	47.22	54	-6.78	-	-	150	125	H
4	5.350145	51.22	RMS	34.7	.61	-38.42	48.11	54	-5.89	-	-	150	125	H
2	5.350472	65.9	Pk	34.7	0	-38.41	62.19	-	-	74	-11.81	150	125	H

Pk - Peak detector
RMS - RMS detection

UL VERIFICATION SERVICES
47173 Benicia Street, Fremont, CA 94538; USA TEL:(510) 319-4000 FAX:(510) 661-0888
This report shall not be reproduced except in full, without the written approval of UL VERIFICATION SERVICES

VERTICAL RESULT

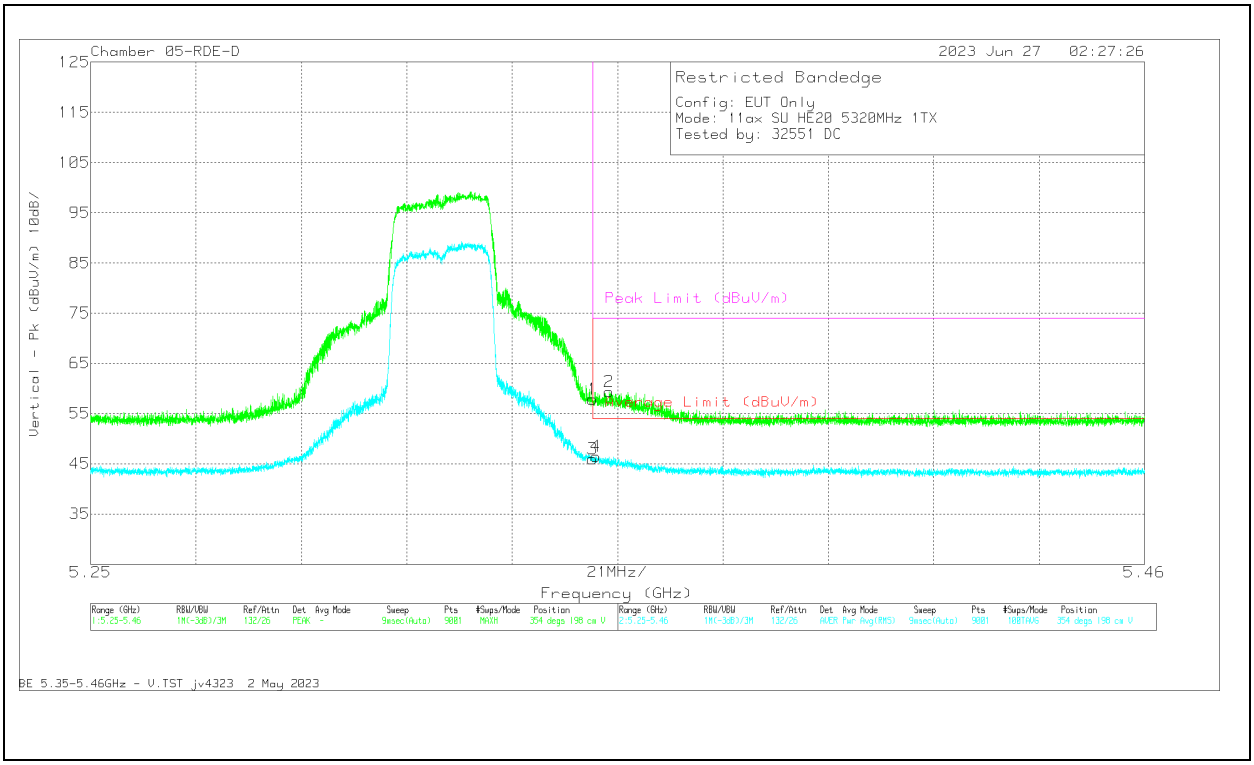

Marker	Frequency (GHz)	Meter Reading (dBuV)	Det	80402 ACF(dB) - 3mH	DCCF (dB)	Gain/Loss (dB)	Corrected Reading (dBuV/m)	Average Limit (dBuV/m)	Margin (dB)	Peak Limit (dBuV/m)	PK Margin (dB)	Azimuth (Degs)	Height (cm)	Polarity
1	5.35	61.57	Pk	34.7	0	-38.42	57.85	-	-	74	-16.15	354	198	V
3	5.35	49.06	RMS	34.7	.61	-38.42	45.95	54	-8.05	-	-	354	198	V
4	5.350705	49.51	RMS	34.7	.61	-38.41	46.41	54	-7.59	-	-	354	198	V
2	5.353319	62.99	Pk	34.7	0	-38.35	59.34	-	-	74	-14.66	354	198	V

Pk - Peak detector
RMS - RMS detection

UL VERIFICATION SERVICES
47173 Benicia Street, Fremont, CA 94538; USA TEL:(510) 319-4000 FAX:(510) 661-0888
This report shall not be reproduced except in full, without the written approval of UL VERIFICATION SERVICES

1TX Antenna 5 MODE: 106-Tones, RU Index 54

BANDEDGE (HIGH CHANNEL)

HORIZONTAL RESULT

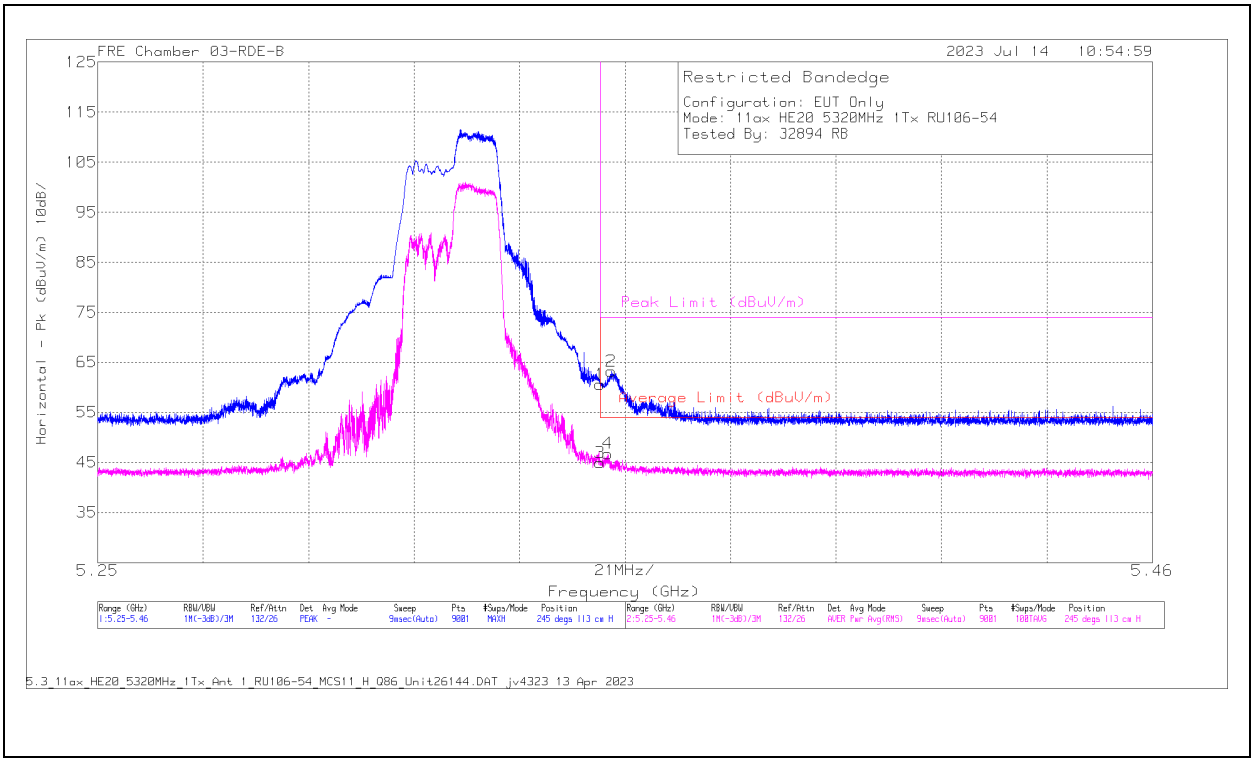

Marker	Frequency (GHz)	Meter Reading (dBuV)	Det	230300 ACF (dB/m)	DCCF (dB)	Gain/Loss (dB)	Corrected Reading (dBuV/m)	Average Limit (dBuV/m)	Margin (dB)	Peak Limit (dBuV/m)	PK Margin (dB)	Azimuth (Degs)	Height (cm)	Polarity
1	* 5.35	65.76	Pk	34.4	0	-39.6	60.56	-	-	74	-13.44	245	113	H
2	* 5.3522	68.41	Pk	34.4	0	-39.62	63.19	-	-	74	-10.81	245	113	H
3	* 5.35	49.83	RMS	34.4	.43	-39.6	45.06	54	-8.94	-	-	245	113	H
4	* 5.3515	51.61	RMS	34.4	.43	-39.6	46.84	54	-7.16	-	-	245	113	H

* - indicates frequency in CFR47 Pt 15 / IC RSS-Restricted Band
Pk - Peak detector
RMS - RMS detection

UL VERIFICATION SERVICES
47173 Benicia Street, Fremont, CA 94538; USA TEL:(510) 319-4000 FAX:(510) 661-0888
This report shall not be reproduced except in full, without the written approval of UL VERIFICATION SERVICES

VERTICAL RESULT

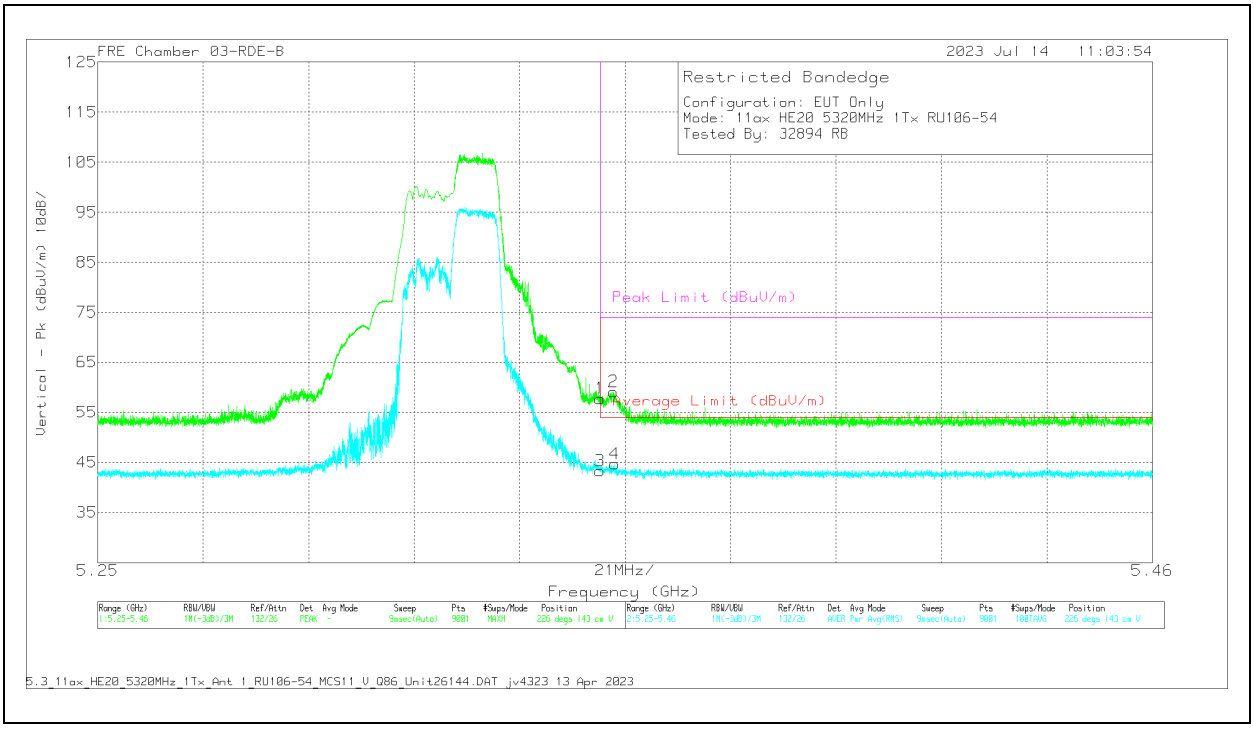

Marker	Frequency (GHz)	Meter Reading (dBuV)	Det	230300 ACF (dB/m)	DCCF (dB)	Gain/Loss (dB)	Corrected Reading (dBuV/m)	Average Limit (dBuV/m)	Margin (dB)	Peak Limit (dBuV/m)	PK Margin (dB)	Azimuth (Degs)	Height (cm)	Polarity
1	* 5.35	62.99	Pk	34.4	0	-39.6	57.79	-	-	74	-16.21	226	143	V
2	* 5.3526	64.42	Pk	34.4	0	-39.66	59.16	-	-	74	-14.84	226	143	V
3	* 5.35	48.22	RMS	34.4	.43	-39.6	43.45	54	-10.55	-	-	226	143	V
4	* 5.3529	49.69	RMS	34.4	.43	-39.69	44.83	54	-9.17	-	-	226	143	V

* - indicates frequency in CFR47 Pt 15 / IC RSS-Restricted Band
Pk - Peak detector
RMS - RMS detection

UL VERIFICATION SERVICES
47173 Benicia Street, Fremont, CA 94538; USA TEL:(510) 319-4000 FAX:(510) 661-0888
This report shall not be reproduced except in full, without the written approval of UL VERIFICATION SERVICES

1TX Antenna 5 MODE: SU, Single User

BANDEDGE (HIGH CHANNEL)

HORIZONTAL RESULT

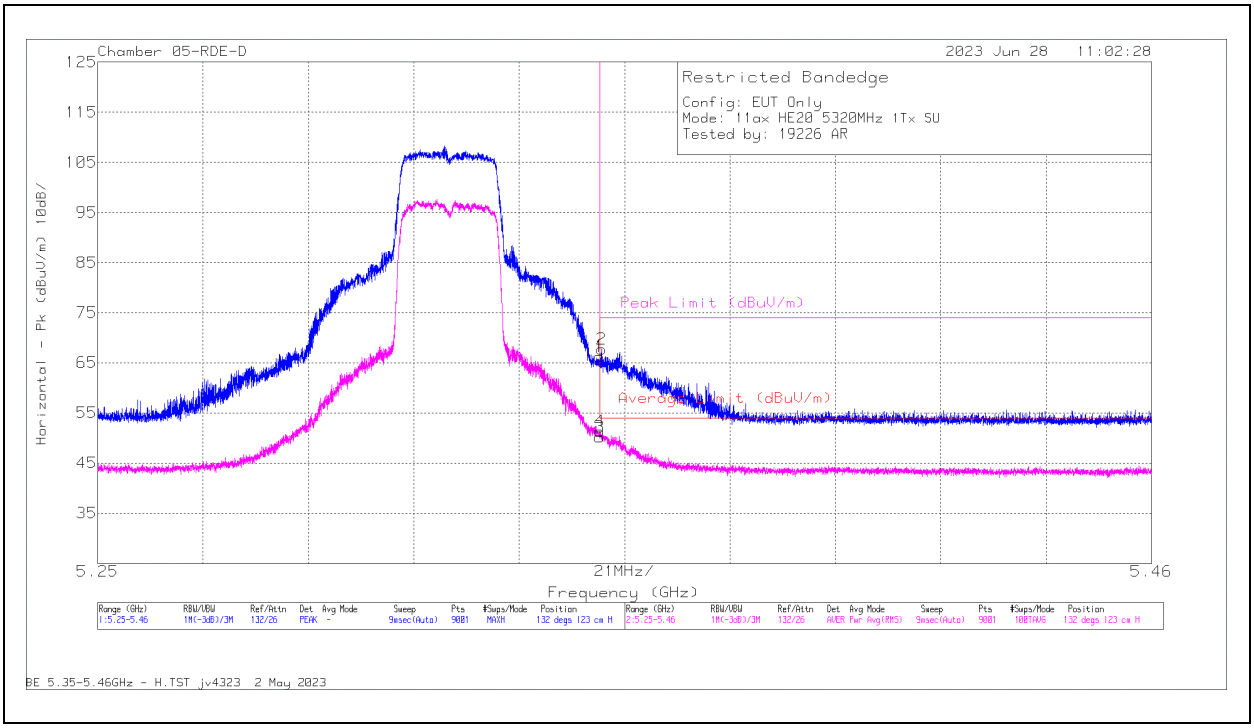

Marker	Frequency (GHz)	Meter Reading (dBuV)	Det	80402 ACF(dB) - 3mH	DCCF (dB)	Gain/Loss (dB)	Corrected Reading (dBuV/m)	Average Limit (dBuV/m)	Margin (dB)	Peak Limit (dBuV/m)	PK Margin (dB)	Azimuth (Degs)	Height (cm)	Polarity
1	5.35	69.99	Pk	34.7	0	-38.42	66.27	-	-	74	-7.73	132	123	H
3	5.35	53.37	RMS	34.7	.61	-38.42	50.26	54	-3.74	-	-	132	123	H
4	5.350099	54.46	RMS	34.7	.61	-38.42	51.35	54	-2.65	-	-	132	123	H
2	5.350495	71.49	Pk	34.7	0	-38.41	67.78	-	-	74	-6.22	132	123	H

Pk - Peak detector
RMS - RMS detection

UL VERIFICATION SERVICES
47173 Benicia Street, Fremont, CA 94538; USA TEL:(510) 319-4000 FAX:(510) 661-0888
This report shall not be reproduced except in full, without the written approval of UL VERIFICATION SERVICES

VERTICAL RESULT

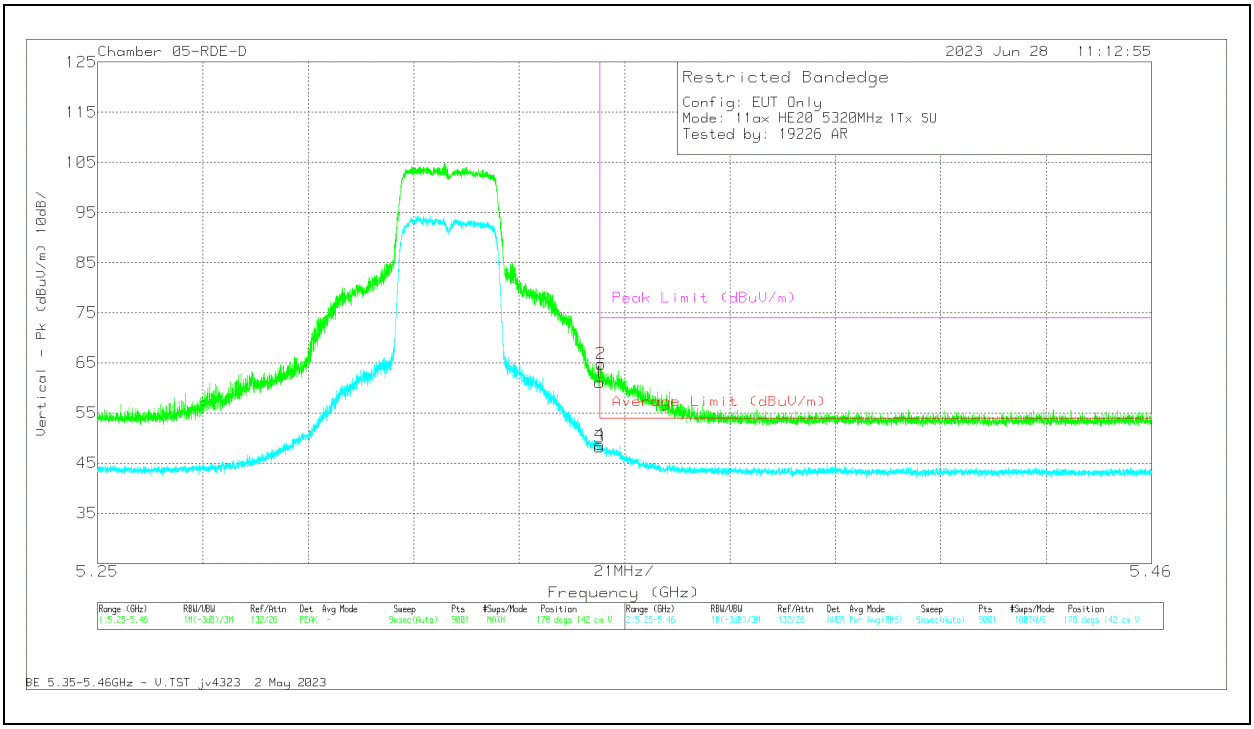

Marker	Frequency (GHz)	Meter Reading (dBuV)	Det	80402 ACF(dB) - 3mH	DCCF (dB)	Gain/Loss (dB)	Corrected Reading (dBuV/m)	Average Limit (dBuV/m)	Margin (dB)	Peak Limit (dBuV/m)	PK Margin (dB)	Azimuth (Degs)	Height (cm)	Polarity
1	5.35	64.8	Pk	34.7	0	-38.42	61.08	-	-	74	-12.92	178	142	V
3	5.35	51.43	RMS	34.7	.61	-38.42	48.32	54	-5.68	-	-	178	142	V
4	5.350099	51.87	RMS	34.7	.61	-38.42	48.76	54	-5.24	-	-	178	142	V
2	5.350332	68.51	Pk	34.7	0	-38.41	64.8	-	-	74	-9.2	178	142	V

Pk - Peak detector
RMS - RMS detection

UL VERIFICATION SERVICES
47173 Benicia Street, Fremont, CA 94538; USA TEL:(510) 319-4000 FAX:(510) 661-0888
This report shall not be reproduced except in full, without the written approval of UL VERIFICATION SERVICES

1.1.25 5.3GHz BAND HARMONICS AND SPURIOUS EMISSIONS, 2TX 11ax HE20 RU106 Mode

LOW CHANNEL RESULTS

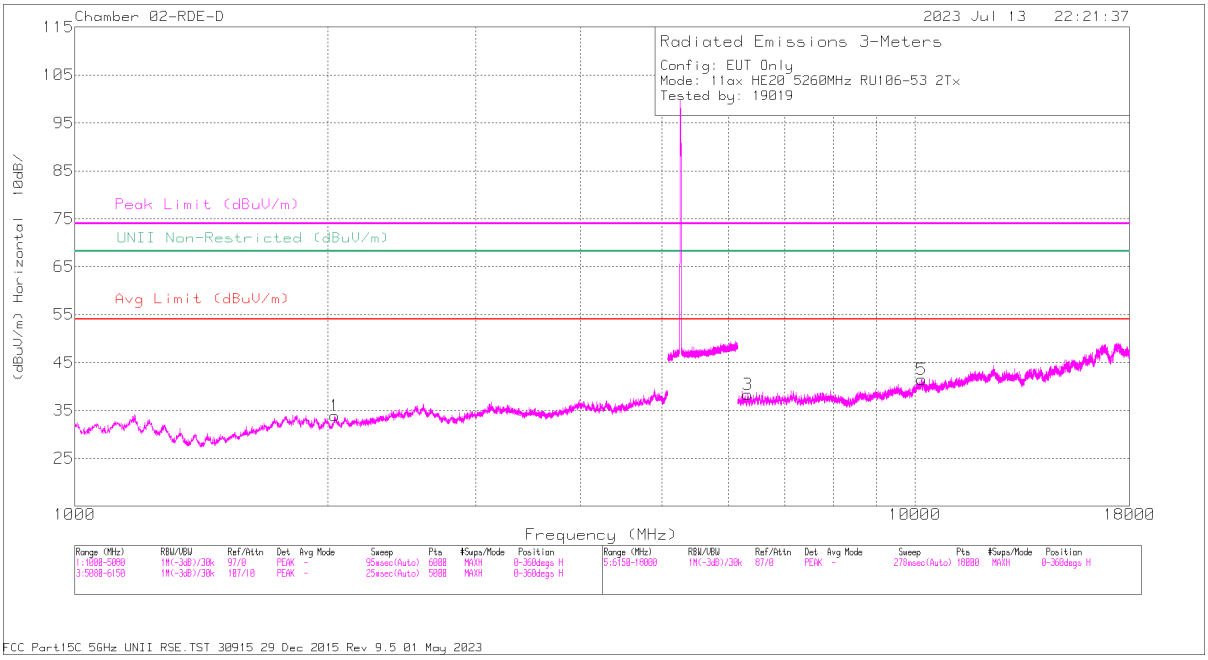

HORIZONTAL

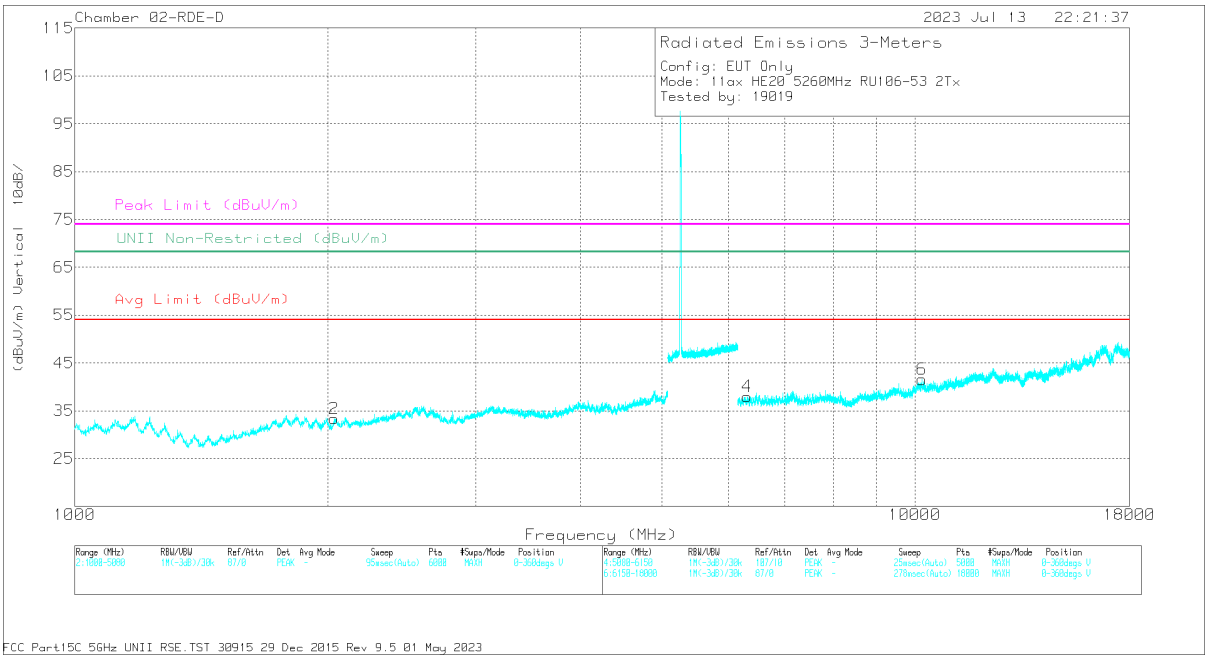

VERTICAL

UL VERIFICATION SERVICES
47173 Benicia Street, Fremont, CA 94538; USA TEL:(510) 319-4000 FAX:(510) 661-0888

This report shall not be reproduced except in full, without the written approval of UL VERIFICATION SERVICES

Radiated Emissions

Marker	Frequency (MHz)	Meter Reading (dBuV)	Det	200896 ACF(dB/m)	Amp/Cbl/ Fltr/Pad (dB)	Corrected Reading (dBuV/m)	UNII Non-Restricted (dBuV/m)	PK Margin (dB)	Azimuth (Degs)	Height (cm)	Polarity
2	2036.567	40.53	PK-U	31.4	-28.7	43.23	68.2	-24.97	148	178	V
1	2039.584	40.78	PK-U	31.4	-28.8	43.38	68.2	-24.82	239	205	H
4	6317.58	36.53	PK-U	35.4	-23.9	48.03	68.2	-20.17	181	187	V
3	6329.781	36.31	PK-U	35.4	-24	47.71	68.2	-20.49	252	130	H
5	10185.096	33.64	PK-U	37.3	-19.7	51.24	68.2	-16.96	119	214	H
6	10195.698	32.93	PK-U	37.3	-20	50.23	68.2	-17.97	251	245	V

PK-U - U-NII: Maximum Peak
ADR - U-NII AD primary method, RMS average

UL VERIFICATION SERVICES
47173 Benicia Street, Fremont, CA 94538; USA TEL:(510) 319-4000 FAX:(510) 661-0888
This report shall not be reproduced except in full, without the written approval of UL VERIFICATION SERVICES

MID CHANNEL RESULTS

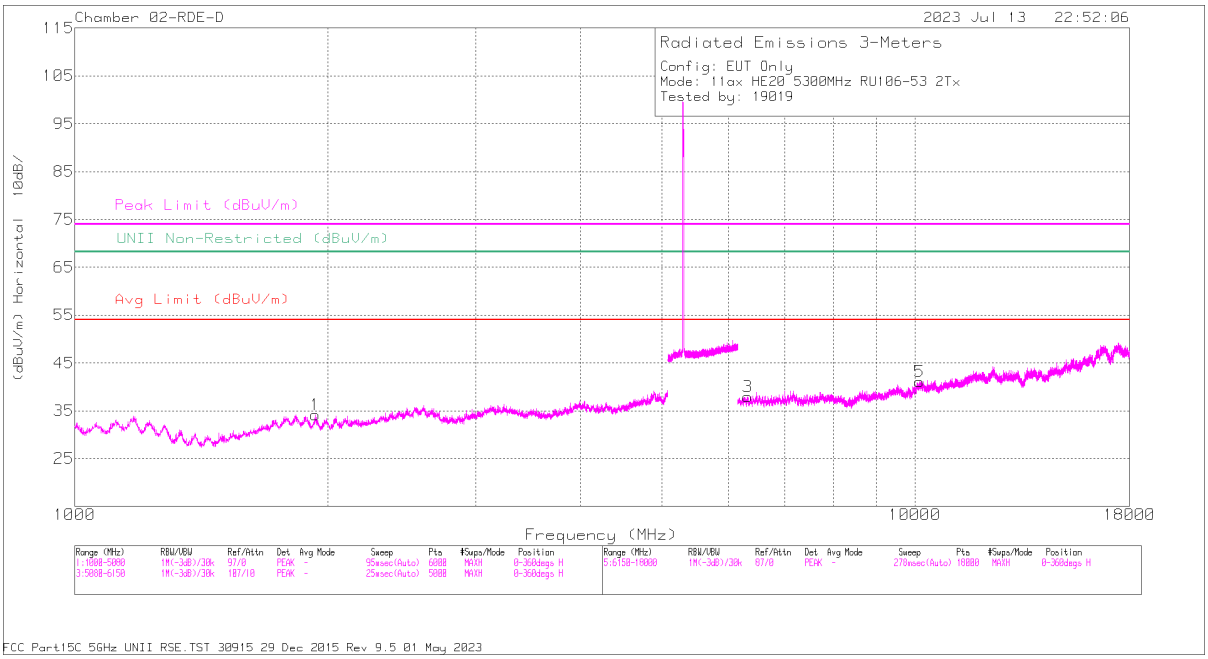

HORIZONTAL

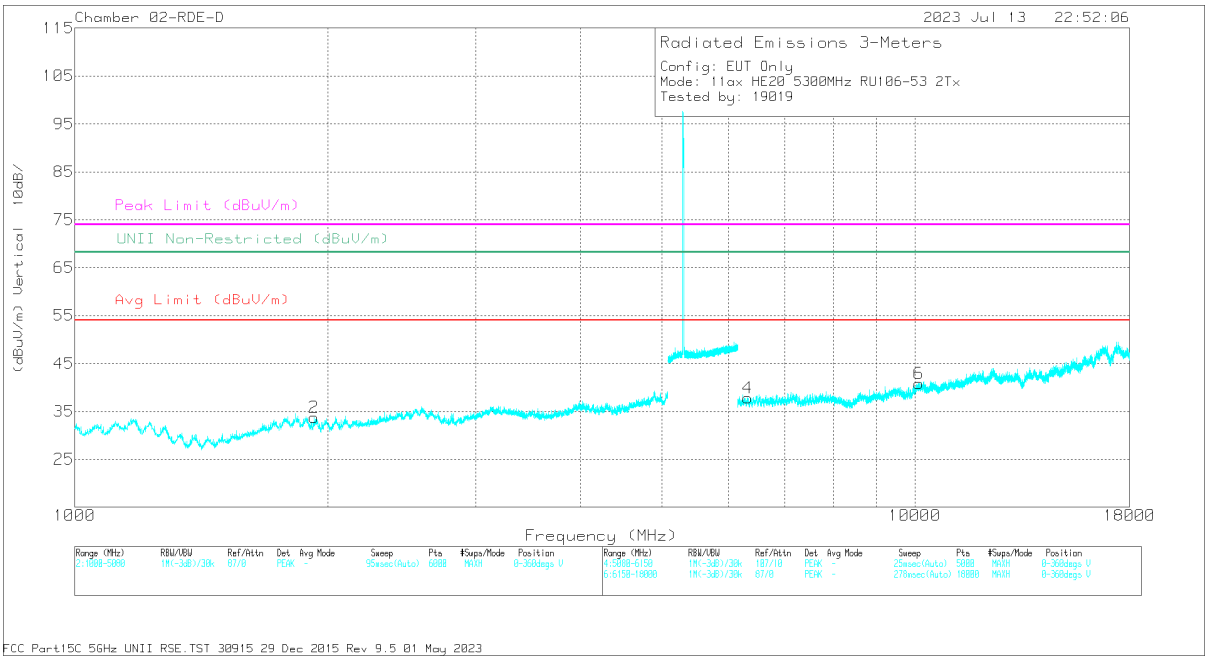

VERTICAL

UL VERIFICATION SERVICES
47173 Benicia Street, Fremont, CA 94538; USA TEL:(510) 319-4000 FAX:(510) 661-0888

This report shall not be reproduced except in full, without the written approval of UL VERIFICATION SERVICES

RADIATED EMISSIONS

Marker	Frequency (MHz)	Meter Reading (dBuV)	Det	20089 6 ACF(dB/m)	Amp/Cbl/Fltr/Pad (dB)	DCCF (dB)	Corrected Reading (dBuV/m)	UNII Non-Restricted (dBuV/m)	PK Margin (dB)	Azimuth (Degs)	Height (cm)	Polarity
2	1929.638	40.88	PK-U	30.7	-28.5	0	43.08	68.2	-25.12	87	109	V
1	1929.944	41.22	PK-U	30.7	-28.5	0	43.42	68.2	-24.78	53	183	H
3	6320.499	36.57	PK-U	35.4	-23.8	0	48.17	68.2	-20.03	215	137	H
4	6328.246	36.67	PK-U	35.4	-24	0	48.07	68.2	-20.13	274	191	V
6	10111.31	34.33	PK-U	37.3	-20.5	0	51.13	68.2	-17.07	103	197	V
5	10121.785	33.68	PK-U	37.3	-20.3	0	50.68	68.2	-17.52	151	212	H

PK-U - U-NII: Maximum Peak
ADR - U-NII AD primary method, RMS average

UL VERIFICATION SERVICES
47173 Benicia Street, Fremont, CA 94538; USA TEL:(510) 319-4000 FAX:(510) 661-0888
This report shall not be reproduced except in full, without the written approval of UL VERIFICATION SERVICES