HIGH CHANNEL RESULTS

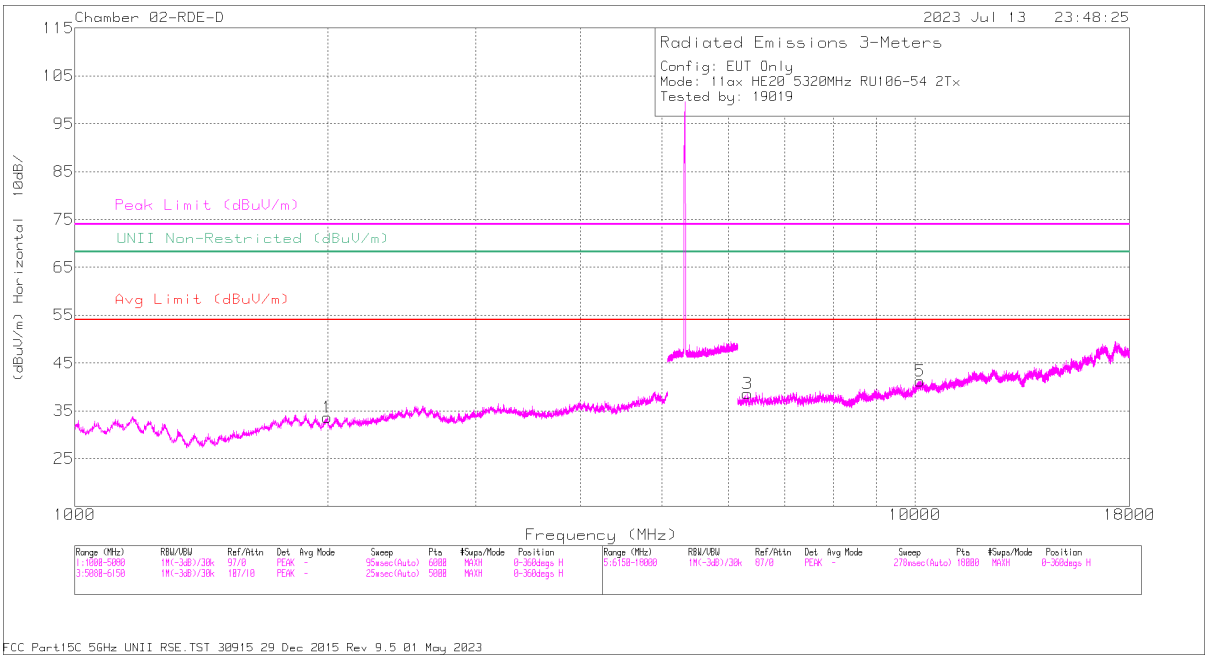

HORIZONTAL

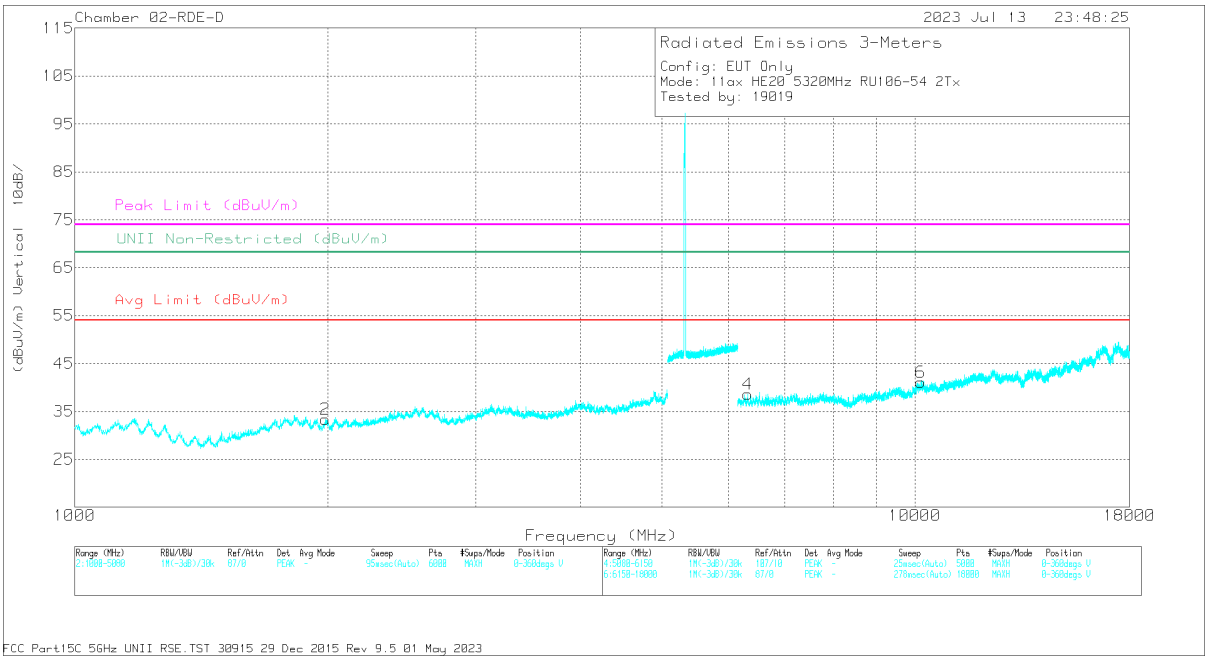

VERTICAL

UL VERIFICATION SERVICES
47173 Benicia Street, Fremont, CA 94538; USA TEL:(510) 319-4000 FAX:(510) 661-0888

This report shall not be reproduced except in full, without the written approval of UL VERIFICATION SERVICES

RADIATED EMISSIONS

Marker	Frequency (MHz)	Meter Reading (dBuV)	Det	200896 ACF(dB/m)	Amp/Cbl/Fltr/Pad (dB)	DCCF (dB)	Corrected Reading (dBuV/m)	UNII Non-Restricted (dBuV/m)	PK Margin (dB)	Azimuth (Degs)	Height (cm)	Polarity
2	1987.201	40.61	PK-U	31.2	-28.8	0	43.01	68.2	-25.19	167	148	V
1	1995.687	40.56	PK-U	31.2	-28.8	0	42.96	68.2	-25.24	101	182	H
3	6318.459	36.38	PK-U	35.4	-23.9	0	47.88	68.2	-20.32	247	126	H
4	6324.252	37.23	PK-U	35.4	-23.9	0	48.73	68.2	-19.47	234	148	V
5	10135.03	34.56	PK-U	37.3	-20.6	0	51.26	68.2	-16.94	168	161	H
6	10160.814	33.74	PK-U	37.3	-20.1	0	50.94	68.2	-17.26	149	127	V

PK-U - U-NII: Maximum Peak
ADR - U-NII AD primary method, RMS average

UL VERIFICATION SERVICES
47173 Benicia Street, Fremont, CA 94538; USA TEL:(510) 319-4000 FAX:(510) 661-0888
This report shall not be reproduced except in full, without the written approval of UL VERIFICATION SERVICES

2TX Antenna 6 + Antenna 5 OFDMA MODE: 106-Tones, RU Index 54

BANDEDGE (HIGH CHANNEL)

HORIZONTAL RESULT

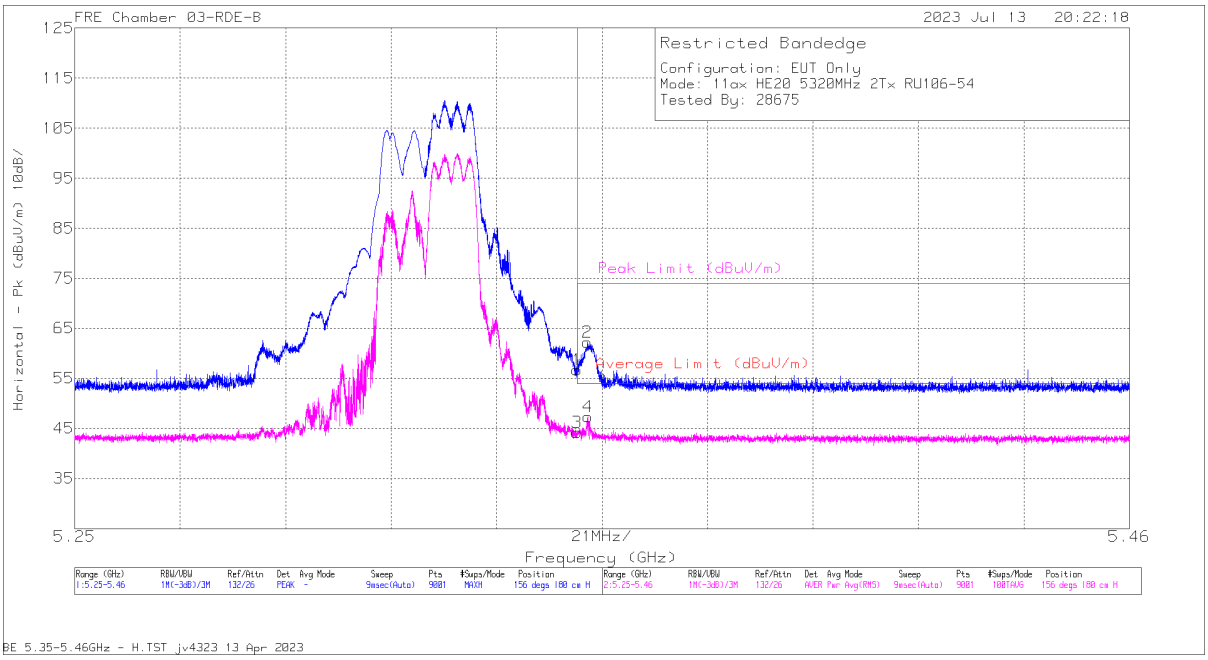

Marker	Frequency (GHz)	Meter Reading (dBuV)	Det	230300 ACF (dB/m)	DCCF (dB)	Gain/Loss (dB)	Corrected Reading (dBuV/m)	Average Limit (dBuV/m)	Margin (dB)	Peak Limit (dBuV/m)	PK Margin (dB)	Azimuth (Degs)	Height (cm)	Polarity
1	* 5.35	61.9	Pk	34.4	0	-39.6	56.7	-	-	74	-17.3	156	180	H
2	* 5.3521	67.39	Pk	34.4	0	-39.61	62.18	-	-	74	-11.82	156	180	H
3	* 5.35	48.83	RMS	34.4	.43	-39.6	44.06	54	-9.94	-	-	156	180	H
4	* 5.3521	51.99	RMS	34.4	.43	-39.62	47.20	54	-6.80	-	-	156	180	H

* - indicates frequency in CFR47 Pt 15 / IC RSS-Restricted Band
Pk - Peak detector
RMS - RMS detection

UL VERIFICATION SERVICES
47173 Benicia Street, Fremont, CA 94538; USA TEL:(510) 319-4000 FAX:(510) 661-0888
This report shall not be reproduced except in full, without the written approval of UL VERIFICATION SERVICES

VERTICAL RESULT

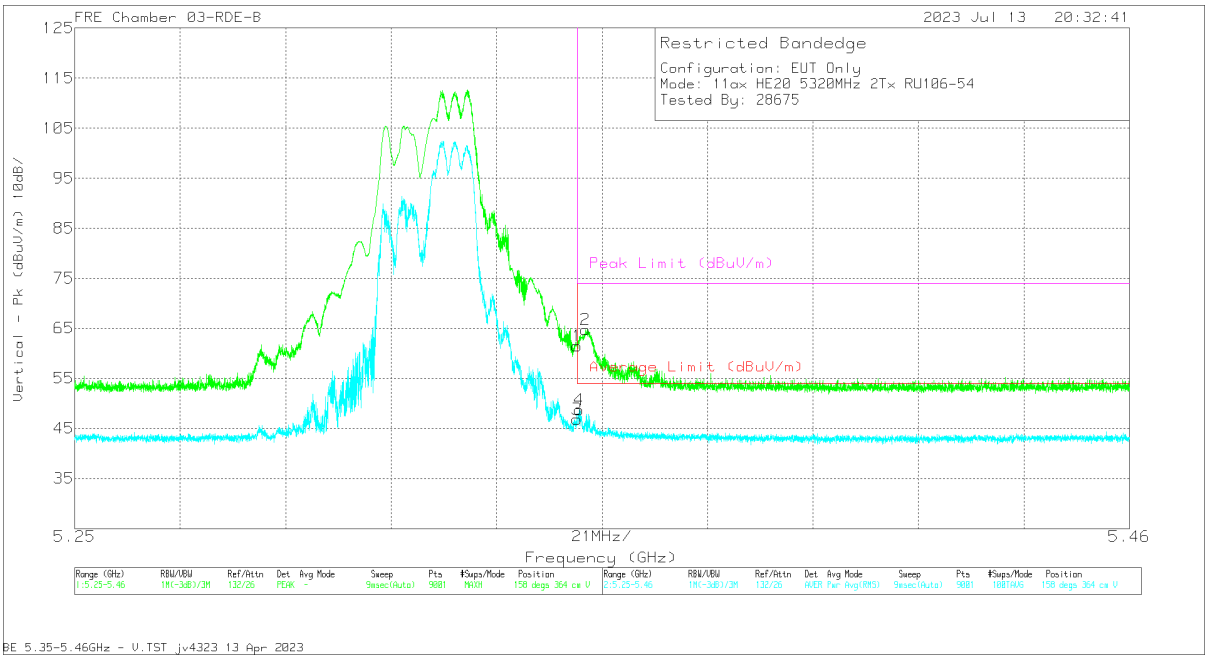

Marker	Frequency (GHz)	Meter Reading (dBuV)	Det	230300 ACF (dB/m)	DCCF (dB)	Gain/Loss (dB)	Corrected Reading (dBuV/m)	Average Limit (dBuV/m)	Margin (dB)	Peak Limit (dBuV/m)	PK Margin (dB)	Azimuth (Degs)	Height (cm)	Polarity
1	* 5.35	66.72	Pk	34.4	0	-39.6	61.52	-	-	74	-12.48	158	364	V
2	* 5.3516	69.95	Pk	34.4	0	-39.6	64.75	-	-	74	-9.25	158	364	V
3	* 5.35	51.48	RMS	34.4	.43	-39.6	46.71	54	-7.29	-	-	158	364	V
4	* 5.3504	53.39	RMS	34.4	.43	-39.6	48.62	54	-5.38	-	-	158	364	V

* - indicates frequency in CFR47 Pt 15 / IC RSS-Restricted Band
Pk - Peak detector
RMS - RMS detection

UL VERIFICATION SERVICES
47173 Benicia Street, Fremont, CA 94538; USA TEL:(510) 319-4000 FAX:(510) 661-0888
This report shall not be reproduced except in full, without the written approval of UL VERIFICATION SERVICES

2TX Antenna 6 + Antenna 5 OFDMA MODE: SU, Single User

BANDEDGE (HIGH CHANNEL)

HORIZONTAL RESULT

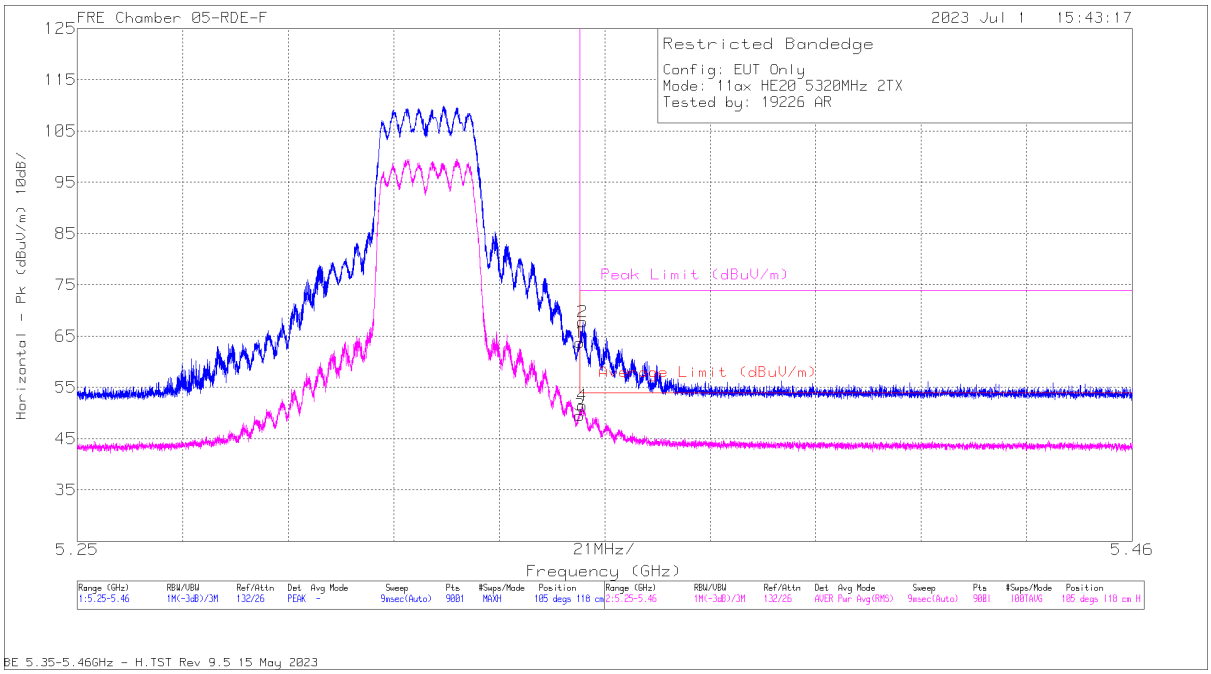

Marker	Frequency (GHz)	Meter Reading (dBuV)	Det	222740 ACF(dB) - 3mH	DCCF (dB)	Gain/Loss (dB)	Corrected Reading (dBuV/m)	Average Limit (dBuV/m)	Margin (dB)	Peak Limit (dBuV/m)	PK Margin (dB)	Azimuth (Degs)	Height (cm)	Polarity
1	* 5.35	67.97	Pk	34.4	0	-38.59	63.78	-	-	74	-10.22	105	118	H
2	* 5.350612	71.98	Pk	34.4	0	-38.58	67.8	-	-	74	-6.2	105	118	H
3	* 5.35	53.16	RMS	34.4	.61	-38.59	49.58	54	-4.42	-	-	105	118	H
4	* 5.350519	55.01	RMS	34.4	.61	-38.58	51.44	54	-2.56	-	-	105	118	H

* - indicates frequency in CFR47 Pt 15 / IC RSS-Restricted Band
Pk - Peak detector
RMS - RMS detection

UL VERIFICATION SERVICES
47173 Benicia Street, Fremont, CA 94538; USA TEL:(510) 319-4000 FAX:(510) 661-0888
This report shall not be reproduced except in full, without the written approval of UL VERIFICATION SERVICES

VERTICAL RESULT

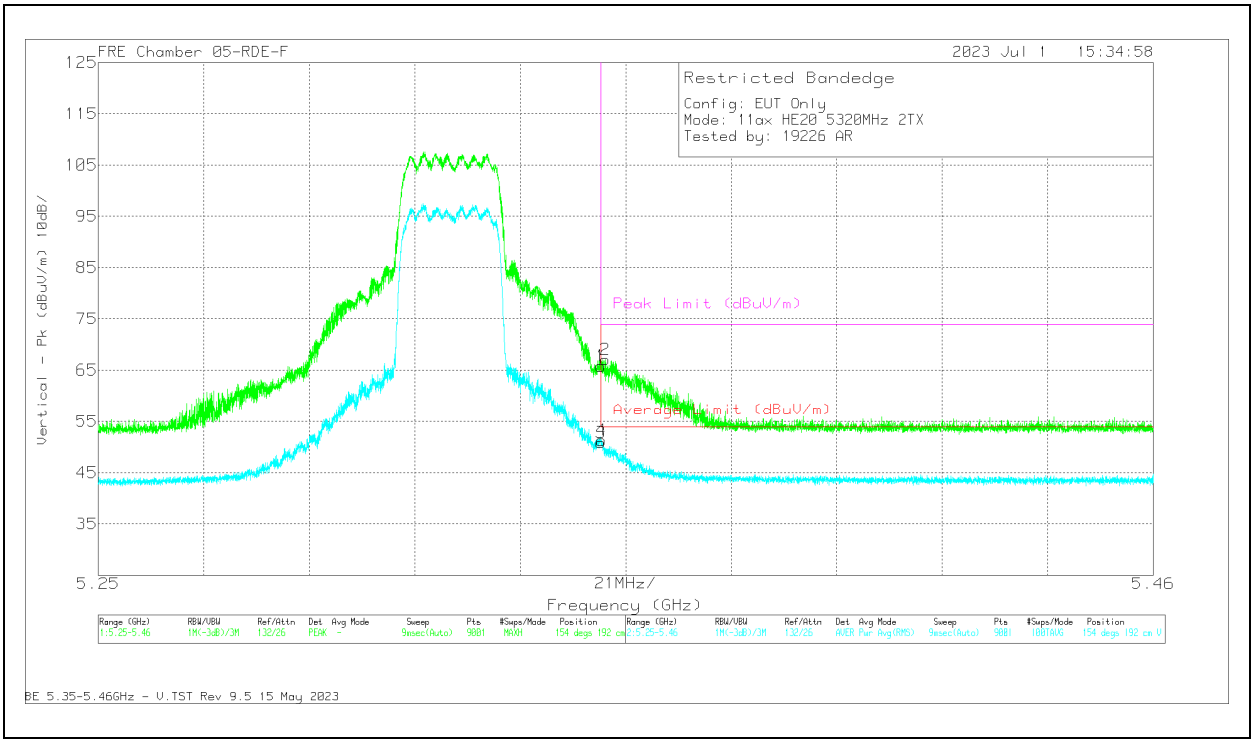

Marker	Frequency (GHz)	Meter Reading (dBuV)	Det	222740 ACF(dB) - 3mH	DCCF (dB)	Gain/Loss (dB)	Corrected Reading (dBuV/m)	Average Limit (dBuV/m)	Margin (dB)	Peak Limit (dBuV/m)	PK Margin (dB)	Azimuth (Degs)	Height (cm)	Polarity
1	* 5.35	69.98	Pk	34.4	0	-38.59	65.79	-	-	74	-8.21	154	192	V
2	* 5.350915	71.24	Pk	34.4	0	-38.58	67.06	-	-	74	-6.94	154	192	V
3	* 5.35	54.44	RMS	34.4	.61	-38.59	50.86	54	-3.14	-	-	154	192	V
4	* 5.350192	54.9	RMS	34.4	.61	-38.59	51.32	54	-2.68	-	-	154	192	V

* - indicates frequency in CFR47 Pt 15 / IC RSS-Restricted Band
Pk - Peak detector
RMS - RMS detection

UL VERIFICATION SERVICES
47173 Benicia Street, Fremont, CA 94538; USA TEL:(510) 319-4000 FAX:(510) 661-0888
This report shall not be reproduced except in full, without the written approval of UL VERIFICATION SERVICES

1.1.26 5.3GHz Band HARMONICS AND SPURIOUS EMISSIONS, 11ax HE20 SU Mode

LOW CHANNEL RESULTS

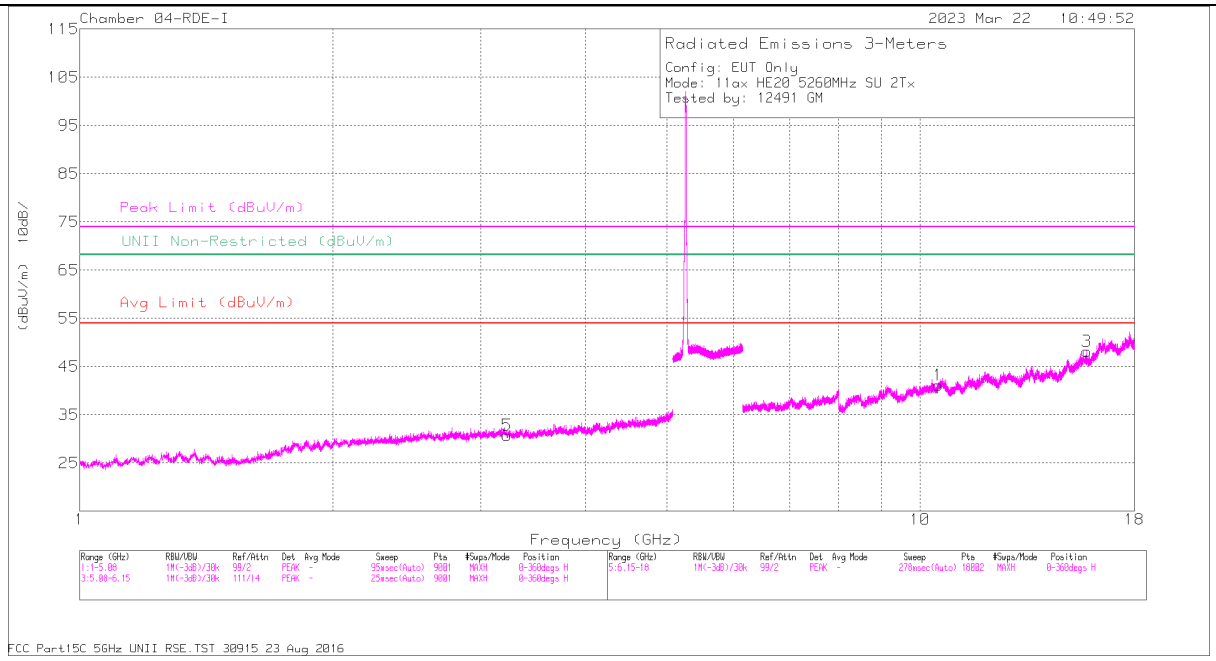

HORIZONTAL

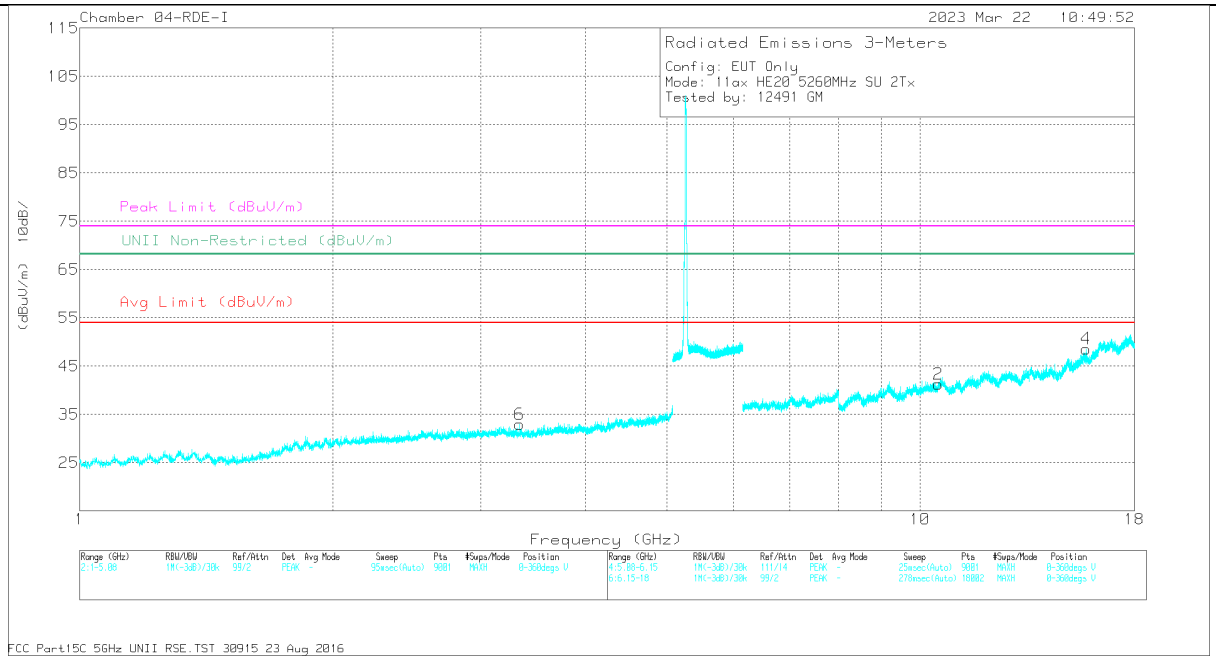

VERTICAL

UL VERIFICATION SERVICES
47173 Benicia Street, Fremont, CA 94538; USA TEL:(510) 319-4000 FAX:(510) 661-0888

This report shall not be reproduced except in full, without the written approval of UL VERIFICATION SERVICES

RADIATED EMISSIONS

Marker	Frequency (GHz)	Meter Reading (dBuV)	Det	84797 ACF (dB) - 3mH	Amp/Cbl/Fltr (dB)	Corrected Reading (dBuV/m)	Avg Limit (dBuV/m)	Margin (dB)	Peak Limit (dBuV/m)	PK Margin (dB)	UNII Non-Restricted (dBuV/m)	PK Margin (dB)	Azimuth (Degs)	Height (cm)	Polarity
5	3.227847	37.84	PK-U	32.9	-29.9	40.84	-	-	-	-	68.2	-27.36	311	143	H
6	* 3.333715	38.16	PK-U	32.8	-30.3	40.66	-	-	74	-33.34	-	-	318	230	V
	* 3.338707	26.37	ADR	32.8	-30.2	28.97	54	-25.03	-	-	-	-	318	230	V
1	10.520992	32.31	PK-U	37.5	-18.6	51.21	-	-	-	-	68.2	-16.99	67	178	H
	* 15.784949	31.42	PK-U	41.3	-16.7	56.02	-	-	74	-17.98	-	-	137	114	H
3	* 15.787575	20	ADR	41.3	-16.7	44.6	54	-9.4	-	-	-	-	137	114	H
2	10.518744	32.66	PK-U	37.5	-18.6	51.56	-	-	-	-	68.2	-16.64	271	150	V
4	* 15.779491	31.43	PK-U	41.3	-16.7	56.03	-	-	74	-17.97	-	-	342	237	V
	* 15.778691	19.98	ADR	41.3	-16.7	44.58	54	-9.42	-	-	-	-	342	237	V

* - indicates frequency in CFR47 Pt 15 / IC RSS-Restricted Band
PK-U - U-NII: Maximum Peak
ADR - U-NII AD primary method, RMS average

UL VERIFICATION SERVICES
47173 Benicia Street, Fremont, CA 94538; USA TEL:(510) 319-4000 FAX:(510) 661-0888
This report shall not be reproduced except in full, without the written approval of UL VERIFICATION SERVICES

MID CHANNEL RESULTS

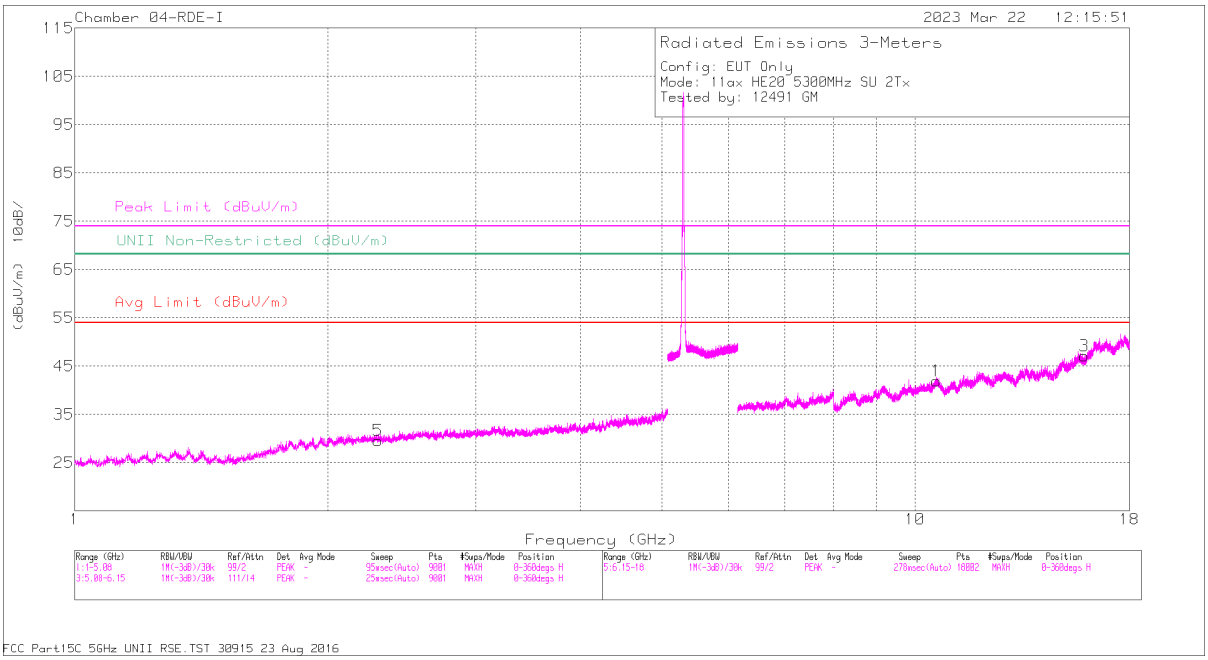

HORIZONTAL

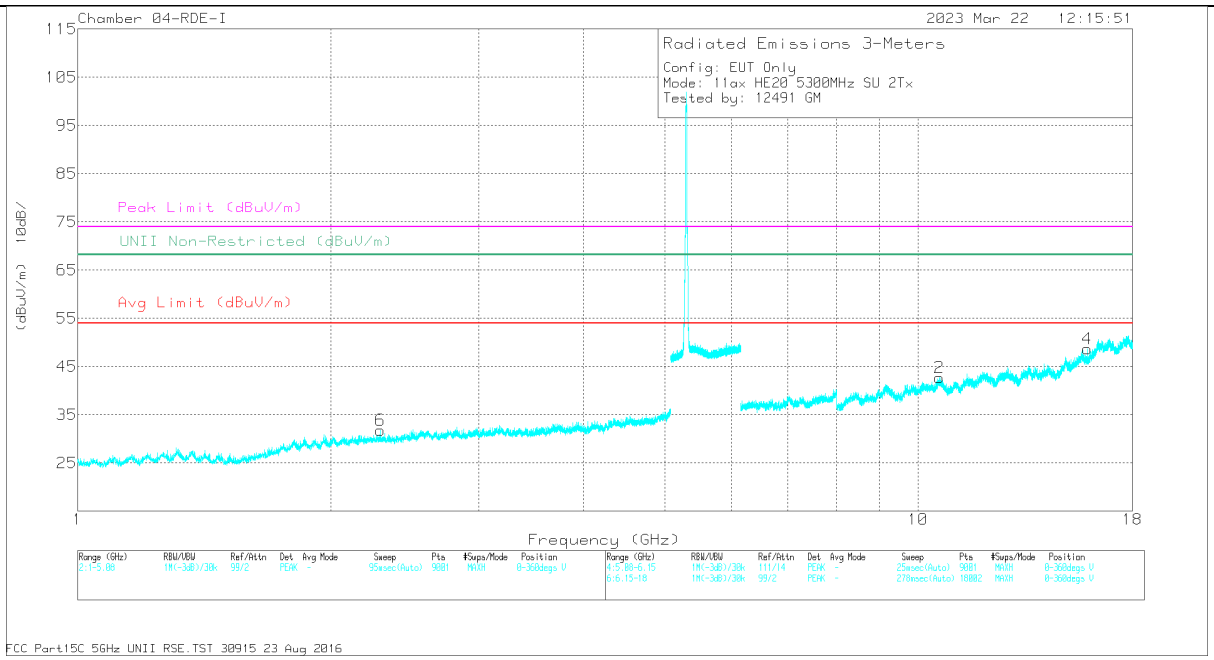

VERTICAL

UL VERIFICATION SERVICES
47173 Benicia Street, Fremont, CA 94538; USA TEL:(510) 319-4000 FAX:(510) 661-0888

This report shall not be reproduced except in full, without the written approval of UL VERIFICATION SERVICES

RADIATED EMISSIONS

Marker	Frequency (GHz)	Meter Reading (dBuV)	Det	84797 ACF (dB) - 3mH	Amp/Cbl/Fltr (dB)	Corrected Reading (dBuV/m)	Avg Limit (dBuV/m)	Margin (dB)	Peak Limit (dBuV/m)	PK Margin (dB)	UNII Non-Restricted (dBuV/m)	PK Margin (dB)	Azimuth (Degs)	Height (cm)	Polarity
5	2.300705	39.58	PK-U	31.7	-31.5	39.78	-	-	-	-	68.2	-28.42	44	346	H
6	* 2.290501	39.66	PK-U	31.7	-31.4	39.96	-	-	74	-34.04	-	-	195	171	V
	* 2.290543	27.72	ADR	31.7	-31.4	28.02	54	-25.98	-	-	-	-	195	171	V
1	10.598958	32.6	PK-U	37.5	-18.5	51.6	-	-	-	-	68.2	-16.6	20	370	H
3	* 15.878973	31.28	PK-U	41.4	-16	56.68	-	-	74	-17.32	-	-	272	156	H
	* 15.880831	19.62	ADR	41.4	-16	45.02	54	-8.98	-	-	-	-	272	156	H
2	* 10.606265	32.54	PK-U	37.5	-18.5	51.54	-	-	74	-22.46	-	-	168	209	V
	* 10.607099	20.45	ADR	37.6	-18.6	39.45	54	-14.55	-	-	-	-	168	209	V
4	* 15.897115	30.9	PK-U	41.4	-15.8	56.5	-	-	74	-17.5	-	-	340	188	V
	* 15.895761	19.2	ADR	41.4	-15.9	44.7	54	-9.3	-	-	-	-	340	188	V

* - indicates frequency in CFR47 Pt 15 / IC RSS-Restricted Band
PK-U - U-NII: Maximum Peak
ADR - U-NII AD primary method, RMS average

UL VERIFICATION SERVICES
47173 Benicia Street, Fremont, CA 94538; USA TEL:(510) 319-4000 FAX:(510) 661-0888
This report shall not be reproduced except in full, without the written approval of UL VERIFICATION SERVICES

HIGH CHANNEL RESULTS

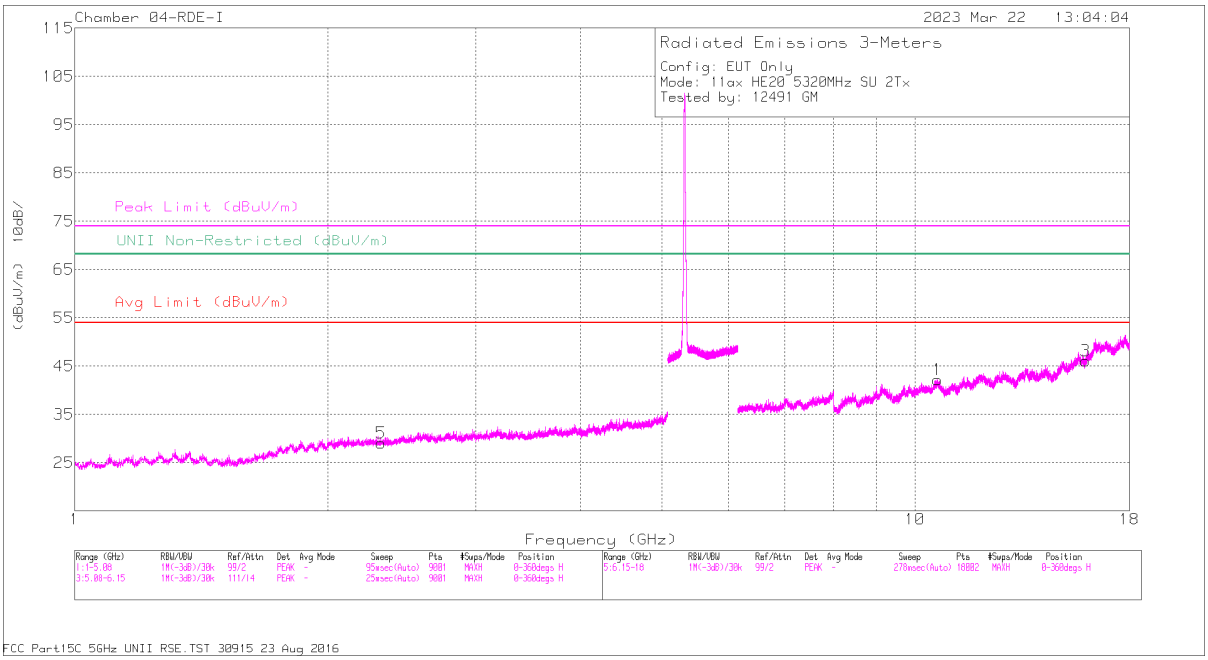

HORIZONTAL

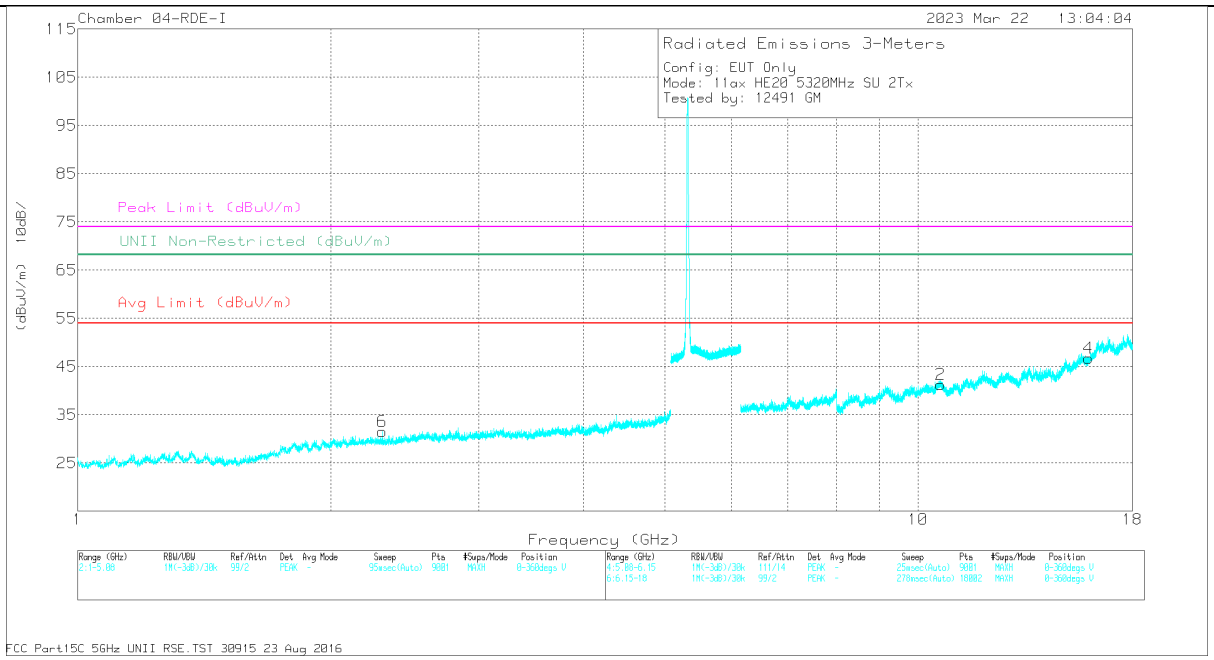

VERTICAL

UL VERIFICATION SERVICES
47173 Benicia Street, Fremont, CA 94538; USA TEL:(510) 319-4000 FAX:(510) 661-0888

This report shall not be reproduced except in full, without the written approval of UL VERIFICATION SERVICES

RADIATED EMISSIONS

Marker	Frequency (GHz)	Meter Reading (dBuV)	Det	84797 ACF (dB) - 3mH	Amp/Cbl/Fltr (dB)	Corrected Reading (dBuV/m)	Avg Limit (dBuV/m)	Margin (dB)	Peak Limit (dBuV/m)	PK Margin (dB)	UNII Non-Restricted (dBuV/m)	PK Margin (dB)	Azimuth (Degs)	Height (cm)	Polarity
5	* 2.311703	39.43	PK-U	31.7	-31.3	39.83	-	-	74	-34.17	-	-	316	152	H
	* 2.310464	27.58	ADR	31.7	-31.4	27.88	54	-26.12	-	-	-	-	316	152	H
6	2.302764	38.89	PK-U	31.7	-31.4	39.19	-	-	-	-	68.2	-29.01	64	209	V
1	* 10.641403	31.96	PK-U	37.6	-18.4	51.16	-	-	74	-22.84	-	-	250	202	H
	* 10.641916	20.46	ADR	37.6	-18.4	39.66	54	-14.34	-	-	-	-	250	202	H
3	* 15.9748	31.09	PK-U	41.4	-15.6	56.89	-	-	74	-17.11	-	-	107	348	H
	* 15.974207	19.52	ADR	41.4	-15.6	45.32	54	-8.68	-	-	-	-	107	348	H
2	* 10.637536	31.42	PK-U	37.6	-18.4	50.62	-	-	74	-23.38	-	-	277	238	V
	* 10.637335	20.3	ADR	37.6	-18.4	39.5	54	-14.5	-	-	-	-	277	238	V
4	* 15.956176	30.72	PK-U	41.4	-15.7	56.42	-	-	74	-17.58	-	-	238	201	V
	* 15.954844	19.55	ADR	41.4	-15.7	45.25	54	-8.75	-	-	-	-	238	201	V

* - indicates frequency in CFR47 Pt 15 / IC RSS-Restricted Band
PK-U - U-NII: Maximum Peak
ADR - U-NII AD primary method, RMS average

UL VERIFICATION SERVICES
47173 Benicia Street, Fremont, CA 94538; USA TEL:(510) 319-4000 FAX:(510) 661-0888
This report shall not be reproduced except in full, without the written approval of UL VERIFICATION SERVICES

1.1.27 TX ABOVE 1 GHz 802.11ax HE40 MODE IN THE 5.3GHz BAND

1TX Antenna 6 MODE: 106-Tones, RU Index 56

BANDEDGE (HIGH CHANNEL)

HORIZONTAL RESULT

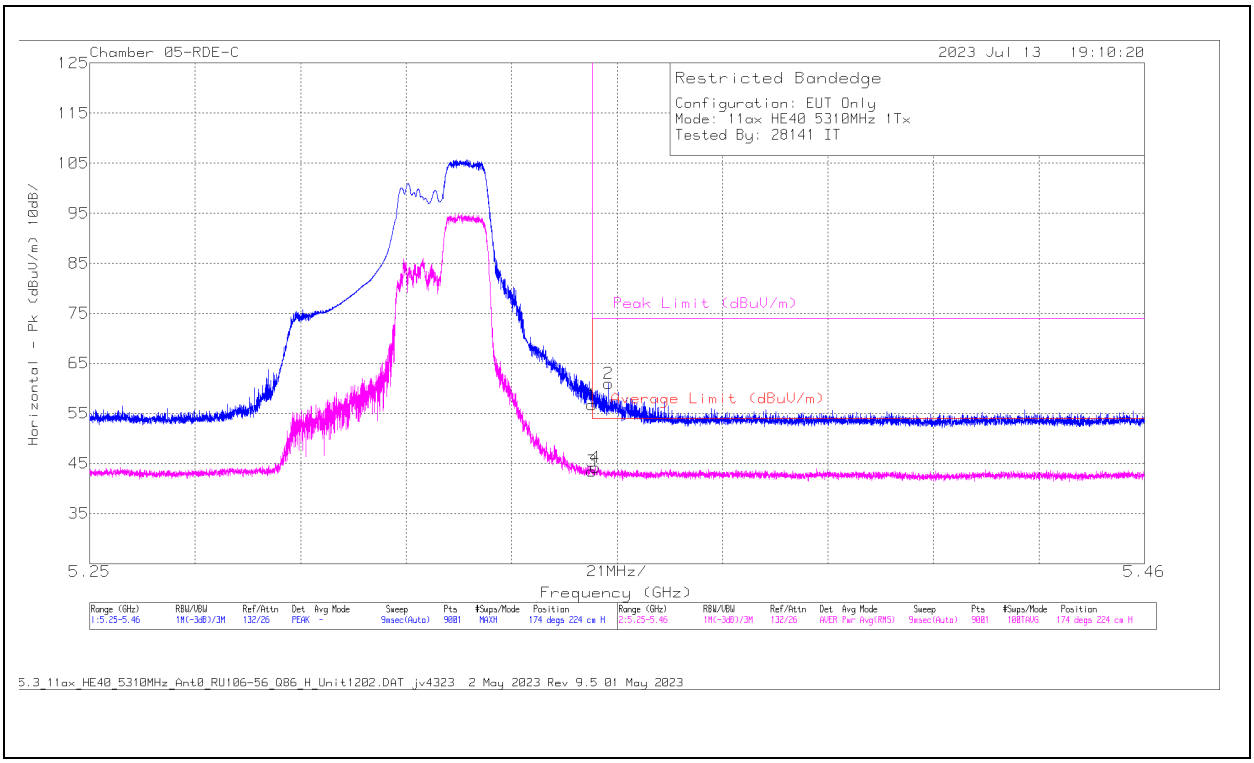

Marker	Frequency (GHz)	Meter Reading (dBuV)	Det	81887 ACF (dB) 3mH	DCCF (dB)	Gain/Loss (dB)	Corrected Reading (dBuV/m)	Average Limit (dBuV/m)	Margin (dB)	Peak Limit (dBuV/m)	PK Margin (dB)	Azimuth (Degs)	Height (cm)	Polarity
1	5.35	61.46	Pk	34.4	0	-39.12	56.74	-	-	74	-17.26	174	224	H
3	5.35	47.59	RMS	34.4	.54	-39.12	43.41	54	-10.59	-	-	174	224	H
4	5.350682	48.39	RMS	34.4	.54	-39.16	44.17	54	-9.83	-	-	174	224	H
2	5.353295	65.73	Pk	34.4	0	-39.19	60.94	-	-	74	-13.06	174	224	H

Pk - Peak detector
RMS - RMS detection

UL VERIFICATION SERVICES
47173 Benicia Street, Fremont, CA 94538; USA TEL:(510) 319-4000 FAX:(510) 661-0888
This report shall not be reproduced except in full, without the written approval of UL VERIFICATION SERVICES

VERTICAL RESULT

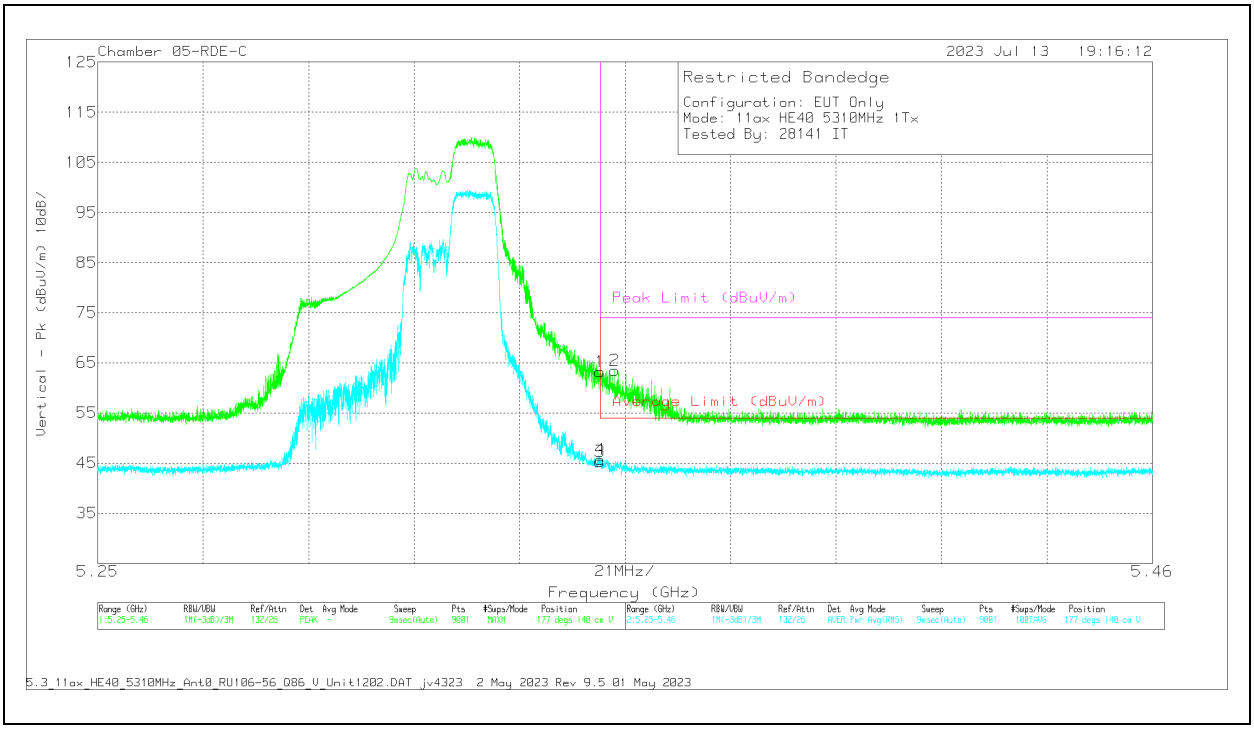

Marker	Frequency (GHz)	Meter Reading (dBuV)	Det	81887 ACF (dB) 3mH	DCCF (dB)	Gain/Loss (dB)	Corrected Reading (dBuV/m)	Average Limit (dBuV/m)	Margin (dB)	Peak Limit (dBuV/m)	PK Margin (dB)	Azimuth (Degs)	Height (cm)	Polarity
1	5.35	67.94	Pk	34.4	0	-39.12	63.22	-	-	74	-10.78	177	140	V
3	5.35	49.55	RMS	34.4	.54	-39.12	45.37	54	-8.63	-	-	177	140	V
4	5.350029	49.92	RMS	34.4	.54	-39.12	45.74	54	-8.26	-	-	177	140	V
2	5.352922	68.26	Pk	34.4	0	-39.21	63.45	-	-	74	-10.55	177	140	V

Pk - Peak detector
RMS - RMS detection

UL VERIFICATION SERVICES
47173 Benicia Street, Fremont, CA 94538; USA TEL:(510) 319-4000 FAX:(510) 661-0888
This report shall not be reproduced except in full, without the written approval of UL VERIFICATION SERVICES

1TX Antenna 6 MODE: SU, Single User

BANDEDGE (HIGH CHANNEL)

HORIZONTAL RESULT

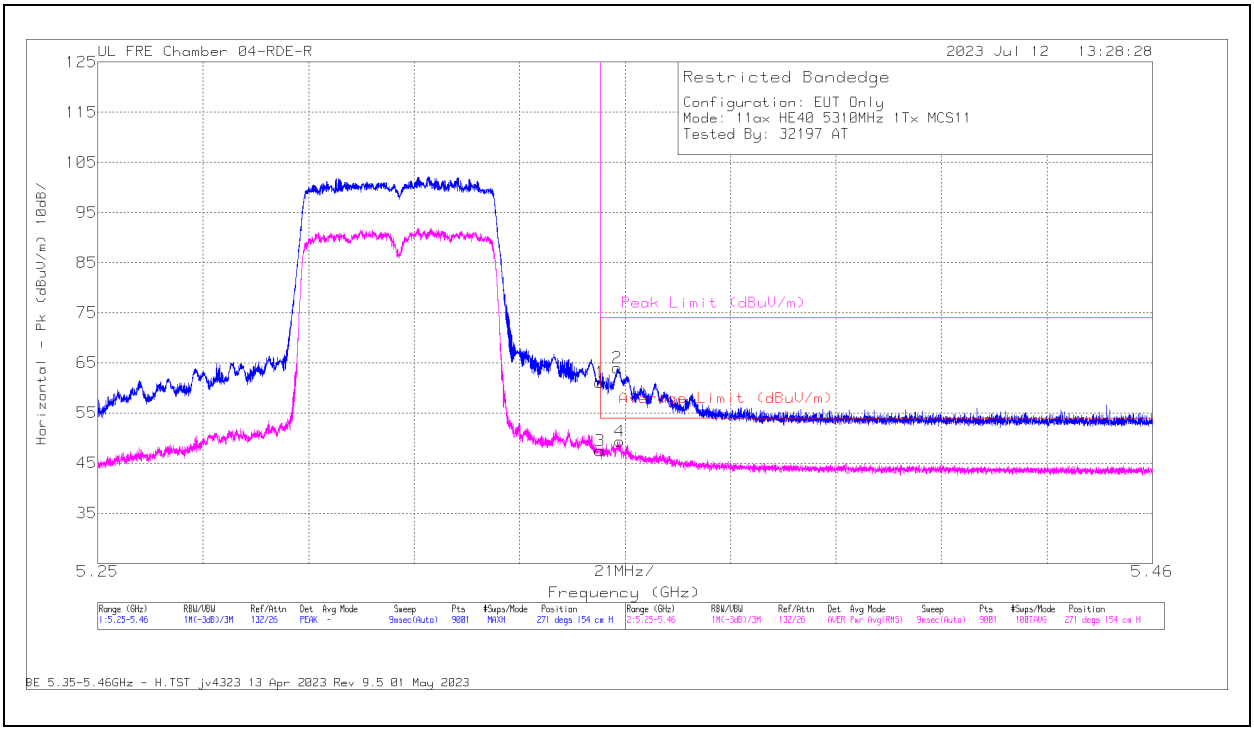

Marker	Frequency (GHz)	Meter Reading (dBuV)	Det	222740 ACF(dB) - 3mH	DCCF (dB)	Gain/Loss (dB)	Corrected Reading (dBuV/m)	Average Limit (dBuV/m)	Margin (dB)	Peak Limit (dBuV/m)	PK Margin (dB)	Azimuth (Degs)	Height (cm)	Polarity
1	5.35	65.08	Pk	34.4	0	-38.37	61.11	-	-	74	-12.89	271	154	H
3	5.35	50.55	RMS	34.4	.84	-38.37	47.42	54	-6.58	-	-	271	154	H
2	5.353459	67.89	Pk	34.4	0	-38.31	63.98	-	-	74	-10.02	271	154	H
4	5.353902	52.43	RMS	34.4	.84	-38.31	49.36	54	-4.64	-	-	271	154	H

Pk - Peak detector
RMS - RMS detection

UL VERIFICATION SERVICES
47173 Benicia Street, Fremont, CA 94538; USA TEL:(510) 319-4000 FAX:(510) 661-0888
This report shall not be reproduced except in full, without the written approval of UL VERIFICATION SERVICES

VERTICAL RESULT

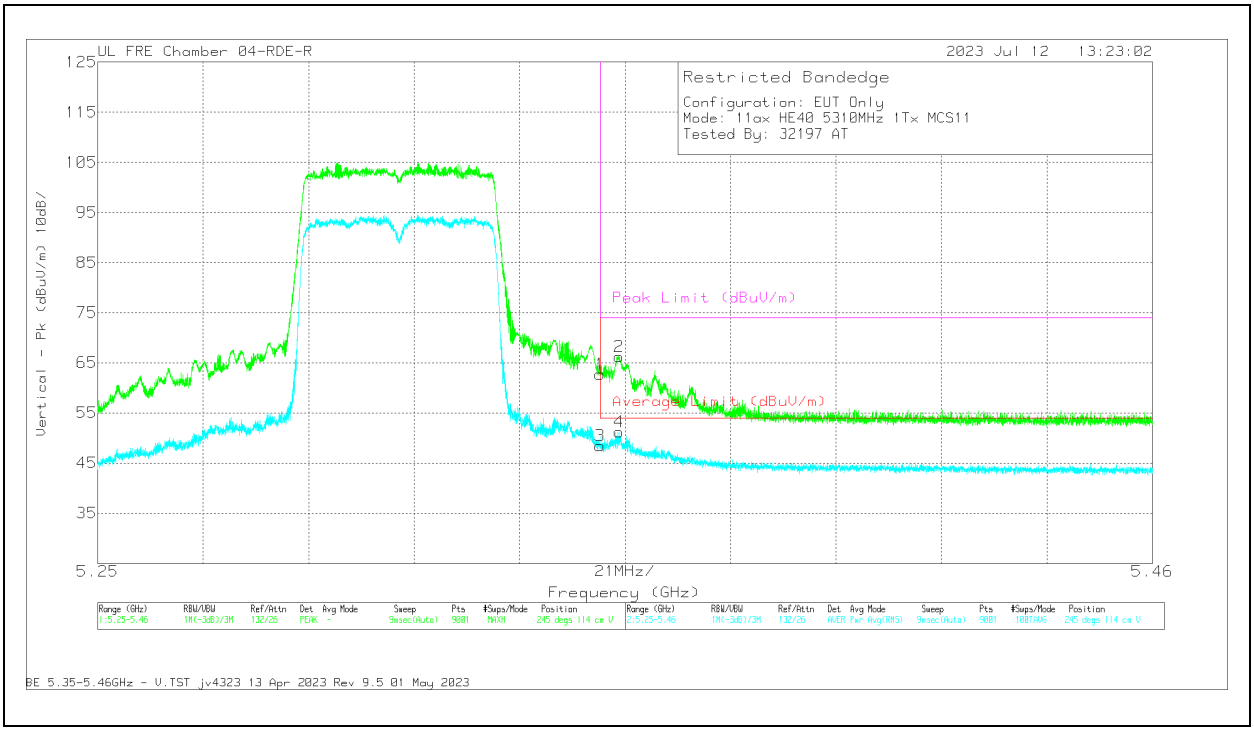

Marker	Frequency (GHz)	Meter Reading (dBuV)	Det	222740 ACF(dB) - 3mH	DCCF (dB)	Gain/Loss (dB)	Corrected Reading (dBuV/m)	Average Limit (dBuV/m)	Margin (dB)	Peak Limit (dBuV/m)	PK Margin (dB)	Azimuth (Degs)	Height (cm)	Polarity
1	5.35	66.69	Pk	34.4	0	-38.37	62.72	-	-	74	-11.28	245	114	V
3	5.35	51.65	RMS	34.4	.84	-38.37	48.52	54	-5.48	-	-	245	114	V
2	5.353762	70.15	Pk	34.4	0	-38.31	66.24	-	-	74	-7.76	245	114	V
4	5.353832	54.32	RMS	34.4	.84	-38.31	51.25	54	-2.75	-	-	245	114	V

Pk - Peak detector
RMS - RMS detection

UL VERIFICATION SERVICES
47173 Benicia Street, Fremont, CA 94538; USA TEL:(510) 319-4000 FAX:(510) 661-0888
This report shall not be reproduced except in full, without the written approval of UL VERIFICATION SERVICES

1TX Antenna 5 MODE: 106-Tones, RU Index 56

BANDEDGE (HIGH CHANNEL)

HORIZONTAL RESULT

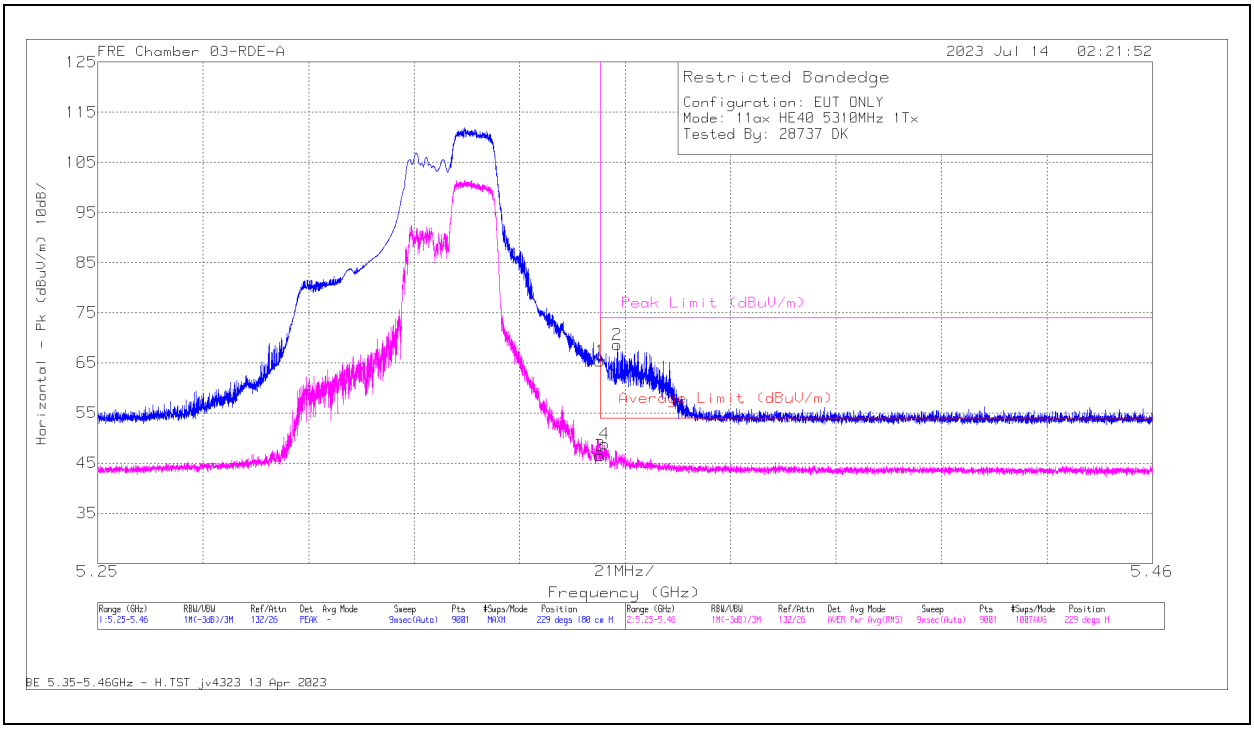

Marker	Frequency (GHz)	Meter Reading (dBuV)	Det	200897 ACF (dB) 3mH	DCCF (dB)	Gain/Loss (dB)	Corrected Reading (dBuV/m)	Average Limit (dBuV/m)	Margin (dB)	Peak Limit (dBuV/m)	PK Margin (dB)	Azimuth (Degs)	Height (cm)	Polarity
1	* 5.35	69.46	Pk	34.4	0	-38.46	65.4	-	-	74	-8.6	229	180	H
2	* 5.353482	72.77	Pk	34.4	0	-38.51	68.66	-	-	74	-5.34	229	180	H
3	* 5.35	49.96	RMS	34.4	.54	-38.46	46.44	54	-7.56	-	-	229	180	H
4	* 5.350915	52.42	RMS	34.4	.54	-38.46	48.9	54	-5.1	-	-	229	180	H

* - indicates frequency in CFR47 Pt 15 / IC RSS-Restricted Band
Pk - Peak detector
RMS - RMS detection

UL VERIFICATION SERVICES
47173 Benicia Street, Fremont, CA 94538; USA TEL:(510) 319-4000 FAX:(510) 661-0888
This report shall not be reproduced except in full, without the written approval of UL VERIFICATION SERVICES

VERTICAL RESULT

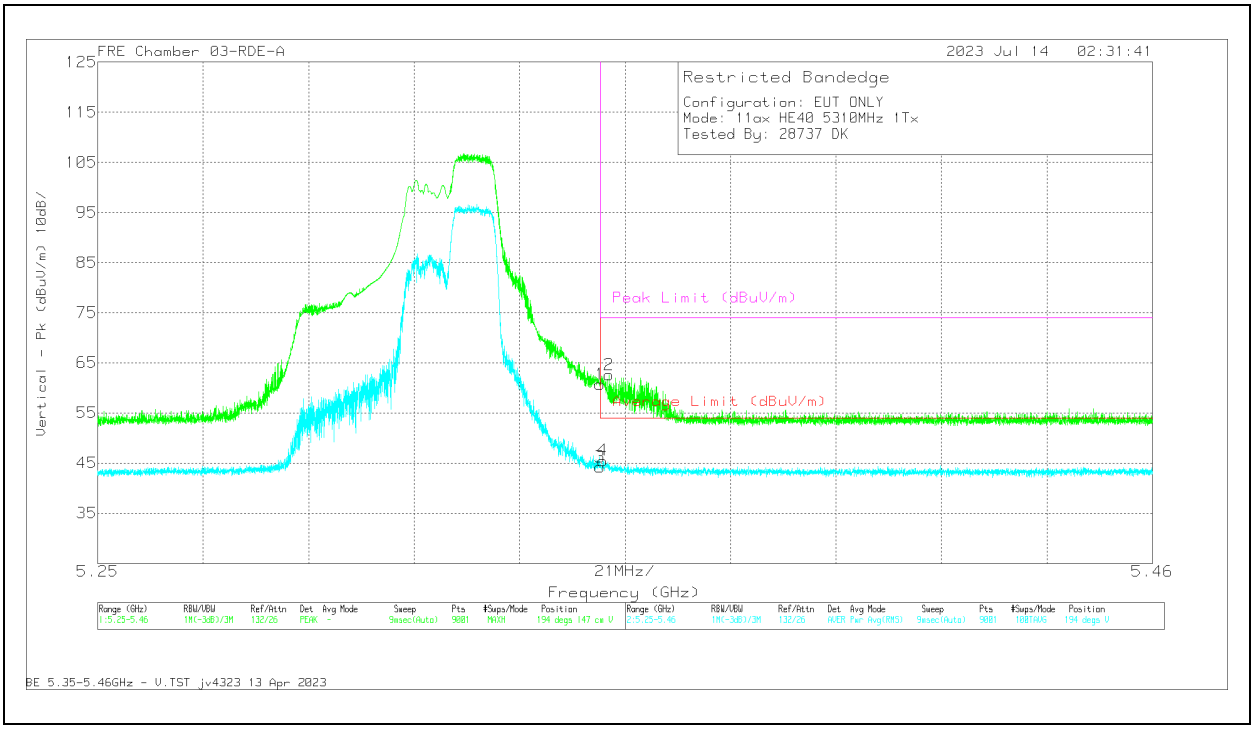

Marker	Frequency (GHz)	Meter Reading (dBuV)	Det	200897 ACF (dB) 3mH	DCCF (dB)	Gain/Loss (dB)	Corrected Reading (dBuV/m)	Average Limit (dBuV/m)	Margin (dB)	Peak Limit (dBuV/m)	PK Margin (dB)	Azimuth (Degs)	Height (cm)	Polarity
1	* 5.35	64.75	Pk	34.4	0	-38.46	60.69	-	-	74	-13.31	194	147	V
2	* 5.351849	66.69	Pk	34.4	0	-38.47	62.62	-	-	74	-11.38	194	147	V
3	* 5.35	47.75	RMS	34.4	.54	-38.46	44.23	54	-9.77	-	-	194	147	V
4	* 5.350612	49.05	RMS	34.4	.54	-38.46	45.53	54	-8.47	-	-	194	147	V

* - indicates frequency in CFR47 Pt 15 / IC RSS-Restricted Band
Pk - Peak detector
RMS - RMS detection

UL VERIFICATION SERVICES
47173 Benicia Street, Fremont, CA 94538; USA TEL:(510) 319-4000 FAX:(510) 661-0888
This report shall not be reproduced except in full, without the written approval of UL VERIFICATION SERVICES

1TX Antenna 5 MODE: SU, Single User

BANDEDGE (HIGH CHANNEL)

HORIZONTAL RESULT

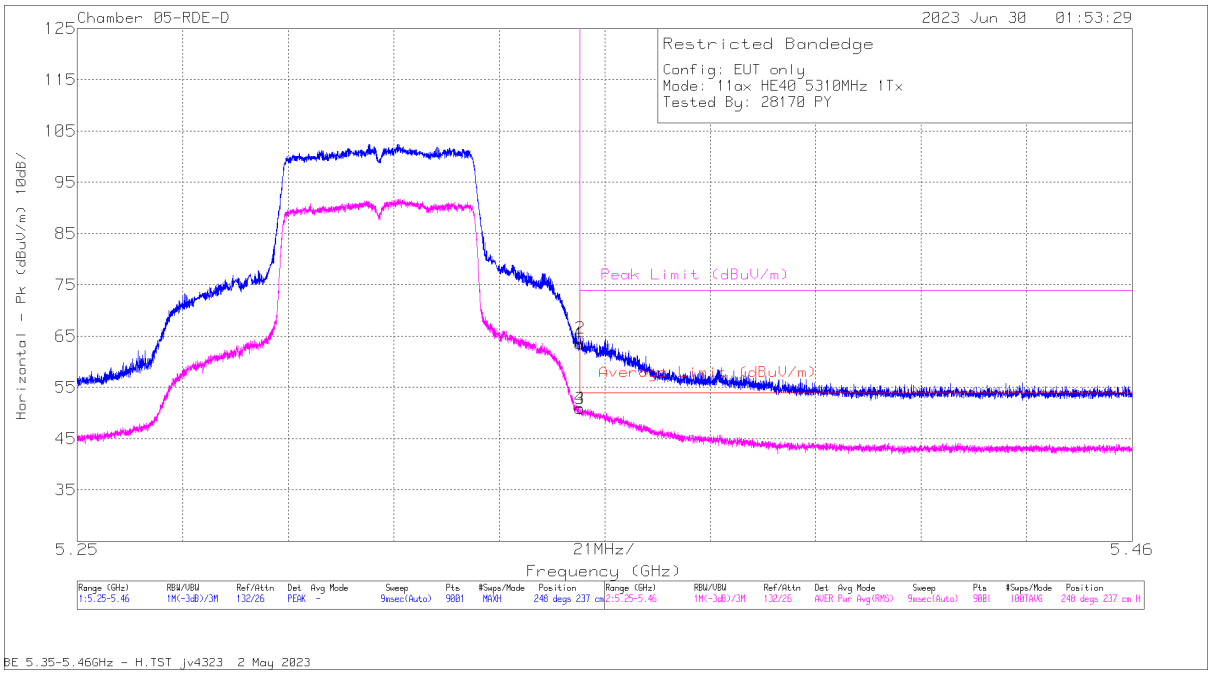

Marker	Frequency (GHz)	Meter Reading (dBuV)	Det	80402 ACF(dB) - 3mH	DCCF (dB)	Gain/Loss (dB)	Corrected Reading (dBuV/m)	Average Limit (dBuV/m)	Margin (dB)	Peak Limit (dBuV/m)	PK Margin (dB)	Azimuth (Degs)	Height (cm)	Polarity
1	5.35	67.23	Pk	34.7	0	-38.42	63.51	-	-	74	-10.49	248	237	H
3	5.35	54.37	RMS	34.7	0.84	-38.42	51.49	54	-2.51	-	-	248	237	H
4	5.350005	54.47	RMS	34.7	0.84	-38.42	51.59	54	-2.41	-	-	248	237	H
2	5.350122	68.32	Pk	34.7	0	-38.42	64.6	-	-	74	-9.4	248	237	H

Pk - Peak detector
RMS - RMS detection

UL VERIFICATION SERVICES
47173 Benicia Street, Fremont, CA 94538; USA TEL:(510) 319-4000 FAX:(510) 661-0888
This report shall not be reproduced except in full, without the written approval of UL VERIFICATION SERVICES

VERTICAL RESULT

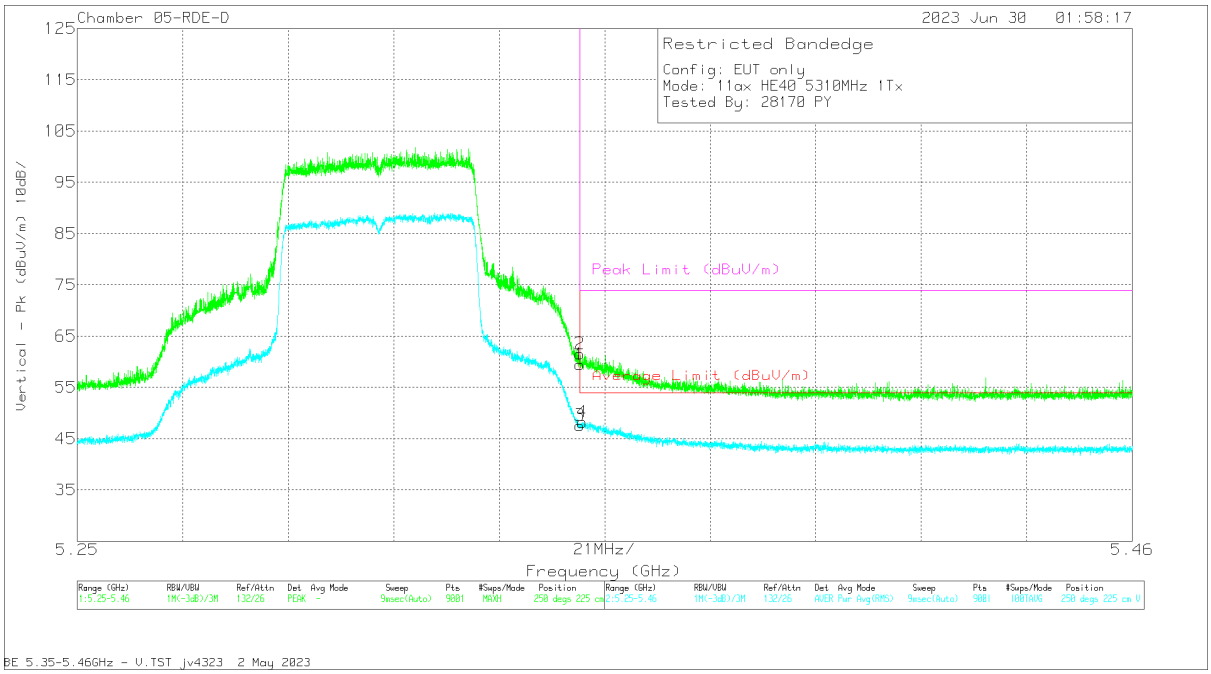

Marker	Frequency (GHz)	Meter Reading (dBuV)	Det	80402 ACF(dB) - 3mH	DCCF (dB)	Gain/Loss (dB)	Corrected Reading (dBuV/m)	Average Limit (dBuV/m)	Margin (dB)	Peak Limit (dBuV/m)	PK Margin (dB)	Azimuth (Degs)	Height (cm)	Polarity
1	5.35	63.21	Pk	34.7	0	-38.42	59.49	-	-	74	-14.51	250	225	V
3	5.35	51.13	RMS	34.7	0.84	-38.42	48.25	54	5.75	-	-	250	225	V
2	5.350029	65.27	Pk	34.7	0	-38.42	61.55	-	-	74	-12.45	250	225	V
4	5.350542	51.76	RMS	34.7	0.84	-38.41	48.89	54	-5.11	-	-	250	225	V

Pk - Peak detector
RMS - RMS detection

UL VERIFICATION SERVICES
47173 Benicia Street, Fremont, CA 94538; USA TEL:(510) 319-4000 FAX:(510) 661-0888
This report shall not be reproduced except in full, without the written approval of UL VERIFICATION SERVICES

1.1.28 5.3GHz Band HARMONICS AND SPURIOUS EMISSIONS, 2TX HE40 RU26

LOW CHANNEL RESULTS

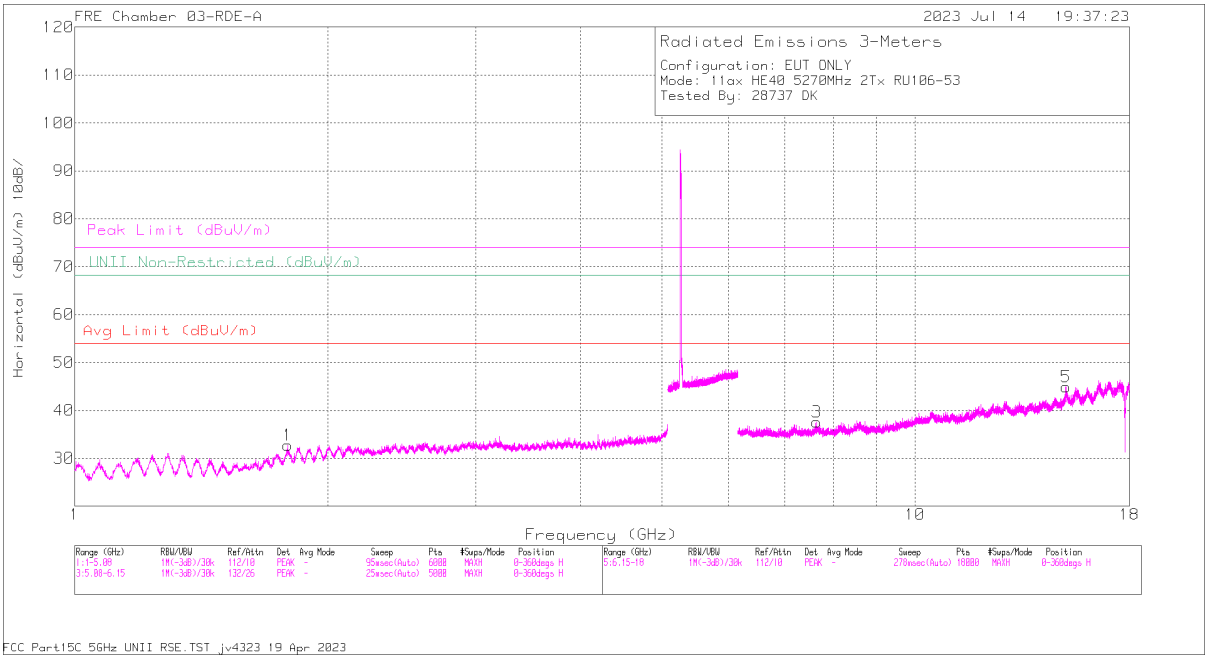

HORIZONTAL

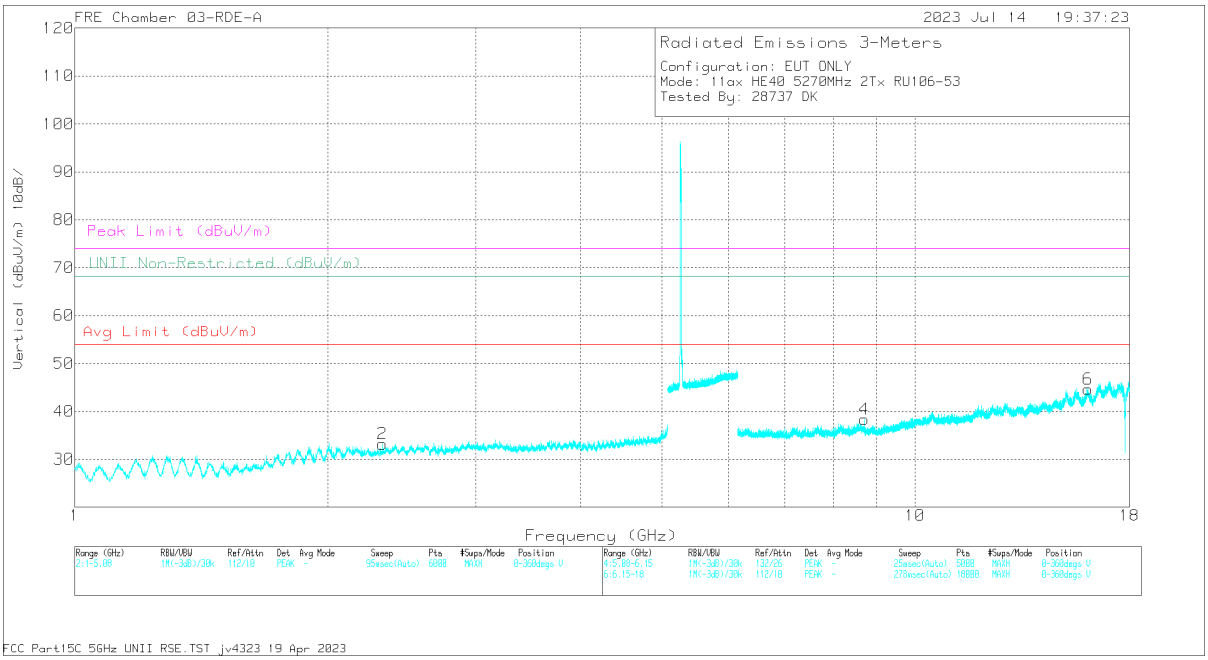

VERTICAL

UL VERIFICATION SERVICES
47173 Benicia Street, Fremont, CA 94538; USA TEL:(510) 319-4000 FAX:(510) 661-0888

This report shall not be reproduced except in full, without the written approval of UL VERIFICATION SERVICES

RADIATED EMISSIONS

Marker	Frequency (GHz)	Meter Reading (dBuV)	Det	200897 ACF (dB) 3mH	Gain/Loss (dB)	Corrected Reading (dBuV/m)	Avg Limit (dBuV/m)	Margin (dB)	Peak Limit (dBuV/m)	PK Margin (dB)	UNII Non-Restricted (dBuV/m)	PK Margin (dB)	Azimuth (Degs)	Height (cm)	Polarity
2	* 2.324888	60.39	PK-U	31.6	-50.39	41.6	-	-	74	-32.4	-	-	0	204	V
	* 2.325834	48.88	ADR	31.6	-50.45	30.03	54	-23.97	-	-	-	-	0	204	V
3	* 7.643354	56.17	PK-U	35.7	-45.66	46.21	-	-	74	-27.79	-	-	0	101	H
	* 7.645107	44.86	ADR	35.7	-45.62	34.94	54	-19.06	-	-	-	-	0	101	H
6	* 16.060443	55.53	PK-U	40.5	-43.61	52.42	-	-	74	-21.58	-	-	0	101	V
	* 16.057303	44.11	ADR	40.5	-43.56	41.05	54	-12.95	-	-	-	-	0	101	V
1	1.793262	61.72	PK-U	30.2	-50.21	41.71	-	-	-	-	68.2	-26.49	0	101	H
4	8.699853	56.46	PK-U	35.7	-45.29	46.87	-	-	-	-	68.2	-21.33	0	199	V
5	15.125646	56.1	PK-U	39.8	-42.35	53.55	-	-	-	-	68.2	-14.65	0	101	H

* - indicates frequency in CFR47 Pt 15 / IC RSS-Restricted Band
PK-U - U-NII: Maximum Peak
ADR - U-NII AD primary method, RMS average

UL VERIFICATION SERVICES
47173 Benicia Street, Fremont, CA 94538; USA TEL:(510) 319-4000 FAX:(510) 661-0888
This report shall not be reproduced except in full, without the written approval of UL VERIFICATION SERVICES

HIGH CHANNEL RESULTS

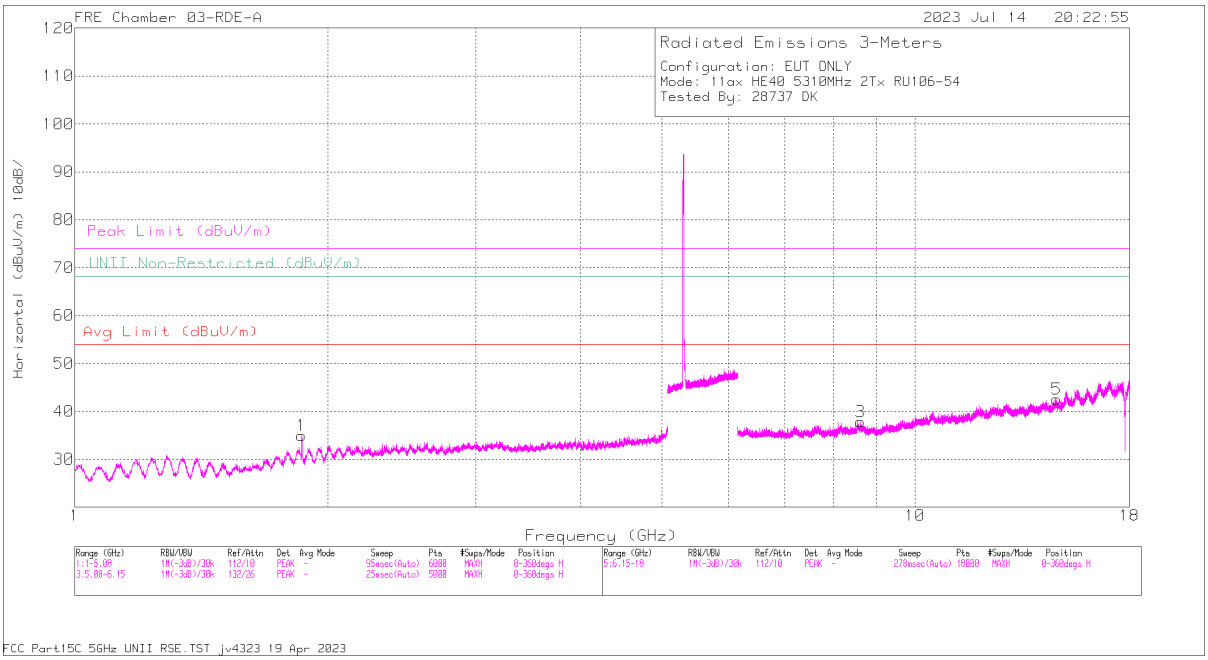

HORIZONTAL

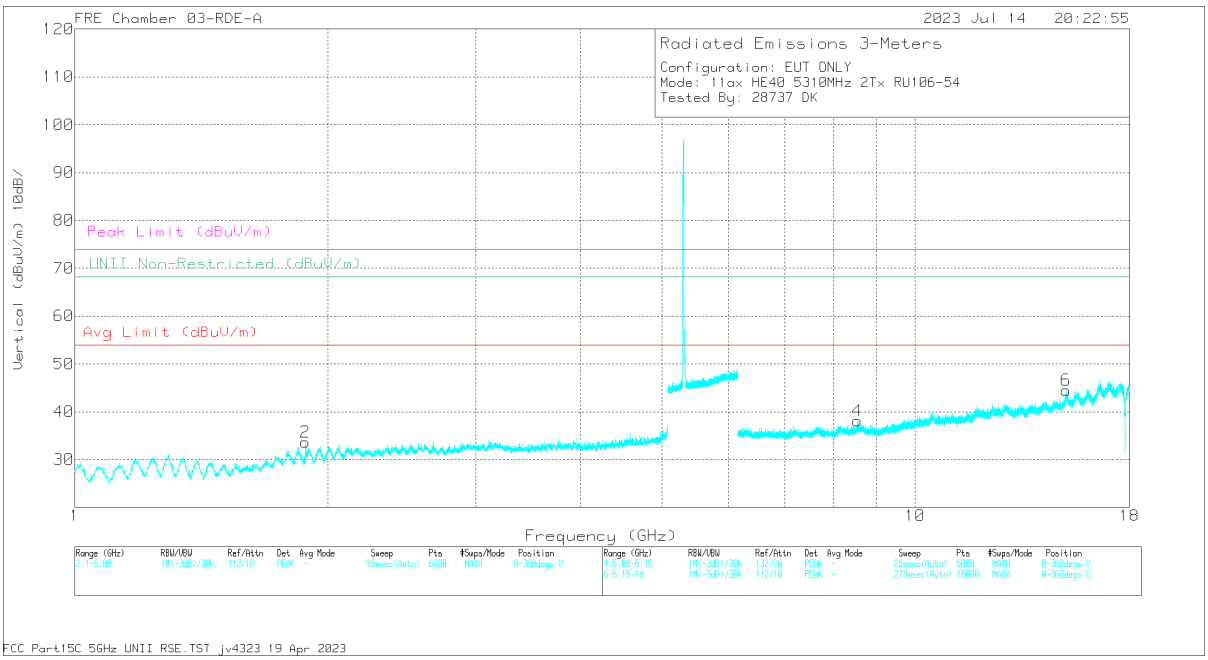

VERTICAL

UL VERIFICATION SERVICES
47173 Benicia Street, Fremont, CA 94538; USA TEL:(510) 319-4000 FAX:(510) 661-0888

This report shall not be reproduced except in full, without the written approval of UL VERIFICATION SERVICES

RADIATED EMISSIONS

Marker	Frequency (GHz)	Meter Reading (dBuV)	Det	200897 ACF (dB) 3mH	Gain/Loss (dB)	Corrected Reading (dBuV/m)	UNII Non-Restricted (dBuV/m)	PK Margin (dB)	Azimuth (Degs)	Height (cm)	Polarity
1	1.862935	60.8	PK-U	30.5	-50.21	41.09	68.2	-27.11	1	204	H
2	1.88397	59.77	PK-U	30.7	-50.15	40.32	68.2	-27.88	1	199	V
4	8.542722	55.23	PK-U	35.7	-44.98	45.95	68.2	-22.25	1	101	V
3	8.61166	56.55	PK-U	35.6	-45.09	47.06	68.2	-21.14	1	101	H
5	14.738975	55.74	PK-U	39.3	-44.39	50.65	68.2	-17.55	1	203	H
6	15.125993	56.14	PK-U	39.8	-42.35	53.59	68.2	-14.61	1	101	V

PK-U - U-NII: Maximum Peak
ADR - U-NII AD primary method, RMS average

UL VERIFICATION SERVICES
47173 Benicia Street, Fremont, CA 94538; USA TEL:(510) 319-4000 FAX:(510) 661-0888
This report shall not be reproduced except in full, without the written approval of UL VERIFICATION SERVICES

2TX Antenna 6 + Antenna 5 OFDMA MODE: 106-Tones, RU Index 54

BANDEDGE (HIGH CHANNEL)

HORIZONTAL RESULT

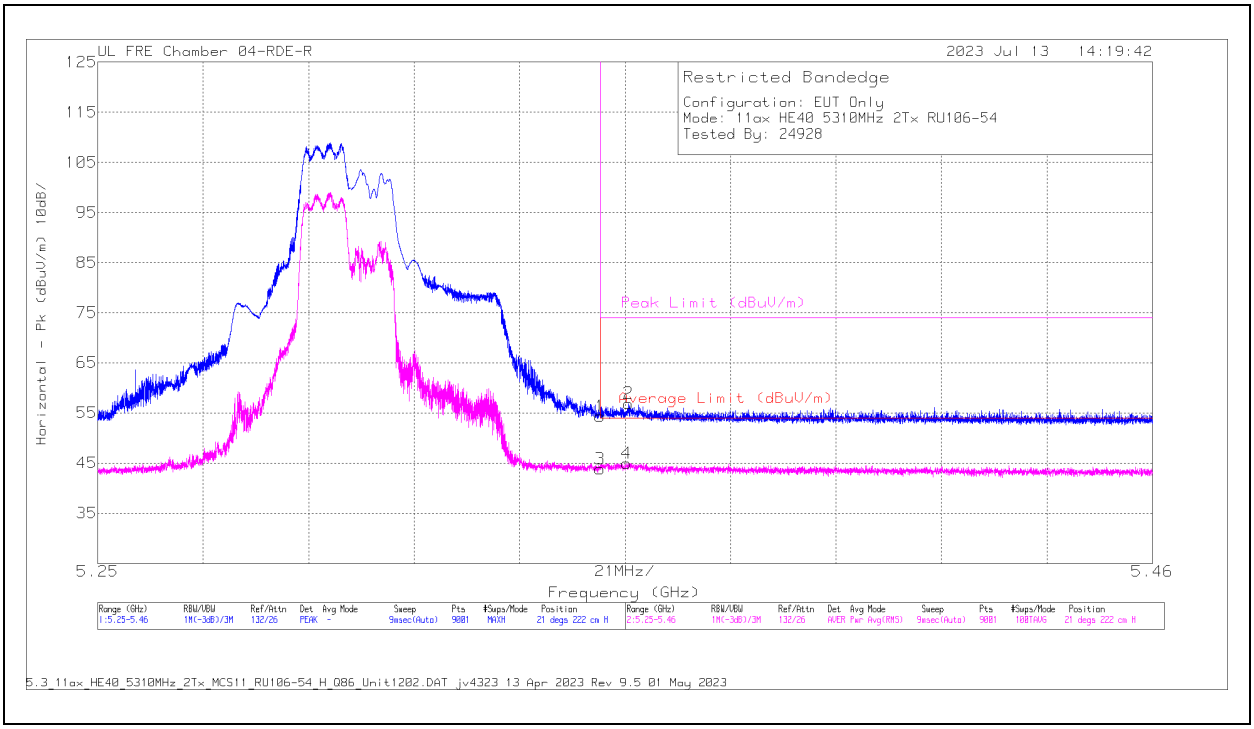

Marker	Frequency (GHz)	Meter Reading (dBuV)	Det	222740 ACF(dB) - 3mH	DCCF (dB)	Gain/Loss (dB)	Corrected Reading (dBuV/m)	Average Limit (dBuV/m)	Margin (dB)	Peak Limit (dBuV/m)	PK Margin (dB)	Azimuth (Degs)	Height (cm)	Polarity
1	5.35	58.31	Pk	34.4	0	-38.37	54.34	-	-	74	-19.66	21	222	H
3	5.35	47.26	RMS	34.4	.54	-38.37	43.83	54	-10.17	-	-	21	222	H
4	5.355325	48.37	RMS	34.4	.54	-38.31	45.00	54	-9.00	-	-	21	222	H
2	5.355675	60.82	Pk	34.4	0	-38.31	56.91	-	-	74	-17.09	21	222	H

Pk - Peak detector
RMS - RMS detection

UL VERIFICATION SERVICES
47173 Benicia Street, Fremont, CA 94538; USA TEL:(510) 319-4000 FAX:(510) 661-0888
This report shall not be reproduced except in full, without the written approval of UL VERIFICATION SERVICES

VERTICAL RESULT

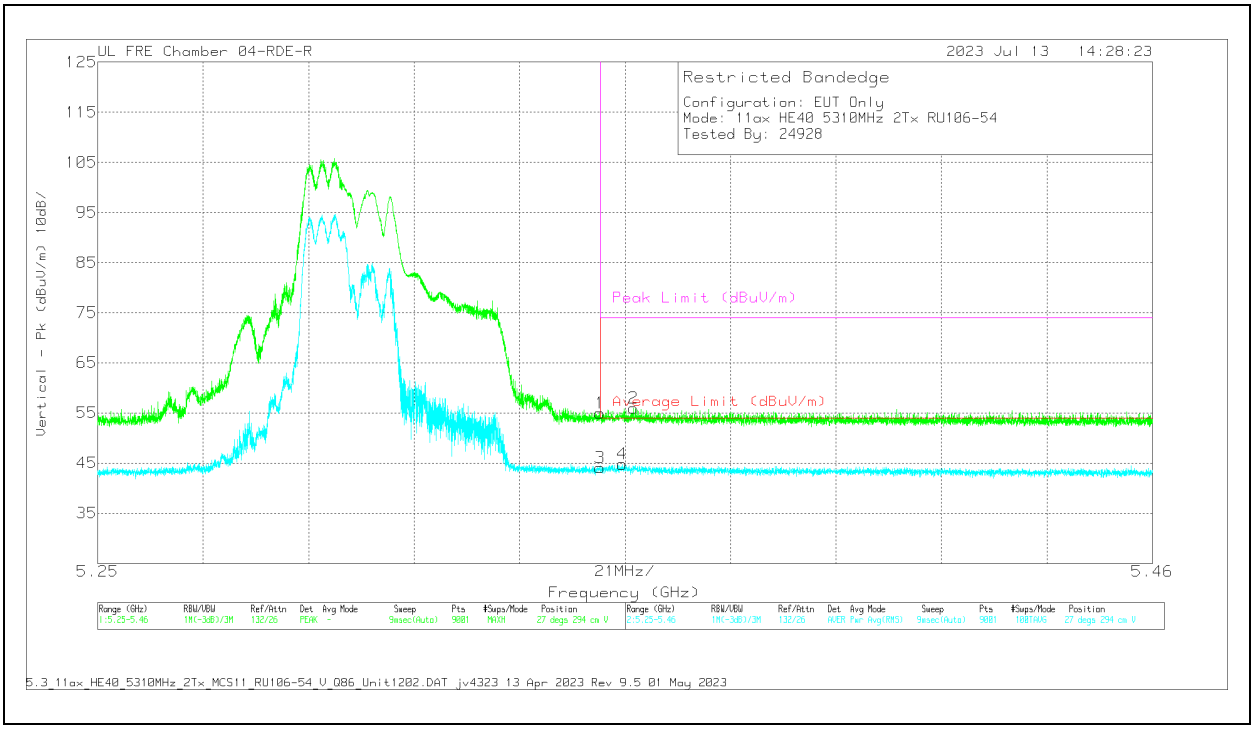

Marker	Frequency (GHz)	Meter Reading (dBuV)	Det	222740 ACF(dB) - 3mH	DCCF (dB)	Gain/Loss (dB)	Corrected Reading (dBuV/m)	Average Limit (dBuV/m)	Margin (dB)	Peak Limit (dBuV/m)	PK Margin (dB)	Azimuth (Degs)	Height (cm)	Polarity
1	5.35	58.93	Pk	34.4	0	-38.37	54.96	-	-	74	-19.04	27	294	V
3	5.35	47.57	RMS	34.4	.54	-38.37	44.14	54	-9.86	-	-	27	294	V
4	5.354415	48.14	RMS	34.4	.54	-38.31	44.77	54	-9.23	-	-	27	294	V
2	5.356632	59.87	Pk	34.4	0	-38.3	55.97	-	-	74	-18.03	27	294	V

Pk - Peak detector
RMS - RMS detection

UL VERIFICATION SERVICES
47173 Benicia Street, Fremont, CA 94538; USA TEL:(510) 319-4000 FAX:(510) 661-0888
This report shall not be reproduced except in full, without the written approval of UL VERIFICATION SERVICES

2TX Antenna 6 + Antenna 5 OFDMA MODE: SU, Single User

BANDEDGE (HIGH CHANNEL)

HORIZONTAL RESULT

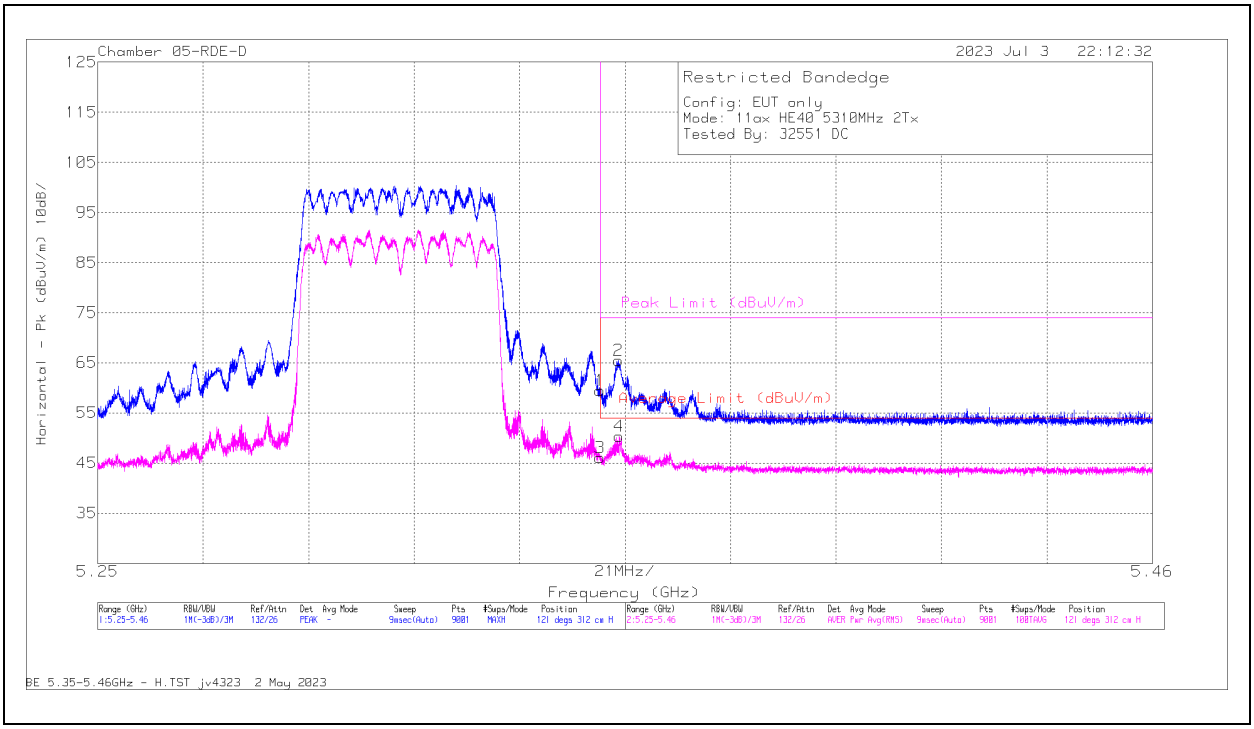

Marker	Frequency (GHz)	Meter Reading (dBuV)	Det	80402 ACF(dB) - 3mH	DCCF (dB)	Gain/Loss (dB)	Corrected Reading (dBuV/m)	Average Limit (dBuV/m)	Margin (dB)	Peak Limit (dBuV/m)	PK Margin (dB)	Azimuth (Degs)	Height (cm)	Polarity
1	5.35	63.23	Pk	34.7	0	-38.42	59.51	-	-	74	-14.49	121	312	H
3	5.35	48.99	RMS	34.7	.84	-38.42	46.11	54	-7.89	-	-	121	312	H
2	5.353692	69.09	Pk	34.7	0	-38.35	65.44	-	-	74	-8.56	121	312	H
4	5.353809	53.12	RMS	34.7	.84	-38.34	50.32	54	-3.68	-	-	121	312	H

Pk - Peak detector
RMS - RMS detection

UL VERIFICATION SERVICES
47173 Benicia Street, Fremont, CA 94538; USA TEL:(510) 319-4000 FAX:(510) 661-0888
This report shall not be reproduced except in full, without the written approval of UL VERIFICATION SERVICES

VERTICAL RESULT

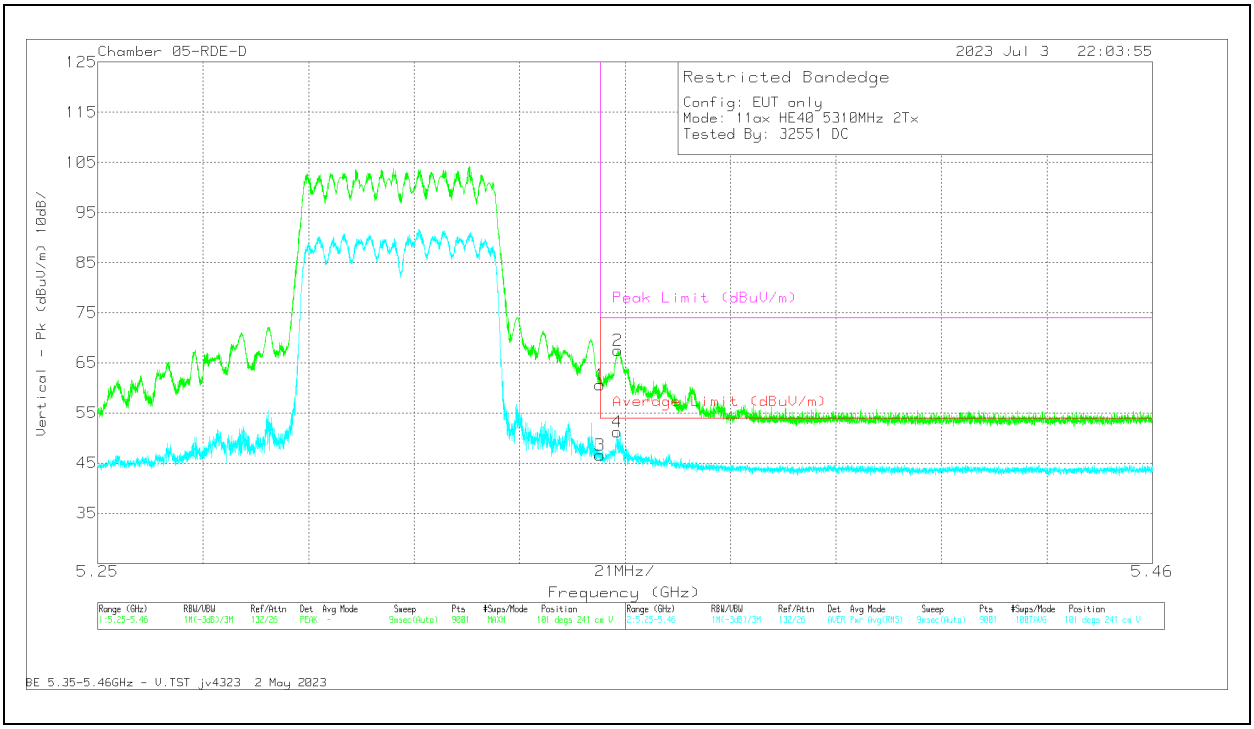

Marker	Frequency (GHz)	Meter Reading (dBuV)	Det	80402 ACF(dB) - 3mH	DCCF (dB)	Gain/Loss (dB)	Corrected Reading (dBuV/m)	Average Limit (dBuV/m)	Margin (dB)	Peak Limit (dBuV/m)	PK Margin (dB)	Azimuth (Degs)	Height (cm)	Polarity
1	5.35	64.37	Pk	34.7	0	-38.42	60.65	-	-	74	-13.35	101	241	V
3	5.35	49.43	RMS	34.7	.84	-38.42	46.55	54	-7.45	-	-	101	241	V
4	5.353412	54.05	RMS	34.7	.84	-38.35	51.24	54	-2.76	-	-	101	241	V
2	5.353575	71.13	Pk	34.7	0	-38.35	67.48	-	-	74	-6.52	101	241	V

Pk - Peak detector
RMS - RMS detection

UL VERIFICATION SERVICES
47173 Benicia Street, Fremont, CA 94538; USA TEL:(510) 319-4000 FAX:(510) 661-0888
This report shall not be reproduced except in full, without the written approval of UL VERIFICATION SERVICES

1.1.29 5.3GHz Band HARMONICS AND SPURIOUS EMISSIONS, 2TX 11ax, HE40 SU MODE

LOW CHANNEL RESULTS

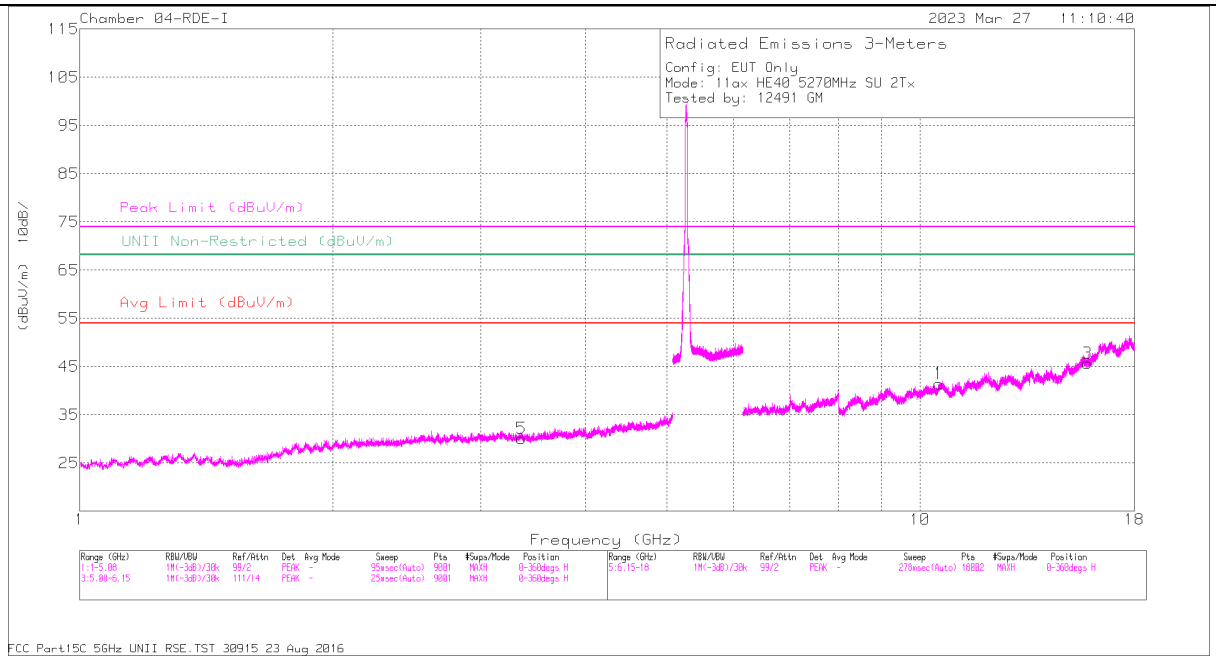

HORIZONTAL

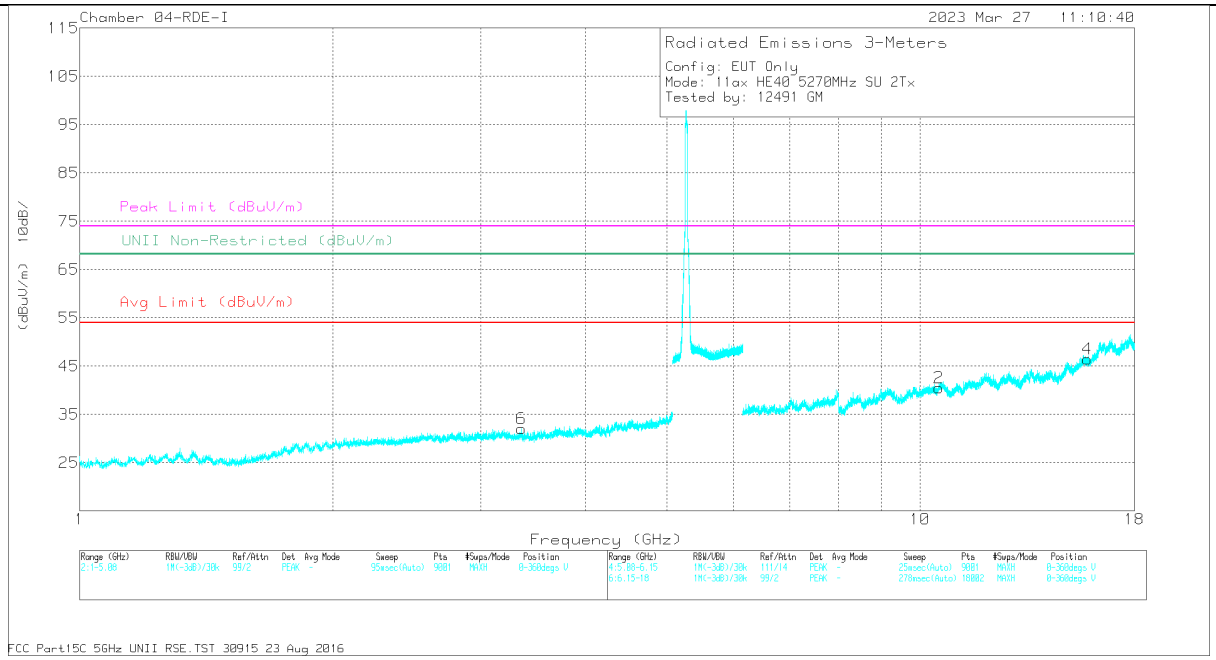

VERTICAL

UL VERIFICATION SERVICES
47173 Benicia Street, Fremont, CA 94538; USA TEL:(510) 319-4000 FAX:(510) 661-0888

This report shall not be reproduced except in full, without the written approval of UL VERIFICATION SERVICES

RADIATED EMISSIONS

Marker	Frequency (GHz)	Meter Reading (dBuV)	Det	84797 ACF (dB) - 3mH	Amp/Cbl/Fltr (dB)	DCCF (dB)	Corrected Reading (dBuV/m)	Avg Limit (dBuV/m)	Margin (dB)	Peak Limit (dBuV/m)	PK Margin (dB)	UNII Non-Restricted (dBuV/m)	PK Margin (dB)	Azimuth (Degs)	Height (cm)	Polarity
5	* 3.354124	37.87	PK-U	32.8	-29.9	0	40.77	-	-	74	-33.23	-	-	2	192	H
	* 3.354197	25.9	ADR	32.8	-29.9	.13	28.93	54	-25.07	-	-	-	-	2	192	H
6	* 3.354817	36.93	PK-U	32.8	-29.9	0	39.83	-	-	74	-34.17	-	-	315	233	V
	* 3.353752	25.43	ADR	32.8	-29.9	.13	28.46	54	-25.54	-	-	-	-	315	233	V
1	10.537544	31.47	PK-U	37.5	-18.5	0	50.47	-	-	-	-	68.2	-17.73	232	362	H
3	* 15.809629	31.43	PK-U	41.3	-16.4	0	56.33	-	-	74	-17.67	-	-	49	358	H
	* 15.81126	19.79	ADR	41.3	-16.3	.13	44.92	54	-9.08	-	-	-	-	49	358	H
2	10.534969	30.6	PK-U	37.5	-18.4	0	49.7	-	-	-	-	68.2	-18.5	232	195	V
4	* 15.814544	30.59	PK-U	41.3	-16.2	0	55.69	-	-	74	-18.31	-	-	96	254	V
	* 15.812301	19.38	ADR	41.3	-16.3	.13	44.51	54	-9.49	-	-	-	-	96	254	V

* - indicates frequency in CFR47 Pt 15 / IC RSS-Restricted Band
PK-U - U-NII: Maximum Peak
ADR - U-NII AD primary method, RMS average

UL VERIFICATION SERVICES
47173 Benicia Street, Fremont, CA 94538; USA TEL:(510) 319-4000 FAX:(510) 661-0888
This report shall not be reproduced except in full, without the written approval of UL VERIFICATION SERVICES

HIGH CHANNEL RESULTS

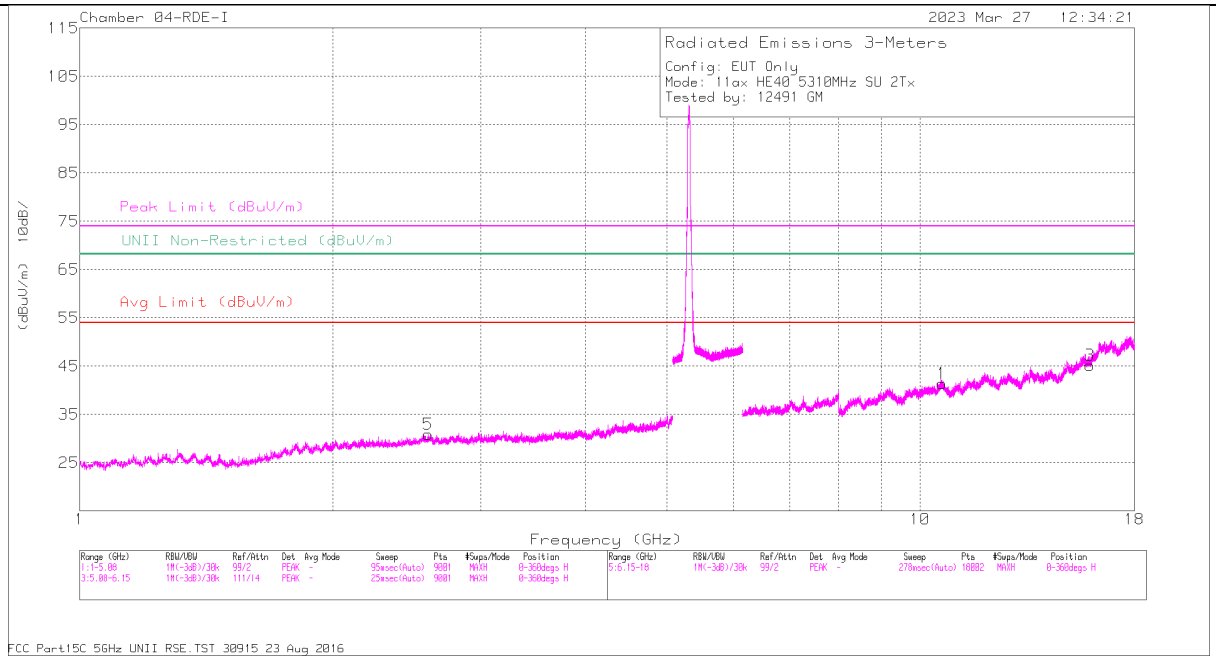

HORIZONTAL

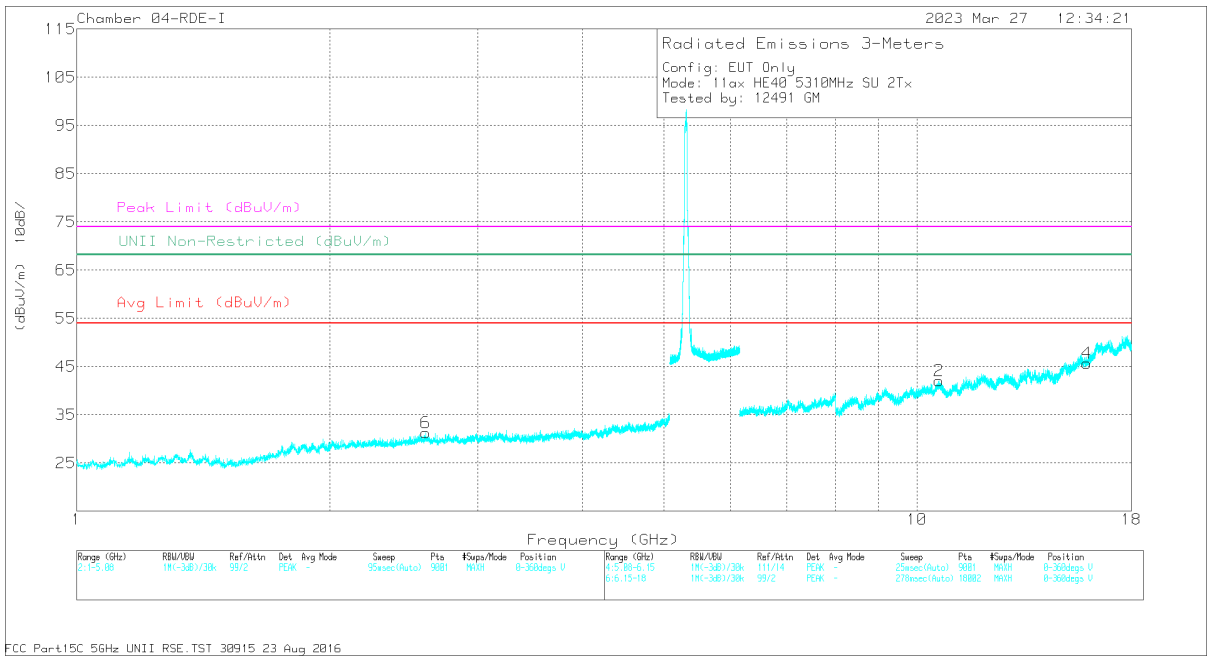

VERTICAL

UL VERIFICATION SERVICES
47173 Benicia Street, Fremont, CA 94538; USA TEL:(510) 319-4000 FAX:(510) 661-0888

This report shall not be reproduced except in full, without the written approval of UL VERIFICATION SERVICES

RADIATED EMISSIONS

Marker	Frequency (GHz)	Meter Reading (dBuV)	Det	84797 ACF (dB) - 3mH	Amp/Cbl/Fltr (dB)	DCCF (dB)	Corrected Reading (dBuV/m)	Avg Limit (dBuV/m)	Margin (dB)	Peak Limit (dBuV/m)	PK Margin (dB)	UNII Non-Restricted (dBuV/m)	PK Margin (dB)	Azimuth (Degs)	Height (cm)	Polarity
5	2.599102	38.09	PK-U	32.4	-30.5	0	39.99	-	-	-	-	68.2	-28.21	226	180	H
6	2.598426	37.39	PK-U	32.4	-30.5	0	39.29	-	-	-	-	68.2	-28.91	247	235	V
1	* 10.621635	31.84	PK-U	37.6	-18.5	0	50.94	-	-	74	-23.06	-	-	272	141	H
	* 10.62504	20.36	ADR	37.6	-18.4	.13	39.69	54	-14.31	-	-	-	-	272	141	H
3	* 15.930649	30.53	PK-U	41.4	-16	0	55.93	-	-	74	-18.07	-	-	2	107	H
	* 15.930173	19.1	ADR	41.4	-16	.13	44.63	54	-9.37	-	-	-	-	2	107	H
2	* 10.619917	32.06	PK-U	37.6	-18.5	0	51.16	-	-	74	-22.84	-	-	197	224	V
	* 10.621552	20.02	ADR	37.6	-18.5	.13	39.25	54	-14.75	-	-	-	-	197	224	V
4	* 15.932948	30.83	PK-U	41.4	-15.9	0	56.33	-	-	74	-17.67	-	-	316	311	V
	* 15.932489	19.26	ADR	41.4	-15.9	.13	44.89	54	-9.11	-	-	-	-	316	311	V

* - indicates frequency in CFR47 Pt 15 / IC RSS-Restricted Band
PK-U - U-NII: Maximum Peak
ADR - U-NII AD primary method, RMS average

UL VERIFICATION SERVICES
47173 Benicia Street, Fremont, CA 94538; USA TEL:(510) 319-4000 FAX:(510) 661-0888
This report shall not be reproduced except in full, without the written approval of UL VERIFICATION SERVICES

1.1.30 TX ABOVE 1 GHz 802.11ax HE80 MODE IN THE 5.3GHz BAND

1TX Antenna 6 MODE: 106-Tones, RU Index 60

BANDEDGE (MID CHANNEL)

HORIZONTAL RESULT

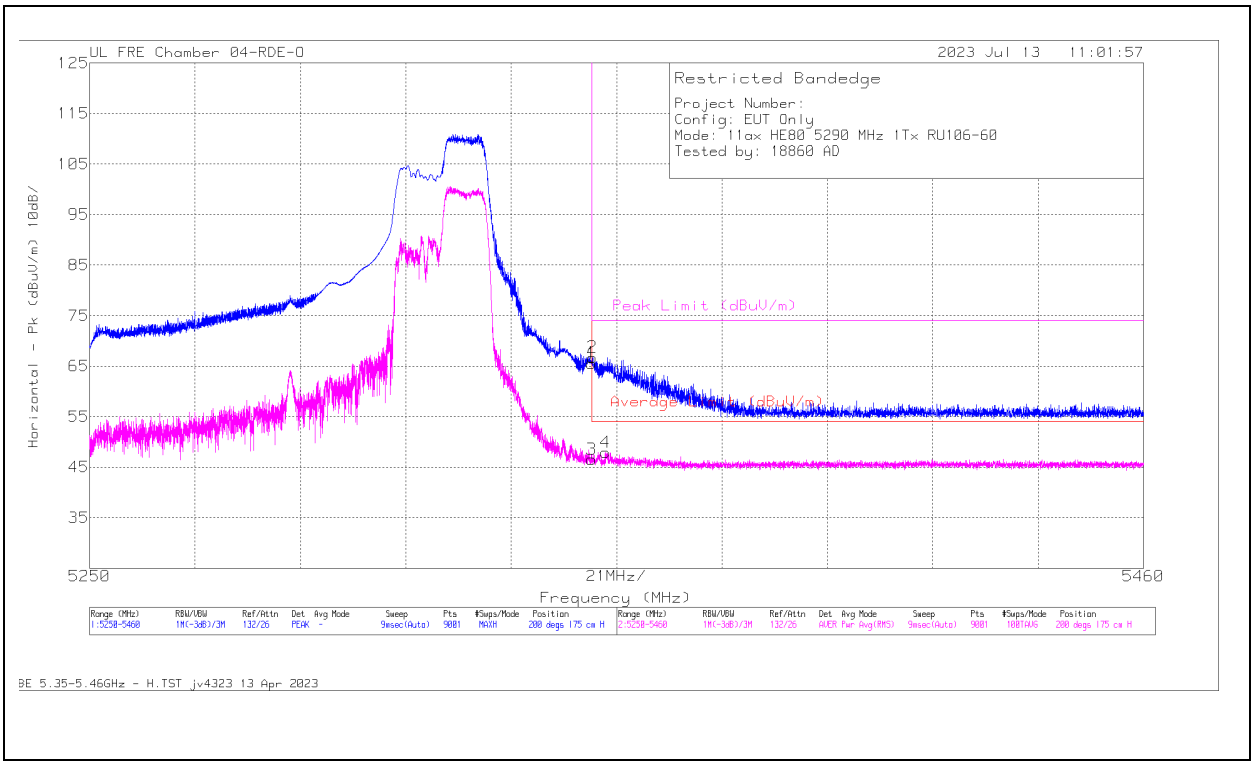

Marker	Frequency (MHz)	Meter Reading (dBuV)	Det	80404_ACF(dB) - 3mH	DCCF (dB)	Gain/Loss (dB)	Corrected Reading (dBuV/m)	Average Limit (dBuV/m)	Margin (dB)	Peak Limit (dBuV/m)	PK Margin (dB)	Azimuth (Degs)	Height (cm)	Polarity
1	5350	66.19	Pk	34.6	0	-35.17	65.62	-	-	74	-8.38	200	175	H
3	5350	46.64	RMS	34.6	.56	-35.17	46.63	54	-7.37	-	-	200	175	H
2	5350.169	67.31	Pk	34.6	0	-35.17	66.74	-	-	74	-7.26	200	175	H
4	5352.805	47.97	RMS	34.6	.56	-35.14	47.99	54	-6.01	-	-	200	175	H

Pk - Peak detector
RMS - RMS detection

UL VERIFICATION SERVICES
47173 Benicia Street, Fremont, CA 94538; USA TEL:(510) 319-4000 FAX:(510) 661-0888
This report shall not be reproduced except in full, without the written approval of UL VERIFICATION SERVICES

VERTICAL RESULT

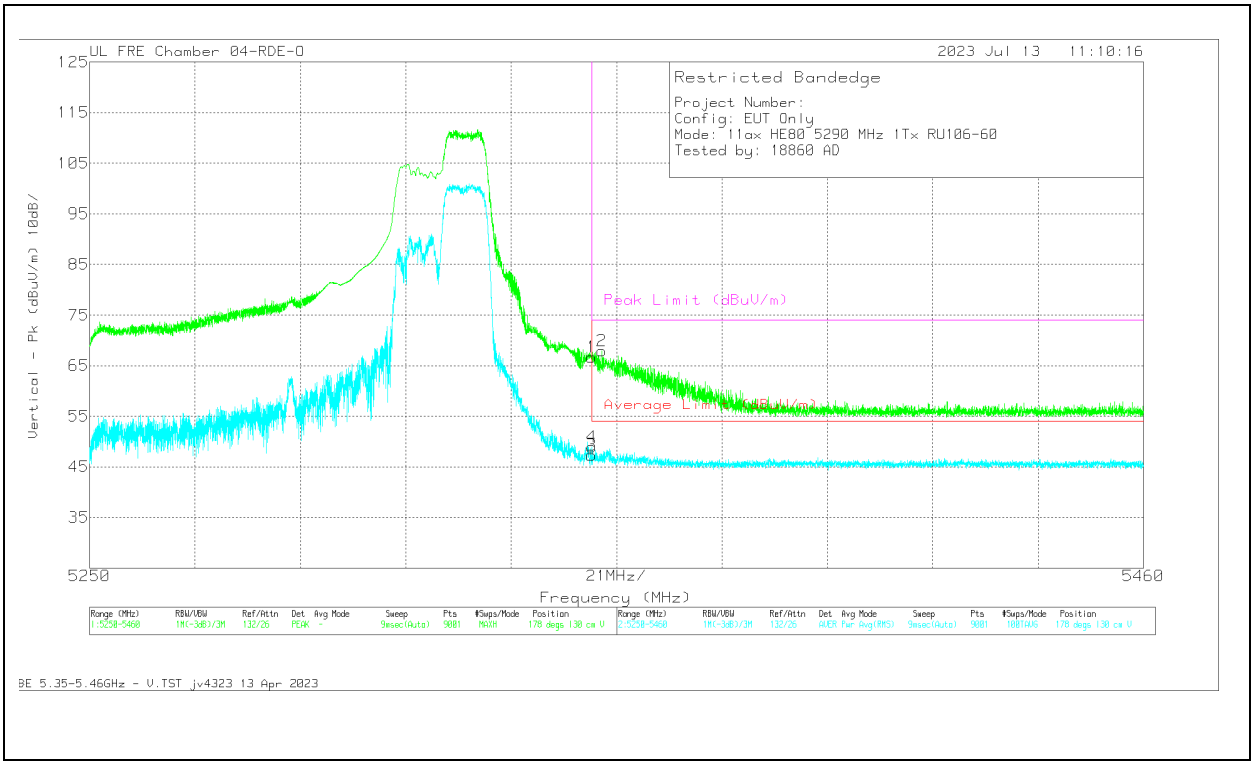

Marker	Frequency (MHz)	Meter Reading (dBuV)	Det	80404_ACF(dB) - 3mH	DCCF (dB)	Gain/Loss (dB)	Corrected Reading (dBuV/m)	Average Limit (dBuV/m)	Margin (dB)	Peak Limit (dBuV/m)	PK Margin (dB)	Azimuth (Degs)	Height (cm)	Polarity
1	5350	67.3	Pk	34.6	0	-35.17	66.73	-	-	74	-7.27	178	130	V
3	5350	47.32	RMS	34.6	.56	-35.17	47.31	54	-6.68	-	-	178	130	V
4	5350.029	49	RMS	34.6	.56	-35.17	48.99	54	-5.01	-	-	178	130	V
2	5352.059	68.43	Pk	34.6	0	-35.15	67.88	-	-	74	-6.12	178	130	V

Pk - Peak detector
RMS - RMS detection

UL VERIFICATION SERVICES
47173 Benicia Street, Fremont, CA 94538; USA TEL:(510) 319-4000 FAX:(510) 661-0888
This report shall not be reproduced except in full, without the written approval of UL VERIFICATION SERVICES

1TX Antenna 6 MODE: SU, Single User

BANDEDGE (MID CHANNEL)

HORIZONTAL RESULT

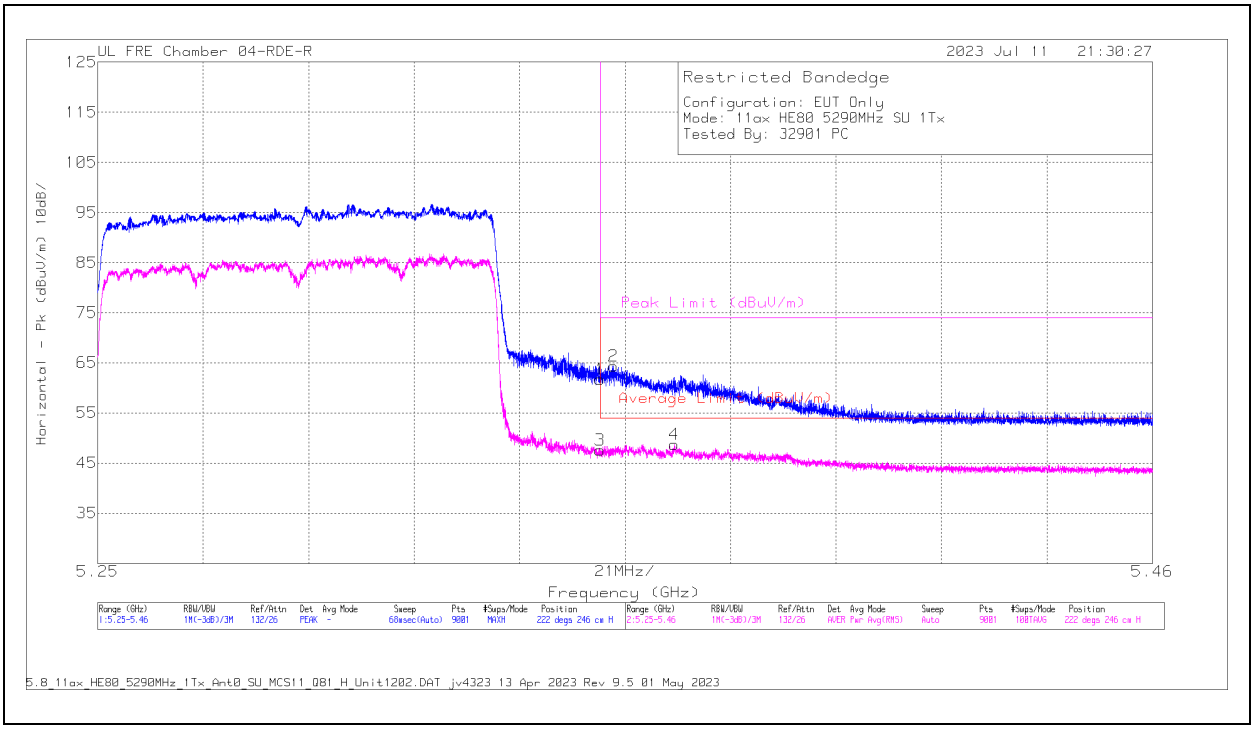

Marker	Frequency (GHz)	Meter Reading (dBuV)	Det	222740 ACF(dB) - 3mH	DCCF (dB)	Gain/Loss (dB)	Corrected Reading (dBuV/m)	Average Limit (dBuV/m)	Margin (dB)	Peak Limit (dBuV/m)	PK Margin (dB)	Azimuth (Degs)	Height (cm)	Polarity
1	5.35	65.71	Pk	34.4	0	-38.37	61.74	-	-	74	-12.26	222	246	H
3	5.35	50.53	RMS	34.4	1.08	-38.37	47.64	54	-6.36	-	-	222	246	H
2	5.352665	68.27	Pk	34.4	0	-38.31	64.36	-	-	74	-9.64	222	246	H
4	5.364845	51.64	RMS	34.4	1.08	-38.34	48.78	54	-5.22	-	-	222	246	H

Pk - Peak detector
RMS - RMS detection

UL VERIFICATION SERVICES
47173 Benicia Street, Fremont, CA 94538; USA TEL:(510) 319-4000 FAX:(510) 661-0888
This report shall not be reproduced except in full, without the written approval of UL VERIFICATION SERVICES

VERTICAL RESULT

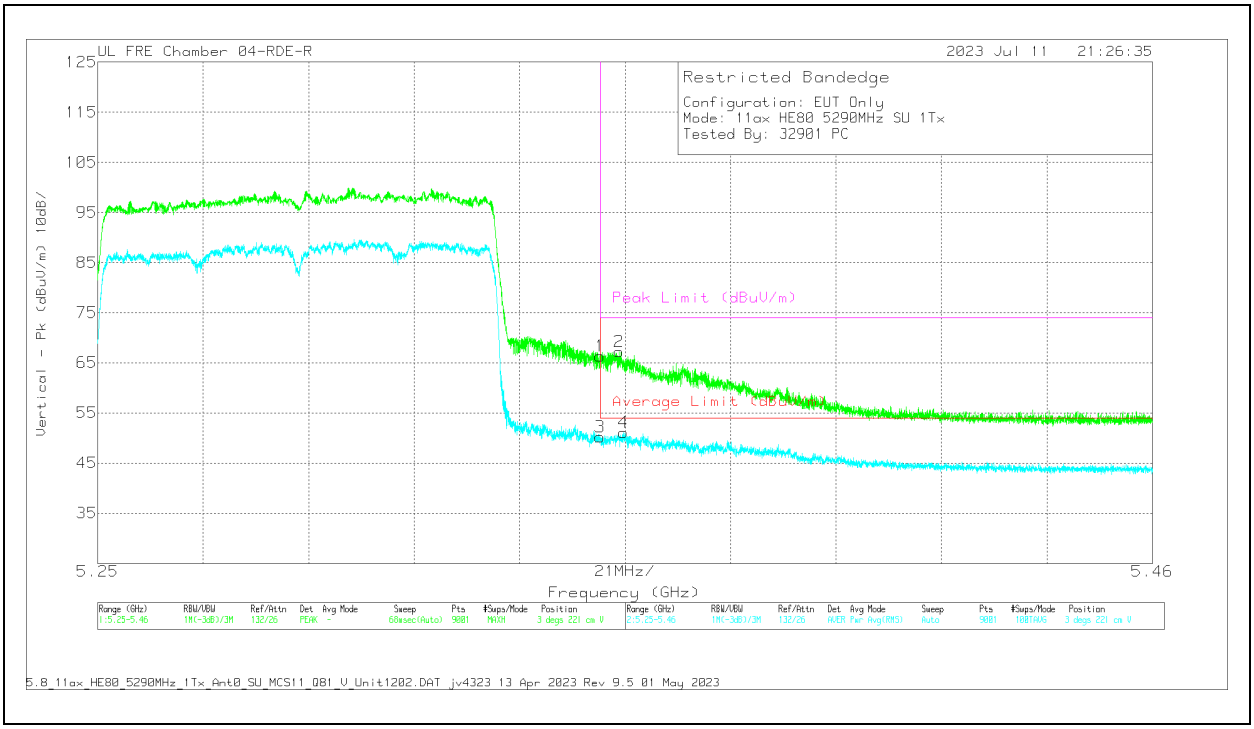

Marker	Frequency (GHz)	Meter Reading (dBuV)	Det	222740 ACF(dB) - 3mH	DCCF (dB)	Gain/Loss (dB)	Corrected Reading (dBuV/m)	Average Limit (dBuV/m)	Margin (dB)	Peak Limit (dBuV/m)	PK Margin (dB)	Azimuth (Degs)	Height (cm)	Polarity
1	5.35	70.3	Pk	34.4	0	-38.37	66.33	-	-	74	-7.67	3	221	V
3	5.35	53.15	RMS	34.4	1.08	-38.37	50.26	54	-3.74	-	-	3	221	V
2	5.353809	71.13	Pk	34.4	0	-38.31	67.22	-	-	74	-6.78	3	221	V
4	5.354625	53.97	RMS	34.4	1.08	-38.31	51.14	54	-2.86	-	-	3	221	V

Pk - Peak detector
RMS - RMS detection

UL VERIFICATION SERVICES
47173 Benicia Street, Fremont, CA 94538; USA TEL:(510) 319-4000 FAX:(510) 661-0888
This report shall not be reproduced except in full, without the written approval of UL VERIFICATION SERVICES

1TX Antenna 5 MODE: 106-Tones, RU Index 60

BANDEDGE (MID CHANNEL)

HORIZONTAL RESULT

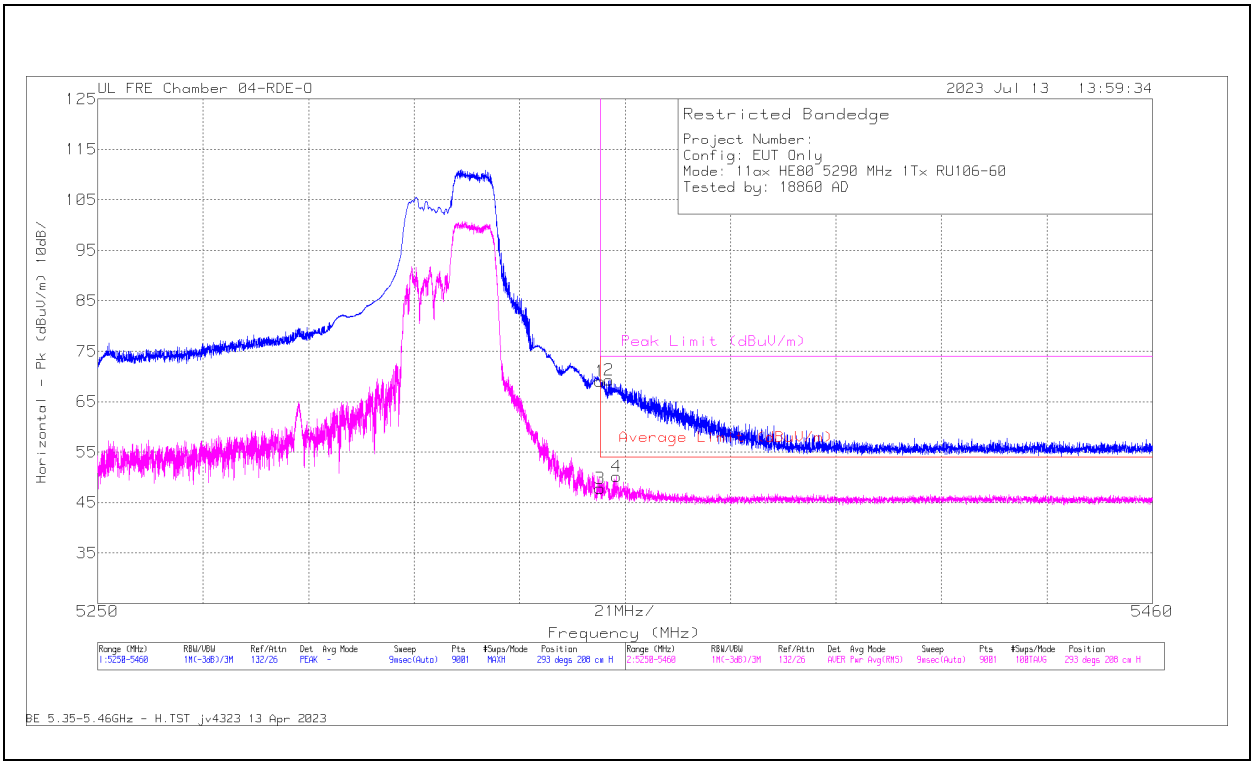

Marker	Frequency (MHz)	Meter Reading (dBuV)	Det	80404_ACF(dB) - 3mH	DCCF (dB)	Gain/Loss (dB)	Corrected Reading (dBuV/m)	Average Limit (dBuV/m)	Margin (dB)	Peak Limit (dBuV/m)	PK Margin (dB)	Azimuth (Degs)	Height (cm)	Polarity
1	5350	69.62	Pk	34.6	0	-35.17	69.05	-	-	74	-4.95	293	208	H
3	5350	47.78	RMS	34.6	.56	-35.17	47.77	54	-6.23	-	-	293	208	H
2	5351.802	69.89	Pk	34.6	0	-35.15	69.34	-	-	74	-4.66	293	208	H
4	5353.365	50.18	RMS	34.6	.56	-35.14	50.2	54	-3.8	-	-	293	208	H

Pk - Peak detector
RMS - RMS detection

UL VERIFICATION SERVICES
47173 Benicia Street, Fremont, CA 94538; USA TEL:(510) 319-4000 FAX:(510) 661-0888
This report shall not be reproduced except in full, without the written approval of UL VERIFICATION SERVICES

VERTICAL RESULT

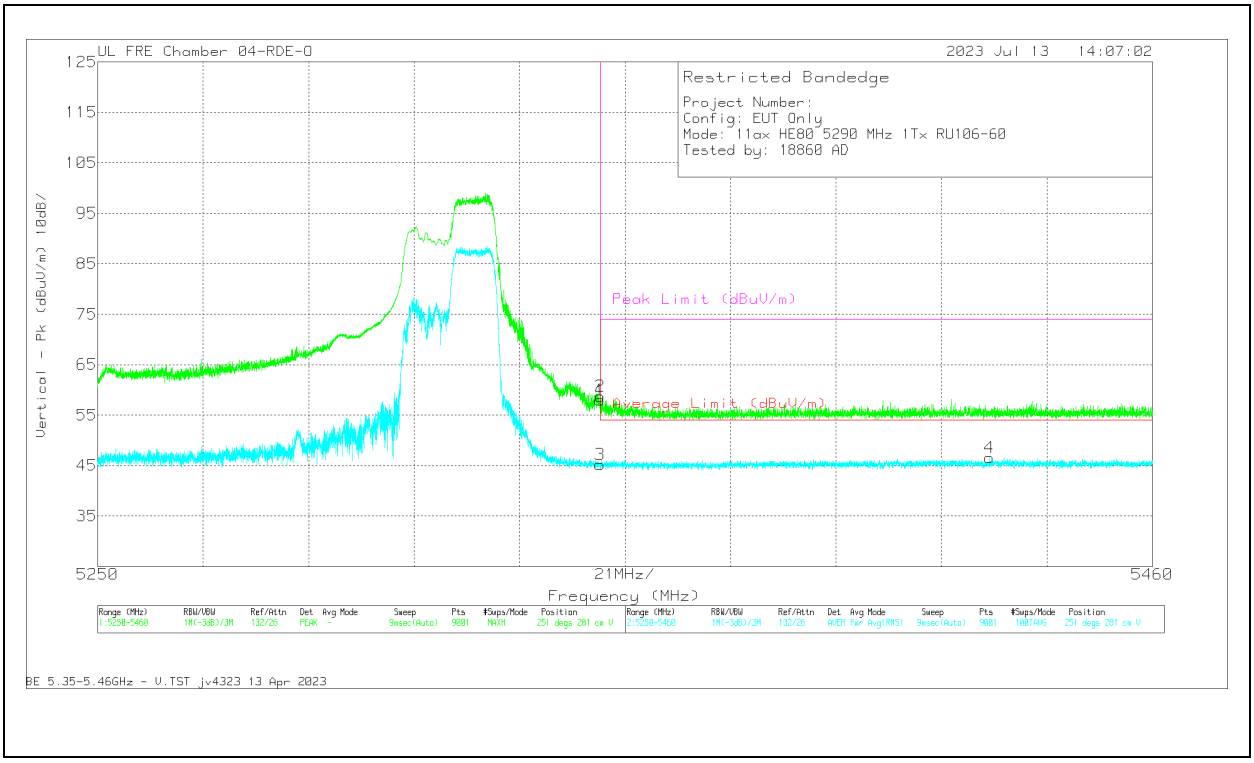

Marker	Frequency (MHz)	Meter Reading (dBuV)	Det	80404_ACF(dB) - 3mH	DCCF (dB)	Gain/Loss (dB)	Corrected Reading (dBuV/m)	Average Limit (dBuV/m)	Margin (dB)	Peak Limit (dBuV/m)	PK Margin (dB)	Azimuth (Degs)	Height (cm)	Polarity
1	5350	58.58	Pk	34.6	0	-35.17	58.01	-	-	74	-15.99	251	281	V
3	5350	45.16	RMS	34.6	.56	-35.17	45.15	54	-8.85	-	-	251	281	V
2	5350.052	59.33	Pk	34.6	0	-35.17	58.76	-	-	74	-15.24	251	281	V
4	5427.541	46.23	RMS	34.7	.56	-34.97	46.52	54	-7.48	-	-	251	281	V

Pk - Peak detector
RMS - RMS detection

UL VERIFICATION SERVICES
47173 Benicia Street, Fremont, CA 94538; USA TEL:(510) 319-4000 FAX:(510) 661-0888
This report shall not be reproduced except in full, without the written approval of UL VERIFICATION SERVICES

1TX Antenna 5 MODE: SU, Single User

BANDEDGE (MID CHANNEL)

HORIZONTAL RESULT

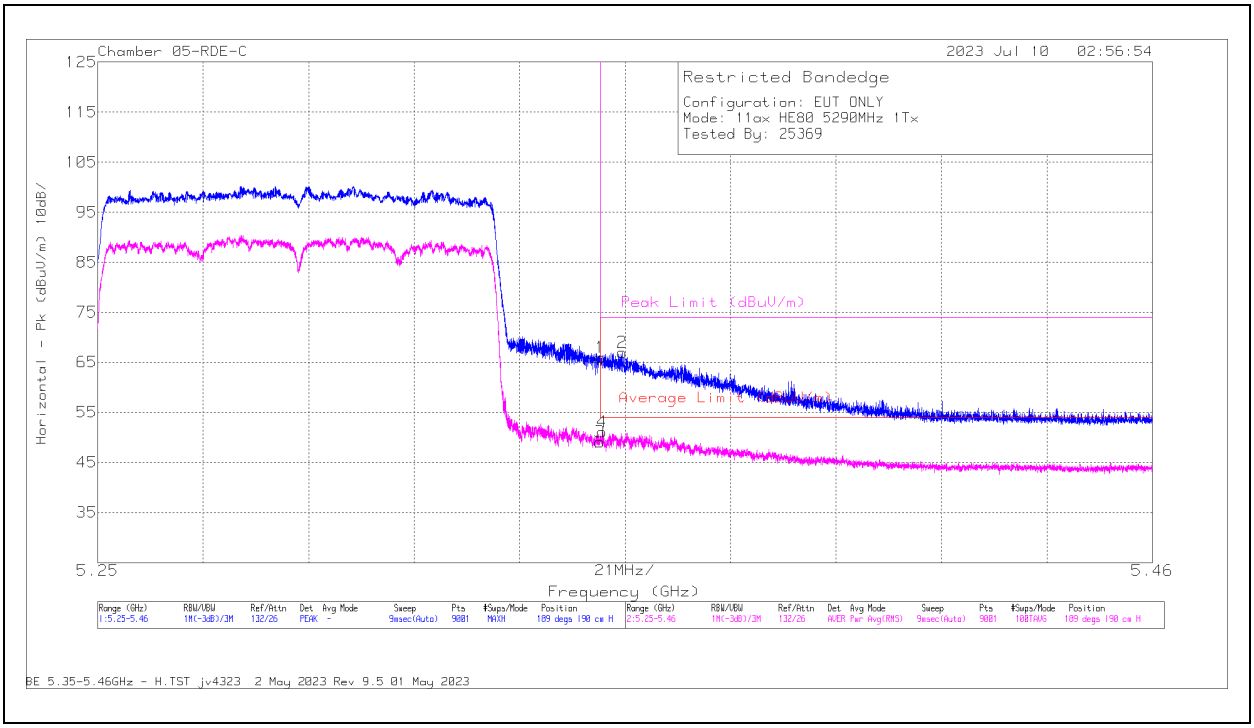

Marker	Frequency (GHz)	Meter Reading (dBuV)	Det	81887 ACF (dB) 3mH	DCCF (dB)	Gain/Loss (dB)	Corrected Reading (dBuV/m)	Average Limit (dBuV/m)	Margin (dB)	Peak Limit (dBuV/m)	PK Margin (dB)	Azimuth (Degs)	Height (cm)	Polarity
1	5.35	70.66	Pk	34.4	0	-39.12	65.94	-	-	74	-8.06	189	190	H
3	5.35	52.79	RMS	34.4	1.08	-39.12	49.15	54	-4.85	-	-	189	190	H
4	5.350495	54.72	RMS	34.4	1.08	-39.15	51.05	54	-2.95	-	-	189	190	H
2	5.354415	71.77	Pk	34.4	0	-39.15	67.02	-	-	74	-6.98	189	190	H

Pk - Peak detector
RMS - RMS detection

UL VERIFICATION SERVICES
47173 Benicia Street, Fremont, CA 94538; USA TEL:(510) 319-4000 FAX:(510) 661-0888
This report shall not be reproduced except in full, without the written approval of UL VERIFICATION SERVICES

VERTICAL RESULT

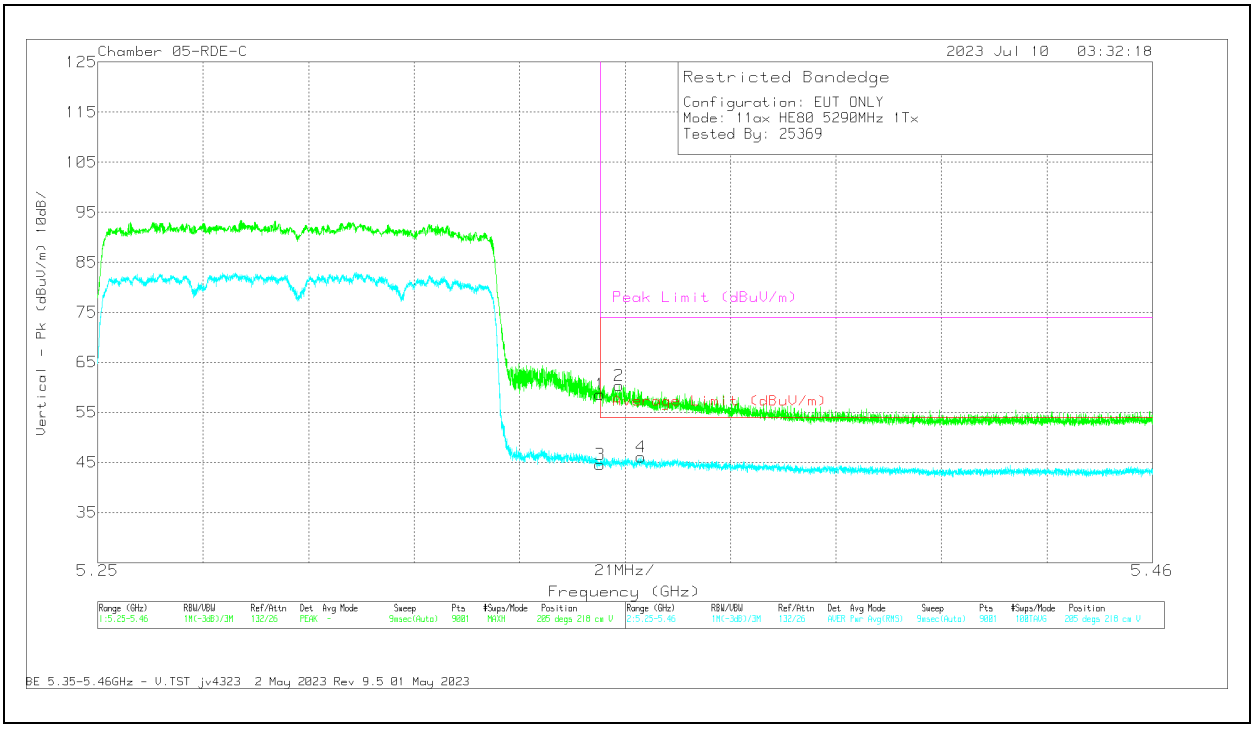

Marker	Frequency (GHz)	Meter Reading (dBuV)	Det	81887 ACF (dB) 3mH	DCCF (dB)	Gain/Loss (dB)	Corrected Reading (dBuV/m)	Average Limit (dBuV/m)	Margin (dB)	Peak Limit (dBuV/m)	PK Margin (dB)	Azimuth (Degs)	Height (cm)	Polarity
1	5.35	63.32	Pk	34.4	0	-39.12	58.6	-	-	74	-15.4	205	218	V
3	5.35	48.26	RMS	34.4	1.08	-39.12	44.62	54	-9.38	-	-	205	218	V
2	5.353809	65.15	Pk	34.4	0	-39.15	60.4	-	-	74	-13.6	205	218	V
4	5.358125	49.71	RMS	34.4	1.08	-39.13	46.06	54	-7.94	-	-	205	218	V

Pk - Peak detector
RMS - RMS detection

UL VERIFICATION SERVICES
47173 Benicia Street, Fremont, CA 94538; USA TEL:(510) 319-4000 FAX:(510) 661-0888
This report shall not be reproduced except in full, without the written approval of UL VERIFICATION SERVICES

1.1.31 HARMONICS AND SPURIOUS EMISSIONS, 2TX 11ax HE80 RU106 MODE

MID CHANNEL RESULTS

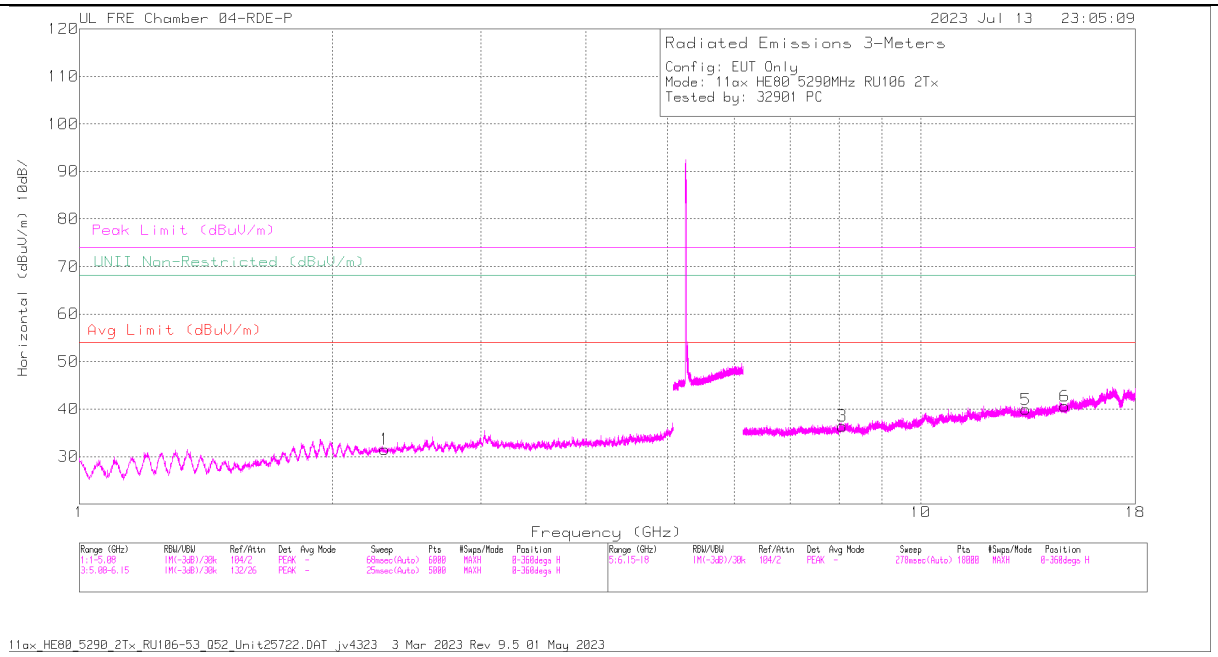

HORIZONTAL

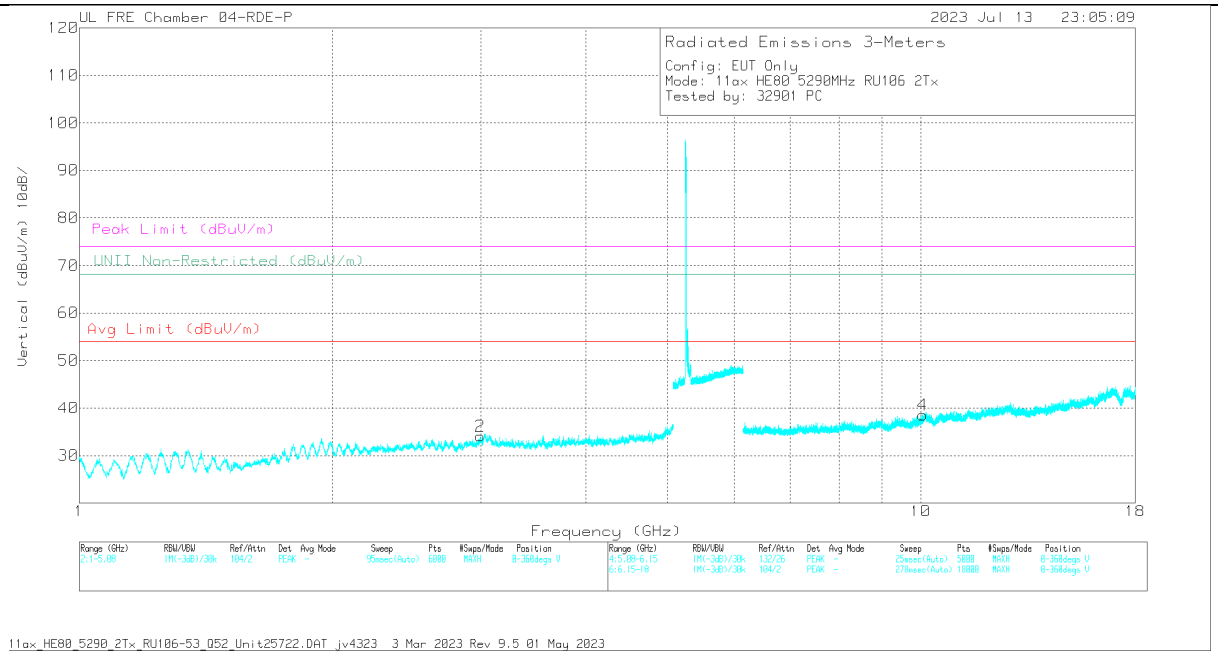

VERTICAL

UL VERIFICATION SERVICES
47173 Benicia Street, Fremont, CA 94538; USA TEL:(510) 319-4000 FAX:(510) 661-0888
This report shall not be reproduced except in full, without the written approval of UL VERIFICATION SERVICES

RADIATED EMISSIONS

Marker	Frequency (GHz)	Meter Reading (dBuV)	Det	222740 ACF(dB) - 3mH	DCCF (dB)	Gain/Loss (dB)	Corrected Reading (dBuV/m)	Avg Limit (dBuV/m)	Margin (dB)	Peak Limit (dBuV/m)	PK Margin (dB)	UNII Non-Restricted (dBuV/m)	PK Margin (dB)	Azimuth (Degs)	Height (cm)	Polarity
1	2.308207	60.06	PK-U	31.3	0	-49.32	42.04	-	-	-	-	68.2	-26.16	4	100	H
2	2.997347	58.38	PK-U	33.2	0	-47.93	43.65	-	-	-	-	68.2	-24.55	4	201	V
	8.068086	55.98	PK-U	35.7	0	-44.9	46.78	-	-	74	-27.22	-	-	4	100	H
3	8.068481	44.24	ADR	35.7	0	-44.92	35.02	54	-18.98	-	-	-	-	4	100	H
4	10.063906	58.16	PK-U	37.1	0	-46.69	48.57	-	-	-	-	68.2	-19.63	4	201	V
5	13.336812	42.27	ADR	38.7	0	-43.39	37.58	54	-16.42	-	-	-	-	4	100	H
	13.337389	54.26	PK-U	38.7	0	-43.4	49.56	-	-	74	-24.44	-	-	4	100	H
6	14.839383	54.26	PK-U	39.5	0	-43.24	50.52	-	-	-	-	68.2	-17.68	4	100	H

PK-U - U-NII: Maximum Peak
ADR - U-NII AD primary method, RMS average

UL VERIFICATION SERVICES
47173 Benicia Street, Fremont, CA 94538; USA TEL:(510) 319-4000 FAX:(510) 661-0888
This report shall not be reproduced except in full, without the written approval of UL VERIFICATION SERVICES

2TX Antenna 6 + Antenna 5 OFDMA MODE: 106-Tones, RU Index 60

BANDEDGE (MID CHANNEL)

HORIZONTAL RESULT

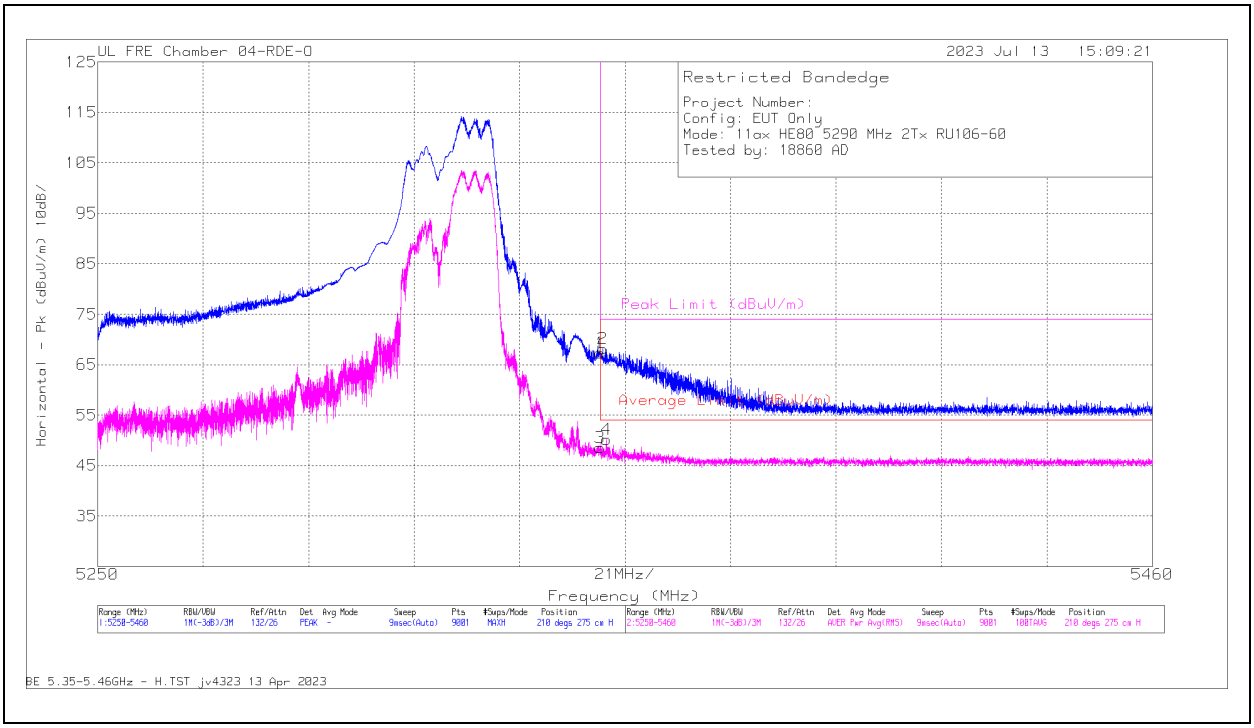

Marker	Frequency (MHz)	Meter Reading (dBuV)	Det	80404_ACF(dB) - 3mH	DCCF (dB)	Gain/Loss (dB)	Corrected Reading (dBuV/m)	Average Limit (dBuV/m)	Margin (dB)	Peak Limit (dBuV/m)	PK Margin (dB)	Azimuth (Degs)	Height (cm)	Polarity
1	5350	67.92	Pk	34.6	0	-35.17	67.35	-	-	74	-6.65	210	275	H
3	5350	48.54	RMS	34.6	.56	-35.17	48.53	54	-5.47	-	-	210	275	H
2	5350.589	68.72	Pk	34.6	0	-35.16	68.16	-	-	74	-5.84	210	275	H
4	5351.359	50.18	RMS	34.6	.56	-35.16	50.18	54	-3.82	-	-	210	275	H

Pk - Peak detector
RMS - RMS detection

UL VERIFICATION SERVICES
47173 Benicia Street, Fremont, CA 94538; USA TEL:(510) 319-4000 FAX:(510) 661-0888
This report shall not be reproduced except in full, without the written approval of UL VERIFICATION SERVICES

VERTICAL RESULT

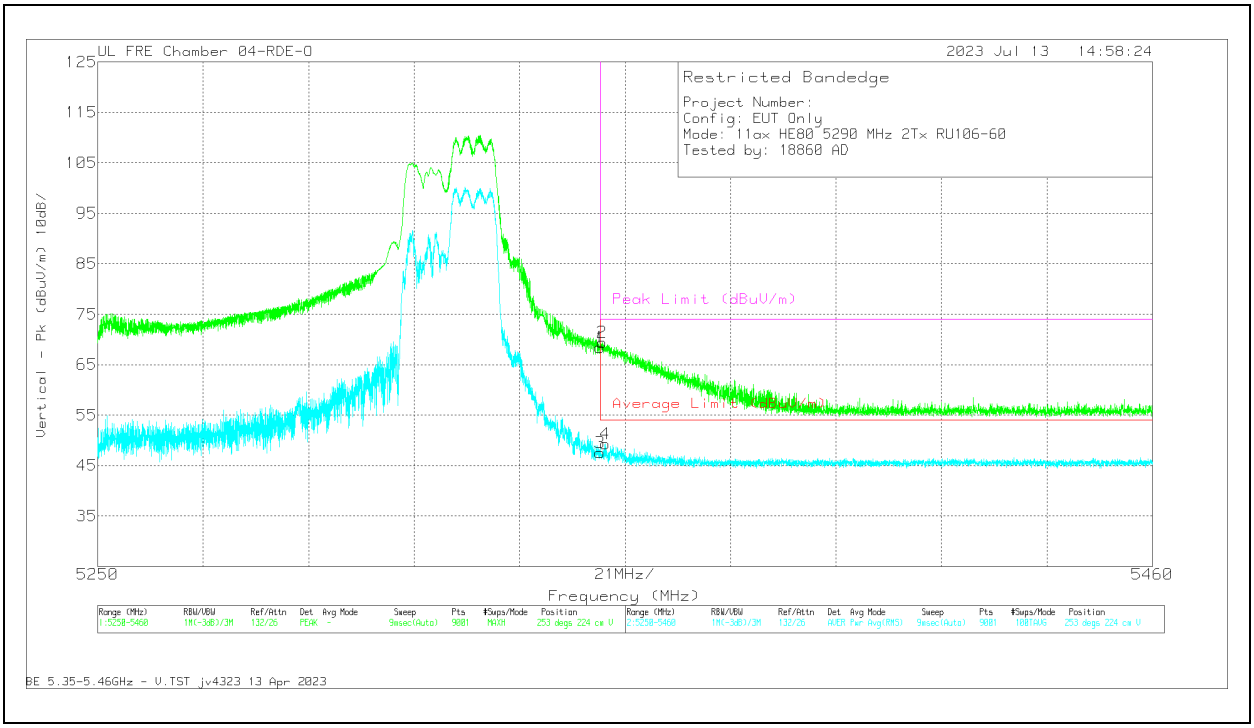

Marker	Frequency (MHz)	Meter Reading (dBuV)	Det	80404_ACF(dB) - 3mH	DCCF (dB)	Gain/Loss (dB)	Corrected Reading (dBuV/m)	Average Limit (dBuV/m)	Margin (dB)	Peak Limit (dBuV/m)	PK Margin (dB)	Azimuth (Degs)	Height (cm)	Polarity
1	5350	68.98	Pk	34.6	0	-35.17	68.41	-	-	74	-5.59	253	224	V
3	5350	47.55	RMS	34.6	.56	-35.17	47.54	54	-6.46	-	-	253	224	V
2	5350.402	69.93	Pk	34.6	0	-35.17	69.36	-	-	74	-4.64	253	224	V
4	5351.009	49.26	RMS	34.6	.56	-35.16	49.26	54	-4.74	-	-	253	224	V

Pk - Peak detector
RMS - RMS detection

UL VERIFICATION SERVICES
47173 Benicia Street, Fremont, CA 94538; USA TEL:(510) 319-4000 FAX:(510) 661-0888
This report shall not be reproduced except in full, without the written approval of UL VERIFICATION SERVICES

2TX Antenna 6 + Antenna 5 OFDMA MODE: SU, Single User

BANDEDGE (MID CHANNEL)

HORIZONTAL RESULT

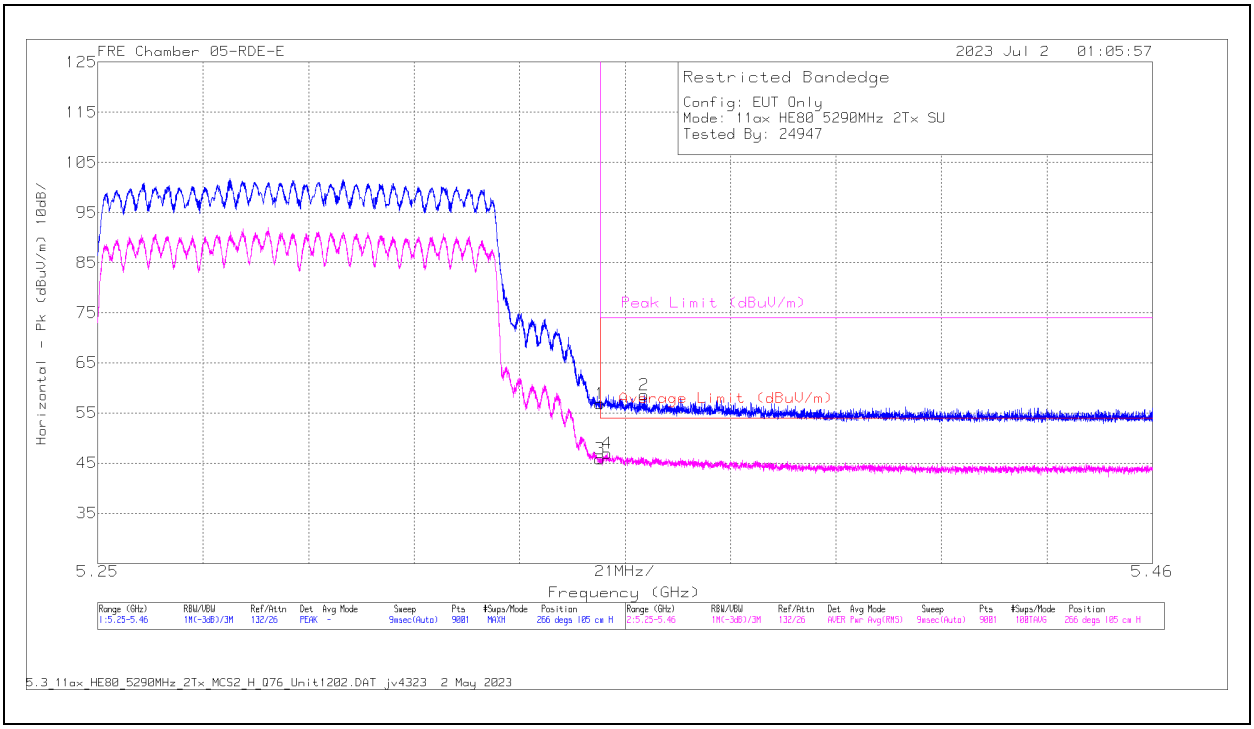

Marker	Frequency (GHz)	Meter Reading (dBuV)	Det	226671 ACF (dB) 3mH	DCCF (dB)	Gain/Loss (dB)	Corrected Reading (dBuV/m)	Average Limit (dBuV/m)	Margin (dB)	Peak Limit (dBuV/m)	PK Margin (dB)	Azimuth (Degs)	Height (cm)	Polarity
1	5.35	60.87	Pk	34.7	0	-38.67	56.9	-	-	74	-17.1	266	105	H
3	5.35	49.23	RMS	34.7	1.08	-38.67	46.34	54	-7.64	-	-	266	105	H
4	5.351405	50.4	RMS	34.7	1.08	-38.66	47.52	54	-6.48	-	-	266	105	H
2	5.358848	62.52	Pk	34.7	0	-38.62	58.6	-	-	74	-15.4	266	105	H

Pk - Peak detector
RMS - RMS detection

UL VERIFICATION SERVICES
47173 Benicia Street, Fremont, CA 94538; USA TEL:(510) 319-4000 FAX:(510) 661-0888
This report shall not be reproduced except in full, without the written approval of UL VERIFICATION SERVICES

VERTICAL RESULT

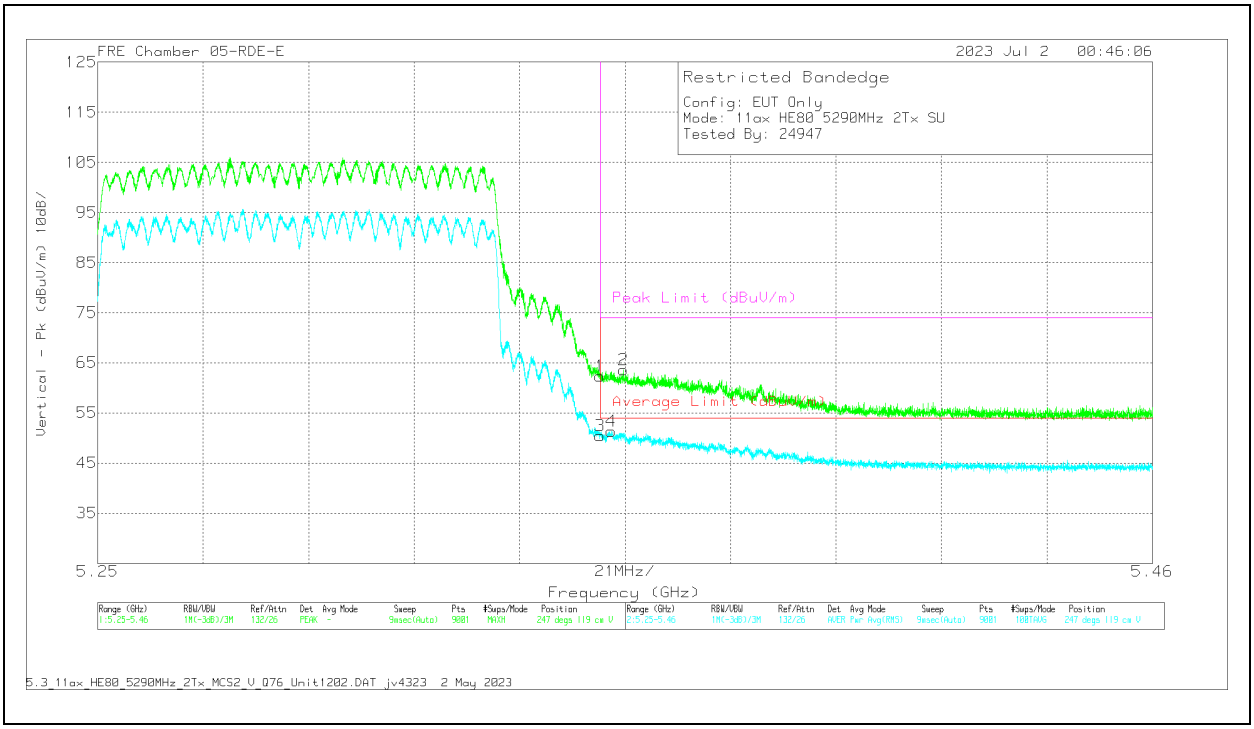

Marker	Frequency (GHz)	Meter Reading (dBuV)	Det	226671 ACF (dB) 3mH	DCCF (dB)	Gain/Loss (dB)	Corrected Reading (dBuV/m)	Average Limit (dBuV/m)	Margin (dB)	Peak Limit (dBuV/m)	PK Margin (dB)	Azimuth (Degs)	Height (cm)	Polarity
1	5.35	66.38	Pk	34.7	0	-38.67	62.41	-	-	74	-11.59	247	119	V
3	5.35	53.93	RMS	34.7	1.08	-38.67	51.04	54	-2.96	-	-	247	119	V
4	5.352245	54.74	RMS	34.7	1.08	-38.65	51.87	54	-2.13	-	-	247	119	V
2	5.354625	67.57	Pk	34.7	0	-38.62	63.65	-	-	74	-10.35	247	119	V

Pk - Peak detector
RMS - RMS detection

UL VERIFICATION SERVICES
47173 Benicia Street, Fremont, CA 94538; USA TEL:(510) 319-4000 FAX:(510) 661-0888
This report shall not be reproduced except in full, without the written approval of UL VERIFICATION SERVICES

1.1.32 5.3GHz Band HARMONICS AND SPURIOUS EMISSIONS, 2TX HE80 SU MODE

MID CHANNEL RESULTS

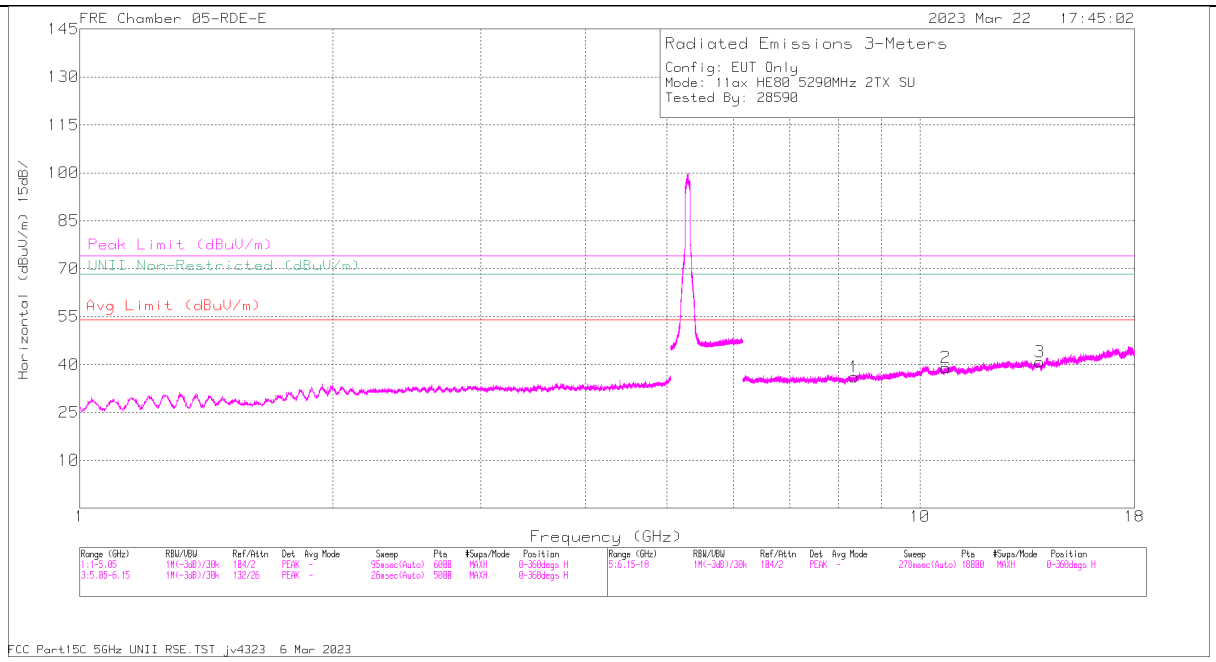

HORIZONTAL

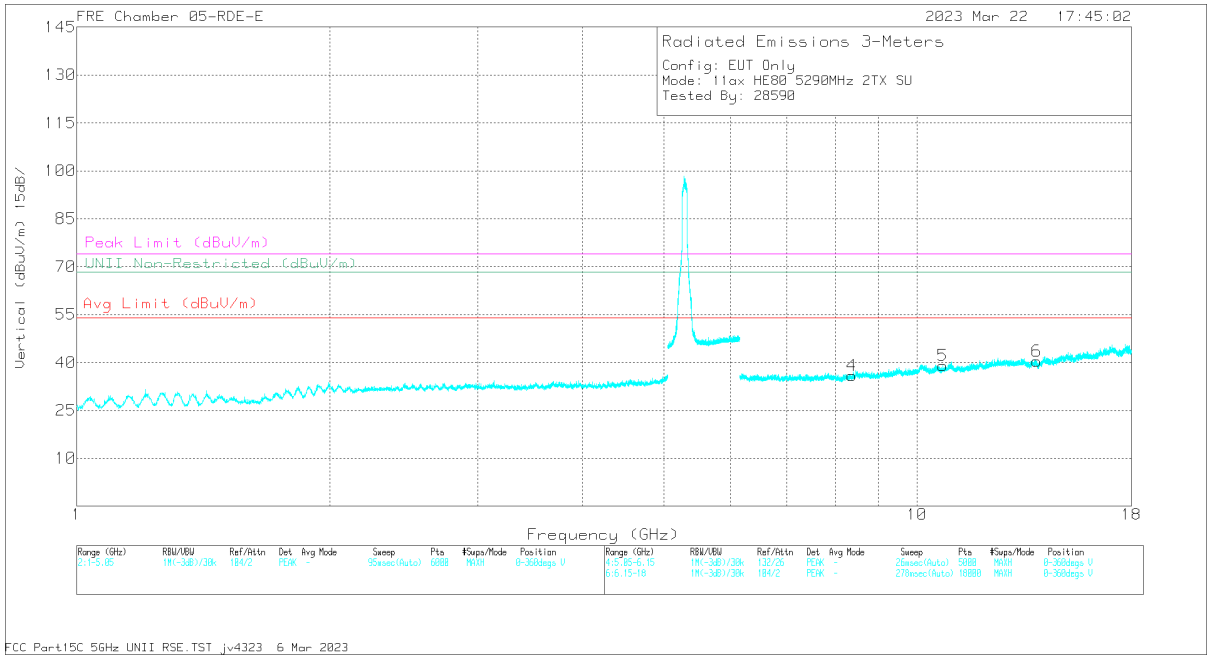

VERTICAL

UL VERIFICATION SERVICES
47173 Benicia Street, Fremont, CA 94538; USA TEL:(510) 319-4000 FAX:(510) 661-0888

This report shall not be reproduced except in full, without the written approval of UL VERIFICATION SERVICES

RADIATED EMISSIONS

Marker	Frequency (GHz)	Meter Reading (dBuV)	Det	226671 ACF (dB) 3mH	DCCF (dB)	Gain/Loss (dB)	Corrected Reading (dBuV/m)	Avg Limit (dBuV/m)	Margin (dB)	Peak Limit (dBuV/m)	PK Margin (dB)	UNII Non-Restricted (dBuV/m)	PK Margin (dB)	Azimuth (Degs)	Height (cm)	Polarity
1	* 8.357207	56.14	PK-U	35.8	0	-45.33	46.61	-	-	74	-27.39	-	-	0	200	H
	* 8.354699	43.77	ADR	35.8	.24	-45.34	34.47	54	-19.53	-	-	-	-	0	200	H
2	* 10.736279	56.32	PK-U	37.8	0	-45.08	49.04	-	-	74	-24.96	-	-	0	200	H
	* 10.735645	44.42	ADR	37.8	.24	-45.07	37.39	54	-16.61	-	-	-	-	0	200	H
4	* 8.361342	55.14	PK-U	35.8	0	-45.26	45.68	-	-	74	-28.32	-	-	0	200	V
	* 8.363568	43.71	ADR	35.8	.24	-45.23	34.52	54	-19.48	-	-	-	-	0	200	V
5	* 10.725305	56.2	PK-U	37.8	0	-45.27	48.73	-	-	74	-25.27	-	-	0	200	V
	* 10.724907	44.44	ADR	37.8	.24	-45.27	37.21	54	-16.79	-	-	-	-	0	200	V
3	13.879903	55.92	PK-U	38.6	0	-44.63	49.89	-	-	-	-	68.2	-18.31	0	200	H
6	13.891214	56.22	PK-U	38.6	0	-44.48	50.34	-	-	-	-	68.2	-17.86	0	101	V

* - indicates frequency in CFR47 Pt 15 / IC RSS-Restricted Band
PK-U - U-NII: Maximum Peak
ADR - U-NII AD primary method, RMS average

UL VERIFICATION SERVICES
47173 Benicia Street, Fremont, CA 94538; USA TEL:(510) 319-4000 FAX:(510) 661-0888
This report shall not be reproduced except in full, without the written approval of UL VERIFICATION SERVICES

1.1.33 TX ABOVE 1 GHz 802.11ax HE160 MODE IN THE 5.3GHz BAND

1TX Antenna 6 MODE: 106-Tones, RU Index 53

BANDEDGE (CHANNEL 50, LOW EDGE)

HORIZONTAL RESULT

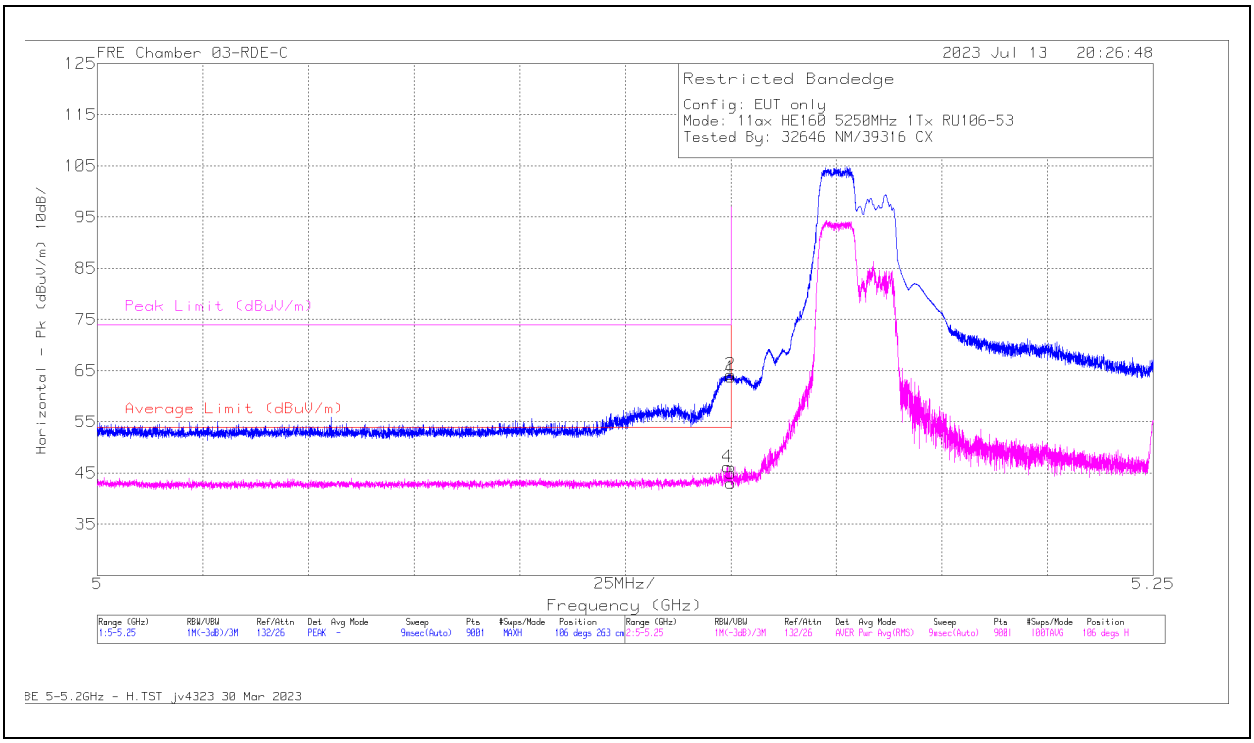

Marker	Frequency (GHz)	Meter Reading (dBuV)	Det	226672 ACF (dB) 3mH	DCCF (dB)	Gain/Loss (dB)	Corrected Reading (dBuV/m)	Average Limit (dBuV/m)	Margin (dB)	Peak Limit (dBuV/m)	PK Margin (dB)	Azimuth (Degs)	Height (cm)	Polarity
1	* 5.15	67.72	Pk	34.4	0	-38.4	63.72	-	-	74	-10.28	106	263	H
2	* 5.14994	68.27	Pk	34.4	0	-38.41	64.26	-	-	74	-9.74	106	263	H
3	* 5.15	46.49	RMS	34.4	.56	-38.4	43.05	54	-10.95	-	-	106	263	H
4	* 5.14922	49.76	RMS	34.4	.56	-38.48	46.24	54	-7.76	-	-	106	263	H

* - indicates frequency in CFR47 Pt 15 / IC RSS-Restricted Band
Pk - Peak detector
RMS - RMS detection

UL VERIFICATION SERVICES
47173 Benicia Street, Fremont, CA 94538; USA TEL:(510) 319-4000 FAX:(510) 661-0888
This report shall not be reproduced except in full, without the written approval of UL VERIFICATION SERVICES

VERTICAL RESULT

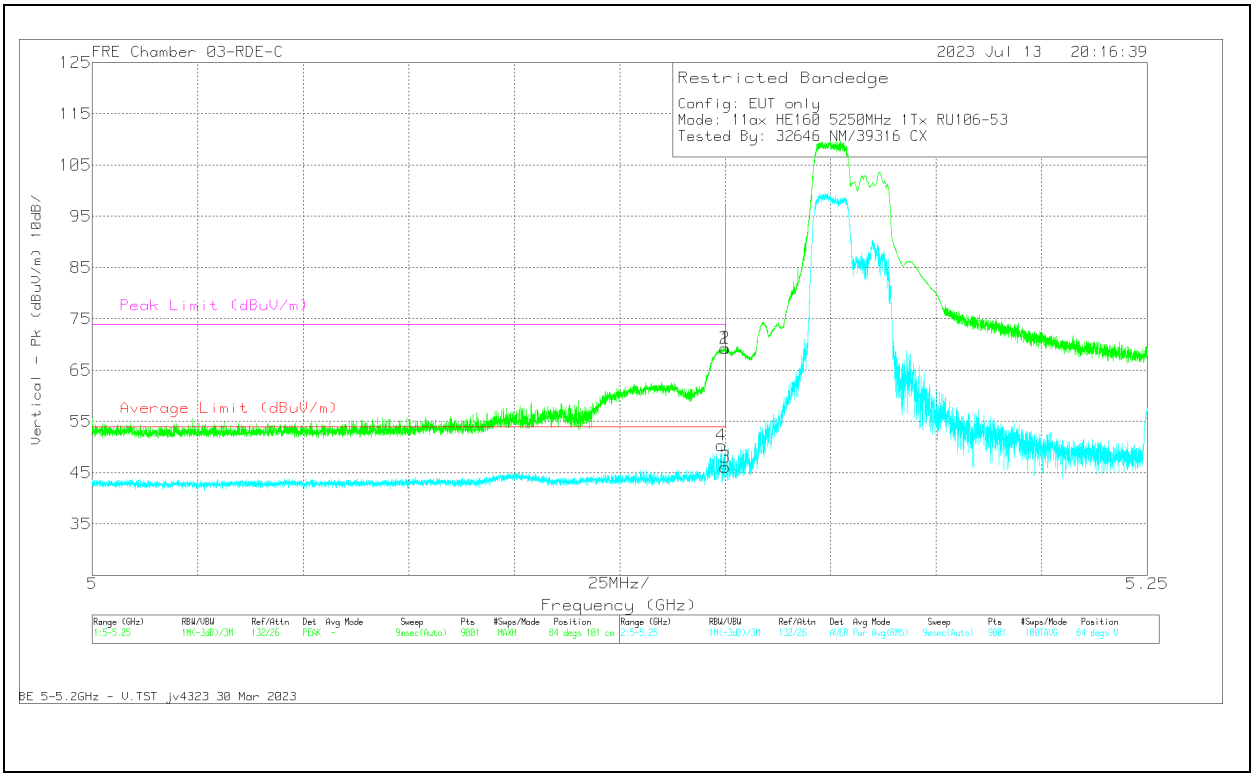

Marker	Frequency (GHz)	Meter Reading (dBuV)	Det	226672 ACF (dB) 3mH	DCCF (dB)	Gain/Loss (dB)	Corrected Reading (dBuV/m)	Average Limit (dBuV/m)	Margin (dB)	Peak Limit (dBuV/m)	PK Margin (dB)	Azimuth (Degs)	Height (cm)	Polarity
1	* 5.15	73.24	Pk	34.4	0	-38.4	69.24	-	-	74	-4.76	84	101	V
2	* 5.14997	73.28	Pk	34.4	0	-38.4	69.28	-	-	74	-4.72	84	101	V
3	* 5.15	49.55	RMS	34.4	.56	-38.4	46.11	54	-7.89	-	-	84	101	V
4	* 5.14908	53.87	RMS	34.4	.56	-38.49	50.34	54	-3.66	-	-	84	101	V

* - indicates frequency in CFR47 Pt 15 / IC RSS-Restricted Band
Pk - Peak detector
RMS - RMS detection

UL VERIFICATION SERVICES
47173 Benicia Street, Fremont, CA 94538; USA TEL:(510) 319-4000 FAX:(510) 661-0888
This report shall not be reproduced except in full, without the written approval of UL VERIFICATION SERVICES

BANDEDGE (CHANNEL 50, HIGH EDGE)

HORIZONTAL RESULT

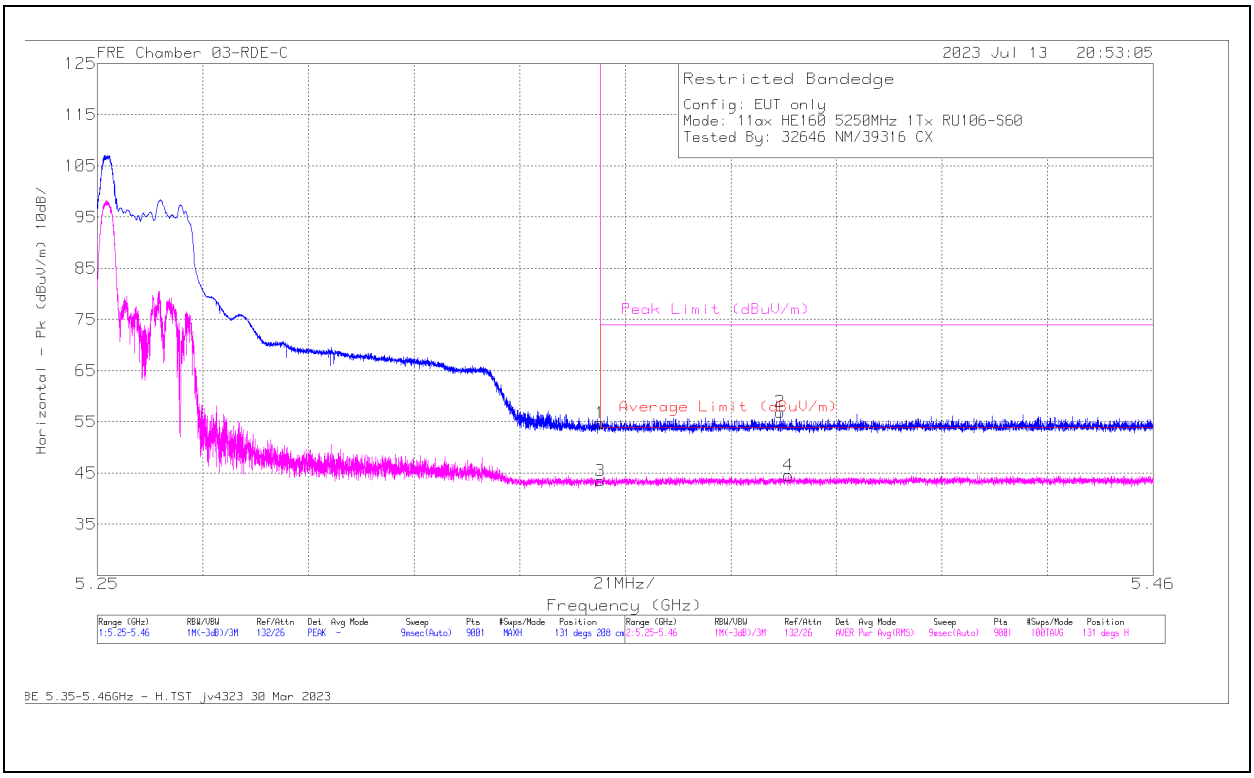

Marker	Frequency (GHz)	Meter Reading (dBuV)	Det	226672 ACF (dB) 3mH	DCCF (dB)	Gain/Loss (dB)	Corrected Reading (dBuV/m)	Average Limit (dBuV/m)	Margin (dB)	Peak Limit (dBuV/m)	PK Margin (dB)	Azimuth (Degs)	Height (cm)	Polarity
1	* 5.35	58.24	Pk	34.5	0	-38	54.74	-	-	74	-19.26	131	208	H
2	* 5.38582	60.43	Pk	34.5	0	-38	56.93	-	-	74	-17.07	131	208	H
3	* 5.35	46.82	RMS	34.5	.56	-38	43.88	54	-10.12	-	-	131	208	H
4	* 5.38745	47.73	RMS	34.6	.56	-37.95	44.94	54	-9.06	-	-	131	208	H

* - indicates frequency in CFR47 Pt 15 / IC RSS-Restricted Band
Pk - Peak detector
RMS - RMS detection

UL VERIFICATION SERVICES
47173 Benicia Street, Fremont, CA 94538; USA TEL:(510) 319-4000 FAX:(510) 661-0888
This report shall not be reproduced except in full, without the written approval of UL VERIFICATION SERVICES

VERTICAL RESULT

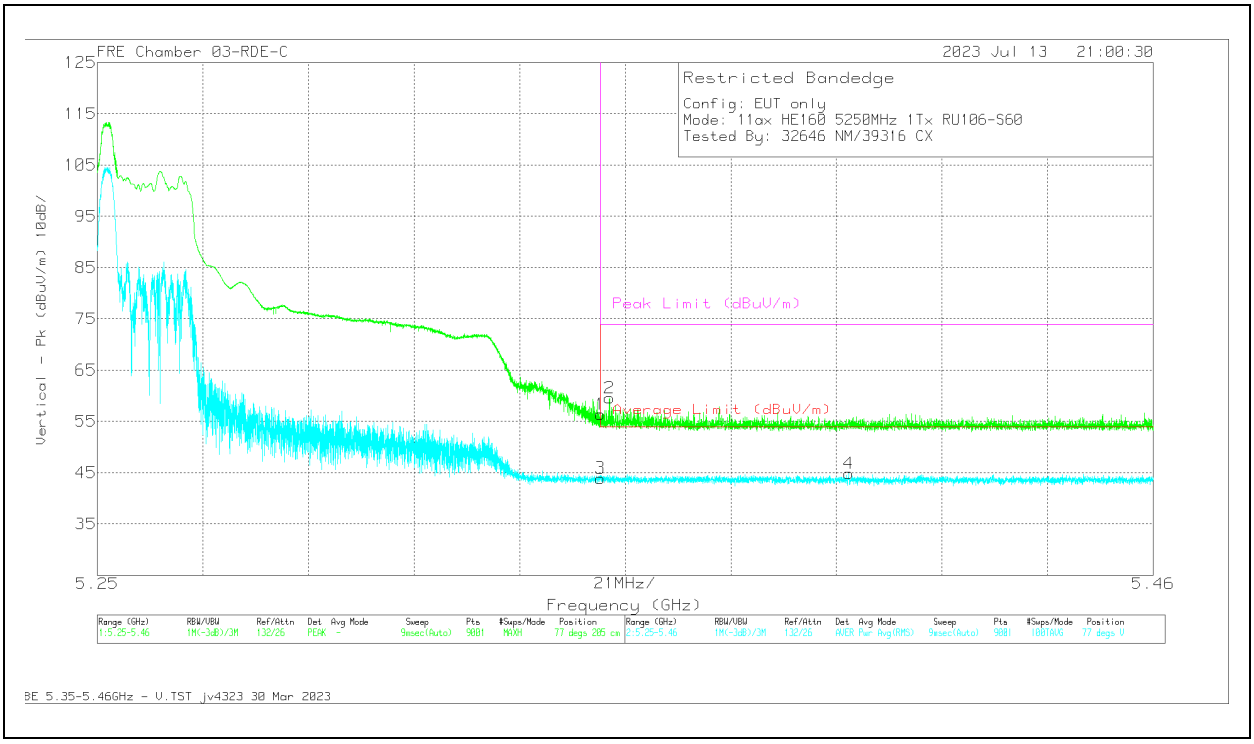

Marker	Frequency (GHz)	Meter Reading (dBuV)	Det	226672 ACF (dB) 3mH	DCCF (dB)	Gain/Loss (dB)	Corrected Reading (dBuV/m)	Average Limit (dBuV/m)	Margin (dB)	Peak Limit (dBuV/m)	PK Margin (dB)	Azimuth (Degs)	Height (cm)	Polarity
1	* 5.35	59.86	Pk	34.5	0	-38	56.36	-	-	74	-17.64	77	205	V
2	* 5.35187	63.14	Pk	34.5	0	-38.09	59.55	-	-	74	-14.45	77	205	V
3	* 5.35	47.25	RMS	34.5	.56	-38	44.31	54	-9.69	-	-	77	205	V
4	* 5.39947	47.93	RMS	34.6	.56	-37.85	45.24	54	-8.76	-	-	77	205	V

* - indicates frequency in CFR47 Pt 15 / IC RSS-Restricted Band
Pk - Peak detector
RMS - RMS detection

UL VERIFICATION SERVICES
47173 Benicia Street, Fremont, CA 94538; USA TEL:(510) 319-4000 FAX:(510) 661-0888
This report shall not be reproduced except in full, without the written approval of UL VERIFICATION SERVICES

1TX Antenna 5 MODE: 106-Tones, RU Index 53

BANDEDGE (CHANNEL 50, LOW EDGE)

HORIZONTAL RESULT

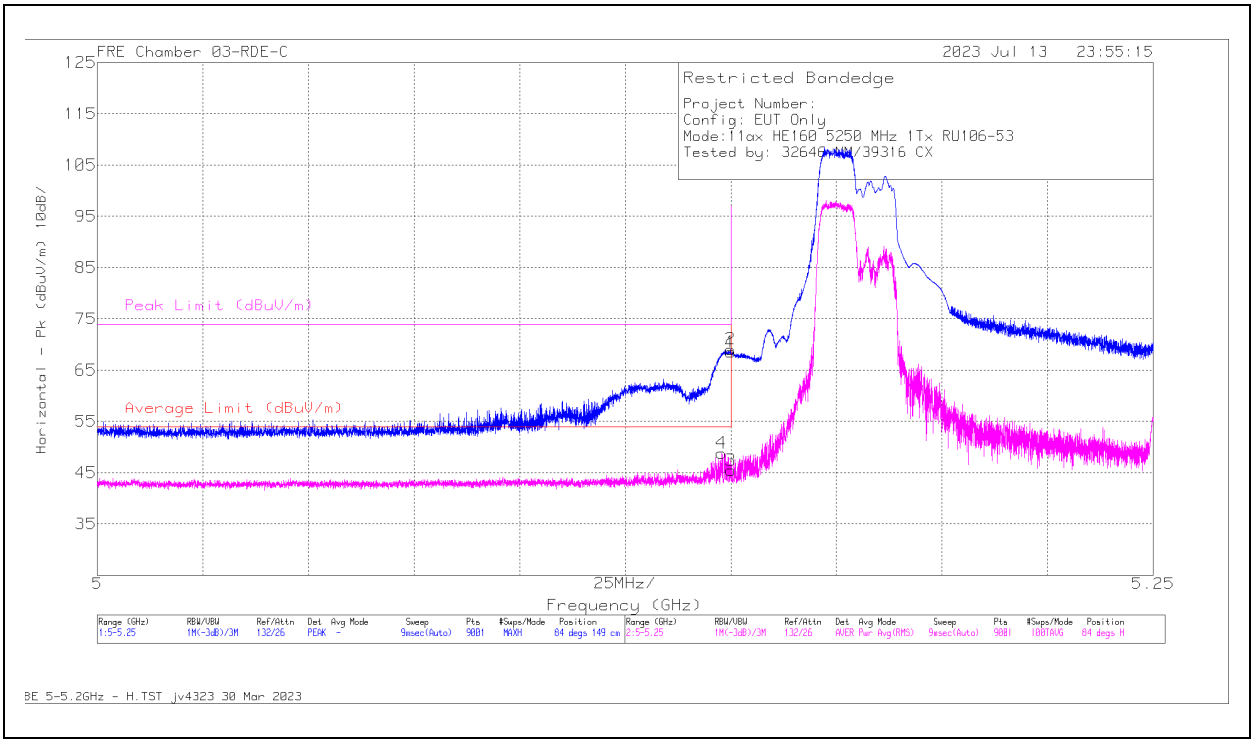

Marker	Frequency (GHz)	Meter Reading (dBuV)	Det	226672 ACF (dB) 3mH	DCCF (dB)	Gain/Loss (dB)	Corrected Reading (dBuV/m)	Average Limit (dBuV/m)	Margin (dB)	Peak Limit (dBuV/m)	PK Margin (dB)	Azimuth (Degs)	Height (cm)	Polarity
1	* 5.15	72.5	Pk	34.4	0	-38.4	68.5	-	-	74	-5.5	84	149	H
2	* 5.1499	73.09	Pk	34.4	0	-38.41	69.08	-	-	74	-4.92	84	149	H
3	* 5.15	48.89	RMS	34.4	.56	-38.4	45.45	54	-8.55	-	-	84	149	H
4	* 5.1477	52.4	RMS	34.4	.56	-38.52	48.84	54	-5.16	-	-	84	149	H

* - indicates frequency in CFR47 Pt 15 / IC RSS-Restricted Band
Pk - Peak detector
RMS - RMS detection

UL VERIFICATION SERVICES
47173 Benicia Street, Fremont, CA 94538; USA TEL:(510) 319-4000 FAX:(510) 661-0888
This report shall not be reproduced except in full, without the written approval of UL VERIFICATION SERVICES

VERTICAL RESULT

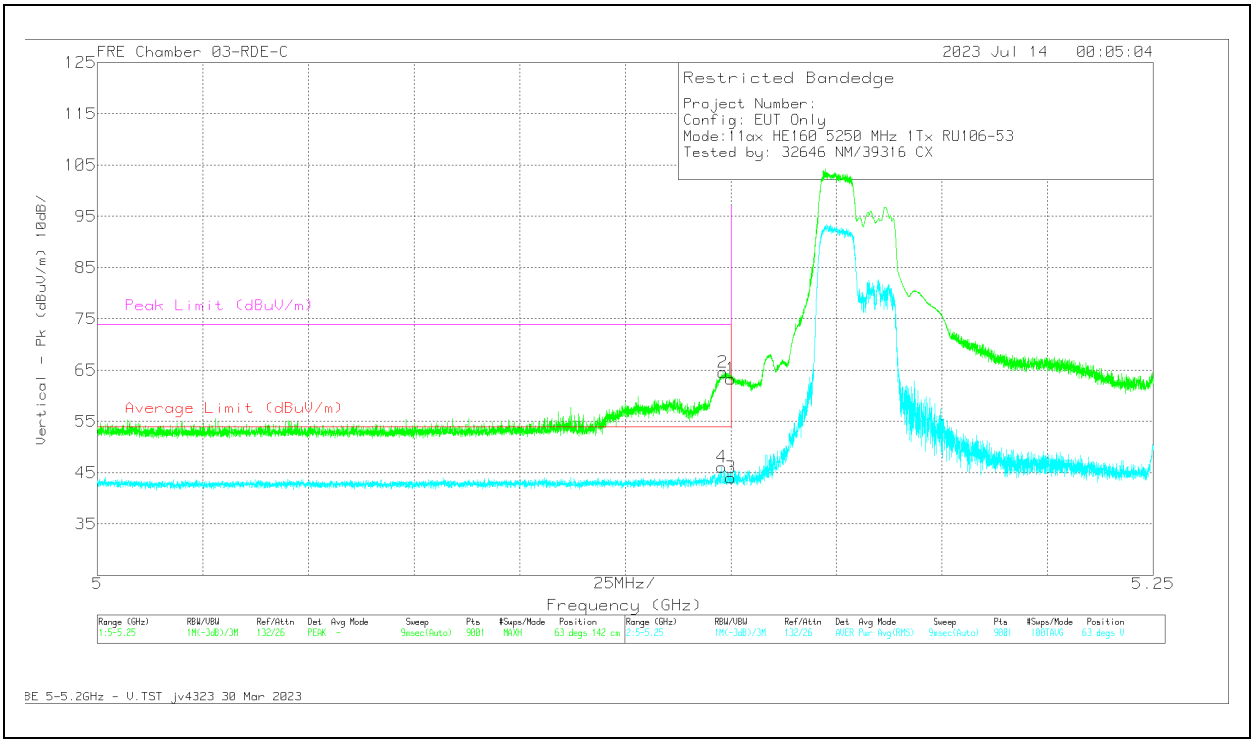

Marker	Frequency (GHz)	Meter Reading (dBuV)	Det	226672 ACF (dB) 3mH	DCCF (dB)	Gain/Loss (dB)	Corrected Reading (dBuV/m)	Average Limit (dBuV/m)	Margin (dB)	Peak Limit (dBuV/m)	PK Margin (dB)	Azimuth (Degs)	Height (cm)	Polarity
1	* 5.15	67.3	Pk	34.4	0	-38.4	63.3	-	-	74	-10.7	63	142	V
2	* 5.1481	68.67	Pk	34.4	0	-38.5	64.57	-	-	74	-9.43	63	142	V
3	* 5.15	47.47	RMS	34.4	.56	-38.4	44.03	54	-9.97	-	-	63	142	V
4	* 5.14783	49.68	RMS	34.4	.56	-38.52	46.12	54	-7.88	-	-	63	142	V

* - indicates frequency in CFR47 Pt 15 / IC RSS-Restricted Band
Pk - Peak detector
RMS - RMS detection

UL VERIFICATION SERVICES
47173 Benicia Street, Fremont, CA 94538; USA TEL:(510) 319-4000 FAX:(510) 661-0888
This report shall not be reproduced except in full, without the written approval of UL VERIFICATION SERVICES

BANDEDGE (CHANNEL 50, HIGH EDGE)

HORIZONTAL RESULT

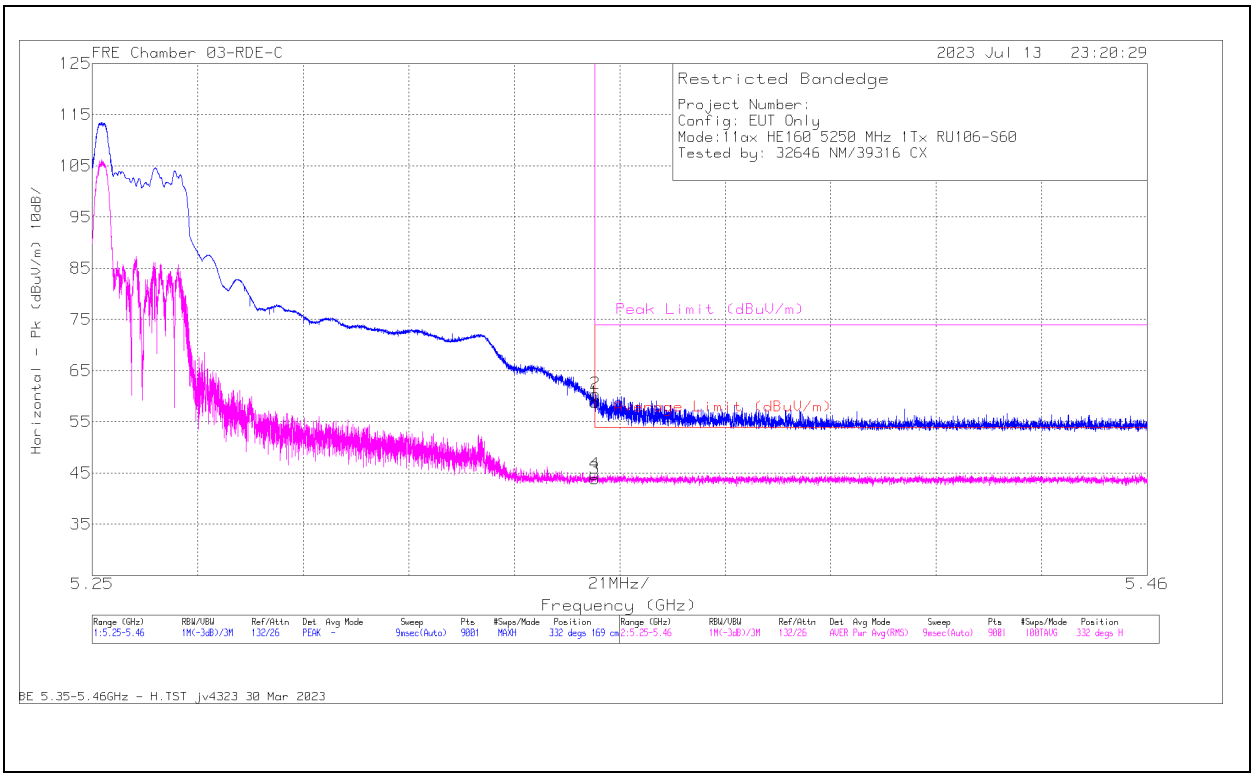

Marker	Frequency (GHz)	Meter Reading (dBuV)	Det	226672 ACF (dB) 3mH	DCCF (dB)	Gain/Loss (dB)	Corrected Reading (dBuV/m)	Average Limit (dBuV/m)	Margin (dB)	Peak Limit (dBuV/m)	PK Margin (dB)	Azimuth (Degs)	Height (cm)	Polarity
1	* 5.35	62.31	Pk	34.5	0	-38	58.81	-	-	74	-15.19	332	169	H
2	* 5.35019	63.99	Pk	34.5	0	-38	60.49	-	-	74	-13.51	332	169	H
3	* 5.35	47.27	RMS	34.5	.56	-38	44.33	54	-9.67	-	-	332	169	H
4	* 5.35002	48.12	RMS	34.5	.56	-38	45.08	54	-8.92	-	-	332	169	H

* - indicates frequency in CFR47 Pt 15 / IC RSS-Restricted Band
Pk - Peak detector
RMS - RMS detection

UL VERIFICATION SERVICES
47173 Benicia Street, Fremont, CA 94538; USA TEL:(510) 319-4000 FAX:(510) 661-0888
This report shall not be reproduced except in full, without the written approval of UL VERIFICATION SERVICES

VERTICAL RESULT

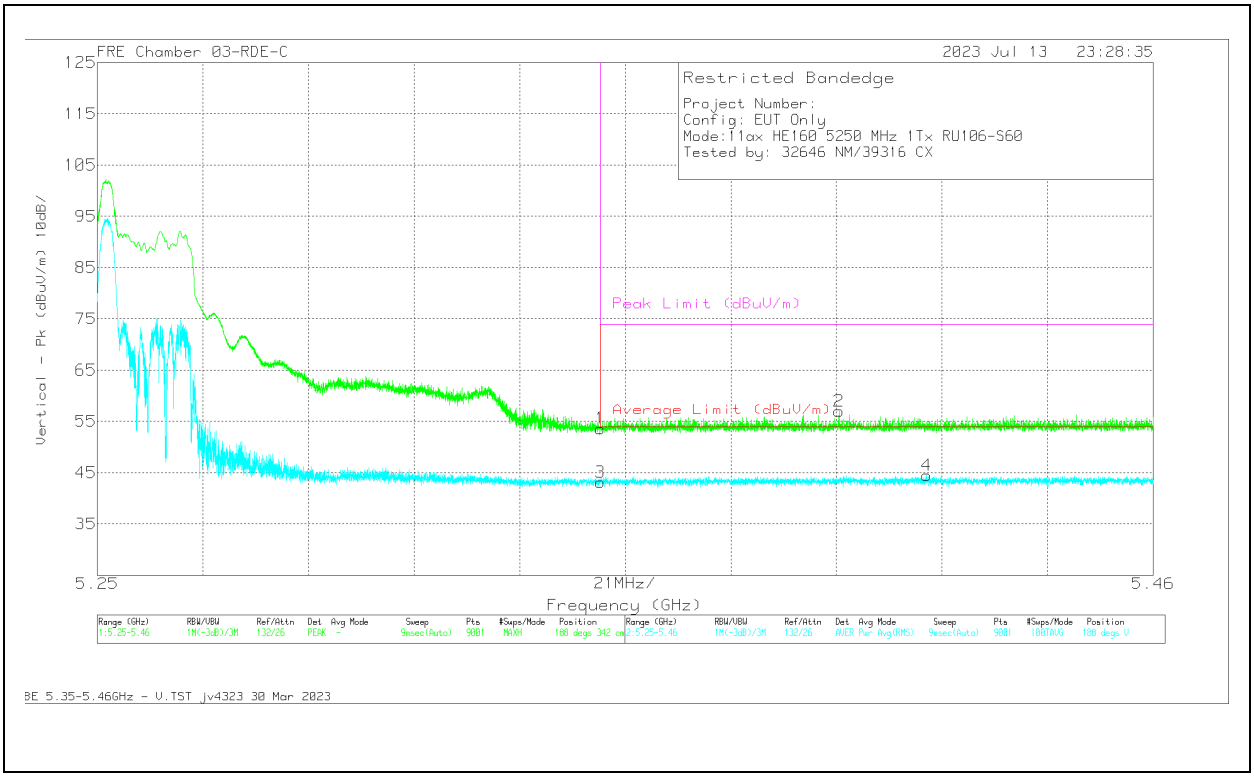

Marker	Frequency (GHz)	Meter Reading (dBuV)	Det	226672 ACF (dB) 3mH	DCCF (dB)	Gain/Loss (dB)	Corrected Reading (dBuV/m)	Average Limit (dBuV/m)	Margin (dB)	Peak Limit (dBuV/m)	PK Margin (dB)	Azimuth (Degs)	Height (cm)	Polarity
1	* 5.35	57.13	Pk	34.5	0	-38	53.63	-	-	74	-20.37	188	342	V
2	* 5.3975	60.27	Pk	34.6	0	-37.9	56.97	-	-	74	-17.03	188	342	V
3	* 5.35	46.47	RMS	34.5	.56	-38	43.53	54	-1047	-	-	188	342	V
4	* 5.4149	47.5	RMS	34.6	.56	-37.8	44.86	54	-9.14	-	-	188	342	V

* - indicates frequency in CFR47 Pt 15 / IC RSS-Restricted Band
Pk - Peak detector
RMS - RMS detection

UL VERIFICATION SERVICES
47173 Benicia Street, Fremont, CA 94538; USA TEL:(510) 319-4000 FAX:(510) 661-0888
This report shall not be reproduced except in full, without the written approval of UL VERIFICATION SERVICES

1TX Antenna 6 MODE: SU, Single User

BANDEDGE (CHANNEL 50, LOW EDGE)

HORIZONTAL RESULT

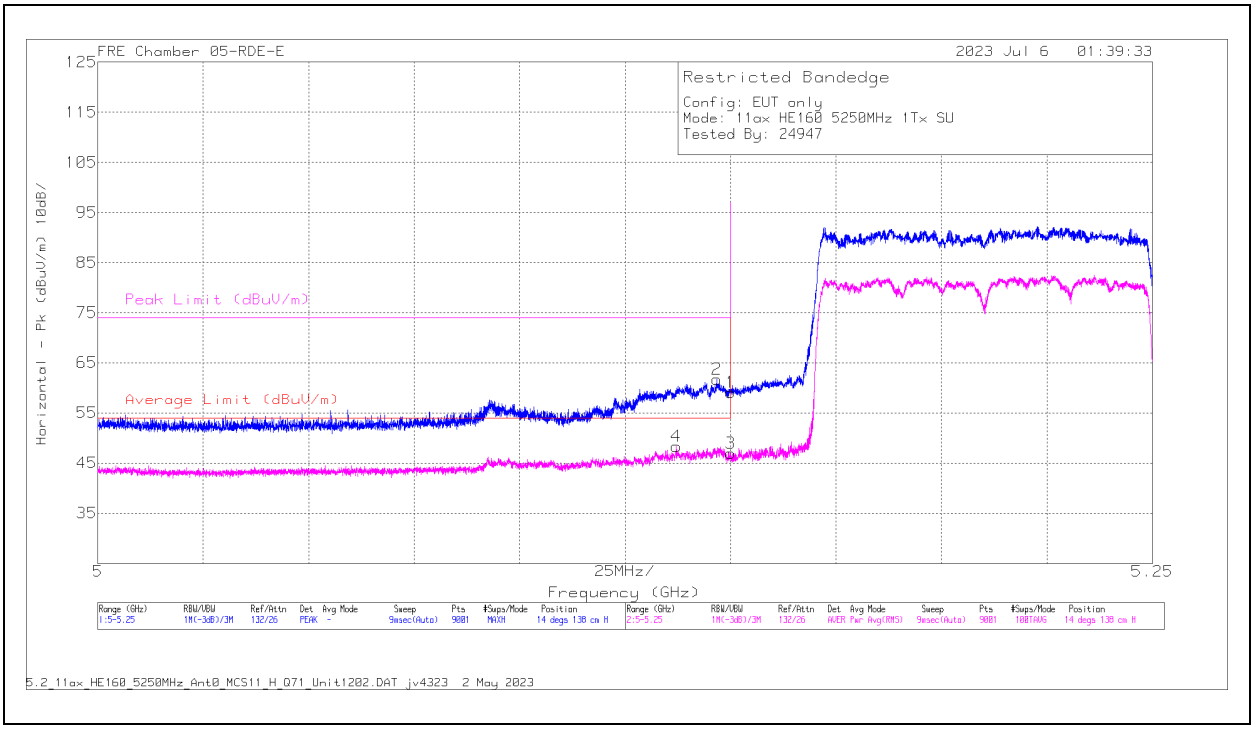

Marker	Frequency (GHz)	Meter Reading (dBuV)	Det	226671 ACF (dB) 3mH	DCCF (dB)	Gain/Loss (dB)	Corrected Reading (dBuV/m)	Average Limit (dBuV/m)	Margin (dB)	Peak Limit (dBuV/m)	PK Margin (dB)	Azimuth (Degs)	Height (cm)	Polarity
4	5.137168	51.95	RMS	34.2	0.49	-38.95	47.69	54	-6.31	-	-	14	138	H
2	5.146696	66.28	Pk	34.3	0	-38.86	61.72	-	-	74	-12.28	14	138	H
1	5.15	63.65	Pk	34.3	0	-38.81	59.14	-	-	74	-14.86	14	138	H
3	5.15	50.38	RMS	34.3	0.49	-38.81	46.36	54	-7.64	-	-	14	138	H

Pk - Peak detector
RMS - RMS detection

UL VERIFICATION SERVICES
47173 Benicia Street, Fremont, CA 94538; USA TEL:(510) 319-4000 FAX:(510) 661-0888
This report shall not be reproduced except in full, without the written approval of UL VERIFICATION SERVICES

VERTICAL RESULT

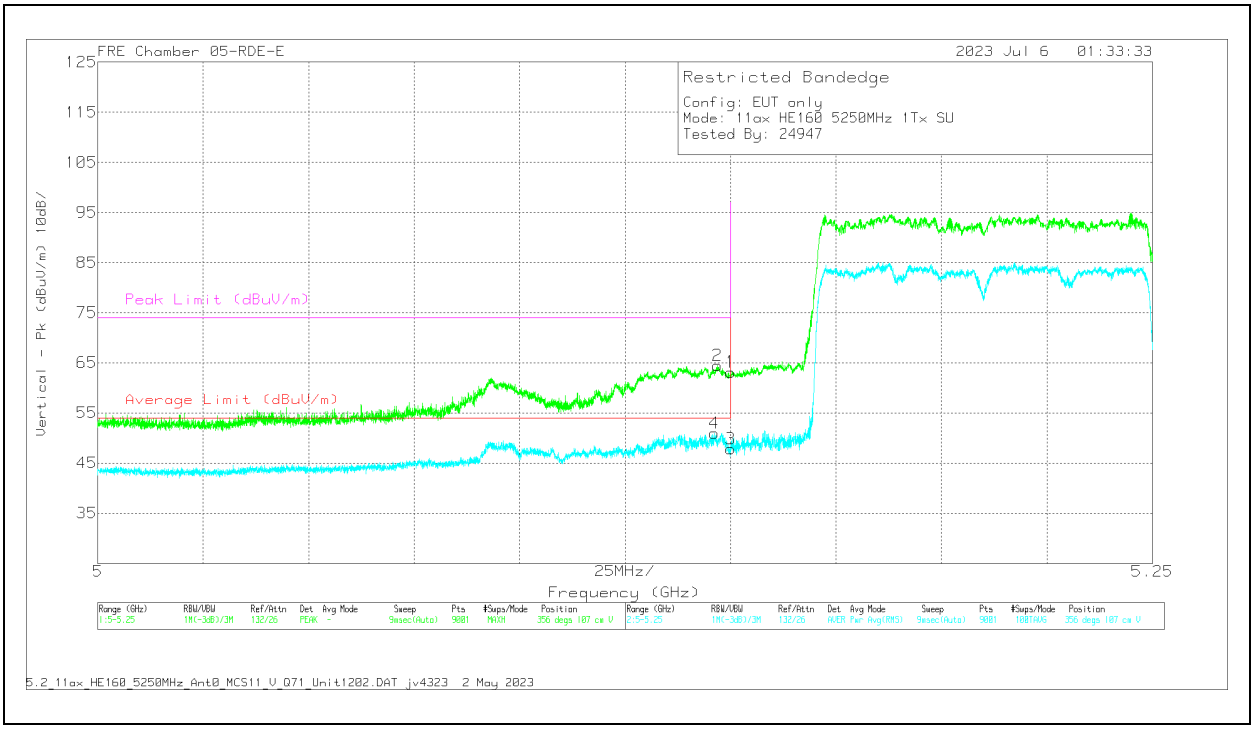

Marker	Frequency (GHz)	Meter Reading (dBuV)	Det	226671 ACF (dB) 3mH	DCCF (dB)	Gain/Loss (dB)	Corrected Reading (dBuV/m)	Average Limit (dBuV/m)	Margin (dB)	Peak Limit (dBuV/m)	PK Margin (dB)	Azimuth (Degs)	Height (cm)	Polarity
4	5.146223	54.43	RMS	34.3	0.49	-38.88	50.34	54	-3.64	-	-	356	107	V
2	5.146946	69.03	Pk	34.3	0	-38.85	64.48	-	-	74	-9.52	356	107	V
1	5.15	67.68	Pk	34.3	0	-38.81	63.17	-	-	74	-10.83	356	107	V
3	5.15	51.21	RMS	34.3	0.49	-38.81	47.19	54	-6.81	-	-	356	107	V

Pk - Peak detector
RMS - RMS detection

UL VERIFICATION SERVICES
47173 Benicia Street, Fremont, CA 94538; USA TEL:(510) 319-4000 FAX:(510) 661-0888
This report shall not be reproduced except in full, without the written approval of UL VERIFICATION SERVICES

BANDEDGE (CHANNEL 50, HIGH EDGE)

HORIZONTAL RESULT

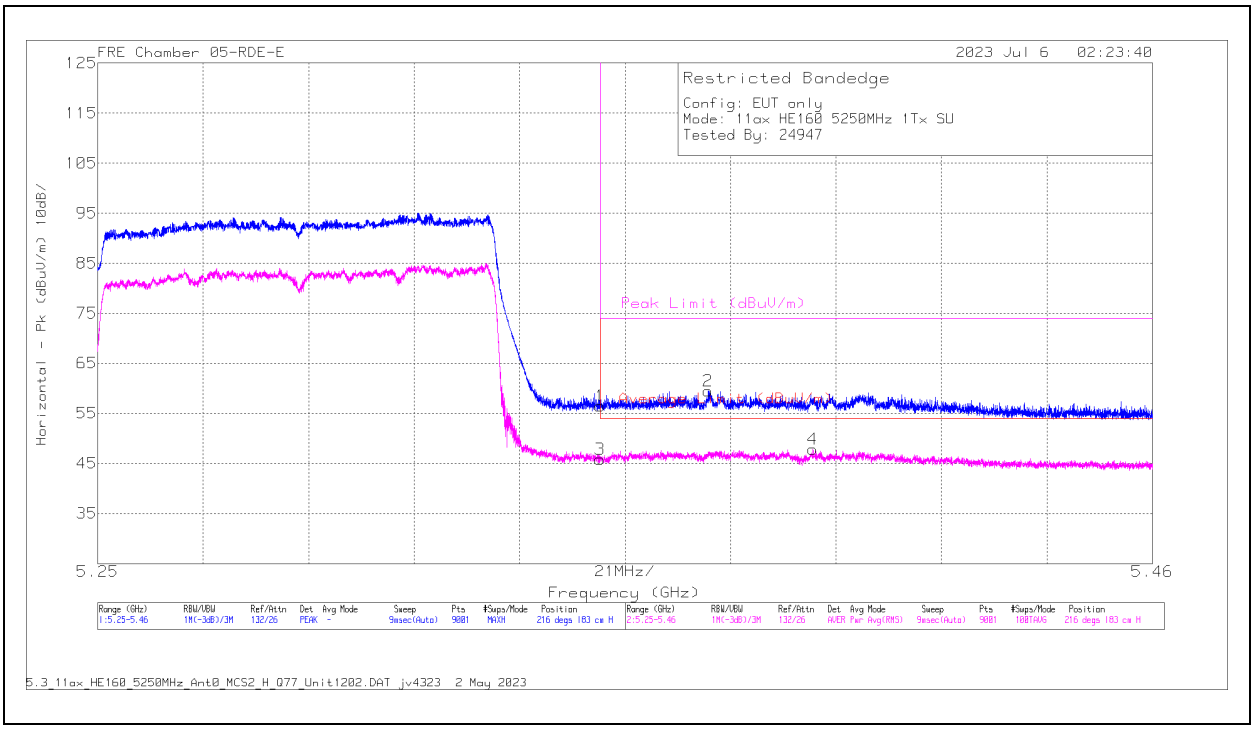

Marker	Frequency (GHz)	Meter Reading (dBuV)	Det	226671 ACF (dB) 3mH	DCCF (dB)	Gain/Loss (dB)	Corrected Reading (dBuV/m)	Average Limit (dBuV/m)	Margin (dB)	Peak Limit (dBuV/m)	PK Margin (dB)	Azimuth (Degs)	Height (cm)	Polarity
1	5.35	60.5	Pk	34.7	0	-38.67	56.53	-	-	74	-17.47	216	183	H
3	5.35	49.06	RMS	34.7	.49	-38.67	45.58	54	-8.42	-	-	216	183	H
2	5.371565	63.42	Pk	34.7	0	-38.62	59.5	-	-	74	-14.5	216	183	H
4	5.392378	50.96	RMS	34.7	.49	-38.56	47.59	54	-6.41	-	-	216	183	H

Pk - Peak detector
RMS - RMS detection

UL VERIFICATION SERVICES
47173 Benicia Street, Fremont, CA 94538; USA TEL:(510) 319-4000 FAX:(510) 661-0888
This report shall not be reproduced except in full, without the written approval of UL VERIFICATION SERVICES

VERTICAL RESULT

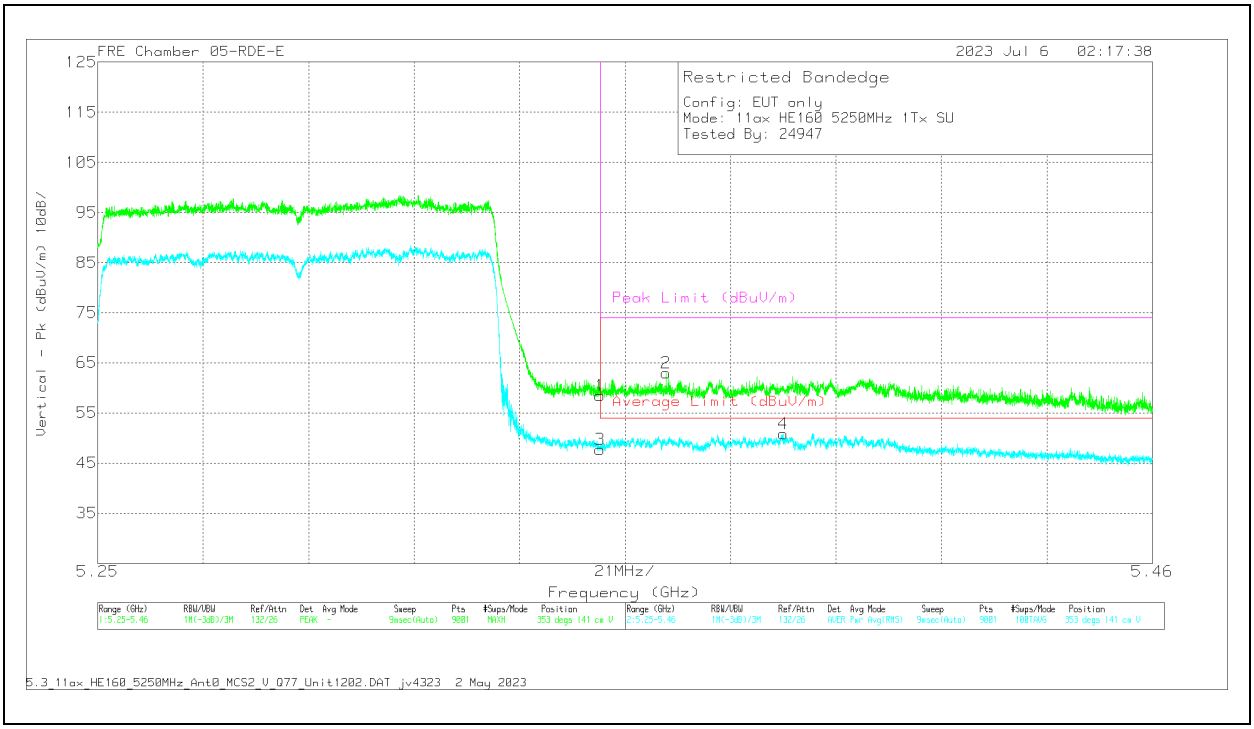

Marker	Frequency (GHz)	Meter Reading (dBuV)	Det	226671 ACF (dB) 3mH	DCCF (dB)	Gain/Loss (dB)	Corrected Reading (dBuV/m)	Average Limit (dBuV/m)	Margin (dB)	Peak Limit (dBuV/m)	PK Margin (dB)	Azimuth (Degs)	Height (cm)	Polarity
1	5.35	62.48	Pk	34.7	0	-38.67	58.51	-	-	74	-15.49	353	141	V
3	5.35	50.92	RMS	34.7	.49	-38.67	47.44	54	-6.56	-	-	353	141	V
2	5.363142	66.84	Pk	34.7	0	-38.6	62.94	-	-	74	-11.06	353	141	V
4	5.386498	54.04	RMS	34.7	.49	-38.57	50.66	54	-3.34	-	-	353	141	V

Pk - Peak detector
RMS - RMS detection

UL VERIFICATION SERVICES
47173 Benicia Street, Fremont, CA 94538; USA TEL:(510) 319-4000 FAX:(510) 661-0888
This report shall not be reproduced except in full, without the written approval of UL VERIFICATION SERVICES

1TX Antenna 5 MODE: SU, Single User

BANDEDGE (CHANNEL 50, LOW EDGE)

HORIZONTAL RESULT

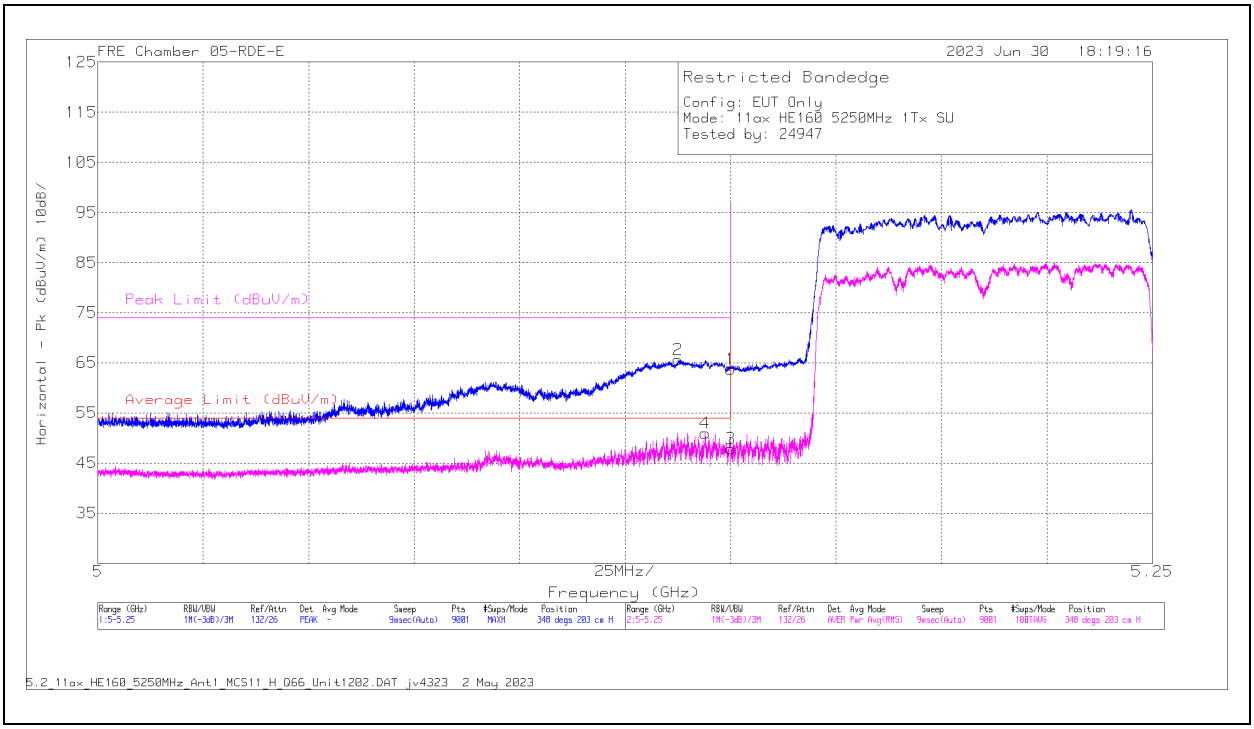

Marker	Frequency (GHz)	Meter Reading (dBuV)	Det	226671 ACF (dB) 3mH	DCCF (dB)	Gain/Loss (dB)	Corrected Reading (dBuV/m)	Average Limit (dBuV/m)	Margin (dB)	Peak Limit (dBuV/m)	PK Margin (dB)	Azimuth (Degs)	Height (cm)	Polarity
2	5.137612	70.34	Pk	34.2	0	-38.94	65.6	-	-	74	-8.4	348	203	H
4	5.144001	54.9	RMS	34.3	.49	-38.94	50.75	54	-3.25	-	-	348	203	H
1	5.15	68.2	Pk	34.3	0	-38.81	63.69	-	-	74	-10.31	348	203	H
3	5.15	51.65	RMS	34.3	.49	-38.81	47.63	54	-6.37	-	-	348	203	H

Pk - Peak detector
RMS - RMS detection

UL VERIFICATION SERVICES
47173 Benicia Street, Fremont, CA 94538; USA TEL:(510) 319-4000 FAX:(510) 661-0888
This report shall not be reproduced except in full, without the written approval of UL VERIFICATION SERVICES

VERTICAL RESULT

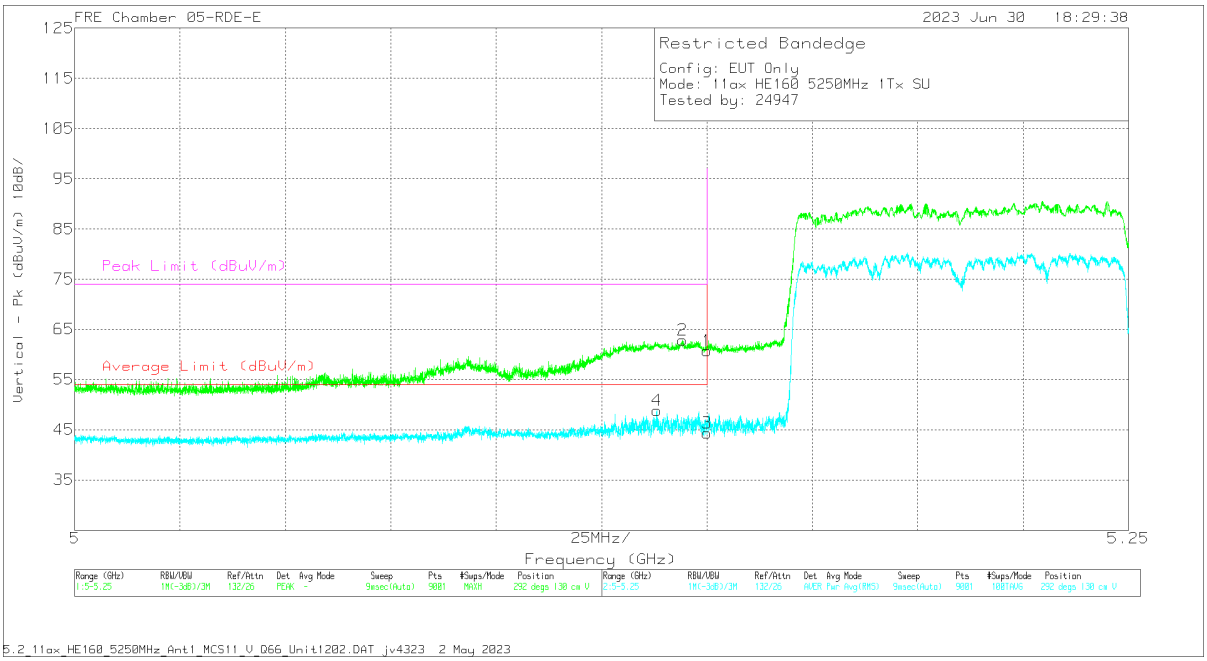

Marker	Frequency (GHz)	Meter Reading (dBuV)	Det	226671 ACF (dB) 3mH	DCCF (dB)	Gain/Loss (dB)	Corrected Reading (dBuV/m)	Average Limit (dBuV/m)	Margin (dB)	Peak Limit (dBuV/m)	PK Margin (dB)	Azimuth (Degs)	Height (cm)	Polarity
4	5.138112	52.88	RMS	34.2	.49	-38.93	48.64	54	-5.36	-	-	292	130	V
2	5.144196	67.54	Pk	34.3	0	-38.94	62.9	-	-	74	-11.1	292	130	V
1	5.15	65.19	Pk	34.3	0	-38.81	60.68	-	-	74	-13.32	292	130	V
3	5.15	48.12	RMS	34.3	.49	-38.81	44.10	54	-9.90	-	-	292	130	V

Pk - Peak detector
RMS - RMS detection

UL VERIFICATION SERVICES
47173 Benicia Street, Fremont, CA 94538; USA TEL:(510) 319-4000 FAX:(510) 661-0888
This report shall not be reproduced except in full, without the written approval of UL VERIFICATION SERVICES

BANDEDGE (CHANNEL 50, HIGH EDGE)

HORIZONTAL RESULT

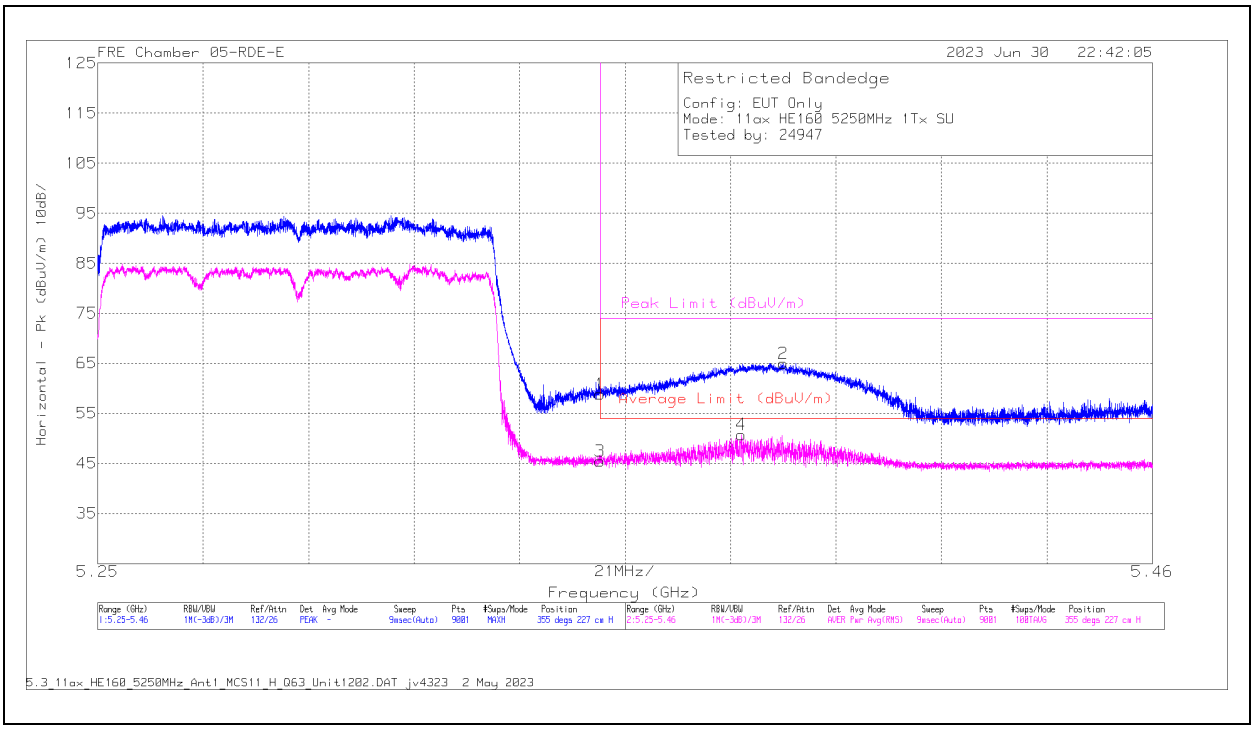

Marker	Frequency (GHz)	Meter Reading (dBuV)	Det	226671 ACF (dB) 3mH	DCCF (dB)	Gain/Loss (dB)	Corrected Reading (dBuV/m)	Average Limit (dBuV/m)	Margin (dB)	Peak Limit (dBuV/m)	PK Margin (dB)	Azimuth (Degs)	Height (cm)	Polarity
1	5.35	62.87	Pk	34.7	0	-38.67	58.9	-	-	74	-15.1	355	227	H
3	5.35	48.34	RMS	34.7	0.49	-38.67	44.86	54	-9.24	-	-	355	227	H
4	5.378192	53.46	RMS	34.7	0.49	-38.52	50.12	54	-3.88	-	-	355	227	H
2	5.386451	68.82	Pk	34.7	0	-38.57	64.95	-	-	74	-9.05	355	227	H

Pk - Peak detector
RMS - RMS detection

UL VERIFICATION SERVICES
47173 Benicia Street, Fremont, CA 94538; USA TEL:(510) 319-4000 FAX:(510) 661-0888
This report shall not be reproduced except in full, without the written approval of UL VERIFICATION SERVICES

VERTICAL RESULT

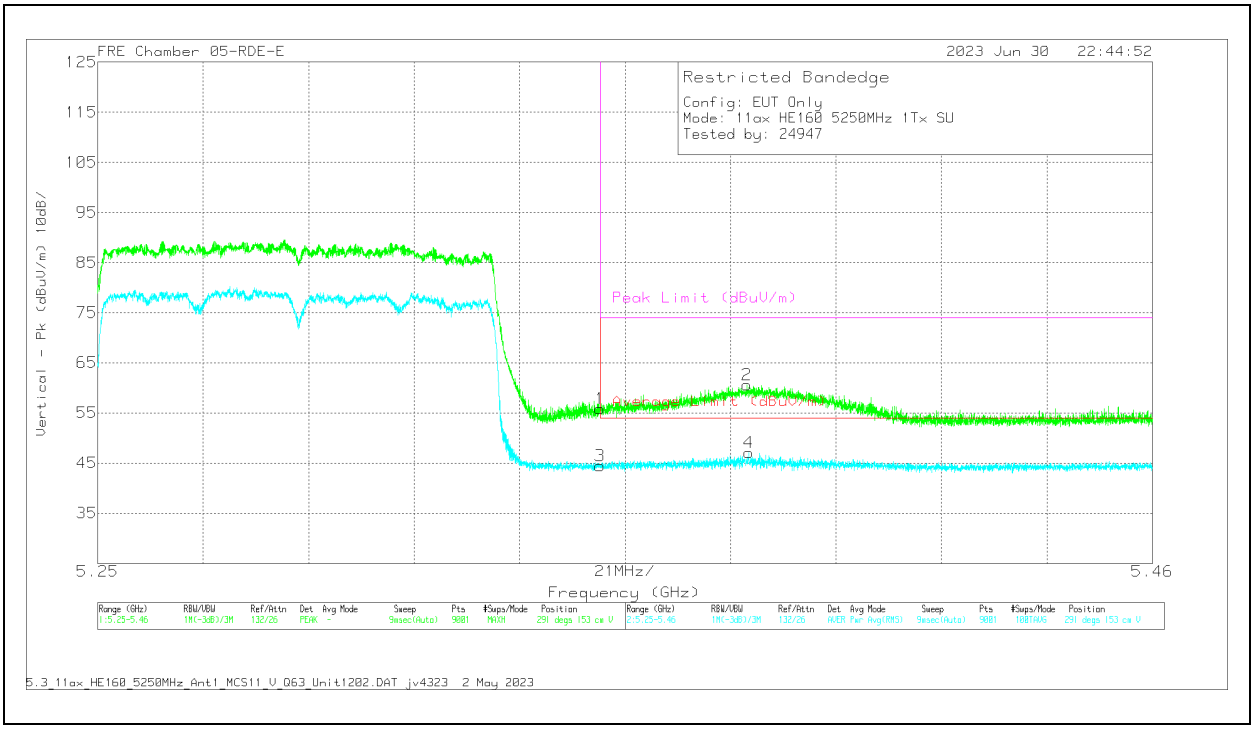

Marker	Frequency (GHz)	Meter Reading (dBuV)	Det	226671 ACF (dB) 3mH	DCCF (dB)	Gain/Loss (dB)	Corrected Reading (dBuV/m)	Average Limit (dBuV/m)	Margin (dB)	Peak Limit (dBuV/m)	PK Margin (dB)	Azimuth (Degs)	Height (cm)	Polarity
1	5.35	59.85	Pk	34.7	0	-38.67	55.88	-	-	74	-18.12	291	153	V
3	5.35	47.31	RMS	34.7	0.49	-38.67	43.83	54	-10.17	-	-	291	153	V
2	5.379218	64.39	Pk	34.7	0	-38.51	60.58	-	-	74	-13.42	291	153	V
4	5.379661	49.8	RMS	34.7	0.49	-38.51	46.48	54	-7.52	-	-	291	153	V

Pk - Peak detector
RMS - RMS detection

UL VERIFICATION SERVICES
47173 Benicia Street, Fremont, CA 94538; USA TEL:(510) 319-4000 FAX:(510) 661-0888
This report shall not be reproduced except in full, without the written approval of UL VERIFICATION SERVICES

1.1.34 5.3GHz, 11ax HE160 RU106, 2TX HARMONICS AND SPURIOUS EMISSIONS

MID CHANNEL RESULTS

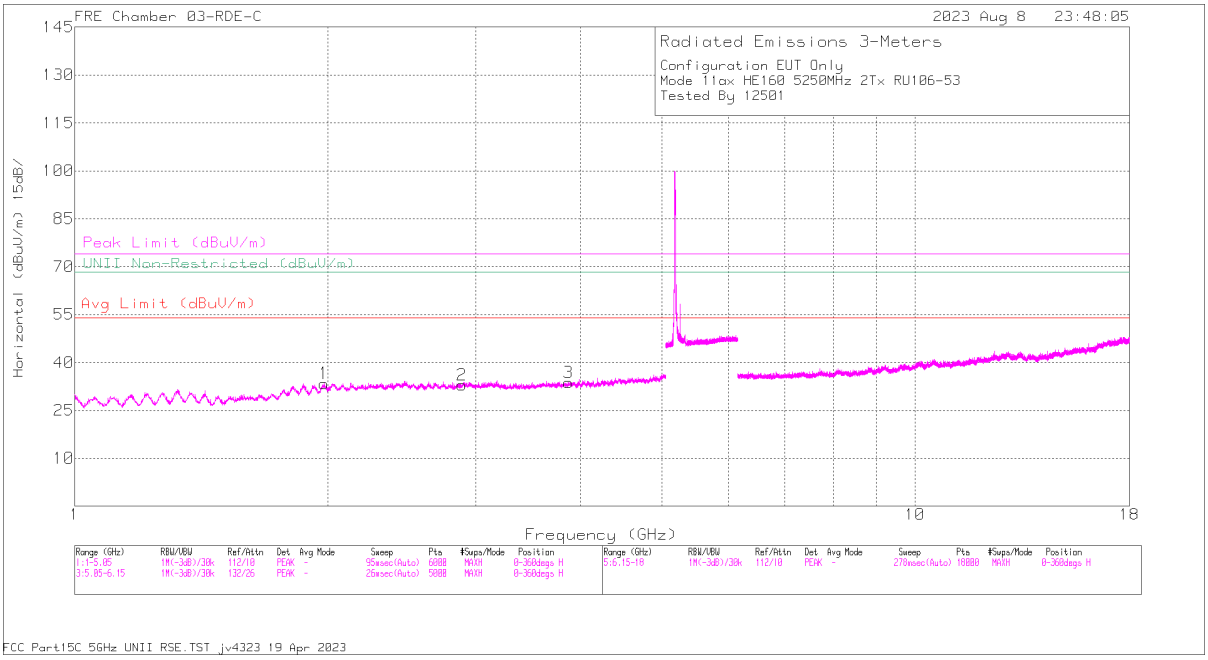

HORIZONTAL

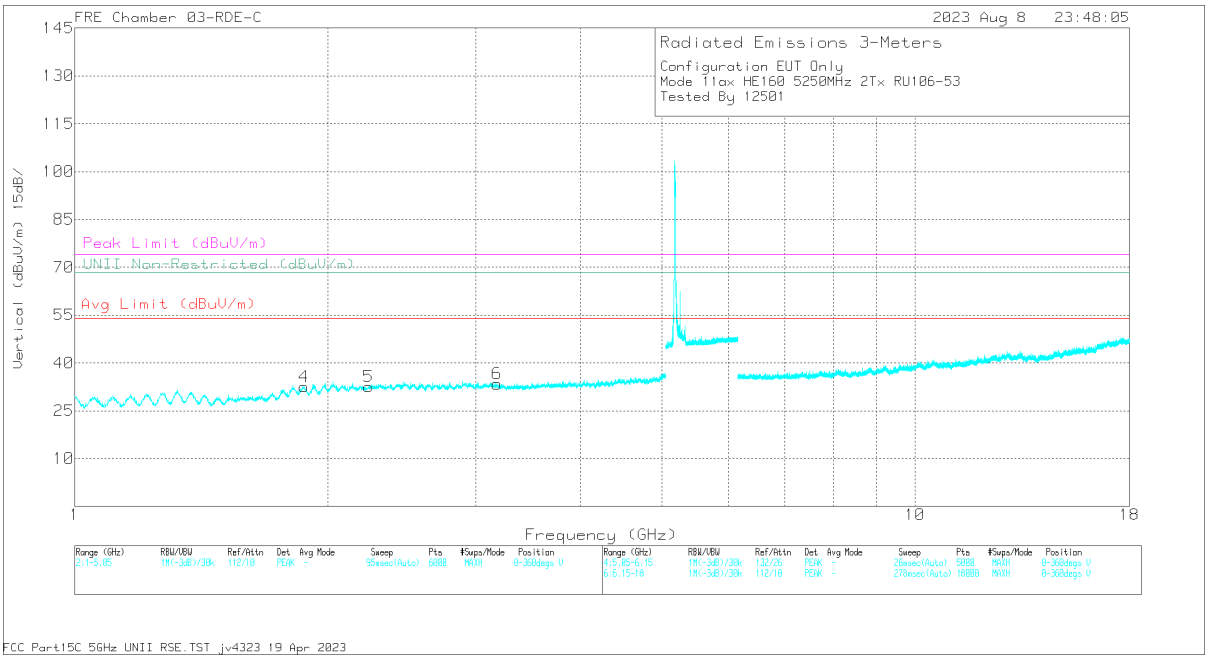

VERTICAL

UL VERIFICATION SERVICES
47173 Benicia Street, Fremont, CA 94538; USA TEL:(510) 319-4000 FAX:(510) 661-0888

This report shall not be reproduced except in full, without the written approval of UL VERIFICATION SERVICES

RADIATED EMISSIONS

Marker	Frequency (GHz)	Meter Reading (dBuV)	Det	226672 ACF (dB) 3mH	Gain/Loss (dB)	Corrected Reading (dBuV/m)	Avg Limit (dBuV/m)	Margin (dB)	Peak Limit (dBuV/m)	PK Margin (dB)	UNII Non-Restricted (dBuV/m)	PK Margin (dB)	Azimuth (Degs)	Height (cm)	Polarity
1	* 2.890063	58.21	PK-U	32.6	-47.59	43.22	-	-	74	-30.78	-	-	0	200	H
	* 2.890374	46.66	ADR	32.6	-47.56	31.7	54	-22.3	-	-	-	-	0	200	H
3	* 3.867538	56.61	PK-U	33.3	-46.15	43.76	-	-	74	-30.24	-	-	0	200	H
	* 3.86636	44.87	ADR	33.3	-46.16	32.01	54	-21.99	-	-	-	-	0	200	H
5	* 2.23759	59.56	PK-U	31.7	-48.56	42.7	-	-	74	-31.3	-	-	0	101	V
	* 2.234567	47.97	ADR	31.7	-48.54	31.13	54	-22.87	-	-	-	-	0	101	V
4	1.87239	60.16	PK-U	30.7	-47.8	43.06	-	-	-	-	68.2	-25.14	0	200	V
	1.873383	48.52	ADR	30.7	-47.8	31.42	-	-	-	-	-	-	0	200	V
2	1.979381	48.66	ADR	31.2	-48.2	31.66	-	-	-	-	-	-	0	101	H
	1.98037	60.68	PK-U	31.2	-48.2	43.68	-	-	-	-	68.2	-24.52	0	101	H
6	3.180859	56.77	PK-U	32.8	-46.5	43.07	-	-	-	-	68.2	-25.13	0	200	V
	3.181261	45.52	ADR	32.8	-46.5	31.82	-	-	-	-	-	-	0	200	V

* - indicates frequency in CFR47 Pt 15 / IC RSS-Restricted Band
PK-U - U-NII: Maximum Peak
ADR - U-NII AD primary method, RMS average

UL VERIFICATION SERVICES
47173 Benicia Street, Fremont, CA 94538; USA TEL:(510) 319-4000 FAX:(510) 661-0888
This report shall not be reproduced except in full, without the written approval of UL VERIFICATION SERVICES

2TX Antenna 6 + Antenna 5 OFDMA MODE: 106-Tones, RU Index 53

BANDEDGE (CHANNEL 50 LOW EDGE)

HORIZONTAL RESULT

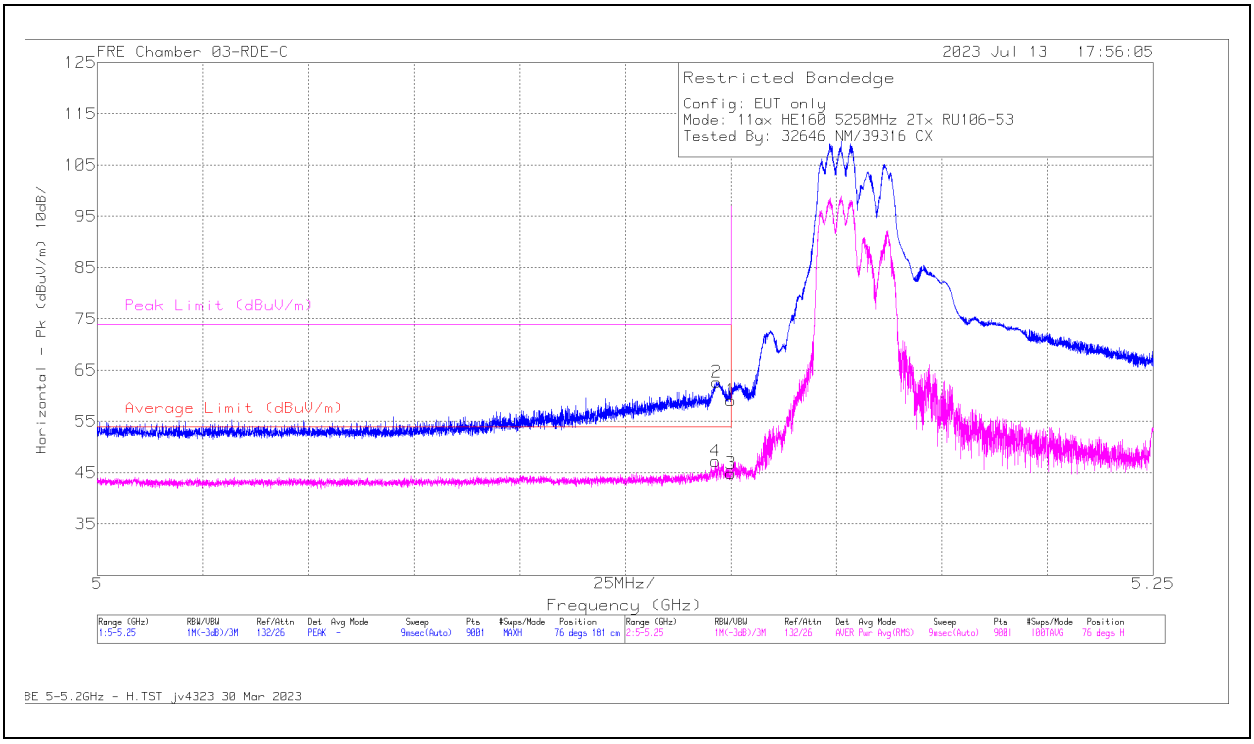

Marker	Frequency (GHz)	Meter Reading (dBuV)	Det	226672 ACF (dB) 3mH	DCCF (dB)	Gain/Loss (dB)	Corrected Reading (dBuV/m)	Average Limit (dBuV/m)	Margin (dB)	Peak Limit (dBuV/m)	PK Margin (dB)	Azimuth (Degs)	Height (cm)	Polarity
1	* 5.15	63.15	Pk	34.4	0	-38.4	59.15	-	-	74	-14.85	76	181	H
2	* 5.1466	66.82	Pk	34.4	0	-38.53	62.69	-	-	74	-11.31	76	181	H
3	* 5.15	48.02	RMS	34.4	.56	-38.4	44.58	54	-9.42	-	-	76	181	H
4	* 5.1463	50.46	RMS	34.4	.56	-38.47	46.95	54	-7.05	-	-	76	181	H

* - indicates frequency in CFR47 Pt 15 / IC RSS-Restricted Band
Pk - Peak detector
RMS - RMS detection

UL VERIFICATION SERVICES
47173 Benicia Street, Fremont, CA 94538; USA TEL:(510) 319-4000 FAX:(510) 661-0888
This report shall not be reproduced except in full, without the written approval of UL VERIFICATION SERVICES

VERTICAL RESULT

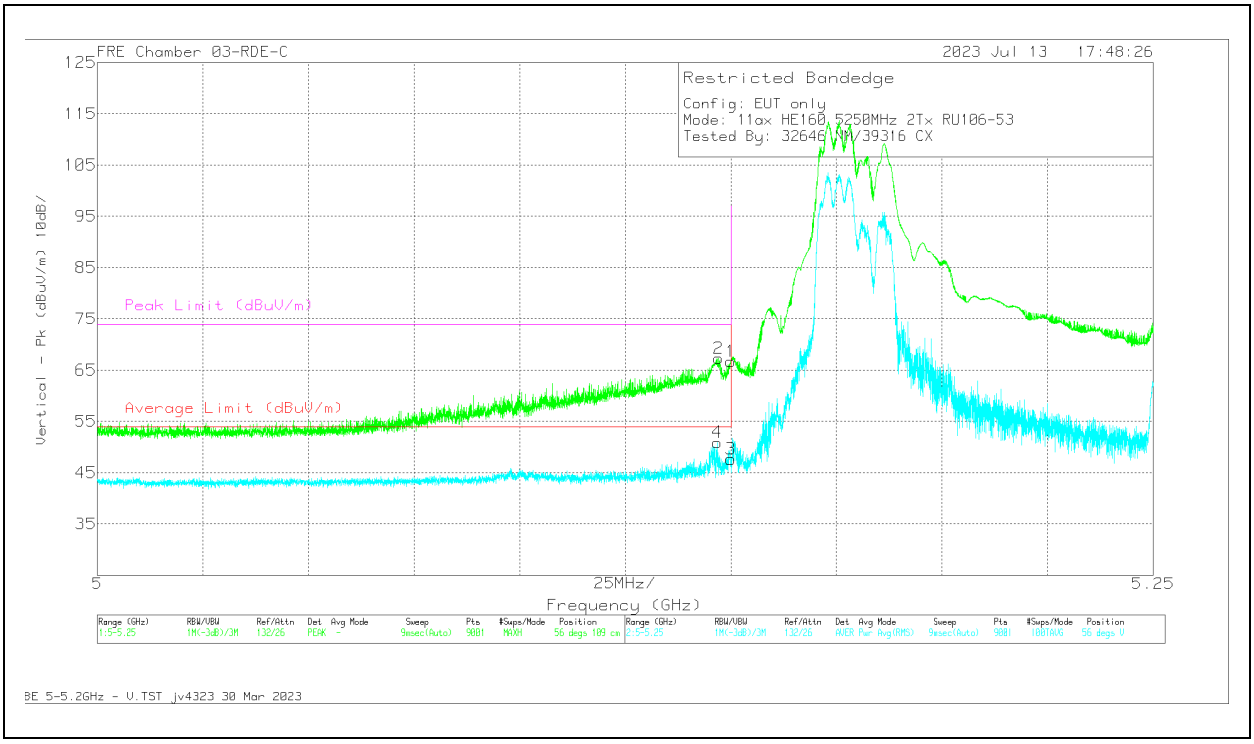

Marker	Frequency (GHz)	Meter Reading (dBuV)	Det	226672 ACF (dB) 3mH	DCCF (dB)	Gain/Loss (dB)	Corrected Reading (dBuV/m)	Average Limit (dBuV/m)	Margin (dB)	Peak Limit (dBuV/m)	PK Margin (dB)	Azimuth (Degs)	Height (cm)	Polarity
1	* 5.15	70.68	Pk	34.4	0	-38.4	66.68	-	-	74	-7.32	56	109	V
2	* 5.1470	71.5	Pk	34.4	0	-38.59	67.31	-	-	74	-6.69	56	109	V
3	* 5.15	50.78	RMS	34.4	.56	-38.4	47.34	54	-6.66	-	-	56	109	V
4	* 5.1467	54.2	RMS	34.4	.56	-38.56	50.60	54	-3.40	-	-	56	109	V

* - indicates frequency in CFR47 Pt 15 / IC RSS-Restricted Band
Pk - Peak detector
RMS - RMS detection

UL VERIFICATION SERVICES
47173 Benicia Street, Fremont, CA 94538; USA TEL:(510) 319-4000 FAX:(510) 661-0888
This report shall not be reproduced except in full, without the written approval of UL VERIFICATION SERVICES

BANDEDGE (HIGH EDGE)

HORIZONTAL RESULT

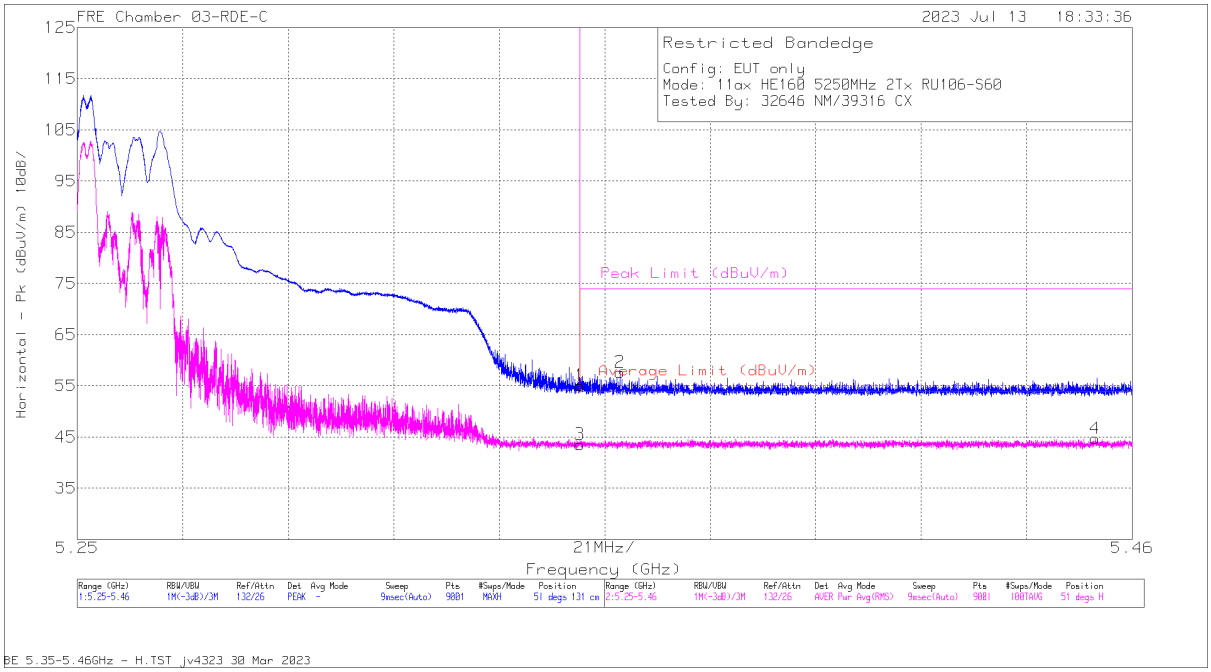

Marker	Frequency (GHz)	Meter Reading (dBuV)	Det	226672 ACF (dB) 3mH	DCCF (dB)	Gain/Loss (dB)	Corrected Reading (dBuV/m)	Average Limit (dBuV/m)	Margin (dB)	Peak Limit (dBuV/m)	PK Margin (dB)	Azimuth (Degs)	Height (cm)	Polarity
1	* 5.35	58.55	Pk	34.5	0	-38	55.05	-	-	74	-18.95	51	131	H
2	* 5.3580	61.35	Pk	34.5	0	-38.2	57.65	-	-	74	-16.35	51	131	H
3	* 5.35	46.74	RMS	34.5	.56	-38	43.80	54	-10.20	-	-	51	131	H
4	* 5.4525	47.63	RMS	34.6	.3	-37.8	44.99	54	-9.01	-	-	51	131	H

* - indicates frequency in CFR47 Pt 15 / IC RSS-Restricted Band
Pk - Peak detector
RMS - RMS detection

UL VERIFICATION SERVICES
47173 Benicia Street, Fremont, CA 94538; USA TEL:(510) 319-4000 FAX:(510) 661-0888
This report shall not be reproduced except in full, without the written approval of UL VERIFICATION SERVICES

VERTICAL RESULT

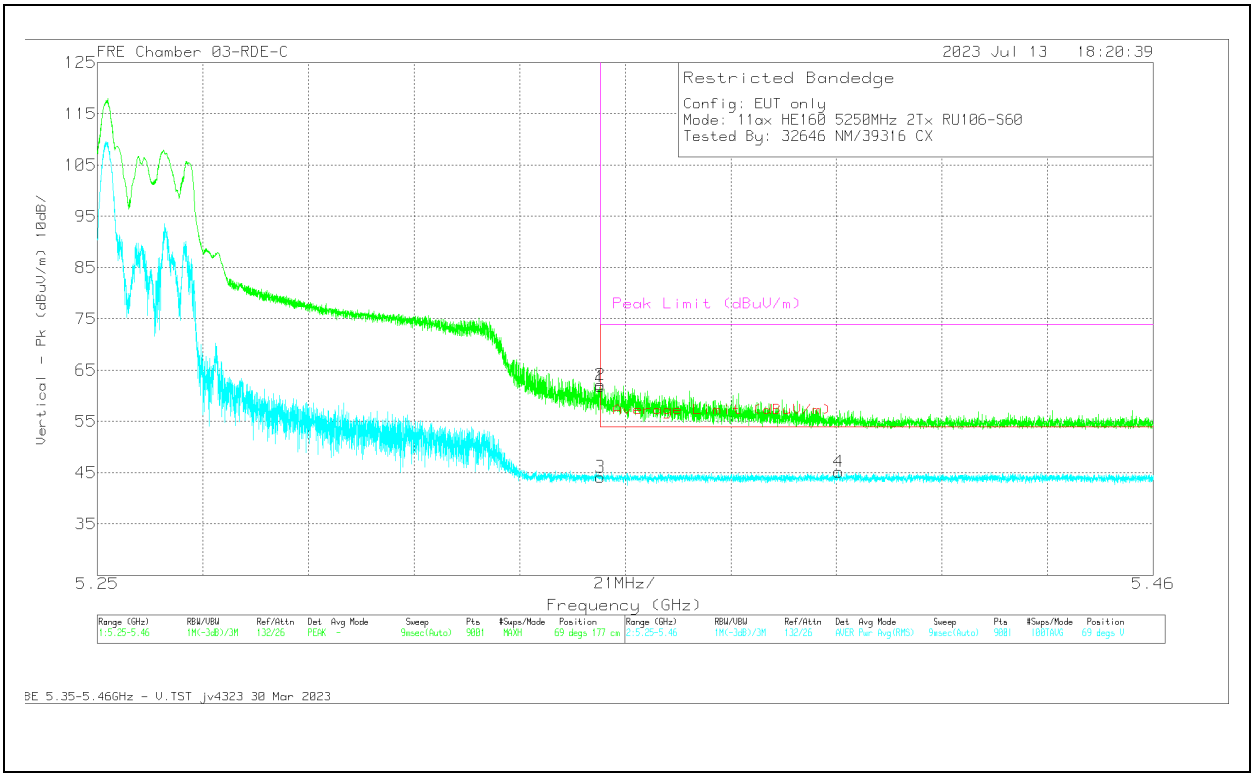

Marker	Frequency (GHz)	Meter Reading (dBuV)	Det	226672 ACF (dB) 3mH	DCCF (dB)	Gain/Loss (dB)	Corrected Reading (dBuV/m)	Average Limit (dBuV/m)	Margin (dB)	Peak Limit (dBuV/m)	PK Margin (dB)	Azimuth (Degs)	Height (cm)	Polarity
1	* 5.35	65.26	Pk	34.5	0	-38	61.76	-	-	74	-12.24	69	177	V
2	* 5.3500	65.63	Pk	34.5	0	-38	62.13	-	-	74	-11.87	69	177	V
3	* 5.35	47.33	RMS	34.5	.56	-38	44.39	54	-9.61	-	-	69	177	V
4	* 5.3974	48.17	RMS	34.6	.56	-37.9	44.91	54	-9.09	-	-	69	177	V

* - indicates frequency in CFR47 Pt 15 / IC RSS-Restricted Band
Pk - Peak detector
RMS - RMS detection

UL VERIFICATION SERVICES
47173 Benicia Street, Fremont, CA 94538; USA TEL:(510) 319-4000 FAX:(510) 661-0888
This report shall not be reproduced except in full, without the written approval of UL VERIFICATION SERVICES

2TX Antenna 6 + Antenna 5 OFDMA MODE: SU, Single User

BANDEDGE (CHANNEL 50, LOW EDGE)

HORIZONTAL RESULT

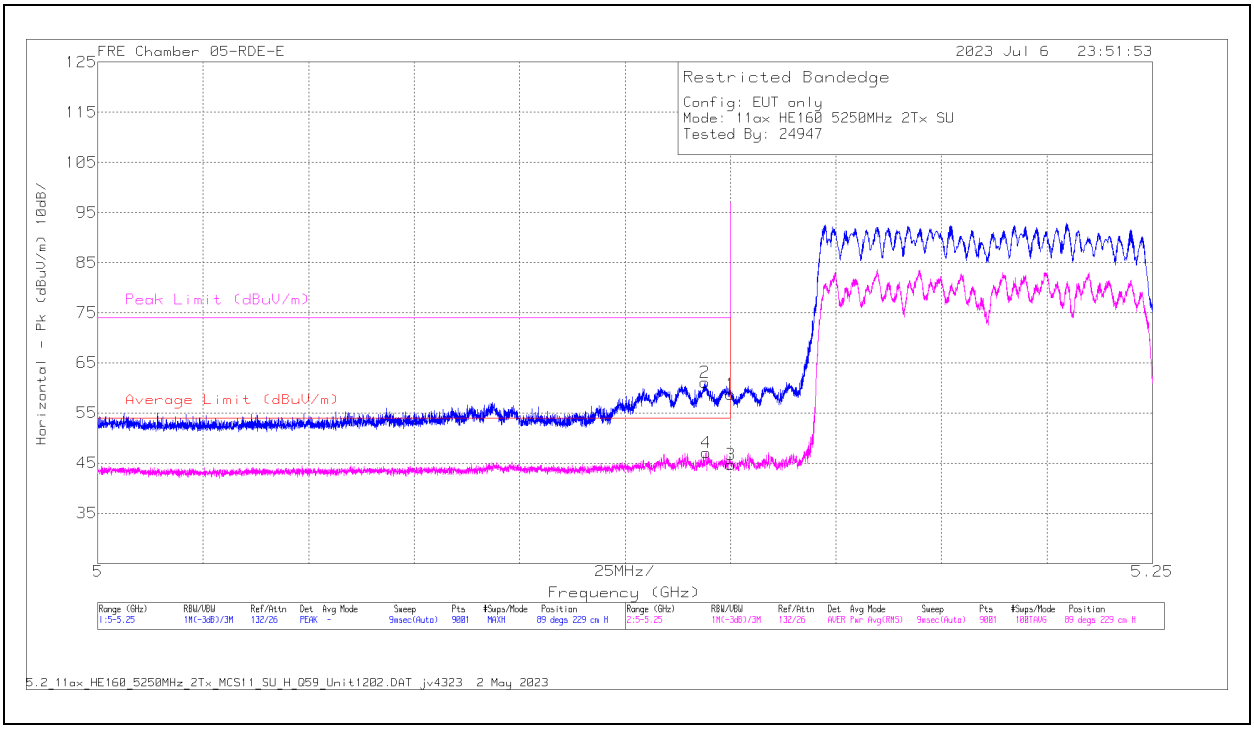

Marker	Frequency (GHz)	Meter Reading (dBuV)	Det	226671 ACF (dB) 3mH	DCCF (dB)	Gain/Loss (dB)	Corrected Reading (dBuV/m)	Average Limit (dBuV/m)	Margin (dB)	Peak Limit (dBuV/m)	PK Margin (dB)	Azimuth (Degs)	Height (cm)	Polarity
2	5.14389	65.78	Pk	34.3	0	-38.94	61.14	-	-	74	-12.86	89	229	H
4	5.144223	50.62	RMS	34.3	0.49	-38.94	46.47	54	-7.53	-	-	89	229	H
1	5.15	63.2	Pk	34.3	0	-38.81	58.69	-	-	74	-15.31	89	229	H
3	5.15	48.09	RMS	34.3	0.49	-38.81	44.07	54	-9.93	-	-	89	229	H

Pk - Peak detector
RMS - RMS detection

UL VERIFICATION SERVICES
47173 Benicia Street, Fremont, CA 94538; USA TEL:(510) 319-4000 FAX:(510) 661-0888
This report shall not be reproduced except in full, without the written approval of UL VERIFICATION SERVICES

VERTICAL RESULT

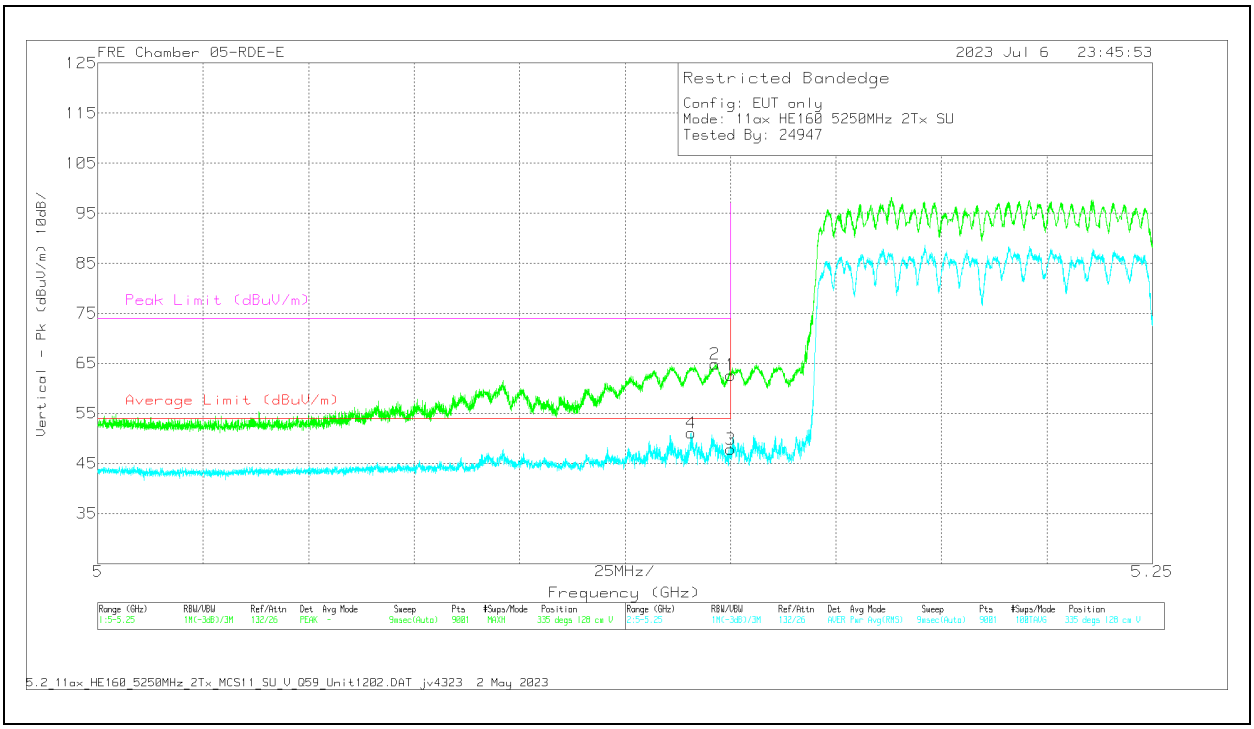

Marker	Frequency (GHz)	Meter Reading (dBuV)	Det	226671 ACF (dB) 3mH	DCCF (dB)	Gain/Loss (dB)	Corrected Reading (dBuV/m)	Average Limit (dBuV/m)	Margin (dB)	Peak Limit (dBuV/m)	PK Margin (dB)	Azimuth (Degs)	Height (cm)	Polarity
4	5.14064	54.67	RMS	34.2	0.49	-38.91	50.45	54	-3.55	-	-	335	128	V
2	5.146362	69.43	Pk	34.3	0	-38.88	64.85	-	-	74	-9.15	335	128	V
1	5.15	67.17	Pk	34.3	0	-38.81	62.66	-	-	74	-11.34	335	128	V
3	5.15	51.21	RMS	34.3	0.49	-38.81	47.20	54	-6.80	-	-	335	128	V

Pk - Peak detector
RMS - RMS detection

UL VERIFICATION SERVICES
47173 Benicia Street, Fremont, CA 94538; USA TEL:(510) 319-4000 FAX:(510) 661-0888
This report shall not be reproduced except in full, without the written approval of UL VERIFICATION SERVICES

BANDEDGE (CHANNEL 50, HIGH EDGE)

HORIZONTAL RESULT

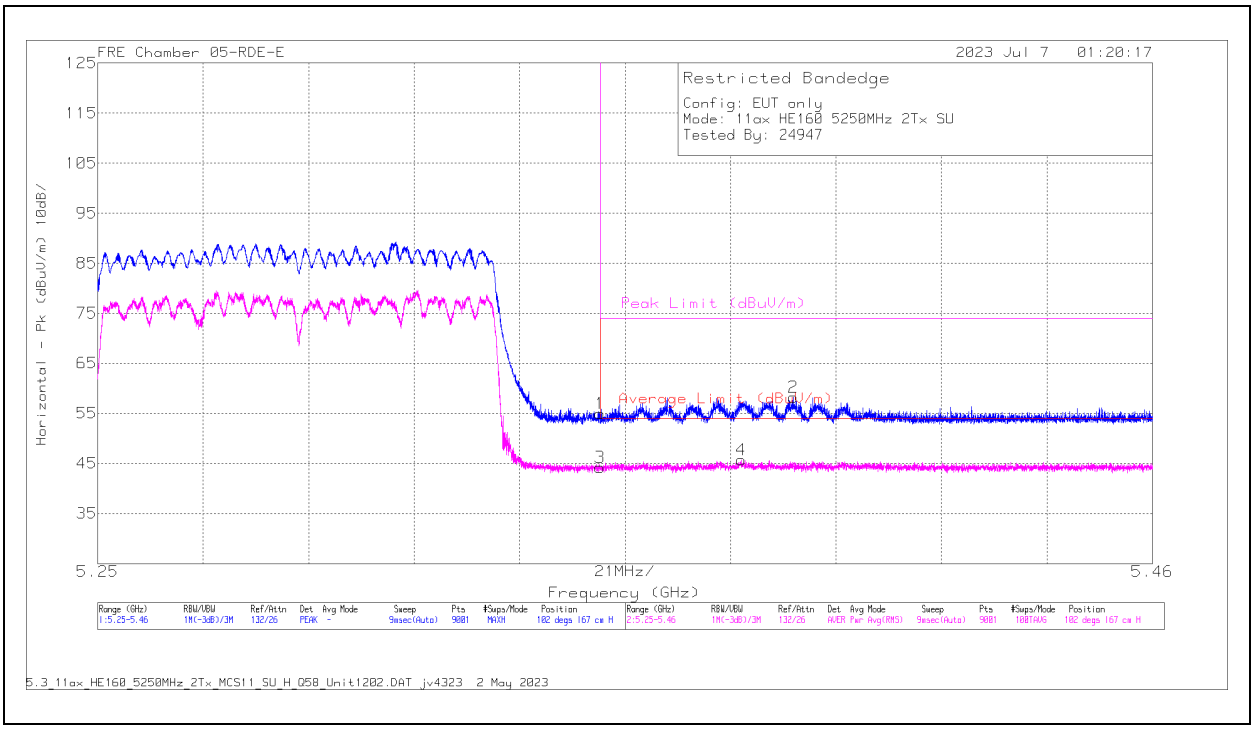

Marker	Frequency (GHz)	Meter Reading (dBuV)	Det	226671 ACF (dB) 3mH	DCCF (dB)	Gain/Loss (dB)	Corrected Reading (dBuV/m)	Average Limit (dBuV/m)	Margin (dB)	Peak Limit (dBuV/m)	PK Margin (dB)	Azimuth (Degs)	Height (cm)	Polarity
1	5.35	58.93	Pk	34.7	0	-38.67	54.96	-	-	74	-19.04	102	167	H
3	5.35	47.05	RMS	34.7	0.49	-38.67	43.57	54	-10.43	-	-	102	167	H
4	5.378098	48.33	RMS	34.7	0.49	-38.52	45.00	54	-9.00	-	-	102	167	H
2	5.388435	62.09	Pk	34.7	0	-38.59	58.2	-	-	74	-15.8	102	167	H

Pk - Peak detector
RMS - RMS detection

UL VERIFICATION SERVICES
47173 Benicia Street, Fremont, CA 94538; USA TEL:(510) 319-4000 FAX:(510) 661-0888
This report shall not be reproduced except in full, without the written approval of UL VERIFICATION SERVICES

VERTICAL RESULT

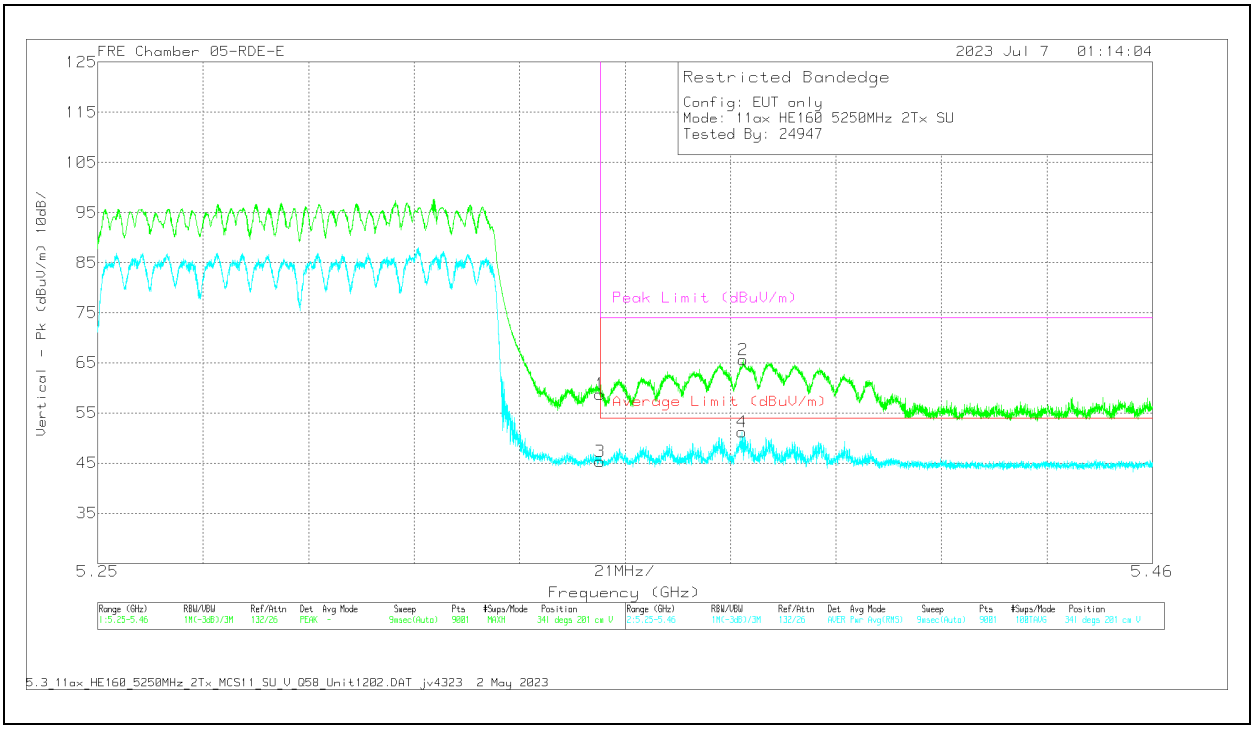

Marker	Frequency (GHz)	Meter Reading (dBuV)	Det	226671 ACF (dB) 3mH	DCCF (dB)	Gain/Loss (dB)	Corrected Reading (dBuV/m)	Average Limit (dBuV/m)	Margin (dB)	Peak Limit (dBuV/m)	PK Margin (dB)	Azimuth (Degs)	Height (cm)	Polarity
1	5.35	62.76	Pk	34.7	0	-38.67	58.79	-	-	74	-15.21	341	201	V
3	5.35	48.14	RMS	34.7	0.49	-38.67	44.66	54	-9.34	-	-	341	201	V
4	5.378285	53.86	RMS	34.7	0.49	-38.52	50.53	54	-3.47	-	-	341	201	V
2	5.378565	69.38	Pk	34.7	0	-38.51	65.57	-	-	74	-8.43	341	201	V

Pk - Peak detector
RMS - RMS detection

UL VERIFICATION SERVICES
47173 Benicia Street, Fremont, CA 94538; USA TEL:(510) 319-4000 FAX:(510) 661-0888
This report shall not be reproduced except in full, without the written approval of UL VERIFICATION SERVICES

1.1.35 5.3GHz, 11ax HE160 SU 2TX HARMONICS AND SPURIOUS EMISSIONS

MID CHANNEL RESULTS

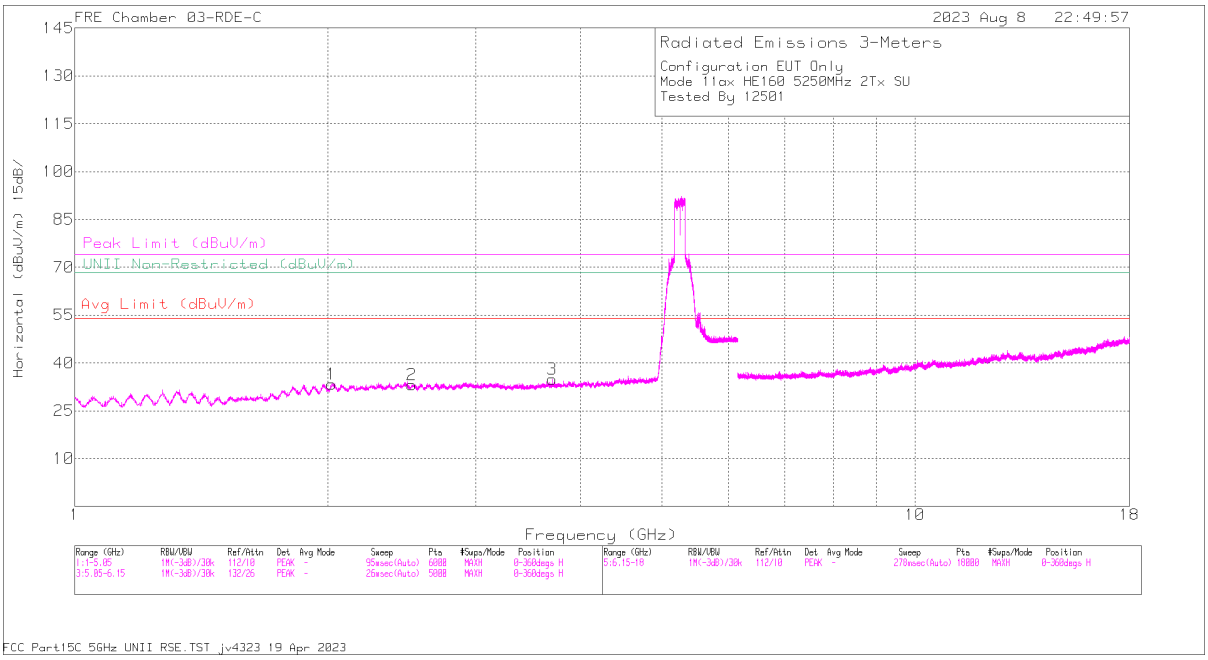

HORIZONTAL

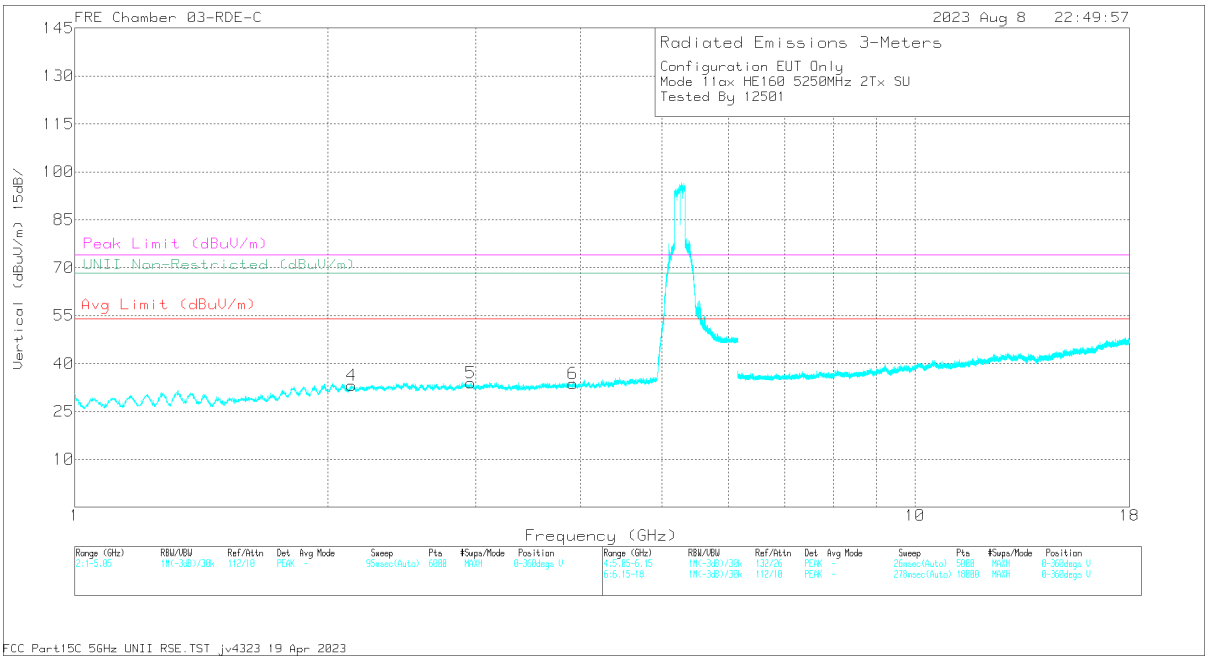

VERTICAL

UL VERIFICATION SERVICES
47173 Benicia Street, Fremont, CA 94538; USA TEL:(510) 319-4000 FAX:(510) 661-0888

This report shall not be reproduced except in full, without the written approval of UL VERIFICATION SERVICES

RADIATED EMISSIONS

Markers	Frequency (GHz)	Meter Reading (dBuV)	Det	226672 ACF (dB) 3mH	Gain/Loss (dB)	Corrected Reading (dBuV/m)	Avg Limit (dBuV/m)	Margin (dB)	Peak Limit (dBuV/m)	PK Margin (dB)	UNII Non-Restricted (dBuV/m)	PK Margin (dB)	Azimuth (Degs)	Height (cm)	Polarity
3	* 3.704035	56.17	PK-U	33.2	-46	43.37	-	-	74	-30.63	-	-	0	101	H
	* 3.70087	44.46	ADR	33.2	-46.09	31.57	54	-22.43	-	-	-	-	0	101	H
6	* 3.913867	56.71	PK-U	33.4	-46.2	43.91	-	-	74	-30.09	-	-	0	200	V
	* 3.91188	44.91	ADR	33.4	-46.2	32.11	54	-21.89	-	-	-	-	0	200	V
1	2.020831	60.86	PK-U	31.4	-48.2	44.06	-	-	-	-	68.2	-24.14	0	200	H
4	2.133734	60.27	PK-U	31.6	-48.3	43.57	-	-	-	-	68.2	-24.63	0	200	V
2	2.51889	59.34	PK-U	32.3	-48.11	43.53	-	-	-	-	68.2	-24.67	0	101	H
	2.958823	58	PK-U	32.7	-47.08	43.62	-	-	-	-	68.2	-24.58	0	101	V

* - indicates frequency in CFR47 Pt 15 / IC RSS-Restricted Band
PK-U - U-NII: Maximum Peak
ADR - U-NII AD primary method, RMS average

UL VERIFICATION SERVICES
47173 Benicia Street, Fremont, CA 94538; USA TEL:(510) 319-4000 FAX:(510) 661-0888
This report shall not be reproduced except in full, without the written approval of UL VERIFICATION SERVICES

1.1.36 TX ABOVE 1 GHz 802.11n HT20 MODE IN THE 5.6 GHz BAND

1TX Antenna 6

BANDEDGE (LOW CHANNEL)

HORIZONTAL RESULT

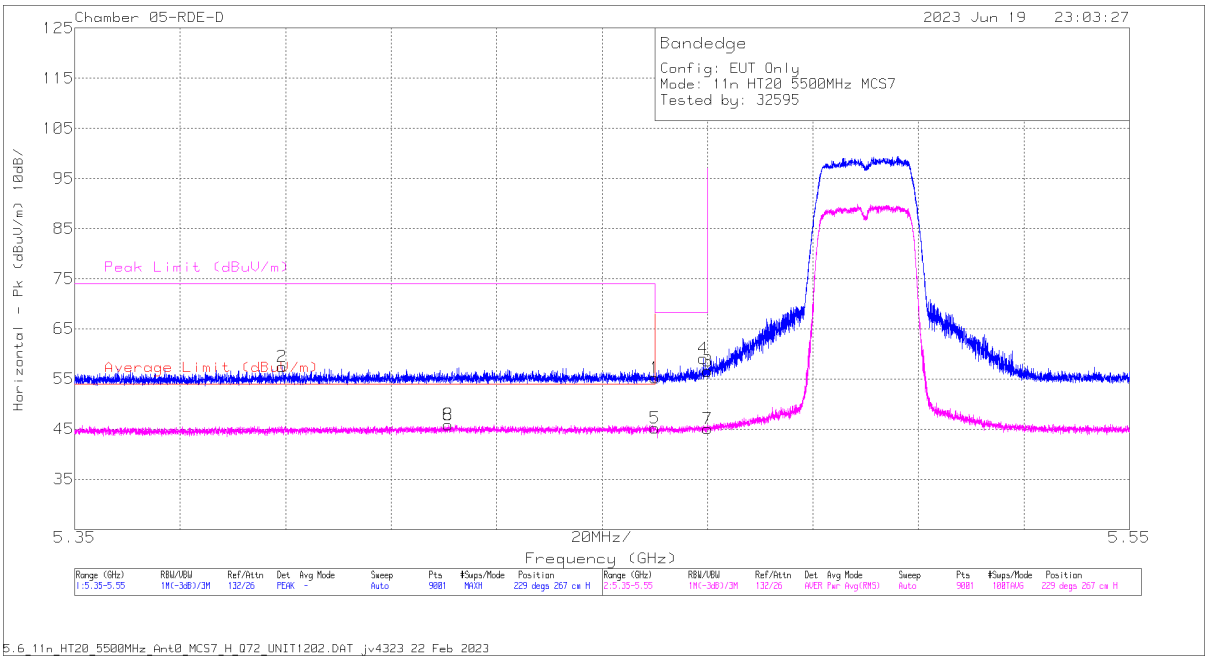

Marker	Frequency (GHz)	Meter Reading (dBuV)	Det	80404_ACF(dB) - 3mH	DCCF (dB)	Gain/Loss (dB)	Corrected Reading (dBuV/m)	Average Limit (dBuV/m)	Margin (dB)	Peak Limit (dBuV/m)	PK Margin (dB)	Azimuth (Degs)	Height (cm)	Polarity
2	5.389355	57.84	Pk	34.7	0	-47.65	44.89	-	-	74	-29.11	229	267	H
6	5.420822	45.61	RMS	34.8	.22	-47.53	33.10	54	-20.90	-	-	229	267	H
8	5.420822	45.61	RMS	34.8	.22	-47.53	33.10	54	-20.90	-	-	229	267	H
1	5.46	55.43	Pk	34.7	0	-47.5	42.63	-	-	68.2	-25.57	229	267	H
5	5.46	44.9	RMS	34.7	.22	-47.5	32.32	54	-21.68	-	-	229	267	H
4	5.469177	59.46	Pk	34.6	0	-47.39	46.67	-	-	68.2	-21.53	229	267	H
3	5.47	56.89	Pk	34.6	0	-47.49	44	-	-	68.2	-24.2	229	267	H
7	5.47	44.96	RMS	34.6	.22	-47.49	32.29	-	-	-	-	229	267	H

Pk - Peak detector
RMS - RMS detection

UL VERIFICATION SERVICES
47173 Benicia Street, Fremont, CA 94538; USA TEL:(510) 319-4000 FAX:(510) 661-0888
This report shall not be reproduced except in full, without the written approval of UL VERIFICATION SERVICES

VERTICAL RESULT

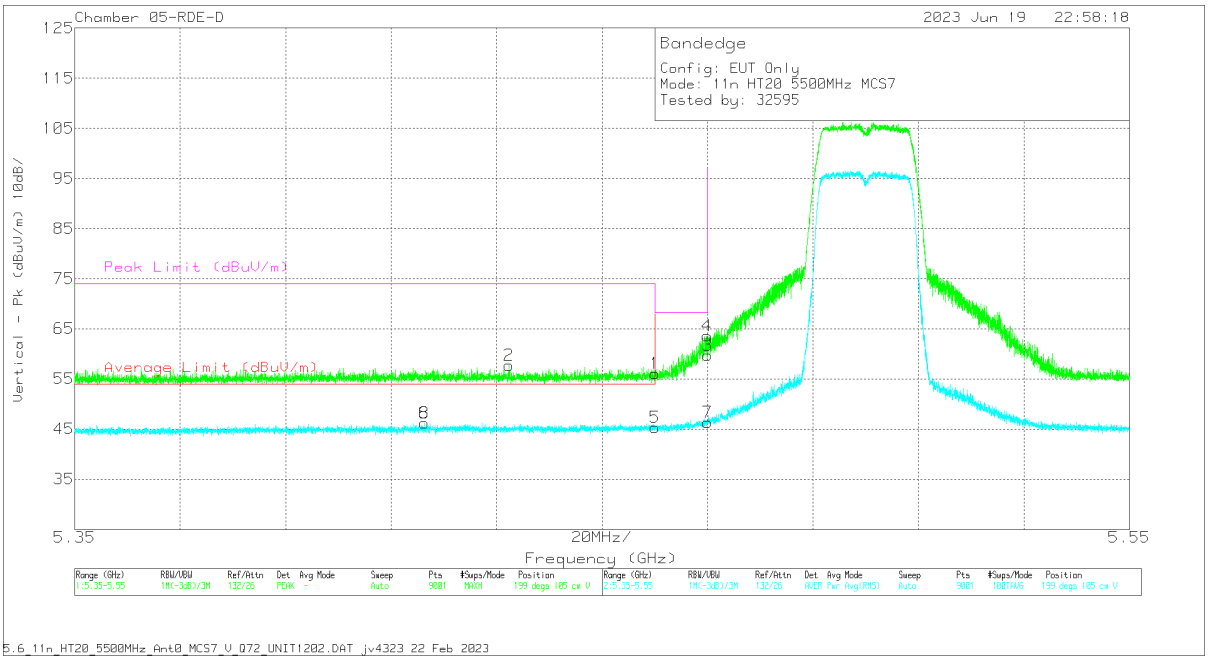

Marker	Frequency (GHz)	Meter Reading (dBuV)	Det	80404_ACF(dB) - 3mH	DCCF (dB)	Gain/Loss (dB)	Corrected Reading (dBuV/m)	Average Limit (dBuV/m)	Margin (dB)	Peak Limit (dBuV/m)	PK Margin (dB)	Azimuth (Degs)	Height (cm)	Polarity
6	5.41631	45.92	RMS	34.8	.22	-47.56	33.38	54	-20.62	-	-	199	105	V
8	5.41631	45.92	RMS	34.8	.22	-47.56	33.38	54	-20.62	-	-	199	105	V
2	5.432333	57.85	Pk	34.7	0	-47.54	45.01	-	-	74	-28.99	199	105	V
1	5.46	56.4	Pk	34.7	0	-47.5	43.6	-	-	68.2	-24.6	199	105	V
5	5.46	45.08	RMS	34.7	.22	-47.5	32.50	54	-21.50	-	-	199	105	V
4	5.469954	63.94	Pk	34.6	0	-47.48	51.06	-	-	68.2	-17.14	199	105	V
3	5.47	60.04	Pk	34.6	0	-47.49	47.15	-	-	68.2	-21.05	199	105	V
7	5.47	46.14	RMS	34.6	.22	-47.49	33.47	-	-	-	-	199	105	V

Pk - Peak detector
RMS - RMS detection

UL VERIFICATION SERVICES
47173 Benicia Street, Fremont, CA 94538; USA TEL:(510) 319-4000 FAX:(510) 661-0888
This report shall not be reproduced except in full, without the written approval of UL VERIFICATION SERVICES

BANDEDGE (HIGH CHANNEL)

HORIZONTAL RESULT

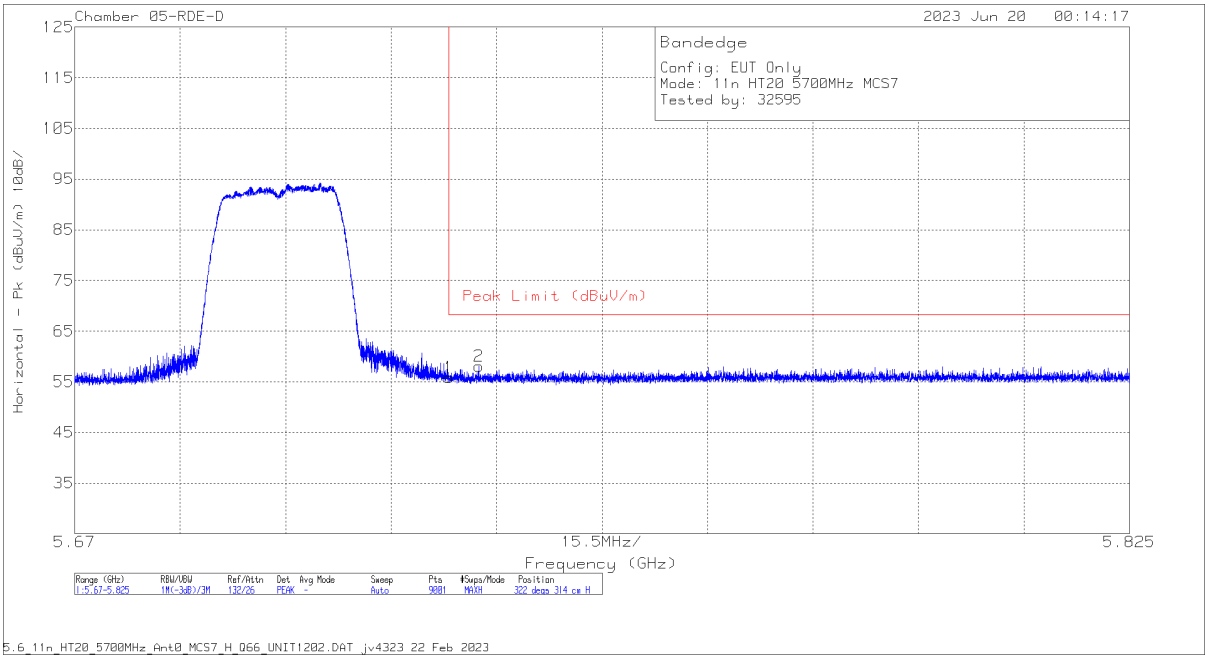

Marker	Frequency (GHz)	Meter Reading (dBuV)	Det	80404_ACF(dB) - 3mH	DCCF (dB)	Gain/Loss (dB)	Corrected Reading (dBuV/m)	Peak Limit (dBuV/m)	PK Margin (dB)	Azimuth (Degs)	Height (cm)	Polarity
1	5.725	55.44	Pk	34.8	0	-47.01	43.23	68.2	-24.97	322	314	H
2	5.729364	57.62	Pk	34.8	0	-47.05	45.37	68.2	-22.83	322	314	H

Pk - Peak detector

UL VERIFICATION SERVICES
47173 Benicia Street, Fremont, CA 94538; USA TEL:(510) 319-4000 FAX:(510) 661-0888

This report shall not be reproduced except in full, without the written approval of UL VERIFICATION SERVICES

VERTICAL RESULT

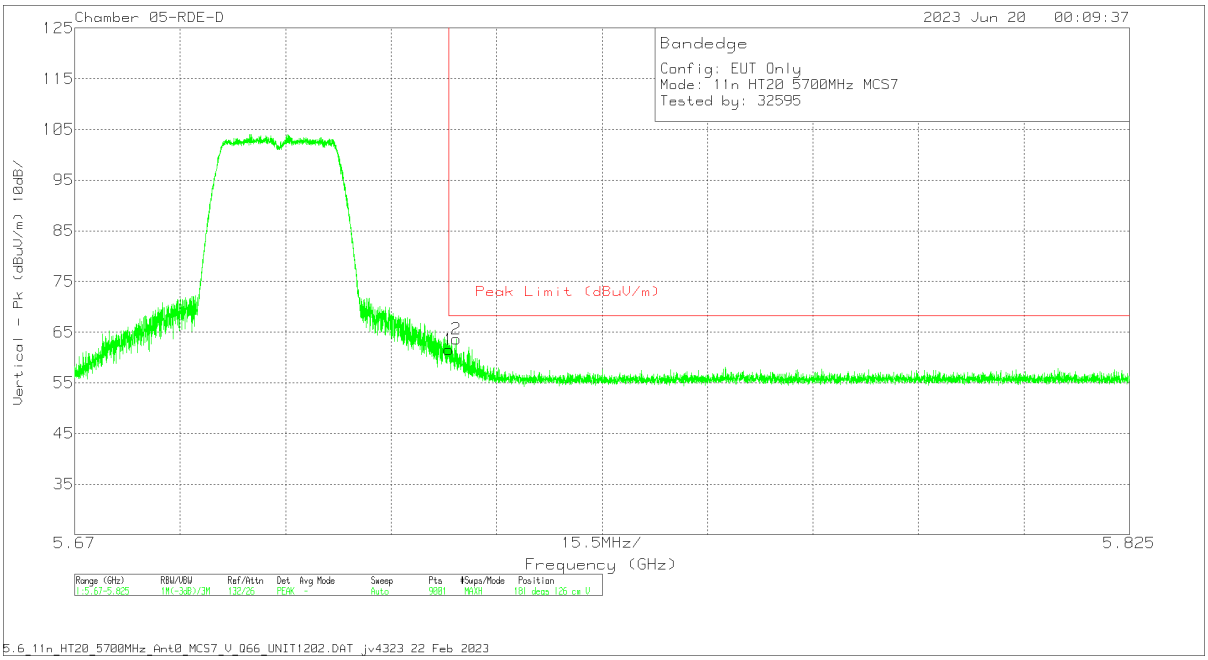

Marker	Frequency (GHz)	Meter Reading (dBuV)	Det	80404_ACF(dB) - 3mH	DCCF (dB)	Gain/Loss (dB)	Corrected Reading (dBuV/m)	Peak Limit (dBuV/m)	PK Margin (dB)	Azimuth (Degs)	Height (cm)	Polarity
1	5.725	61.16	Pk	34.8	0	-47.01	48.95	68.2	-19.25	181	126	V
2	5.72604	63.28	Pk	34.8	0	-46.96	51.12	68.2	-17.08	181	126	V

Pk - Peak detector

UL VERIFICATION SERVICES
47173 Benicia Street, Fremont, CA 94538; USA TEL:(510) 319-4000 FAX:(510) 661-0888

This report shall not be reproduced except in full, without the written approval of UL VERIFICATION SERVICES

1TX Antenna 5

BANDEDGE (LOW CHANNEL)

HORIZONTAL RESULT

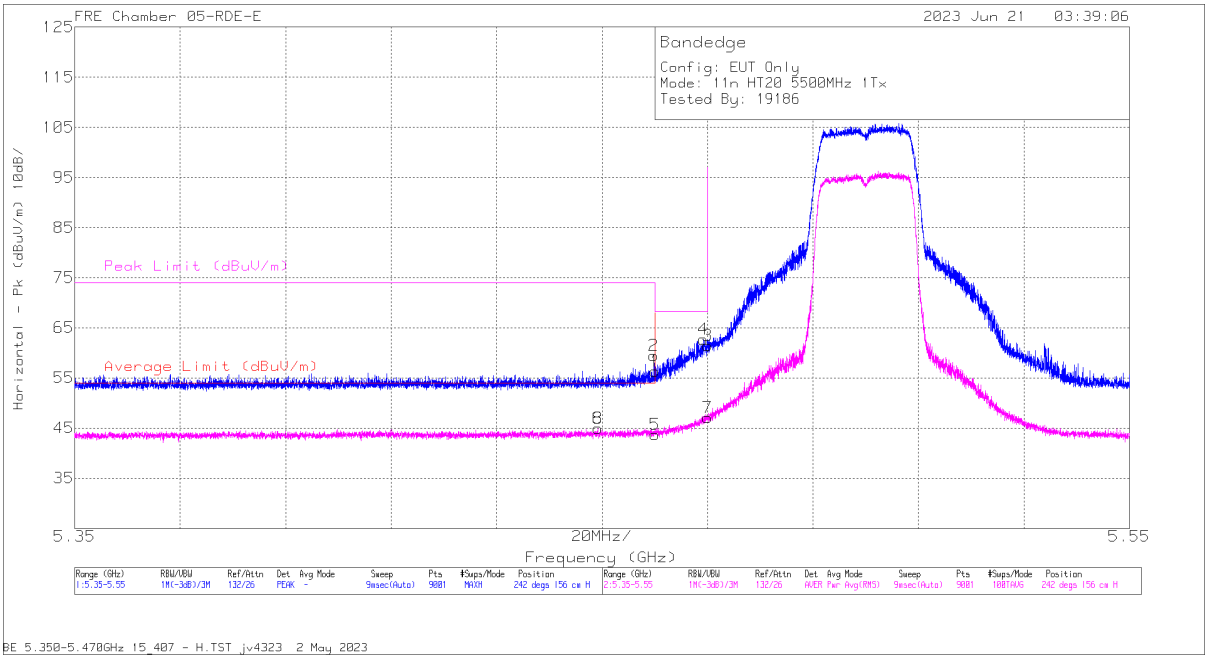

Marker	Frequency (GHz)	Meter Reading (dBuV)	Det	226671 ACF (dB) 3mH	DCCF (dB)	Gain/Loss (dB)	Corrected Reading (dBuV/m)	Average Limit (dBuV/m)	Margin (dB)	Peak Limit (dBuV/m)	PK Margin (dB)	Azimuth (Degs)	Height (cm)	Polarity
6	5.449177	47.97	RMS	34.8	.22	-38.33	44.66	54	-9.34	-	-	242	156	H
8	5.449177	47.97	RMS	34.8	.22	-38.33	44.66	54	-9.34	-	-	242	156	H
2	5.459821	62.95	Pk	34.8	0	-38.29	59.46	-	-	74	-14.54	242	156	H
1	5.46	59.79	Pk	34.8	0	-38.29	56.3	-	-	68.2	-11.9	242	156	H
5	5.46	46.69	RMS	34.8	.22	-38.29	43.42	54	-10.58	-	-	242	156	H
4	5.469221	66.32	Pk	34.8	0	-38.39	62.73	-	-	68.2	-5.47	242	156	H
3	5.47	65.09	Pk	34.8	0	-38.39	61.5	-	-	68.2	-6.7	242	156	H
7	5.47	50.15	RMS	34.8	.22	-38.39	46.78	-	-	-	-	242	156	H

Pk - Peak detector
RMS - RMS detection

UL VERIFICATION SERVICES
47173 Benicia Street, Fremont, CA 94538; USA TEL:(510) 319-4000 FAX:(510) 661-0888
This report shall not be reproduced except in full, without the written approval of UL VERIFICATION SERVICES

VERTICAL RESULT

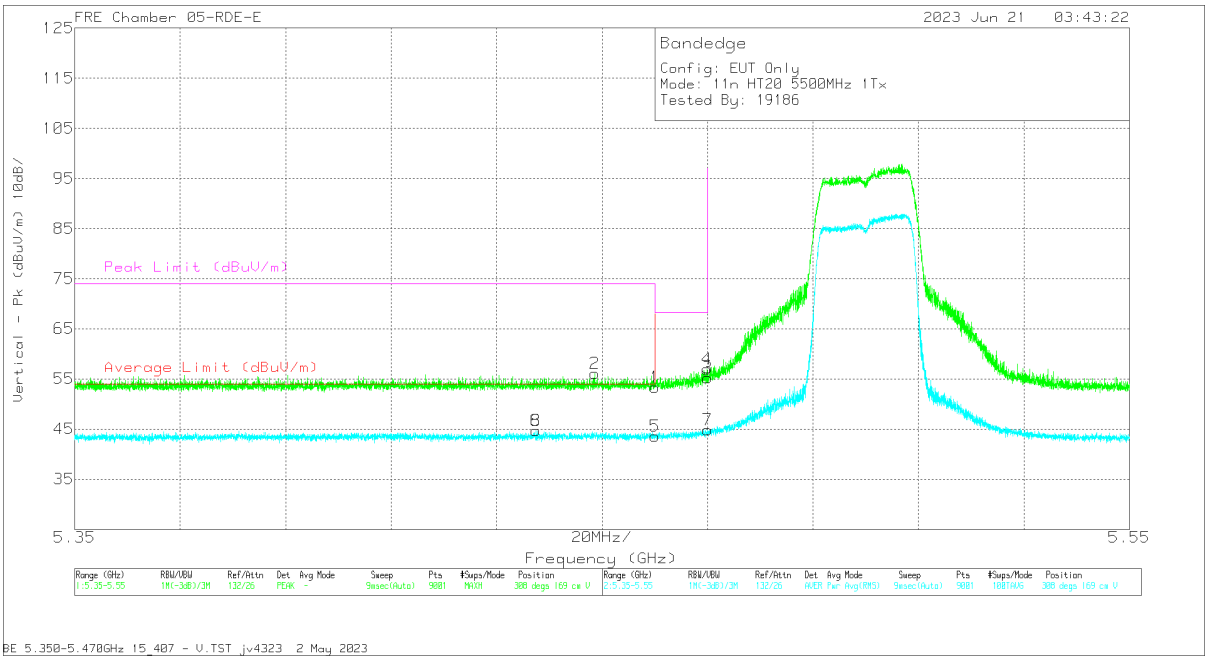

Marker	Frequency (GHz)	Meter Reading (dBuV)	Det	226671 ACF (dB) 3mH	DCCF (dB)	Gain/Loss (dB)	Corrected Reading (dBuV/m)	Average Limit (dBuV/m)	Margin (dB)	Peak Limit (dBuV/m)	PK Margin (dB)	Azimuth (Degs)	Height (cm)	Polarity
6	5.437488	47.71	RMS	34.8	.22	-38.37	44.36	54	-9.64	-	-	308	169	V
8	5.437488	47.71	RMS	34.8	.22	-38.37	44.36	54	-9.64	-	-	308	169	V
2	5.448621	59.64	Pk	34.8	0	-38.33	56.11	-	-	74	-17.89	308	169	V
1	5.46	56.89	Pk	34.8	0	-38.29	53.4	-	-	68.2	-14.8	308	169	V
5	5.46	46.51	RMS	34.8	.22	-38.29	43.24	54	-10.76	-	-	308	169	V
4	5.469888	60.51	Pk	34.8	0	-38.39	56.92	-	-	68.2	-11.28	308	169	V
3	5.47	58.85	Pk	34.8	0	-38.39	55.26	-	-	68.2	-12.94	308	169	V
7	5.47	47.86	RMS	34.8	.22	-38.39	44.49	-	-	-	-	308	169	V

Pk - Peak detector
RMS - RMS detection

UL VERIFICATION SERVICES
47173 Benicia Street, Fremont, CA 94538; USA TEL:(510) 319-4000 FAX:(510) 661-0888
This report shall not be reproduced except in full, without the written approval of UL VERIFICATION SERVICES

BANDEDGE (HIGH CHANNEL)

HORIZONTAL RESULT

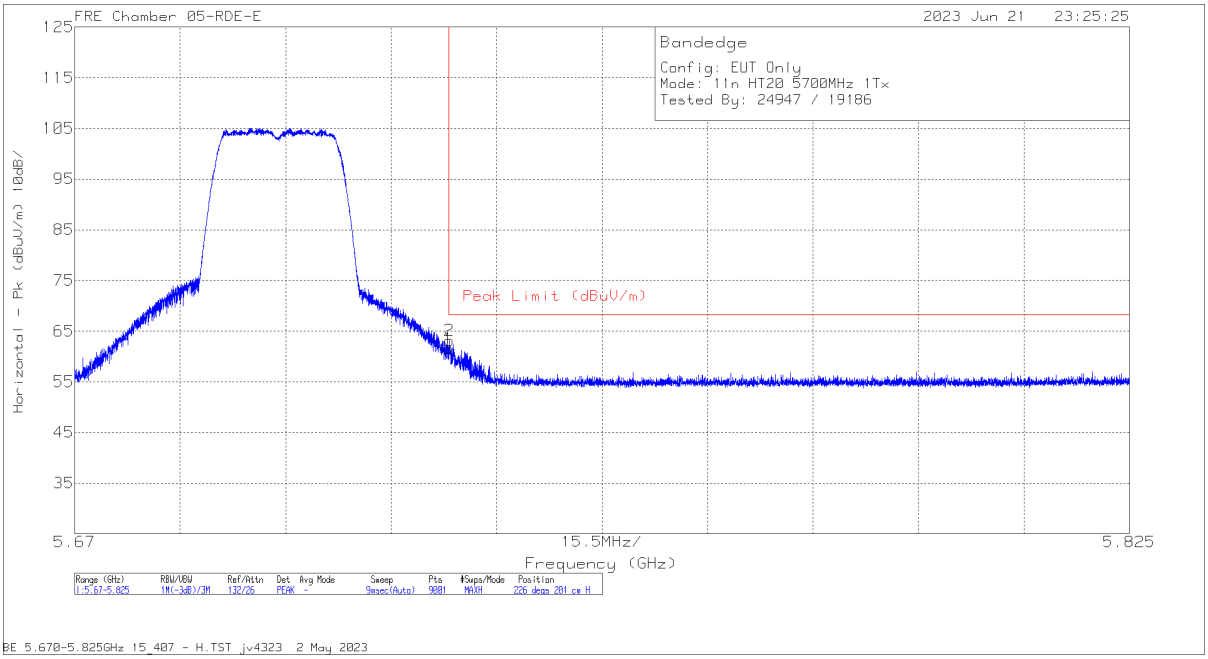

Marker	Frequency (GHz)	Meter Reading (dBuV)	Det	226671 ACF (dB) 3mH	DCCF (dB)	Gain/Loss (dB)	Corrected Reading (dBuV/m)	Peak Limit (dBuV/m)	PK Margin (dB)	Azimuth (Degs)	Height (cm)	Polarity
1	5.725	64.61	Pk	34.7	0	-37.78	61.53	68.2	-6.67	226	201	H
2	5.72511	66.19	Pk	34.7	0	-37.78	63.11	68.2	-5.09	226	201	H

Pk - Peak detector

UL VERIFICATION SERVICES
47173 Benicia Street, Fremont, CA 94538; USA TEL:(510) 319-4000 FAX:(510) 661-0888
This report shall not be reproduced except in full, without the written approval of UL VERIFICATION SERVICES

VERTICAL RESULT

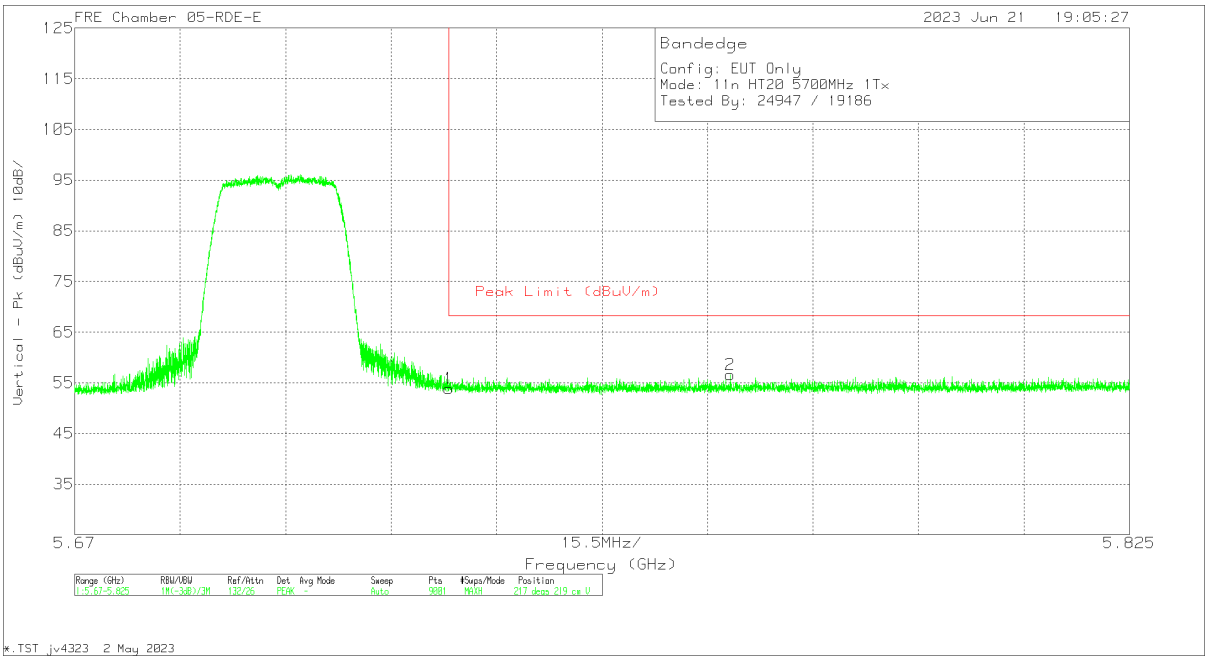

Marker	Frequency (GHz)	Meter Reading (dBuV)	Det	226671 ACF (dB) 3mH	DCCF (dB)	Gain/Loss (dB)	Corrected Reading (dBuV/m)	Peak Limit (dBuV/m)	PK Margin (dB)	Azimuth (Degs)	Height (cm)	Polarity
1	5.725	56.95	Pk	34.7	0	-37.78	53.87	68.2	-14.33	217	219	V
2	5.766357	59.5	Pk	34.7	0	-37.59	56.61	68.2	-11.59	217	219	V

Pk - Peak detector

UL VERIFICATION SERVICES
47173 Benicia Street, Fremont, CA 94538; USA TEL:(510) 319-4000 FAX:(510) 661-0888
This report shall not be reproduced except in full, without the written approval of UL VERIFICATION SERVICES

2TX Antenna 6 + Antenna 5 CDD MODE

BANDEDGE (LOW CHANNEL)

HORIZONTAL RESULT

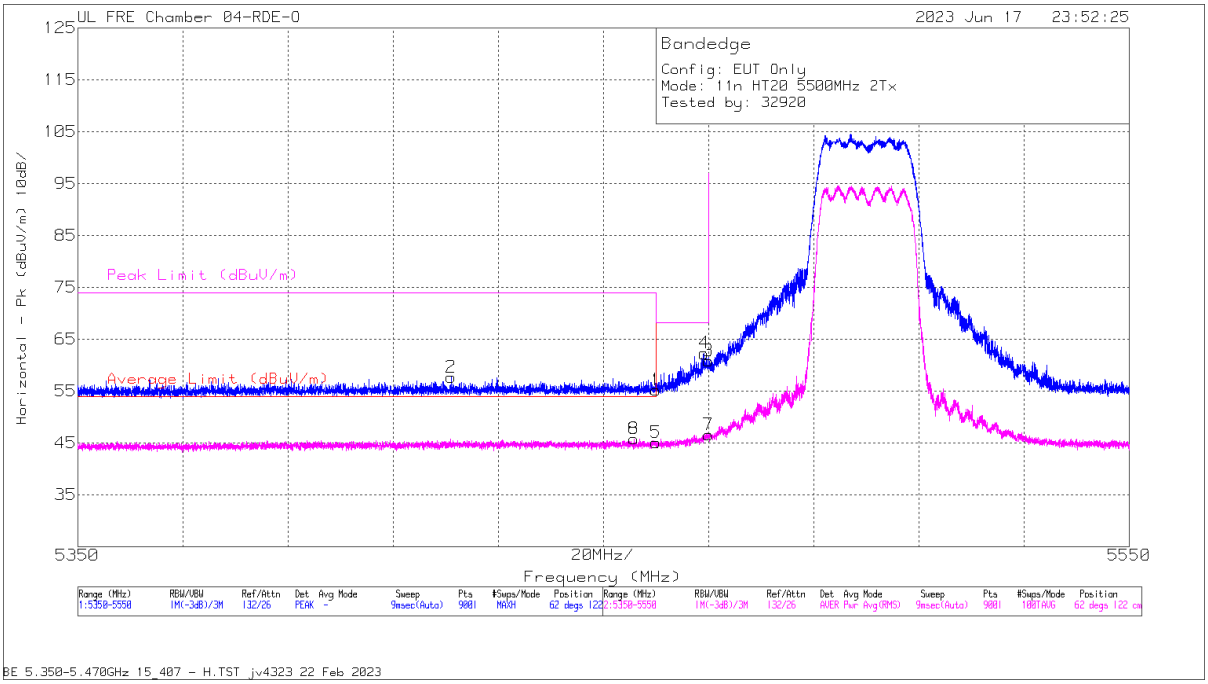

Marker	Frequency (MHz)	Meter Reading (dBuV)	Det	80404_ACF(dB) - 3mH	DCCF (dB)	Gain/Loss (dB)	Corrected Reading (dBuV/m)	Average Limit (dBuV/m)	Margin (dB)	Peak Limit (dBuV/m)	PK Margin (dB)	Azimuth (Degs)	Height (cm)	Polarity
2	5421.022	57.93	Pk	34.8	0	-35.04	57.69	-	-	74	-16.31	62	122	H
6	5455.799	45.87	RMS	34.7	.22	-34.99	45.80	54	-8.20	-	-	62	122	H
8	5455.799	45.87	RMS	34.7	.22	-34.99	45.80	54	-8.20	-	-	62	122	H
1	5460	55.44	Pk	34.7	0	-34.96	55.18	-	-	68.2	-13.02	62	122	H
5	5460	45.13	RMS	34.7	.22	-34.96	45.09	54	-8.91	-	-	62	122	H
4	5469.132	62.62	Pk	34.6	0	-34.94	62.28	-	-	68.2	-5.92	62	122	H
3	5470	61.13	Pk	34.6	0	-34.95	60.78	-	-	68.2	-7.42	62	122	H
7	5470	46.69	RMS	34.6	.22	-34.95	46.56	-	-	-	-	62	122	H

Pk - Peak detector
RMS - RMS detection

UL VERIFICATION SERVICES
47173 Benicia Street, Fremont, CA 94538; USA TEL:(510) 319-4000 FAX:(510) 661-0888
This report shall not be reproduced except in full, without the written approval of UL VERIFICATION SERVICES

VERTICAL RESULT

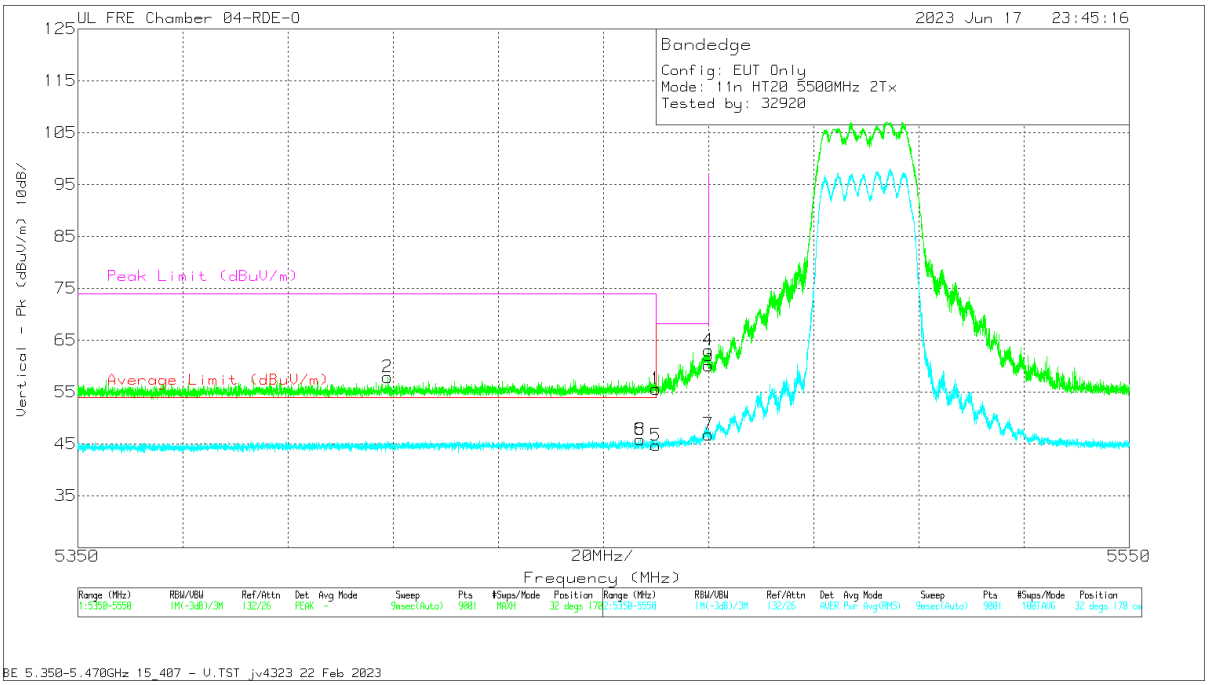

Marker	Frequency (MHz)	Meter Reading (dBuV)	Det	80404_ACF(dB) - 3mH	DCCF (dB)	Gain/Loss (dB)	Corrected Reading (dBuV/m)	Average Limit (dBuV/m)	Margin (dB)	Peak Limit (dBuV/m)	PK Margin (dB)	Azimuth (Degs)	Height (cm)	Polarity
2	5408.999	58.16	Pk	34.8	0	-35.1	57.86	-	-	74	-16.14	32	170	V
6	5457.021	45.91	RMS	34.7	.22	-34.99	45.84	54	-8.16	-	-	32	170	V
8	5457.021	45.91	RMS	34.7	.22	-34.99	45.84	54	-8.16	-	-	32	170	V
1	5460	55.86	Pk	34.7	0	-34.96	55.6	-	-	68.2	-12.6	32	170	V
5	5460	44.73	RMS	34.7	.22	-34.96	44.69	54	-9.31	-	-	32	170	V
4	5469.932	63.39	Pk	34.6	0	-34.95	63.04	-	-	68.2	-5.16	32	170	V
3	5470	60.43	Pk	34.6	0	-34.95	60.08	-	-	68.2	-8.12	32	170	V
7	5470	46.92	RMS	34.6	.22	-34.95	46.79	-	-	-	-	32	170	V

Pk - Peak detector
RMS - RMS detection

UL VERIFICATION SERVICES
47173 Benicia Street, Fremont, CA 94538; USA TEL:(510) 319-4000 FAX:(510) 661-0888
This report shall not be reproduced except in full, without the written approval of UL VERIFICATION SERVICES

BANDEDGE (HIGH CHANNEL)

HORIZONTAL RESULT

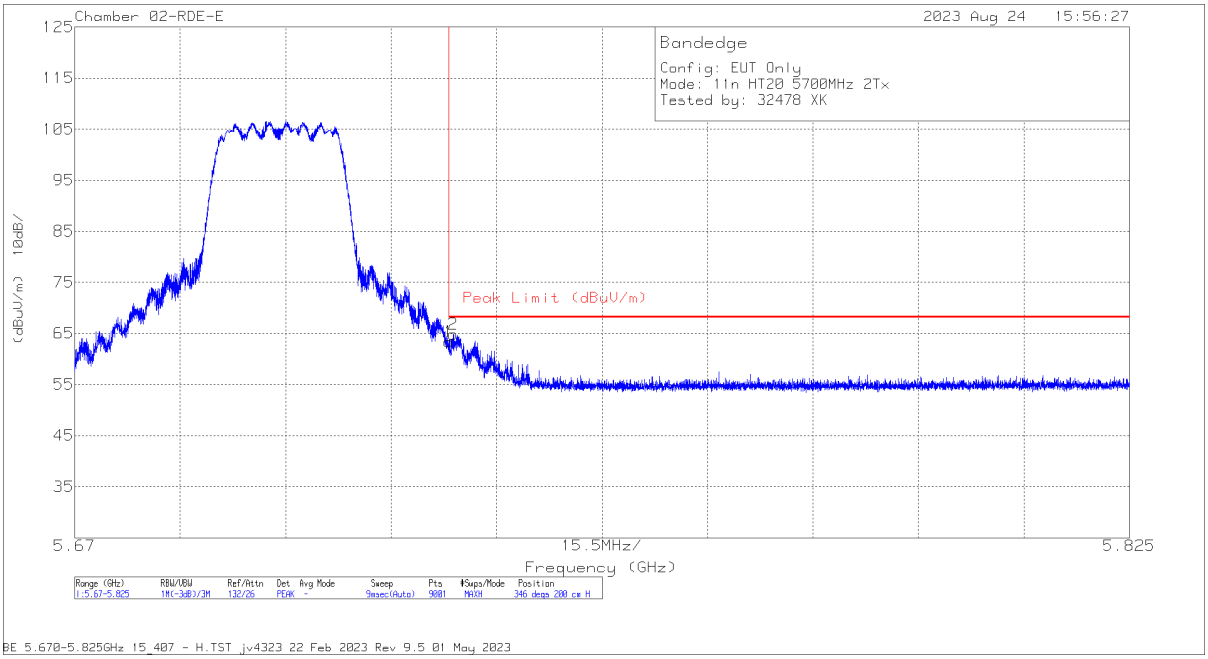

Marker	Frequency (GHz)	Meter Reading (dBuV)	Det	206807 ACF (dB/m)	DCCF (dB)	Gain/Loss (dB)	Corrected Reading (dBuV/m)	Peak Limit (dBuV/m)	PK Margin (dB)	Azimuth (Degs)	Height (cm)	Polarity
1	5.725	65.49	Pk	34.6	0	-36.76	63.33	68.2	-4.87	346	200	H
2	5.725575	66.98	Pk	34.6	0	-36.76	64.82	68.2	-3.38	346	200	H

Pk - Peak detector

UL VERIFICATION SERVICES
47173 Benicia Street, Fremont, CA 94538; USA TEL:(510) 319-4000 FAX:(510) 661-0888

This report shall not be reproduced except in full, without the written approval of UL VERIFICATION SERVICES

VERTICAL RESULT

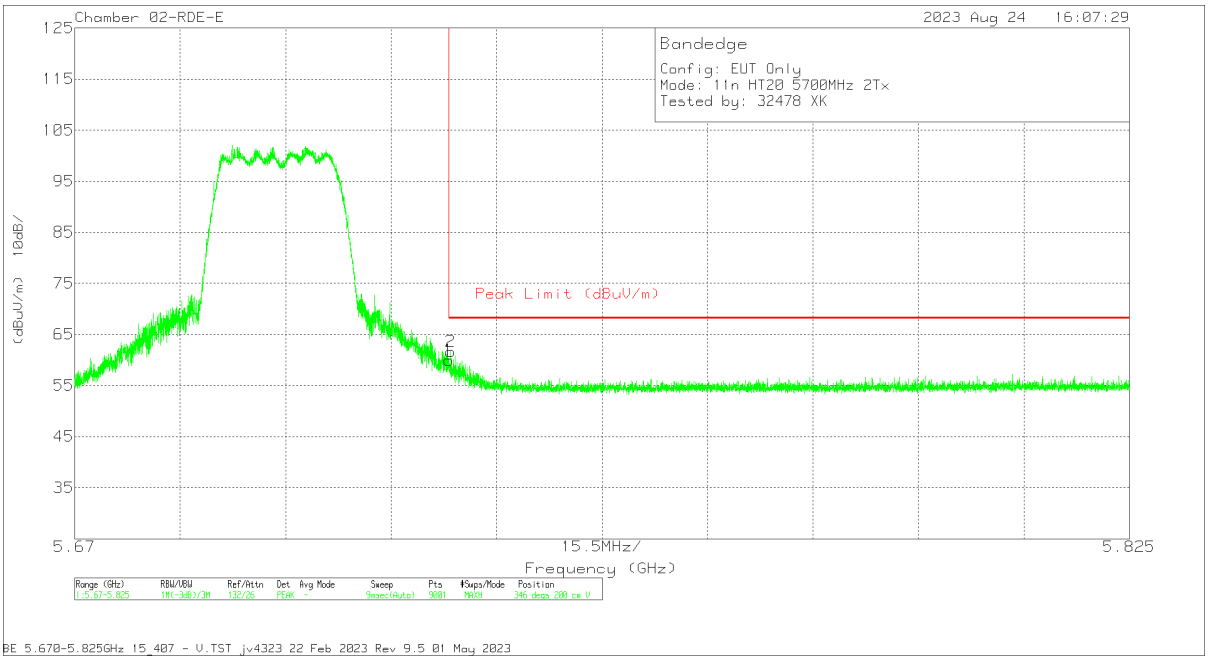

Marker	Frequency (GHz)	Meter Reading (dBuV)	Det	206807 ACF (dB/m)	DCCF (dB)	Gain/Loss (dB)	Corrected Reading (dBuV/m)	Peak Limit (dBuV/m)	PK Margin (dB)	Azimuth (Degs)	Height (cm)	Polarity
1	5.725	62.13	Pk	34.6	0	-36.76	59.97	68.2	-8.23	346	200	V
2	5.725248	63.81	Pk	34.6	0	-36.76	61.65	68.2	-6.55	346	200	V

Pk - Peak detector

UL VERIFICATION SERVICES
47173 Benicia Street, Fremont, CA 94538; USA TEL:(510) 319-4000 FAX:(510) 661-0888

This report shall not be reproduced except in full, without the written approval of UL VERIFICATION SERVICES

1.1.37 5.6GHz Band HARMONICS AND SPURIOUS EMISSIONS, 2TX HT20

LOW CHANNEL RESULTS

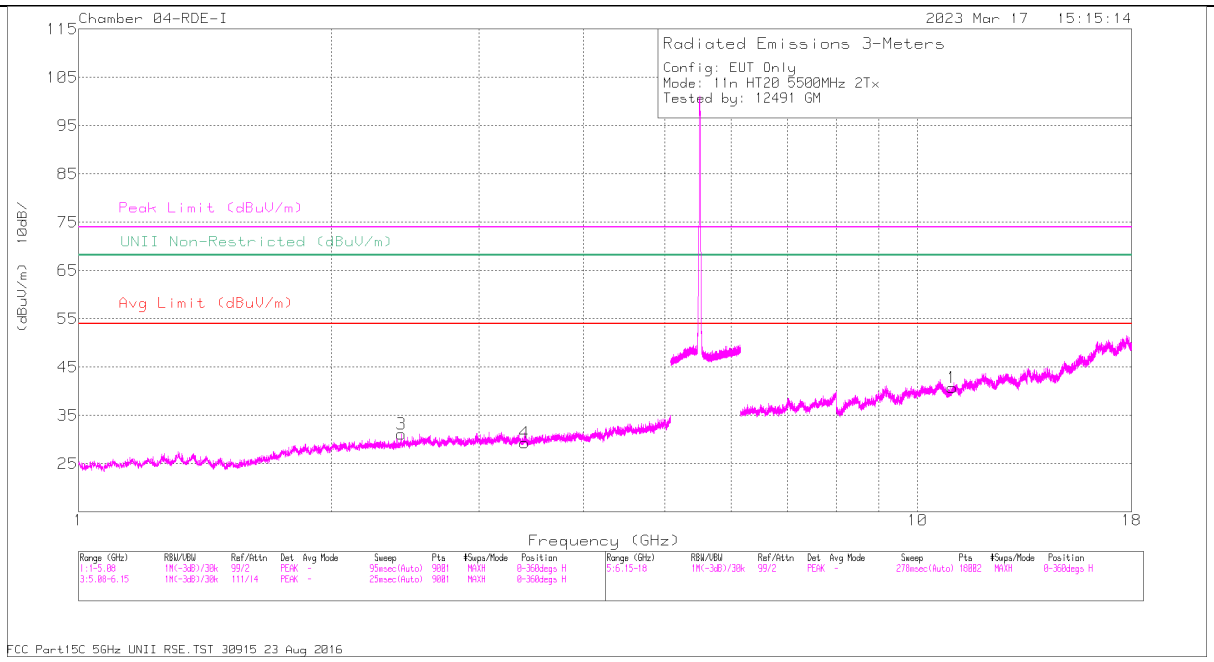

HORIZONTAL

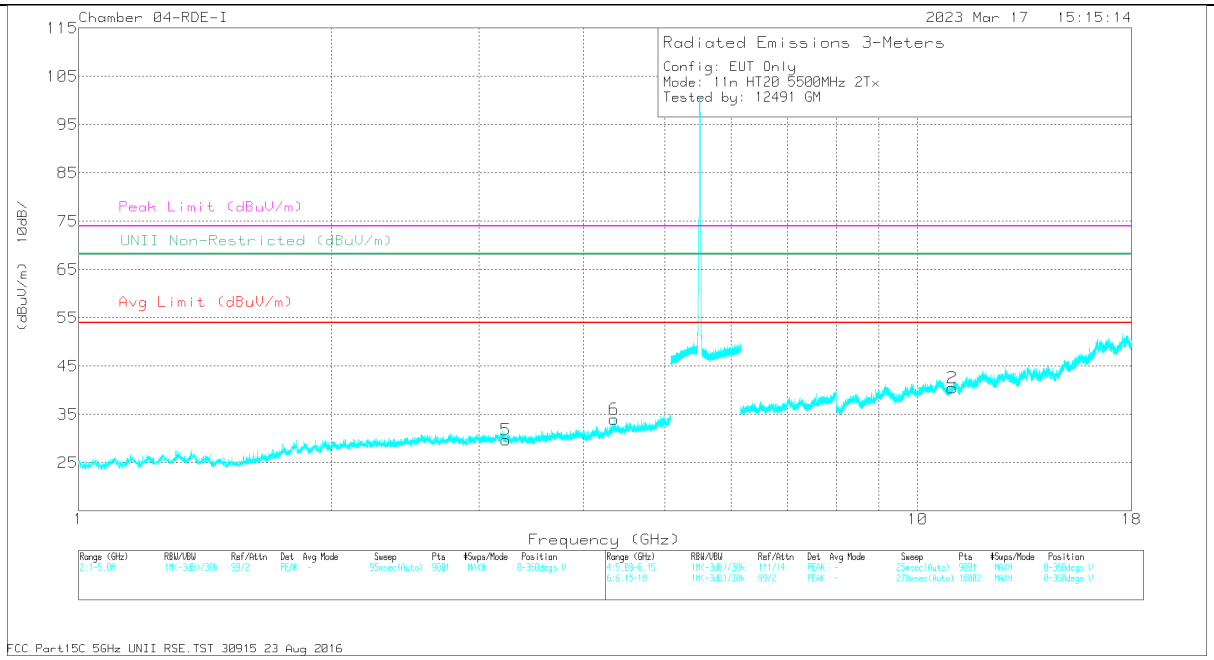

VERTICAL

UL VERIFICATION SERVICES
47173 Benicia Street, Fremont, CA 94538; USA TEL:(510) 319-4000 FAX:(510) 661-0888

This report shall not be reproduced except in full, without the written approval of UL VERIFICATION SERVICES

RADIATED EMISSIONS

Marker	Frequency (GHz)	Meter Reading (dBuV)	Det	84797 ACF (dB) - 3mH	Amp/Cbl/Fltr (dB)	Corrected Reading (dBuV/m)	Avg Limit (dBuV/m)	Margin (dB)	Peak Limit (dBuV/m)	PK Margin (dB)	UNII Non-Restricted (dBuV/m)	PK Margin (dB)	Azimuth (Degs)	Height (cm)	Polarity
3	2.426518	39.1	PK-U	31.8	-31.2	39.7	-	-	-	-	68.2	-28.5	248	168	H
4	3.40432	38.06	PK-U	32.7	-29.7	41.06	-	-	-	-	68.2	-27.14	104	153	H
5	3.230323	37.7	PK-U	32.9	-29.9	40.7	-	-	-	-	68.2	-27.5	359	242	V
6	* 4.350188	36.49	PK-U	33.8	-27.4	42.89	-	-	74	-31.11	-	-	75	177	V
	* 4.347637	24.87	ADR	33.8	-27.4	31.27	54	-22.73	-	-	-	-	75	177	V
1	* 10.989365	31.32	PK-U	37.6	-18.8	50.12	-	-	74	-23.88	-	-	40	223	H
	* 11.012326	19.76	ADR	37.6	-18.8	38.56	54	-15.44	-	-	-	-	40	223	H
2	* 11.00617	31.33	PK-U	37.6	-18.9	50.03	-	-	74	-23.97	-	-	259	312	V
	* 11.004634	19.94	ADR	37.6	-18.8	38.74	54	-15.26	-	-	-	-	259	312	V

* - indicates frequency in CFR47 Pt 15 / IC RSS-Restricted Band
PK-U - U-NII: Maximum Peak
ADR - U-NII AD primary method, RMS average

UL VERIFICATION SERVICES
47173 Benicia Street, Fremont, CA 94538; USA TEL:(510) 319-4000 FAX:(510) 661-0888
This report shall not be reproduced except in full, without the written approval of UL VERIFICATION SERVICES

MID CHANNEL RESULTS

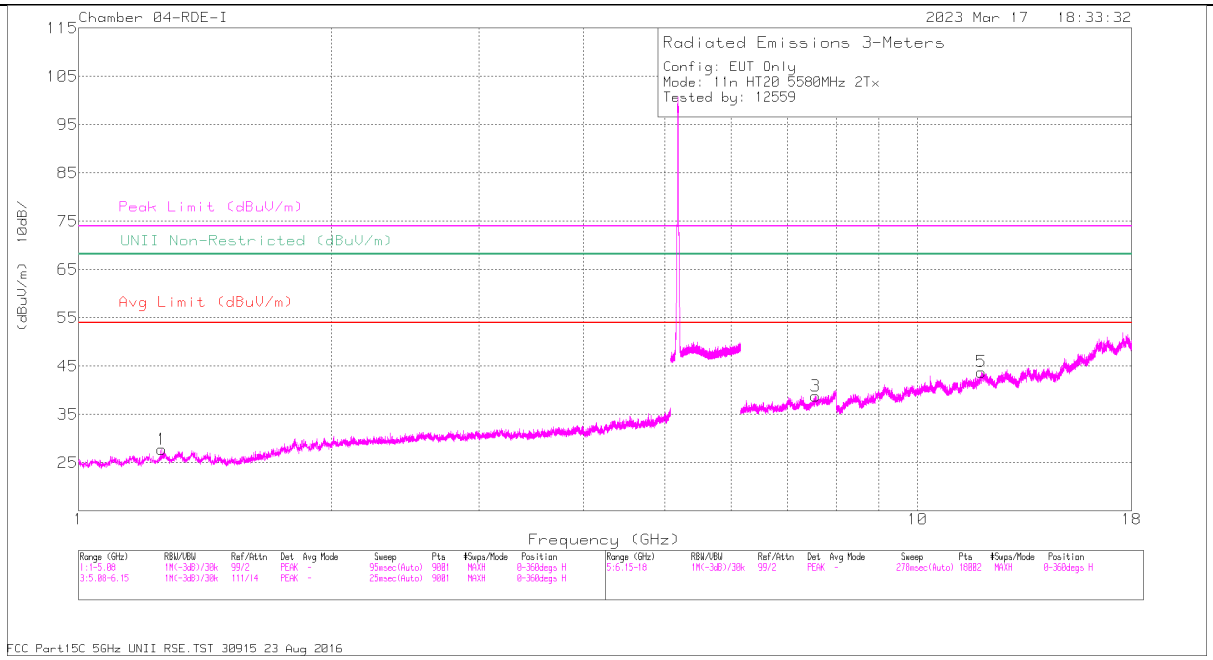

HORIZONTAL

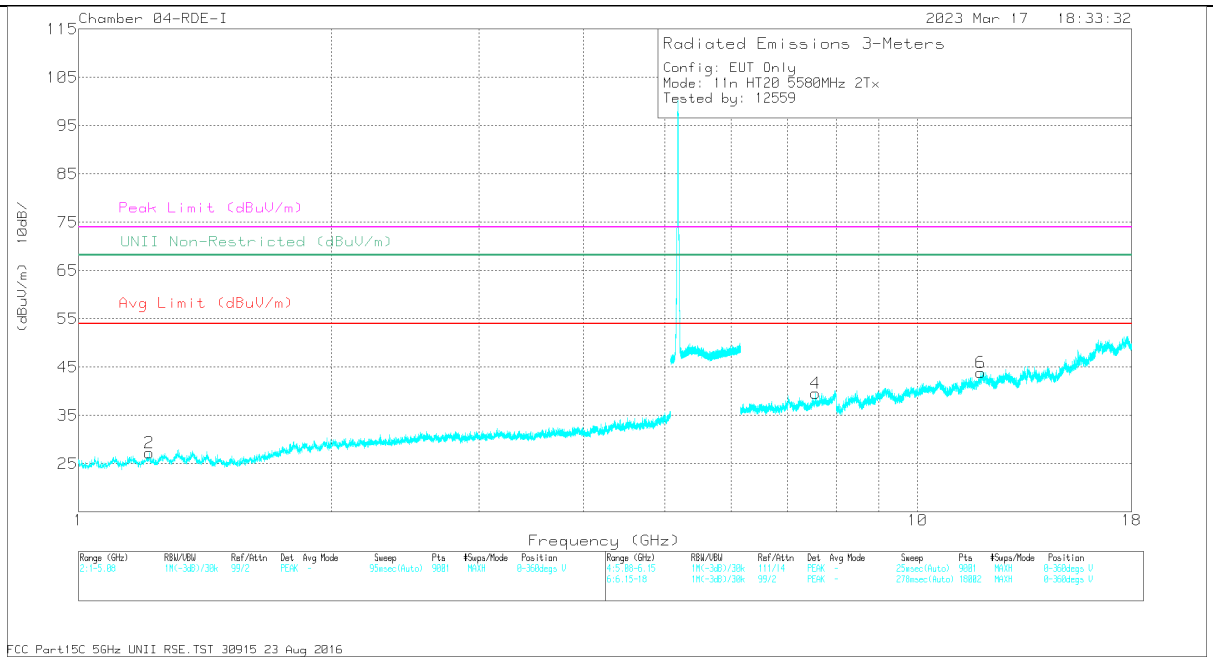

VERTICAL

UL VERIFICATION SERVICES
47173 Benicia Street, Fremont, CA 94538; USA TEL:(510) 319-4000 FAX:(510) 661-0888

This report shall not be reproduced except in full, without the written approval of UL VERIFICATION SERVICES

RADIATED EMISSIONS

Marker	Frequency (GHz)	Meter Reading (dBuV)	Det	84797 ACF (dB) - 3mH	Amp/Cbl/Fltr (dB)	Corrected Reading (dBuV/m)	Avg Limit (dBuV/m)	Margin (dB)	Peak Limit (dBuV/m)	PK Margin (dB)	Azimuth (Degs)	Height (cm)	Polarity
1	* 1.257447	42.62	PK-U	28.6	-33.2	38.02	-	-	74	-35.98	222	101	H
	* 1.25779	30.54	ADR	28.6	-33.2	25.94	54	-28.06	-	-	222	101	H
2	* 1.212896	42.73	PK-U	28.2	-33.2	37.73	-	-	74	-36.27	222	199	V
	* 1.213437	31	ADR	28.2	-33.3	25.9	54	-28.1	-	-	222	199	V
3	* 7.563873	33.3	PK-U	35.7	-20.9	48.1	-	-	74	-25.9	222	101	H
	* 7.56142	21.52	ADR	35.7	-20.8	36.42	54	-17.58	-	-	222	101	H
5	* 11.928196	33.3	PK-U	38.5	-18.2	53.6	-	-	74	-20.4	222	199	H
	* 11.927762	21.16	ADR	38.5	-18.3	41.36	54	-12.64	-	-	222	199	H
4	* 7.556569	33.41	PK-U	35.7	-20.7	48.41	-	-	74	-25.59	222	199	V
	* 7.557066	21.8	ADR	35.7	-20.7	36.8	54	-17.2	-	-	222	199	V
6	* 11.908643	32.39	PK-U	38.5	-18.8	52.09	-	-	74	-21.91	222	101	V
	* 11.906704	21.19	ADR	38.5	-18.7	40.99	54	-13.01	-	-	222	101	V

* - indicates frequency in CFR47 Pt 15 / IC RSS-Restricted Band
PK-U - U-NII: Maximum Peak
ADR - U-NII AD primary method, RMS average

UL VERIFICATION SERVICES
47173 Benicia Street, Fremont, CA 94538; USA TEL:(510) 319-4000 FAX:(510) 661-0888
This report shall not be reproduced except in full, without the written approval of UL VERIFICATION SERVICES

HIGH CHANNEL RESULTS

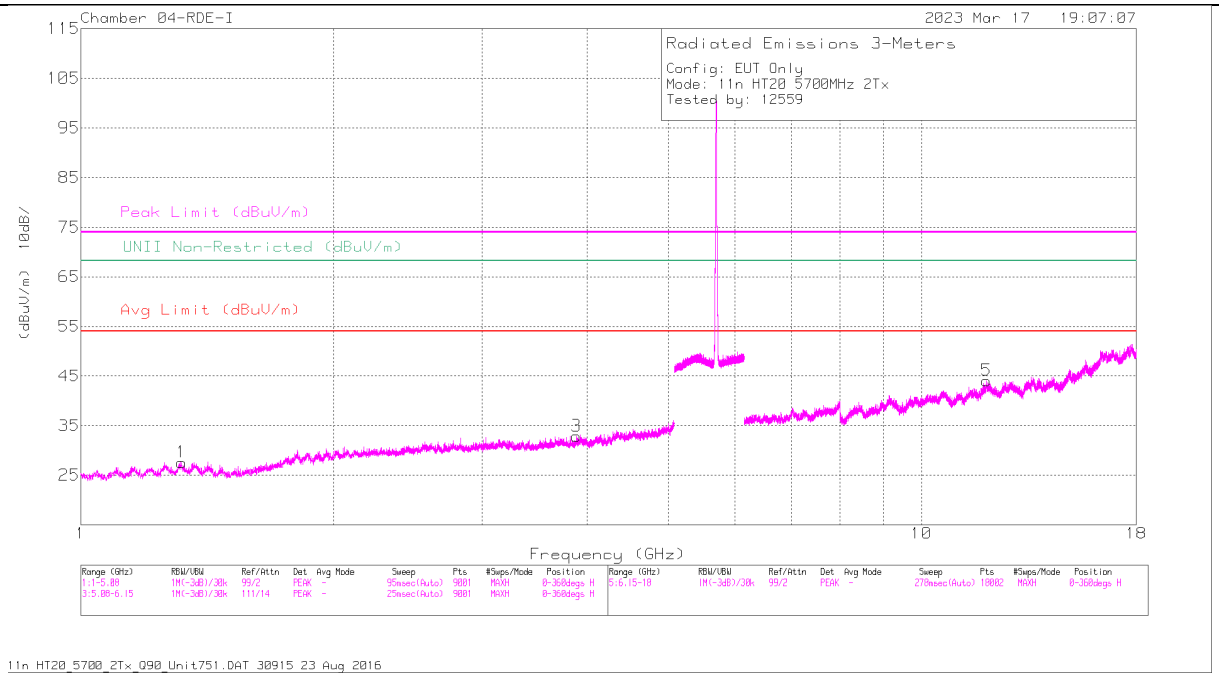

HORIZONTAL

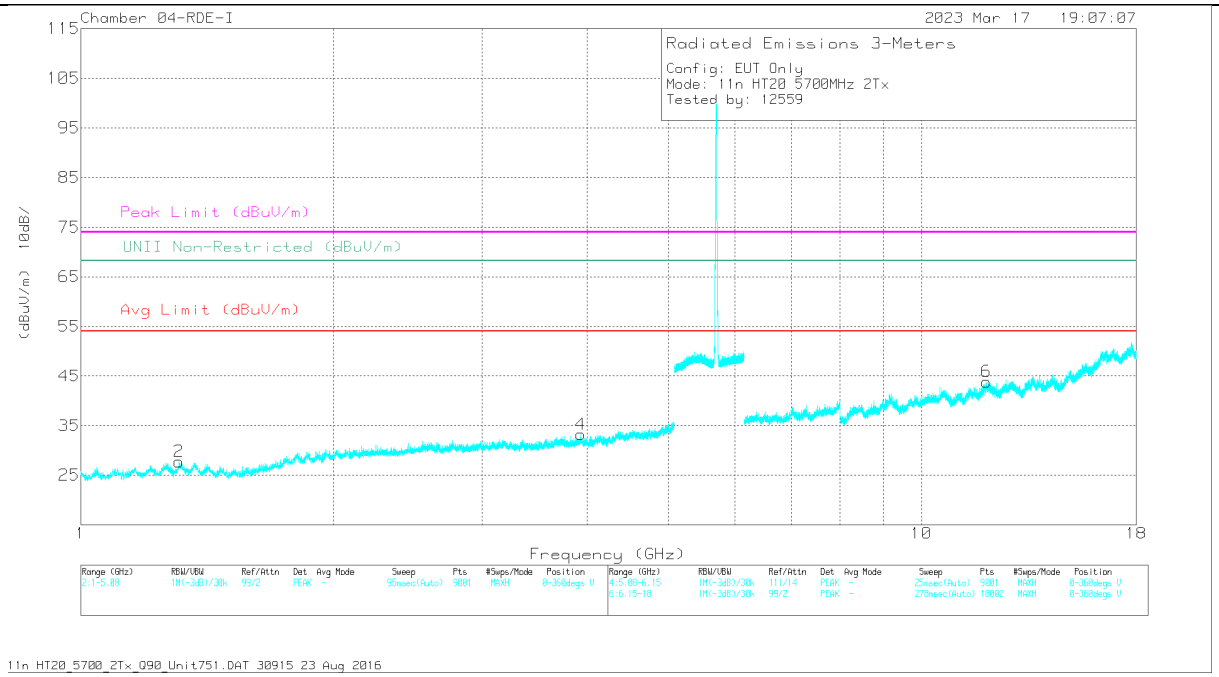

VERTICAL

UL VERIFICATION SERVICES
47173 Benicia Street, Fremont, CA 94538; USA TEL:(510) 319-4000 FAX:(510) 661-0888

This report shall not be reproduced except in full, without the written approval of UL VERIFICATION SERVICES

RADIATED EMISSIONS

Marker	Frequency (GHz)	Meter Reading (dBuV)	Det	84797 ACF (dB) - 3mH	Amp/Cbl/Fltr (dB)	Corrected Reading (dBuV/m)	Avg Limit (dBuV/m)	Margin (dB)	Peak Limit (dBuV/m)	PK Margin (dB)	Azimuth (Degs)	Height (cm)	Polarity
1	* 1.318857	42.72	PK-U	28.6	-33	38.32	-	-	74	-35.68	360	101	H
	* 1.318212	30.23	ADR	28.6	-32.9	25.93	54	-28.07	-	-	360	101	H
3	* 3.886924	38.3	PK-U	33.2	-28.9	42.6	-	-	74	-31.4	360	101	H
	* 3.885257	26.41	ADR	33.2	-28.8	30.81	54	-23.19	-	-	360	101	H
2	* 1.30901	41.58	PK-U	28.6	-32.9	37.28	-	-	74	-36.72	360	101	V
	* 1.308321	30.01	ADR	28.6	-32.9	25.71	54	-28.29	-	-	360	101	V
4	* 3.93654	38.19	PK-U	33.2	-28.6	42.79	-	-	74	-31.21	360	101	V
	* 3.93299	26.36	ADR	33.2	-28.6	30.96	54	-23.04	-	-	360	101	V
5	* 11.941615	32.87	PK-U	38.6	-17.9	53.57	-	-	74	-20.43	360	101	H
	* 11.938787	20.84	ADR	38.6	-17.9	41.54	54	-12.46	-	-	360	101	H
6	* 11.942355	33.15	PK-U	38.6	-17.9	53.85-			74	-20.15	360	101	V
	* 11.942355	21.05	ADR	38.6	-17.9	41.75	54	-12.25			360	101	V

* - indicates frequency in CFR47 Pt 15 / IC RSS-Restricted Band
PK-U - U-NII: Maximum Peak
ADR - U-NII AD primary method, RMS average

UL VERIFICATION SERVICES
47173 Benicia Street, Fremont, CA 94538; USA TEL:(510) 319-4000 FAX:(510) 661-0888
This report shall not be reproduced except in full, without the written approval of UL VERIFICATION SERVICES

CHANNEL 144 RESULTS

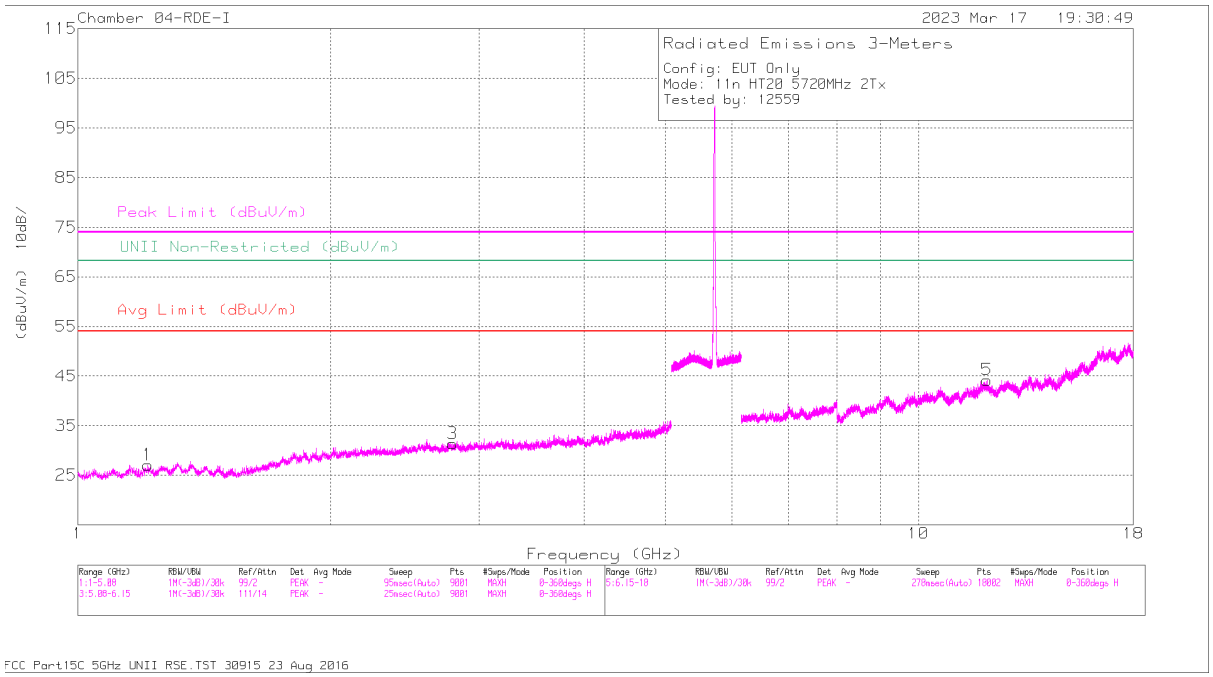

HORIZONTAL

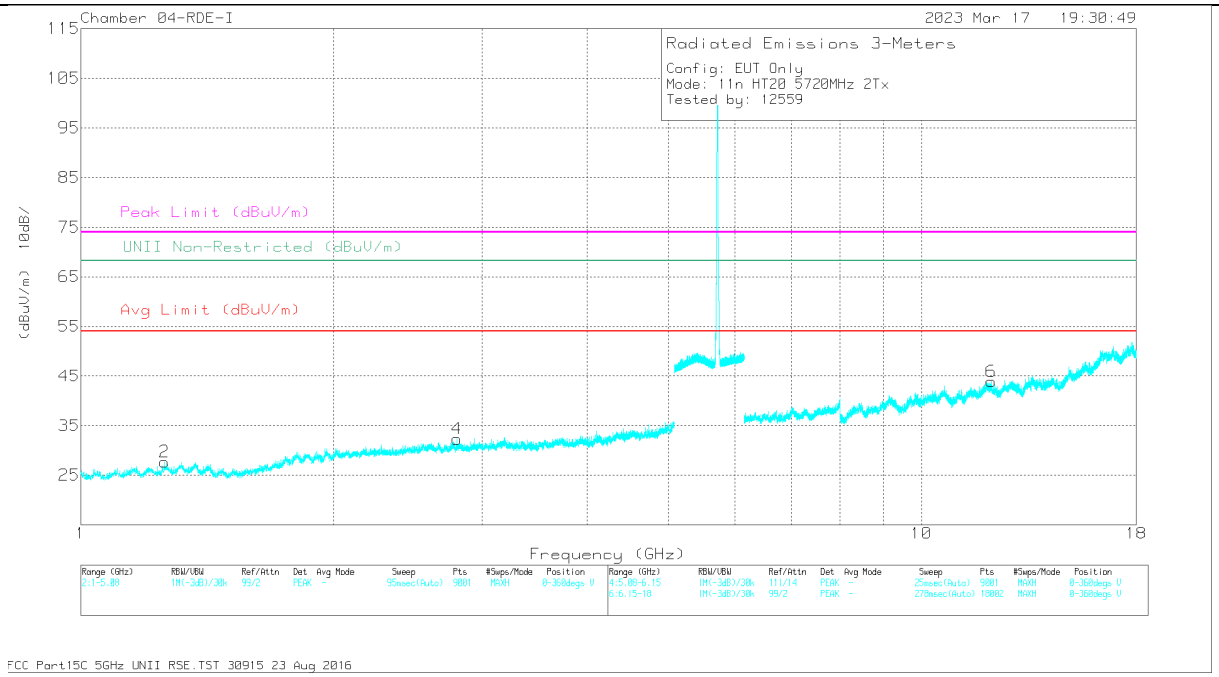

VERTICAL

UL VERIFICATION SERVICES
47173 Benicia Street, Fremont, CA 94538; USA TEL:(510) 319-4000 FAX:(510) 661-0888

This report shall not be reproduced except in full, without the written approval of UL VERIFICATION SERVICES

RADIATED EMISSIONS

Marker	Frequency (GHz)	Meter Reading (dBuV)	Det	84797 ACF (dB) - 3mH	Amp/Cbl/Fltr (dB)	Corrected Reading (dBuV/m)	Avg Limit (dBuV/m)	Margin (dB)	Peak Limit (dBuV/m)	PK Margin (dB)	Azimuth (Degs)	Height (cm)	Polarity
1	* 1.210519	42.53	PK-U	28.2	-33.3	37.43	-	-	74	-36.57	360	179	H
	* 1.21061	30.36	ADR	28.2	-33.3	25.26	54	-28.74	-	-	360	179	H
3	* 2.793041	39.11	PK-U	32.5	-30.4	41.21	-	-	74	-32.79	360	200	H
	* 2.794975	27.55	ADR	32.5	-30.4	29.65	54	-24.35	-	-	360	200	H
2	* 1.256999	41.85	PK-U	28.6	-33.2	37.25	-	-	74	-36.75	360	200	V
	* 1.257931	30.22	ADR	28.6	-33.2	25.62	54	-28.38	-	-	360	200	V
4	* 2.803182	38.69	PK-U	32.5	-30.3	40.89	-	-	74	-33.11	360	200	V
	* 2.801536	27.45	ADR	32.5	-30.3	29.65	54	-24.35	-	-	360	200	V
5	* 12.060859	32.77	PK-U	38.6	-18	53.37	-	-	74	-20.63	360	172	H
	* 12.06149	21.12	ADR	38.6	-18	41.72	54	-12.28	-	-	360	172	H
6	* 12.104301	32.35	PK-U	38.6	-18.5	52.45	-	-	74	-21.55	360	148	V
	* 12.105434	21.22	ADR	38.6	-18.5	41.32	54	-12.68	-	-	360	148	V

* - indicates frequency in CFR47 Pt 15 / IC RSS-Restricted Band
PK-U - U-NII: Maximum Peak
ADR - U-NII AD primary method, RMS average

UL VERIFICATION SERVICES
47173 Benicia Street, Fremont, CA 94538; USA TEL:(510) 319-4000 FAX:(510) 661-0888
This report shall not be reproduced except in full, without the written approval of UL VERIFICATION SERVICES

1.1.38 TX ABOVE 1 GHz 802.11n HT40 MODE IN THE 5.6 GHz BAND

1TX Antenna 6 MODE

BANDEDGE (LOW CHANNEL)

HORIZONTAL RESULT

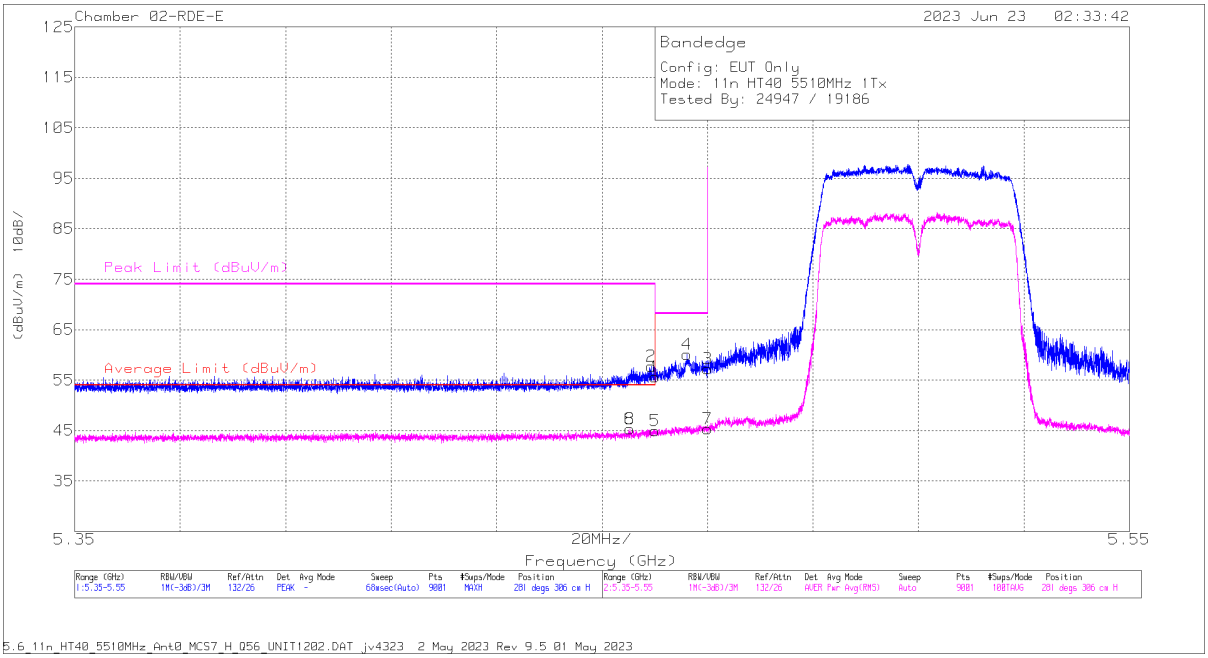

Marker	Frequency (GHz)	Meter Reading (dBuV)	Det	226671 ACF (dB) 3mH	DCCF (dB)	Gain/Loss (dB)	Corrected Reading (dBuV/m)	Average Limit (dBuV/m)	Margin (dB)	Peak Limit (dBuV/m)	PK Margin (dB)	Azimuth (Degs)	Height (cm)	Polarity
6	* 5.455332	-53.1	RMS	34.7	.17	63.09	44.86	54	-8.14	-	-	281	306	H
8	* 5.455332	-53.1	RMS	34.7	.17	63.09	44.86	54	-8.14	-	-	281	306	H
2	* 5.45931	-37.22	Pk	34.8	0	60.15	57.73	-	-	74	-16.27	281	306	H
1	* 5.46	-32.82	Pk	34.8	0	53.7	55.68	-	-	68.2	-12.52	281	306	H
5	* 5.46	-44.24	RMS	34.8	.17	53.7	44.43	54	-9.57	-	-	281	306	H
4	5.466132	-40.63	Pk	34.8	0	65.97	60.14	-	-	68.2	-8.06	281	306	H
3	5.47	-35.71	Pk	34.8	0	58.2	57.29	-	-	68.2	-10.91	281	306	H
7	5.47	-48.38	RMS	34.8	.17	58.2	44.89	-	-	-	-	281	306	H

* - indicates frequency in CFR47 Pt 15 / IC RSS-Restricted Band
Pk - Peak detector
RMS - RMS detection

UL VERIFICATION SERVICES
47173 Benicia Street, Fremont, CA 94538; USA TEL:(510) 319-4000 FAX:(510) 661-0888
This report shall not be reproduced except in full, without the written approval of UL VERIFICATION SERVICES

VERTICAL RESULT

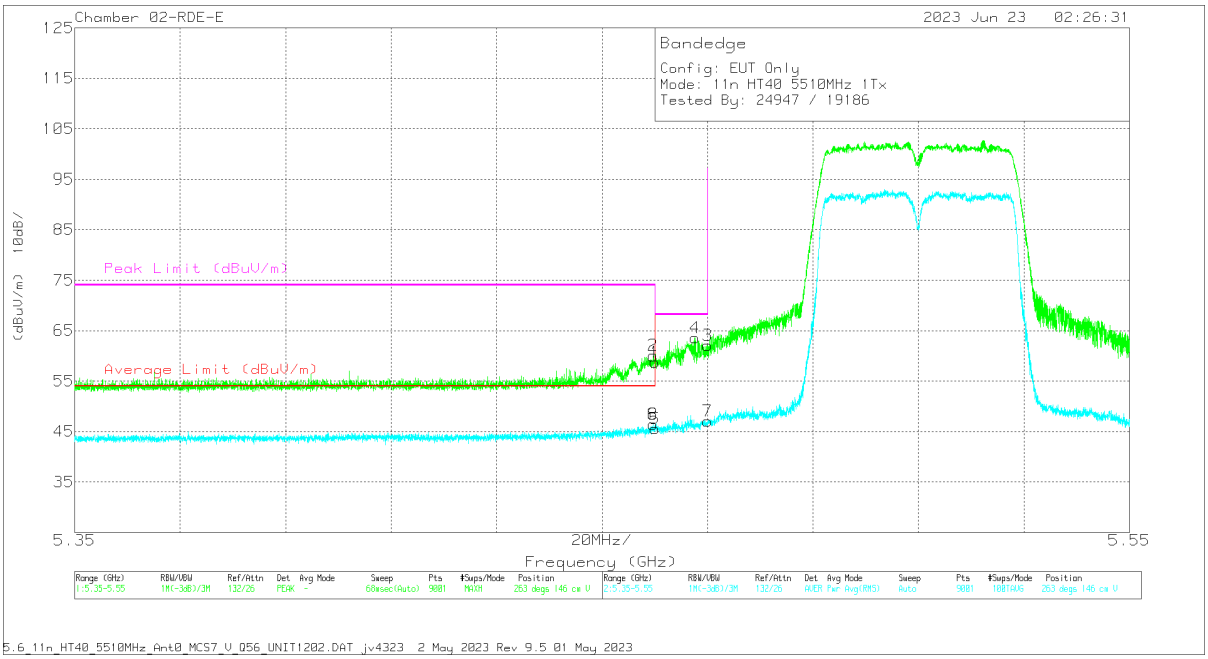

Marker	Frequency (GHz)	Meter Reading (dBuV)	Det	226671 ACF (dB) 3mH	DCCF (dB)	Gain/Loss (dB)	Corrected Reading (dBuV/m)	Average Limit (dBuV/m)	Margin (dB)	Peak Limit (dBuV/m)	PK Margin (dB)	Azimuth (Degs)	Height (cm)	Polarity
1	* 5.46	-29.74	Pk	34.8	0	53.7	58.76	-	-	68.2	-9.44	263	146	V
2	* 5.45964	-31.79	Pk	34.8	0	57.03	60.04	-	-	74	-13.96	263	146	V
5	* 5.46	-43.56	RMS	34.8	.17	53.7	45.11	54	-8.89	-	-	263	146	V
6	* 5.45971	-45.43	RMS	34.8	.17	56.41	45.95	54	-8.05	-	-	263	146	V
8	* 5.45971	-45.43	RMS	34.8	.17	56.41	45.95	54	-8.05	-	-	263	146	V
4	5.467688	-25.63	Pk	34.8	0	54.36	63.53	-	-	68.2	-4.67	263	146	V
3	5.47	-30.95	Pk	34.8	0	58.2	62.05	-	-	68.2	-6.15	263	146	V
7	5.47	-46.6	RMS	34.8	.17	58.2	46.57	-	-	-	-	263	146	V

* - indicates frequency in CFR47 Pt 15 / IC RSS-Restricted Band
Pk - Peak detector
RMS - RMS detection

UL VERIFICATION SERVICES
47173 Benicia Street, Fremont, CA 94538; USA TEL:(510) 319-4000 FAX:(510) 661-0888
This report shall not be reproduced except in full, without the written approval of UL VERIFICATION SERVICES

BANDEDGE (HIGH CHANNEL)

HORIZONTAL RESULT

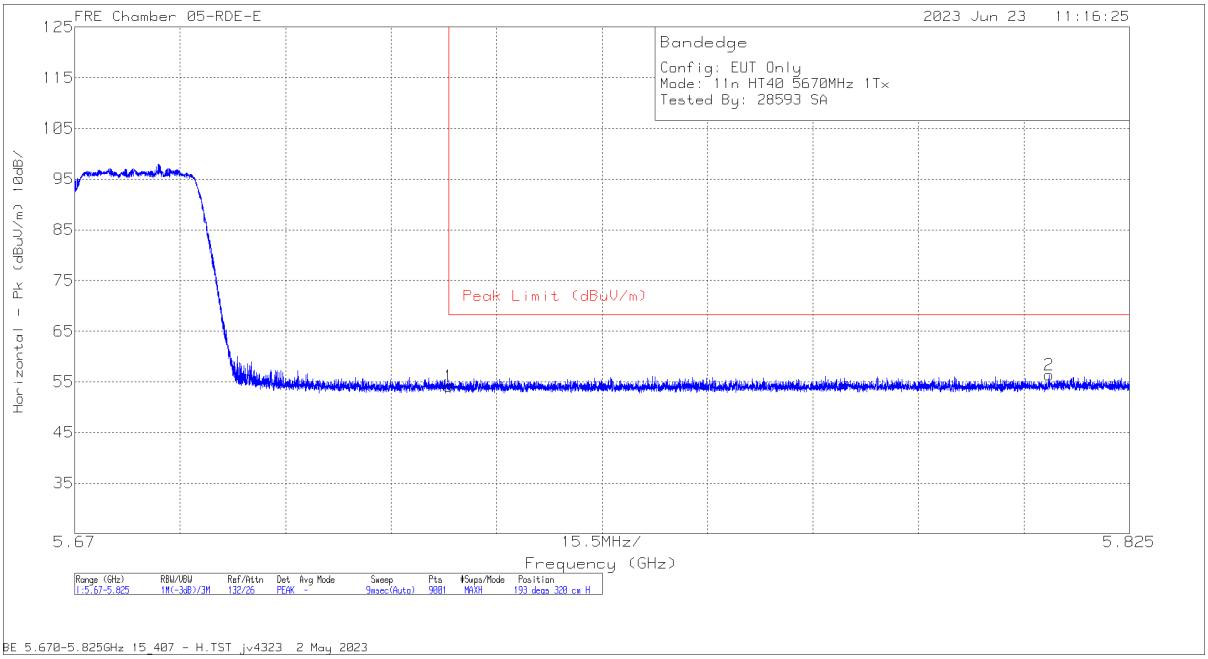

Marker	Frequency (GHz)	Meter Reading (dBuV)	Det	226671 ACF (dB) 3mH	Gain/Loss (dB)	Corrected Reading (dBuV/m)	Peak Limit (dBuV/m)	PK Margin (dB)	Azimuth (Degs)	Height (cm)	Polarity
1	5.725	57.25	Pk	34.7	-37.78	54.17	68.2	-14.03	193	320	H
2	5.813201	59.04	Pk	34.8	-37.44	56.4	68.2	-11.8	193	320	H

Pk - Peak detector

UL VERIFICATION SERVICES
47173 Benicia Street, Fremont, CA 94538; USA TEL:(510) 319-4000 FAX:(510) 661-0888
This report shall not be reproduced except in full, without the written approval of UL VERIFICATION SERVICES

VERTICAL RESULT

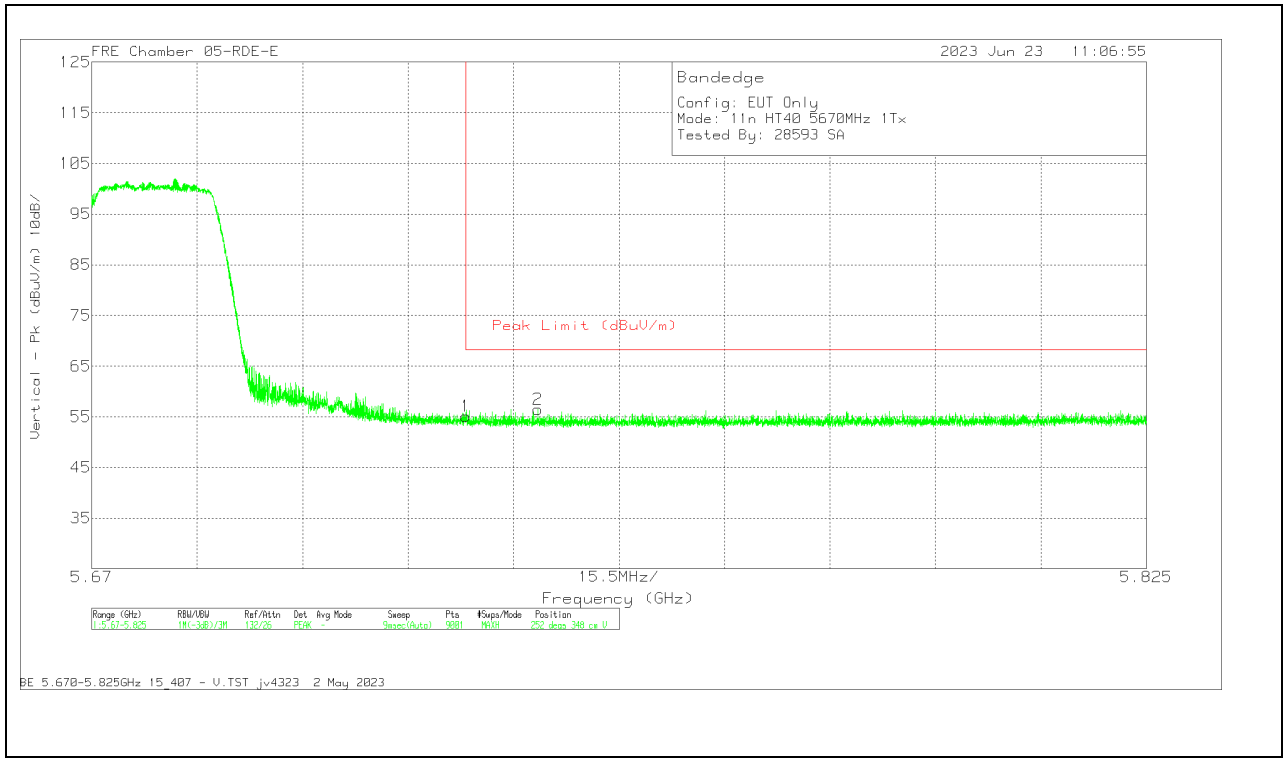

Marker	Frequency (GHz)	Meter Reading (dBuV)	Det	226671 ACF (dB) 3mH	DCCF (dB)	Gain/Loss (dB)	Corrected Reading (dBuV/m)	Peak Limit (dBuV/m)	PK Margin (dB)	Azimuth (Degs)	Height (cm)	Polarity
1	5.725	58.17	Pk	34.7	0	-37.78	55.09	68.2	-13.11	252	348	V
2	5.735564	59.49	Pk	34.7	0	-37.69	56.5	68.2	-11.7	252	348	V

Pk - Peak detector

UL VERIFICATION SERVICES
47173 Benicia Street, Fremont, CA 94538; USA TEL:(510) 319-4000 FAX:(510) 661-0888

This report shall not be reproduced except in full, without the written approval of UL VERIFICATION SERVICES

1TX Antenna 5 MODE

BANDEDGE (LOW CHANNEL)

HORIZONTAL RESULT

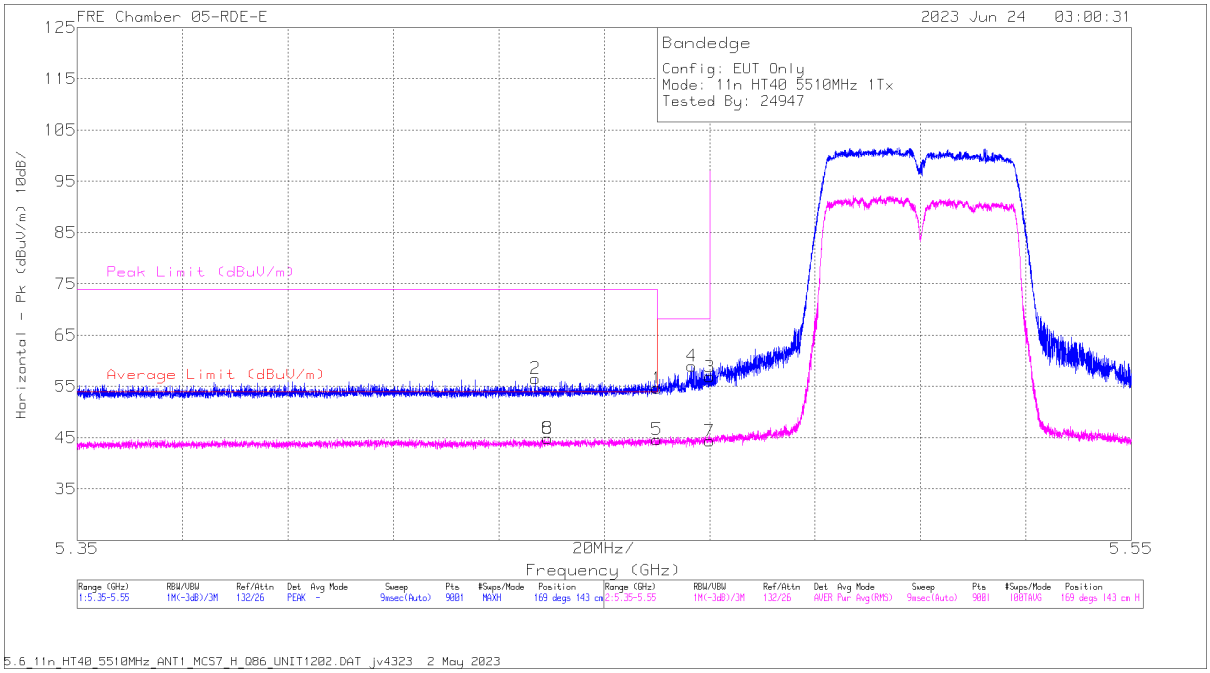

Marker	Frequency (GHz)	Meter Reading (dBuV)	Det	226671 ACF (dB) 3mH	DCCF (dB)	Gain/Loss (dB)	Corrected Reading (dBuV/m)	Average Limit (dBuV/m)	Margin (dB)	Peak Limit (dBuV/m)	PK Margin (dB)	Azimuth (Degs)	Height (cm)	Polarity
2	5.436955	60.09	Pk	34.8	0	-38.37	56.52	-	-	74	-17.48	169	143	H
6	5.439266	47.79	RMS	34.8	.17	-38.39	44.37	54	-9.63	-	-	169	143	H
8	5.439266	47.79	RMS	34.8	.17	-38.39	44.37	54	-9.63	-	-	169	143	H
1	5.46	58.14	Pk	34.8	0	-38.29	54.65	-	-	68.2	-13.55	169	143	H
5	5.46	47.44	RMS	34.8	.17	-38.29	44.12	54	-9.88	-	-	169	143	H
4	5.466599	62.53	Pk	34.8	0	-38.35	58.98	-	-	68.2	-9.22	169	143	H
3	5.47	60.47	Pk	34.8	0	-38.39	56.88	-	-	68.2	-11.32	169	143	H
7	5.47	47.25	RMS	34.8	.17	-38.39	43.83	-	-	-	-	169	143	H

Pk - Peak detector
RMS - RMS detection

UL VERIFICATION SERVICES
47173 Benicia Street, Fremont, CA 94538; USA TEL:(510) 319-4000 FAX:(510) 661-0888
This report shall not be reproduced except in full, without the written approval of UL VERIFICATION SERVICES

VERTICAL RESULT

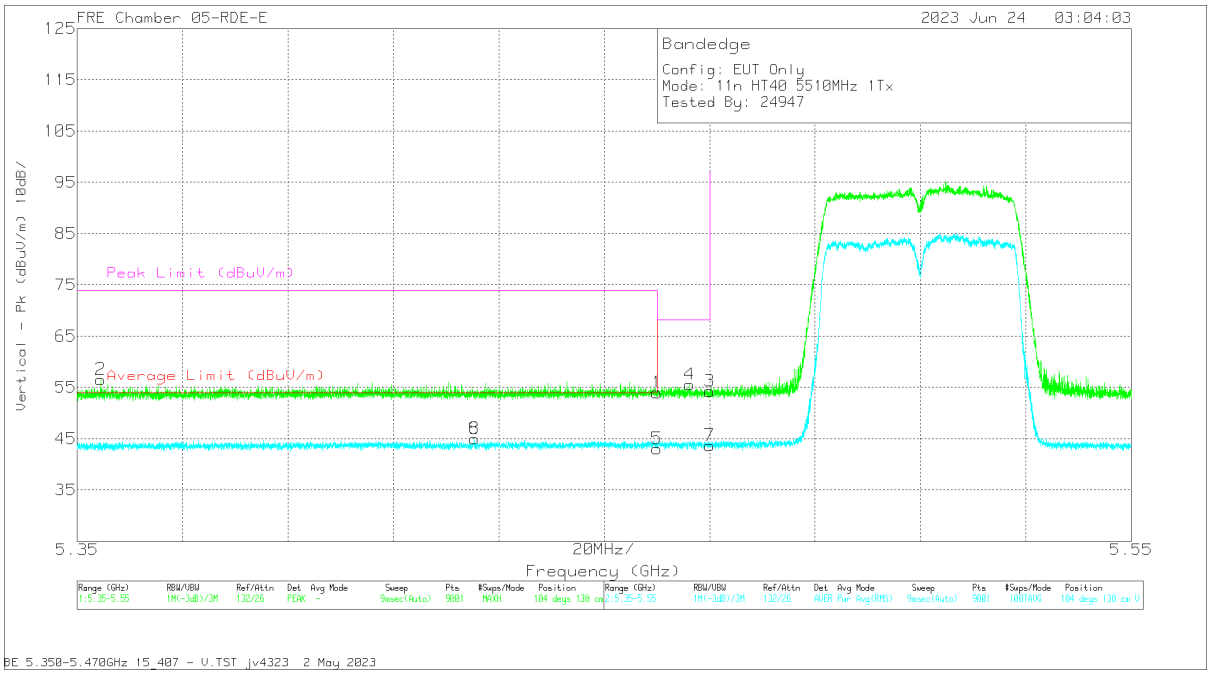

Marker	Frequency (GHz)	Meter Reading (dBuV)	Det	226671 ACF (dB) 3mH	DCCF (dB)	Gain/Loss (dB)	Corrected Reading (dBuV/m)	Average Limit (dBuV/m)	Margin (dB)	Peak Limit (dBuV/m)	PK Margin (dB)	Azimuth (Degs)	Height (cm)	Polarity
2	5.354444	60.45	Pk	34.7	0	-38.62	56.53	-	-	74	-17.47	104	138	V
6	5.425355	47.95	RMS	34.8	.17	-38.42	44.5	54	-9.5	-	-	104	138	V
8	5.425355	47.95	RMS	34.8	.17	-38.42	44.5	54	-9.5	-	-	104	138	V
1	5.46	57.5	Pk	34.8	0	-38.29	54.01	-	-	68.2	-14.19	104	138	V
5	5.46	45.86	RMS	34.8	.17	-38.29	42.74	54	-11.26	-	-	104	138	V
4	5.466177	59.12	Pk	34.8	0	-38.34	55.58	-	-	68.2	-12.62	104	138	V
3	5.47	57.84	Pk	34.8	0	-38.39	54.25	-	-	68.2	-13.95	104	138	V
7	5.47	46.56	RMS	34.8	.17	-38.39	43.14	-	-	-	-	104	138	V

Pk - Peak detector
RMS - RMS detection

UL VERIFICATION SERVICES
47173 Benicia Street, Fremont, CA 94538; USA TEL:(510) 319-4000 FAX:(510) 661-0888
This report shall not be reproduced except in full, without the written approval of UL VERIFICATION SERVICES

BANDEDGE (HIGH CHANNEL)

HORIZONTAL RESULT

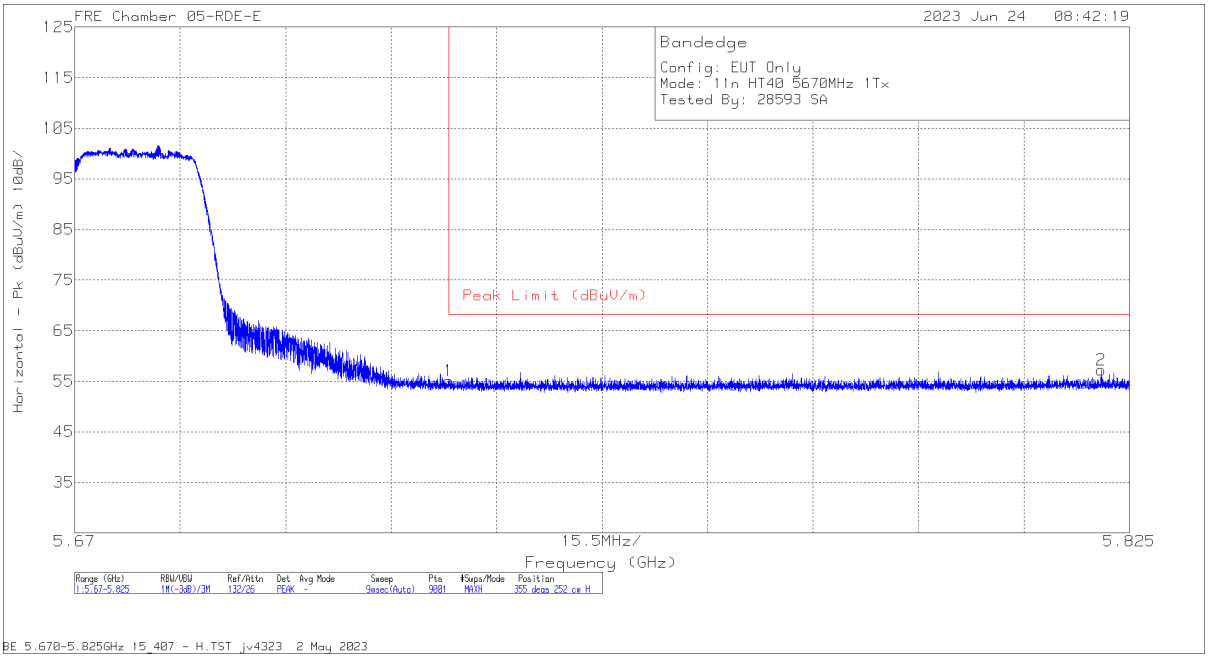

Marker	Frequency (GHz)	Meter Reading (dBuV)	Det	226671 ACF (dB) 3mH	DCCF (dB)	Gain/Loss (dB)	Corrected Reading (dBuV/m)	Peak Limit (dBuV/m)	PK Margin (dB)	Azimuth (Degs)	Height (cm)	Polarity
1	5.725	58.23	Pk	34.7	0	-37.78	55.15	68.2	-13.05	355	252	H
2	5.820882	59.86	Pk	34.8	0	-37.47	57.19	68.2	-11.01	355	252	H

Pk - Peak detector

UL VERIFICATION SERVICES
47173 Benicia Street, Fremont, CA 94538; USA TEL:(510) 319-4000 FAX:(510) 661-0888
This report shall not be reproduced except in full, without the written approval of UL VERIFICATION SERVICES

VERTICAL RESULT

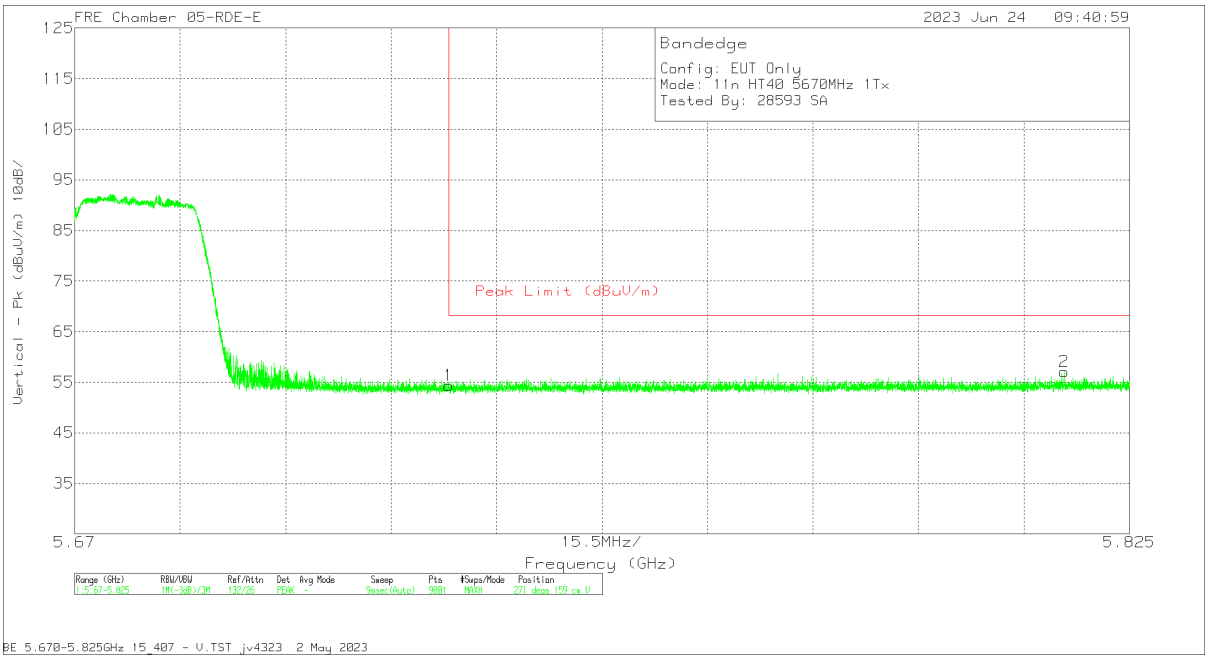

Marker	Frequency (GHz)	Meter Reading (dBuV)	Det	226671 ACF (dB) 3mH	DCCF (dB)	Gain/Loss (dB)	Corrected Reading (dBuV/m)	Peak Limit (dBuV/m)	PK Margin (dB)	Azimuth (Degs)	Height (cm)	Polarity
1	5.725	57.49	Pk	34.7	0	-37.78	54.41	68.2	-13.79	271	159	V
2	5.81544	59.75	Pk	34.8	0	-37.41	57.14	68.2	-11.06	271	159	V

Pk - Peak detector

UL VERIFICATION SERVICES
47173 Benicia Street, Fremont, CA 94538; USA TEL:(510) 319-4000 FAX:(510) 661-0888
This report shall not be reproduced except in full, without the written approval of UL VERIFICATION SERVICES

2TX Antenna 6 + Antenna 5 CDD MODE

BANDEDGE (LOW CHANNEL)

HORIZONTAL RESULT

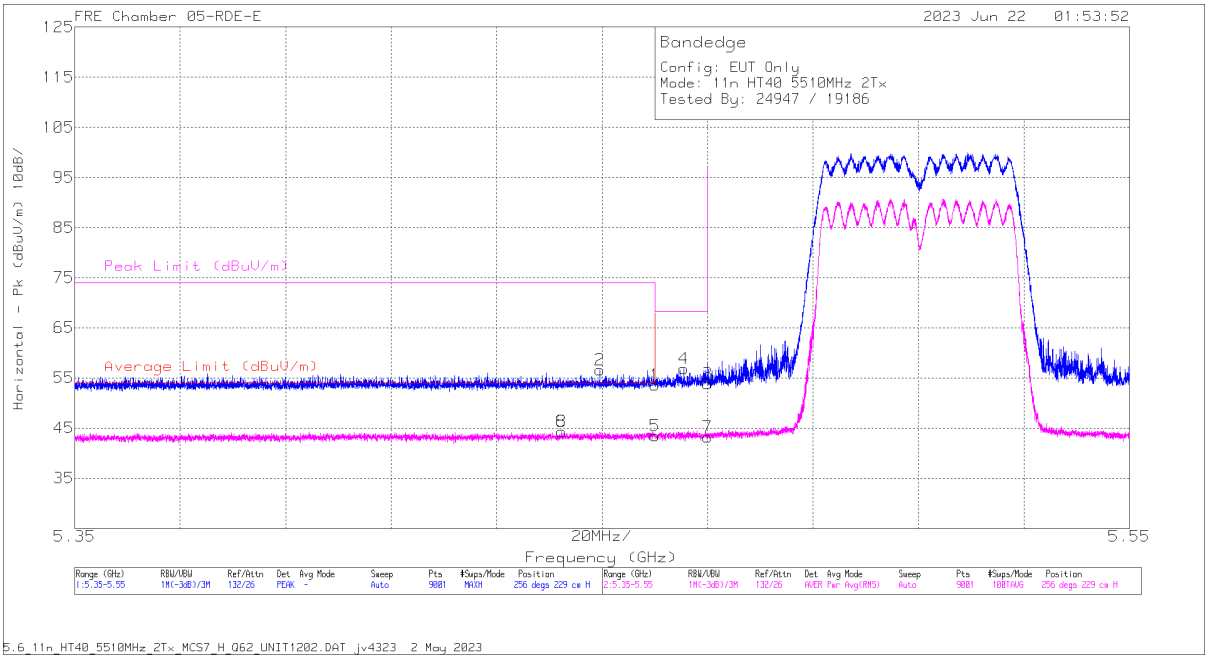

Marker	Frequency (GHz)	Meter Reading (dBuV)	Det	226671 ACF (dB) 3mH	DCCF (dB)	Gain/Loss (dB)	Corrected Reading (dBuV/m)	Average Limit (dBuV/m)	Margin (dB)	Peak Limit (dBuV/m)	PK Margin (dB)	Azimuth (Degs)	Height (cm)	Polarity
6	5.442332	47.81	RMS	34.8	.17	-38.42	44.36	54	-9.64	-	-	256	229	H
8	5.442332	47.81	RMS	34.8	.17	-38.42	44.36	54	-9.64	-	-	256	229	H
2	5.449577	60.1	Pk	34.8	0	-38.34	56.56	-	-	74	-17.44	256	229	H
1	5.46	57.08	Pk	34.8	0	-38.29	53.59	-	-	68.2	-14.61	256	229	H
5	5.46	46.79	RMS	34.8	.17	-38.29	43.47	54	-10.53	-	-	256	229	H
4	5.465554	60.4	Pk	34.8	0	-38.32	56.88	-	-	68.2	-11.32	256	229	H
3	5.47	57.44	Pk	34.8	0	-38.39	53.85	-	-	68.2	-14.35	256	229	H
7	5.47	46.65	RMS	34.8	.17	-38.39	43.23	-	-	-	-	256	229	H

Pk - Peak detector
RMS - RMS detection

UL VERIFICATION SERVICES
47173 Benicia Street, Fremont, CA 94538; USA TEL:(510) 319-4000 FAX:(510) 661-0888
This report shall not be reproduced except in full, without the written approval of UL VERIFICATION SERVICES

VERTICAL RESULT

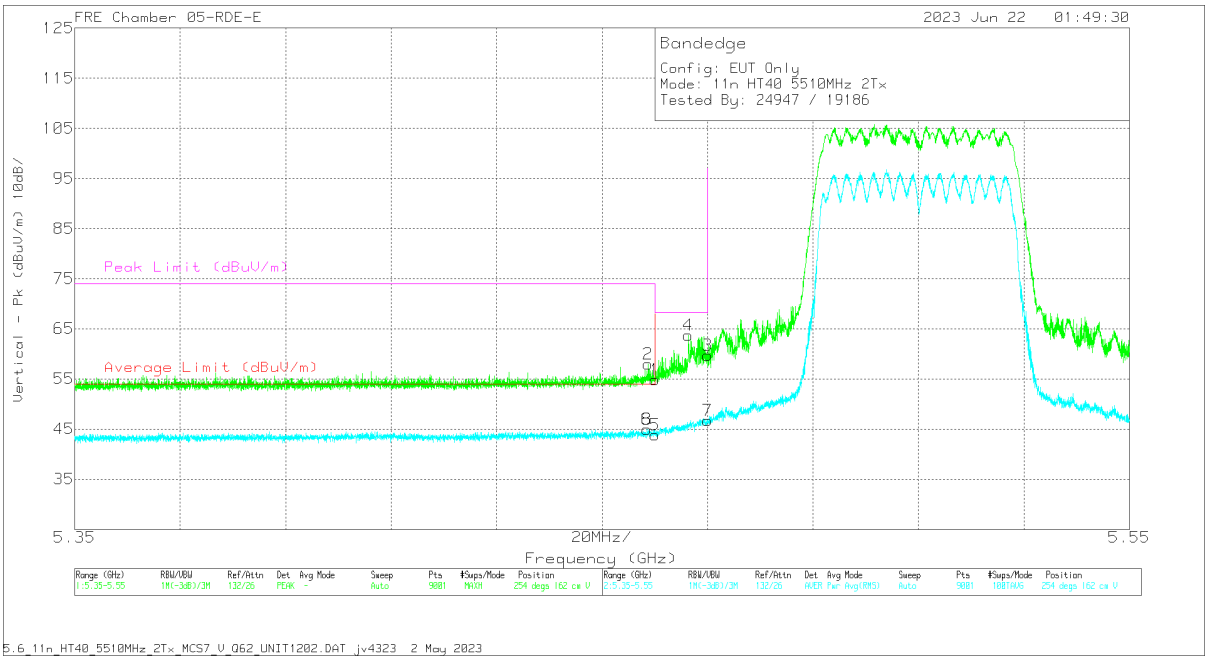

Marker	Frequency (GHz)	Meter Reading (dBuV)	Det	226671 ACF (dB) 3mH	DCCF (dB)	Gain/Loss (dB)	Corrected Reading (dBuV/m)	Average Limit (dBuV/m)	Margin (dB)	Peak Limit (dBuV/m)	PK Margin (dB)	Azimuth (Degs)	Height (cm)	Polarity
6	5.458466	48.34	RMS	34.8	.17	-38.31	45.00	54	-9.00	-	-	254	162	V
8	5.458466	48.34	RMS	34.8	.17	-38.31	45.00	54	-9.00	-	-	254	162	V
2	5.458732	61.48	Pk	34.8	0	-38.3	57.98	-	-	74	-16.02	254	162	V
1	5.46	58.32	Pk	34.8	0	-38.29	54.83	-	-	68.2	-13.37	254	162	V
5	5.46	47.16	RMS	34.8	.17	-38.29	43.84	54	-10.16	-	-	254	162	V
4	5.46631	67.29	Pk	34.8	0	-38.35	63.74	-	-	68.2	-4.46	254	162	V
3	5.47	63.35	Pk	34.8	0	-38.39	59.76	-	-	68.2	-8.44	254	162	V
7	5.47	50.15	RMS	34.8	.17	-38.39	46.73	-	-	-	-	254	162	V

Pk - Peak detector
RMS - RMS detection

UL VERIFICATION SERVICES
47173 Benicia Street, Fremont, CA 94538; USA TEL:(510) 319-4000 FAX:(510) 661-0888
This report shall not be reproduced except in full, without the written approval of UL VERIFICATION SERVICES

BANDEDGE (HIGH CHANNEL)

HORIZONTAL RESULT

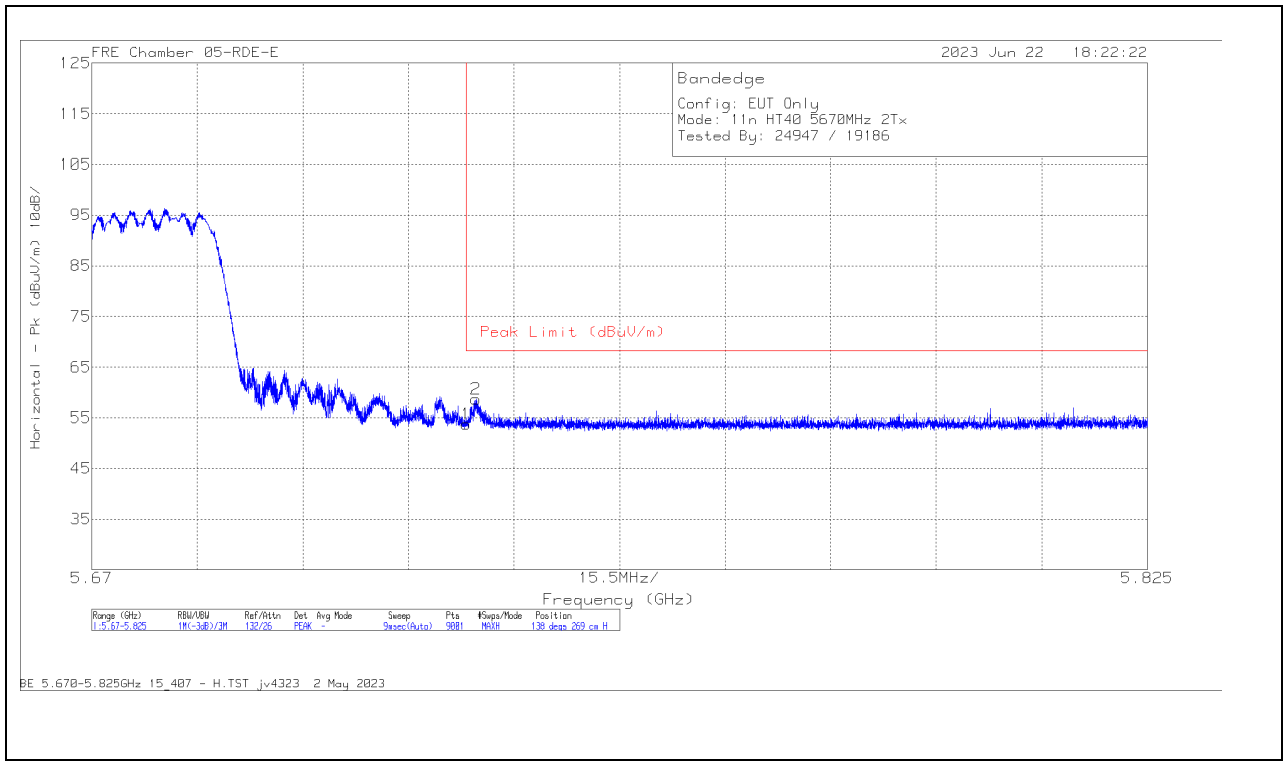

Marker	Frequency (GHz)	Meter Reading (dBuV)	Det	226671 ACF (dB) 3mH	DCCF (dB)	Gain/Loss (dB)	Corrected Reading (dBuV/m)	Peak Limit (dBuV/m)	PK Margin (dB)	Azimuth (Degs)	Height (cm)	Polarity
1	5.725	56.83	Pk	34.7	0	-37.78	53.75	68.2	-14.45	138	269	H
2	5.726402	61.77	Pk	34.7	0	-37.78	58.69	68.2	-9.51	138	269	H

Pk - Peak detector

UL VERIFICATION SERVICES
47173 Benicia Street, Fremont, CA 94538; USA TEL:(510) 319-4000 FAX:(510) 661-0888
This report shall not be reproduced except in full, without the written approval of UL VERIFICATION SERVICES

VERTICAL RESULT

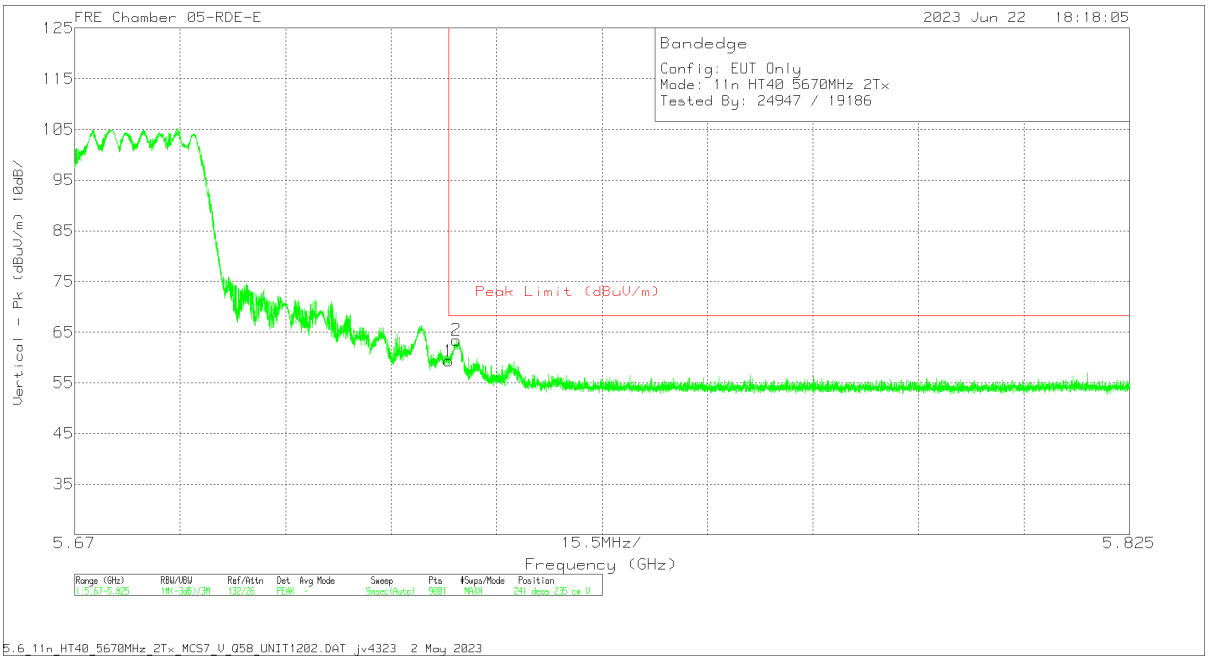

Marker	Frequency (GHz)	Meter Reading (dBuV)	Det	226671 ACF (dB) 3mH	DCCF (dB)	Gain/Loss (dB)	Corrected Reading (dBuV/m)	Peak Limit (dBuV/m)	PK Margin (dB)	Azimuth (Degs)	Height (cm)	Polarity
1	5.725	62.38	Pk	34.7	0	-37.78	59.3	68.2	-8.9	241	235	V
2	5.726092	66.55	Pk	34.7	0	-37.78	63.47	68.2	-4.73	241	235	V

Pk - Peak detector

UL VERIFICATION SERVICES
47173 Benicia Street, Fremont, CA 94538; USA TEL:(510) 319-4000 FAX:(510) 661-0888

This report shall not be reproduced except in full, without the written approval of UL VERIFICATION SERVICES

1.1.39 5.6GHz Band HARMONICS AND SPURIOUS EMISSIONS, HT40

LOW CHANNEL RESULTS

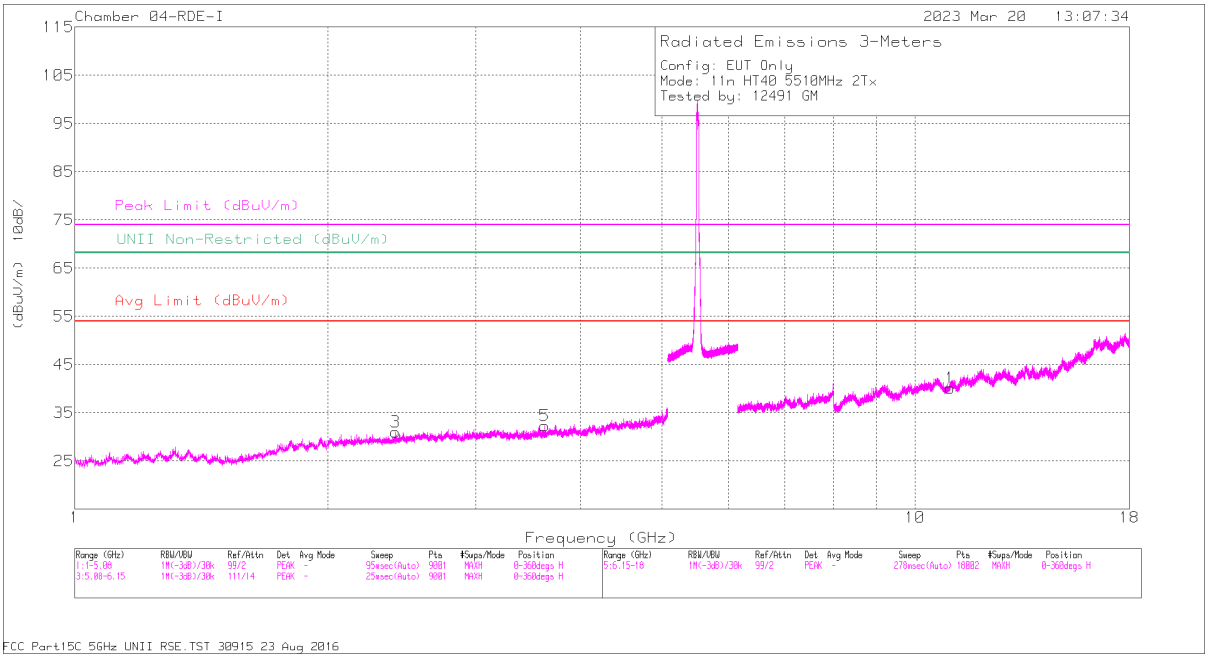

HORIZONTAL

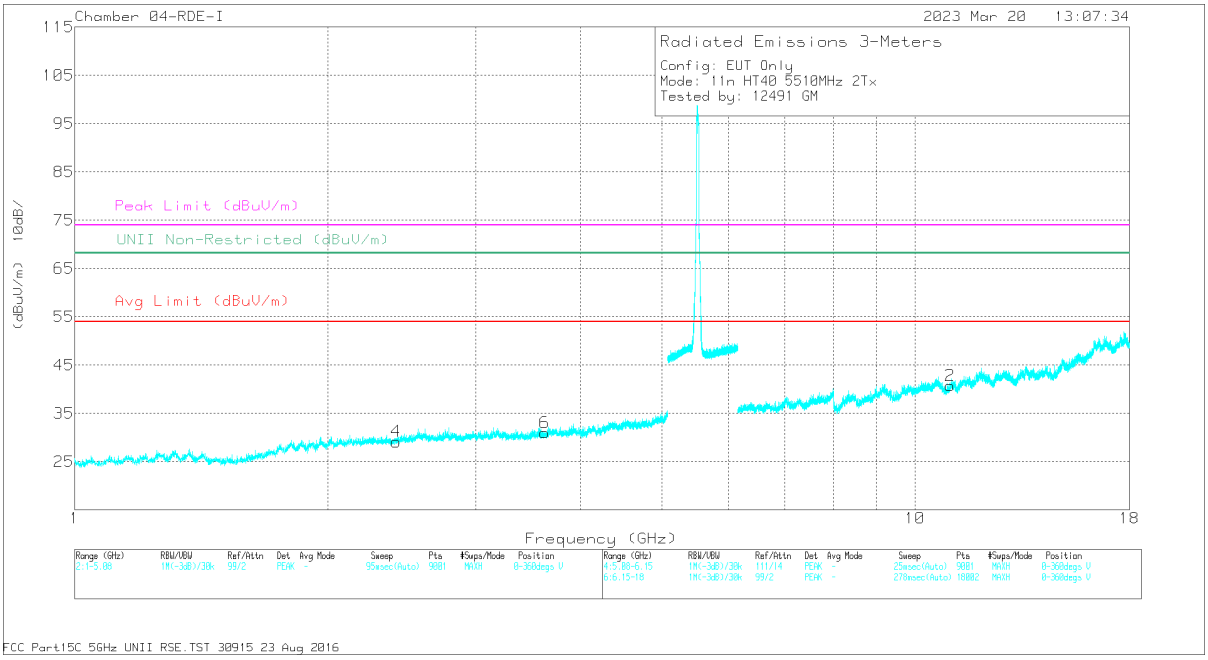

VERTICAL

UL VERIFICATION SERVICES
47173 Benicia Street, Fremont, CA 94538; USA TEL:(510) 319-4000 FAX:(510) 661-0888

This report shall not be reproduced except in full, without the written approval of UL VERIFICATION SERVICES

RADIATED EMISSIONS

Marker	Frequency (GHz)	Meter Reading (dBuV)	Det	84797 ACF (dB) - 3mH	Amp/Cbl/Fltr (dB)	Corrected Reading (dBuV/m)	Avg Limit (dBuV/m)	Margin (dB)	Peak Limit (dBuV/m)	PK Margin (dB)	UNII Non-Restricted (dBuV/m)	PK Margin (dB)	Azimuth (Degs)	Height (cm)	Polarity
3	2.409159	39.35	PK-U	31.8	-31.3	39.85	-	-	-	-	68.2	-28.35	94	109	H
	2.407438	27.44	ADR	31.8	-31.4	27.84	-	-	-	-	-	-	94	109	H
5	* 3.622825	37.46	PK-U	33	-30	40.46	-	-	74	-33.54	-	-	203	182	H
	* 3.623353	25.7	ADR	33	-30	28.7	54	-25.3	-	-	-	-	203	182	H
4	2.414159	39.41	PK-U	31.8	-31.3	39.91	-	-	-	-	68.2	-28.29	316	163	V
	2.414696	27.07	ADR	31.8	-31.3	27.57	-	-	-	-	-	-	316	163	V
6	* 3.625382	37.09	PK-U	33.1	-30	40.19	-	-	74	-33.81	-	-	57	205	V
	* 3.625152	25.66	ADR	33	-30	28.66	54	-25.34	-	-	-	-	57	205	V
1	* 11.020218	31.29	PK-U	37.6	-18.5	50.39	-	-	74	-23.61	-	-	59	197	H
	* 11.020785	19.94	ADR	37.6	-18.6	38.94	54	-15.06	-	-	-	-	59	197	H
2	* 11.02261	31.59	PK-U	37.6	-18.5	50.69	-	-	74	-23.31	-	-	340	196	V
	* 11.021085	19.99	ADR	37.6	-18.6	38.99	54	-15.01	-	-	-	-	340	196	V

* - indicates frequency in CFR47 Pt 15 / IC RSS-Restricted Band
PK-U - U-NII: Maximum Peak
ADR - U-NII AD primary method, RMS average

UL VERIFICATION SERVICES
47173 Benicia Street, Fremont, CA 94538; USA TEL:(510) 319-4000 FAX:(510) 661-0888
This report shall not be reproduced except in full, without the written approval of UL VERIFICATION SERVICES

MID CHANNEL RESULTS

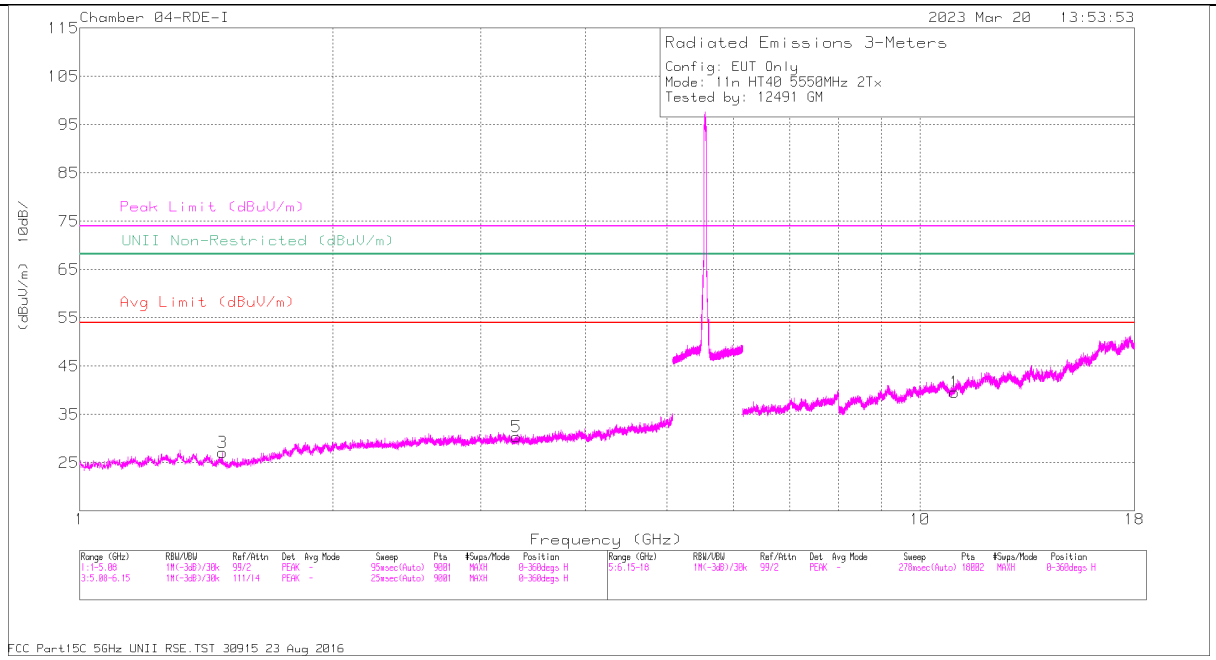

HORIZONTAL

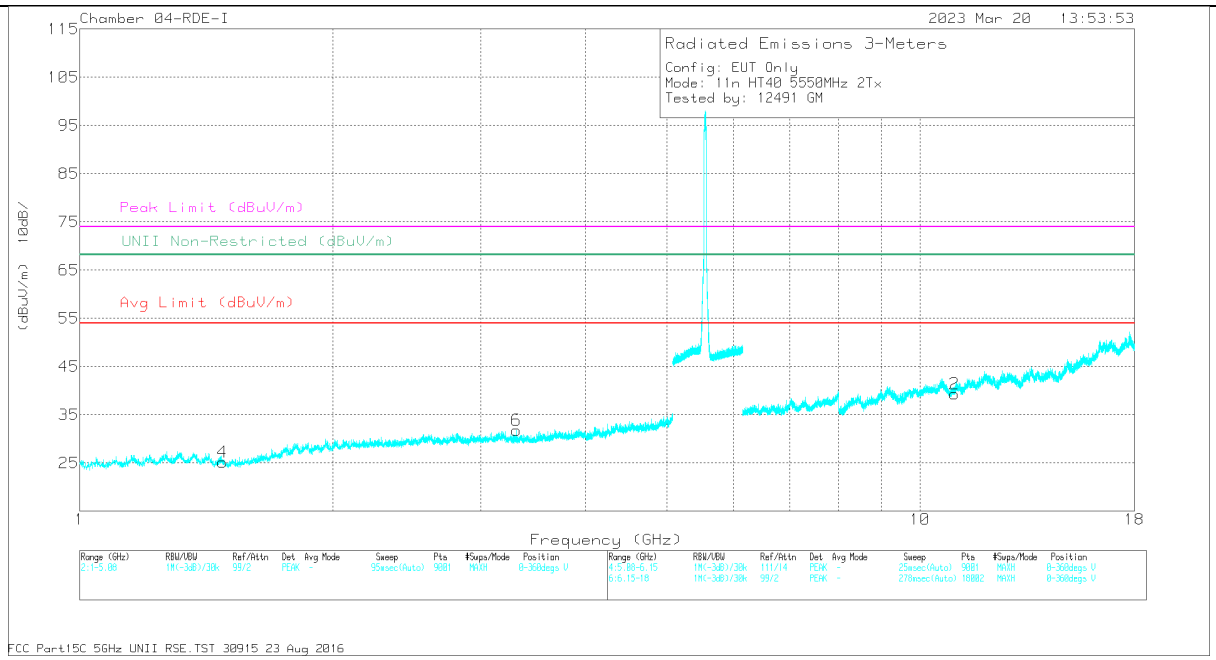

VERTICAL

UL VERIFICATION SERVICES
47173 Benicia Street, Fremont, CA 94538; USA TEL:(510) 319-4000 FAX:(510) 661-0888
This report shall not be reproduced except in full, without the written approval of UL VERIFICATION SERVICES

RADIATED EMISSIONS

Marker	Frequency (GHz)	Meter Reading (dBuV)	Det	84797 ACF (dB) - 3mH	Amp/Cbl/Fltr (dB)	Corrected Reading (dBuV/m)	Avg Limit (dBuV/m)	Margin (dB)	Peak Limit (dBuV/m)	PK Margin (dB)	UNII Non-Restricted (dBuV/m)	PK Margin (dB)	Azimuth (Degs)	Height (cm)	Polarity
3	* 1.477032	40.42	PK-U	27.7	-32.7	35.42	-	-	74	-38.58	-	-	101	202	H
	* 1.475424	29.05	ADR	27.7	-32.7	24.05	54	-29.95	-	-	-	-	101	202	H
5	3.308233	37.94	PK-U	32.9	-30.4	40.44	-	-	-	-	68.2	-27.76	341	203	H
4	* 1.476396	40.45	PK-U	27.7	-32.8	35.35	-	-	74	-38.65	-	-	315	232	V
	* 1.476918	28.79	ADR	27.7	-32.7	23.79	54	-30.21	-	-	-	-	315	232	V
6	3.307756	37.81	PK-U	32.9	-30.5	40.21	-	-	-	-	68.2	-27.99	278	155	V
1	* 11.000983	30.86	PK-U	37.6	-19	49.46	-	-	74	-24.54	-	-	131	165	H
	* 10.99944	19.76	ADR	37.6	-19	38.36	54	-15.64	-	-	-	-	131	165	H
2	* 11.000332	30.75	PK-U	37.6	-19	49.35			74	-24.65			230	110	V
	* 11.000332	19.75	ADR	37.6	-19		54	-15.65					230	110	V

* - indicates frequency in CFR47 Pt 15 / IC RSS-Restricted Band
PK-U - U-NII: Maximum Peak
ADR - U-NII AD primary method, RMS average37.6

UL VERIFICATION SERVICES
47173 Benicia Street, Fremont, CA 94538; USA TEL:(510) 319-4000 FAX:(510) 661-0888
This report shall not be reproduced except in full, without the written approval of UL VERIFICATION SERVICES

HIGH CHANNEL RESULTS

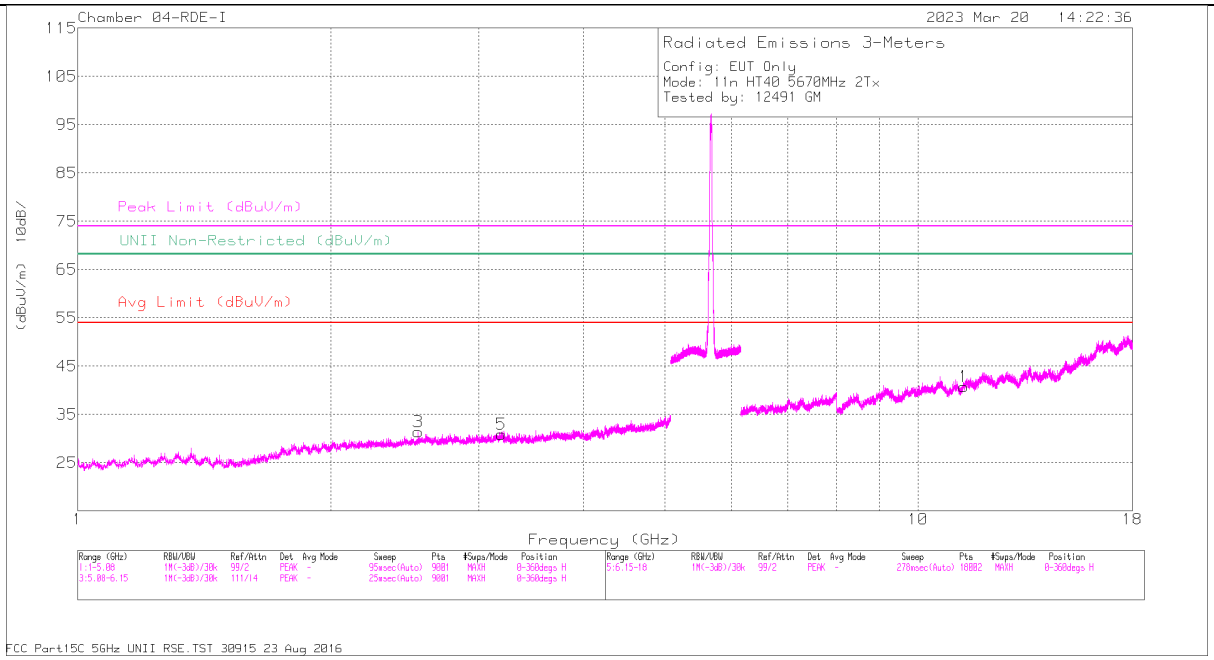

HORIZONTAL

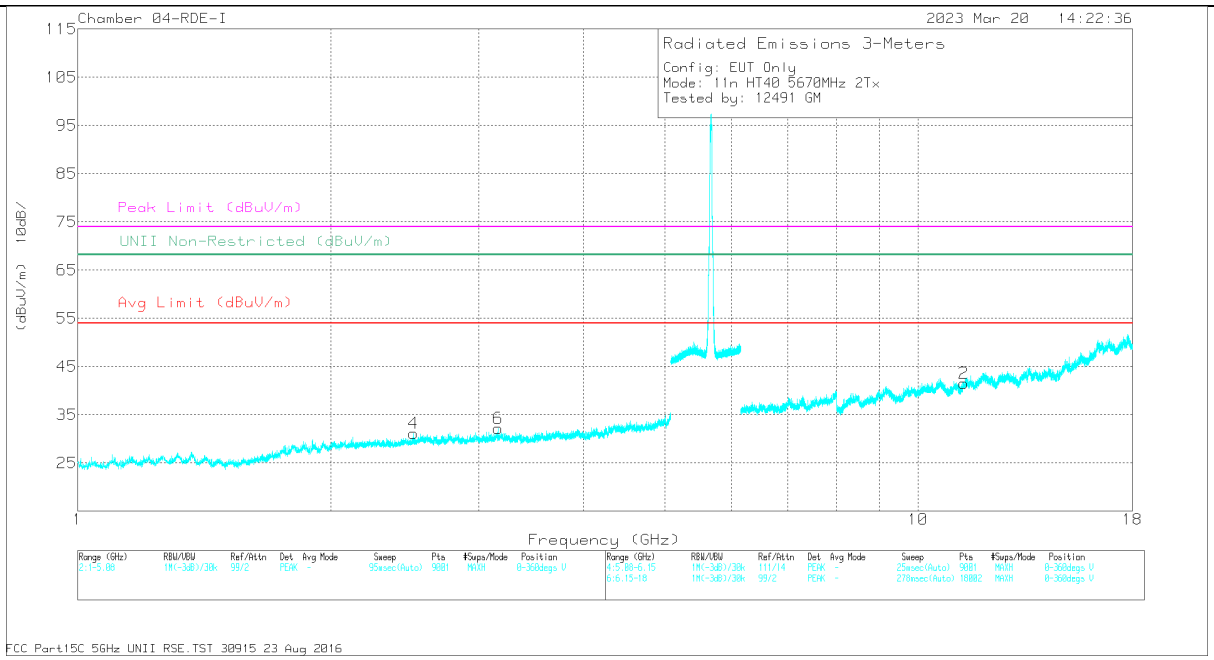

VERTICAL

UL VERIFICATION SERVICES
47173 Benicia Street, Fremont, CA 94538; USA TEL:(510) 319-4000 FAX:(510) 661-0888

This report shall not be reproduced except in full, without the written approval of UL VERIFICATION SERVICES

RADIATED EMISSIONS

Marker	Frequency (GHz)	Meter Reading (dBuV)	Det	84797 ACF (dB) - 3mH	Amp/Cbl/Fltr (dB)	Corrected Reading (dBuV/m)	Avg Limit (dBuV/m)	Margin (dB)	Peak Limit (dBuV/m)	PK Margin (dB)	UNII Non-Restricted (dBuV/m)	PK Margin (dB)	Azimuth (Degs)	Height (cm)	Polarity
3	2.542983	38.33	PK-U	32.2	-30.9	39.63	-	-	-	-	68.2	-28.57	191	146	H
5	3.190503	36.9	PK-U	33	-29.5	40.4	-	-	-	-	68.2	-27.8	315	118	H
4	2.507736	38.43	PK-U	32.1	-31.3	39.23	-	-	-	-	68.2	-28.97	11	127	V
6	3.16257	36.43	PK-U	33	-29.9	39.53	-	-	-	-	68.2	-28.67	253	220	V
1	* 11.336981	31.9	PK-U	37.8	-18.4	51.3	-	-	74	-22.7	-	-	325	110	H
	* 11.3379	19.9	ADR	37.8	-18.4	39.3	54	-14.7	-	-	-	-	325	110	H
2	* 11.340517	31.47	PK-U	37.8	-18.5	50.77	-	-	74	-23.23	-	-	45	127	V
	* 11.339575	19.9	ADR	37.8	-18.5	39.2	54	-14.8	-	-	-	-	45	127	V

* - indicates frequency in CFR47 Pt 15 / IC RSS-Restricted Band
PK-U - U-NII: Maximum Peak
ADR - U-NII AD primary method, RMS average

UL VERIFICATION SERVICES
47173 Benicia Street, Fremont, CA 94538; USA TEL:(510) 319-4000 FAX:(510) 661-0888
This report shall not be reproduced except in full, without the written approval of UL VERIFICATION SERVICES

CHANNEL 142 RESULTS

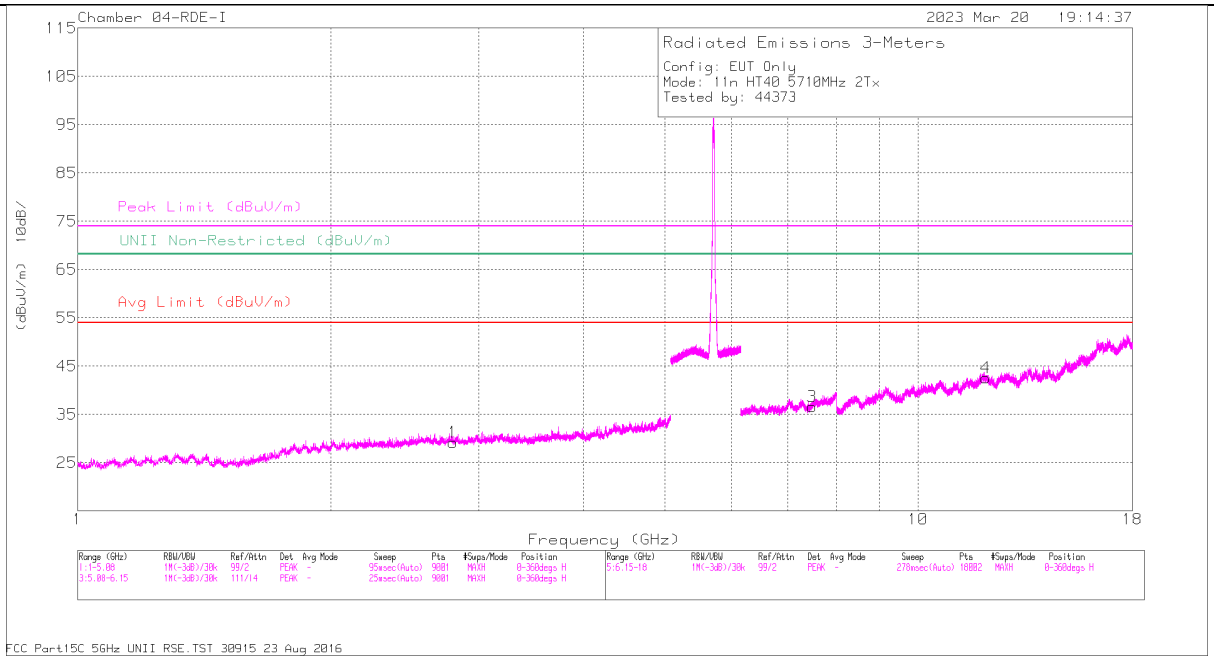

HORIZONTAL

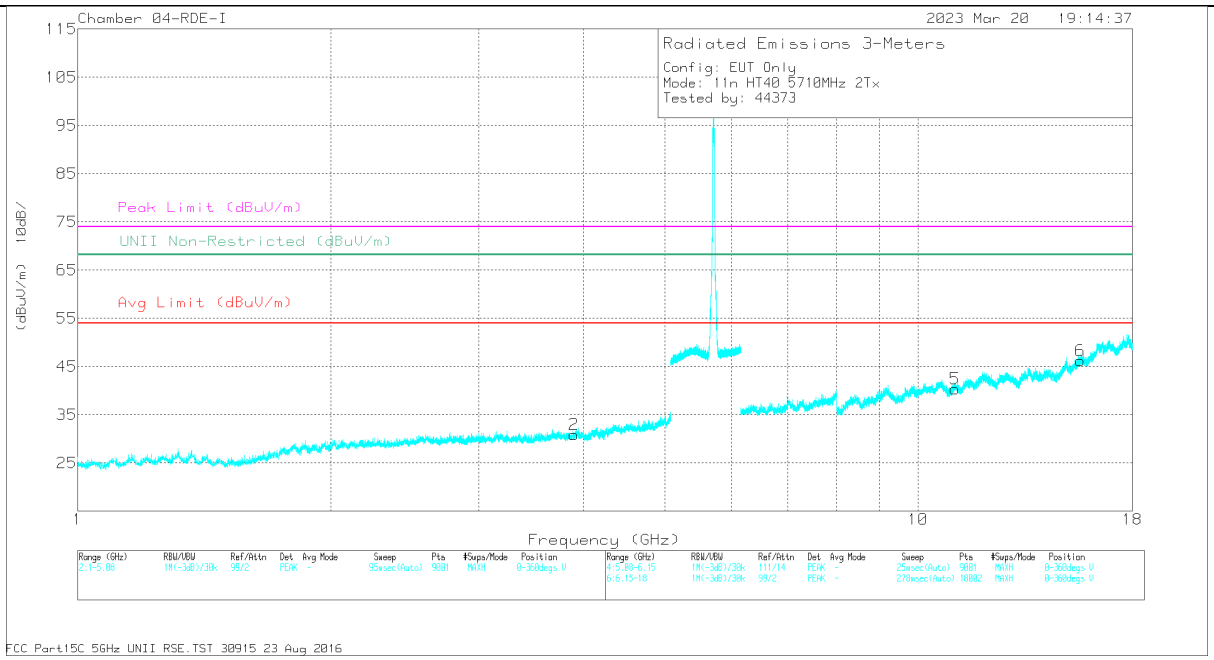

VERTICAL

UL VERIFICATION SERVICES
47173 Benicia Street, Fremont, CA 94538; USA TEL:(510) 319-4000 FAX:(510) 661-0888

This report shall not be reproduced except in full, without the written approval of UL VERIFICATION SERVICES

RADIATED EMISSIONS

Marker	Frequency (GHz)	Meter Reading (dBuV)	Det	84797 ACF (dB) - 3mH	Amp/Cbl/Fltr (dB)	Corrected Reading (dBuV/m)	Avg Limit (dBuV/m)	Margin (dB)	Peak Limit (dBuV/m)	PK Margin (dB)	Azimuth (Degs)	Height (cm)	Polarity
1	* 2.798736	38.26	PK-U	32.5	-30.4	40.36	-	-	74	-33.64	1	200	H
	* 2.795145	26.57	ADR	32.5	-30.4	28.67	54	-25.33	-	-	1	200	H
2	* 3.896359	36.81	PK-U	33.2	-28.7	41.31	-	-	74	-32.69	1	101	V
	* 3.89661	25.28	ADR	33.2	-28.7	29.78	54	-24.22	-	-	1	101	V
3	* 7.482531	32.66	PK-U	35.6	-20.7	47.56	-	-	74	-26.44	1	200	H
	* 7.483893	20.82	ADR	35.6	-20.7	35.72	54	-18.28	-	-	1	200	H
4	* 12.043791	32.39	PK-U	38.6	-18.4	52.59	-	-	74	-21.41	1	101	H
	* 12.042047	21.04	ADR	38.6	-18.5	41.14	54	-12.86	-	-	1	101	H
5	* 11.071296	32.69	PK-U	37.6	-18.6	51.69	-	-	74	-22.31	1	101	V
	* 11.069868	20.51	ADR	37.6	-18.6	39.51	54	-14.49	-	-	1	101	V
6	* 15.606525	32.03	PK-U	41.1	-16.5	56.63	-	-	74	-17.37	1	101	V
	* 15.606835	20.67	ADR	41.1	-16.5	45.27	54	-8.73	-	-	1	101	V

* - indicates frequency in CFR47 Pt 15 / IC RSS-Restricted Band
PK-U - U-NII: Maximum Peak
ADR - U-NII AD primary method, RMS average

UL VERIFICATION SERVICES
47173 Benicia Street, Fremont, CA 94538; USA TEL:(510) 319-4000 FAX:(510) 661-0888
This report shall not be reproduced except in full, without the written approval of UL VERIFICATION SERVICES

1.1.40 TX ABOVE 1 GHz 802.11ac VHT80 MODE IN THE 5.6 GHz BAND

1TX Antenna 6

BANDEDGE (LOW CHANNEL)

HORIZONTAL RESULT

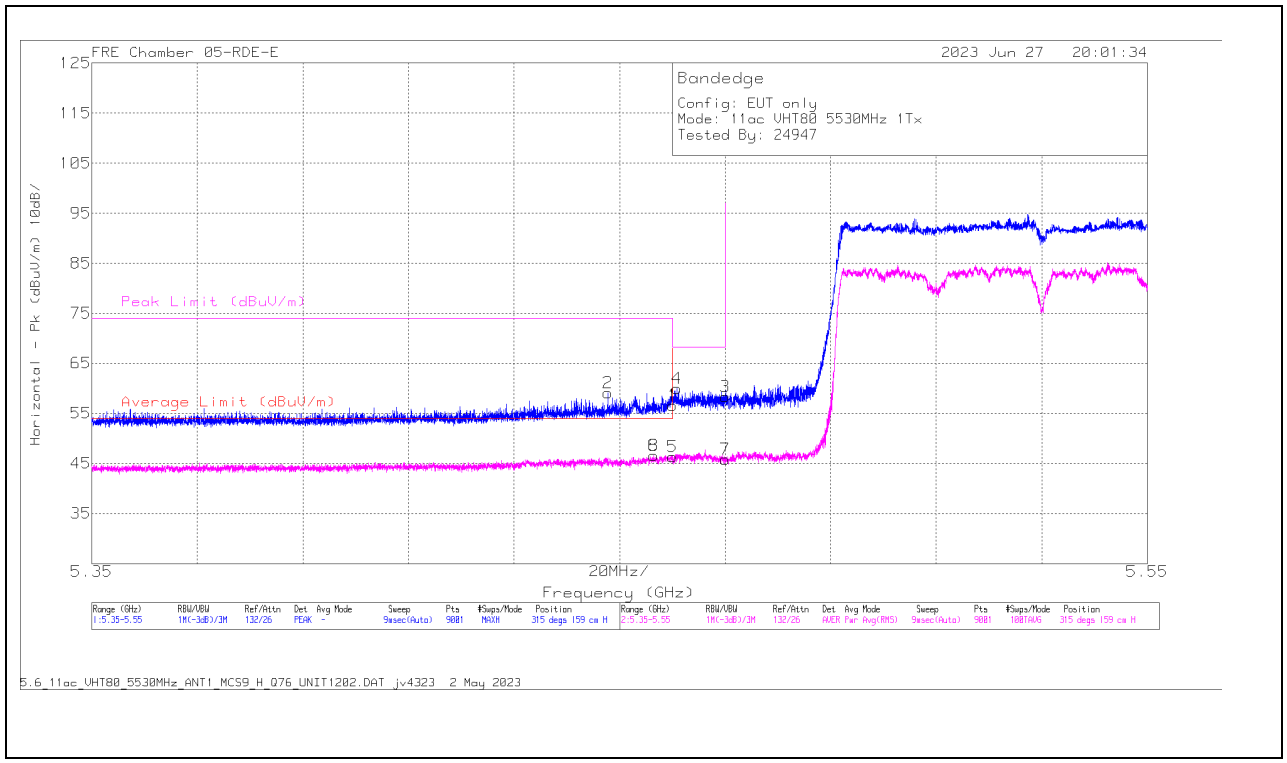

Marker	Frequency (GHz)	Meter Reading (dBuV)	Det	226671 ACF (dB) 3mH	DCCF (dB)	Gain/Loss (dB)	Corrected Reading (dBuV/m)	Average Limit (dBuV/m)	Margin (dB)	Peak Limit (dBuV/m)	PK Margin (dB)	Azimuth (Degs)	Height (cm)	Polarity
2	5.447821	62.59	Pk	34.8	0	-38.34	59.05	-	-	74	-14.95	315	159	H
6	5.456488	49.24	RMS	34.7	0.45	-38.35	46.04	54	-7.96	-	-	315	159	H
8	5.456488	49.24	RMS	34.7	0.45	-38.35	46.04	54	-7.96	-	-	315	159	H
1	5.46	60.13	Pk	34.8	0	-38.29	56.64	-	-	68.2	-11.56	315	159	H
5	5.46	48.76	RMS	34.8	0.45	-38.29	45.72	54	-8.28	-	-	315	159	H
4	5.460843	63.46	Pk	34.8	0	-38.27	59.99	-	-	68.2	-8.21	315	159	H
3	5.47	61.99	Pk	34.8	0	-38.39	58.4	-	-	68.2	-9.8	315	159	H
7	5.47	48.43	RMS	34.8	0.45	-38.39	45.29	-	-	-	-	315	159	H

Pk - Peak detector
RMS - RMS detection

UL VERIFICATION SERVICES
47173 Benicia Street, Fremont, CA 94538; USA TEL:(510) 319-4000 FAX:(510) 661-0888
This report shall not be reproduced except in full, without the written approval of UL VERIFICATION SERVICES

VERTICAL RESULT

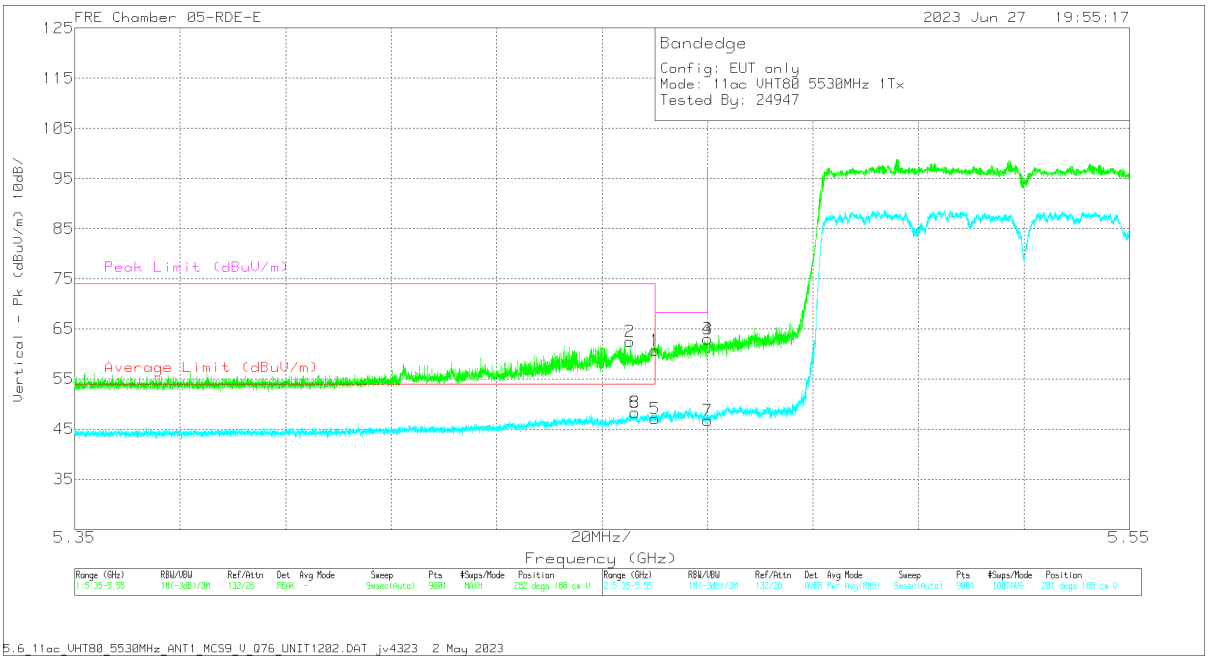

Marker	Frequency (GHz)	Meter Reading (dBuV)	Det	226671 ACF (dB) 3mH	DCCF (dB)	Gain/Loss (dB)	Corrected Reading (dBuV/m)	Average Limit (dBuV/m)	Margin (dB)	Peak Limit (dBuV/m)	PK Margin (dB)	Azimuth (Degs)	Height (cm)	Polarity
2	5.455266	66.1	Pk	34.7	0	-38.36	62.44	-	-	74	-11.56	282	188	V
6	5.456221	50.94	RMS	34.7	0.45	-38.35	47.74	54	-6.26	-	-	281	188	V
8	5.456221	50.94	RMS	34.7	0.45	-38.35	47.74	54	-6.26	-	-	281	188	V
1	5.46	64.22	Pk	34.8	0	-38.29	60.73	-	-	68.2	-7.47	282	188	V
5	5.46	49.57	RMS	34.8	0.45	-38.29	46.53	54	-7.47	-	-	281	188	V
4	5.469999	66.58	Pk	34.8	0	-38.39	62.99	-	-	68.2	-5.21	282	188	V
3	5.47	66.58	Pk	34.8	0	-38.39	62.99	-	-	68.2	-5.21	282	188	V
7	5.47	49.22	RMS	34.8	0.45	-38.39	46.08	-	-	-	-	281	188	V

Pk - Peak detector
RMS - RMS detection

UL VERIFICATION SERVICES
47173 Benicia Street, Fremont, CA 94538; USA TEL:(510) 319-4000 FAX:(510) 661-0888
This report shall not be reproduced except in full, without the written approval of UL VERIFICATION SERVICES

1TX Antenna 5

BANDEDGE (LOW CHANNEL)

HORIZONTAL RESULT

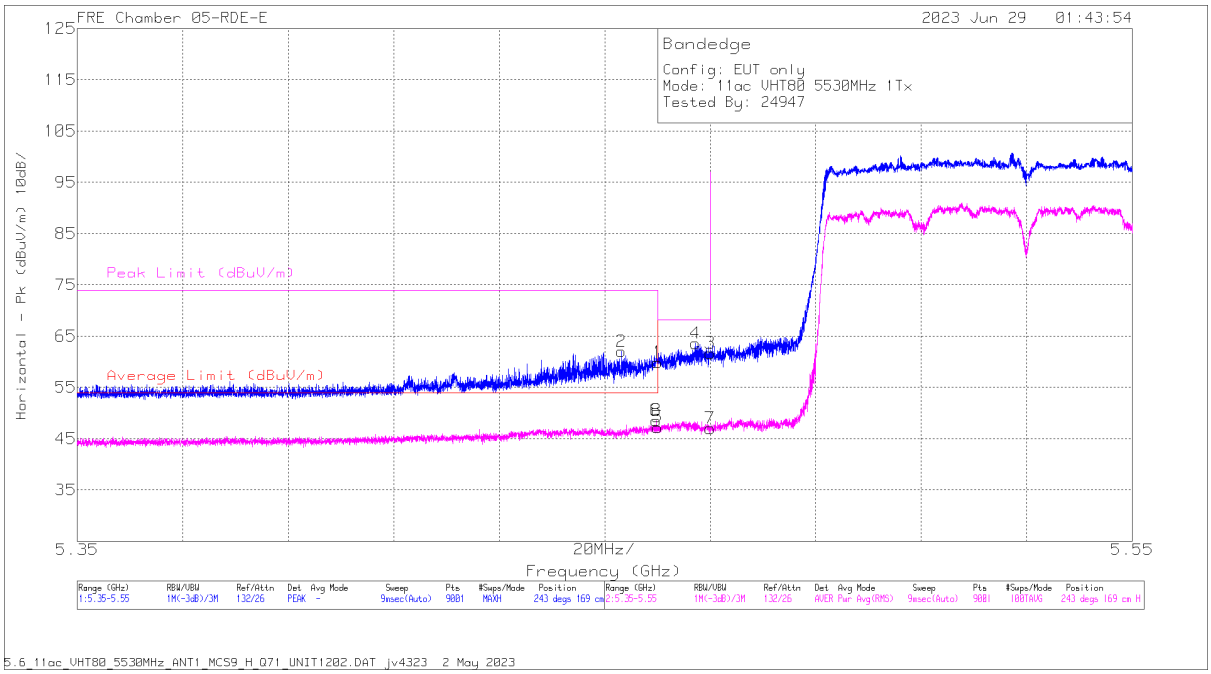

Marker	Frequency (GHz)	Meter Reading (dBuV)	Det	226671 ACF (dB) 3mH	DCCF (dB)	Gain/Loss (dB)	Corrected Reading (dBuV/m)	Average Limit (dBuV/m)	Margin (dB)	Peak Limit (dBuV/m)	PK Margin (dB)	Azimuth (Degs)	Height (cm)	Polarity
2	5.453155	65.58	Pk	34.8	0	-38.38	62	-	-	74	-12	243	169	H
6	5.459754	50.88	RMS	34.8	0.45	-38.29	47.84	54	-6.16	-	-	243	169	H
8	5.459754	50.88	RMS	34.8	0.45	-38.29	47.84	54	-6.16	-	-	243	169	H
1	5.46	63.36	Pk	34.8	0	-38.29	59.87	-	-	68.2	-8.33	243	169	H
5	5.46	49.55	RMS	34.8	0.45	-38.29	46.51	54	-7.49	-	-	243	169	H
4	5.467221	67.16	Pk	34.8	0	-38.37	63.59	-	-	68.2	-4.61	243	169	H
3	5.47	65.28	Pk	34.8	0	-38.39	61.69	-	-	68.2	-6.51	243	169	H
7	5.47	49.41	RMS	34.8	0.45	-38.39	46.27	-	-	-	-	243	169	H

Pk - Peak detector
RMS - RMS detection

UL VERIFICATION SERVICES
47173 Benicia Street, Fremont, CA 94538; USA TEL:(510) 319-4000 FAX:(510) 661-0888
This report shall not be reproduced except in full, without the written approval of UL VERIFICATION SERVICES

VERTICAL RESULT

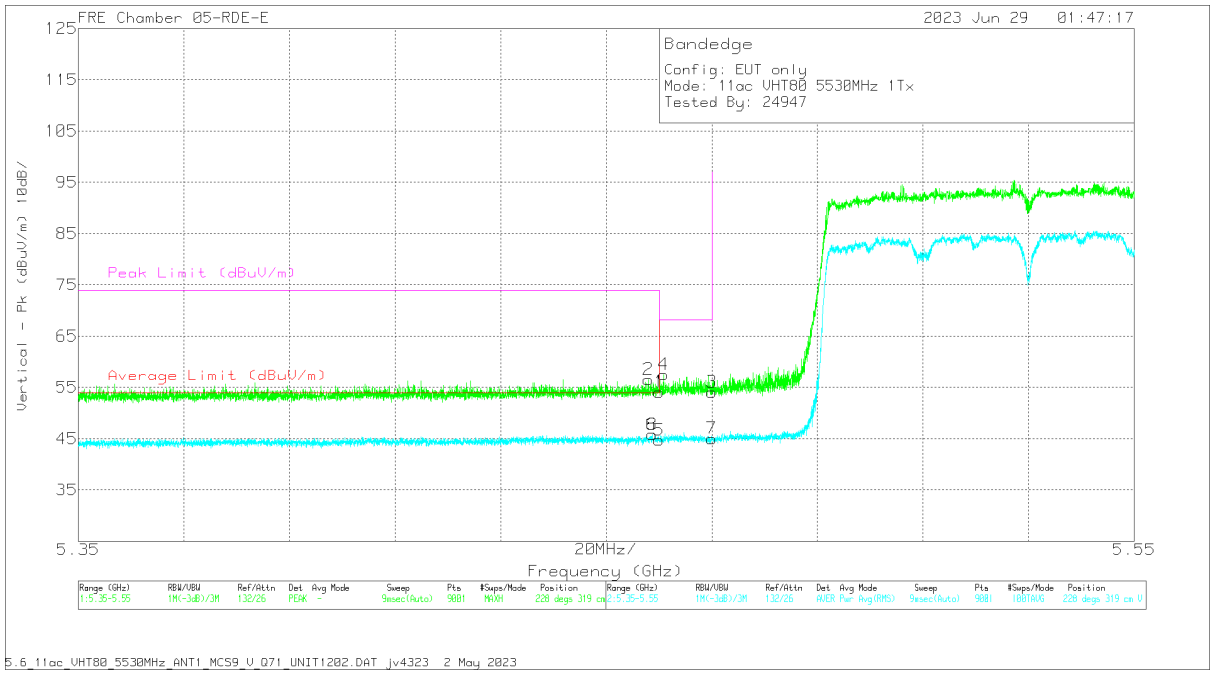

Marker	Frequency (GHz)	Meter Reading (dBuV)	Det	226671 ACF (dB) 3mH	DCCF (dB)	Gain/Loss (dB)	Corrected Reading (dBuV/m)	Average Limit (dBuV/m)	Margin (dB)	Peak Limit (dBuV/m)	PK Margin (dB)	Azimuth (Degs)	Height (cm)	Polarity
2	5.457977	60.05	Pk	34.8	0	-38.31	56.54	-	-	74	-17.46	228	319	V
6	5.458688	48.14	RMS	34.8	0.45	-38.3	45.09	54	-8.91	-	-	228	319	V
8	5.458688	48.14	RMS	34.8	0.45	-38.3	45.09	54	-8.91	-	-	228	319	V
1	5.46	57.59	Pk	34.8	0	-38.29	54.1	-	-	68.2	-14.1	228	319	V
5	5.46	47.02	RMS	34.8	0.45	-38.29	43.98	54	-10.02	-	-	228	319	V
4	5.460843	60.99	Pk	34.8	0	-38.27	57.52	-	-	68.2	-10.68	228	319	V
3	5.47	57.69	Pk	34.8	0	-38.39	54.1	-	-	68.2	-14.1	228	319	V
7	5.47	47.44	RMS	34.8	0.45	-38.39	44.30	-	-	-	-	228	319	V

Pk - Peak detector
RMS - RMS detection

UL VERIFICATION SERVICES
47173 Benicia Street, Fremont, CA 94538; USA TEL:(510) 319-4000 FAX:(510) 661-0888
This report shall not be reproduced except in full, without the written approval of UL VERIFICATION SERVICES

2TX Antenna 6 + Antenna 5 CDD MODE

BANDEDGE (LOW CHANNEL)

HORIZONTAL RESULT

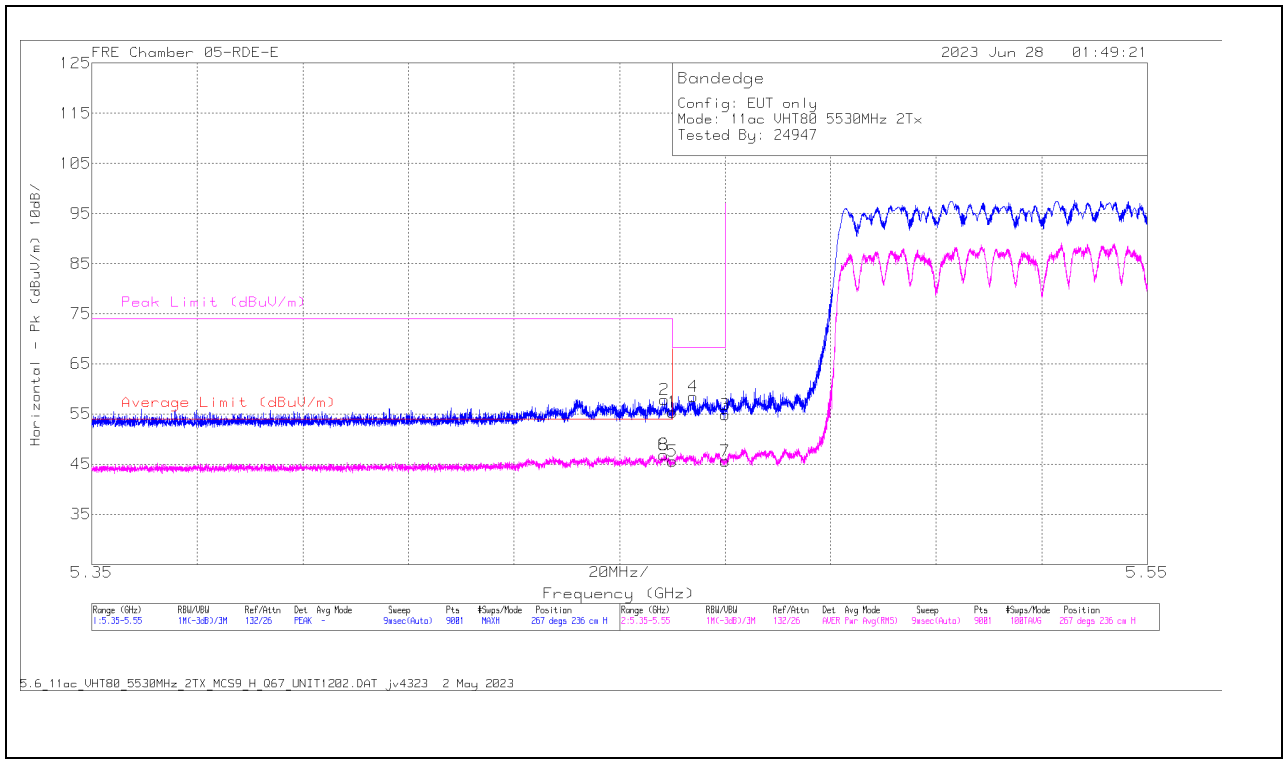

Marker	Frequency (GHz)	Meter Reading (dBuV)	Det	226671 ACF (dB) 3mH	DCCF (dB)	Gain/Loss (dB)	Corrected Reading (dBuV/m)	Average Limit (dBuV/m)	Margin (dB)	Peak Limit (dBuV/m)	PK Margin (dB)	Azimuth (Degs)	Height (cm)	Polarity
6	5.458421	49.28	RMS	34.8	0.45	-38.31	46.22	54	-7.78	-	-	267	236	H
8	5.458421	49.28	RMS	34.8	0.45	-38.31	46.22	54	-7.78	-	-	267	236	H
2	5.45851	61.38	Pk	34.8	0	-38.3	57.88	-	-	74	-16.12	267	236	H
1	5.46	58.89	Pk	34.8	0	-38.29	55.4	-	-	68.2	-12.8	267	236	H
5	5.46	47.9	RMS	34.8	0.45	-38.29	44.86	54	-9.14	-	-	267	236	H
4	5.463932	61.98	Pk	34.8	0	-38.29	58.49	-	-	68.2	-9.71	267	236	H
3	5.47	58.39	Pk	34.8	0	-38.39	54.8	-	-	68.2	-13.4	267	236	H
7	5.47	48.03	RMS	34.8	0.45	-38.39	44.89	-	-	-	-	267	236	H

Pk - Peak detector
RMS - RMS detection

UL VERIFICATION SERVICES
47173 Benicia Street, Fremont, CA 94538; USA TEL:(510) 319-4000 FAX:(510) 661-0888
This report shall not be reproduced except in full, without the written approval of UL VERIFICATION SERVICES

VERTICAL RESULT

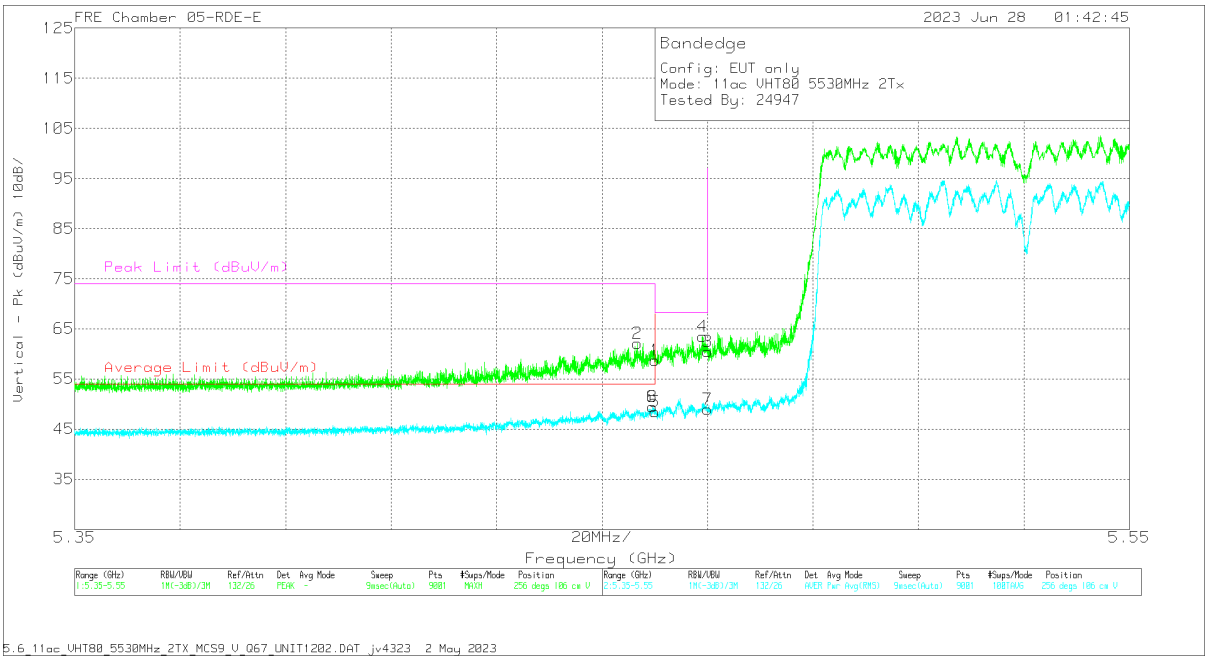

Marker	Frequency (GHz)	Meter Reading (dBuV)	Det	226671 ACF (dB) 3mH	DCCF (dB)	Gain/Loss (dB)	Corrected Reading (dBuV/m)	Average Limit (dBuV/m)	Margin (dB)	Peak Limit (dBuV/m)	PK Margin (dB)	Azimuth (Degs)	Height (cm)	Polarity
2	5.456688	65.75	Pk	34.7	0	-38.34	62.11	-	-	74	-11.89	256	106	V
6	5.459532	51.87	RMS	34.8	0.45	-38.29	48.83	54	-5.17	-	-	256	106	V
8	5.459532	51.87	RMS	34.8	0.45	-38.29	48.83	54	-5.17	-	-	256	106	V
1	5.46	62.18	Pk	34.8	0	-38.29	58.69	-	-	68.2	-9.51	256	106	V
5	5.46	50.85	RMS	34.8	0.45	-38.29	47.81	54	-6.19	-	-	256	106	V
4	5.469021	67.09	Pk	34.8	0	-38.39	63.5	-	-	68.2	-4.7	256	106	V
3	5.47	64.11	Pk	34.8	0	-38.39	60.52	-	-	68.2	-7.68	256	106	V
7	5.47	51.42	RMS	34.8	0.45	-38.39	48.28	-	-	-	-	256	106	V

Pk - Peak detector
RMS - RMS detection

UL VERIFICATION SERVICES
47173 Benicia Street, Fremont, CA 94538; USA TEL:(510) 319-4000 FAX:(510) 661-0888
This report shall not be reproduced except in full, without the written approval of UL VERIFICATION SERVICES

1.1.41 5.6GHz Band HARMONICS AND SPURIOUS EMISSIONS, 2TX VHT80

LOW CHANNEL RESULTS

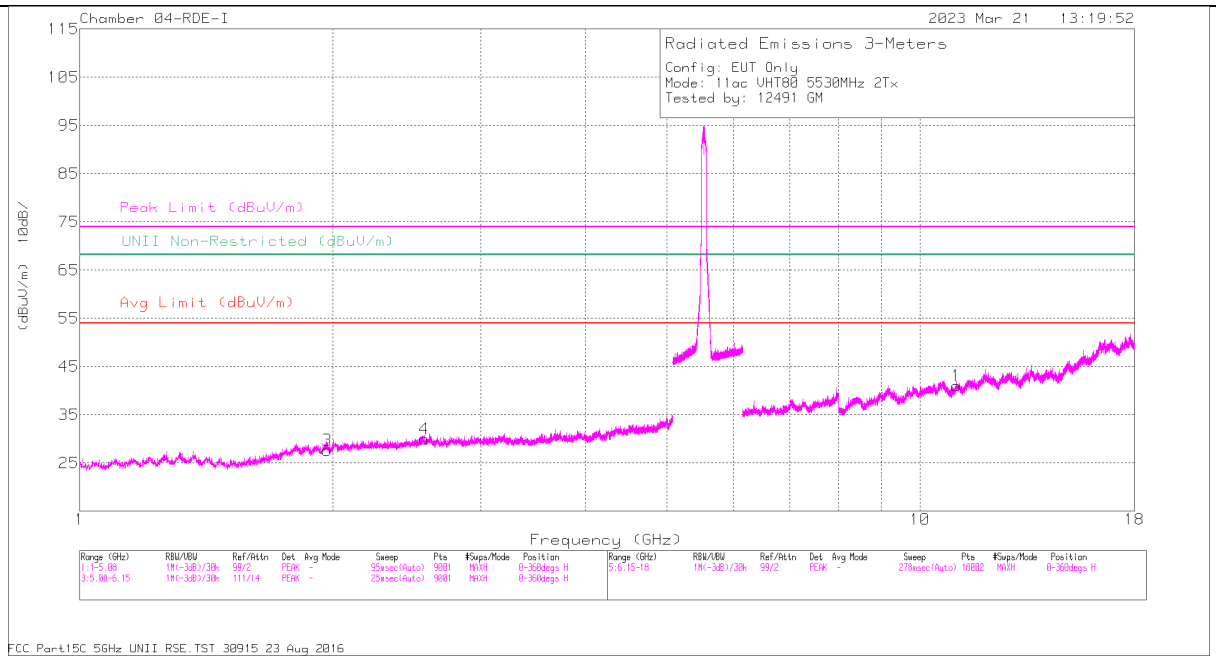

HORIZONTAL

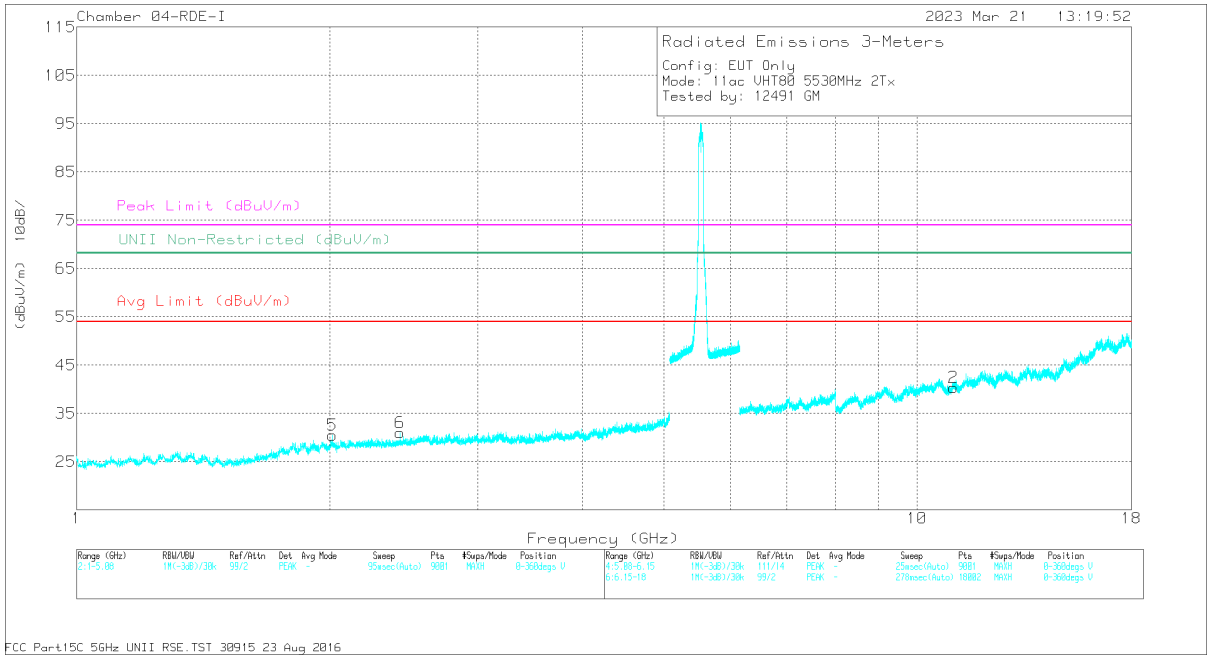

VERTICAL

UL VERIFICATION SERVICES
47173 Benicia Street, Fremont, CA 94538; USA TEL:(510) 319-4000 FAX:(510) 661-0888

This report shall not be reproduced except in full, without the written approval of UL VERIFICATION SERVICES

RADIATED EMISSIONS

Marker	Frequency (GHz)	Meter Reading (dBuV)	Det	84797 ACF (dB) - 3mH	Amp/Cbl/Fltr (dB)	Corrected Reading (dBuV/m)	Avg Limit (dBuV/m)	Margin (dB)	Peak Limit (dBuV/m)	PK Margin (dB)	UNII Non-Restricted (dBuV/m)	PK Margin (dB)	Azimuth (Degs)	Height (cm)	Polarity
3	1.967188	39.41	PK-U	31.1	-31.9	38.61	-	-	-	-	68.2	-29.59	307	153	H
4	2.573191	37.6	PK-U	32.3	-30.7	39.2	-	-	-	-	68.2	-29	93	104	H
5	2.012548	39.11	PK-U	31.3	-31.6	38.81	-	-	-	-	68.2	-29.39	196	141	V
6	2.426114	38.83	PK-U	31.8	-31.2	39.43	-	-	-	-	68.2	-28.77	332	206	V
1	* 11.058815	31.04	PK-U	37.6	-18.5	50.14	-	-	74	-23.86	-	-	309	236	H
	* 11.059452	19.64	ADR	37.6	-18.6	38.64	54	-15.36	-	-	-	-	309	236	H
2	* 11.058822	31.28	PK-U	37.6	-18.5	50.38	-	-	74	-23.62	-	-	324	200	V
	* 11.05866	20.06	ADR	37.6	-18.5	39.16	54	-14.84	-	-	-	-	324	200	V

* - indicates frequency in CFR47 Pt 15 / IC RSS-Restricted Band
PK-U - U-NII: Maximum Peak
ADR - U-NII AD primary method, RMS average

UL VERIFICATION SERVICES
47173 Benicia Street, Fremont, CA 94538; USA TEL:(510) 319-4000 FAX:(510) 661-0888
This report shall not be reproduced except in full, without the written approval of UL VERIFICATION SERVICES

HIGH CHANNEL RESULTS

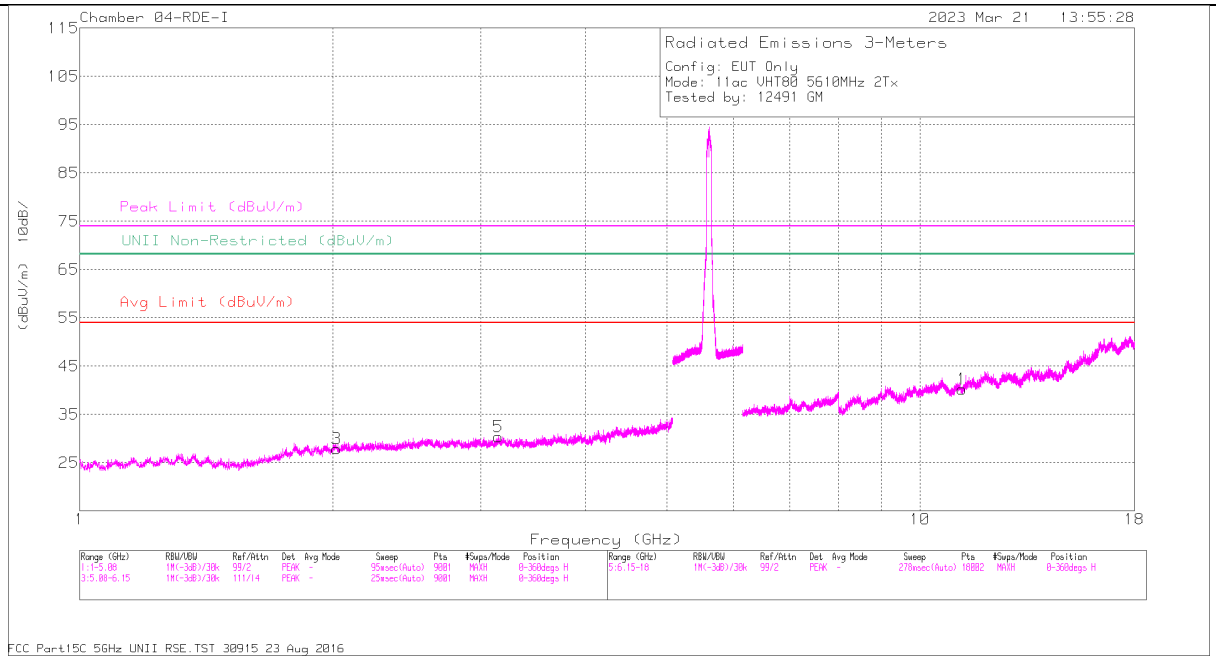

HORIZONTAL

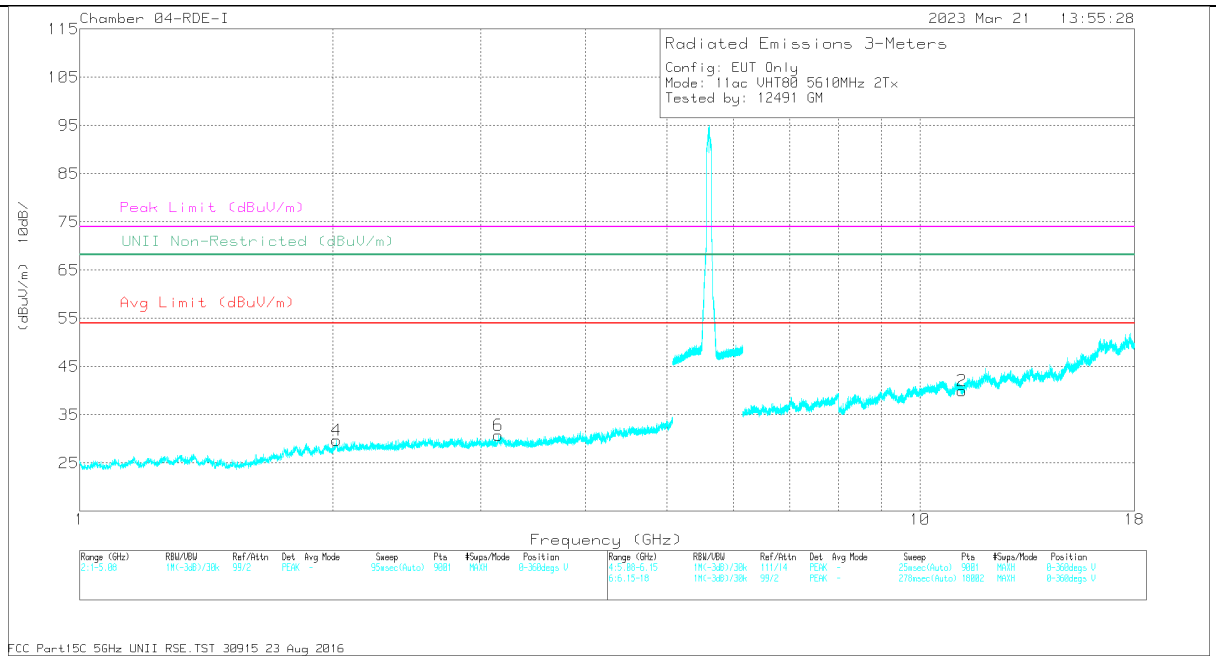

VERTICAL

UL VERIFICATION SERVICES
47173 Benicia Street, Fremont, CA 94538; USA TEL:(510) 319-4000 FAX:(510) 661-0888

This report shall not be reproduced except in full, without the written approval of UL VERIFICATION SERVICES

RADIATED EMISSIONS

MMarker	Frequency (GHz)	Meter Reading (dBuV)	Det	84797 ACF (dB) - 3mH	Amp/Cbl/Fltr (dB)	Corrected Reading (dBuV/m)	Avg Limit (dBuV/m)	Margin (dB)	Peak Limit (dBuV/m)	PK Margin (dB)	UNII Non-Restricted (dBuV/m)	PK Margin (dB)	Azimuth (Degs)	Height (cm)	Polarity
3	2.020099	39.36	PK-U	31.3	-31.6	39.06	-	-	-	-	68.2	-29.14	316	145	H
5	3.147275	35.98	PK-U	33	-29.9	39.08	-	-	-	-	68.2	-29.12	60	217	H
4	2.023468	38.99	PK-U	31.3	-31.8	38.49	-	-	-	-	68.2	-29.71	110	134	V
6	3.149654	36	PK-U	33	-29.9	39.1	-	-	-	-	68.2	-29.1	316	203	V
1	* 11.220242	30.85	PK-U	37.7	-18.5	50.05	-	-	74	-23.95	-	-	288	235	H
	* 11.220448	19.22	ADR	37.7	-18.5	38.42	54	-15.585	-	-	-	-	288	235	H
2	* 11.221654	31.01	PK-U	37.7	-18.5	50.21	-	-	74	-23.79	-	-	178	114	V
	* 11.221654	19.84	ADR	37.7	-18.5	39.04	54	-14.96	-	-	-	-	178	114	V

* - indicates frequency in CFR47 Pt 15 / IC RSS-Restricted Band
PK-U - U-NII: Maximum Peak
ADR - U-NII AD primary method, RMS average

UL VERIFICATION SERVICES
47173 Benicia Street, Fremont, CA 94538; USA TEL:(510) 319-4000 FAX:(510) 661-0888
This report shall not be reproduced except in full, without the written approval of UL VERIFICATION SERVICES

CHANNEL 138 RESULTS

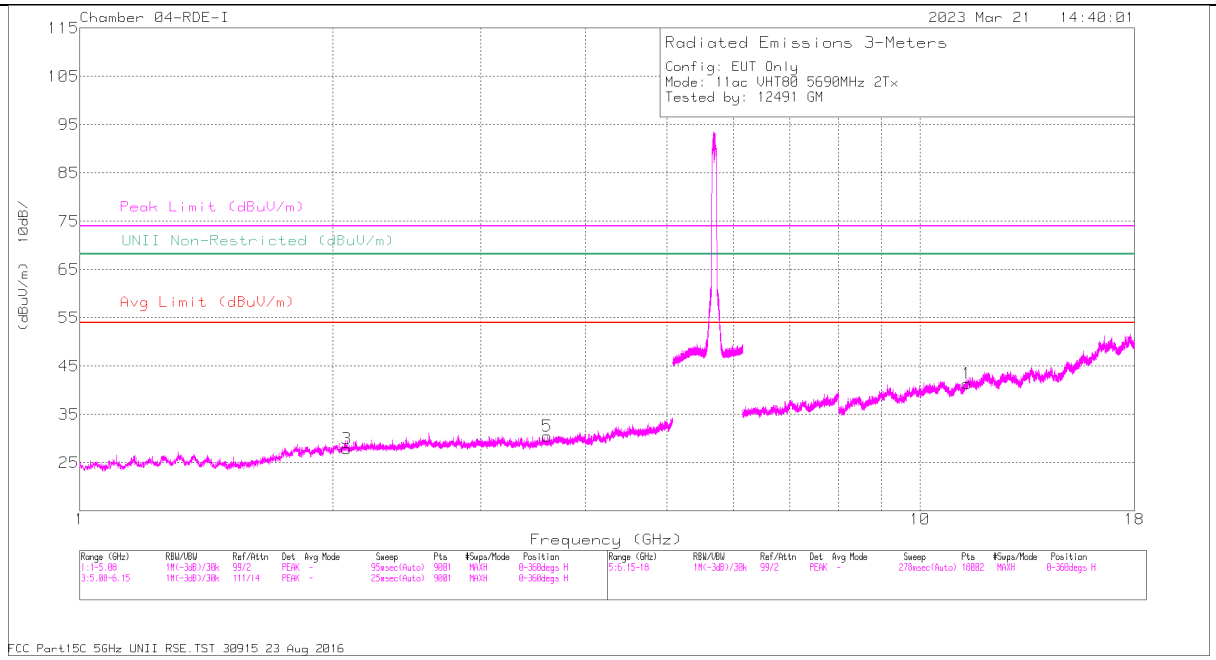

HORIZONTAL

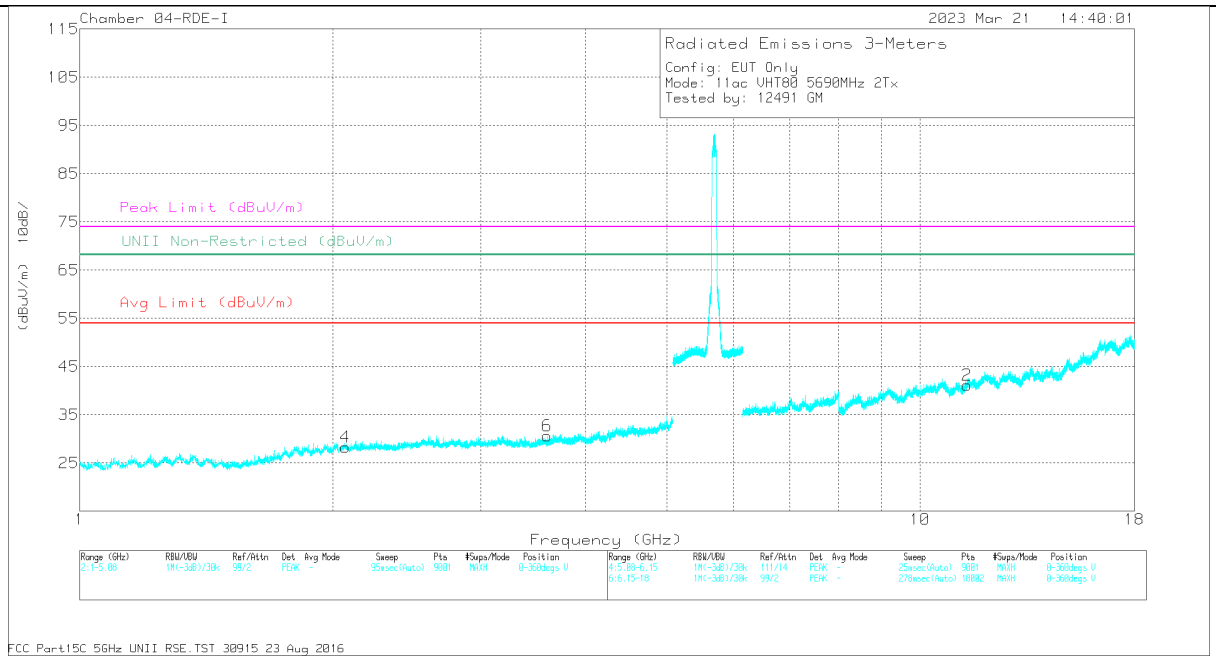

VERTICAL

UL VERIFICATION SERVICES
47173 Benicia Street, Fremont, CA 94538; USA TEL:(510) 319-4000 FAX:(510) 661-0888

This report shall not be reproduced except in full, without the written approval of UL VERIFICATION SERVICES

RADIATED EMISSIONS

Marker	Frequency (GHz)	Meter Reading (dBuV)	Det	84797 ACF (dB) - 3mH	Amp/Cbl/Fltr (dB)	Corrected Reading (dBuV/m)	Avg Limit (dBuV/m)	Margin (dB)	Peak Limit (dBuV/m)	PK Margin (dB)	UNII Non-Restricted (dBuV/m)	PK Margin (dB)	Azimuth (Degs)	Height (cm)	Polarity
3	2.079105	38.65	PK-U	31.4	-31.6	38.45	-	-	-	-	68.2	-29.75	281	121	H
5	* 3.599193	36.93	PK-U	33	-30	39.93	-	-	74	-34.07	-	-	196	182	H
	* 3.598876	24.67	ADR	33	-30	27.67	54	-26.33	-	-	-	-	196	182	H
4	2.066753	38.89	PK-U	31.4	-31.6	38.69	-	-	-	-	68.2	-29.51	304	151	V
6	* 3.605062	35.92	PK-U	33	-30.1	38.82	-	-	74	-35.18	-	-	195	346	V
	* 3.605413	24.49	ADR	33	-30.1	27.39	54	-26.61	-	-	-	-	195	346	V
1	* 11.380578	31.93	PK-U	37.9	-18.2	51.63	-	-	74	-22.37	-	-	321	350	H
	* 11.381991	20.24	ADR	37.9	-18.3	39.84	54	-14.16	-	-	-	-	321	350	H
2	* 11.380867	31.93	PK-U	37.9	-18.2	51.63	-	-	74	-22.37	-	-	290	196	V
	* 11.377641	20.2	ADR	37.9	-18.2	39.90	54	-14.10	-	-	-	-	290	196	V

* - indicates frequency in CFR47 Pt 15 / IC RSS-Restricted Band
PK-U - U-NII: Maximum Peak
ADR - U-NII AD primary method, RMS average

UL VERIFICATION SERVICES
47173 Benicia Street, Fremont, CA 94538; USA TEL:(510) 319-4000 FAX:(510) 661-0888
This report shall not be reproduced except in full, without the written approval of UL VERIFICATION SERVICES

1.1.42 TX ABOVE 1 GHz 802.11ac VHT160 MODE IN THE 5.6 GHz BAND

1TX Antenna 6

BANDEDGE (LOW CHANNEL)

HORIZONTAL RESULT

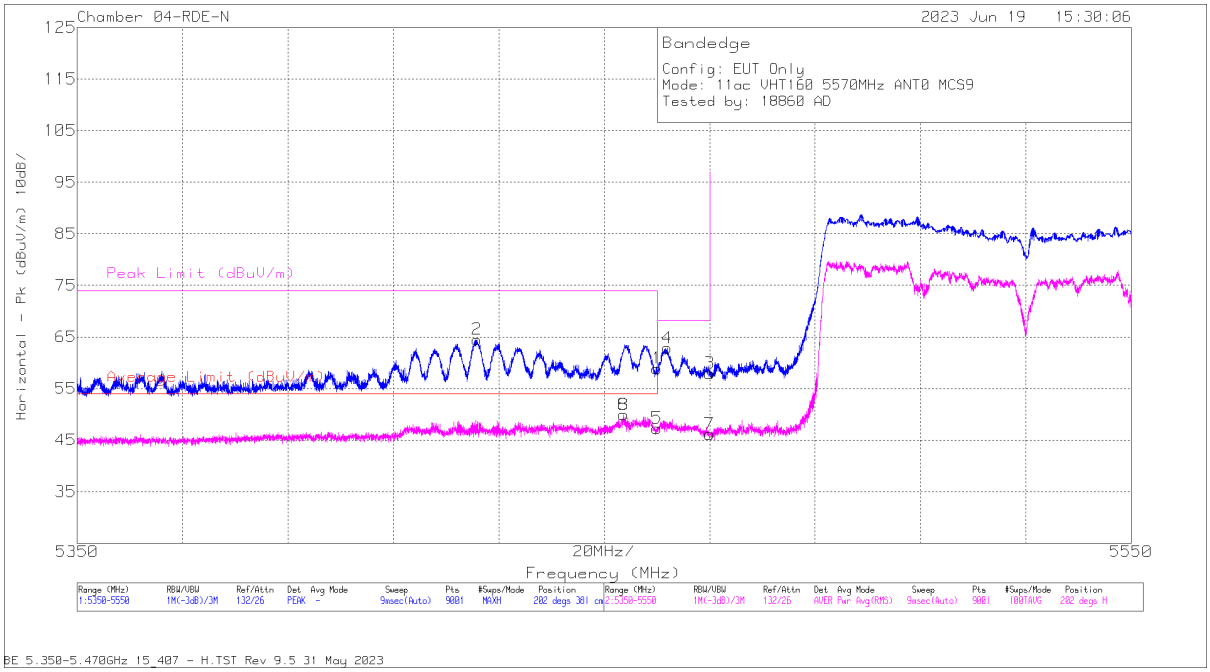

Marker	Frequency (MHz)	Meter Reading (dBuV)	Det	80430 ACF(dB) - 3mH	DCCF (dB)	Gain/Loss (dB)	Corrected Reading (dBuV/m)	Average Limit (dBuV/m)	Margin (dB)	Peak Limit (dBuV/m)	PK Margin (dB)	Azimuth (Degs)	Height (cm)	Polarity
2	5425.844	67.43	Pk	35.3	0	-38.23	64.5	-	-	74	-9.5	202	381	H
6	5453.666	51.29	RMS	35.4	1.35	-38.22	49.82	54	-4.18	-	-	202	381	H
8	5453.666	51.29	RMS	35.4	1.35	-38.22	49.82	54	-4.18	-	-	202	381	H
1	5460	61.92	Pk	35.3	0	-38.31	58.91	-	-	68.2	-9.29	202	381	H
5	5460	48.87	RMS	35.3	1.35	-38.31	47.21	54	-6.79	-	-	202	381	H
4	5461.932	65.79	Pk	35.2	0	-38.15	62.84	-	-	68.2	-5.36	202	381	H
3	5470	61.13	Pk	35.1	0	-38.28	57.95	-	-	68.2	-10.25	202	381	H
7	5470	47.86	RMS	35.1	1.35	-38.28	46.03	-	-	-	-	202	381	H

Pk - Peak detector
RMS - RMS detection

UL VERIFICATION SERVICES
47173 Benicia Street, Fremont, CA 94538; USA TEL:(510) 319-4000 FAX:(510) 661-0888
This report shall not be reproduced except in full, without the written approval of UL VERIFICATION SERVICES

VERTICAL RESULT

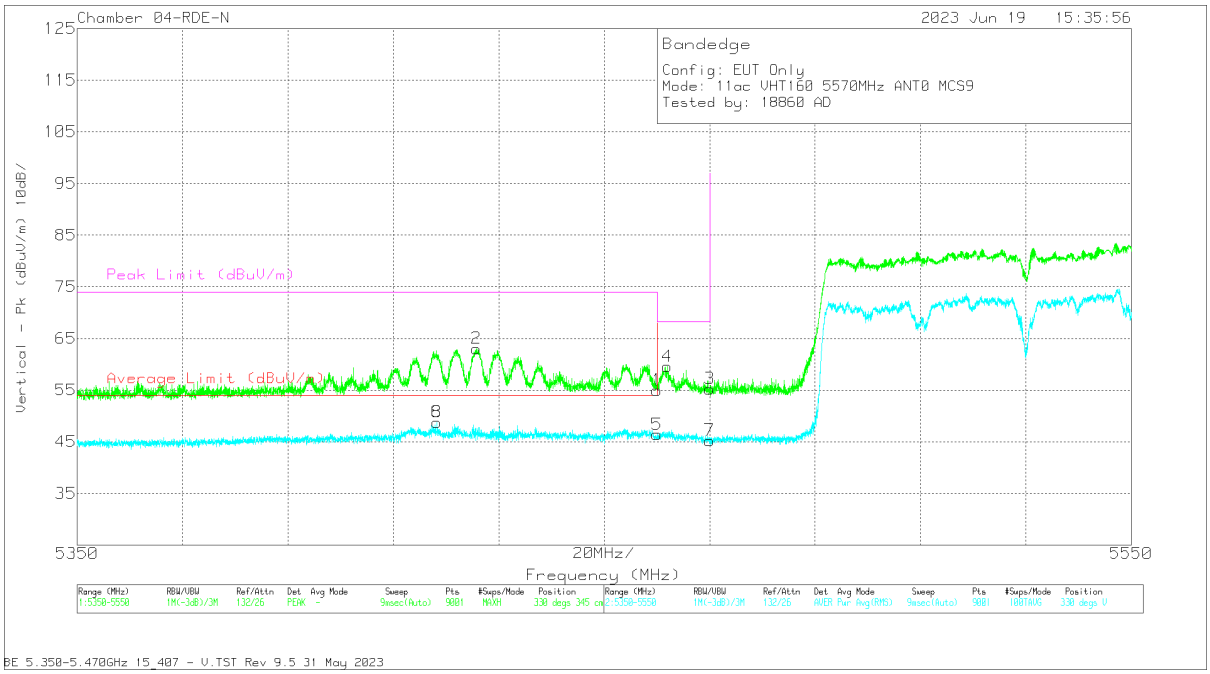

Marker	Frequency (MHz)	Meter Reading (dBuV)	Det	80430 ACF(dB) - 3mH	DCCF (dB)	Gain/Loss (dB)	Corrected Reading (dBuV/m)	Average Limit (dBuV/m)	Margin (dB)	Peak Limit (dBuV/m)	PK Margin (dB)	Azimuth (Degs)	Height (cm)	Polarity
6	5418.244	50.39	RMS	35.4	1.35	-38.45	48.69	54	-5.31	-	-	330	345	V
8	5418.244	50.39	RMS	35.4	1.35	-38.45	48.69	54	-5.31	-	-	330	345	V
2	5425.71	65.97	Pk	35.3	0	-38.23	63.04	-	-	74	-10.96	330	345	V
1	5460	57.98	Pk	35.3	0	-38.31	54.97	-	-	68.2	-13.23	330	345	V
5	5460	47.95	RMS	35.3	1.35	-38.31	46.29	54	-7.71	-	-	330	345	V
4	5461.999	62.5	Pk	35.2	0	-38.15	59.55	-	-	68.2	-8.65	330	345	V
3	5470	58.42	Pk	35.1	0	-38.28	55.24	-	-	68.2	-12.96	330	345	V
7	5470	46.97	RMS	35.1	1.35	-38.28	45.14	-	-	-	-	330	345	V

Pk - Peak detector
RMS - RMS detection

UL VERIFICATION SERVICES
47173 Benicia Street, Fremont, CA 94538; USA TEL:(510) 319-4000 FAX:(510) 661-0888
This report shall not be reproduced except in full, without the written approval of UL VERIFICATION SERVICES

1TX Antenna 5

BANDEDGE (LOW CHANNEL)

HORIZONTAL RESULT

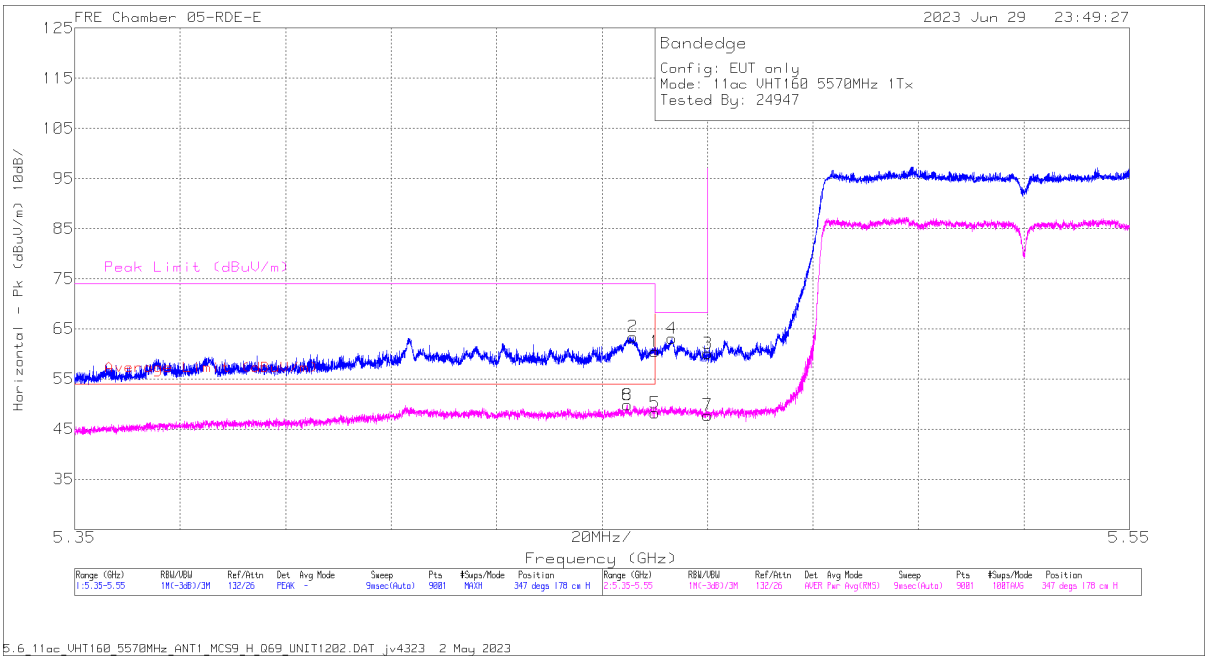

Marker	Frequency (GHz)	Meter Reading (dBuV)	Det	226671 ACF (dB) 3mH	DCCF (dB)	Gain/Loss (dB)	Corrected Reading (dBuV/m)	Average Limit (dBuV/m)	Margin (dB)	Peak Limit (dBuV/m)	PK Margin (dB)	Azimuth (Degs)	Height (cm)	Polarity
6	5.454777	52.69	RMS	34.8	1.35	-38.37	50.47	54	-3.53	-	-	347	178	H
8	5.454777	52.69	RMS	34.8	1.35	-38.37	50.47	54	-3.53	-	-	347	178	H
2	5.455866	67.07	Pk	34.7	0	-38.35	63.42	-	-	74	-10.58	347	178	H
1	5.46	64.01	Pk	34.8	0	-38.29	60.52	-	-	68.2	-7.68	347	178	H
5	5.46	51.09	RMS	34.8	1.35	-38.29	48.95	54	-5.05	-	-	347	178	H
4	5.463243	66.56	Pk	34.8	0	-38.28	63.08	-	-	68.2	-5.12	347	178	H
3	5.47	63.69	Pk	34.8	0	-38.39	60.1	-	-	68.2	-8.1	347	178	H
7	5.47	50.7	RMS	34.8	1.35	-38.39	48.46	-	-	-	-	347	178	H

Pk - Peak detector
RMS - RMS detection

UL VERIFICATION SERVICES
47173 Benicia Street, Fremont, CA 94538; USA TEL:(510) 319-4000 FAX:(510) 661-0888
This report shall not be reproduced except in full, without the written approval of UL VERIFICATION SERVICES

VERTICAL RESULT

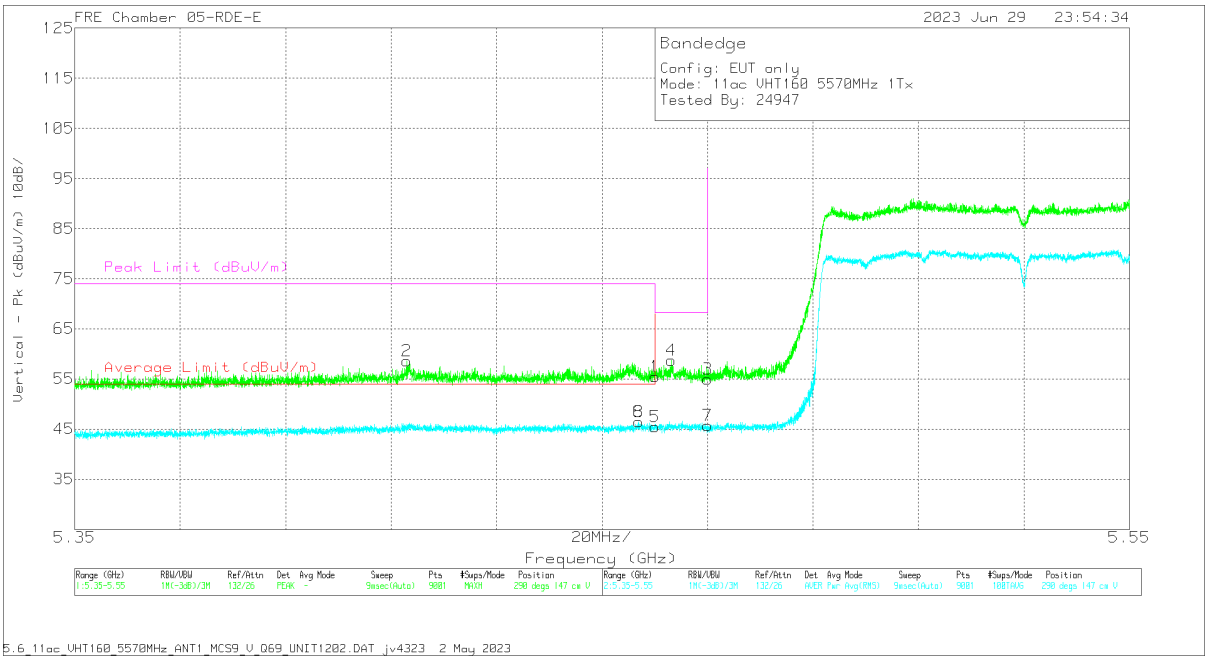

Marker	Frequency (GHz)	Meter Reading (dBuV)	Det	226671 ACF (dB) 3mH	DCCF (dB)	Gain/Loss (dB)	Corrected Reading (dBuV/m)	Average Limit (dBuV/m)	Margin (dB)	Peak Limit (dBuV/m)	PK Margin (dB)	Azimuth (Degs)	Height (cm)	Polarity
2	5.413022	62.32	Pk	34.8	0	-38.53	58.59	-	-	74	-15.41	290	147	V
6	5.456977	49.49	RMS	34.7	1.35	-38.34	45.84	54	-8.16	-	-	290	147	V
8	5.456977	49.49	RMS	34.7	1.35	-38.34	45.84	54	-8.16	-	-	290	147	V
1	5.46	58.96	Pk	34.8	0	-38.29	55.47	-	-	68.2	-12.73	290	147	V
5	5.46	48.25	RMS	34.8	1.35	-38.29	44.75	54	-9.25	-	-	290	147	V
4	5.46311	62.25	Pk	34.8	0	-38.28	58.77	-	-	68.2	-9.43	290	147	V
3	5.47	58.57	Pk	34.8	0	-38.39	54.98	-	-	68.2	-13.22	290	147	V
7	5.47	48.59	RMS	34.8	1.35	-38.39	44.99	-	-	-	-	290	147	V

Pk - Peak detector
RMS - RMS detection

UL VERIFICATION SERVICES
47173 Benicia Street, Fremont, CA 94538; USA TEL:(510) 319-4000 FAX:(510) 661-0888
This report shall not be reproduced except in full, without the written approval of UL VERIFICATION SERVICES

2TX Antenna 6 + Antenna 5 CDD MODE

BANDEDGE (LOW CHANNEL)

HORIZONTAL RESULT

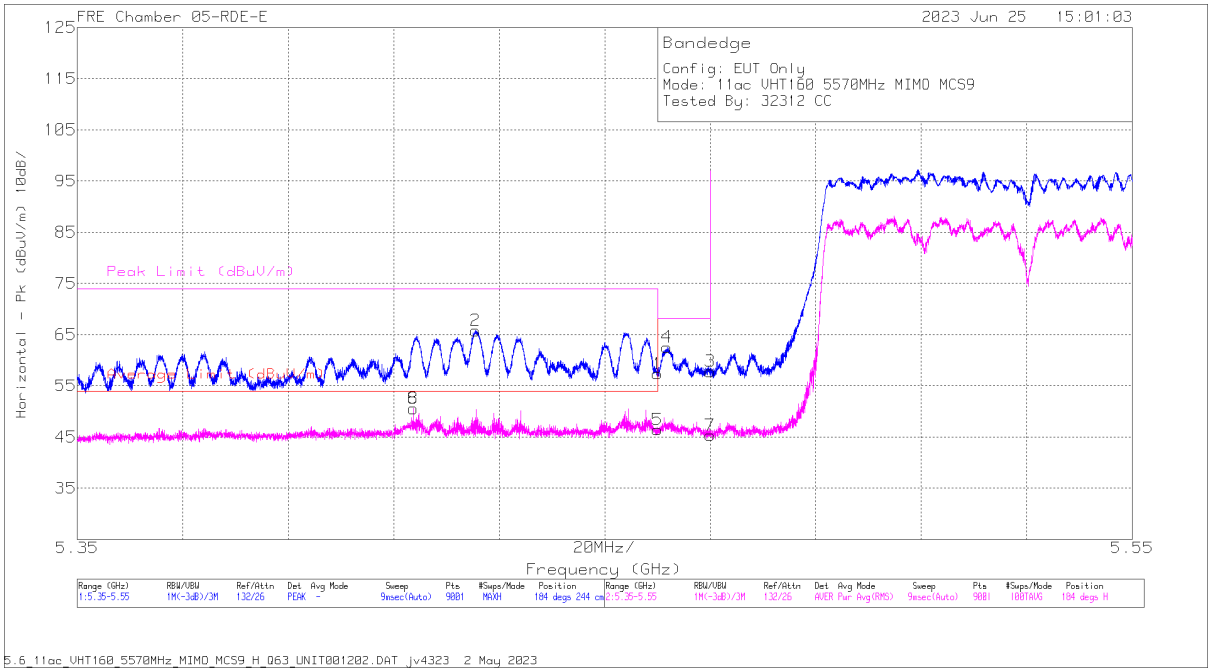

Marker	Frequency (GHz)	Meter Reading (dBuV)	Det	226671 ACF (dB) 3mH	DCCF (dB)	Gain/Loss (dB)	Corrected Reading (dBuV/m)	Average Limit (dBuV/m)	Margin (dB)	Peak Limit (dBuV/m)	PK Margin (dB)	Azimuth (Degs)	Height (cm)	Polarity
6	5.41371	52.93	RMS	34.8	1.35	-38.54	50.54	54	-3.46	-	-	184	244	H
8	5.41371	52.93	RMS	34.8	1.35	-38.54	50.54	54	-3.46	-	-	184	244	H
2	5.425533	69.41	Pk	34.8	0	-38.42	65.79	-	-	74	-8.21	184	244	H
1	5.46	60.85	Pk	34.8	0	-38.29	57.36	-	-	68.2	-10.84	184	244	H
5	5.46	48.53	RMS	34.8	1.35	-38.29	46.39	54	-7.61	-	-	184	244	H
4	5.461777	66.05	Pk	34.8	0	-38.28	62.57	-	-	68.2	-5.63	184	244	H
3	5.47	61.4	Pk	34.8	0	-38.39	57.81	-	-	68.2	-10.39	184	244	H
7	5.47	47.53	RMS	34.8	1.35	-38.39	45.29	-	-	-	-	184	244	H

Pk - Peak detector
RMS - RMS detection

UL VERIFICATION SERVICES
47173 Benicia Street, Fremont, CA 94538; USA TEL:(510) 319-4000 FAX:(510) 661-0888
This report shall not be reproduced except in full, without the written approval of UL VERIFICATION SERVICES

VERTICAL RESULT

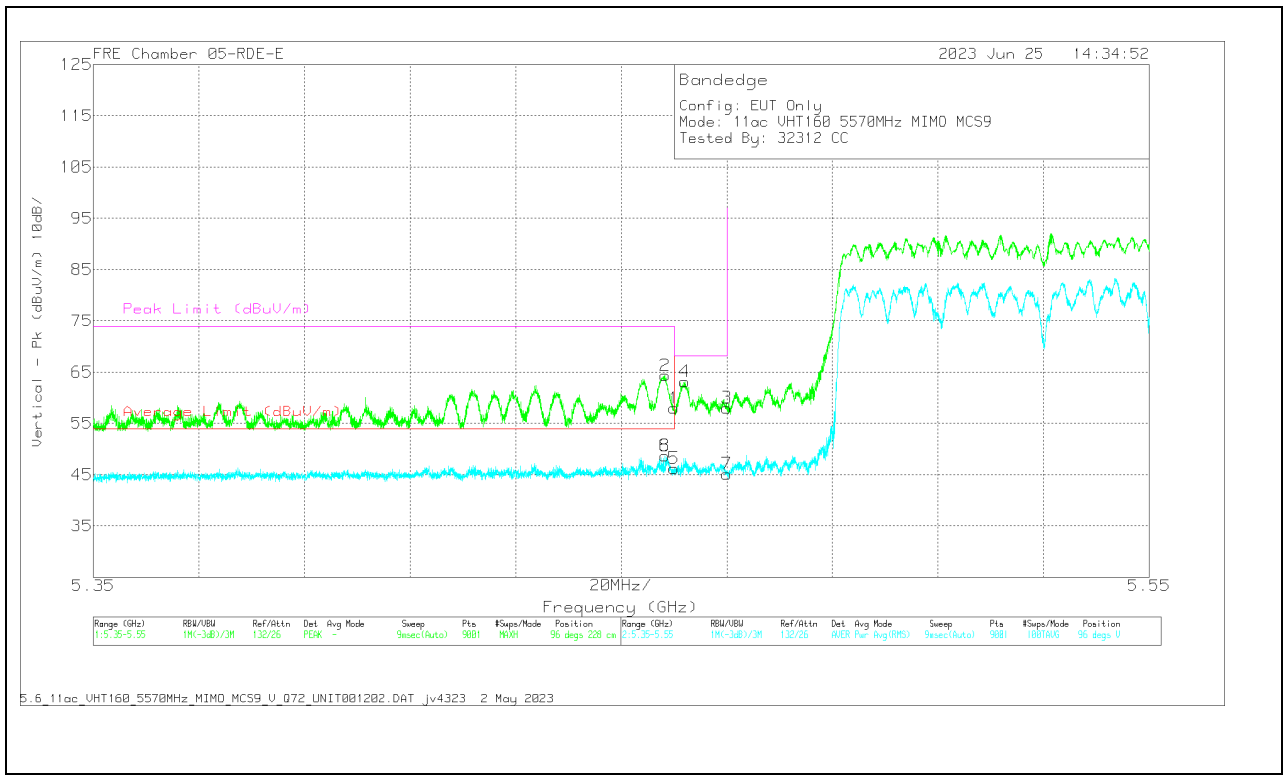

Marker	Frequency (GHz)	Meter Reading (dBuV)	Det	226671 ACF (dB) 3mH	DCCF (dB)	Gain/Loss (dB)	Corrected Reading (dBuV/m)	Average Limit (dBuV/m)	Margin (dB)	Peak Limit (dBuV/m)	PK Margin (dB)	Azimuth (Degs)	Height (cm)	Polarity
1	5.46	61.47	Pk	34.8	0	-38.29	57.98	-	-	68.2	-10.22	96	228	V
2	5.45831	67.87	Pk	34.8	0	-38.31	64.36	-	-	74	-9.64	96	228	V
3	5.47	61.6	Pk	34.8	0	-38.39	58.01	-	-	68.2	-10.19	96	228	V
4	5.462021	66.62	Pk	34.8	0	-38.28	63.14	-	-	68.2	-5.06	96	228	V
5	5.46	48.32	RMS	34.8	1.35	-38.29	46.18	54	-7.82	-	-	96	228	V
6	5.458266	50.82	RMS	34.8	1.35	-38.31	48.66	54	-5.34	-	-	96	228	V
7	5.47	47.35	RMS	34.8	1.35	-38.39	45.11	-	-	-	-	96	228	V
8	5.458266	50.82	RMS	34.8	1.35	-38.31	48.66	54	-5.34	-	-	96	228	V

Pk - Peak detector
RMS - RMS detection

UL VERIFICATION SERVICES
47173 Benicia Street, Fremont, CA 94538; USA TEL:(510) 319-4000 FAX:(510) 661-0888
This report shall not be reproduced except in full, without the written approval of UL VERIFICATION SERVICES

1.1.43 5.6GHz, VHT160 2TX HARMONICS AND SPURIOUS EMISSIONS

LOW CHANNEL RESULTS

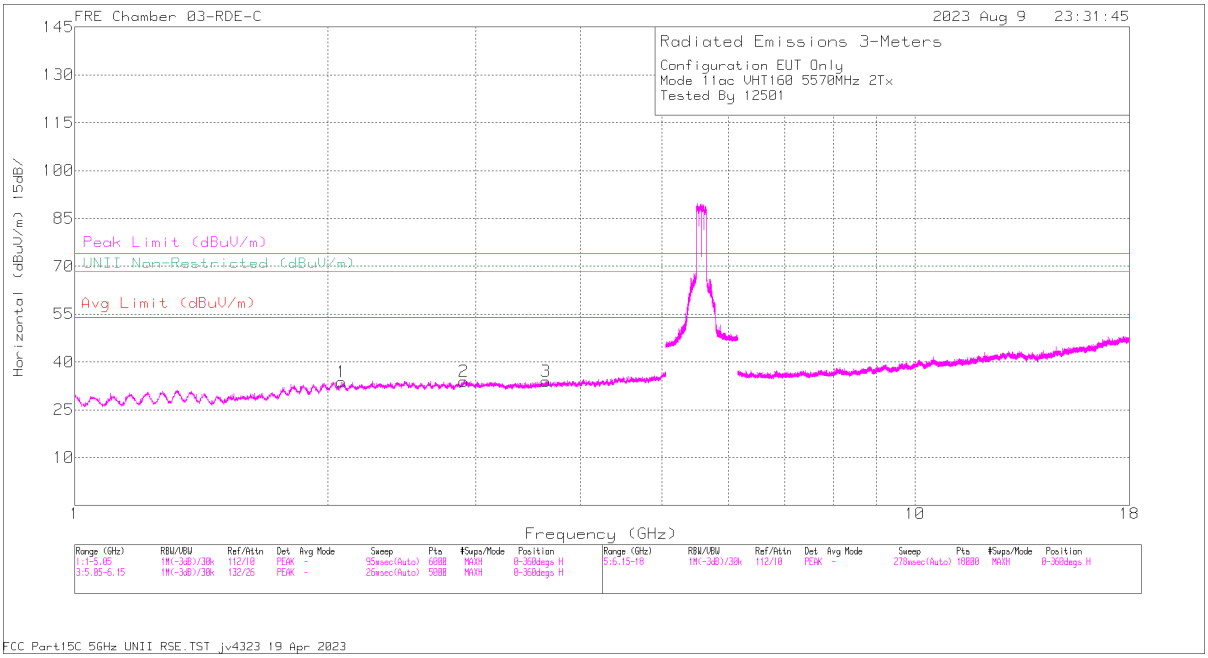

HORIZONTAL

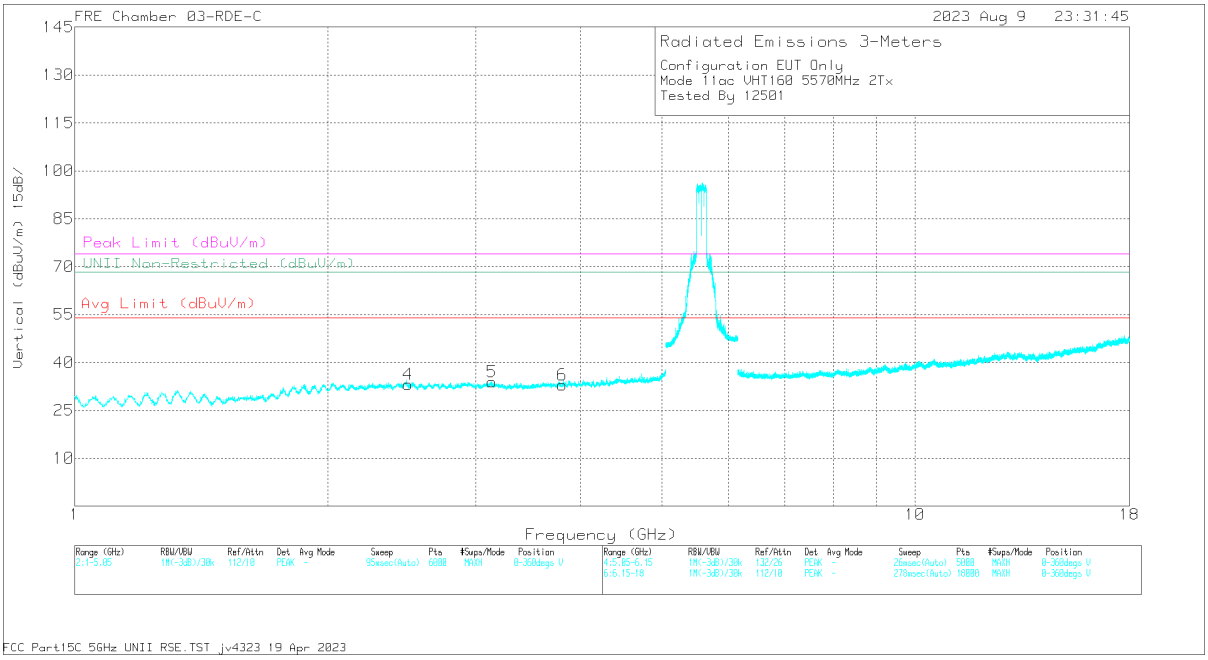

VERTICAL

UL VERIFICATION SERVICES
47173 Benicia Street, Fremont, CA 94538; USA TEL:(510) 319-4000 FAX:(510) 661-0888

This report shall not be reproduced except in full, without the written approval of UL VERIFICATION SERVICES

RADIATED EMISSIONS

Markers	Frequency (GHz)	Meter Reading (dBuV)	Det	226672 ACF (dB) 3mH	Gain/Loss (dB)	Corrected Reading (dBuV/m)	Avg Limit (dBuV/m)	Margin (dB)	Peak Limit (dBuV/m)	PK Margin (dB)	UNII Non-Restricted (dBuV/m)	PK Margin (dB)	Azimuth (Degs)	Height (cm)	Polarity
3	* 3.638616	56.75	PK-U	33.1	-46.2	43.65	-	-	74	-30.35	-	-	360	101	H
	* 3.636394	44.84	ADR	33.1	-46.2	31.74	54	-22.26	-	-	-	-	360	101	H
4	* 2.491925	59.18	PK-U	32.3	-48.21	43.27	-	-	74	-30.73	-	-	360	101	V
	* 2.490935	47.52	ADR	32.3	-48.3	31.52	54	-22.48	-	-	-	-	360	101	V
6	* 3.799749	56.25	PK-U	33.3	-46.1	43.45	-	-	74	-30.55	-	-	360	200	V
	* 3.80242	44.49	ADR	33.3	-46.16	31.63	54	-22.37	-	-	-	-	360	200	V
1	2.078512	59.7	PK-U	31.5	-48.1	43.1	-	-	-	-	68.2	-25.1	360	200	H
2	2.905178	58.51	PK-U	32.6	-47.5	43.61	-	-	-	-	68.2	-24.59	360	101	H
5	3.135603	57.44	PK-U	32.8	-46.64	43.6	-	-	-	-	68.2	-24.6	360	101	V

* - indicates frequency in CFR47 Pt 15 / IC RSS-Restricted Band
PK-U - U-NII: Maximum Peak
ADR - U-NII AD primary method, RMS average

UL VERIFICATION SERVICES
47173 Benicia Street, Fremont, CA 94538; USA TEL:(510) 319-4000 FAX:(510) 661-0888
This report shall not be reproduced except in full, without the written approval of UL VERIFICATION SERVICES

1.1.44 TX ABOVE 1 GHz 802.11ax HE20 MODE IN THE 5.6GHz BAND

1TX Antenna 6 MODE: 106-Tones, RU Index 53

BANDEDGE (LOW CHANNEL)

HORIZONTAL RESULT

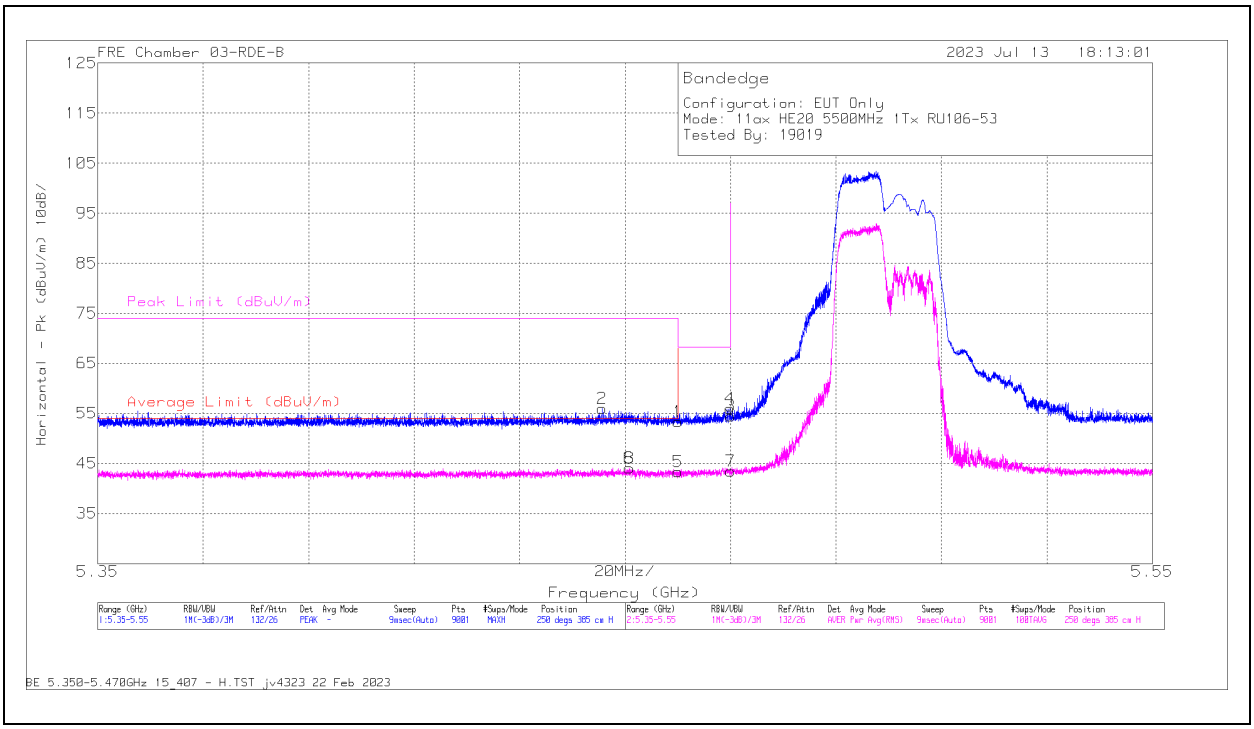

Marker	Frequency (GHz)	Meter Reading (dBuV)	Det	230300 ACF (dB/m)	DCCF (dB)	Gain/Loss (dB)	Corrected Reading (dBuV/m)	Average Limit (dBuV/m)	Margin (dB)	Peak Limit (dBuV/m)	PK Margin (dB)	Azimuth (Degs)	Height (cm)	Polarity
1	* 5.46	58.48	Pk	34.3	0	-39.4	53.38	-	-	68.2	-14.82	250	385	H
2	* 5.445621	61.12	Pk	34.3	0	-39.4	56.02	-	-	74	-17.98	250	385	H
5	* 5.46	47.87	RMS	34.3	.43	-39.4	43.20	54	-10.80	-	-	250	385	H
6	* 5.450821	48.54	RMS	34.3	.43	-39.32	43.95	54	-10.05	-	-	250	385	H
8	* 5.450821	48.54	RMS	34.3	.43	-39.32	43.95	54	-10.05	-	-	250	385	H
4	5.46991	61.08	Pk	34.3	0	-39.39	55.99	-	-	68.2	-12.21	250	385	H
3	5.47	59.61	Pk	34.3	0	-39.4	54.51	-	-	68.2	-13.69	250	385	H
7	5.47	48.05	RMS	34.3	.43	-39.4	43.38	-	-	-	-	250	385	H

* - indicates frequency in CFR47 Pt 15 / IC RSS-Restricted Band
Pk - Peak detector
RMS - RMS detection

UL VERIFICATION SERVICES
47173 Benicia Street, Fremont, CA 94538; USA TEL:(510) 319-4000 FAX:(510) 661-0888
This report shall not be reproduced except in full, without the written approval of UL VERIFICATION SERVICES

VERTICAL RESULT

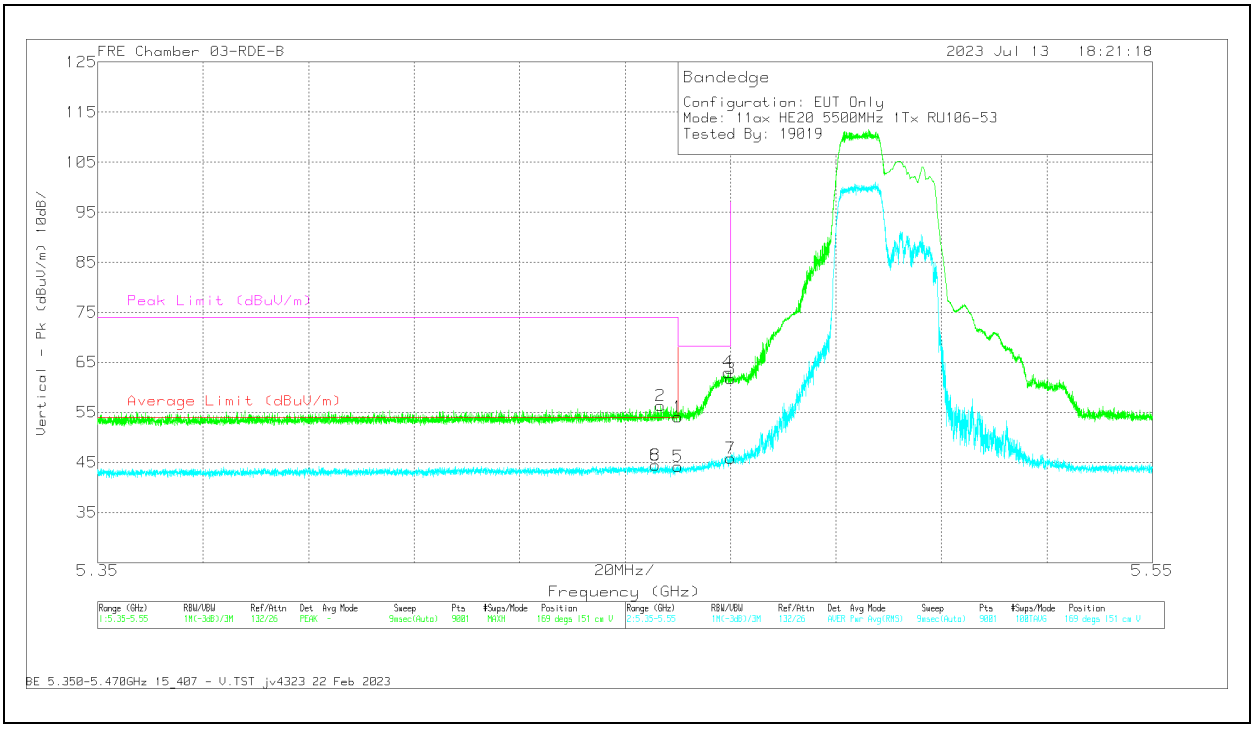

Marker	Frequency (GHz)	Meter Reading (dBuV)	Det	230300 ACF (dB/m)	DCCF (dB)	Gain/Loss (dB)	Corrected Reading (dBuV/m)	Average Limit (dBuV/m)	Margin (dB)	Peak Limit (dBuV/m)	PK Margin (dB)	Azimuth (Degs)	Height (cm)	Polarity
1	* 5.46	59.22	Pk	34.3	0	-39.4	54.12	-	-	68.2	-14.08	169	151	V
2	* 5.456688	61.44	Pk	34.3	0	-39.4	56.34	-	-	74	-17.66	169	151	V
5	* 5.46	48.79	RMS	34.3	.43	-39.4	44.12	54	-9.88	-	-	169	151	V
6	* 5.455777	49.1	RMS	34.3	.43	-39.4	44.43	54	-9.57	-	-	169	151	V
8	* 5.455777	49.1	RMS	34.3	.43	-39.4	44.43	54	-9.57	-	-	169	151	V
4	5.46951	68.09	Pk	34.3	0	-39.35	63.04	-	-	68.2	-5.16	169	151	V
3	5.47	66.78	Pk	34.3	0	-39.4	61.68	-	-	68.2	-6.52	169	151	V
7	5.47	50.45	RMS	34.3	.43	-39.4	45.78	-	-	-	-	169	151	V

* - indicates frequency in CFR47 Pt 15 / IC RSS-Restricted Band
Pk - Peak detector
RMS - RMS detection

UL VERIFICATION SERVICES
47173 Benicia Street, Fremont, CA 94538; USA TEL:(510) 319-4000 FAX:(510) 661-0888
This report shall not be reproduced except in full, without the written approval of UL VERIFICATION SERVICES

1TX Antenna 6 MODE: 106-Tones, RU Index 54

BANDEDGE (HIGH CHANNEL)

HORIZONTAL RESULT

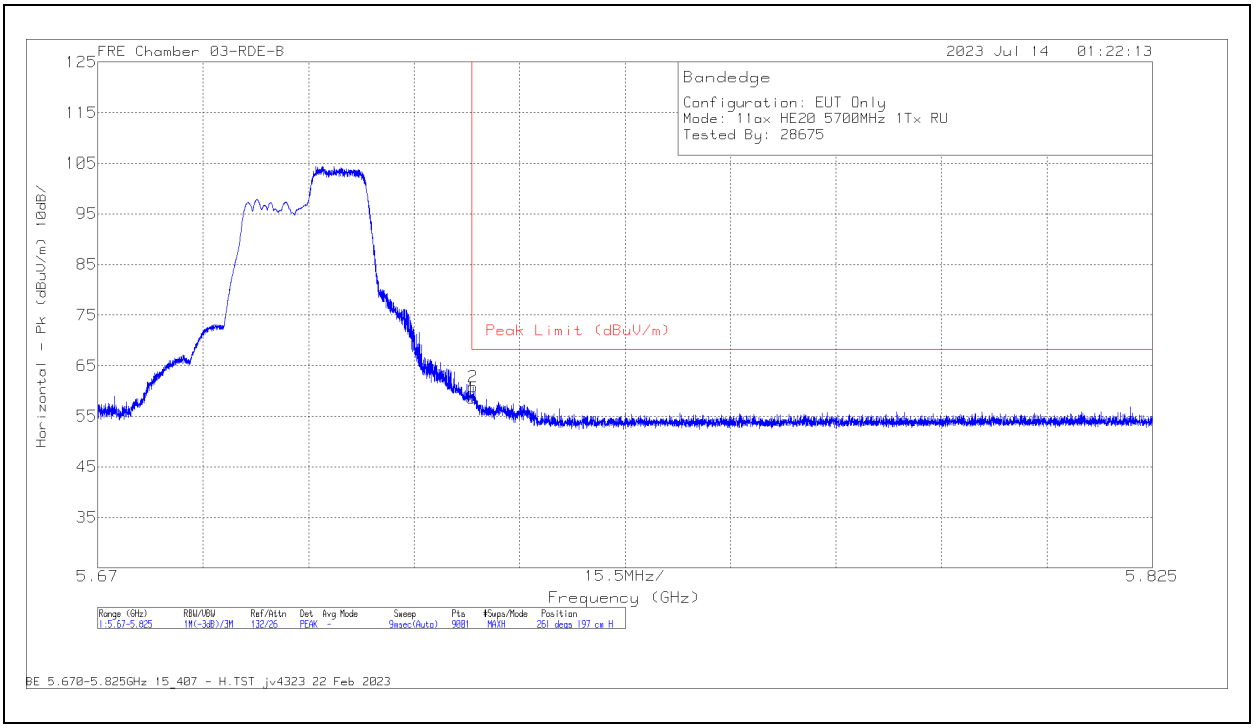

Marker	Frequency (GHz)	Meter Reading (dBuV)	Det	230300 ACF (dB/m)	DCCF (dB)	Gain/Loss (dB)	Corrected Reading (dBuV/m)	Peak Limit (dBuV/m)	PK Margin (dB)	Azimuth (Degs)	Height (cm)	Polarity
1	5.725	62.93	Pk	34.5	0	-38.8	58.63	68.2	-9.57	261	197	H
2	5.725162	65.11	Pk	34.5	0	-38.78	60.83	68.2	-7.37	261	197	H

Pk - Peak detector

UL VERIFICATION SERVICES
47173 Benicia Street, Fremont, CA 94538; USA TEL:(510) 319-4000 FAX:(510) 661-0888
This report shall not be reproduced except in full, without the written approval of UL VERIFICATION SERVICES

VERTICAL RESULT

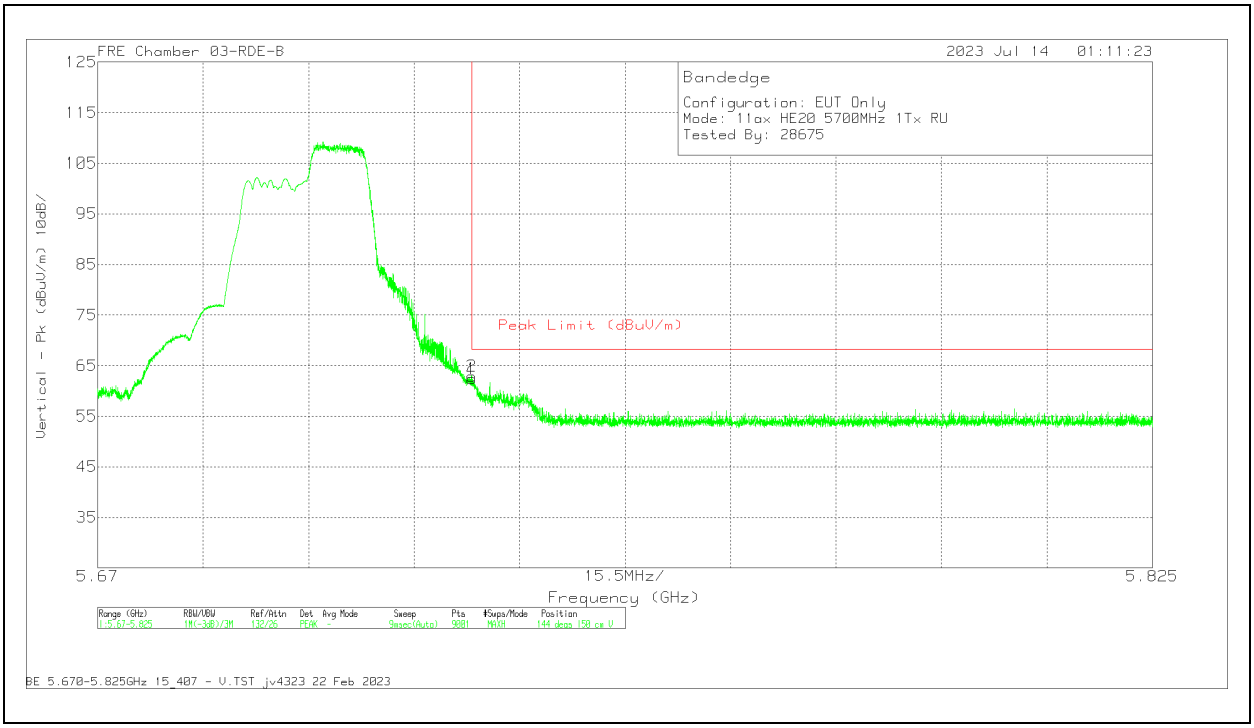

Marker	Frequency (GHz)	Meter Reading (dBuV)	Det	230300 ACF (dB/m)	DCCF (dB)	Gain/Loss (dB)	Corrected Reading (dBuV/m)	Peak Limit (dBuV/m)	PK Margin (dB)	Azimuth (Degs)	Height (cm)	Polarity
1	5.725	66.68	Pk	34.5	0	-38.8	62.38	68.2	-5.82	144	150	V
2	5.725007	67.25	Pk	34.5	0	-38.8	62.95	68.2	-5.25	144	150	V

Pk - Peak detector

UL VERIFICATION SERVICES
47173 Benicia Street, Fremont, CA 94538; USA TEL:(510) 319-4000 FAX:(510) 661-0888

This report shall not be reproduced except in full, without the written approval of UL VERIFICATION SERVICES

1TX Antenna 6 MODE: SU, Single User

BANDEDGE (LOW CHANNEL)

HORIZONTAL RESULT

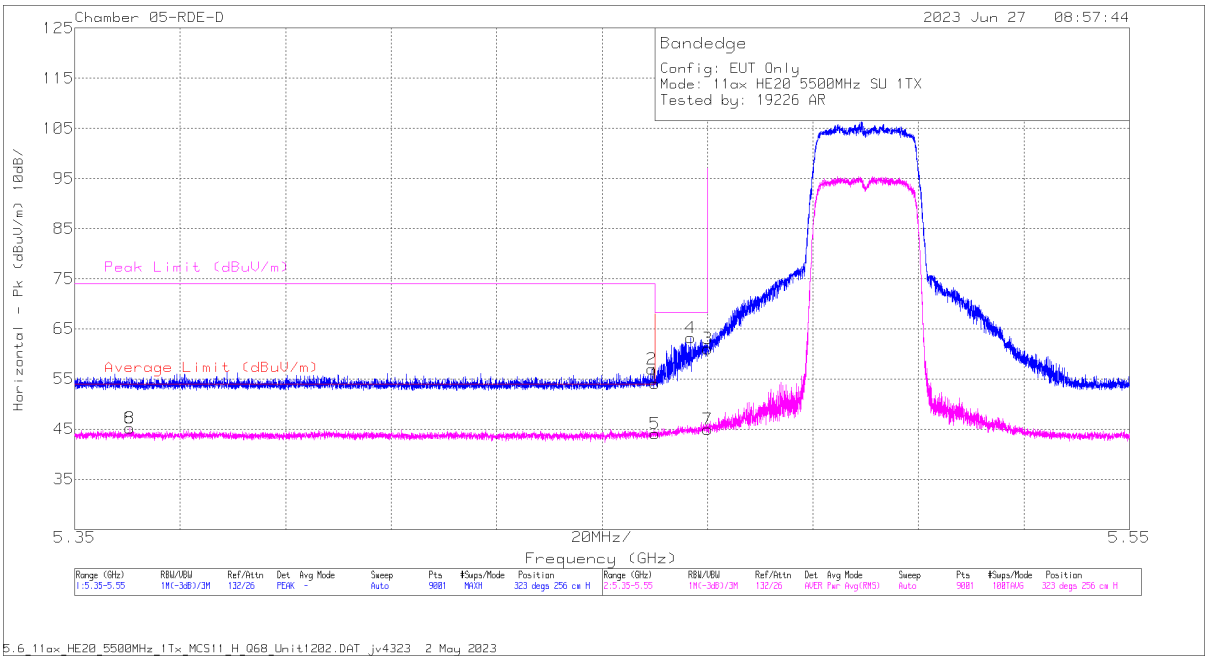

Marker	Frequency (GHz)	Meter Reading (dBuV)	Det	80402 ACF(dB) - 3mH	DCCF (dB)	Gain/Loss (dB)	Corrected Reading (dBuV/m)	Average Limit (dBuV/m)	Margin (dB)	Peak Limit (dBuV/m)	PK Margin (dB)	Azimuth (Degs)	Height (cm)	Polarity
6	5.360422	48.28	RMS	34.7	.61	-38.37	45.22	54	-8.78	-	-	323	256	H
8	5.360422	48.28	RMS	34.7	.61	-38.37	45.22	54	-8.78	-	-	323	256	H
2	5.459421	60.51	Pk	34.7	0	-38.19	57.02	-	-	74	-16.98	323	256	H
1	5.46	57.53	Pk	34.7	0	-38.18	54.05	-	-	68.2	-14.15	323	256	H
5	5.46	46.96	RMS	34.7	.61	-38.18	44.09	54	-9.91	-	-	323	256	H
4	5.466799	66.6	Pk	34.7	0	-38.07	63.23	-	-	68.2	-4.97	323	256	H
3	5.47	64.62	Pk	34.7	0	-38.28	61.04	-	-	68.2	-7.16	323	256	H
7	5.47	47.92	RMS	34.7	.61	-38.28	44.95	-	-	-	-	323	256	H

Pk - Peak detector
RMS - RMS detection

UL VERIFICATION SERVICES
47173 Benicia Street, Fremont, CA 94538; USA TEL:(510) 319-4000 FAX:(510) 661-0888
This report shall not be reproduced except in full, without the written approval of UL VERIFICATION SERVICES

VERTICAL RESULT

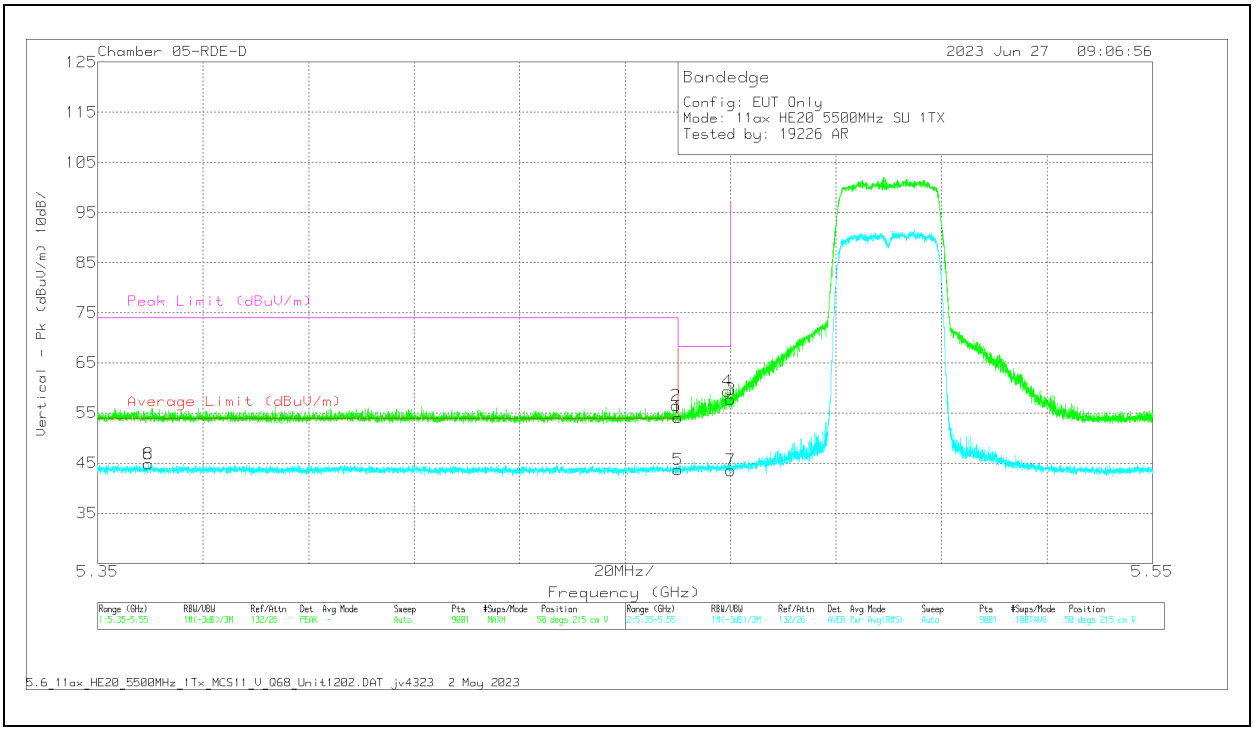

Marker	Frequency (GHz)	Meter Reading (dBuV)	Det	80402 ACF(dB) - 3mH	DCCF (dB)	Gain/Loss (dB)	Corrected Reading (dBuV/m)	Average Limit (dBuV/m)	Margin (dB)	Peak Limit (dBuV/m)	PK Margin (dB)	Azimuth (Degs)	Height (cm)	Polarity
6	5.359578	47.95	RMS	34.7	.61	-38.41	44.85	54	-9.15	-	-	50	215	V
8	5.359578	47.95	RMS	34.7	.61	-38.41	44.85	54	-9.15	-	-	50	215	V
2	5.459643	60	Pk	34.7	0	-38.19	56.51	-	-	74	-17.49	50	215	V
1	5.46	57.64	Pk	34.7	0	-38.18	54.16	-	-	68.2	-14.04	50	215	V
5	5.46	46.61	RMS	34.7	.61	-38.18	43.74	54	-10.26	-	-	50	215	V
4	5.469443	62.85	Pk	34.7	0	-38.19	59.36	-	-	68.2	-8.84	50	215	V
3	5.47	61.35	Pk	34.7	0	-38.28	57.77	-	-	68.2	-10.43	50	215	V
7	5.47	46.5	RMS	34.7	.61	-38.28	43.53	-	-	-	-	50	215	V

Pk - Peak detector
RMS - RMS detection

UL VERIFICATION SERVICES
47173 Benicia Street, Fremont, CA 94538; USA TEL:(510) 319-4000 FAX:(510) 661-0888
This report shall not be reproduced except in full, without the written approval of UL VERIFICATION SERVICES

BANDEDGE (HIGH CHANNEL)

HORIZONTAL RESULT

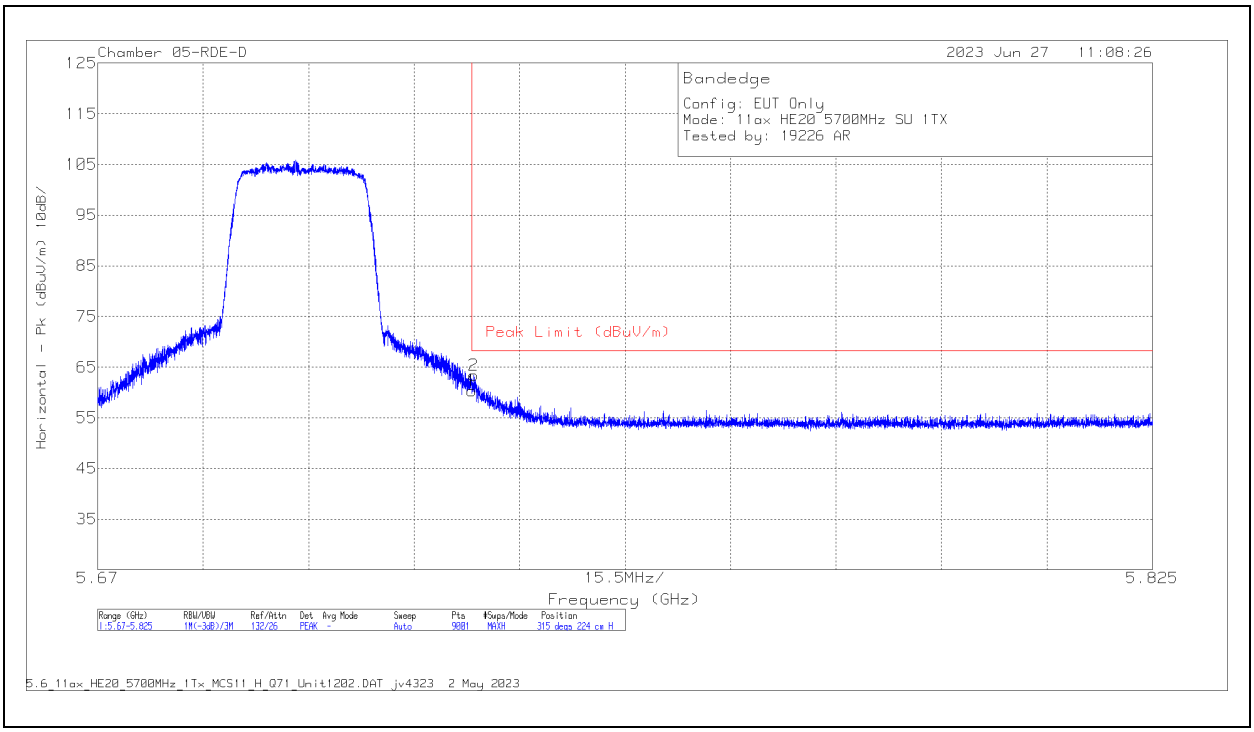

Marker	Frequency (GHz)	Meter Reading (dBuV)	Det	80402 ACF(dB) - 3mH	Gain/Loss (dB)	Corrected Reading (dBuV/m)	Peak Limit (dBuV/m)	PK Margin (dB)	Azimuth (Degs)	Height (cm)	Polarity
1	5.725	63.23	Pk	34.8	-37.67	60.36	68.2	-7.84	315	224	H
2	5.725265	66.3	Pk	34.8	-37.64	63.46	68.2	-4.74	315	224	H

Pk - Peak detector

UL VERIFICATION SERVICES
47173 Benicia Street, Fremont, CA 94538; USA TEL:(510) 319-4000 FAX:(510) 661-0888

This report shall not be reproduced except in full, without the written approval of UL VERIFICATION SERVICES

VERTICAL RESULT

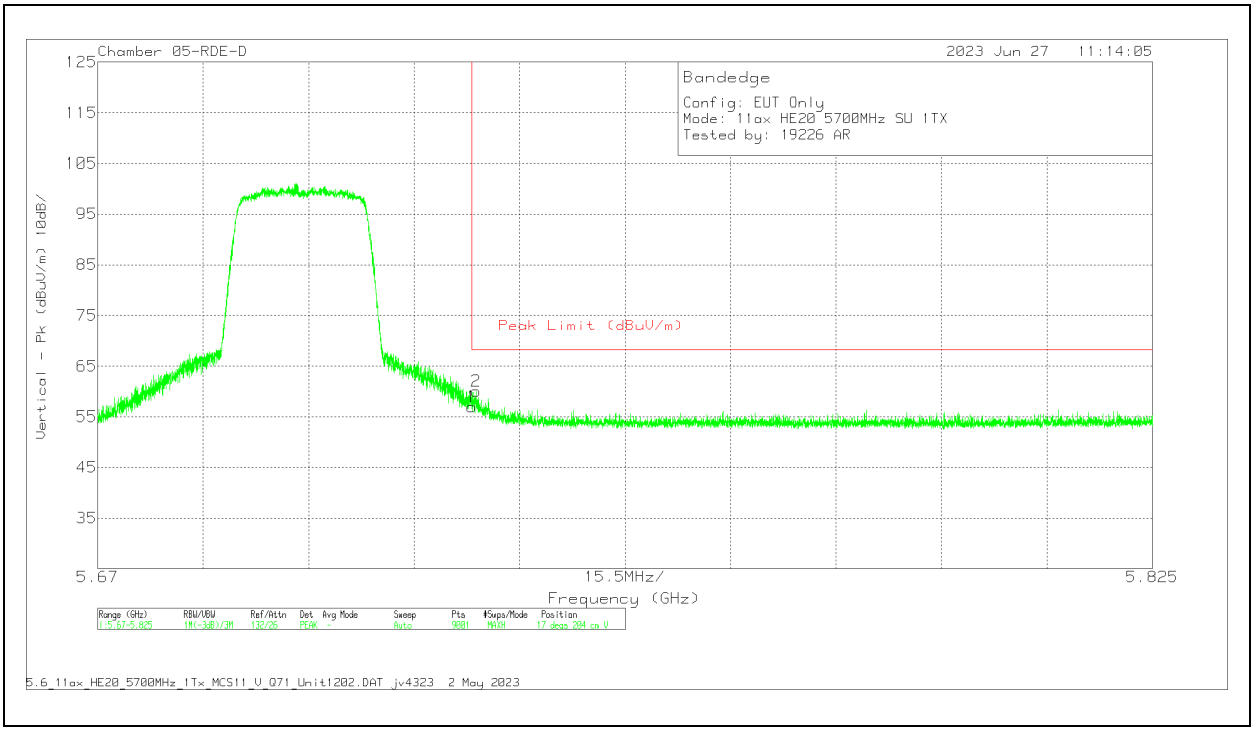

Marker	Frequency (GHz)	Meter Reading (dBuV)	Det	80402 ACF(dB) - 3mH	Gain/Loss (dB)	Corrected Reading (dBuV/m)	Peak Limit (dBuV/m)	PK Margin (dB)	Azimuth (Degs)	Height (cm)	Polarity
1	5.725	59.9	Pk	34.8	-37.67	57.03	68.2	-11.17	17	204	V
2	5.725593	62.85	Pk	34.8	-37.59	60.06	68.2	-8.14	17	204	V

Pk - Peak detector

UL VERIFICATION SERVICES
47173 Benicia Street, Fremont, CA 94538; USA TEL:(510) 319-4000 FAX:(510) 661-0888

This report shall not be reproduced except in full, without the written approval of UL VERIFICATION SERVICES

1TX Antenna 5 MODE: 106-Tones, RU Index 53

BANDEDGE (LOW CHANNEL)

HORIZONTAL RESULT

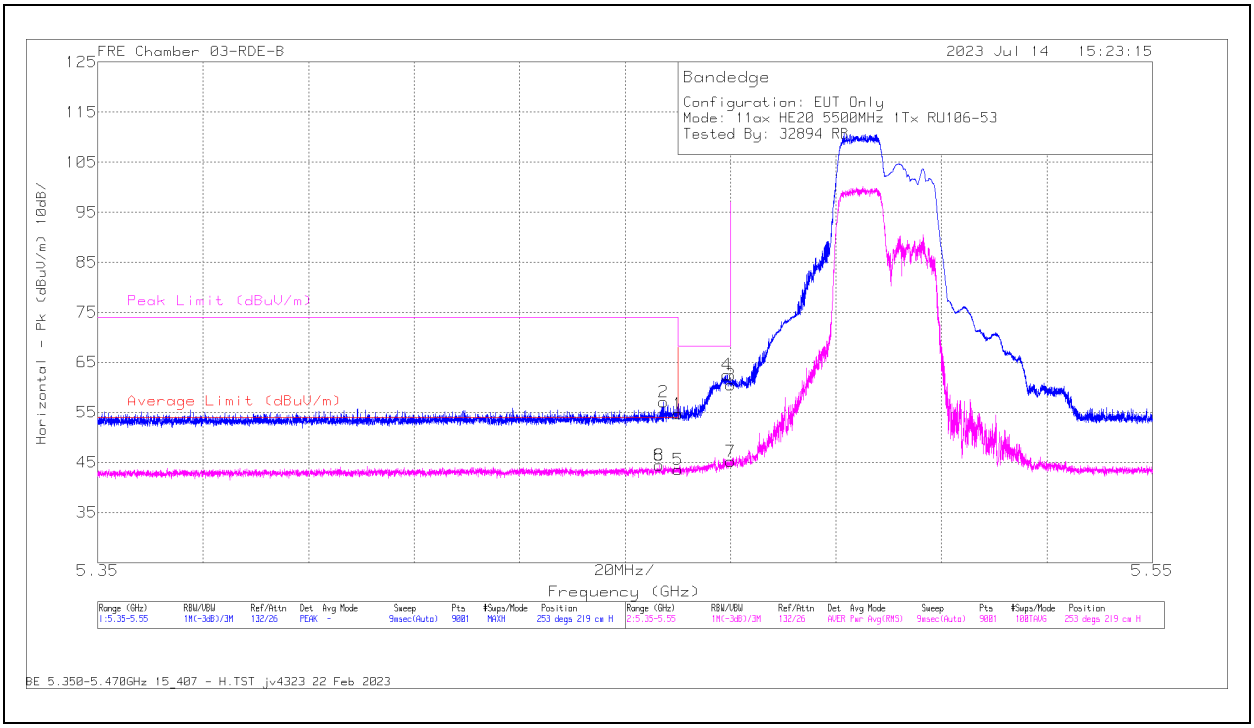

Marker	Frequency (GHz)	Meter Reading (dBuV)	Det	230300 ACF (dB/m)	DCCF (dB)	Gain/Loss (dB)	Corrected Reading (dBuV/m)	Average Limit (dBuV/m)	Margin (dB)	Peak Limit (dBuV/m)	PK Margin (dB)	Azimuth (Degs)	Height (cm)	Polarity
1	* 5.46	59.86	Pk	34.3	0	-39.4	54.76	-	-	68.2	-13.44	253	219	H
2	* 5.457243	62.18	Pk	34.3	0	-39.4	57.08	-	-	74	-16.92	253	219	H
5	* 5.46	48.36	RMS	34.3	.43	-39.4	43.68	54	-10.32	-	-	253	219	H
6	* 5.456421	49.15	RMS	34.3	.43	-39.4	44.48	54	-9.52	-	-	253	219	H
8	* 5.456421	49.15	RMS	34.3	.43	-39.4	44.48	54	-9.52	-	-	253	219	H
4	5.469354	67.58	Pk	34.3	0	-39.34	62.54	-	-	68.2	-5.66	253	219	H
3	5.47	65.57	Pk	34.3	0	-39.4	60.47	-	-	68.2	-7.73	253	219	H
7	5.47	49.99	RMS	34.3	.43	-39.4	45.36	-	-	-	-	253	219	H

* - indicates frequency in CFR47 Pt 15 / IC RSS-Restricted Band
Pk - Peak detector
RMS - RMS detection

UL VERIFICATION SERVICES
47173 Benicia Street, Fremont, CA 94538; USA TEL:(510) 319-4000 FAX:(510) 661-0888
This report shall not be reproduced except in full, without the written approval of UL VERIFICATION SERVICES

VERTICAL RESULT

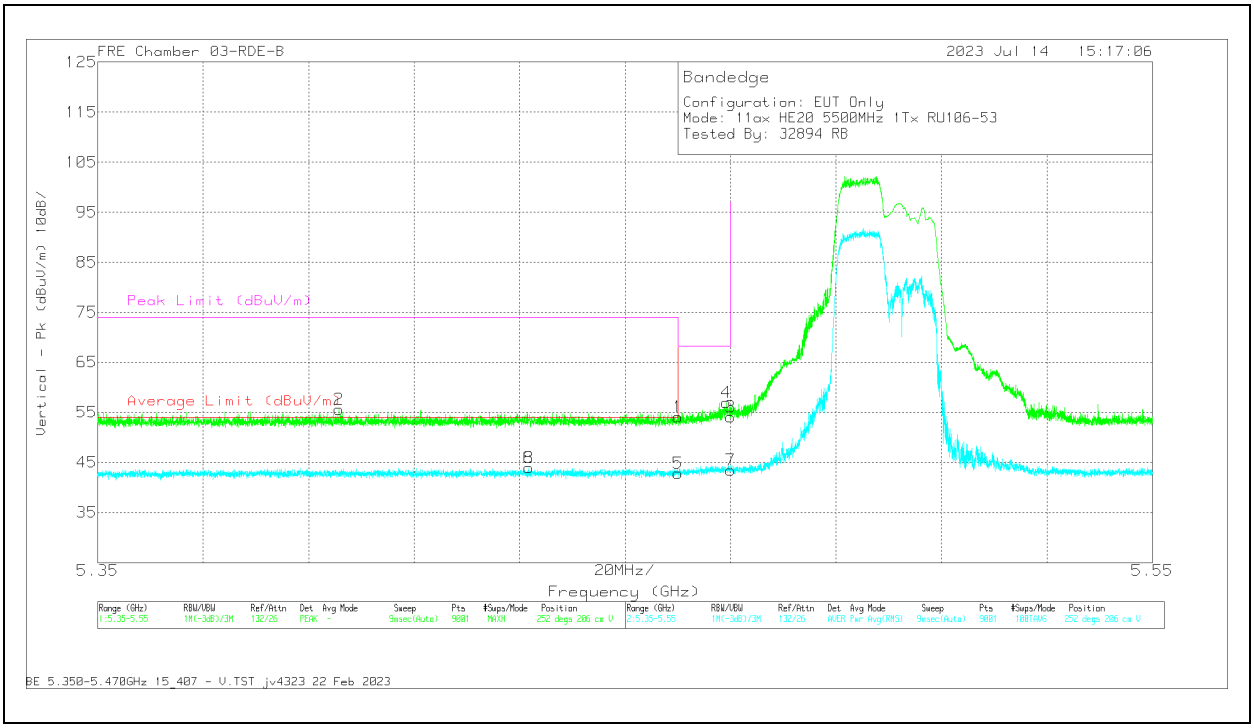

Marker	Frequency (GHz)	Meter Reading (dBuV)	Det	230300 ACF (dB/m)	DCCF (dB)	Gain/Loss (dB)	Corrected Reading (dBuV/m)	Average Limit (dBuV/m)	Margin (dB)	Peak Limit (dBuV/m)	PK Margin (dB)	Azimuth (Degs)	Height (cm)	Polarity
1	* 5.46	59.17	Pk	34.3	0	-39.4	54.07	-	-	68.2	-14.13	252	206	V
2	* 5.395733	60.66	Pk	34.4	0	-39.5	55.56	-	-	74	-18.44	252	206	V
5	* 5.46	47.55	RMS	34.3	.43	-39.4	42.88	54	-11.12	-	-	252	206	V
6	* 5.43171	48.65	RMS	34.3	.43	-39.4	43.98	54	-10.02	-	-	252	206	V
8	* 5.43171	48.65	RMS	34.3	.43	-39.4	43.98	54	-10.02	-	-	252	206	V
4	5.469221	61.97	Pk	34.3	0	-39.32	56.95	-	-	68.2	-11.25	252	206	V
3	5.47	59.2	Pk	34.3	0	-39.4	54.1	-	-	68.2	-14.1	252	206	V
7	5.47	48.24	RMS	34.3	.43	-39.4	43.57	-	-	-	-	252	206	V

* - indicates frequency in CFR47 Pt 15 / IC RSS-Restricted Band
Pk - Peak detector
RMS - RMS detection

UL VERIFICATION SERVICES
47173 Benicia Street, Fremont, CA 94538; USA TEL:(510) 319-4000 FAX:(510) 661-0888
This report shall not be reproduced except in full, without the written approval of UL VERIFICATION SERVICES

1TX Antenna 5 MODE: 106-Tones, RU Index 54

BANDEDGE (HIGH CHANNEL)

HORIZONTAL RESULT

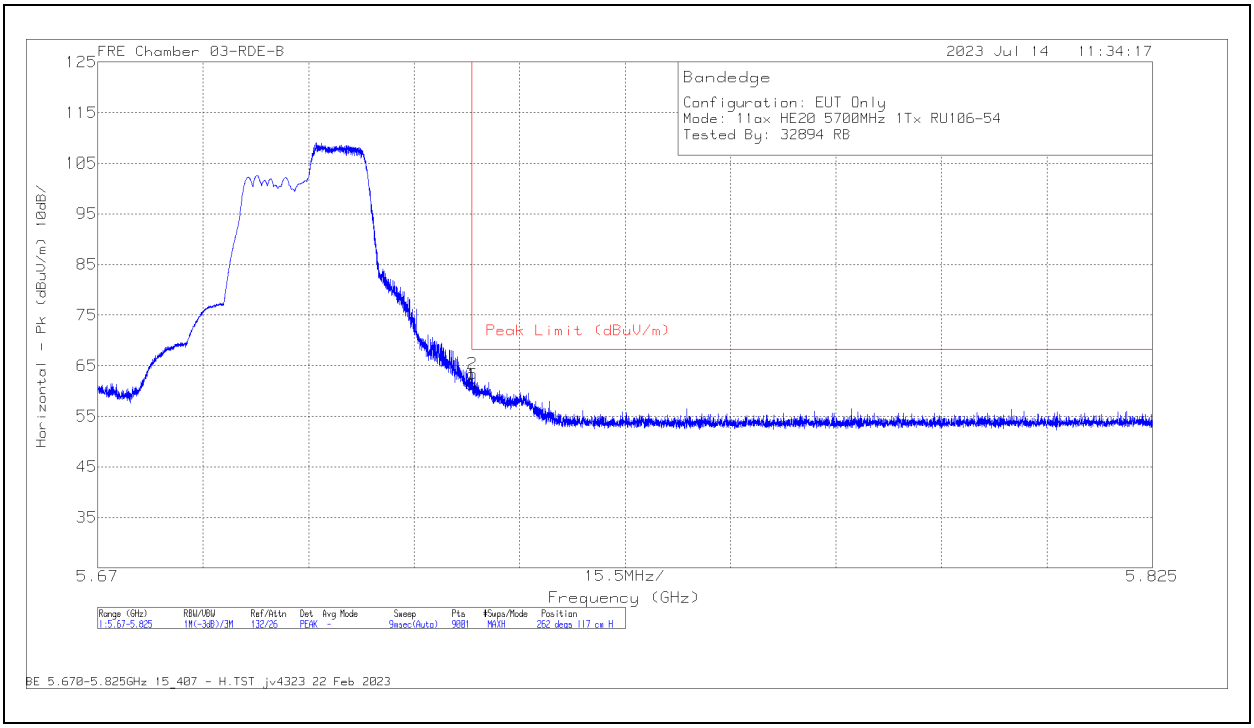

Marker	Frequency (GHz)	Meter Reading (dBuV)	Det	230300 ACF (dB/m)	DCCF (dB)	Gain/Loss (dB)	Corrected Reading (dBuV/m)	Peak Limit (dBuV/m)	PK Margin (dB)	Azimuth (Degs)	Height (cm)	Polarity
1	5.725	65.64	Pk	34.5	0	-38.8	61.34	68.2	-6.86	262	117	H
2	5.725076	67.68	Pk	34.5	0	-38.79	63.39	68.2	-4.81	262	117	H

Pk - Peak detector

UL VERIFICATION SERVICES
47173 Benicia Street, Fremont, CA 94538; USA TEL:(510) 319-4000 FAX:(510) 661-0888
This report shall not be reproduced except in full, without the written approval of UL VERIFICATION SERVICES

VERTICAL RESULT

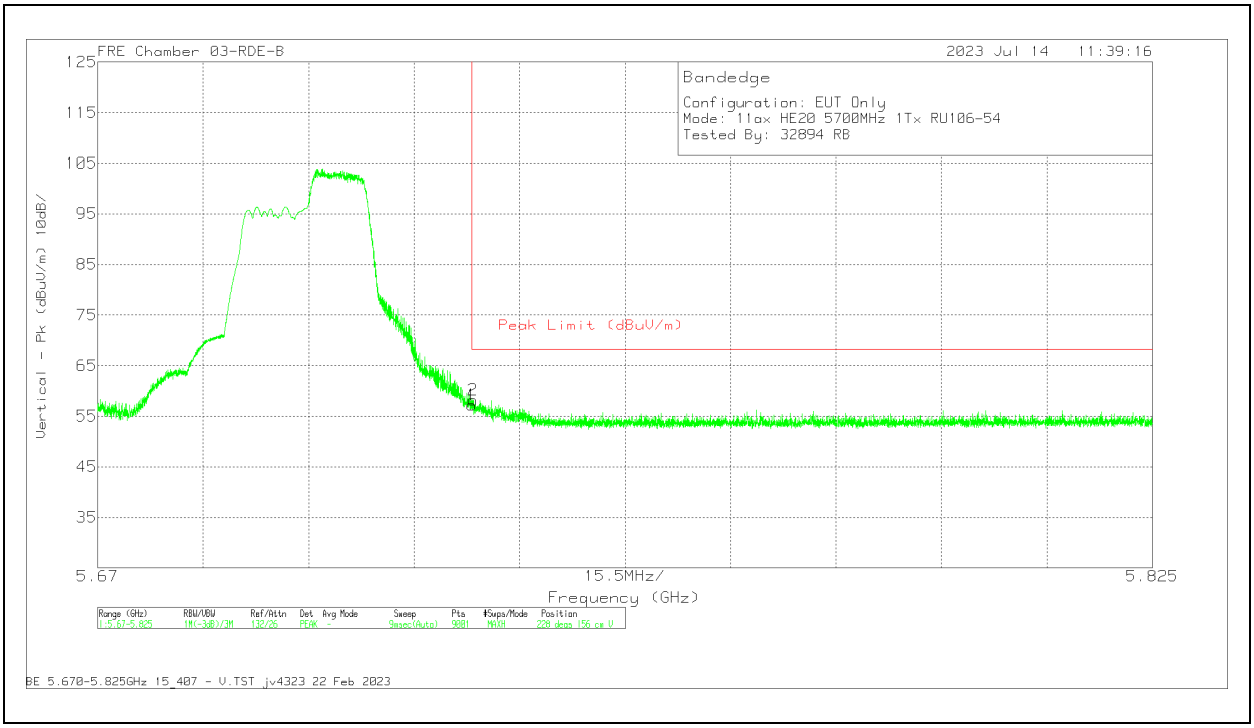

Marker	Frequency (GHz)	Meter Reading (dBuV)	Det	230300 ACF (dB/m)	DCCF (dB)	Gain/Loss (dB)	Corrected Reading (dBuV/m)	Peak Limit (dBuV/m)	PK Margin (dB)	Azimuth (Degs)	Height (cm)	Polarity
1	5.725	61.47	Pk	34.5	0	-38.8	57.17	68.2	-11.03	228	156	V
2	5.725128	62.5	Pk	34.5	0	-38.79	58.21	68.2	-9.99	228	156	V

Pk - Peak detector

UL VERIFICATION SERVICES
47173 Benicia Street, Fremont, CA 94538; USA TEL:(510) 319-4000 FAX:(510) 661-0888

This report shall not be reproduced except in full, without the written approval of UL VERIFICATION SERVICES

1TX Antenna 5 MODE: SU, Single User

BANDEDGE (LOW CHANNEL)

HORIZONTAL RESULT

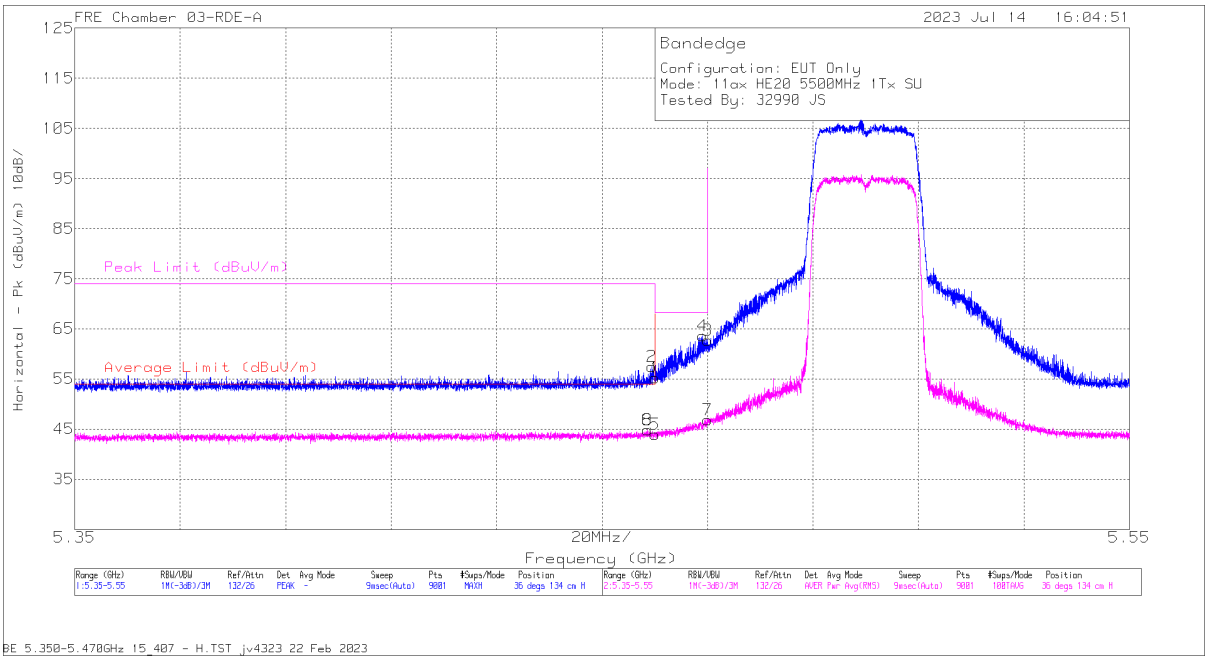

Marker	Frequency (GHz)	Meter Reading (dBuV)	Det	200897 ACF (dB) 3mH	DCCF (dB)	Gain/Loss (dB)	Corrected Reading (dBuV/m)	Average Limit (dBuV/m)	Margin (dB)	Peak Limit (dBuV/m)	PK Margin (dB)	Azimuth (Degs)	Height (cm)	Polarity
1	* 5.46	59.15	Pk	34.4	0	-38.35	55.2	-	-	68.2	-13	36	134	H
2	* 5.459488	61.46	Pk	34.4	0	-38.36	57.5	-	-	74	-16.5	36	134	H
5	* 5.46	47.27	RMS	34.4	.61	-38.35	43.93	54	-10.07	-	-	36	134	H
6	* 5.458577	48.25	RMS	34.4	.61	-38.36	44.90	54	-9.10	-	-	36	134	H
8	* 5.458577	48.25	RMS	34.4	.61	-38.36	44.90	54	-9.10	-	-	36	134	H
4	5.469088	67.49	Pk	34.4	0	-38.32	63.57	-	-	68.2	-4.63	36	134	H
3	5.47	66.66	Pk	34.4	0	-38.3	62.76	-	-	68.2	-5.44	36	134	H
7	5.47	50.18	RMS	34.4	.61	-38.3	46.89	-	-	-	-	36	134	H

* - indicates frequency in CFR47 Pt 15 / IC RSS-Restricted Band
Pk - Peak detector
RMS - RMS detection

UL VERIFICATION SERVICES
47173 Benicia Street, Fremont, CA 94538; USA TEL:(510) 319-4000 FAX:(510) 661-0888
This report shall not be reproduced except in full, without the written approval of UL VERIFICATION SERVICES

VERTICAL RESULT

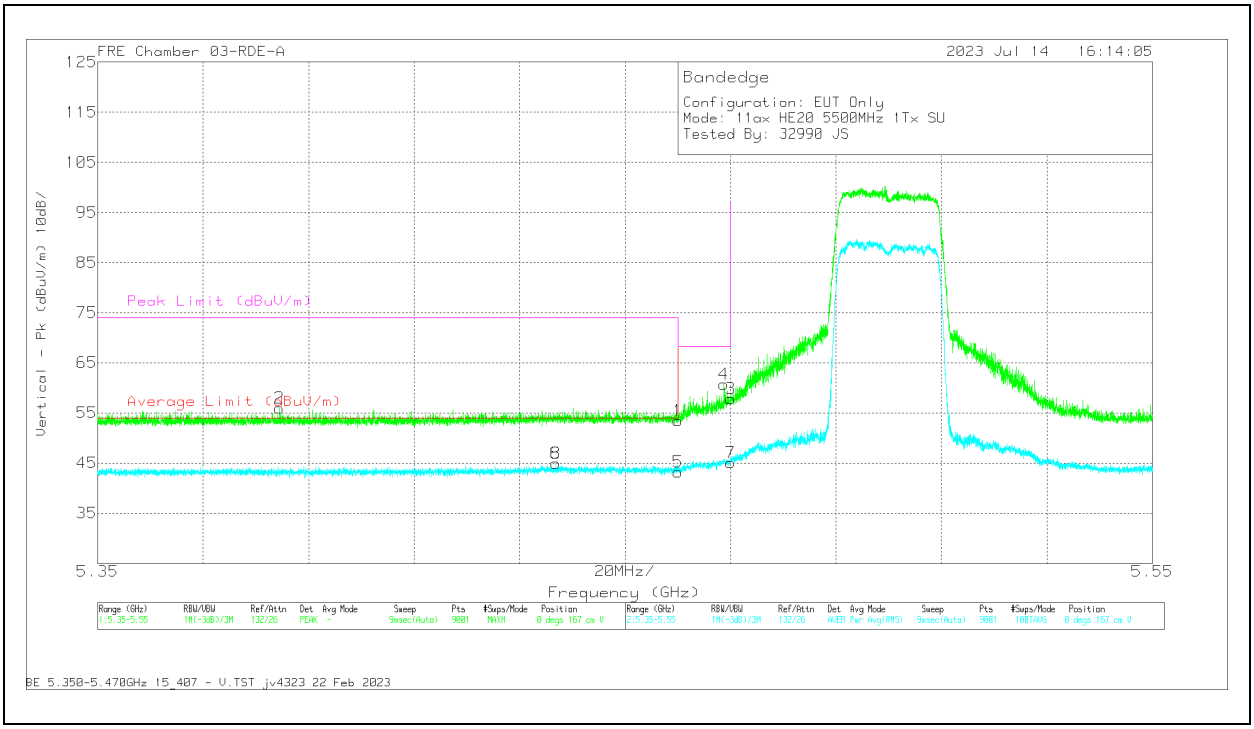

Marker	Frequency (GHz)	Meter Reading (dBuV)	Det	200897 ACF (dB) 3mH	DCCF (dB)	Gain/Loss (dB)	Corrected Reading (dBuV/m)	Average Limit (dBuV/m)	Margin (dB)	Peak Limit (dBuV/m)	PK Margin (dB)	Azimuth (Degs)	Height (cm)	Polarity
1	* 5.46	57.39	Pk	34.4	0	-38.35	53.44	-	-	68.2	-14.76	0	167	V
2	* 5.384489	59.99	Pk	34.4	0	-38.42	55.97	-	-	74	-18.03	0	167	V
5	* 5.46	46.6	RMS	34.4	.61	-38.35	43.26	54	-10.74	-	-	0	167	V
6	* 5.436888	48.28	RMS	34.4	.61	-38.34	44.95	54	-9.05	-	-	0	167	V
8	* 5.436888	48.28	RMS	34.4	.61	-38.34	44.95	54	-9.05	-	-	0	167	V
4	5.468688	64.7	Pk	34.4	0	-38.32	60.78	-	-	68.2	-7.42	0	167	V
3	5.47	61.79	Pk	34.4	0	-38.3	57.89	-	-	68.2	-10.31	0	167	V
7	5.47	48.36	RMS	34.4	.61	-38.3	45.07	-	-	-	-	0	167	V

* - indicates frequency in CFR47 Pt 15 / IC RSS-Restricted Band
Pk - Peak detector
RMS - RMS detection

UL VERIFICATION SERVICES
47173 Benicia Street, Fremont, CA 94538; USA TEL:(510) 319-4000 FAX:(510) 661-0888
This report shall not be reproduced except in full, without the written approval of UL VERIFICATION SERVICES

BANDEDGE (HIGH CHANNEL)

HORIZONTAL RESULT

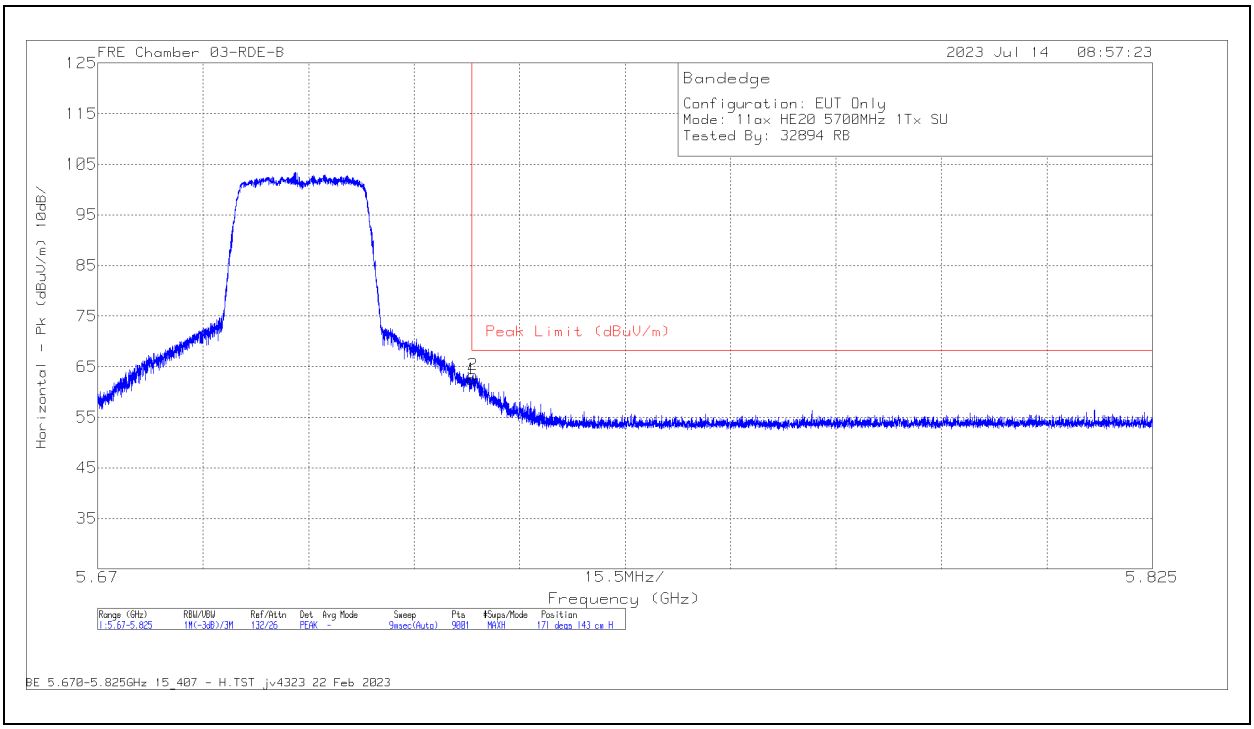

Marker	Frequency (GHz)	Meter Reading (dBuV)	Det	230300 ACF (dB/m)	DCCF (dB)	Gain/Loss (dB)	Corrected Reading (dBuV/m)	Peak Limit (dBuV/m)	PK Margin (dB)	Azimuth (Degs)	Height (cm)	Polarity
1	5.725	66.89	Pk	34.5	0	-38.8	62.59	68.2	-5.61	171	143	H
2	5.725128	67.73	Pk	34.5	0	-38.79	63.44	68.2	-4.76	171	143	H

Pk - Peak detector

UL VERIFICATION SERVICES
47173 Benicia Street, Fremont, CA 94538; USA TEL:(510) 319-4000 FAX:(510) 661-0888

This report shall not be reproduced except in full, without the written approval of UL VERIFICATION SERVICES

VERTICAL RESULT

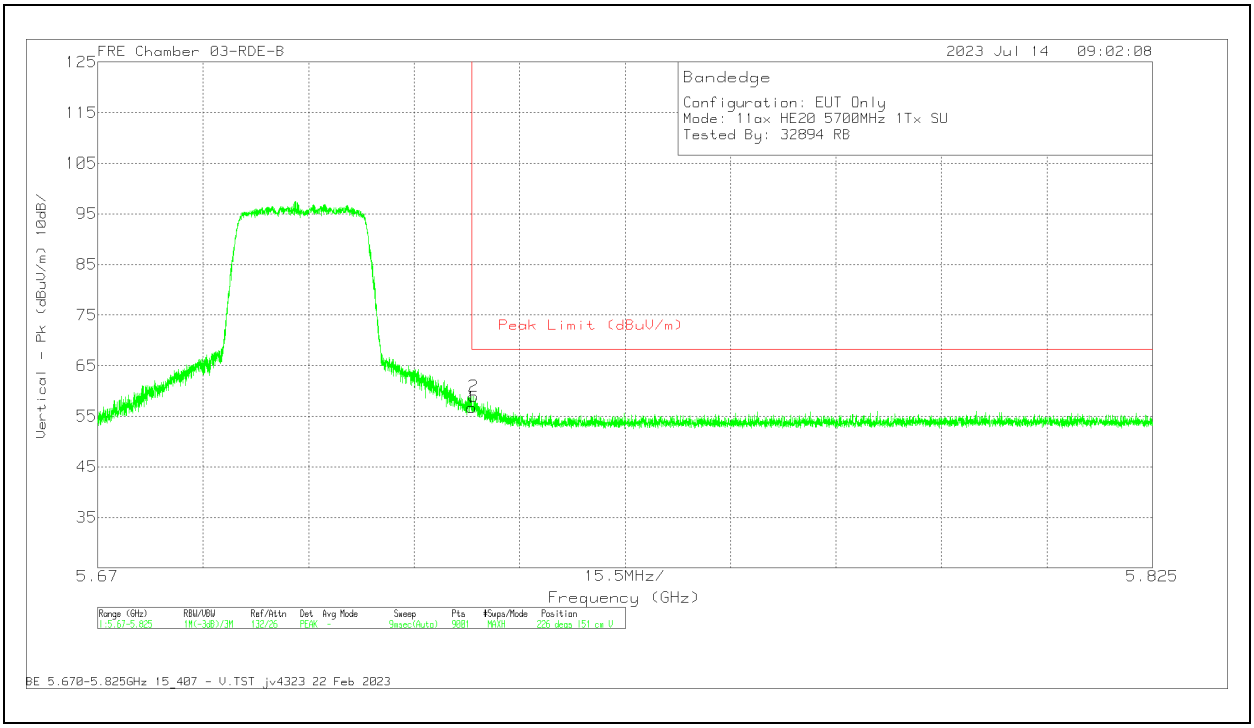

Marker	Frequency (GHz)	Meter Reading (dBuV)	Det	230300 ACF (dB/m)	DCCF (dB)	Gain/Loss (dB)	Corrected Reading (dBuV/m)	Peak Limit (dBuV/m)	PK Margin (dB)	Azimuth (Degs)	Height (cm)	Polarity
1	5.725	61.02	Pk	34.5	0	-38.8	56.72	68.2	-11.48	226	151	V
2	5.725231	63.21	Pk	34.5	0	-38.78	58.93	68.2	-9.27	226	151	V

Pk - Peak detector

UL VERIFICATION SERVICES
47173 Benicia Street, Fremont, CA 94538; USA TEL:(510) 319-4000 FAX:(510) 661-0888

This report shall not be reproduced except in full, without the written approval of UL VERIFICATION SERVICES

2TX Antenna 6 + Antenna 5 OFDMA MODE: 106-Tones, RU Index 53

BANDEDGE (LOW CHANNEL)

HORIZONTAL RESULT

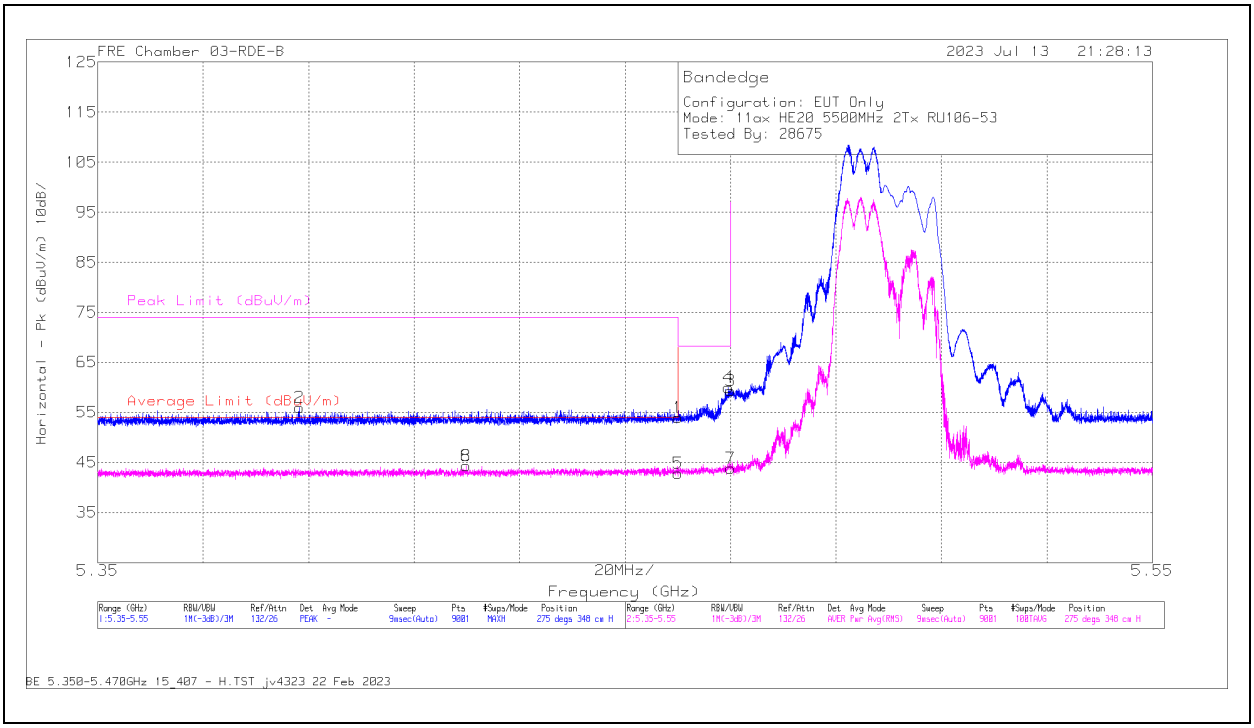

Marker	Frequency (GHz)	Meter Reading (dBuV)	Det	230300 ACF (dB/m)	DCCF (dB)	Gain/Loss (dB)	Corrected Reading (dBuV/m)	Average Limit (dBuV/m)	Margin (dB)	Peak Limit (dBuV/m)	PK Margin (dB)	Azimuth (Degs)	Height (cm)	Polarity
1	59.06	Pk	34.3	0	-39.4	53.96	-	-	68.2	-14.24	275	348	H	59.06
2	61.08	Pk	34.4	0	-39.5	55.98	-	-	74	-18.02	275	348	H	61.08
5	47.4	RMS	34.3	0.43	-39.4	42.73	54	-11.27	-	-	275	348	H	47.4
6	48.96	RMS	34.3	0.43	-39.5	44.19	54	-9.81	-	-	275	348	H	48.96
8	48.96	RMS	34.3	0.43	-39.5	44.19	54	-9.81	-	-	275	348	H	48.96
4	65.02	Pk	34.3	0	-39.36	59.96	-	-	68.2	-8.24	275	348	H	65.02
3	64.41	Pk	34.3	0	-39.4	59.31	-	-	68.2	-8.89	275	348	H	64.41
7	48.42	RMS	34.3	0.43	-39.4	43.75	-	-	-	-	275	348	H	48.42

* - indicates frequency in CFR47 Pt 15 / IC RSS-Restricted Band
Pk - Peak detector
RMS - RMS detection

UL VERIFICATION SERVICES
47173 Benicia Street, Fremont, CA 94538; USA TEL:(510) 319-4000 FAX:(510) 661-0888
This report shall not be reproduced except in full, without the written approval of UL VERIFICATION SERVICES