VERTICAL RESULT

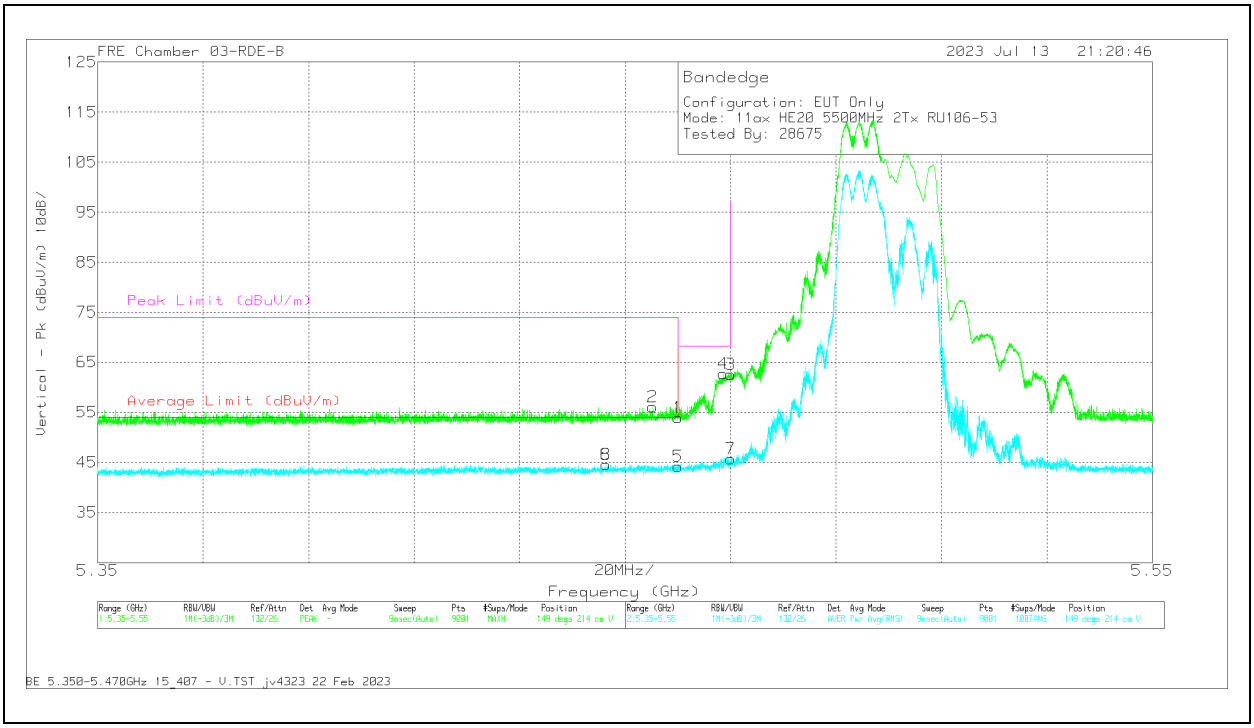

Marker	Frequency (GHz)	Meter Reading (dBuV)	Det	230300 ACF (dB/m)	DCCF (dB)	Gain/Loss (dB)	Corrected Reading (dBuV/m)	Average Limit (dBuV/m)	Margin (dB)	Peak Limit (dBuV/m)	PK Margin (dB)	Azimuth (Degs)	Height (cm)	Polarity
1	* 5.46	59.07	Pk	34.3	0	-39.4	53.97	-	-	68.2	-14.23	149	214	V
2	* 5.455221	61.21	Pk	34.3	0	-39.4	56.11	-	-	74	-17.89	149	214	V
5	* 5.46	48.74	RMS	34.3	.43	-39.4	44.07	54	-9.93	-	-	149	214	V
6	* 5.446332	49.16	RMS	34.3	.43	-39.4	44.49	54	-9.51	-	-	149	214	V
8	* 5.446332	49.16	RMS	34.3	.43	-39.4	44.49	54	-9.51	-	-	149	214	V
4	5.468577	67.75	Pk	34.3	0	-39.34	62.71	-	-	68.2	-5.49	149	214	V
3	5.47	67.72	Pk	34.3	0	-39.4	62.62	-	-	68.2	-5.58	149	214	V
7	5.47	50.27	RMS	34.3	.43	-39.4	45.60	-	-	-	-	149	214	V

* - indicates frequency in CFR47 Pt 15 / IC RSS-Restricted Band
Pk - Peak detector
RMS - RMS detection

UL VERIFICATION SERVICES
47173 Benicia Street, Fremont, CA 94538; USA TEL:(510) 319-4000 FAX:(510) 661-0888
This report shall not be reproduced except in full, without the written approval of UL VERIFICATION SERVICES

1.1.45 5.6GHz Band HARMONICS AND SPURIOUS EMISSIONS, 2TX HE20 RU MODE

LOW CHANNEL RESULTS

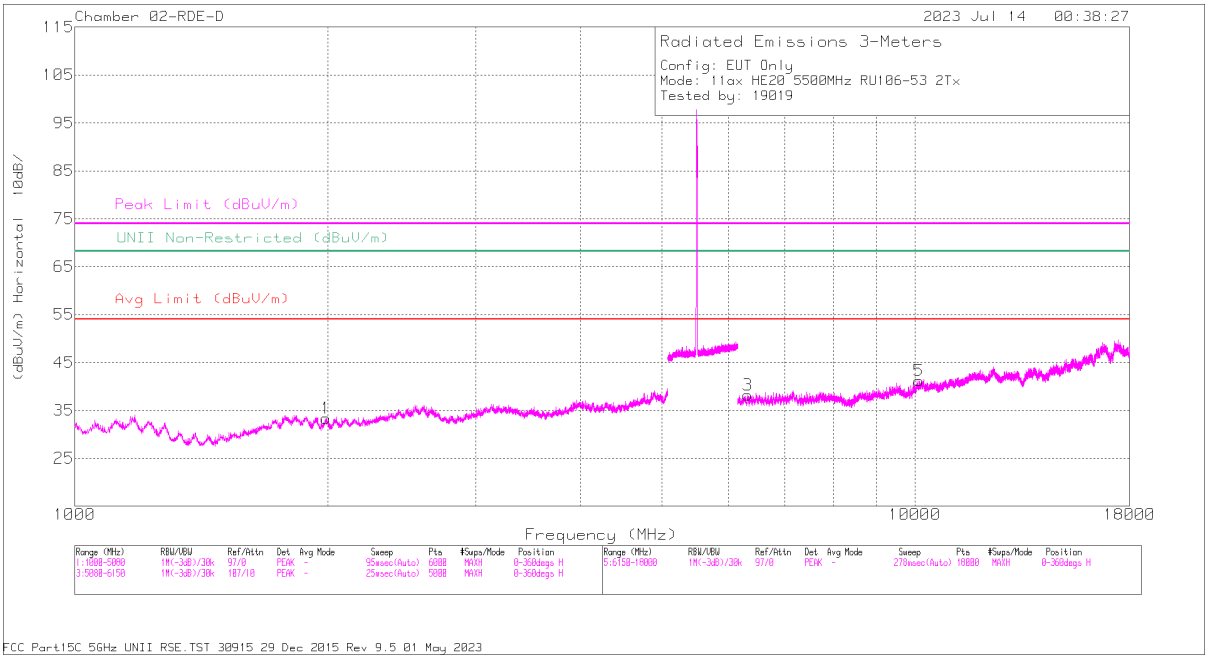

HORIZONTAL

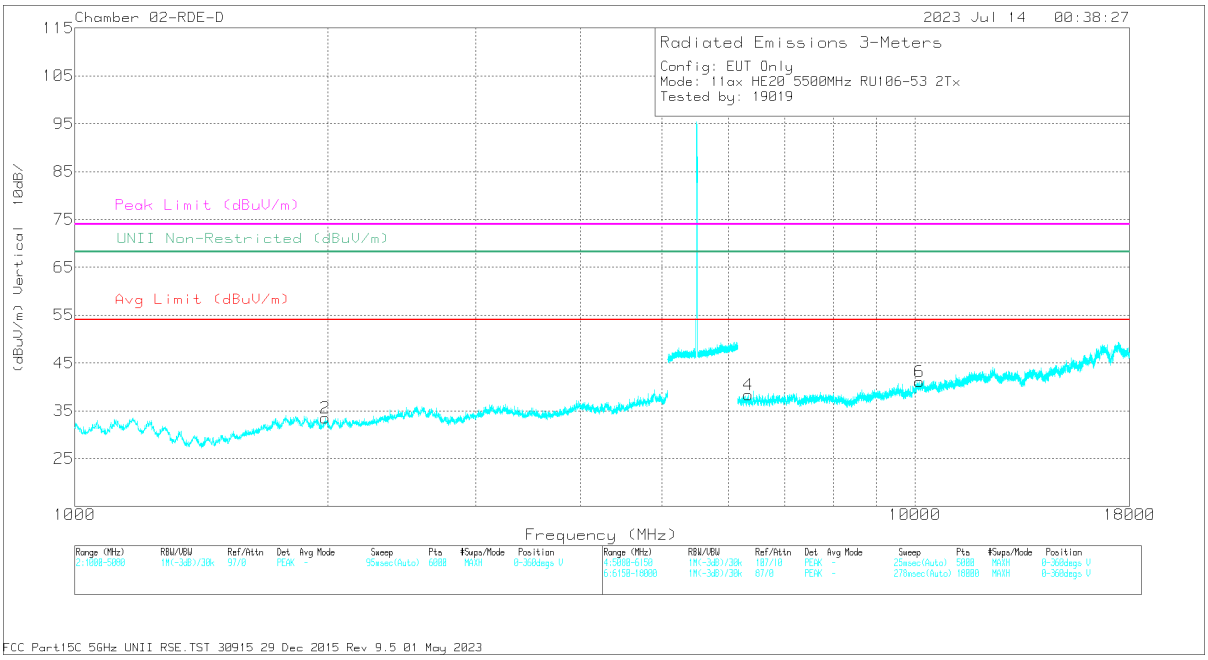

VERTICAL

UL VERIFICATION SERVICES
47173 Benicia Street, Fremont, CA 94538; USA TEL:(510) 319-4000 FAX:(510) 661-0888

This report shall not be reproduced except in full, without the written approval of UL VERIFICATION SERVICES

RADIATED EMISSIONS

Marker	Frequency (MHz)	Meter Reading (dBuV)	Det	200896 ACF(dB/m)	Amp/Cbl/ Fltr/Pad (dB)	Corrected Reading (dBuV/m)	UNII Non-Restricted (dBuV/m)	PK Margin (dB)	Azimuth (Degs)	Height (cm)	Polarity
1	1987.982	40.86	PK-U	31.2	-28.8	43.26	68.2	-24.94	193	138	H
2	1988.531	40.55	PK-U	31.2	-28.7	43.05	68.2	-25.15	110	117	V
3	6327.251	36.76	PK-U	35.4	-24	48.16	68.2	-20.04	203	147	H
4	6329.356	36.62	PK-U	35.4	-24	48.02	68.2	-20.18	131	176	V
5	10111.293	33.85	PK-U	37.3	-20.5	50.65	68.2	-17.55	287	262	H
6	10116.145	34.02	PK-U	37.3	-20.3	51.02	68.2	-17.18	90	262	V

PK-U - U-NII: Maximum Peak
ADR - U-NII AD primary method, RMS average

UL VERIFICATION SERVICES
47173 Benicia Street, Fremont, CA 94538; USA TEL:(510) 319-4000 FAX:(510) 661-0888
This report shall not be reproduced except in full, without the written approval of UL VERIFICATION SERVICES

MID CHANNEL RESULTS

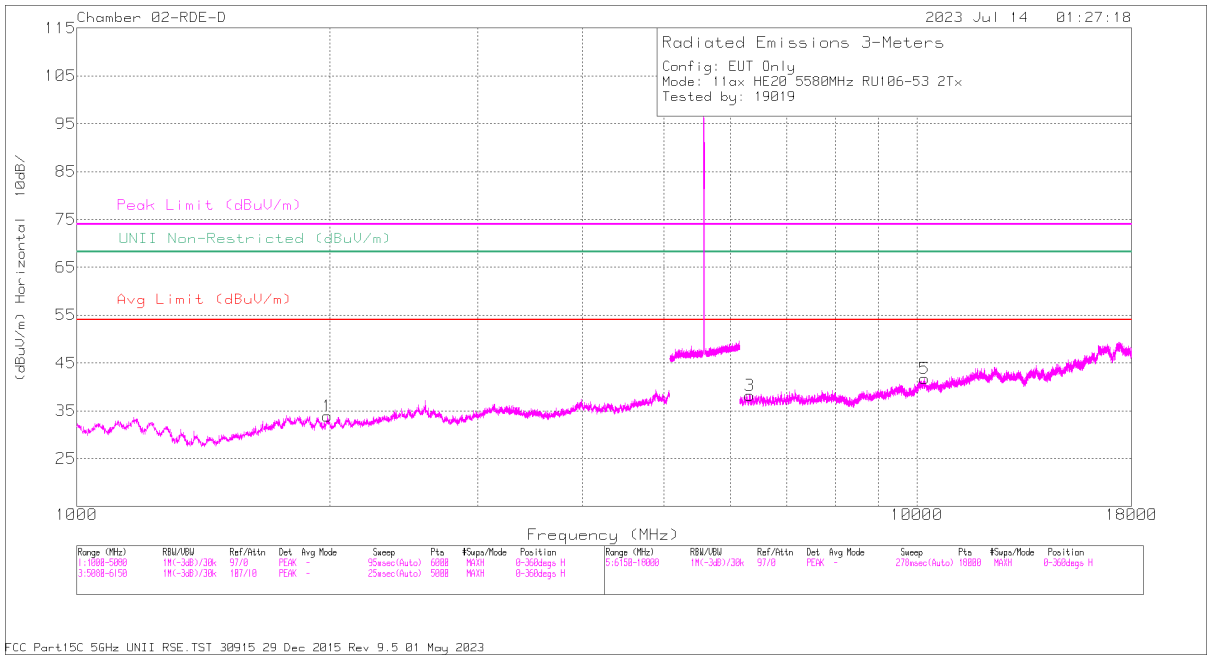

HORIZONTAL

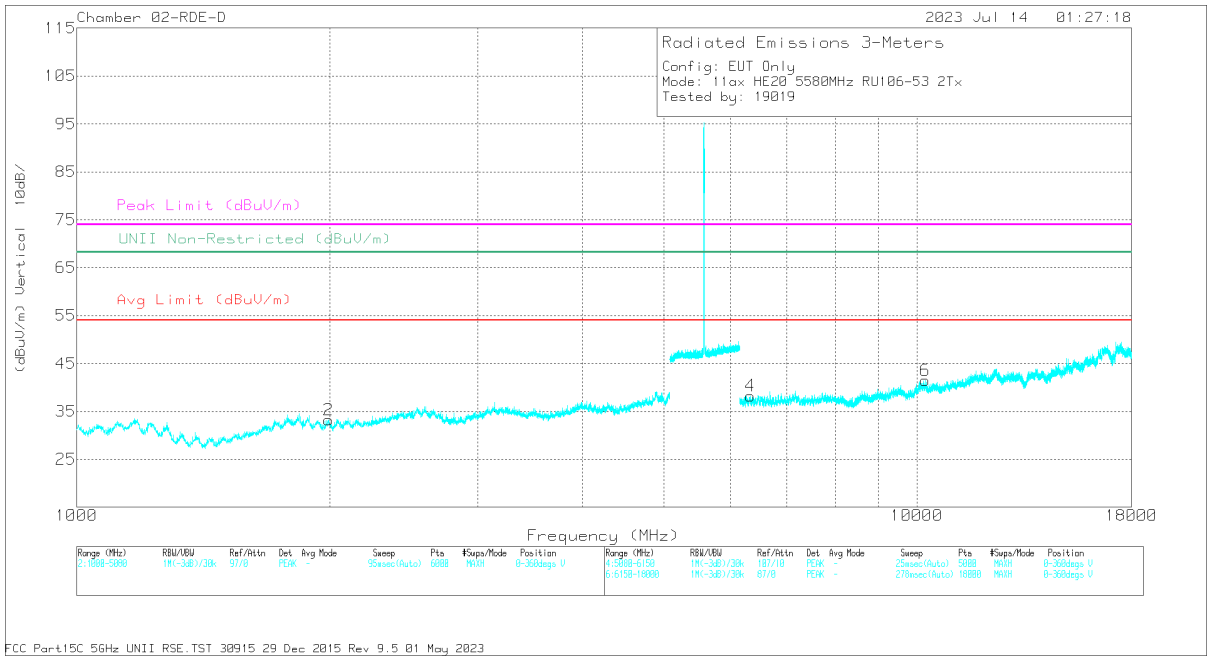

VERTICAL

UL VERIFICATION SERVICES
47173 Benicia Street, Fremont, CA 94538; USA TEL:(510) 319-4000 FAX:(510) 661-0888

This report shall not be reproduced except in full, without the written approval of UL VERIFICATION SERVICES

RADIATED EMISSIONS

Marker	Frequency (MHz)	Meter Reading (dBuV)	Det	200896 ACF(dB/m)	Amp/Cbl/Fltr/Pad (dB)	Corrected Reading (dBuV/m)	UNII Non-Restricted (dBuV/m)	PK Margin (dB)	Azimuth (Degs)	Height (cm)	Polarity
1	1986.983	40.58	PK-U	31.2	-28.9	42.88	68.2	-25.32	32	325	H
2	1998.447	41.35	PK-U	31.2	-28.8	43.75	68.2	-24.45	309	136	V
3	6325.437	36.34	PK-U	35.4	-23.9	47.84	68.2	-20.36	167	195	H
4	6335.306	37	PK-U	35.4	-24.3	48.1	68.2	-20.1	66	150	V
5	10214.771	33.44	PK-U	37.3	-19.9	50.84	68.2	-17.36	261	101	H
6	10224.734	33.14	PK-U	37.3	-19.8	50.64	68.2	-17.56	259	190	V

PK-U - U-NII: Maximum Peak
ADR - U-NII AD primary method, RMS average

UL VERIFICATION SERVICES
47173 Benicia Street, Fremont, CA 94538; USA TEL:(510) 319-4000 FAX:(510) 661-0888
This report shall not be reproduced except in full, without the written approval of UL VERIFICATION SERVICES

HIGH CHANNEL RESULTS

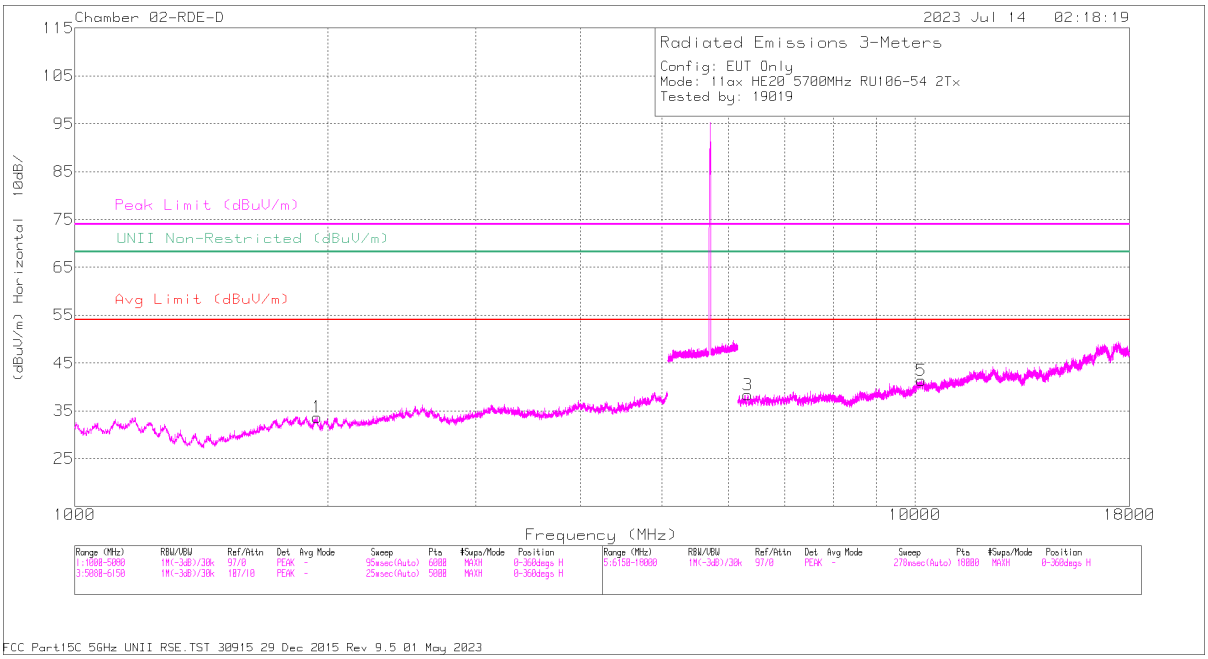

HORIZONTAL

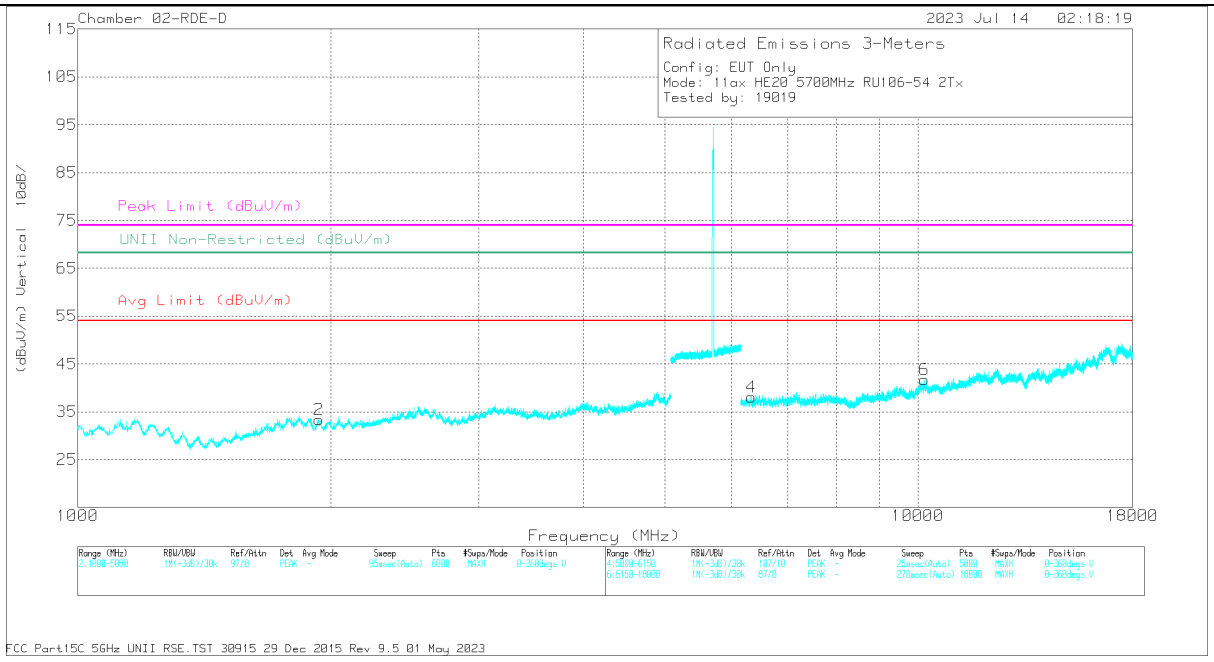

VERTICAL

UL VERIFICATION SERVICES
47173 Benicia Street, Fremont, CA 94538; USA TEL:(510) 319-4000 FAX:(510) 661-0888

This report shall not be reproduced except in full, without the written approval of UL VERIFICATION SERVICES

RADIATED EMISSIONS

Marker	Frequency (MHz)	Meter Reading (dBuV)	Det	200896 ACF(dB/m)	Amp/Cbl/Fltr/Pad (dB)	Corrected Reading (dBuV/m)	UNII Non-Restricted (dBuV/m)	PK Margin (dB)	Azimuth (Degs)	Height (cm)	Polarity
2	1934.93	41.25	PK-U	30.8	-28.6	43.45	68.2	-24.75	166	123	V
1	1945.957	40.7	PK-U	30.9	-28.7	42.9	68.2	-25.3	360	144	H
3	6325.643	37.23	PK-U	35.4	-23.9	48.73	68.2	-19.47	275	173	H
4	6330.252	36.26	PK-U	35.4	-24	47.66	68.2	-20.54	215	204	V
6	10169.826	33.41	PK-U	37.3	-19.7	51.01	68.2	-17.19	105	177	V
5	10184.17	33.06	PK-U	37.3	-19.7	50.66	68.2	-17.54	151	256	H

PK-U - U-NII: Maximum Peak
ADR - U-NII AD primary method, RMS average

UL VERIFICATION SERVICES
47173 Benicia Street, Fremont, CA 94538; USA TEL:(510) 319-4000 FAX:(510) 661-0888
This report shall not be reproduced except in full, without the written approval of UL VERIFICATION SERVICES

CHANNEL 144 RESULTS

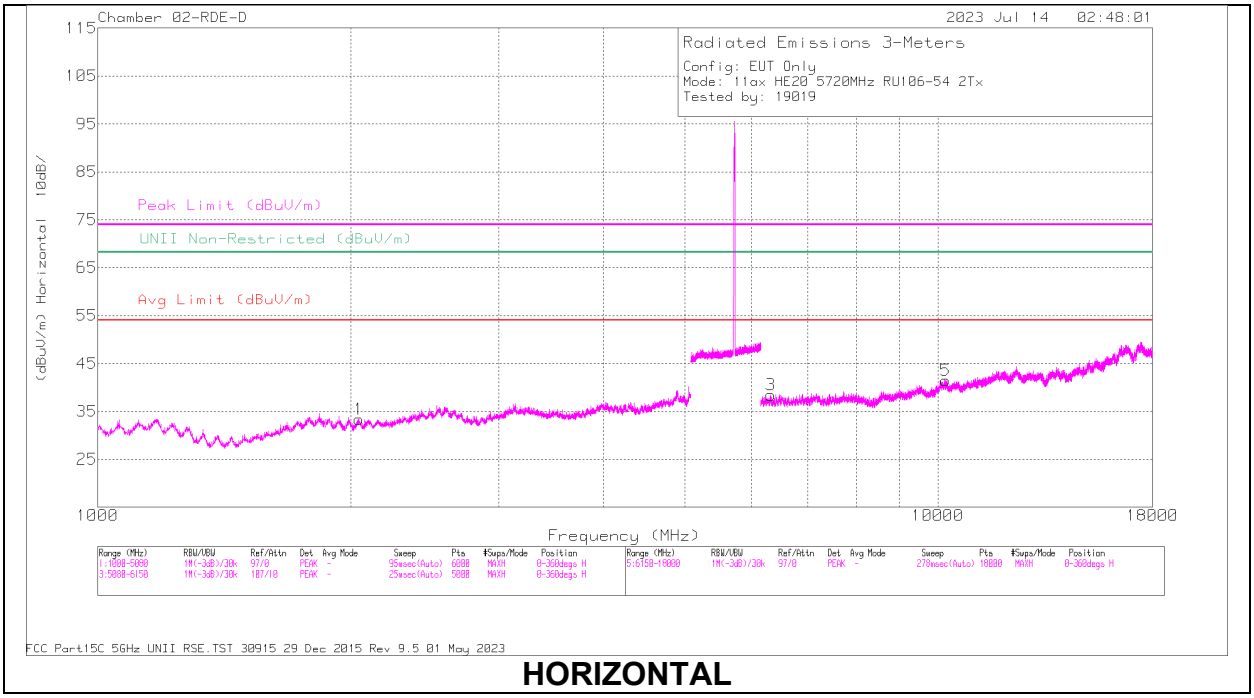

HORIZONTAL

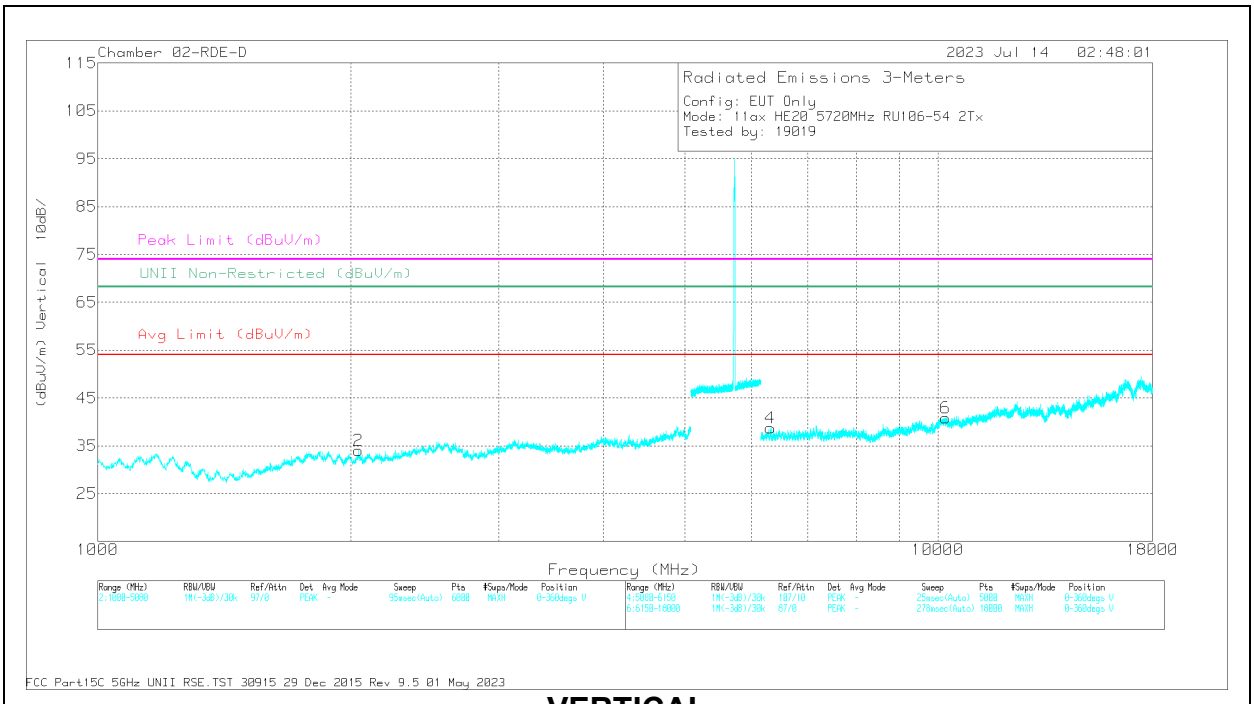

VERTICAL

UL VERIFICATION SERVICES
47173 Benicia Street, Fremont, CA 94538; USA TEL:(510) 319-4000 FAX:(510) 661-0888

This report shall not be reproduced except in full, without the written approval of UL VERIFICATION SERVICES

RADIATED EMISSIONS

Marker	Frequency (MHz)	Meter Reading (dBuV)	Det	200896 ACF(dB/m)	Amp/Cbl/Flt r/Pad (dB)	Corrected Reading (dBuV/m)	UNII Non-Restricted (dBuV/m)	PK Margin (dB)	Azimuth (Degs)	Height (cm)	Polarity
2	2042.549	41.23	PK-U	31.5	-28.7	44.03	68.2	-24.17	302	186	V
1	2045.002	40.66	PK-U	31.5	-28.9	43.26	68.2	-24.94	30	199	H
4	6317.219	37.31	PK-U	35.4	-23.9	48.81	68.2	-19.39	148	127	V
3	6318.619	36.5	PK-U	35.4	-23.8	48.1	68.2	-20.1	180	159	H
6	10214.311	32.75	PK-U	37.3	-20	50.05	68.2	-18.15	357	144	V
5	10215.804	33.45	PK-U	37.3	-19.9	50.85	68.2	-17.35	300	142	H

PK-U - U-NII: Maximum Peak
ADR - U-NII AD primary method, RMS average

UL VERIFICATION SERVICES
47173 Benicia Street, Fremont, CA 94538; USA TEL:(510) 319-4000 FAX:(510) 661-0888
This report shall not be reproduced except in full, without the written approval of UL VERIFICATION SERVICES

2TX Antenna 6 + Antenna 5 OFDMA MODE: 106-Tones, RU Index 54

BANDEDGE (HIGH CHANNEL)

HORIZONTAL RESULT

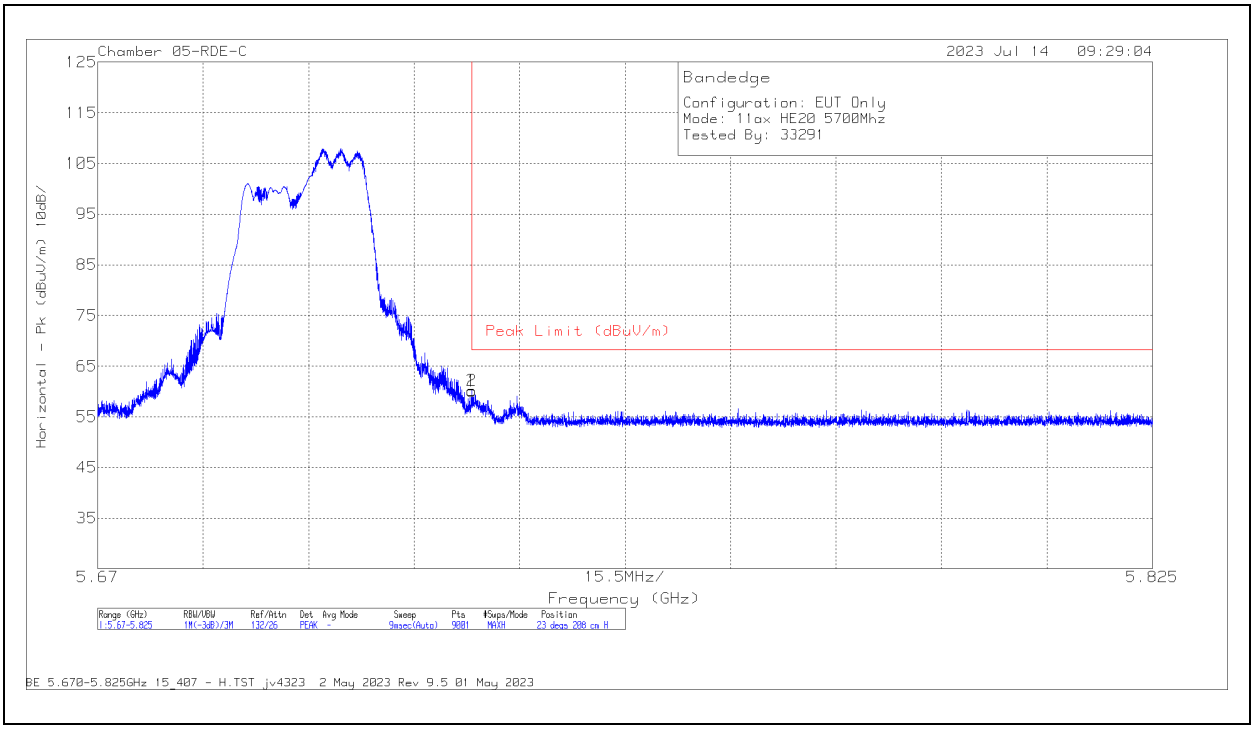

Marker	Frequency (GHz)	Meter Reading (dBuV)	Det	81887 ACF (dB) 3mH	DCCF (dB)	Gain/Loss (dB)	Corrected Reading (dBuV/m)	Peak Limit (dBuV/m)	PK Margin (dB)	Azimuth (Degs)	Height (cm)	Polarity
1	5.725	63.44	Pk	34.8	0	-38.2	60.04	68.2	-8.16	23	208	H
2	5.725007	63.54	Pk	34.8	0	-38.2	60.14	68.2	-8.06	23	208	H

Pk - Peak detector

UL VERIFICATION SERVICES
47173 Benicia Street, Fremont, CA 94538; USA TEL:(510) 319-4000 FAX:(510) 661-0888

This report shall not be reproduced except in full, without the written approval of UL VERIFICATION SERVICES

VERTICAL RESULT

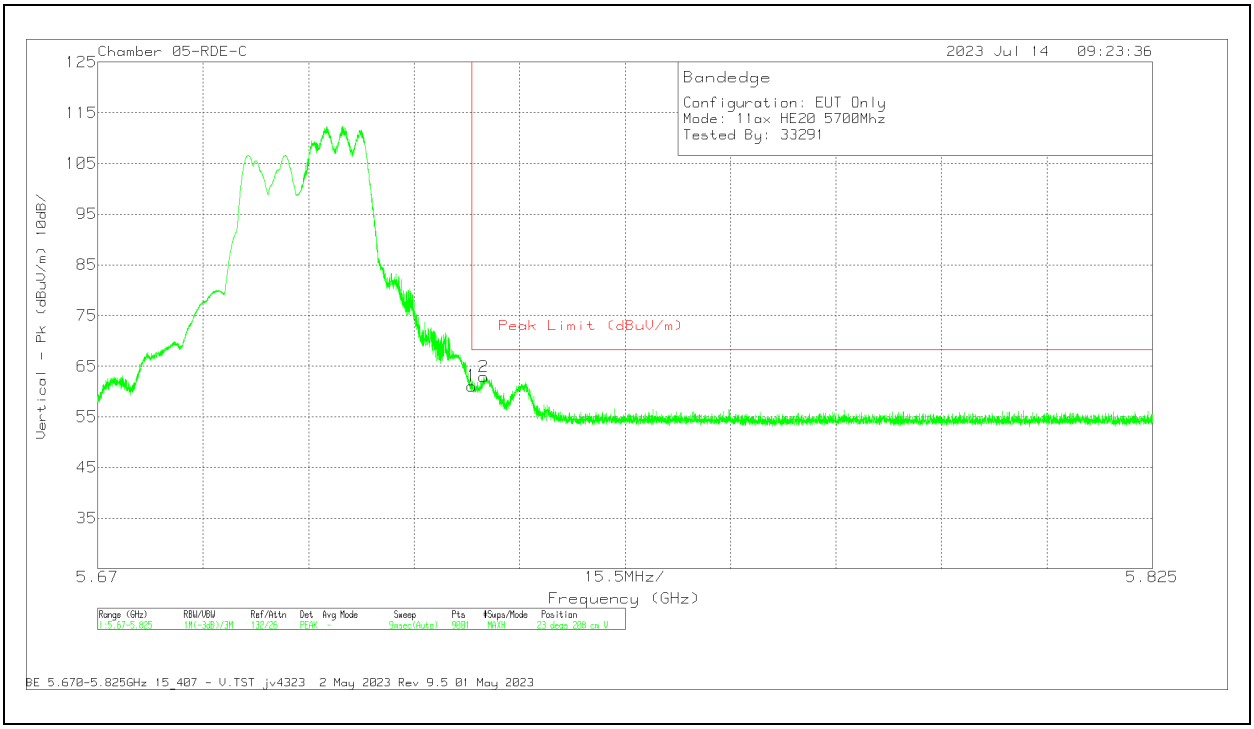

Marker	Frequency (GHz)	Meter Reading (dBuV)	Det	81887 ACF (dB) 3mH	DCCF (dB)	Gain/Loss (dB)	Corrected Reading (dBuV/m)	Peak Limit (dBuV/m)	PK Margin (dB)	Azimuth (Degs)	Height (cm)	Polarity
1	5.725	64.52	Pk	34.8	0	-38.2	61.12	68.2	-7.08	23	208	V
2	5.726764	66.41	Pk	34.8	0	-38.27	62.94	68.2	-5.26	23	208	V

Pk - Peak detector

UL VERIFICATION SERVICES
47173 Benicia Street, Fremont, CA 94538; USA TEL:(510) 319-4000 FAX:(510) 661-0888

This report shall not be reproduced except in full, without the written approval of UL VERIFICATION SERVICES

2TX Antenna 6 + Antenna 5 OFDMA MODE: SU, Single User

BANDEDGE (LOW CHANNEL)

HORIZONTAL RESULT

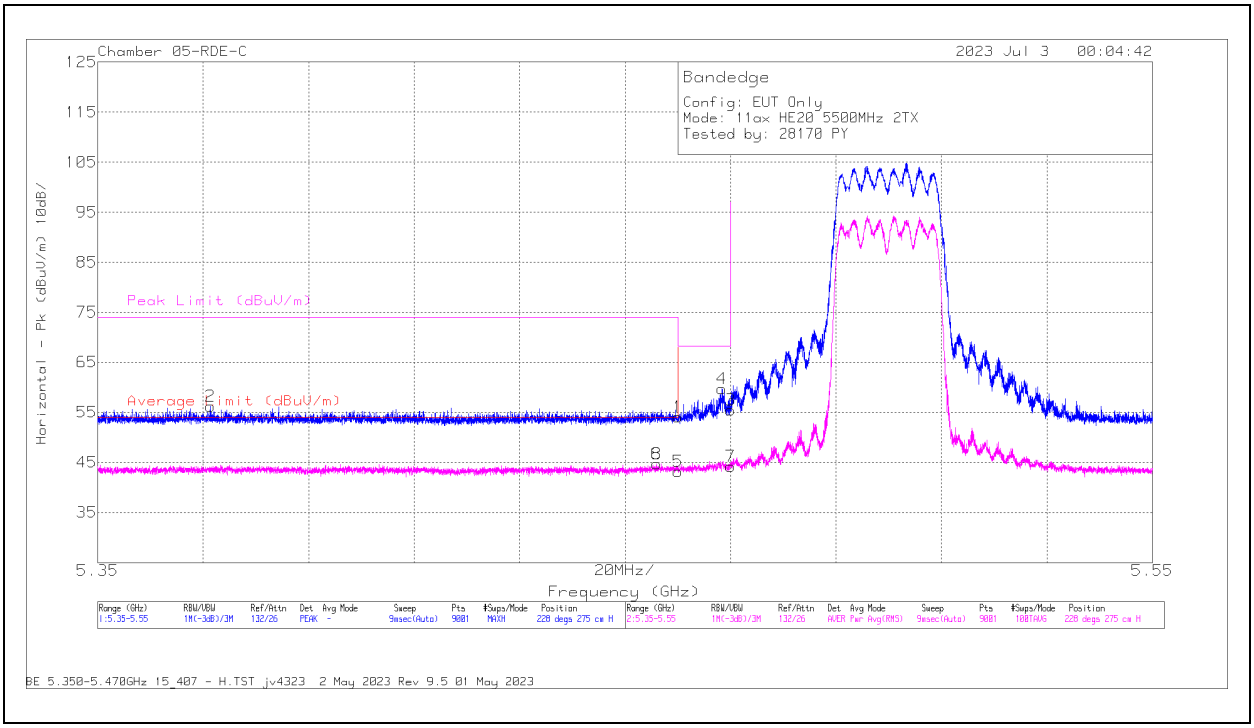

Marker	Frequency (GHz)	Meter Reading (dBuV)	Det	81887 ACF (dB) 3mH	DCCF (dB)	Gain/Loss (dB)	Corrected Reading (dBuV/m)	Average Limit (dBuV/m)	Margin (dB)	Peak Limit (dBuV/m)	PK Margin (dB)	Azimuth (Degs)	Height (cm)	Polarity
2	5.371422	60.86	Pk	34.4	0	-39.09	56.17	-	-	74	-17.83	228	275	H
6	5.456043	48.21	RMS	34.5	.61	-38.59	44.73	54	-9.27	-	-	228	275	H
8	5.456043	48.21	RMS	34.5	.61	-38.59	44.73	54	-9.27	-	-	228	275	H
1	5.46	58.32	Pk	34.5	0	-38.71	54.11	-	-	68.2	-14.09	228	275	H
5	5.46	46.84	RMS	34.5	.61	-38.71	43.24	54	-10.76	-	-	228	275	H
4	5.468354	63.86	Pk	34.5	0	-38.63	59.73	-	-	68.2	-8.47	228	275	H
3	5.47	59.52	Pk	34.5	0	-38.56	55.46	-	-	68.2	-12.74	228	275	H
7	5.47	47.66	RMS	34.5	.61	-38.56	44.21	-	-	-	-	228	275	H

Pk - Peak detector
RMS - RMS detection

UL VERIFICATION SERVICES
47173 Benicia Street, Fremont, CA 94538; USA TEL:(510) 319-4000 FAX:(510) 661-0888
This report shall not be reproduced except in full, without the written approval of UL VERIFICATION SERVICES

VERTICAL RESULT

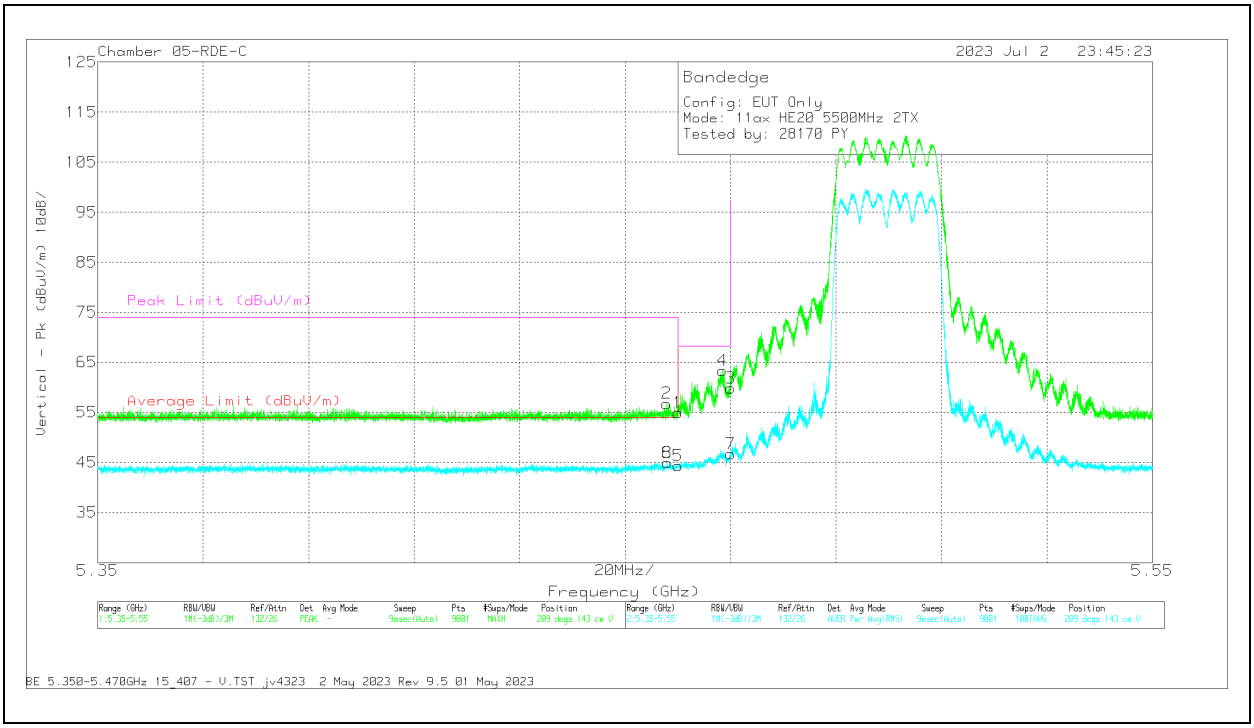

Marker	Frequency (GHz)	Meter Reading (dBuV)	Det	81887 ACF (dB) 3mH	DCCF (dB)	Gain/Loss (dB)	Corrected Reading (dBuV/m)	Average Limit (dBuV/m)	Margin (dB)	Peak Limit (dBuV/m)	PK Margin (dB)	Azimuth (Degs)	Height (cm)	Polarity
2	5.457843	60.96	Pk	34.5	0	-38.67	56.79	-	-	74	-17.21	209	143	V
6	5.458043	48.57	RMS	34.5	.61	-38.68	45.00	54	-9.00	-	-	209	143	V
8	5.458043	48.57	RMS	34.5	.61	-38.68	45.00	54	-9.00	-	-	209	143	V
1	5.46	59.21	Pk	34.5	0	-38.71	55	-	-	68.2	-13.2	209	143	V
5	5.46	47.91	RMS	34.5	.61	-38.71	44.31	54	-9.69	-	-	209	143	V
4	5.468465	67.45	Pk	34.5	0	-38.63	63.32	-	-	68.2	-4.88	209	143	V
3	5.47	63.92	Pk	34.5	0	-38.56	59.86	-	-	68.2	-8.34	209	143	V
7	5.47	50.17	RMS	34.5	.61	-38.56	46.72	-	-	-	-	209	143	V

Pk - Peak detector
RMS - RMS detection

UL VERIFICATION SERVICES
47173 Benicia Street, Fremont, CA 94538; USA TEL:(510) 319-4000 FAX:(510) 661-0888
This report shall not be reproduced except in full, without the written approval of UL VERIFICATION SERVICES

BANDEDGE (HIGH CHANNEL)

HORIZONTAL RESULT

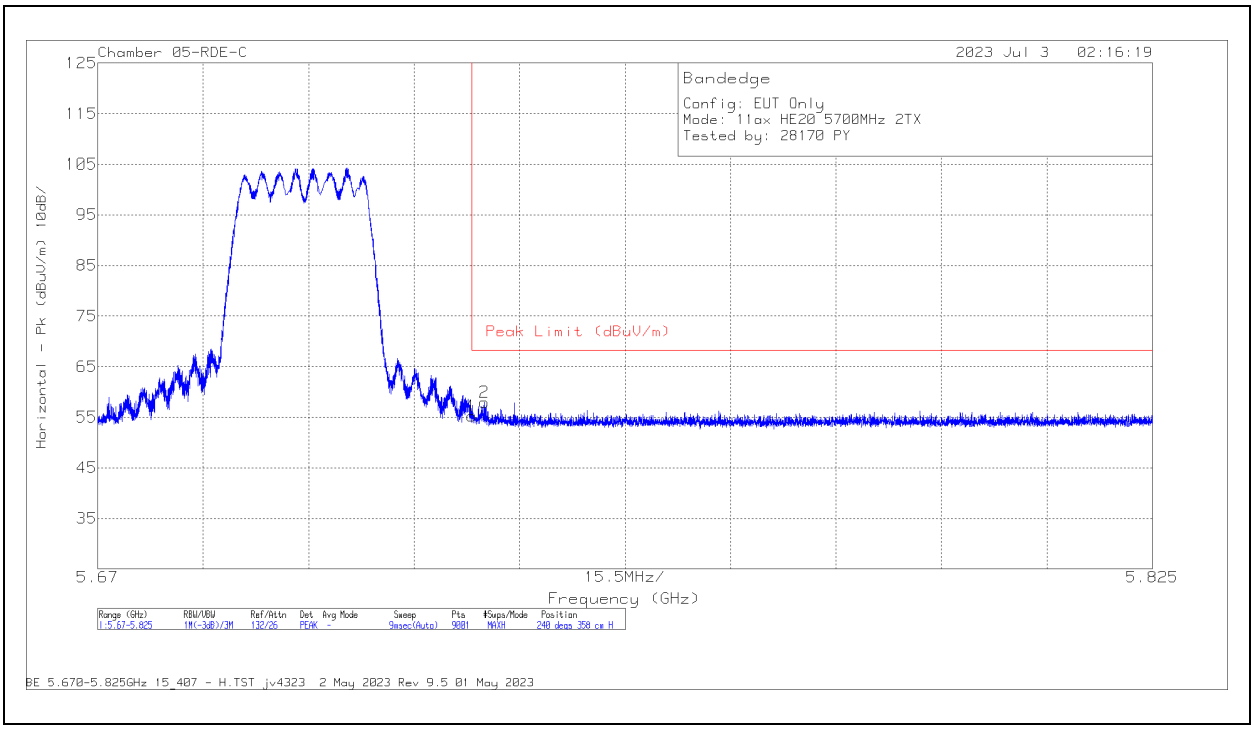

Marker	Frequency (GHz)	Meter Reading (dBuV)	Det	81887 ACF (dB) 3mH	DCCF (dB)	Gain/Loss (dB)	Corrected Reading (dBuV/m)	Peak Limit (dBuV/m)	PK Margin (dB)	Azimuth (Degs)	Height (cm)	Polarity
1	5.725	58.66	Pk	34.8	0	-38.2	55.26	68.2	-12.94	240	358	H
2	5.726833	61.45	Pk	34.8	0	-38.27	57.98	68.2	-10.22	240	358	H

Pk - Peak detector

UL VERIFICATION SERVICES
47173 Benicia Street, Fremont, CA 94538; USA TEL:(510) 319-4000 FAX:(510) 661-0888
This report shall not be reproduced except in full, without the written approval of UL VERIFICATION SERVICES

VERTICAL RESULT

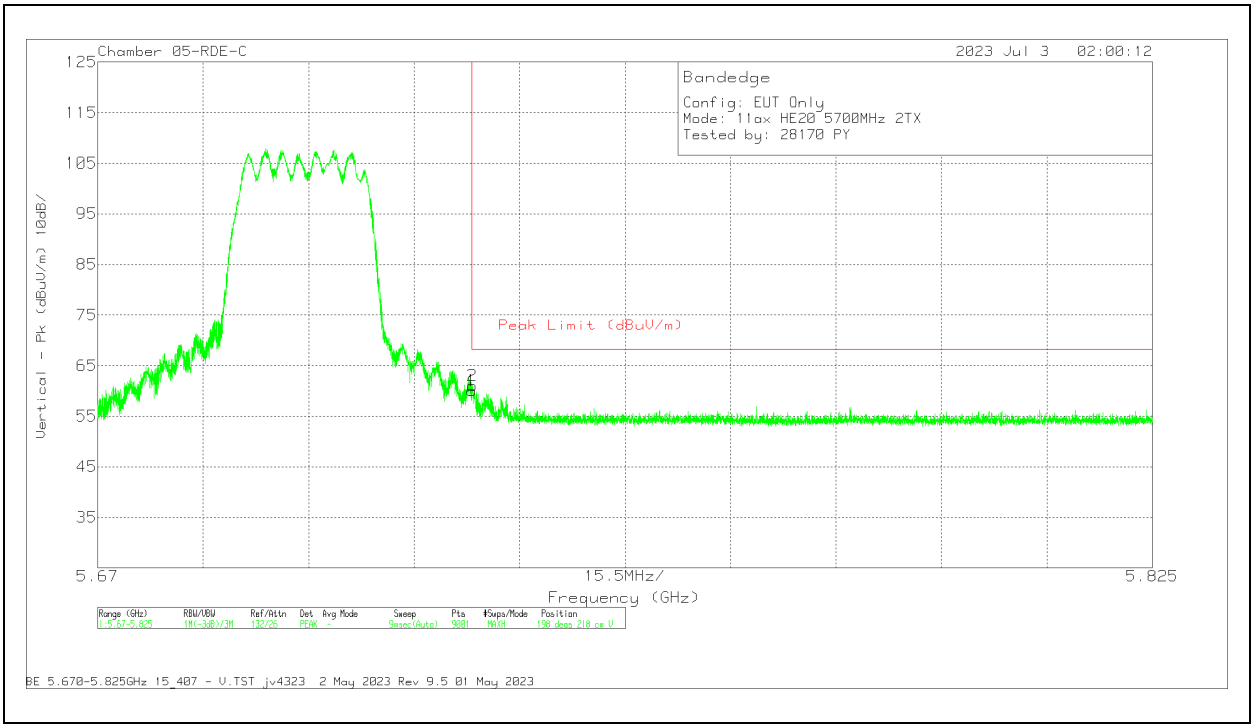

Marker	Frequency (GHz)	Meter Reading (dBuV)	Det	81887 ACF (dB) 3mH	DCCF (dB)	Gain/Loss (dB)	Corrected Reading (dBuV/m)	Peak Limit (dBuV/m)	PK Margin (dB)	Azimuth (Degs)	Height (cm)	Polarity
1	5.725	63.42	Pk	34.8	0	-38.2	60.02	68.2	-8.18	198	218	V
2	5.725059	64.48	Pk	34.8	0	-38.2	61.08	68.2	-7.12	198	218	V

Pk - Peak detector

UL VERIFICATION SERVICES
47173 Benicia Street, Fremont, CA 94538; USA TEL:(510) 319-4000 FAX:(510) 661-0888

This report shall not be reproduced except in full, without the written approval of UL VERIFICATION SERVICES

1.1.46 5.6GHz Band HARMONICS AND SPURIOUS EMISSIONS, 2TX HE20 SU MODE

LOW CHANNEL RESULTS

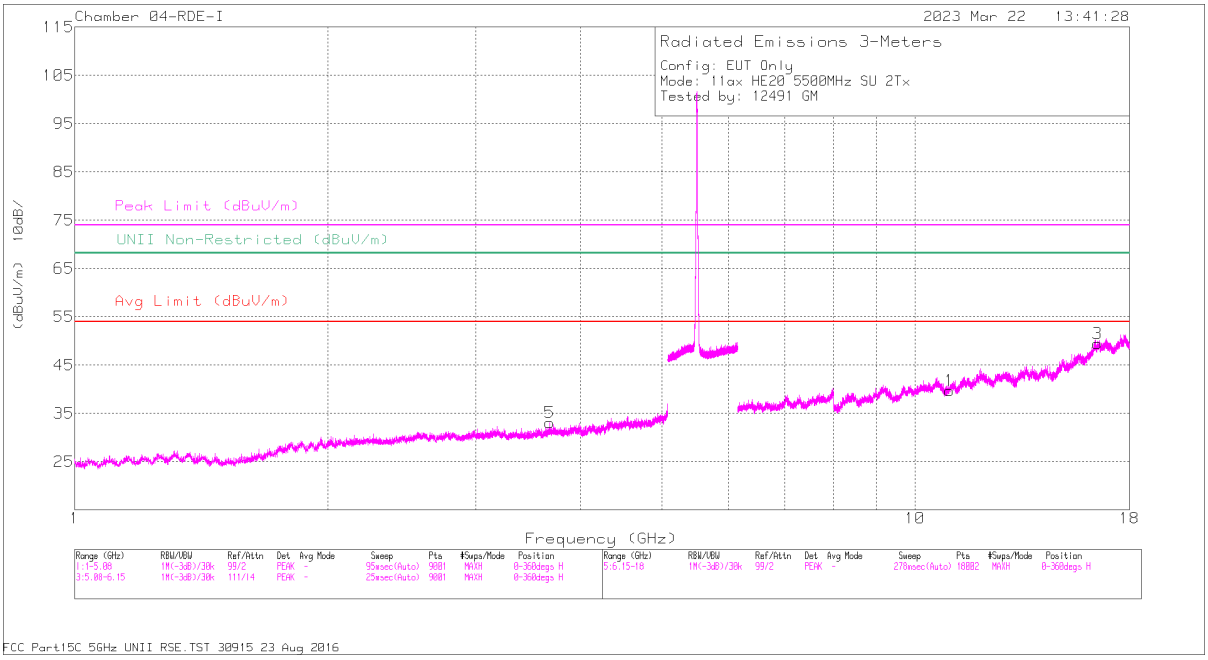

HORIZONTAL

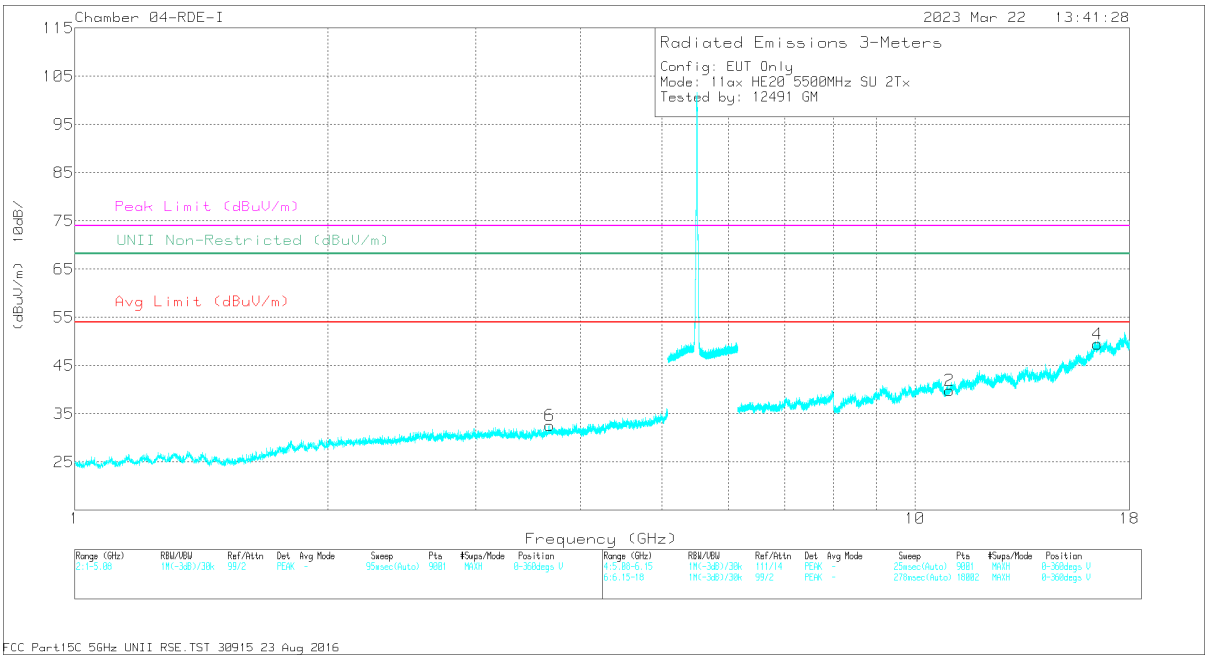

VERTICAL

UL VERIFICATION SERVICES
47173 Benicia Street, Fremont, CA 94538; USA TEL:(510) 319-4000 FAX:(510) 661-0888

This report shall not be reproduced except in full, without the written approval of UL VERIFICATION SERVICES

RADIATED EMISSIONS

Marker	Frequency (GHz)	Meter Reading (dBuV)	Det	84797 ACF (dB) - 3mH	Amp/Cbl/Fltr (dB)	Corrected Reading (dBuV/m)	Avg Limit (dBuV/m)	Margin (dB)	Peak Limit (dBuV/m)	PK Margin (dB)	UNII Non-Restricted (dBuV/m)	PK Margin (dB)	Azimuth (Degs)	Height (cm)	Polarity
5	* 3.67753	37.77	PK-U	33.2	-29.1	41.87	-	-	74	-32.13	-	-	359	198	H
	* 3.674561	25.82	ADR	33.2	-29.2	29.82	54	-24.18	-	-	-	-	359	198	H
6	* 3.682006	36.52	PK-U	33.2	-29.1	40.62	-	-	74	-33.38	-	-	317	237	V
	* 3.679652	25.18	ADR	33.2	-29.1	29.28	54	-24.72	-	-	-	-	317	237	V
3	16.495393	32.37	PK-U	42	-14.8	59.57	-	-	-	-	68.2	-8.63	229	345	H
1	* 11.002864	31.08	PK-U	37.6	-18.8	49.88	-	-	74	-24.12	-	-	260	182	H
	* 11.002389	19.48	ADR	37.6	-18.9	38.18	54	-15.82	-	-	-	-	260	182	H
2	* 11.001326	31.22	PK-U	37.6	-19	49.82	-	-	74	-24.18	-	-	298	143	V
	* 10.998414	19.56	ADR	37.6	-19	38.16	54	-15.84	-	-	-	-	298	143	V
4	16.498774	31.71	PK-U	42	-14.8	58.91	-	-	-	-	68.2	-9.29	23	177	V

* - indicates frequency in CFR47 Pt 15 / IC RSS-Restricted Band
PK-U - U-NII: Maximum Peak
ADR - U-NII AD primary method, RMS average

UL VERIFICATION SERVICES
47173 Benicia Street, Fremont, CA 94538; USA TEL:(510) 319-4000 FAX:(510) 661-0888
This report shall not be reproduced except in full, without the written approval of UL VERIFICATION SERVICES

MID CHANNEL RESULTS

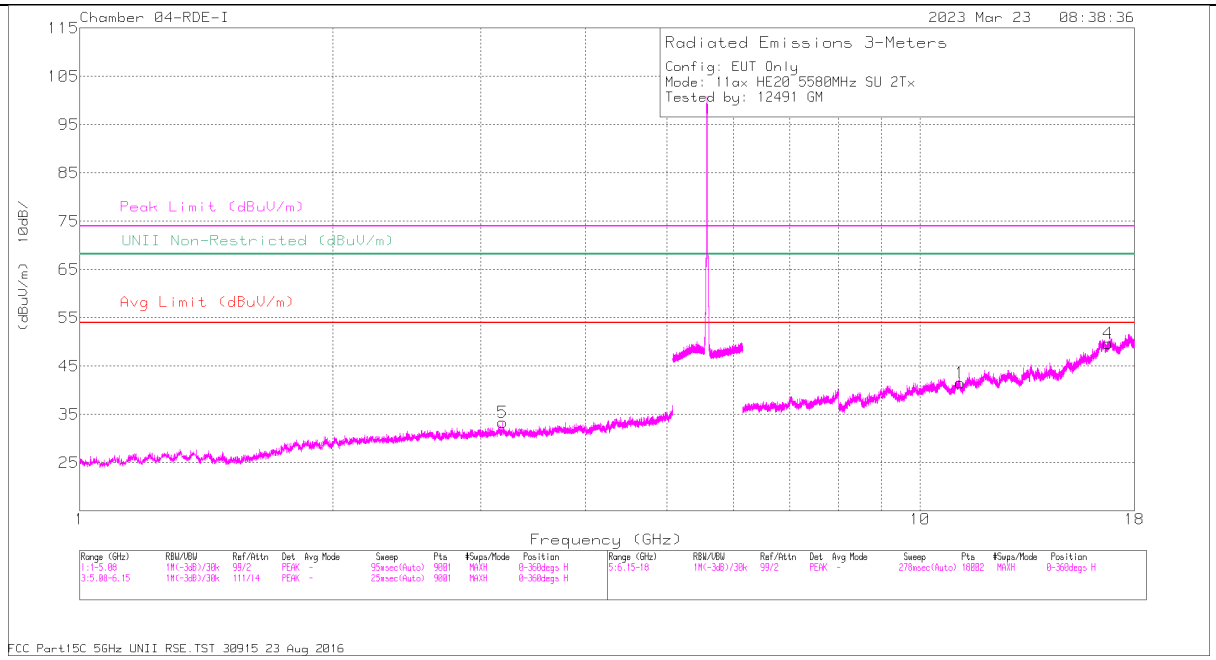

HORIZONTAL

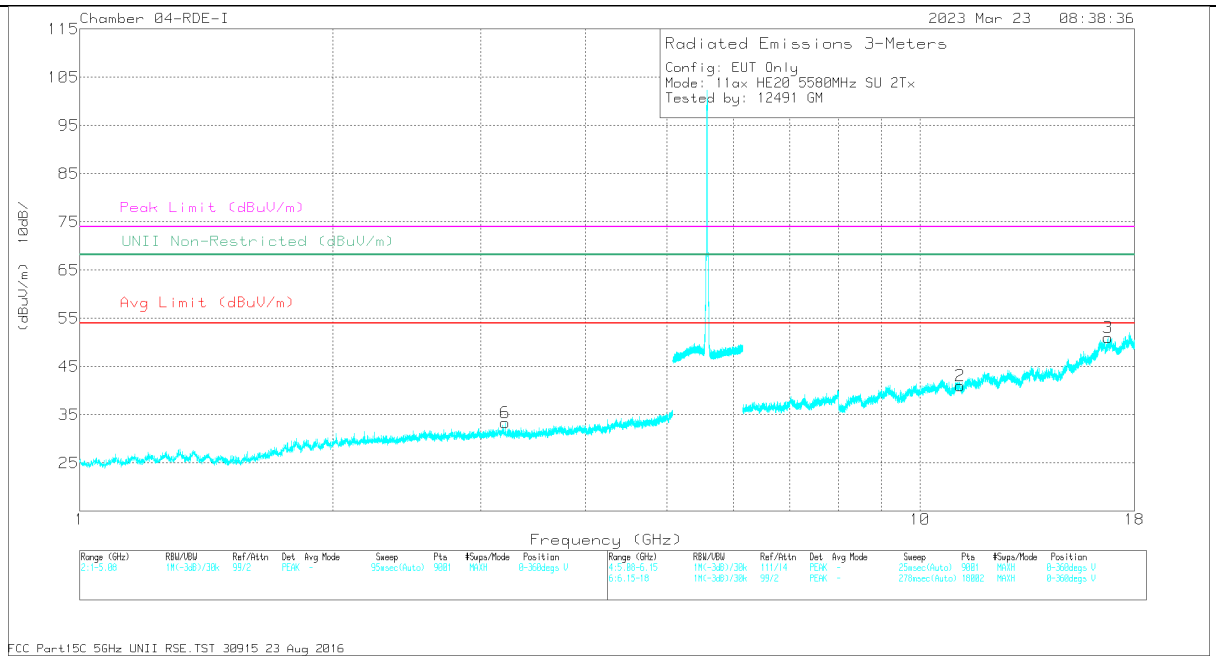

VERTICAL

UL VERIFICATION SERVICES
47173 Benicia Street, Fremont, CA 94538; USA TEL:(510) 319-4000 FAX:(510) 661-0888

This report shall not be reproduced except in full, without the written approval of UL VERIFICATION SERVICES

RADIATED EMISSIONS

Marker	Frequency (GHz)	Meter Reading (dBuV)	Det	84797 ACF (dB) - 3mH	Amp/Cbl/Fltr (dB)	Corrected Reading (dBuV/m)	Avg Limit (dBuV/m)	Margin (dB)	Peak Limit (dBuV/m)	PK Margin (dB)	UNII Non-Restricted (dBuV/m)	PK Margin (dB)	Azimuth (Degs)	Height (cm)	Polarity
5	3.188449	37.57	PK-U	33	-29.6	40.97	-	-	-	-	68.2	-27.23	73	262	H
6	3.210488	37.78	PK-U	33	-29.7	41.08	-	-	-	-	68.2	-27.12	195	158	V
1	* 11.157627	32.32	PK-U	37.7	-18.2	51.82	-	-	74	-22.18	-	-	97	393	H
	* 11.155103	20.49	ADR	37.7	-18.2	39.99	54	-14.01	-	-	-	-	97	393	H
4	16.754008	31.33	PK-U	42.3	-14.6	59.03	-	-	-	-	68.2	-9.17	80	225	H
2	* 11.139845	31.85	PK-U	37.7	-18.5	51.05	-	-	74	-22.95	-	-	107	137	V
	* 11.141686	20.39	ADR	37.7	-18.4	39.69	54	-14.31	-	-	-	-	107	137	V
3	16.732533	31.15	PK-U	42.3	-14.5	58.95	-	-	-	-	68.2	-9.25	190	348	V

* - indicates frequency in CFR47 Pt 15 / IC RSS-Restricted Band
PK-U - U-NII: Maximum Peak
ADR - U-NII AD primary method, RMS average

UL VERIFICATION SERVICES
47173 Benicia Street, Fremont, CA 94538; USA TEL:(510) 319-4000 FAX:(510) 661-0888
This report shall not be reproduced except in full, without the written approval of UL VERIFICATION SERVICES

HIGH CHANNEL RESULTS

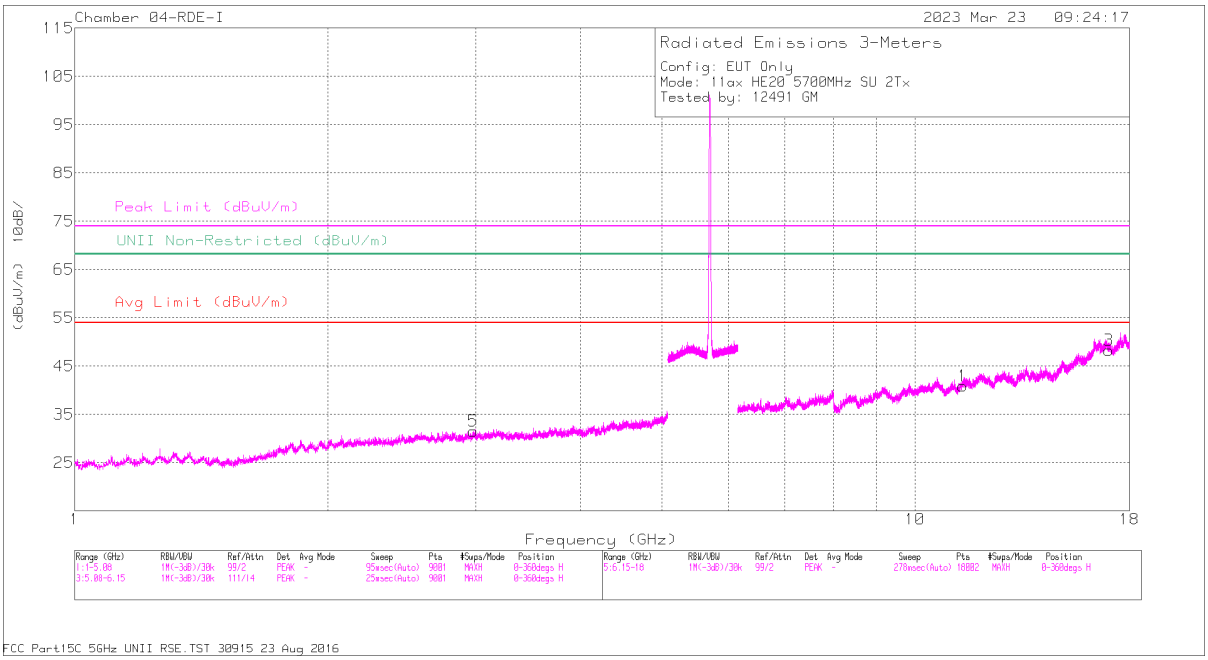

HORIZONTAL

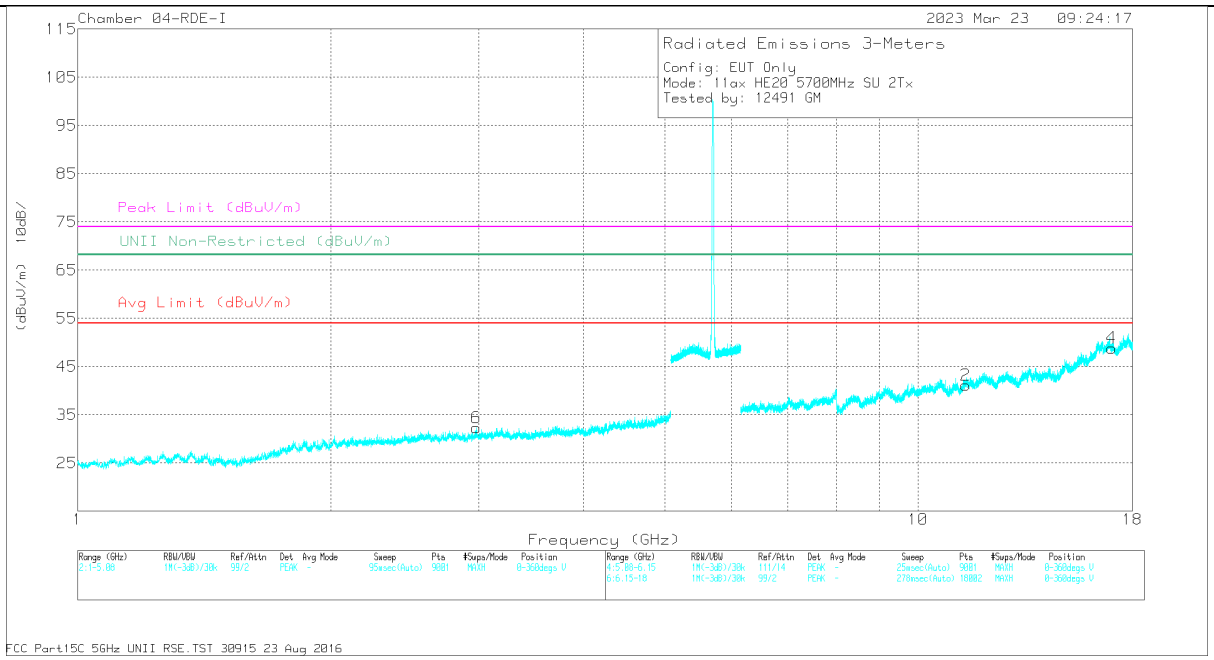

VERTICAL

UL VERIFICATION SERVICES
47173 Benicia Street, Fremont, CA 94538; USA TEL:(510) 319-4000 FAX:(510) 661-0888

This report shall not be reproduced except in full, without the written approval of UL VERIFICATION SERVICES

RADIATED EMISSIONS

Marker	Frequency (GHz)	Meter Reading (dBuV)	Det	84797 ACF (dB) - 3mH	Amp/Cbl/Fltr (dB)	Corrected Reading (dBuV/m)	Avg Limit (dBuV/m)	Margin (dB)	Peak Limit (dBuV/m)	PK Margin (dB)	UNII Non-Restricted (dBuV/m)	PK Margin (dB)	Azimuth (Degs)	Height (cm)	Polarity
5	2.980825	38.54	PK-U	32.6	-30.2	40.94	-	-	-	-	68.2	-27.26	166	133	H
6	2.980935	38.37	PK-U	32.6	-30.2	40.77	-	-	-	-	68.2	-27.43	81	101	V
1	* 11.39792	31.91	PK-U	37.9	-18.4	51.41	-	-	74	-22.59	-	-	276	205	H
	* 11.395486	20.05	ADR	37.9	-18.4	39.55	54	-14.45	-	-	-	-	276	205	H
3	16.994713	31.3	PK-U	41.9	-13.9	59.3	-	-	-	-	68.2	-8.9	20	384	H
2	* 11.409614	31.43	PK-U	37.9	-18.4	50.93	-	-	74	-23.07	-	-	241	218	V
	* 11.405801	20.02	ADR	37.9	-18.4	39.52	54	-14.48	-	-	-	-	241	218	V
4	16.993548	31.47	PK-U	41.9	-13.9	59.47	-	-	-	-	68.2	-8.73	196	349	V

* - indicates frequency in CFR47 Pt 15 / IC RSS-Restricted Band
PK-U - U-NII: Maximum Peak
ADR - U-NII AD primary method, RMS average

UL VERIFICATION SERVICES
47173 Benicia Street, Fremont, CA 94538; USA TEL:(510) 319-4000 FAX:(510) 661-0888
This report shall not be reproduced except in full, without the written approval of UL VERIFICATION SERVICES

CHANNEL 144 RESULTS

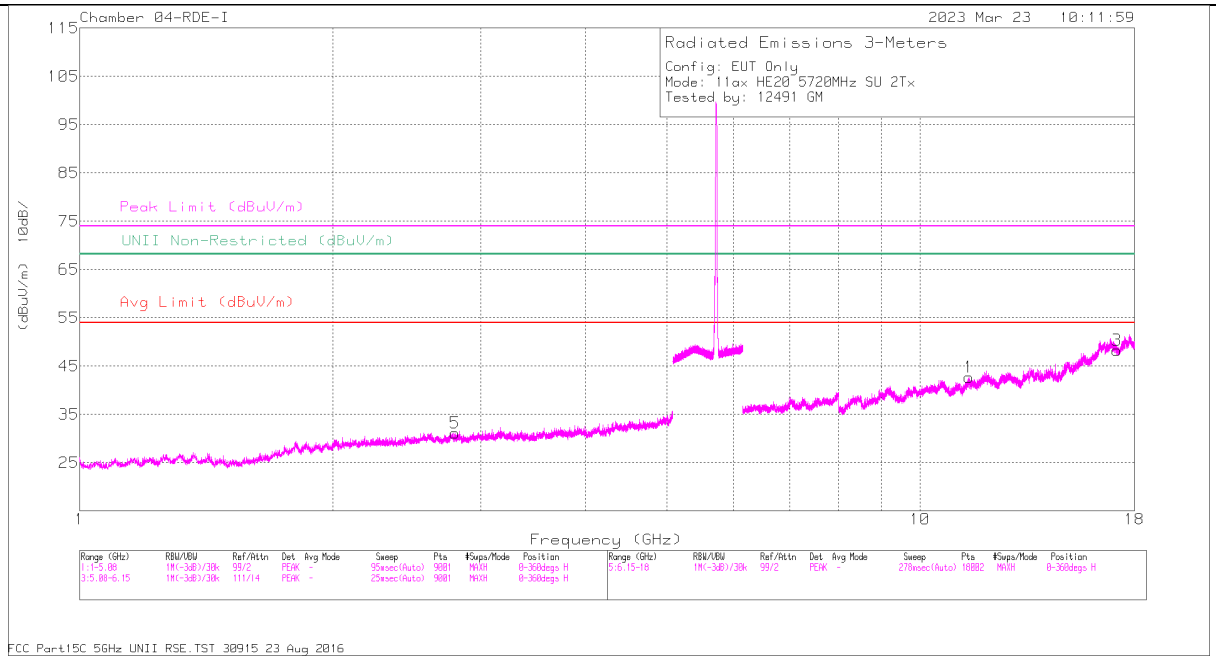

HORIZONTAL

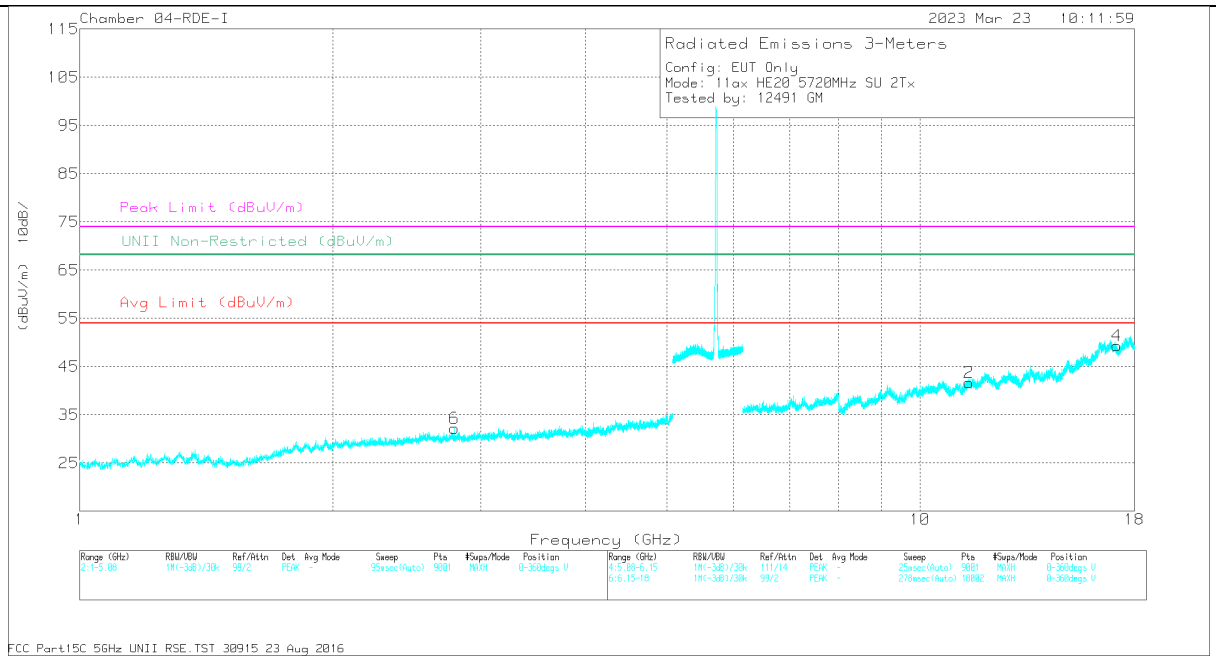

VERTICAL

UL VERIFICATION SERVICES
47173 Benicia Street, Fremont, CA 94538; USA TEL:(510) 319-4000 FAX:(510) 661-0888

This report shall not be reproduced except in full, without the written approval of UL VERIFICATION SERVICES

RADIATED EMISSIONS

Marker	Frequency (GHz)	Meter Reading (dBuV)	Det	84797 ACF (dB) - 3mH	Amp/Cbl/Fltr (dB)	Corrected Reading (dBuV/m)	Avg Limit (dBuV/m)	Margin (dB)	Peak Limit (dBuV/m)	PK Margin (dB)	UNII Non-Restricted (dBuV/m)	PK Margin (dB)	Azimuth (Degs)	Height (cm)	Polarity
5	* 2.796246	37.62	PK-U	32.5	-30.4	39.72	-	-	74	-34.28	-	-	51	103	H
	* 2.793994	26.1	ADR	32.5	-30.4	28.2	54	-25.8	-	-	-	-	51	103	H
6	* 2.795465	37.48	PK-U	32.5	-30.4	39.58	-	-	74	-34.42	-	-	37	247	V
	* 2.796689	25.86	ADR	32.5	-30.4	27.96	54	-26.04	-	-	-	-	37	247	V
1	* 11.433199	31.97	PK-U	37.9	-17.7	52.17	-	-	74	-21.83	-	-	307	218	H
	* 11.433394	19.88	ADR	37.9	-17.7	40.08	54	-13.92	-	-	-	-	307	218	H
3	17.158165	30.56	PK-U	41.5	-13.8	58.26	-	-	-	-	68.2	-9.94	229	312	H
2	* 11.437489	31.65	PK-U	37.9	-17.8	51.75	-	-	74	-22.25	-	-	99	125	V
	* 11.438439	19.92	ADR	37.9	-17.8	40.02	54	-13.98	-	-	-	-	99	125	V
4	17.160006	30.66	PK-U	41.5	-13.8	58.36	-	-	-	-	68.2	-9.84	84	158	V

* - indicates frequency in CFR47 Pt 15 / IC RSS-Restricted Band
PK-U - U-NII: Maximum Peak
ADR - U-NII AD primary method, RMS average

UL VERIFICATION SERVICES
47173 Benicia Street, Fremont, CA 94538; USA TEL:(510) 319-4000 FAX:(510) 661-0888
This report shall not be reproduced except in full, without the written approval of UL VERIFICATION SERVICES

1.1.47 TX ABOVE 1 GHz 802.11ax HE40 MODE IN THE 5.6GHz BAND

1TX Antenna 6 MODE: 106-Tones, RU Index 53

BANDEDGE (LOW CHANNEL)

HORIZONTAL RESULT

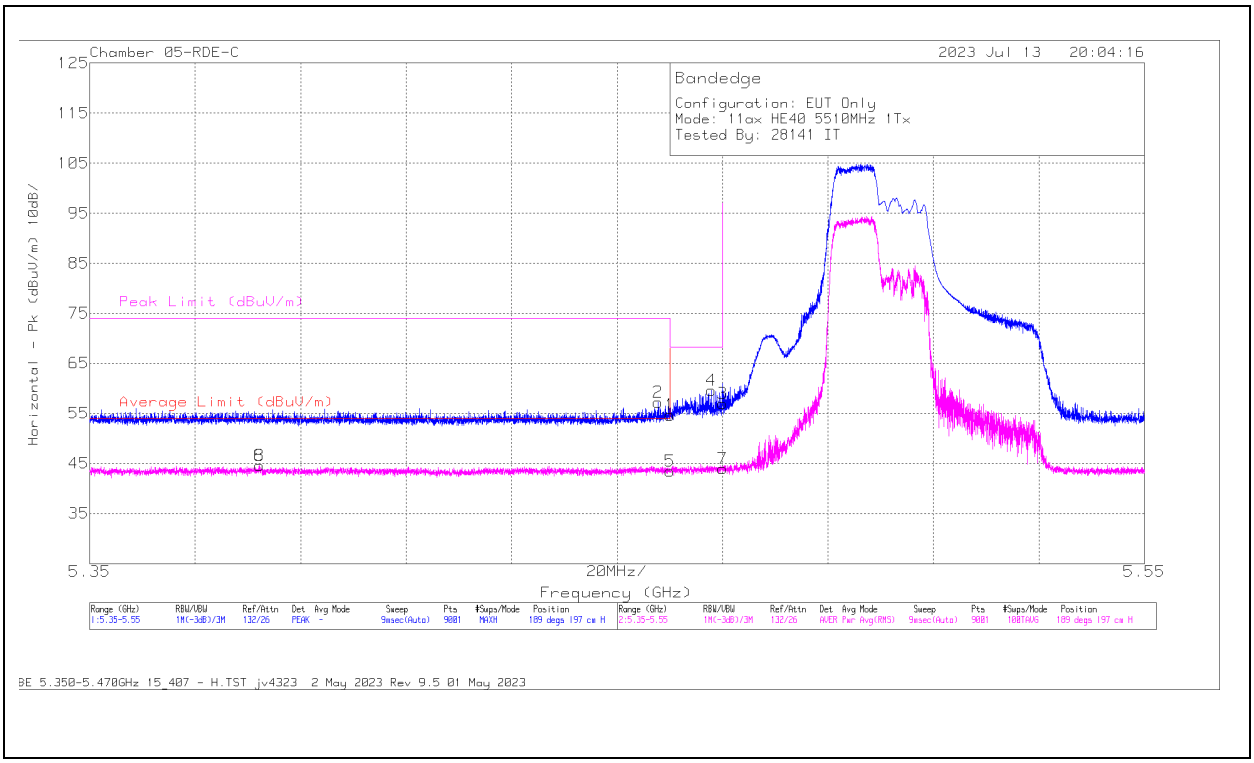

Marker	Frequency (GHz)	Meter Reading (dBuV)	Det	81887 ACF (dB) 3mH	DCCF (dB)	Gain/Loss (dB)	Corrected Reading (dBuV/m)	Average Limit (dBuV/m)	Margin (dB)	Peak Limit (dBuV/m)	PK Margin (dB)	Azimuth (Degs)	Height (cm)	Polarity
6	5.382244	48.73	RMS	34.4	.54	-39.04	44.63	54	-9.37	-	-	189	197	H
8	5.382244	48.73	RMS	34.4	.54	-39.04	44.63	54	-9.37	-	-	189	197	H
2	5.457732	61.35	Pk	34.5	0	-38.66	57.19	-	-	74	-16.81	189	197	H
1	5.46	58.87	Pk	34.5	0	-38.71	54.66	-	-	68.2	-13.54	189	197	H
5	5.46	47.18	RMS	34.5	.54	-38.71	43.51	54	-10.49	-	-	189	197	H
4	5.467865	63.76	Pk	34.5	0	-38.62	59.64	-	-	68.2	-8.56	189	197	H
3	5.47	60.98	Pk	34.5	0	-38.56	56.92	-	-	68.2	-11.28	189	197	H
7	5.47	47.53	RMS	34.5	.54	-38.56	44.01	-	-	-	-	189	197	H

Pk - Peak detector
RMS - RMS detection

UL VERIFICATION SERVICES
47173 Benicia Street, Fremont, CA 94538; USA TEL:(510) 319-4000 FAX:(510) 661-0888
This report shall not be reproduced except in full, without the written approval of UL VERIFICATION SERVICES

VERTICAL RESULT

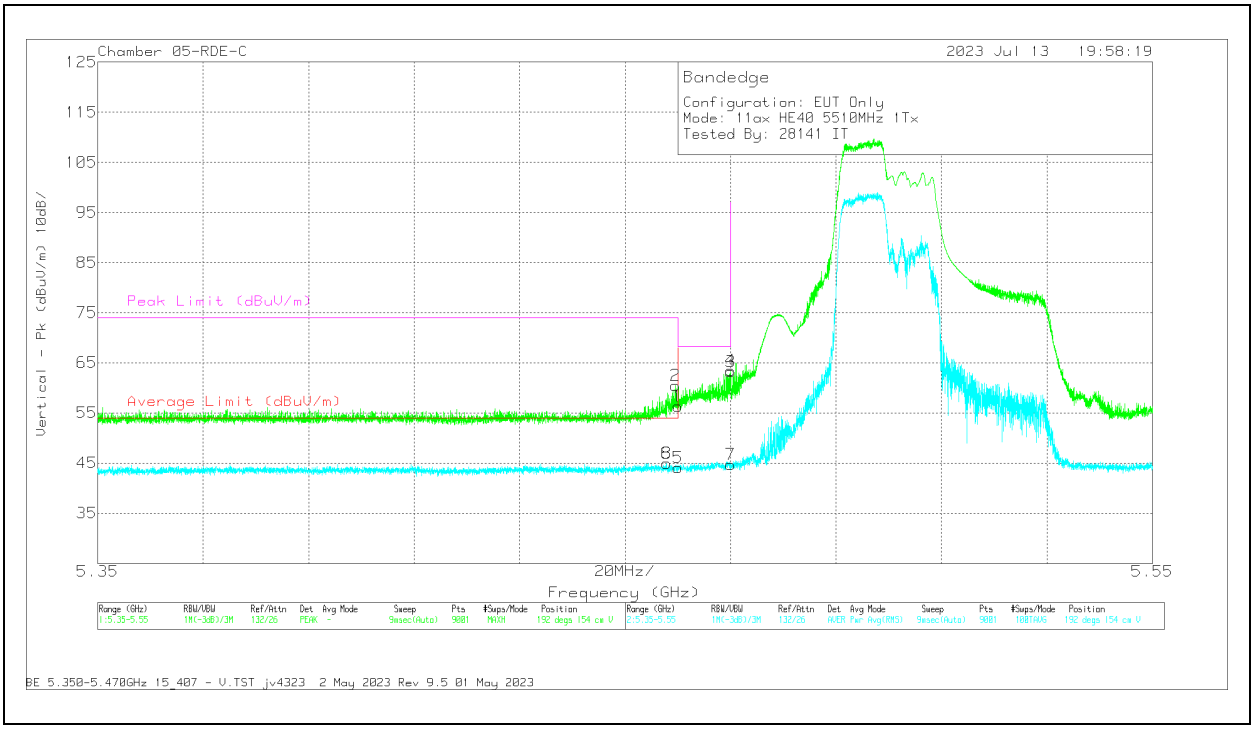

Marker	Frequency (GHz)	Meter Reading (dBuV)	Det	81887 ACF (dB) 3mH	DCCF (dB)	Gain/Loss (dB)	Corrected Reading (dBuV/m)	Average Limit (dBuV/m)	Margin (dB)	Peak Limit (dBuV/m)	PK Margin (dB)	Azimuth (Degs)	Height (cm)	Polarity
6	5.457866	48.63	RMS	34.5	.54	-38.67	45	54	-9	-	-	192	154	V
8	5.457866	48.63	RMS	34.5	.54	-38.67	45	54	-9	-	-	192	154	V
2	5.459554	64.72	Pk	34.5	0	-38.72	60.5	-	-	74	-13.5	192	154	V
1	5.46	60.58	Pk	34.5	0	-38.71	56.37	-	-	68.2	-11.83	192	154	V
5	5.46	47.7	RMS	34.5	.54	-38.71	44.03	54	-9.97	-	-	192	154	V
4	5.469977	67.57	Pk	34.5	0	-38.56	63.51	-	-	68.2	-4.69	192	154	V
3	5.47	67.32	Pk	34.5	0	-38.56	63.26	-	-	68.2	-4.94	192	154	V
7	5.47	48.22	RMS	34.5	.54	-38.56	44.7	-	-	-	-	192	154	V

Pk - Peak detector
RMS - RMS detection

UL VERIFICATION SERVICES
47173 Benicia Street, Fremont, CA 94538; USA TEL:(510) 319-4000 FAX:(510) 661-0888
This report shall not be reproduced except in full, without the written approval of UL VERIFICATION SERVICES

1TX Antenna 6 MODE: 106-Tones, RU Index 56

BANDEDGE (HIGH CHANNEL)

HORIZONTAL RESULT

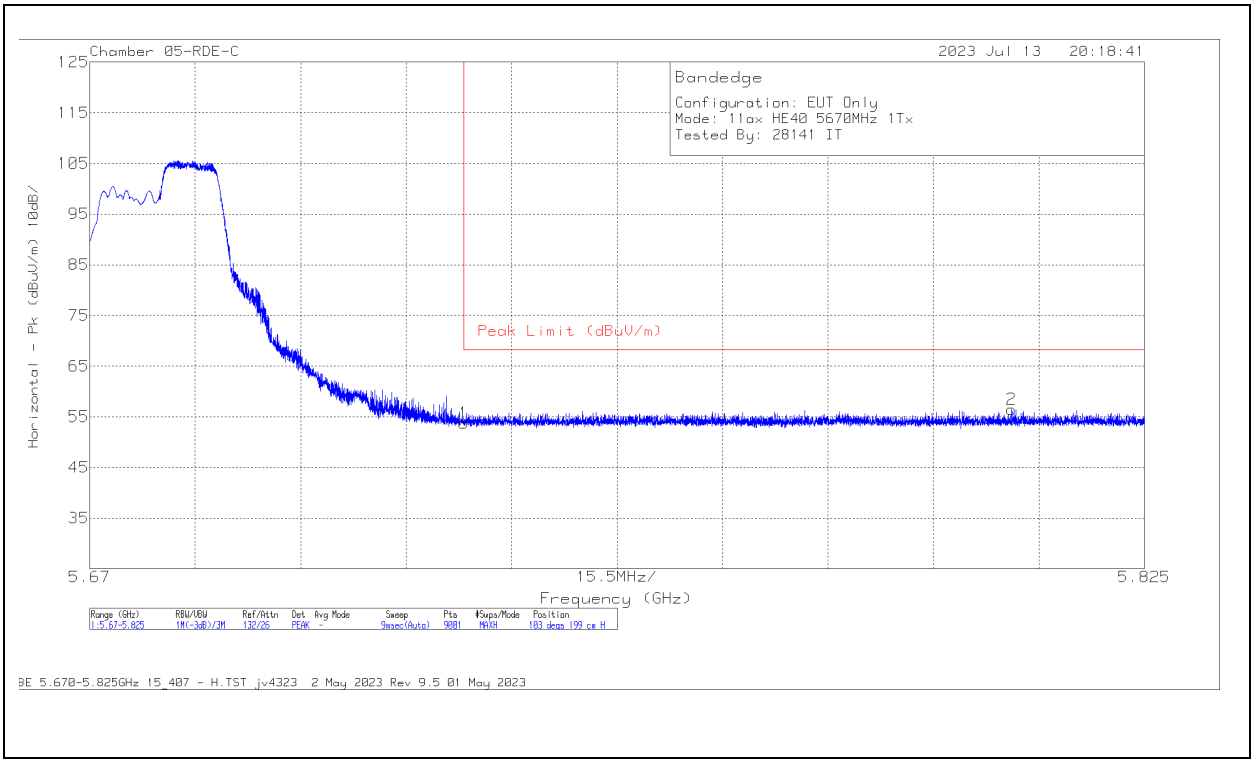

Marker	Frequency (GHz)	Meter Reading (dBuV)	Det	81887 ACF (dB) 3mH	DCCF (dB)	Gain/Loss (dB)	Corrected Reading (dBuV/m)	Peak Limit (dBuV/m)	PK Margin (dB)	Azimuth (Degs)	Height (cm)	Polarity
1	5.725	57.2	Pk	34.8	0	-38.2	53.8	68.2	-14.4	103	199	H
2	5.805503	59.57	Pk	34.9	0	-37.94	56.53	68.2	-11.67	103	199	H

Pk - Peak detector

UL VERIFICATION SERVICES
47173 Benicia Street, Fremont, CA 94538; USA TEL:(510) 319-4000 FAX:(510) 661-0888
This report shall not be reproduced except in full, without the written approval of UL VERIFICATION SERVICES

VERTICAL RESULT

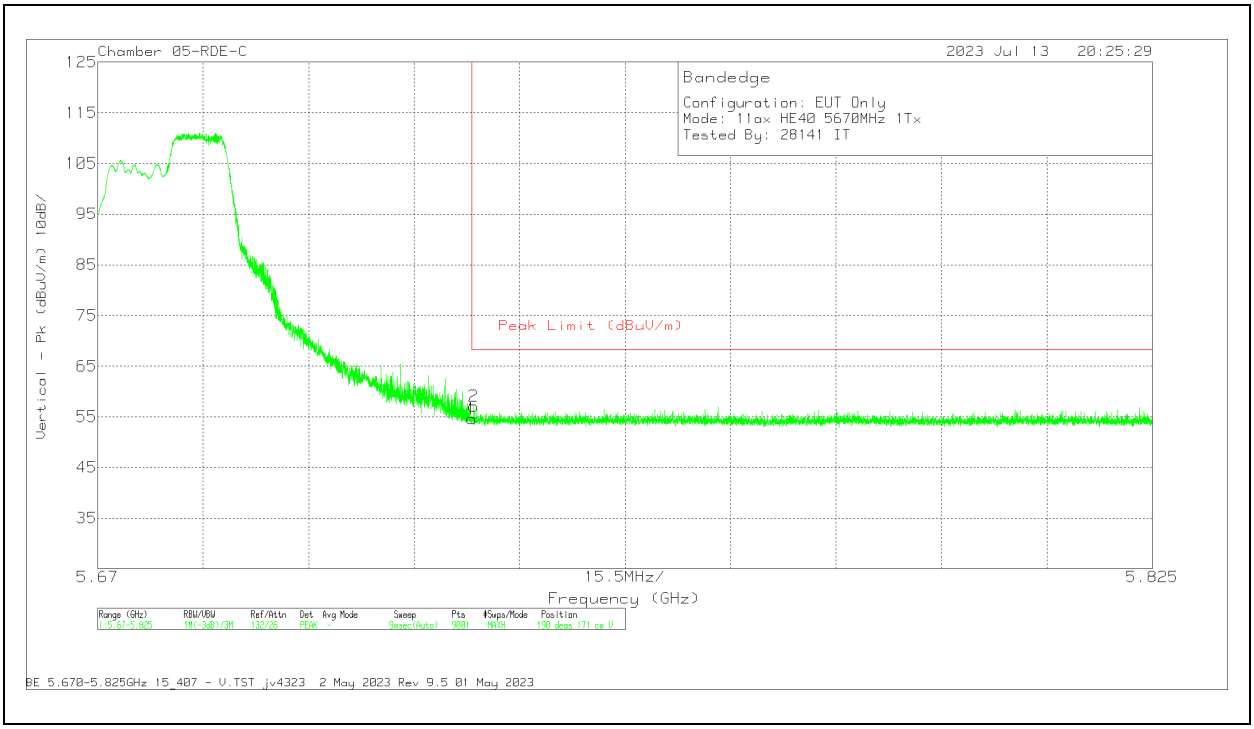

Marker	Frequency (GHz)	Meter Reading (dBuV)	Det	81887 ACF (dB) 3mH	DCCF (dB)	Gain/Loss (dB)	Corrected Reading (dBuV/m)	Peak Limit (dBuV/m)	PK Margin (dB)	Azimuth (Degs)	Height (cm)	Polarity
1	5.725	58.07	Pk	34.8	0	-38.2	54.67	68.2	-13.53	190	171	V
2	5.725248	60.49	Pk	34.8	0	-38.21	57.08	68.2	-11.12	190	171	V

Pk - Peak detector

UL VERIFICATION SERVICES
47173 Benicia Street, Fremont, CA 94538; USA TEL:(510) 319-4000 FAX:(510) 661-0888

This report shall not be reproduced except in full, without the written approval of UL VERIFICATION SERVICES

1TX Antenna 6 MODE: SU, Single User

BANDEDGE (LOW CHANNEL)

HORIZONTAL RESULT

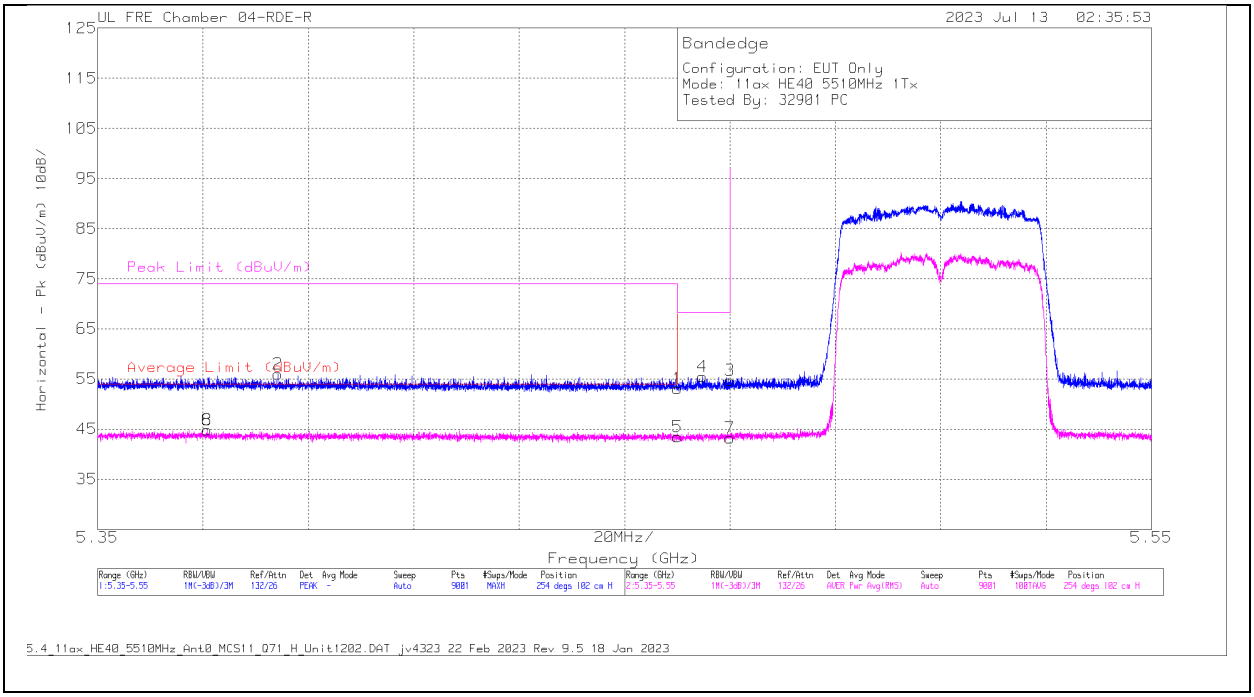

Marker	Frequency (GHz)	Meter Reading (dBuV)	Det	222740 ACF(dB) - 3mH	DCCF (dB)	Gain/Loss (dB)	Corrected Reading (dBuV/m)	Average Limit (dBuV/m)	Margin (dB)	Peak Limit (dBuV/m)	PK Margin (dB)	Azimuth (Degs)	Height (cm)	Polarity
6	5.370778	47.88	RMS	34.4	.84	-38.3	44.82	54	-9.18	-	-	254	102	H
8	5.370778	47.88	RMS	34.4	.84	-38.3	44.82	54	-9.18	-	-	254	102	H
2	5.384244	59.87	Pk	34.4	0	-38.33	55.94	-	-	74	-18.06	254	102	H
1	5.46	56.93	Pk	34.4	0	-38.2	53.13	-	-	68.2	-15.07	254	102	H
5	5.46	46.45	RMS	34.4	.84	-38.2	43.49	54	-10.51	-	-	254	102	H
4	5.464799	59.27	Pk	34.4	0	-38.15	55.52	-	-	68.2	-12.68	254	102	H
3	5.47	58.48	Pk	34.4	0	-38.12	54.76	-	-	68.2	-13.44	254	102	H
7	5.47	46.13	RMS	34.4	.84	-38.12	43.25	-	-	-	-	254	102	H

Pk - Peak detector
RMS - RMS detection

UL VERIFICATION SERVICES
47173 Benicia Street, Fremont, CA 94538; USA TEL:(510) 319-4000 FAX:(510) 661-0888
This report shall not be reproduced except in full, without the written approval of UL VERIFICATION SERVICES

VERTICAL RESULT

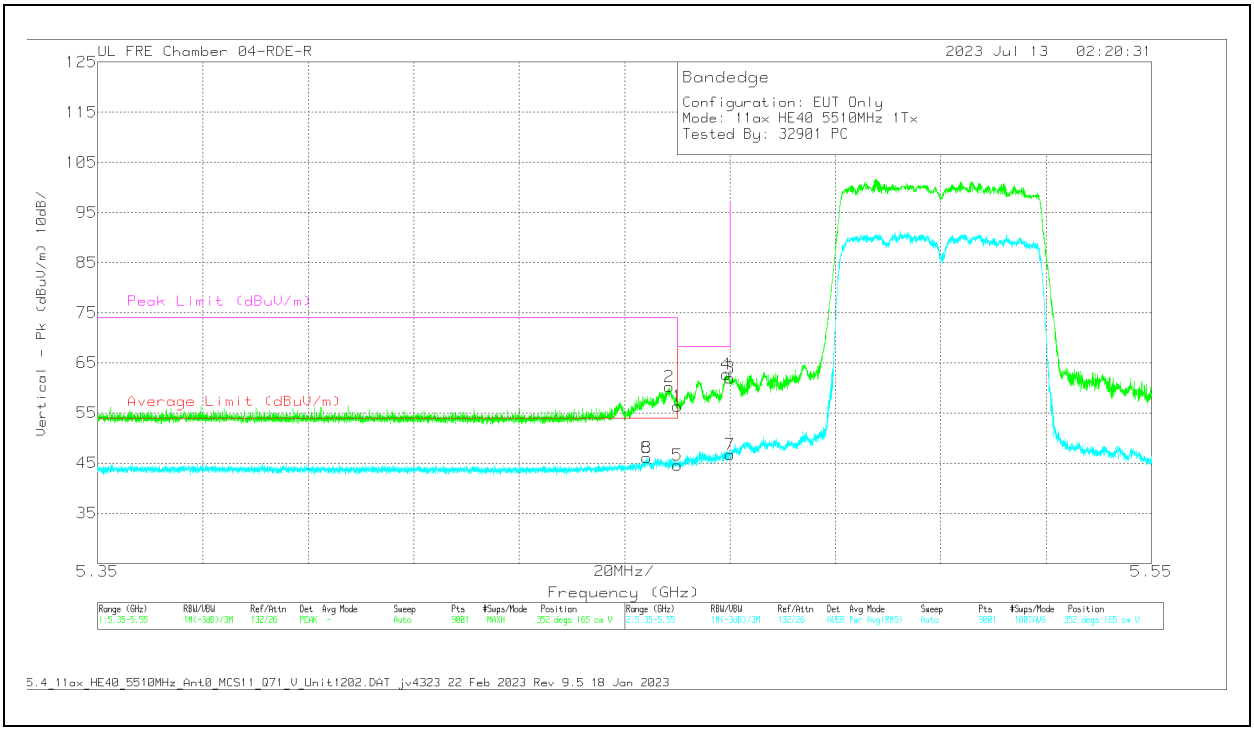

Marker	Frequency (GHz)	Meter Reading (dBuV)	Det	222740 ACF(dB) - 3mH	DCCF (dB)	Gain/Loss (dB)	Corrected Reading (dBuV/m)	Average Limit (dBuV/m)	Margin (dB)	Peak Limit (dBuV/m)	PK Margin (dB)	Azimuth (Degs)	Height (cm)	Polarity
6	5.454221	49.02	RMS	34.4	.84	-38.19	46.07	54	-7.93	-	-	352	165	V
8	5.454221	49.02	RMS	34.4	.84	-38.19	46.07	54	-7.93	-	-	352	165	V
2	5.458532	63.95	Pk	34.4	0	-38.16	60.19	-	-	74	-13.81	352	165	V
1	5.46	60.11	Pk	34.4	0	-38.2	56.31	-	-	68.2	-11.89	352	165	V
5	5.46	47.57	RMS	34.4	.84	-38.2	44.61	54	-9.39	-	-	352	165	V
4	5.46931	66.44	Pk	34.4	0	-38.14	62.7	-	-	68.2	-5.5	352	165	V
3	5.47	65.7	Pk	34.4	0	-38.12	61.98	-	-	68.2	-6.22	352	165	V
7	5.47	49.54	RMS	34.4	.84	-38.12	46.66	-	-	-	-	352	165	V

Pk - Peak detector
RMS - RMS detection

UL VERIFICATION SERVICES
47173 Benicia Street, Fremont, CA 94538; USA TEL:(510) 319-4000 FAX:(510) 661-0888
This report shall not be reproduced except in full, without the written approval of UL VERIFICATION SERVICES

BANDEDGE (HIGH CHANNEL)

HORIZONTAL RESULT

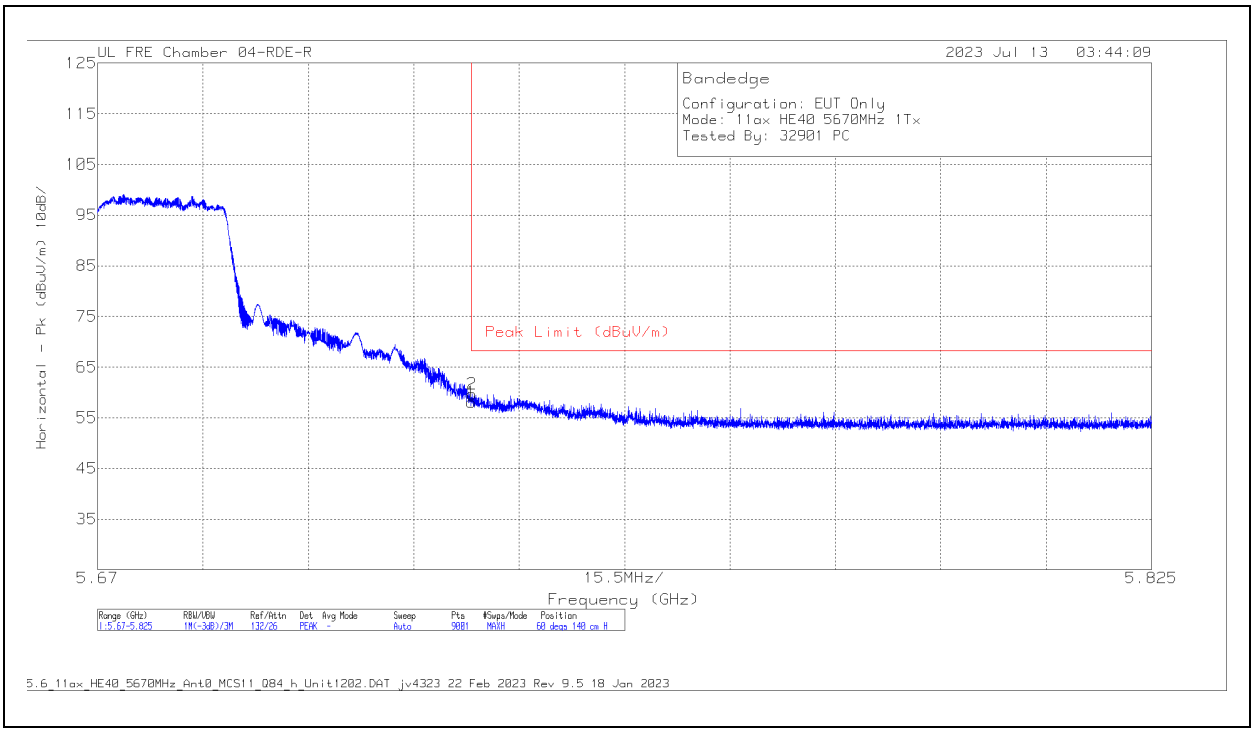

Marker	Frequency (GHz)	Meter Reading (dBuV)	Det	222740 ACF(dB) - 3mH	Gain/Loss (dB)	Corrected Reading (dBuV/m)	Peak Limit (dBuV/m)	PK Margin (dB)	Azimuth (Degs)	Height (cm)	Polarity
1	5.725	61.16	Pk	34.5	-37.57	58.09	68.2	-10.11	60	140	H
2	5.725059	62.72	Pk	34.5	-37.57	59.65	68.2	-8.55	60	140	H

Pk - Peak detector

UL VERIFICATION SERVICES
47173 Benicia Street, Fremont, CA 94538; USA TEL:(510) 319-4000 FAX:(510) 661-0888
This report shall not be reproduced except in full, without the written approval of UL VERIFICATION SERVICES

VERTICAL RESULT

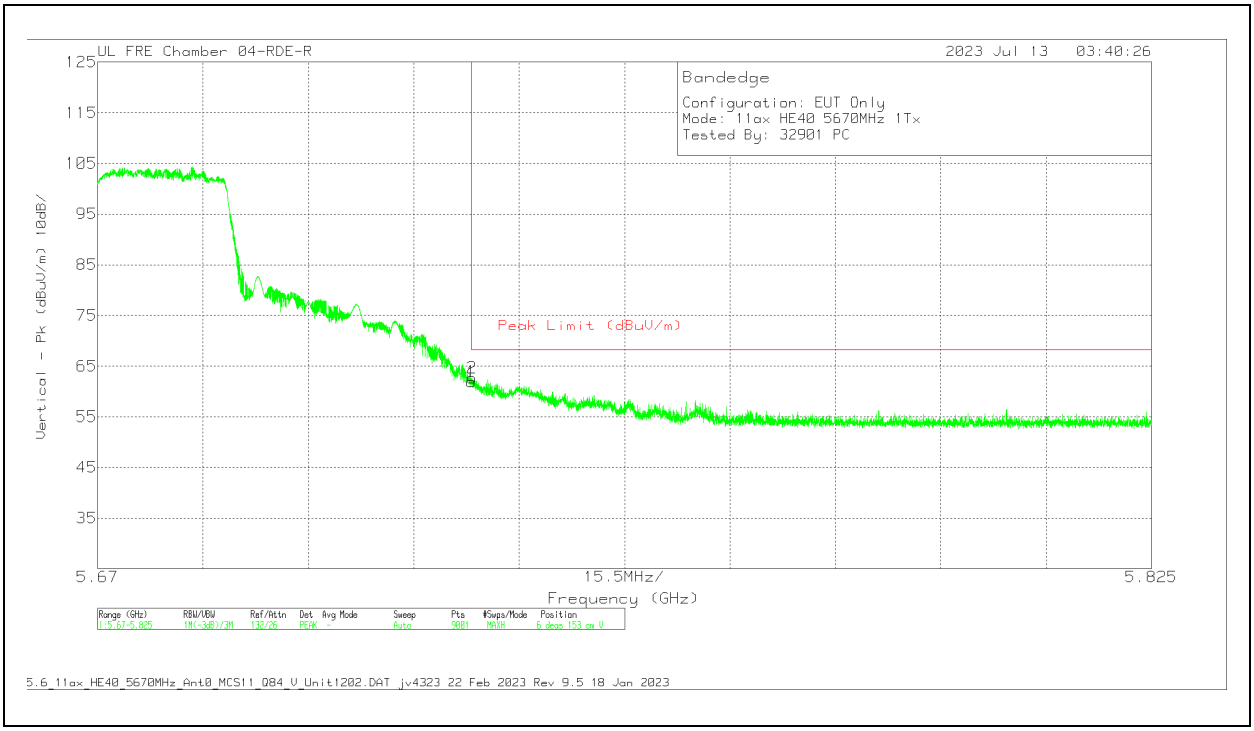

Marker	Frequency (GHz)	Meter Reading (dBuV)	Det	222740 ACF(dB) - 3mH	DCCF (dB)	Gain/Loss (dB)	Corrected Reading (dBuV/m)	Peak Limit (dBuV/m)	PK Margin (dB)	Azimuth (Degs)	Height (cm)	Polarity
1	5.725	65.02	Pk	34.5	0	-37.57	61.95	68.2	-6.25	6	153	V
2	5.725093	65.79	Pk	34.5	0	-37.57	62.72	68.2	-5.48	6	153	V

Pk - Peak detector

UL VERIFICATION SERVICES
47173 Benicia Street, Fremont, CA 94538; USA TEL:(510) 319-4000 FAX:(510) 661-0888

This report shall not be reproduced except in full, without the written approval of UL VERIFICATION SERVICES

1TX Antenna 5 MODE: 106-Tones, RU Index 53

BANDEDGE (LOW CHANNEL)

HORIZONTAL RESULT

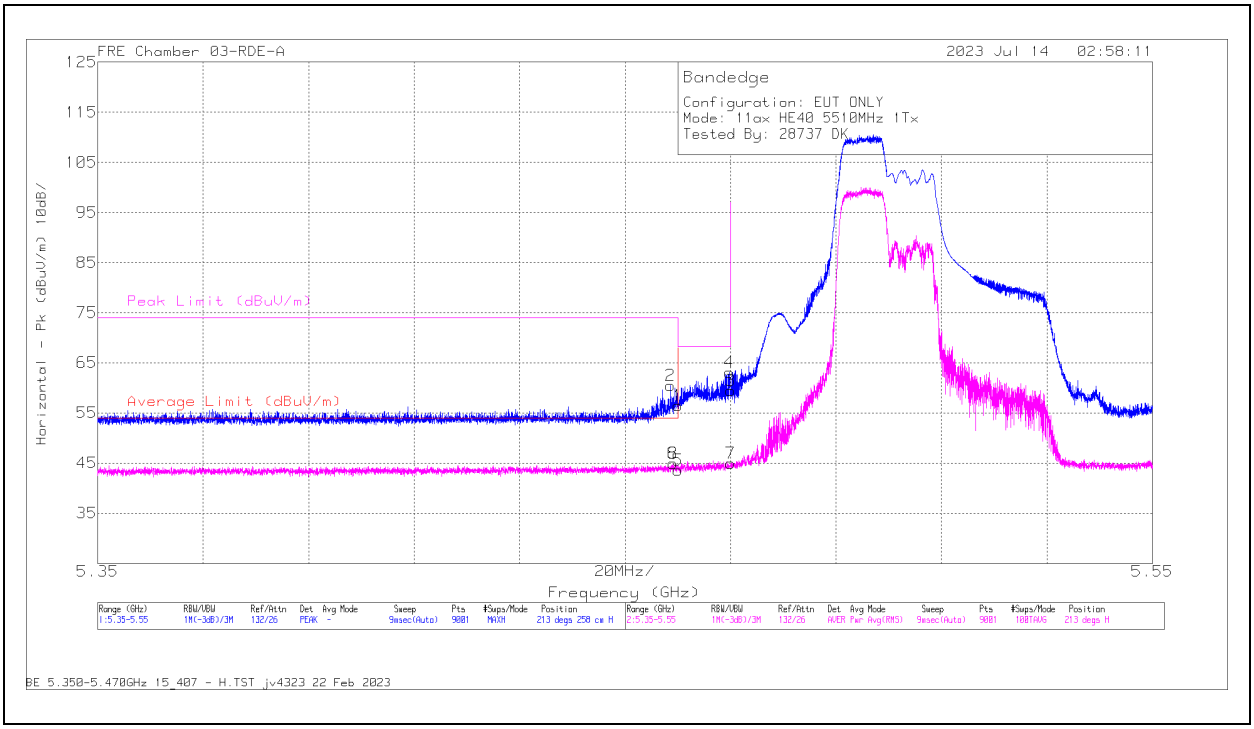

Marker	Frequency (GHz)	Meter Reading (dBuV)	Det	200897 ACF (dB) 3mH	DCCF (dB)	Gain/Loss (dB)	Corrected Reading (dBuV/m)	Average Limit (dBuV/m)	Margin (dB)	Peak Limit (dBuV/m)	PK Margin (dB)	Azimuth (Degs)	Height (cm)	Polarity
1	* 5.46	60.42	Pk	34.4	0	-38.35	56.47	-	-	68.2	-11.73	213	258	H
2	* 5.458599	64.39	Pk	34.4	0	-38.36	60.43	-	-	74	-13.57	213	258	H
5	* 5.46	47.05	RMS	34.4	.54	-38.35	43.64	54	-10.36	-	-	213	258	H
6	* 5.45911	48.33	RMS	34.4	.54	-38.36	44.91	54	-9.09	-	-	213	258	H
8	* 5.45911	48.33	RMS	34.4	.54	-38.36	44.91	54	-9.09	-	-	213	258	H
4	5.469732	67.01	Pk	34.4	0	-38.31	63.1	-	-	68.2	-5.1	213	258	H
3	5.47	63.34	Pk	34.4	0	-38.3	59.44	-	-	68.2	-8.76	213	258	H
7	5.47	48.29	RMS	34.4	.54	-38.3	44.93	-	-	-	-	213	258	H

* - indicates frequency in CFR47 Pt 15 / IC RSS-Restricted Band
Pk - Peak detector
RMS - RMS detection

UL VERIFICATION SERVICES
47173 Benicia Street, Fremont, CA 94538; USA TEL:(510) 319-4000 FAX:(510) 661-0888
This report shall not be reproduced except in full, without the written approval of UL VERIFICATION SERVICES

VERTICAL RESULT

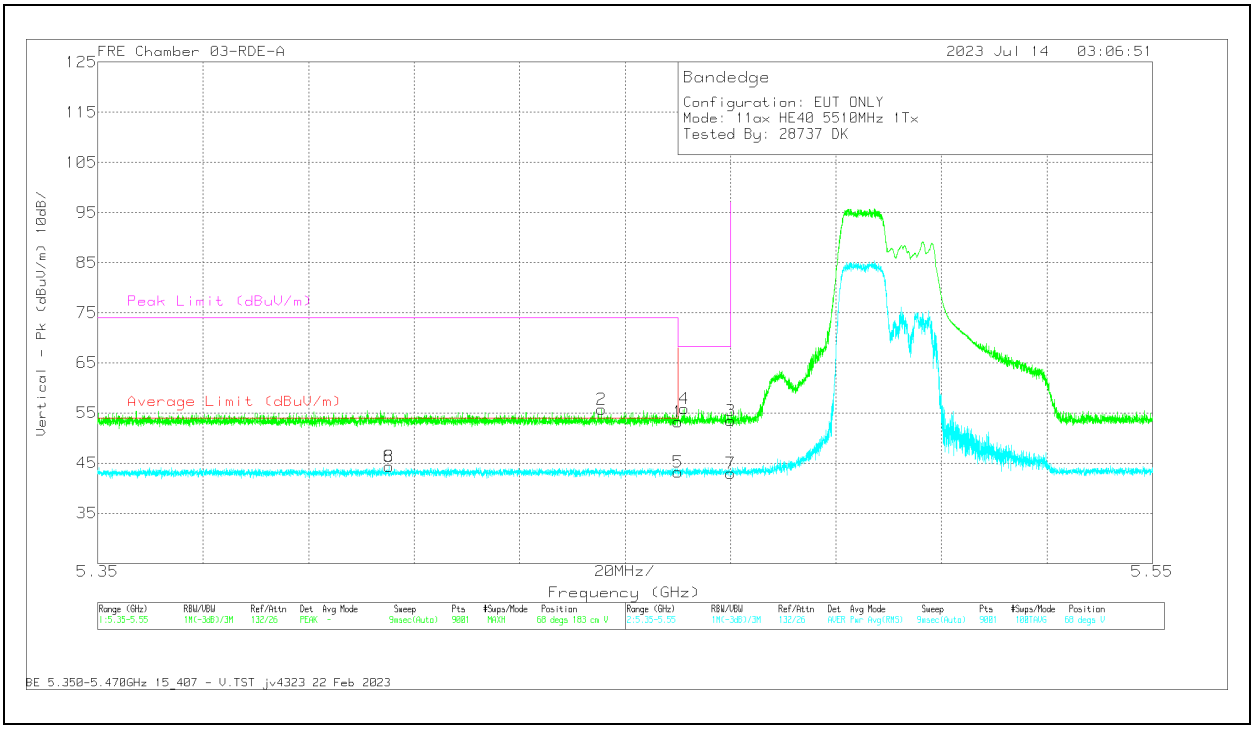

Marker	Frequency (GHz)	Meter Reading (dBuV)	Det	200897 ACF (dB) 3mH	DCCF (dB)	Gain/Loss (dB)	Corrected Reading (dBuV/m)	Average Limit (dBuV/m)	Margin (dB)	Peak Limit (dBuV/m)	PK Margin (dB)	Azimuth (Degs)	Height (cm)	Polarity
6	5.405222	47.78	RMS	34.4	.54	-38.42	44.3	54	-9.7	-	-	68	183	V
8	5.405222	47.78	RMS	34.4	.54	-38.42	44.3	54	-9.7	-	-	68	183	V
2	5.445488	59.63	Pk	34.4	0	-38.32	55.71	-	-	74	-18.29	68	183	V
1	5.46	57.17	Pk	34.4	0	-38.35	53.22	-	-	68.2	-14.98	68	183	V
5	5.46	46.58	RMS	34.4	.54	-38.35	43.17	54	-10.83	-	-	68	183	V
4	5.461266	59.82	Pk	34.4	0	-38.34	55.88	-	-	68.2	-12.32	68	183	V
3	5.47	57.36	Pk	34.4	0	-38.3	53.46	-	-	68.2	-14.74	68	183	V
7	5.47	46.27	RMS	34.4	.54	-38.3	42.91	-	-	-	-	68	183	V

Pk - Peak detector
RMS - RMS detection

UL VERIFICATION SERVICES
47173 Benicia Street, Fremont, CA 94538; USA TEL:(510) 319-4000 FAX:(510) 661-0888
This report shall not be reproduced except in full, without the written approval of UL VERIFICATION SERVICES

1TX Antenna 5 MODE: 106-Tones, RU Index 56

BANDEDGE (HIGH CHANNEL)

HORIZONTAL RESULT

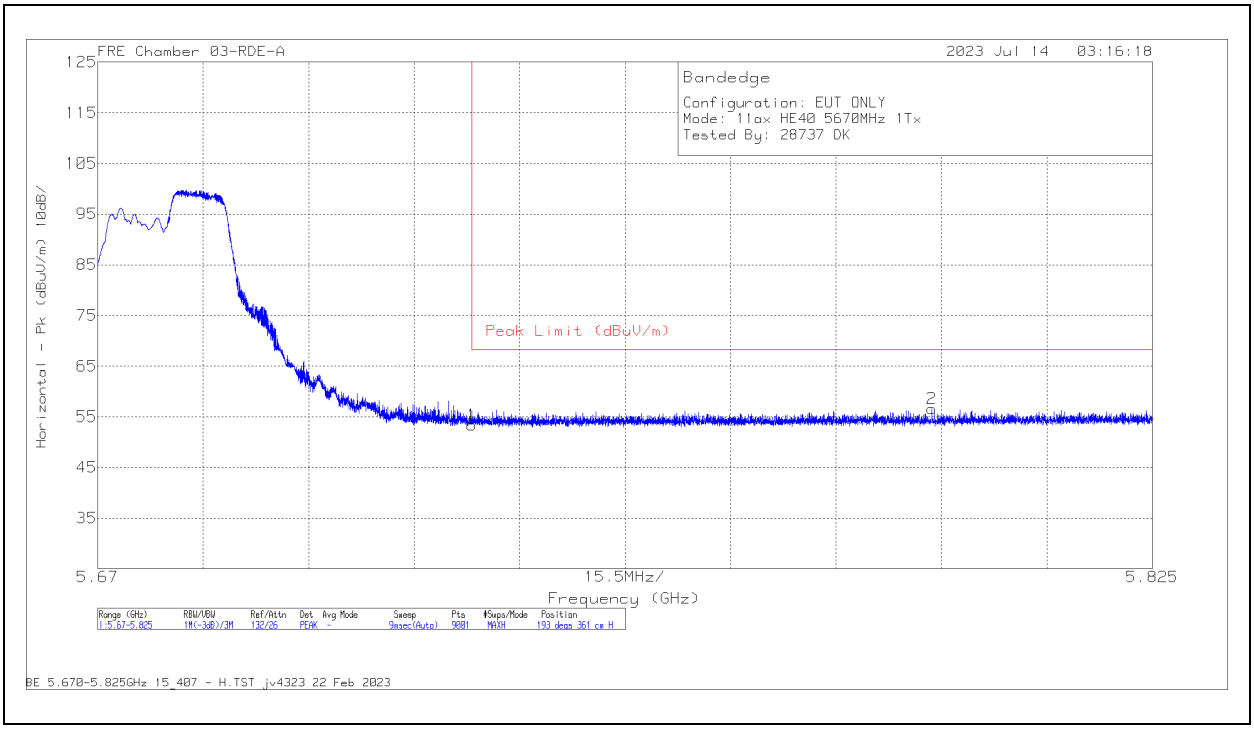

Marker	Frequency (GHz)	Meter Reading (dBuV)	Det	200897 ACF (dB) 3mH	DCCF (dB)	Gain/Loss (dB)	Corrected Reading (dBuV/m)	Peak Limit (dBuV/m)	PK Margin (dB)	Azimuth (Degs)	Height (cm)	Polarity
1	5.725	56.66	Pk	34.5	0	-37.78	53.38	68.2	-14.82	193	361	H
2	5.792552	59.46	Pk	34.7	0	-37.6	56.56	68.2	-11.64	193	361	H

Pk - Peak detector

UL VERIFICATION SERVICES
47173 Benicia Street, Fremont, CA 94538; USA TEL:(510) 319-4000 FAX:(510) 661-0888
This report shall not be reproduced except in full, without the written approval of UL VERIFICATION SERVICES

VERTICAL RESULT

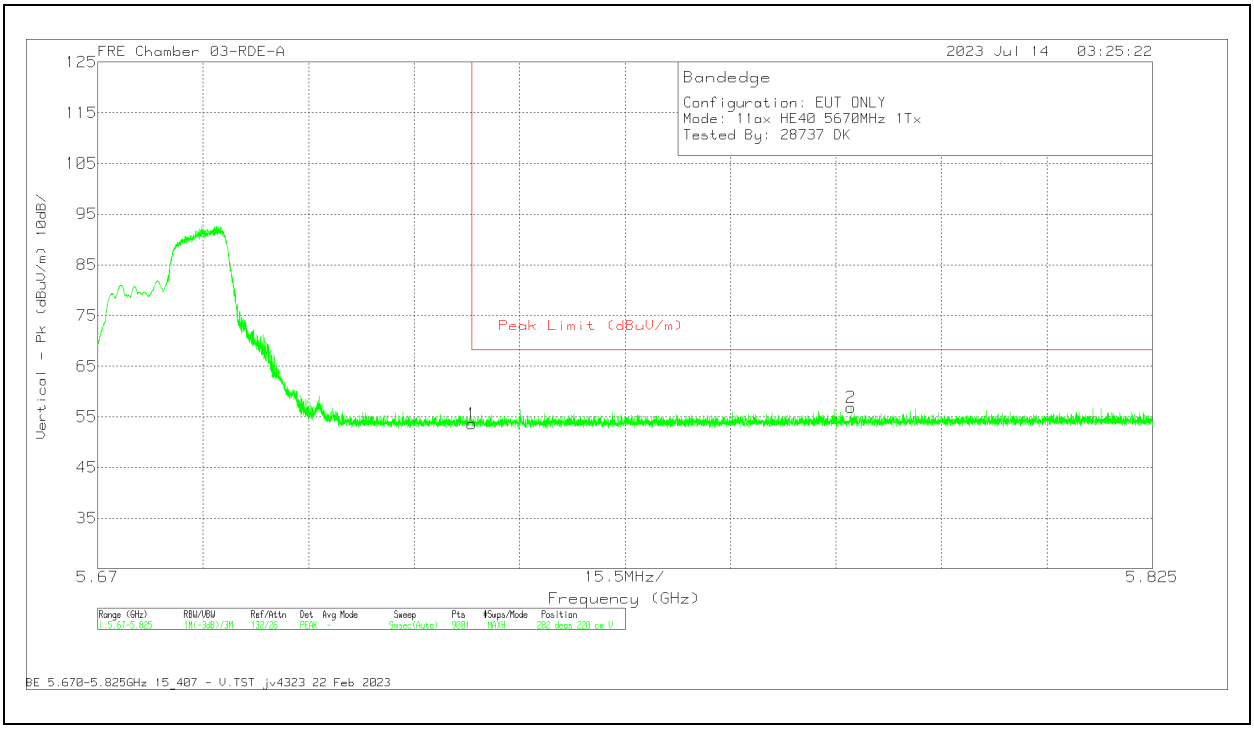

Marker	Frequency (GHz)	Meter Reading (dBuV)	Det	200897 ACF (dB) 3mH	DCCF (dB)	Gain/Loss (dB)	Corrected Reading (dBuV/m)	Peak Limit (dBuV/m)	PK Margin (dB)	Azimuth (Degs)	Height (cm)	Polarity
1	5.725	56.92	Pk	34.5	0	-37.78	53.64	68.2	-14.56	282	220	V
2	5.780669	59.78	Pk	34.7	0	-37.64	56.84	68.2	-11.36	282	220	V

Pk - Peak detector

UL VERIFICATION SERVICES
47173 Benicia Street, Fremont, CA 94538; USA TEL:(510) 319-4000 FAX:(510) 661-0888

This report shall not be reproduced except in full, without the written approval of UL VERIFICATION SERVICES

1TX Antenna 5 MODE: SU, Single User

BANDEDGE (LOW CHANNEL)

HORIZONTAL RESULT

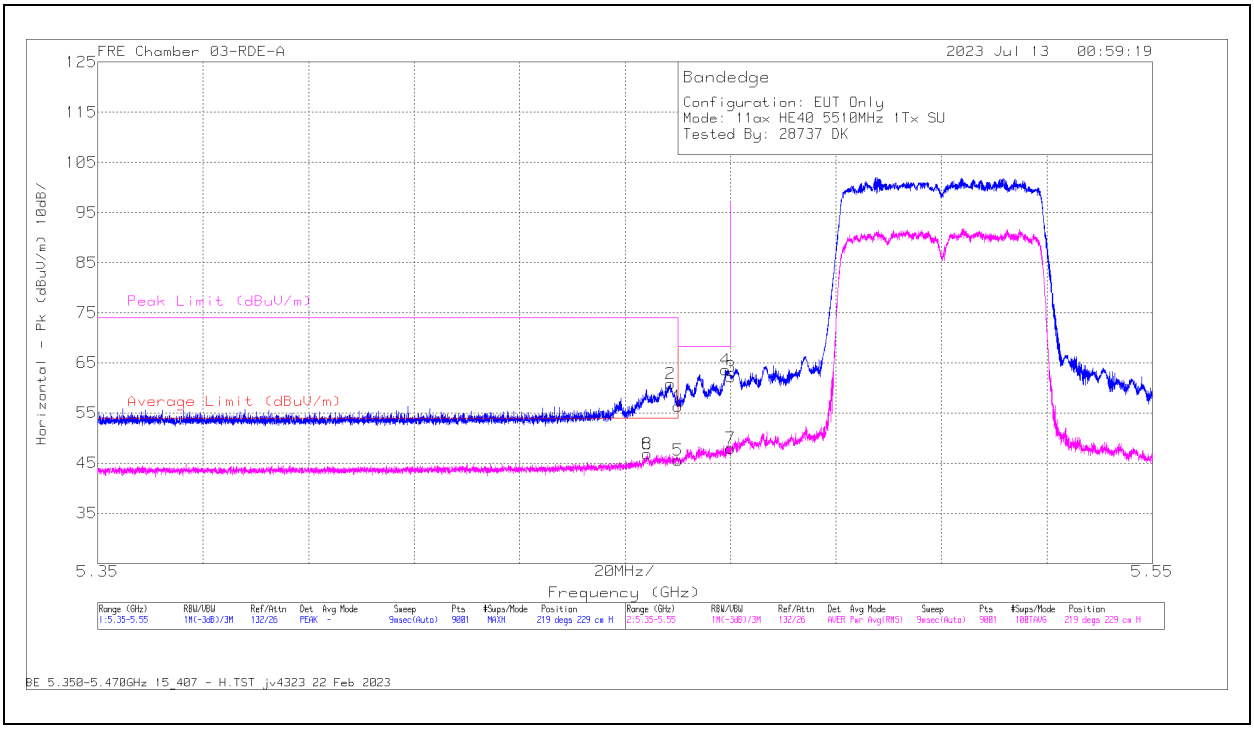

Marker	Frequency (GHz)	Meter Reading (dBuV)	Det	200897 ACF (dB) 3mH	DCCF (dB)	Gain/Loss (dB)	Corrected Reading (dBuV/m)	Average Limit (dBuV/m)	Margin (dB)	Peak Limit (dBuV/m)	PK Margin (dB)	Azimuth (Degs)	Height (cm)	Polarity
6	5.454177	49.95	RMS	34.4	.84	-38.3	46.89	54	-7.11	-	-	219	229	H
8	5.454177	49.95	RMS	34.4	.84	-38.3	46.89	54	-7.11	-	-	219	229	H
2	5.458599	64.84	Pk	34.4	0	-38.36	60.88	-	-	74	-13.12	219	229	H
1	5.46	60.28	Pk	34.4	0	-38.35	56.33	-	-	68.2	-11.87	219	229	H
5	5.46	48.77	RMS	34.4	.84	-38.35	45.66	54	-8.34	-	-	219	229	H
4	5.469021	67.55	Pk	34.4	0	-38.32	63.63	-	-	68.2	-4.57	219	229	H
3	5.47	66.18	Pk	34.4	0	-38.3	62.28	-	-	68.2	-5.92	219	229	H
7	5.47	51.01	RMS	34.4	.84	-38.3	47.95	-	-	-	-	219	229	H

Pk - Peak detector
RMS - RMS detection

UL VERIFICATION SERVICES
47173 Benicia Street, Fremont, CA 94538; USA TEL:(510) 319-4000 FAX:(510) 661-0888
This report shall not be reproduced except in full, without the written approval of UL VERIFICATION SERVICES

VERTICAL RESULT

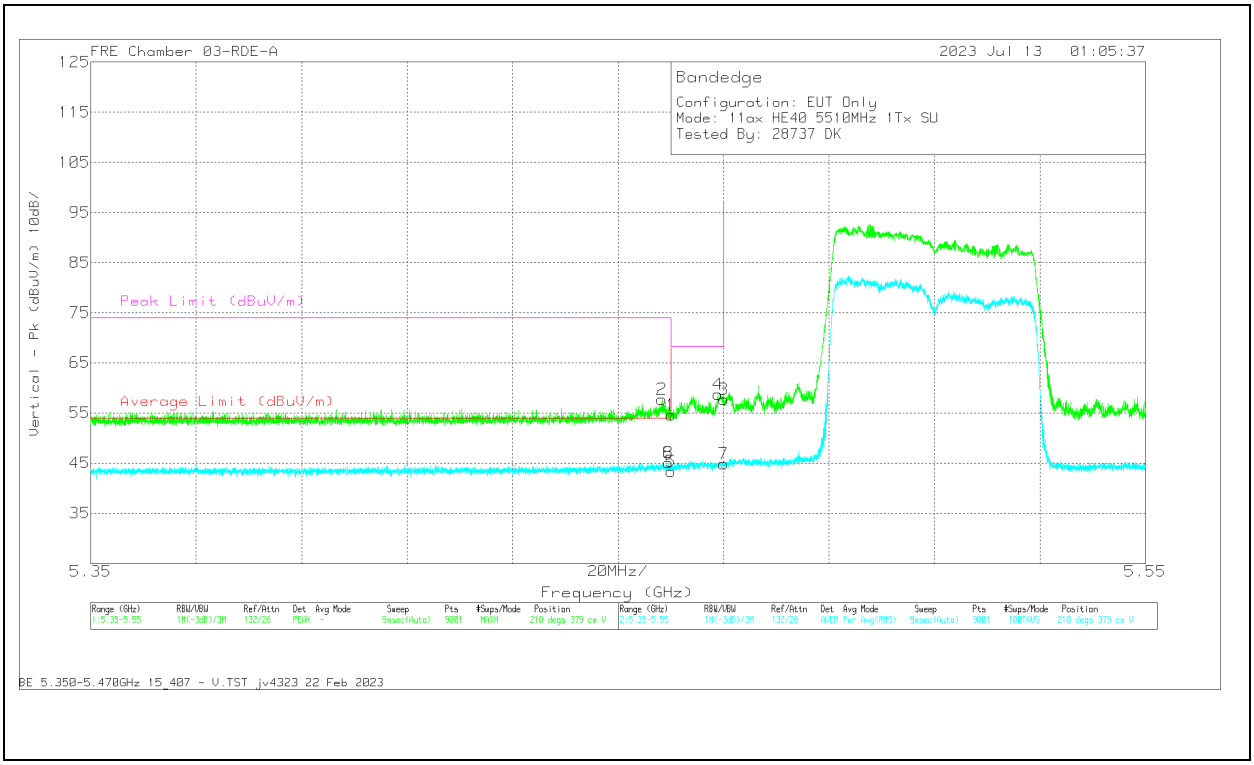

Marker	Frequency (GHz)	Meter Reading (dBuV)	Det	200897 ACF (dB) 3mH	DCCF (dB)	Gain/Loss (dB)	Corrected Reading (dBuV/m)	Average Limit (dBuV/m)	Margin (dB)	Peak Limit (dBuV/m)	PK Margin (dB)	Azimuth (Degs)	Height (cm)	Polarity
2	5.45831	61.65	Pk	34.4	0	-38.35	57.7	-	-	74	-16.3	210	379	V
6	5.459599	48.24	RMS	34.4	.84	-38.35	45.13	54	-8.87	-	-	210	379	V
8	5.459599	48.24	RMS	34.4	.84	-38.35	45.13	54	-8.87	-	-	210	379	V
1	5.46	58.6	Pk	34.4	0	-38.35	54.65	-	-	68.2	-13.55	210	379	V
5	5.46	46.52	RMS	34.4	.84	-38.35	43.41	54	-10.59	-	-	210	379	V
4	5.468954	62.68	Pk	34.4	0	-38.32	58.76	-	-	68.2	-9.44	210	379	V
3	5.47	61.65	Pk	34.4	0	-38.3	57.75	-	-	68.2	-10.45	210	379	V
7	5.47	47.94	RMS	34.4	.84	-38.3	44.88	-	-	-	-	210	379	V

Pk - Peak detector
RMS - RMS detection

UL VERIFICATION SERVICES
47173 Benicia Street, Fremont, CA 94538; USA TEL:(510) 319-4000 FAX:(510) 661-0888
This report shall not be reproduced except in full, without the written approval of UL VERIFICATION SERVICES

BANDEDGE (HIGH CHANNEL)

HORIZONTAL RESULT

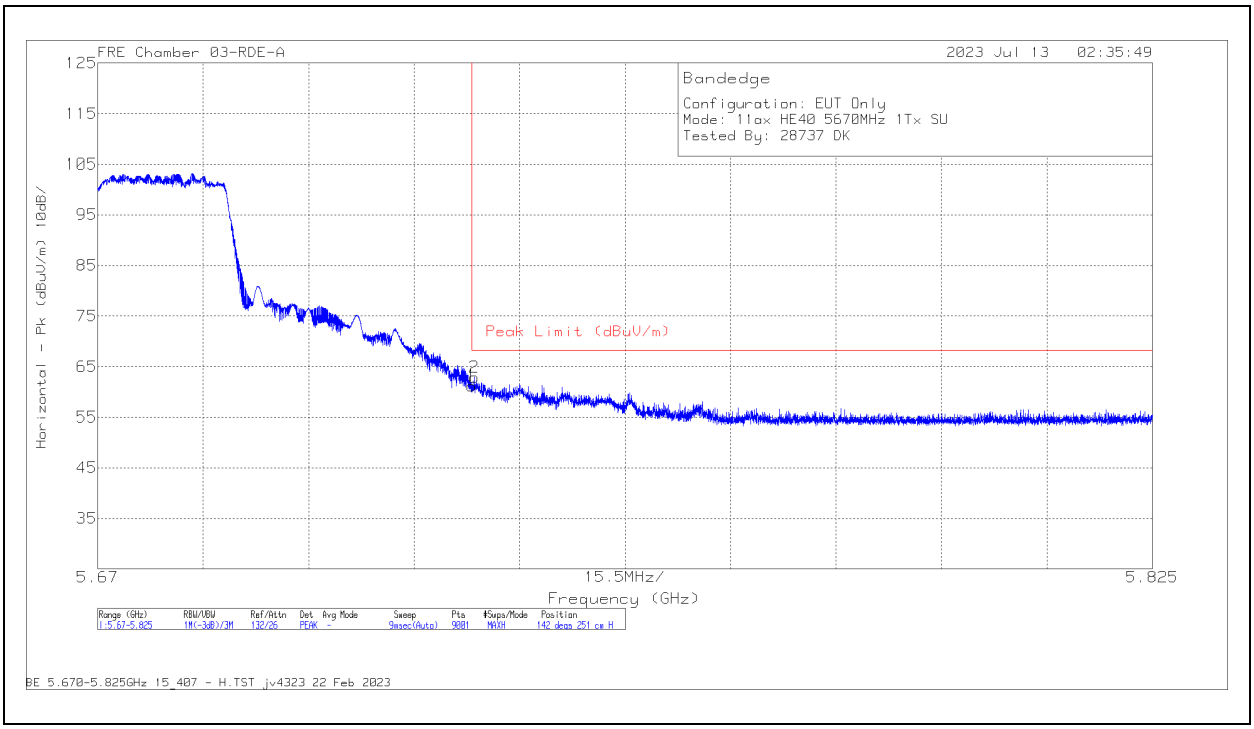

Marker	Frequency (GHz)	Meter Reading (dBuV)	Det	200897 ACF (dB) 3mH	DCCF (dB)	Gain/Loss (dB)	Corrected Reading (dBuV/m)	Peak Limit (dBuV/m)	PK Margin (dB)	Azimuth (Degs)	Height (cm)	Polarity
1	5.725	64.51	Pk	34.5	0	-37.78	61.23	68.2	-6.97	142	251	H
2	5.725334	66.25	Pk	34.5	0	-37.79	62.96	68.2	-5.24	142	251	H

Pk - Peak detector

UL VERIFICATION SERVICES
47173 Benicia Street, Fremont, CA 94538; USA TEL:(510) 319-4000 FAX:(510) 661-0888
This report shall not be reproduced except in full, without the written approval of UL VERIFICATION SERVICES

VERTICAL RESULT

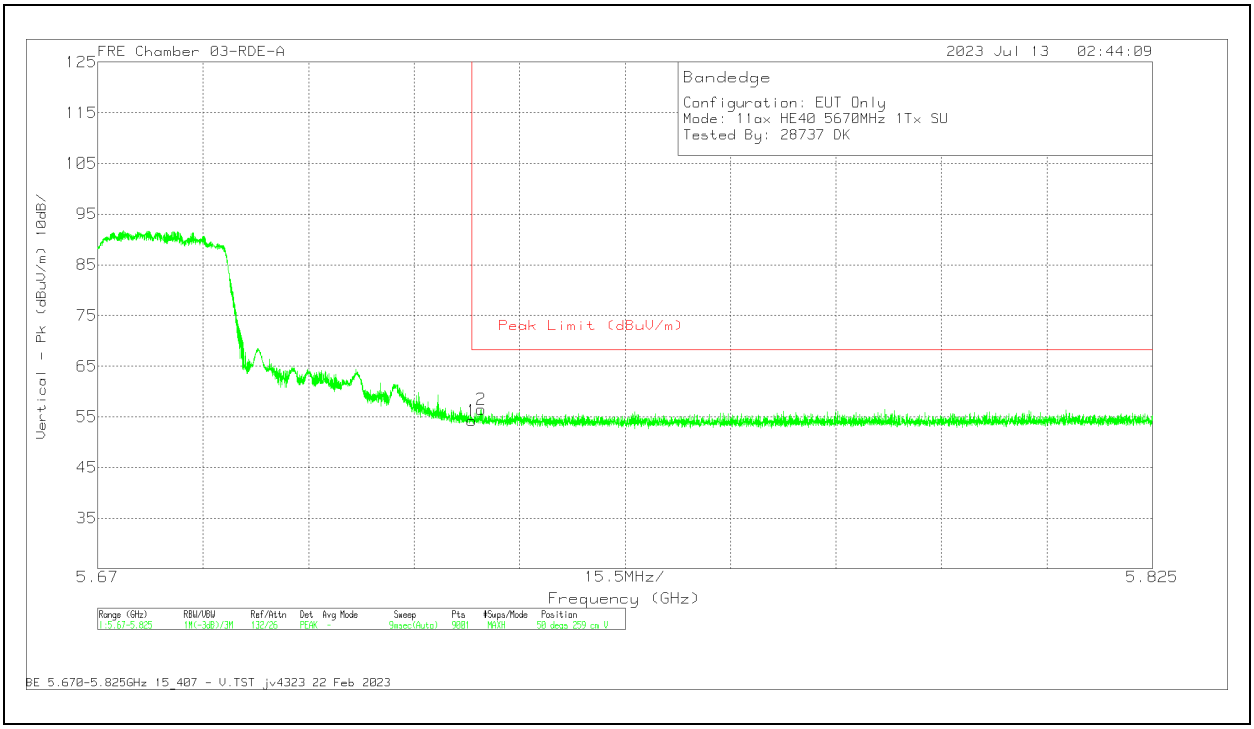

Marker	Frequency (GHz)	Meter Reading (dBuV)	Det	200897 ACF (dB) 3mH	DCCF (dB)	Gain/Loss (dB)	Corrected Reading (dBuV/m)	Peak Limit (dBuV/m)	PK Margin (dB)	Azimuth (Degs)	Height (cm)	Polarity
1	5.725	57.51	Pk	34.5	0	-37.78	54.23	68.2	-13.97	50	259	V
2	5.726316	59.8	Pk	34.5	0	-37.8	56.5	68.2	-11.7	50	259	V

Pk - Peak detector

UL VERIFICATION SERVICES
47173 Benicia Street, Fremont, CA 94538; USA TEL:(510) 319-4000 FAX:(510) 661-0888

This report shall not be reproduced except in full, without the written approval of UL VERIFICATION SERVICES

2TX Antenna 6 + Antenna 5 OFDMA MODE: 106-Tones, RU Index 56

BANDEDGE (LOW CHANNEL)

HORIZONTAL RESULT

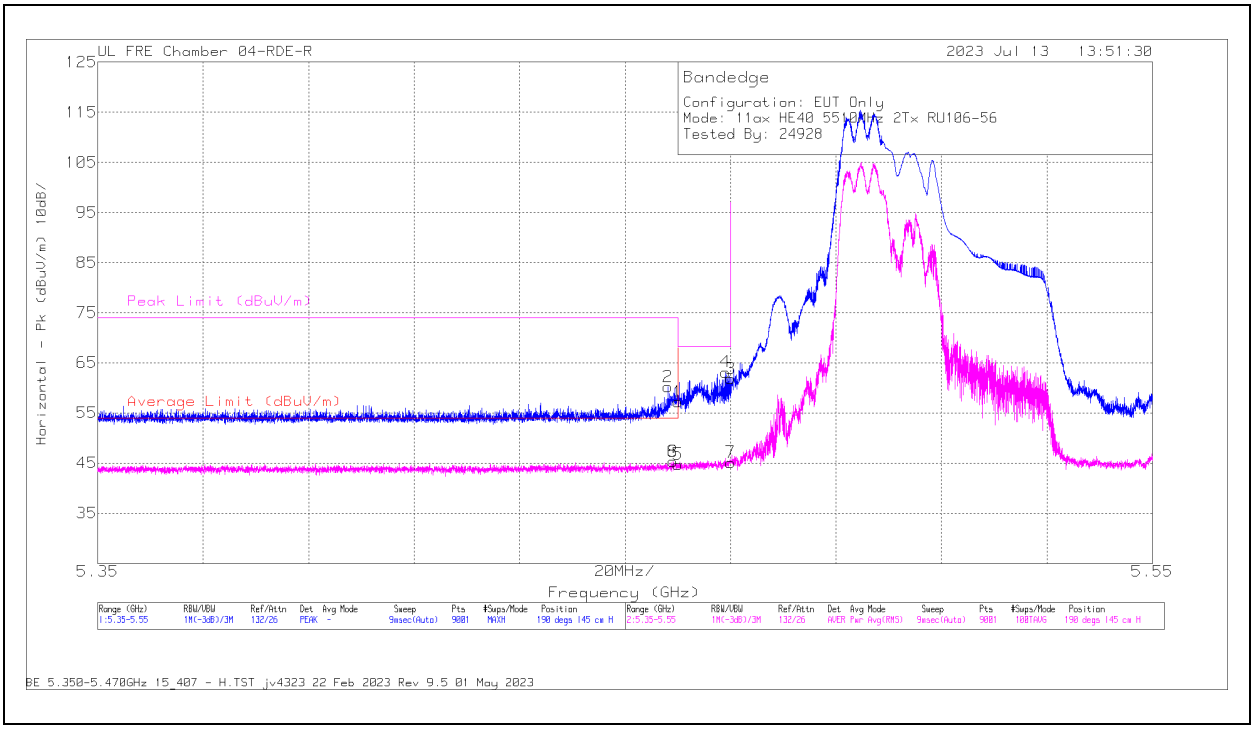

Marker	Frequency (GHz)	Meter Reading (dBuV)	Det	222740 ACF(dB) - 3mH	DCCF (dB)	Gain/Loss (dB)	Corrected Reading (dBuV/m)	Average Limit (dBuV/m)	Margin (dB)	Peak Limit (dBuV/m)	PK Margin (dB)	Azimuth (Degs)	Height (cm)	Polarity
2	5.458088	64	Pk	34.4	0	-38.15	60.25	-	-	74	-13.75	190	145	H
6	5.459088	48.6	RMS	34.4	.54	-38.17	45.37	54	-8.63	-	-	190	145	H
8	5.459088	48.6	RMS	34.4	.54	-38.17	45.37	54	-8.63	-	-	190	145	H
1	5.46	61.05	Pk	34.4	0	-38.2	57.25	-	-	68.2	-10.95	190	145	H
5	5.46	48.03	RMS	34.4	.54	-38.2	44.77	54	-9.23	-	-	190	145	H
4	5.469021	66.92	Pk	34.4	0	-38.15	63.17	-	-	68.2	-5.03	190	145	H
3	5.47	65.61	Pk	34.4	0	-38.12	61.89	-	-	68.2	-6.31	190	145	H
7	5.47	48.32	RMS	34.4	.54	-38.12	45.14	-	-	-	-	190	145	H

Pk - Peak detector
RMS - RMS detection

UL VERIFICATION SERVICES
47173 Benicia Street, Fremont, CA 94538; USA TEL:(510) 319-4000 FAX:(510) 661-0888
This report shall not be reproduced except in full, without the written approval of UL VERIFICATION SERVICES

VERTICAL RESULT

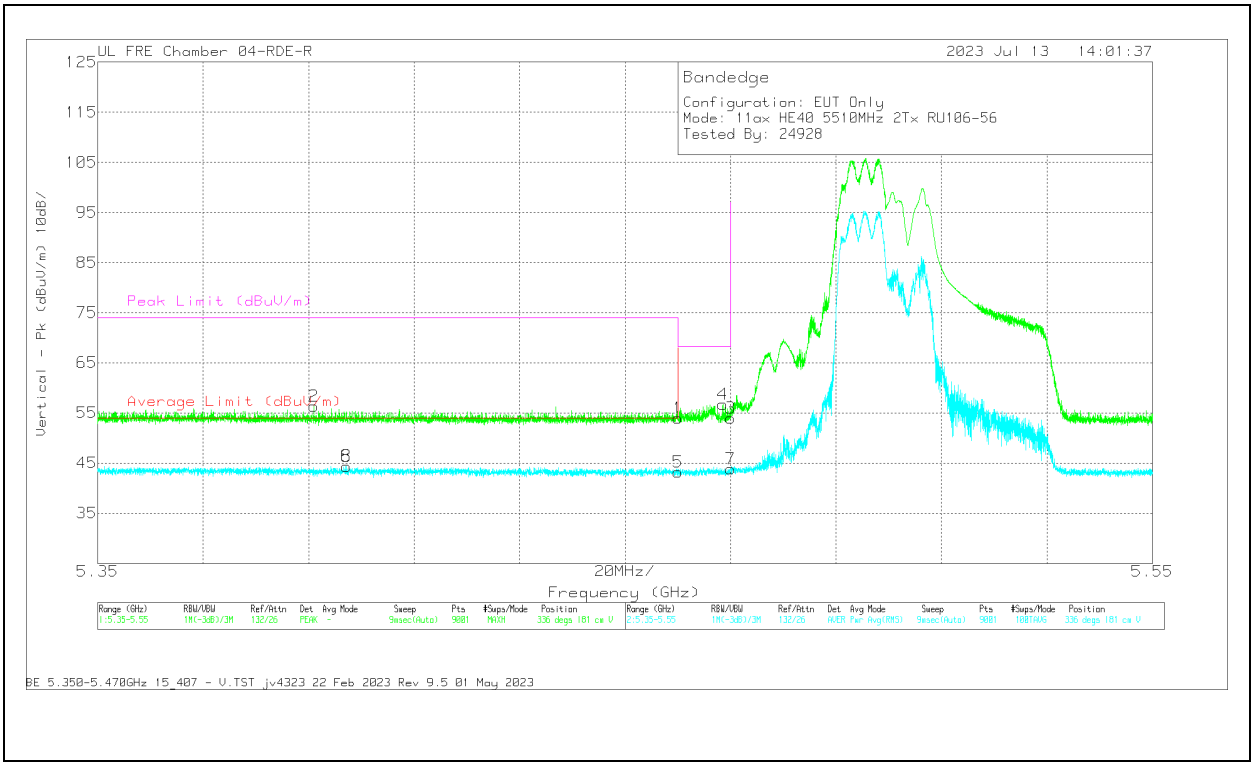

Marker	Frequency (GHz)	Meter Reading (dBuV)	Det	222740 ACF(dB) - 3mH	DCCF (dB)	Gain/Loss (dB)	Corrected Reading (dBuV/m)	Average Limit (dBuV/m)	Margin (dB)	Peak Limit (dBuV/m)	PK Margin (dB)	Azimuth (Degs)	Height (cm)	Polarity
2	5.391	60.33	Pk	34.4	0	-38.33	56.4	-	-	74	-17.6	336	181	V
6	5.397177	47.69	RMS	34.4	.54	-38.24	44.39	54	-9.61	-	-	336	181	V
8	5.397177	47.69	RMS	34.4	.54	-38.24	44.39	54	-9.61	-	-	336	181	V
1	5.46	57.78	Pk	34.4	0	-38.2	53.98	-	-	68.2	-14.22	336	181	V
5	5.46	46.5	RMS	34.4	.54	-38.2	43.24	54	-10.76	-	-	336	181	V
4	5.468532	60.52	Pk	34.4	0	-38.15	56.77	-	-	68.2	-11.43	336	181	V
3	5.47	57.74	Pk	34.4	0	-38.12	54.02	-	-	68.2	-14.18	336	181	V
7	5.47	46.98	RMS	34.4	.54	-38.12	43.80	-	-	-	-	336	181	V

Pk - Peak detector
RMS - RMS detection

UL VERIFICATION SERVICES
47173 Benicia Street, Fremont, CA 94538; USA TEL:(510) 319-4000 FAX:(510) 661-0888
This report shall not be reproduced except in full, without the written approval of UL VERIFICATION SERVICES

1.1.48 5.6GHz Band HARMONICS AND SPURIOUS EMISSIONS, 2TX HE40 RU MODE

LOW CHANNEL RESULTS

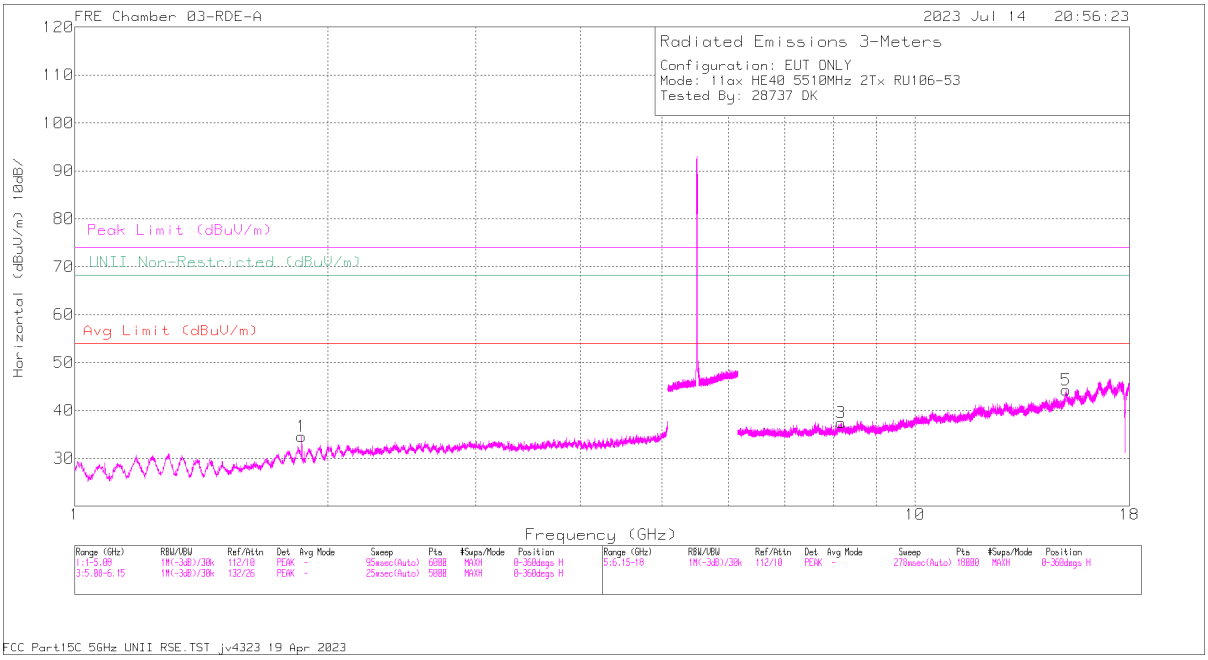

HORIZONTAL

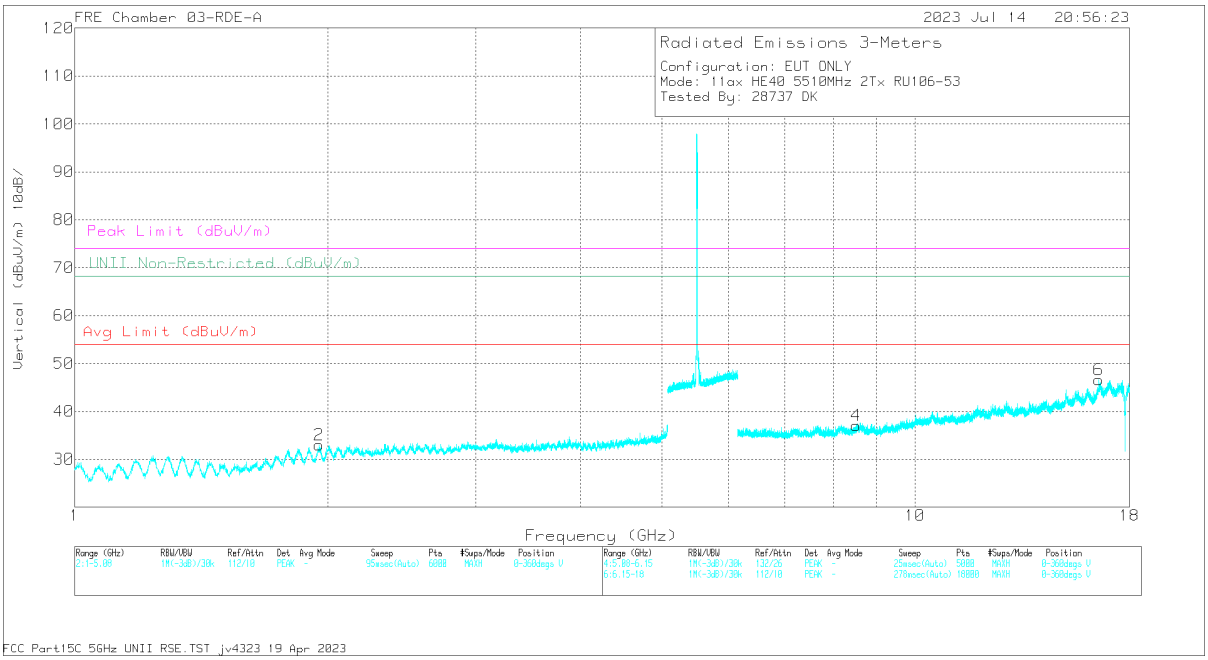

VERTICAL

UL VERIFICATION SERVICES
47173 Benicia Street, Fremont, CA 94538; USA TEL:(510) 319-4000 FAX:(510) 661-0888

This report shall not be reproduced except in full, without the written approval of UL VERIFICATION SERVICES

RADIATED EMISSIONS

Frequency (GHz)	Meter Reading (dBuV)	Det	200897 ACF (dB) 3mH	Gain/Loss (dB)	Corrected Reading (dBuV/m)	Avg Limit (dBuV/m)	Margin (dB)	Peak Limit (dBuV/m)	PK Margin (dB)	UNII Non-Restricted (dBuV/m)	PK Margin (dB)	Azimuth (Degs)	Height (cm)	Polarity
* 8.175408	56.99	PK-U	35.6	-45.53	47.06	-	-	74	-26.94	-	-	360	101	H
* 8.174258	45.06	ADR	35.6	-45.49	35.17	54	-18.83	-	-	-	-	360	101	H
1.861484	48.93	ADR	30.5	-50.11	29.32	-	-	-	-	-	-	360	202	H
1.863246	64.28	PK-U	30.5	-50.22	44.56	-	-	-	-	68.2	-23.64	360	202	H
1.956185	62.47	PK-U	31.1	-50.24	43.33	-	-	-	-	68.2	-24.87	360	101	V
8.507601	55.93	PK-U	35.7	-45.64	45.99	-	-	-	-	68.2	-22.21	360	203	V
15.127421	55.43	PK-U	39.8	-42.31	52.92	-	-	-	-	68.2	-15.28	360	101	H
16.550182	56.26	PK-U	41.2	-43.3	54.16	-	-	-	-	68.2	-14.04	360	101	V

* - indicates frequency in CFR47 Pt 15 / IC RSS-Restricted Band
PK-U - U-NII: Maximum Peak
ADR - U-NII AD primary method, RMS average

UL VERIFICATION SERVICES
47173 Benicia Street, Fremont, CA 94538; USA TEL:(510) 319-4000 FAX:(510) 661-0888
This report shall not be reproduced except in full, without the written approval of UL VERIFICATION SERVICES

MID CHANNEL REUSLTS

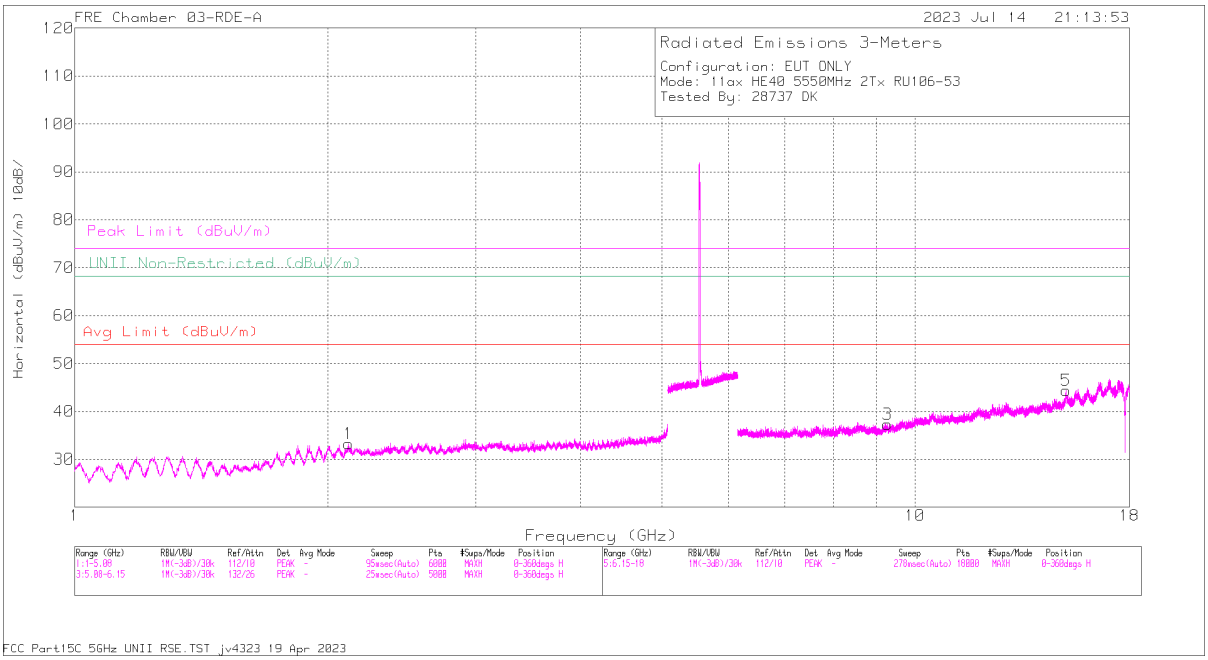

HORIZONTAL

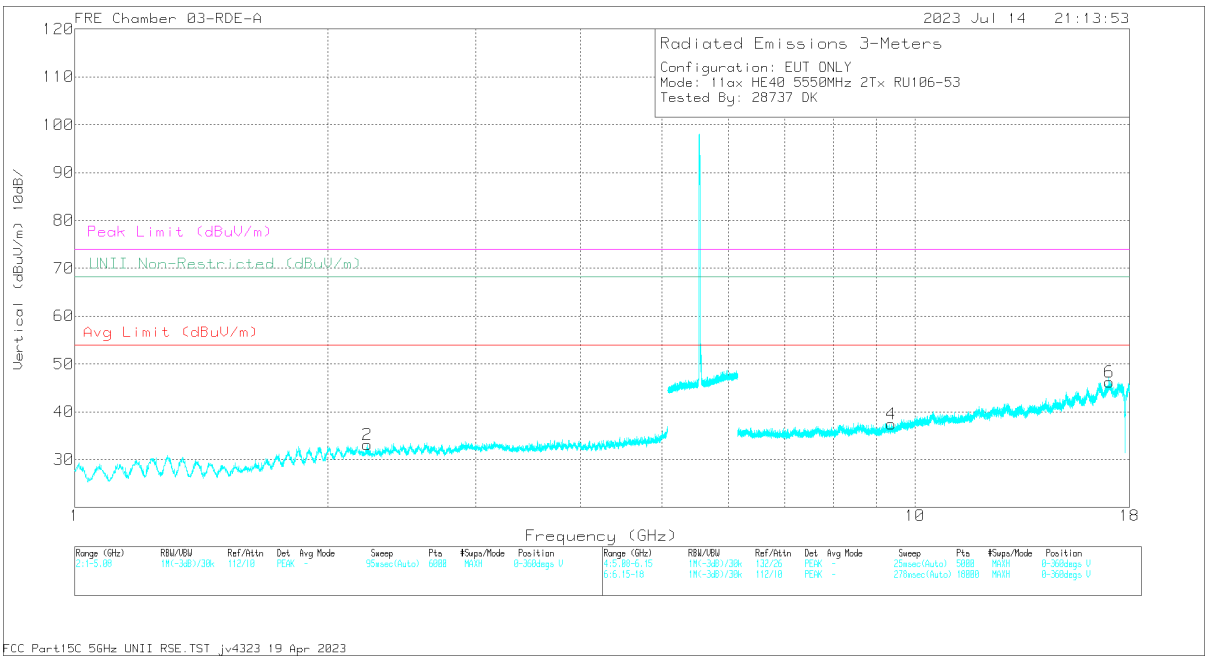

VERTICAL

UL VERIFICATION SERVICES
47173 Benicia Street, Fremont, CA 94538; USA TEL:(510) 319-4000 FAX:(510) 661-0888

This report shall not be reproduced except in full, without the written approval of UL VERIFICATION SERVICES

RADIATED EMISSIONS

Marker	Frequency (GHz)	Meter Reading (dBuV)	Det	200897 ACF (dB) 3mH	Gain/Loss (dB)	Corrected Reading (dBuV/m)	Avg Limit (dBuV/m)	Margin (dB)	Peak Limit (dBuV/m)	PK Margin (dB)	UNII Non-Restricted (dBuV/m)	PK Margin (dB)	Azimuth (Degs)	Height (cm)	Polarity
2	* 2.230399	60.77	PK-U	31.5	-50.08	42.19	-	-	74	-31.81	-	-	360	101	V
	* 2.227875	49.22	ADR	31.5	-50.05	30.67	54	-23.33	-	-	-	-	360	101	V
4	* 9.372691	57.02	PK-U	36.2	-46.11	47.11	-	-	74	-26.89	-	-	360	101	V
	* 9.375755	45.56	ADR	36.2	-46.16	35.6	54	-18.4	-	-	-	-	360	101	V
1	2.116242	62.13	PK-U	31.4	-50.37	43.16	-	-	-	-	68.2	-25.04	360	101	H
3	9.275592	57.3	PK-U	36.1	-46	47.4	-	-	-	-	68.2	-20.8	360	101	H
5	15.125388	56.1	PK-U	39.8	-42.34	53.56	-	-	-	-	68.2	-14.64	360	101	H
6	17.035847	55.48	PK-U	41.6	-43.13	53.95	-	-	-	-	68.2	-14.25	360	203	V

* - indicates frequency in CFR47 Pt 15 / IC RSS-Restricted Band
PK-U - U-NII: Maximum Peak
ADR - U-NII AD primary method, RMS average

UL VERIFICATION SERVICES
47173 Benicia Street, Fremont, CA 94538; USA TEL:(510) 319-4000 FAX:(510) 661-0888
This report shall not be reproduced except in full, without the written approval of UL VERIFICATION SERVICES

HIGH CHANNEL RESULTS

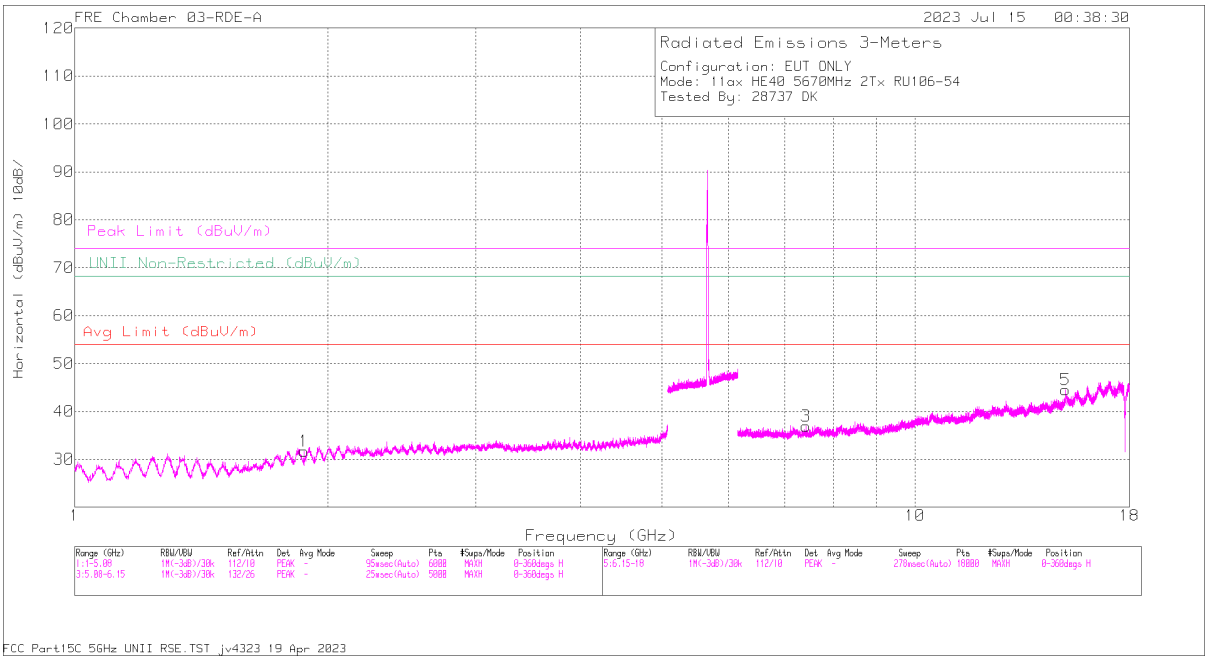

HORIZONTAL

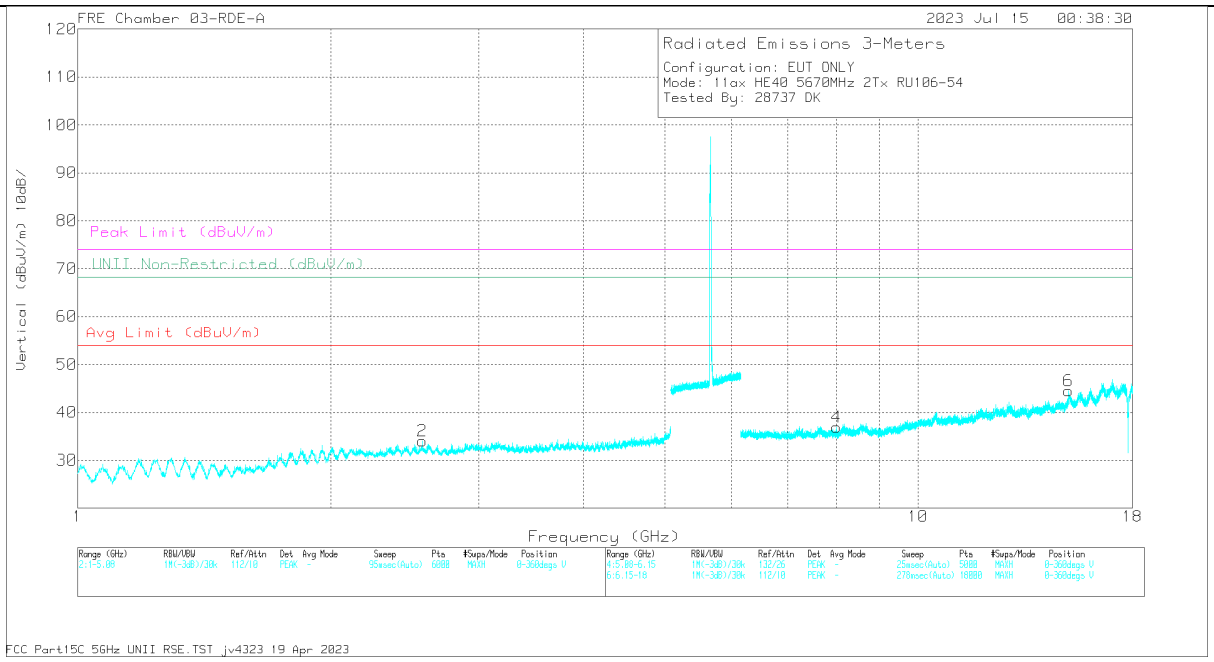

VERTICAL

UL VERIFICATION SERVICES
47173 Benicia Street, Fremont, CA 94538; USA TEL:(510) 319-4000 FAX:(510) 661-0888

This report shall not be reproduced except in full, without the written approval of UL VERIFICATION SERVICES

RADIATED EMISSIONS

Radiated Emissions

Marker	Frequency (GHz)	Meter Reading (dBuV)	Det	200897 ACF (dB) 3mH	Gain/Loss (dB)	Corrected Reading (dBuV/m)	Avg Limit (dBuV/m)	Margin (dB)	Peak Limit (dBuV/m)	PK Margin (dB)	UNII Non-Restricted (dBuV/m)	PK Margin (dB)	Azimuth (Degs)	Height (cm)	Polarity
3	* 7.417996	56.83	PK-U	35.6	-46.43	46	-	-	74	-28	-	-	360	101	H
	* 7.419313	45	ADR	35.6	-46.43	34.17	54	-19.83	-	-	-	-	360	101	H
1	1.87526	59.94	PK-U	30.6	-50.1	40.44	-	-	-	-	68.2	-27.76	360	198	H
2	2.568801	60.67	PK-U	32.2	-49.78	43.09	-	-	-	-	68.2	-25.11	360	198	V
4	7.999469	56.55	PK-U	35.7	-46.14	46.11	-	-	-	-	68.2	-22.09	360	101	V
6	15.110243	56.08	PK-U	39.8	-42.87	53.01	-	-	-	-	68.2	-15.19	360	203	V
5	15.114983	55.41	PK-U	39.8	-42.61	52.6	-	-	-	-	68.2	-15.6	360	203	H

* - indicates frequency in CFR47 Pt 15 / IC RSS-Restricted Band
PK-U - U-NII: Maximum Peak
ADR - U-NII AD primary method, RMS average

UL VERIFICATION SERVICES
47173 Benicia Street, Fremont, CA 94538; USA TEL:(510) 319-4000 FAX:(510) 661-0888
This report shall not be reproduced except in full, without the written approval of UL VERIFICATION SERVICES

CHANNEL 142 RESULTS

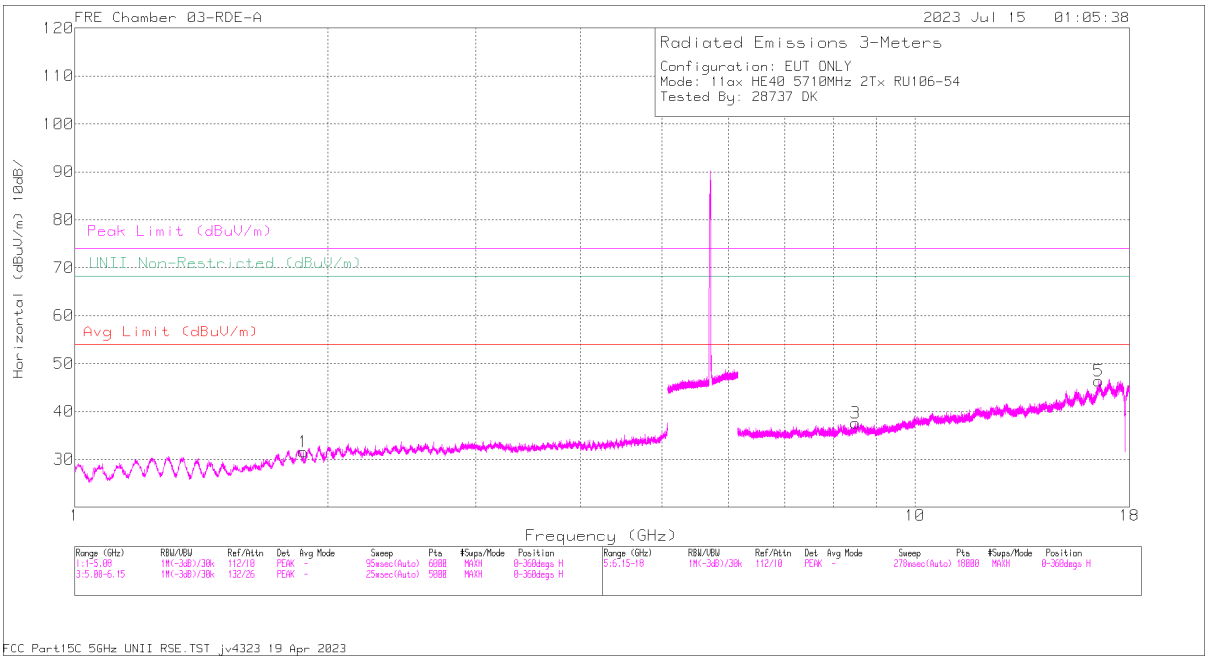

HORIZONTAL

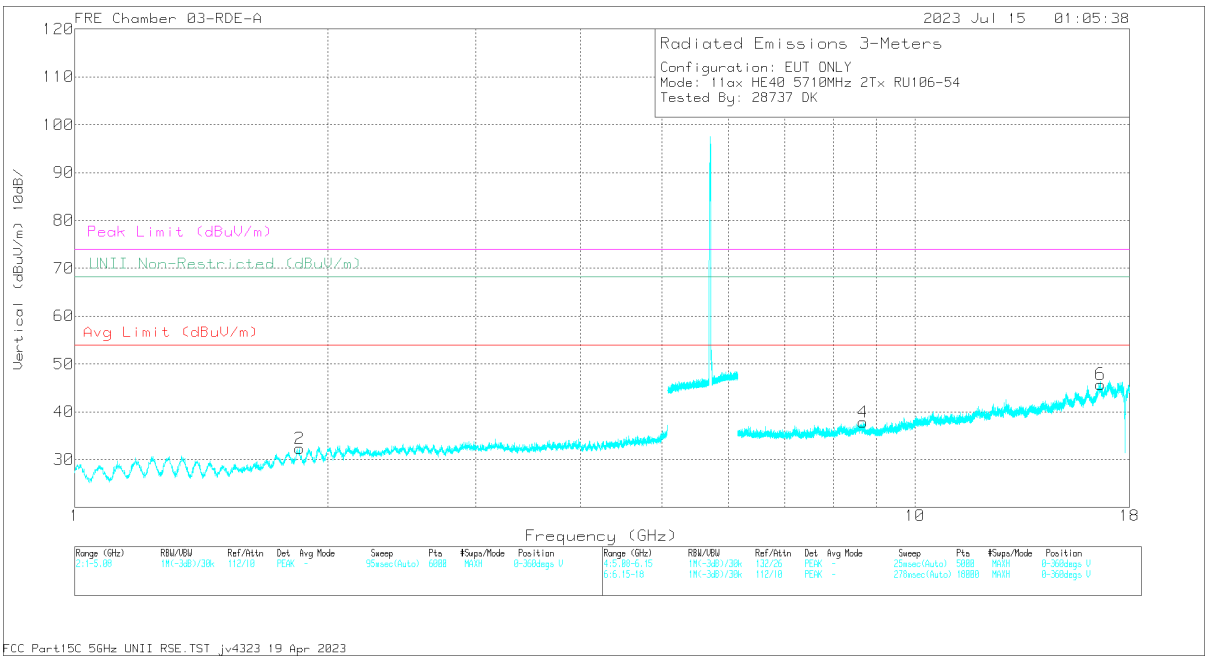

VERTICAL

UL VERIFICATION SERVICES
47173 Benicia Street, Fremont, CA 94538; USA TEL:(510) 319-4000 FAX:(510) 661-0888

This report shall not be reproduced except in full, without the written approval of UL VERIFICATION SERVICES

RADIATED EMISSIONS

Marker	Frequency (GHz)	Meter Reading (dBuV)	Det	200897 ACF (dB) 3mH	Gain/Loss (dB)	Corrected Reading (dBuV/m)	Avg Limit (dBuV/m)	Margin (dB)	Peak Limit (dBuV/m)	PK Margin (dB)	UNII Non-Restricted (dBuV/m)	PK Margin (dB)	Azimuth (Degs)	Height (cm)	Polarity
3	* 8.497422	55.46	PK-U	35.7	-45.67	45.49	-	-	74	-28.51	-	-	360	198	H
	* 8.497542	44.01	ADR	35.7	-45.68	34.03	54	-19.97	-	-	-	-	360	198	H
2	1.851082	49.98	ADR	30.5	-50.08	30.4	-	-	-	-	-	-	360	101	V
	1.851532	61.92	PK-U	30.5	-50.09	42.33	-	-	-	-	68.2	-25.87	360	101	V
1	1.868756	61.18	PK-U	30.6	-49.99	41.79	-	-	-	-	68.2	-26.41	360	205	H
4	8.67381	56.24	PK-U	35.6	-45.34	46.5	-	-	-	-	68.2	-21.7	360	198	V
5	16.545394	56.02	PK-U	41.2	-43.35	53.87	-	-	-	-	68.2	-14.33	360	198	H
6	16.637831	56.04	PK-U	41.4	-43.38	54.06	-	-	-	-	68.2	-14.14	360	198	V

* - indicates frequency in CFR47 Pt 15 / IC RSS-Restricted Band
PK-U - U-NII: Maximum Peak
ADR - U-NII AD primary method, RMS average

UL VERIFICATION SERVICES
47173 Benicia Street, Fremont, CA 94538; USA TEL:(510) 319-4000 FAX:(510) 661-0888
This report shall not be reproduced except in full, without the written approval of UL VERIFICATION SERVICES

2TX Antenna 6 + Antenna 5 OFDMA MODE: 106-Tones, RU Index 56

BANDEDGE (HIGH CHANNEL)

HORIZONTAL RESULT

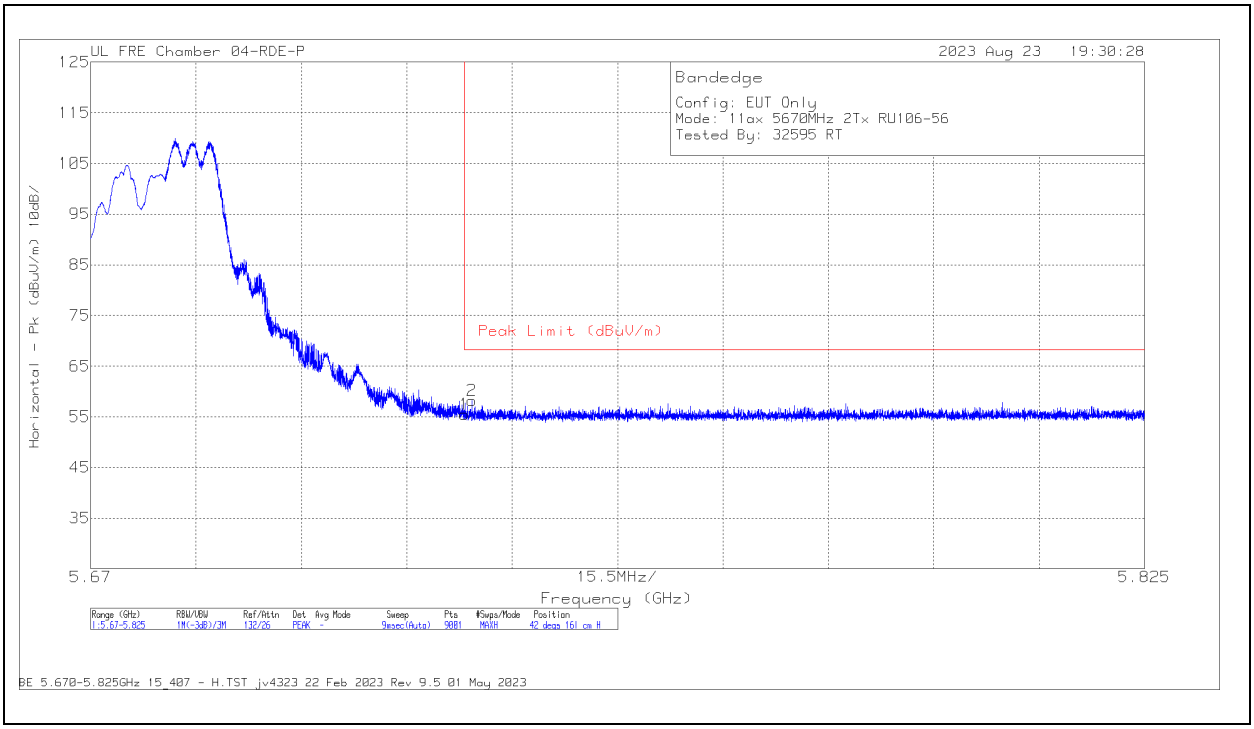

Marker	Frequency (GHz)	Meter Reading (dBuV)	Det	222740 ACF(dB) - 3mH	DCCF (dB)	Gain/Loss (dB)	Corrected Reading (dBuV/m)	Peak Limit (dBuV/m)	PK Margin (dB)	Azimuth (Degs)	Height (cm)	Polarity
1	5.725	57.62	Pk	34.9	0	-37.07	55.45	68.2	-12.75	42	161	H
2	5.726058	60.42	Pk	34.9	0	-37.06	58.26	68.2	-9.94	42	161	H

Pk - Peak detector

UL VERIFICATION SERVICES
47173 Benicia Street, Fremont, CA 94538; USA TEL:(510) 319-4000 FAX:(510) 661-0888

This report shall not be reproduced except in full, without the written approval of UL VERIFICATION SERVICES

VERTICAL RESULT

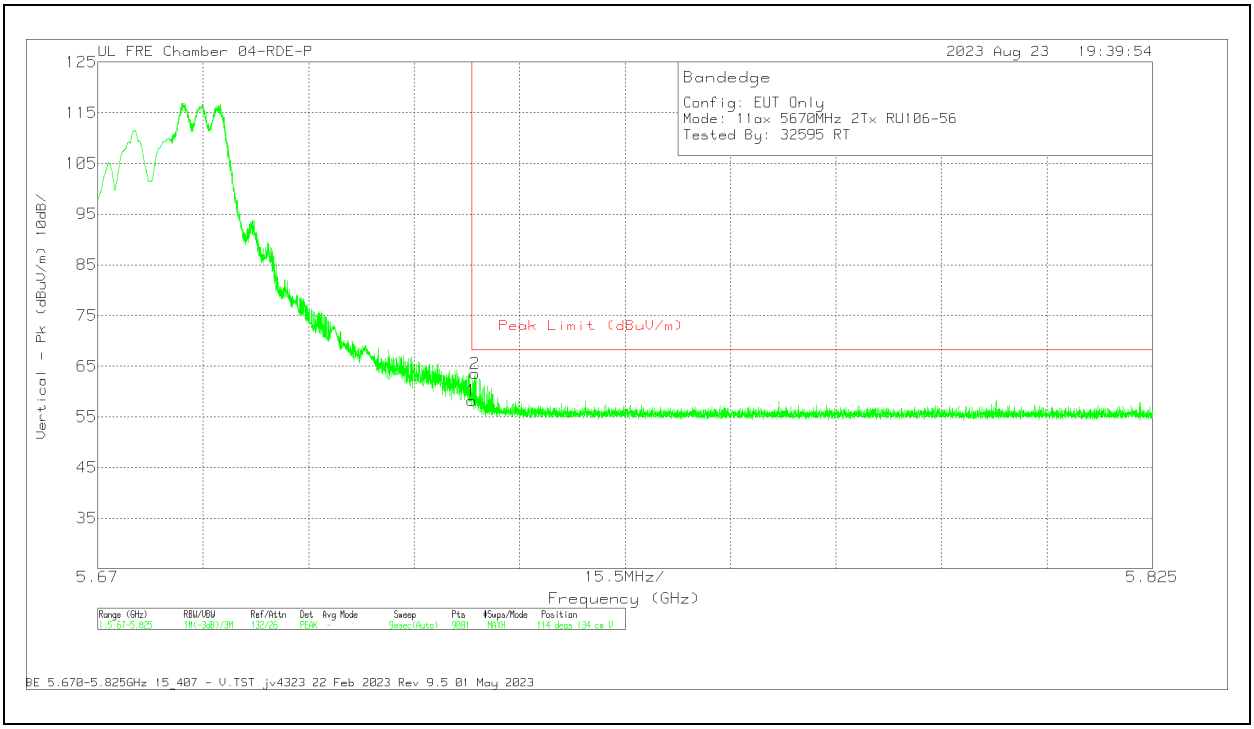

Marker	Frequency (GHz)	Meter Reading (dBuV)	Det	222740 ACF(dB) - 3mH	Gain/Loss (dB)	Corrected Reading (dBuV/m)	Peak Limit (dBuV/m)	PK Margin (dB)	Azimuth (Degs)	Height (cm)	Polarity
1	5.725	60.37	Pk	34.9	0	-37.07	58.2	68.2	-10	114	134
2	5.725403	65.67	Pk	34.9	0	-37.07	63.5	68.2	-4.7	114	134

Pk - Peak detector

UL VERIFICATION SERVICES
47173 Benicia Street, Fremont, CA 94538; USA TEL:(510) 319-4000 FAX:(510) 661-0888

This report shall not be reproduced except in full, without the written approval of UL VERIFICATION SERVICES

2TX Antenna 6 + Antenna 5 OFDMA MODE: SU, Single User

BANDEDGE (LOW CHANNEL)

HORIZONTAL RESULT

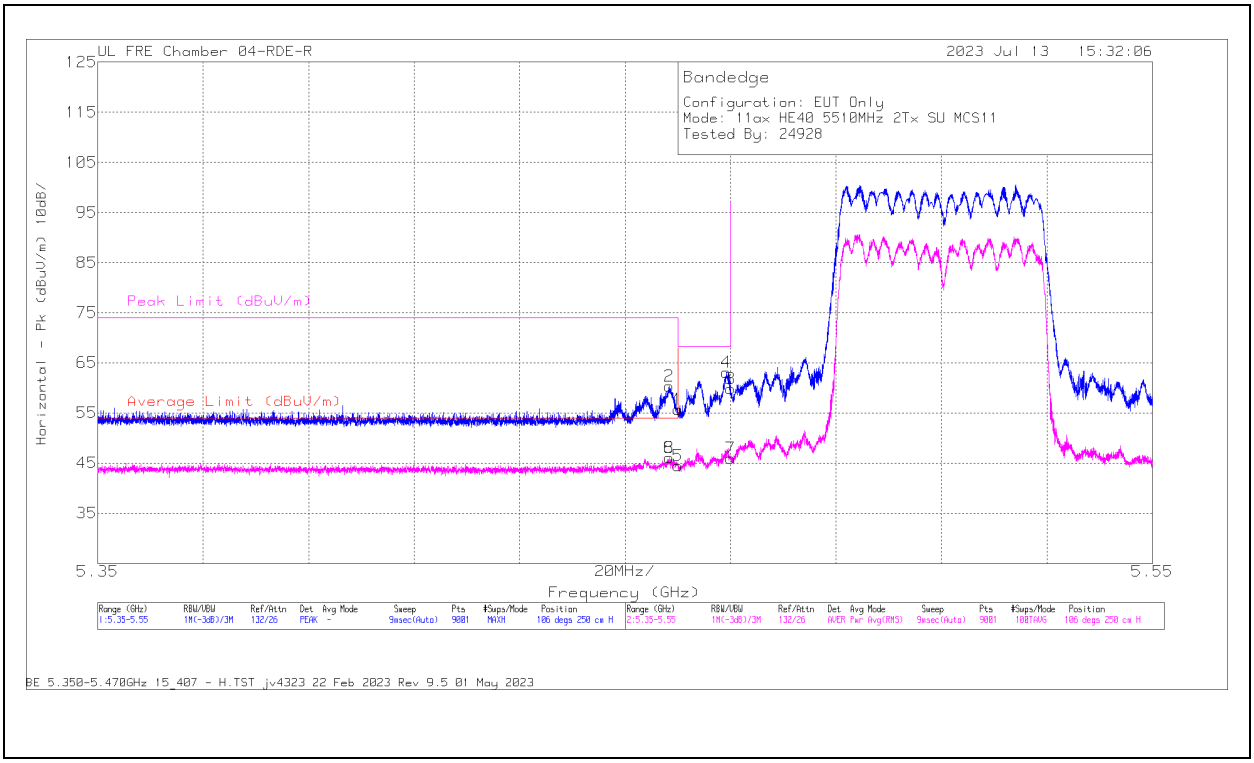

Marker	Frequency (GHz)	Meter Reading (dBuV)	Det	222740 ACF(dB) - 3mH	DCCF (dB)	Gain/Loss (dB)	Corrected Reading (dBuV/m)	Average Limit (dBuV/m)	Margin (dB)	Peak Limit (dBuV/m)	PK Margin (dB)	Azimuth (Degs)	Height (cm)	Polarity
2	5.458332	64.13	Pk	34.4	0	-38.16	60.37	-	-	74	-13.63	106	250	H
6	5.458421	49	RMS	34.4	.84	-38.16	46.08	54	-7.92	-	-	106	250	H
8	5.458421	49	RMS	34.4	.84	-38.16	46.08	54	-7.92	-	-	106	250	H
1	5.46	59.52	Pk	34.4	0	-38.2	55.72	-	-	68.2	-12.48	106	250	H
5	5.46	47.43	RMS	34.4	.84	-38.2	44.47	54	-9.53	-	-	106	250	H
4	5.469154	66.8	Pk	34.4	0	-38.15	63.05	-	-	68.2	-5.15	106	250	H
3	5.47	63.58	Pk	34.4	0	-38.12	59.86	-	-	68.2	-8.34	106	250	H
7	5.47	48.87	RMS	34.4	.84	-38.12	45.99	-	-	-	-	106	250	H

Pk - Peak detector
RMS - RMS detection

UL VERIFICATION SERVICES
47173 Benicia Street, Fremont, CA 94538; USA TEL:(510) 319-4000 FAX:(510) 661-0888
This report shall not be reproduced except in full, without the written approval of UL VERIFICATION SERVICES

VERTICAL RESULT

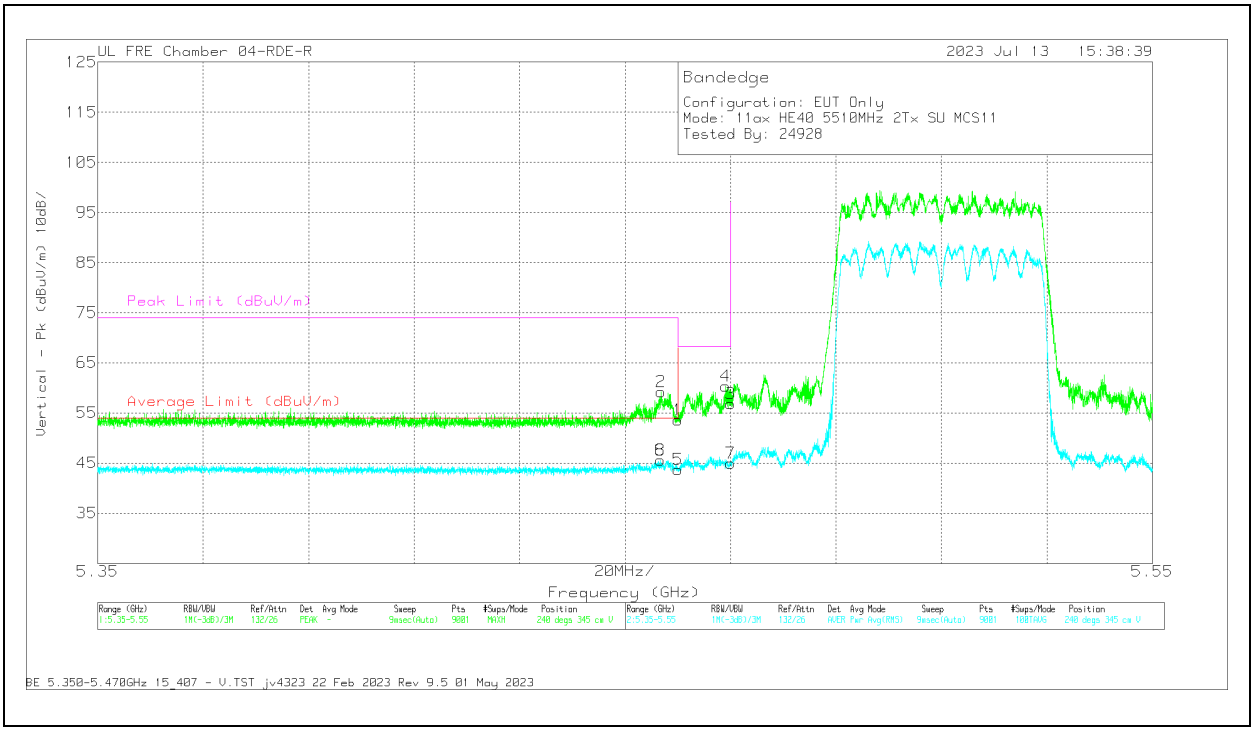

Marker	Frequency (GHz)	Meter Reading (dBuV)	Det	222740 ACF(dB) - 3mH	DCCF (dB)	Gain/Loss (dB)	Corrected Reading (dBuV/m)	Average Limit (dBuV/m)	Margin (dB)	Peak Limit (dBuV/m)	PK Margin (dB)	Azimuth (Degs)	Height (cm)	Polarity
6	5.456732	48.56	RMS	34.4	.84	-38.15	45.65	54	-8.35	-	-	240	345	V
8	5.456732	48.56	RMS	34.4	.84	-38.15	45.65	54	-8.35	-	-	240	345	V
2	5.456821	62.95	Pk	34.4	0	-38.15	59.2	-	-	74	-14.8	240	345	V
1	5.46	57.45	Pk	34.4	0	-38.2	53.65	-	-	68.2	-14.55	240	345	V
5	5.46	46.69	RMS	34.4	.84	-38.2	43.73	54	-10.27	-	-	240	345	V
4	5.469065	64.15	Pk	34.4	0	-38.15	60.4	-	-	68.2	-7.8	240	345	V
3	5.47	60.56	Pk	34.4	0	-38.12	56.84	-	-	68.2	-11.36	240	345	V
7	5.47	47.83	RMS	34.4	.84	-38.12	44.95	-	-	-	-	240	345	V

Pk - Peak detector
RMS - RMS detection

UL VERIFICATION SERVICES
47173 Benicia Street, Fremont, CA 94538; USA TEL:(510) 319-4000 FAX:(510) 661-0888
This report shall not be reproduced except in full, without the written approval of UL VERIFICATION SERVICES

BANDEDGE (HIGH CHANNEL)

HORIZONTAL RESULT

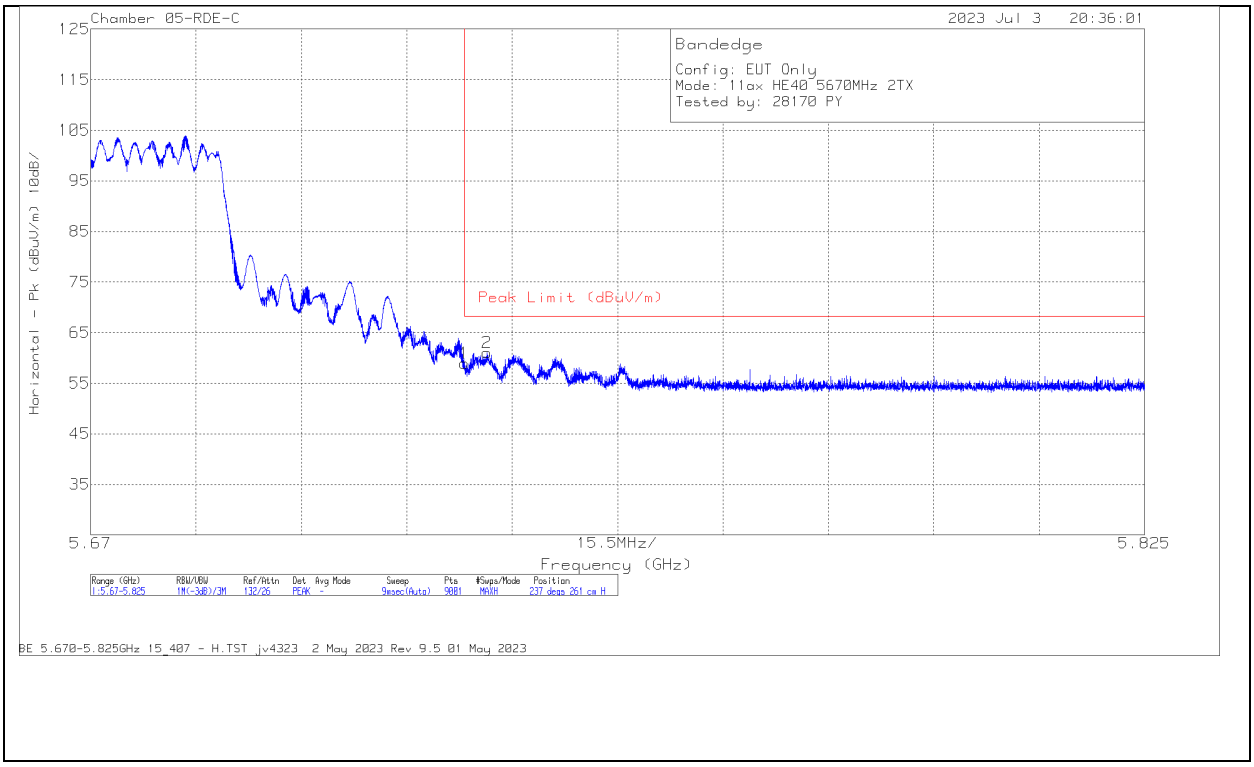

Marker	Frequency (GHz)	Meter Reading (dBuV)	Det	81887 ACF (dB) 3mH	DCCF (dB)	Gain/Loss (dB)	Corrected Reading (dBuV/m)	Peak Limit (dBuV/m)	PK Margin (dB)	Azimuth (Degs)	Height (cm)	Polarity
1	5.725	62.4	Pk	34.8	0	-38.2	59	68.2	-9.2	237	261	H
2	5.728262	64.55	Pk	34.8	0	-38.26	61.09	68.2	-7.11	237	261	H

Pk - Peak detector

UL VERIFICATION SERVICES
47173 Benicia Street, Fremont, CA 94538; USA TEL:(510) 319-4000 FAX:(510) 661-0888

This report shall not be reproduced except in full, without the written approval of UL VERIFICATION SERVICES

VERTICAL RESULT

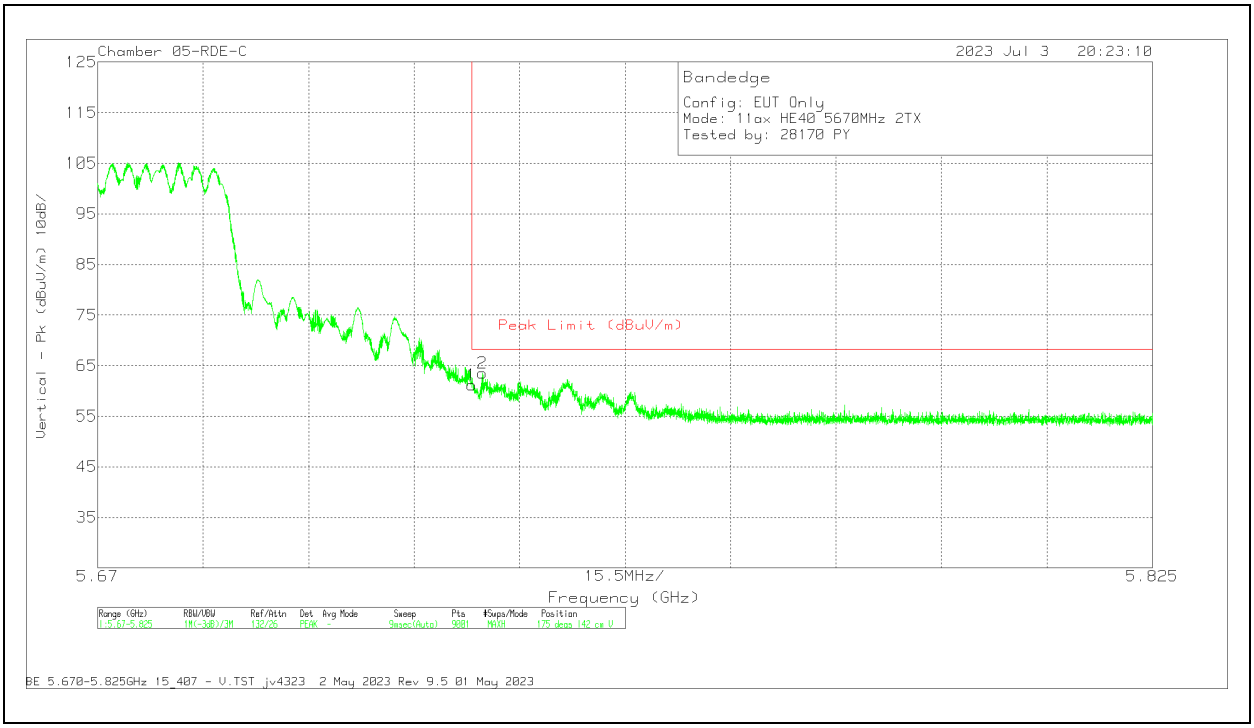

Marker	Frequency (GHz)	Meter Reading (dBuV)	Det	81887 ACF (dB) 3mH	DCCF (dB)	Gain/Loss (dB)	Corrected Reading (dBuV/m)	Peak Limit (dBuV/m)	PK Margin (dB)	Azimuth (Degs)	Height (cm)	Polarity
1	5.725	64.57	Pk	34.8	0	-38.2	61.17	68.2	-7.03	175	142	V
2	5.726574	66.97	Pk	34.8	0	-38.26	63.51	68.2	-4.69	175	142	V

Pk - Peak detector

UL VERIFICATION SERVICES
47173 Benicia Street, Fremont, CA 94538; USA TEL:(510) 319-4000 FAX:(510) 661-0888

This report shall not be reproduced except in full, without the written approval of UL VERIFICATION SERVICES

1.1.49 5.6GHz Band HARMONICS AND SPURIOUS EMISSIONS, 2TX HE40 SU MODE

LOW CHANNEL RESULTS

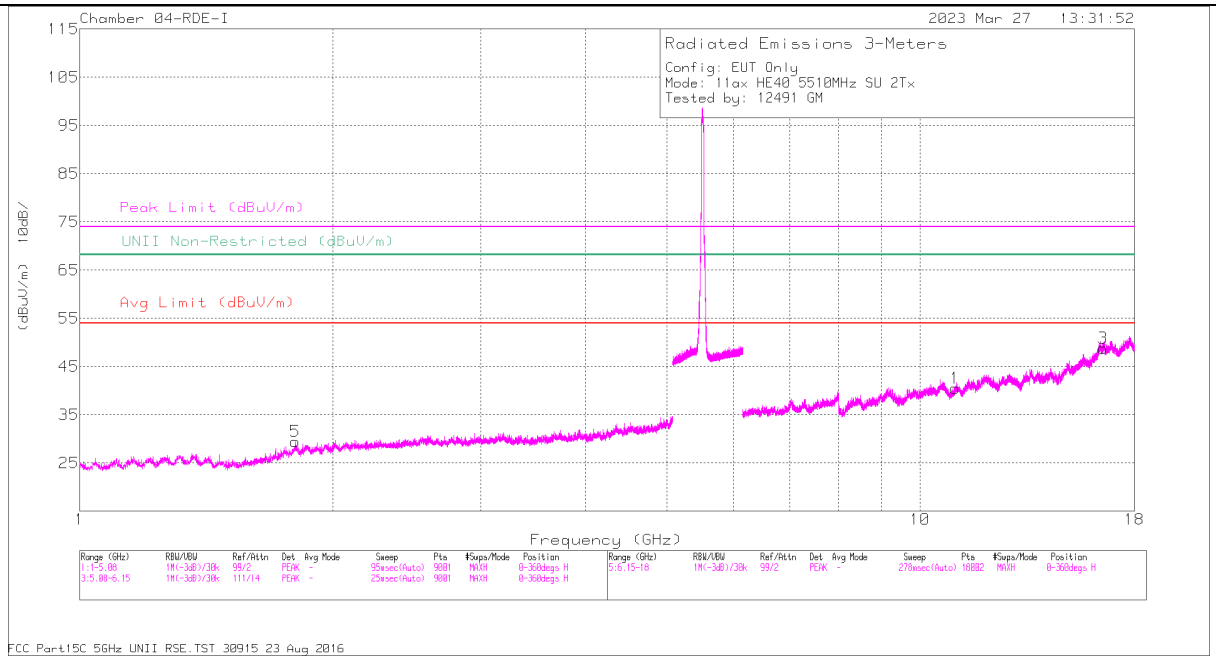

HORIZONTAL

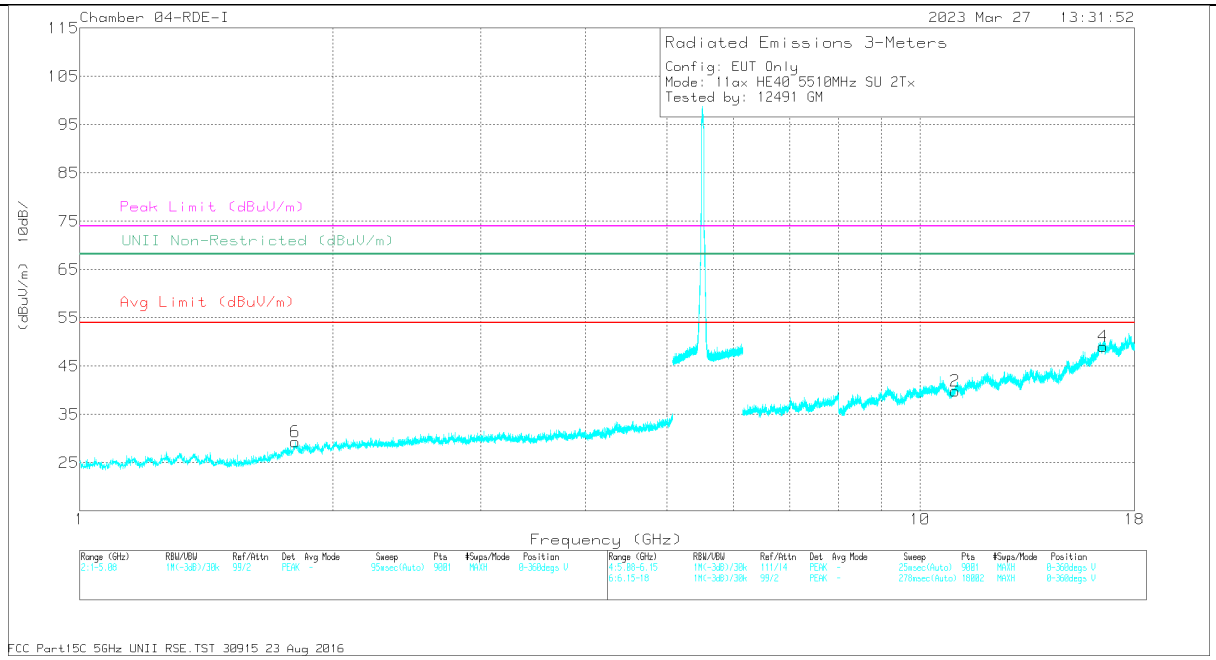

VERTICAL

UL VERIFICATION SERVICES
47173 Benicia Street, Fremont, CA 94538; USA TEL:(510) 319-4000 FAX:(510) 661-0888

This report shall not be reproduced except in full, without the written approval of UL VERIFICATION SERVICES

RADIATED EMISSIONS

Marker	Frequency (GHz)	Meter Reading (dBuV)	Det	84797 ACF (dB) - 3mH	Amp/Cbl/Fltr (dB)	DCCF (dB)	Corrected Reading (dBuV/m)	Avg Limit (dBuV/m)	Margin (dB)	Peak Limit (dBuV/m)	PK Margin (dB)	UNII Non-Restricted (dBuV/m)	PK Margin (dB)	Azimuth (Degs)	Height (cm)	Polarity
5	1.801958	39.69	PK-U	30.5	-31.9	0	38.29	-	-	-	-	68.2	-29.91	213	332	H
6	1.807528	39.71	PK-U	30.5	-32.1	0	38.11	-	-	-	-	68.2	-30.09	316	131	V
1	* 11.02038	30.88	PK-U	37.6	-18.6	0	49.88	-	-	74	-24.12	-	-	0	197	H
	* 11.020274	19.44	ADR	37.6	-18.5	.13	38.67	54	-15.33	-	-	-	-	0	197	H
3	16.530585	32.47	PK-U	42	-14.8	0	59.67	-	-	-	-	68.2	-8.53	266	125	H
2	* 11.019093	31.8	PK-U	37.6	-18.6	0	50.8	-	-	74	-23.2	-	-	31	352	V
	* 11.018178	19.98	ADR	37.6	-18.7	.13	39.01	54	-14.99	-	-	-	-	31	352	V
4	16.532883	31.66	PK-U	42	-14.8	0	58.86	-	-	-	-	68.2	-9.34	210	154	V

* - indicates frequency in CFR47 Pt 15 / IC RSS-Restricted Band
PK-U - U-NII: Maximum Peak
ADR - U-NII AD primary method, RMS average

UL VERIFICATION SERVICES
47173 Benicia Street, Fremont, CA 94538; USA TEL:(510) 319-4000 FAX:(510) 661-0888
This report shall not be reproduced except in full, without the written approval of UL VERIFICATION SERVICES

MID CAHNNEL RESULTS

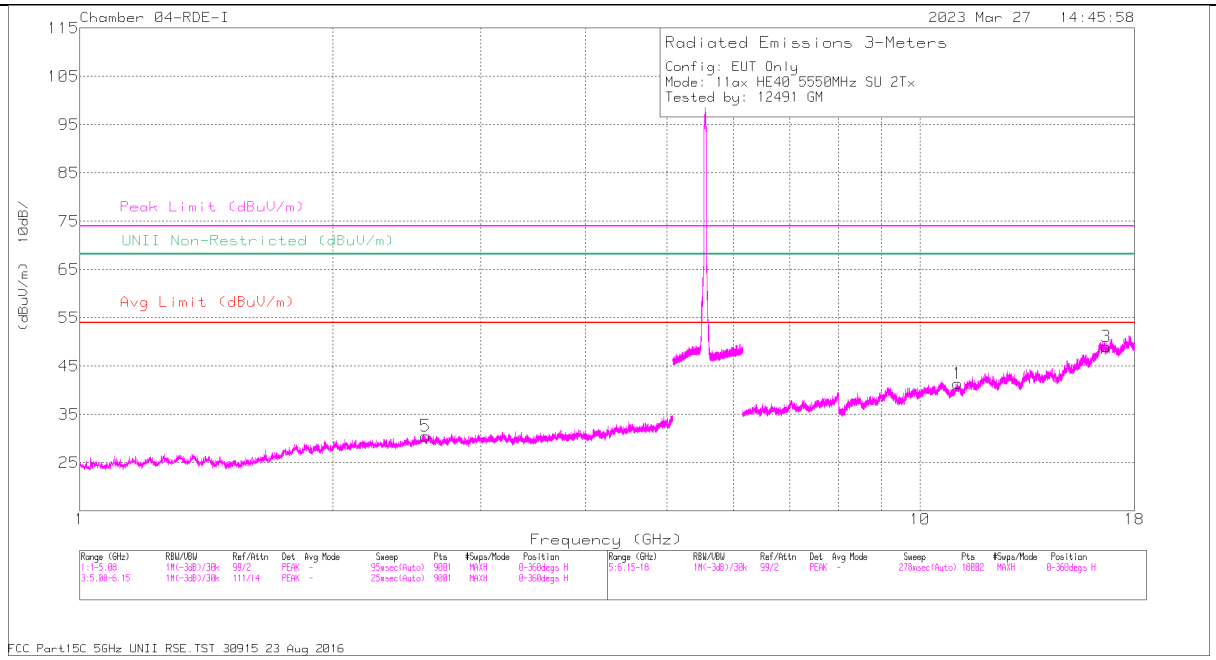

HORIZONTAL

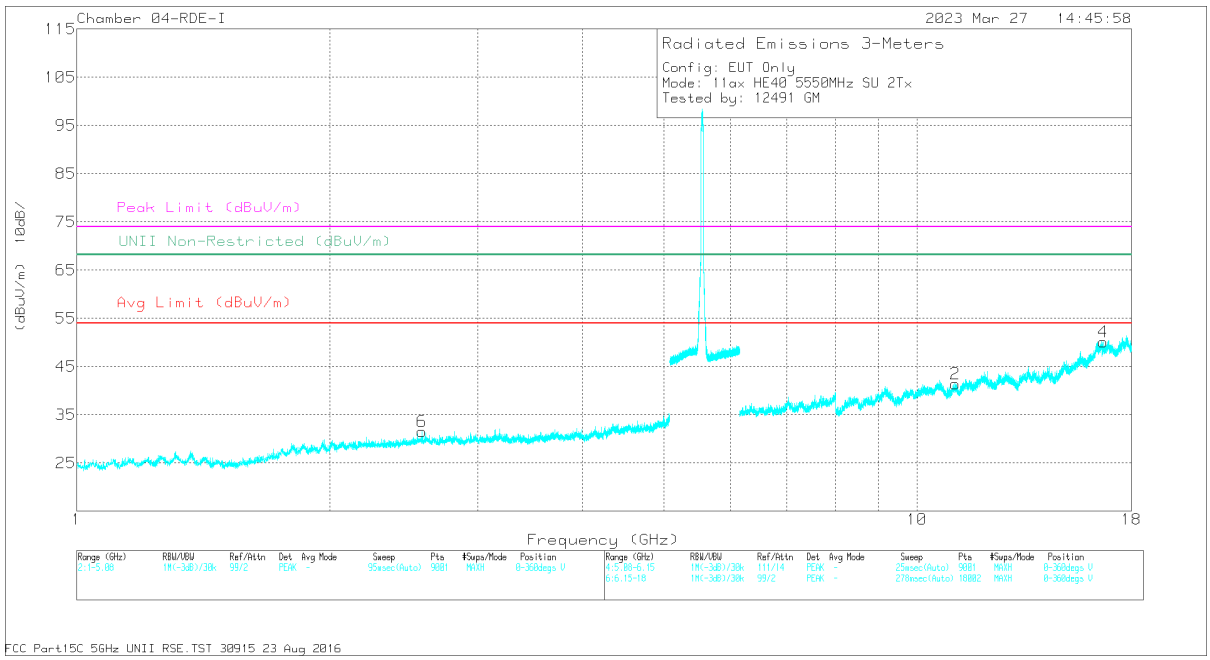

VERTICAL

UL VERIFICATION SERVICES
47173 Benicia Street, Fremont, CA 94538; USA TEL:(510) 319-4000 FAX:(510) 661-0888

This report shall not be reproduced except in full, without the written approval of UL VERIFICATION SERVICES

RADIATED EMISSIONS

Marker	Frequency (GHz)	Meter Reading (dBuV)	Det	84797 ACF (dB) - 3mH	Amp/Cbl/Fltr (dB)	DCCF (dB)	Corrected Reading (dBuV/m)	Avg Limit (dBuV/m)	Margin (dB)	Peak Limit (dBuV/m)	PK Margin (dB)	UNII Non-Restricted (dBuV/m)	PK Margin (dB)	Azimuth (Degs)	Height (cm)	Polarity
5	2.58196	38.65	PK-U	32.3	-30.7	0	40.25	-	-	-	-	68.2	-27.95	117	172	H
6	2.575392	38.81	PK-U	32.3	-30.7	0	40.41	-	-	-	-	68.2	-27.79	359	240	V
1	* 11.098234	31.64	PK-U	37.7	-18.5	0	50.84	-	-	74	-23.16	-	-	11	131	H
	* 11.096267	20.2	ADR	37.7	-18.5	.13	39.53	54	-14.47	-	-	-	-	11	131	H
3	16.651953	31.28	PK-U	42.2	-14.5	0	58.98	-	-	-	-	68.2	-9.22	193	118	H
2	* 11.101953	31.99	PK-U	37.7	-18.6	0	51.09	-	-	74	-22.91	-	-	314	206	V
	* 11.101473	20.67	ADR	37.7	-18.5	.13	40	54	-14	-	-	-	-	314	206	V
4	16.648871	31.54	PK-U	42.2	-14.5	0	59.24	-	-	-	-	68.2	-8.96	267	177	V

* - indicates frequency in CFR47 Pt 15 / IC RSS-Restricted Band
PK-U - U-NII: Maximum Peak
ADR - U-NII AD primary method, RMS average

UL VERIFICATION SERVICES
47173 Benicia Street, Fremont, CA 94538; USA TEL:(510) 319-4000 FAX:(510) 661-0888
This report shall not be reproduced except in full, without the written approval of UL VERIFICATION SERVICES

HIGH CHANNEL RESULTS

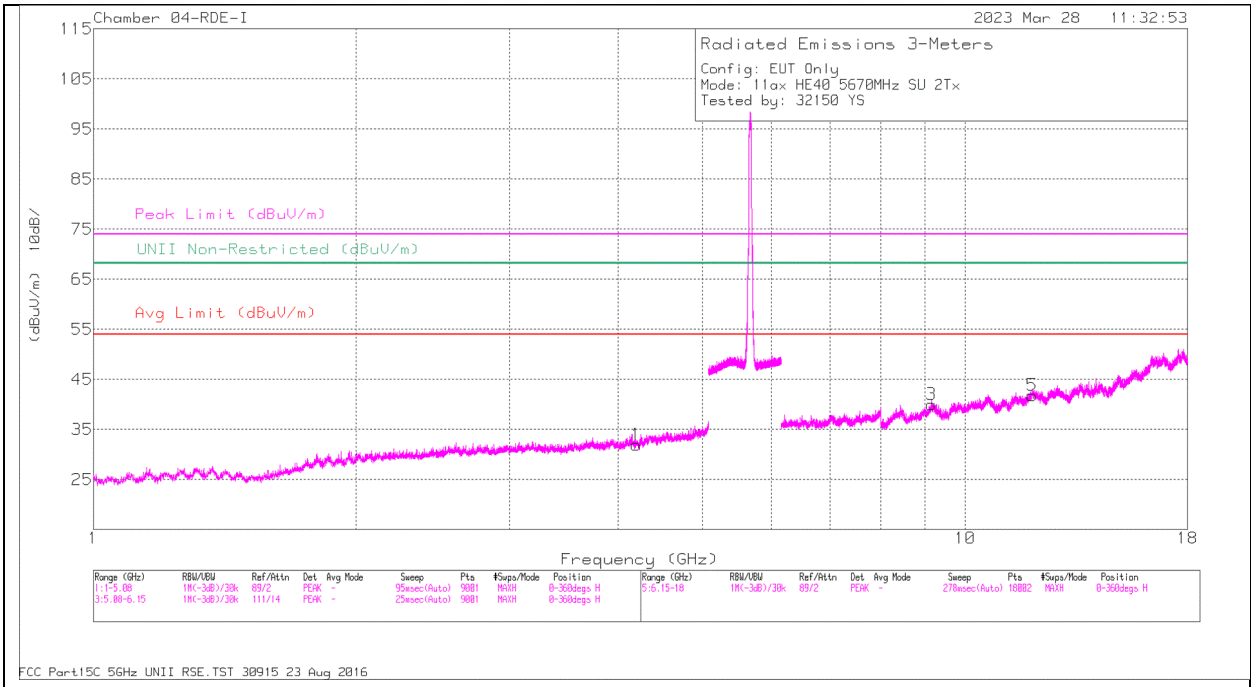

HORIZONTAL

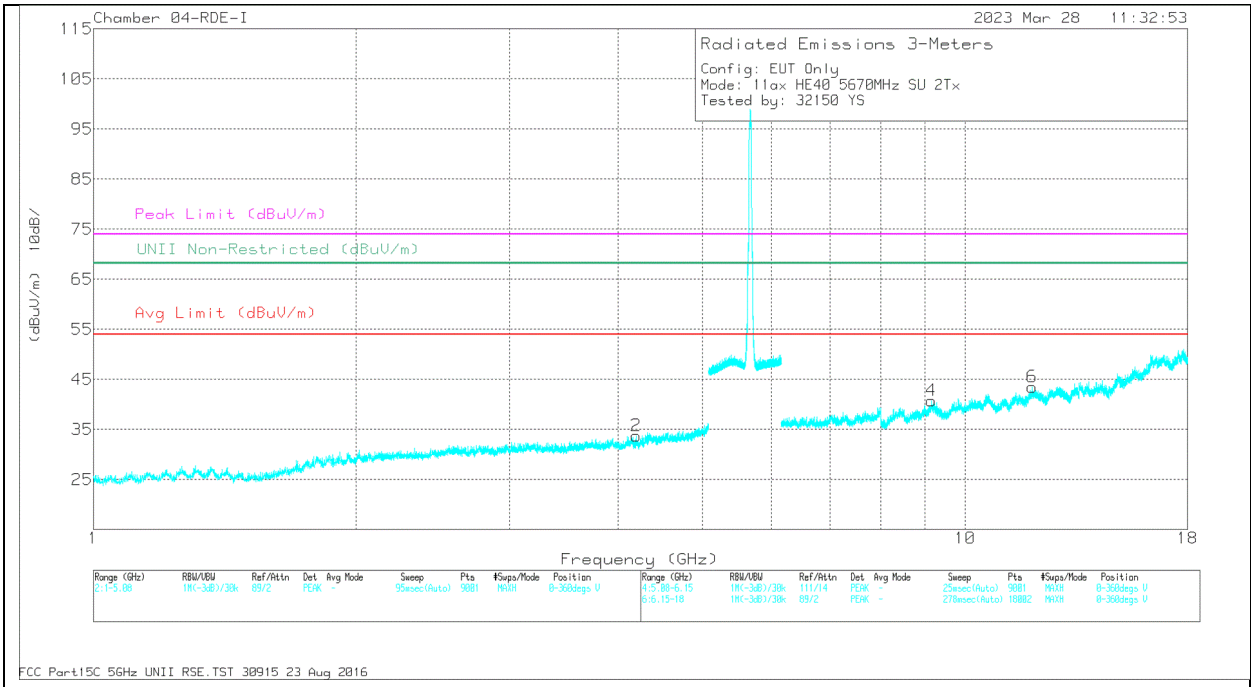

VERTICAL

UL VERIFICATION SERVICES
47173 Benicia Street, Fremont, CA 94538; USA TEL:(510) 319-4000 FAX:(510) 661-0888

This report shall not be reproduced except in full, without the written approval of UL VERIFICATION SERVICES

RADIATED EMISSIONS

Marker	Frequency (GHz)	Meter Reading (dBuV)	Det	84797 ACF (dB) - 3mH	Amp/Cbl/Fltr (dB)	DCCF (dB)	Corrected Reading (dBuV/m)	Avg Limit (dBuV/m)	Margin (dB)	Peak Limit (dBuV/m)	PK Margin (dB)	Azimuth (Degs)	Height (cm)	Polarity
1	* 4.197204	38.67	PK-U	33.5	-29.1	0	43.07	-	-	74	-30.93	302	178	H
	* 4.19791	26.8	ADR	33.5	-29.1	.13	31.33	54	-22.67	-	-	302	178	H
2	* 4.19606	38.22	PK-U	33.5	-29.1	0	42.62	-	-	74	-31.38	243	156	V
	* 4.1969	26.77	ADR	33.5	-29.1	.13	31.3	54	-22.7	-	-	243	156	V
3	* 9.145158	32.29	PK-U	36.2	-18.5	0	49.99	-	-	74	-24.01	180	131	H
	* 9.14635	20.8	ADR	36.2	-18.5	.13	38.63	54	-15.37	-	-	180	131	H
5	* 11.935808	31.95	PK-U	38.5	-18	0	52.45	-	-	74	-21.55	232	228	H
	* 11.934446	20.51	ADR	38.5	-18	.13	41.14	54	-12.86	-	-	232	228	H
4	* 9.147397	32.56	PK-U	36.2	-18.6	0	50.16	-	-	74	-23.84	181	172	V
	* 9.14614	20.89	ADR	36.2	-18.5	.13	38.72	54	-15.28	-	-	181	172	V
6	* 11.935898	32.01	PK-U	38.5	-18	0	52.51	-	-	74	-21.49	257	257	V
	* 11.935151	20.32	ADR	38.5	-18	.13	40.95	54	-13.05	-	-	257	257	V

* - indicates frequency in CFR47 Pt 15 / IC RSS-Restricted Band
PK-U - U-NII: Maximum Peak
ADR - U-NII AD primary method, RMS average

UL VERIFICATION SERVICES
47173 Benicia Street, Fremont, CA 94538; USA TEL:(510) 319-4000 FAX:(510) 661-0888
This report shall not be reproduced except in full, without the written approval of UL VERIFICATION SERVICES

CHANNEL 142 RESULTS

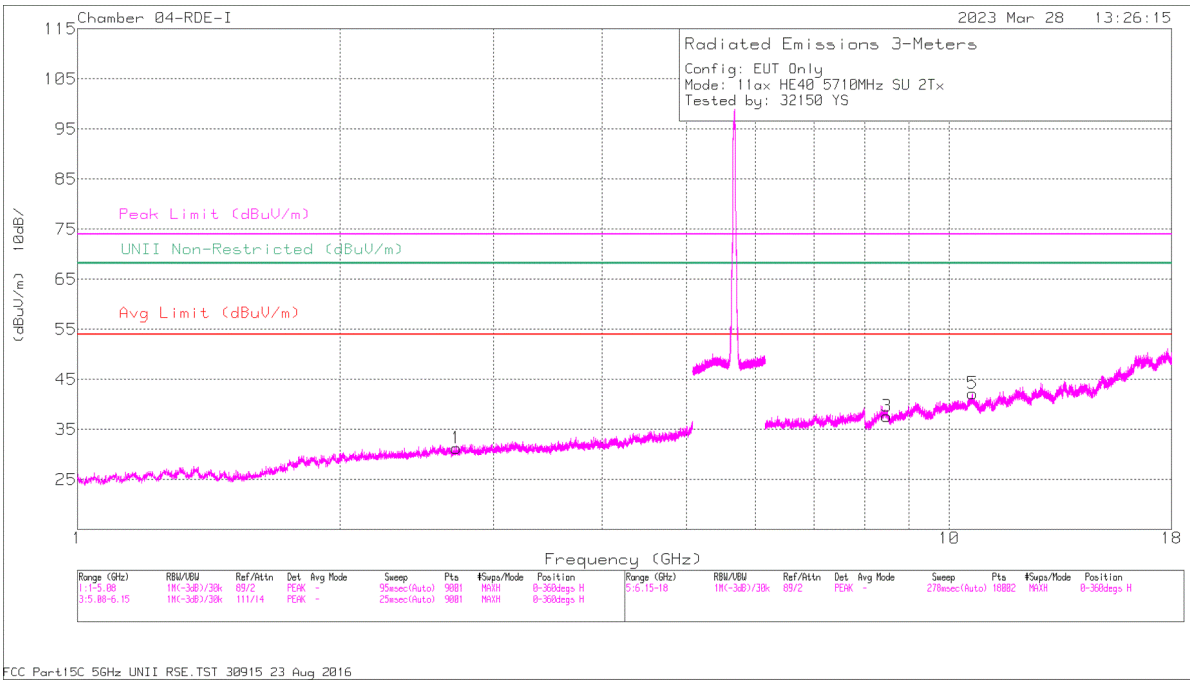

HORIZONTAL

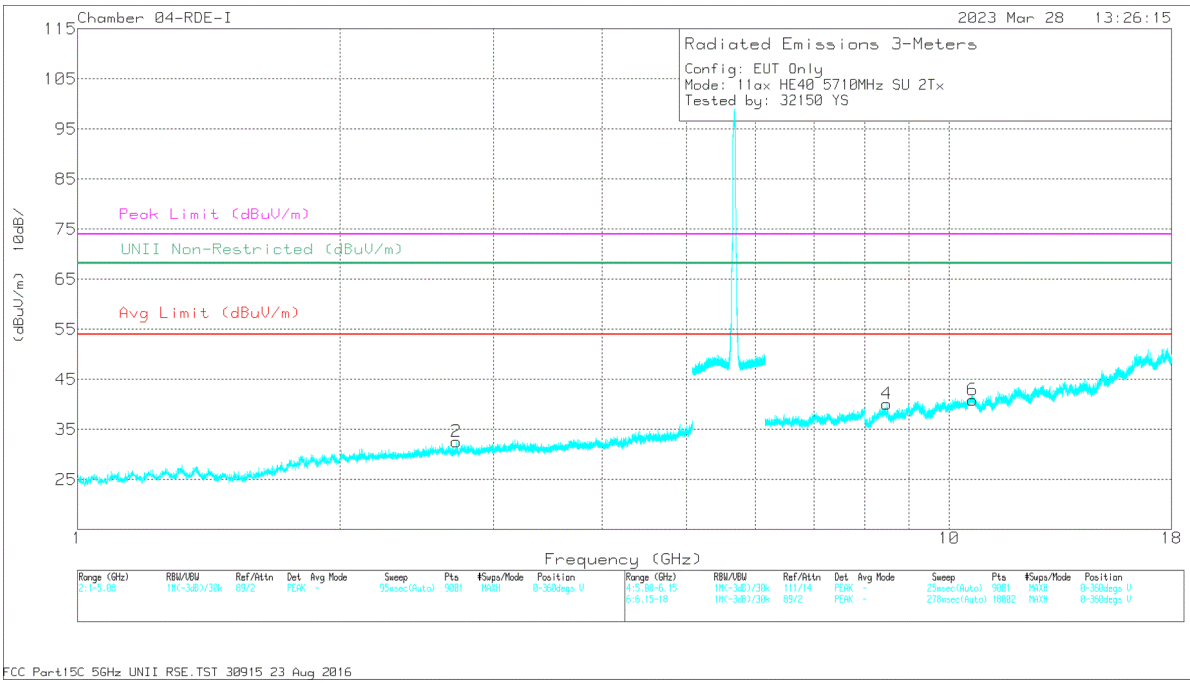

VERTICAL

UL VERIFICATION SERVICES
47173 Benicia Street, Fremont, CA 94538; USA TEL:(510) 319-4000 FAX:(510) 661-0888

This report shall not be reproduced except in full, without the written approval of UL VERIFICATION SERVICES

RADIATED EMISSIONS

Marker	Frequency (GHz)	Meter Reading (dBuV)	Det	84797 ACF (dB) - 3mH	Amp/Cbl/Fltr (dB)	DCCF (dB)	Corrected Reading (dBuV/m)	Avg Limit (dBuV/m)	Margin (dB)	Peak Limit (dBuV/m)	PK Margin (dB)	Azimuth (Degs)	Height (cm)	Polarity
1	* 2.718233	40	PK-U	32.4	-30.8	0	41.6	-	-	74	-32.4	74	147	H
	* 2.721788	28.25	ADR	32.4	-30.9	0.13	29.88	54	-24.12	-	-	74	147	H
2	* 2.721501	39.6	PK-U	32.4	-30.9	0	41.1	-	-	74	-32.9	356	242	V
	* 2.720096	28.12	ADR	32.4	-30.9	0.13	29.75	54	-24.25	-	-	356	242	V
3	* 8.481589	32.3	PK-U	35.8	-19.5	0	48.6	-	-	74	-25.4	293	262	H
	* 8.480501	20.72	ADR	35.9	-19.5	0.13	37.25	54	-16.75	-	-	293	262	H
5	* 10.640394	32.51	PK-U	37.6	-18.4	0	51.71	-	-	74	-22.29	198	163	H
	* 10.644149	20.64	ADR	37.6	-18.3	0.13	40.07	54	-13.93	-	-	198	163	H
4	* 8.47961	31.89	PK-U	35.9	-19.5	0	48.29	-	-	74	-25.71	92	332	V
	* 8.480706	20.98	ADR	35.9	-19.5	0.13	37.51	54	-16.49	-	-	92	332	V
6	* 10.642988	31.3	PK-U	37.6	-18.3	0	50.6	-	-	74	-23.4	183	256	V
	* 10.643514	20.18	ADR	37.6	-18.3	0.13	39.61	54	-14.39	-	-	183	256	V

* - indicates frequency in CFR47 Pt 15 / IC RSS-Restricted Band
PK-U - U-NII: Maximum Peak
ADR - U-NII AD primary method, RMS average

UL VERIFICATION SERVICES
47173 Benicia Street, Fremont, CA 94538; USA TEL:(510) 319-4000 FAX:(510) 661-0888
This report shall not be reproduced except in full, without the written approval of UL VERIFICATION SERVICES

1.1.50 TX ABOVE 1 GHz 802.11ax HE80 MODE IN THE 5.6GHz BAND

1TX Antenna 6 MODE: 106-Tones, RU Index 53

BANDEDGE (LOW CHANNEL)

HORIZONTAL RESULT

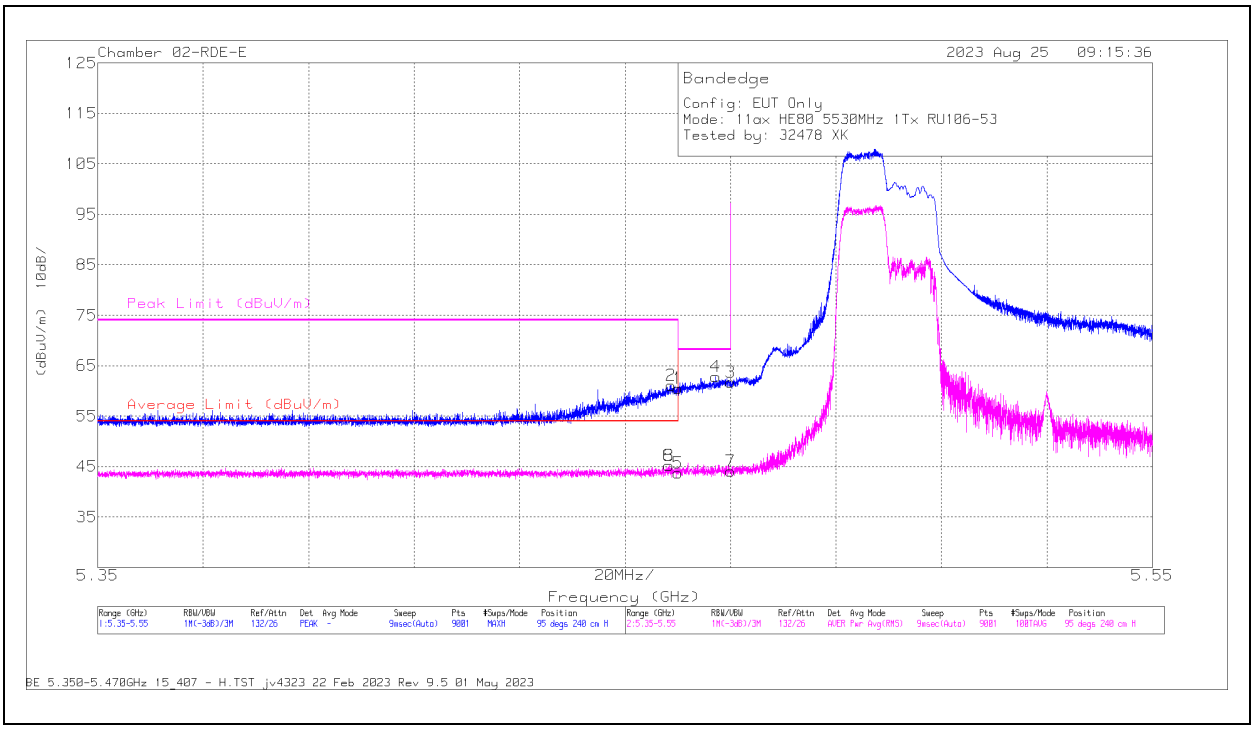

Marker	Frequency (GHz)	Meter Reading (dBuV)	Det	206807 ACF (dB/m)	DCCF (dB)	Gain/Loss (dB)	Corrected Reading (dBuV/m)	Average Limit (dBuV/m)	Margin (dB)	Peak Limit (dBuV/m)	PK Margin (dB)	Azimuth (Degs)	Height (cm)	Polarity
1	* 5.46	63.6	Pk	34.4	0	-37.47	60.53	-	-	68.2	-7.67	95	240	H
2	* 5.458754	64.21	Pk	34.4	0	-37.47	61.14	-	-	74	-12.86	95	240	H
5	* 5.46	46.26	RMS	34.4	0.56	-37.47	43.75	54	-10.25	-	-	95	240	H
6	* 5.45831	47.78	RMS	34.4	0.56	-37.47	45.27	54	-8.73	-	-	95	240	H
8	* 5.45831	47.78	RMS	34.4	0.56	-37.47	45.27	54	-8.73	-	-	95	240	H
4	5.467221	65.81	Pk	34.4	0	-37.42	62.79	-	-	68.2	-5.41	95	240	H
3	5.47	64.82	Pk	34.4	0	-37.46	61.76	-	-	68.2	-6.44	95	240	H
7	5.47	46.65	RMS	34.4	0.56	-37.46	44.15	-	-	-	-	95	240	H

* - indicates frequency in CFR47 Pt 15 / IC RSS-Restricted Band
Pk - Peak detector
RMS - RMS detection

UL VERIFICATION SERVICES
47173 Benicia Street, Fremont, CA 94538; USA TEL:(510) 319-4000 FAX:(510) 661-0888
This report shall not be reproduced except in full, without the written approval of UL VERIFICATION SERVICES

VERTICAL RESULT

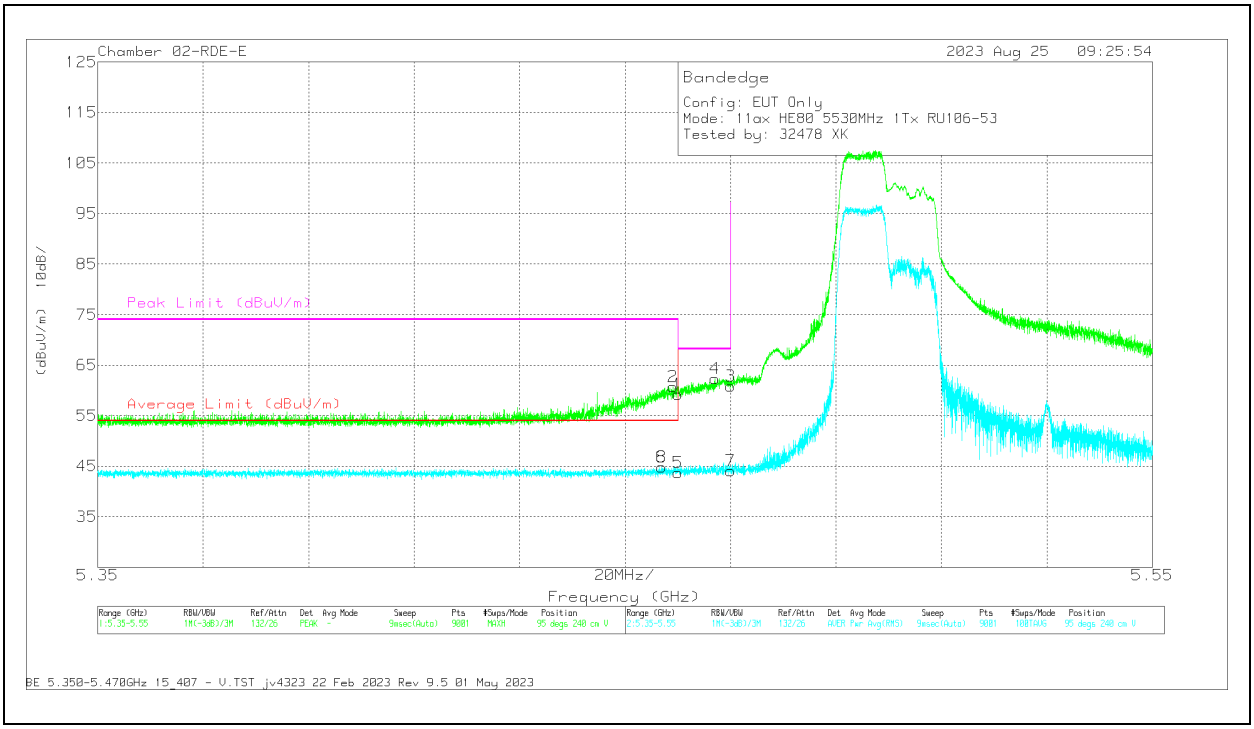

Marker	Frequency (GHz)	Meter Reading (dBuV)	Det	206807 ACF (dB/m)	DCCF (dB)	Gain/Loss (dB)	Corrected Reading (dBuV/m)	Average Limit (dBuV/m)	Margin (dB)	Peak Limit (dBuV/m)	PK Margin (dB)	Azimuth (Degs)	Height (cm)	Polarity
1	* 5.46	62.26	Pk	34.4	0	-37.47	59.19	-	-	68.2	-9.01	95	240	V
2	* 5.459043	63.83	Pk	34.4	0	-37.47	60.76	-	-	74	-13.24	95	240	V
5	* 5.46	46.24	RMS	34.4	0.56	-37.47	43.73	54	-10.27	-	-	95	240	V
6	* 5.456888	47.4	RMS	34.4	0.56	-37.48	44.88	54	-9.12	-	-	95	240	V
8	* 5.456888	47.4	RMS	34.4	0.56	-37.48	44.88	54	-9.12	-	-	95	240	V
4	5.467021	65.35	Pk	34.4	0	-37.42	62.33	-	-	68.2	-5.87	95	240	V
3	5.47	63.94	Pk	34.4	0	-37.46	60.88	-	-	68.2	-7.32	95	240	V
7	5.47	46.6	RMS	34.4	0.56	-37.46	44.1	-	-	-	-	95	240	V

* - indicates frequency in CFR47 Pt 15 / IC RSS-Restricted Band
Pk - Peak detector
RMS - RMS detection

UL VERIFICATION SERVICES
47173 Benicia Street, Fremont, CA 94538; USA TEL:(510) 319-4000 FAX:(510) 661-0888
This report shall not be reproduced except in full, without the written approval of UL VERIFICATION SERVICES

1TX Antenna 6 MODE: SU, Single User

BANDEDGE (LOW CHANNEL)

HORIZONTAL RESULT

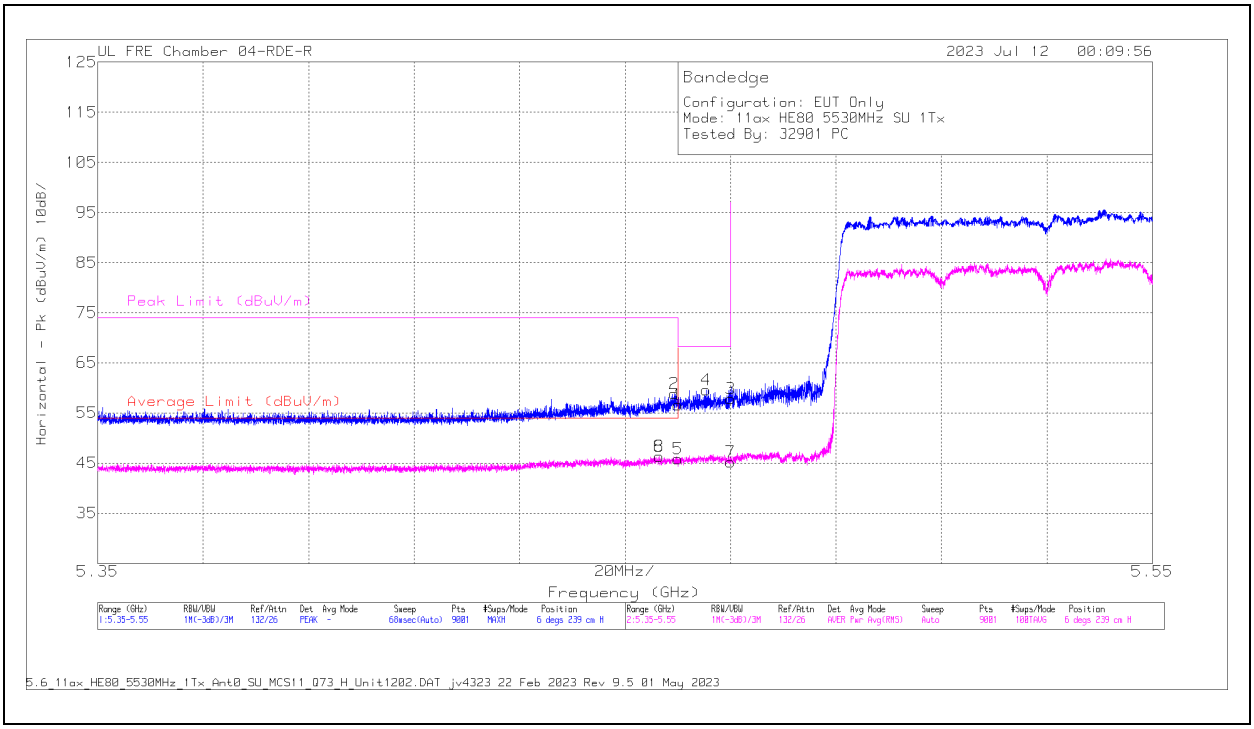

Marker	Frequency (GHz)	Meter Reading (dBuV)	Det	222740 ACF(dB) - 3mH	DCCF (dB)	Gain/Loss (dB)	Corrected Reading (dBuV/m)	Average Limit (dBuV/m)	Margin (dB)	Peak Limit (dBuV/m)	PK Margin (dB)	Azimuth (Degs)	Height (cm)	Polarity
6	5.456488	49.1	RMS	34.4	1.08	-38.16	46.42	54	-7.58	-	-	6	239	H
8	5.456488	49.1	RMS	34.4	1.08	-38.16	46.42	54	-7.58	-	-	6	239	H
2	5.45931	62.67	Pk	34.4	0	-38.18	58.89	-	-	74	-15.11	6	239	H
1	5.46	60.42	Pk	34.4	0	-38.2	56.62	-	-	68.2	-11.58	6	239	H
5	5.46	48.59	RMS	34.4	1.08	-38.2	45.87	54	-8.13	-	-	6	239	H
4	5.465377	63.33	Pk	34.4	0	-38.15	59.58	-	-	68.2	-8.62	6	239	H
3	5.47	61.56	Pk	34.4	0	-38.12	57.84	-	-	68.2	-10.36	6	239	H
7	5.47	47.98	RMS	34.4	1.08	-38.12	45.34	-	-	-	-	6	239	H

Pk - Peak detector
RMS - RMS detection

UL VERIFICATION SERVICES
47173 Benicia Street, Fremont, CA 94538; USA TEL:(510) 319-4000 FAX:(510) 661-0888
This report shall not be reproduced except in full, without the written approval of UL VERIFICATION SERVICES

VERTICAL RESULT

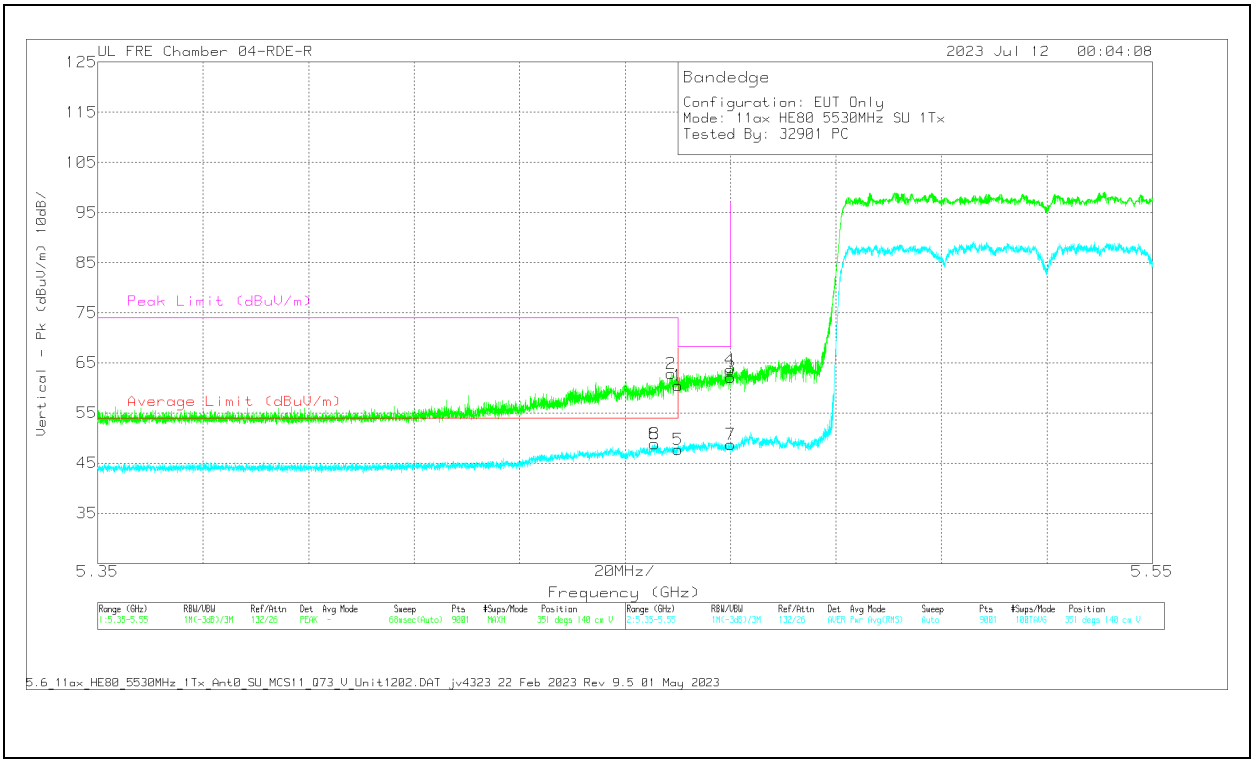

Marker	Frequency (GHz)	Meter Reading (dBuV)	Det	222740 ACF(dB) - 3mH	DCCF (dB)	Gain/Loss (dB)	Corrected Reading (dBuV/m)	Average Limit (dBuV/m)	Margin (dB)	Peak Limit (dBuV/m)	PK Margin (dB)	Azimuth (Degs)	Height (cm)	Polarity
6	5.455577	51.56	RMS	34.4	1.08	-38.17	48.87	54	-5.13	-	-	351	140	V
8	5.455577	51.56	RMS	34.4	1.08	-38.17	87	54	-5.13	-	-	351	140	V
2	5.458754	66.68	Pk	34.4	0	-38.17	62.91	-	-	74	-11.09	351	140	V
1	5.46	64.33	Pk	34.4	0	-38.2	60.53	-	-	68.2	-7.67	351	140	V
5	5.46	50.48	RMS	34.4	1.08	-38.2	47.76	54	-6.24	-	-	351	140	V
4	5.469888	67.32	Pk	34.4	0	-38.12	63.6	-	-	68.2	-4.6	351	140	V
3	5.47	65.82	Pk	34.4	0	-38.12	62.1	-	-	68.2	-6.1	351	140	V
85	5.47	51.49	RMS	34.4	1.08	-38.12	48.85	-	-	-	-	351	140	V

Pk - Peak detector
RMS - RMS detection

UL VERIFICATION SERVICES
47173 Benicia Street, Fremont, CA 94538; USA TEL:(510) 319-4000 FAX:(510) 661-0888
This report shall not be reproduced except in full, without the written approval of UL VERIFICATION SERVICES

1TX Antenna 5 MODE: 106-Tones, RU Index 53

BANDEDGE (LOW CHANNEL)

HORIZONTAL RESULT

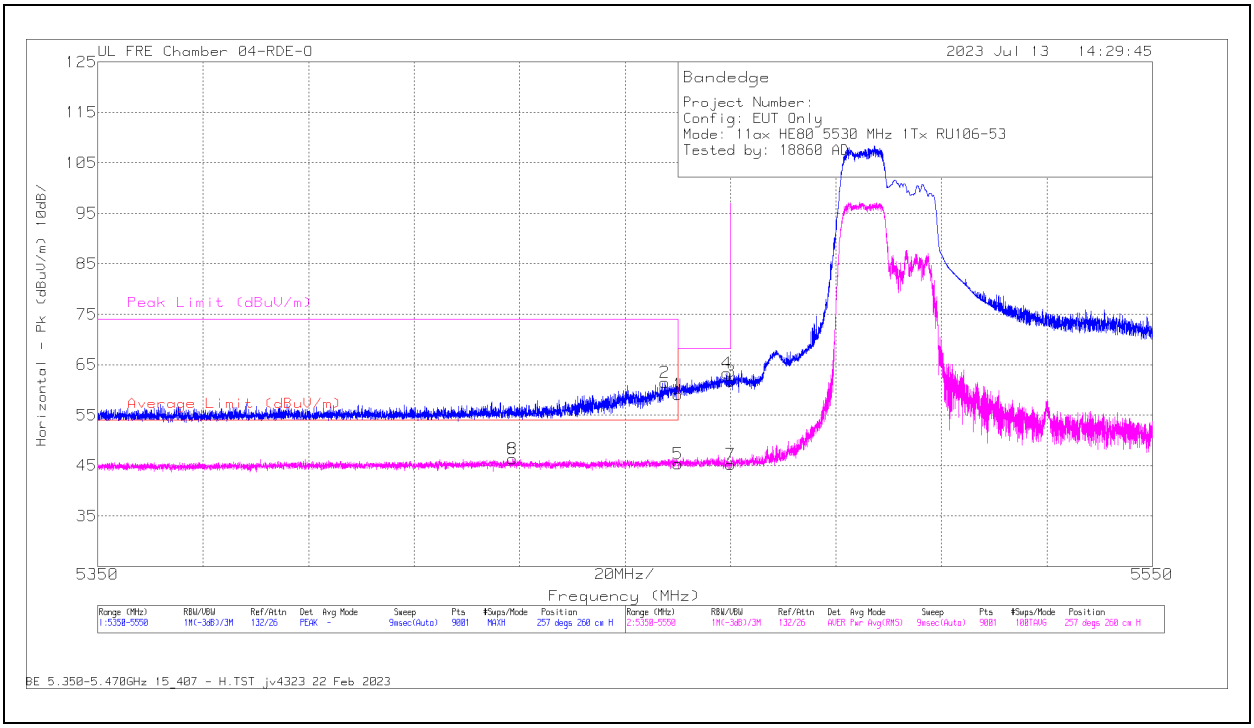

Marker	Frequency (MHz)	Meter Reading (dBuV)	Det	80404_ACF(dB) - 3mH	DCCF (dB)	Gain/Loss (dB)	Corrected Reading (dBuV/m)	Average Limit (dBuV/m)	Margin (dB)	Peak Limit (dBuV/m)	PK Margin (dB)	Azimuth (Degs)	Height (cm)	Polarity
6	5428.71	45.89	RMS	34.8	.56	-34.94	46.31	54	-7.69	-	-	257	260	H
8	5428.71	45.89	RMS	34.8	.56	-34.94	46.31	54	-7.69	-	-	257	260	H
2	5457.532	61.69	Pk	34.7	0	-34.98	61.41	-	-	74	-12.59	257	260	H
1	5460	59.32	Pk	34.7	0	-34.96	59.06	-	-	68.2	-9.14	257	260	H
5	5460	44.99	RMS	34.7	.56	-34.96	45.29	54	-8.71	-	-	257	260	H
4	5469.288	63.71	Pk	34.6	0	-34.94	63.37	-	-	68.2	-4.83	257	260	H
3	5470	62.04	Pk	34.6	0	-34.95	61.69	-	-	68.2	-6.51	257	260	H
7	5470	45.03	RMS	34.6	.56	-34.95	45.24	-	-	-	-	257	260	H

Pk - Peak detector
RMS - RMS detection

UL VERIFICATION SERVICES
47173 Benicia Street, Fremont, CA 94538; USA TEL:(510) 319-4000 FAX:(510) 661-0888
This report shall not be reproduced except in full, without the written approval of UL VERIFICATION SERVICES

VERTICAL RESULT

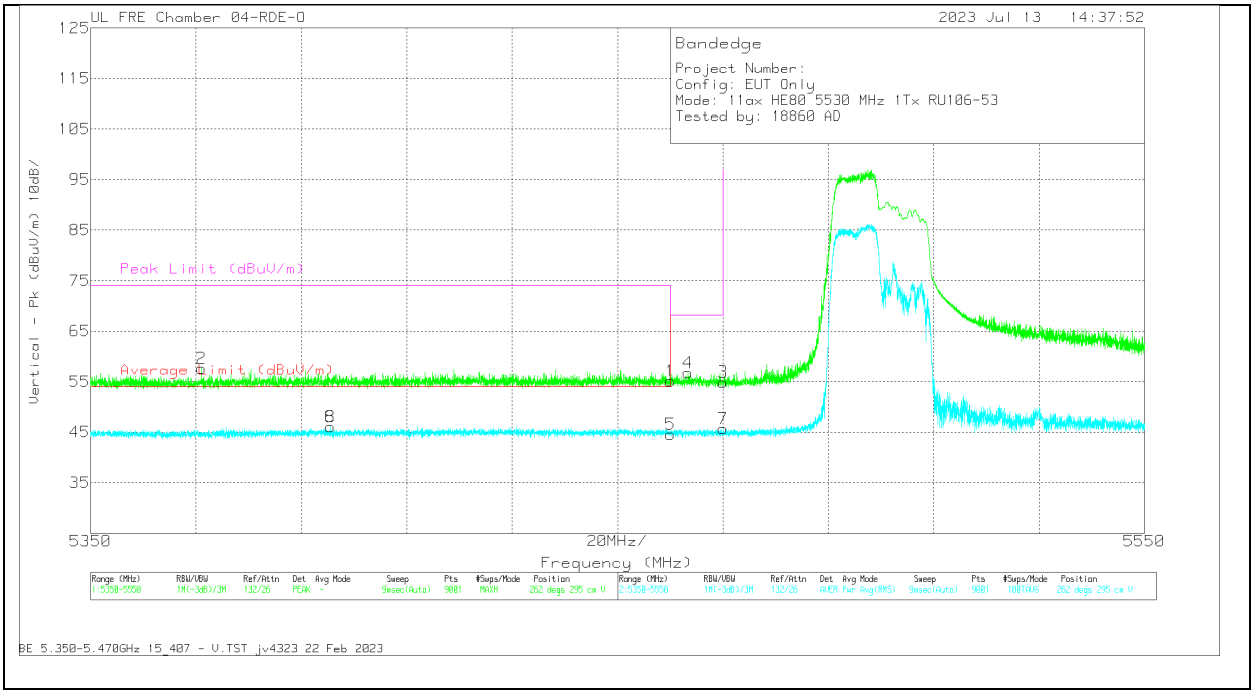

Marker	Frequency (MHz)	Meter Reading (dBuV)	Det	80404_ACF(dB) - 3mH	DCCF (dB)	Gain/Loss (dB)	Corrected Reading (dBuV/m)	Average Limit (dBuV/m)	Margin (dB)	Peak Limit (dBuV/m)	PK Margin (dB)	Azimuth (Degs)	Height (cm)	Polarity
2	5371.044	58.27	Pk	34.5	0	-35.18	57.59	-	-	74	-16.41	262	295	V
6	5395.555	45.94	RMS	34.7	.56	-35.1	46.1	54	-7.9	-	-	262	295	V
8	5395.555	45.94	RMS	34.7	.56	-35.1	46.1	54	-7.9	-	-	262	295	V
1	5460	55.4	Pk	34.7	0	-34.96	55.14	-	-	68.2	-13.06	262	295	V
5	5460	44.27	RMS	34.7	.56	-34.96	44.57	54	-9.43	-	-	262	295	V
4	5463.399	56.99	Pk	34.7	0	-34.97	56.72	-	-	68.2	-11.48	262	295	V
3	5470	55.29	Pk	34.6	0	-34.95	54.94	-	-	68.2	-13.26	262	295	V
7	5470	45.45	RMS	34.6	.56	-34.95	45.66	-	-	-	-	262	295	V

Pk - Peak detector
RMS - RMS detection

UL VERIFICATION SERVICES
47173 Benicia Street, Fremont, CA 94538; USA TEL:(510) 319-4000 FAX:(510) 661-0888
This report shall not be reproduced except in full, without the written approval of UL VERIFICATION SERVICES

1TX Antenna 5 MODE: SU, Single User

BANDEDGE (LOW CHANNEL)

HORIZONTAL RESULT

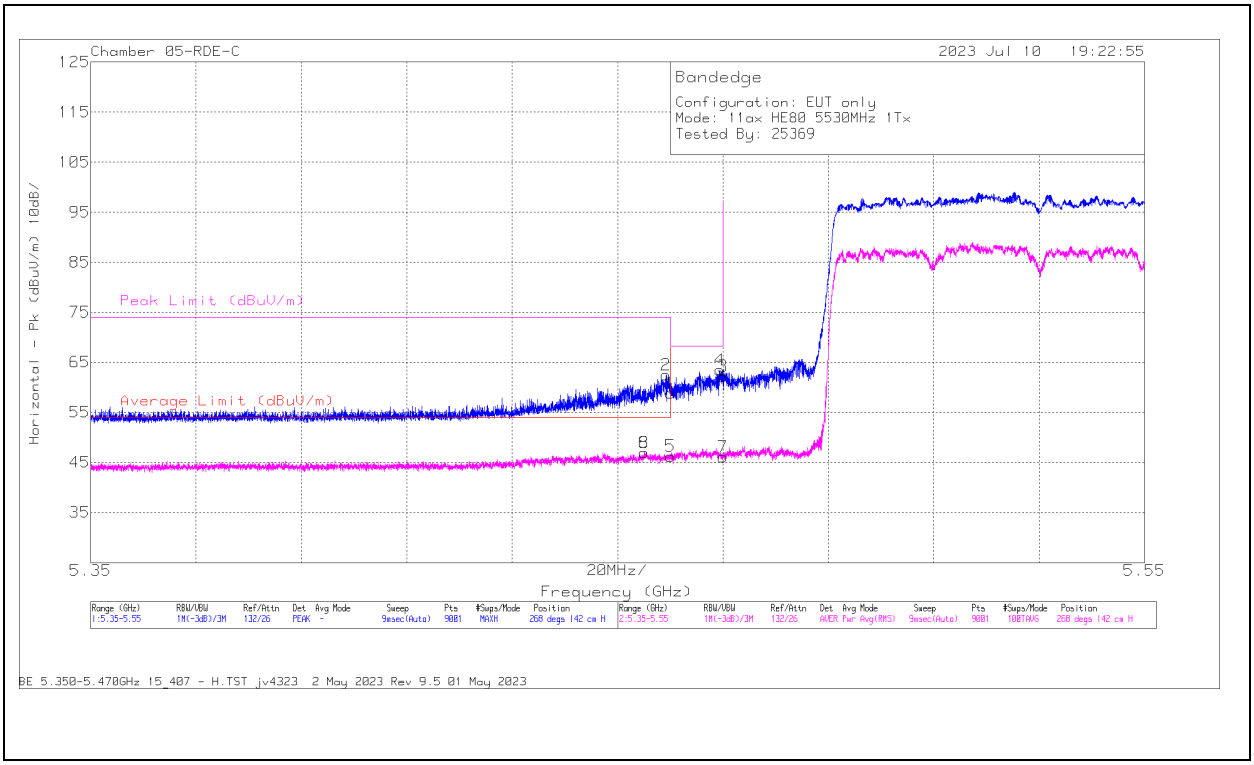

Marker	Frequency (GHz)	Meter Reading (dBuV)	Det	81887 ACF (dB) 3mH	DCCF (dB)	Gain/Loss (dB)	Corrected Reading (dBuV/m)	Average Limit (dBuV/m)	Margin (dB)	Peak Limit (dBuV/m)	PK Margin (dB)	Azimuth (Degs)	Height (cm)	Polarity
6	5.455066	50.06	RMS	34.5	1.08	-38.62	47.02	54	-6.98	-	-	268	142	H
8	5.455066	50.06	RMS	34.5	1.08	-38.62	47.02	54	-6.98	-	-	268	142	H
2	5.459221	66.69	Pk	34.5	0	-38.73	62.46	-	-	74	-11.54	268	142	H
1	5.46	63.02	Pk	34.5	0	-38.71	58.81	-	-	68.2	-9.39	268	142	H
5	5.46	49.42	RMS	34.5	1.08	-38.71	46.29	54	-7.71	-	-	268	142	H
4	5.469377	67.64	Pk	34.5	0	-38.61	63.53	-	-	68.2	-4.67	268	142	H
3	5.47	66.23	Pk	34.5	0	-38.56	62.17	-	-	68.2	-6.03	268	142	H
7	5.47	49.1	RMS	34.5	1.08	-38.56	46.12	-	-	-	-	268	142	H

Pk - Peak detector
RMS - RMS detection

UL VERIFICATION SERVICES
47173 Benicia Street, Fremont, CA 94538; USA TEL:(510) 319-4000 FAX:(510) 661-0888
This report shall not be reproduced except in full, without the written approval of UL VERIFICATION SERVICES

VERTICAL RESULT

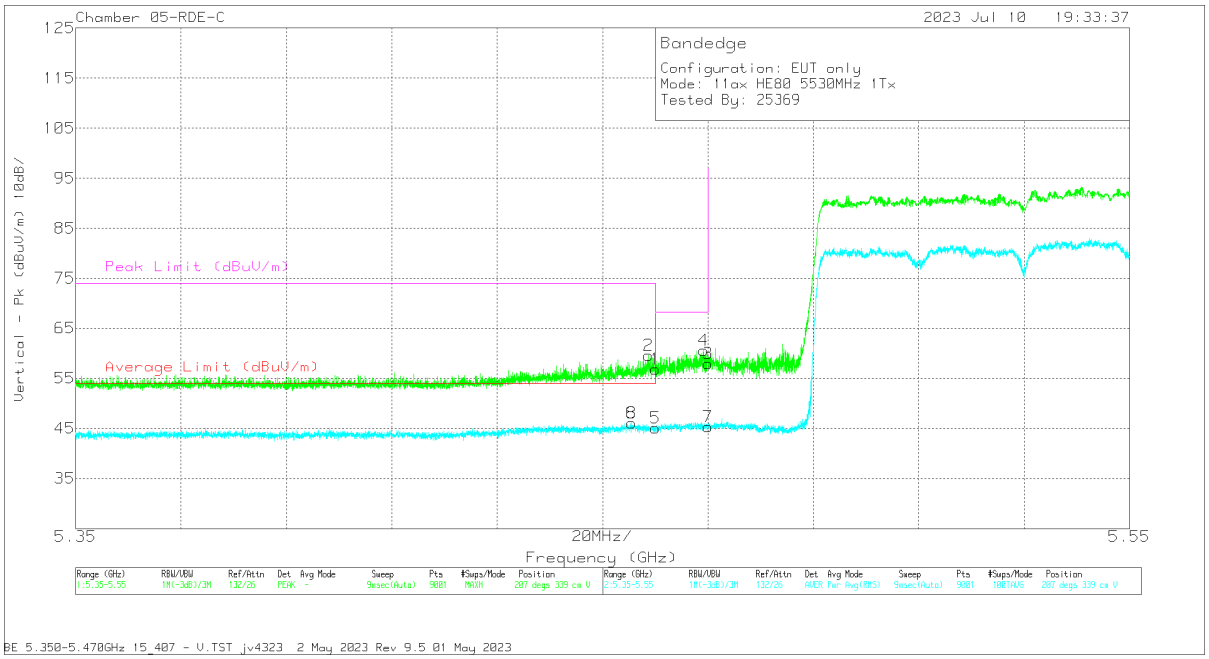

Marker	Frequency (GHz)	Meter Reading (dBuV)	Det	81887 ACF (dB) 3mH	DCCF (dB)	Gain/Loss (dB)	Corrected Reading (dBuV/m)	Average Limit (dBuV/m)	Margin (dB)	Peak Limit (dBuV/m)	PK Margin (dB)	Azimuth (Degs)	Height (cm)	Polarity
6	5.455532	49.35	RMS	34.5	1.08	-38.6	45.75	54	-8.25	-	-	207	339	V
8	5.455532	49.35	RMS	34.5	1.08	-38.6	45.75	54	-8.25	-	-	207	339	V
2	5.458732	63.8	Pk	34.5	0	-38.72	59.58	-	-	74	-14.42	207	339	V
1	5.46	61.04	Pk	34.5	0	-38.71	56.83	-	-	68.2	-11.37	207	339	V
5	5.46	48.47	RMS	34.5	.1.08	-38.71	44.76	54	-9.24	-	-	207	339	V
4	5.469199	64.74	Pk	34.5	0	-38.62	60.62	-	-	68.2	-7.58	207	339	V
3	5.47	61.99	Pk	34.5	0	-38.56	57.93	-	-	68.2	-10.27	207	339	V
7	5.47	48.61	RMS	34.5	1.08	-38.56	45.05	-	-	-	-	207	339	V

Pk - Peak detector
RMS - RMS detection

UL VERIFICATION SERVICES
47173 Benicia Street, Fremont, CA 94538; USA TEL:(510) 319-4000 FAX:(510) 661-0888
This report shall not be reproduced except in full, without the written approval of UL VERIFICATION SERVICES

2TX Antenna 6 + Antenna 5 OFDMA MODE: 106-Tones, RU Index 53

BANDEDGE (LOW CHANNEL)

HORIZONTAL RESULT

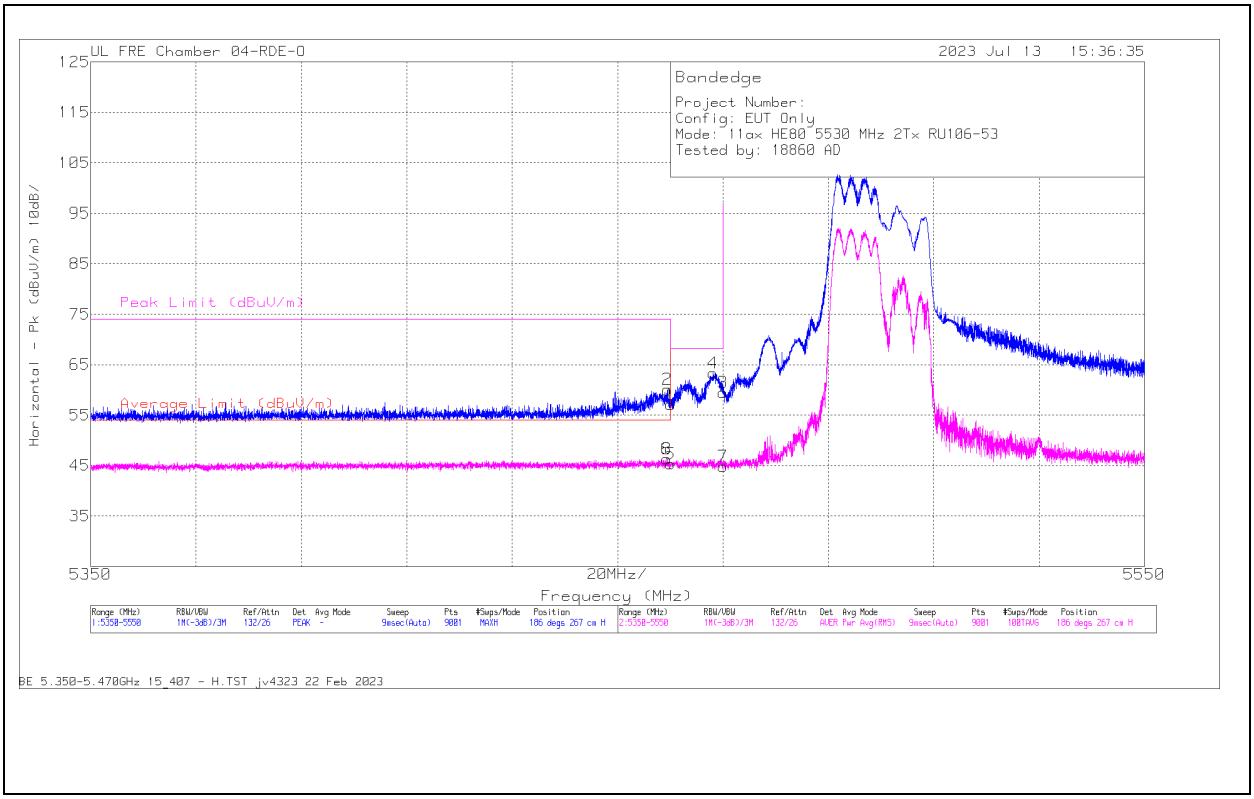

Marker	Frequency (MHz)	Meter Reading (dBuV)	Det	80404_ACF(dB) - 3mH	DCCF (dB)	Gain/Loss (dB)	Corrected Reading (dBuV/m)	Average Limit (dBuV/m)	Margin (dB)	Peak Limit (dBuV/m)	PK Margin (dB)	Azimuth (Degs)	Height (cm)	Polarity
6	5459.288	45.95	RMS	34.8	.56	-34.97	46.34	54	-7.66	-	-	186	267	H
8	5459.288	45.95	RMS	34.8	.56	-34.97	46.34	54	-7.66	-	-	186	267	H
2	5459.399	60.21	Pk	34.8	0	-34.97	60.04	-	-	74	-13.96	186	267	H
1	5460	57.37	Pk	34.7	0	-34.96	57.11	-	-	68.2	-11.09	186	267	H
5	5460	45.03	RMS	34.7	.56	-34.96	45.33	54	-8.67	-	-	186	267	H
4	5468.11	63.7	Pk	34.6	0	-34.95	63.35	-	-	68.2	-4.85	186	267	H
3	5470	59.82	Pk	34.6	0	-34.95	59.47	-	-	68.2	-8.73	186	267	H
7	5470	44.68	RMS	34.6	.56	-34.95	44.89	-	-	-	-	186	267	H

Pk - Peak detector
RMS - RMS detection

UL VERIFICATION SERVICES
47173 Benicia Street, Fremont, CA 94538; USA TEL:(510) 319-4000 FAX:(510) 661-0888
This report shall not be reproduced except in full, without the written approval of UL VERIFICATION SERVICES

VERTICAL RESULT

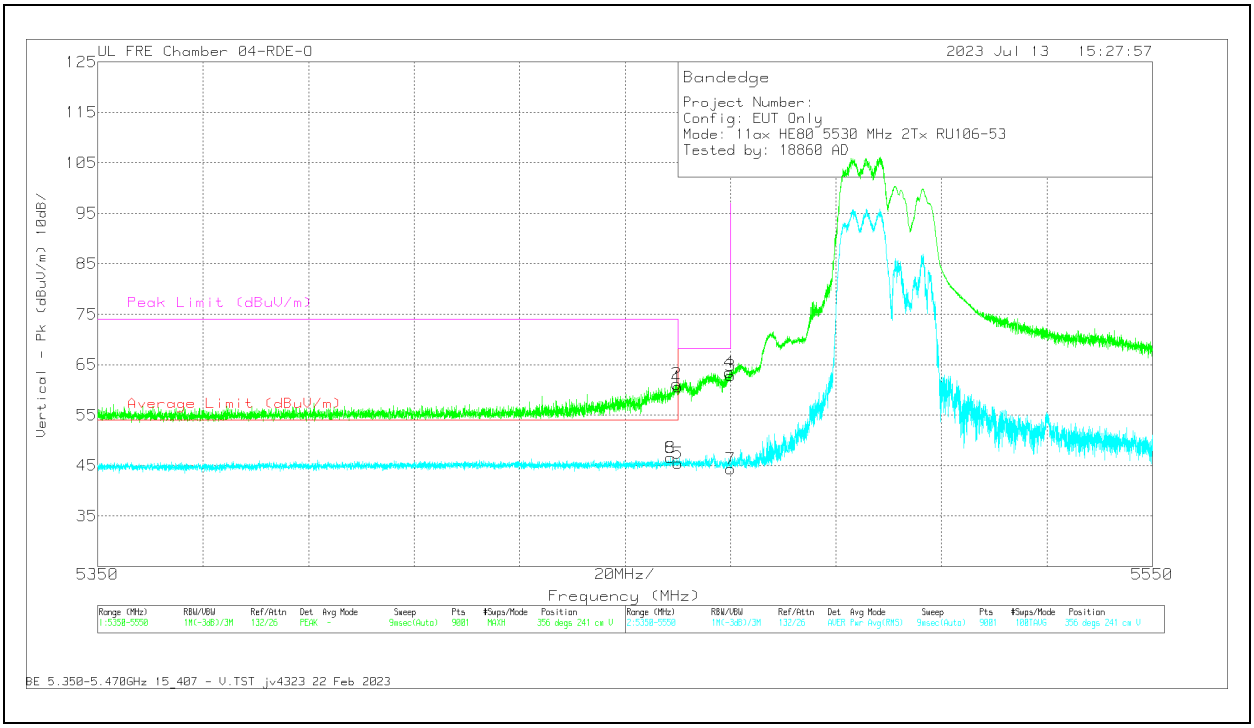

Marker	Frequency (MHz)	Meter Reading (dBuV)	Det	80404_ACF(dB) - 3mH	DCCF (dB)	Gain/Loss (dB)	Corrected Reading (dBuV/m)	Average Limit (dBuV/m)	Margin (dB)	Peak Limit (dBuV/m)	PK Margin (dB)	Azimuth (Degs)	Height (cm)	Polarity
6	5458.599	46.14	RMS	34.8	.56	-34.97	46.53	54	-7.47	-	-	356	241	V
8	5458.599	46.14	RMS	34.8	.56	-34.97	46.53	54	-7.47	-	-	356	241	V
2	5459.843	61.42	Pk	34.7	0	-34.96	61.16	-	-	74	-12.84	356	241	V
1	5460	60.81	Pk	34.7	0	-34.96	60.55	-	-	68.2	-7.65	356	241	V
5	5460	45.19	RMS	34.7	.56	-34.96	45.49	54	-8.51	-	-	356	241	V
4	5469.754	63.8	Pk	34.6	0	-34.95	63.45	-	-	68.2	-4.75	356	241	V
3	5470	63.19	Pk	34.6	0	-34.95	62.84	-	-	68.2	-5.36	356	241	V
7	5470	44.19	RMS	34.6	.56	-34.95	44.40	-	-	-	-	356	241	V

Pk - Peak detector
RMS - RMS detection

UL VERIFICATION SERVICES
47173 Benicia Street, Fremont, CA 94538; USA TEL:(510) 319-4000 FAX:(510) 661-0888
This report shall not be reproduced except in full, without the written approval of UL VERIFICATION SERVICES

1.1.51 5.6GHz Band HARMONICS AND SPURIOUS EMISSIONS, 2TX HE80 RU MODE

LOW CHANNEL RESULTS

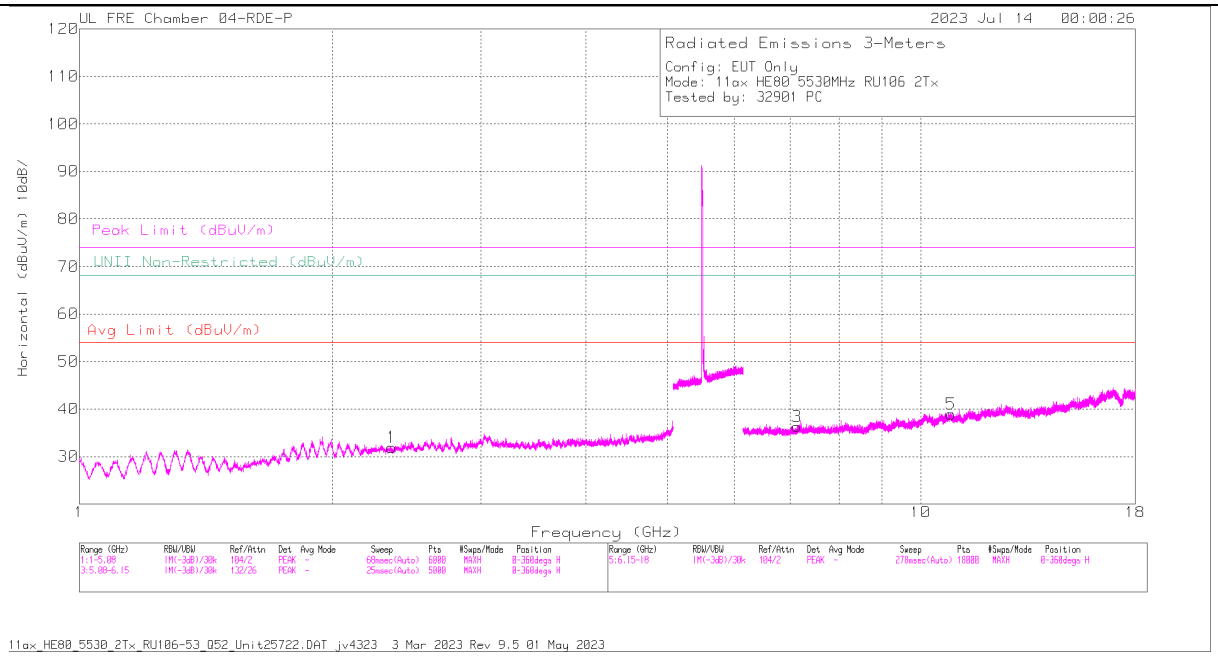

HORIZONTAL

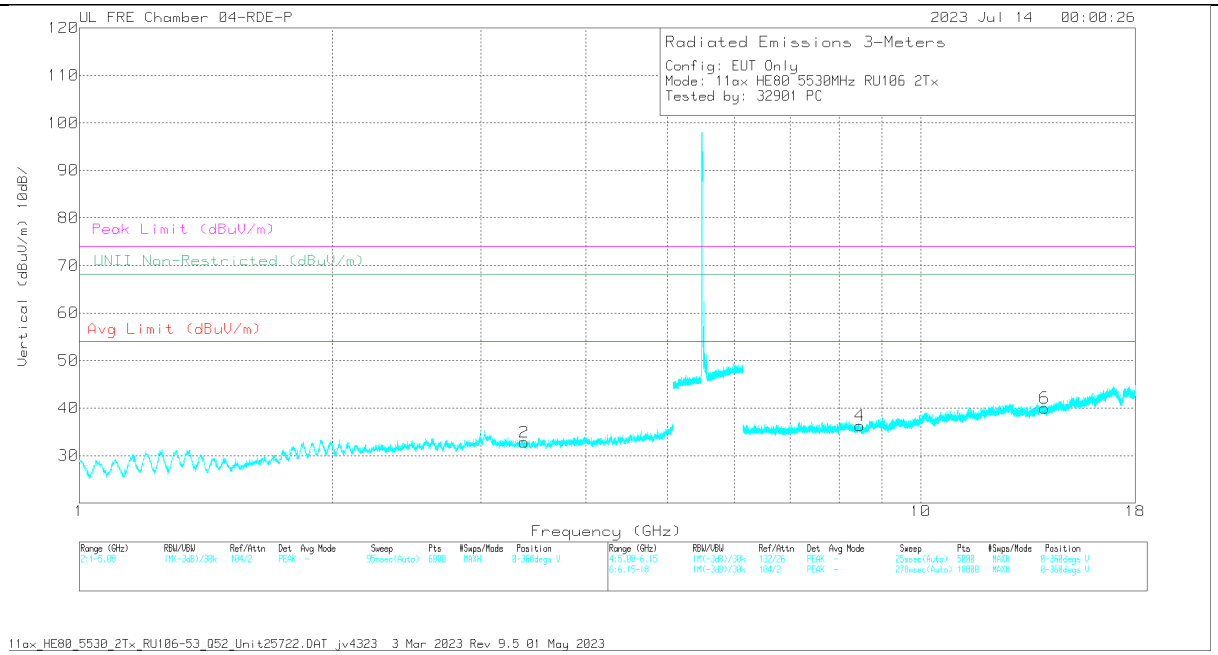

VERTICAL

UL VERIFICATION SERVICES
47173 Benicia Street, Fremont, CA 94538; USA TEL:(510) 319-4000 FAX:(510) 661-0888

This report shall not be reproduced except in full, without the written approval of UL VERIFICATION SERVICES

RADIATED EMISSIONS

Marker	Frequency (GHz)	Meter Reading (dBuV)	Det	222740 ACF(dB) - 3mH	DCCF (dB)	Gain/Loss (dB)	Corrected Reading (dBuV/m)	Avg Limit (dBuV/m)	Margin (dB)	Peak Limit (dBuV/m)	PK Margin (dB)	UNII Non-Restricted (dBuV/m)	PK Margin (dB)	Azimuth (Degs)	Height (cm)	Polarity
1	2.350631	59.81	PK-U	31.5	0	-49.51	41.8	-	-	74	-32.2	-	-	0	100	H
	2.351388	48.34	ADR	31.5	0	-49.49	30.35	54	-23.65	-	-	-	-	0	100	H
2	3.377693	45.11	ADR	32.8	0	-46.51	31.4	-	-	-	-	-	-	0	201	V
	3.3788	57.19	PK-U	32.8	0	-46.51	43.48	-	-	-	-	68.2	-24.72	0	201	V
3	7.133708	44.02	ADR	35.6	0	-45.13	34.49	-	-	-	-	-	-	0	100	H
	7.134728	56.02	PK-U	35.6	0	-45.13	46.49	-	-	-	-	68.2	-21.71	0	100	H
4	8.472176	53.73	PK-U	35.6	0	-43.49	45.84	-	-	74	-28.16	-	-	0	201	V
	8.47431	42.3	ADR	35.6	0	-43.52	34.38	54	-19.62	-	-	-	-	0	201	V
5	10.869439	54.92	PK-U	37.6	0	-43.3	49.22	-	-	74	-24.78	-	-	0	100	H
	10.870026	42.85	ADR	37.6	0	-43.32	37.13	54	-16.87	-	-	-	-	0	100	H
6	14.049391	43.43	ADR	38.7	0	-43.62	38.51	-	-	-	-	-	-	0	201	V
	14.052407	55.36	PK-U	38.7	0	-43.49	50.57	-	-	-	-	68.2	-17.63	0	201	V

PK-U - U-NII: Maximum Peak
ADR - U-NII AD primary method, RMS average

UL VERIFICATION SERVICES
47173 Benicia Street, Fremont, CA 94538; USA TEL:(510) 319-4000 FAX:(510) 661-0888
This report shall not be reproduced except in full, without the written approval of UL VERIFICATION SERVICES

HIGH CHANNEL RESULTS

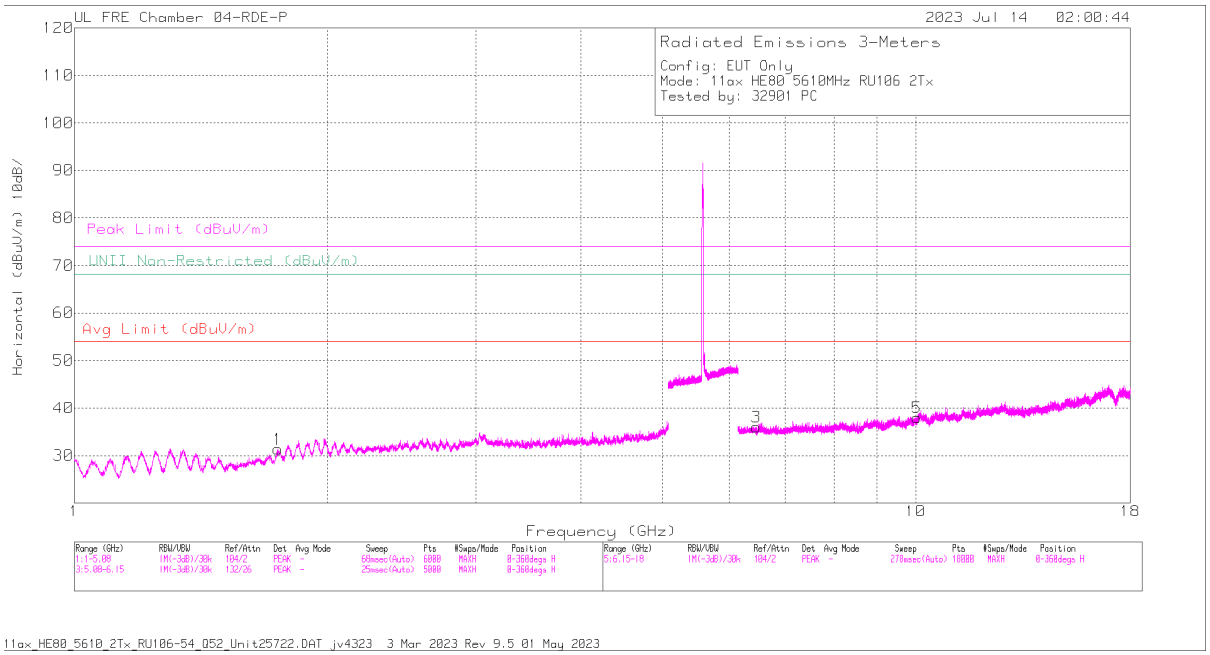

HORIZONTAL

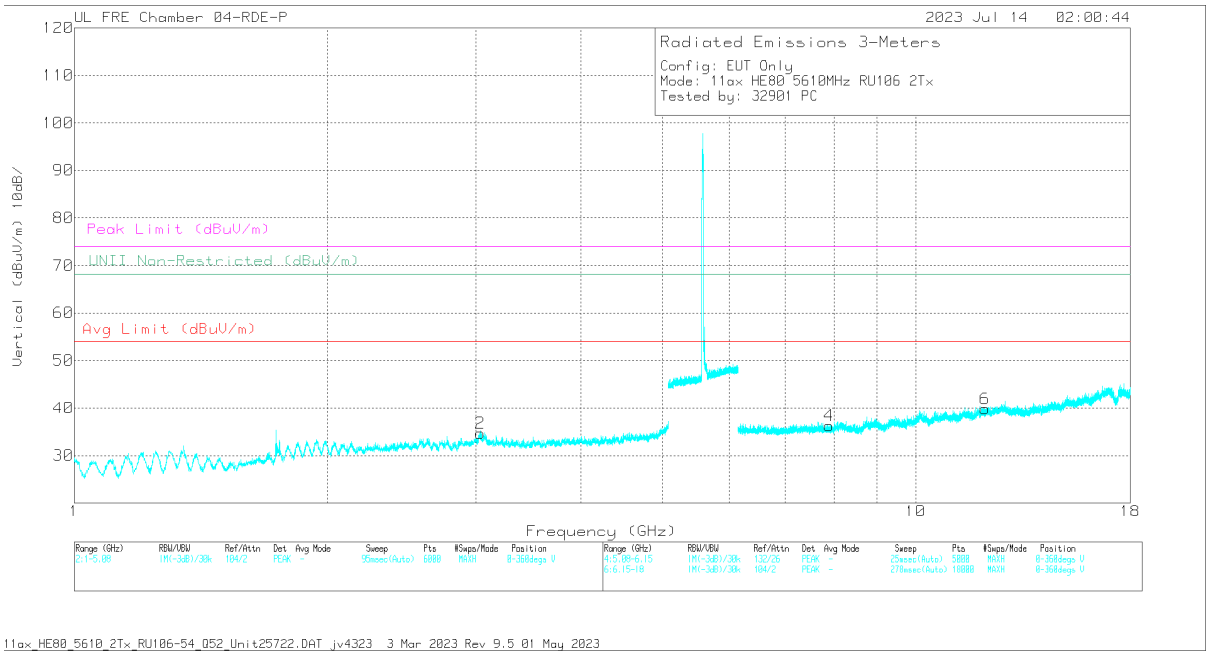

VERTICAL

UL VERIFICATION SERVICES
47173 Benicia Street, Fremont, CA 94538; USA TEL:(510) 319-4000 FAX:(510) 661-0888
This report shall not be reproduced except in full, without the written approval of UL VERIFICATION SERVICES

RADIATED EMISSIONS

Marker	Frequency (GHz)	Meter Reading (dBuV)	Det	222740 ACF(dB) - 3mH	Gain/Loss (dB)	Corrected Reading (dBuV/m)	Avg Limit (dBuV/m)	Margin (dB)	Peak Limit (dBuV/m)	PK Margin (dB)	UNII Non-Restricted (dBuV/m)	PK Margin (dB)	Azimuth (Degs)	Height (cm)	Polarity
1	1.746089	60.85	PK-U	29.9	-49.18	41.57	-	-	-	-	68.2	-26.63	0	100	H
	1.746718	48.93	ADR	29.9	-49.19	29.64	-	-	-	-	-	-	0	100	H
2	3.034873	59.45	PK-U	33.4	-47.7	45.15	-	-	-	-	68.2	-23.05	0	201	V
	3.035011	47.32	ADR	33.4	-47.69	33.03	-	-	-	-	-	-	0	201	V
3	6.462969	43.54	ADR	35.4	-44.71	34.23	-	-	-	-	-	-	0	100	H
	6.463261	55.33	PK-U	35.4	-44.73	46	-	-	-	-	68.2	-22.2	0	100	H
4	7.890719	44.18	ADR	35.8	-45.59	34.39	-	-	-	-	-	-	0	201	V
	7.891934	55.78	PK-U	35.8	-45.54	46.04	-	-	-	-	68.2	-22.16	0	201	V
5	10.032099	57.07	PK-U	37.1	-46.4	47.77	-	-	-	-	68.2	-20.43	0	100	H
	10.034504	45.69	ADR	37.1	-46.45	36.34	-	-	-	-	-	-	0	100	H
6	12.086096	42.89	ADR	38.7	-43.52	38.07	54	-15.93	-	-	-	-	0	201	V
	12.088624	54.14	PK-U	38.7	-43.51	49.33	-	-	74	-24.67	-	-	0	201	V

PK-U - U-NII: Maximum Peak
ADR - U-NII AD primary method, RMS average

UL VERIFICATION SERVICES
47173 Benicia Street, Fremont, CA 94538; USA TEL:(510) 319-4000 FAX:(510) 661-0888
This report shall not be reproduced except in full, without the written approval of UL VERIFICATION SERVICES

CHANNEL 138 RESULTS

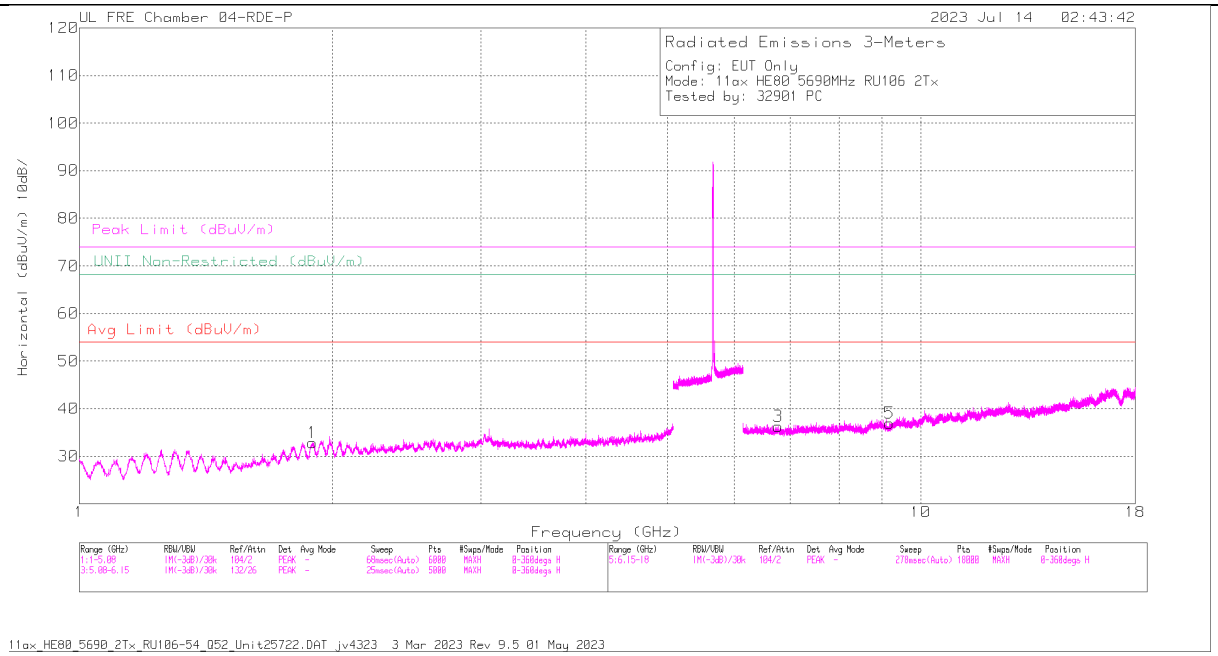

HORIZONTAL

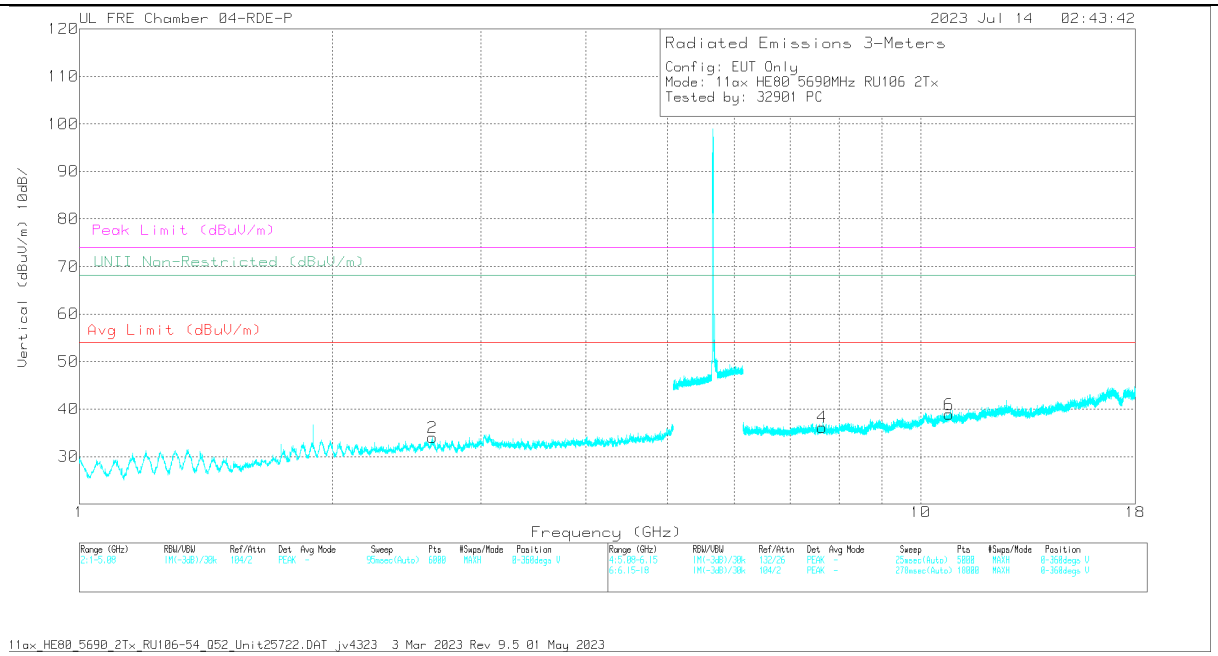

VERTICAL

UL VERIFICATION SERVICES
47173 Benicia Street, Fremont, CA 94538; USA TEL:(510) 319-4000 FAX:(510) 661-0888
This report shall not be reproduced except in full, without the written approval of UL VERIFICATION SERVICES

RADIATED EMISSIONS

Marker	Frequency (GHz)	Meter Reading (dBuV)	Det	222740 ACF(dB) - 3mH	DCCF (dB)	Gain/Loss (dB)	Corrected Reading (dBuV/m)	Avg Limit (dBuV/m)	Margin (dB)	Peak Limit (dBuV/m)	PK Margin (dB)	UNII Non-Restricted (dBuV/m)	PK Margin (dB)	Azimuth (Degs)	Height (cm)	Polarity
1	1.893641	61.27	PK-U	31.3	0	-49.17	43.4	-	-	-	-	68.2	-24.8	0	100	H
	1.894262	49.3	ADR	31.3	0	-49.16	31.44	-	-	-	-	-	-	0	100	H
2	2.627219	48.47	ADR	32.3	0	-49	31.77	-	-	-	-	-	-	0	201	V
	2.629433	60.13	PK-U	32.3	0	-48.97	43.46	-	-	-	-	68.2	-24.74	0	201	V
3	6.77326	43.51	ADR	35.5	0	-44.53	34.48	-	-	-	-	-	-	0	100	H
	6.774004	55.24	PK-U	35.5	0	-44.59	46.15	-	-	-	-	68.2	-22.05	0	100	H
4	7.643989	44.75	ADR	35.7	0	-45.67	34.78	54	-19.22	-	-	-	-	0	201	V
	7.644606	57.18	PK-U	35.7	0	-45.67	47.21	-	-	74	-26.79	-	-	0	201	V
5	9.187109	53.86	PK-U	36.1	0	-43.36	46.6	-	-	74	-27.4	-	-	0	100	H
	9.187747	42.22	ADR	36.1	0	-43.39	34.93	54	-19.07	-	-	-	-	0	100	H
6	10.806198	43.43	ADR	37.6	0	-43.73	37.3	54	-16.7	-	-	-	-	0	201	V
	10.806401	55.61	PK-U	37.6	0	-43.73	49.48	-	-	74	-24.52	-	-	0	201	V

PK-U - U-NII: Maximum Peak
ADR - U-NII AD primary method, RMS average

UL VERIFICATION SERVICES
47173 Benicia Street, Fremont, CA 94538; USA TEL:(510) 319-4000 FAX:(510) 661-0888
This report shall not be reproduced except in full, without the written approval of UL VERIFICATION SERVICES

2TX Antenna 6 + Antenna 5 OFDMA MODE: SU, Single User

BANDEDGE (LOW CHANNEL)

HORIZONTAL RESULT

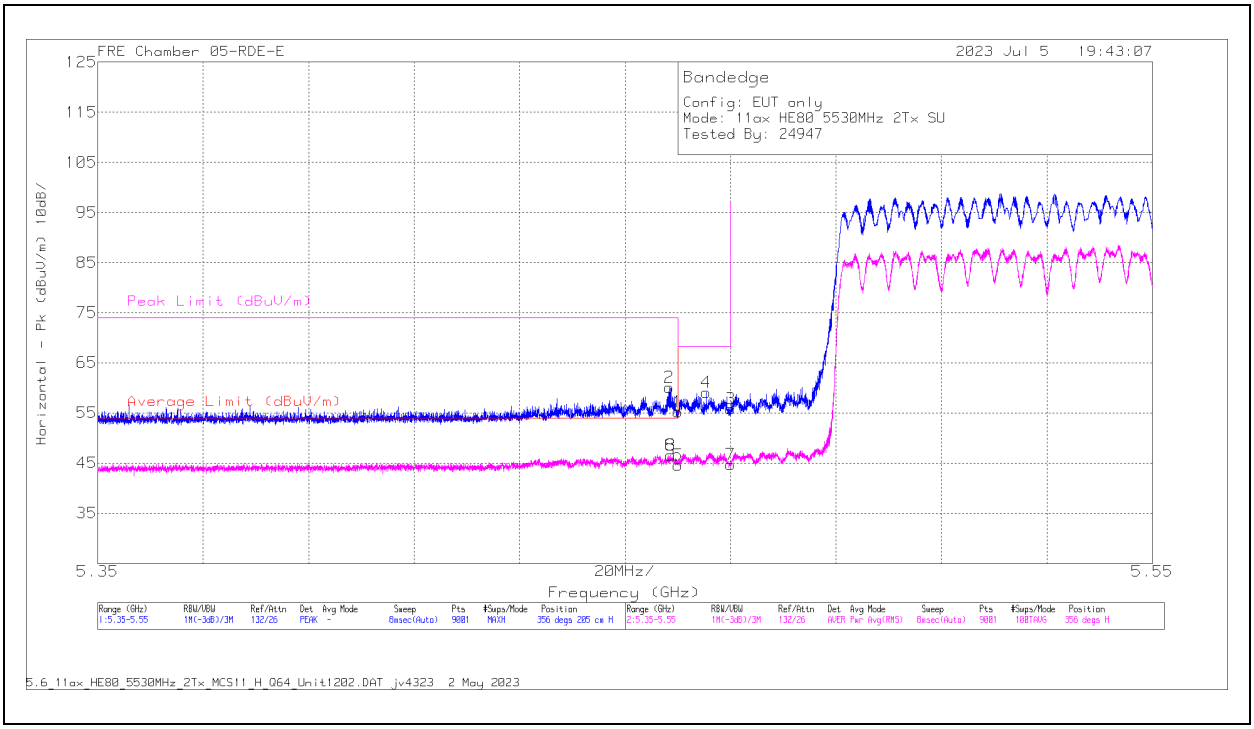

Marker	Frequency (GHz)	Meter Reading (dBuV)	Det	226671 ACF (dB) 3mH	DCCF (dB)	Gain/Loss (dB)	Corrected Reading (dBuV/m)	Average Limit (dBuV/m)	Margin (dB)	Peak Limit (dBuV/m)	PK Margin (dB)	Azimuth (Degs)	Height (cm)	Polarity
2	5.458332	63.66	Pk	34.8	0	-38.31	60.15	-	-	74	-13.85	356	205	H
6	5.458666	49.08	RMS	34.8	1.08	-38.3	46.48	54	-7.52	-	-	356	205	H
8	5.458666	49.08	RMS	34.8	1.08	-38.3	46.48	54	-7.52	-	-	356	205	H
1	5.46	58.76	Pk	34.8	0	-38.29	55.27	-	-	68.2	-12.93	356	205	H
5	5.46	47.11	RMS	34.8	1.08	-38.29	44.52	54	-9.48	-	-	356	205	H
4	5.465354	62.66	Pk	34.8	0	-38.31	59.15	-	-	68.2	-9.05	356	205	H
3	5.47	59.45	Pk	34.8	0	-38.39	55.86	-	-	68.2	-12.34	356	205	H
7	5.47	47.37	RMS	34.8	1.08	-38.39	44.68	-	-	-	-	356	205	H

Pk - Peak detector
RMS - RMS detection

UL VERIFICATION SERVICES
47173 Benicia Street, Fremont, CA 94538; USA TEL:(510) 319-4000 FAX:(510) 661-0888
This report shall not be reproduced except in full, without the written approval of UL VERIFICATION SERVICES

VERTICAL RESULT

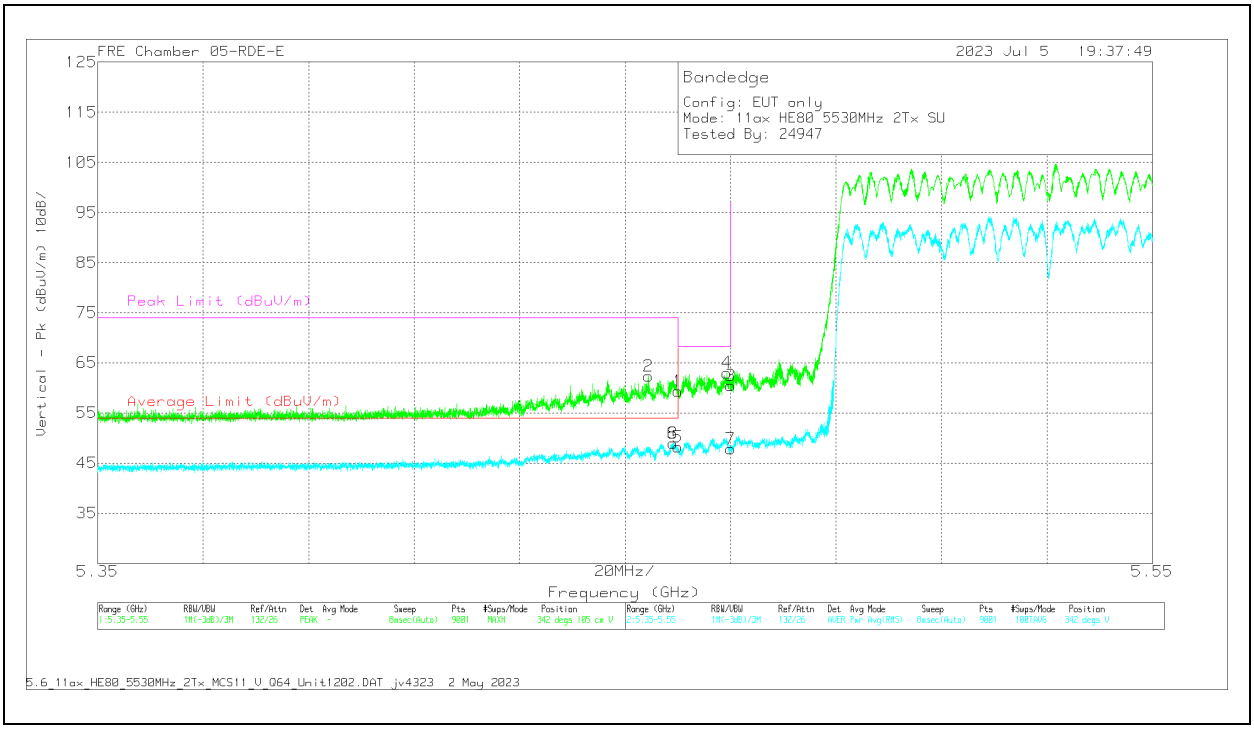

Marker	Frequency (GHz)	Meter Reading (dBuV)	Det	226671 ACF (dB) 3mH	DCCF (dB)	Gain/Loss (dB)	Corrected Reading (dBuV/m)	Average Limit (dBuV/m)	Margin (dB)	Peak Limit (dBuV/m)	PK Margin (dB)	Azimuth (Degs)	Height (cm)	Polarity
2	5.454399	65.95	Pk	34.8	0	-38.38	62.37	-	-	74	-11.63	342	105	V
6	5.459066	51.46	RMS	34.8	1.08	-38.3	48.86	54	-5.14	-	-	342	105	V
8	5.459066	51.46	RMS	34.8	1.08	-38.3	86	54	-5.14	-	-	342	105	V
1	5.46	62.8	Pk	34.8	0	-38.29	59.31	-	-	68.2	-8.89	342	105	V
5	5.46	50.72	RMS	34.8	1.08	-38.29	48.13	54	-5.87	-	-	342	105	V
4	5.46931	66.63	Pk	34.8	0	-38.39	63.04	-	-	68.2	-5.16	342	105	V
3	5.47	64.09	Pk	34.8	0	-38.39	60.5	-	-	68.2	-7.7	342	105	V
7	5.47	50.49	RMS	34.8	1.08	-38.39	47.80	-	-	-	-	342	105	V

Pk - Peak detector
RMS - RMS detection

UL VERIFICATION SERVICES
47173 Benicia Street, Fremont, CA 94538; USA TEL:(510) 319-4000 FAX:(510) 661-0888
This report shall not be reproduced except in full, without the written approval of UL VERIFICATION SERVICES

1.1.52 5.6GHz Band HARMONICS AND SPURIOUS EMISSIONS, 2TX HE80 SU MODE

LOW CHANNEL RESULTS

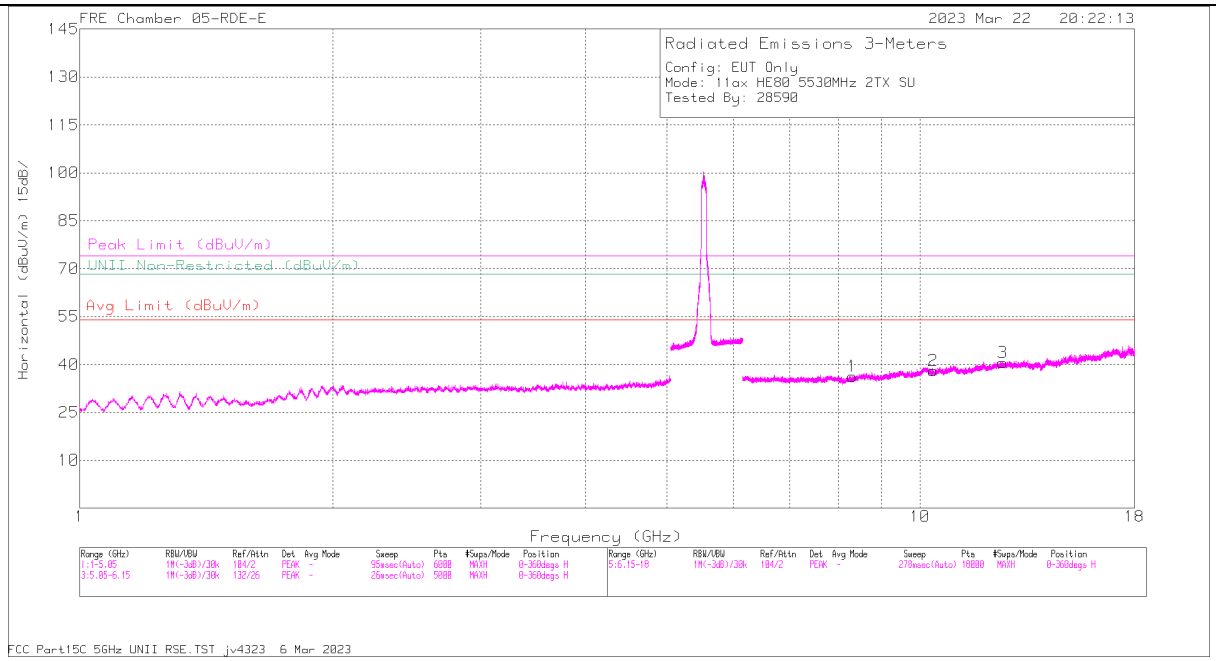

HORIZONTAL

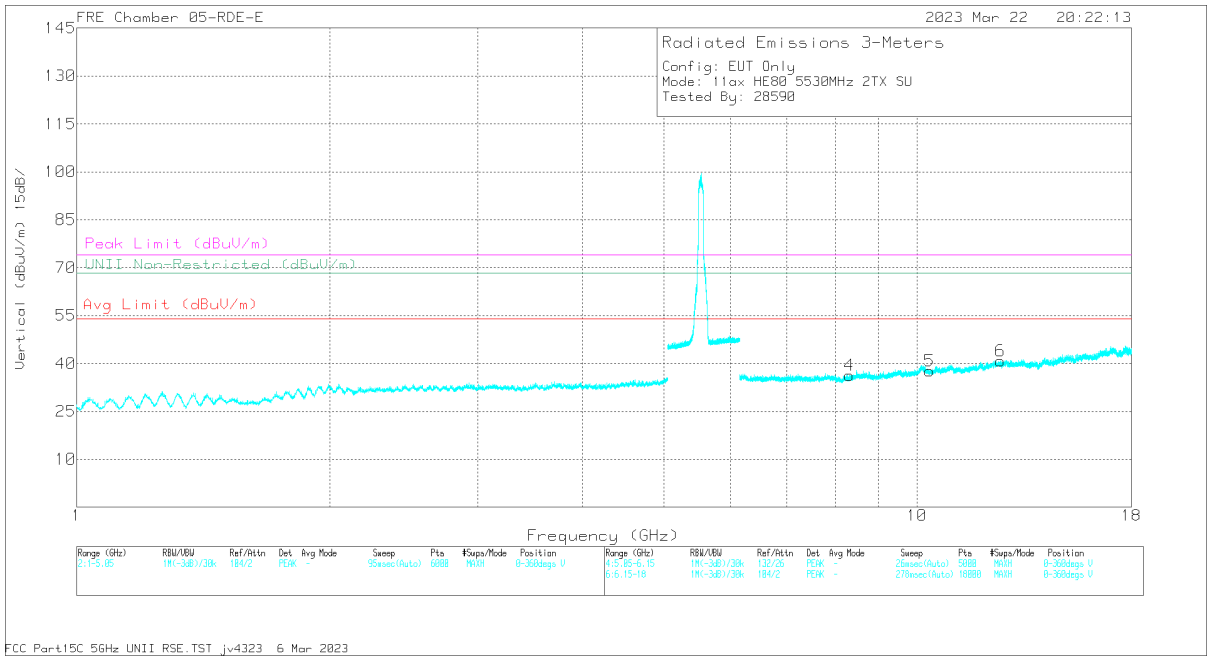

VERTICAL

UL VERIFICATION SERVICES
47173 Benicia Street, Fremont, CA 94538; USA TEL:(510) 319-4000 FAX:(510) 661-0888

This report shall not be reproduced except in full, without the written approval of UL VERIFICATION SERVICES

RADIATED EMISSIONS

Marker	Frequency (GHz)	Meter Reading (dBuV)	Det	226671 ACF (dB) 3mH	DCCF (dB)	Gain/Loss (dB)	Corrected Reading (dBuV/m)	Avg Limit (dBuV/m)	Margin (dB)	Peak Limit (dBuV/m)	PK Margin (dB)	UNII Non-Restricted (dBuV/m)	PK Margin (dB)	Azimuth (Degs)	Height (cm)	Polarity
1	* 8.305935	56.43	PK-U	35.8	0	-45.36	46.87	-	-	74	-27.13	-	-	0	101	H
	* 8.302796	43.72	ADR	35.8	.24	-45.36	34.4	54	-19.6	-	-	-	-	0	101	H
3	* 12.539551	55.38	PK-U	39	0	-44.1	50.28	-	-	74	-23.72	-	-	0	101	H
	* 12.542212	43.82	ADR	39	.24	-44.04	39.02	54	-14.98	-	-	-	-	0	101	H
4	* 8.310394	55.53	PK-U	35.8	0	-45.38	45.95	-	-	74	-28.05	-	-	0	200	V
	* 8.309406	43.77	ADR	35.8	.24	-45.41	34.4	54	-19.6	-	-	-	-	0	200	V
6	* 12.562691	55.47	PK-U	39	0	-44.22	50.25	-	-	74	-23.75	-	-	0	200	V
	* 12.564869	43.81	ADR	39	.24	-44.22	38.83	54	-15.17	-	-	-	-	0	200	V
5	10.352143	56.93	PK-U	37.6	0	-46.5	48.03	-	-	-	-	68.2	-20.17	0	200	V
2	10.373694	57.45	PK-U	37.6	0	-46.45	48.6	-	-	-	-	68.2	-19.6	0	101	H

* - indicates frequency in CFR47 Pt 15 / IC RSS-Restricted Band
PK-U - U-NII: Maximum Peak
ADR - U-NII AD primary method, RMS average

UL VERIFICATION SERVICES
47173 Benicia Street, Fremont, CA 94538; USA TEL:(510) 319-4000 FAX:(510) 661-0888
This report shall not be reproduced except in full, without the written approval of UL VERIFICATION SERVICES

HIGH CHANNEL RESULTS

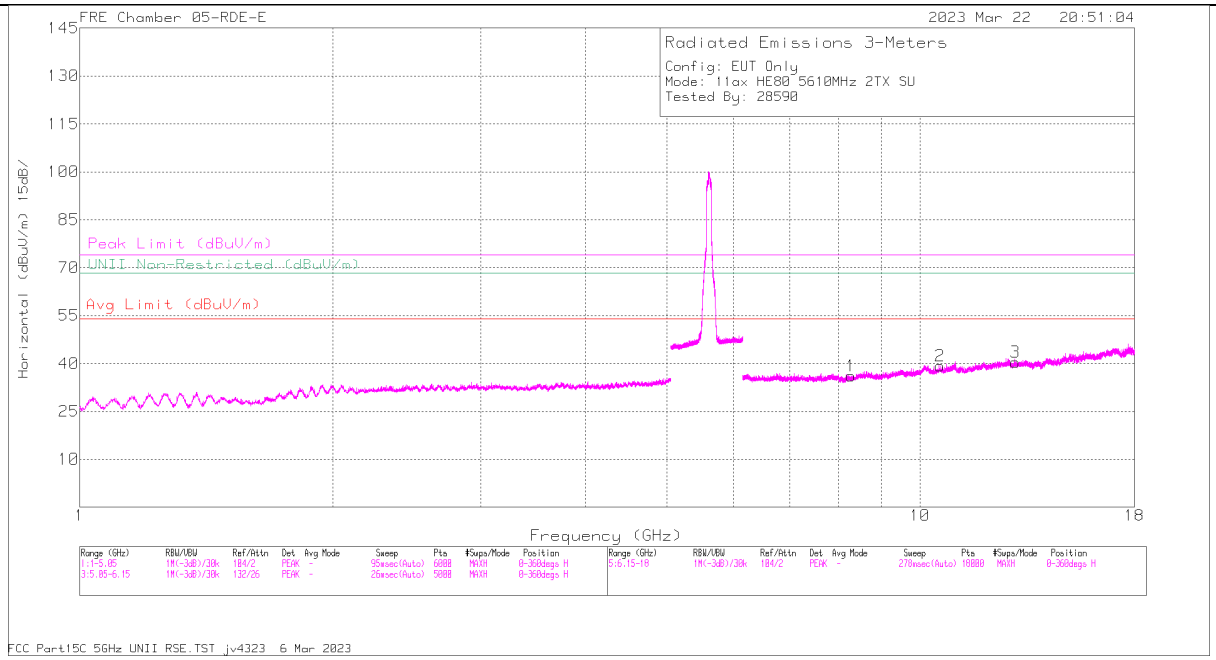

HORIZONTAL

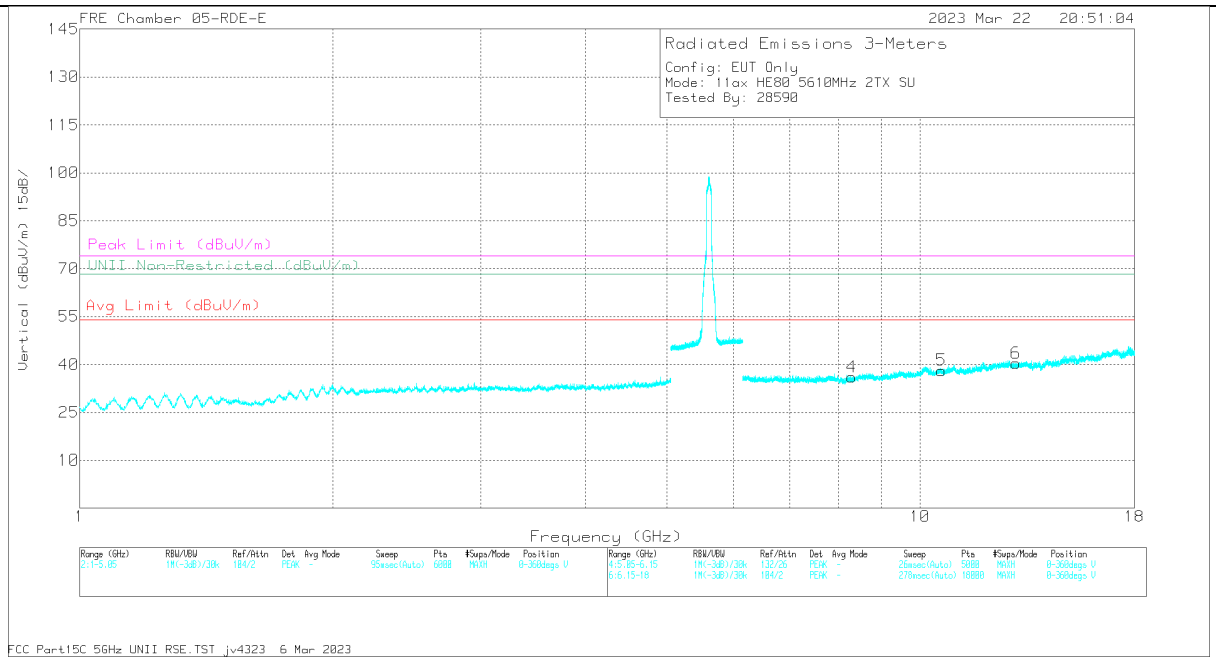

VERTICAL

UL VERIFICATION SERVICES
47173 Benicia Street, Fremont, CA 94538; USA TEL:(510) 319-4000 FAX:(510) 661-0888

This report shall not be reproduced except in full, without the written approval of UL VERIFICATION SERVICES

RADIATED EMISSIONS

Marker	Frequency (GHz)	Meter Reading (dBuV)	Det	226671 ACF (dB) 3mH	DCCF (dB)	Gain/Loss (dB)	Corrected Reading (dBuV/m)	Avg Limit (dBuV/m)	Margin (dB)	Peak Limit (dBuV/m)	PK Margin (dB)	UNII Non-Restricted (dBuV/m)	PK Margin (dB)	Azimuth (Degs)	Height (cm)	Polarity
1	* 8.279976	55.68	PK-U	35.8	0	-45.58	45.9	-	-	74	-28.1	-	-	0	199	H
	* 8.279848	43.95	ADR	35.8	.24	-45.58	34.41	54	-19.59	-	-	-	-	0	199	H
4	* 8.288174	55.52	PK-U	35.8	0	-45.43	45.89	-	-	74	-28.11	-	-	0	101	V
	* 8.288043	43.92	ADR	35.8	.24	-45.43	34.53	54	-19.47	-	-	-	-	0	101	V
5	* 11.653229	54.81	PK-U	38.2	0	-43.68	49.33	-	-	74	-24.67	-	-	0	101	V
	* 11.728271	43.49	ADR	38.3	.24	-43.72	38.31	54	-15.69	-	-	-	-	0	101	V
2	10.570305	56.35	PK-U	37.8	0	-44.96	49.19	-	-	-	-	68.2	-19.01	0	199	H
3	12.990329	55.59	PK-U	39	0	-44.52	50.07	-	-	-	-	68.2	-18.13	0	199	H
6	13.001696	55.77	PK-U	39	0	-44.38	50.39	-	-	-	-	68.2	-17.81	0	199	V

* - indicates frequency in CFR47 Pt 15 / IC RSS-Restricted Band
PK-U - U-NII: Maximum Peak
ADR - U-NII AD primary method, RMS average

UL VERIFICATION SERVICES
47173 Benicia Street, Fremont, CA 94538; USA TEL:(510) 319-4000 FAX:(510) 661-0888
This report shall not be reproduced except in full, without the written approval of UL VERIFICATION SERVICES

CHANNEL 138 RESULTS

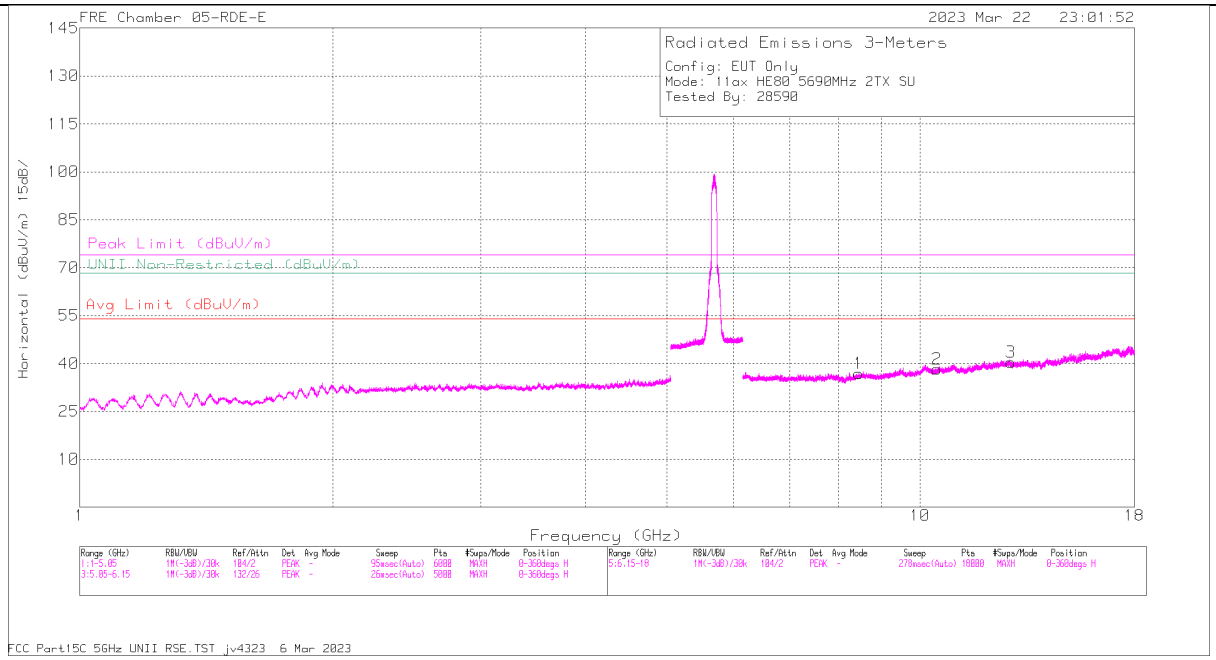

HORIZONTAL

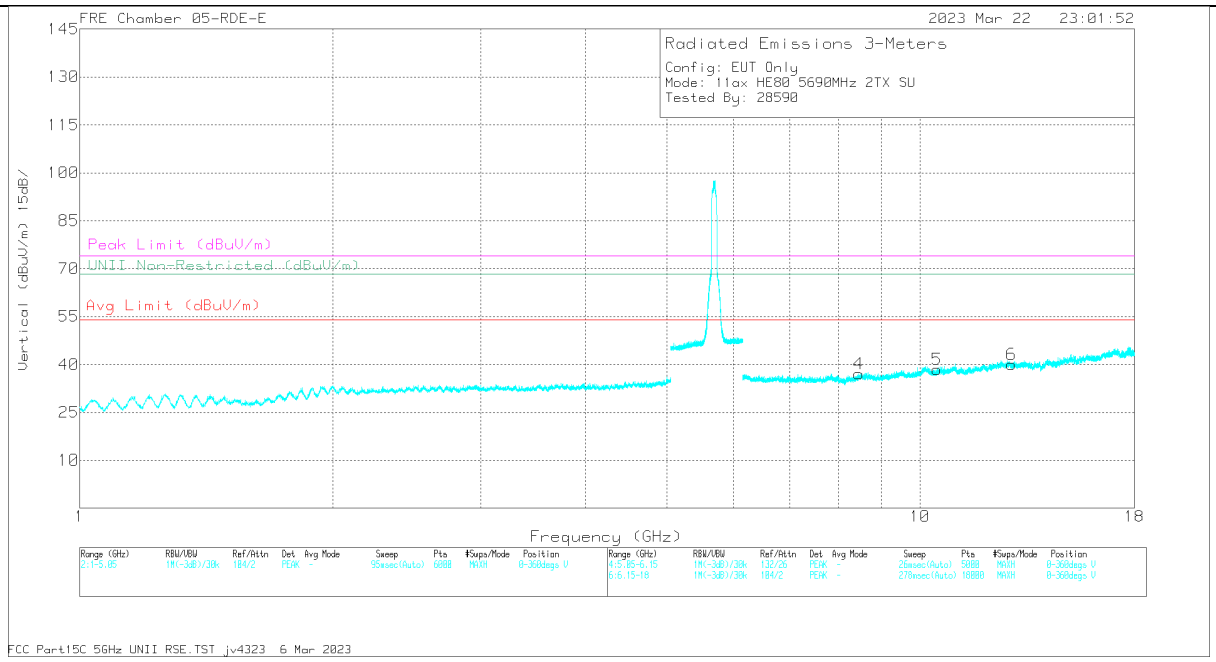

VERTICAL

UL VERIFICATION SERVICES
47173 Benicia Street, Fremont, CA 94538; USA TEL:(510) 319-4000 FAX:(510) 661-0888

This report shall not be reproduced except in full, without the written approval of UL VERIFICATION SERVICES

RADIATED EMISSIONS

Marker	Frequency (GHz)	Meter Reading (dBuV)	Det	226671 ACF (dB) 3mH	DCCF (dB)	Gain/Loss (dB)	Corrected Reading (dBuV/m)	Avg Limit (dBuV/m)	Margin (dB)	Peak Limit (dBuV/m)	PK Margin (dB)	UNII Non-Restricted (dBuV/m)	PK Margin (dB)	Azimuth (Degs)	Height (cm)	Polarity
1	* 8.455766	55.76	PK-U	35.8	0	-44.89	46.67	-	-	74	-27.33	-	-	0	199	H
	* 8.45331	43.93	ADR	35.8	.24	-44.9	35.07	54	-18.93	-	-	-	-	0	199	H
4	* 8.460982	55.79	PK-U	35.8	0	-44.8	46.79	-	-	74	-27.21	-	-	0	101	V
	* 8.459093	44	ADR	35.8	.24	-44.77	35.27	54	-18.73	-	-	-	-	0	101	V
2	10.478185	57.04	PK-U	37.7	0	-46.18	48.56	-	-	-	-	68.2	-19.64	0	199	H
5	10.484072	56.81	PK-U	37.7	0	-46.07	48.44	-	-	-	-	68.2	-19.76	0	101	V
3	12.839239	55	PK-U	39.2	0	-43.83	50.37	-	-	-	-	68.2	-17.83	0	199	H
6	12.85641	54.58	PK-U	39.2	0	-43.87	49.91	-	-	-	-	68.2	-18.29	0	199	V

* - indicates frequency in CFR47 Pt 15 / IC RSS-Restricted Band
PK-U - U-NII: Maximum Peak
ADR - U-NII AD primary method, RMS average

UL VERIFICATION SERVICES
47173 Benicia Street, Fremont, CA 94538; USA TEL:(510) 319-4000 FAX:(510) 661-0888
This report shall not be reproduced except in full, without the written approval of UL VERIFICATION SERVICES

1.1.53 TX ABOVE 1 GHz 802.11ax HE160 MODE IN THE 5.6GHz BAND

1TX Antenna 6 MODE: 106-Tones, RU Index 53

BANDEDGE (CHANNEL 114)

HORIZONTAL RESULT

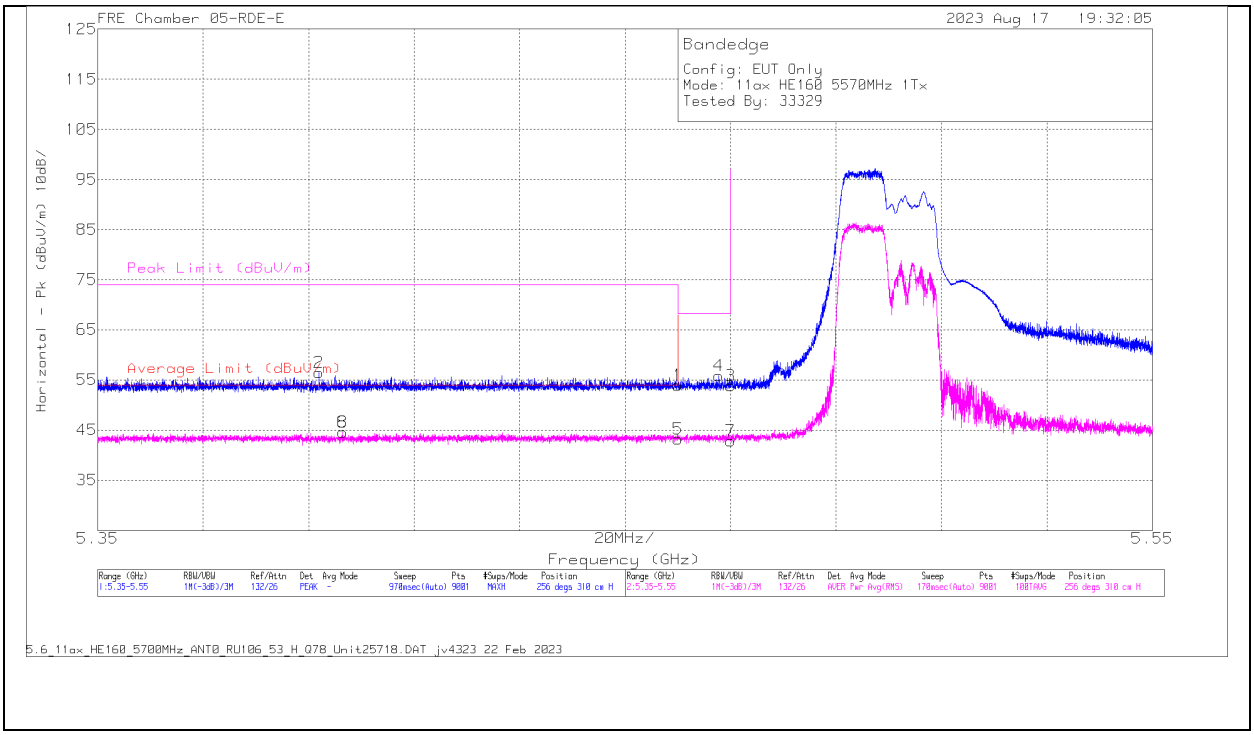

Marker	Frequency (GHz)	Meter Reading (dBuV)	Det	AF 84796 (dB/m)	DCCF (dB)	Gain/Loss (dB)	Corrected Reading (dBuV/m)	Average Limit (dBuV/m)	Margin (dB)	Peak Limit (dBuV/m)	PK Margin (dB)	Azimuth (Degs)	Height (cm)	Polarity
2	5.391911	60.28	Pk	34.4	0	-38.15	56.53	-	-	74	-17.47	256	310	H
6	5.3964	47.63	RMS	34.5	0.56	-38.06	44.63	54	-9.37	-	-	256	310	H
8	5.3964	47.63	RMS	34.5	0.56	-38.06	44.63	54	-9.37	-	-	256	310	H
1	5.46	57.42	Pk	34.5	0	-37.94	53.98	-	-	68.2	-14.22	256	310	H
5	5.46	46.2	RMS	34.5	0.56	-37.94	43.32	54	-10.68	-	-	256	310	H
4	5.467777	59.2	Pk	34.5	0	-37.89	55.81	-	-	68.2	-12.39	256	310	H
3	5.47	57.07	Pk	34.5	0	-37.77	53.8	-	-	68.2	-14.4	256	310	H
7	5.47	45.65	RMS	34.5	0.56	-37.77	42.94	-	-	-	-	256	310	H

Pk - Peak detector
RMS - RMS detection

UL VERIFICATION SERVICES
47173 Benicia Street, Fremont, CA 94538; USA TEL:(510) 319-4000 FAX:(510) 661-0888
This report shall not be reproduced except in full, without the written approval of UL VERIFICATION SERVICES

VERTICAL RESULT

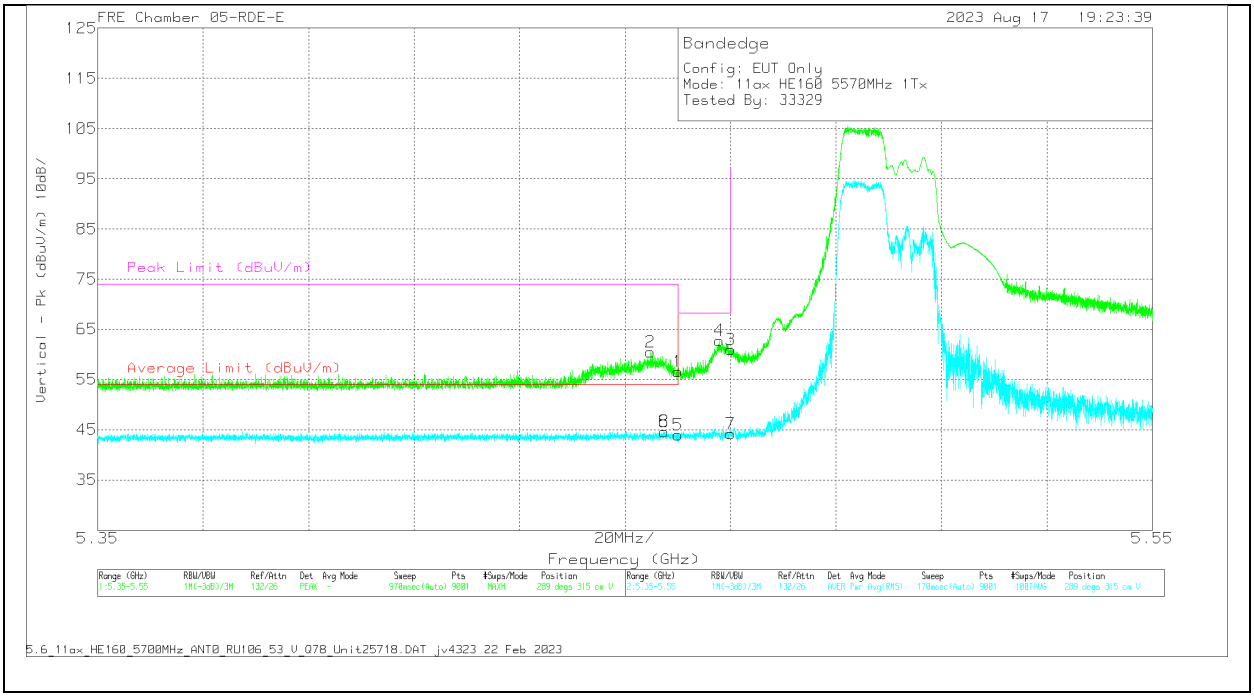

Marker	Frequency (GHz)	Meter Reading (dBuV)	Det	AF 84796 (dB/m)	DCCF (dB)	Gain/Loss (dB)	Corrected Reading (dBuV/m)	Average Limit (dBuV/m)	Margin (dB)	Peak Limit (dBuV/m)	PK Margin (dB)	Azimuth (Degs)	Height (cm)	Polarity
2	5.454799	63.86	Pk	34.5	0	-37.9	60.46	-	-	74	-13.54	289	315	V
6	5.457443	47.55	RMS	34.5	.56	-37.89	44.72	54	-9.28	-	-	289	315	V
8	5.457443	47.55	RMS	34.5	.56	-37.89	44.72	54	-9.28	-	-	289	315	V
1	5.46	60.07	Pk	34.5	0	-37.94	56.63	-	-	68.2	-11.57	289	315	V
5	5.46	46.87	RMS	34.5	.56	-37.94	43.99	54	-10.01	-	-	289	315	V
4	5.467821	66.19	Pk	34.5	0	-37.9	62.79	-	-	68.2	-5.41	289	315	V
3	5.47	64.2	Pk	34.5	0	-37.77	60.93	-	-	68.2	-7.27	289	315	V
7	5.47	46.97	RMS	34.5	.56	-37.77	44.26	-	-	-	-	289	315	V

Pk - Peak detector
RMS - RMS detection

UL VERIFICATION SERVICES
47173 Benicia Street, Fremont, CA 94538; USA TEL:(510) 319-4000 FAX:(510) 661-0888
This report shall not be reproduced except in full, without the written approval of UL VERIFICATION SERVICES

1TX Antenna 6 MODE: SU, Single User

BANDEDGE (CHANNEL 114)

HORIZONTAL RESULT

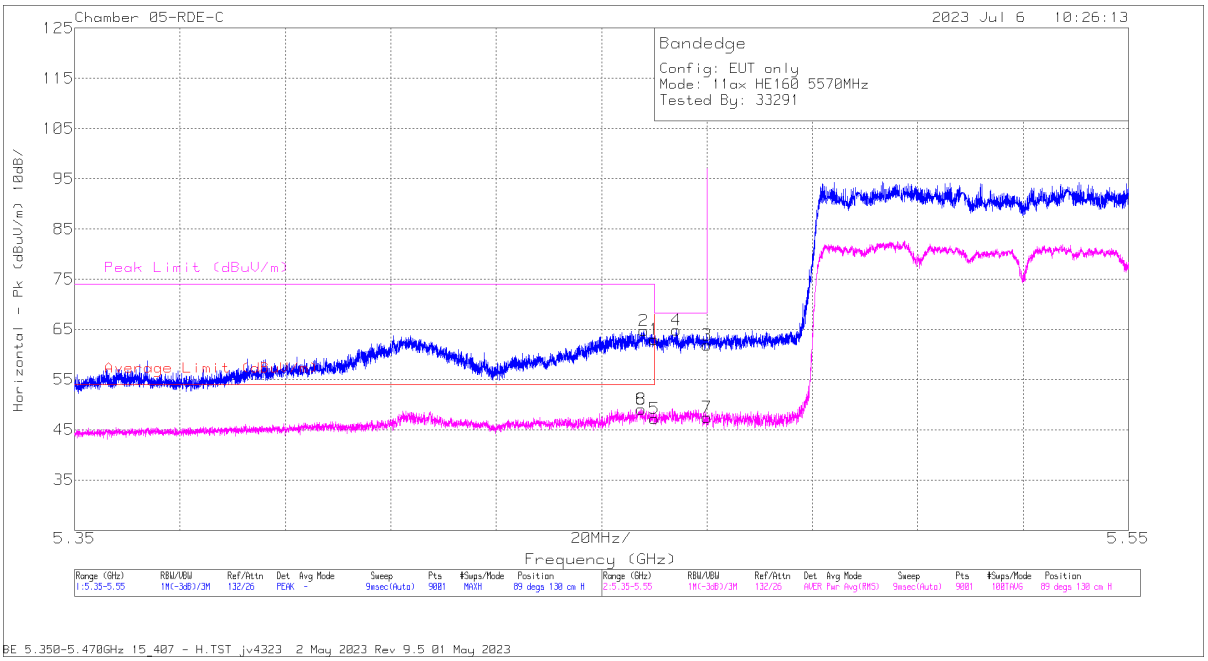

Marker	Frequency (GHz)	Meter Reading (dBuV)	Det	81887 ACF (dB) 3mH	DCCF (dB)	Gain/Loss (dB)	Corrected Reading (dBuV/m)	Average Limit (dBuV/m)	Margin (dB)	Peak Limit (dBuV/m)	PK Margin (dB)	Azimuth (Degs)	Height (cm)	Polarity
6	5.457488	52.09	RMS	34.5	0.49	-38.64	48.44	54	-5.56	-	-	89	130	H
8	5.457488	52.09	RMS	34.5	0.49	-38.64	48.44	54	-5.56	-	-	89	130	H
2	5.458066	68.86	Pk	34.5	0	-38.68	64.68	-	-	74	-9.32	89	130	H
1	5.46	67.2	Pk	34.5	0	-38.71	62.99	-	-	68.2	-5.21	89	130	H
5	5.46	50.28	RMS	34.5	0.49	-38.71	46.56	54	-7.44	-	-	89	130	H
4	5.464221	69.09	Pk	34.5	0	-38.7	64.89	-	-	68.2	-3.31	89	130	H
3	5.47	65.96	Pk	34.5	0	-38.56	61.9	-	-	68.2	-6.3	89	130	H
7	5.47	50.41	RMS	34.5	0.49	-38.56	46.84	-	-	-	-	89	130	H

Pk - Peak detector
RMS - RMS detection

UL VERIFICATION SERVICES
47173 Benicia Street, Fremont, CA 94538; USA TEL:(510) 319-4000 FAX:(510) 661-0888
This report shall not be reproduced except in full, without the written approval of UL VERIFICATION SERVICES

VERTICAL RESULT

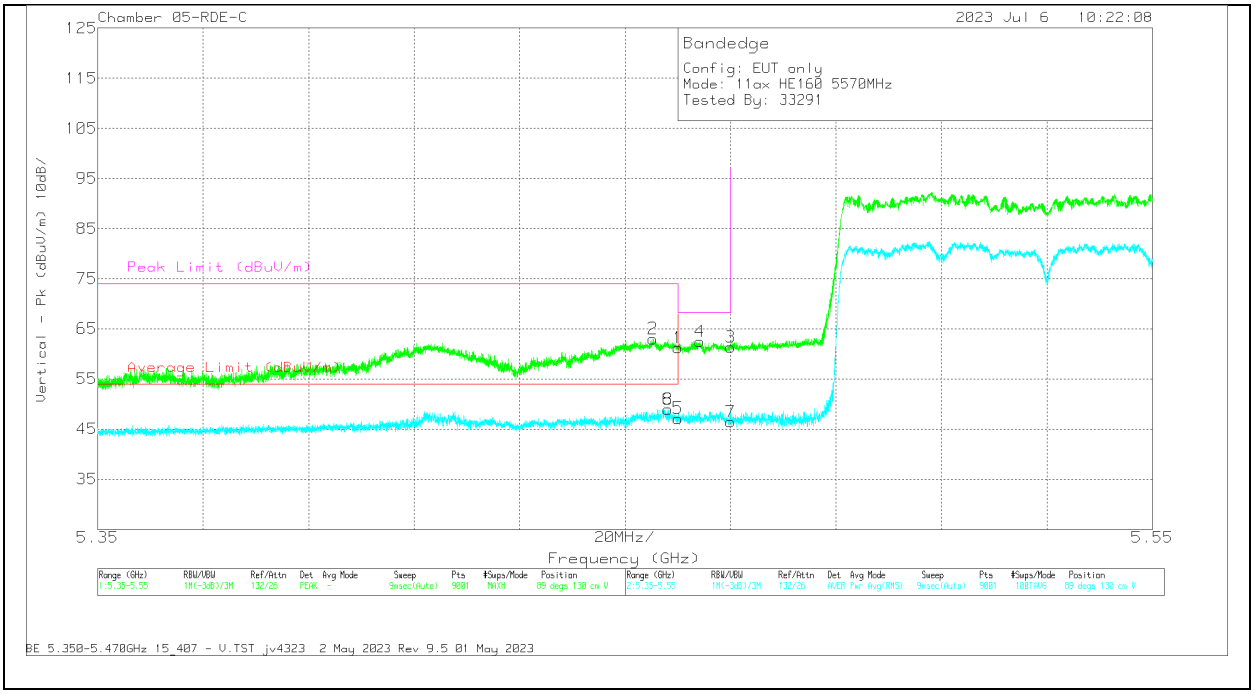

Marker	Frequency (GHz)	Meter Reading (dBuV)	Det	81887 ACF (dB) 3mH	DCCF (dB)	Gain/Loss (dB)	Corrected Reading (dBuV/m)	Average Limit (dBuV/m)	Margin (dB)	Peak Limit (dBuV/m)	PK Margin (dB)	Azimuth (Degs)	Height (cm)	Polarity
2	5.455243	67.15	Pk	34.5	0	-38.61	63.04	-	-	74	-10.96	89	130	V
6	5.458132	52.05	RMS	34.5	0.49	-38.69	48.35	54	-5.65	-	-	89	130	V
8	5.458132	52.05	RMS	34.5	0.49	-38.69	48.35	54	-5.65	-	-	89	130	V
1	5.46	65.39	Pk	34.5	0	-38.71	61.18	-	-	68.2	-7.02	89	130	V
5	5.46	50.21	RMS	34.5	0.49	-38.71	46.49	54	-7.51	-	-	89	130	V
4	5.464154	66.69	Pk	34.5	0	-38.69	62.5	-	-	68.2	-5.7	89	130	V
3	5.47	65.38	Pk	34.5	0	-38.56	61.32	-	-	68.2	-6.88	89	130	V
7	5.47	49.42	RMS	34.5	0.49	-38.56	45.85	-	-	-	-	89	130	V

Pk - Peak detector
RMS - RMS detection

UL VERIFICATION SERVICES
47173 Benicia Street, Fremont, CA 94538; USA TEL:(510) 319-4000 FAX:(510) 661-0888
This report shall not be reproduced except in full, without the written approval of UL VERIFICATION SERVICES

1TX Antenna 5 MODE: 106-Tones, RU Index 53

BANDEDGE (CHANNEL 114)

HORIZONTAL RESULT

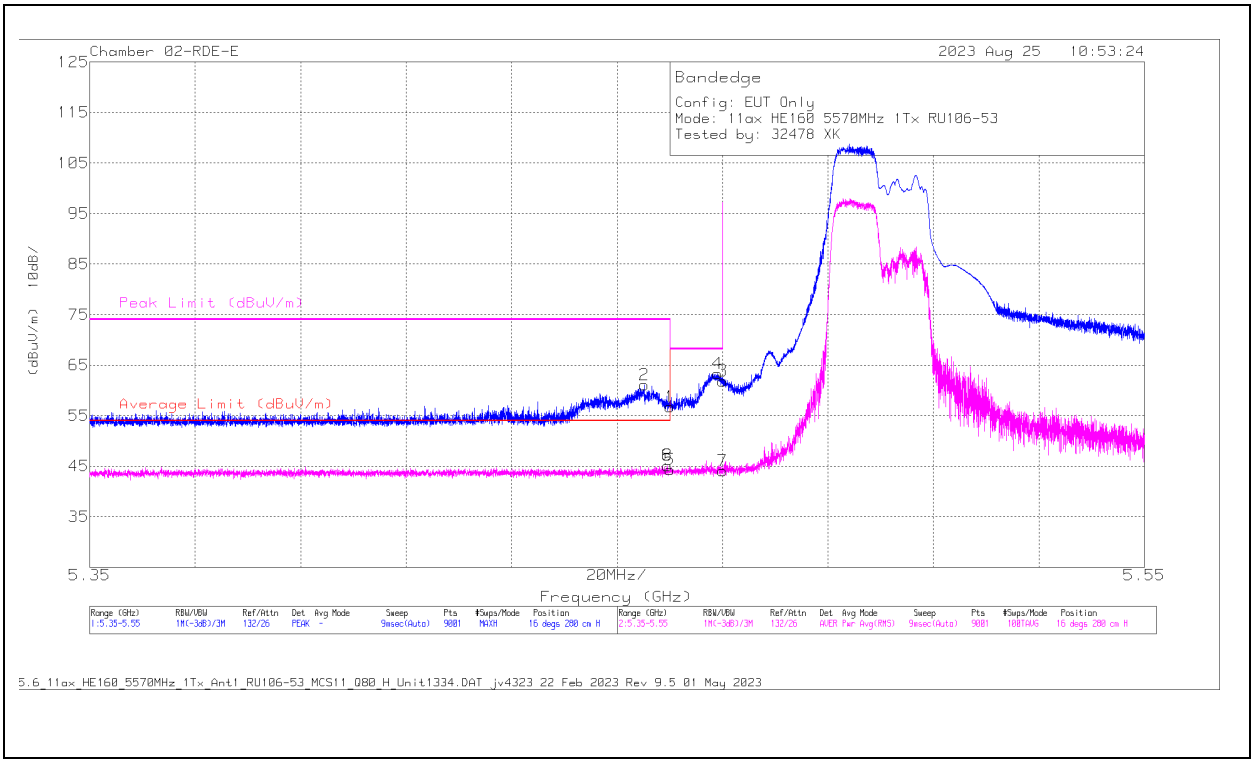

Marker	Frequency (GHz)	Meter Reading (dBuV)	Det	206807 ACF (dB/m)	DCCF (dB)	Gain/Loss (dB)	Corrected Reading (dBuV/m)	Average Limit (dBuV/m)	Margin (dB)	Peak Limit (dBuV/m)	PK Margin (dB)	Azimuth (Degs)	Height (cm)	Polarity
1	* 5.46	59.8	Pk	34.4	0	-37.47	56.73	-	-	68.2	-11.47	16	280	H
2	* 5.45511	64.22	Pk	34.4	0	-37.51	61.11	-	-	74	-12.89	16	280	H
5	* 5.46	46.87	RMS	34.4	.56	-37.47	44.36	54	-9.64	-	-	16	280	H
6	* 5.45951	47.65	RMS	34.4	.56	-37.47	45.14	54	-8.86	-	-	16	280	H
8	* 5.45951	47.65	RMS	34.4	.56	-37.47	45.14	54	-8.86	-	-	16	280	H
4	5.469065	66.4	Pk	34.4	0	-37.45	63.35	-	-	68.2	-4.85	16	280	H
3	5.47	64.96	Pk	34.4	0	-37.46	61.9	-	-	68.2	-6.3	16	280	H
7	5.47	46.53	RMS	34.4	.56	-37.46	44.03	-	-	-	-	16	280	H

* - indicates frequency in CFR47 Pt 15 / IC RSS-Restricted Band
Pk - Peak detector
RMS - RMS detection

UL VERIFICATION SERVICES
47173 Benicia Street, Fremont, CA 94538; USA TEL:(510) 319-4000 FAX:(510) 661-0888
This report shall not be reproduced except in full, without the written approval of UL VERIFICATION SERVICES

VERTICAL RESULT

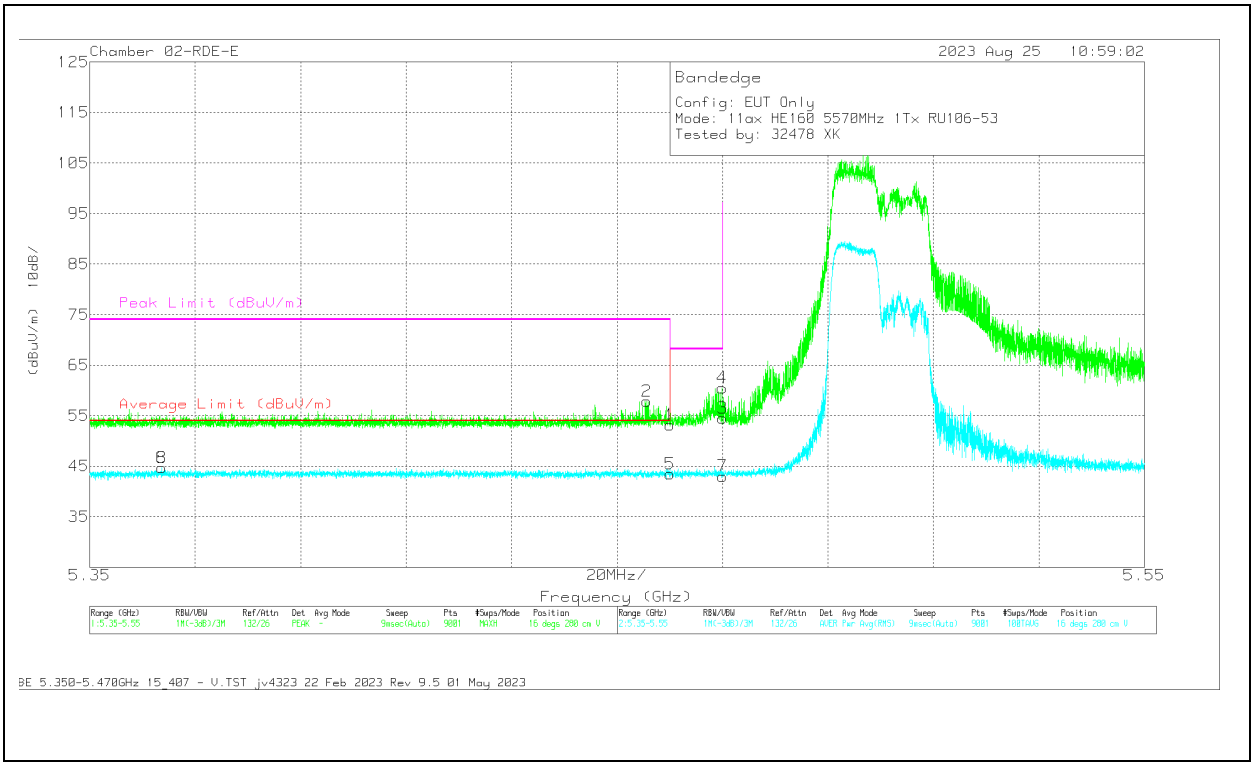

Marker	Frequency (GHz)	Meter Reading (dBuV)	Det	206807 ACF (dB/m)	DCCF (dB)	Gain/Loss (dB)	Corrected Reading (dBuV/m)	Average Limit (dBuV/m)	Margin (dB)	Peak Limit (dBuV/m)	PK Margin (dB)	Azimuth (Degs)	Height (cm)	Polarity
1	* 5.46	56.28	Pk	34.4	0	-37.47	53.21	-	-	68.2	-14.99	16	280	V
2	* 5.455688	60.98	Pk	34.4	0	-37.5	57.88	-	-	74	-16.12	16	280	V
5	* 5.46	45.96	RMS	34.4	.56	-37.47	43.45	54	-10.55	-	-	16	280	V
6	* 5.363644	47.22	RMS	34.5	.56	-37.62	44.66	54	-9.34	-	-	16	280	V
8	* 5.363644	47.22	RMS	34.5	.56	-37.62	44.66	54	-9.34	-	-	16	280	V
4	5.469954	63.59	Pk	34.4	0	-37.46	60.53	-	-	68.2	-7.67	16	280	V
3	5.47	57.58	Pk	34.4	0	-37.46	54.52	-	-	68.2	-13.68	16	280	V
7	5.47	45.53	RMS	34.4	.56	-37.46	43.03	-	-	-	-	16	280	V

* - indicates frequency in CFR47 Pt 15 / IC RSS-Restricted Band
Pk - Peak detector
RMS - RMS detection

UL VERIFICATION SERVICES
47173 Benicia Street, Fremont, CA 94538; USA TEL:(510) 319-4000 FAX:(510) 661-0888
This report shall not be reproduced except in full, without the written approval of UL VERIFICATION SERVICES

1TX Antenna 5 MODE: SU, Single User

BANDEDGE (CHANNEL 114)

HORIZONTAL RESULT

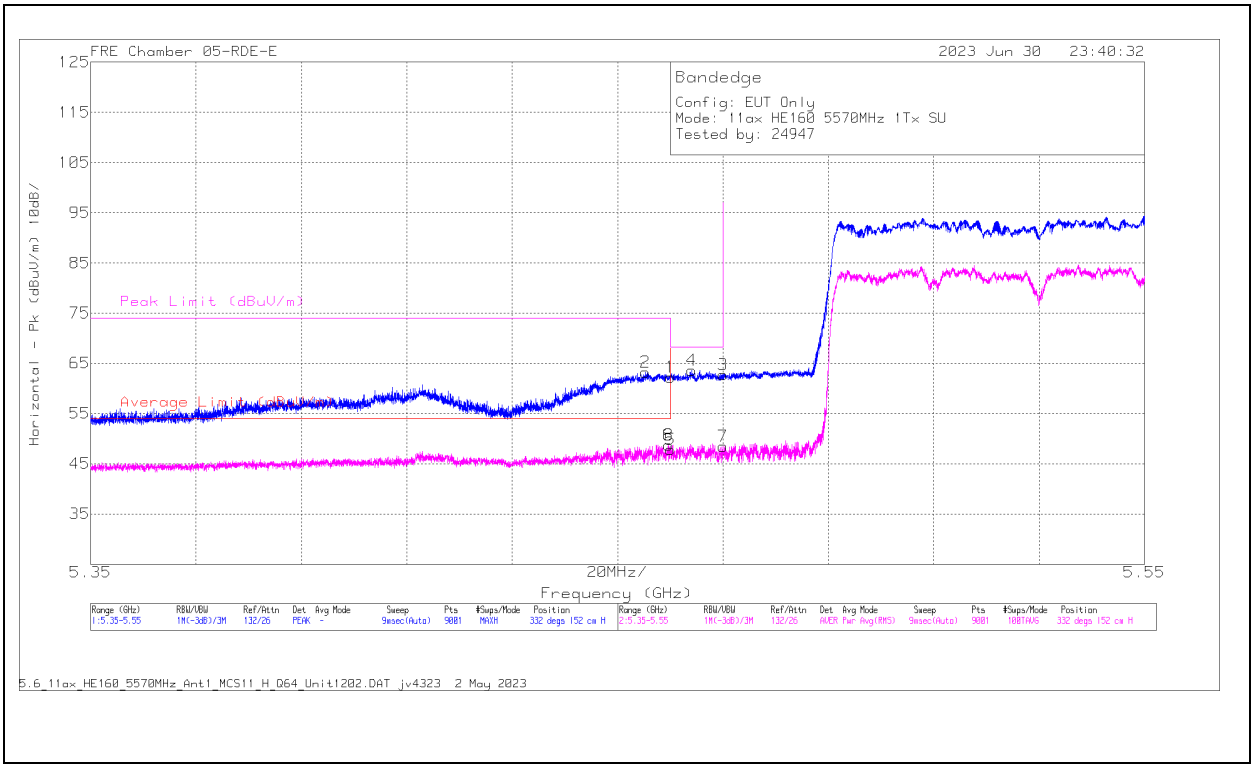

Marker	Frequency (GHz)	Meter Reading (dBuV)	Det	226671 ACF (dB) 3mH	DCCF (dB)	Gain/Loss (dB)	Corrected Reading (dBuV/m)	Average Limit (dBuV/m)	Margin (dB)	Peak Limit (dBuV/m)	PK Margin (dB)	Azimuth (Degs)	Height (cm)	Polarity
2	5.455288	66.85	Pk	34.7	0	-38.36	63.19	-	-	74	-10.81	332	152	H
6	5.459666	51.1	RMS	34.8	0.49	-38.29	48.10	54	-5.90	-	-	332	152	H
8	5.459666	51.1	RMS	34.8	0.49	-38.29	48.10	54	-5.90	-	-	332	152	H
1	5.46	65.74	Pk	34.8	0	-38.29	62.25	-	-	68.2	-5.95	332	152	H
5	5.46	50.17	RMS	34.8	0.49	-38.29	47.17	54	-6.83	-	-	332	152	H
4	5.464043	67.12	Pk	34.8	0	-38.29	63.63	-	-	68.2	-4.57	332	152	H
3	5.47	66.28	Pk	34.8	0	-38.39	62.69	-	-	68.2	-5.51	332	152	H
7	5.47	50.91	RMS	34.8	0.49	-38.39	48.81	-	-	-	-	332	152	H

Pk - Peak detector
RMS - RMS detection

UL VERIFICATION SERVICES
47173 Benicia Street, Fremont, CA 94538; USA TEL:(510) 319-4000 FAX:(510) 661-0888
This report shall not be reproduced except in full, without the written approval of UL VERIFICATION SERVICES

VERTICAL RESULT

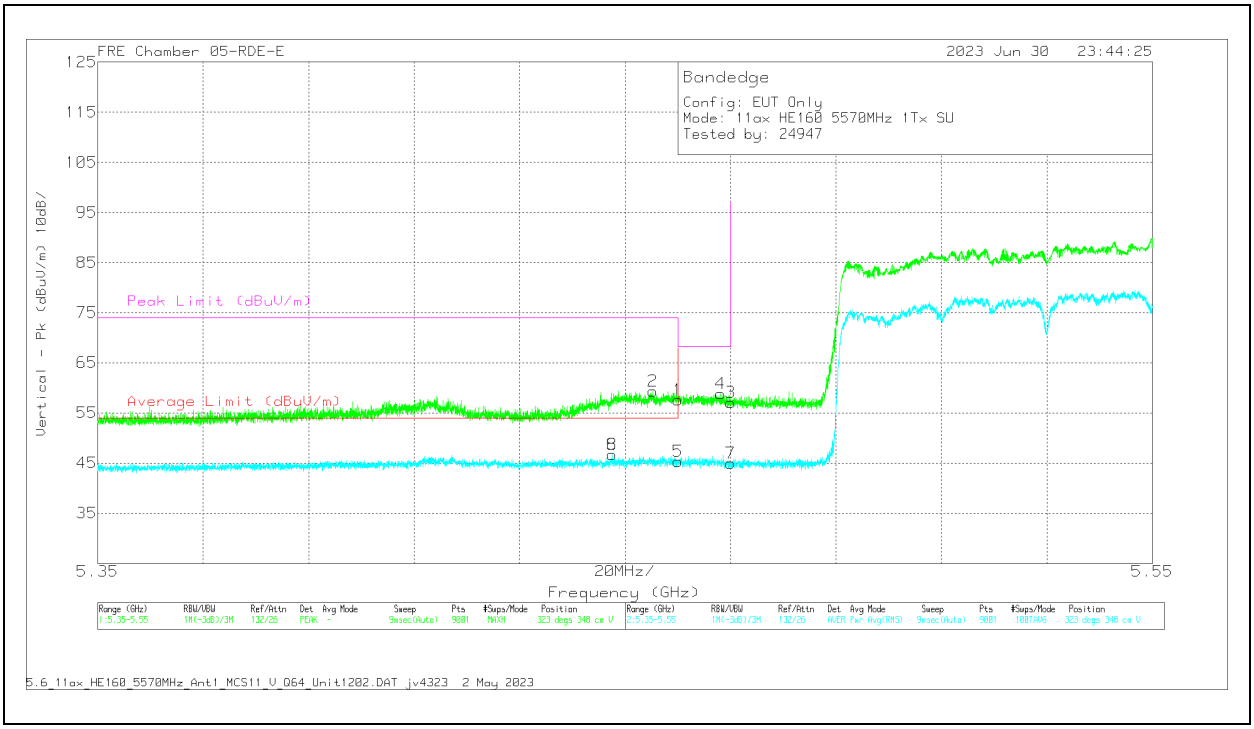

Marker	Frequency (GHz)	Meter Reading (dBuV)	Det	226671 ACF (dB) 3mH	DCCF (dB)	Gain/Loss (dB)	Corrected Reading (dBuV/m)	Average Limit (dBuV/m)	Margin (dB)	Peak Limit (dBuV/m)	PK Margin (dB)	Azimuth (Degs)	Height (cm)	Polarity
6	5.447555	49.18	RMS	34.8	0.49	-38.35	46.12	54	-7.88	-	-	323	348	V
8	5.447555	49.18	RMS	34.8	0.49	-38.35	46.12	54	-7.88	-	-	323	348	V
2	5.455288	62.98	Pk	34.7	0	-38.36	59.32	-	-	74	-14.68	323	348	V
1	5.46	61.09	Pk	34.8	0	-38.29	57.6	-	-	68.2	-10.6	323	348	V
5	5.46	47.72	RMS	34.8	0.49	-38.29	44.72	54	-9.28	-	-	323	348	V
4	5.468154	62.43	Pk	34.8	0	-38.39	58.84	-	-	68.2	-9.36	323	348	V
3	5.47	60.69	Pk	34.8	0	-38.39	57.1	-	-	68.2	-11.1	323	348	V
7	5.47	47.39	RMS	34.8	0.49	-38.39	44.29	-	-	-	-	323	348	V

Pk - Peak detector
RMS - RMS detection

UL VERIFICATION SERVICES
47173 Benicia Street, Fremont, CA 94538; USA TEL:(510) 319-4000 FAX:(510) 661-0888
This report shall not be reproduced except in full, without the written approval of UL VERIFICATION SERVICES

2TX Antenna 6 + Antenna 5 OFDMA MODE: 106-Tones, RU Index 53

BANDEDGE (CHANNEL 114)

HORIZONTAL RESULT

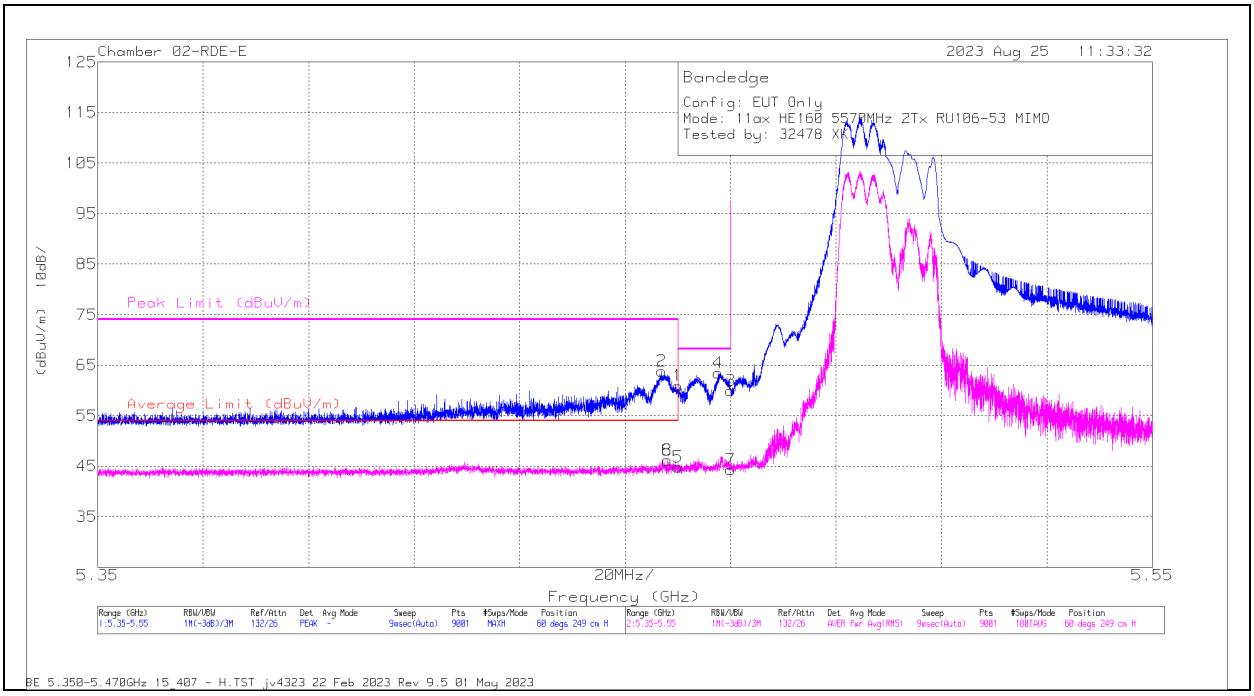

Marker	Frequency (GHz)	Meter Reading (dBuV)	Det	206807 ACF (dB/m)	DCCF (dB)	Gain/Loss (dB)	Corrected Reading (dBuV/m)	Average Limit (dBuV/m)	Margin (dB)	Peak Limit (dBuV/m)	PK Margin (dB)	Azimuth (Degs)	Height (cm)	Polarity
1	* 5.46	63.98	Pk	34.4	0	-37.47	60.91	-	-	68.2	-7.29	60	249	H
2	* 5.456977	66.91	Pk	34.4	0	-37.48	63.83	-	-	74	-10.17	60	249	H
5	* 5.46	47.34	RMS	34.4	.56	-37.47	44.83	54	-9.17	-	-	60	249	H
6	* 5.458021	48.71	RMS	34.4	.56	-37.47	46.2	54	-7.8	-	-	60	249	H
8	* 5.458021	48.71	RMS	34.4	.56	-37.47	46.2	54	-7.8	-	-	60	249	H
4	5.467665	66.46	Pk	34.4	0	-37.43	63.43	-	-	68.2	-4.77	60	249	H
3	5.47	63.09	Pk	34.4	0	-37.46	60.03	-	-	68.2	-8.17	60	249	H
7	5.47	46.85	RMS	34.4	.56	-37.46	44.35	-	-	-	-	60	249	H

* - indicates frequency in CFR47 Pt 15 / IC RSS-Restricted Band
Pk - Peak detector
RMS - RMS detection

UL VERIFICATION SERVICES
47173 Benicia Street, Fremont, CA 94538; USA TEL:(510) 319-4000 FAX:(510) 661-0888
This report shall not be reproduced except in full, without the written approval of UL VERIFICATION SERVICES

VERTICAL RESULT

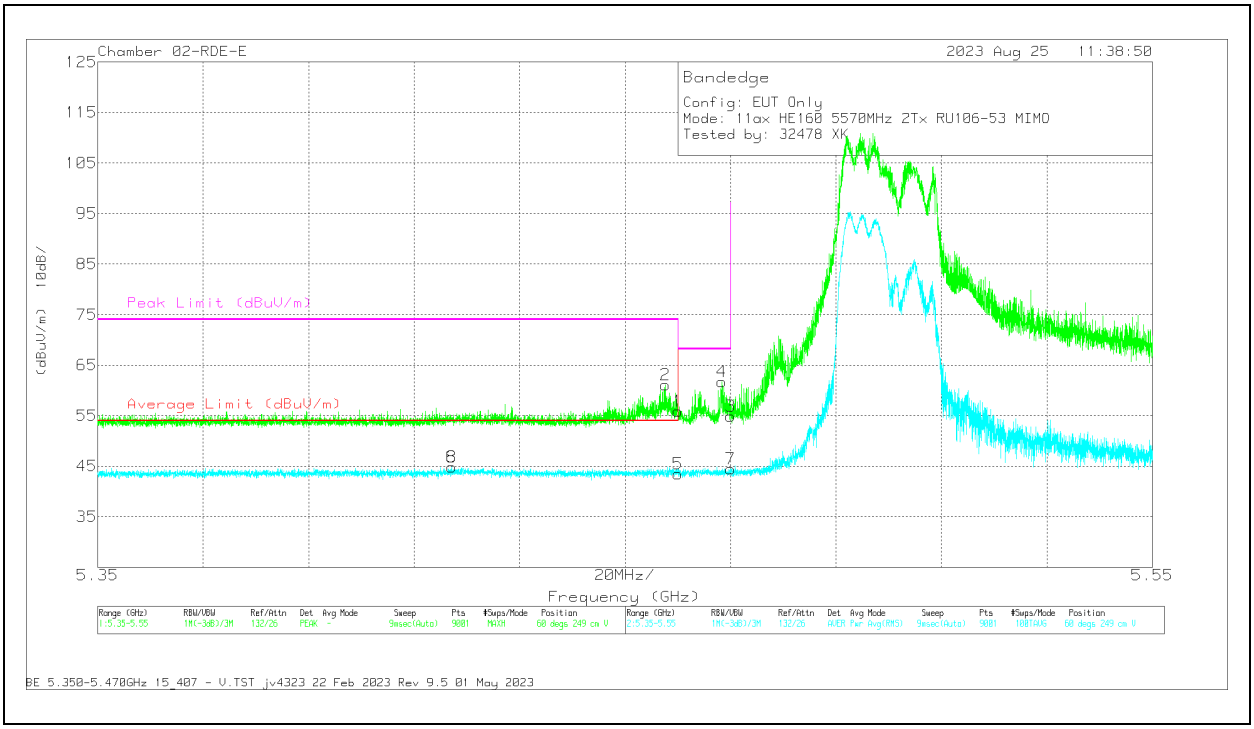

Marker	Frequency (GHz)	Meter Reading (dBuV)	Det	206807 ACF (dB/m)	DCCF (dB)	Gain/Loss (dB)	Corrected Reading (dBuV/m)	Average Limit (dBuV/m)	Margin (dB)	Peak Limit (dBuV/m)	PK Margin (dB)	Azimuth (Degs)	Height (cm)	Polarity
1	* 5.46	58.97	Pk	34.4	0	-37.47	55.9	-	-	68.2	-12.3	60	249	V
2	* 5.457688	64.13	Pk	34.4	0	-37.47	61.06	-	-	74	-12.94	60	249	V
5	* 5.46	45.92	RMS	34.4	.56	-37.47	43.41	54	-10.59	-	-	60	249	V
6	* 5.417177	47.31	RMS	34.5	.56	-37.54	44.83	54	-9.17	-	-	60	249	V
8	* 5.417177	47.31	RMS	34.5	.56	-37.54	44.83	54	-9.17	-	-	60	249	V
4	5.468354	64.7	Pk	34.4	0	-37.44	61.66	-	-	68.2	-6.54	60	249	V
3	5.47	57.91	Pk	34.4	0	-37.46	54.85	-	-	68.2	-13.35	60	249	V
7	5.47	46.94	RMS	34.4	.56	-37.46	44.44	-	-	-	-	60	249	V

* - indicates frequency in CFR47 Pt 15 / IC RSS-Restricted Band
Pk - Peak detector
RMS - RMS detection

UL VERIFICATION SERVICES
47173 Benicia Street, Fremont, CA 94538; USA TEL:(510) 319-4000 FAX:(510) 661-0888
This report shall not be reproduced except in full, without the written approval of UL VERIFICATION SERVICES

1.1.54 5.6GHz, 11ax HE160 RU106 2TX HARMONICS AND SPURIOUS EMISSIONS

LOW CHANNEL RESULTS

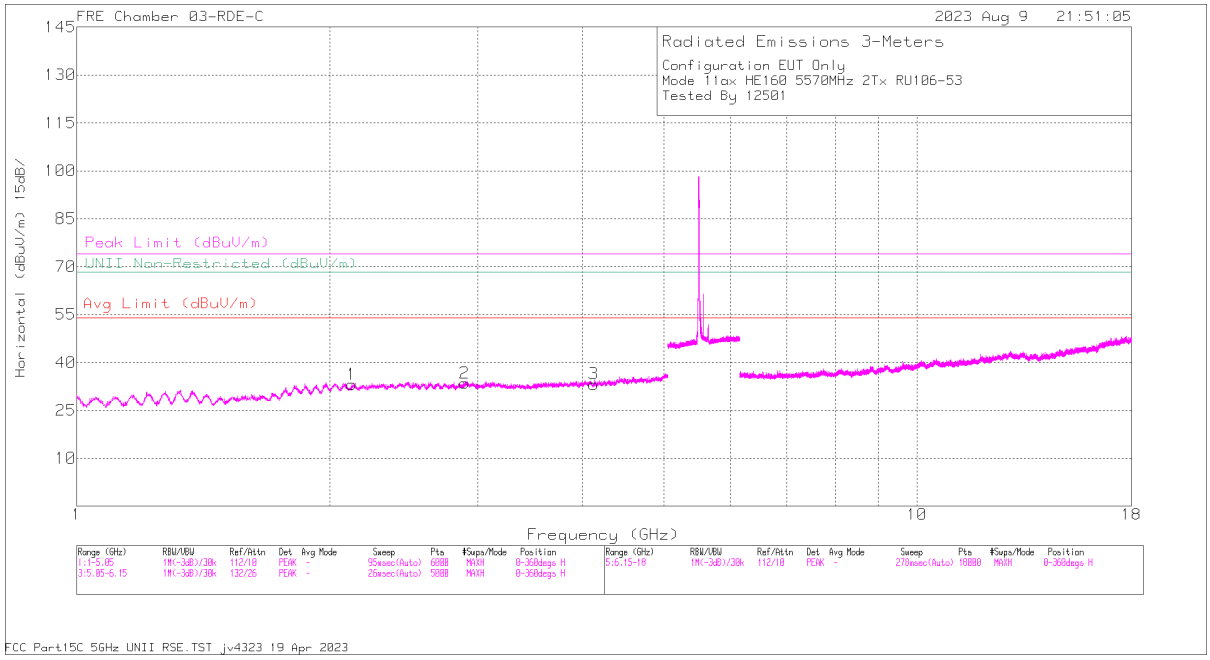

HORIZONTAL

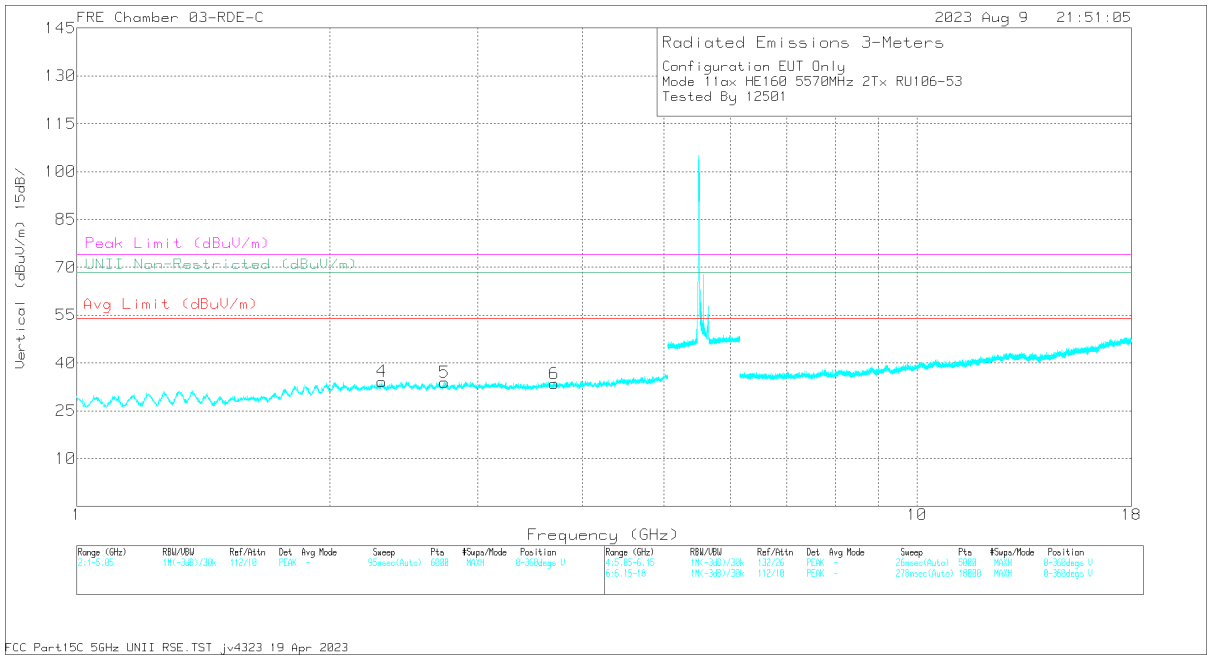

VERTICAL

UL VERIFICATION SERVICES
47173 Benicia Street, Fremont, CA 94538; USA TEL:(510) 319-4000 FAX:(510) 661-0888
This report shall not be reproduced except in full, without the written approval of UL VERIFICATION SERVICES

RADIATED EMISSIONS

Markers	Frequency (GHz)	Meter Reading (dBuV)	Det	226672 ACF (dB) 3mH	DCCF (dB)	Gain/Loss (dB)	Corrected Reading (dBuV/m)	Avg Limit (dBuV/m)	Margin (dB)	Peak Limit (dBuV/m)	PK Margin (dB)	UNII Non-Restricted (dBuV/m)	PK Margin (dB)	Azimuth (Degs)	Height (cm)	Polarity
2	* 2.897435	58.39	PK-U	32.6	0	-47.6	43.39	-	-	74	-30.61	-	-	0	200	H
	* 2.898223	46.92	ADR	32.6	0	-47.58	31.94	54	-22.06	-	-	-	-	0	200	H
3	* 4.128188	56.99	PK-U	33.3	0	-46.4	43.89	-	-	74	-30.11	-	-	0	101	H
	* 4.126015	45.45	ADR	33.3	0	-46.5	32.25	54	-21.75	-	-	-	-	0	101	H
5	* 2.740048	58.85	PK-U	32.3	0	-48	43.15	-	-	74	-30.85	-	-	0	200	V
	* 2.741001	47.37	ADR	32.3	0	-47.9	31.77	54	-22.23	-	-	-	-	0	200	V
6	* 3.700735	56.65	PK-U	33.2	0	-46.07	43.78	-	-	74	-30.22	-	-	0	101	V
	* 3.700823	44.69	ADR	33.2	0	-46.08	31.81	54	-22.19	-	-	-	-	0	101	V
1	2.128443	59.95	PK-U	31.6	0	-48.3	43.25	-	-	-	-	68.2	-24.95	0	101	H
4	2.309296	60	PK-U	31.8	0	-48.46	43.34	-	-	-	-	68.2	-24.86	0	101	V

* - indicates frequency in CFR47 Pt 15 / IC RSS-Restricted Band
PK-U - U-NII: Maximum Peak
ADR - U-NII AD primary method, RMS average

UL VERIFICATION SERVICES
47173 Benicia Street, Fremont, CA 94538; USA TEL:(510) 319-4000 FAX:(510) 661-0888
This report shall not be reproduced except in full, without the written approval of UL VERIFICATION SERVICES

2TX Antenna 6 + Antenna 5 OFDMA MODE: SU, Single User

BANDEDGE (CHANNEL 114)

HORIZONTAL RESULT

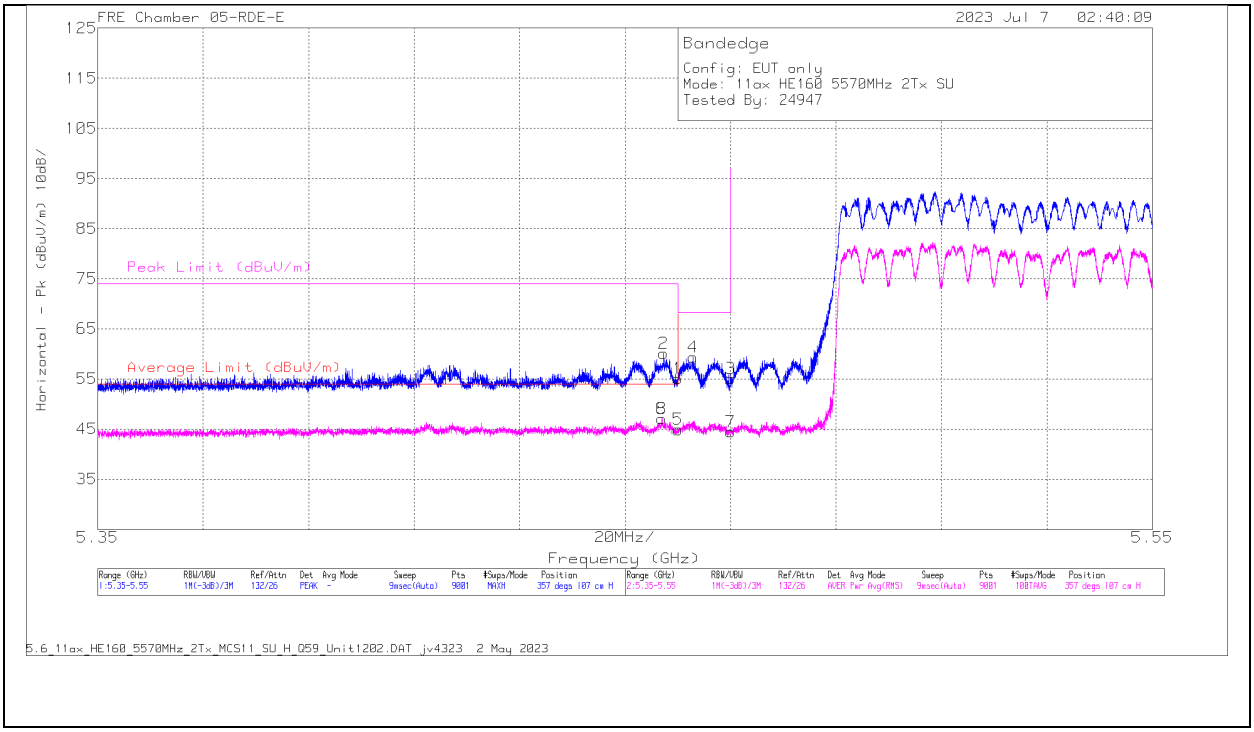

Marker	Frequency (GHz)	Meter Reading (dBuV)	Det	226671 ACF (dB) 3mH	DCCF (dB)	Gain/Loss (dB)	Corrected Reading (dBuV/m)	Average Limit (dBuV/m)	Margin (dB)	Peak Limit (dBuV/m)	PK Margin (dB)	Azimuth (Degs)	Height (cm)	Polarity
6	5.456932	49.56	RMS	34.7	0.49	-38.34	46.41	54	-7.59	-	-	357	107	H
8	5.456932	49.56	RMS	34.7	0.49	-38.34	46.41	54	-7.59	-	-	357	107	H
2	5.457354	63.63	Pk	34.8	0	-38.33	60.1	-	-	74	-13.9	357	107	H
1	5.46	58.64	Pk	34.8	0	-38.29	55.15	-	-	68.2	-13.05	357	107	H
5	5.46	47.25	RMS	34.8	0.49	-38.29	44.25	54	-9.75	-	-	357	107	H
4	5.46291	62.83	Pk	34.8	0	-38.28	59.35	-	-	68.2	-8.85	357	107	H
3	5.47	58.71	Pk	34.8	0	-38.39	55.12	-	-	68.2	-13.08	357	107	H
7	5.47	46.89	RMS	34.8	0.49	-38.39	43.79	-	-	-	-	357	107	H

Pk - Peak detector
RMS - RMS detection

UL VERIFICATION SERVICES
47173 Benicia Street, Fremont, CA 94538; USA TEL:(510) 319-4000 FAX:(510) 661-0888
This report shall not be reproduced except in full, without the written approval of UL VERIFICATION SERVICES

VERTICAL RESULT

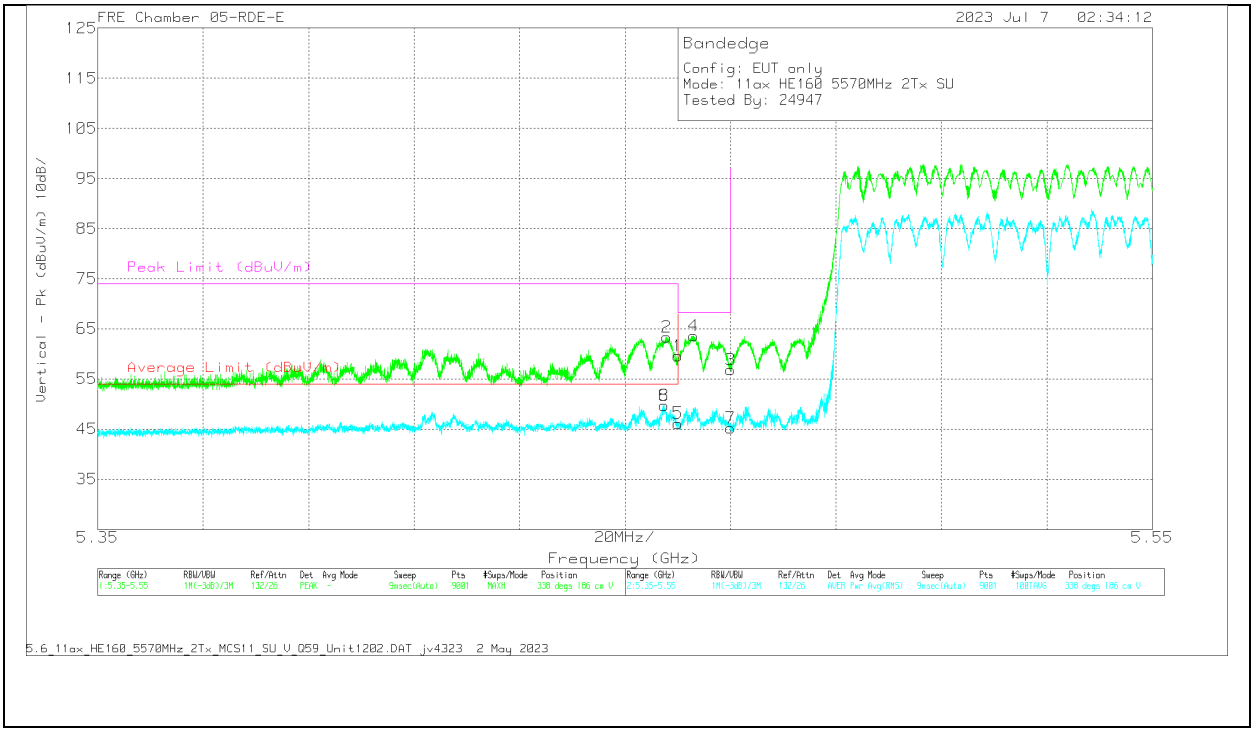

Marker	Frequency (GHz)	Meter Reading (dBuV)	Det	226671 ACF (dB) 3mH	DCCF (dB)	Gain/Loss (dB)	Corrected Reading (dBuV/m)	Average Limit (dBuV/m)	Margin (dB)	Peak Limit (dBuV/m)	PK Margin (dB)	Azimuth (Degs)	Height (cm)	Polarity
6	5.457421	52.12	RMS	34.8	0.49	-38.33	49.08	54	-4.92	-	-	338	186	V
8	5.457421	52.12	RMS	34.8	0.49	-38.33	49.08	54	-4.92	-	-	338	186	V
2	5.457843	66.84	Pk	34.8	0	-38.31	63.33	-	-	74	-10.67	338	186	V
1	5.46	63.1	Pk	34.8	0	-38.29	59.61	-	-	68.2	-8.59	338	186	V
5	5.46	48.49	RMS	34.8	0.49	-38.29	45.49	54	-8.51	-	-	338	186	V
4	5.462999	67.11	Pk	34.8	0	-38.28	63.63	-	-	68.2	-4.57	338	186	V
3	5.47	60.43	Pk	34.8	0	-38.39	56.84	-	-	68.2	-11.36	338	186	V
7	5.47	47.63	RMS	34.8	0.49	-38.39	44.53	-	-	-	-	338	186	V

Pk - Peak detector
RMS - RMS detection

UL VERIFICATION SERVICES
47173 Benicia Street, Fremont, CA 94538; USA TEL:(510) 319-4000 FAX:(510) 661-0888
This report shall not be reproduced except in full, without the written approval of UL VERIFICATION SERVICES

1.1.55 5.6GHz, 11ax HE160 SU 2TX HARMONICS AND SPURIOUS EMISSIONS

LOW CHANNEL RESULTS

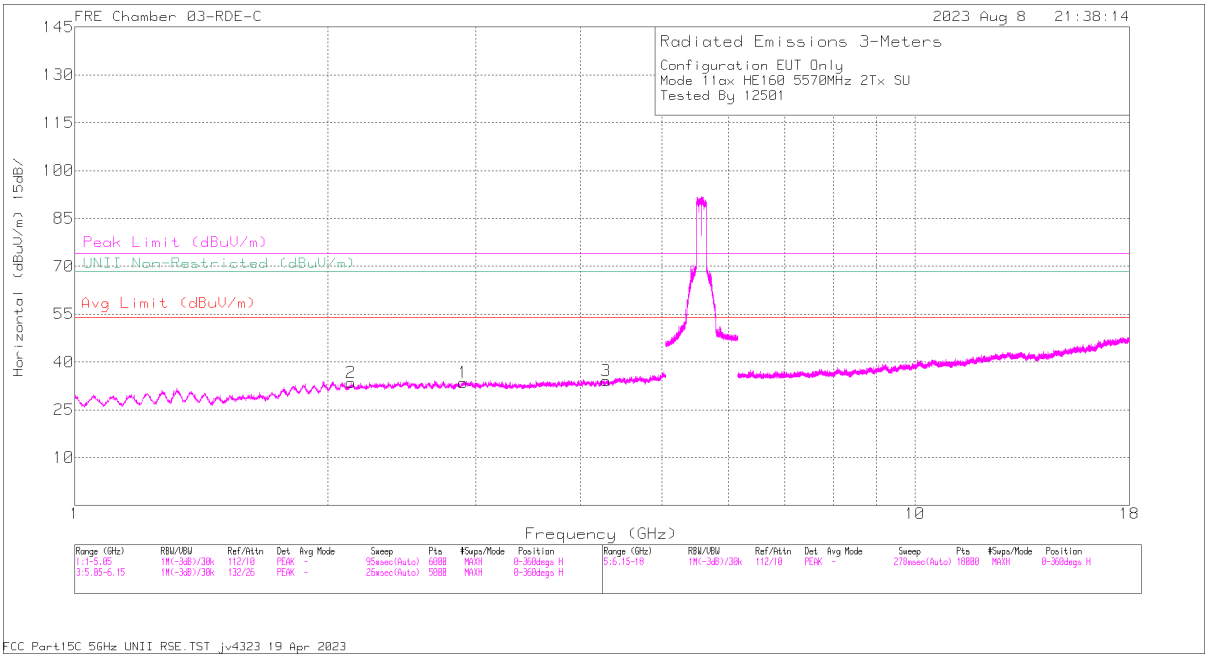

HORIZONTAL

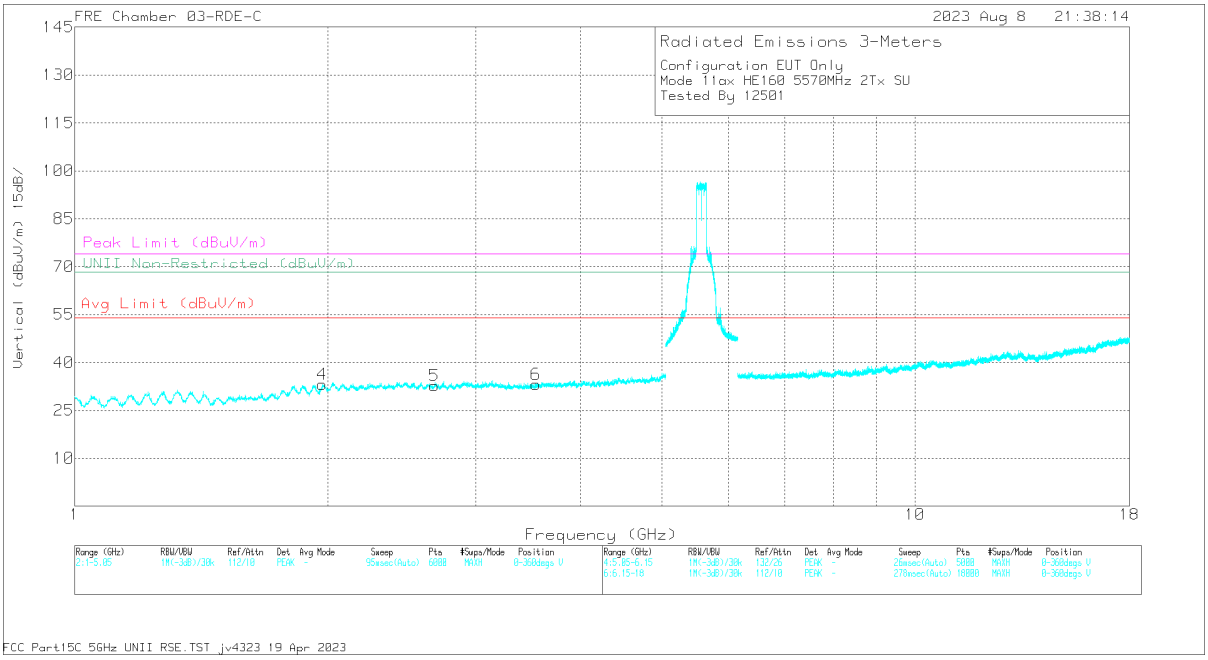

VERTICAL

UL VERIFICATION SERVICES
47173 Benicia Street, Fremont, CA 94538; USA TEL:(510) 319-4000 FAX:(510) 661-0888

This report shall not be reproduced except in full, without the written approval of UL VERIFICATION SERVICES

RADIATED EMISSIONS

Marker	Frequency (GHz)	Meter Reading (dBuV)	Det	226672 ACF (dB) 3mH	Gain/Loss (dB)	Corrected Reading (dBuV/m)	Avg Limit (dBuV/m)	Margin (dB)	Peak Limit (dBuV/m)	PK Margin (dB)	UNII Non-Restricted (dBuV/m)	PK Margin (dB)	Azimuth (Degs)	Height (cm)	Polarity
3	* 4.29224	58.05	PK-U	33.5	-47	44.55	-	-	74	-29.45	-	-	360	200	H
	* 4.292484	45.95	ADR	33.5	-47	32.48	54	-21.52	-	-	-	-	360	200	H
5	* 2.677884	59.59	PK-U	32.2	-48.2	43.59	-	-	74	-30.41	-	-	360	200	V
	* 2.675877	47.42	ADR	32.2	-48.19	31.43	54	-22.57	-	-	-	-	360	200	V
6	* 3.537016	57.04	PK-U	32.9	-46.2	43.74	-	-	74	-30.26	-	-	360	200	V
4	1.970512	60.24	PK-U	31.2	-48.2	43.24	-	-	-	-	68.2	-24.96	360	101	V
2	2.132184	59.51	PK-U	31.6	-48.3	42.81	-	-	-	-	68.2	-25.39	360	200	H
1	2.900636	59.21	PK-U	32.6	-47.5	44.31	-	-	-	-	68.2	-23.89	360	101	H

UL VERIFICATION SERVICES
47173 Benicia Street, Fremont, CA 94538; USA TEL:(510) 319-4000 FAX:(510) 661-0888
This report shall not be reproduced except in full, without the written approval of UL VERIFICATION SERVICES

1.1.56 TX ABOVE 1 GHz 802.11n HT20 MODE IN THE 5.8 GHz BAND

1TX Antenna 6

BANDEDGE (LOW CHANNEL)

HORIZONTAL RESULT

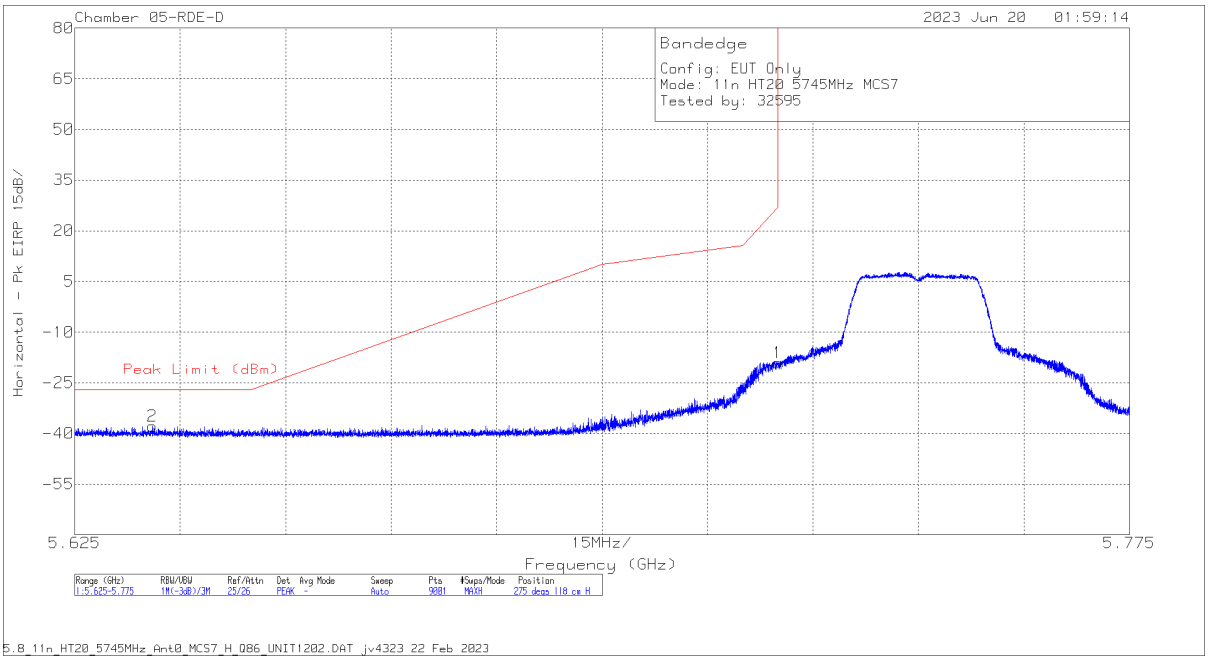

Marker	Frequency (GHz)	Meter Reading (dBm)	Det	80404_ACF(dB) - 3mH	Conversion Factor (dB)	DCCF (dB)	Gain/Loss (dB)	Corrected Reading EIRP	Peak Limit (dBm)	PK Margin (dB)	Azimuth (Degs)	Height (cm)	Polarity
2	5.636084	-50.02	Pk	34.8	11.8	0	-47.13	-50.55	-27	-23.55	275	118	H
1	5.725	-31.36	Pk	34.8	11.8	0	-47.01	-31.77	27	-58.77	275	118	H

Pk - Peak detector

UL VERIFICATION SERVICES
47173 Benicia Street, Fremont, CA 94538; USA TEL:(510) 319-4000 FAX:(510) 661-0888
This report shall not be reproduced except in full, without the written approval of UL VERIFICATION SERVICES

VERTICAL RESULT

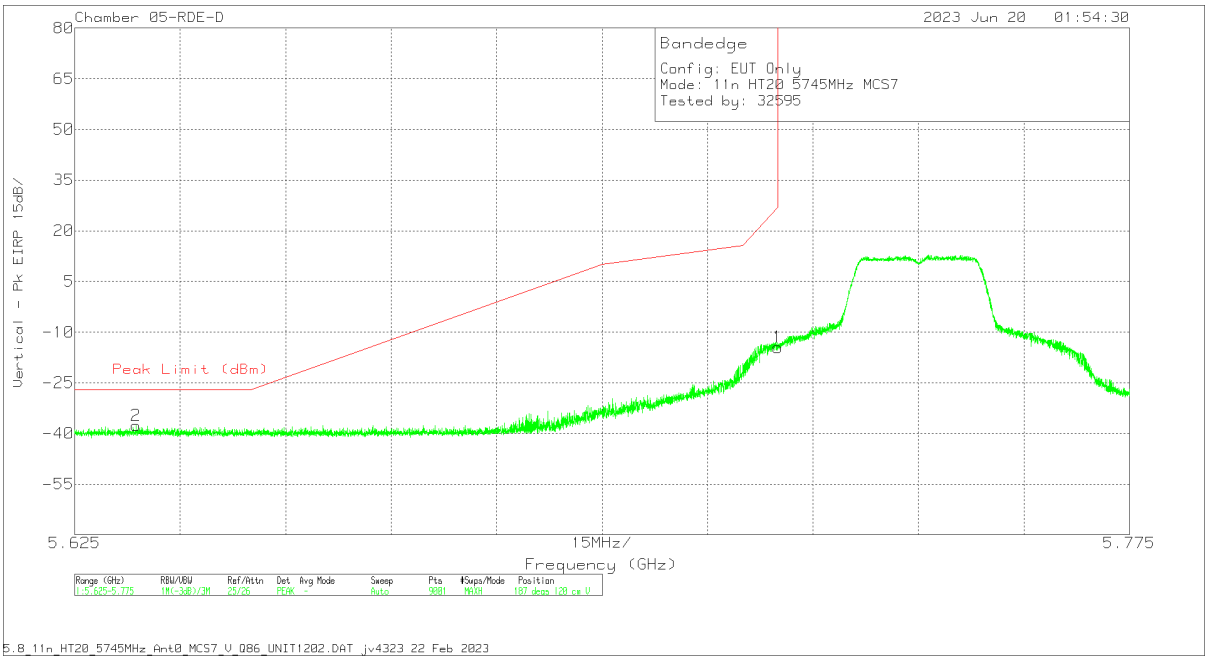

Marker	Frequency (GHz)	Meter Reading (dBm)	Det	80404_ACF(dB) - 3mH	Conversion Factor (dB)	DCCF (dB)	Gain/Loss (dB)	Corrected Reading EIRP	Peak Limit (dBm)	PK Margin (dB)	Azimuth (Degs)	Height (cm)	Polarity
2	5.6337	-49.75	Pk	34.8	11.8	0	-47.17	-50.32	-27	-23.32	187	120	V
1	5.725	-26.72	Pk	34.8	11.8	0	-47.01	-27.13	27	-54.13	187	120	V

Pk - Peak detector

UL VERIFICATION SERVICES
47173 Benicia Street, Fremont, CA 94538; USA TEL:(510) 319-4000 FAX:(510) 661-0888

This report shall not be reproduced except in full, without the written approval of UL VERIFICATION SERVICES

BANDEDGE (HIGH CHANNEL)

HORIZONTAL RESULT

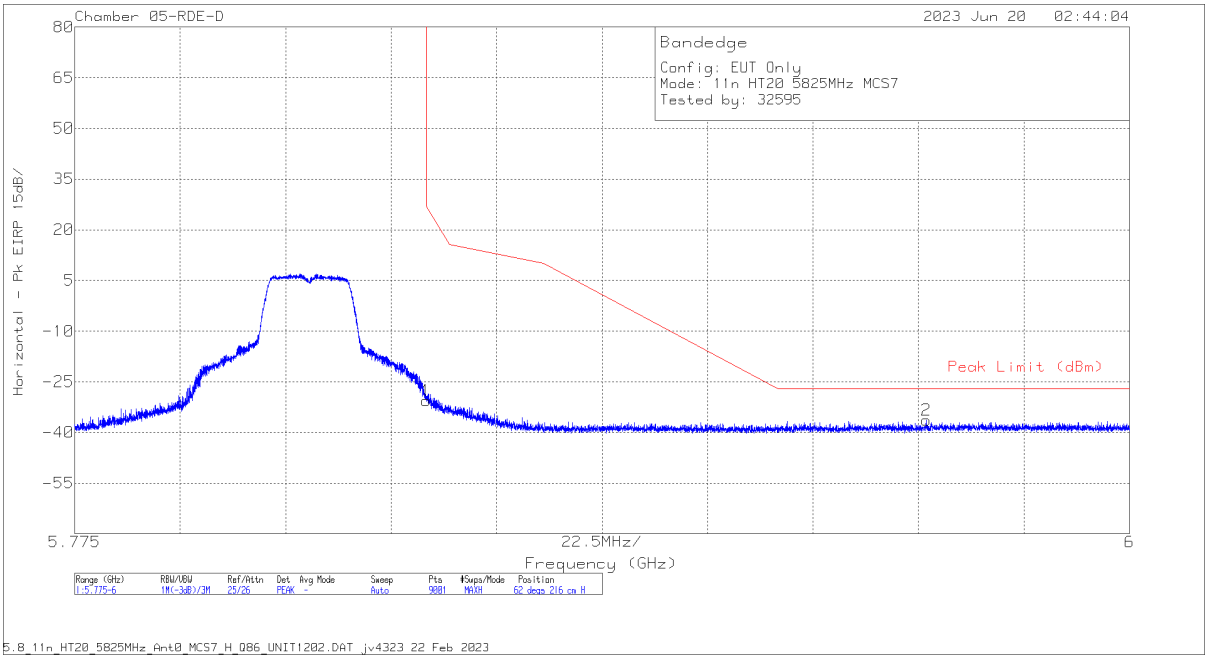

Marker	Frequency (GHz)	Meter Reading (dBm)	Det	80404_AC F(dB) - 3mH	Conversion Factor (dB)	DCCF (dB)	Gain/Loss (dB)	Corrected Reading EIRP	Peak Limit (dBm)	PK Margin (dB)	Azimuth (Degs)	Height (cm)	Polarity
1	5.85	-43.27	Pk	35.1	11.8	0	-46.52	-42.89	27	-69.89	62	216	H
2	5.956625	-49.5	Pk	35.2	11.8	0	-46.35	-48.85	-27	-21.85	62	216	H

Pk - Peak detector

UL VERIFICATION SERVICES
47173 Benicia Street, Fremont, CA 94538; USA TEL:(510) 319-4000 FAX:(510) 661-0888

This report shall not be reproduced except in full, without the written approval of UL VERIFICATION SERVICES

VERTICAL RESULT

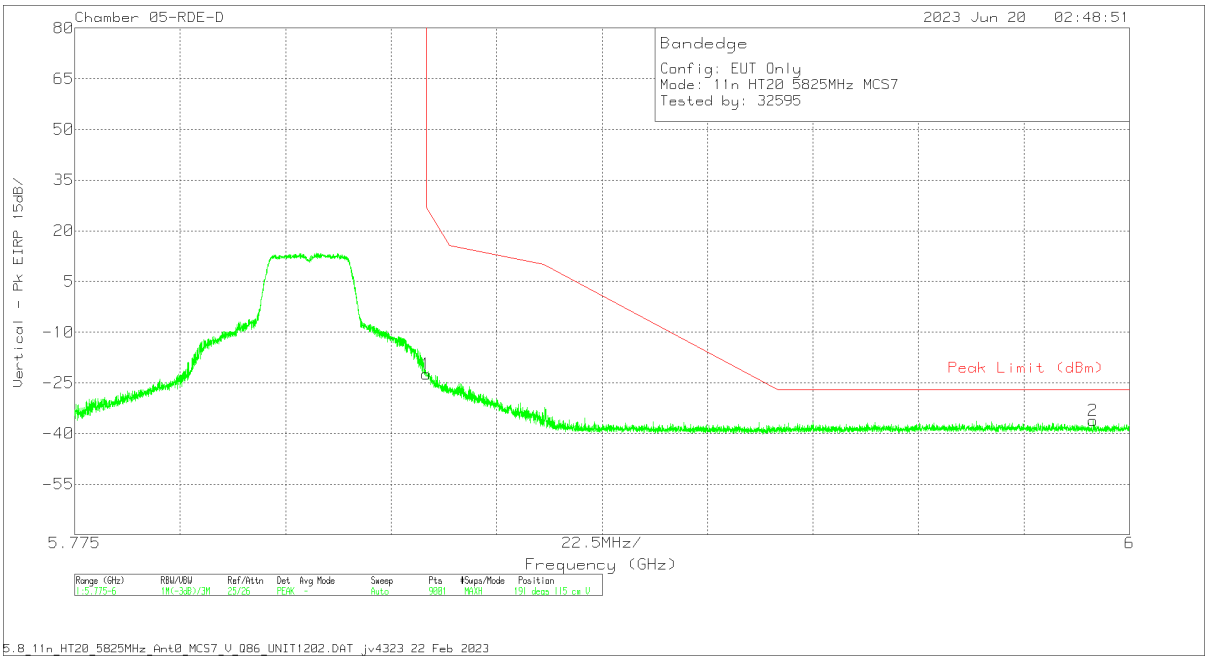

Marker	Frequency (GHz)	Meter Reading (dBm)	Det	80404_ACF(dB) - 3mH	Conversion Factor (dB)	DCCF (dB)	Gain/Loss (dB)	Corrected Reading EIRP	Peak Limit (dBm)	PK Margin (dB)	Azimuth (Degs)	Height (cm)	Polarity
1	5.85	-35.2	Pk	35.1	11.8	0	-46.52	-34.82	27	-61.82	191	115	V
2	5.9923	-49.33	Pk	35.3	11.8	0	-46.3	-48.53	-27	-21.53	191	115	V

Pk - Peak detector

UL VERIFICATION SERVICES
47173 Benicia Street, Fremont, CA 94538; USA TEL:(510) 319-4000 FAX:(510) 661-0888

This report shall not be reproduced except in full, without the written approval of UL VERIFICATION SERVICES

1TX Antenna 5

BANDEDGE (LOW CHANNEL)

HORIZONTAL RESULT

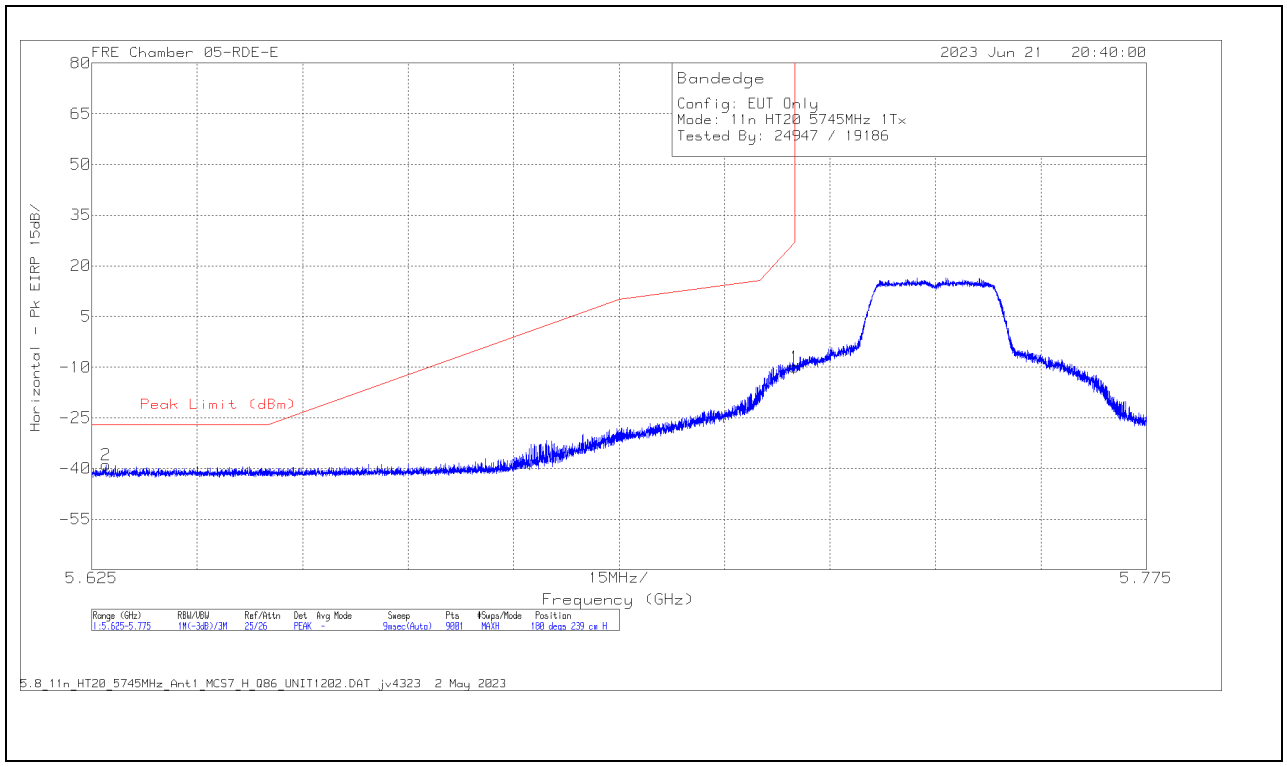

Marker	Frequency (GHz)	Meter Reading (dBm)	Det	226671 ACF (dB) 3mH	Conversion Factor (dB)	DCCF (dB)	Gain/Loss (dB)	Corrected Reading EIRP	Peak Limit (dBm)	PK Margin (dB)	Azimuth (Degs)	Height (cm)	Polarity
2	5.627	-47.16	Pk	34.6	11.8	0	-38.09	-38.85	-27	-11.85	180	239	H
1	5.725	-18.63	Pk	34.7	11.8	0	-37.78	-9.91	27	-36.91	180	239	H

Pk - Peak detector

UL VERIFICATION SERVICES
47173 Benicia Street, Fremont, CA 94538; USA TEL:(510) 319-4000 FAX:(510) 661-0888
This report shall not be reproduced except in full, without the written approval of UL VERIFICATION SERVICES

VERTICAL RESULT

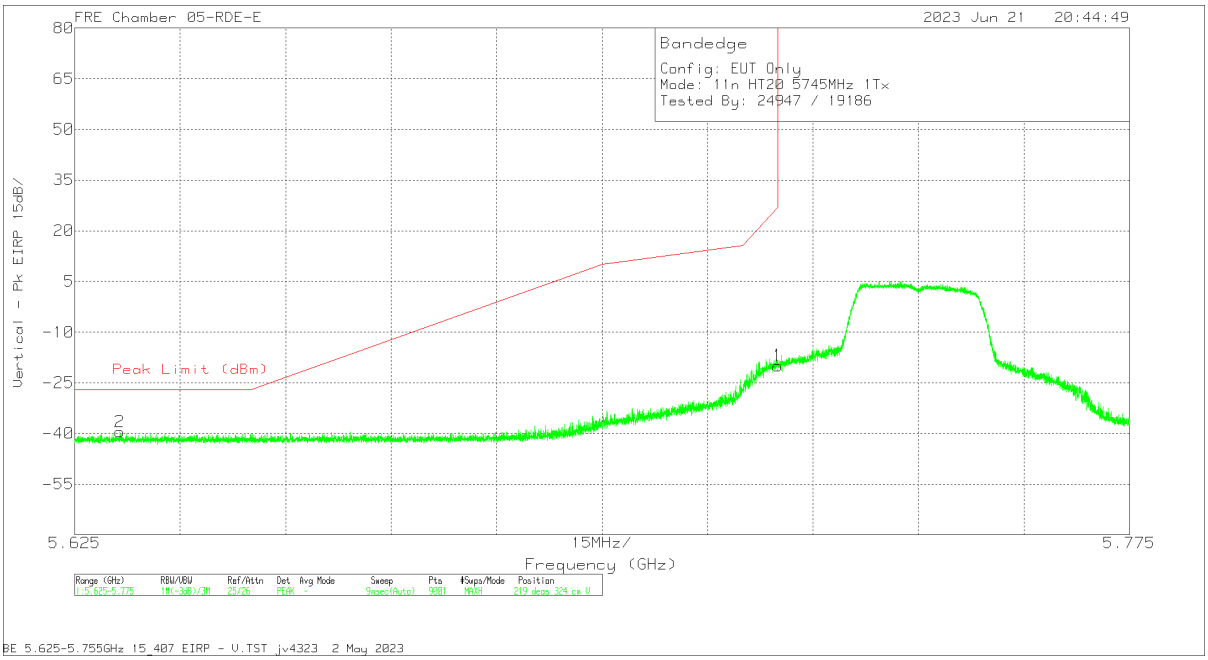

Marker	Frequency (GHz)	Meter Reading (dBm)	Det	226671 ACF (dB) 3mH	Conversion Factor (dB)	DCCF (dB)	Gain/Loss (dB)	Corrected Reading EIRP	Peak Limit (dBm)	PK Margin (dB)	Azimuth (Degs)	Height (cm)	Polarity
2	5.631383	-47.9	Pk	34.6	11.8	0	-38.01	-39.51	-27	-12.51	219	324	V
1	5.725	-28.63	Pk	34.7	11.8	0	-37.78	-19.91	27	-46.91	219	324	V

Pk - Peak detector

UL VERIFICATION SERVICES
47173 Benicia Street, Fremont, CA 94538; USA TEL:(510) 319-4000 FAX:(510) 661-0888

This report shall not be reproduced except in full, without the written approval of UL VERIFICATION SERVICES

BANDEDGE (HIGH CHANNEL)

HORIZONTAL RESULT

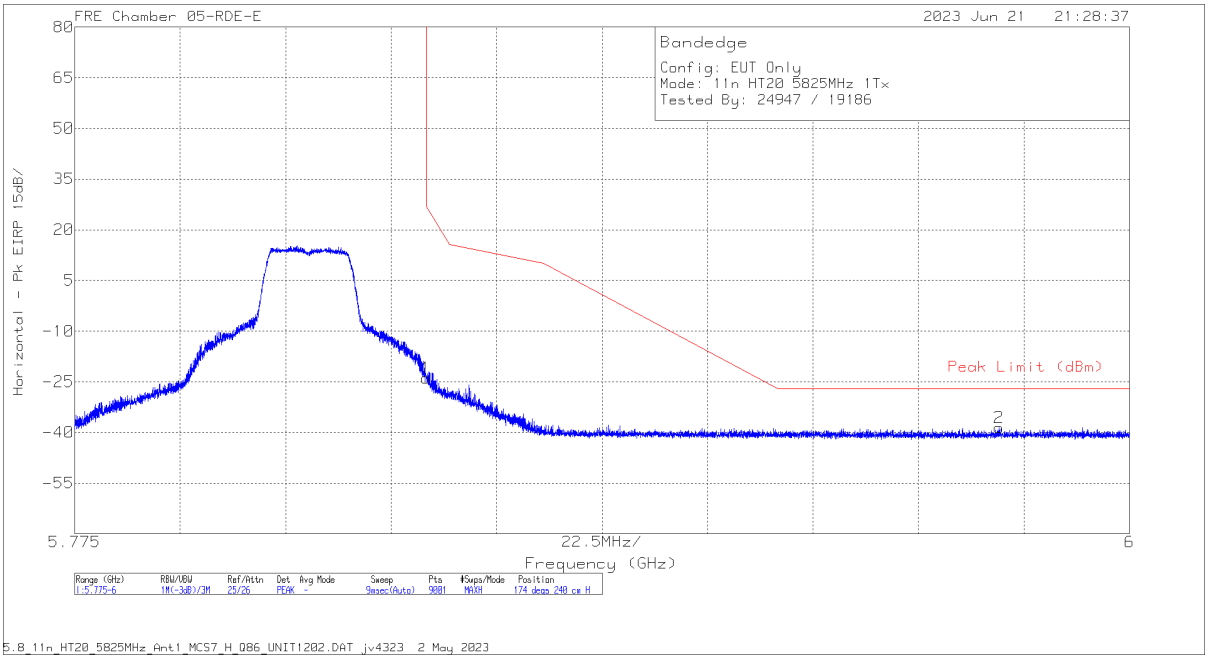

Marker	Frequency (GHz)	Meter Reading (dBm)	Det	226671 ACF (dB) 3mH	Conversion Factor (dB)	DCCF (dB)	Gain/Loss (dB)	Corrected Reading EIRP	Peak Limit (dBm)	PK Margin (dB)	Azimuth (Degs)	Height (cm)	Polarity
1	5.85	-33.21	Pk	34.9	11.8	0	-37.35	-23.86	27	-50.86	174	240	H
2	5.972175	-48.5	Pk	35.2	11.8	0	-37.03	-38.53	-27	-11.53	174	240	H

Pk - Peak detector

UL VERIFICATION SERVICES
47173 Benicia Street, Fremont, CA 94538; USA TEL:(510) 319-4000 FAX:(510) 661-0888

This report shall not be reproduced except in full, without the written approval of UL VERIFICATION SERVICES

VERTICAL RESULT

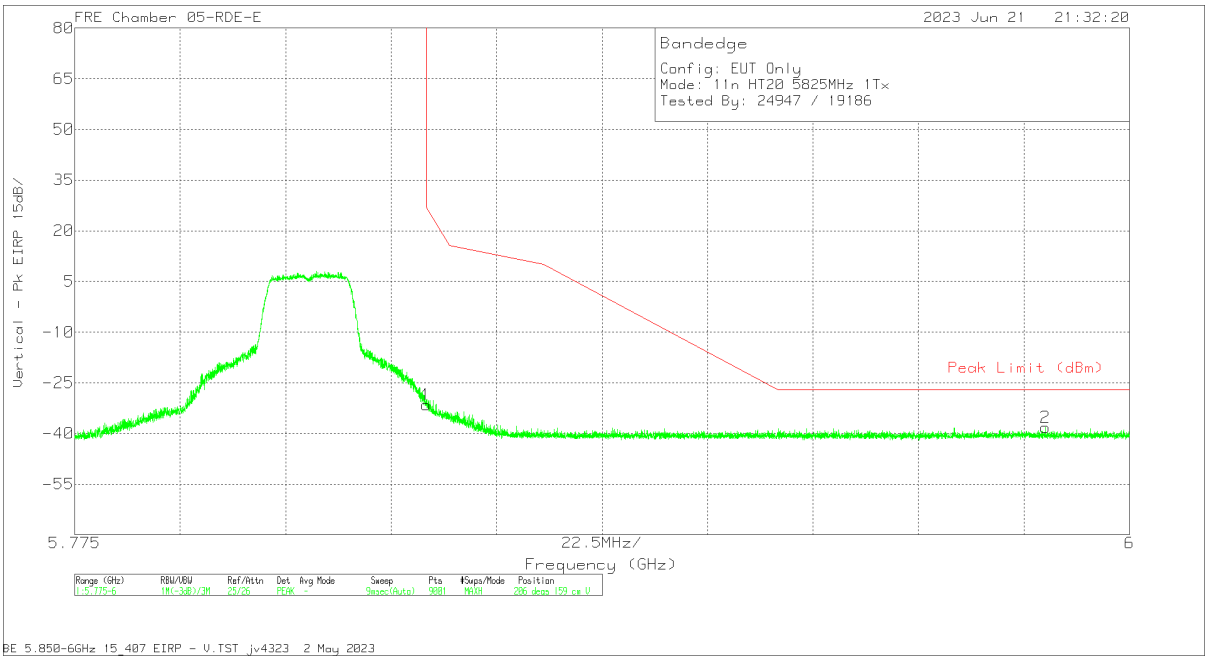

Marker	Frequency (GHz)	Meter Reading (dBm)	Det	226671 ACF (dB) 3mH	Conversion Factor (dB)	DCCF (dB)	Gain/Loss (dB)	Corrected Reading EIRP	Peak Limit (dBm)	PK Margin (dB)	Azimuth (Degs)	Height (cm)	Polarity
1	5.85	-40.84	Pk	34.9	11.8	0	-37.35	-31.49	27	-58.49	206	159	V
2	5.982075	-48.17	Pk	35.2	11.8	0	-37.06	-38.23	-27	-11.23	206	159	V

Pk - Peak detector

UL VERIFICATION SERVICES
47173 Benicia Street, Fremont, CA 94538; USA TEL:(510) 319-4000 FAX:(510) 661-0888

This report shall not be reproduced except in full, without the written approval of UL VERIFICATION SERVICES

2TX Antenna 6 + Antenna 5 CDD MODE

BANDEDGE (LOW CHANNEL)

HORIZONTAL RESULT

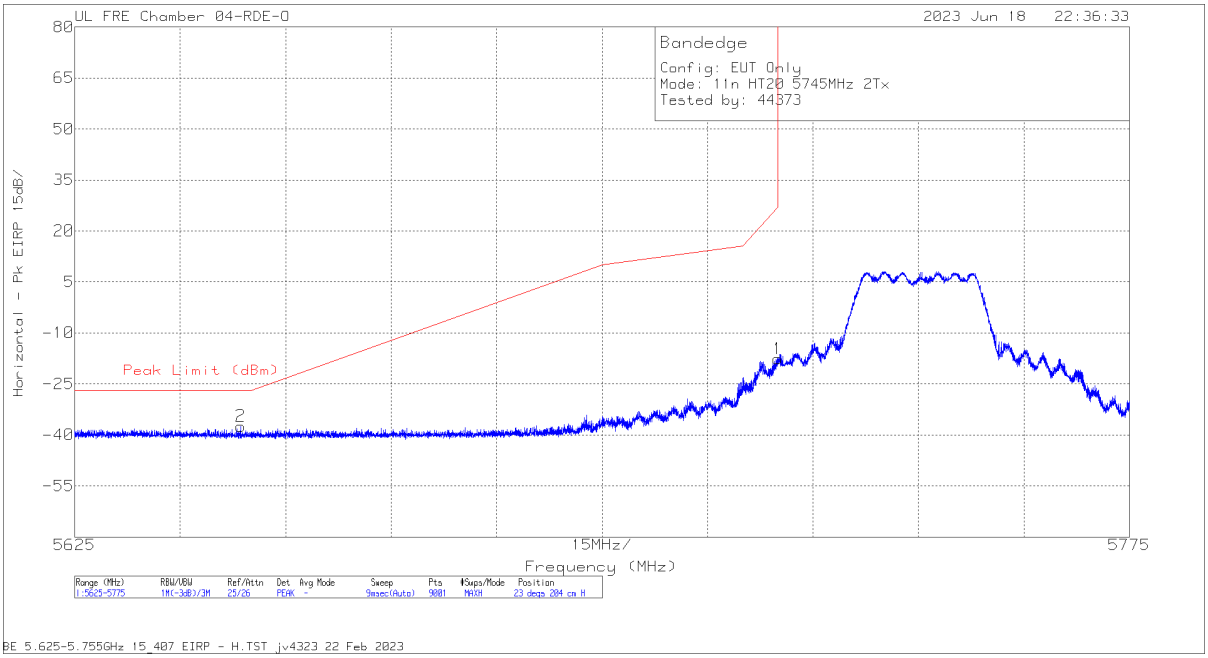

Marker	Frequency (MHz)	Meter Reading (dBm)	Det	80404_ACF(dB) - 3mH	Conversion Factor (dB)	Gain/Loss (dB)	Corrected Reading EIRP	Peak Limit (dBm)	PK Margin (dB)	Azimuth (Degs)	Height (cm)	Polarity
2	5648.6	-49.37	Pk	34.7	11.8	-34.52	-37.39	-27	-10.39	23	204	H
1	5725	-29.8	Pk	34.8	11.8	-34.39	-17.59	27	-44.59	23	204	H

Pk - Peak detector

UL VERIFICATION SERVICES
47173 Benicia Street, Fremont, CA 94538; USA TEL:(510) 319-4000 FAX:(510) 661-0888

This report shall not be reproduced except in full, without the written approval of UL VERIFICATION SERVICES

VERTICAL RESULT

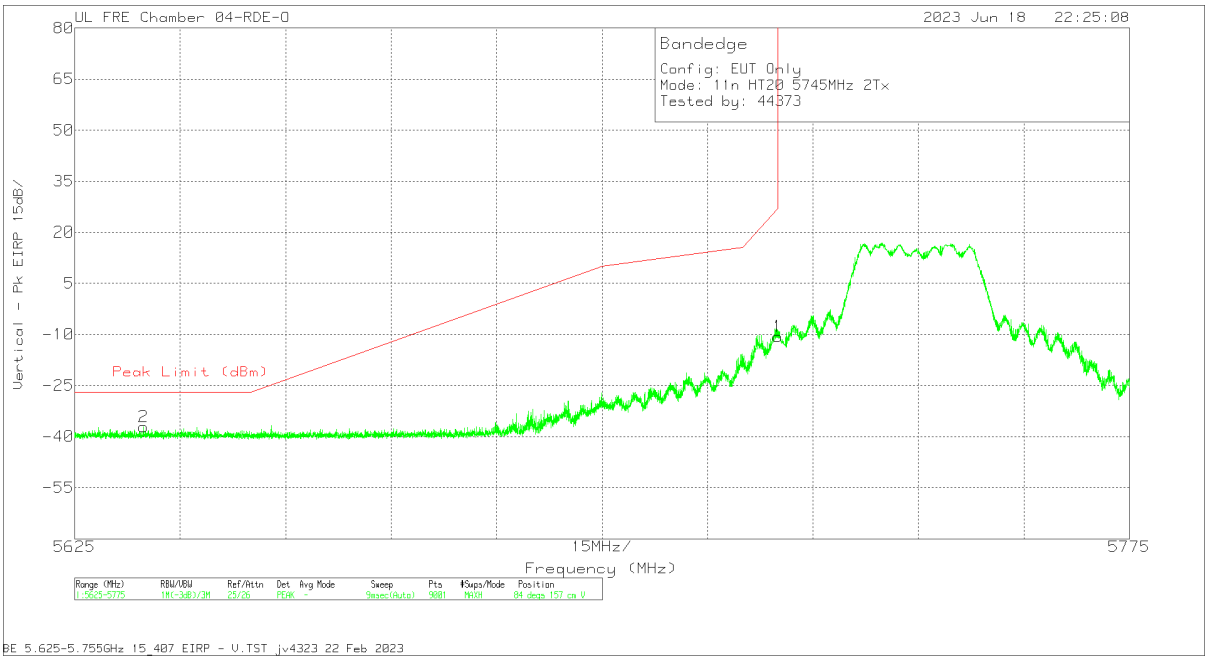

Marker	Frequency (MHz)	Meter Reading (dBm)	Det	80404_ACF(dB) - 3mH	Conversion Factor (dB)	Gain/Loss (dB)	Corrected Reading EIRP	Peak Limit (dBm)	PK Margin (dB)	Azimuth (Degs)	Height (cm)	Polarity
2	5634.767	-49.23	Pk	34.8	11.8	-34.44	-37.07	-27	-10.07	84	157	V
1	5725	-22.82	Pk	34.8	11.8	-34.39	-10.61	27	-37.61	84	157	V

Pk - Peak detector

UL VERIFICATION SERVICES
47173 Benicia Street, Fremont, CA 94538; USA TEL:(510) 319-4000 FAX:(510) 661-0888

This report shall not be reproduced except in full, without the written approval of UL VERIFICATION SERVICES

BANDEDGE (HIGH CHANNEL)

HORIZONTAL RESULT

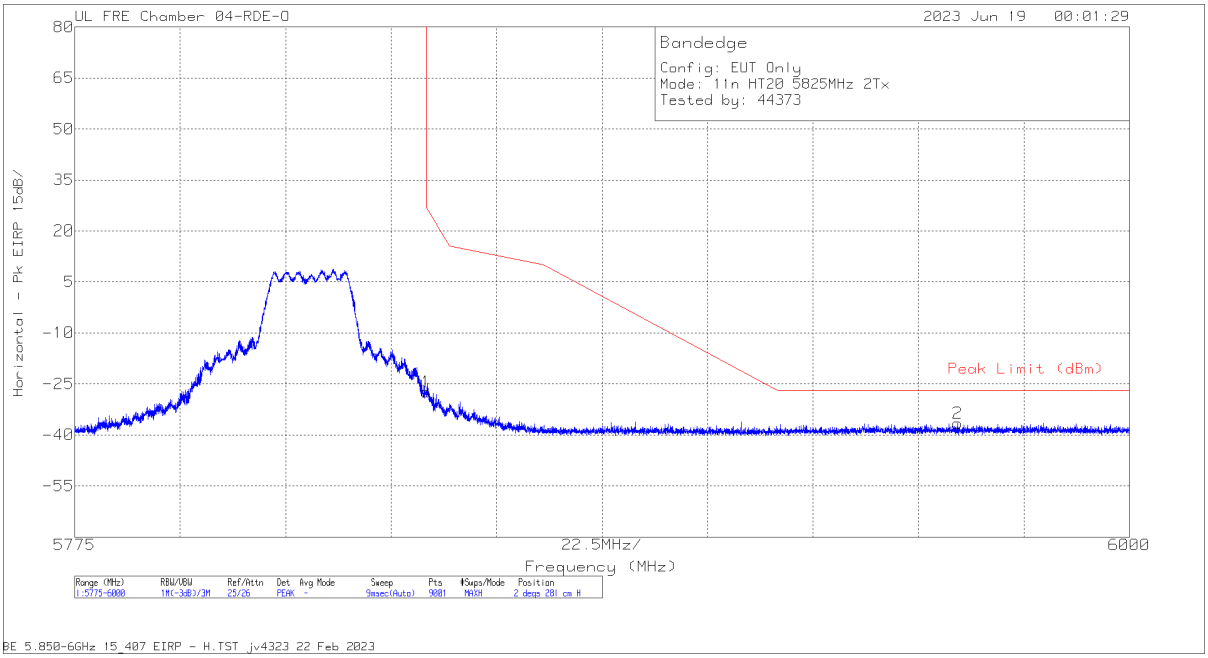

Marker	Frequency (MHz)	Meter Reading (dBm)	Det	80404_ACF(dB) - 3mH	Conversion Factor (dB)	Gain/Loss (dB)	Corrected Reading EIRP	Peak Limit (dBm)	PK Margin (dB)	Azimuth (Degs)	Height (cm)	Polarity
1	5850	-40.08	Pk	35.1	11.8	-34.17	-27.35	27	-54.35	2	281	H
2	5963.325	-49.92	Pk	35.3	11.8	-33.8	-36.62	-27	-9.62	2	281	H

Pk - Peak detector

UL VERIFICATION SERVICES
47173 Benicia Street, Fremont, CA 94538; USA TEL:(510) 319-4000 FAX:(510) 661-0888

This report shall not be reproduced except in full, without the written approval of UL VERIFICATION SERVICES

VERTICAL RESULT

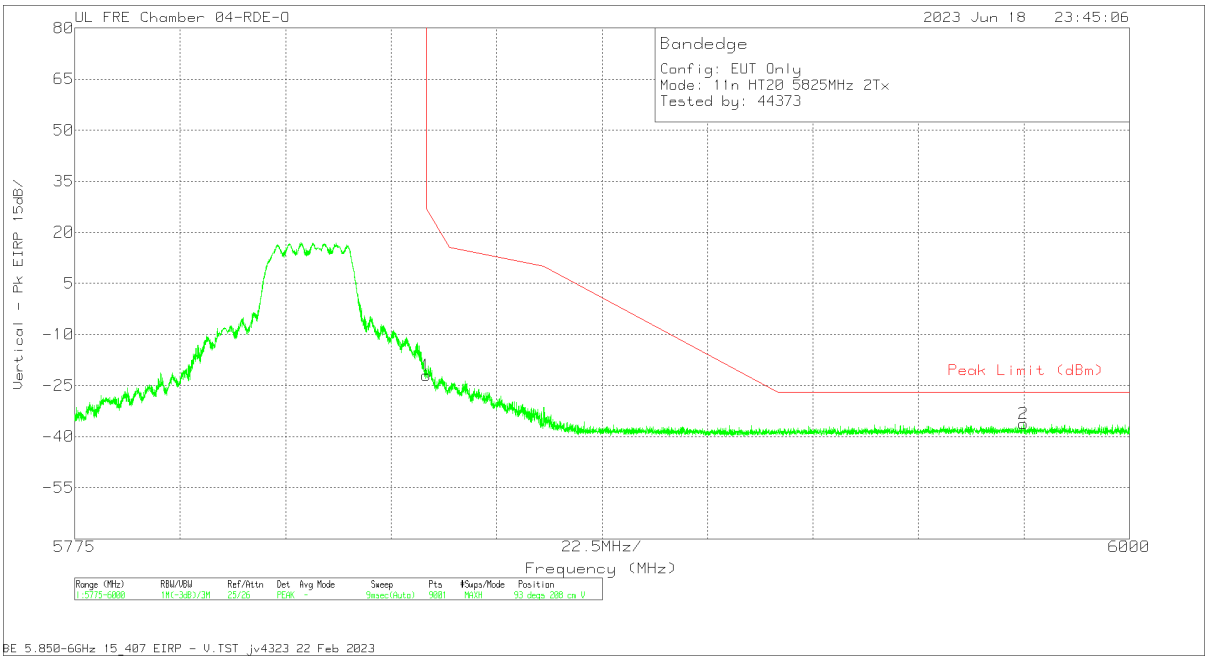

Marker	Frequency (MHz)	Meter Reading (dBm)	Det	80404_ACF(dB) - 3mH	Conversion Factor (dB)	Gain/Loss (dB)	Corrected Reading EIRP	Peak Limit (dBm)	PK Margin (dB)	Azimuth (Degs)	Height (cm)	Polarity
1	5850	-34.72	Pk	35.1	11.8	-34.17	-21.99	27	-48.99	93	208	V
2	5977.425	-49.32	Pk	35.4	11.8	-34.02	-36.14	-27	-9.14	93	208	V

Pk - Peak detector

UL VERIFICATION SERVICES
47173 Benicia Street, Fremont, CA 94538; USA TEL:(510) 319-4000 FAX:(510) 661-0888

This report shall not be reproduced except in full, without the written approval of UL VERIFICATION SERVICES

1.1.57 5.8GHz Band HARMONICS AND SPURIOUS EMISSIONS, 2TX HT20

LOW CHANNEL RESULTS

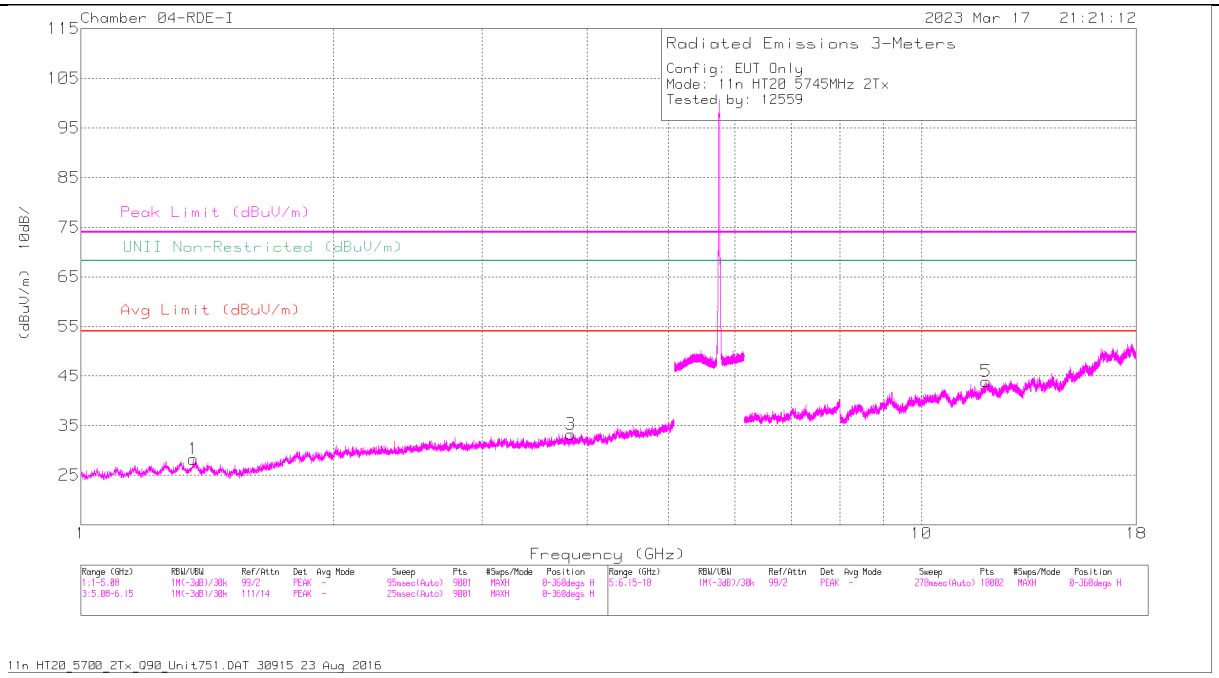

HORIZONTAL

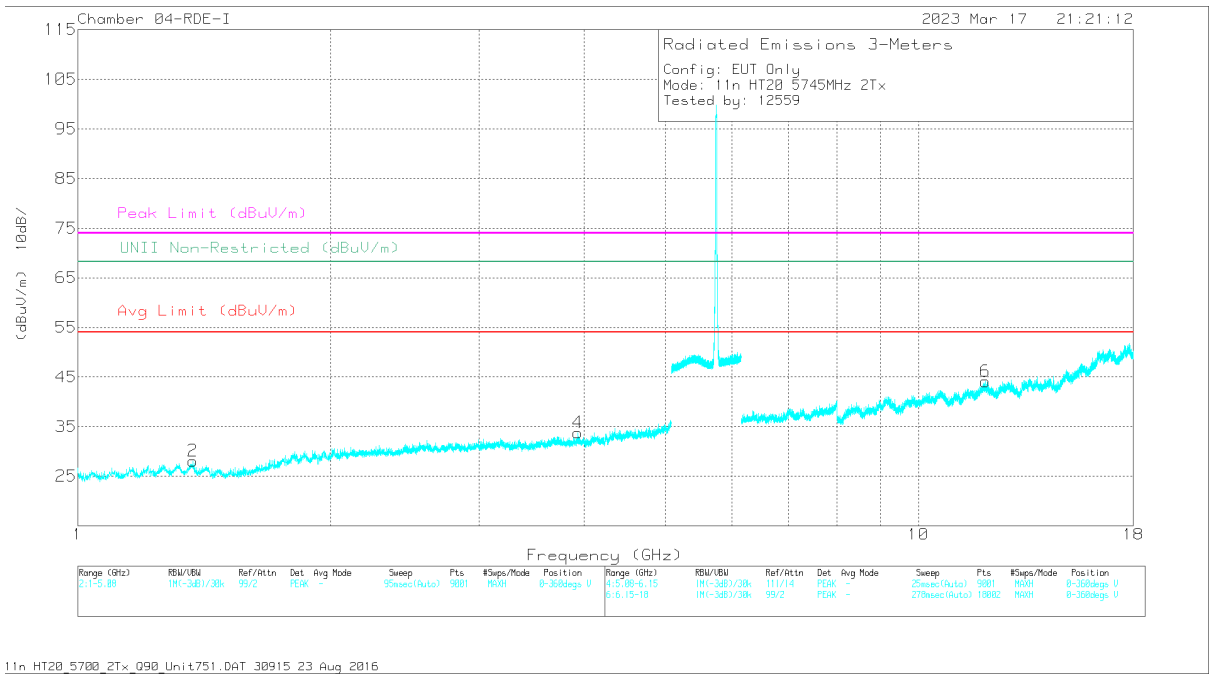

VERTICAL

UL VERIFICATION SERVICES
47173 Benicia Street, Fremont, CA 94538; USA TEL:(510) 319-4000 FAX:(510) 661-0888
This report shall not be reproduced except in full, without the written approval of UL VERIFICATION SERVICES

RADIATED EMISSIONS

Marker	Frequency (GHz)	Meter Reading (dBuV)	Det	84797 ACF (dB) - 3mH	Amp/Cbl/Fltr (dB)	Corrected Reading (dBuV/m)	Avg Limit (dBuV/m)	Margin (dB)	Peak Limit (dBuV/m)	PK Margin (dB)	Azimuth (Degs)	Height (cm)	Polarity
1	* 1.359568	41.68	PK-U	28.5	-32.7	37.48	-	-	74	-36.52	360	199	H
	* 1.361086	30.06	ADR	28.5	-32.7	25.86	54	-28.14	-	-	360	199	H
2	* 1.368808	41.73	PK-U	28.5	-32.6	37.63	-	-	74	-36.37	360	200	V
	* 1.369352	30.18	ADR	28.5	-32.7	25.98	54	-28.02	-	-	360	200	V
3	* 3.828345	39.8	PK-U	33.2	-29.7	43.3	-	-	74	-30.7	360	200	H
	* 3.828340	30.5	ADR	33.2	-29.7	34.0	54	-20.0			360	200	
4	* 3.932158	39.18	PK-U	33.2	-28.6	43.78			74	-30.22	360	200	V
	* 3.932155	30.25	ADR	33.2	-28.6	34.8	54	-19.2			360	200	
5	* 11.933797	33.52	PK-U	38.5	-18.1	53.92			74	-20.08	360	200	H
	* 11.933790	24.22	ADR	38.5	-18.1	44.62	54	-9.38			360	200	
6	* 12.010818	33.72	PK-U	38.6	-18.2	54.12			74	-19.88	360	200	V
	* 12.010815	24.52	ADR	38.6	-18.2	44.92	54	-9.08			360	200	

* - indicates frequency in CFR47 Pt 15 / IC RSS-Restricted Band
PK-U - U-NII: Maximum Peak
ADR - U-NII AD primary method, RMS average

UL VERIFICATION SERVICES
47173 Benicia Street, Fremont, CA 94538; USA TEL:(510) 319-4000 FAX:(510) 661-0888
This report shall not be reproduced except in full, without the written approval of UL VERIFICATION SERVICES

MID CHANNEL RESULTS

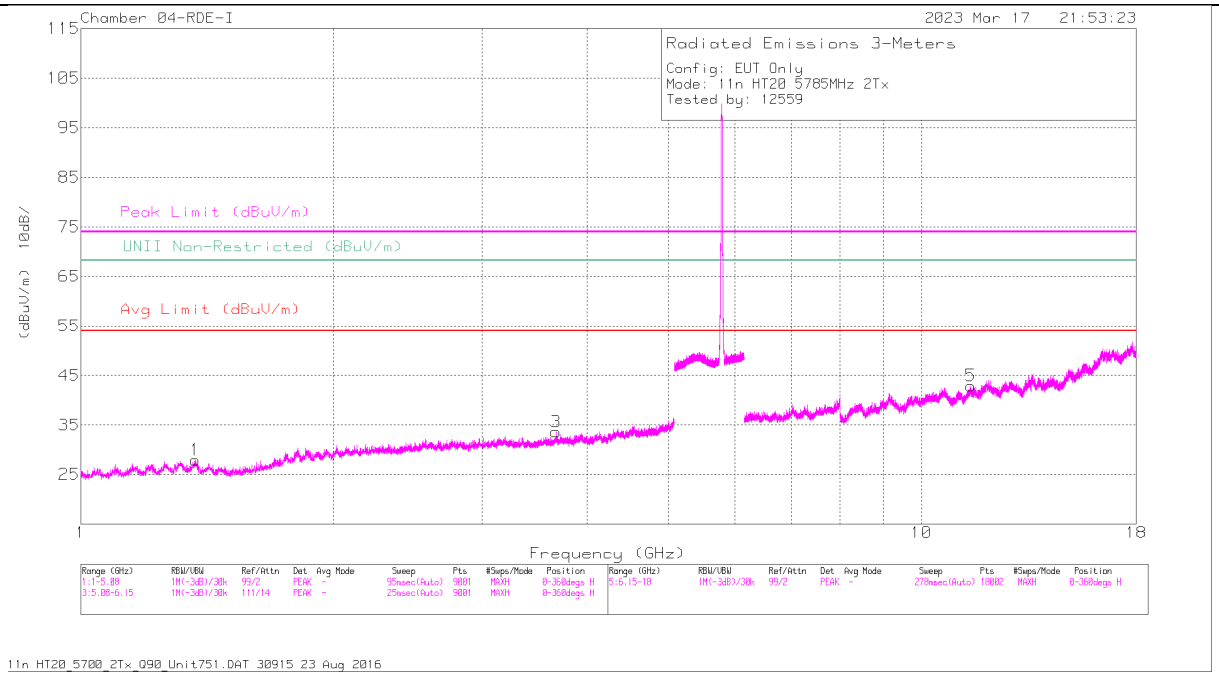

HORIZONTAL

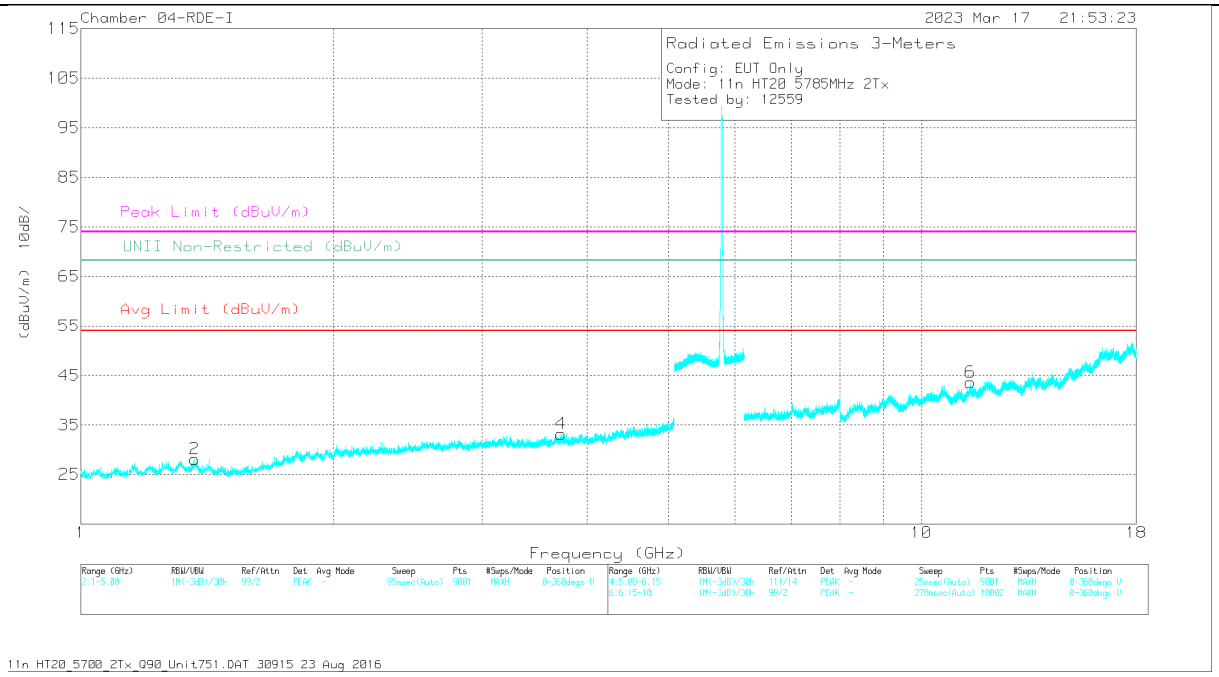

VERTICAL

UL VERIFICATION SERVICES
47173 Benicia Street, Fremont, CA 94538; USA TEL:(510) 319-4000 FAX:(510) 661-0888
This report shall not be reproduced except in full, without the written approval of UL VERIFICATION SERVICES

RADIATED EMISSIONS

Marker	Frequency (GHz)	Meter Reading (dBuV)	Det	84797 ACF (dB) - 3mH	Amp/Cbl/Fltr (dB)	Corrected Reading (dBuV/m)	Avg Limit (dBuV/m)	Margin (dB)	Peak Limit (dBuV/m)	PK Margin (dB)	Azimuth (Degs)	Height (cm)	Polarity
1	* 1.367867	42.24	PK-U	28.5	-32.6	38.14	-	-	74	-35.86	360	111	H
	* 1.369018	30.18	ADR	28.5	-32.7	25.98	54	-28.02	-	-	360	111	H
3	* 3.673979	38.52	PK-U	33.2	-29.2	42.52	-	-	74	-31.48	360	109	H
	* 3.674868	27.12	ADR	33.2	-29.1	31.22	54	-22.78	-	-	360	109	H
2	* 1.365933	42.19	PK-U	28.5	-32.6	38.09	-	-	74	-35.91	360	128	V
	* 1.367788	30.34	ADR	28.5	-32.6	26.24	54	-27.76	-	-	360	128	V
4	* 3.727729	38.45	PK-U	33.2	-28.8	42.85	-	-	74	-31.15	360	121	V
	* 3.727205	26.69	ADR	33.2	-28.8	31.09	54	-22.91	-	-	360	121	V
5	* 11.435064	31.97	PK-U	37.9	-17.7	52.17	-	-	74	-21.83	360	101	H
	* 11.438363	20.49	ADR	37.9	-17.8	40.59	54	-13.41	-	-	360	101	H
6	* 11.43117	32.36	PK-U	37.9	-17.7	52.56	-	-	74	-21.44	360	125	V
	* 11.431975	20.55	ADR	37.9	-17.7	40.75	54	-13.25	-	-	360	125	V

* - indicates frequency in CFR47 Pt 15 / IC RSS-Restricted Band
PK-U - U-NII: Maximum Peak
ADR - U-NII AD primary method, RMS average

UL VERIFICATION SERVICES
47173 Benicia Street, Fremont, CA 94538; USA TEL:(510) 319-4000 FAX:(510) 661-0888
This report shall not be reproduced except in full, without the written approval of UL VERIFICATION SERVICES

HIGH CHANNEL RESULTS

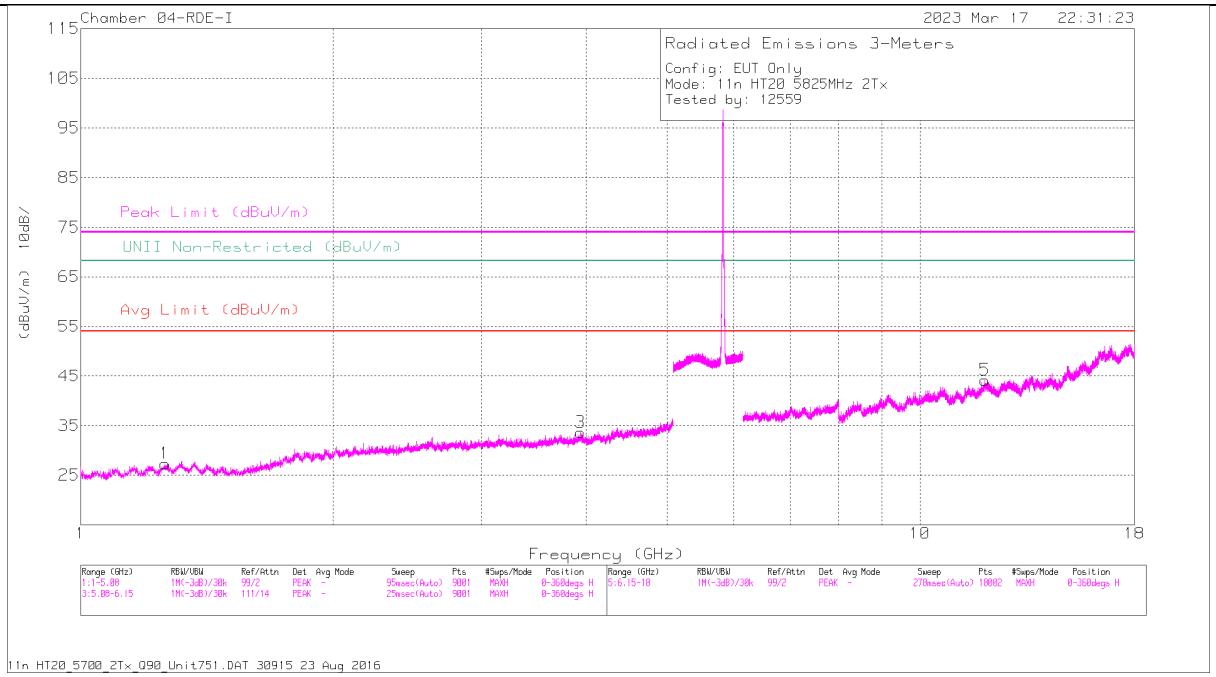

HORIZONTAL

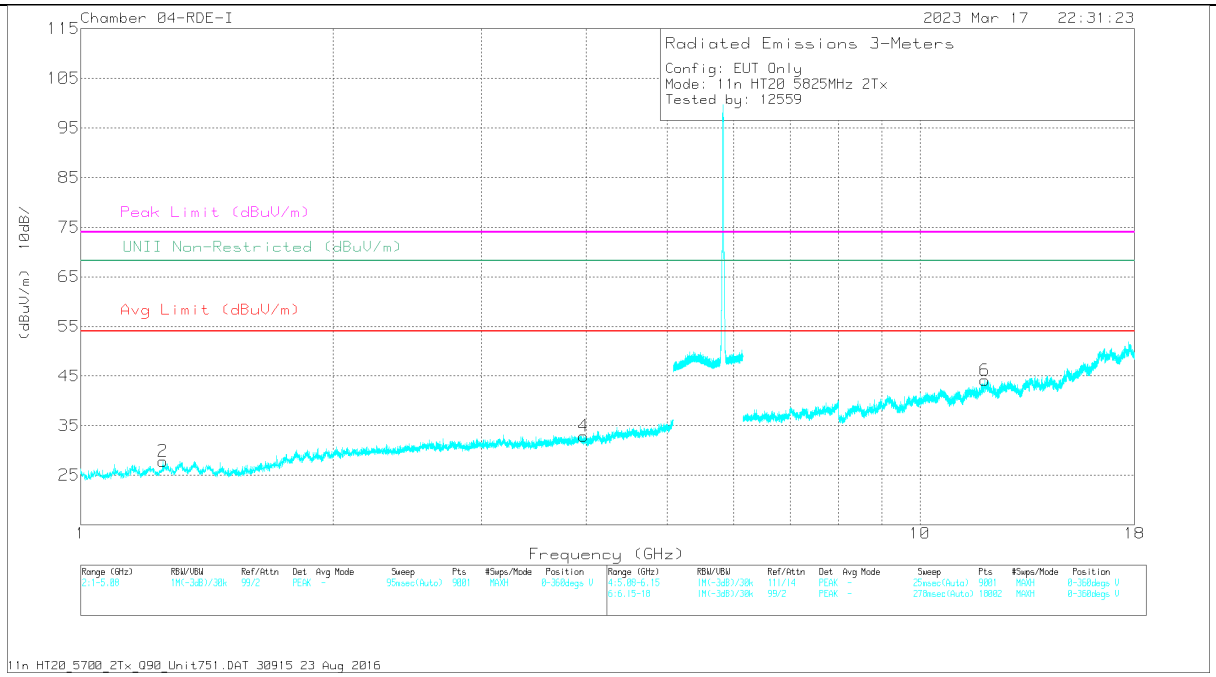

VERTICAL

UL VERIFICATION SERVICES
47173 Benicia Street, Fremont, CA 94538; USA TEL:(510) 319-4000 FAX:(510) 661-0888

This report shall not be reproduced except in full, without the written approval of UL VERIFICATION SERVICES

RADIATED EMISSIONS

Marker	Frequency (GHz)	Meter Reading (dBuV)	Det	84797 ACF (dB) - 3mH	Amp/Cbl/Fltr (dB)	Corrected Reading (dBuV/m)	Avg Limit (dBuV/m)	Margin (dB)	Peak Limit (dBuV/m)	PK Margin (dB)	Azimuth (Degs)	Height (cm)	Polarity
1	* 1.262676	42.24	PK-U	28.6	-33.3	37.54	-	-	74	-36.46	360	199	H
	* 1.259846	30.54	ADR	28.6	-33.3	25.84	54	-28.16	-	-	360	199	H
3	* 3.94335	38.73	PK-U	33.2	-28.7	43.23	-	-	74	-30.77	360	122	H
	* 3.942469	26.55	ADR	33.2	-28.7	31.05	54	-22.95	-	-	360	122	H
2	* 1.255824	41.62	PK-U	28.6	-33.1	37.12	-	-	74	-36.88	360	101	V
	* 1.255236	30.02	ADR	28.6	-33.2	25.42	54	-28.58	-	-	360	101	V
4	* 3.974584	38.13	PK-U	33.2	-29.1	42.23	-	-	74	-31.77	360	200	V
	* 3.977661	26.81	ADR	33.2	-29.1	30.91	54	-23.09	-	-	360	200	V
5	* 11.943015	32.38	PK-U	38.6	-17.8	53.18	-	-	74	-20.82	360	200	H
	* 11.940882	20.81	ADR	38.6	-17.8	41.61	54	-12.39	-	-	360	200	H
6	* 11.950664	32.74	PK-U	38.6	-17.9	53.44	-	-	74	-20.56	360	200	V
	* 11.950119	21.06	ADR	38.6	-17.9	41.76	54	-12.24	-	-	360	200	V

* - indicates frequency in CFR47 Pt 15 / IC RSS-Restricted Band
PK-U - U-NII: Maximum Peak
ADR - U-NII AD primary method, RMS average

UL VERIFICATION SERVICES
47173 Benicia Street, Fremont, CA 94538; USA TEL:(510) 319-4000 FAX:(510) 661-0888
This report shall not be reproduced except in full, without the written approval of UL VERIFICATION SERVICES

1.1.58 TX ABOVE 1 GHz 802.11n HT40 MODE IN THE 5.8 GHz BAND

1TX Antenna 6

BANDEDGE (LOW CHANNEL)

HORIZONTAL RESULT

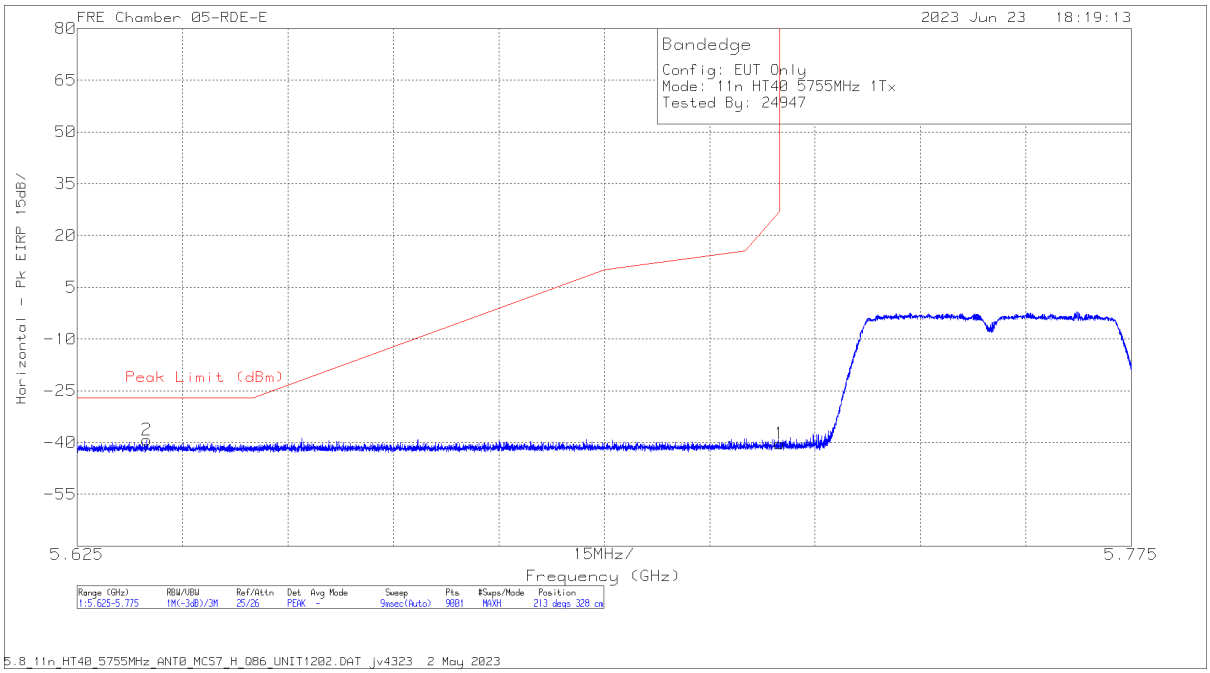

Marker	Frequency (GHz)	Meter Reading (dBm)	Det	226671 ACF (dB) 3mH	Conversion Factor (dB)	DCCF (dB)	Gain/Loss (dB)	Corrected Reading EIRP	Peak Limit (dBm)	PK Margin (dB)	Azimuth (Degs)	Height (cm)	Polarity
2	5.634934	-47.61	Pk	34.6	11.8	0	-38.03	-39.24	-27	-12.24	213	328	H
1	5.725	-49.05	Pk	34.7	11.8	0	-37.78	-40.33	27	-67.33	213	328	H

Pk - Peak detector

UL VERIFICATION SERVICES
47173 Benicia Street, Fremont, CA 94538; USA TEL:(510) 319-4000 FAX:(510) 661-0888

This report shall not be reproduced except in full, without the written approval of UL VERIFICATION SERVICES

VERTICAL RESULT

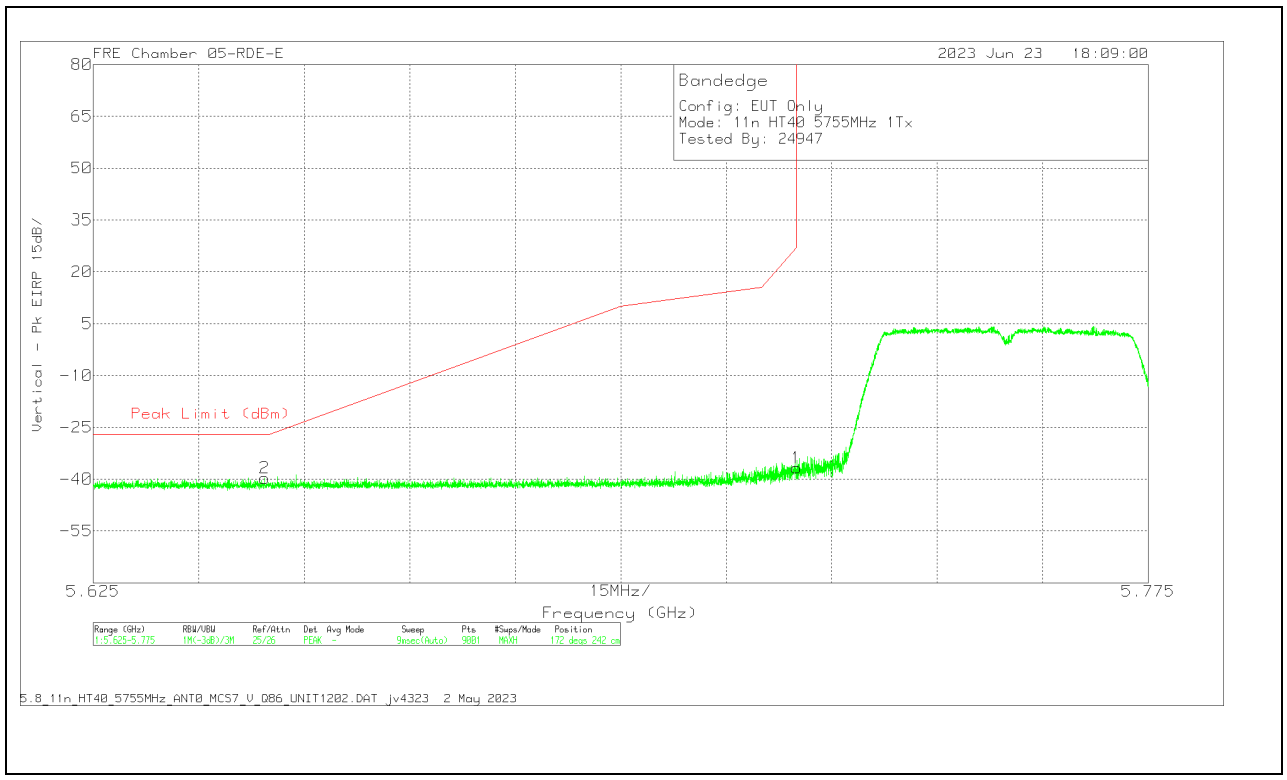

Marker	Frequency (GHz)	Meter Reading (dBm)	Det	226671 ACF (dB) 3mH	Conversion Factor (dB)	DCCF (dB)	Gain/Loss (dB)	Corrected Reading EIRP	Peak Limit (dBm)	PK Margin (dB)	Azimuth (Degs)	Height (cm)	Polarity
2	5.649367	-48.1	Pk	34.6	11.8	0	-38	-39.7	-27	-12.7	172	242	V
1	5.725	-45.46	Pk	34.7	11.8	0	-37.78	-36.74	27	-63.74	172	242	V

Pk - Peak detector

UL VERIFICATION SERVICES
47173 Benicia Street, Fremont, CA 94538; USA TEL:(510) 319-4000 FAX:(510) 661-0888

This report shall not be reproduced except in full, without the written approval of UL VERIFICATION SERVICES

BANDEDGE (HIGH CHANNEL)

HORIZONTAL RESULT

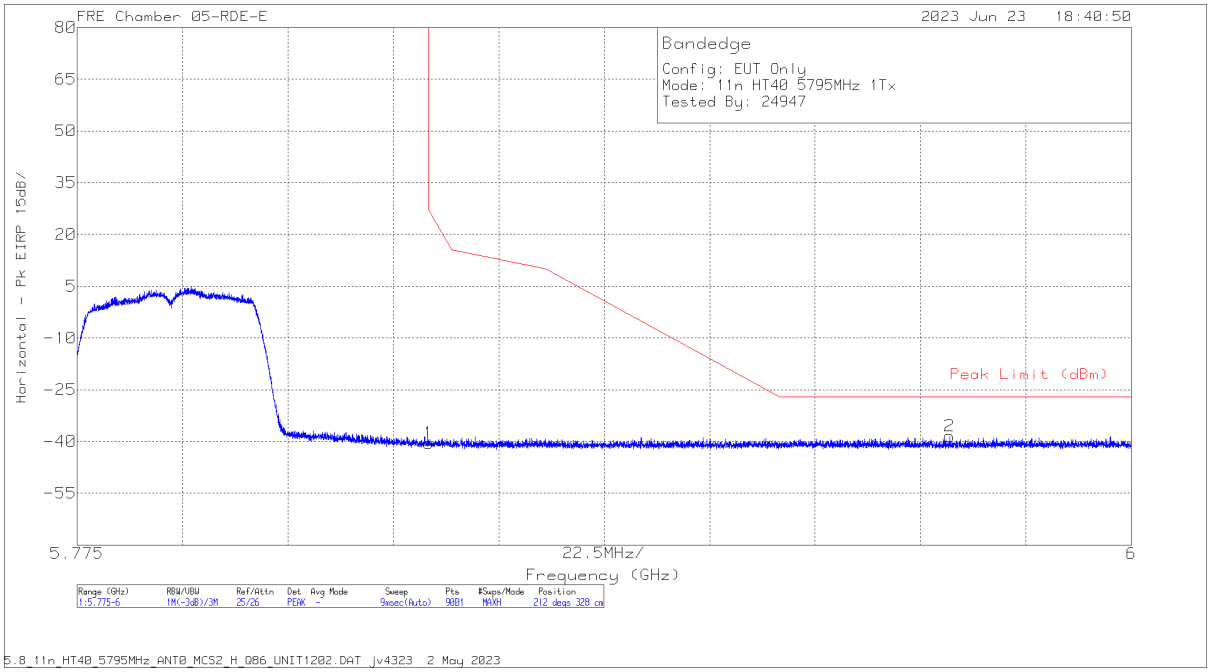

Marker	Frequency(GHz)	MeterReading(dBm)	Det	226671 ACF (dB) 3mH	Conversion Factor (dB)	DCCF (dB)	Gain/Loss (dB)	Corrected ReadingEIRP	Peak Limit (dBm)	PK Margin(dB)	Azimuth(Degs)	Height(cm)	Polarity
1	5.85	-49.78	Pk	34.9	11.8	0	-37.35	-40.43	27	-67.43	212	328	H
2	5.9612	-48.33	Pk	35.2	11.8	0	-37.12	-38.45	-27	-11.45	212	328	H

Pk - Peak detector

UL VERIFICATION SERVICES
47173 Benicia Street, Fremont, CA 94538; USA TEL:(510) 319-4000 FAX:(510) 661-0888

This report shall not be reproduced except in full, without the written approval of UL VERIFICATION SERVICES

VERTICAL RESULT

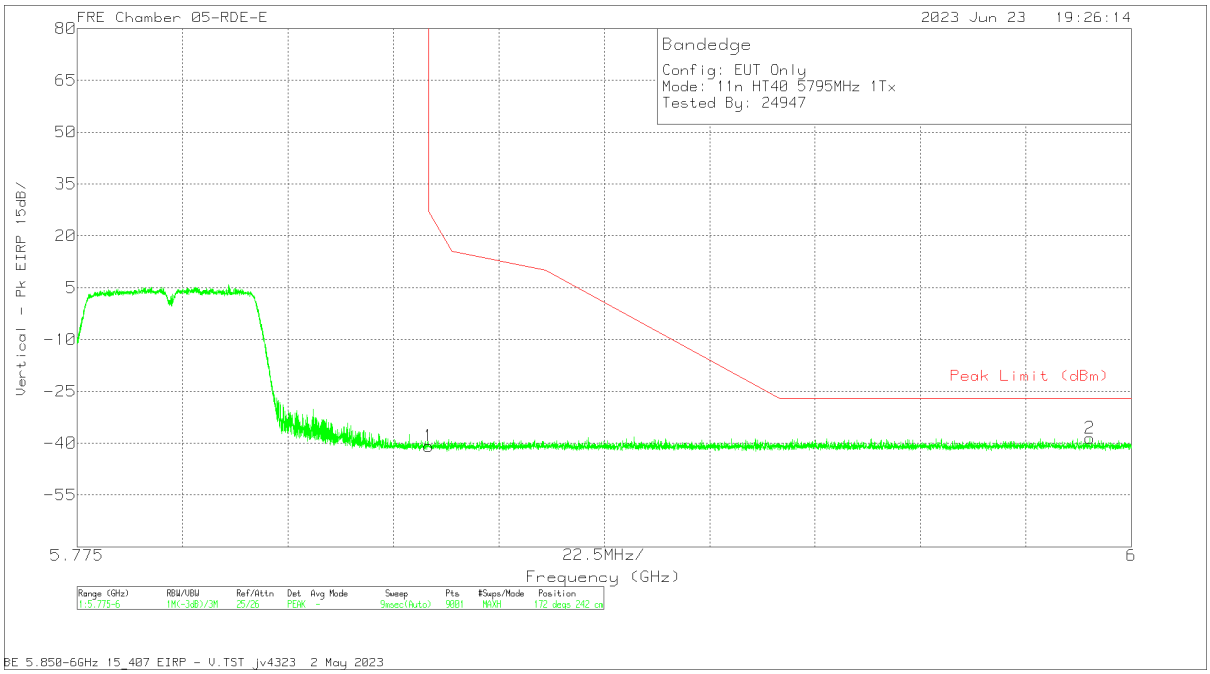

Marker	Frequency (GHz)	Meter Reading (dBm)	Det	226671 ACF (dB) 3mH	Conversion Factor (dB)	DCCF (dB)	Gain/Loss (dB)	Corrected Reading EIRP	Peak Limit (dBm)	PK Margin (dB)	Azimuth (Degs)	Height (cm)	Polarity
1	5.85	-50.17	Pk	34.9	11.8	0	-37.35	-40.82	27	-67.82	172	242	V
2	5.991175	-48.5	Pk	35.2	11.8	0	-37.04	-38.54	-27	-11.54	172	242	V

Pk - Peak detector

UL VERIFICATION SERVICES
47173 Benicia Street, Fremont, CA 94538; USA TEL:(510) 319-4000 FAX:(510) 661-0888

This report shall not be reproduced except in full, without the written approval of UL VERIFICATION SERVICES

1TX Antenna 5

BANDEDGE (LOW CHANNEL)

HORIZONTAL RESULT

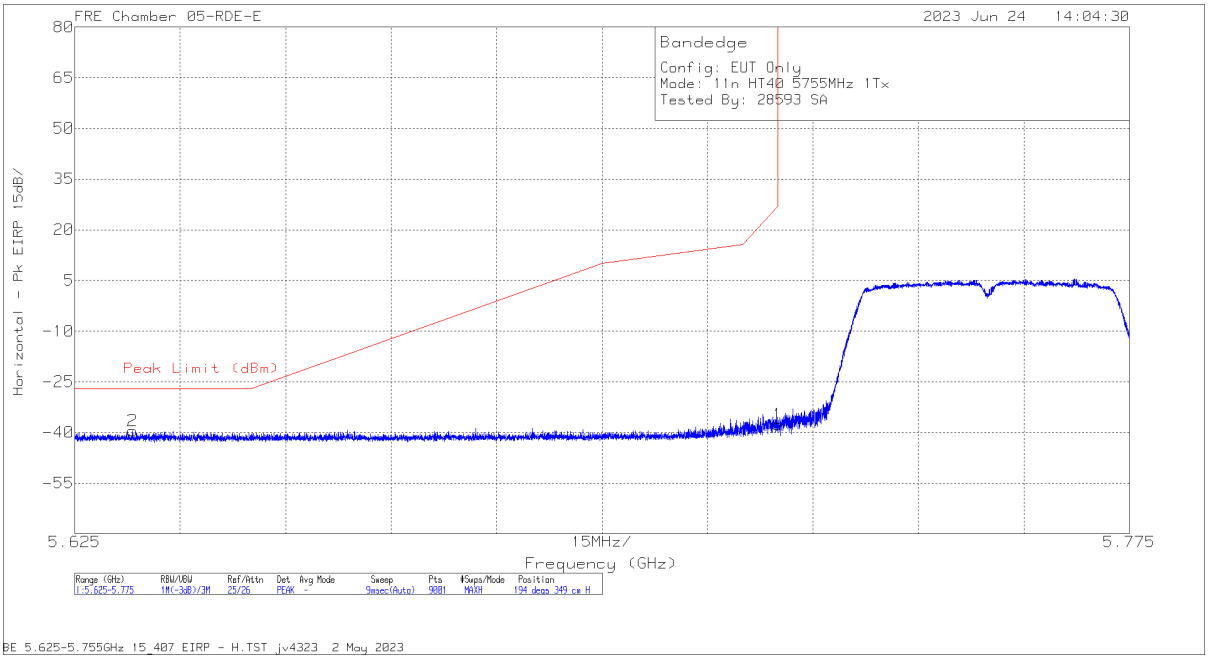

Marker	Frequency (GHz)	Meter Reading (dBm)	Det	226671 ACF (dB) 3mH	Conversion Factor (dB)	Gain/Loss (dB)	Corrected Reading EIRP	Peak Limit (dBm)	PK Margin (dB)	Azimuth (Degs)	Height (cm)	Polarity
2	5.633234	-47.83	Pk	34.6	11.8	-38.01	-39.44	-27	-12.44	194	349	H
1	5.725	-46.27	Pk	34.7	11.8	-37.78	-37.55	27	-64.55	194	349	H

Pk - Peak detector

UL VERIFICATION SERVICES
47173 Benicia Street, Fremont, CA 94538; USA TEL:(510) 319-4000 FAX:(510) 661-0888

This report shall not be reproduced except in full, without the written approval of UL VERIFICATION SERVICES

VERTICAL RESULT

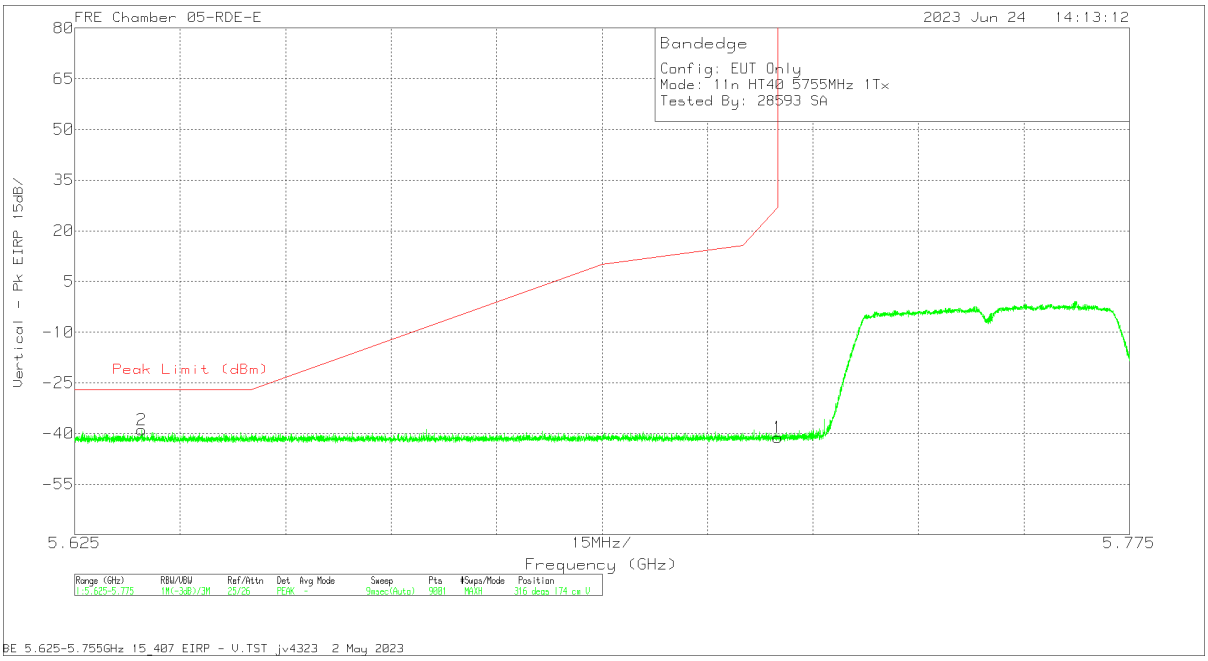

Marker	Frequency (GHz)	Meter Reading (dBm)	Det	226671 ACF (dB) 3mH	Conversion Factor (dB)	Gain/Loss (dB)	Corrected Reading EIRP	Peak Limit (dBm)	PK Margin (dB)	Azimuth (Degs)	Height (cm)	Polarity
2	5.6345	-47.26	Pk	34.6	11.8	-38.03	-38.89	-27	-11.89	316	174	V
1	5.725	-49.96	Pk	34.7	11.8	-37.78	-41.24	27	-68.24	316	174	V

Pk - Peak detector

UL VERIFICATION SERVICES
47173 Benicia Street, Fremont, CA 94538; USA TEL:(510) 319-4000 FAX:(510) 661-0888

This report shall not be reproduced except in full, without the written approval of UL VERIFICATION SERVICES

BANDEDGE (HIGH CHANNEL)

HORIZONTAL RESULT

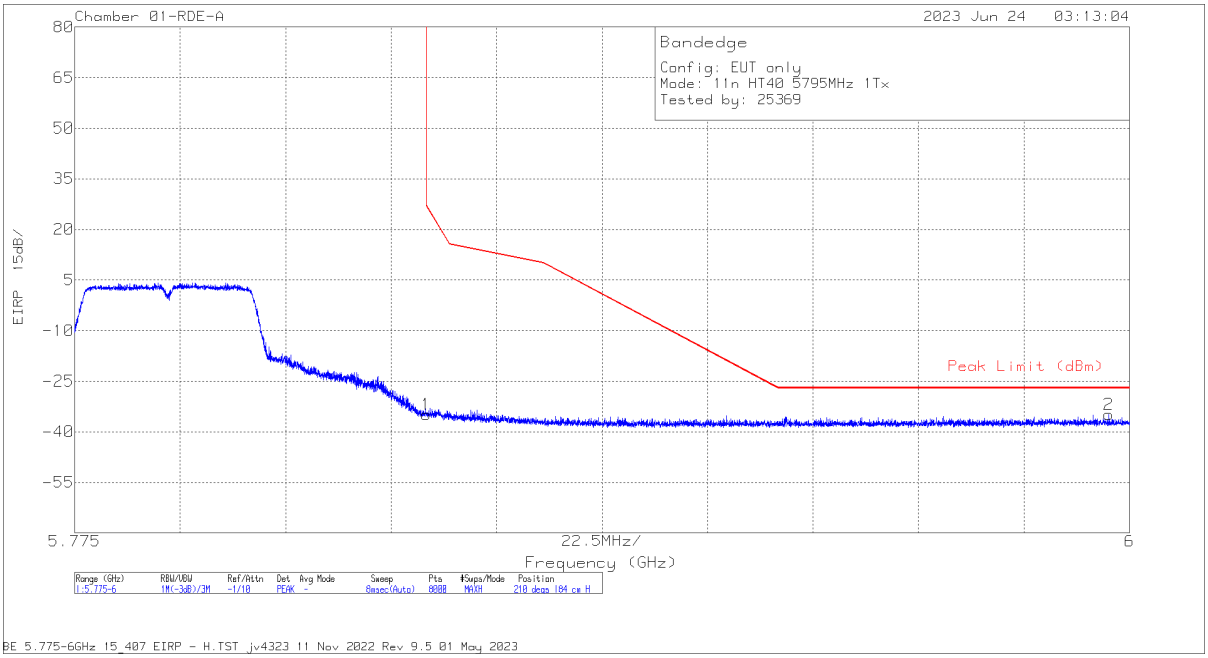

Marker	Frequency (GHz)	Meter Reading (dBm)	Det	81886 ACF (dB) 3mH	Conversion Factor (dB)	DCCF (dB)	Gain/Loss (dB)	Corrected Reading EIRP	Peak Limit (dBm)	PK Margin (dB)	Azimuth (Degs)	Height (cm)	Polarity
1	5.85	-68.82	Pk	34.9	11.8	0	-12.81	-34.93	27	-61.93	210	184	H
2	5.995644	-69.63	Pk	35.2	11.8	0	-12.2	-34.83	-27	-7.83	210	184	H

Pk - Peak detector

UL VERIFICATION SERVICES
47173 Benicia Street, Fremont, CA 94538; USA TEL:(510) 319-4000 FAX:(510) 661-0888
This report shall not be reproduced except in full, without the written approval of UL VERIFICATION SERVICES

VERTICAL RESULT

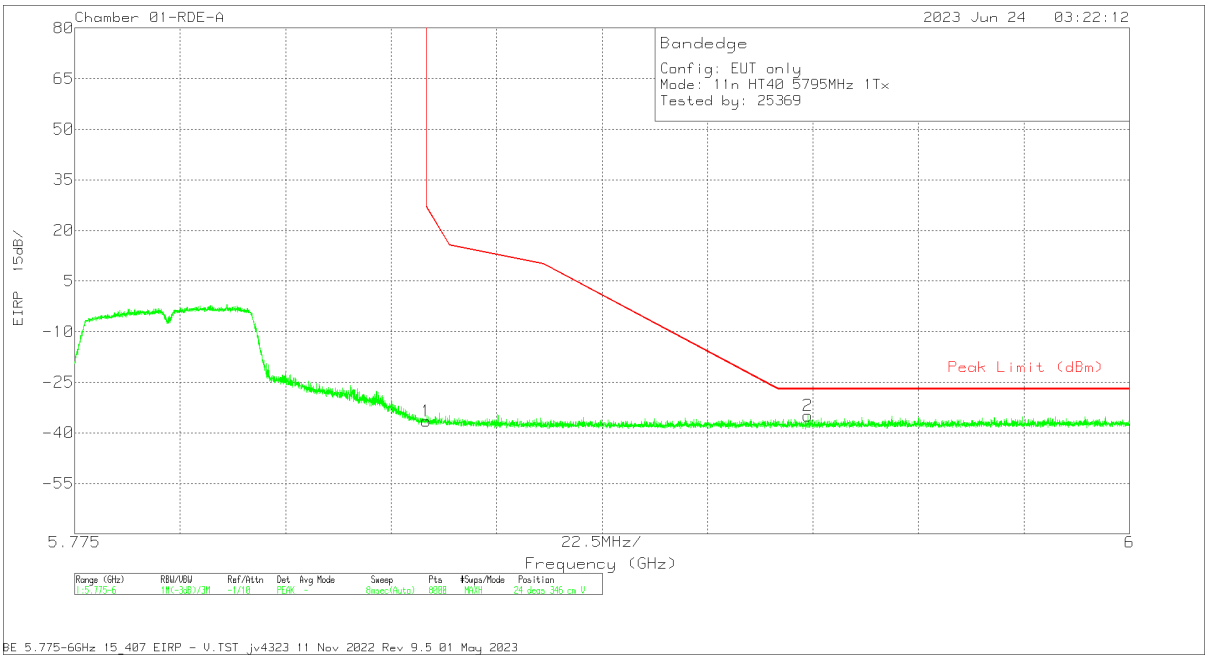

Marker	Frequency (GHz)	Meter Reading (dBm)	Det	81886 ACF (dB) 3mH	Conversion Factor (dB)	DCCF (dB)	Gain/Loss (dB)	Corrected Reading EIRP	Peak Limit (dBm)	PK Margin (dB)	Azimuth (Degs)	Height (cm)	Polarity
1	5.85	-70.4	Pk	34.9	11.8	0	-12.81	-36.51	27	-63.51	24	346	V
2	5.931425	-69.43	Pk	35.1	11.8	0	-12.4	-34.93	-27	-7.93	24	346	V

Pk - Peak detector

UL VERIFICATION SERVICES
47173 Benicia Street, Fremont, CA 94538; USA TEL:(510) 319-4000 FAX:(510) 661-0888

This report shall not be reproduced except in full, without the written approval of UL VERIFICATION SERVICES

2TX Antenna 6 + Antenna 5 CDD MODE

BANDEDGE (LOW CHANNEL)

HORIZONTAL RESULT

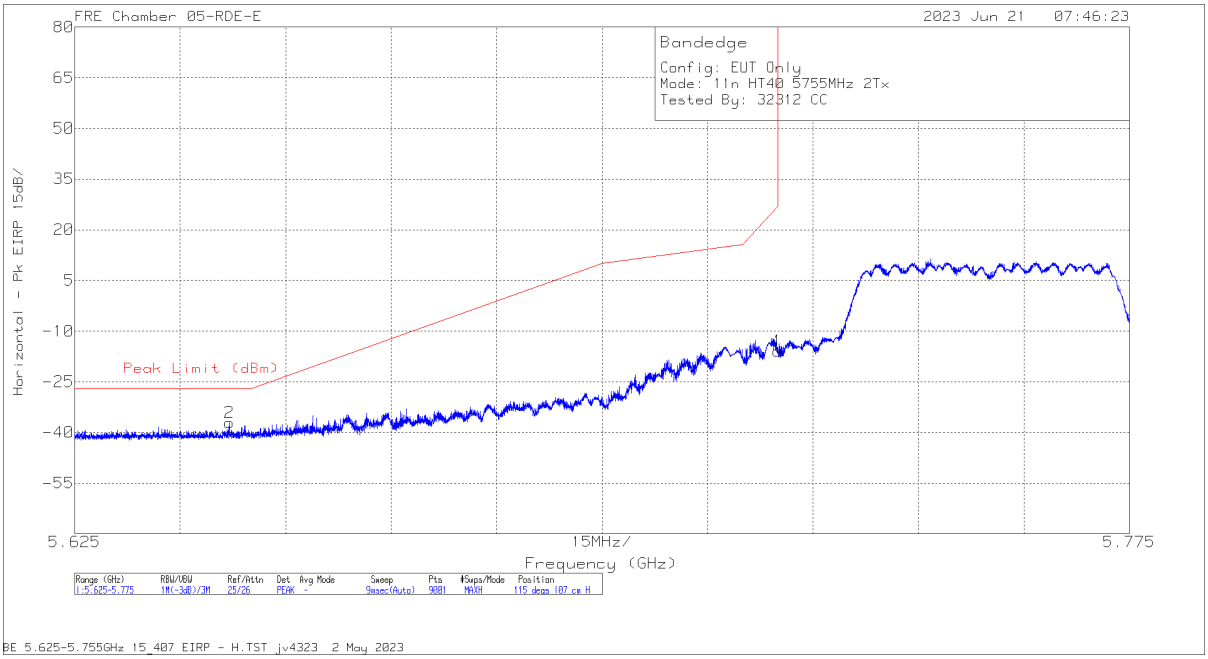

Marker	Frequency (GHz)	Meter Reading (dBm)	Det	226671 ACF (dB) 3mH	Conversion Factor (dB)	DCCF (dB)	Gain/Loss (dB)	Corrected Reading EIRP	Peak Limit (dBm)	PK Margin (dB)	Azimuth (Degs)	Height (cm)	Polarity
2	5.646967	-45.4	Pk	34.6	11.8	0	-38.01	-37.01	-27	-10.01	115	107	H
1	5.725	-24.7	Pk	34.7	11.8	0	-37.78	-15.98	27	-42.98	115	107	H

Pk - Peak detector

UL VERIFICATION SERVICES
47173 Benicia Street, Fremont, CA 94538; USA TEL:(510) 319-4000 FAX:(510) 661-0888

This report shall not be reproduced except in full, without the written approval of UL VERIFICATION SERVICES

VERTICAL RESULT

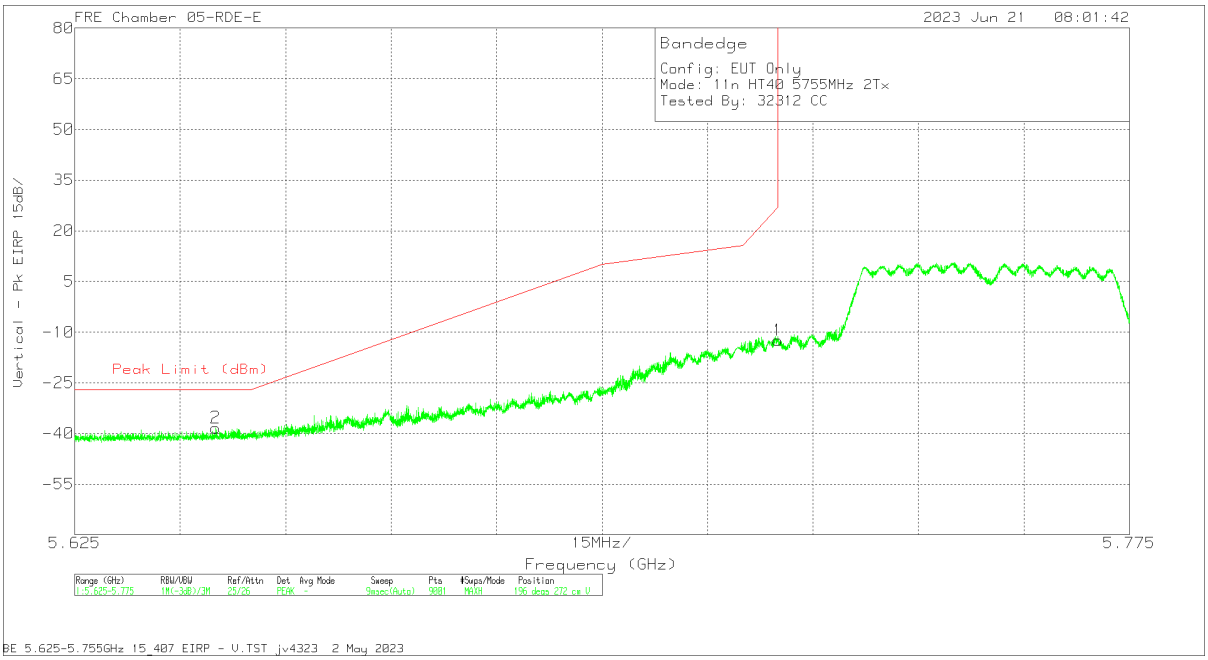

Marker	Frequency (GHz)	Meter Reading (dBm)	Det	226671 ACF (dB) 3mH	Conversion Factor (dB)	DCCF (dB)	Gain/Loss (dB)	Corrected Reading EIRP	Peak Limit (dBm)	PK Margin (dB)	Azimuth (Degs)	Height (cm)	Polarity
2	5.645017	-46.63	Pk	34.6	11.8	0	-38.05	-38.28	-27	-11.28	196	272	V
1	5.725	-21.1	Pk	34.7	11.8	0	-37.78	-12.38	27	-39.38	196	272	V

Pk - Peak detector

UL VERIFICATION SERVICES
47173 Benicia Street, Fremont, CA 94538; USA TEL:(510) 319-4000 FAX:(510) 661-0888

This report shall not be reproduced except in full, without the written approval of UL VERIFICATION SERVICES

BANDEDGE (HIGH CHANNEL)

HORIZONTAL RESULT

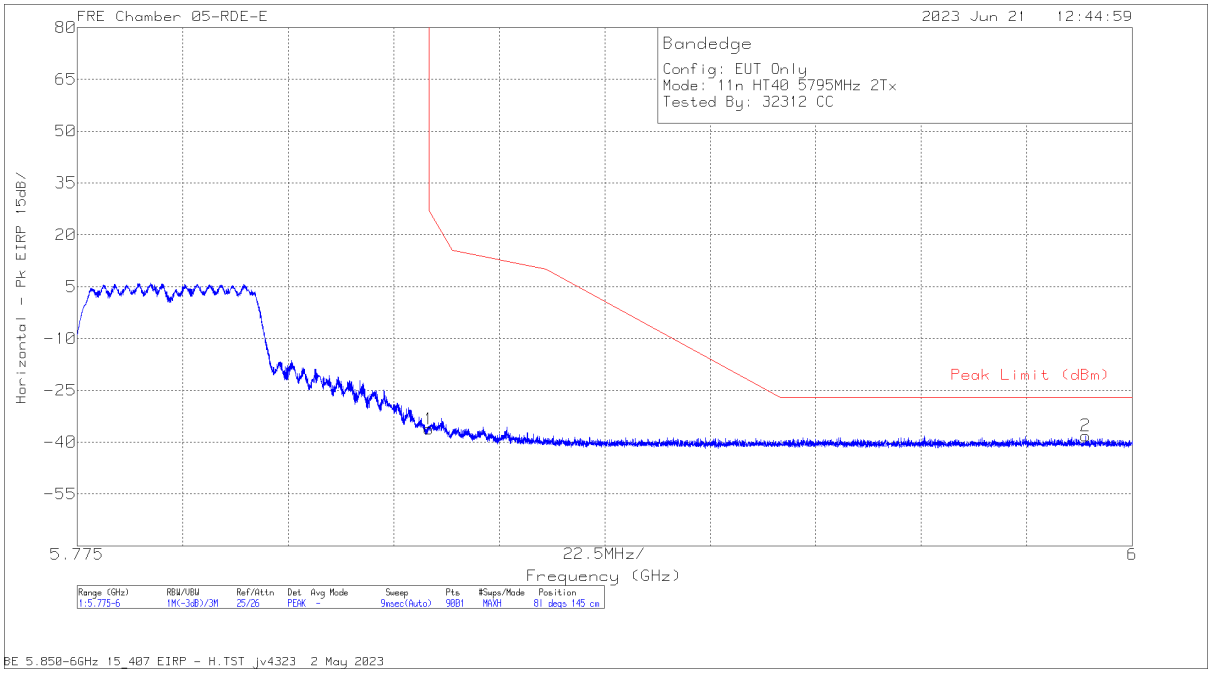

Marker	Frequency (GHz)	Meter Reading (dBm)	Det	226671 ACF (dB) 3mH	Conversion Factor (dB)	DCCF (dB)	Gain/Loss (dB)	Corrected Reading EIRP	Peak Limit (dBm)	PK Margin (dB)	Azimuth (Degs)	Height (cm)	Polarity
1	5.85	-45.55	Pk	34.9	11.8	0	-37.35	-36.2	27	-63.2	81	145	H
2	5.990025	-48.1	Pk	35.2	11.8	0	-37.03	-38.13	-27	-11.13	81	145	H

Pk - Peak detector

UL VERIFICATION SERVICES
47173 Benicia Street, Fremont, CA 94538; USA TEL:(510) 319-4000 FAX:(510) 661-0888
This report shall not be reproduced except in full, without the written approval of UL VERIFICATION SERVICES

VERTICAL RESULT

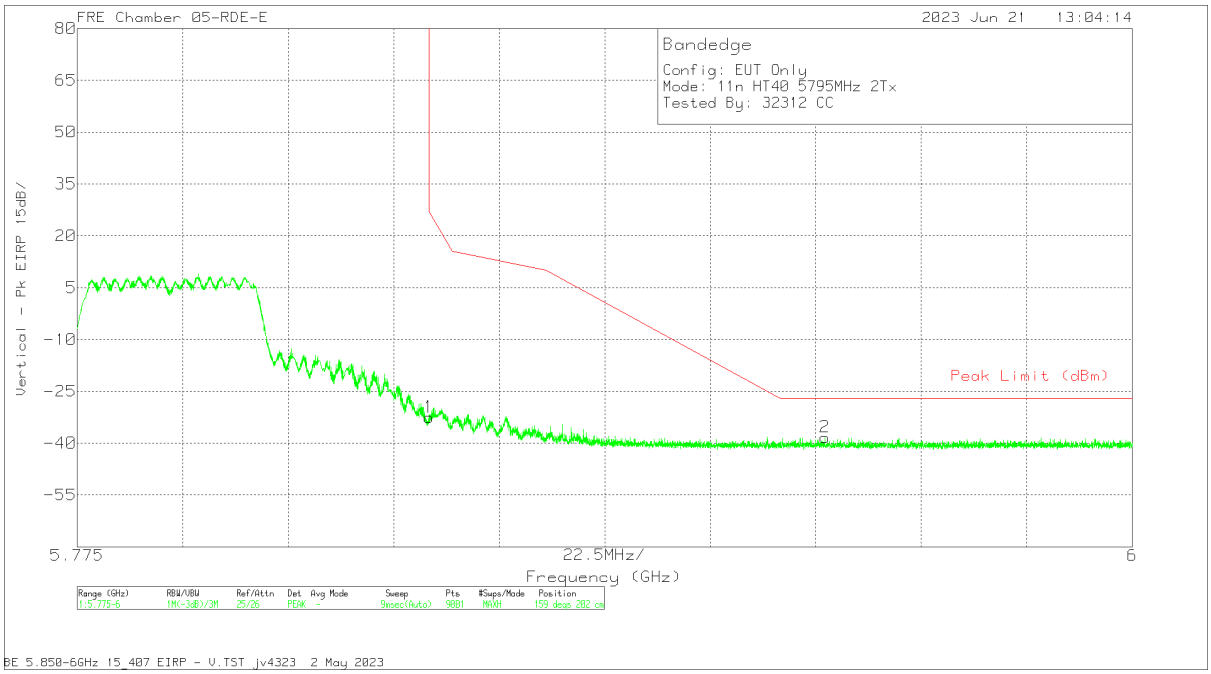

Marker	Frequency (GHz)	Meter Reading (dBm)	Det	226671 ACF (dB) 3mH	Conversion Factor (dB)	DCCF (dB)	Gain/Loss (dB)	Corrected Reading EIRP	Peak Limit (dBm)	PK Margin (dB)	Azimuth (Degs)	Height (cm)	Polarity
1	5.85	-41.87	Pk	34.9	11.8	0	-37.35	-32.52	27	-59.52	159	202	V
2	5.934425	-48.16	Pk	35.1	11.8	0	-37.02	-38.28	-27	-11.28	159	202	V

Pk - Peak detector

UL VERIFICATION SERVICES
47173 Benicia Street, Fremont, CA 94538; USA TEL:(510) 319-4000 FAX:(510) 661-0888

This report shall not be reproduced except in full, without the written approval of UL VERIFICATION SERVICES

1.1.59 5.8GHz Band HARMONICS AND SPURIOUS EMISSIONS, 2TX HT40

LOW CHANNEL RESULTS

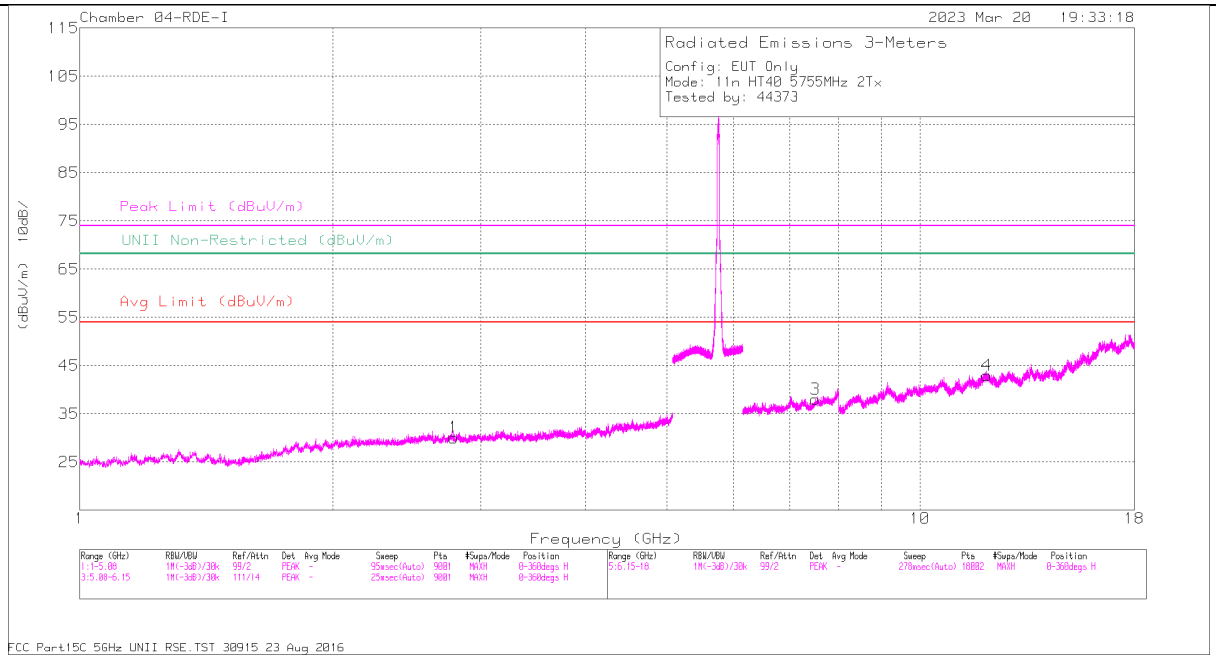

HORIZONTAL

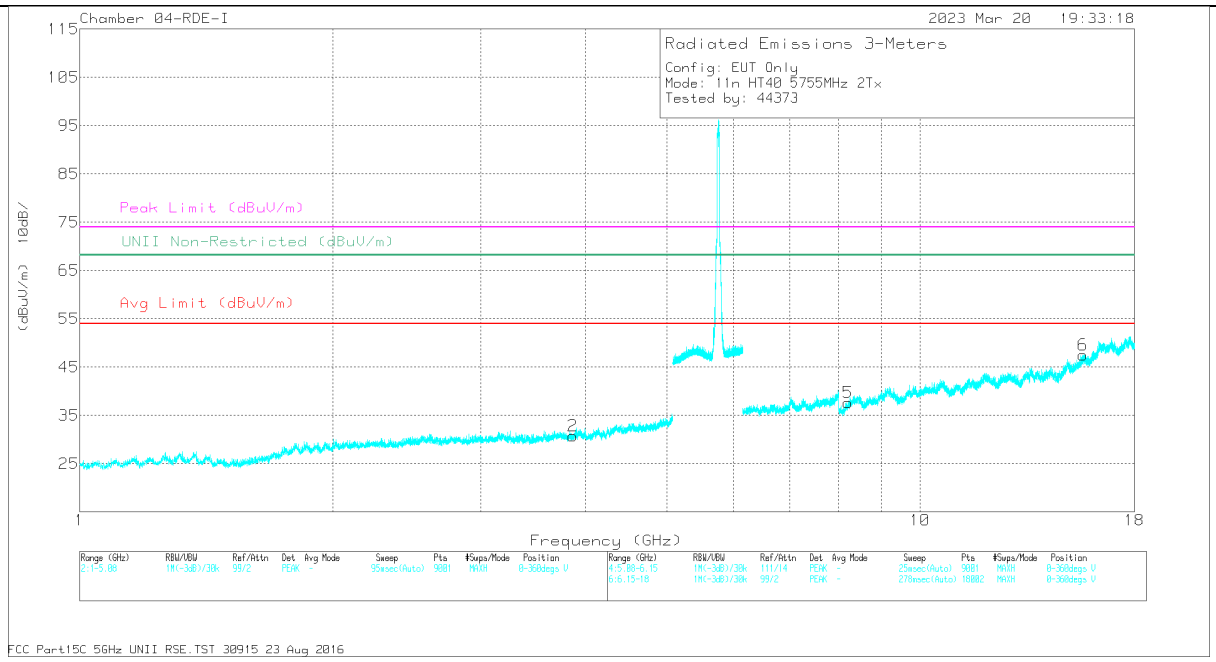

VERTICAL

UL VERIFICATION SERVICES
47173 Benicia Street, Fremont, CA 94538; USA TEL:(510) 319-4000 FAX:(510) 661-0888

This report shall not be reproduced except in full, without the written approval of UL VERIFICATION SERVICES

RADIATED EMISSIONS

Marker	Frequency (GHz)	Meter Reading (dBuV)	Det	84797 ACF (dB) - 3mH	Amp/Cbl /Fltr (dB)	Corrected Reading (dBuV/m)	Avg Limit (dBuV/m)	Margin (dB)	Peak Limit (dBuV/m)	PK Margin (dB)	Azimuth (Degs)	Height (cm)	Polarity
1	* 2.787039	38.96	PK-U	32.5	-30.4	41.06			74	-32.94	220	200	H
	* 2.787035	28.86	ADR	32.5	-30.4	30.96	54	-23.04			220	200	H
2	* 3.865065	37.82	PK-U	33.2	-29.2	41.82			74	-32.18	220	200	V
	* 3.865058	27.67	ADR	33.2	-29.2	31.67	54	-22.33			220	200	V
3	* 7.508725	33.99	PK-U	35.6	-20.6	48.99			74	-25.01	220	200	H
	* 7.508720	23.79	ADR	35.6	-20.6	38.79	54	-15.21			220	200	H
4	* 12.011476	32.92	PK-U	38.6	-18.2	53.32			74	-20.68	220	200	H
	* 12.011475	22.77	ADR	38.6	-18.2	43.17	54	-10.83			220	200	H
5	* 8.215736	32.56	PK-U	35.9	-20	48.46			74	-25.54	220	200	V
	* 8.215730	22.36	ADR	35.9	-20	38.26	54	-15.74			220	200	V
6	* 15.643959	31.81	PK-U	41.2	-16.1	56.91			74	-17.09	220	200	V
	* 15.643950	20.93	ADR	41.2	-16.1	46.03	54	-7.97			220	200	V

* - indicates frequency in CFR47 Pt 15 / IC RSS-Restricted Band
PK-U - U-NII: Maximum Peak
ADR - U-NII AD primary method, RMS average

UL VERIFICATION SERVICES
47173 Benicia Street, Fremont, CA 94538; USA TEL:(510) 319-4000 FAX:(510) 661-0888
This report shall not be reproduced except in full, without the written approval of UL VERIFICATION SERVICES

HIGH CHANNEL RESULTS

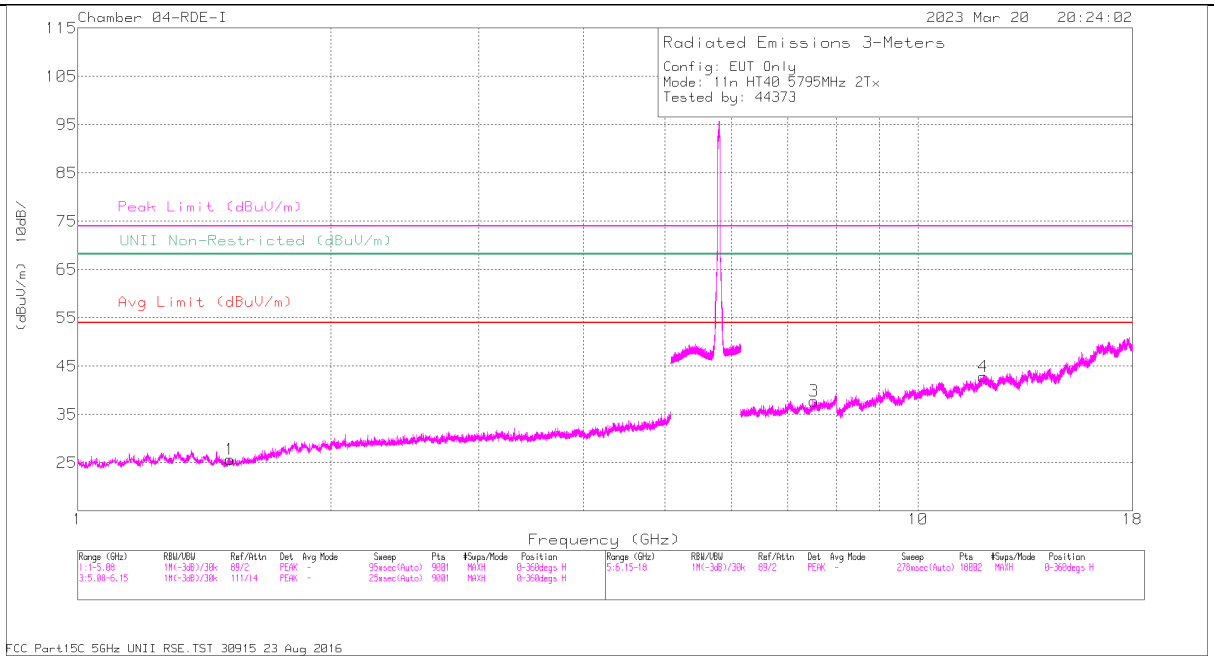

HORIZONTAL

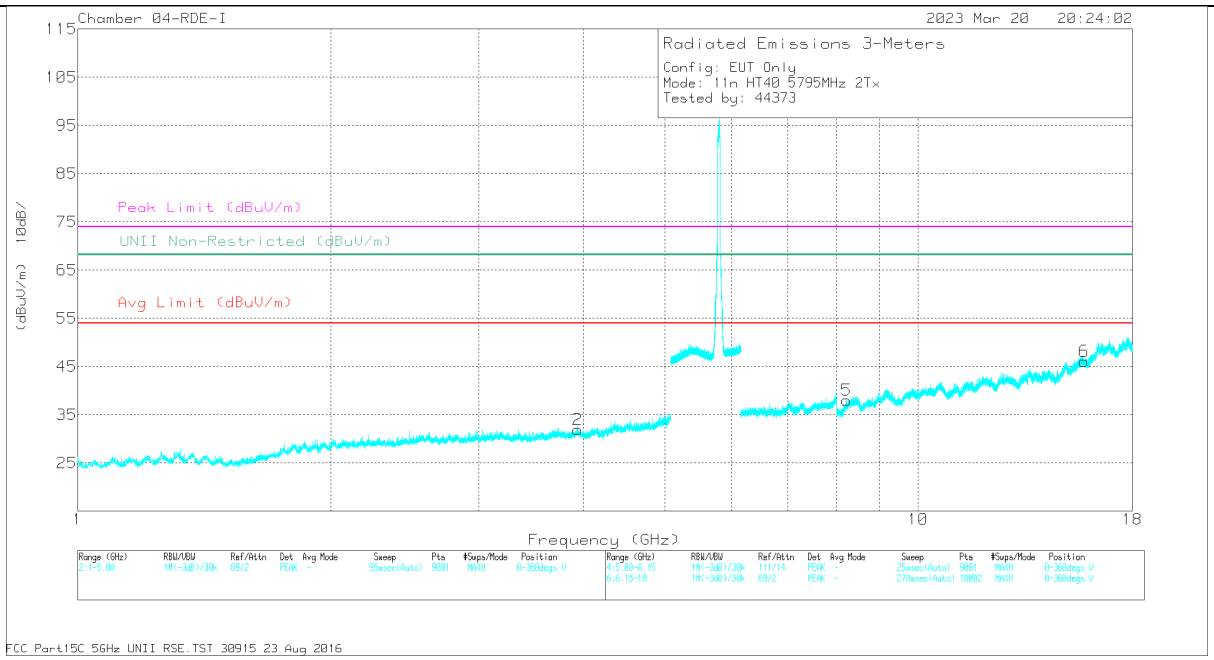

VERTICAL

UL VERIFICATION SERVICES
47173 Benicia Street, Fremont, CA 94538; USA TEL:(510) 319-4000 FAX:(510) 661-0888

This report shall not be reproduced except in full, without the written approval of UL VERIFICATION SERVICES

RADIATED EMISSIONS

Marker	Frequency (GHz)	Meter Reading (dBuV)	Det	84797 ACF (dB) - 3mH	Amp/Cbl/Fltr (dB)	Corrected Reading (dBuV/m)	Avg Limit (dBuV/m)	Margin (dB)	Peak Limit (dBuV/m)	PK Margin (dB)	Azimuth (Degs)	Height (cm)	Polarity
1	* 1.514923	41.05	PK-U	27.6	-32.8	35.85	-	-	74	-38.15	0	101	H
	* 1.517248	29.33	ADR	27.6	-32.6	24.33	54	-29.67	-	-	0	101	H
2	* 3.936867	37.36	PK-U	33.2	-28.6	41.96	-	-	74	-32.04	0	101	V
	* 3.93647	25.68	ADR	33.2	-28.6	30.28	54	-23.72	-	-	0	101	V
3	* 7.522237	32.22	PK-U	35.7	-20.6	47.32	-	-	74	-26.68	0	200	H
	* 7.523661	20.9	ADR	35.7	-20.6	36	54	-18	-	-	0	200	H
4	* 11.951939	31.78	PK-U	38.6	-17.8	52.58	-	-	74	-21.42	0	101	H
	* 11.951005	20.57	ADR	38.6	-17.9	41.27	54	-12.73	-	-	0	101	H
5	* 8.227504	31.89	PK-U	35.9	-20.2	47.59	-	-	74	-26.41	0	101	V
	* 8.226822	20.22	ADR	35.9	-20.3	35.82	54	-18.18	-	-	0	101	V
6	* 15.762679	31.7	PK-U	41.3	-16.6	56.4	-	-	74	-17.6	0	101	V
	* 15.761058	19.93	ADR	41.3	-16.6	44.63	54	-9.37	-	-	0	101	V

* - indicates frequency in CFR47 Pt 15 / IC RSS-Restricted Band
PK-U - U-NII: Maximum Peak
ADR - U-NII AD primary method, RMS average

UL VERIFICATION SERVICES
47173 Benicia Street, Fremont, CA 94538; USA TEL:(510) 319-4000 FAX:(510) 661-0888
This report shall not be reproduced except in full, without the written approval of UL VERIFICATION SERVICES

1.1.60 TX ABOVE 1 GHz 802.11ac VHT80 MODE IN THE 5.8 GHz BAND

1TX Antenna 6

BANDEDGE (CHANNEL 155 LOW EDGE)

HORIZONTAL RESULT

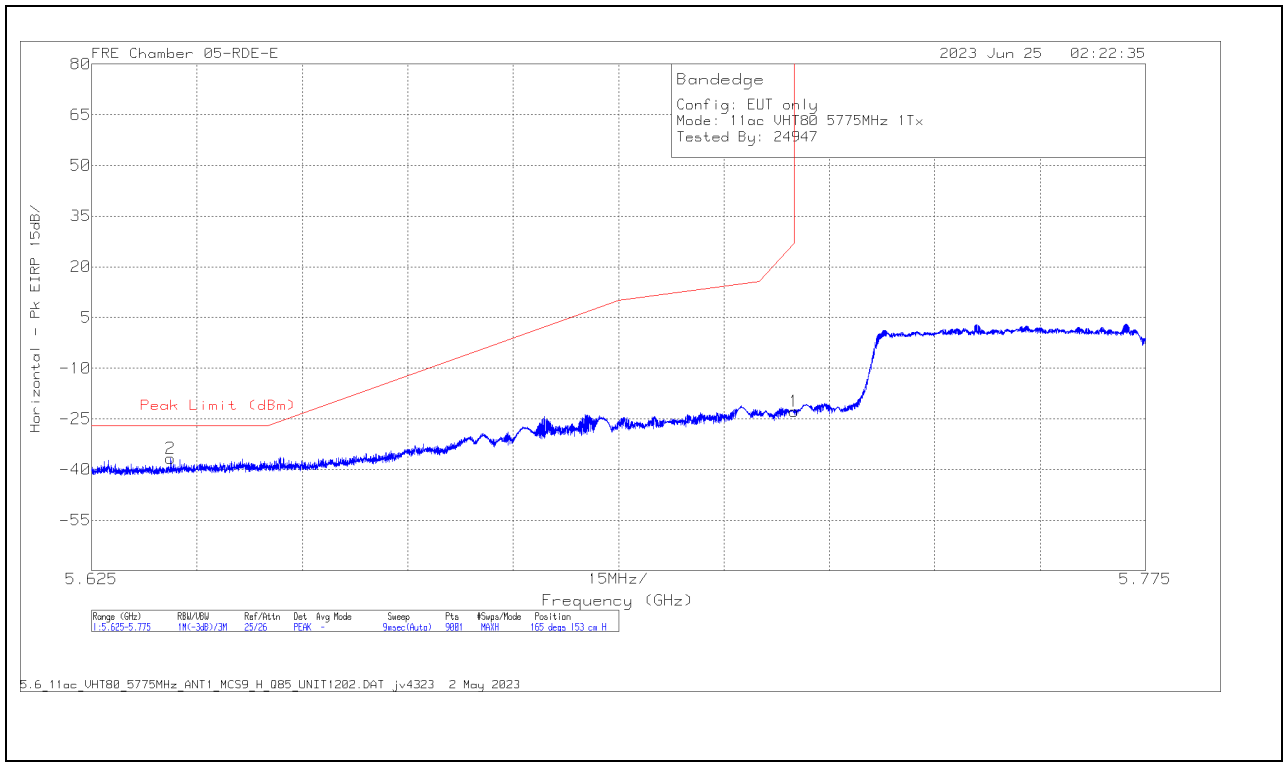

Marker	Frequency (GHz)	Meter Reading (dBm)	Det	226671 ACF (dB) 3mH	Conversion Factor (dB)	DCCF (dB)	Gain/Loss (dB)	Corrected Reading EIRP	Peak Limit (dBm)	PK Margin (dB)	Azimuth (Degs)	Height (cm)	Polarity
2	5.63625	-45.04	Pk	34.6	11.8	0	-38.03	-36.67	-27	-9.67	165	153	H
1	5.725	-31.48	Pk	34.7	11.8	0	-37.78	-22.76	27	-49.76	165	153	H

Pk - Peak detector

UL VERIFICATION SERVICES
47173 Benicia Street, Fremont, CA 94538; USA TEL:(510) 319-4000 FAX:(510) 661-0888

This report shall not be reproduced except in full, without the written approval of UL VERIFICATION SERVICES

VERTICAL RESULT

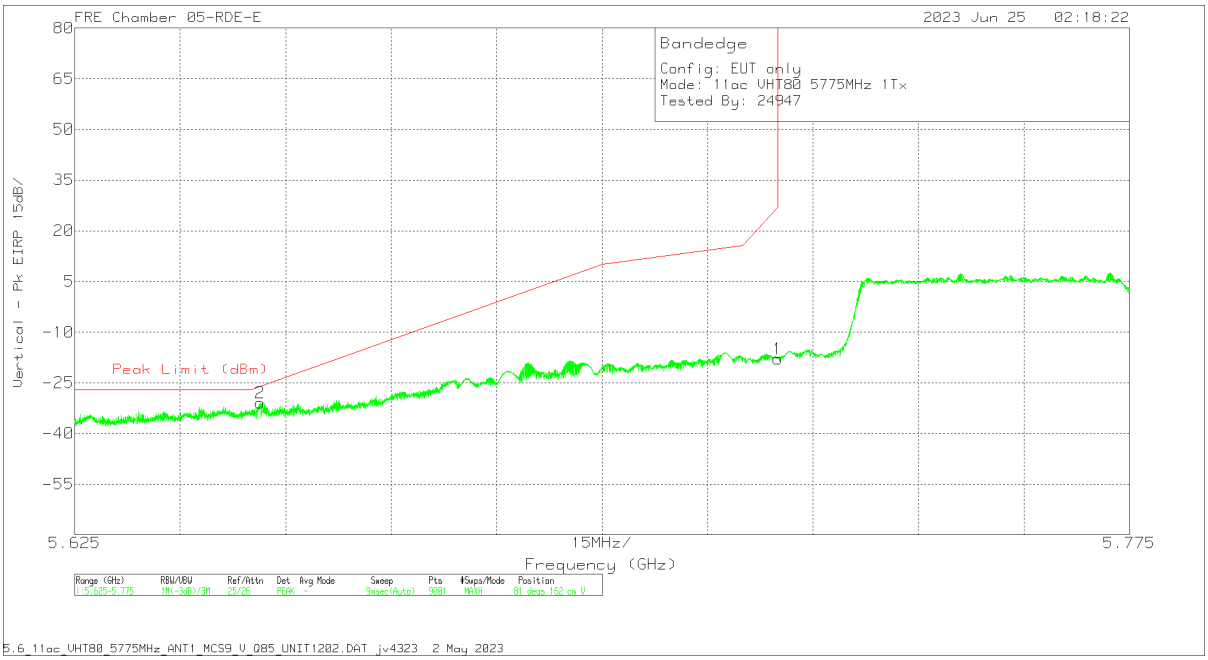

Marker	Frequency (GHz)	Meter Reading (dBm)	Det	226671 ACF (dB) 3mH	Conversion Factor (dB)	DCCF (dB)	Gain/Loss (dB)	Corrected Reading EIRP	Peak Limit (dBm)	PK Margin (dB)	Azimuth (Degs)	Height (cm)	Polarity
2	5.651401	-39.42	Pk	34.6	11.8	0	-38	-31.02	-25.96	-5.06	81	162	V
1	5.725	-26.75	Pk	34.7	11.8	0	-37.78	-18.03	27	-45.03	81	162	V

Pk - Peak detector

UL VERIFICATION SERVICES
47173 Benicia Street, Fremont, CA 94538; USA TEL:(510) 319-4000 FAX:(510) 661-0888

This report shall not be reproduced except in full, without the written approval of UL VERIFICATION SERVICES

BANDEDGE (CHANNEL 155 HIGH EDGE)

HORIZONTAL RESULT

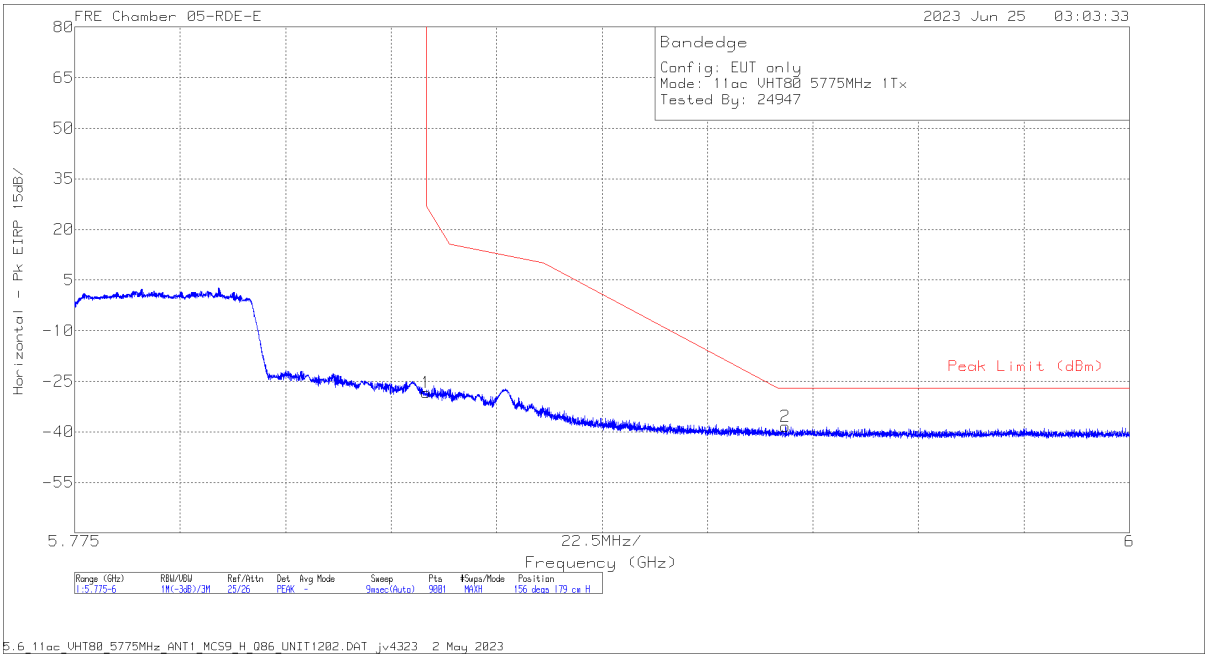

Marker	Frequency (GHz)	Meter Reading (dBm)	Det	226671 ACF (dB) 3mH	Conversion Factor (dB)	DCCF (dB)	Gain/Loss (dB)	Corrected Reading EIRP	Peak Limit (dBm)	PK Margin (dB)	Azimuth (Degs)	Height (cm)	Polarity
1	5.85	-37.62	Pk	34.9	11.8	0	-37.35	-28.27	27	-55.27	156	179	H
2	5.92665	-48.11	Pk	35.1	11.8	0	-37.11	-38.32	-27	-11.32	156	179	H

Pk - Peak detector

UL VERIFICATION SERVICES
47173 Benicia Street, Fremont, CA 94538; USA TEL:(510) 319-4000 FAX:(510) 661-0888

This report shall not be reproduced except in full, without the written approval of UL VERIFICATION SERVICES

VERTICAL RESULT

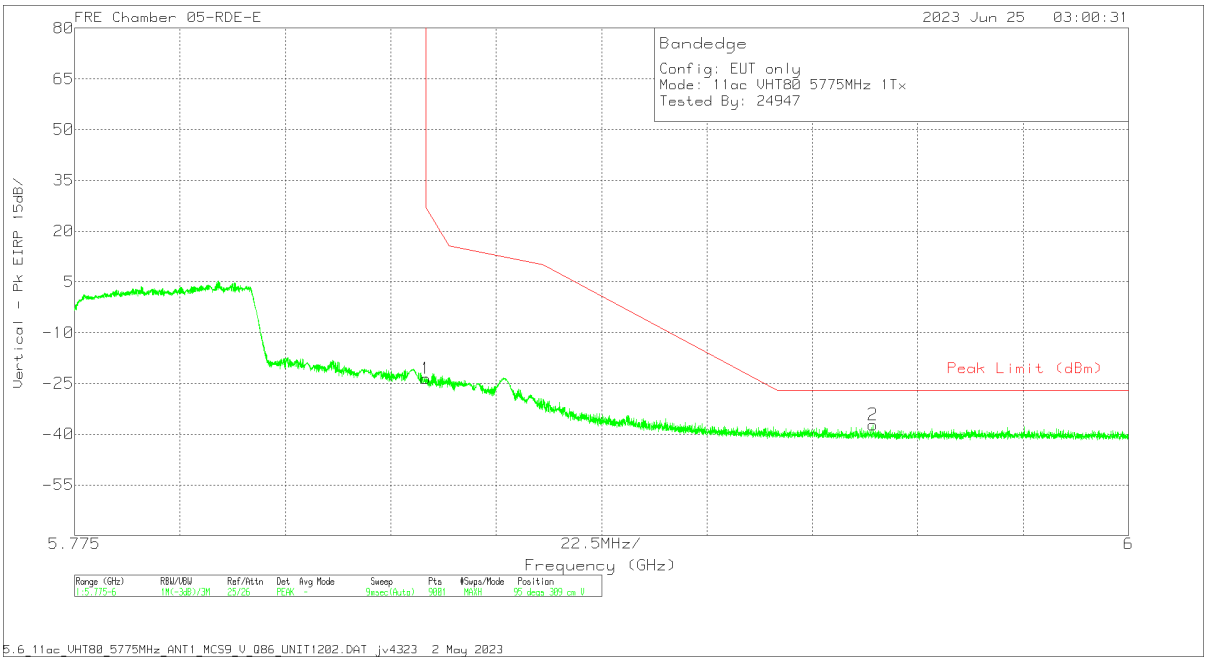

Marker	Frequency (GHz)	Meter Reading (dBm)	Det	226671 ACF (dB) 3mH	Conversion Factor (dB)	DCCF (dB)	Gain/Loss (dB)	Corrected Reading EIRP	Peak Limit (dBm)	PK Margin (dB)	Azimuth (Degs)	Height (cm)	Polarity
1	5.85	-32.8	Pk	34.9	11.8	0	-37.35	-23.45	27	-50.45	95	309	V
2	5.945475	-47.02	Pk	35.1	11.8	0	-37.05	-37.17	-27	-10.17	95	309	V

Pk - Peak detector

UL VERIFICATION SERVICES
47173 Benicia Street, Fremont, CA 94538; USA TEL:(510) 319-4000 FAX:(510) 661-0888

This report shall not be reproduced except in full, without the written approval of UL VERIFICATION SERVICES

1TX Antenna 5

BANDEDGE (CHANNEL 155 LOW EDGE)

HORIZONTAL RESULT

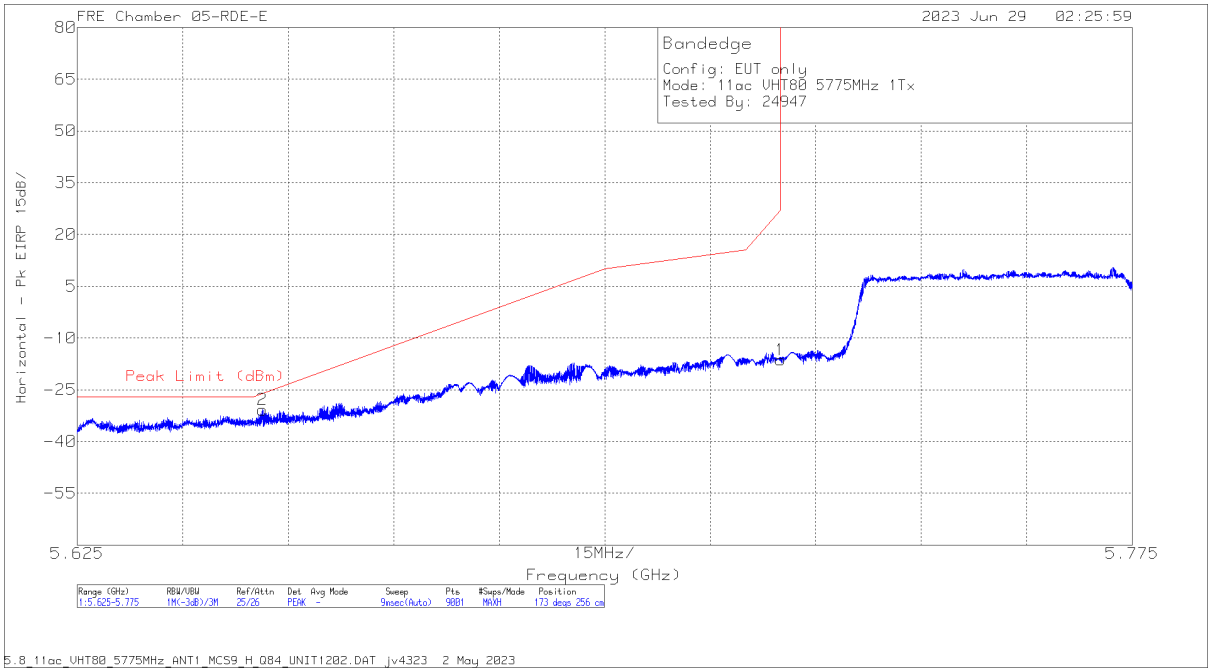

Marker	Frequency (GHz)	Meter Reading (dBm)	Det	226671 ACF (dB) 3mH	Conversion Factor (dB)	DCCF (dB)	Gain/Loss (dB)	Corrected Reading EIRP	Peak Limit (dBm)	PK Margin (dB)	Azimuth (Degs)	Height (cm)	Polarity
2	5.651351	-39.18	Pk	34.6	11.8	0	-38	-30.78	-26	-4.78	173	256	H
1	5.725	-25.1	Pk	34.7	11.8	0	-37.78	-16.38	27	-43.38	173	256	H

Pk - Peak detector

UL VERIFICATION SERVICES
47173 Benicia Street, Fremont, CA 94538; USA TEL:(510) 319-4000 FAX:(510) 661-0888

This report shall not be reproduced except in full, without the written approval of UL VERIFICATION SERVICES

VERTICAL RESULT

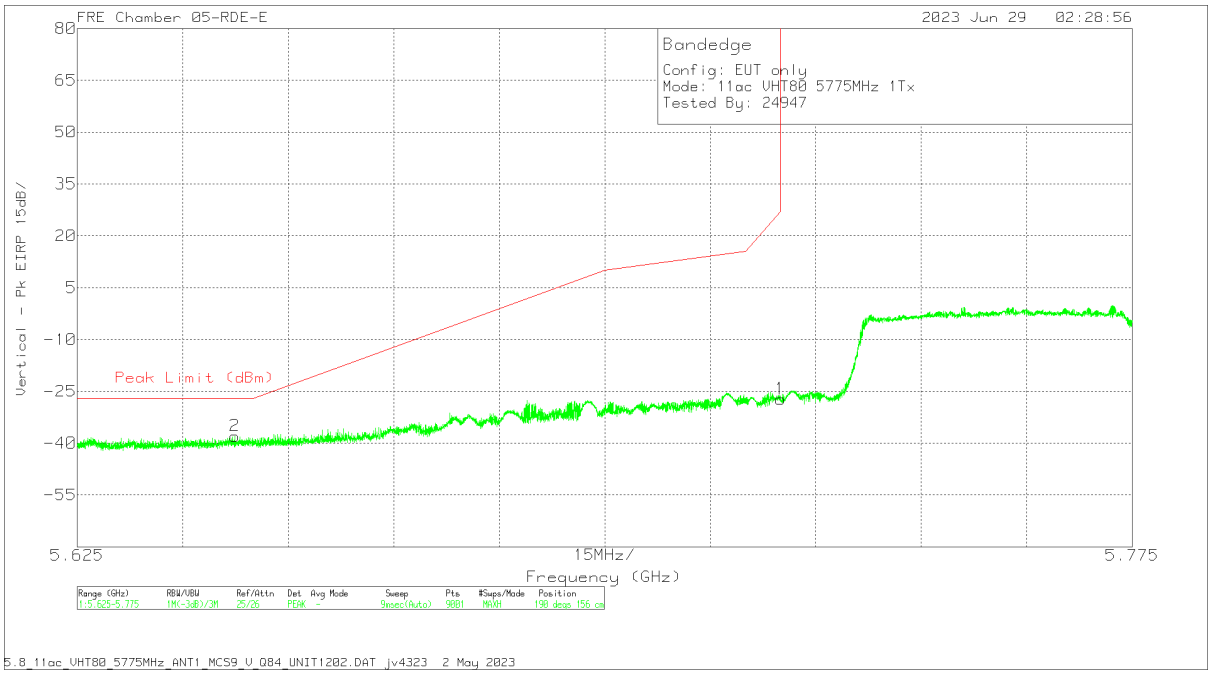

Marker	Frequency (GHz)	Meter Reading (dBm)	Det	226671 ACF (dB) 3mH	Conversion Factor (dB)	DCCF (dB)	Gain/Loss (dB)	Corrected Reading EIRP	Peak Limit (dBm)	PK Margin (dB)	Azimuth (Degs)	Height (cm)	Polarity
2	5.647417	-46.3	Pk	34.6	11.8	0	-38.01	-37.91	-27	-10.91	190	156	V
1	5.725	-35.94	Pk	34.7	11.8	0	-37.78	-27.22	27	-54.22	190	156	V

Pk - Peak detector

UL VERIFICATION SERVICES
47173 Benicia Street, Fremont, CA 94538; USA TEL:(510) 319-4000 FAX:(510) 661-0888

This report shall not be reproduced except in full, without the written approval of UL VERIFICATION SERVICES

BANDEDGE (CHANNEL 155 HIGH EDGE)

HORIZONTAL RESULT

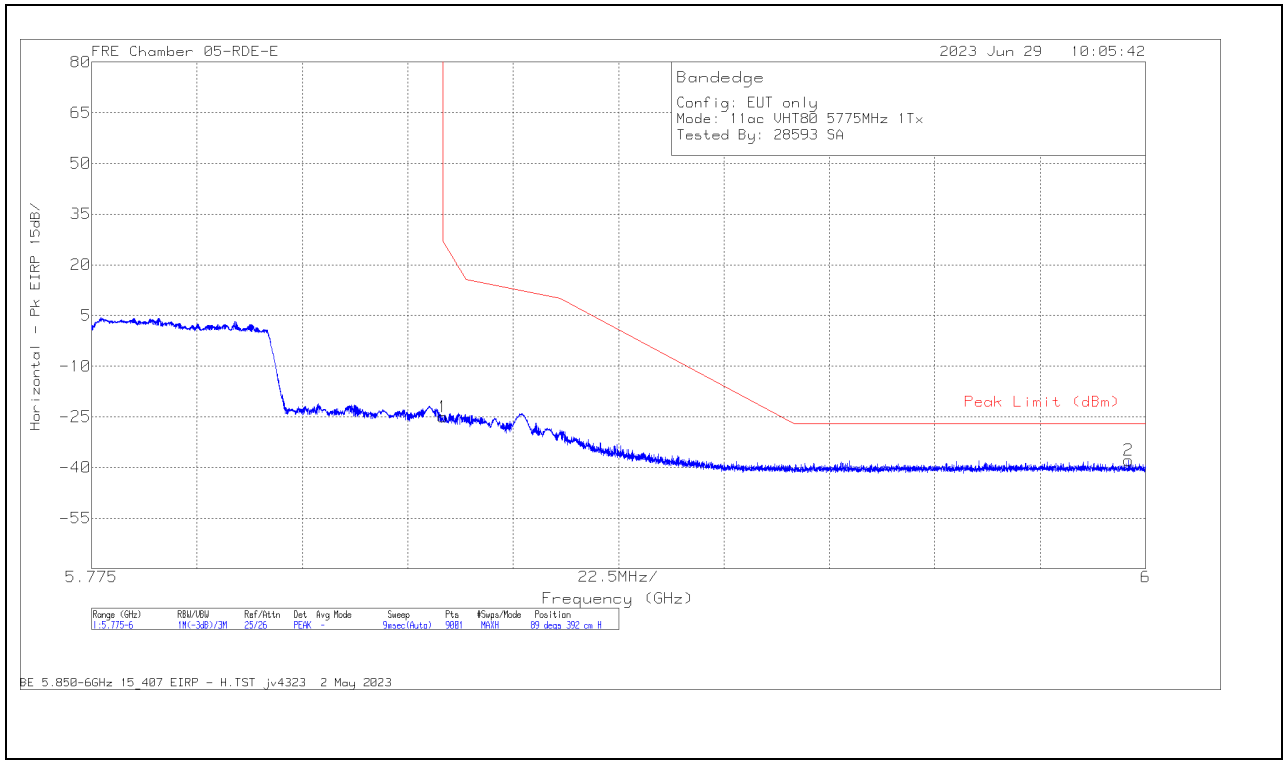

Marker	Frequency (GHz)	Meter Reading (dBm)	Det	226671 ACF (dB) 3mH	Conversion Factor (dB)	DCCF (dB)	Gain/Loss (dB)	Corrected Reading EIRP	Peak Limit (dBm)	PK Margin (dB)	Azimuth (Degs)	Height (cm)	Polarity
1	5.85	-34.4	Pk	34.9	11.8	0	-37.35	-25.05	27	-52.05	89	392	H
2	5.996375	-47.84	Pk	35.2	11.8	0	-37.06	-37.9	-27	-10.9	89	392	H

Pk - Peak detector

UL VERIFICATION SERVICES
47173 Benicia Street, Fremont, CA 94538; USA TEL:(510) 319-4000 FAX:(510) 661-0888
This report shall not be reproduced except in full, without the written approval of UL VERIFICATION SERVICES

VERTICAL RESULT

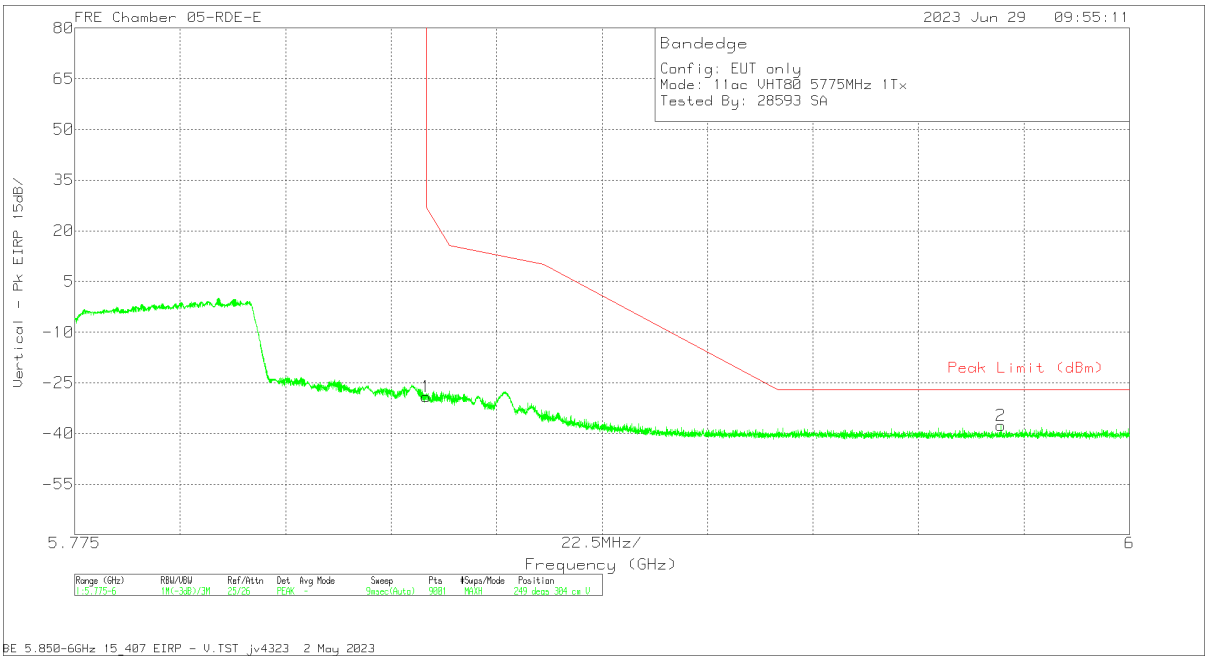

Marker	Frequency (GHz)	Meter Reading (dBm)	Det	226671 ACF (dB) 3mH	Conversion Factor (dB)	DCCF (dB)	Gain/Loss (dB)	Corrected Reading EIRP	Peak Limit (dBm)	PK Margin (dB)	Azimuth (Degs)	Height (cm)	Polarity
1	5.85	-38.4	Pk	34.9	11.8	0	-37.35	-29.05	27	-56.05	249	304	V
2	5.97255	-47.69	Pk	35.2	11.8	0	-37.02	-37.71	-27	-10.71	249	304	V

Pk - Peak detector

UL VERIFICATION SERVICES
47173 Benicia Street, Fremont, CA 94538; USA TEL:(510) 319-4000 FAX:(510) 661-0888

This report shall not be reproduced except in full, without the written approval of UL VERIFICATION SERVICES

2TX Antenna 6 + Antenna 5 CDD MODE

BANDEDGE (CHANNEL 155 LOW EDGE)

HORIZONTAL RESULT

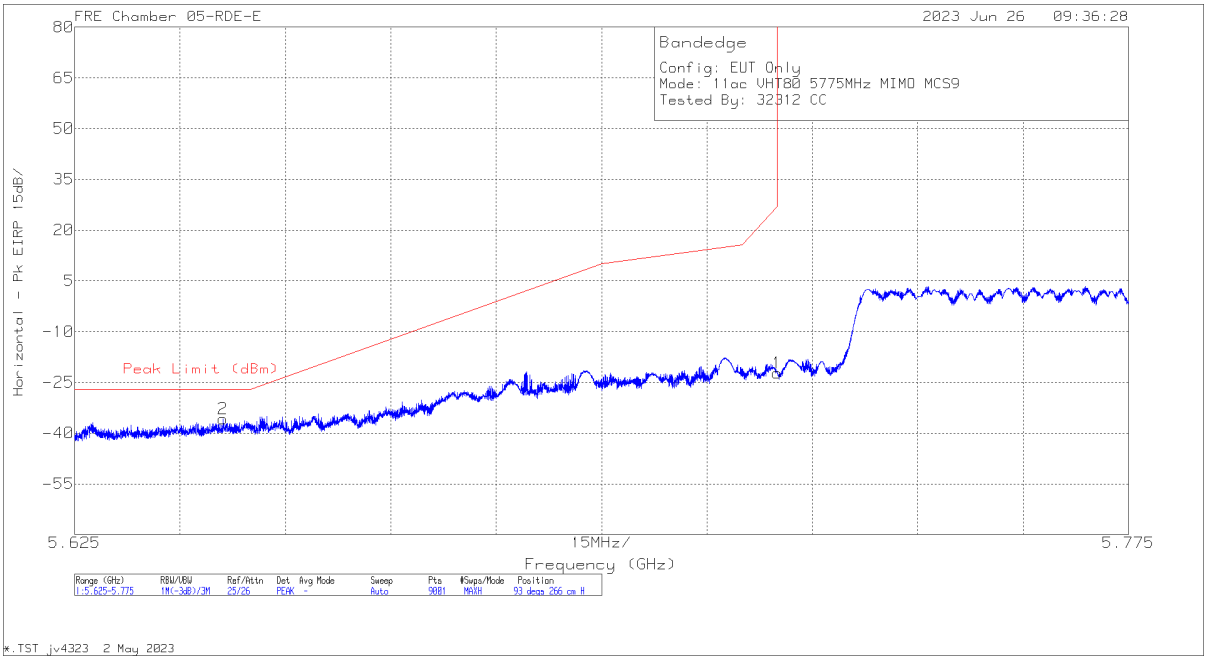

Marker	Frequency(GHz)	MeterReading(dBm)	Det	226671 ACF (dB) 3mH	Conversion Factor (dB)	DCCF (dB)	Gain/Loss (dB)	Corrected ReadingEIRP	Peak Limit (dBm)	PK Margin(dB)	Azimuth(Degs)	Height(cm)	Polarity
2	5.646117	-44.16	Pk	34.6	11.8	0	-38.03	-35.79	-27	-8.79	93	266	H
1	5.725	-30.97	Pk	34.7	11.8	0	-37.78	-22.25	27	-49.25	93	266	H

Pk - Peak detector

UL VERIFICATION SERVICES
47173 Benicia Street, Fremont, CA 94538; USA TEL:(510) 319-4000 FAX:(510) 661-0888
This report shall not be reproduced except in full, without the written approval of UL VERIFICATION SERVICES

VERTICAL RESULT

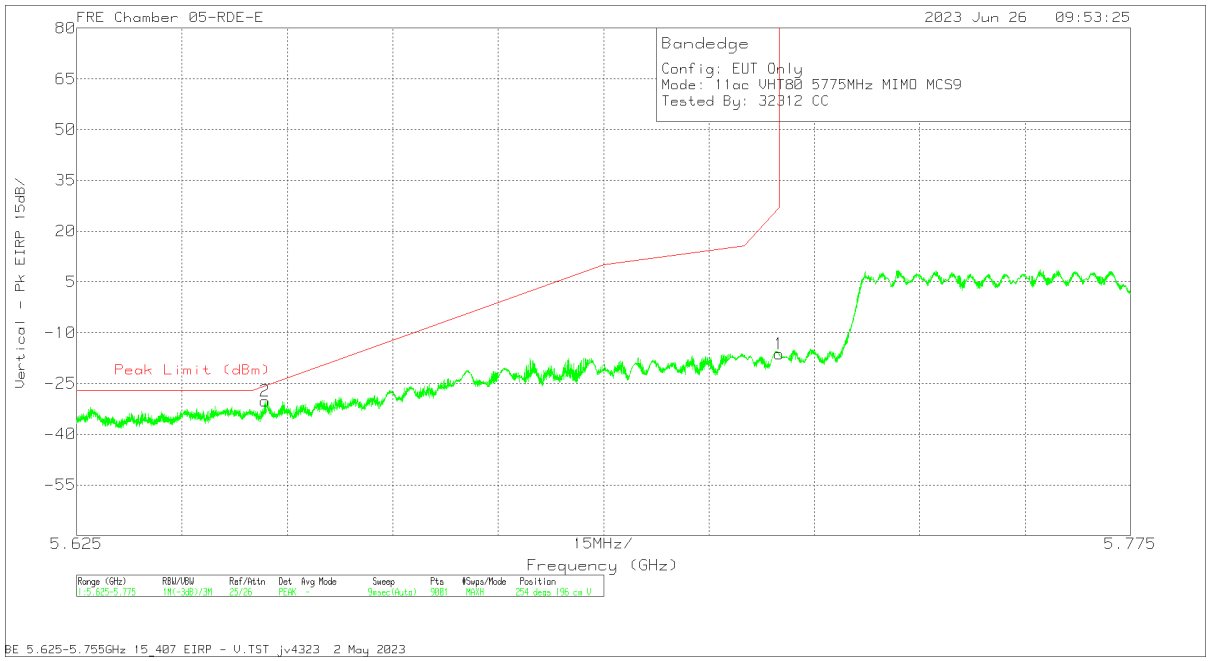

Marker	Frequency (GHz)	Meter Reading (dBm)	Det	226671 ACF (dB) 3mH	Conversion Factor (dB)	DCCF (dB)	Gain/Loss (dB)	Corrected Reading EIRP	Peak Limit (dBm)	PK Margin (dB)	Azimuth (Degs)	Height (cm)	Polarity
2	5.651834	-38.68	Pk	34.6	11.8	0	-37.99	-30.27	-25.64	-4.63	254	196	V
1	5.725	-25.01	Pk	34.7	11.8	0	-37.78	-16.29	27	-43.29	254	196	V

Pk - Peak detector

UL VERIFICATION SERVICES
47173 Benicia Street, Fremont, CA 94538; USA TEL:(510) 319-4000 FAX:(510) 661-0888

This report shall not be reproduced except in full, without the written approval of UL VERIFICATION SERVICES

BANDEDGE (CHANNEL 155 HIGH EDGE)

HORIZONTAL RESULT

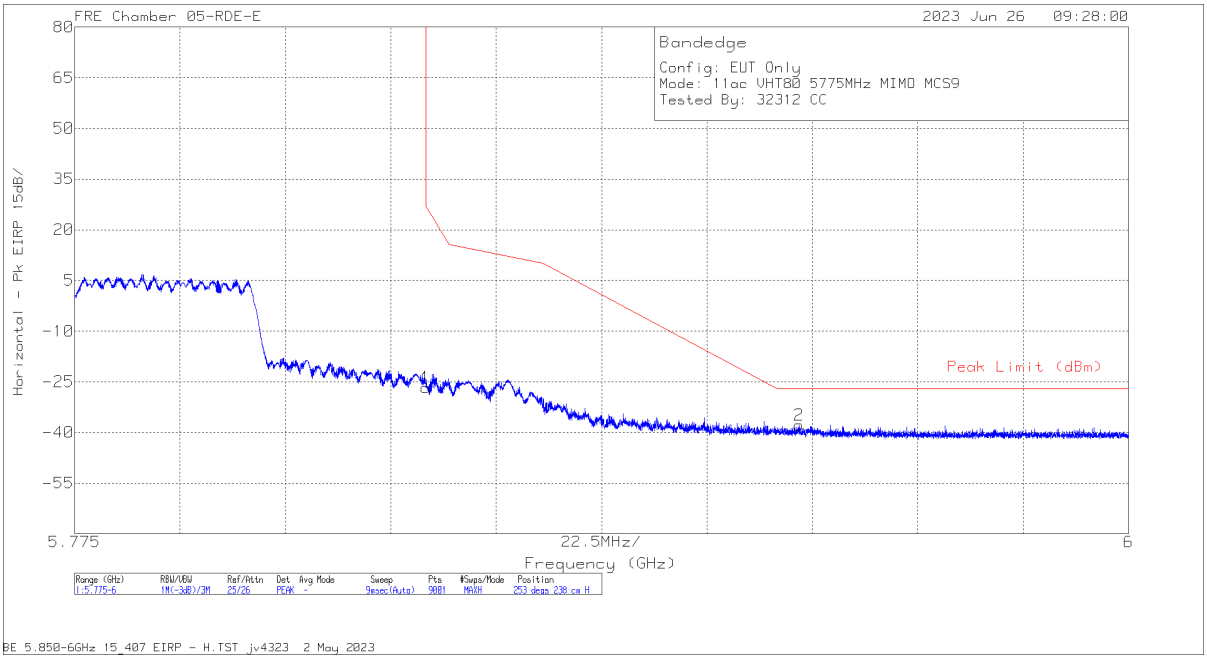

Marker	Frequency (GHz)	Meter Reading (dBm)	Det	226671 ACF (dB) 3mH	Conversion Factor (dB)	DCCF (dB)	Gain/Loss (dB)	Corrected Reading EIRP	Peak Limit (dBm)	PK Margin (dB)	Azimuth (Degs)	Height (cm)	Polarity
1	5.85	-36.1	Pk	34.9	11.8	0	-37.35	-26.75	27	-53.75	253	238	H
2	5.929675	-47.62	Pk	35.1	11.8	0	-37.02	-37.74	-27	-10.74	253	238	H

Pk - Peak detector

UL VERIFICATION SERVICES
47173 Benicia Street, Fremont, CA 94538; USA TEL:(510) 319-4000 FAX:(510) 661-0888

This report shall not be reproduced except in full, without the written approval of UL VERIFICATION SERVICES

VERTICAL RESULT

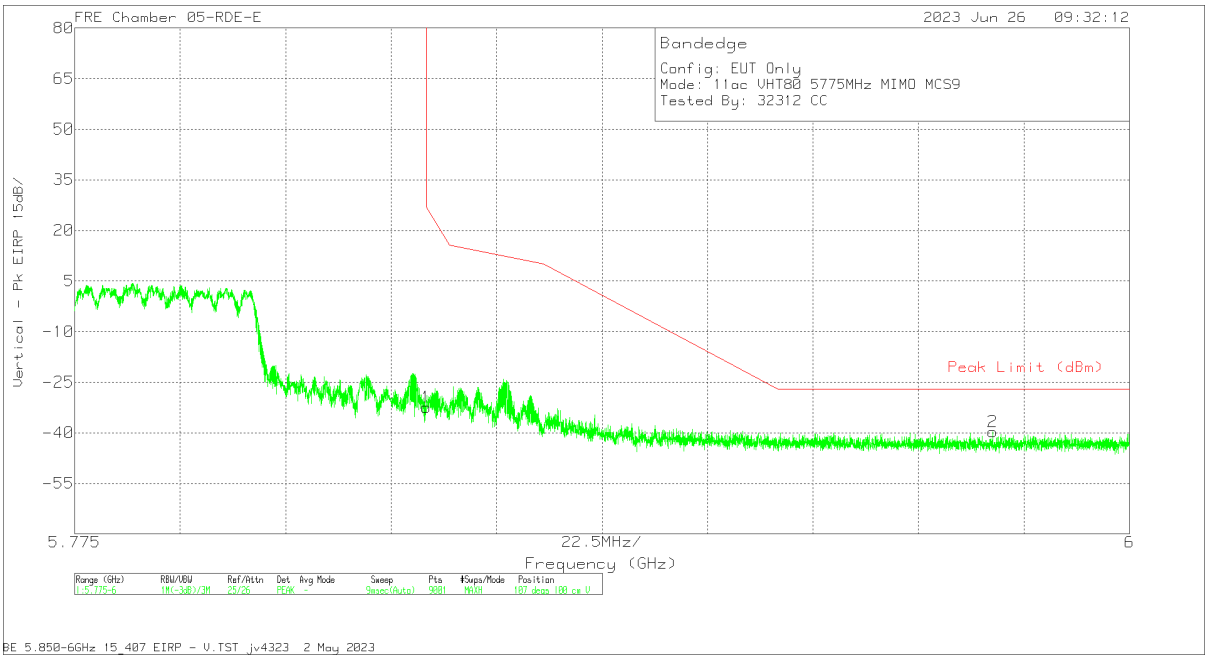

Marker	Frequency (GHz)	Meter Reading (dBm)	Det	226671 ACF (dB) 3mH	Conversion Factor (dB)	DCCF (dB)	Gain/Loss (dB)	Corrected Reading EIRP	Peak Limit (dBm)	PK Margin (dB)	Azimuth (Degs)	Height (cm)	Polarity
1	5.85	-41.71	Pk	34.9	11.8	0	-37.35	-32.36	27	-59.36	107	100	V
2	5.970875	-49.55	Pk	35.2	11.8	0	-37.06	-39.61	-27	-12.61	107	100	V

Pk - Peak detector

UL VERIFICATION SERVICES
47173 Benicia Street, Fremont, CA 94538; USA TEL:(510) 319-4000 FAX:(510) 661-0888

This report shall not be reproduced except in full, without the written approval of UL VERIFICATION SERVICES

1.1.61 5.8GHz Band HARMONICS AND SPURIOUS EMISSIONS, 2TX VHT80

MID CHANNEL RESULTS

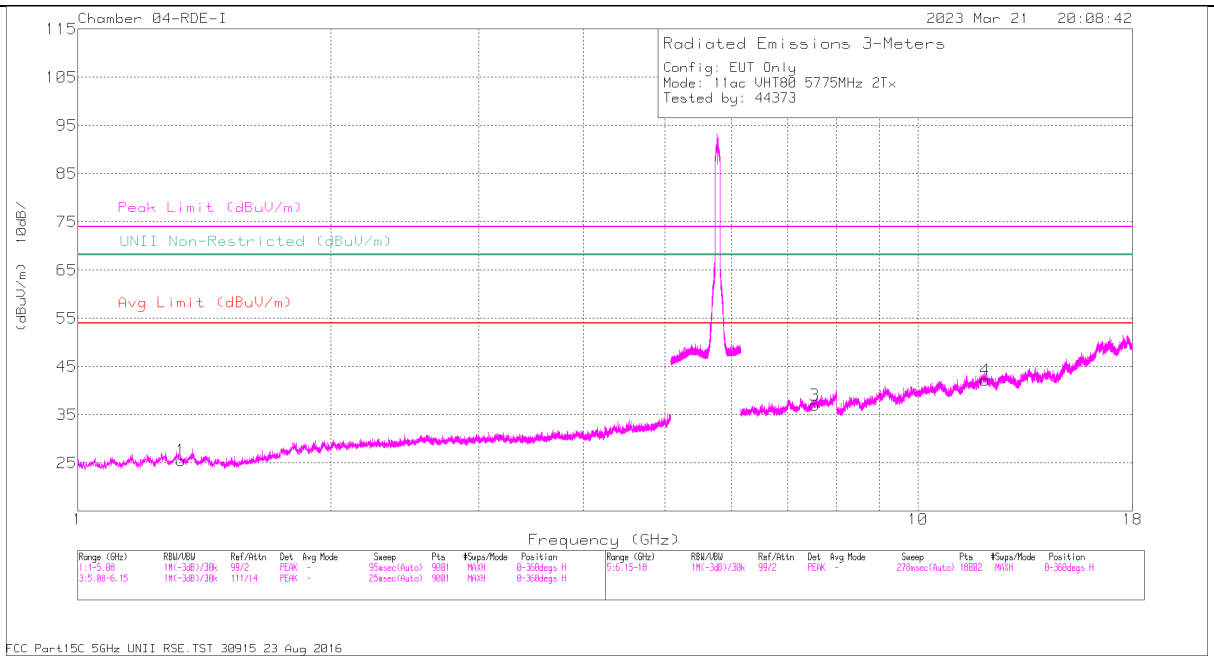

HORIZONTAL

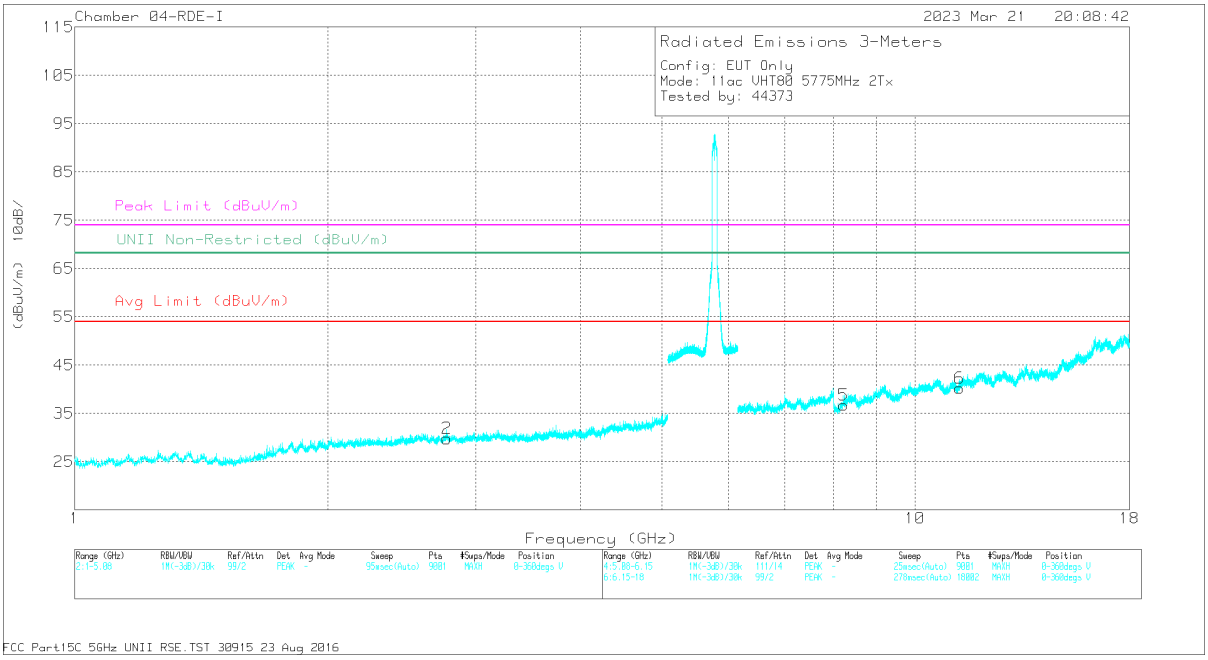

VERTICAL

UL VERIFICATION SERVICES
47173 Benicia Street, Fremont, CA 94538; USA TEL:(510) 319-4000 FAX:(510) 661-0888

This report shall not be reproduced except in full, without the written approval of UL VERIFICATION SERVICES

RADIATED EMISSIONS

Marker	Frequency (GHz)	Meter Reading (dBuV)	Det	84797 ACF (dB) - 3mH	Amp/Cbl/Fltr (dB)	Corrected Reading (dBuV/m)	Avg Limit (dBuV/m)	Margin (dB)	Peak Limit (dBuV/m)	PK Margin (dB)	Azimuth (Degs)	Height (cm)	Polarity
1	* 1.326977	41.25	PK-U	28.6	-33	36.85	-	-	74	-37.15	360	101	H
	* 1.325725	29.48	ADR	28.6	-33	25.08	54	-28.92	-	-	360	101	H
2	* 2.773951	38.41	PK-U	32.4	-30.1	40.71	-	-	74	-33.29	360	101	V
	* 2.772485	26.98	ADR	32.4	-30.2	29.18	54	-24.82	-	-	360	101	V
3	* 7.536969	32.6	PK-U	35.6	-20.6	47.6	-	-	74	-26.4	360	101	H
	* 7.533192	21.03	ADR	35.6	-20.6	36.03	54	-17.97	-	-	360	101	H
4	* 12.022317	32.7	PK-U	38.6	-18.5	52.8	-	-	74	-21.2	360	200	H
	* 12.021971	21.18	ADR	38.6	-18.5	41.28	54	-12.72	-	-	360	200	H
5	* 8.225385	32.07	PK-U	35.9	-20.2	47.77	-	-	74	-26.23	360	101	V
	* 8.226697	20.46	ADR	35.9	-20.2	36.16	54	-17.84	-	-	360	101	V
6	* 11.299661	32.22	PK-U	37.8	-18.5	51.52	-	-	74	-22.48	360	200	V
	* 11.30198	20.65	ADR	37.8	-18.4	40.05	54	-13.95	-	-	360	200	V

* - indicates frequency in CFR47 Pt 15 / IC RSS-Restricted Band
PK-U - U-NII: Maximum Peak
ADR - U-NII AD primary method, RMS average

UL VERIFICATION SERVICES
47173 Benicia Street, Fremont, CA 94538; USA TEL:(510) 319-4000 FAX:(510) 661-0888
This report shall not be reproduced except in full, without the written approval of UL VERIFICATION SERVICES

1.1.62 TX ABOVE 1 GHz 802.11ax HE20 MODE IN THE 5.8GHz BAND

1TX Antenna 6 MODE: 26-Tones, RU Index 0

BANDEDGE (LOW CHANNEL)

HORIZONTAL RESULT

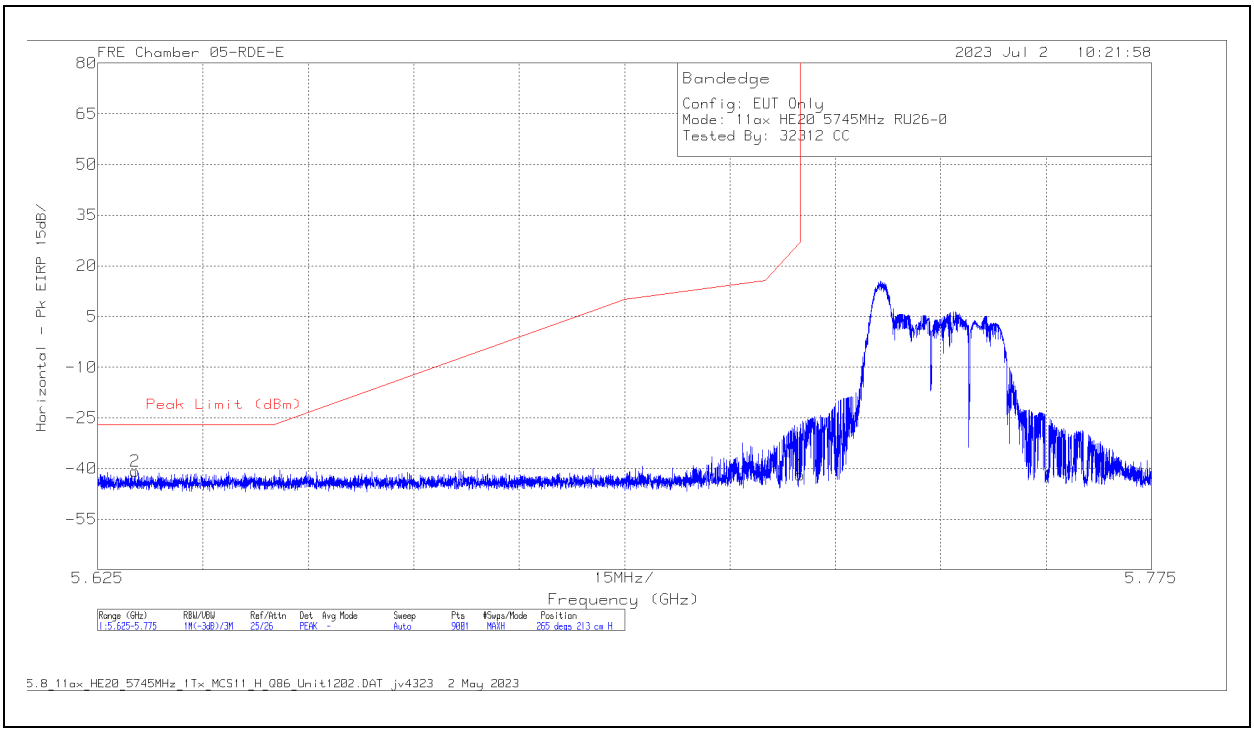

Marker	Frequency (GHz)	Meter Reading (dBm)	Det	226671 ACF (dB) 3mH	Conversion Factor (dB)	DCCF (dB)	Gain/Loss (dB)	Corrected Reading EIRP	Peak Limit (dBm)	PK Margin (dB)	Azimuth (Degs)	Height (cm)	Polarity
2	5.630317	-49.09	Pk	34.6	11.8	0	-38.02	-40.71	-27	-13.71	265	213	H
1	5.725	-50.57	Pk	34.7	11.8	0	-37.78	-41.85	27	-68.85	265	213	H

Pk - Peak detector

UL VERIFICATION SERVICES
47173 Benicia Street, Fremont, CA 94538; USA TEL:(510) 319-4000 FAX:(510) 661-0888
This report shall not be reproduced except in full, without the written approval of UL VERIFICATION SERVICES

VERTICAL RESULT

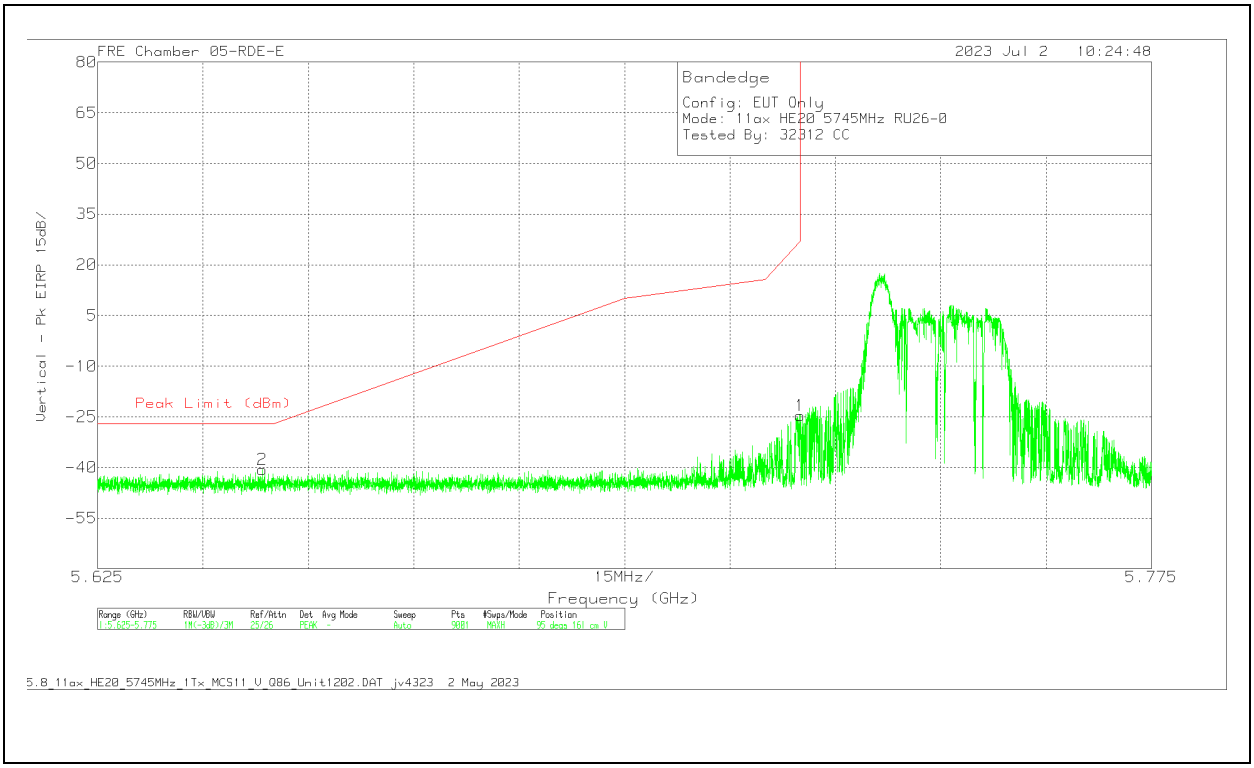

Marker	Frequency (GHz)	Meter Reading (dBm)	Det	226671 ACF (dB) 3mH	Conversion Factor (dB)	DCCF (dB)	Gain/Loss (dB)	Corrected Reading EIRP	Peak Limit (dBm)	PK Margin (dB)	Azimuth (Degs)	Height (cm)	Polarity
2	5.648417	-49.06	Pk	34.6	11.8	0	-38.01	-40.67	-27	-13.67	95	161	V
1	5.725	-33.37	Pk	34.7	11.8	0	-37.78	-24.65	27	-51.65	95	161	V

Pk - Peak detector

UL VERIFICATION SERVICES
47173 Benicia Street, Fremont, CA 94538; USA TEL:(510) 319-4000 FAX:(510) 661-0888

This report shall not be reproduced except in full, without the written approval of UL VERIFICATION SERVICES

1TX Antenna 6 MODE: 26-Tones, RU Index 8

BANDEDGE (HIGH CHANNEL)

HORIZONTAL RESULT

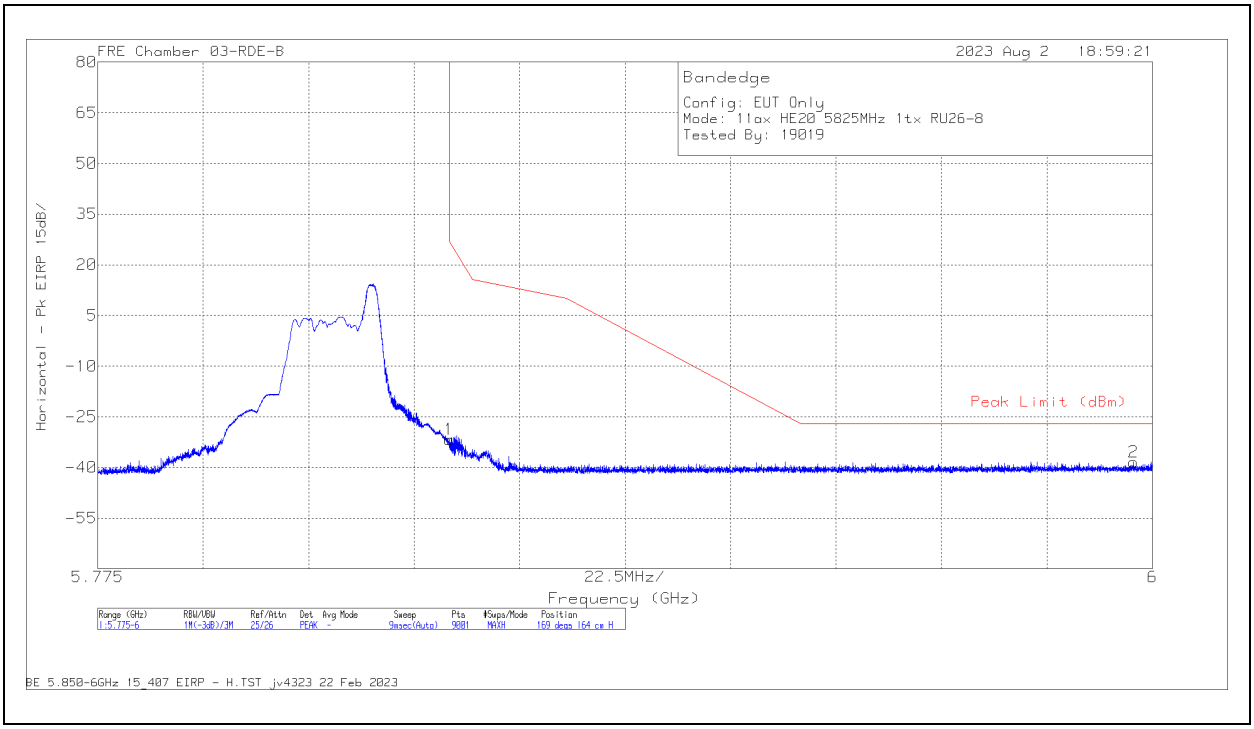

Marker	Frequency (GHz)	Meter Reading (dBm)	Det	230300 ACF (dB/m)	Conversion Factor (dB)	DCCF (dB)	Gain/Loss (dB)	Corrected Reading EIRP	Peak Limit (dBm)	PK Margin (dB)	Azimuth (Degs)	Height (cm)	Polarity
1	5.85	-39.61	Pk	34.7	11.8	0	-38.5	-31.61	27	-58.61	169	164	H
2	5.995975	-47.06	Pk	35	11.8	0	-38.1	-38.36	-27	-11.36	169	164	H

Pk - Peak detector

UL VERIFICATION SERVICES
47173 Benicia Street, Fremont, CA 94538; USA TEL:(510) 319-4000 FAX:(510) 661-0888
This report shall not be reproduced except in full, without the written approval of UL VERIFICATION SERVICES

VERTICAL RESULT

Marker	Frequency (GHz)	Meter Reading (dBm)	Det	230300 ACF (dB/m)	Conversion Factor (dB)	DCCF (dB)	Gain/Loss (dB)	Corrected Reading EIRP	Peak Limit (dBm)	PK Margin (dB)	Azimuth (Degs)	Height (cm)	Polarity
1	5.85	-36.03	Pk	34.7	11.8	0	-38.5	-28.03	27	-55.03	70	129	V
2	5.990825	-46.96	Pk	35	11.8	0	-38.1	-38.26	-27	-11.26	70	129	V

Pk - Peak detector

UL VERIFICATION SERVICES
47173 Benicia Street, Fremont, CA 94538; USA TEL:(510) 319-4000 FAX:(510) 661-0888

This report shall not be reproduced except in full, without the written approval of UL VERIFICATION SERVICES

1TX Antenna 6 MODE: SU, Single User

BANDEDGE (LOW CHANNEL)

HORIZONTAL RESULT

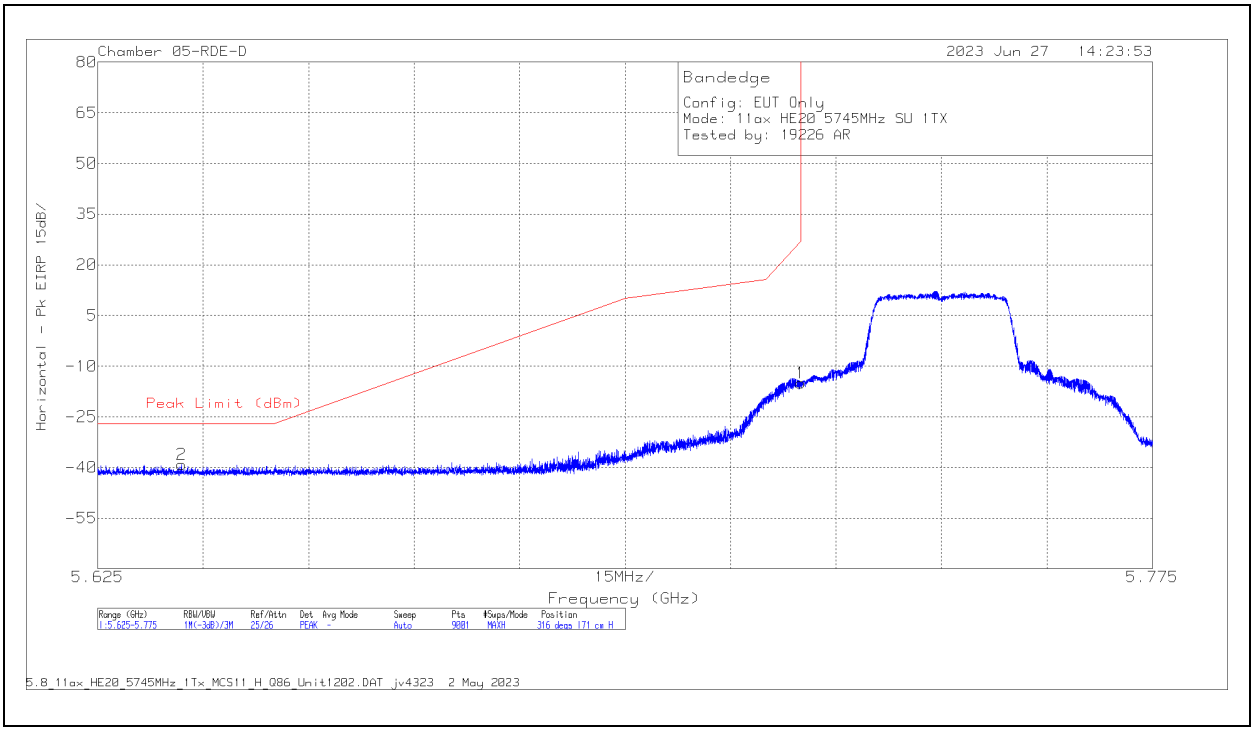

Marker	Frequency (GHz)	Meter Reading (dBm)	Det	80402 ACF(dB) - 3mH	Conversion Factor (dB)	Gain/Loss (dB)	Corrected Reading EIRP	Peak Limit (dBm)	PK Margin (dB)	Azimuth (Degs)	Height (cm)	Polarity
2	5.6369	-47.9	Pk	34.8	11.8	-37.79	-39.09	-27	-12.09	316	171	H
1	5.725	-23.86	Pk	34.8	11.8	-37.67	-14.93	27	-41.93	316	171	H

Pk - Peak detector

UL VERIFICATION SERVICES
47173 Benicia Street, Fremont, CA 94538; USA TEL:(510) 319-4000 FAX:(510) 661-0888
This report shall not be reproduced except in full, without the written approval of UL VERIFICATION SERVICES

VERTICAL RESULT

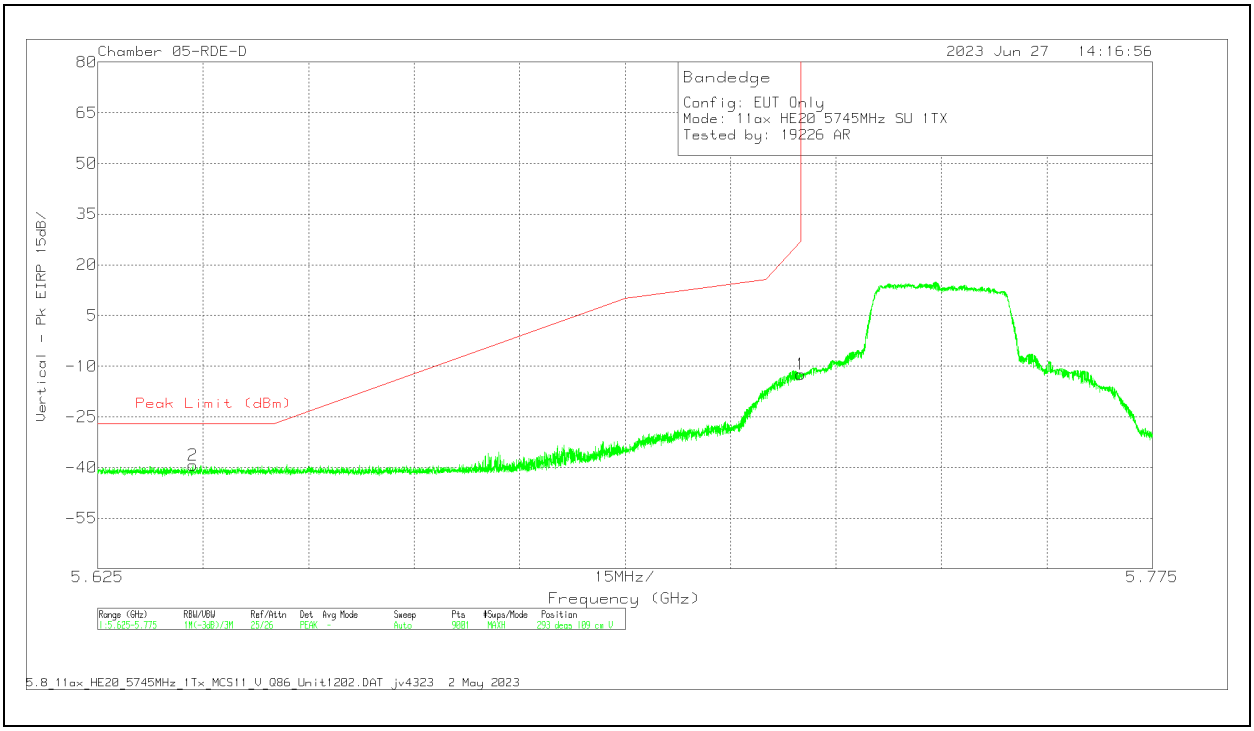

Marker	Frequency (GHz)	Meter Reading (dBm)	Det	80402 ACF(dB) - 3mH	Conversion Factor (dB)	Gain/Loss (dB)	Corrected Reading EIRP	Peak Limit (dBm)	PK Margin (dB)	Azimuth (Degs)	Height (cm)	Polarity
2	5.638517	-48.08	Pk	34.8	11.8	-37.88	-39.36	-27	-12.36	293	109	V
1	5.725	-21.27	Pk	34.8	11.8	-37.67	-12.34	27	-39.34	293	109	V

Pk - Peak detector

UL VERIFICATION SERVICES
47173 Benicia Street, Fremont, CA 94538; USA TEL:(510) 319-4000 FAX:(510) 661-0888

This report shall not be reproduced except in full, without the written approval of UL VERIFICATION SERVICES

BANDEDGE (HIGH CHANNEL)

HORIZONTAL RESULT

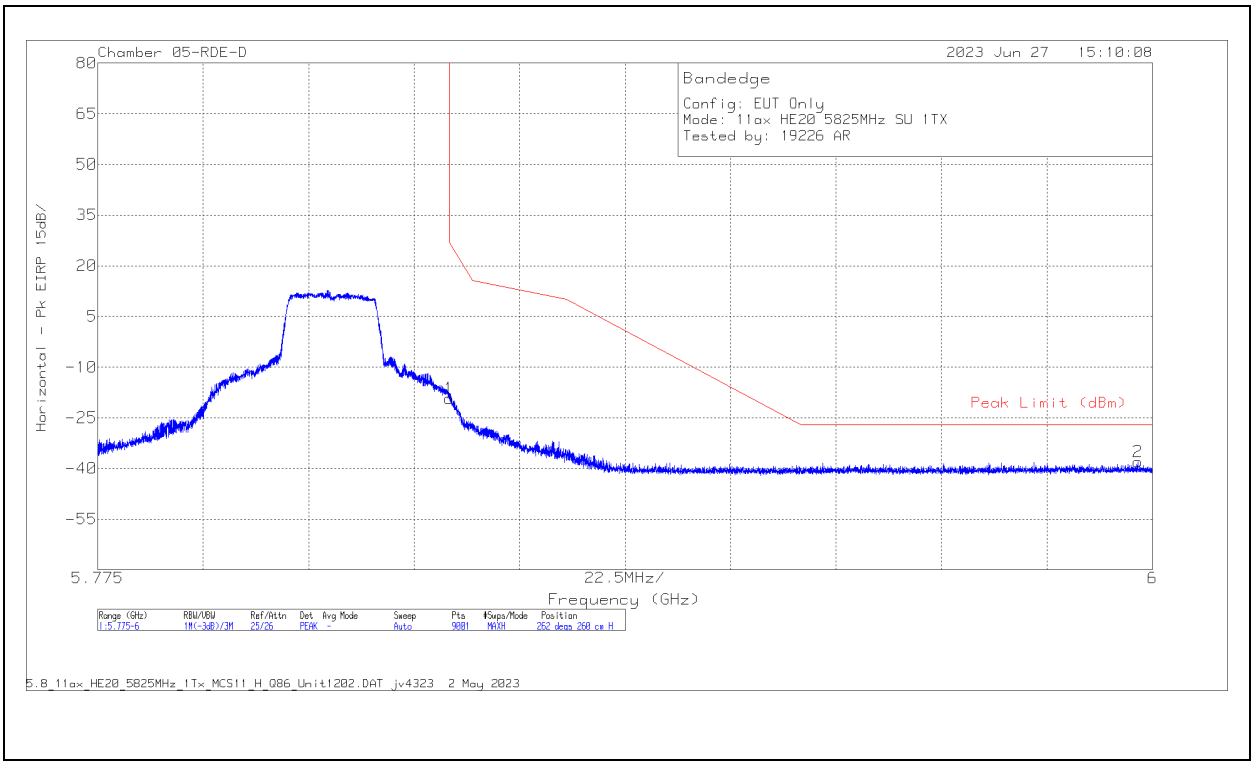

Marker	Frequency (GHz)	Meter Reading (dBm)	Det	80402 ACF(dB) - 3mH	Conversion Factor (dB)	Gain/Loss (dB)	Corrected Reading EIRP	Peak Limit (dBm)	PK Margin (dB)	Azimuth (Degs)	Height (cm)	Polarity
1	5.85	-28.67	Pk	34.9	11.8	-37.21	-19.18	27	-46.18	262	260	H
2	5.996875	-48.37	Pk	35.3	11.8	-36.76	-38.03	-27	-11.03	262	260	H

Pk - Peak detector

UL VERIFICATION SERVICES
47173 Benicia Street, Fremont, CA 94538; USA TEL:(510) 319-4000 FAX:(510) 661-0888

This report shall not be reproduced except in full, without the written approval of UL VERIFICATION SERVICES