VERTICAL RESULT

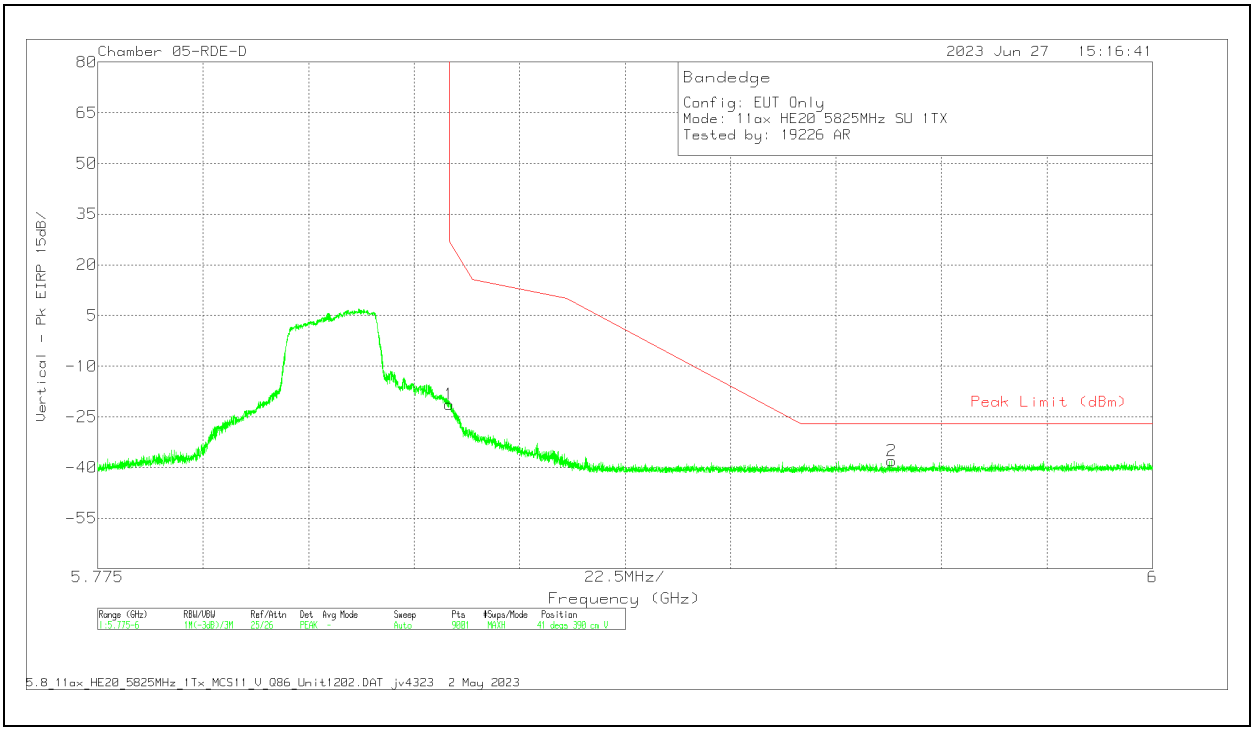

Marker	Frequency (GHz)	Meter Reading (dBm)	Det	80402 ACF(dB) - 3mH	Conversion Factor (dB)	Gain/Loss (dB)	Corrected Reading EIRP	Peak Limit (dBm)	PK Margin (dB)	Azimuth (Degs)	Height (cm)	Polarity
1	5.85	-30.74	Pk	34.9	11.8	-37.21	-21.25	27	-48.25	41	390	V
2	5.94435	-48.03	Pk	35.2	11.8	-36.98	-38.01	-27	-11.01	41	390	V

Pk - Peak detector

UL VERIFICATION SERVICES
47173 Benicia Street, Fremont, CA 94538; USA TEL:(510) 319-4000 FAX:(510) 661-0888
This report shall not be reproduced except in full, without the written approval of UL VERIFICATION SERVICES

1TX Antenna 5 MODE: 26-Tones, RU Index 0

BANDEDGE (LOW CHANNEL)

HORIZONTAL RESULT

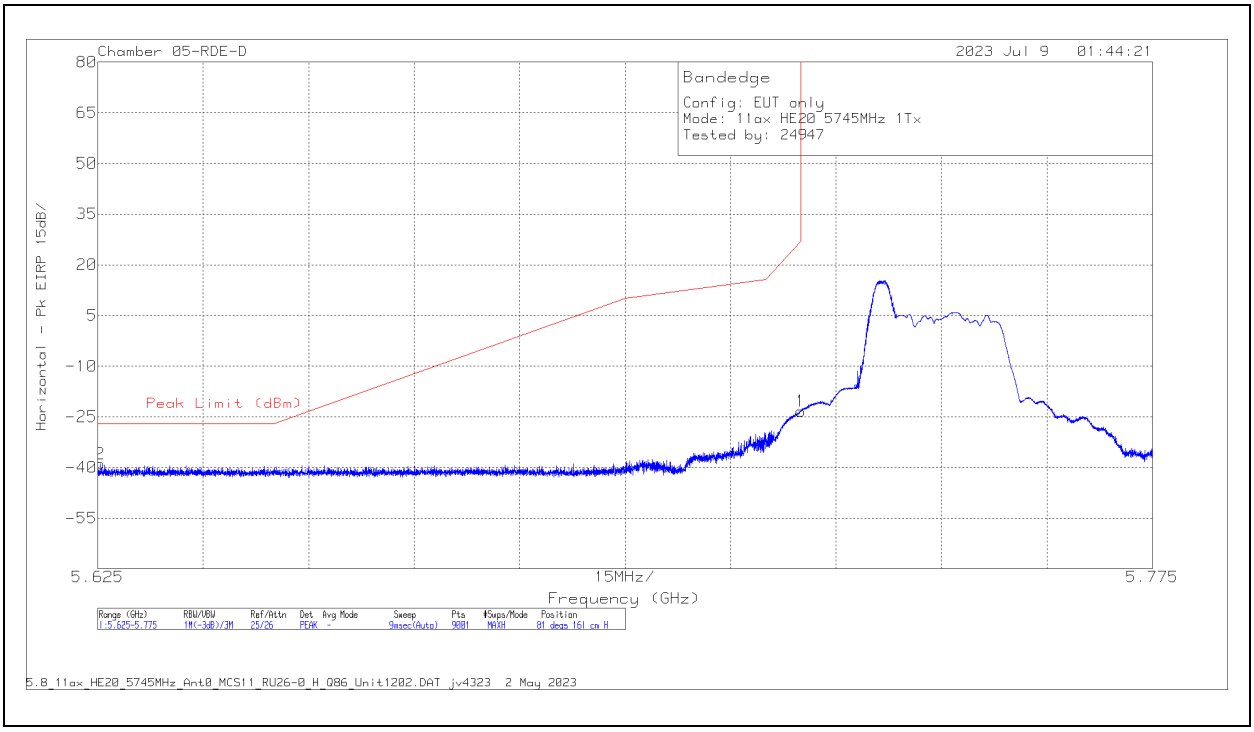

Marker	Frequency (GHz)	Meter Reading (dBm)	Det	230299 ACF (dB) 3mH	Conversion Factor (dB)	DCCF (dB)	Gain/Loss (dB)	Corrected Reading EIRP	Peak Limit (dBm)	PK Margin (dB)	Azimuth (Degs)	Height (cm)	Polarity
2	5.62535	-48.01	Pk	35.1	11.8	0	-37.77	-38.88	-27	-11.88	81	161	H
1	5.725	-32.69	Pk	35.2	11.8	0	-37.67	-23.36	27	-50.36	81	161	H

Pk - Peak detector

UL VERIFICATION SERVICES
47173 Benicia Street, Fremont, CA 94538; USA TEL:(510) 319-4000 FAX:(510) 661-0888
This report shall not be reproduced except in full, without the written approval of UL VERIFICATION SERVICES

VERTICAL RESULT

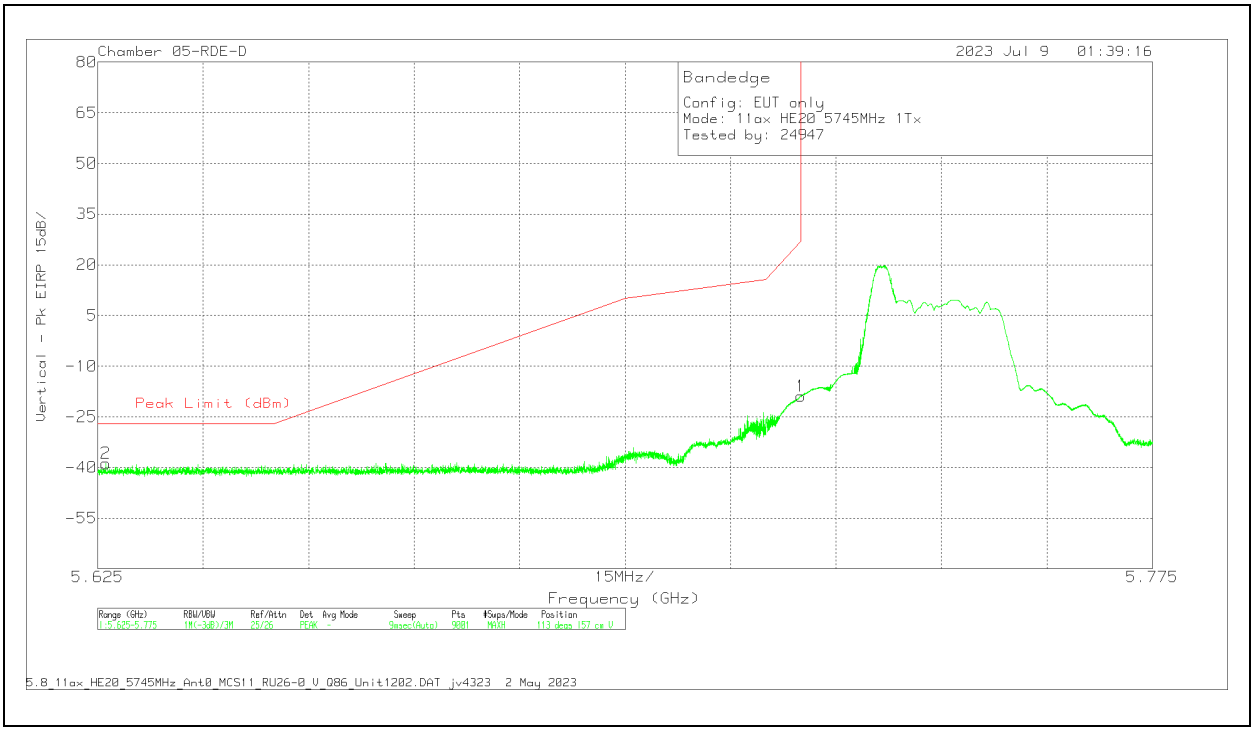

Marker	Frequency (GHz)	Meter Reading (dBm)	Det	230299 ACF (dB) 3mH	Conversion Factor (dB)	DCCF (dB)	Gain/Loss (dB)	Corrected Reading EIRP	Peak Limit (dBm)	PK Margin (dB)	Azimuth (Degs)	Height (cm)	Polarity
2	5.62615	-48	Pk	35.1	11.8	0	-37.73	-38.83	-27	-11.83	113	157	V
1	5.725	-28.24	Pk	35.2	11.8	0	-37.67	-18.91	27	-45.91	113	157	V

Pk - Peak detector

UL VERIFICATION SERVICES
47173 Benicia Street, Fremont, CA 94538; USA TEL:(510) 319-4000 FAX:(510) 661-0888

This report shall not be reproduced except in full, without the written approval of UL VERIFICATION SERVICES

1TX Antenna 5 MODE: 26-Tones, RU Index 8

BANDEDGE (HIGH CHANNEL)

HORIZONTAL RESULT

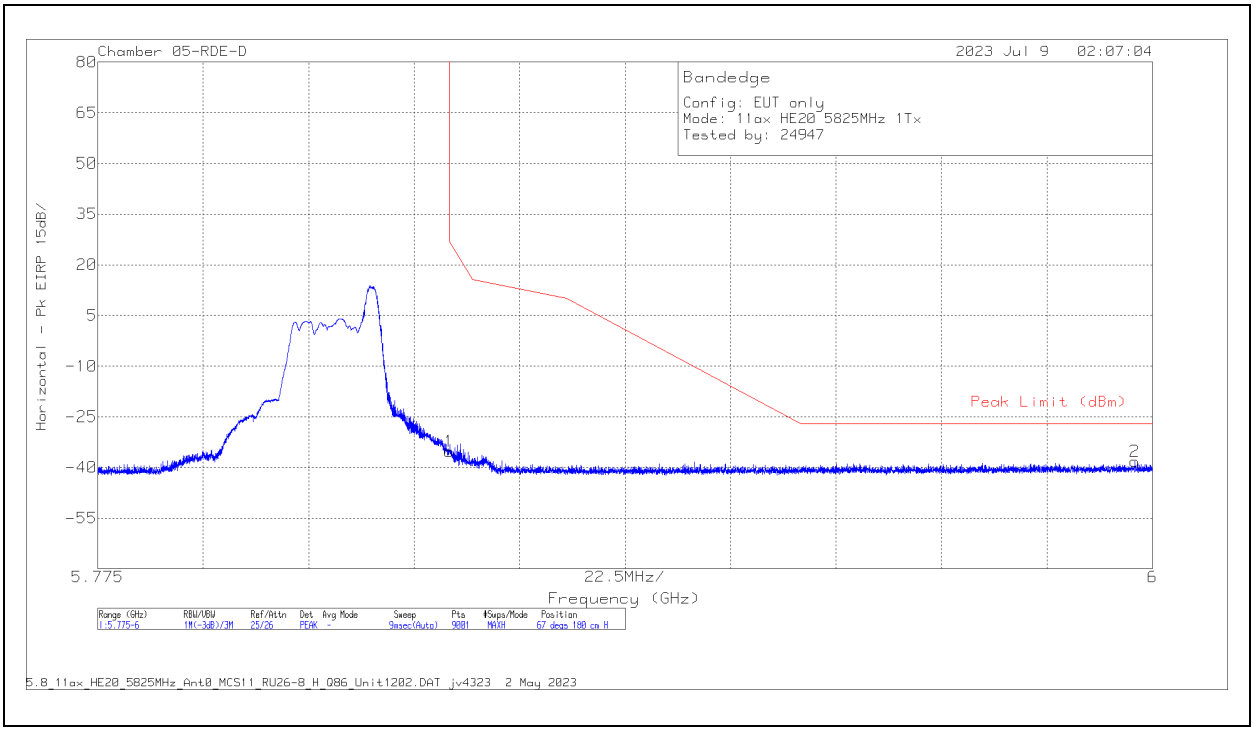

Marker	Frequency (GHz)	Meter Reading (dBm)	Det	230299 ACF (dB) 3mH	Conversion Factor (dB)	DCCF (dB)	Gain/Loss (dB)	Corrected Reading EIRP	Peak Limit (dBm)	PK Margin (dB)	Azimuth (Degs)	Height (cm)	Polarity
1	5.85	-45.05	Pk	35.2	11.8	0	-37.21	-35.26	27	-62.26	67	180	H
2	5.996275	-48.82	Pk	35.5	11.8	0	-36.7	-38.22	-27	-11.22	67	180	H

Pk - Peak detector

UL VERIFICATION SERVICES
47173 Benicia Street, Fremont, CA 94538; USA TEL:(510) 319-4000 FAX:(510) 661-0888

This report shall not be reproduced except in full, without the written approval of UL VERIFICATION SERVICES

VERTICAL RESULT

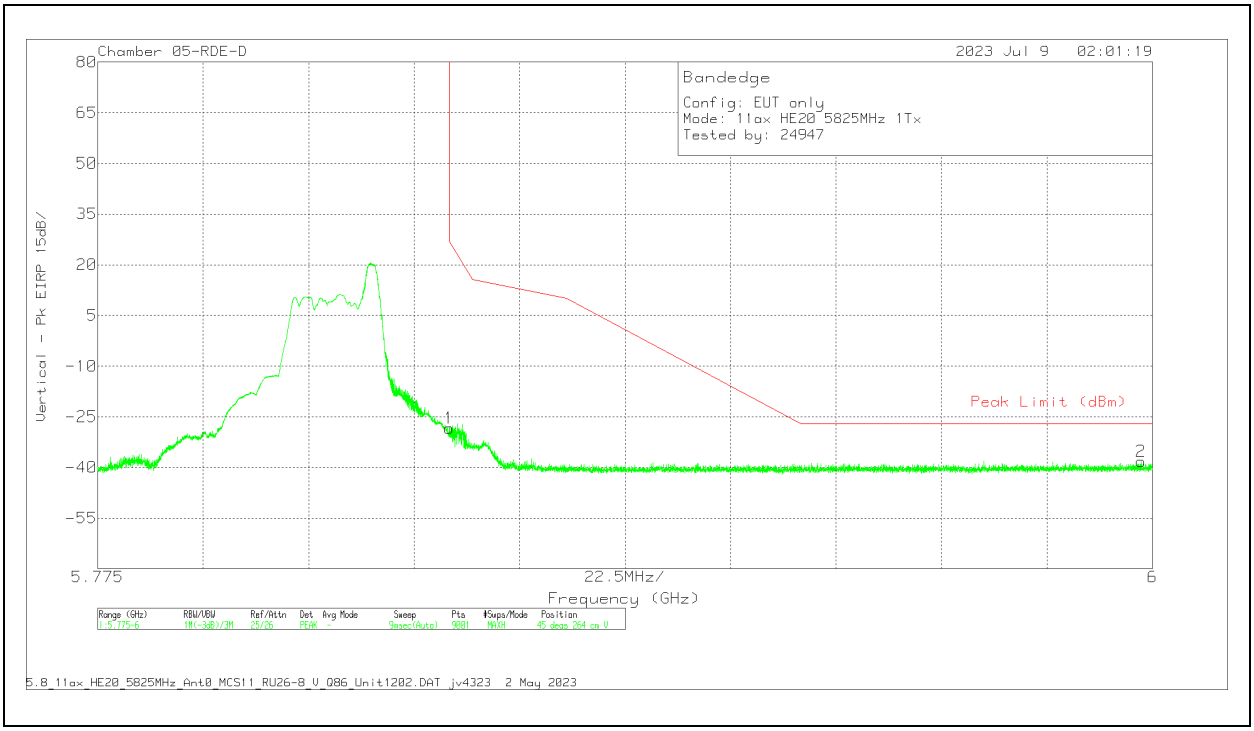

Marker	Frequency (GHz)	Meter Reading (dBm)	Det	230299 ACF (dB) 3mH	Conversion Factor (dB)	DCCF (dB)	Gain/Loss (dB)	Corrected Reading EIRP	Peak Limit (dBm)	PK Margin (dB)	Azimuth (Degs)	Height (cm)	Polarity
1	5.85	-38.19	Pk	35.2	11.8	0	-37.21	-28.4	27	-55.4	45	264	V
2	5.99755	-48.76	Pk	35.5	11.8	0	-36.76	-38.22	-27	-11.22	45	264	V

Pk - Peak detector

UL VERIFICATION SERVICES
47173 Benicia Street, Fremont, CA 94538; USA TEL:(510) 319-4000 FAX:(510) 661-0888

This report shall not be reproduced except in full, without the written approval of UL VERIFICATION SERVICES

1TX Antenna 5 MODE: SU, Single User

BANDEDGE (LOW CHANNEL)

HORIZONTAL RESULT

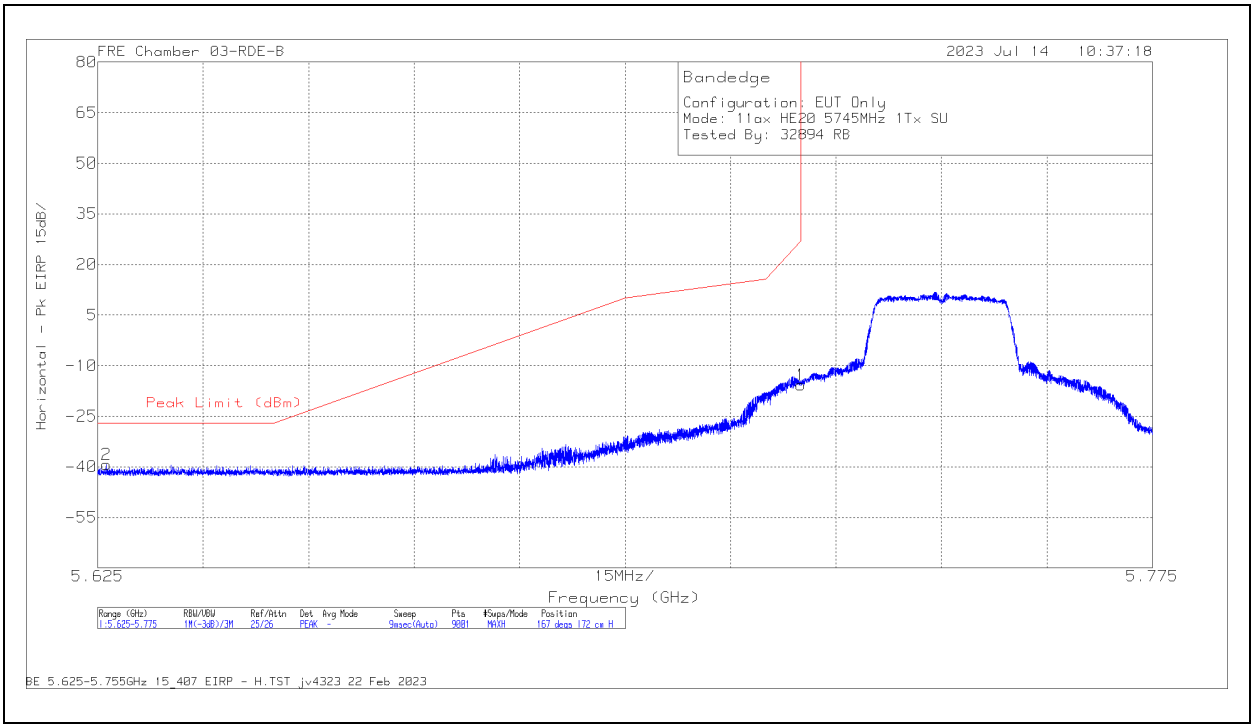

Marker	Frequency (GHz)	Meter Reading (dBm)	Det	230300 ACF (dB/m)	Conversion Factor (dB)	DCCF (dB)	Gain/Loss (dB)	Corrected Reading EIRP	Peak Limit (dBm)	PK Margin (dB)	Azimuth (Degs)	Height (cm)	Polarity
2	5.626217	-46.64	Pk	34.4	11.8	0	-38.92	-39.36	-27	-12.36	167	172	H
1	5.725	-23.27	Pk	34.5	11.8	0	-38.8	-15.77	27	-42.77	167	172	H

Pk - Peak detector

UL VERIFICATION SERVICES
47173 Benicia Street, Fremont, CA 94538; USA TEL:(510) 319-4000 FAX:(510) 661-0888
This report shall not be reproduced except in full, without the written approval of UL VERIFICATION SERVICES

VERTICAL RESULT

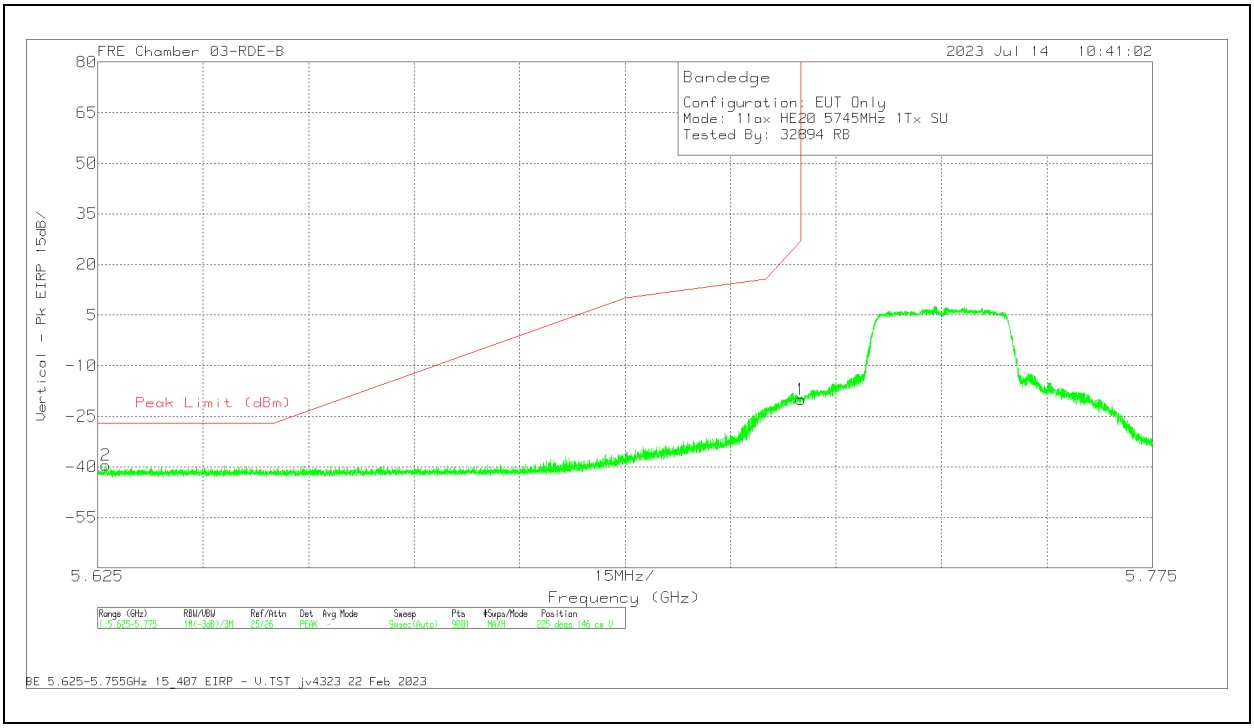

Marker	Frequency (GHz)	Meter Reading (dBm)	Det	230300 ACF (dB/m)	Conversion Factor (dB)	DCCF (dB)	Gain/Loss (dB)	Corrected Reading EIRP	Peak Limit (dBm)	PK Margin (dB)	Azimuth (Degs)	Height (cm)	Polarity
2	5.62615	-46.84	Pk	34.4	11.8	0	-38.92	-39.56	-27	-12.56	225	146	V
1	5.725	-27.56	Pk	34.5	11.8	0	-38.8	-20.06	27	-47.06	225	146	V

Pk - Peak detector

UL VERIFICATION SERVICES
47173 Benicia Street, Fremont, CA 94538; USA TEL:(510) 319-4000 FAX:(510) 661-0888

This report shall not be reproduced except in full, without the written approval of UL VERIFICATION SERVICES

BANDEDGE (HIGH CHANNEL)

HORIZONTAL RESULT

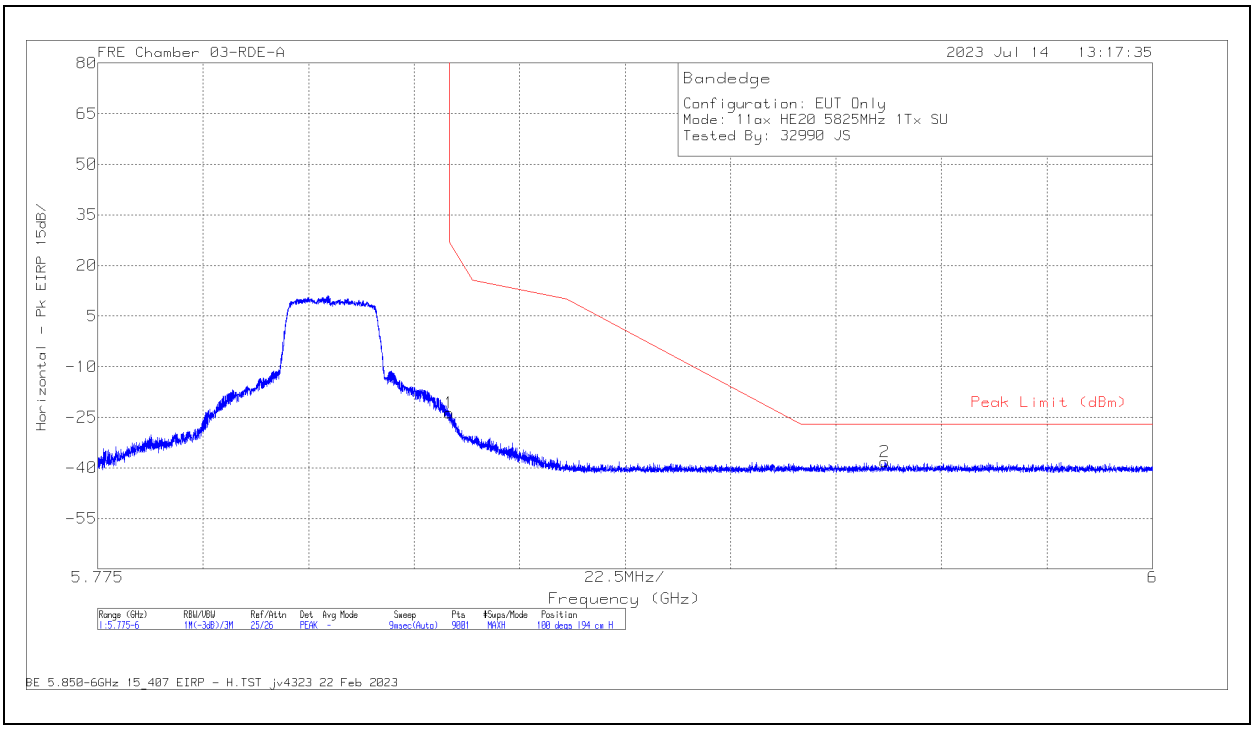

Marker	Frequency (GHz)	Meter Reading (dBm)	Det	200897 ACF (dB) 3mH	Conversion Factor (dB)	DCCF (dB)	Gain/Loss (dB)	Corrected Reading EIRP	Peak Limit (dBm)	PK Margin (dB)	Azimuth (Degs)	Height (cm)	Polarity
1	5.85	-32.96	Pk	34.9	11.8	0	-37.49	-23.75	27	-50.75	100	194	H
2	5.94295	-47.87	Pk	35.1	11.8	0	-37.29	-38.26	-27	-11.26	100	194	H

Pk - Peak detector

UL VERIFICATION SERVICES
47173 Benicia Street, Fremont, CA 94538; USA TEL:(510) 319-4000 FAX:(510) 661-0888

This report shall not be reproduced except in full, without the written approval of UL VERIFICATION SERVICES

VERTICAL RESULT

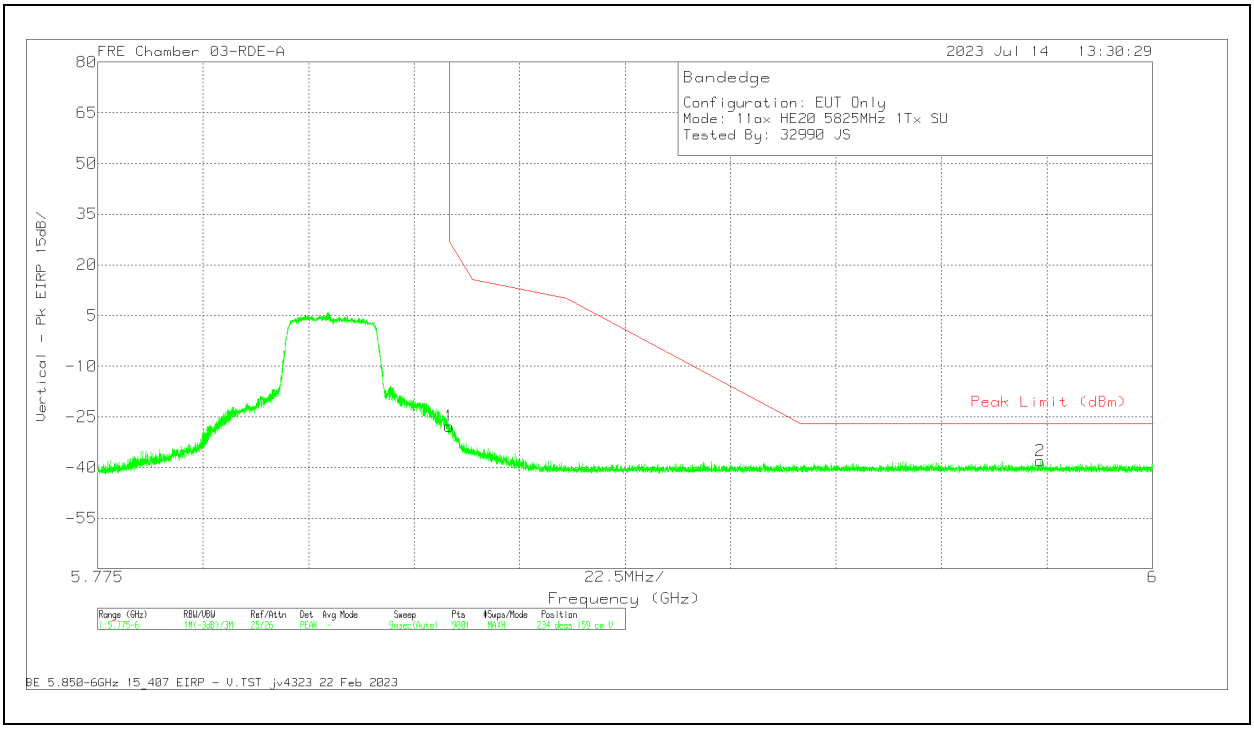

Marker	Frequency (GHz)	Meter Reading (dBm)	Det	200897 ACF (dB) 3mH	Conversion Factor (dB)	DCCF (dB)	Gain/Loss (dB)	Corrected Reading EIRP	Peak Limit (dBm)	PK Margin (dB)	Azimuth (Degs)	Height (cm)	Polarity
1	5.85	-36.94	Pk	34.9	11.8	0	-37.49	-27.73	27	-54.73	234	159	V
2	5.976075	-47.64	Pk	35.1	11.8	0	-37.24	-37.98	-27	-10.98	234	159	V

Pk - Peak detector

UL VERIFICATION SERVICES
47173 Benicia Street, Fremont, CA 94538; USA TEL:(510) 319-4000 FAX:(510) 661-0888

This report shall not be reproduced except in full, without the written approval of UL VERIFICATION SERVICES

2TX Antenna 6 + Antenna 5 OFDMA MODE: 26-Tones, RU Index 0

BANDEDGE (LOW CHANNEL)

HORIZONTAL RESULT

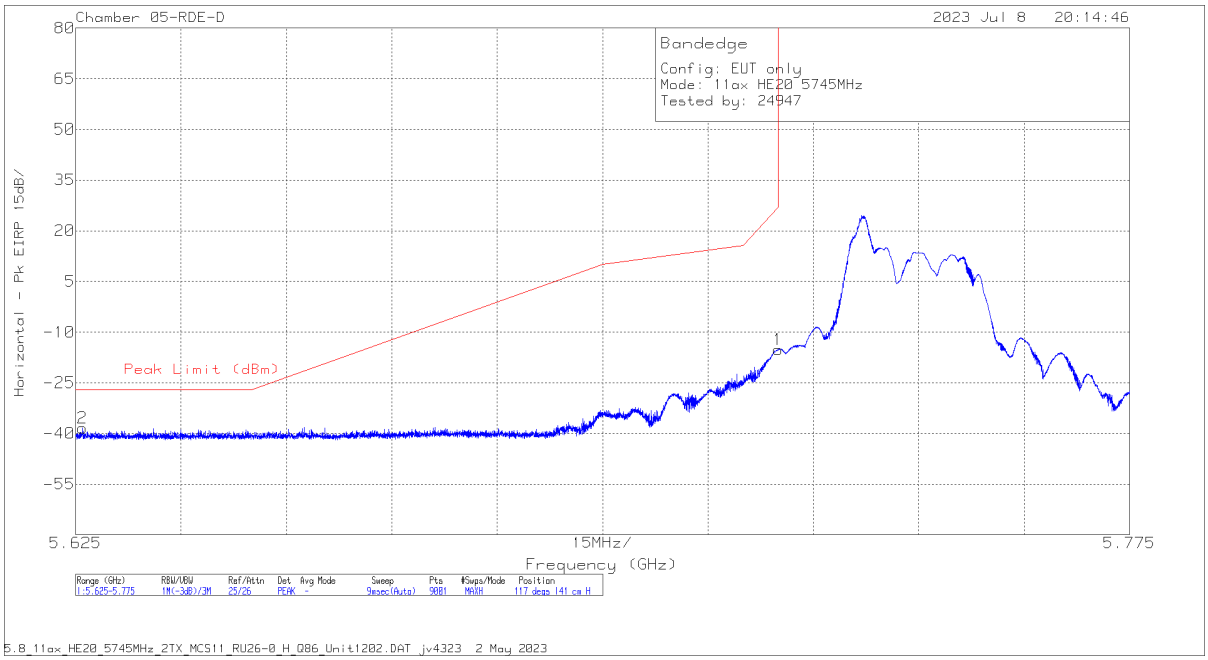

Marker	Frequency (GHz)	Meter Reading (dBm)	Det	230299 ACF (dB) 3mH	Conversion Factor (dB)	DCCF (dB)	Gain/Loss (dB)	Corrected Reading EIRP	Peak Limit (dBm)	PK Margin (dB)	Azimuth (Degs)	Height (cm)	Polarity
2	5.625983	-47.5	Pk	35.1	11.8	0	-37.71	-38.31	-27	-11.31	117	141	H
1	5.725	-24.53	Pk	35.2	11.8	0	-37.67	-15.2	27	-42.2	117	141	H

Pk - Peak detector

UL VERIFICATION SERVICES
47173 Benicia Street, Fremont, CA 94538; USA TEL:(510) 319-4000 FAX:(510) 661-0888

This report shall not be reproduced except in full, without the written approval of UL VERIFICATION SERVICES

VERTICAL RESULT

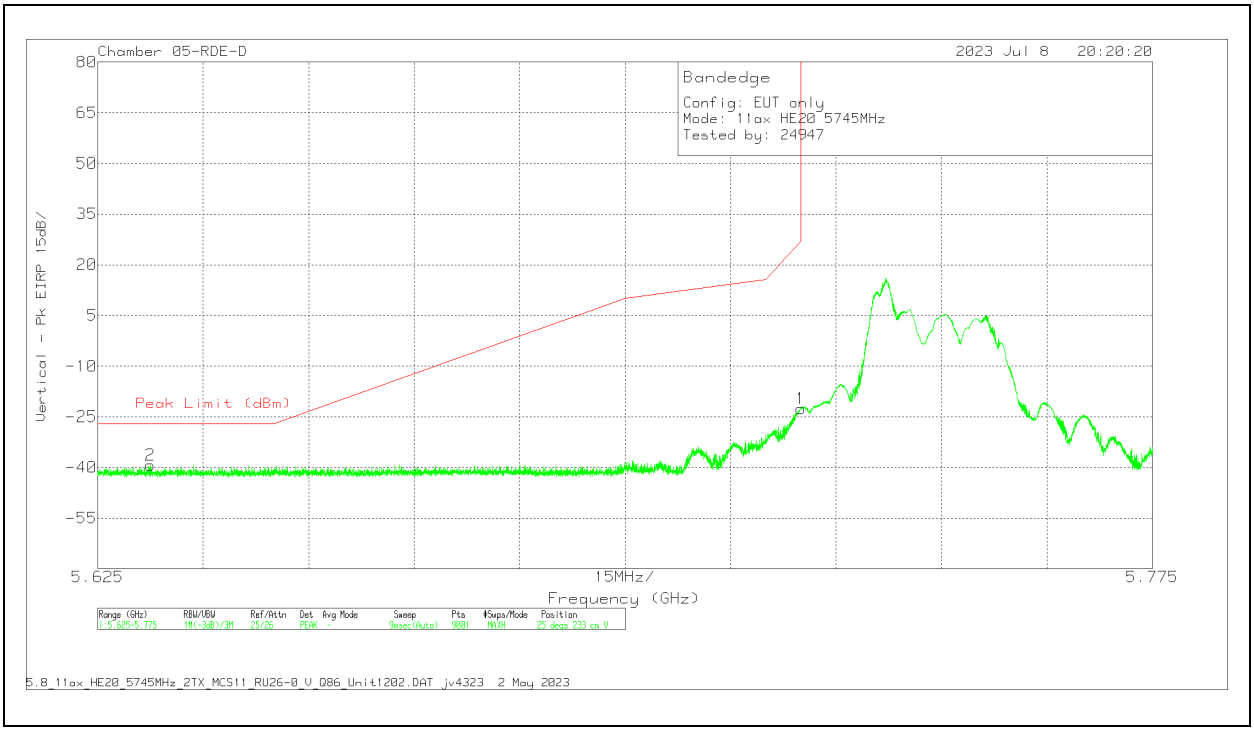

Marker	Frequency (GHz)	Meter Reading (dBm)	Det	230299 ACF (dB) 3mH	Conversion Factor (dB)	DCCF (dB)	Gain/Loss (dB)	Corrected Reading EIRP	Peak Limit (dBm)	PK Margin (dB)	Azimuth (Degs)	Height (cm)	Polarity
2	5.6325	-48.37	Pk	35.2	11.8	0	-37.87	-39.24	-27	-12.24	25	233	V
1	5.725	-31.95	Pk	35.2	11.8	0	-37.67	-22.62	27	-49.62	25	233	V

Pk - Peak detector

UL VERIFICATION SERVICES
47173 Benicia Street, Fremont, CA 94538; USA TEL:(510) 319-4000 FAX:(510) 661-0888

This report shall not be reproduced except in full, without the written approval of UL VERIFICATION SERVICES

1.1.63 5.8GHz Band HARMONICS AND SPURIOUS EMISSIONS, 2TX, HE20 RU26 Mode

LOW CHANNEL RESULTS

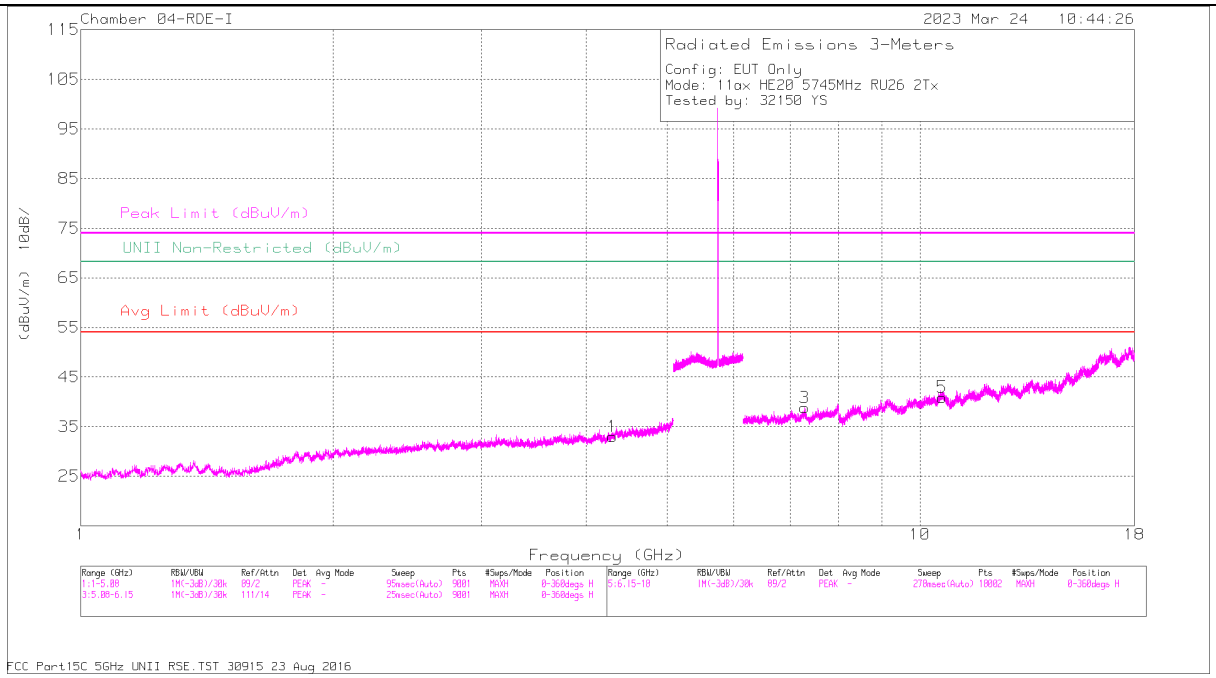

HORIZONTAL

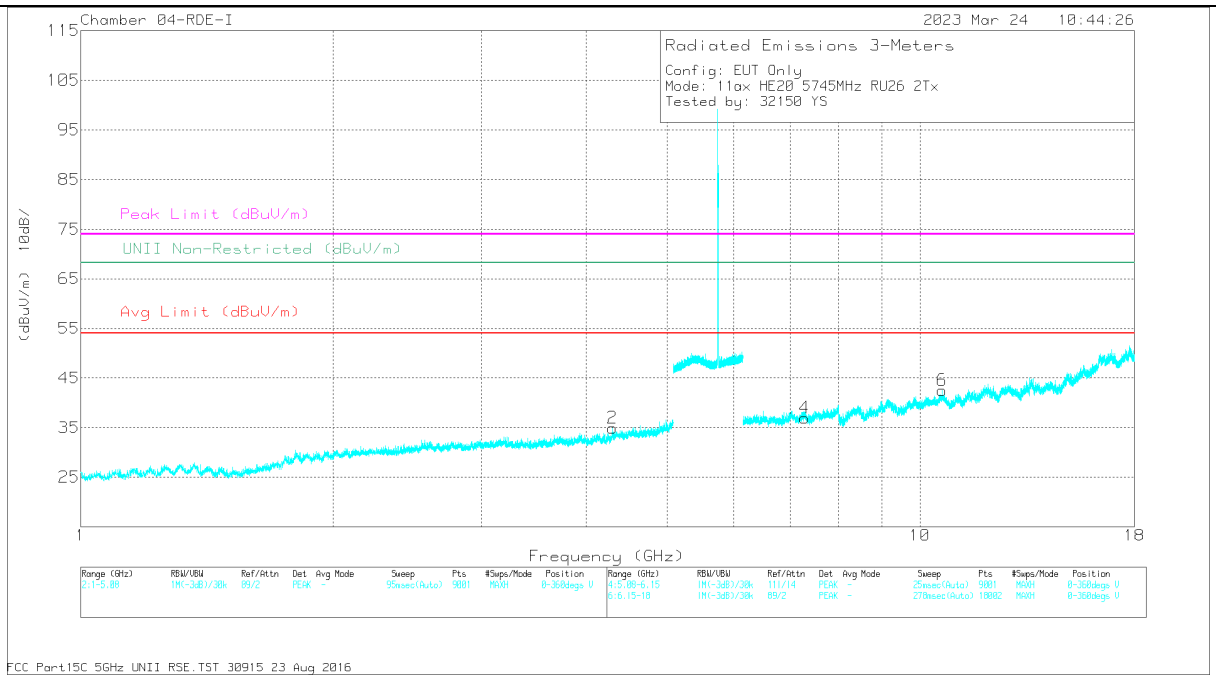

VERTICAL

UL VERIFICATION SERVICES
47173 Benicia Street, Fremont, CA 94538; USA TEL:(510) 319-4000 FAX:(510) 661-0888

This report shall not be reproduced except in full, without the written approval of UL VERIFICATION SERVICES

RADIATED EMISSIONS

Marker	Frequency (GHz)	Meter Reading (dBuV)	Det	84797 ACF (dB) - 3mH	Amp/Cbl/Fltr (dB)	Corrected Reading (dBuV/m)	Avg Limit (dBuV/m)	Margin (dB)	Peak Limit (dBuV/m)	PK Margin (dB)	Azimuth (Degs)	Height (cm)	Polarity
1	* 4.300162	38.64	PK-U	33.7	-28.3	44.04	-	-	74	-29.96	169	160	H
	* 4.303095	26.86	ADR	33.7	-28.2	32.36	54	-21.64	-	-	169	160	H
2	* 4.301603	38.25	PK-U	33.7	-28.2	43.75	-	-	74	-30.25	215	256	V
	* 4.302614	26.81	ADR	33.7	-28.2	32.31	54	-21.69	-	-	215	256	V
3	* 7.289015	32.97	PK-U	35.6	-20.6	47.97	-	-	74	-26.03	173	213	H
	* 7.289277	21.32	ADR	35.6	-20.6	36.32	54	-17.68	-	-	173	213	H
5	* 10.62984	32.96	PK-U	37.6	-18.4	52.16	-	-	74	-21.84	90	192	H
	* 10.628709	21.05	ADR	37.6	-18.3	40.35	54	-13.65	-	-	90	192	H
4	* 7.289383	33.22	PK-U	35.6	-20.6	48.22	-	-	74	-25.78	212	238	V
	* 7.290694	21.65	ADR	35.6	-20.7	36.55	54	-17.45	-	-	212	238	V
6	* 10.628788	32.67	PK-U	37.6	-18.3	51.97	-	-	74	-22.03	325	314	V
	* 10.628305	21.24	ADR	37.6	-18.4	40.44	54	-13.56	-	-	325	314	V

* - indicates frequency in CFR47 Pt 15 / IC RSS-Restricted Band
PK-U - U-NII: Maximum Peak
ADR - U-NII AD primary method, RMS average

UL VERIFICATION SERVICES
47173 Benicia Street, Fremont, CA 94538; USA TEL:(510) 319-4000 FAX:(510) 661-0888
This report shall not be reproduced except in full, without the written approval of UL VERIFICATION SERVICES

MID CHANNEL RESULTS

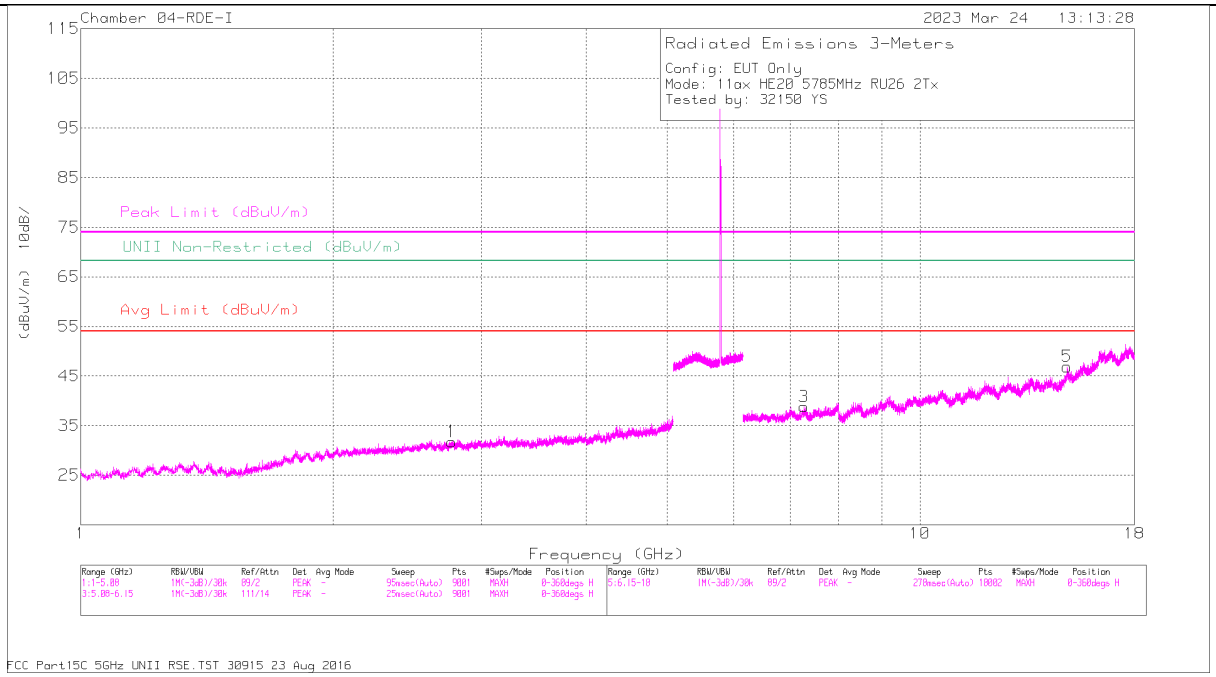

HORIZONTAL

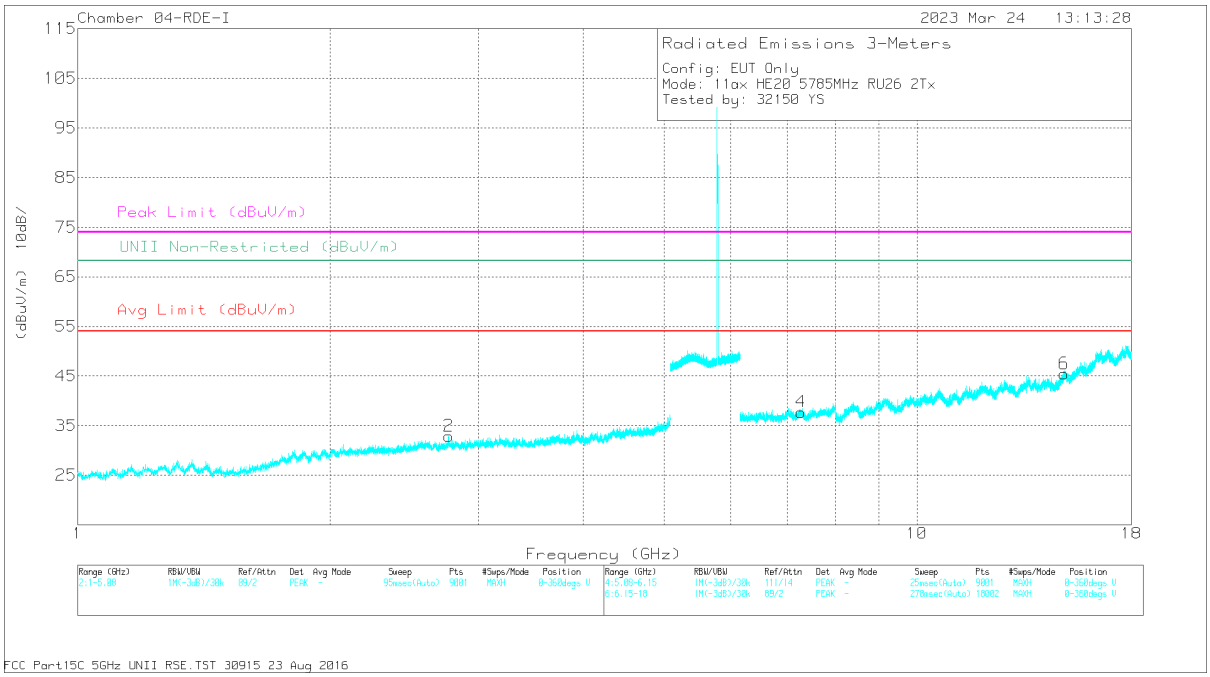

VERTICAL

UL VERIFICATION SERVICES
47173 Benicia Street, Fremont, CA 94538; USA TEL:(510) 319-4000 FAX:(510) 661-0888

This report shall not be reproduced except in full, without the written approval of UL VERIFICATION SERVICES

RADIATED EMISSIONS

Marker	Frequency (GHz)	Meter Reading (dBuV)	Det	84797 ACF (dB) - 3mH	Amp/Cbl/Fltr (dB)	Corrected Reading (dBuV/m)	Avg Limit (dBuV/m)	Margin (dB)	Peak Limit (dBuV/m)	PK Margin (dB)	UNII Non-Restricted (dBuV/m)	PK Margin (dB)	Azimuth (Degs)	Height (cm)	Polarity
1	* 2.766853	40.04	PK-U	32.4	-30.3	42.14	-	-	74	-31.86	-	-	302	199	H
	* 2.768608	28.27	ADR	32.4	-30.2	30.47	54	-23.53	-	-	-	-	302	199	H
2	* 2.767318	40.06	PK-U	32.4	-30.3	42.16	-	-	74	-31.84	-	-	34	184	V
	* 2.767672	28.51	ADR	32.4	-30.2	30.71	54	-23.29	-	-	-	-	34	184	V
3	* 7.277701	32.71	PK-U	35.6	-20.5	47.81	-	-	74	-26.19	-	-	290	237	H
	* 7.278655	21.53	ADR	35.6	-20.5	36.63	54	-17.37	-	-	-	-	290	237	H
5	14.974387	31.88	PK-U	40.4	-16.9	55.38	-	-	-	-	68.2	-12.82	315	131	H
4	* 7.278755	32.83	PK-U	35.6	-20.5	47.93	-	-	74	-26.07	-	-	197	283	V
	* 7.276172	21.53	ADR	35.6	-20.5	36.63	54	-17.37	-	-	-	-	197	283	V
6	14.974947	31.93	PK-U	40.4	-16.8	55.53	-	-	-	-	68.2	-12.67	207	214	V

* - indicates frequency in CFR47 Pt 15 / IC RSS-Restricted Band
PK-U - U-NII: Maximum Peak
ADR - U-NII AD primary method, RMS average

UL VERIFICATION SERVICES
47173 Benicia Street, Fremont, CA 94538; USA TEL:(510) 319-4000 FAX:(510) 661-0888
This report shall not be reproduced except in full, without the written approval of UL VERIFICATION SERVICES

HIGH CHANNEL RESULTS

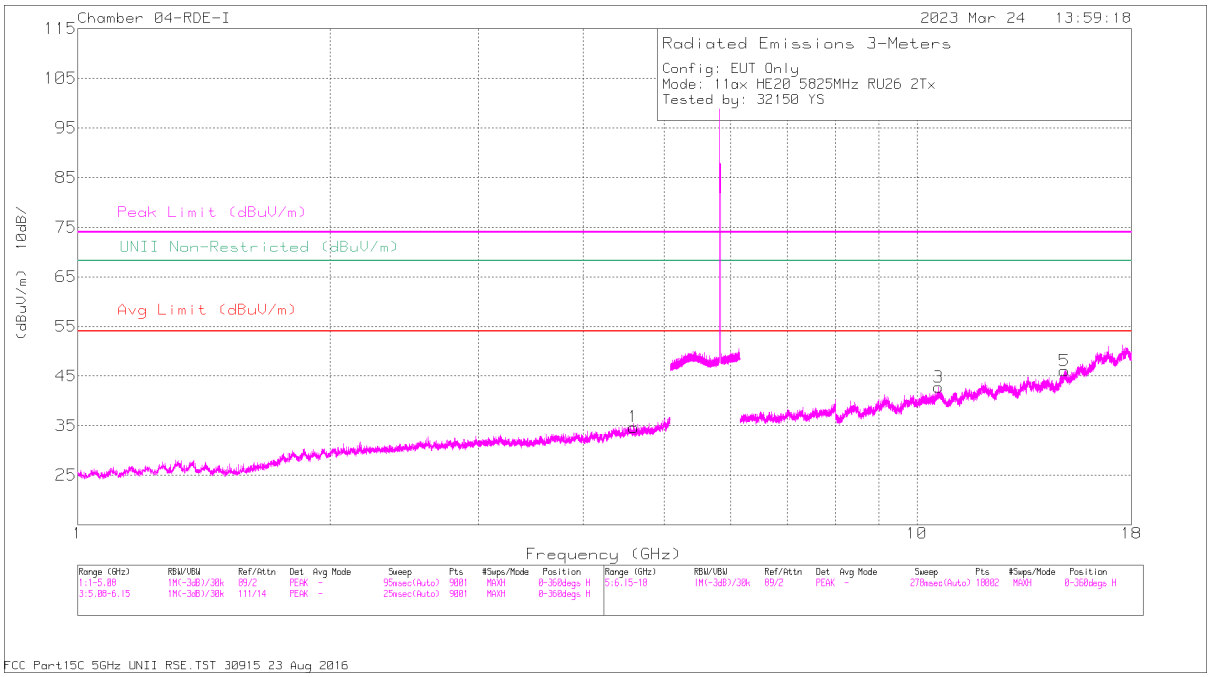

HORIZONTAL

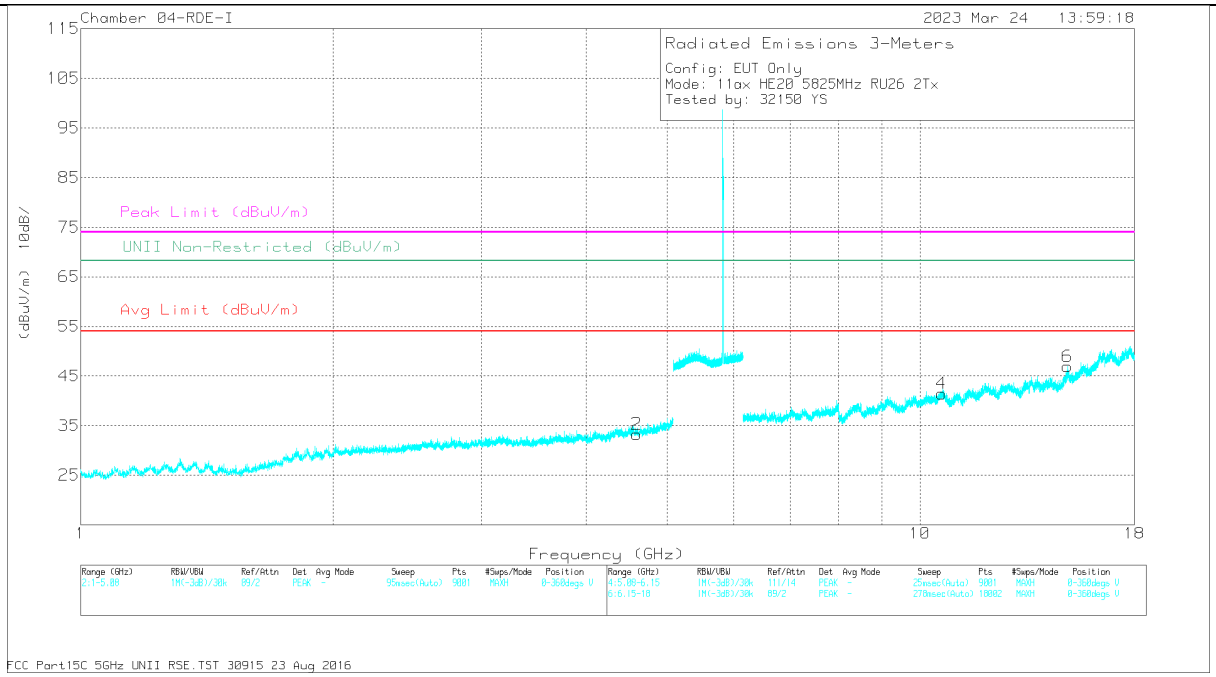

VERTICAL

UL VERIFICATION SERVICES
47173 Benicia Street, Fremont, CA 94538; USA TEL:(510) 319-4000 FAX:(510) 661-0888

This report shall not be reproduced except in full, without the written approval of UL VERIFICATION SERVICES

RADIATED EMISSIONS

Marker	Frequency (GHz)	Meter Reading (dBuV)	Det	84797 ACF (dB) - 3mH	Amp/Cbl/Fltr (dB)	Corrected Reading (dBuV/m)	Avg Limit (dBuV/m)	Margin (dB)	Peak Limit (dBuV/m)	PK Margin (dB)	UNII Non-Restricted (dBuV/m)	PK Margin (dB)	Azimuth (Degs)	Height (cm)	Polarity
1	* 4.596699	38.3	PK-U	34.3	-28.4	44.2	-	-	74	-29.8	-	-	360	260	H
	* 4.596609	26.89	ADR	34.3	-28.4	32.79	54	-21.21	-	-	-	-	360	260	H
2	* 4.59838	38.66	PK-U	34.3	-28.4	44.56	-	-	74	-29.44	-	-	196	144	V
	* 4.597917	26.76	ADR	34.3	-28.4	32.66	54	-21.34	-	-	-	-	196	144	V
3	* 10.607975	32.14	PK-U	37.6	-18.5	51.24	-	-	74	-22.76	-	-	135	249	H
	* 10.606331	21.03	ADR	37.5	-18.5	40.03	54	-13.97	-	-	-	-	135	249	H
5	14.983127	32.13	PK-U	40.5	-16.9	55.73	-	-	-	-	68.2	-12.47	211	259	H
4	* 10.60742	32.47	PK-U	37.6	-18.6	51.47	-	-	74	-22.53	-	-	322	323	V
	* 10.607494	21.11	ADR	37.6	-18.6	40.11	54	-13.89	-	-	-	-	322	323	V
6	14.981968	32.24	PK-U	40.5	-17	55.74	-	-	-	-	68.2	-12.46	193	136	V

* - indicates frequency in CFR47 Pt 15 / IC RSS-Restricted Band
PK-U - U-NII: Maximum Peak
ADR - U-NII AD primary method, RMS average

UL VERIFICATION SERVICES
47173 Benicia Street, Fremont, CA 94538; USA TEL:(510) 319-4000 FAX:(510) 661-0888
This report shall not be reproduced except in full, without the written approval of UL VERIFICATION SERVICES

2TX Antenna 6 + Antenna 5 OFDMA MODE: 26-Tones, RU Index 8

BANDEDGE (HIGH CHANNEL)

HORIZONTAL RESULT

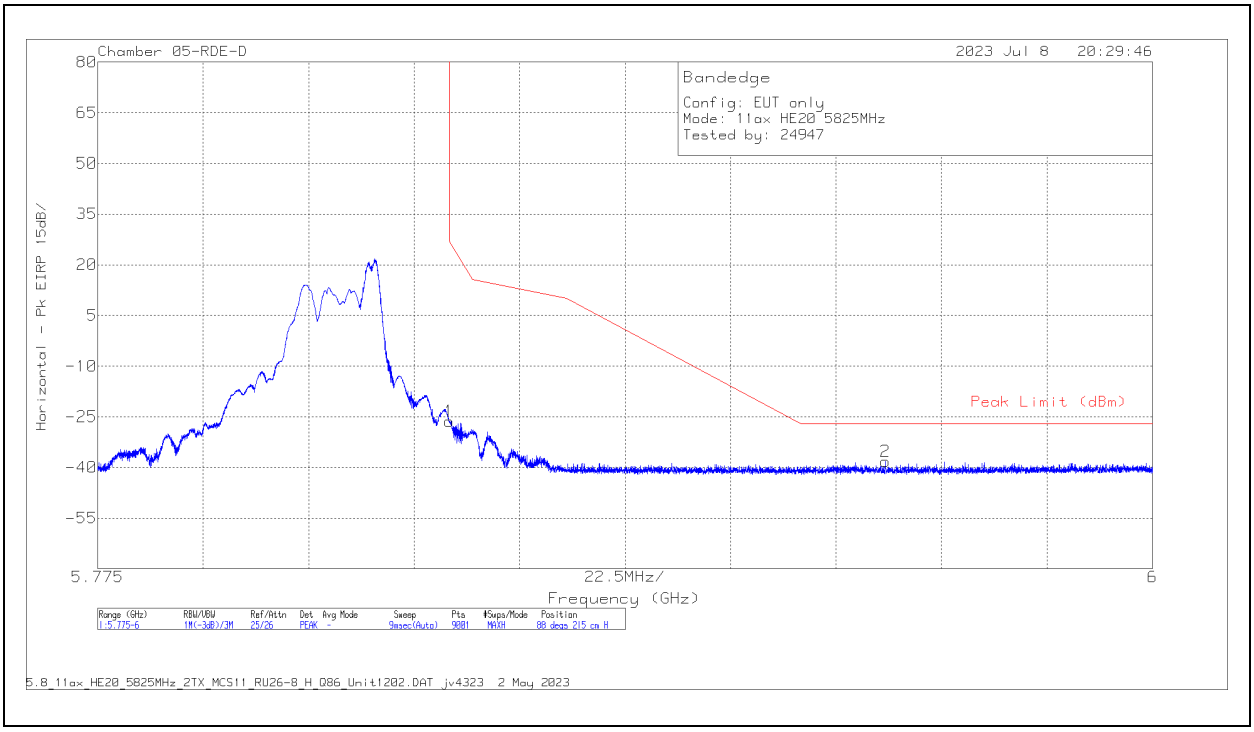

Marker	Frequency (GHz)	Meter Reading (dBm)	Det	230299 ACF (dB) 3mH	Conversion Factor (dB)	DCCF (dB)	Gain/Loss (dB)	Corrected Reading EIRP	Peak Limit (dBm)	PK Margin (dB)	Azimuth (Degs)	Height (cm)	Polarity
1	5.85	-36.12	Pk	35.2	11.8	0	-37.21	-26.33	27	-53.33	88	215	H
2	5.943025	-48.29	Pk	35.3	11.8	0	-37.03	-38.22	-27	-11.22	88	215	H

Pk - Peak detector

UL VERIFICATION SERVICES
47173 Benicia Street, Fremont, CA 94538; USA TEL:(510) 319-4000 FAX:(510) 661-0888
This report shall not be reproduced except in full, without the written approval of UL VERIFICATION SERVICES

VERTICAL RESULT

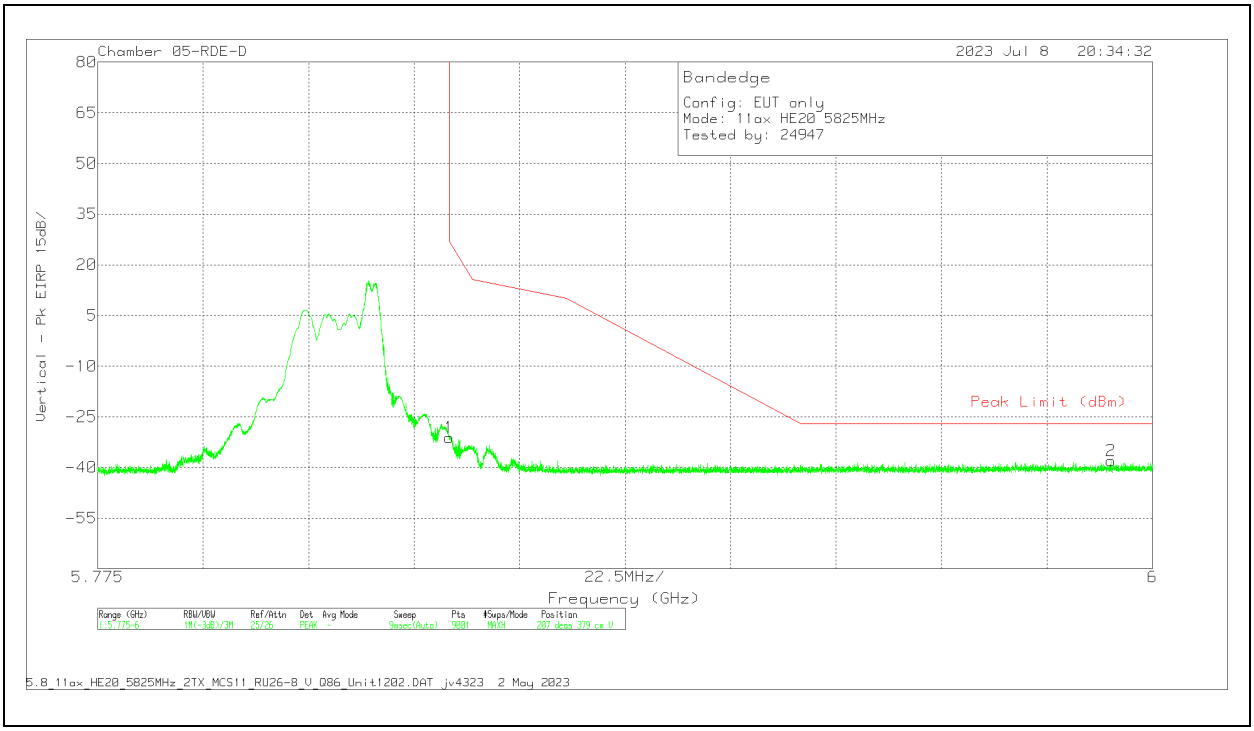

Marker	Frequency (GHz)	Meter Reading (dBm)	Det	230299 ACF (dB) 3mH	Conversion Factor (dB)	DCCF (dB)	Gain/Loss (dB)	Corrected Reading EIRP	Peak Limit (dBm)	PK Margin (dB)	Azimuth (Degs)	Height (cm)	Polarity
1	5.85	-40.88	Pk	35.2	11.8	0	-37.21	-31.09	27	-58.09	207	379	V
2	5.991125	-48.43	Pk	35.4	11.8	0	-36.85	-38.08	-27	-11.08	207	379	V

Pk - Peak detector

UL VERIFICATION SERVICES
47173 Benicia Street, Fremont, CA 94538; USA TEL:(510) 319-4000 FAX:(510) 661-0888

This report shall not be reproduced except in full, without the written approval of UL VERIFICATION SERVICES

2TX Antenna 6 + Antenna 5 OFDMA MODE: SU, Single User

BANDEDGE (LOW CHANNEL)

HORIZONTAL RESULT

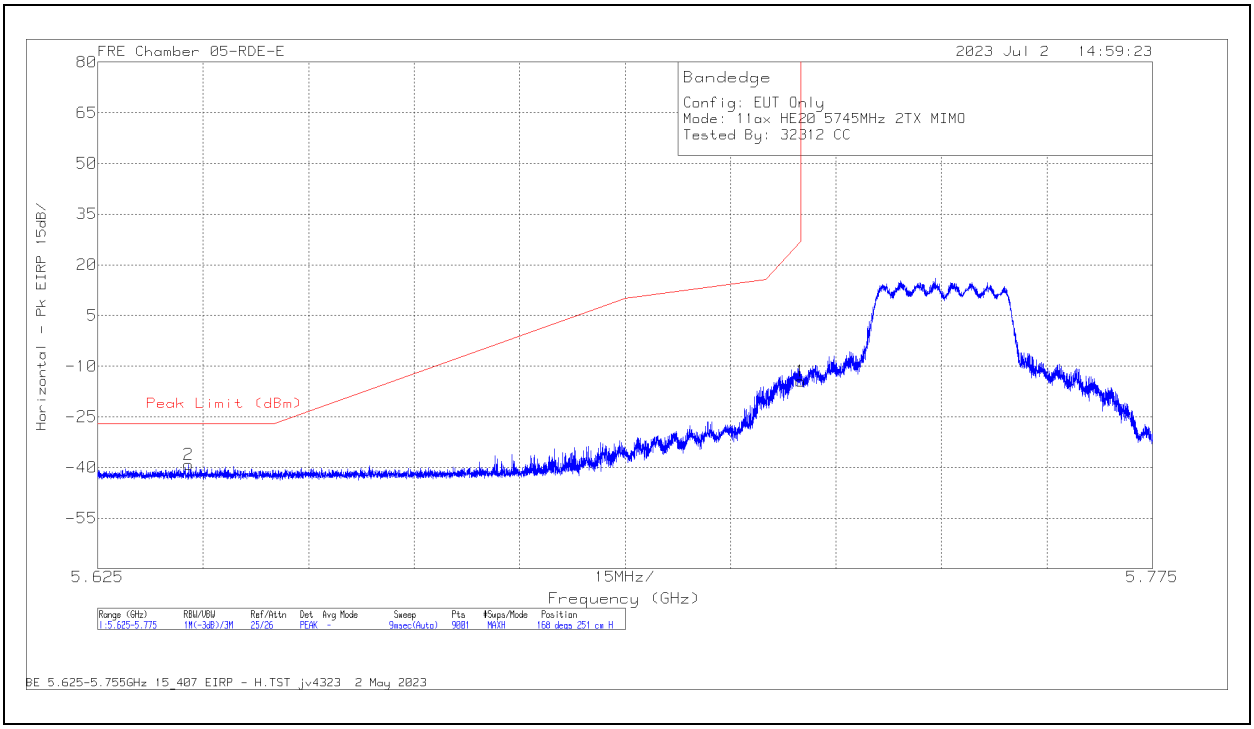

Marker	Frequency (GHz)	Meter Reading (dBm)	Det	226671 ACF (dB) 3mH	Conversion Factor (dB)	DCCF (dB)	Gain/Loss (dB)	Corrected Reading EIRP	Peak Limit (dBm)	PK Margin (dB)	Azimuth (Degs)	Height (cm)	Polarity
2	5.6379	-47.47	Pk	34.6	11.8	0	-38.04	-39.11	-27	-12.11	168	251	H
1	5.725	-23.17	Pk	34.7	11.8	0	-37.78	-14.45	27	-41.45	168	251	H

Pk - Peak detector

UL VERIFICATION SERVICES
47173 Benicia Street, Fremont, CA 94538; USA TEL:(510) 319-4000 FAX:(510) 661-0888
This report shall not be reproduced except in full, without the written approval of UL VERIFICATION SERVICES

VERTICAL RESULT

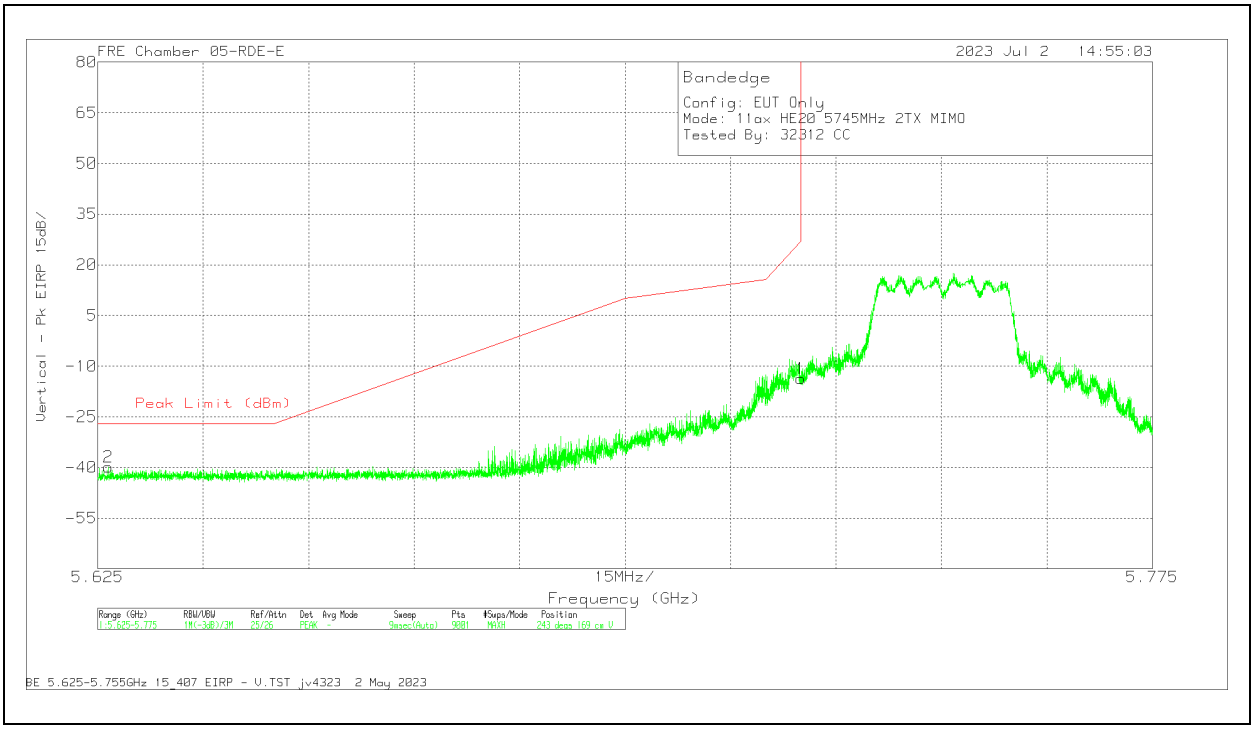

Marker	Frequency (GHz)	Meter Reading (dBm)	Det	226671 ACF (dB) 3mH	Conversion Factor (dB)	DCCF (dB)	Gain/Loss (dB)	Corrected Reading EIRP	Peak Limit (dBm)	PK Margin (dB)	Azimuth (Degs)	Height (cm)	Polarity
2	5.6265	-48.13	Pk	34.6	11.8	0	-38.09	-39.82	-27	-12.82	243	169	V
1	5.725	-22.48	Pk	34.7	11.8	0	-37.78	-13.76	27	-40.76	243	169	V

Pk - Peak detector

UL VERIFICATION SERVICES
47173 Benicia Street, Fremont, CA 94538; USA TEL:(510) 319-4000 FAX:(510) 661-0888

This report shall not be reproduced except in full, without the written approval of UL VERIFICATION SERVICES

BANDEDGE (HIGH CHANNEL)

HORIZONTAL RESULT

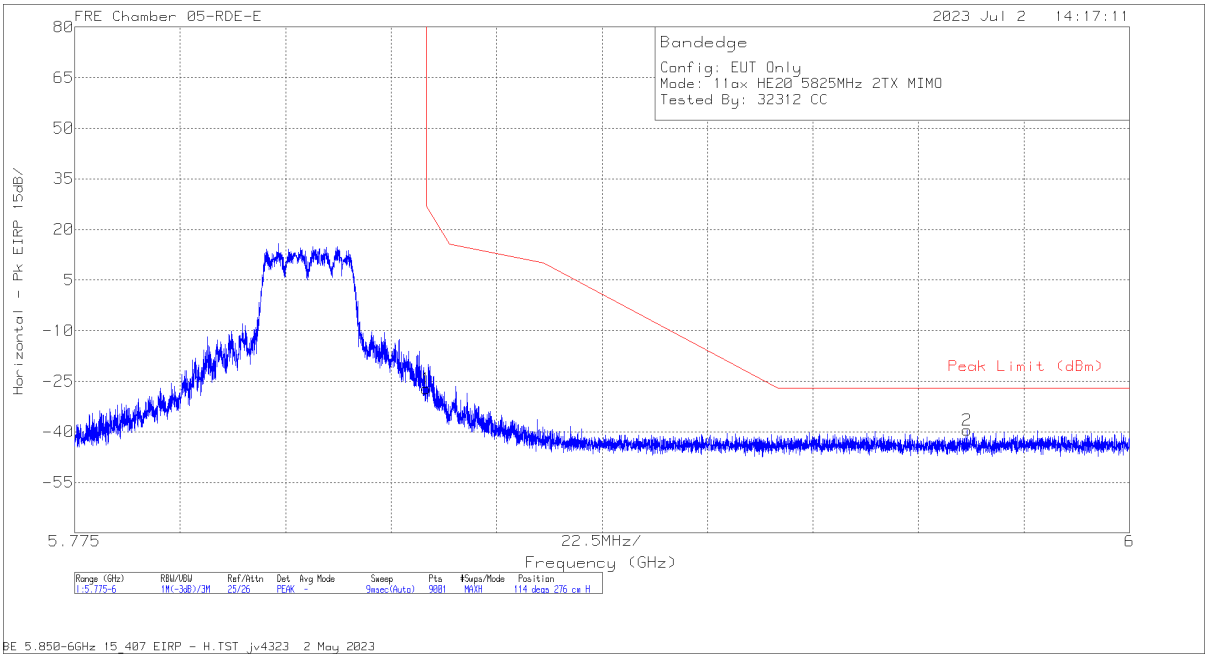

Marker	Frequency (GHz)	Meter Reading (dBm)	Det	226671 ACF (dB) 3mH	Conversion Factor (dB)	DCCF (dB)	Gain/Loss (dB)	Corrected Reading EIRP	Peak Limit (dBm)	PK Margin (dB)	Azimuth (Degs)	Height (cm)	Polarity
1	5.85	-36.62	Pk	34.9	11.8	0	-37.35	-27.27	27	-54.27	114	276	H
2	5.9654	-49.43	Pk	35.2	11.8	0	-37.12	-39.55	-27	-12.55	114	276	H

Pk - Peak detector

UL VERIFICATION SERVICES
47173 Benicia Street, Fremont, CA 94538; USA TEL:(510) 319-4000 FAX:(510) 661-0888
This report shall not be reproduced except in full, without the written approval of UL VERIFICATION SERVICES

VERTICAL RESULT

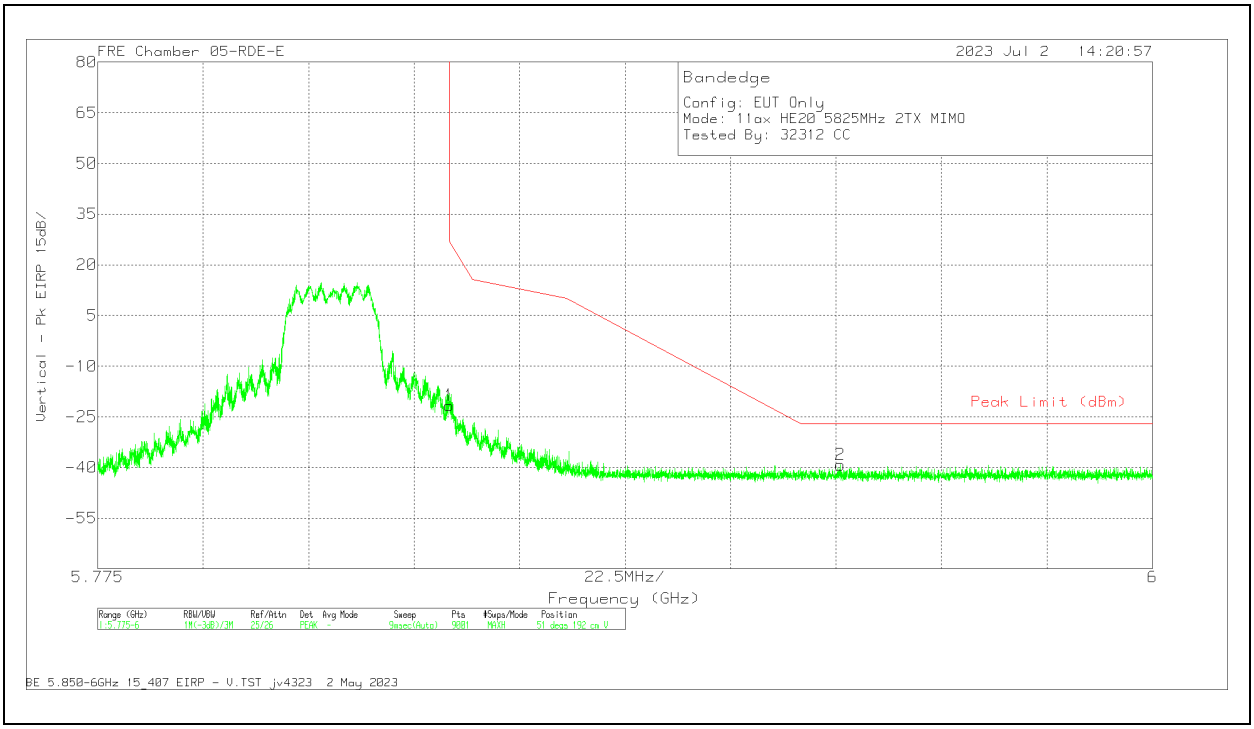

Marker	Frequency (GHz)	Meter Reading (dBm)	Det	226671 ACF (dB) 3mH	Conversion Factor (dB)	DCCF (dB)	Gain/Loss (dB)	Corrected Reading EIRP	Peak Limit (dBm)	PK Margin (dB)	Azimuth (Degs)	Height (cm)	Polarity
1	5.85	-30.93	Pk	34.9	11.8	0	-37.35	-21.58	27	-48.58	51	192	V
2	5.93345	-49.1	Pk	35.1	11.8	0	-37	-39.2	-27	-12.2	51	192	V

Pk - Peak detector

UL VERIFICATION SERVICES
47173 Benicia Street, Fremont, CA 94538; USA TEL:(510) 319-4000 FAX:(510) 661-0888

This report shall not be reproduced except in full, without the written approval of UL VERIFICATION SERVICES

1.1.64 5.8GHz Band HARMONICS AND SPURIOUS EMISSIONS, 2TX HE20 SU MODE

LOW CHANNEL RESULTS

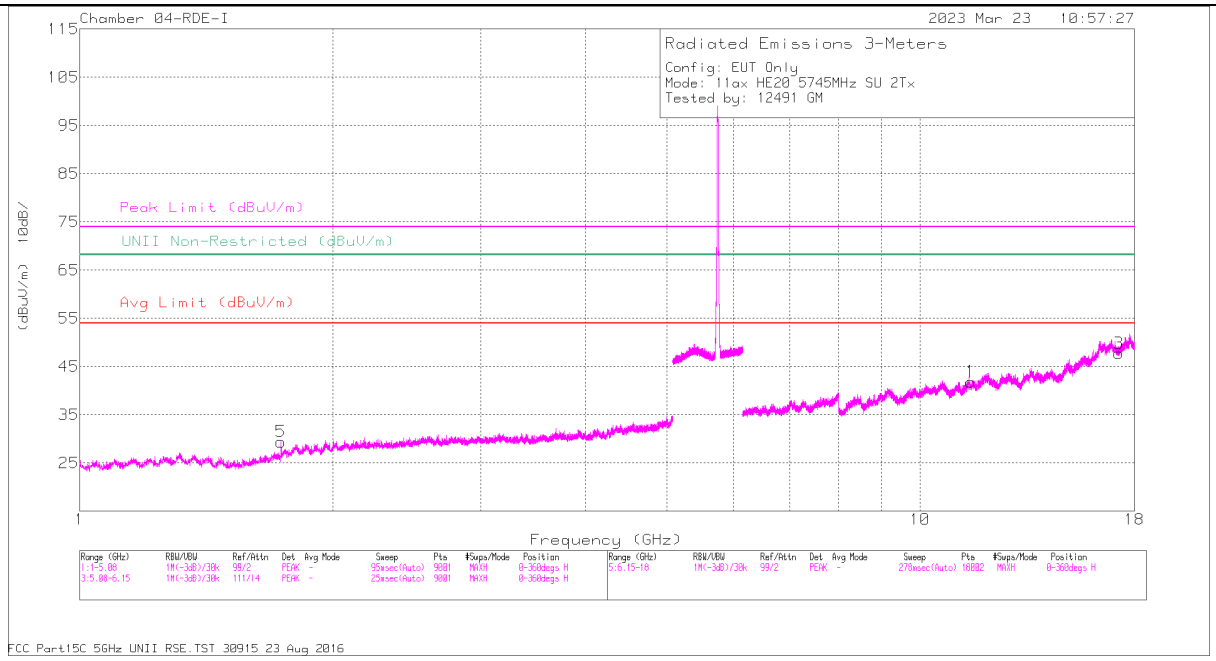

HORIZONTAL

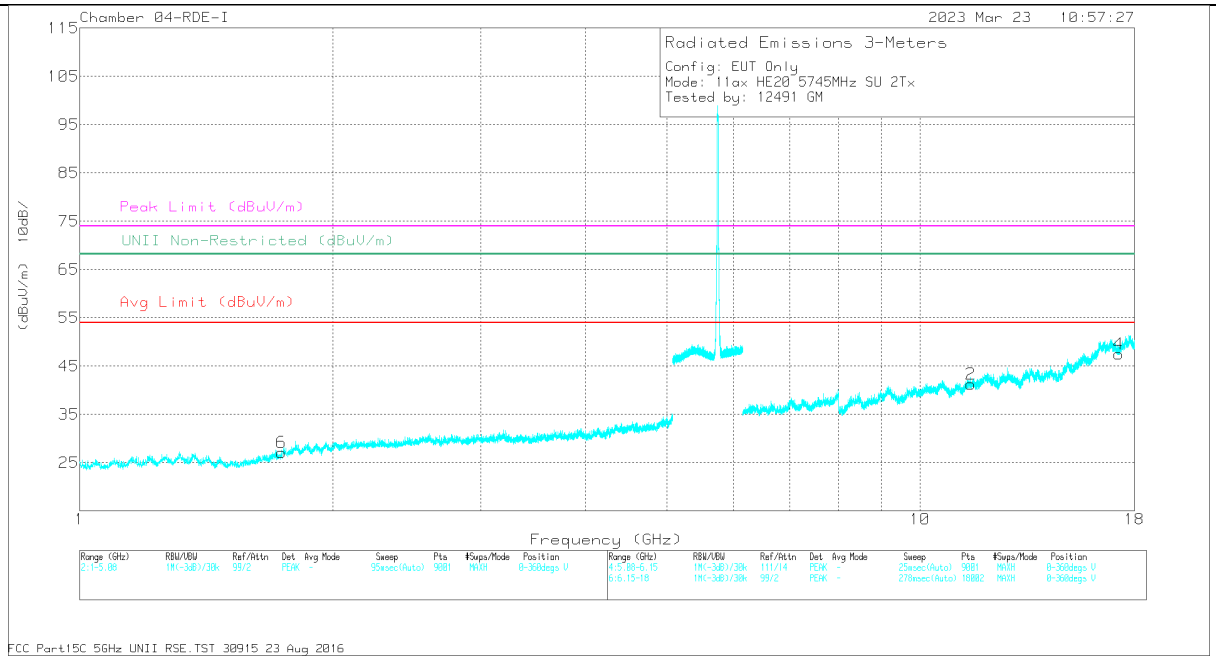

VERTICAL

UL VERIFICATION SERVICES
47173 Benicia Street, Fremont, CA 94538; USA TEL:(510) 319-4000 FAX:(510) 661-0888

This report shall not be reproduced except in full, without the written approval of UL VERIFICATION SERVICES

RADIATED EMISSIONS

Marker	Frequency (GHz)	Meter Reading (dBuV)	Det	84797 ACF (dB) - 3mH	Amp/Cbl/Fltr (dB)	Corrected Reading (dBuV/m)	Avg Limit (dBuV/m)	Margin (dB)	Peak Limit (dBuV/m)	PK Margin (dB)	UNII Non-Restricted (dBuV/m)	PK Margin (dB)	Azimuth (Degs)	Height (cm)	Polarity
5	1.738455	39.27	PK-U	29.8	-32.6	36.47	-	-	-	-	68.2	-31.73	137	145	H
6	1.736413	40.13	PK-U	29.8	-32.3	37.63	-	-	-	-	68.2	-30.57	262	138	V
1	* 11.496926	31.97	PK-U	38	-18.7	51.27	-	-	74	-22.73	-	-	146	383	H
	* 11.49543	20.4	ADR	38	-18.6	39.8	54	-14.2	-	-	-	-	146	383	H
3	17.231378	31.04	PK-U	41.3	-13.8	58.54	-	-	-	-	68.2	-9.66	223	295	H
2	* 11.49676	32.15	PK-U	38	-18.6	51.55	-	-	74	-22.45	-	-	19	225	V
	* 11.496755	20.02	ADR	38	-18.6	39.42	54	-14.58	-	-	-	-	19	225	V
4	17.232726	30.71	PK-U	41.3	-13.8	58.21	-	-	-	-	68.2	-9.99	18	342	V

* - indicates frequency in CFR47 Pt 15 / IC RSS-Restricted Band
PK-U - U-NII: Maximum Peak
ADR - U-NII AD primary method, RMS average

UL VERIFICATION SERVICES
47173 Benicia Street, Fremont, CA 94538; USA TEL:(510) 319-4000 FAX:(510) 661-0888
This report shall not be reproduced except in full, without the written approval of UL VERIFICATION SERVICES

MID CHANNEL RESULTS

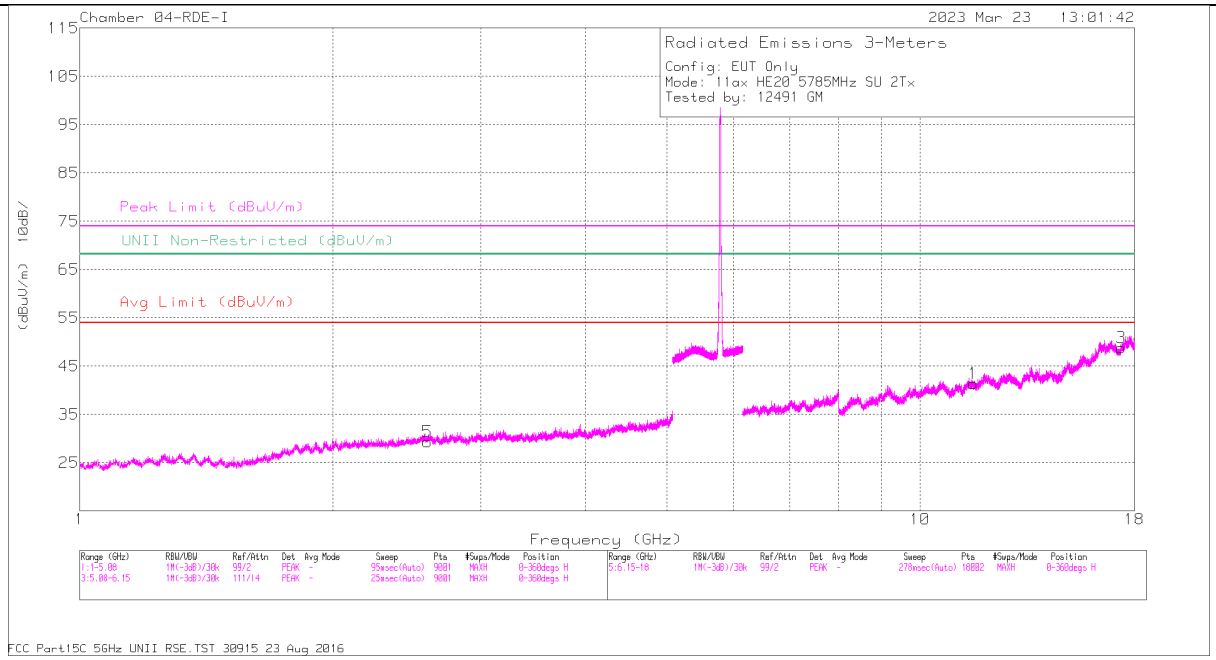

HORIZONTAL

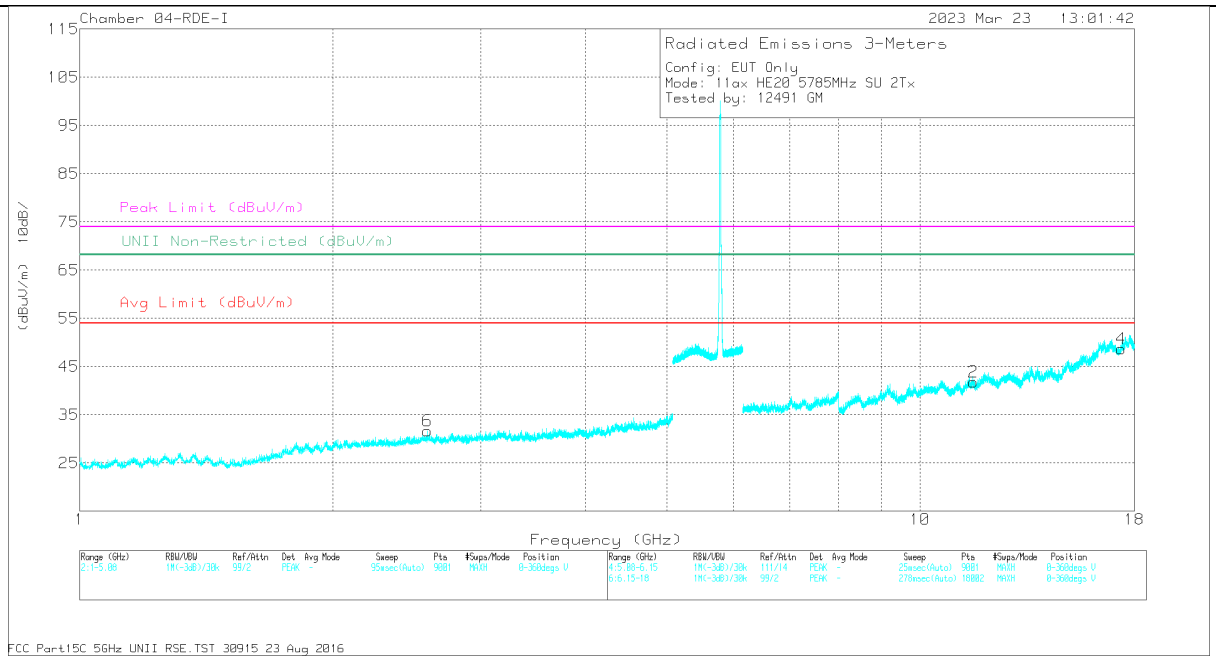

VERTICAL

UL VERIFICATION SERVICES
47173 Benicia Street, Fremont, CA 94538; USA TEL:(510) 319-4000 FAX:(510) 661-0888

This report shall not be reproduced except in full, without the written approval of UL VERIFICATION SERVICES

RADIATED EMISSIONS

Marker	Frequency (GHz)	Meter Reading (dBuV)	Det	84797 ACF (dB) - 3mH	Amp/Cbl/Fltr (dB)	Corrected Reading (dBuV/m)	Avg Limit (dBuV/m)	Margin (dB)	Peak Limit (dBuV/m)	PK Margin (dB)	UNII Non-Restricted (dBuV/m)	PK Margin (dB)	Azimuth (Degs)	Height (cm)	Polarity
5	2.59361	37.5	PK-U	32.4	-30.6	39.3	-	-	-	-	68.2	-28.9	240	137	H
6	2.590279	37.87	PK-U	32.3	-30.6	39.57	-	-	-	-	68.2	-28.63	359	166	V
1	* 11.565781	32.11	PK-U	38.1	-18.4	51.81	-	-	74	-22.19	-	-	27	366	H
	* 11.565794	20.57	ADR	38.1	-18.4	40.27	54	-13.73	-	-	-	-	27	366	H
3	17.369403	31.58	PK-U	41.4	-13.8	59.18	-	-	-	-	68.2	-9.02	2	200	H
2	* 11.573839	32.12	PK-U	38.1	-18.6	51.62	-	-	74	-22.38	-	-	202	196	V
	* 11.574432	20.3	ADR	38.1	-18.7	39.7	54	-14.3	-	-	-	-	202	196	V
4	17.357664	31.28	PK-U	41.4	-13.9	58.78	-	-	-	-	68.2	-9.42	0	165	V

* - indicates frequency in CFR47 Pt 15 / IC RSS-Restricted Band
PK-U - U-NII: Maximum Peak
ADR - U-NII AD primary method, RMS average

UL VERIFICATION SERVICES
47173 Benicia Street, Fremont, CA 94538; USA TEL:(510) 319-4000 FAX:(510) 661-0888
This report shall not be reproduced except in full, without the written approval of UL VERIFICATION SERVICES

HIGH CHANNEL RESULTS

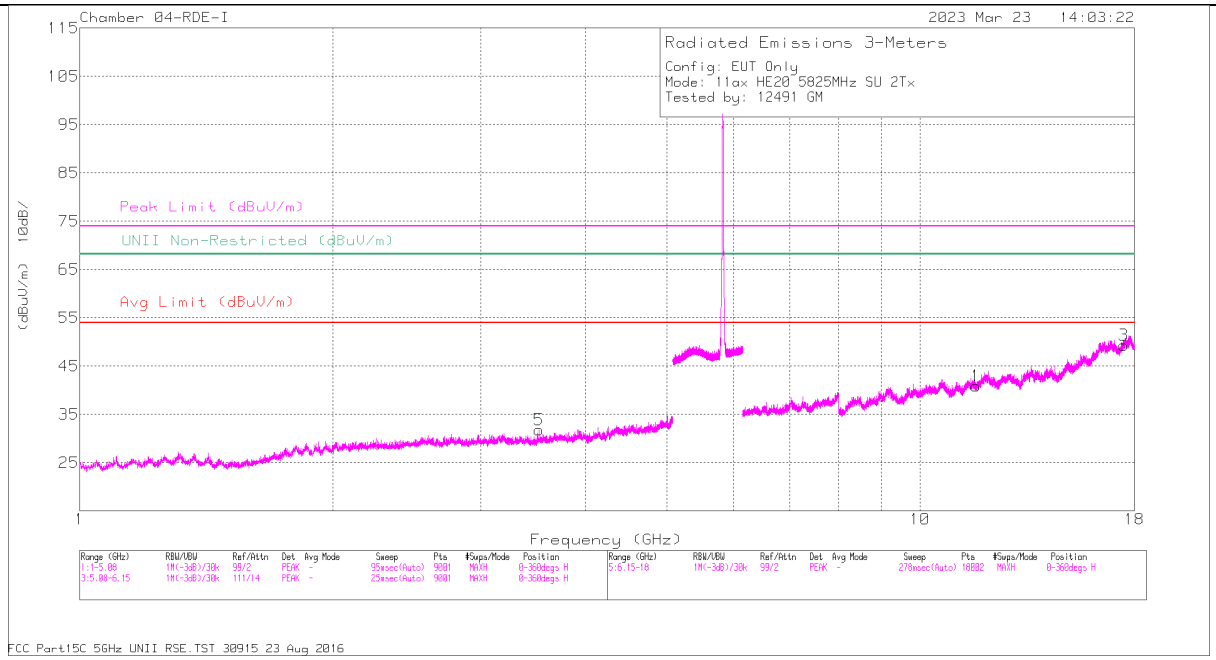

HORIZONTAL

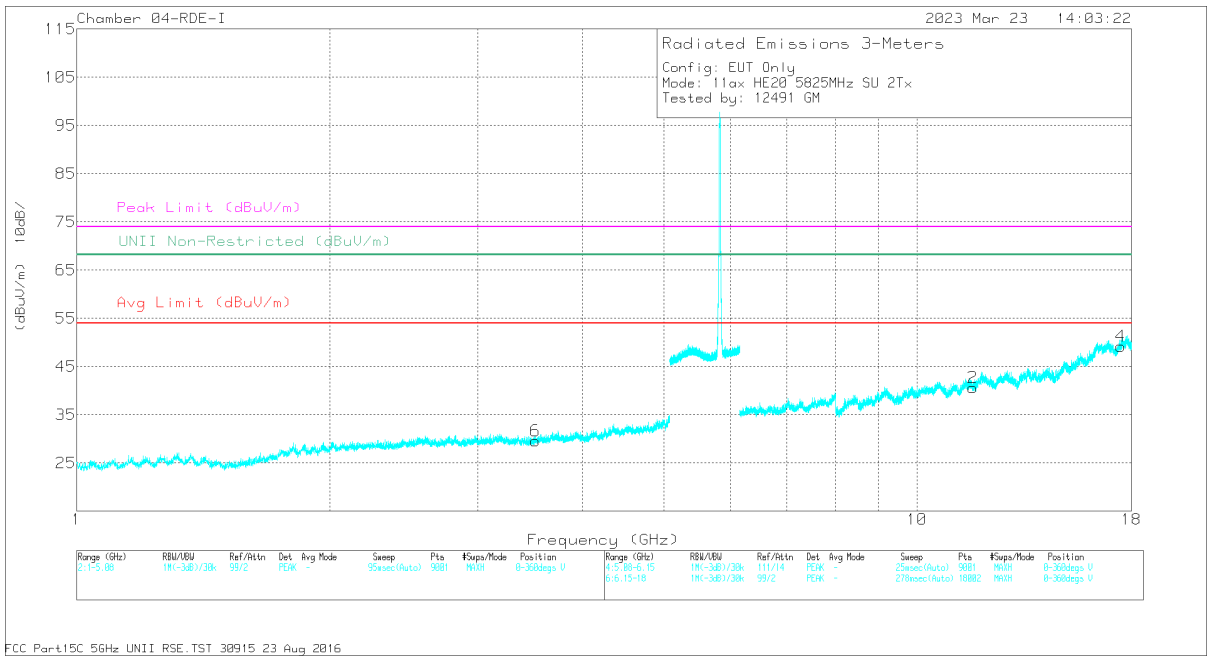

VERTICAL

UL VERIFICATION SERVICES
47173 Benicia Street, Fremont, CA 94538; USA TEL:(510) 319-4000 FAX:(510) 661-0888

This report shall not be reproduced except in full, without the written approval of UL VERIFICATION SERVICES

RADIATED EMISSIONS

Marker	Frequency (GHz)	Meter Reading (dBuV)	Det	84797 ACF (dB) - 3mH	Amp/Cbl/Fltr (dB)	Corrected Reading (dBuV/m)	Avg Limit (dBuV/m)	Margin (dB)	Peak Limit (dBuV/m)	PK Margin (dB)	UNII Non-Restricted (dBuV/m)	PK Margin (dB)	Azimuth (Degs)	Height (cm)	Polarity
5	* 3.516824	36.59	PK-U	32.8	-29.7	39.69	-	-	74	-34.31	-	-	195	167	H
	* 3.517145	24.94	ADR	32.8	-29.7	28.04	54	-25.96	-	-	-	-	195	167	H
6	* 3.515652	36.27	PK-U	32.8	-29.7	39.37	-	-	74	-34.63	-	-	0	108	V
	* 3.514366	24.74	ADR	32.8	-29.7	27.84	54	-26.16	-	-	-	-	0	108	V
1	* 11.64822	32.37	PK-U	38.2	-18.8	51.77	-	-	74	-22.23	-	-	231	202	H
	* 11.649956	20.1	ADR	38.2	-18.7	39.6	54	-14.4	-	-	-	-	231	202	H
3	17.476006	32.14	PK-U	41.6	-13.3	60.44	-	-	-	-	68.2	-7.76	240	108	H
2	* 11.649701	31.8	PK-U	38.2	-18.7	51.3	-	-	74	-22.7	-	-	27	360	V
	* 11.650781	20.22	ADR	38.2	-18.6	39.82	54	-14.18	-	-	-	-	27	360	V
4	17.473908	31.08	PK-U	41.6	-13.2	59.48	-	-	-	-	68.2	-8.72	272	102	V

* - indicates frequency in CFR47 Pt 15 / IC RSS-Restricted Band
PK-U - U-NII: Maximum Peak
ADR - U-NII AD primary method, RMS average

UL VERIFICATION SERVICES
47173 Benicia Street, Fremont, CA 94538; USA TEL:(510) 319-4000 FAX:(510) 661-0888
This report shall not be reproduced except in full, without the written approval of UL VERIFICATION SERVICES

1.1.65 TX ABOVE 1 GHz 802.11ax HE40 MODE IN THE 5.8GHz BAND

1TX Antenna 6 MODE: 26-Tones, RU Index 0

BANDEDGE (LOW CHANNEL)

HORIZONTAL RESULT

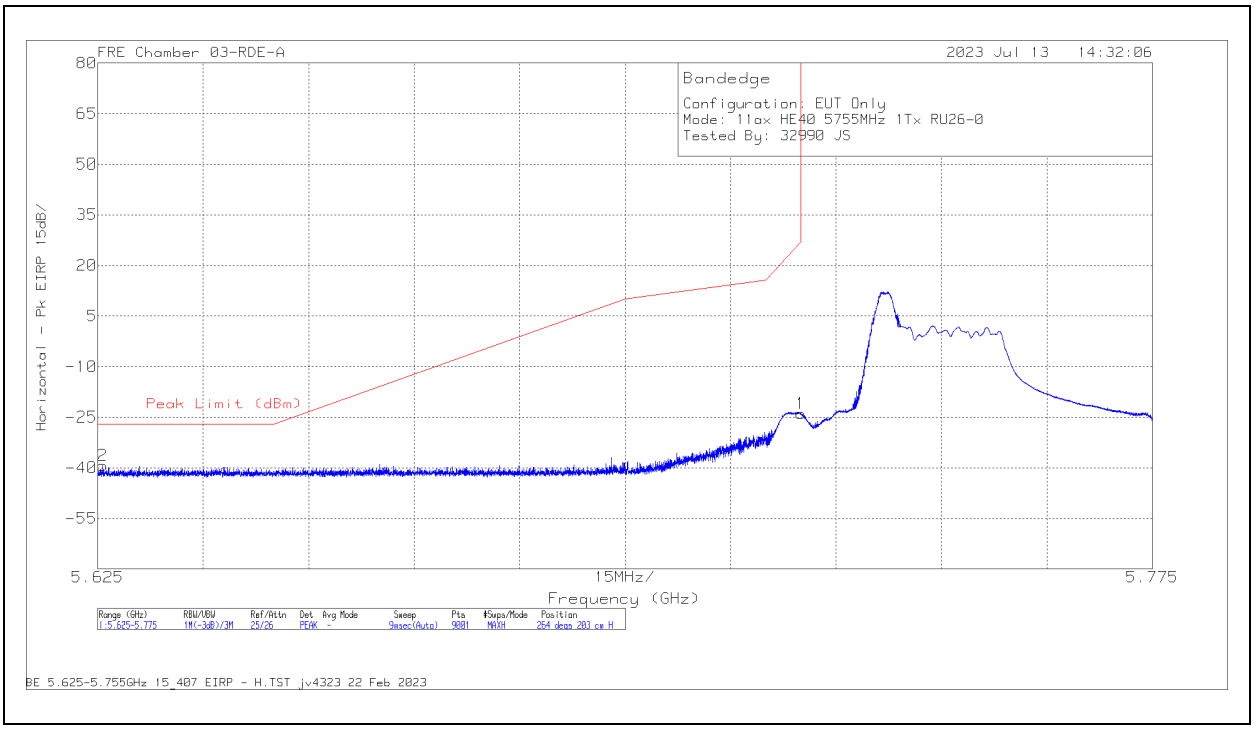

Marker	Frequency (GHz)	Meter Reading (dBm)	Det	200897 ACF (dB) 3mH	Conversion Factor (dB)	DCCF (dB)	Gain/Loss (dB)	Corrected Reading EIRP	Peak Limit (dBm)	PK Margin (dB)	Azimuth (Degs)	Height (cm)	Polarity
2	5.6257	-47.37	Pk	34.3	11.8	0	-37.97	-39.24	-27	-12.24	264	203	H
1	5.725	-32.37	Pk	34.5	11.8	0	-37.78	-23.85	27	-50.85	264	203	H

Pk - Peak detector

UL VERIFICATION SERVICES
47173 Benicia Street, Fremont, CA 94538; USA TEL:(510) 319-4000 FAX:(510) 661-0888
This report shall not be reproduced except in full, without the written approval of UL VERIFICATION SERVICES

VERTICAL RESULT

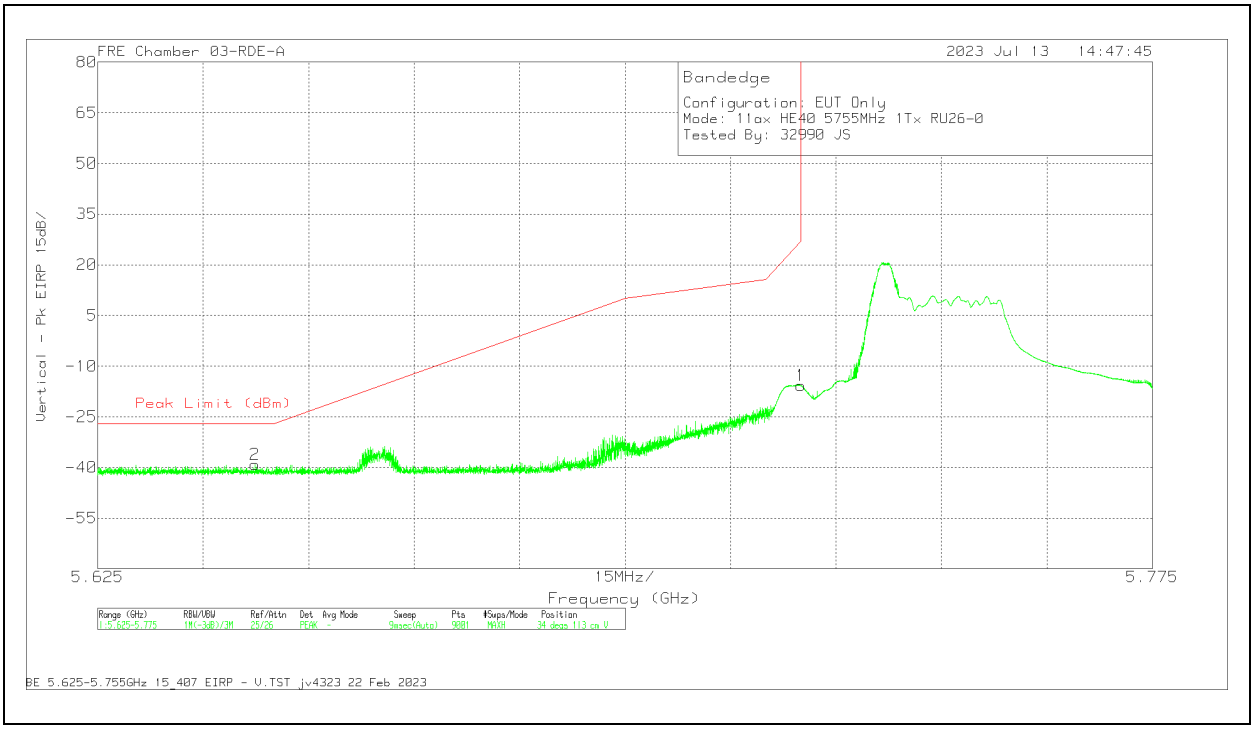

Marker	Frequency (GHz)	Meter Reading (dBm)	Det	200897 ACF (dB) 3mH	Conversion Factor (dB)	DCCF (dB)	Gain/Loss (dB)	Corrected Reading EIRP	Peak Limit (dBm)	PK Margin (dB)	Azimuth (Degs)	Height (cm)	Polarity
2	5.64735	-47.46	Pk	34.4	11.8	0	-37.93	-39.19	-27	-12.19	34	113	V
1	5.725	-24.28	Pk	34.5	11.8	0	-37.78	-15.76	27	-42.76	34	113	V

Pk - Peak detector

UL VERIFICATION SERVICES
47173 Benicia Street, Fremont, CA 94538; USA TEL:(510) 319-4000 FAX:(510) 661-0888

This report shall not be reproduced except in full, without the written approval of UL VERIFICATION SERVICES

1TX Antenna 6 MODE: 26-Tones, RU Index 17

BANDEDGE (HIGH CHANNEL)

HORIZONTAL RESULT

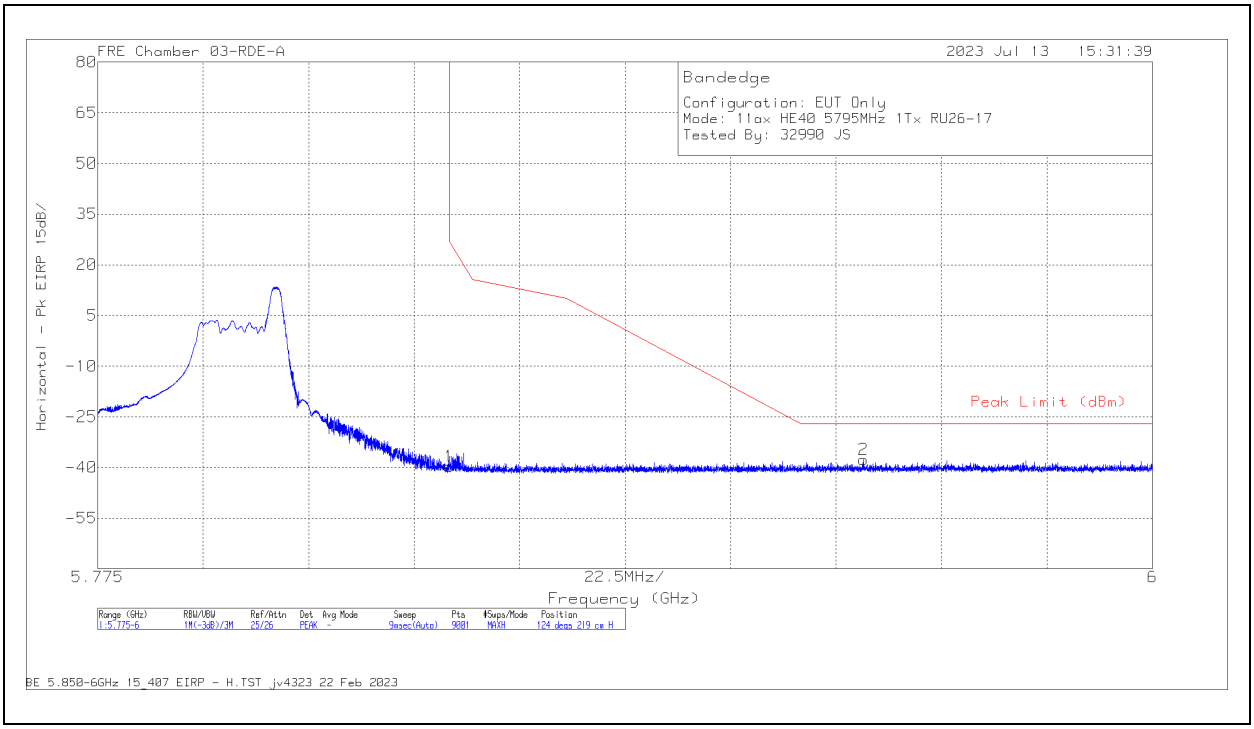

Marker	Frequency (GHz)	Meter Reading (dBm)	Det	200897 ACF (dB) 3mH	Conversion Factor (dB)	DCCF (dB)	Gain/Loss (dB)	Corrected Reading EIRP	Peak Limit (dBm)	PK Margin (dB)	Azimuth (Degs)	Height (cm)	Polarity
1	5.85	-48.91	Pk	34.9	11.8	0	-37.49	-39.7	27	-66.7	124	219	H
2	5.9383	-47.23	Pk	35.1	11.8	0	-37.29	-37.62	-27	-10.62	124	219	H

Pk - Peak detector

UL VERIFICATION SERVICES
47173 Benicia Street, Fremont, CA 94538; USA TEL:(510) 319-4000 FAX:(510) 661-0888
This report shall not be reproduced except in full, without the written approval of UL VERIFICATION SERVICES

VERTICAL RESULT

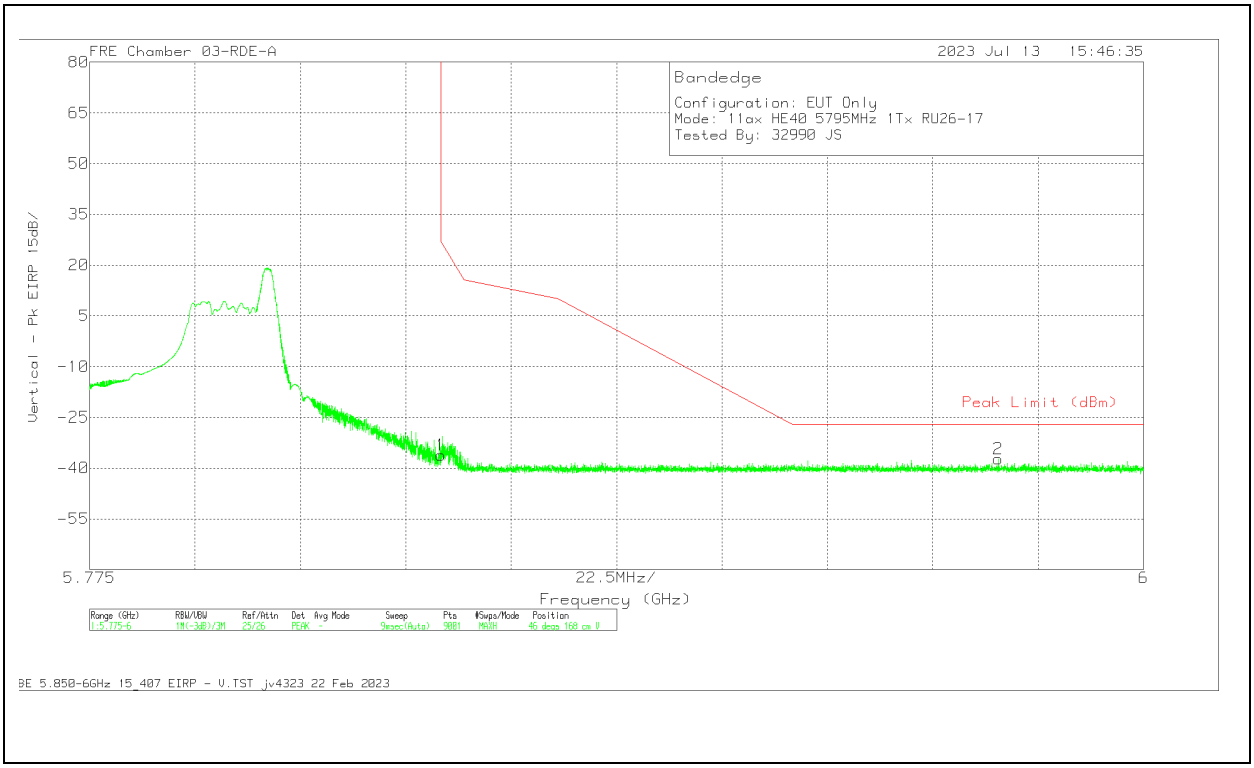

Marker	Frequency (GHz)	Meter Reading (dBm)	Det	200897 ACF (dB) 3mH	Conversion Factor (dB)	DCCF (dB)	Gain/Loss (dB)	Corrected Reading EIRP	Peak Limit (dBm)	PK Margin (dB)	Azimuth (Degs)	Height (cm)	Polarity
1	5.85	-45.42	Pk	34.9	11.8	0	-37.49	-36.21	27	-63.21	46	168	V
2	5.968975	-46.85	Pk	35.1	11.8	0	-37.25	-37.2	-27	-10.2	46	168	V

Pk - Peak detector

UL VERIFICATION SERVICES
47173 Benicia Street, Fremont, CA 94538; USA TEL:(510) 319-4000 FAX:(510) 661-0888

This report shall not be reproduced except in full, without the written approval of UL VERIFICATION SERVICES

1TX Antenna 6 MODE: SU, Single User

BANDEDGE (LOW CHANNEL)

HORIZONTAL RESULT

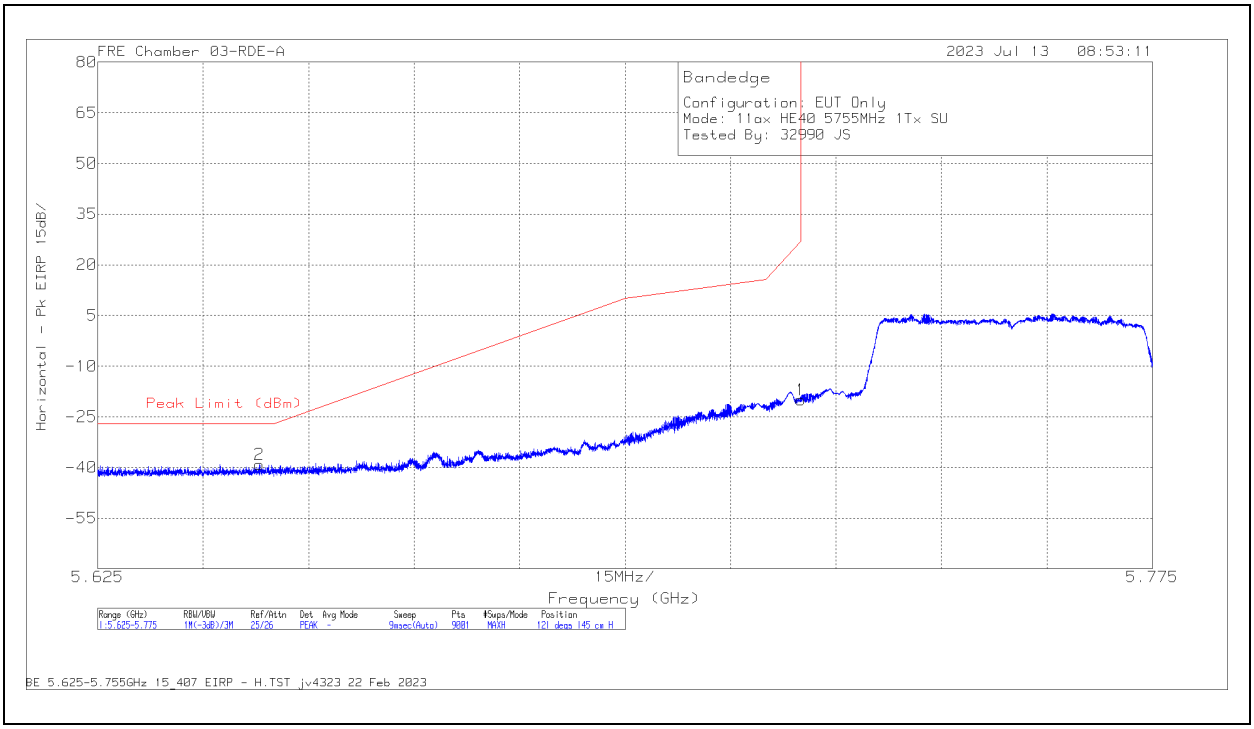

Marker	Frequency (GHz)	Meter Reading (dBm)	Det	200897 ACF (dB) 3mH	Conversion Factor (dB)	DCCF (dB)	Gain/Loss (dB)	Corrected Reading EIRP	Peak Limit (dBm)	PK Margin (dB)	Azimuth (Degs)	Height (cm)	Polarity
2	5.647984	-47.37	Pk	34.4	11.8	0	-37.94	-39.11	-27	-12.11	121	145	H
1	5.725	-28.59	Pk	34.5	11.8	0	-37.78	-20.07	27	-47.07	121	145	H

Pk - Peak detector

UL VERIFICATION SERVICES
47173 Benicia Street, Fremont, CA 94538; USA TEL:(510) 319-4000 FAX:(510) 661-0888
This report shall not be reproduced except in full, without the written approval of UL VERIFICATION SERVICES

VERTICAL RESULT

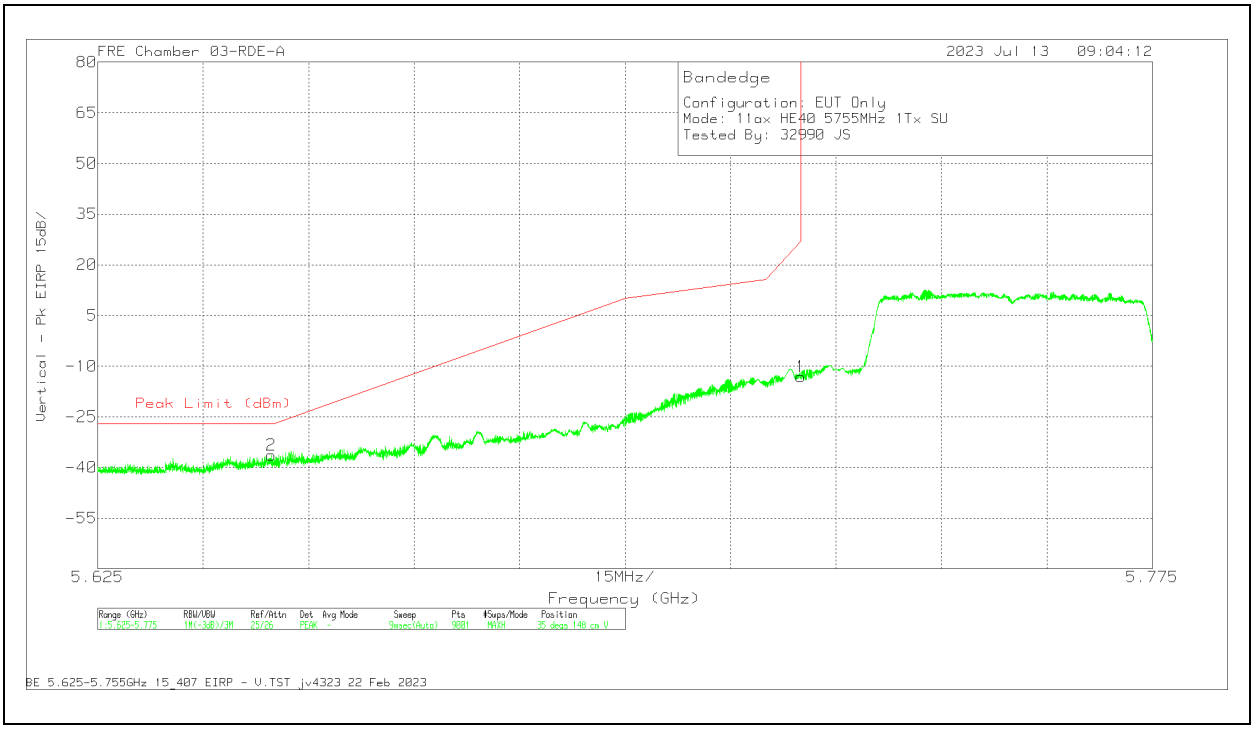

Marker	Frequency (GHz)	Meter Reading (dBm)	Det	200897 ACF (dB) 3mH	Conversion Factor (dB)	DCCF (dB)	Gain/Loss (dB)	Corrected Reading EIRP	Peak Limit (dBm)	PK Margin (dB)	Azimuth (Degs)	Height (cm)	Polarity
2	5.649684	-44.54	Pk	34.4	11.8	0	-37.94	-36.28	-27	-9.28	35	148	V
1	5.725	-21.67	Pk	34.5	11.8	0	-37.78	-13.15	27	-40.15	35	148	V

Pk - Peak detector

UL VERIFICATION SERVICES
47173 Benicia Street, Fremont, CA 94538; USA TEL:(510) 319-4000 FAX:(510) 661-0888

This report shall not be reproduced except in full, without the written approval of UL VERIFICATION SERVICES

BANDEDGE (HIGH CHANNEL)

HORIZONTAL RESULT

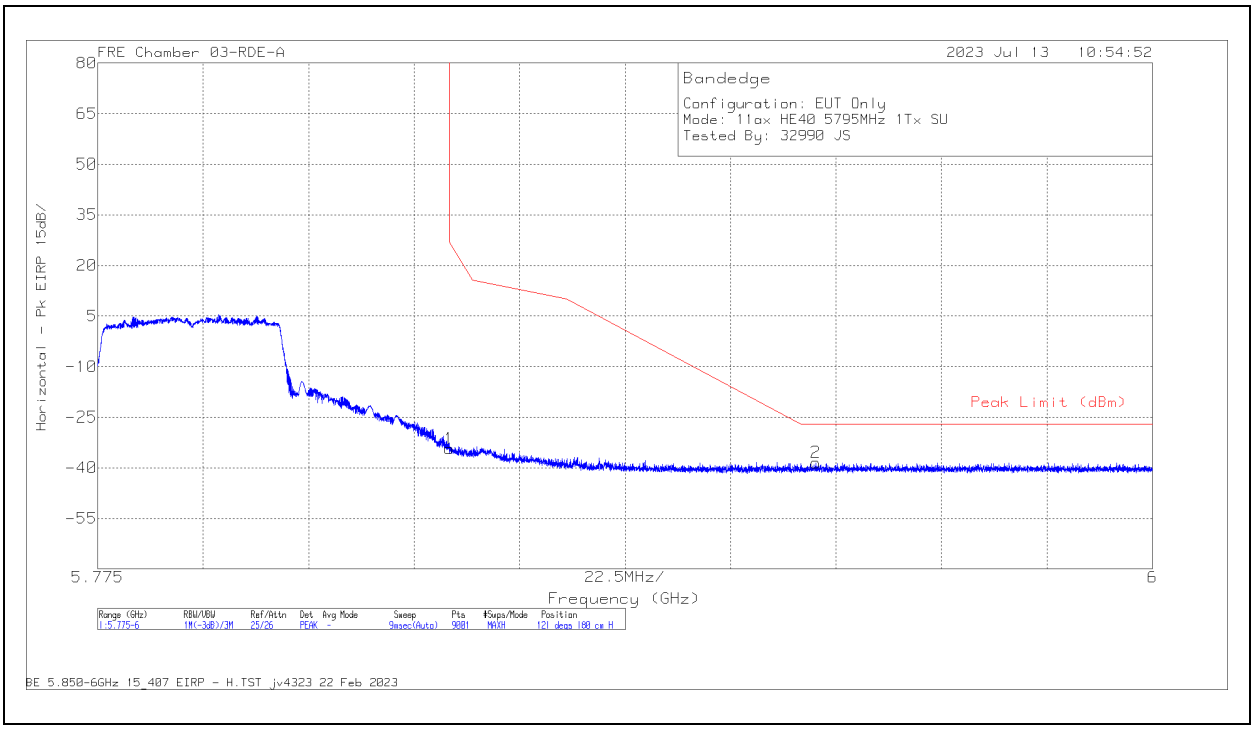

Marker	Frequency (GHz)	Meter Reading (dBm)	Det	200897 ACF (dB) 3mH	Conversion Factor (dB)	DCCF (dB)	Gain/Loss (dB)	Corrected Reading EIRP	Peak Limit (dBm)	PK Margin (dB)	Azimuth (Degs)	Height (cm)	Polarity
1	5.85	-43.5	Pk	34.9	11.8	0	-37.49	-34.29	27	-61.29	121	180	H
2	5.928225	-48.05	Pk	35.1	11.8	0	-37.31	-38.46	-27	-11.46	121	180	H

Pk - Peak detector

UL VERIFICATION SERVICES
47173 Benicia Street, Fremont, CA 94538; USA TEL:(510) 319-4000 FAX:(510) 661-0888

This report shall not be reproduced except in full, without the written approval of UL VERIFICATION SERVICES

VERTICAL RESULT

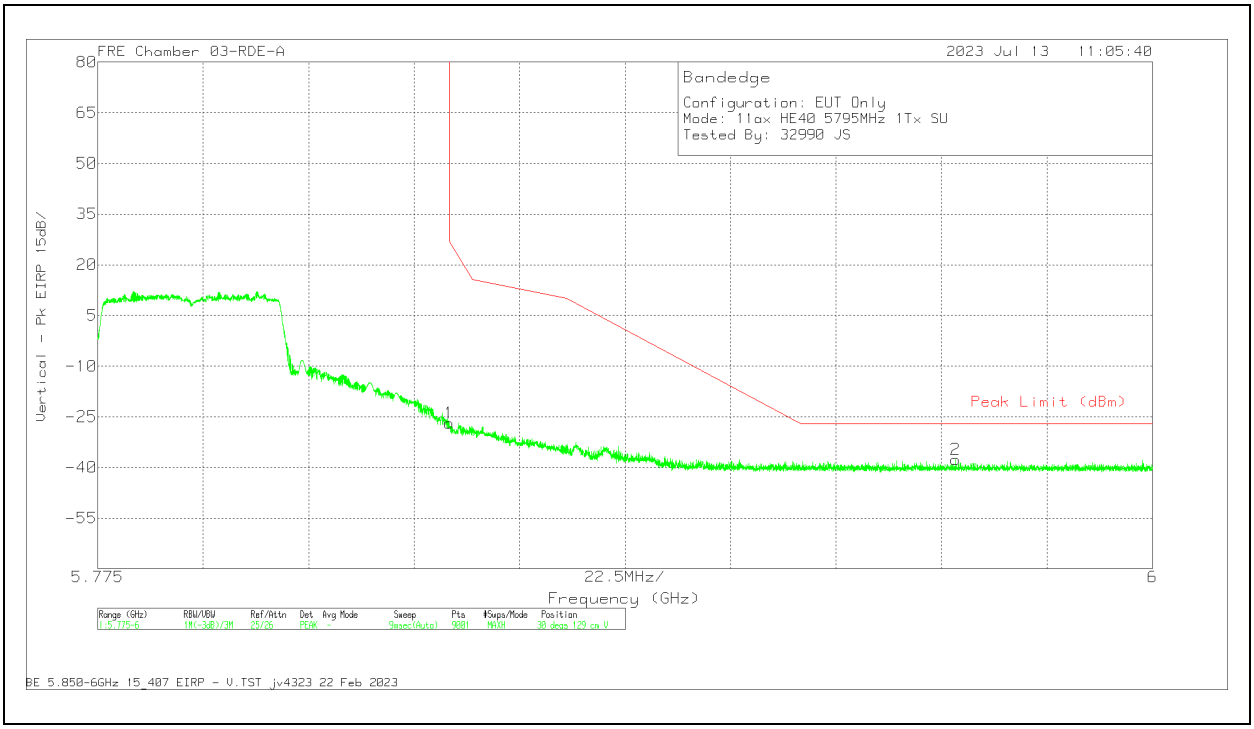

Marker	Frequency (GHz)	Meter Reading (dBm)	Det	200897 ACF (dB) 3mH	Conversion Factor (dB)	DCCF (dB)	Gain/Loss (dB)	Corrected Reading EIRP	Peak Limit (dBm)	PK Margin (dB)	Azimuth (Degs)	Height (cm)	Polarity
1	5.85	-35.99	Pk	34.9	11.8	0	-37.49	-26.78	27	-53.78	30	129	V
2	5.958	-47.3	Pk	35.1	11.8	0	-37.26	-37.66	-27	-10.66	30	129	V

Pk - Peak detector

UL VERIFICATION SERVICES
47173 Benicia Street, Fremont, CA 94538; USA TEL:(510) 319-4000 FAX:(510) 661-0888

This report shall not be reproduced except in full, without the written approval of UL VERIFICATION SERVICES

1TX Antenna 5 MODE: 26-Tones, RU Index 0

BANDEDGE (LOW CHANNEL)

HORIZONTAL RESULT

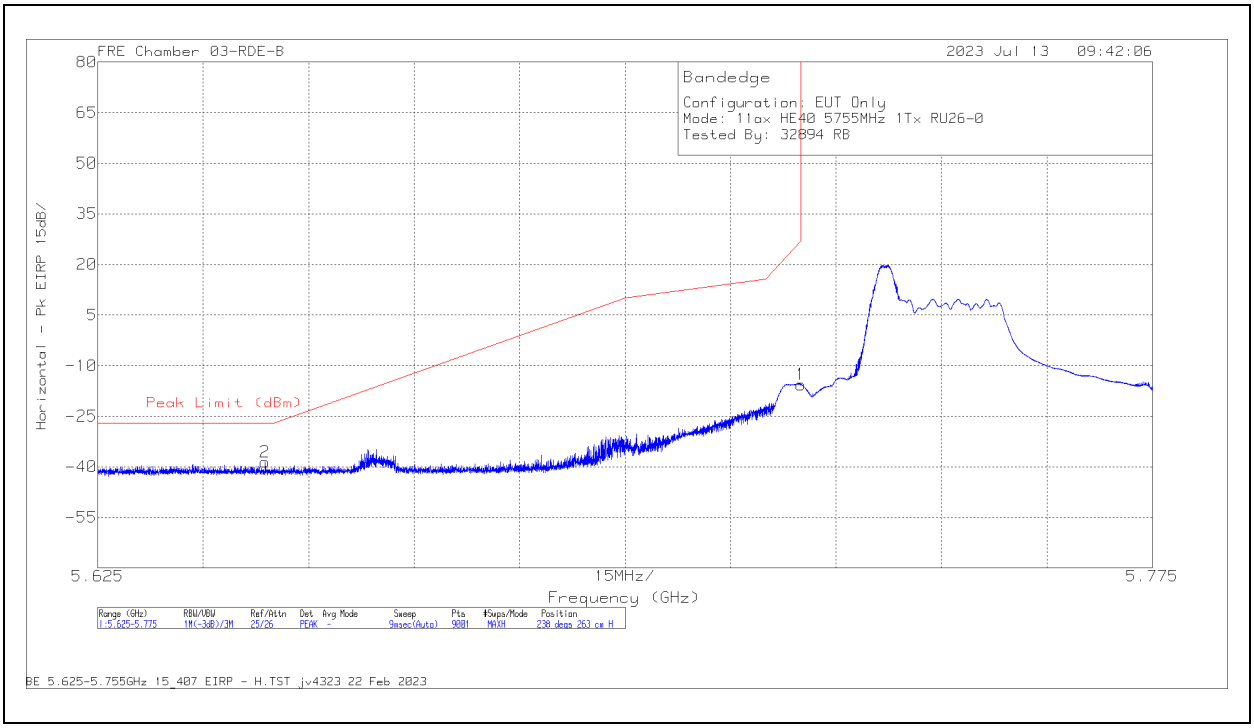

Marker	Frequency (GHz)	Meter Reading (dBm)	Det	230300 ACF (dB/m)	Conversion Factor (dB)	DCCF (dB)	Gain/Loss (dB)	Corrected Reading EIRP	Peak Limit (dBm)	PK Margin (dB)	Azimuth (Degs)	Height (cm)	Polarity
2	5.648817	-45.87	Pk	34.4	11.8	0	-38.9	-38.57	-27	-11.57	238	263	H
1	5.725	-23.13	Pk	34.5	11.8	0	-38.8	-15.63	27	-42.63	238	263	H

Pk - Peak detector

UL VERIFICATION SERVICES
47173 Benicia Street, Fremont, CA 94538; USA TEL:(510) 319-4000 FAX:(510) 661-0888
This report shall not be reproduced except in full, without the written approval of UL VERIFICATION SERVICES

VERTICAL RESULT

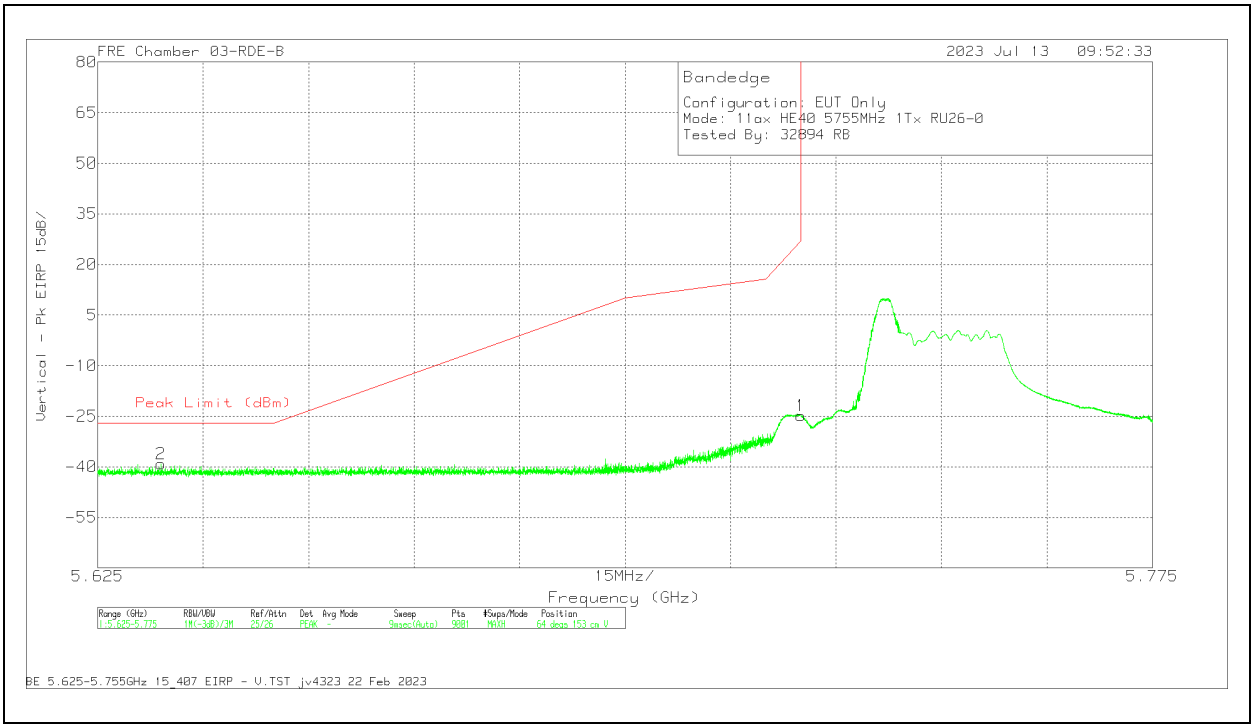

Marker	Frequency (GHz)	Meter Reading (dBm)	Det	230300 ACF (dB/m)	Conversion Factor (dB)	DCCF (dB)	Gain/Loss (dB)	Corrected Reading EIRP	Peak Limit (dBm)	PK Margin (dB)	Azimuth (Degs)	Height (cm)	Polarity
2	5.633967	-46.48	Pk	34.4	11.8	0	-38.9	-39.18	-27	-12.18	64	153	V
1	5.725	-32.3	Pk	34.5	11.8	0	-38.8	-24.8	27	-51.8	64	153	V

Pk - Peak detector

UL VERIFICATION SERVICES
47173 Benicia Street, Fremont, CA 94538; USA TEL:(510) 319-4000 FAX:(510) 661-0888

This report shall not be reproduced except in full, without the written approval of UL VERIFICATION SERVICES

1TX Antenna 5 MODE: 26-Tones, RU Index 17

BANDEDGE (HIGH CHANNEL)

HORIZONTAL RESULT

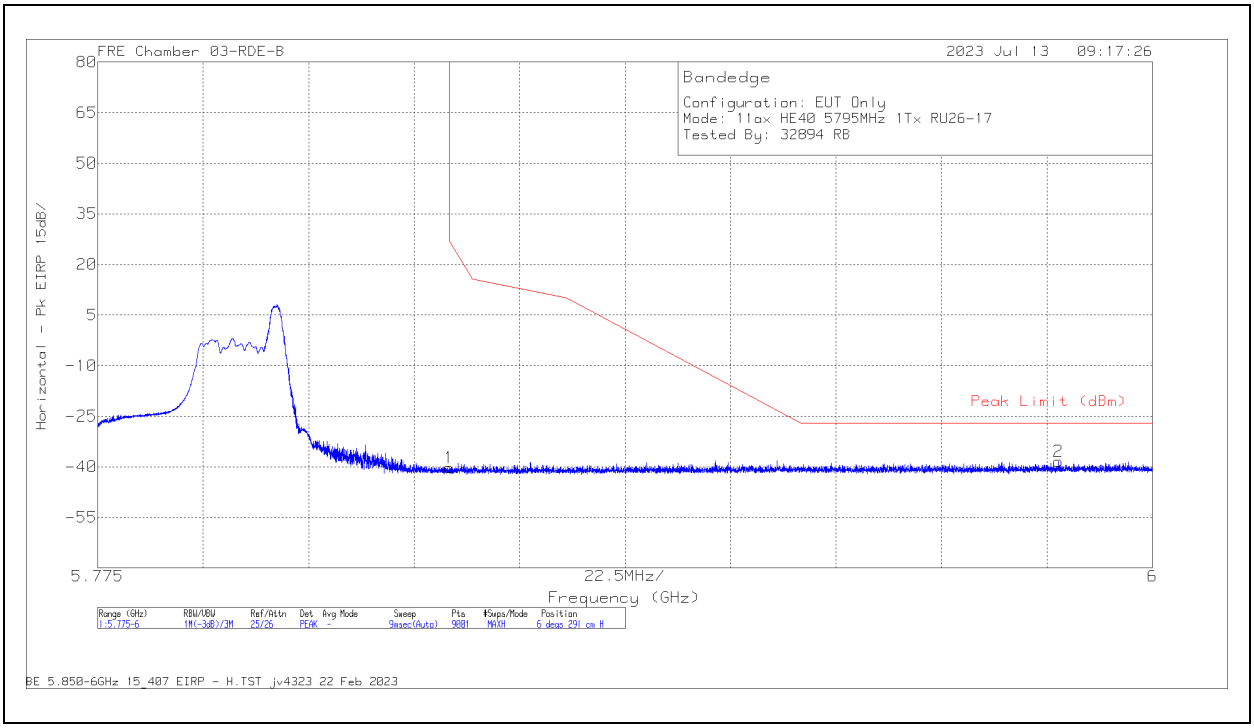

Marker	Frequency (GHz)	Meter Reading (dBm)	Det	230300 ACF (dB/m)	Conversion Factor (dB)	DCCF (dB)	Gain/Loss (dB)	Corrected Reading EIRP	Peak Limit (dBm)	PK Margin (dB)	Azimuth (Degs)	Height (cm)	Polarity
1	5.85	-48.31	Pk	34.7	11.8	0	-38.5	-40.31	27	-67.31	6	291	H
2	5.9799	-46.93	Pk	35	11.8	0	-38.2	-38.33	-27	-11.33	6	291	H

Pk - Peak detector

UL VERIFICATION SERVICES
47173 Benicia Street, Fremont, CA 94538; USA TEL:(510) 319-4000 FAX:(510) 661-0888
This report shall not be reproduced except in full, without the written approval of UL VERIFICATION SERVICES

VERTICAL RESULT

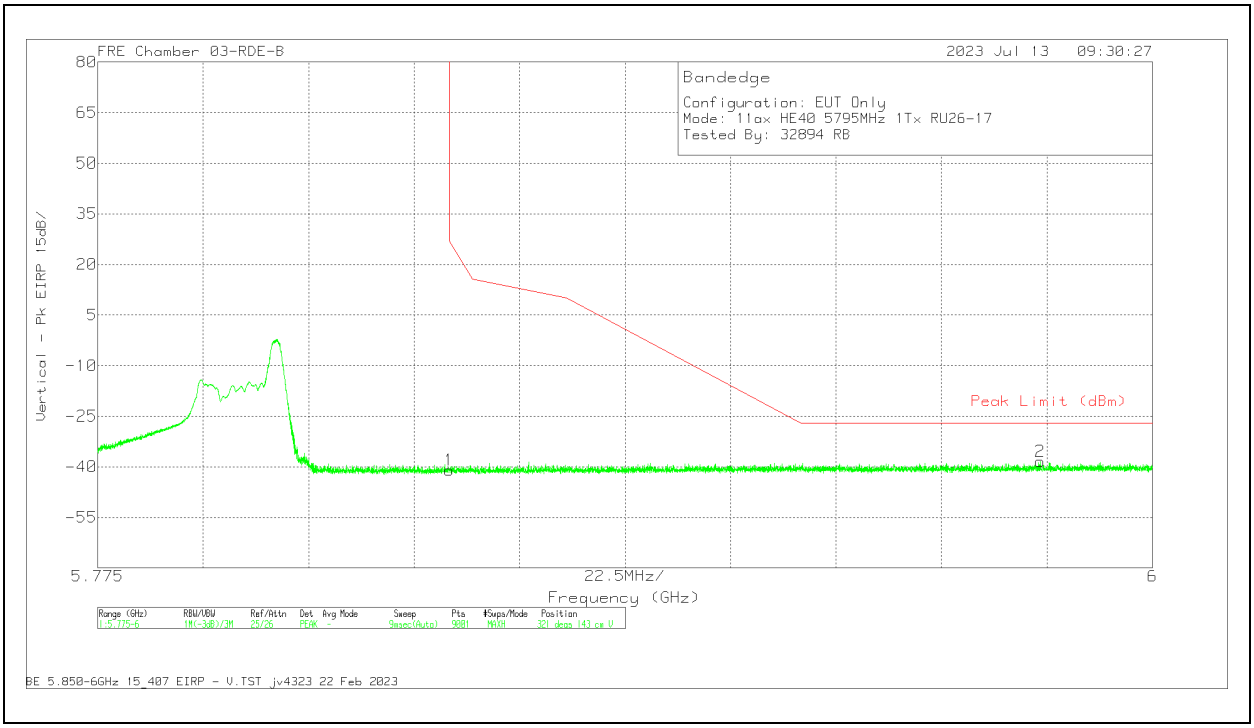

Marker	Frequency (GHz)	Meter Reading (dBm)	Det	230300 ACF (dB/m)	Conversion Factor (dB)	DCCF (dB)	Gain/Loss (dB)	Corrected Reading EIRP	Peak Limit (dBm)	PK Margin (dB)	Azimuth (Degs)	Height (cm)	Polarity
1	5.85	-48.95	Pk	34.7	11.8	0	-38.5	-40.95	27	-67.95	321	143	V
2	5.976	-47.08	Pk	35	11.8	0	-38.1	-38.38	-27	-11.38	321	143	V

Pk - Peak detector

UL VERIFICATION SERVICES
47173 Benicia Street, Fremont, CA 94538; USA TEL:(510) 319-4000 FAX:(510) 661-0888

This report shall not be reproduced except in full, without the written approval of UL VERIFICATION SERVICES

1TX Antenna 5 MODE: SU, Single User

BANDEDGE (LOW CHANNEL)

HORIZONTAL RESULT

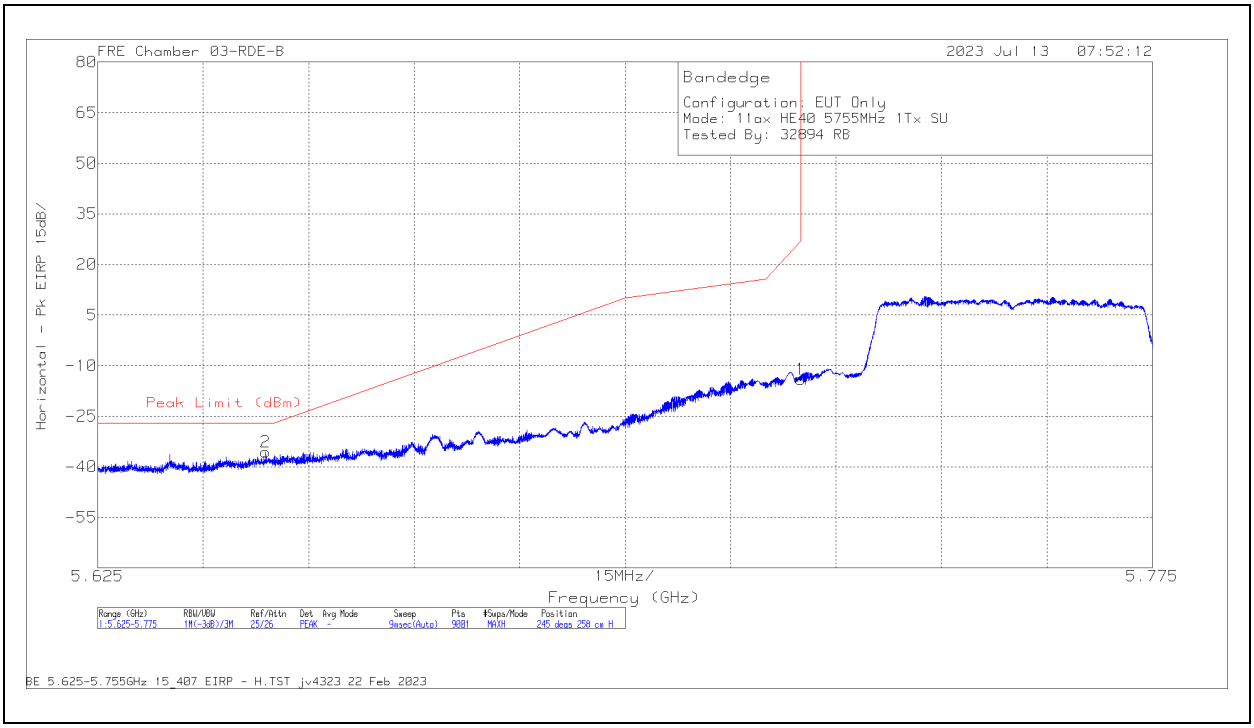

Marker	Frequency (GHz)	Meter Reading (dBm)	Det	230300 ACF (dB/m)	Conversion Factor (dB)	DCCF (dB)	Gain/Loss (dB)	Corrected Reading EIRP	Peak Limit (dBm)	PK Margin (dB)	Azimuth (Degs)	Height (cm)	Polarity
2	5.6489	-42.97	Pk	34.4	11.8	0	-38.9	-35.67	-27	-8.67	245	258	H
1	5.725	-21.6	Pk	34.5	11.8	0	-38.8	-14.1	27	-41.1	245	258	H

Pk - Peak detector

UL VERIFICATION SERVICES
47173 Benicia Street, Fremont, CA 94538; USA TEL:(510) 319-4000 FAX:(510) 661-0888
This report shall not be reproduced except in full, without the written approval of UL VERIFICATION SERVICES

VERTICAL RESULT

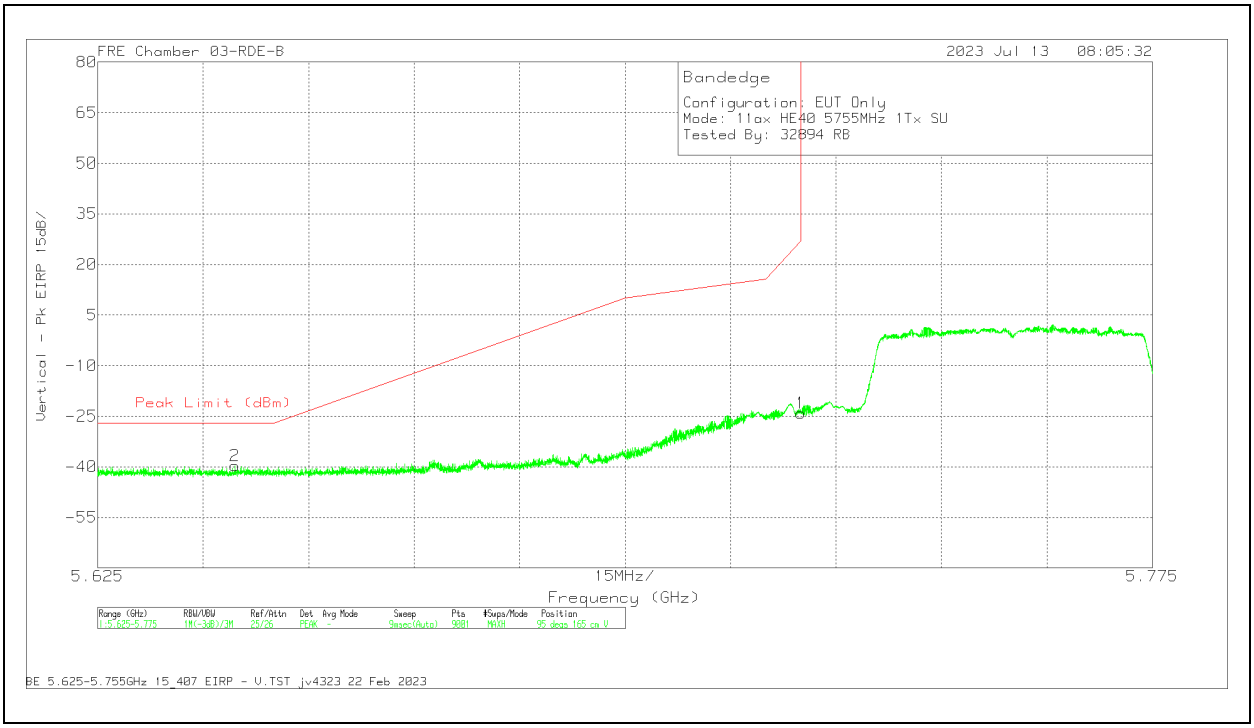

Marker	Frequency (GHz)	Meter Reading (dBm)	Det	230300 ACF (dB/m)	Conversion Factor (dB)	DCCF (dB)	Gain/Loss (dB)	Corrected Reading EIRP	Peak Limit (dBm)	PK Margin (dB)	Azimuth (Degs)	Height (cm)	Polarity
2	5.64455	-46.91	Pk	34.4	11.8	0	-38.94	-39.65	-27	-12.65	95	165	V
1	5.725	-31.62	Pk	34.5	11.8	0	-38.8	-24.12	27	-51.12	95	165	V

Pk - Peak detector

UL VERIFICATION SERVICES
47173 Benicia Street, Fremont, CA 94538; USA TEL:(510) 319-4000 FAX:(510) 661-0888

This report shall not be reproduced except in full, without the written approval of UL VERIFICATION SERVICES

BANDEDGE (HIGH CHANNEL)

HORIZONTAL RESULT

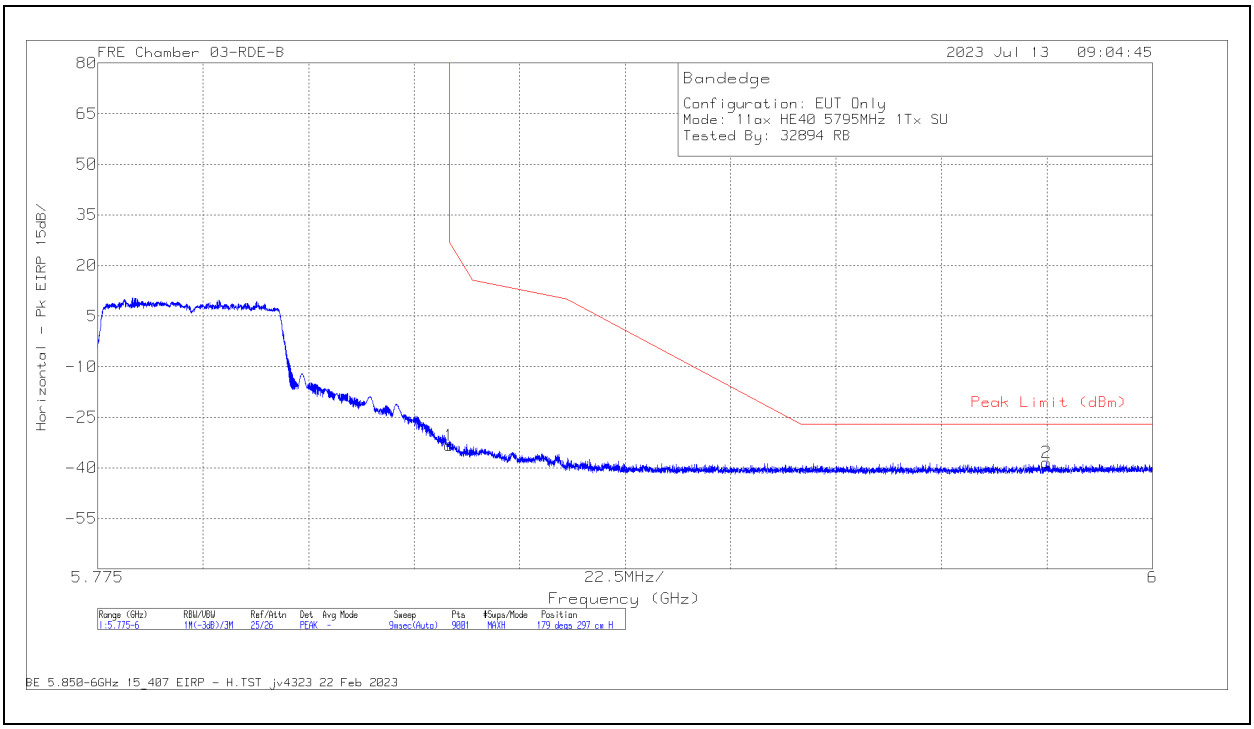

Marker	Frequency (GHz)	Meter Reading (dBm)	Det	230300 ACF (dB/m)	Conversion Factor (dB)	DCCF (dB)	Gain/Loss (dB)	Corrected Reading EIRP	Peak Limit (dBm)	PK Margin (dB)	Azimuth (Degs)	Height (cm)	Polarity
1	5.85	-41.31	Pk	34.7	11.8	0	-38.5	-33.31	27	-60.31	179	297	H
2	5.97735	-47.06	Pk	35	11.8	0	-38.1	-38.36	-27	-11.36	179	297	H

Pk - Peak detector

UL VERIFICATION SERVICES
47173 Benicia Street, Fremont, CA 94538; USA TEL:(510) 319-4000 FAX:(510) 661-0888
This report shall not be reproduced except in full, without the written approval of UL VERIFICATION SERVICES

VERTICAL RESULT

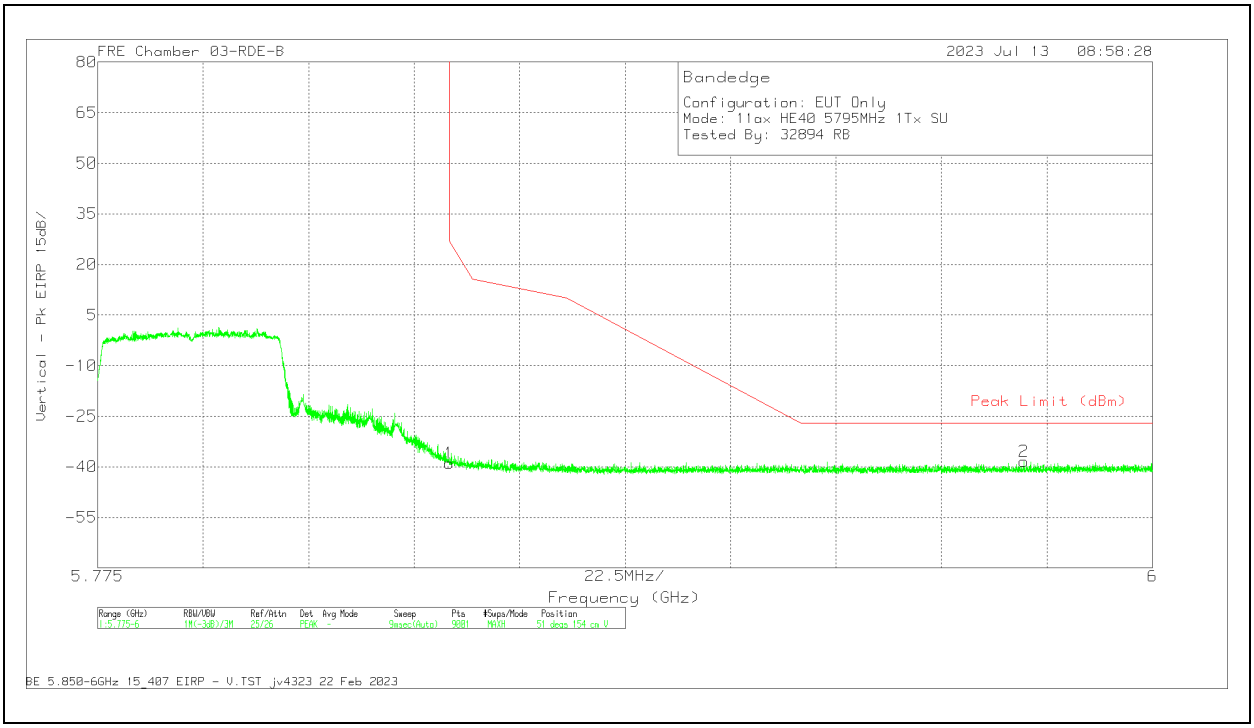

Marker	Frequency (GHz)	Meter Reading (dBm)	Det	230300 ACF (dB/m)	Conversion Factor (dB)	DCCF (dB)	Gain/Loss (dB)	Corrected Reading EIRP	Peak Limit (dBm)	PK Margin (dB)	Azimuth (Degs)	Height (cm)	Polarity
1	5.85	-46.9	Pk	34.7	11.8	0	-38.5	-38.9	27	-65.9	51	154	V
2	5.972575	-46.98	Pk	35	11.8	0	-38.26	-38.44	-27	-11.44	51	154	V

Pk - Peak detector

UL VERIFICATION SERVICES
47173 Benicia Street, Fremont, CA 94538; USA TEL:(510) 319-4000 FAX:(510) 661-0888

This report shall not be reproduced except in full, without the written approval of UL VERIFICATION SERVICES

2TX Antenna 6 + Antenna 5 OFDMA MODE: 26-Tones, RU Index 0

BANDEDGE (LOW CHANNEL)

HORIZONTAL RESULT

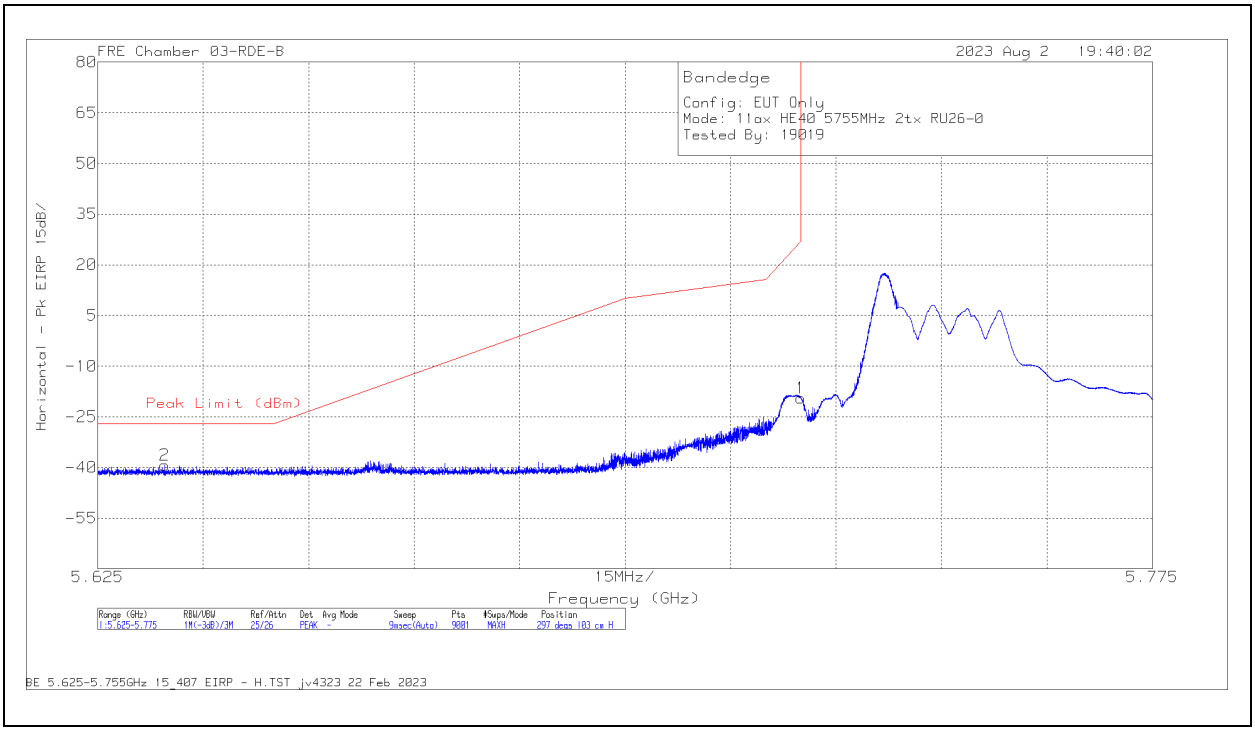

Marker	Frequency (GHz)	Meter Reading (dBm)	Det	230300 ACF (dB/m)	Conversion Factor (dB)	DCCF (dB)	Gain/Loss (dB)	Corrected Reading EIRP	Peak Limit (dBm)	PK Margin (dB)	Azimuth (Degs)	Height (cm)	Polarity
2	5.6345	-46.6	Pk	34.4	11.8	0	-38.9	-39.3	-27	-12.3	297	103	H
1	5.725	-26.99	Pk	34.5	11.8	0	-38.8	-19.49	27	-46.49	297	103	H

Pk - Peak detector

UL VERIFICATION SERVICES
47173 Benicia Street, Fremont, CA 94538; USA TEL:(510) 319-4000 FAX:(510) 661-0888

This report shall not be reproduced except in full, without the written approval of UL VERIFICATION SERVICES

VERTICAL RESULT

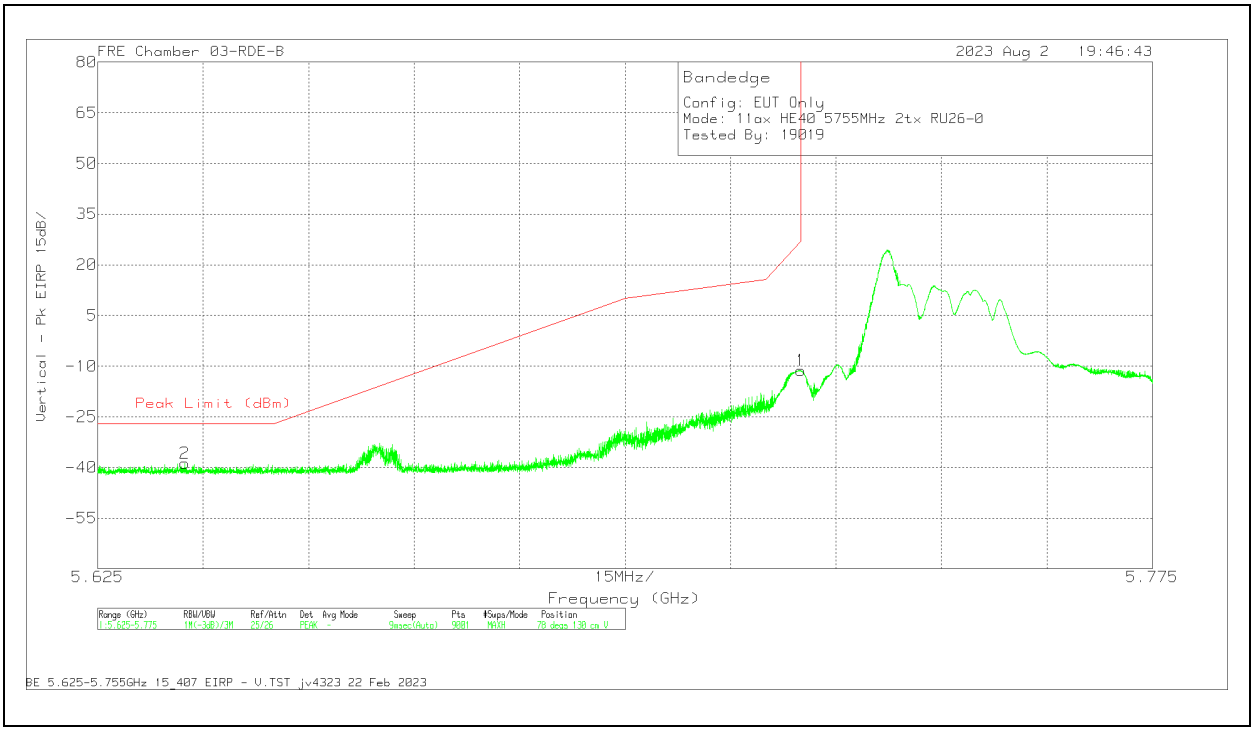

Marker	Frequency (GHz)	Meter Reading (dBm)	Det	230300 ACF (dB/m)	Conversion Factor (dB)	DCCF (dB)	Gain/Loss (dB)	Corrected Reading EIRP	Peak Limit (dBm)	PK Margin (dB)	Azimuth (Degs)	Height (cm)	Polarity
2	5.637384	-46.05	Pk	34.4	11.8	0	-38.84	-38.69	-27	-11.69	78	130	V
1	5.725	-18.74	Pk	34.5	11.8	0	-38.8	-11.24	27	-38.24	78	130	V

Pk - Peak detector

UL VERIFICATION SERVICES
47173 Benicia Street, Fremont, CA 94538; USA TEL:(510) 319-4000 FAX:(510) 661-0888

This report shall not be reproduced except in full, without the written approval of UL VERIFICATION SERVICES

1.1.66 5.8GHz Band HARMONICS AND SPURIOUS EMISSIONS, 2TX, HE40, RU26 MODE

LOW CHANNEL RESULTS

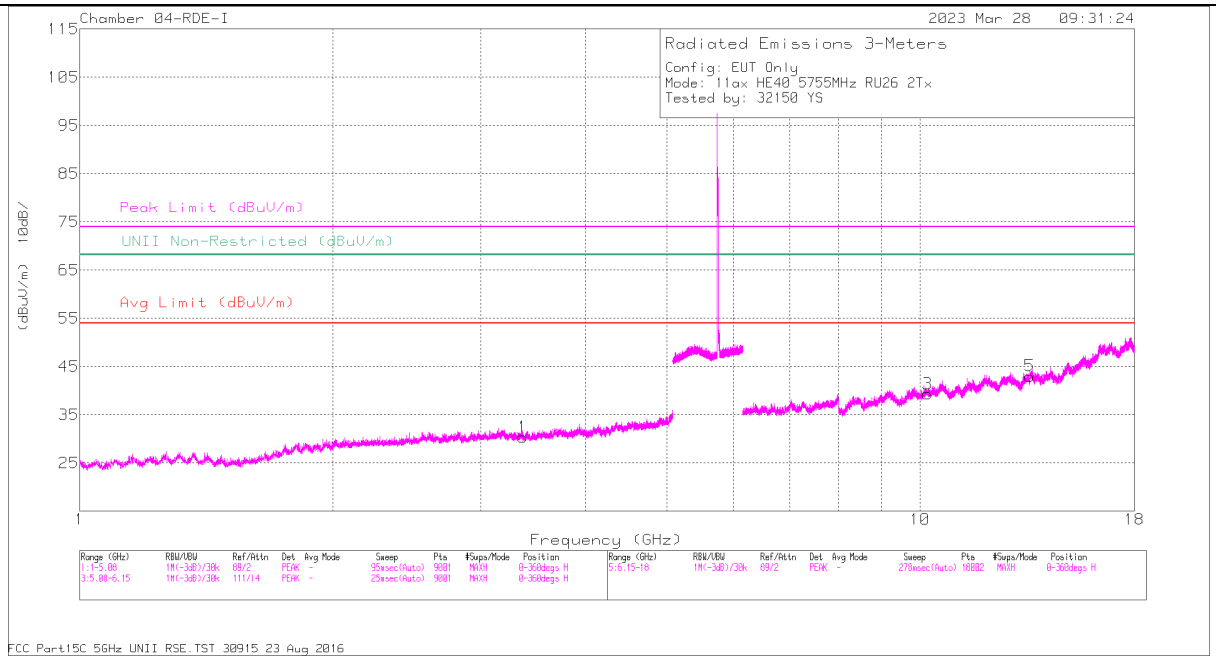

HORIZONTAL

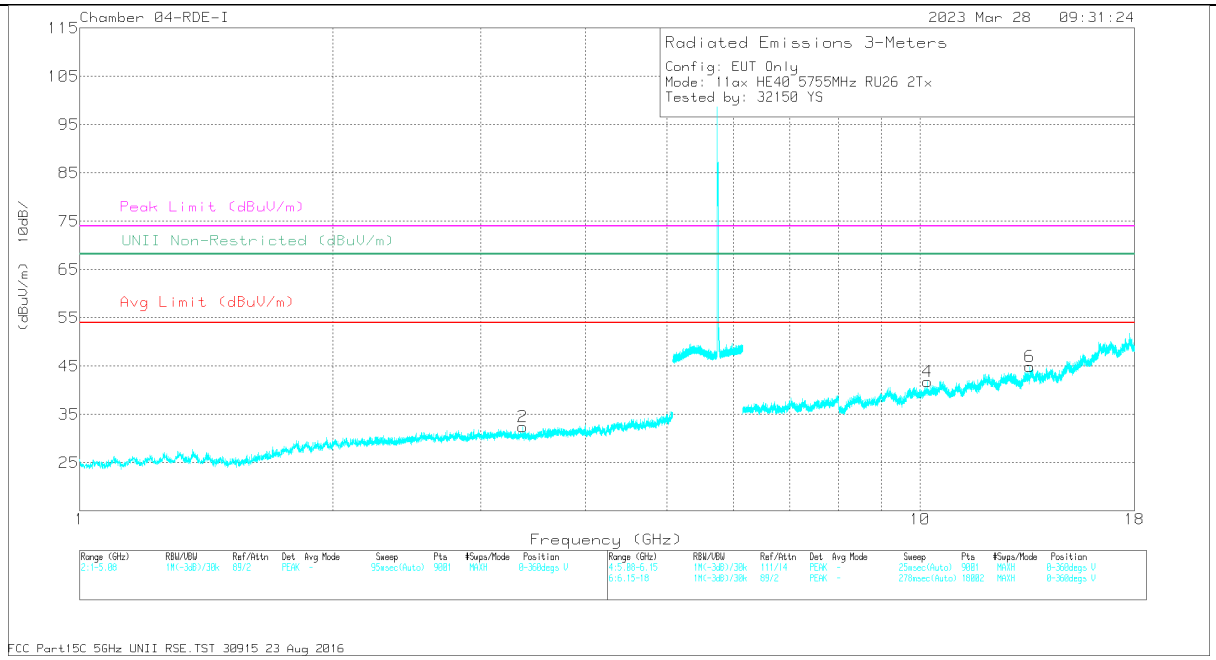

VERTICAL

UL VERIFICATION SERVICES
47173 Benicia Street, Fremont, CA 94538; USA TEL:(510) 319-4000 FAX:(510) 661-0888

This report shall not be reproduced except in full, without the written approval of UL VERIFICATION SERVICES

RADIATED EMISSIONS

Marker	Frequency (GHz)	Meter Reading (dBuV)	Det	84797 ACF (dB) - 3mH	Amp/Cbl/Fltr (dB)	DCCF (dB)	Corrected Reading (dBuV/m)	UNII Non-Restricted (dBuV/m)	PK Margin (dB)	Azimuth (Degs)	Height (cm)	Polarity
1	3.365709	38.57	PK-U	32.8	-29.8	0	41.57	68.2	-26.63	175	149	H
2	3.366428	38.21	PK-U	32.8	-29.8	0	41.21	68.2	-26.99	283	379	V
3	10.21232	31.26	PK-U	37.2	-18.3	0	50.16	68.2	-18.04	238	233	H
5	13.516934	34.35	PK-U	39.1	-19.5	0	53.95	68.2	-14.25	285	130	H
4	10.214659	32.34	PK-U	37.2	-18.3	0	51.24	68.2	-16.96	158	228	V
6	13.515946	33.79	PK-U	39.1	-19.5	0	53.39	68.2	-14.81	158	263	V

* - indicates frequency in CFR47 Pt 15 / IC RSS-Restricted Band
PK-U - U-NII: Maximum Peak
ADR - U-NII AD primary method, RMS average

UL VERIFICATION SERVICES
47173 Benicia Street, Fremont, CA 94538; USA TEL:(510) 319-4000 FAX:(510) 661-0888
This report shall not be reproduced except in full, without the written approval of UL VERIFICATION SERVICES

HIGH CHANNEL RESULTS

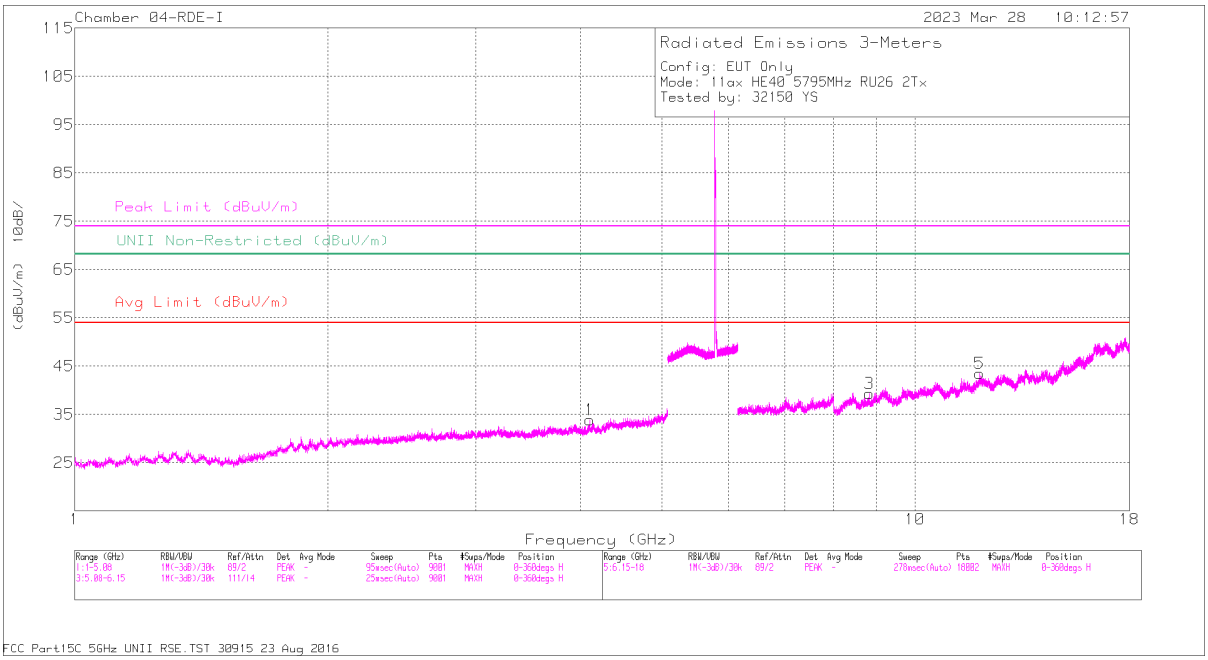

HORIZONTAL

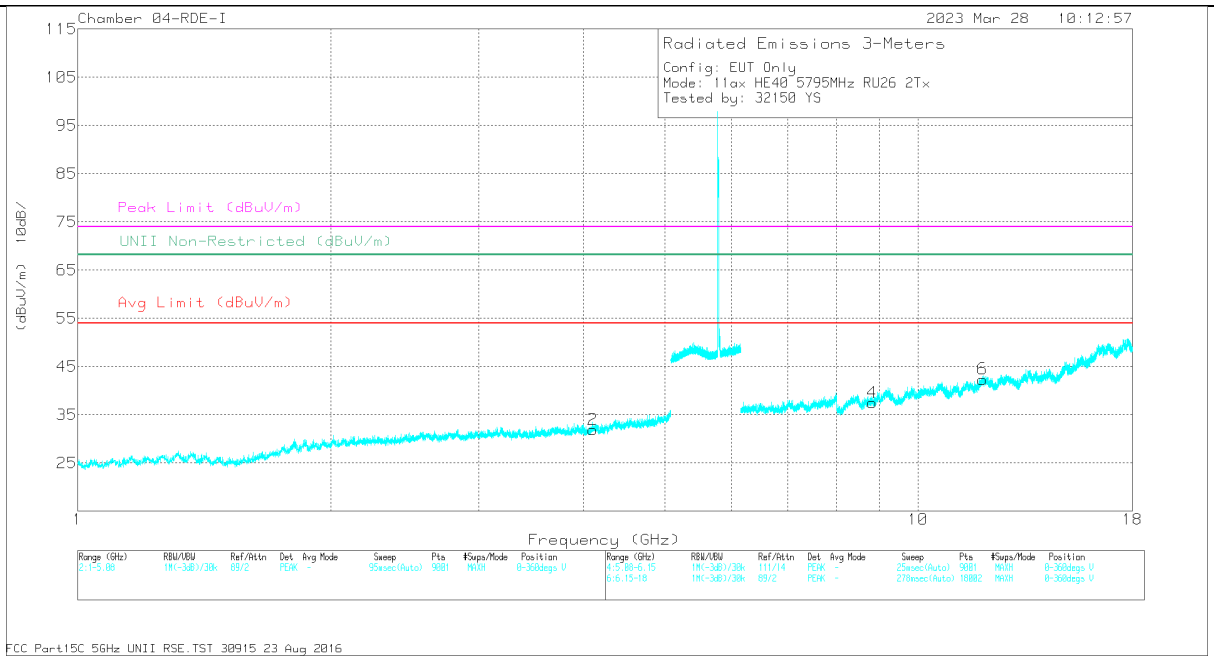

VERTICAL

UL VERIFICATION SERVICES
47173 Benicia Street, Fremont, CA 94538; USA TEL:(510) 319-4000 FAX:(510) 661-0888

This report shall not be reproduced except in full, without the written approval of UL VERIFICATION SERVICES

RADIATED EMISSIONS

Marker	Frequency (GHz)	Meter Reading (dBuV)	Det	84797 ACF (dB) - 3mH	Amp/Cbl/Fltr (dB)	Corrected Reading (dBuV/m)	Avg Limit (dBuV/m)	Margin (dB)	Peak Limit (dBuV/m)	PK Margin (dB)	UNII Non-Restricted (dBuV/m)	PK Margin (dB)	Azimuth (Degs)	Height (cm)	Polarity
1	* 4.102456	37.96	PK-U	33.4	-28	43.36	-	-	74	-30.64	-	-	266	172	H
	* 4.102734	25.86	ADR	33.4	-28	31.26	54	-22.74	-	-	-	-	266	172	H
2	* 4.102845	37.34	PK-U	33.4	-28	42.74	-	-	74	-31.26	-	-	192	227	V
	* 4.102752	25.68	ADR	33.4	-28	31.08	54	-22.92	-	-	-	-	192	227	V
3	8.822105	31.53	PK-U	36.1	-19.4	48.23	-	-	-	-	68.2	-19.97	312	157	H
5	* 11.950246	32.07	PK-U	38.6	-17.9	52.77	-	-	74	-21.23	-	-	251	269	H
	* 11.946598	20.74	ADR	38.6	-17.9	41.44	54	-12.56	-	-	-	-	251	269	H
4	8.823362	32.39	PK-U	36.1	-19.5	48.99	-	-	-	-	68.2	-19.21	168	142	V
6	* 11.946839	32.19	PK-U	38.6	-17.9	52.89	-	-	74	-21.11	-	-	309	182	V
	* 11.94908	20.47	ADR	38.6	-17.9	41.17	54	-12.83	-	-	-	-	309	182	V

* - indicates frequency in CFR47 Pt 15 / IC RSS-Restricted Band
PK-U - U-NII: Maximum Peak
ADR - U-NII AD primary method, RMS average

UL VERIFICATION SERVICES
47173 Benicia Street, Fremont, CA 94538; USA TEL:(510) 319-4000 FAX:(510) 661-0888
This report shall not be reproduced except in full, without the written approval of UL VERIFICATION SERVICES

2TX Antenna 6 + Antenna 5 OFDMA MODE: 26-Tones, RU Index 17

BANDEDGE (HIGH CHANNEL)

HORIZONTAL RESULT

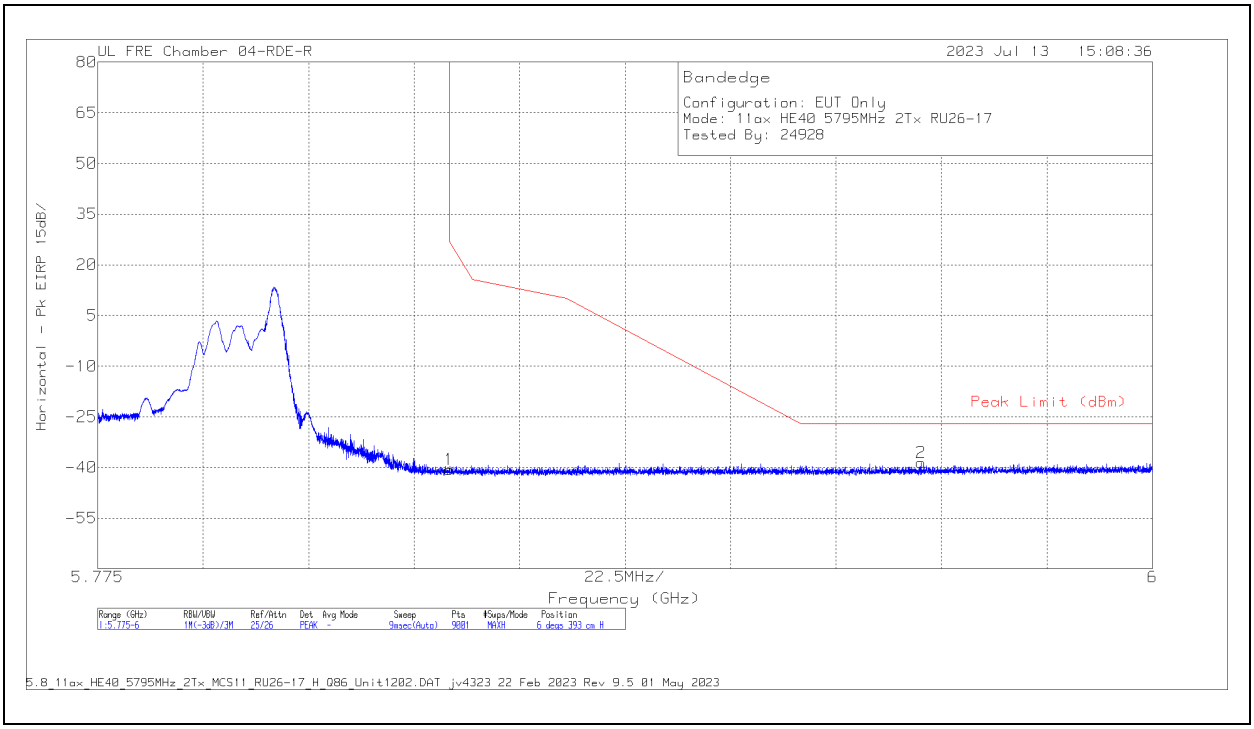

Marker	Frequency (GHz)	Meter Reading (dBm)	Det	222740 ACF(dB) - 3mH	Conversion Factor (dB)	DCCF (dB)	Gain/Loss (dB)	Corrected Reading EIRP	Peak Limit (dBm)	PK Margin (dB)	Azimuth (Degs)	Height (cm)	Polarity
1	5.85	-49.87	Pk	34.7	11.8	0	-37.3	-40.67	27	-67.67	6	393	H
2	5.9506	-48.17	Pk	34.9	11.8	0	-37.02	-38.49	-27	-11.49	6	393	H

Pk - Peak detector

UL VERIFICATION SERVICES
47173 Benicia Street, Fremont, CA 94538; USA TEL:(510) 319-4000 FAX:(510) 661-0888
This report shall not be reproduced except in full, without the written approval of UL VERIFICATION SERVICES

VERTICAL RESULT

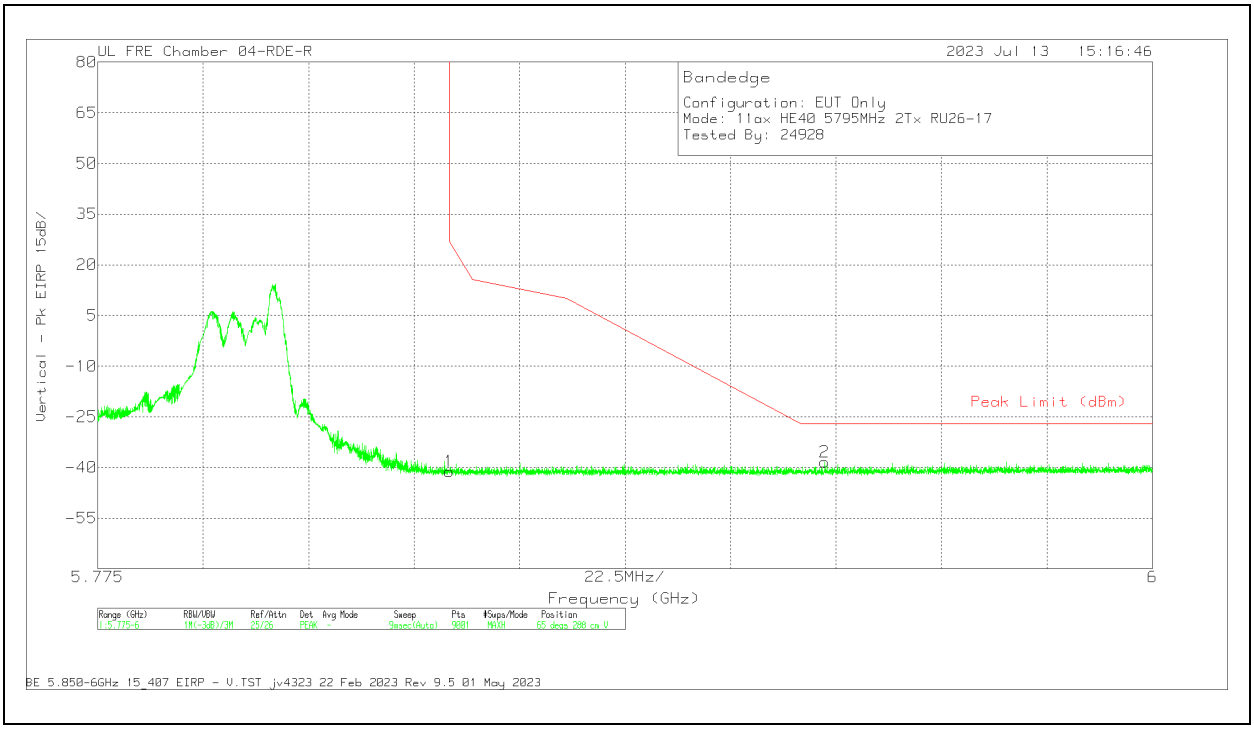

Marker	Frequency (GHz)	Meter Reading (dBm)	Det	222740 ACF(dB) - 3mH	Conversion Factor (dB)	DCCF (dB)	Gain/Loss (dB)	Corrected Reading EIRP	Peak Limit (dBm)	PK Margin (dB)	Azimuth (Degs)	Height (cm)	Polarity
1	5.85	-50.4	Pk	34.7	11.8	0	-37.3	-41.2	27	-68.2	65	288	V
2	5.930075	-47.99	Pk	34.9	11.8	0	-37.09	-38.38	-27	-11.38	65	288	V

Pk - Peak detector

UL VERIFICATION SERVICES
47173 Benicia Street, Fremont, CA 94538; USA TEL:(510) 319-4000 FAX:(510) 661-0888

This report shall not be reproduced except in full, without the written approval of UL VERIFICATION SERVICES

2TX Antenna 6 + Antenna 5 OFDMA MODE: SU, Single User

BANDEDGE (LOW CHANNEL)

HORIZONTAL RESULT

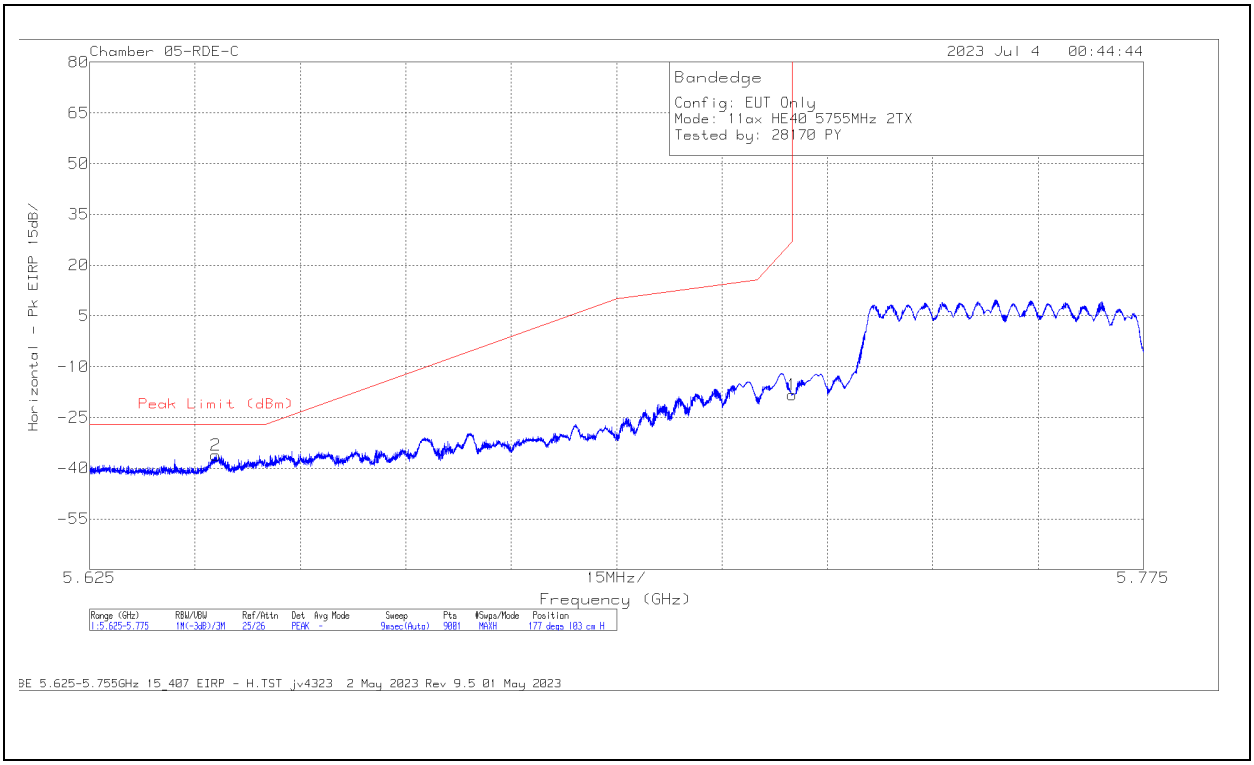

Marker	Frequency (GHz)	Meter Reading (dBm)	Det	81887 ACF (dB) 3mH	Conversion Factor (dB)	DCCF (dB)	Gain/Loss (dB)	Corrected Reading EIRP	Peak Limit (dBm)	PK Margin (dB)	Azimuth (Degs)	Height (cm)	Polarity
2	5.64295	-44.43	Pk	34.7	11.8	0	-38.2	-36.13	-27	-9.13	177	103	H
1	5.725	-26.7	Pk	34.8	11.8	0	-38.2	-18.3	27	-45.3	177	103	H

Pk - Peak detector

UL VERIFICATION SERVICES
47173 Benicia Street, Fremont, CA 94538; USA TEL:(510) 319-4000 FAX:(510) 661-0888

This report shall not be reproduced except in full, without the written approval of UL VERIFICATION SERVICES

VERTICAL RESULT

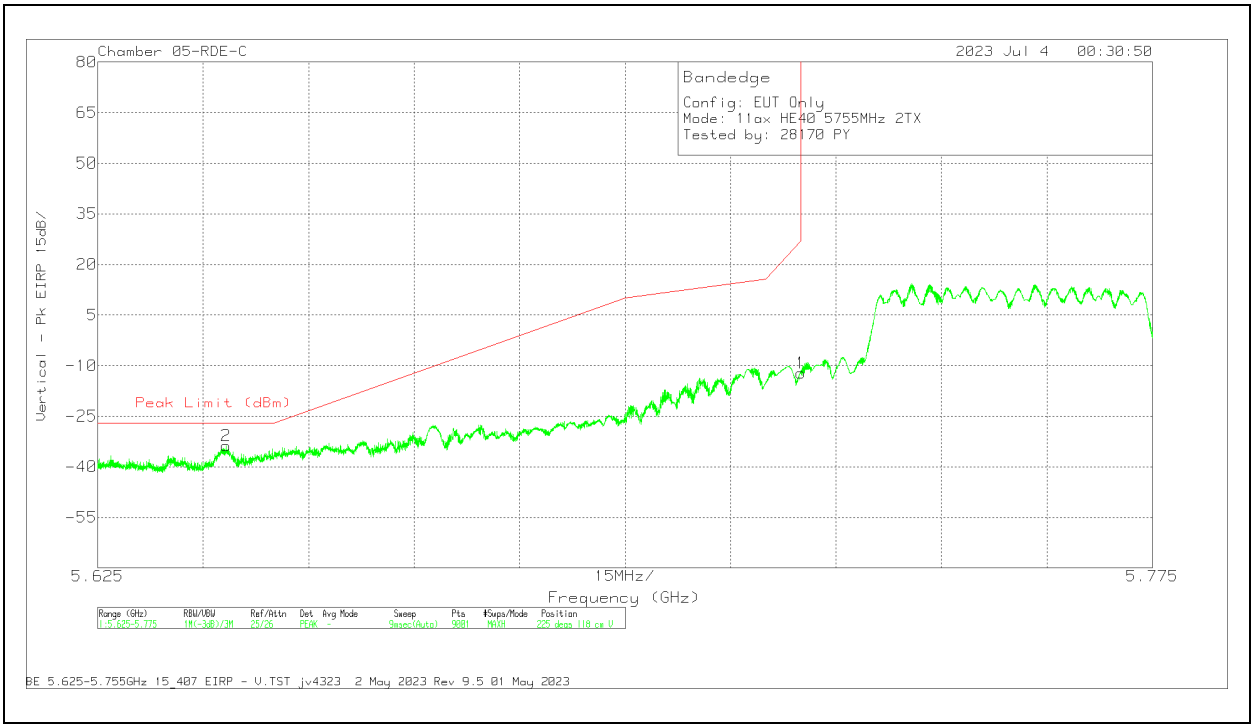

Marker	Frequency (GHz)	Meter Reading (dBm)	Det	81887 ACF (dB) 3mH	Conversion Factor (dB)	DCCF (dB)	Gain/Loss (dB)	Corrected Reading EIRP	Peak Limit (dBm)	PK Margin (dB)	Azimuth (Degs)	Height (cm)	Polarity
2	5.643267	-41.98	Pk	34.7	11.8	0	-38.19	-33.67	-27	-6.67	225	118	V
1	5.725	-20.53	Pk	34.8	11.8	0	-38.2	-12.13	27	-39.13	225	118	V

Pk - Peak detector

UL VERIFICATION SERVICES
47173 Benicia Street, Fremont, CA 94538; USA TEL:(510) 319-4000 FAX:(510) 661-0888

This report shall not be reproduced except in full, without the written approval of UL VERIFICATION SERVICES

BANDEDGE (HIGH CHANNEL)

HORIZONTAL RESULT

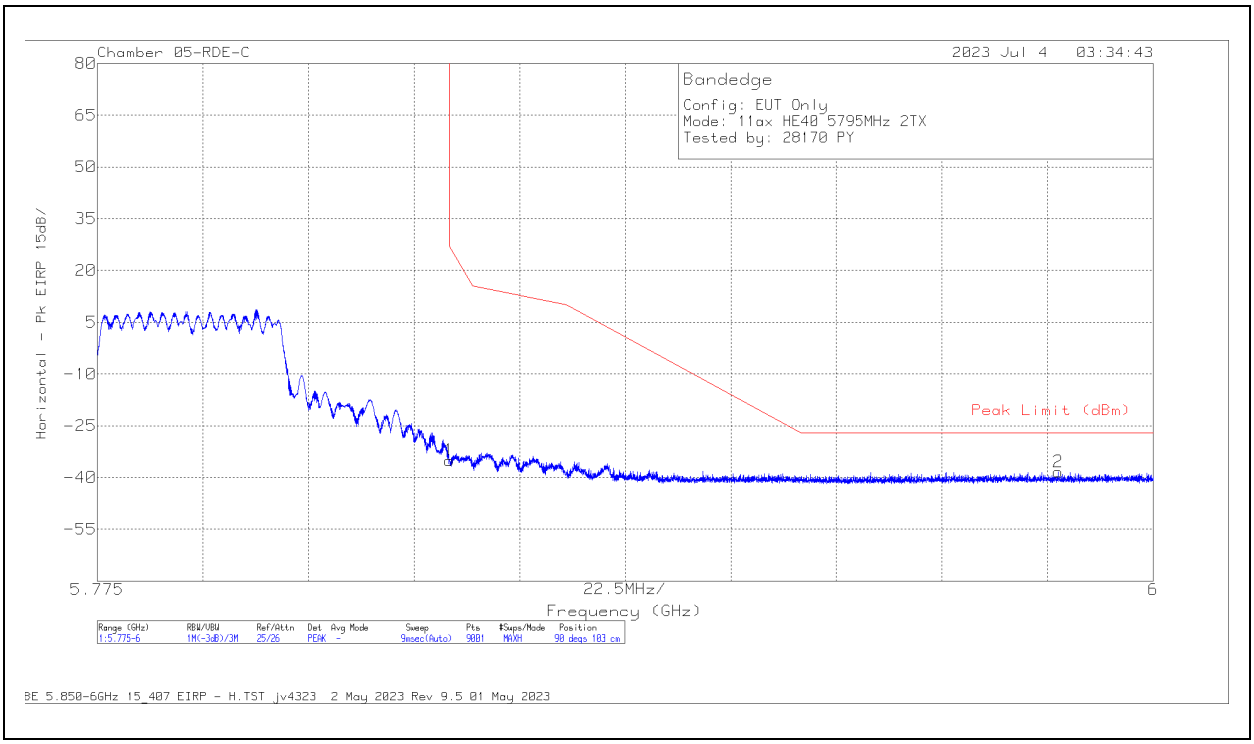

Marker	Frequency (GHz)	Meter Reading (dBm)	Det	81887 ACF (dB) 3mH	Conversion Factor (dB)	DCCF (dB)	Gain/Loss (dB)	Corrected Reading EIRP	Peak Limit (dBm)	PK Margin (dB)	Azimuth (Degs)	Height (cm)	Polarity
1	5.85	-43.89	Pk	34.9	11.8	0	-37.82	-35.01	27	-62.01	90	103	H
2	5.979725	-47.88	Pk	35.2	11.8	0	-37.48	-38.36	-27	-11.36	90	103	H

Pk - Peak detector

UL VERIFICATION SERVICES
47173 Benicia Street, Fremont, CA 94538; USA TEL:(510) 319-4000 FAX:(510) 661-0888

This report shall not be reproduced except in full, without the written approval of UL VERIFICATION SERVICES

VERTICAL RESULT

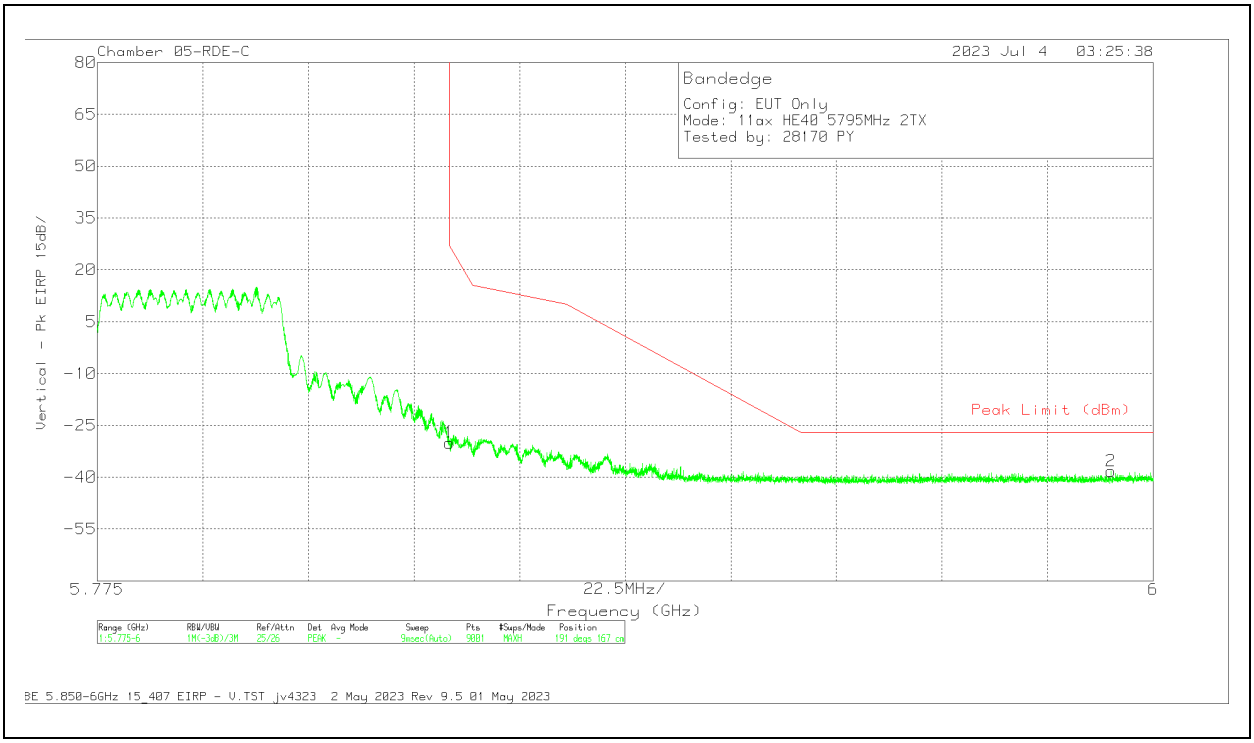

Marker	Frequency (GHz)	Meter Reading (dBm)	Det	81887 ACF (dB) 3mH	Conversion Factor (dB)	DCCF (dB)	Gain/Loss (dB)	Corrected Reading EIRP	Peak Limit (dBm)	PK Margin (dB)	Azimuth (Degs)	Height (cm)	Polarity
1	5.85	-38.95	Pk	34.9	11.8	0	-37.82	-30.07	27	-57.07	191	167	V
2	5.991	-47.86	Pk	35.2	11.8	0	-37.38	-38.24	-27	-11.24	191	167	V

Pk - Peak detector

UL VERIFICATION SERVICES
47173 Benicia Street, Fremont, CA 94538; USA TEL:(510) 319-4000 FAX:(510) 661-0888

This report shall not be reproduced except in full, without the written approval of UL VERIFICATION SERVICES

1.1.67 5.8GHz Band HARMONICS AND SPURIOUS EMISSIONS, 2TX HE40 SU MODE

LOW CHANNEL RESULTS

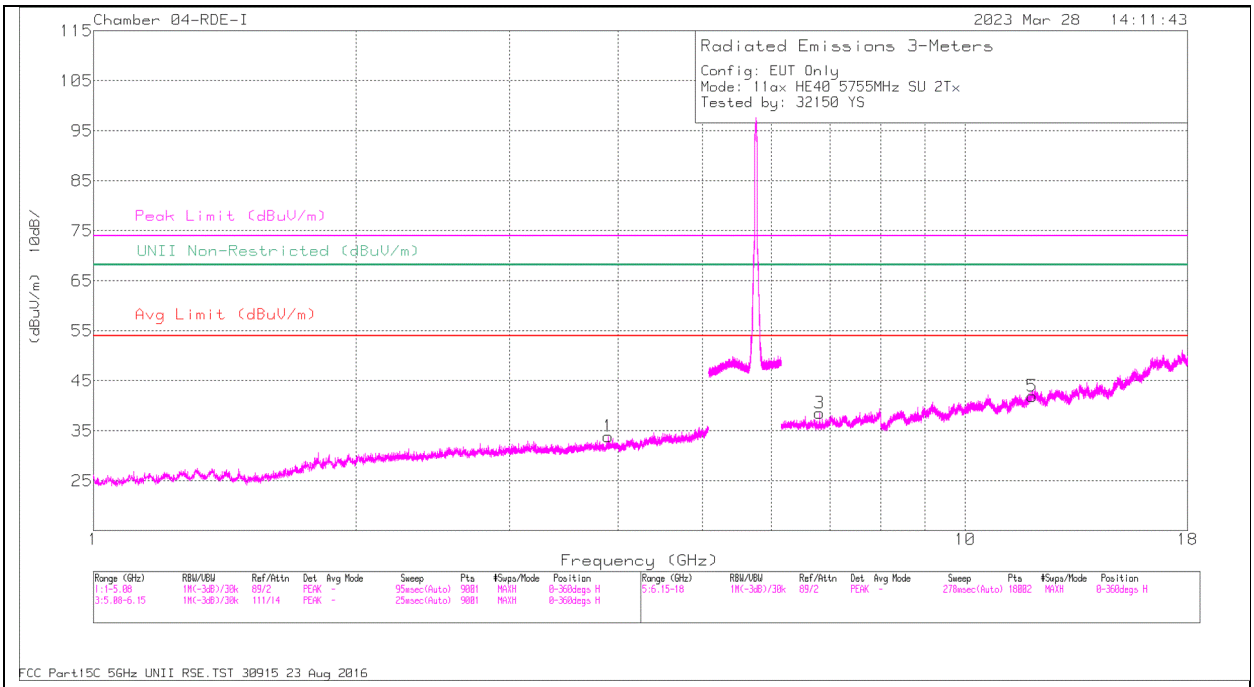

HORIZONTAL

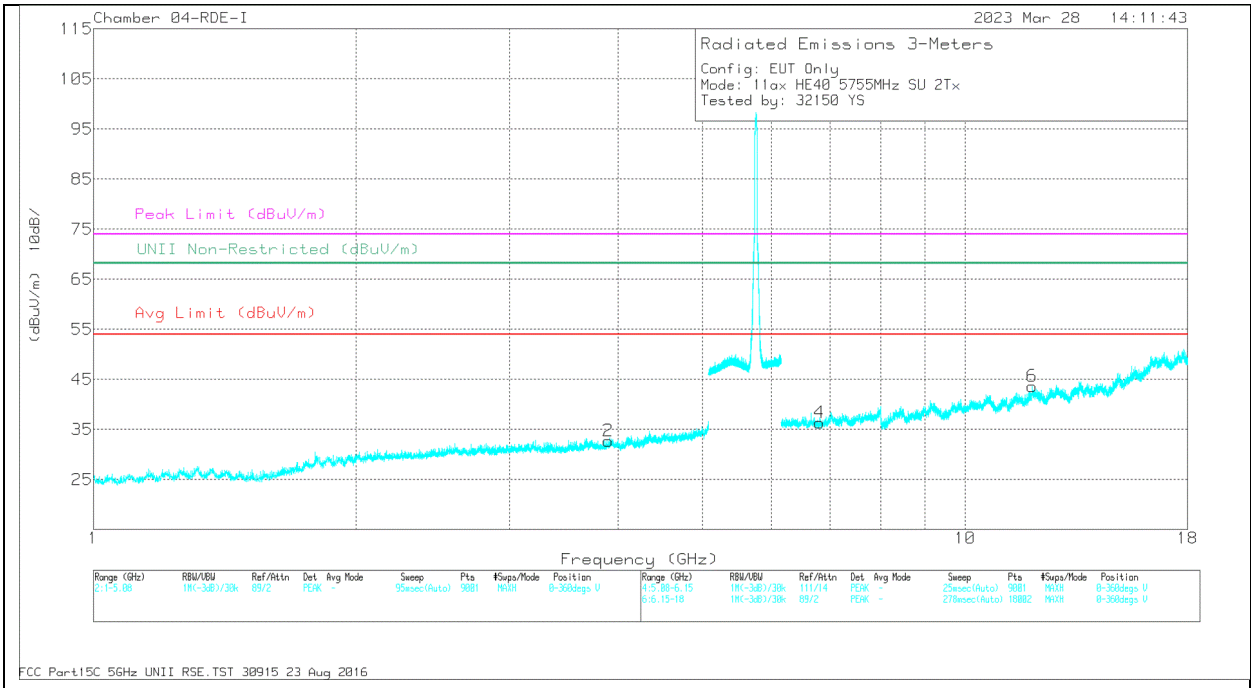

VERTICAL

UL VERIFICATION SERVICES
47173 Benicia Street, Fremont, CA 94538; USA TEL:(510) 319-4000 FAX:(510) 661-0888

This report shall not be reproduced except in full, without the written approval of UL VERIFICATION SERVICES

RADIATED EMISSIONS

Marker	Frequency (GHz)	Meter Reading (dBuV)	Det	84797 ACF (dB) - 3mH	Amp/Cbl/Fltr (dB)	DCCF (dB)	Corrected Reading (dBuV/m)	Avg Limit (dBuV/m)	Margin (dB)	Peak Limit (dBuV/m)	PK Margin (dB)	UNII Non-Restricted (dBuV/m)	PK Margin (dB)	Azimuth (Degs)	Height (cm)	Polarity
1	* 3.897288	38.02	PK-U	33.2	-28.7	0	42.52	-	-	74	-31.48	-	-	131	173	H
	* 3.89629	26.43	ADR	33.2	-28.7	0.13	31.06	54	-22.94	-	-	-	-	131	173	H
2	* 3.89942	37.73	PK-U	33.3	-28.6	0	42.43	-	-	74	-31.57	-	-	336	225	V
	* 3.898444	26.21	ADR	33.2	-28.7	0.13	30.84	54	-23.16	-	-	-	-	336	225	V
3	6.812035	33.88	PK-U	35.5	-22.3	0	47.08	-	-	-	-	68.2	-21.12	259	137	H
5	* 11.940712	32.03	PK-U	38.6	-17.8	0	52.83	-	-	74	-21.17	-	-	219	321	H
	* 11.939517	20.27	ADR	38.6	-17.8	0.13	41.2	54	-12.8	-	-	-	-	219	321	H
4	6.811264	33.39	PK-U	35.5	-22.3	0	46.59	-	-	-	-	68.2	-21.61	262	169	V
6	* 11.94034	31.68	PK-U	38.6	-17.8	0	52.48	-	-	74	-21.52	-	-	192	244	V
	* 11.93988	20.02	ADR	38.6	-17.8	0.13	40.95	54	-13.05	-	-	-	-	192	244	V

* - indicates frequency in CFR47 Pt 15 / IC RSS-Restricted Band
PK-U - U-NII: Maximum Peak
ADR - U-NII AD primary method, RMS average

UL VERIFICATION SERVICES
47173 Benicia Street, Fremont, CA 94538; USA TEL:(510) 319-4000 FAX:(510) 661-0888
This report shall not be reproduced except in full, without the written approval of UL VERIFICATION SERVICES

HIGH CHANNEL RESULTS

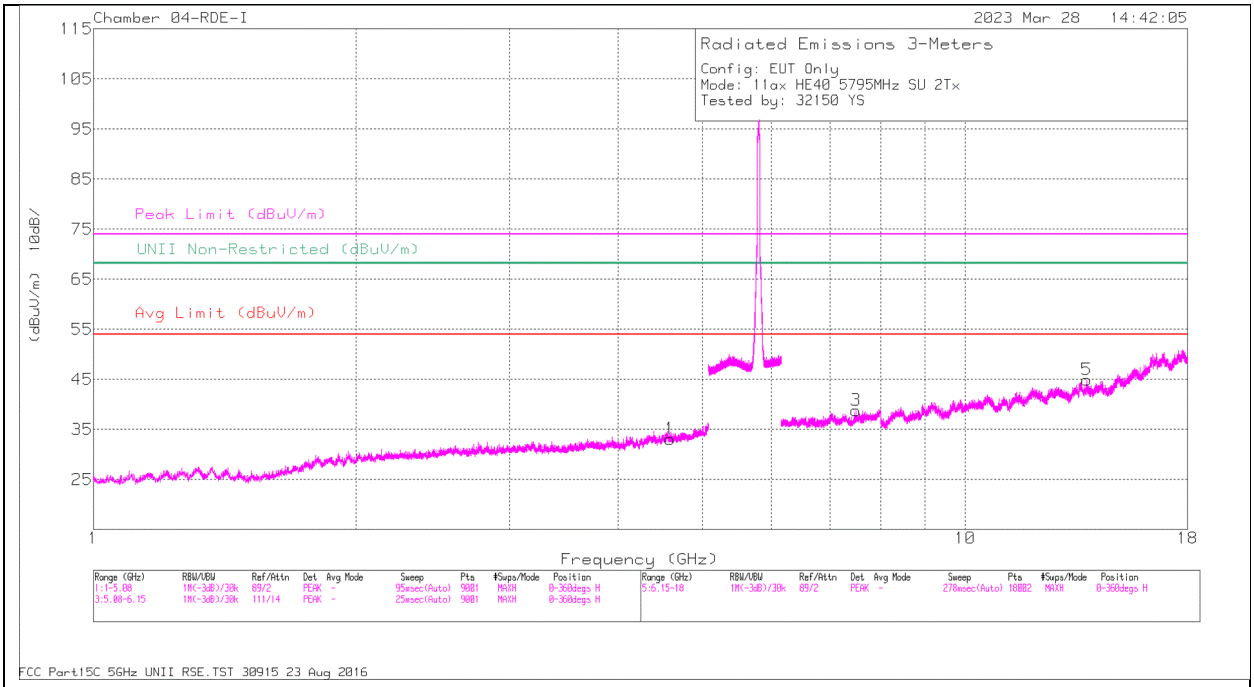

HORIZONTAL

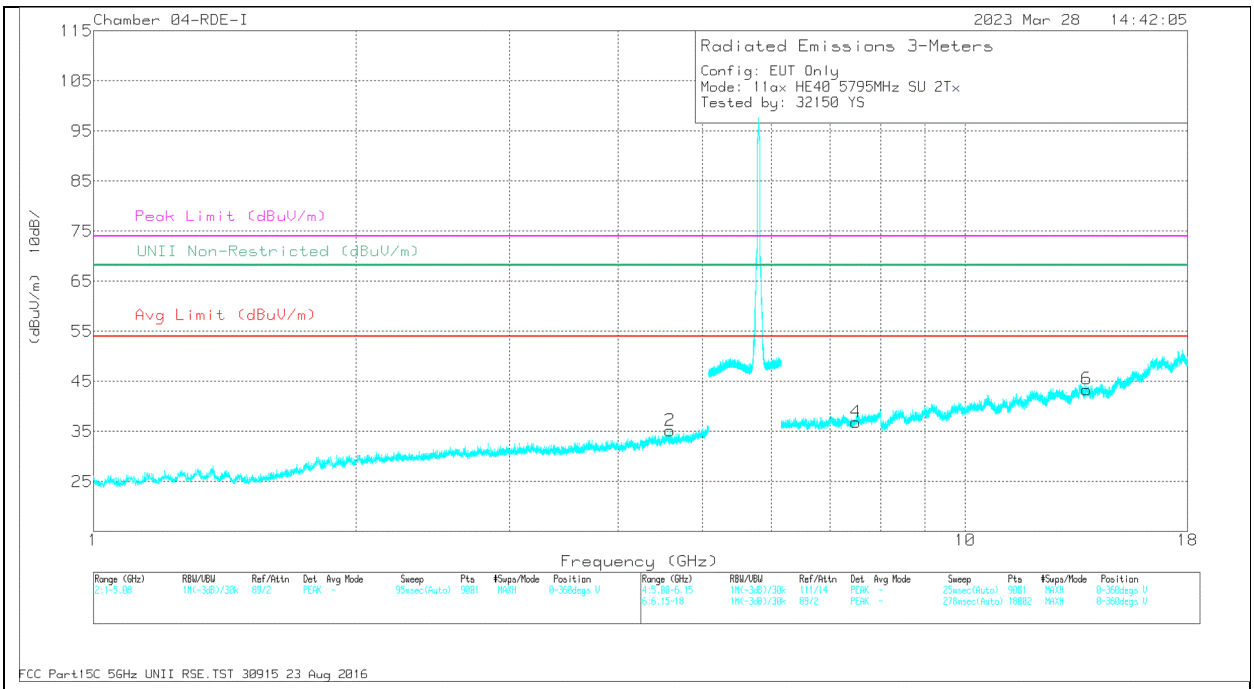

VERTICAL

UL VERIFICATION SERVICES
47173 Benicia Street, Fremont, CA 94538; USA TEL:(510) 319-4000 FAX:(510) 661-0888
This report shall not be reproduced except in full, without the written approval of UL VERIFICATION SERVICES

RADIATED EMISSIONS

Marker	Frequency (GHz)	Meter Reading (dBuV)	Det	84797 ACF (dB) - 3mH	Amp/Cbl/Fltr (dB)	DCCF (dB)	Corrected Reading (dBuV/m)	Avg Limit (dBuV/m)	Margin (dB)	Peak Limit (dBuV/m)	PK Margin (dB)	UNII Non-Restricted (dBuV/m)	PK Margin (dB)	Azimuth (Degs)	Height (cm)	Polarity
1	* 4.586849	38.66	PK-U	34.3	-28.3	0	44.66	-	-	74	-29.34	-	-	274	162	H
	* 4.58646	26.4	ADR	34.3	-28.3	0.13	32.53	54	-21.47	-	-	-	-	274	162	H
2	* 4.587411	37.79	PK-U	34.3	-28.3	0	43.79	-	-	74	-30.21	-	-	205	236	V
	* 4.586651	26.2	ADR	34.3	-28.3	0.13	32.33	54	-21.67	-	-	-	-	205	236	V
3	* 7.494695	32.52	PK-U	35.6	-20.6	0	47.52	-	-	74	-26.48	-	-	162	183	H
	* 7.4921	20.89	ADR	35.6	-20.6	0.13	36.02	54	-17.98	-	-	-	-	162	183	H
5	13.793135	33.06	PK-U	39.1	-18	0	54.16	-	-	-	-	68.2	-14.04	304	172	H
4	* 7.494328	32.5	PK-U	35.6	-20.6	0	47.5	-	-	74	-26.5	-	-	93	322	V
6	13.794813	32.61	PK-U	39.1	-18.1	0	53.61	-	-	-	-	68.2	-14.59	172	163	V

* - indicates frequency in CFR47 Pt 15 / IC RSS-Restricted Band
PK-U - U-NII: Maximum Peak
ADR - U-NII AD primary method, RMS average

UL VERIFICATION SERVICES
47173 Benicia Street, Fremont, CA 94538; USA TEL:(510) 319-4000 FAX:(510) 661-0888
This report shall not be reproduced except in full, without the written approval of UL VERIFICATION SERVICES

1.1.68 TX ABOVE 1 GHz 802.11ax HE80 MODE IN THE 5.8GHz BAND

1TX Antenna 6 MODE: 26-Tones, RU Index 0

BANDEDGE (CHANNEL 155 LOW EDGE)

HORIZONTAL RESULT

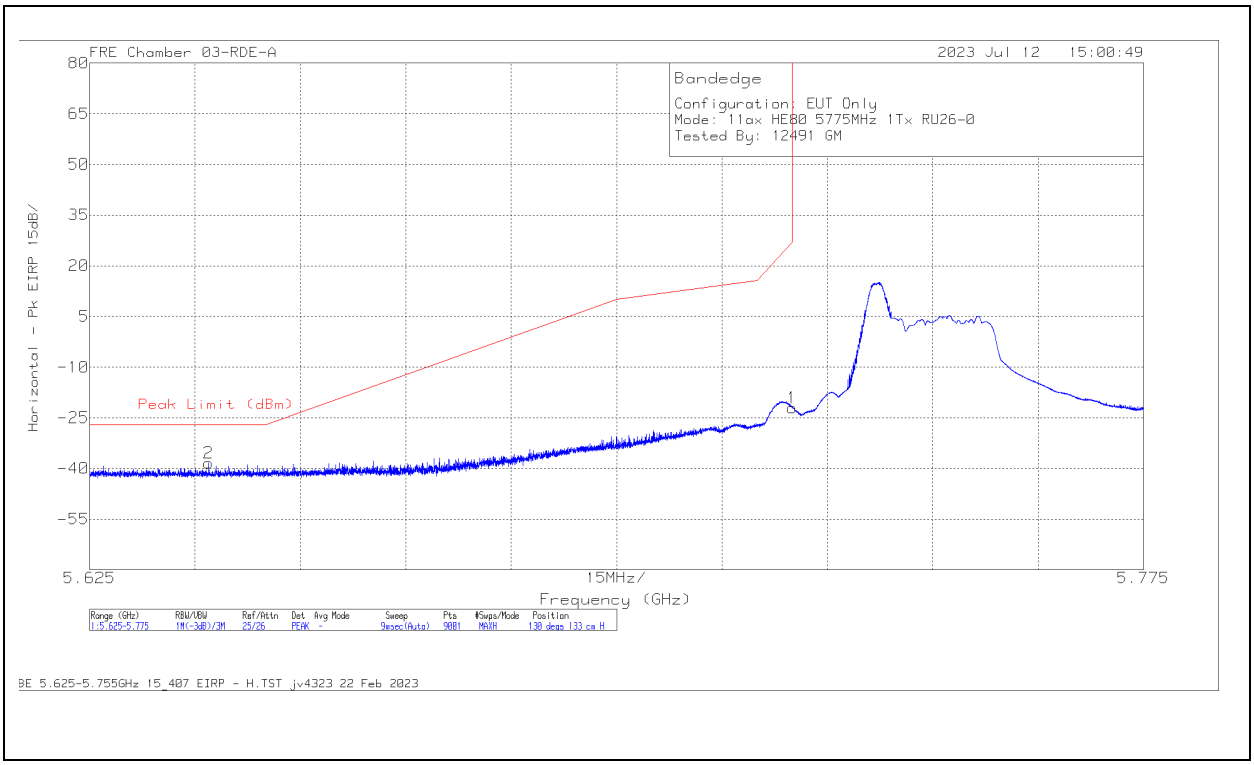

Marker	Frequency (GHz)	Meter Reading (dBm)	Det	200897 ACF (dB) 3mH	Conversion Factor (dB)	DCCF (dB)	Gain/Loss (dB)	Corrected Reading EIRP	Peak Limit (dBm)	PK Margin (dB)	Azimuth (Degs)	Height (cm)	Polarity
2	5.64195	-46.58	Pk	34.4	11.8	0	-37.96	-38.34	-27	-11.34	130	133	H
1	5.725	-30.5	Pk	34.5	11.8	0	-37.78	-21.98	27	-48.98	130	133	H

Pk - Peak detector

UL VERIFICATION SERVICES
47173 Benicia Street, Fremont, CA 94538; USA TEL:(510) 319-4000 FAX:(510) 661-0888
This report shall not be reproduced except in full, without the written approval of UL VERIFICATION SERVICES

VERTICAL RESULT

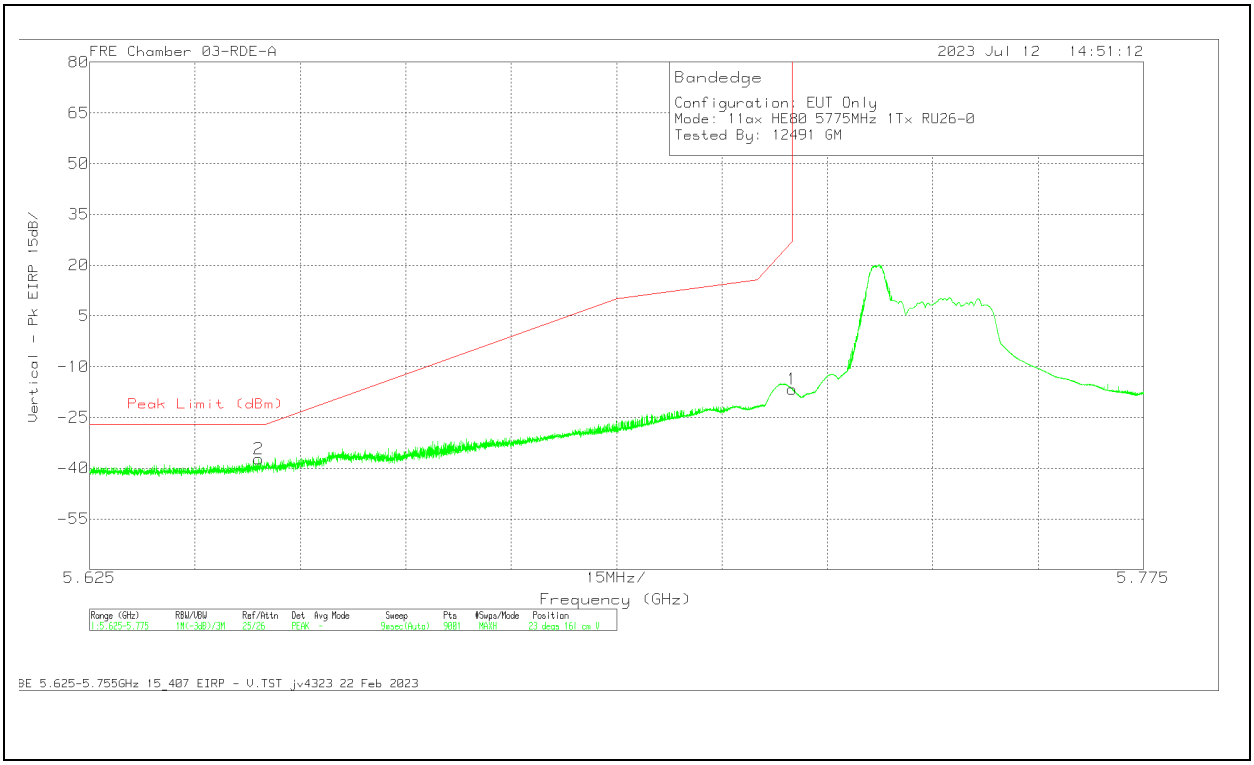

Marker	Frequency (GHz)	Meter Reading (dBm)	Det	200897 ACF (dB) 3mH	Conversion Factor (dB)	DCCF (dB)	Gain/Loss (dB)	Corrected Reading EIRP	Peak Limit (dBm)	PK Margin (dB)	Azimuth (Degs)	Height (cm)	Polarity
2	5.64905	-45.54	Pk	34.4	11.8	0	-37.94	-37.28	-27	-10.28	23	161	V
1	5.725	-25.19	Pk	34.5	11.8	0	-37.78	-16.67	27	-43.67	23	161	V

Pk - Peak detector

UL VERIFICATION SERVICES
47173 Benicia Street, Fremont, CA 94538; USA TEL:(510) 319-4000 FAX:(510) 661-0888

This report shall not be reproduced except in full, without the written approval of UL VERIFICATION SERVICES

1TX Antenna 6 MODE: 26-Tones, RU Index 36

BANDEDGE (CHANNEL 155 HIGH EDGE)

HORIZONTAL RESULT

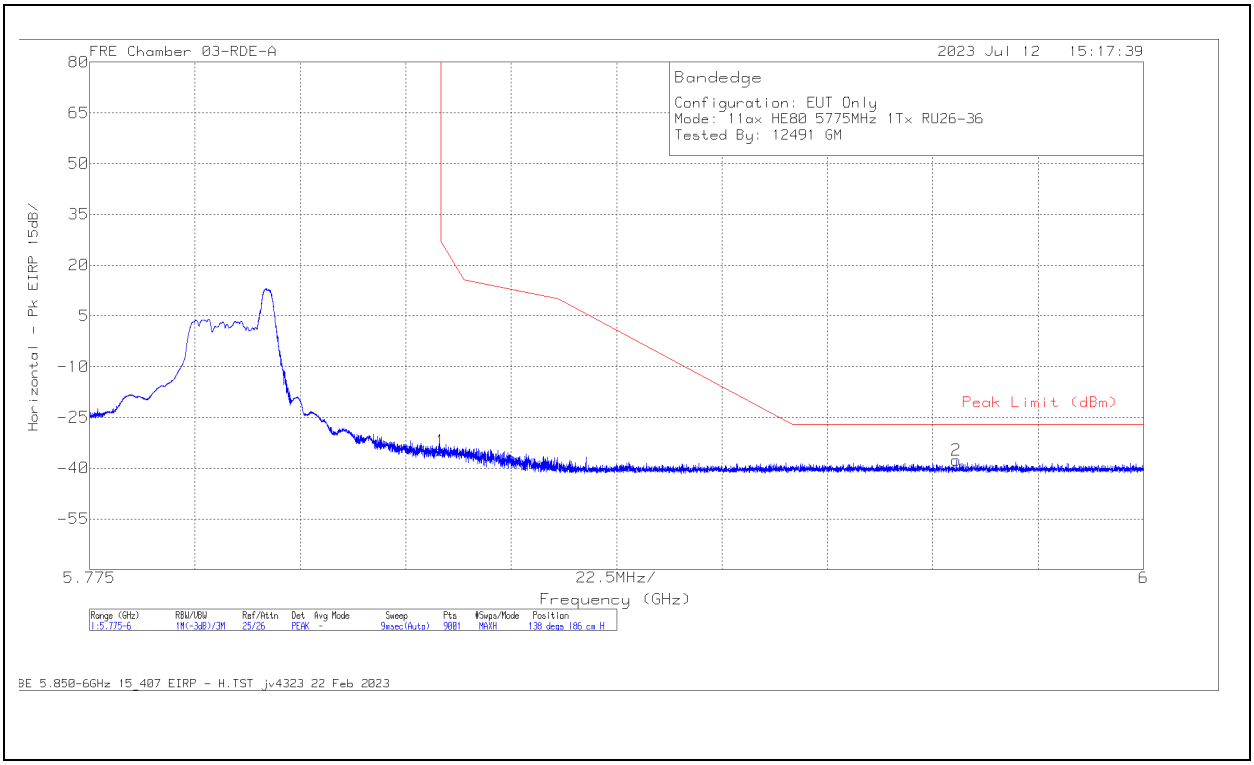

Marker	Frequency (GHz)	Meter Reading (dBm)	Det	200897 ACF (dB) 3mH	Conversion Factor (dB)	DCCF (dB)	Gain/Loss (dB)	Corrected Reading EIRP	Peak Limit (dBm)	PK Margin (dB)	Azimuth (Degs)	Height (cm)	Polarity
1	5.85	-44.09	Pk	34.9	11.8	0	-37.49	-34.88	27	-61.88	138	186	H
2	5.960025	-47.25	Pk	35.1	11.8	0	-37.26	-37.61	-27	-10.61	138	186	H

Pk - Peak detector

UL VERIFICATION SERVICES
47173 Benicia Street, Fremont, CA 94538; USA TEL:(510) 319-4000 FAX:(510) 661-0888
This report shall not be reproduced except in full, without the written approval of UL VERIFICATION SERVICES

VERTICAL RESULT

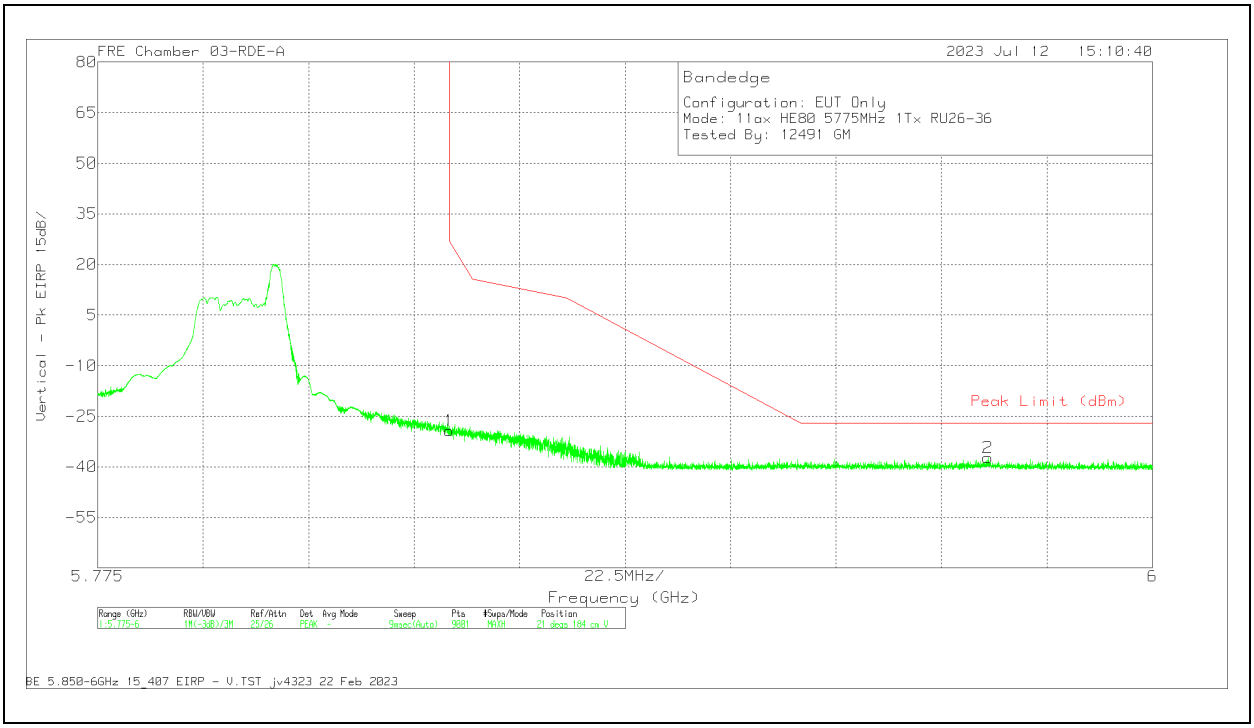

Marker	Frequency (GHz)	Meter Reading (dBm)	Det	200897 ACF (dB) 3mH	Conversion Factor (dB)	DCCF (dB)	Gain/Loss (dB)	Corrected Reading EIRP	Peak Limit (dBm)	PK Margin (dB)	Azimuth (Degs)	Height (cm)	Polarity
1	5.85	-38.41	Pk	34.9	11.8	0	-37.49	-29.2	27	-56.2	21	184	V
2	5.9649	-46.98	Pk	35.1	11.8	0	-37.25	-37.33	-27	-10.33	21	184	V

Pk - Peak detector

UL VERIFICATION SERVICES
47173 Benicia Street, Fremont, CA 94538; USA TEL:(510) 319-4000 FAX:(510) 661-0888

This report shall not be reproduced except in full, without the written approval of UL VERIFICATION SERVICES

1TX Antenna 6 MODE: SU, Single User

BANDEDGE (CHANNEL 155 LOW EDGE)

HORIZONTAL RESULT

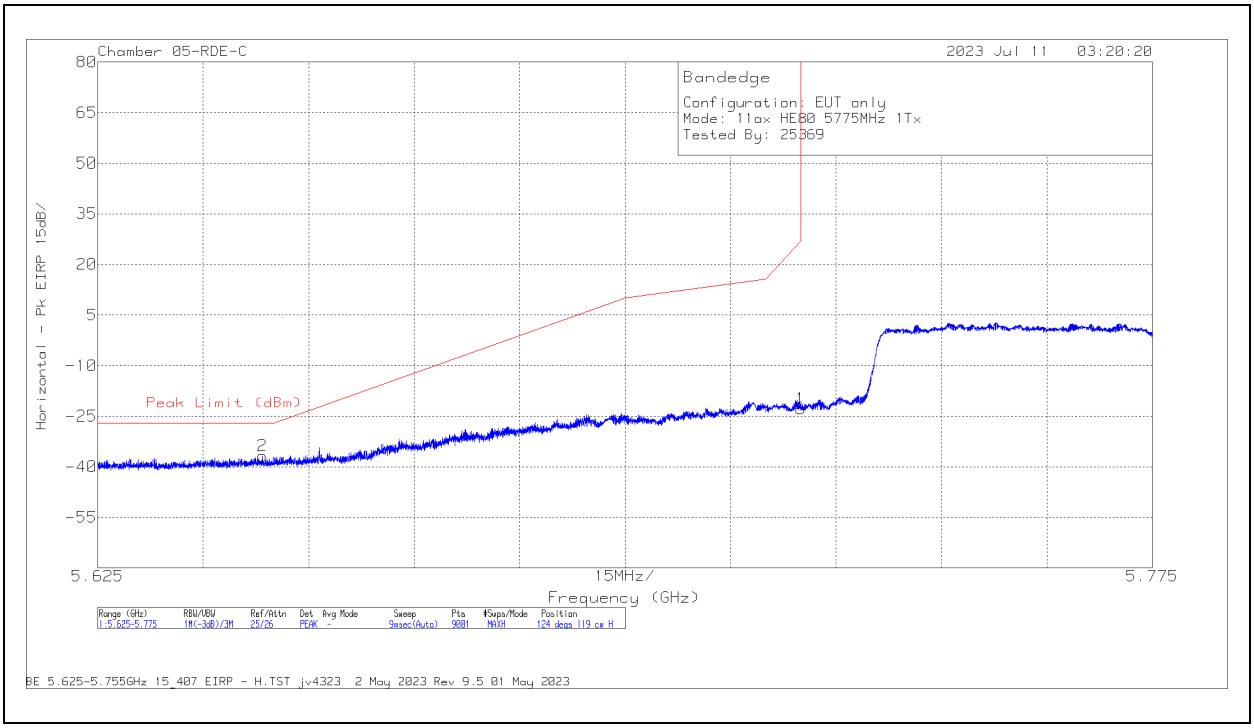

Marker	Frequency (GHz)	Meter Reading (dBm)	Det	81887 ACF (dB) 3mH	Conversion Factor (dB)	DCCF (dB)	Gain/Loss (dB)	Corrected Reading EIRP	Peak Limit (dBm)	PK Margin (dB)	Azimuth (Degs)	Height (cm)	Polarity
2	5.6484	-44.99	Pk	34.7	11.8	0	-38.3	-36.79	-27	-9.79	124	119	H
1	5.725	-31.2	Pk	34.8	11.8	0	-38.2	-22.8	27	-49.8	124	119	H

Pk - Peak detector

UL VERIFICATION SERVICES
47173 Benicia Street, Fremont, CA 94538; USA TEL:(510) 319-4000 FAX:(510) 661-0888
This report shall not be reproduced except in full, without the written approval of UL VERIFICATION SERVICES

VERTICAL RESULT

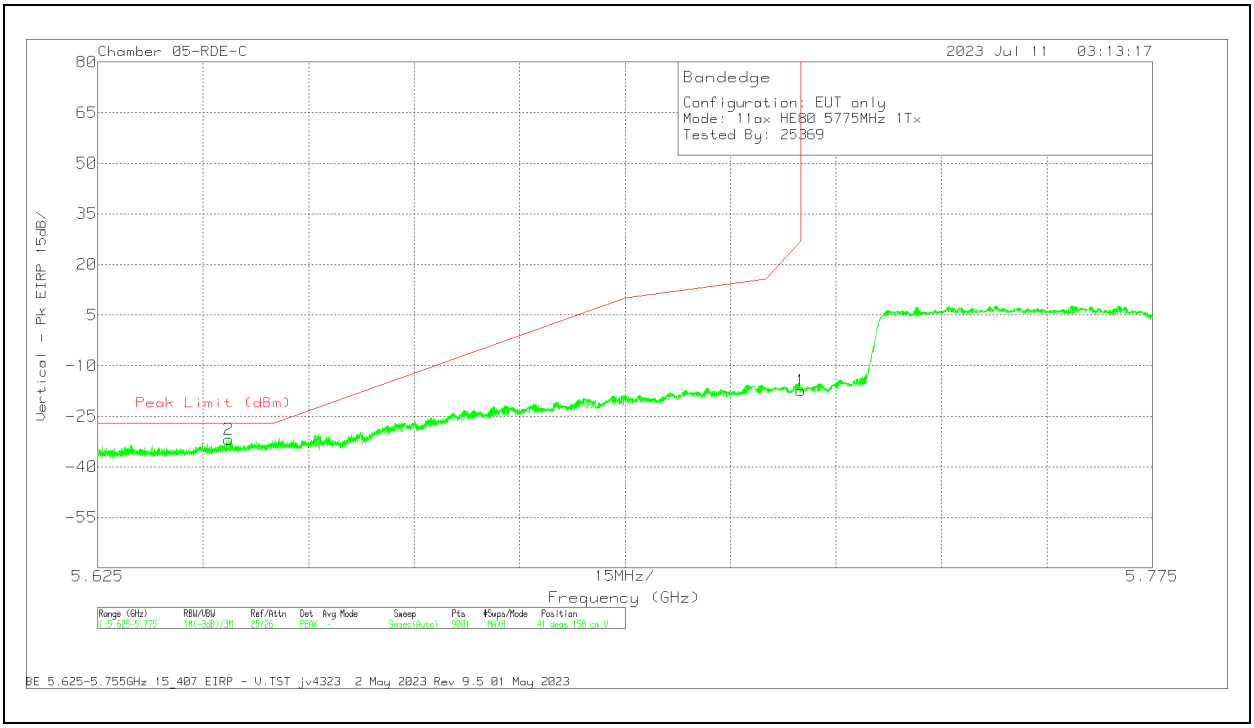

Marker	Frequency (GHz)	Meter Reading (dBm)	Det	81887 ACF (dB) 3mH	Conversion Factor (dB)	DCCF (dB)	Gain/Loss (dB)	Corrected Reading EIRP	Peak Limit (dBm)	PK Margin (dB)	Azimuth (Degs)	Height (cm)	Polarity
2	5.643617	-40.11	Pk	34.7	11.8	0	-38.18	-31.79	-27	-4.79	41	158	V
1	5.725	-25.87	Pk	34.8	11.8	0	-38.2	-17.47	27	-44.47	41	158	V

Pk - Peak detector

UL VERIFICATION SERVICES
47173 Benicia Street, Fremont, CA 94538; USA TEL:(510) 319-4000 FAX:(510) 661-0888

This report shall not be reproduced except in full, without the written approval of UL VERIFICATION SERVICES

BANDEDGE (CHANNEL 155 HIGH EDGE)

HORIZONTAL RESULT

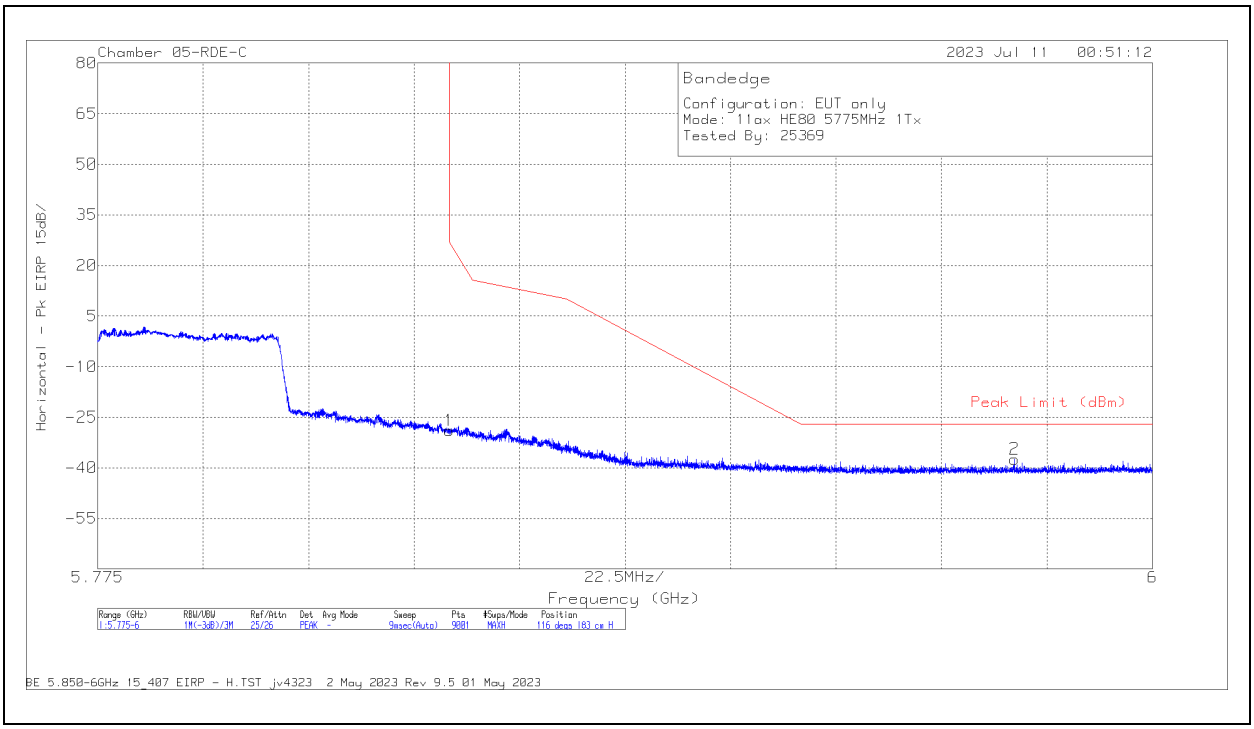

Marker	Frequency (GHz)	Meter Reading (dBm)	Det	81887 ACF (dB) 3mH	Conversion Factor (dB)	DCCF (dB)	Gain/Loss (dB)	Corrected Reading EIRP	Peak Limit (dBm)	PK Margin (dB)	Azimuth (Degs)	Height (cm)	Polarity
1	5.85	-37.76	Pk	34.9	11.8	0	-37.82	-28.88	27	-55.88	116	183	H
2	5.970525	-46.83	Pk	35.2	11.8	0	-37.52	-37.35	-27	-10.35	116	183	H

Pk - Peak detector

UL VERIFICATION SERVICES
47173 Benicia Street, Fremont, CA 94538; USA TEL:(510) 319-4000 FAX:(510) 661-0888

This report shall not be reproduced except in full, without the written approval of UL VERIFICATION SERVICES

VERTICAL RESULT

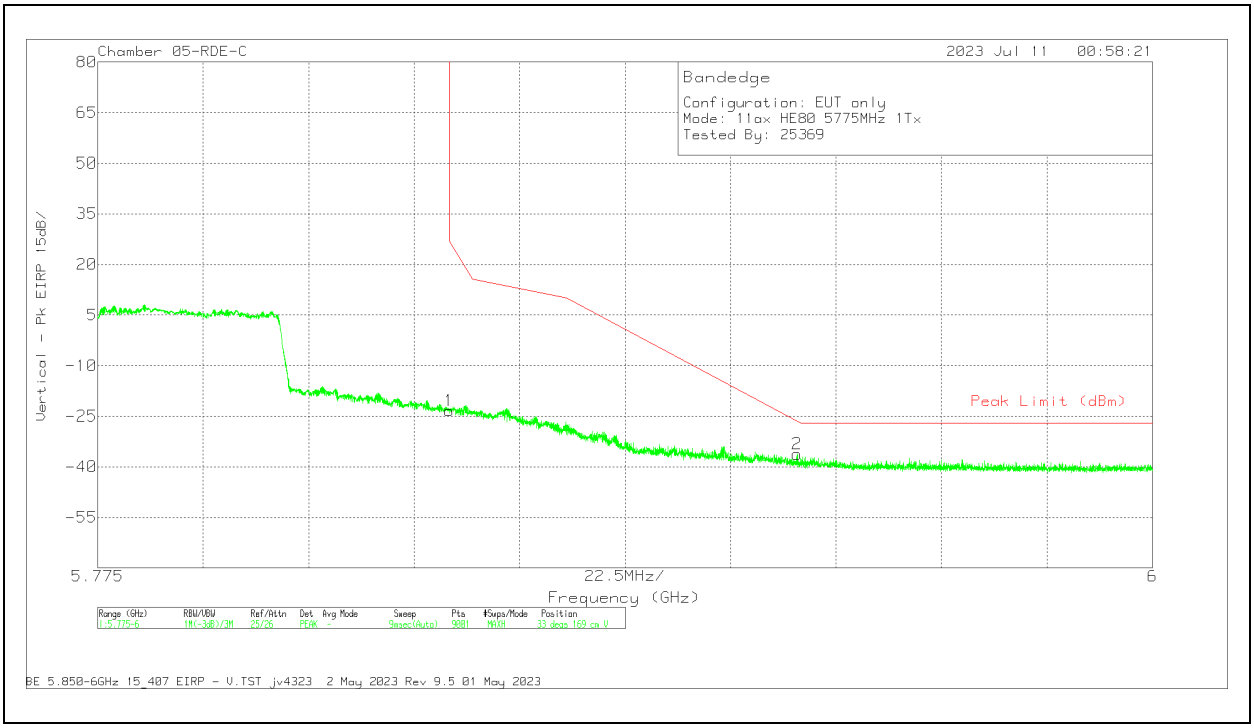

Marker	Frequency (GHz)	Meter Reading (dBm)	Det	81887 ACF (dB) 3mH	Conversion Factor (dB)	DCCF (dB)	Gain/Loss (dB)	Corrected Reading EIRP	Peak Limit (dBm)	PK Margin (dB)	Azimuth (Degs)	Height (cm)	Polarity
1	5.85	-32.18	Pk	34.9	11.8	0	-37.82	-23.3	27	-50.3	33	169	V
2	5.92425	-45.58	Pk	35.1	11.8	0	-37.55	-36.23	-26.45	-9.78	33	169	V

Pk - Peak detector

UL VERIFICATION SERVICES
47173 Benicia Street, Fremont, CA 94538; USA TEL:(510) 319-4000 FAX:(510) 661-0888

This report shall not be reproduced except in full, without the written approval of UL VERIFICATION SERVICES

1TX Antenna 5 MODE: 26-Tones, RU Index 0

BANDEDGE (CHANNEL 155 LOW EDGE)

HORIZONTAL RESULT

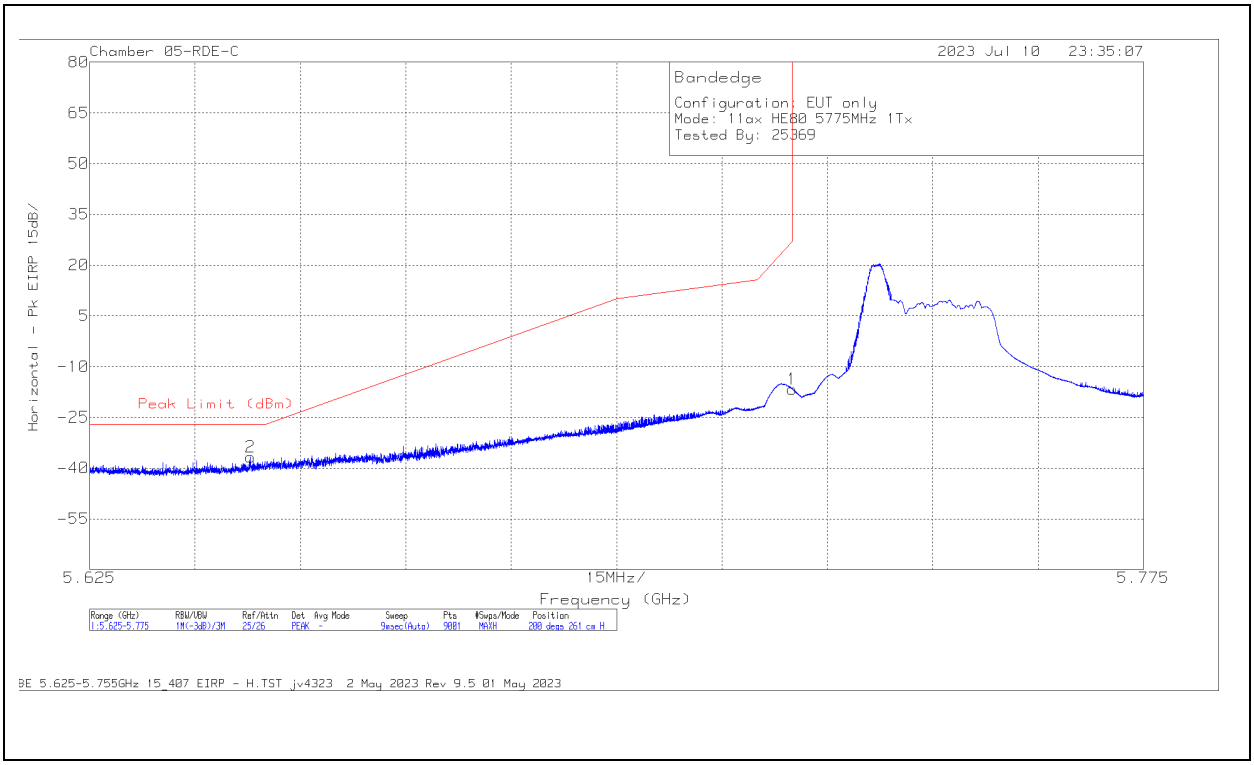

Marker	Frequency (GHz)	Meter Reading (dBm)	Det	81887 ACF (dB) 3mH	Conversion Factor (dB)	DCCF (dB)	Gain/Loss (dB)	Corrected Reading EIRP	Peak Limit (dBm)	PK Margin (dB)	Azimuth (Degs)	Height (cm)	Polarity
2	5.647917	-44.99	Pk	34.7	11.8	0	-38.24	-36.73	-27	-9.73	200	261	H
1	5.725	-25.08	Pk	34.8	11.8	0	-38.2	-16.68	27	-43.68	200	261	H

Pk - Peak detector

UL VERIFICATION SERVICES
47173 Benicia Street, Fremont, CA 94538; USA TEL:(510) 319-4000 FAX:(510) 661-0888

This report shall not be reproduced except in full, without the written approval of UL VERIFICATION SERVICES

VERTICAL RESULT

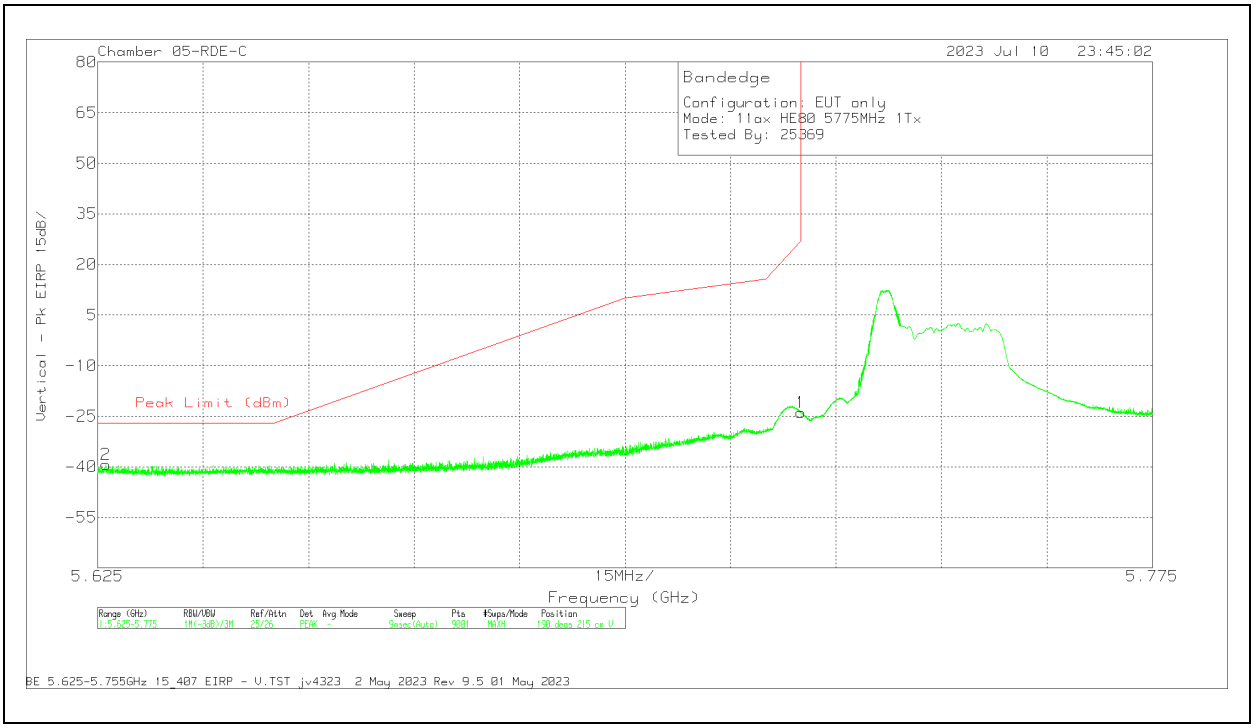

Marker	Frequency (GHz)	Meter Reading (dBm)	Det	81887 ACF (dB) 3mH	Conversion Factor (dB)	DCCF (dB)	Gain/Loss (dB)	Corrected Reading EIRP	Peak Limit (dBm)	PK Margin (dB)	Azimuth (Degs)	Height (cm)	Polarity
2	5.626167	-47.58	Pk	34.7	11.8	0	-38.17	-39.25	-27	-12.25	190	215	V
1	5.725	-32.3	Pk	34.8	11.8	0	-38.2	-23.9	27	-50.9	190	215	V

Pk - Peak detector

UL VERIFICATION SERVICES
47173 Benicia Street, Fremont, CA 94538; USA TEL:(510) 319-4000 FAX:(510) 661-0888

This report shall not be reproduced except in full, without the written approval of UL VERIFICATION SERVICES

1TX Antenna 5 MODE: 26-Tones, RU Index 36

BANDEDGE (CHANNEL 155 HIGH EDGE)

HORIZONTAL RESULT

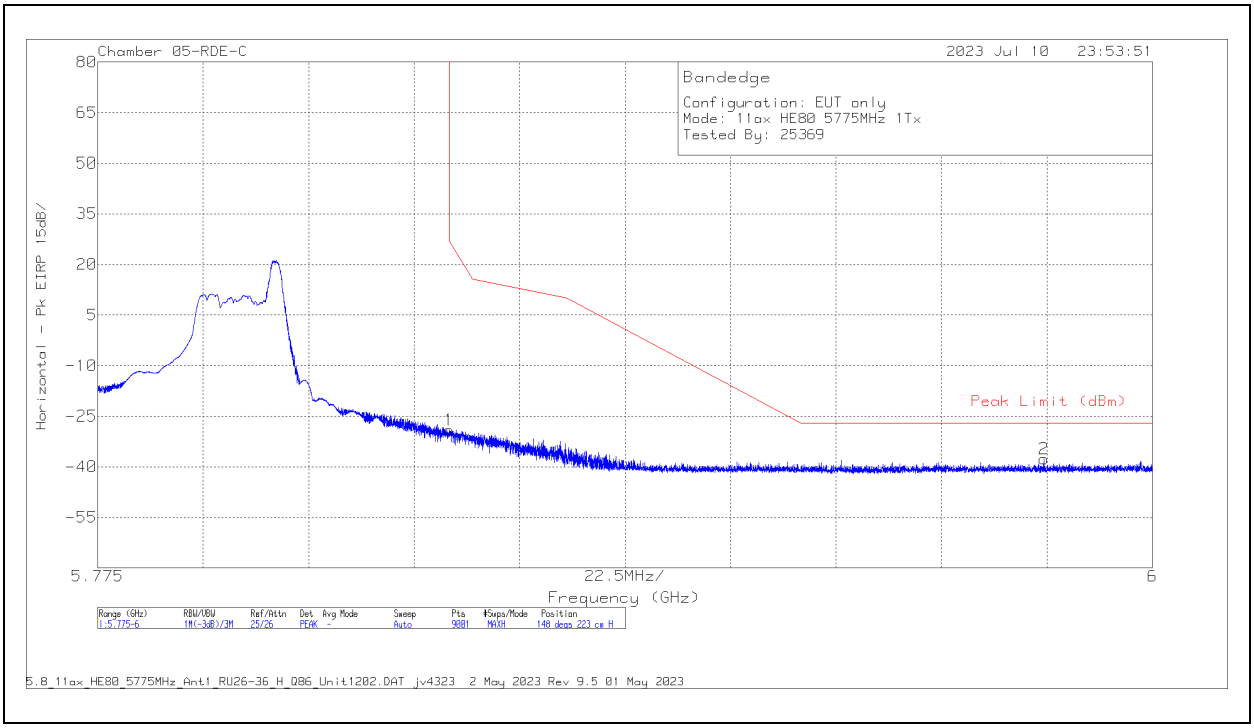

Marker	Frequency (GHz)	Meter Reading (dBm)	Det	81887 ACF (dB) 3mH	Conversion Factor (dB)	DCCF (dB)	Gain/Loss (dB)	Corrected Reading EIRP	Peak Limit (dBm)	PK Margin (dB)	Azimuth (Degs)	Height (cm)	Polarity
1	5.85	-37.99	Pk	34.9	11.8	0	-37.82	-29.11	27	-56.11	148	223	H
2	5.9769	-47.21	Pk	35.2	11.8	0	-37.49	-37.7	-27	-10.7	148	223	H

Pk - Peak detector

UL VERIFICATION SERVICES
47173 Benicia Street, Fremont, CA 94538; USA TEL:(510) 319-4000 FAX:(510) 661-0888
This report shall not be reproduced except in full, without the written approval of UL VERIFICATION SERVICES

VERTICAL RESULT

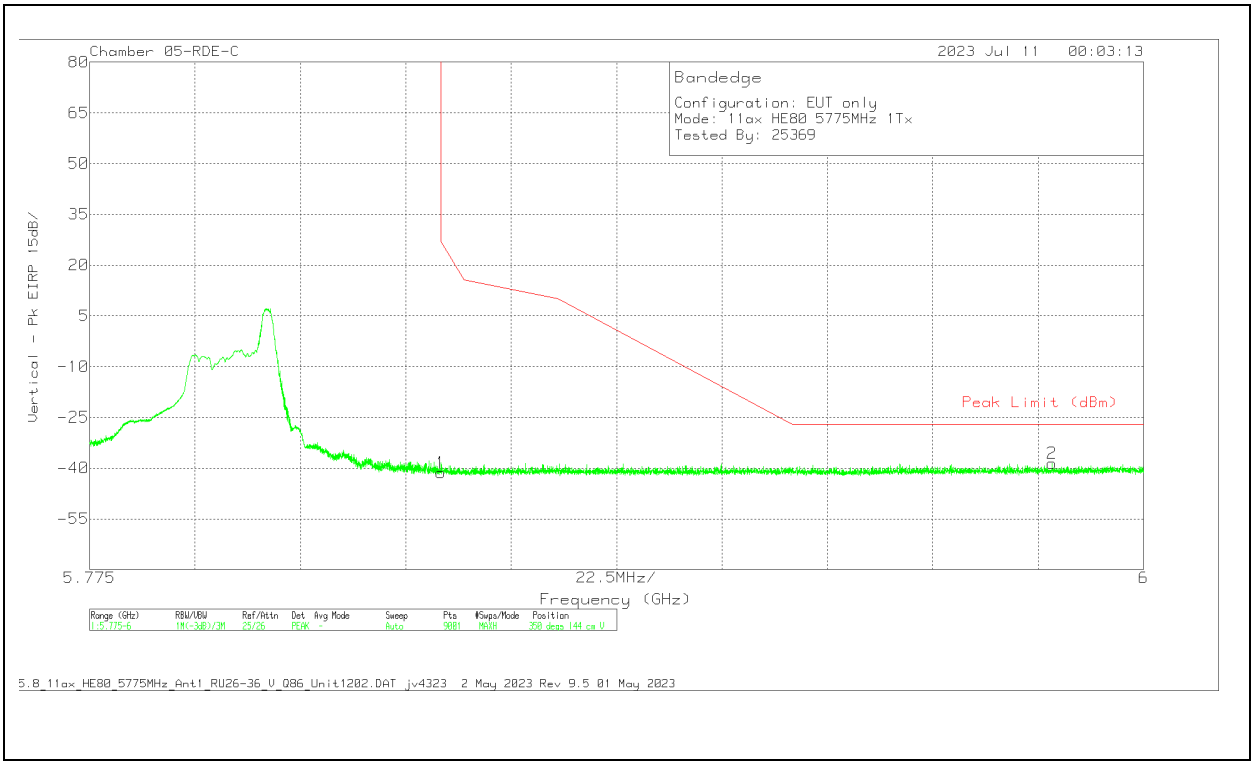

Marker	Frequency (GHz)	Meter Reading (dBm)	Det	81887 ACF (dB) 3mH	Conversion Factor (dB)	DCCF (dB)	Gain/Loss (dB)	Corrected Reading EIRP	Peak Limit (dBm)	PK Margin (dB)	Azimuth (Degs)	Height (cm)	Polarity
1	5.85	-50.23	Pk	34.9	11.8	0	-37.82	-41.35	27	-68.35	350	144	V
2	5.9805	-48.11	Pk	35.2	11.8	0	-37.49	-38.6	-27	-11.6	350	144	V

Pk - Peak detector

UL VERIFICATION SERVICES
47173 Benicia Street, Fremont, CA 94538; USA TEL:(510) 319-4000 FAX:(510) 661-0888

This report shall not be reproduced except in full, without the written approval of UL VERIFICATION SERVICES

1TX Antenna 5 MODE: SU, Single User

BANDEDGE (CHANNEL 155 LOW EDGE)

HORIZONTAL RESULT

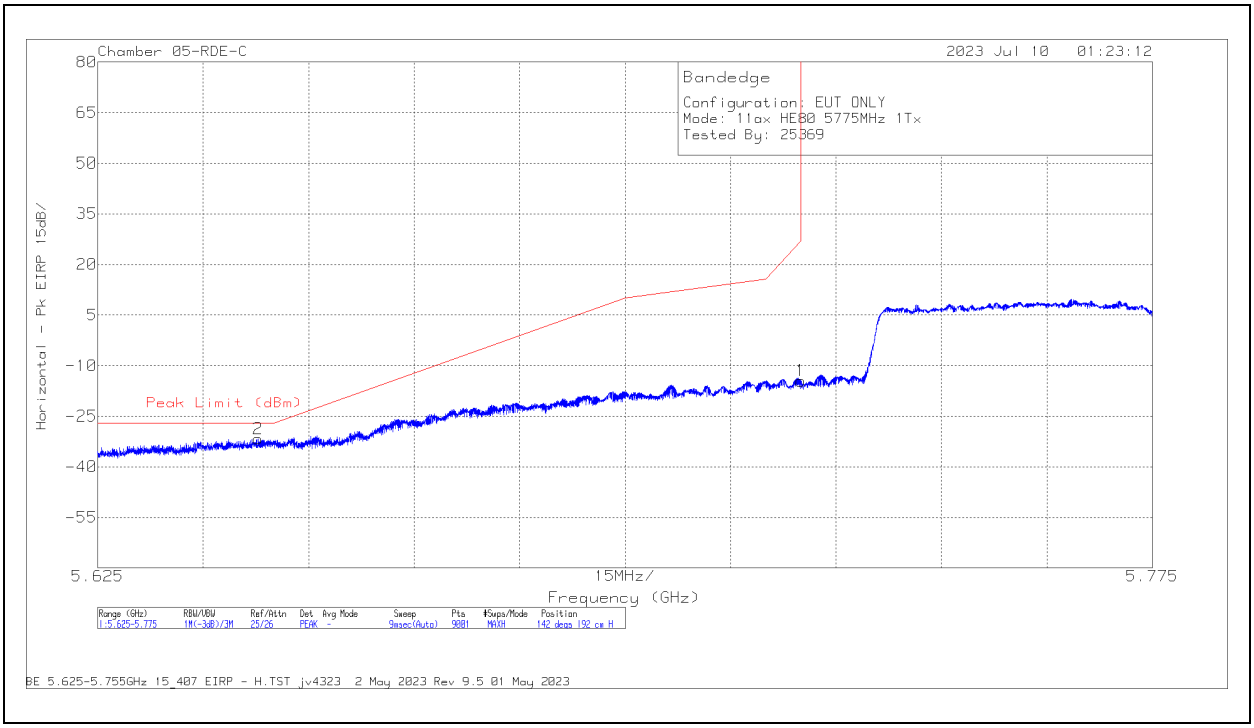

Marker	Frequency (GHz)	Meter Reading (dBm)	Det	81887 ACF (dB) 3mH	Conversion Factor (dB)	DCCF (dB)	Gain/Loss (dB)	Corrected Reading EIRP	Peak Limit (dBm)	PK Margin (dB)	Azimuth (Degs)	Height (cm)	Polarity
2	5.647834	-39.86	Pk	34.7	11.8	0	-38.25	-31.61	-27	-4.61	142	192	H
1	5.725	-22.91	Pk	34.8	11.8	0	-38.2	-14.51	27	-41.51	142	192	H

Pk - Peak detector

UL VERIFICATION SERVICES
47173 Benicia Street, Fremont, CA 94538; USA TEL:(510) 319-4000 FAX:(510) 661-0888

This report shall not be reproduced except in full, without the written approval of UL VERIFICATION SERVICES

VERTICAL RESULT

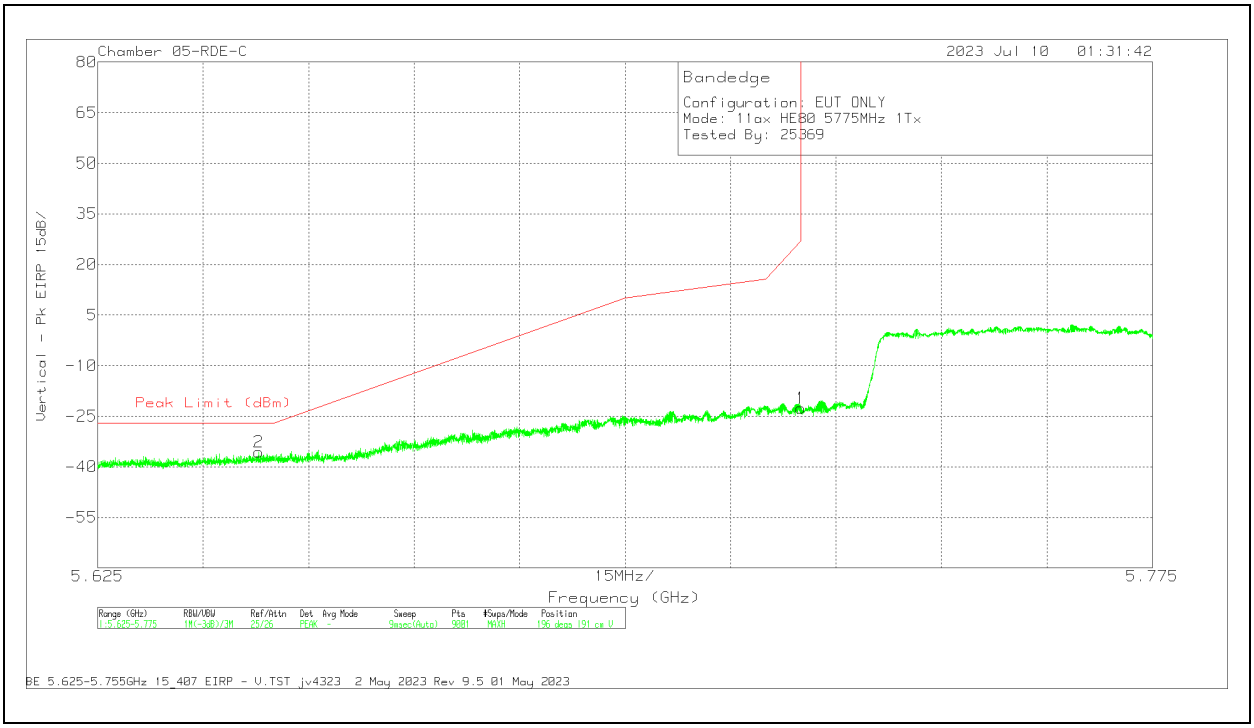

Marker	Frequency (GHz)	Meter Reading (dBm)	Det	81887 ACF (dB) 3mH	Conversion Factor (dB)	DCCF (dB)	Gain/Loss (dB)	Corrected Reading EIRP	Peak Limit (dBm)	PK Margin (dB)	Azimuth (Degs)	Height (cm)	Polarity
2	5.647884	-43.83	Pk	34.7	11.8	0	-38.24	-35.57	-27	-8.57	196	191	V
1	5.725	-31.05	Pk	34.8	11.8	0	-38.2	-22.65	27	-49.65	196	191	V

Pk - Peak detector

UL VERIFICATION SERVICES
47173 Benicia Street, Fremont, CA 94538; USA TEL:(510) 319-4000 FAX:(510) 661-0888

This report shall not be reproduced except in full, without the written approval of UL VERIFICATION SERVICES

BANDEDGE (CHANNEL 155 HIGH EDGE)

HORIZONTAL RESULT

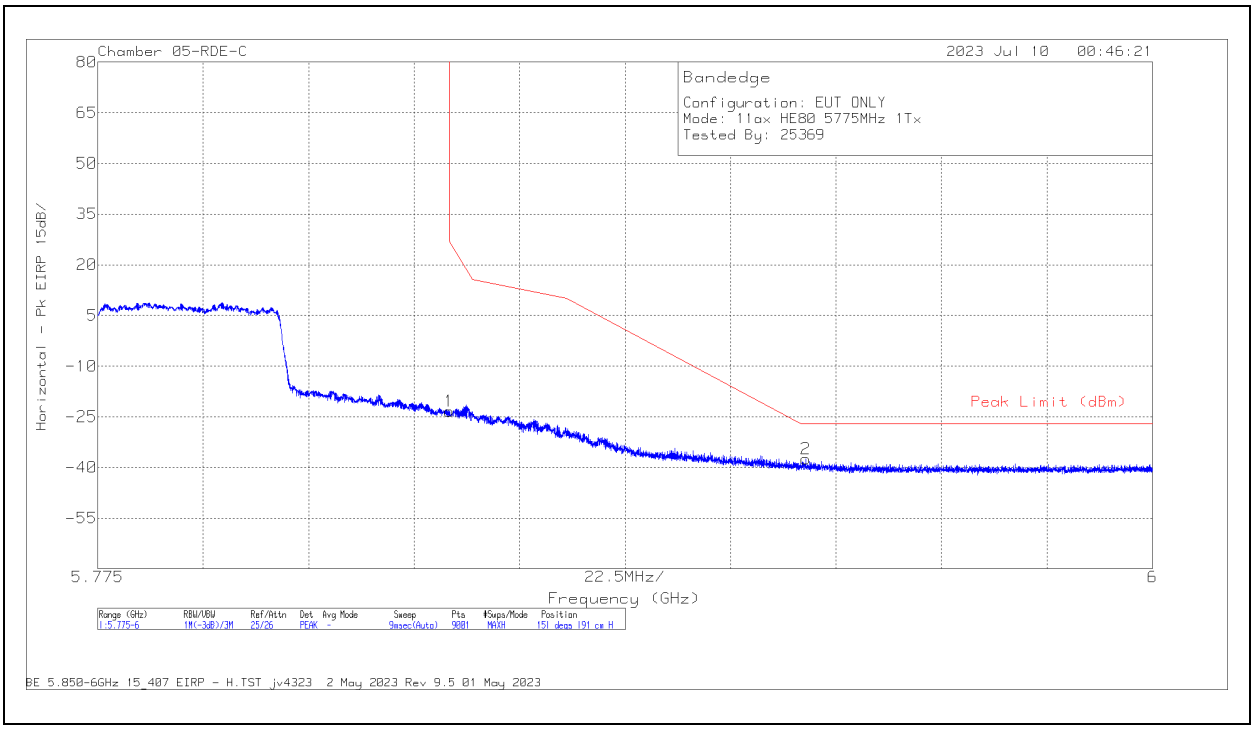

Marker	Frequency (GHz)	Meter Reading (dBm)	Det	81887 ACF (dB) 3mH	Conversion Factor (dB)	DCCF (dB)	Gain/Loss (dB)	Corrected Reading EIRP	Peak Limit (dBm)	PK Margin (dB)	Azimuth (Degs)	Height (cm)	Polarity
1	5.85	-32.16	Pk	34.9	11.8	0	-37.82	-23.28	27	-50.28	151	191	H
2	5.926025	-46.77	Pk	35.1	11.8	0	-37.59	-37.46	-27	-10.46	151	191	H

Pk - Peak detector

UL VERIFICATION SERVICES
47173 Benicia Street, Fremont, CA 94538; USA TEL:(510) 319-4000 FAX:(510) 661-0888

This report shall not be reproduced except in full, without the written approval of UL VERIFICATION SERVICES

VERTICAL RESULT

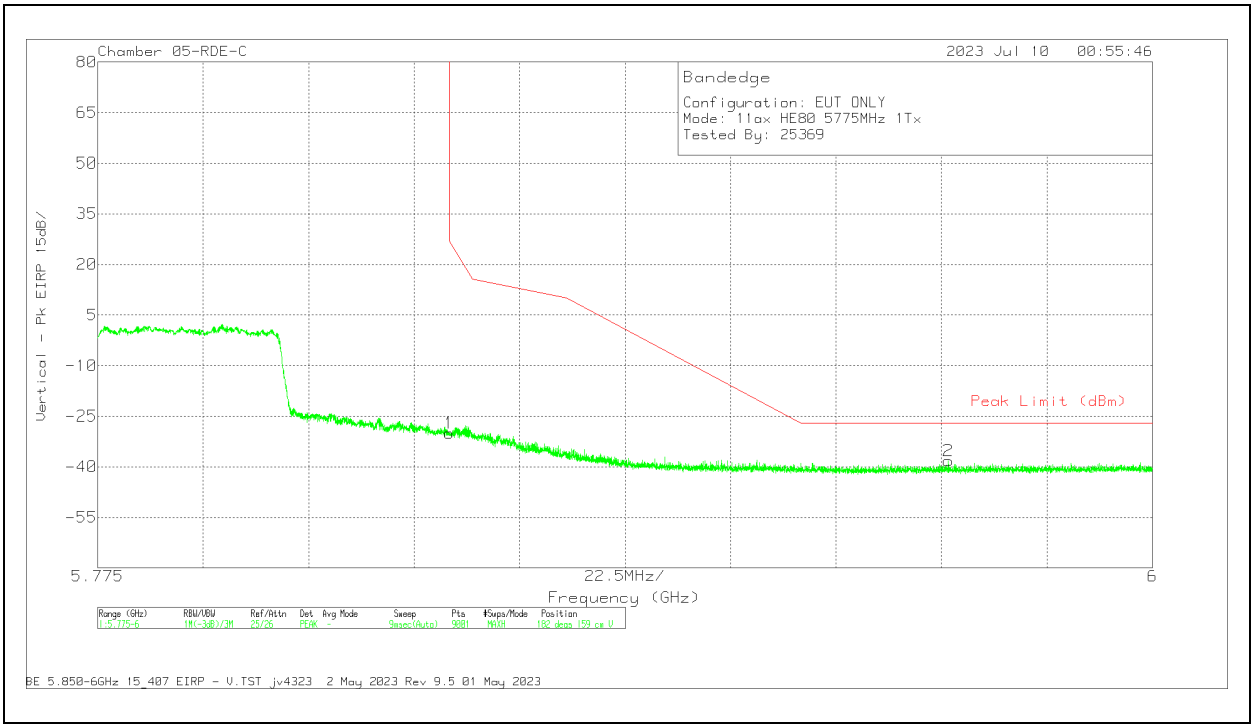

Marker	Frequency (GHz)	Meter Reading (dBm)	Det	81887 ACF (dB) 3mH	Conversion Factor (dB)	DCCF (dB)	Gain/Loss (dB)	Corrected Reading EIRP	Peak Limit (dBm)	PK Margin (dB)	Azimuth (Degs)	Height (cm)	Polarity
1	5.85	-38.86	Pk	34.9	11.8	0	-37.82	-29.98	27	-56.98	182	159	V
2	5.956475	-47.62	Pk	35.1	11.8	0	-37.5	-38.22	-27	-11.22	182	159	V

Pk - Peak detector

UL VERIFICATION SERVICES
47173 Benicia Street, Fremont, CA 94538; USA TEL:(510) 319-4000 FAX:(510) 661-0888

This report shall not be reproduced except in full, without the written approval of UL VERIFICATION SERVICES

2TX Antenna 6 + Antenna 5 OFDMA MODE: 26-Tones, RU Index 0

BANDEDGE (CHANNEL 155 LOW EDGE)

HORIZONTAL RESULT

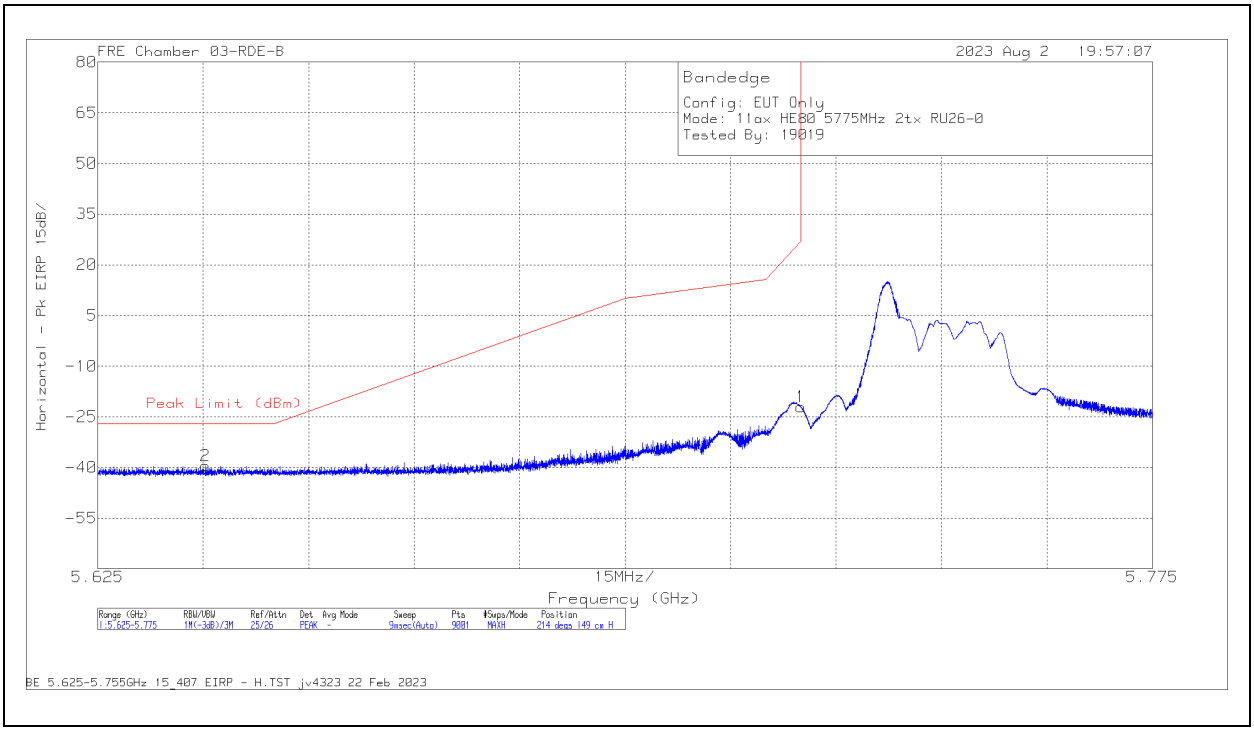

Marker	Frequency (GHz)	Meter Reading (dBm)	Det	230300 ACF (dB/m)	Conversion Factor (dB)	DCCF (dB)	Gain/Loss (dB)	Corrected Reading EIRP	Peak Limit (dBm)	PK Margin (dB)	Azimuth (Degs)	Height (cm)	Polarity
2	5.640317	-46.76	Pk	34.4	11.8	0	-38.9	-39.46	-27	-12.46	214	149	H
1	5.725	-29.53	Pk	34.5	11.8	0	-38.8	-22.03	27	-49.03	214	149	H

Pk - Peak detector

UL VERIFICATION SERVICES
47173 Benicia Street, Fremont, CA 94538; USA TEL:(510) 319-4000 FAX:(510) 661-0888
This report shall not be reproduced except in full, without the written approval of UL VERIFICATION SERVICES

VERTICAL RESULT

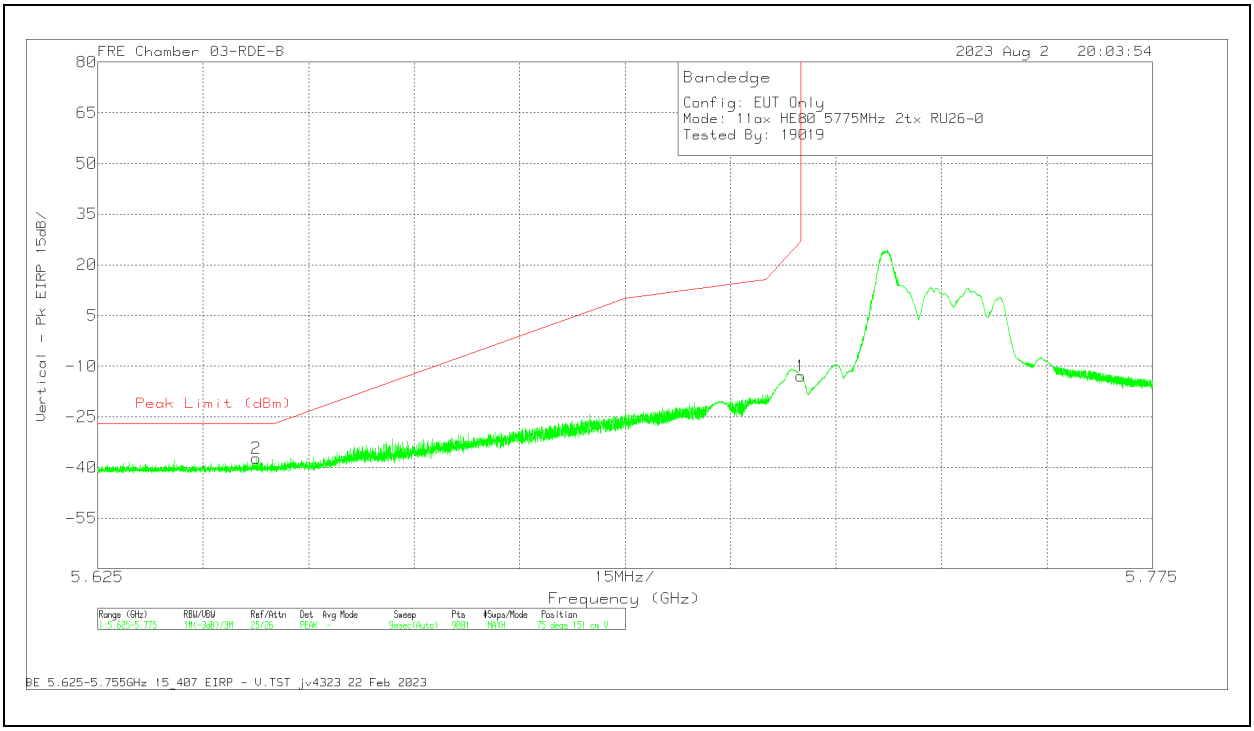

Marker	Frequency (GHz)	Meter Reading (dBm)	Det	230300 ACF (dB/m)	Conversion Factor (dB)	DCCF (dB)	Gain/Loss (dB)	Corrected Reading EIRP	Peak Limit (dBm)	PK Margin (dB)	Azimuth (Degs)	Height (cm)	Polarity
2	5.647517	-44.69	Pk	34.4	11.8	0	-38.85	-37.34	-27	-10.34	75	151	V
1	5.725	-20.45	Pk	34.5	11.8	0	-38.8	-12.95	27	-39.95	75	151	V

Pk - Peak detector

UL VERIFICATION SERVICES
47173 Benicia Street, Fremont, CA 94538; USA TEL:(510) 319-4000 FAX:(510) 661-0888

This report shall not be reproduced except in full, without the written approval of UL VERIFICATION SERVICES

1.1.69 5.8GHz Band HARMONICS AND SPURIOUS EMISSIONS, HE80 RU26 MODE

MID CHANNEL RESULTS

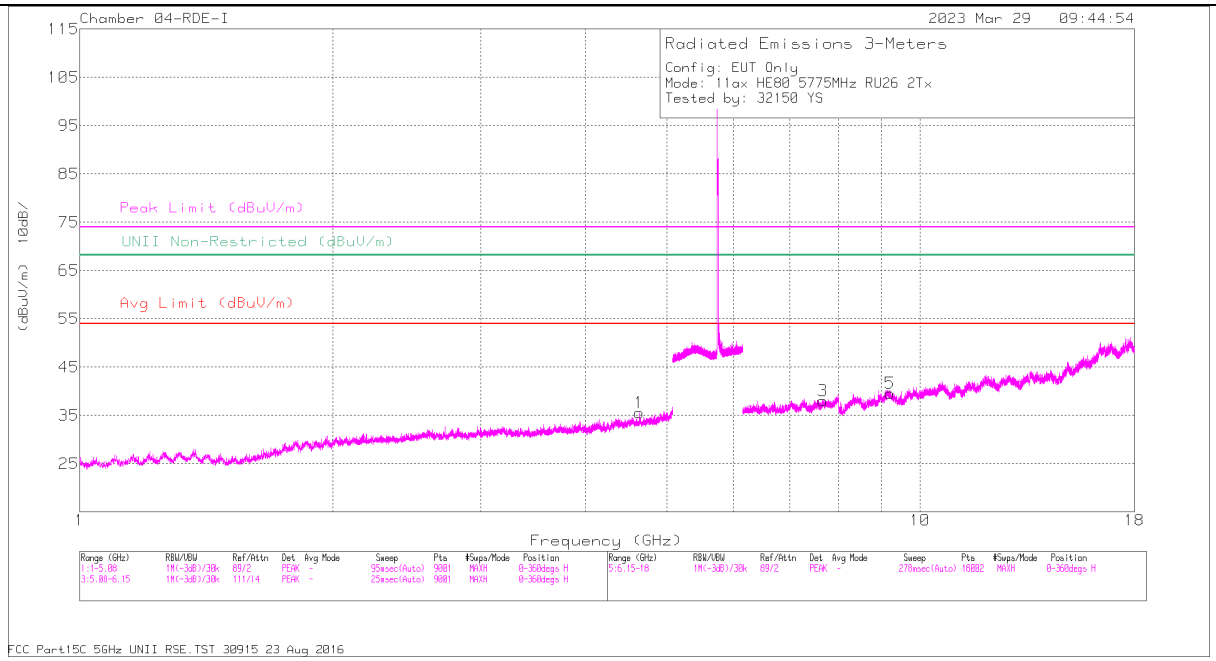

HORIZONTAL

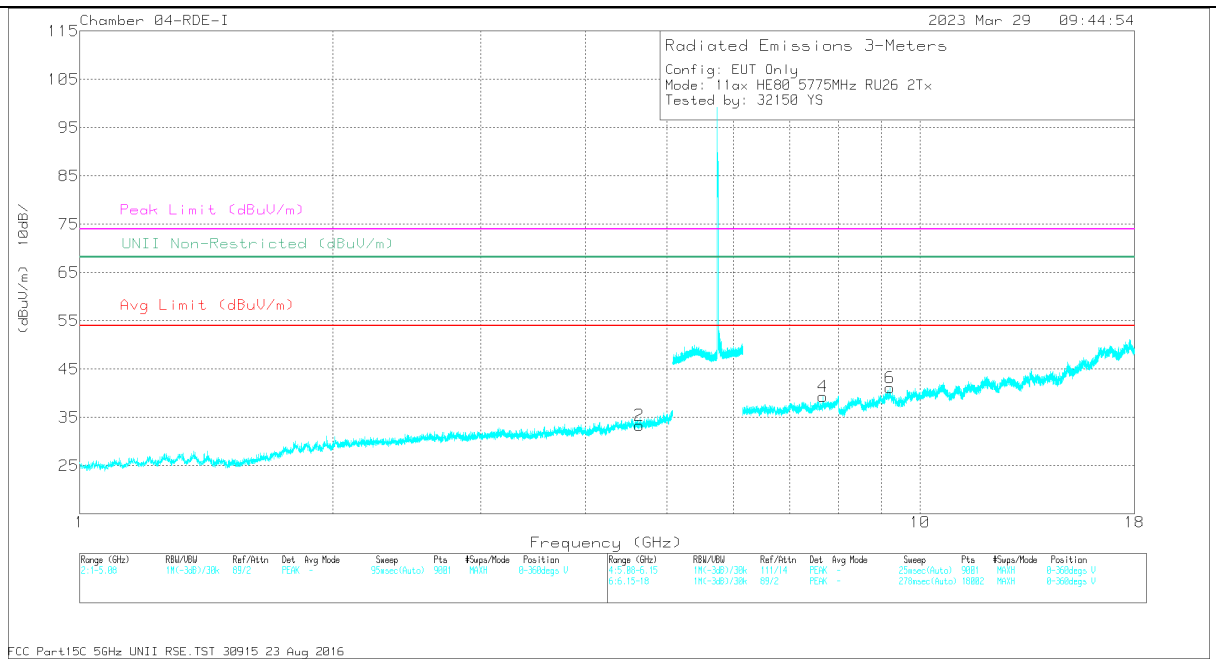

VERTICAL

UL VERIFICATION SERVICES
47173 Benicia Street, Fremont, CA 94538; USA TEL:(510) 319-4000 FAX:(510) 661-0888

This report shall not be reproduced except in full, without the written approval of UL VERIFICATION SERVICES

RADIATED EMISSIONS

Marker	Frequency (GHz)	Meter Reading (dBuV)	Det	84797 ACF (dB) - 3mH	Amp/Cbl/Fltr (dB)	Corrected Reading (dBuV/m)	Avg Limit (dBuV/m)	Margin (dB)	Peak Limit (dBuV/m)	PK Margin (dB)	UNII Non-Restricted (dBuV/m)	PK Margin (dB)	Azimuth (Degs)	Height (cm)	Polarity
1	* 4.636109	38.21	PK-U	34.3	-28.3	44.21	-	-	74	-29.79	-	-	132	179	H
	* 4.634508	26.85	ADR	34.3	-28.3	32.85	54	-21.15	-	-	-	-	132	179	H
2	* 4.634451	38.12	PK-U	34.3	-28.4	44.02	-	-	74	-29.98	-	-	223	278	V
	* 4.636526	26.64	ADR	34.3	-28.3	32.64	54	-21.36	-	-	-	-	223	278	V
3	* 7.668755	32.98	PK-U	35.8	-21.2	47.58	-	-	74	-26.42	-	-	338	134	H
	* 7.670065	21.14	ADR	35.8	-21.3	35.64	54	-18.36	-	-	-	-	338	134	H
5	9.217048	32.19	PK-U	36.2	-18.8	49.59	-	-	-	-	68.2	-18.61	95	229	H
4	* 7.670304	33.28	PK-U	35.8	-21.3	47.78	-	-	74	-26.22	-	-	352	147	V
	* 7.669152	21.42	ADR	35.8	-21.2	36.02	54	-17.98	-	-	-	-	352	147	V
6	9.218565	33.27	PK-U	36.2	-18.8	50.67	-	-	-	-	68.2	-17.53	158	345	V

* - indicates frequency in CFR47 Pt 15 / IC RSS-Restricted Band
PK-U - U-NII: Maximum Peak
ADR - U-NII AD primary method, RMS average

UL VERIFICATION SERVICES
47173 Benicia Street, Fremont, CA 94538; USA TEL:(510) 319-4000 FAX:(510) 661-0888
This report shall not be reproduced except in full, without the written approval of UL VERIFICATION SERVICES

2TX Antenna 6 + Antenna 5 OFDMA MODE: 26-Tones, RU Index 36

BANDEDGE (CHANNEL 155 HIGH EDGE)

HORIZONTAL RESULT

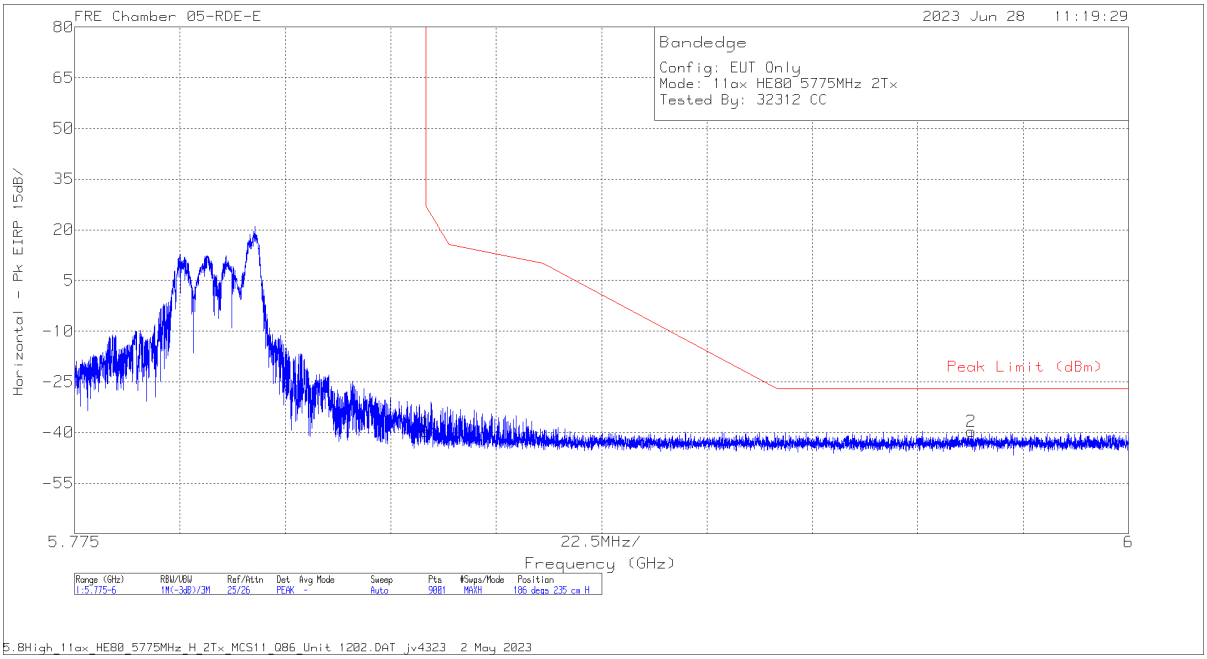

Marker	Frequency (GHz)	Meter Reading (dBm)	Det	226671 ACF (dB) 3mH	Conversion Factor (dB)	DCCF (dB)	Gain/Loss (dB)	Corrected Reading EIRP	Peak Limit (dBm)	PK Margin (dB)	Azimuth (Degs)	Height (cm)	Polarity
1	5.85	-49.04	Pk	34.9	11.8	0	-37.35	-39.69	27	-66.69	186	235	H
2	5.966425	-49.48	Pk	35.2	11.8	0	-37.13	-39.61	-27	-12.61	186	235	H

Pk - Peak detector

UL VERIFICATION SERVICES
47173 Benicia Street, Fremont, CA 94538; USA TEL:(510) 319-4000 FAX:(510) 661-0888
This report shall not be reproduced except in full, without the written approval of UL VERIFICATION SERVICES

VERTICAL RESULT

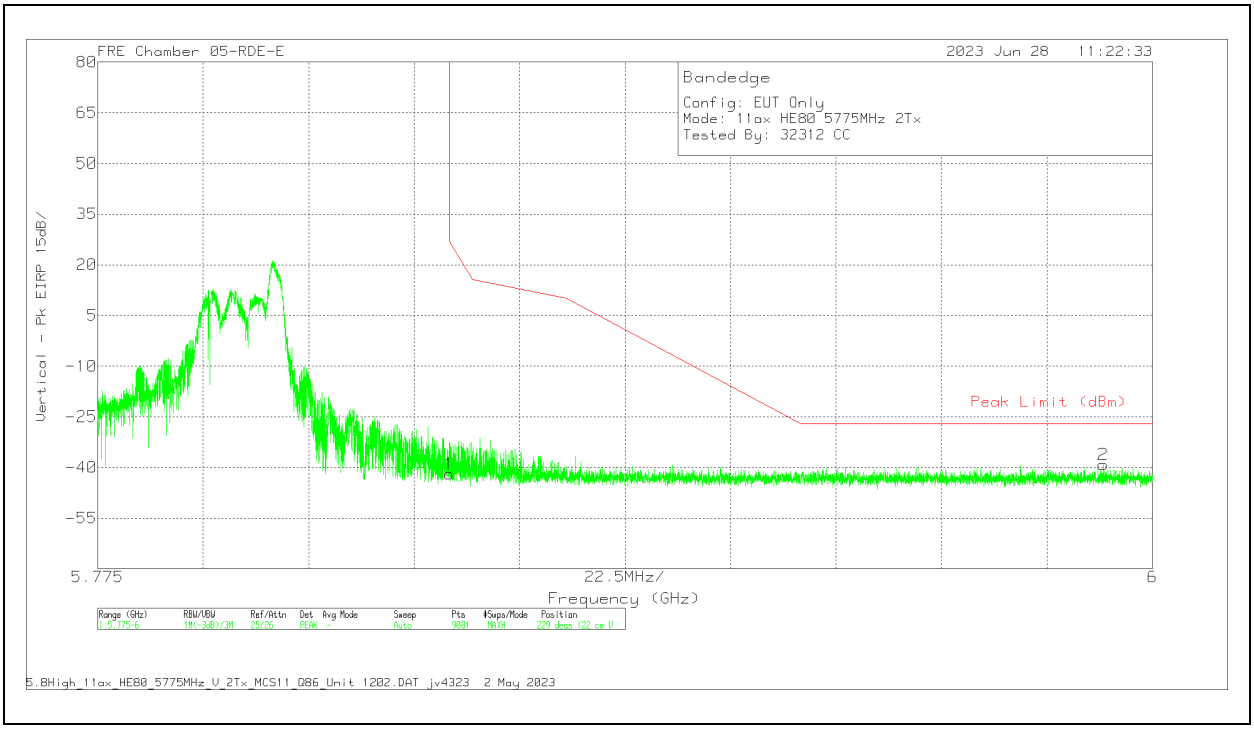

Marker	Frequency (GHz)	Meter Reading (dBm)	Det	226671 ACF (dB) 3mH	Conversion Factor (dB)	DCCF (dB)	Gain/Loss (dB)	Corrected Reading EIRP	Peak Limit (dBm)	PK Margin (dB)	Azimuth (Degs)	Height (cm)	Polarity
1	5.85	-51.28	Pk	34.9	11.8	0	-37.35	-41.93	27	-68.93	229	122	V
2	5.9895	-49.15	Pk	35.2	11.8	0	-37.03	-39.18	-27	-12.18	229	122	V

Pk - Peak detector

UL VERIFICATION SERVICES
47173 Benicia Street, Fremont, CA 94538; USA TEL:(510) 319-4000 FAX:(510) 661-0888

This report shall not be reproduced except in full, without the written approval of UL VERIFICATION SERVICES

2TX Antenna 6 + Antenna 5 OFDMA MODE: SU, Single User

BANDEDGE (CHANNEL 155 LOW EDGE)

HORIZONTAL RESULT

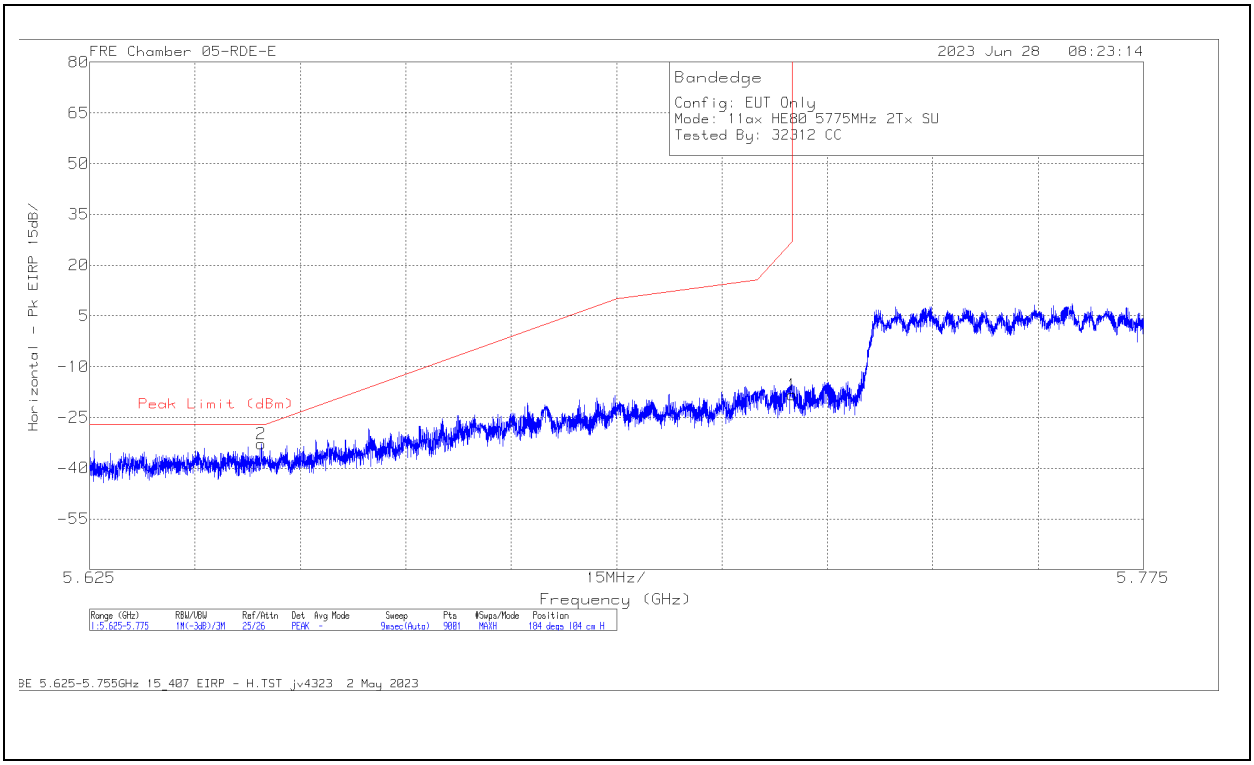

Marker	Frequency (GHz)	Meter Reading (dBm)	Det	226671 ACF (dB) 3mH	Conversion Factor (dB)	DCCF (dB)	Gain/Loss (dB)	Corrected Reading EIRP	Peak Limit (dBm)	PK Margin (dB)	Azimuth (Degs)	Height (cm)	Polarity
2	5.649417	-41.25	Pk	34.6	11.8	0	-38	-32.85	-27	-5.85	184	104	H
1	5.725	-27.04	Pk	34.7	11.8	0	-37.78	-18.32	27	-45.32	184	104	H

Pk - Peak detector

UL VERIFICATION SERVICES
47173 Benicia Street, Fremont, CA 94538; USA TEL:(510) 319-4000 FAX:(510) 661-0888
This report shall not be reproduced except in full, without the written approval of UL VERIFICATION SERVICES

VERTICAL RESULT

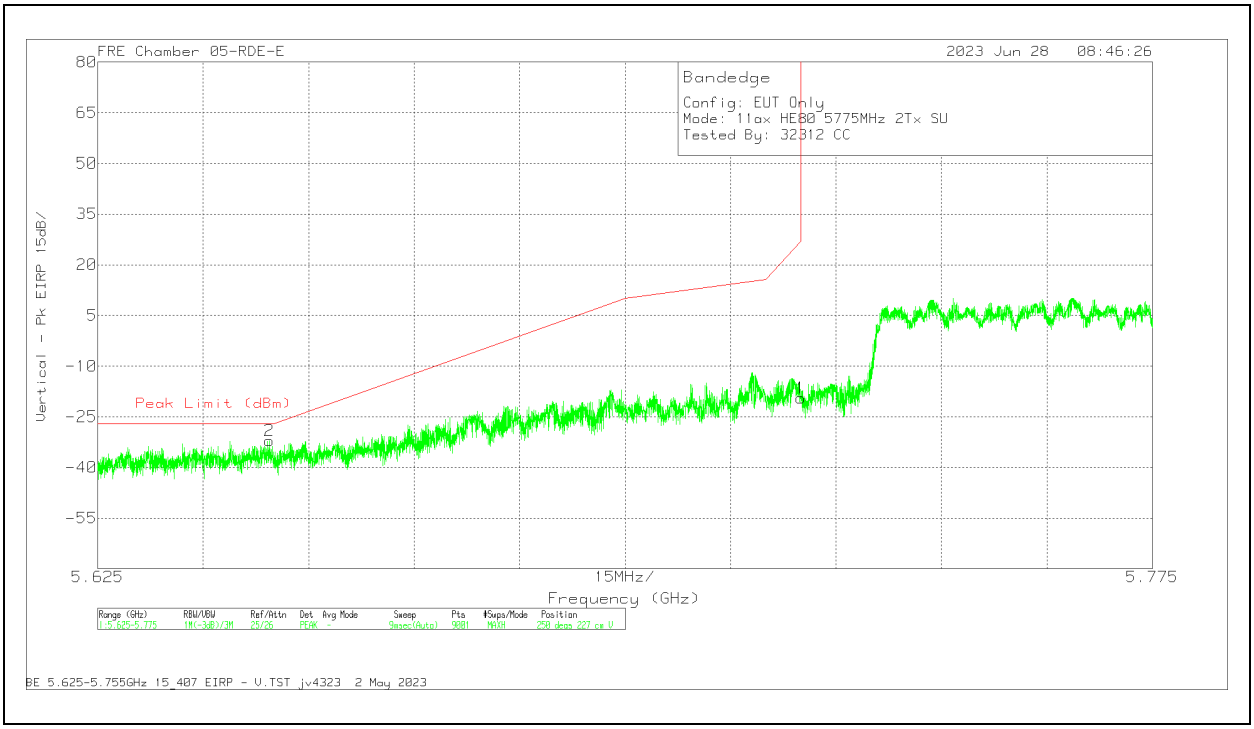

Marker	Frequency (GHz)	Meter Reading (dBm)	Det	226671 ACF (dB) 3mH	Conversion Factor (dB)	DCCF (dB)	Gain/Loss (dB)	Corrected Reading EIRP	Peak Limit (dBm)	PK Margin (dB)	Azimuth (Degs)	Height (cm)	Polarity
2	5.649384	-40.41	Pk	34.6	11.8	0	-38	-32.01	-27	-5.01	250	227	V
1	5.725	-28.16	Pk	34.7	11.8	0	-37.78	-19.44	27	-46.44	250	227	V

Pk - Peak detector

UL VERIFICATION SERVICES
47173 Benicia Street, Fremont, CA 94538; USA TEL:(510) 319-4000 FAX:(510) 661-0888

This report shall not be reproduced except in full, without the written approval of UL VERIFICATION SERVICES

BANDEDGE (CHANNEL 155 HIGH EDGE)

HORIZONTAL RESULT

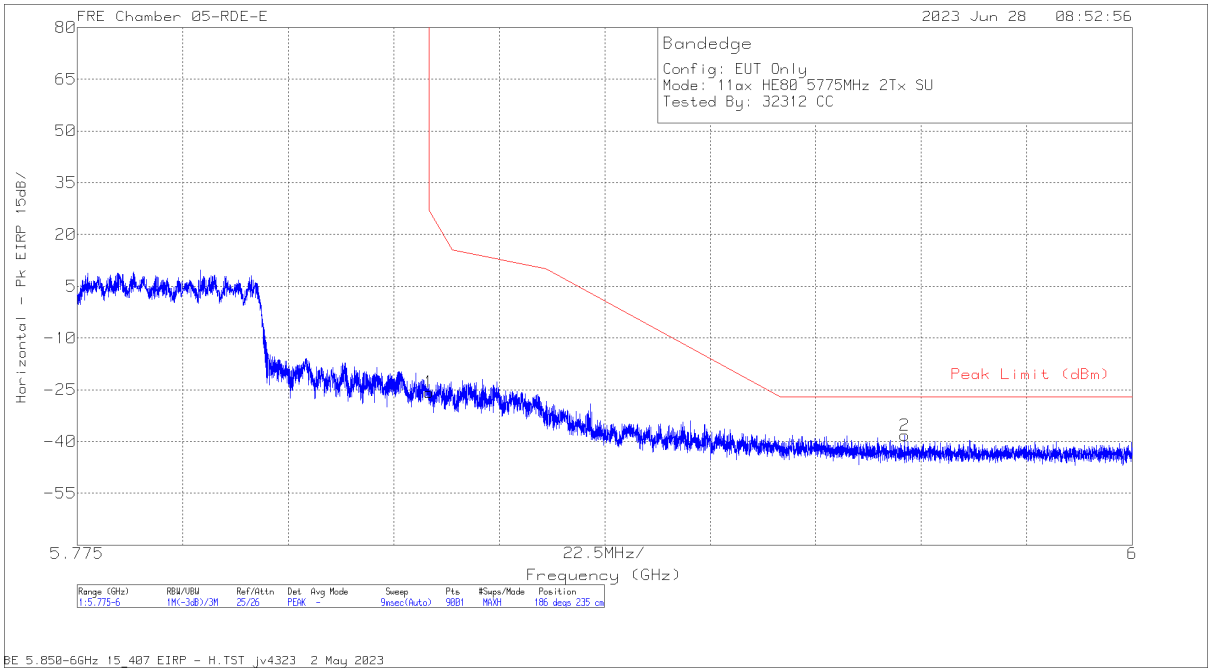

Marker	Frequency (GHz)	Meter Reading (dBm)	Det	226671 ACF (dB) 3mH	Conversion Factor (dB)	DCCF (dB)	Gain/Loss (dB)	Corrected Reading EIRP	Peak Limit (dBm)	PK Margin (dB)	Azimuth (Degs)	Height (cm)	Polarity
1	5.85	-35.08	Pk	34.9	11.8	0	-37.35	-25.73	27	-52.73	186	235	H
2	5.951475	-48.01	Pk	35.1	11.8	0	-37.1	-38.21	-27	-11.21	186	235	H

Pk - Peak detector

UL VERIFICATION SERVICES
47173 Benicia Street, Fremont, CA 94538; USA TEL:(510) 319-4000 FAX:(510) 661-0888

This report shall not be reproduced except in full, without the written approval of UL VERIFICATION SERVICES

VERTICAL RESULT

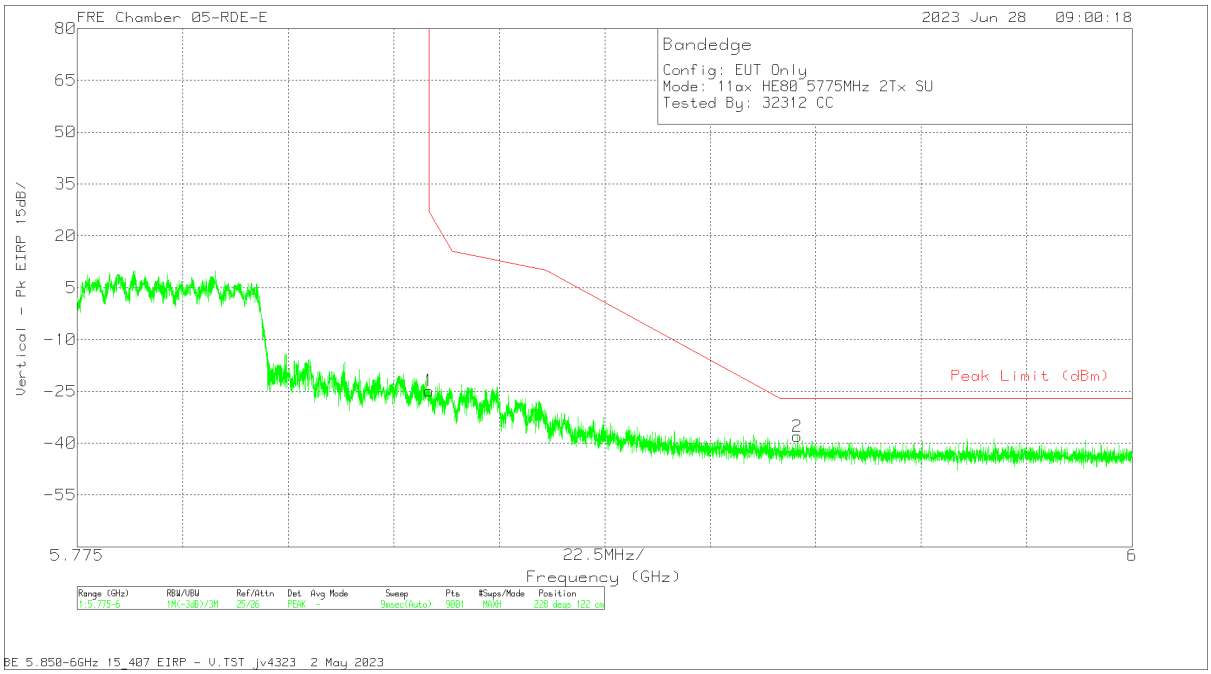

Marker	Frequency (GHz)	Meter Reading (dBm)	Det	226671 ACF (dB) 3mH	Conversion Factor (dB)	DCCF (dB)	Gain/Loss (dB)	Corrected Reading EIRP	Peak Limit (dBm)	PK Margin (dB)	Azimuth (Degs)	Height (cm)	Polarity
1	5.85	-34.19	Pk	34.9	11.8	0	-37.35	-24.84	27	-51.84	228	122	V
2	5.92855	-47.87	Pk	35.1	11.8	0	-37.05	-38.02	-27	-11.02	228	122	V

Pk - Peak detector

UL VERIFICATION SERVICES
47173 Benicia Street, Fremont, CA 94538; USA TEL:(510) 319-4000 FAX:(510) 661-0888

This report shall not be reproduced except in full, without the written approval of UL VERIFICATION SERVICES

1.1.70 5.8GHz Band HARMONICS AND SPURIOUS EMISSIONS, 2TX HE80 SU MODE

MID CHANNEL RESULTS

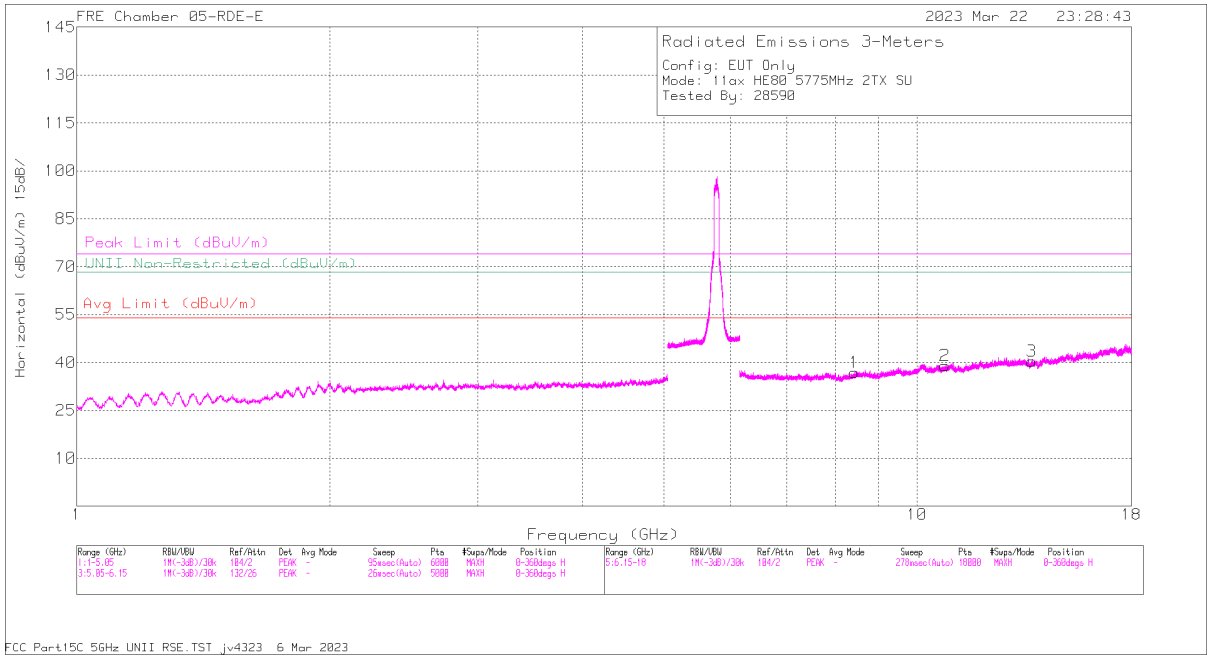

HORIZONTAL

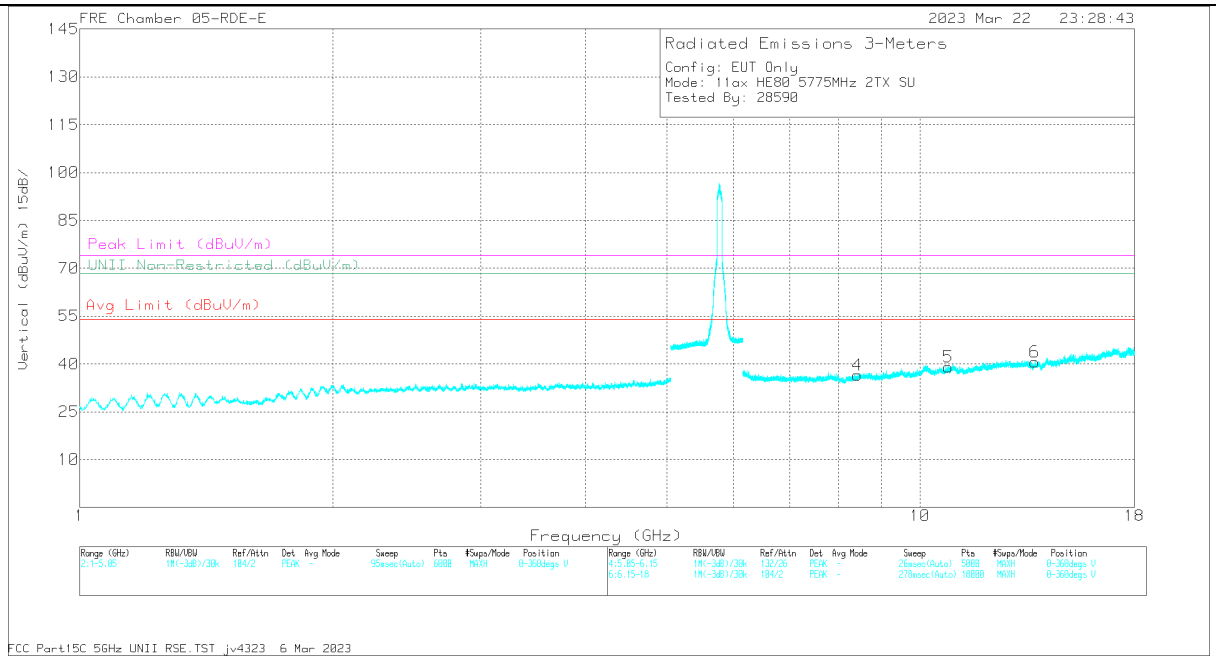

VERTICAL

UL VERIFICATION SERVICES
47173 Benicia Street, Fremont, CA 94538; USA TEL:(510) 319-4000 FAX:(510) 661-0888

This report shall not be reproduced except in full, without the written approval of UL VERIFICATION SERVICES

RADIATED EMISSIONS

Marker	Frequency (GHz)	Meter Reading (dBuV)	Det	226671 ACF (dB) 3mH	DCCF (dB)	Gain/Loss (dB)	Corrected Reading (dBuV/m)	Avg Limit (dBuV/m)	Margin (dB)	Peak Limit (dBuV/m)	PK Margin (dB)	UNII Non-Restricted (dBuV/m)	PK Margin (dB)	Azimuth (Degs)	Height (cm)	Polarity
1	* 8.424063	55.19	PK-U	35.8	0	-45.08	45.91	-	-	74	-28.09	-	-	2	101	H
	* 8.424562	43.71	ADR	35.8	.24	-45.08	34.67	54	-19.33	-	-	-	-	2	101	H
2	* 10.796694	55.81	PK-U	37.8	0	-44.94	48.67	-	-	74	-25.33	-	-	2	101	H
	* 10.796203	44.19	ADR	37.8	.24	-44.92	37.31	54	-16.69	-	-	-	-	2	101	H
4	* 8.418779	55.73	PK-U	35.8	0	-45.01	46.52	-	-	74	-27.48	-	-	2	101	V
	* 8.419029	43.84	ADR	35.8	.24	-45.01	34.87	54	-19.13	-	-	-	-	2	101	V
5	* 10.799064	56.15	PK-U	37.8	0	-44.96	48.99	-	-	74	-25.01	-	-	2	200	V
	* 10.799968	44.38	ADR	37.8	.24	-44.96	37.46	54	-16.54	-	-	-	-	2	200	V
3	13.689838	55.47	PK-U	38.6	0	-44.11	49.96	-	-	-	-	68.2	-18.24	2	200	H
6	13.694731	55.35	PK-U	38.6	0	-43.91	50.04	-	-	-	-	68.2	-18.16	2	101	V

* - indicates frequency in CFR47 Pt 15 / IC RSS-Restricted Band
PK-U - U-NII: Maximum Peak
ADR - U-NII AD primary method, RMS average

UL VERIFICATION SERVICES
47173 Benicia Street, Fremont, CA 94538; USA TEL:(510) 319-4000 FAX:(510) 661-0888
This report shall not be reproduced except in full, without the written approval of UL VERIFICATION SERVICES

1.2 WORST CASE BELOW 1 GHz

SPURIOUS EMISSIONS 30 TO 1000 MHz (WORST-CASE CONFIGURATION)

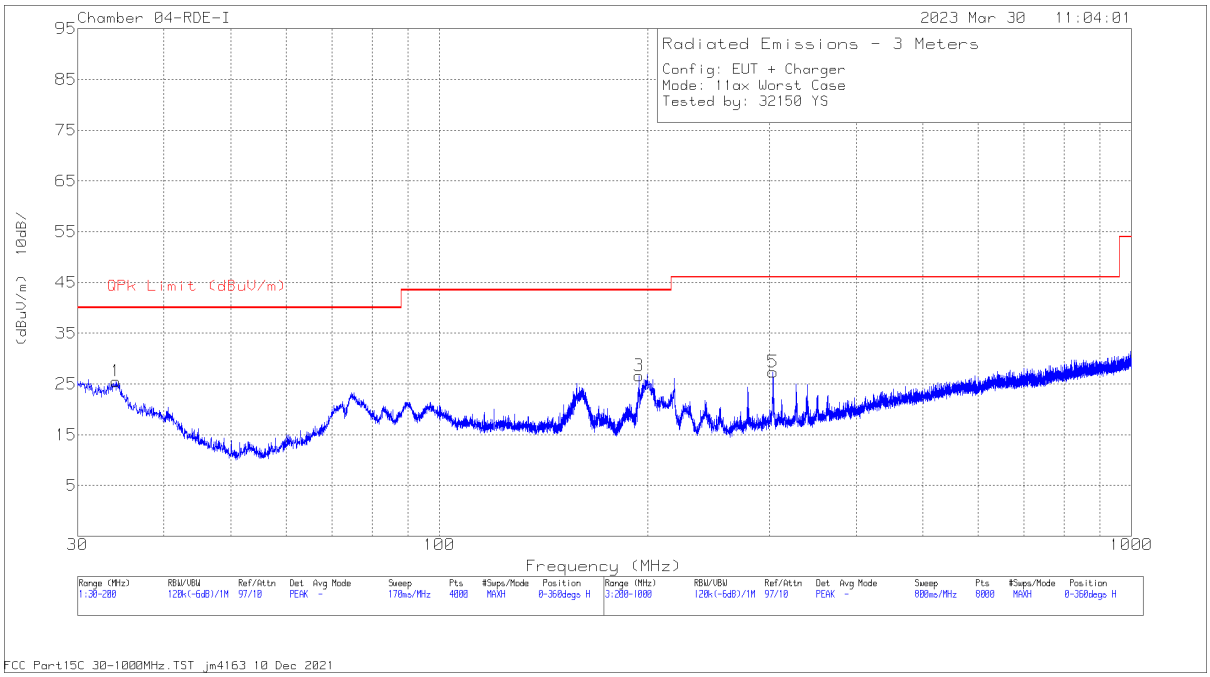

HORIZONTAL

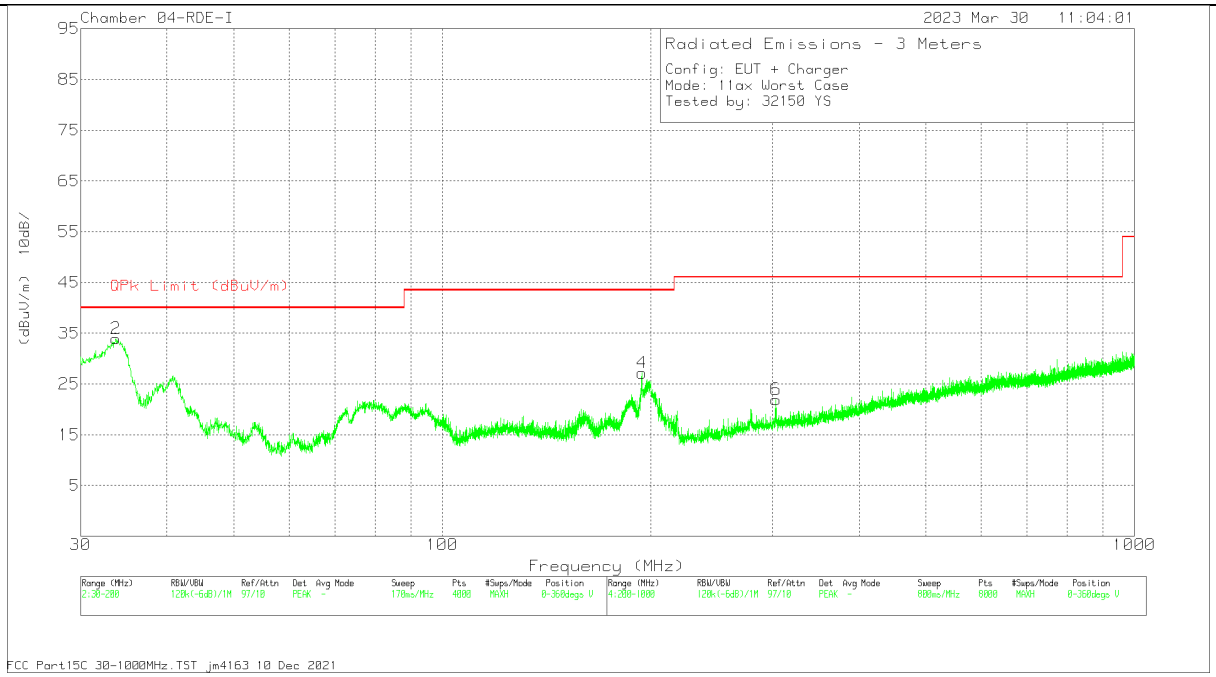

VERTICAL

UL VERIFICATION SERVICES
47173 Benicia Street, Fremont, CA 94538; USA TEL:(510) 319-4000 FAX:(510) 661-0888

This report shall not be reproduced except in full, without the written approval of UL VERIFICATION SERVICES

Below 1GHz Data

Marker	Frequency (MHz)	Meter Reading (dBuV)	Det	80714 ACF (dB) - 10mH	Amp/Cbl (dB)	Corrected Reading (dBuV/m)	QPk Limit (dBuV/m)	Margin (dB)	Azimuth (Degs)	Height (cm)	Polarity
1	34.0811	31.84	Pk	24.8	-31.1	25.54	40	-14.46	0-360	299	H
3	194.348	38.73	Pk	17.9	-30	26.63	43.52	-16.89	0-360	101	H
2	33.741	39.91	Pk	25.1	-31.1	33.91	40	-6.09	0-360	101	V
	33.6087	36.5	Qp	25.2	-31.1	30.6	40	-9.4	313	107	V
4	194.22	39.29	Pk	17.9	-30	27.19	43.52	-16.33	0-360	101	V
5	303.513	37.77	Pk	19.2	-29.6	27.37	46.02	-18.65	0-360	101	H
6	303.513	32.32	Pk	19.2	-29.6	21.92	46.02	-24.1	0-360	101	V

Pk - Peak detector

Qp - Quasi-Peak detector

UL VERIFICATION SERVICES
47173 Benicia Street, Fremont, CA 94538; USA TEL:(510) 319-4000 FAX:(510) 661-0888

This report shall not be reproduced except in full, without the written approval of UL VERIFICATION SERVICES

1.3 WORST CASE 18-26 GHz

SPURIOUS EMISSIONS 18-26 GHz (WORST-CASE CONFIGURATION)

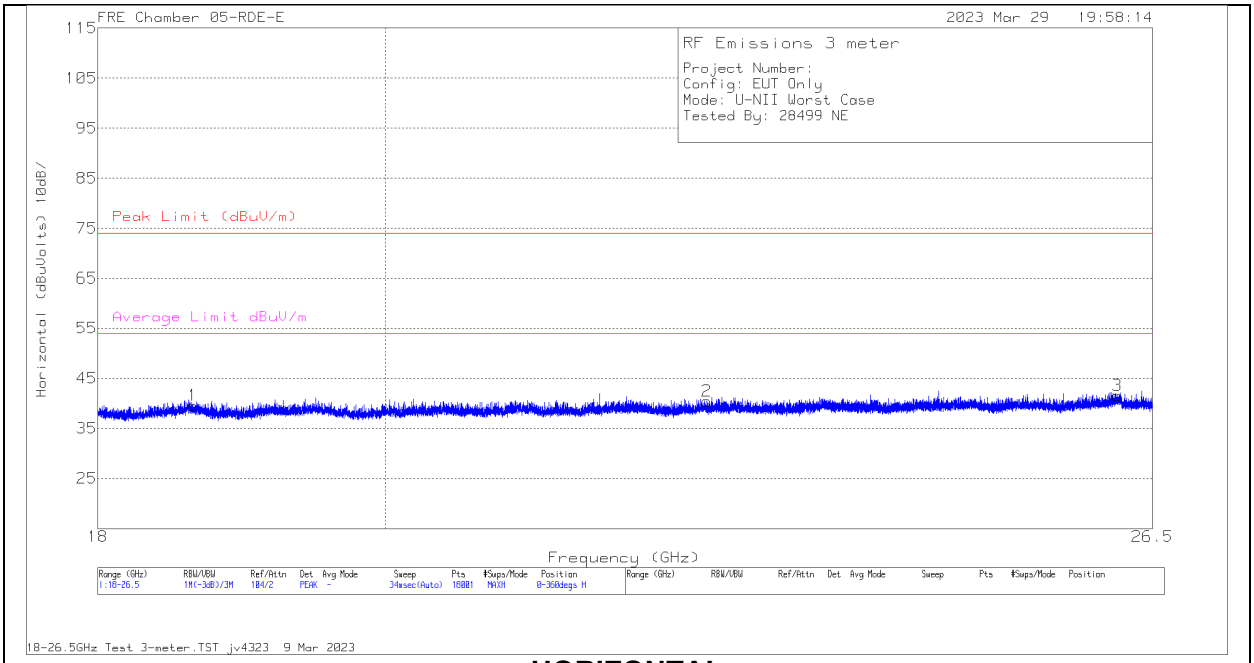

HORIZONTAL

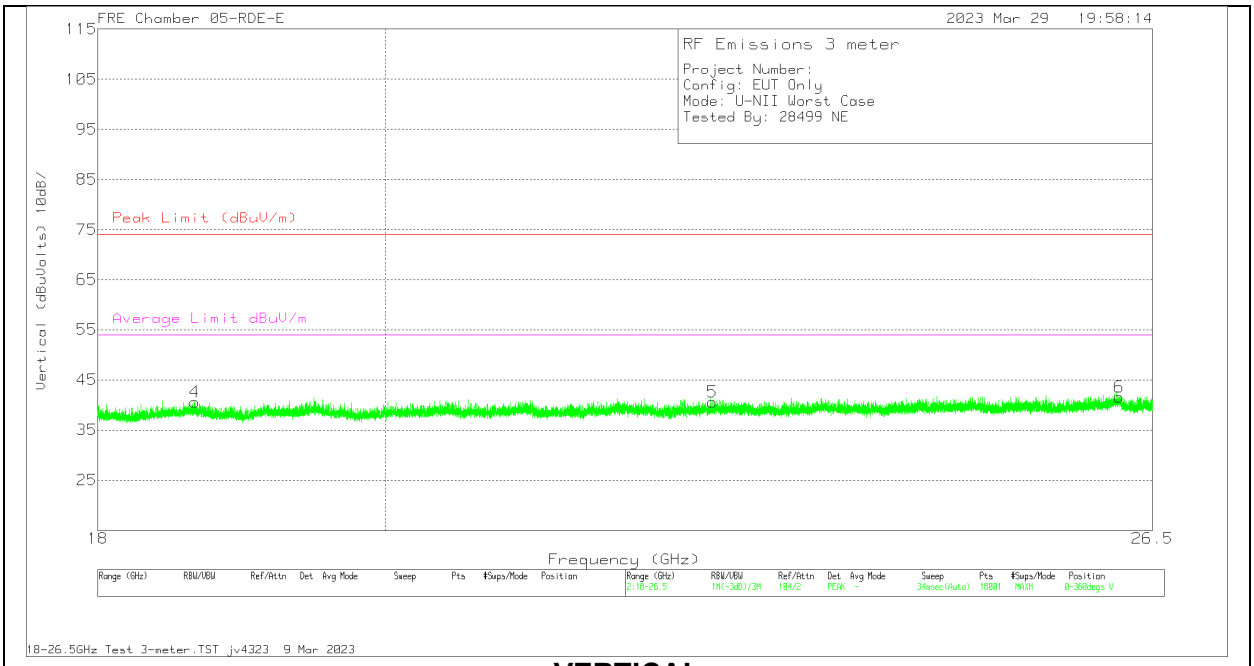

VERTICAL

UL VERIFICATION SERVICES
47173 Benicia Street, Fremont, CA 94538; USA TEL:(510) 319-4000 FAX:(510) 661-0888

This report shall not be reproduced except in full, without the written approval of UL VERIFICATION SERVICES

18 – 26GHz Data

Marker	Frequency (GHz)	Meter Reading (dBuV)	Det	Horn ACF (dB/m)	amp/cbl (dB)	CBL/SWITCH	Corrected Reading (dBuVolts)	Peak Limit (dBuV/m)	PK Margin (dB)	Average Limit dBuV/m	Margin (dB)	Azimuth (Degs)	Height (cm)	Polarity
1	18.641277	56.69	Pk	32.2	-62.4	13.1	39.59	74	-34.41	54	-14.41	0-360	101	H
4	18.654027	57.69	Pk	32.2	-62.4	13.1	40.59	74	-33.41	54	-13.41	0-360	199	V
2	22.505942	55.1	Pk	33.1	-62	14.3	40.5	74	-33.5	54	-13.5	0-360	101	H
5	22.550331	55.05	Pk	33.1	-61.9	14.4	40.65	74	-33.35	54	-13.35	0-360	199	V
3	26.161885	53.41	Pk	33.8	-61.2	15.6	41.61	74	-32.39	54	-12.39	0-360	101	H
6	26.178885	53.52	Pk	33.8	-61.3	15.6	41.62	74	-32.38	54	-12.38	0-360	101	V

Pk - Peak detector

UL VERIFICATION SERVICES
47173 Benicia Street, Fremont, CA 94538; USA TEL:(510) 319-4000 FAX:(510) 661-0888

This report shall not be reproduced except in full, without the written approval of UL VERIFICATION SERVICES

1.4 WORST CASE 26-40 GHz

SPURIOUS EMISSIONS 26-40 GHz (WORST-CASE CONFIGURATION)

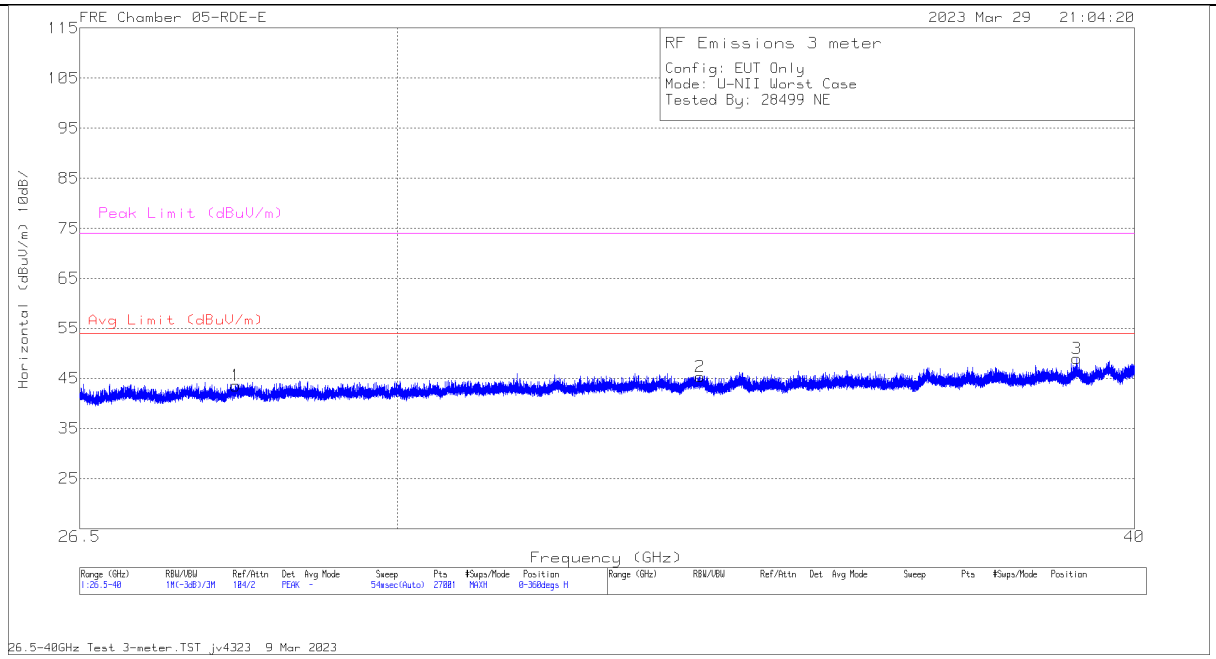

HORIZONTAL

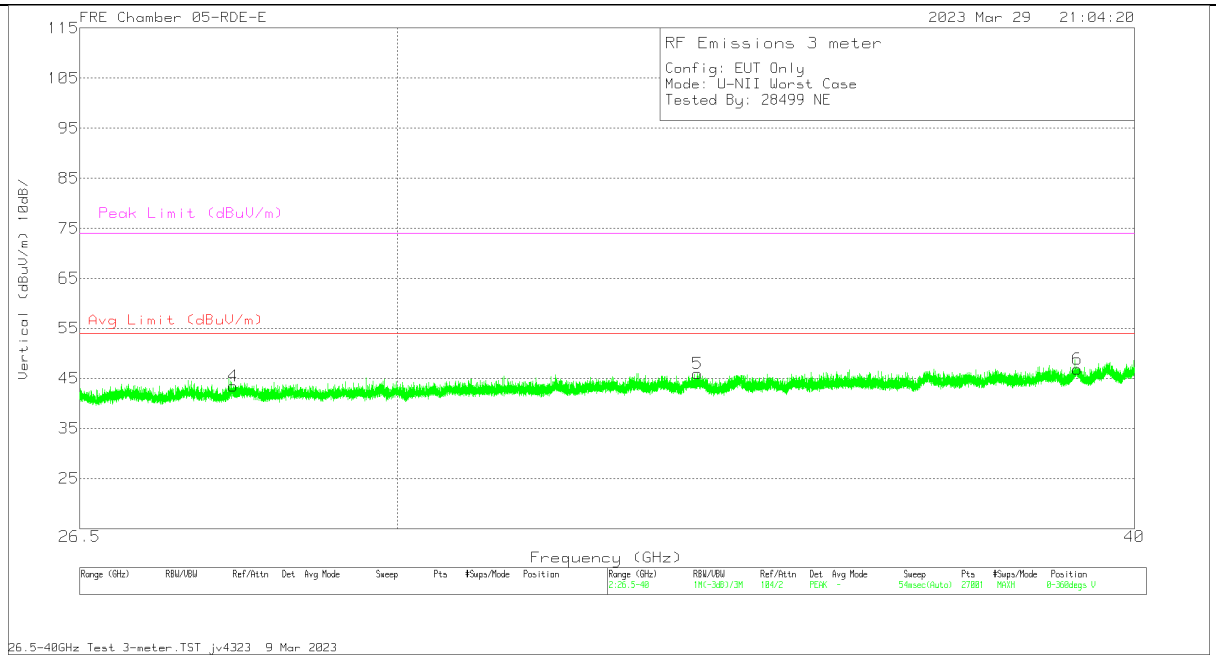

VERTICAL

UL VERIFICATION SERVICES
47173 Benicia Street, Fremont, CA 94538; USA TEL:(510) 319-4000 FAX:(510) 661-0888

This report shall not be reproduced except in full, without the written approval of UL VERIFICATION SERVICES

26 – 40GHz Data

Marker	Frequency (GHz)	Meter Reading (dBuV)	Det	Horn ACF (dB/m)	amp/cbl (dB)	CBL/SWITCH	Corrected Reading (dBuV/m)	Peak Limit (dBuV/m)	PK Margin (dB)	Average Limit (dBuV/m)	Avg Margin (dB)	Azimuth (Degs)	Height (cm)	Polarity
4	28.137	56.57	Pk	36.2	-65.6	16.3	43.47	74	-30.53	54	-10.53	0-360	200	V
1	28.1635	56.54	Pk	36.2	-65.5	16.3	43.54	74	-30.46	54	-10.46	0-360	199	H
5	33.7275	56.13	Pk	37.2	-65.2	17.9	46.03	74	-27.97	54	-7.97	0-360	101	V
2	33.76	55.56	Pk	37.2	-65.3	17.9	45.36	74	-28.64	54	-8.64	0-360	199	H
3	39.112	55.25	Pk	38.2	-64.1	19.6	48.95	74	-25.05	54	-5.05	0-360	199	H
6	39.117	53.15	Pk	38.2	-64.2	19.7	46.85	74	-27.15	54	-7.15	0-360	200	V

Pk - Peak detector

UL VERIFICATION SERVICES
47173 Benicia Street, Fremont, CA 94538; USA TEL:(510) 319-4000 FAX:(510) 661-0888

This report shall not be reproduced except in full, without the written approval of UL VERIFICATION SERVICES

2 AC POWERLINE CONDUCTED EMISSIONS

LIMITS

FCC §15.207 (a)

RSS-Gen 8.8

Frequency of Emission (MHz)	Conducted Limit (dBµV)	
	Quasi-peak	Average
0.15-0.5	66 to 56 *	56 to 46 *
0.5-5	56	46
5-30	60	50

*Decreases with the logarithm of the frequency.

TEST PROCEDURE

The EUT is placed on a non-conducting table 40 cm from the vertical ground plane and 80 cm above the horizontal ground plane. The EUT is configured in accordance with ANSI C63.10.

The receiver is set to a resolution bandwidth of 9 kHz. Peak detection is used unless otherwise noted as quasi-peak or average.

Line conducted data is recorded for both NEUTRAL and HOT lines.

RESULTS

UL VERIFICATION SERVICES
47173 Benicia Street, Fremont, CA 94538; USA TEL:(510) 319-4000 FAX:(510) 661-0888
This report shall not be reproduced except in full, without the written approval of UL VERIFICATION SERVICES

2.1 AC POWER LINE WITH LAPTOP

LINE 1 RESULTS

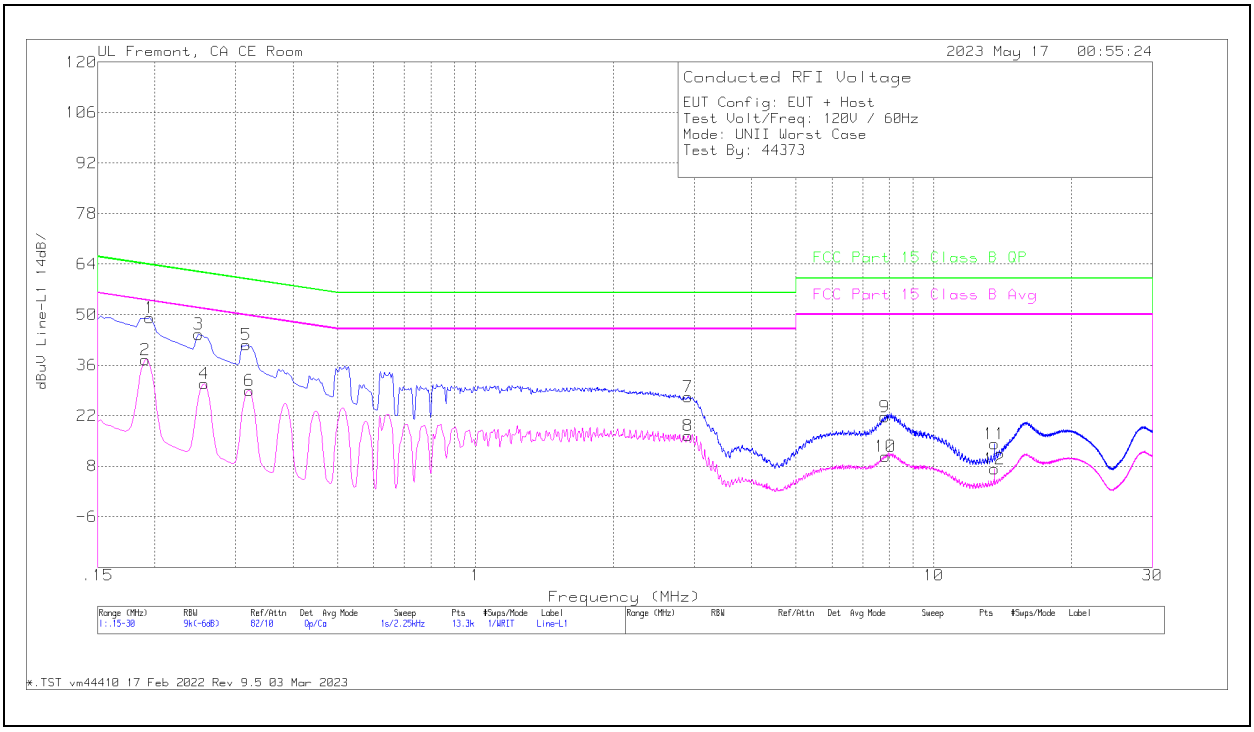

Trace Markers

Range 1: Line-L1 .15 - 30MHz											
Marker	Frequency (MHz)	Meter Reading (dBuV)	Det	L1_LISN.csv dB	C1&C3 cable path loss dB	207996 Limiter with short cabl dB	Corrected Reading dBuV	FCC Part 15 Class B QP dBuV	QP Margin (dB)	FCC Part 15 Class B Avg dBuV	Av(CISPR)Margin (dB)
2	.1905	28.1	Ca	0	0	9.4	37.5	-	-	54.01	-16.51
4	.2558	21.54	Ca	0	0	9.3	30.84	-	-	51.57	-20.73
6	.321	19.68	Ca	0	0	9.3	28.98	-	-	49.68	-20.7
8	2.913	7.11	Ca	0	.1	9.3	16.51	-	-	46	-29.49
10	7.8428	1.17	Ca	0	.2	9.3	10.67	-	-	50	-39.33
12	13.56	-2.37	Ca	.1	.2	9.3	7.23	-	-	50	-42.77
1	.195	39.65	Qp	0	0	9.4	49.05	63.82	-14.77	-	-
3	.249	35.23	Qp	0	0	9.3	44.53	61.79	-17.26	-	-
5	.3165	32.41	Qp	0	0	9.3	41.71	59.8	-18.09	-	-
7	2.9141	17.81	Qp	0	.1	9.3	27.21	56	-28.79	-	-
9	7.8113	12.16	Qp	0	.2	9.3	21.66	60	-38.34	-	-
11	13.56	4.6	Qp	.1	.2	9.3	14.2	60	-45.8	-	-

Qp - Quasi-Peak detector
Ca - CISPR average detection

UL VERIFICATION SERVICES
47173 Benicia Street, Fremont, CA 94538; USA TEL:(510) 319-4000 FAX:(510) 661-0888
This report shall not be reproduced except in full, without the written approval of UL VERIFICATION SERVICES

LINE 2 RESULTS

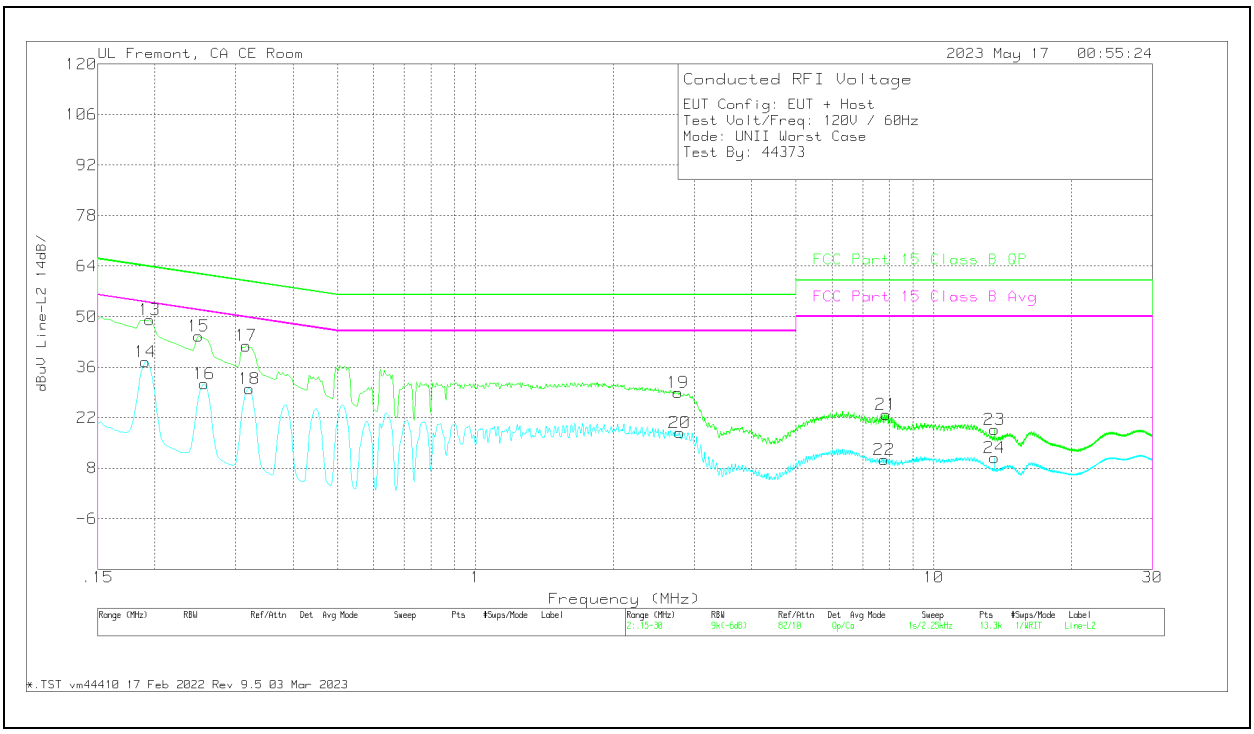

Range 2: Line-L2 .15 - 30MHz											
Marker	Frequency (MHz)	Meter Reading (dBuV)	Det	L2_LISN dB	C2&C3 cable path loss dB	207996 Limiter with short cabl dB	Corrected Reading dBuV	FCC Part 15 Class B QP dBuV	QP Margin (dB)	FCC Part 15 Class B Avg dBuV	Av(CISPR)M argin (dB)
14	.1905	28.1	Ca	0	0	9.4	37.5	-	-	54.01	-16.51
16	.2558	22.08	Ca	0	0	9.3	31.38	-	-	51.57	-20.19
18	.321	20.72	Ca	0	0	9.3	30.02	-	-	49.68	-19.66
20	2.7893	8.5	Ca	0	.1	9.3	17.9	-	-	46	-28.1
22	7.7921	.95	Ca	0	.1	9.3	10.35	-	-	50	-39.65
24	13.56	1.21	Ca	.1	.2	9.3	10.81	-	-	50	-39.19
13	.195	39.71	Qp	0	0	9.4	49.11	63.82	-14.71	-	-
15	.249	35.29	Qp	0	0	9.3	44.59	61.79	-17.2	-	-
17	.3165	32.62	Qp	0	0	9.3	41.92	59.8	-17.88	-	-
19	2.7679	19.52	Qp	0	.1	9.3	28.92	56	-27.08	-	-
21	7.8743	13.43	Qp	0	.1	9.3	22.83	60	-37.17	-	-
23	13.56	9.09	Qp	.1	.2	9.3	18.69	60	-41.31	-	-

UL VERIFICATION SERVICES
47173 Benicia Street, Fremont, CA 94538; USA TEL:(510) 319-4000 FAX:(510) 661-0888
This report shall not be reproduced except in full, without the written approval of UL VERIFICATION SERVICES

2.2 AC POWER LINE WITH AC/DC ADAPTER

LINE 1 RESULTS

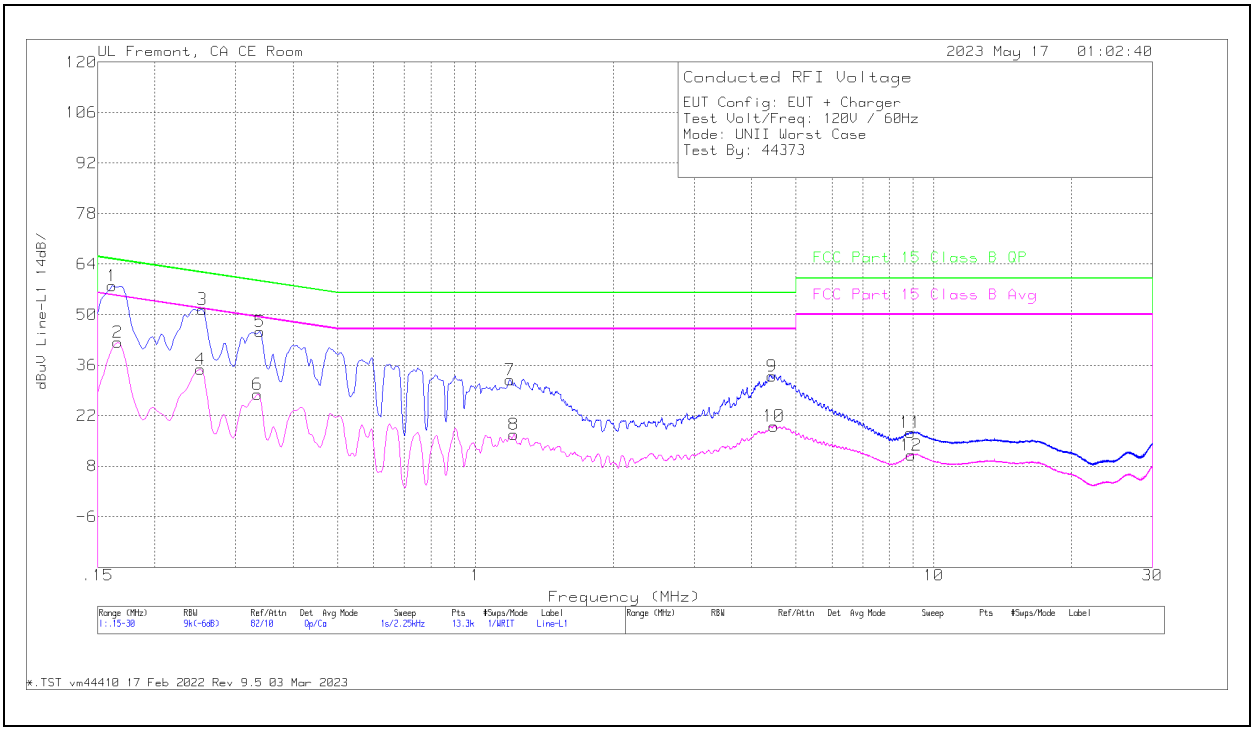

Range 1: Line-L1 .15 - 30MHz											
Marker	Frequency (MHz)	Meter Reading (dBuV)	Det	L1_LISN.csv dB	C1&C3 cable path loss dB	207996 Limiter with short cabl dB	Corrected Reading dBuV	FCC Part 15 Class B QP dBuV	QP Margin (dB)	FCC Part 15 Class B Avg dBuV	Av(CISPR)Margin (dB)
2	.1658	32.88	Ca	0	0	9.4	42.28	-	-	55.17	-12.89
4	.2513	25.56	Ca	0	0	9.3	34.86	-	-	51.72	-16.86
6	.3345	18.7	Ca	0	0	9.3	28	-	-	49.34	-21.34
8	1.2143	7.39	Ca	0	.1	9.3	16.79	-	-	46	-29.21
10	4.4745	9.74	Ca	0	.1	9.3	19.14	-	-	46	-26.86
12	8.9205	1.54	Ca	0	.2	9.3	11.04	-	-	50	-38.96
1	.1613	48.59	Qp	0	0	9.4	57.99	65.4	-7.41	-	-
3	.2535	42.17	Qp	0	0	9.3	51.47	61.64	-10.17	-	-
5	.339	36	Qp	0	0	9.3	45.3	59.23	-13.93	-	-
7	1.1918	22.56	Qp	0	.1	9.3	31.96	56	-24.04	-	-
9	4.4318	23.63	Qp	0	.1	9.3	33.03	56	-22.97	-	-
11	8.898	7.77	Qp	0	.2	9.3	17.27	60	-42.73	-	-

Qp - Quasi-Peak detector
Ca - CISPR average detection

UL VERIFICATION SERVICES
47173 Benicia Street, Fremont, CA 94538; USA TEL:(510) 319-4000 FAX:(510) 661-0888
This report shall not be reproduced except in full, without the written approval of UL VERIFICATION SERVICES

LINE 2 RESULTS

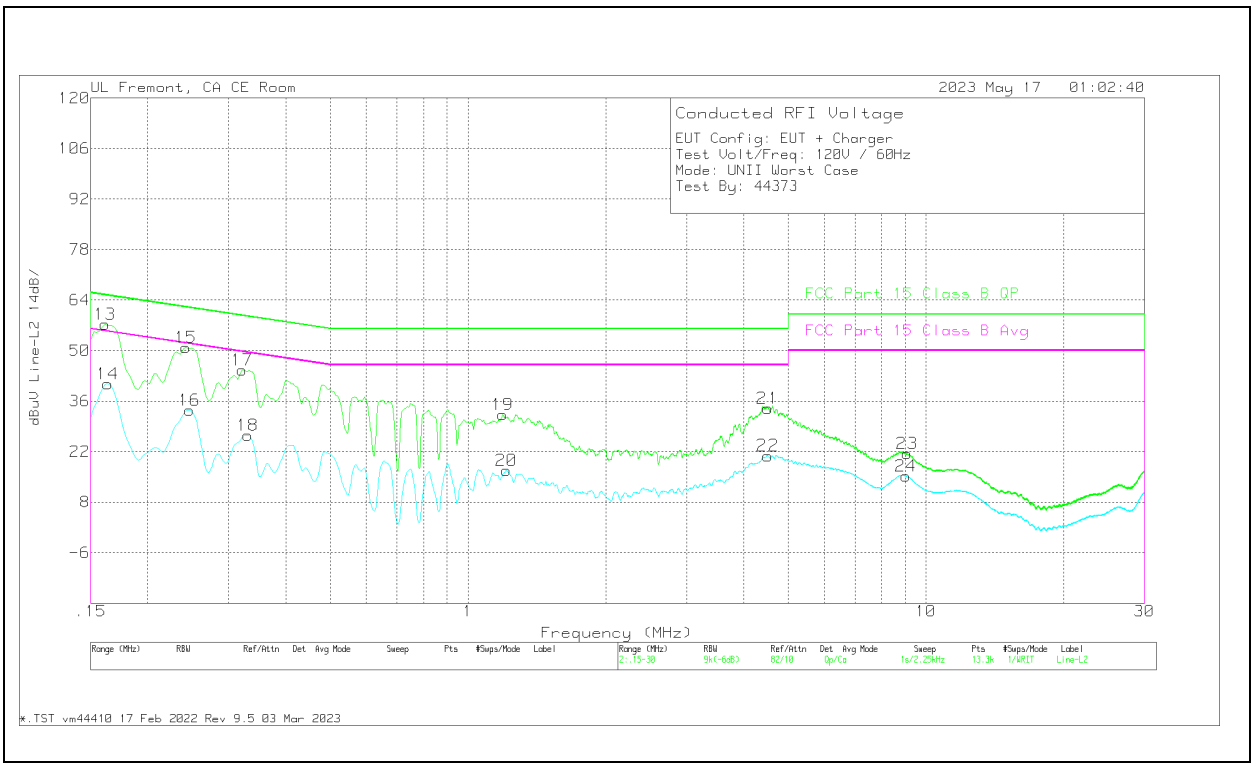

Range 2: Line-L2 .15 - 30MHz											
Marker	Frequency (MHz)	Meter Reading (dBuV)	Det	L2_LISN dB	C2&C3 cable path loss dB	207996 Limiter with short cabl dB	Corrected Reading dBuV	FCC Part 15 Class B QP dBuV	QP Margin (dB)	FCC Part 15 Class B Avg dBuV	Av(CISPR)Margin (dB)
14	.1635	31.43	Ca	0	0	9.4	40.83	-	-	55.28	-14.45
16	.2468	24.24	Ca	0	0	9.3	33.54	-	-	51.87	-18.33
18	.33	17.31	Ca	0	0	9.3	26.61	-	-	49.45	-22.84
20	1.212	7.42	Ca	0	.1	9.3	16.82	-	-	46	-29.18
22	4.515	11.48	Ca	0	.1	9.3	20.88	-	-	46	-25.12
24	9.0465	5.73	Ca	0	.2	9.3	15.23	-	-	50	-34.77
13	.1613	47.97	Qp	0	0	9.4	57.37	65.4	-8.03	-	-
15	.2423	41.61	Qp	0	0	9.3	50.91	62.02	-11.11	-	-
17	.321	35.35	Qp	0	0	9.3	44.65	59.68	-15.03	-	-
19	1.1918	22.87	Qp	0	.1	9.3	32.27	56	-23.73	-	-
21	4.515	24.68	Qp	0	.1	9.3	34.08	56	-21.92	-	-
23	9.0915	12.02	Qp	0	.2	9.3	21.52	60	-38.48	-	-

Qp - Quasi-Peak detector
Ca - CISPR average detection

UL VERIFICATION SERVICES
47173 Benicia Street, Fremont, CA 94538; USA TEL:(510) 319-4000 FAX:(510) 661-0888
This report shall not be reproduced except in full, without the written approval of UL VERIFICATION SERVICES

3 SETUP PHOTOS:

Please refer to 14522771-EP1V1 for setup report

END OF TEST REPORT

UL VERIFICATION SERVICES
47173 Benicia Street, Fremont, CA 94538; USA TEL:(510) 319-4000 FAX:(510) 661-0888
This report shall not be reproduced except in full, without the written approval of UL VERIFICATION SERVICES