9.4.1. 802.11n HT20 MODE IN THE 5.2 GHz BAND

1TX Antenna 6 MODE (FCC) MOBILE

Test Engineer:	26118
Test Date:	06/10/2023

Antenna Gain and Limits

Channel	Frequency (MHz)	Directional Gain (dBi)	Power Limit (dBm)	PSD Limit (dBm/ 1MHz)
Low	5180	-3.20	24.00	11.00
Mid	5200	-3.20	24.00	11.00
High	5240	-3.20	24.00	11.00

Duty Cycle CF (dB)	0.00	**Included in Calculations of Corr'd PSD**

Output Power Results

Channel	Frequency (MHz)	Antenna 6 Meas Power (dBm)	Total Corr'd Power (dBm)	Power Limit (dBm)	Power Margin (dB)
Low	5180	18.93	18.93	24.00	-5.07
Mid	5200	19.45	19.45	24.00	-4.55
High	5240	19.48	19.48	24.00	-4.52

PSD Results

Channel	Frequency (MHz)	Antenna 6 Meas PSD (dBm/1MHz)	Total Corr'd PSD (dBm/1MHz)	PSD Limit (dBm/ 1MHz)	PSD Margin (dB)
Low	5180	9.190	9.190	11.00	-1.810
Mid	5200	9.883	9.883	11.00	-1.117
High	5240	9.936	9.936	11.00	-1.064

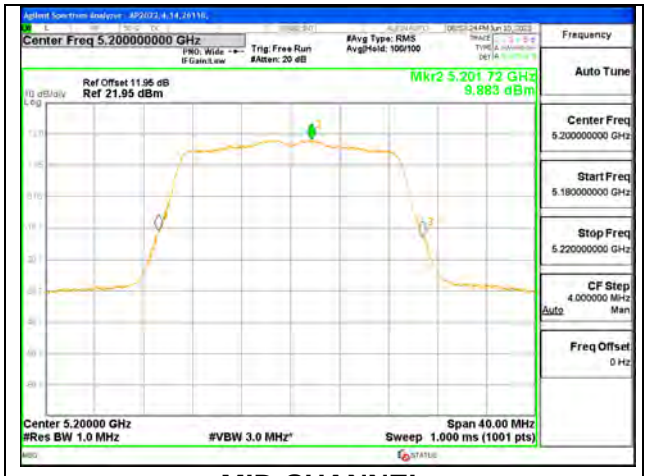

MID CHANNEL

UL VERIFICATION SERVICES INC.
47173 Benicia Street, Fremont, CA 94538; USA TEL:(510) 319-4000 FAX:(510) 661-0888

This report shall not be reproduced except in full, without the written approval of UL Verification Services Inc.

1TX Antenna 5 MODE (FCC) MOBILE

Test Engineer:	28641
Test Date:	2/27/2023

Antenna Gain and Limits

Channel	Frequency (MHz)	Directional Gain (dBi)	Power Limit (dBm)	PSD Limit (dBm/ 1MHz)
Low	5180	-4.50	24.00	11.00
Mid	5200	-4.50	24.00	11.00
High	5240	-4.50	24.00	11.00

Duty Cycle CF (dB)	0.00	**Included in Calculations of Corr'd PSD**

Output Power Results

Channel	Frequency (MHz)	Antenna 5 Meas Power (dBm)	Total Corr'd Power (dBm)	Power Limit (dBm)	Power Margin (dB)
Low	5180	18.97	18.97	24.00	-5.03
Mid	5200	19.38	19.38	24.00	-4.62
High	5240	19.43	19.43	24.00	-4.57

PSD Results

Channel	Frequency (MHz)	Antenna 5 Meas PSD (dBm/1MHz)	Total Corr'd PSD (dBm/1MHz)	PSD Limit (dBm/ 1MHz)	PSD Margin (dB)
Low	5180	8.945	8.945	11.00	-2.055
Mid	5200	9.637	9.637	11.00	-1.363
High	5240	9.692	9.692	11.00	-1.308

MID CHANNEL

UL VERIFICATION SERVICES INC.
47173 Benicia Street, Fremont, CA 94538; USA TEL:(510) 319-4000 FAX:(510) 661-0888

This report shall not be reproduced except in full, without the written approval of UL Verification Services Inc.

2TX Antenna 6 + Antenna 5 CDD MODE (FCC) MOBILE

Test Engineer:	26118
Test Date:	06/10/2023

Antenna Gain and Limits

Channel	Frequency (MHz)	Directional Gain for Power (dBi)	Directional Gain for PSD (dBi)	Power Limit (dBm)	PSD Limit (dBm/ 1MHz)
Low	5180	-3.80	-0.82	24.00	11.00
Mid	5200	-3.80	-0.82	24.00	11.00
High	5240	-3.80	-0.82	24.00	11.00

Duty Cycle CF (dB)	0.00	**Included in Calculations of Corr'd PSD**

Output Power Results

Channel	Frequency (MHz)	Antenna 6 Meas Power (dBm)	Antenna 5 Meas Power (dBm)	Total Corr'd Power (dBm)	Power Limit (dBm)	Power Margin (dB)
Low	5180	16.47	16.39	19.44	24.00	-4.56
Mid	5200	16.41	16.32	19.38	24.00	-4.62
High	5240	16.44	16.49	19.48	24.00	-4.52

PSD Results

Channel	Frequency (MHz)	Antenna 6 Meas PSD (dBm/1MHz)	Antenna 5 Meas PSD (dBm/1MHz)	Total Corr'd PSD (dBm/1MHz)	PSD Limit (dBm/ 1MHz)	PSD Margin (dB)
Low	5180	7.098	6.731	9.929	11.00	-1.071
Mid	5200	6.727	6.596	9.672	11.00	-1.328
High	5240	6.897	6.749	9.834	11.00	-1.166

MID CHANNEL [ANT 6]

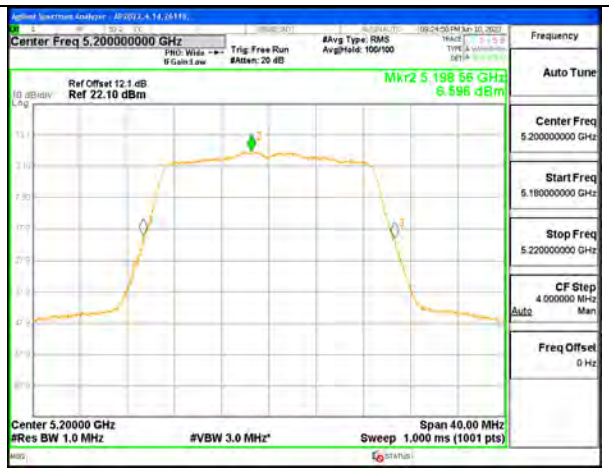

MID CHANNEL [ANT 5]

UL VERIFICATION SERVICES INC.
47173 Benicia Street, Fremont, CA 94538; USA TEL:(510) 319-4000 FAX:(510) 661-0888

This report shall not be reproduced except in full, without the written approval of UL Verification Services Inc.

9.4.2. 802.11n HT40 MODE IN THE 5.2 GHz BAND

1TX Antenna 6 MODE (FCC) MOBILE

Test Engineer:	24971
Test Date:	5/9/23

Antenna Gain and Limits

Channel	Frequency (MHz)	Directional Gain for Power (dBi)	Power Limit (dBm)	PSD Limit (dBm/ 1MHz)
Low	5190	-3.20	24.00	11.00
High	5230	-3.20	24.00	11.00

Duty Cycle CF (dB)	0.00	**Included in Calculations of Corr'd PSD**

Output Power Results

Channel	Frequency (MHz)	Antenna 6 Meas Power (dBm)	Total Corr'd Power (dBm)	Power Limit (dBm)	Power Margin (dB)
Low	5190	16.44	16.44	24.00	-7.56
High	5230	20.33	20.33	24.00	-3.67

PSD Results

Channel	Frequency (MHz)	Antenna 6 Meas PSD (dBm/1MHz)	Total Corr'd PSD (dBm/1MHz)	PSD Limit (dBm/ 1MHz)	PSD Margin (dB)
Low	5190	3.863	3.863	11.00	-7.137
High	5230	7.202	7.202	11.00	-3.798

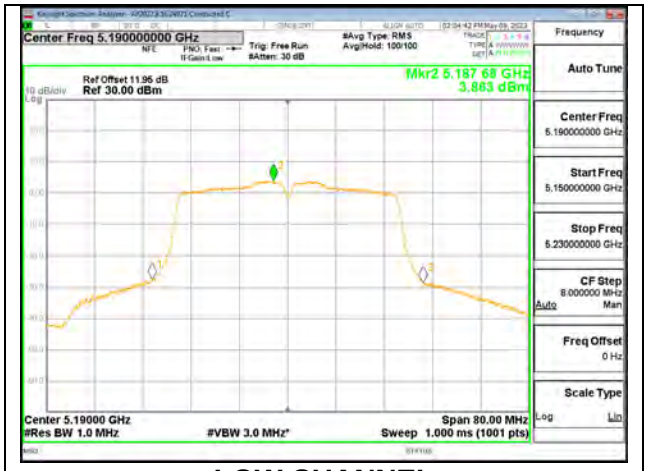

LOW CHANNEL

UL VERIFICATION SERVICES INC.
47173 Benicia Street, Fremont, CA 94538; USA TEL:(510) 319-4000 FAX:(510) 661-0888

This report shall not be reproduced except in full, without the written approval of UL Verification Services Inc.

1TX Antenna 5 MODE (FCC) MOBILE

Test Engineer:	24971
Test Date:	5/9/23

Antenna Gain and Limits

Channel	Frequency (MHz)	Directional Gain for Power (dBi)	Power Limit (dBm)	PSD Limit (dBm/ 1MHz)
Low	5190	-4.50	24.00	11.00
High	5230	-4.50	24.00	11.00

Duty Cycle CF (dB)	0.00	**Included in Calculations of Corr'd PSD**

Output Power Results

Channel	Frequency (MHz)	Antenna 5 Meas Power (dBm)	Total Corr'd Power (dBm)	Power Limit (dBm)	Power Margin (dB)
Low	5190	16.42	16.42	24.00	-7.58
High	5230	20.45	20.45	24.00	-3.55

PSD Results

Channel	Frequency (MHz)	Antenna 5 Meas PSD (dBm/1MHz)	Total Corr'd PSD (dBm/1MHz)	PSD Limit (dBm/ 1MHz)	PSD Margin (dB)
Low	5190	3.873	3.873	11.00	-7.127
High	5230	7.325	7.325	11.00	-3.675

LOW CHANNEL

UL VERIFICATION SERVICES INC.
47173 Benicia Street, Fremont, CA 94538; USA TEL:(510) 319-4000 FAX:(510) 661-0888

This report shall not be reproduced except in full, without the written approval of UL Verification Services Inc.

2TX Antenna 6 + Antenna 5 CDD MODE (FCC) MOBILE

Test Engineer:	24971
Test Date:	5/9/23

Antenna Gain and Limits

Channel	Frequency (MHz)	Directional Gain for Power (dBi)	Directional Gain for PSD (dBi)	Power Limit (dBm)	PSD Limit (dBm/ 1MHz)
Low	5190	-3.80	-0.82	24.00	11.00
High	5230	-3.80	-0.82	24.00	11.00

Duty Cycle CF (dB)	0.00	**Included in Calculations of Corr'd PSD**

Output Power Results

Channel	Frequency (MHz)	Antenna 6 Meas Power (dBm)	Antenna 5 Meas Power (dBm)	Total Corr'd Power (dBm)	Power Limit (dBm)	Power Margin (dB)
Low	5190	15.98	15.92	18.96	24.00	-5.04
High	5230	18.97	18.89	21.94	24.00	-2.06

PSD Results

Channel	Frequency (MHz)	Antenna 6 Meas PSD (dBm/1MHz)	Antenna 5 Meas PSD (dBm/1MHz)	Total Corr'd PSD (dBm/1MHz)	PSD Limit (dBm/ 1MHz)	PSD Margin (dB)
Low	5190	2.860	2.759	5.820	11.00	-5.180
High	5230	6.335	5.609	8.997	11.00	-2.003

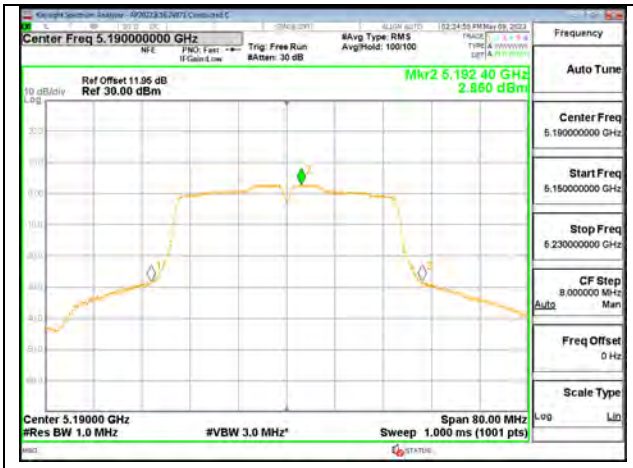

LOW CHANNEL [ANT 6]

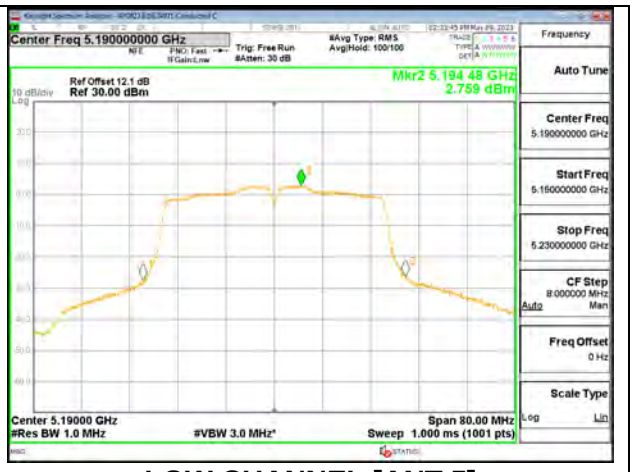

LOW CHANNEL [ANT 5]

UL VERIFICATION SERVICES INC.
47173 Benicia Street, Fremont, CA 94538; USA TEL:(510) 319-4000 FAX:(510) 661-0888

This report shall not be reproduced except in full, without the written approval of UL Verification Services Inc.

9.4.3. 802.11ac VHT80 MODE IN THE 5.2 GHz BAND

1TX Antenna 6 MODE (FCC) MOBILE

Test Engineer:	24971
Test Date:	5/9/23

Antenna Gain and Limits

Channel	Frequency (MHz)	Directional Gain for Power (dBi)	Power Limit (dBm)	PSD Limit (dBm/ 1MHz)
Mid	5210	-3.20	24.00	11.00

Duty Cycle CF (dB)	0.00	**Included in Calculations of Corr'd PSD**

Output Power Results

Channel	Frequency (MHz)	Antenna 6 Meas Power (dBm)	Total Corr'd Power (dBm)	Power Limit (dBm)	Power Margin (dB)
Mid	5210	16.43	16.43	24.00	-7.57

PSD Results

Channel	Frequency (MHz)	Antenna 6 Meas PSD (dBm/1MHz)	Total Corr'd PSD (dBm/1MHz)	PSD Limit (dBm/ 1MHz)	PSD Margin (dB)
Mid	5210	-0.942	-0.942	11.00	-11.942

MID CHANNEL

UL VERIFICATION SERVICES INC.
47173 Benicia Street, Fremont, CA 94538; USA TEL:(510) 319-4000 FAX:(510) 661-0888

This report shall not be reproduced except in full, without the written approval of UL Verification Services Inc.

1TX Antenna 5 MODE (FCC) MOBILE

Test Engineer:	24971
Test Date:	5/9/23

Antenna Gain and Limits

Channel	Frequency (MHz)	Directional Gain for Power (dBi)	Power Limit (dBm)	PSD Limit (dBm/ 1MHz)
Mid	5210	-4.50	24.00	11.00

Duty Cycle CF (dB)	0.00	**Included in Calculations of Corr'd PSD**

Output Power Results

Channel	Frequency (MHz)	Antenna 5 Meas Power (dBm)	Total Corr'd Power (dBm)	Power Limit (dBm)	Power Margin (dB)
Mid	5210	16.46	16.46	24.00	-7.54

PSD Results

Channel	Frequency (MHz)	Antenna 5 Meas PSD (dBm/1MHz)	Total Corr'd PSD (dBm/1MHz)	PSD Limit (dBm/ 1MHz)	PSD Margin (dB)
Mid	5210	-0.310	-0.310	11.00	-11.310

MID CHANNEL

UL VERIFICATION SERVICES INC.
47173 Benicia Street, Fremont, CA 94538; USA TEL:(510) 319-4000 FAX:(510) 661-0888

This report shall not be reproduced except in full, without the written approval of UL Verification Services Inc.

2TX Antenna 6 + Antenna 5 CDD MODE (FCC) MOBILE

Test Engineer:	24971
Test Date:	5/9/23

Antenna Gain and Limits

Channel	Frequency (MHz)	Directional Gain for Power (dBi)	Directional Gain for PSD (dBi)	Power Limit (dBm)	PSD Limit (dBm/1MHz)
Mid	5210	-3.80	-0.82	24.00	11.00

Duty Cycle CF (dB)	0.00	**Included in Calculations of Corr'd PSD**

Output Power Results

Channel	Frequency (MHz)	Antenna 6 Meas Power (dBm)	Antenna 5 Meas Power (dBm)	Total Corr'd Power (dBm)	Power Limit (dBm)	Power Margin (dB)
Mid	5210	15.49	15.40	18.46	24.00	-5.54

PSD Results

Channel	Frequency (MHz)	Antenna 6 Meas PSD (dBm/1MHz)	Antenna 5 Meas PSD (dBm/1MHz)	Total Corr'd PSD (dBm/ 1MHz)	PSD Limit (dBm/ 1MHz)	PSD Margin (dB)
Mid	5210	-1.242	-1.459	1.661	11.00	-9.339

MID CHANNEL [ANT 6]

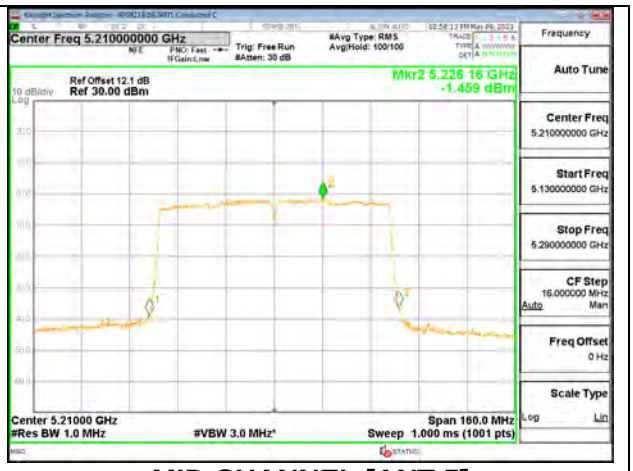

MID CHANNEL [ANT 5]

UL VERIFICATION SERVICES INC.
47173 Benicia Street, Fremont, CA 94538; USA TEL:(510) 319-4000 FAX:(510) 661-0888

This report shall not be reproduced except in full, without the written approval of UL Verification Services Inc.

9.4.4. 802.11ax HE20 MODE IN THE 5.2 GHz BAND

1TX Antenna 6 MODE (FCC) MOBILE – 26 Tones, RU Index 0

Test Engineer:	28161
Test Date:	7/12/23

Antenna Gain and Limits

Channel	Frequency (MHz)	Directional Gain (dBi)	Power Limit (dBm)	PSD Limit (dBm/ 1MHz)
Low	5180	-3.20	24.00	11.00
Mid	5200	-3.20	24.00	11.00
High	5240	-3.20	24.00	11.00

Duty Cycle CF (dB)	0.00	**Included in Calculations of Corr'd PSD**

Output Power Results

Channel	Frequency (MHz)	Antenna 6 Meas Power (dBm)	Total Corr'd Power (dBm)	Power Limit (dBm)	Power Margin (dB)
Low	5180	11.49	11.49	24.00	-12.51
Mid	5200	11.45	11.45	24.00	-12.55
High	5240	11.43	11.43	24.00	-12.57

PSD Results

Channel	Frequency (MHz)	Antenna 6 Meas PSD (dBm/1MHz)	Total Corr'd PSD (dBm/1MHz)	PSD Limit (dBm/ 1MHz)	PSD Margin (dB)
Low	5180	9.383	9.383	11.00	-1.617
Mid	5200	9.139	9.139	11.00	-1.861
High	5240	9.136	9.136	11.00	-1.864

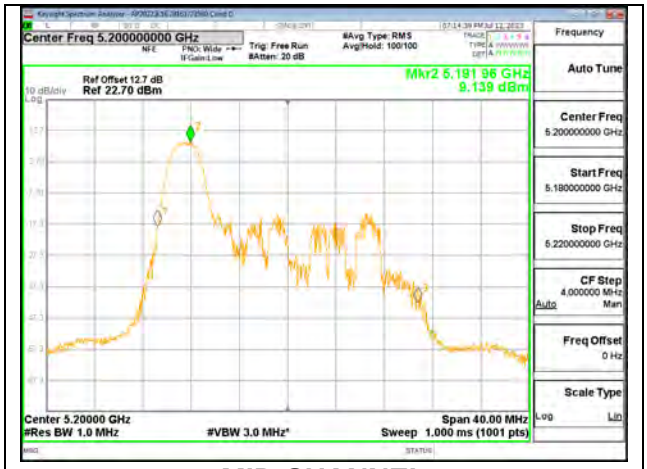

MID CHANNEL

UL VERIFICATION SERVICES INC.
47173 Benicia Street, Fremont, CA 94538; USA TEL:(510) 319-4000 FAX:(510) 661-0888

This report shall not be reproduced except in full, without the written approval of UL Verification Services Inc.

1TX Antenna 6 MODE (FCC) MOBILE – 26 Tones, RU Index 4

Test Engineer:	28161
Test Date:	7/12/23

Antenna Gain and Limits

Channel	Frequency (MHz)	Directional Gain (dBi)	Power Limit (dBm)	PSD Limit (dBm/ 1MHz)
Low	5180	-3.20	24.00	11.00
Mid	5200	-3.20	24.00	11.00
High	5240	-3.20	24.00	11.00

Duty Cycle CF (dB)	0.00	**Included in Calculations of Corr'd PSD**

Output Power Results

Channel	Frequency (MHz)	Antenna 6 Meas Power (dBm)	Total Corr'd Power (dBm)	Power Limit (dBm)	Power Margin (dB)
Low	5180	11.38	11.38	24.00	-12.62
Mid	5200	11.40	11.40	24.00	-12.60
High	5240	11.46	11.46	24.00	-12.54

PSD Results

Channel	Frequency (MHz)	Antenna 6 Meas PSD (dBm/1MHz)	Total Corr'd PSD (dBm/1MHz)	PSD Limit (dBm/ 1MHz)	PSD Margin (dB)
Low	5180	7.859	7.859	11.00	-3.141
Mid	5200	7.932	7.932	11.00	-3.068
High	5240	8.088	8.088	11.00	-2.912

MID CHANNEL

UL VERIFICATION SERVICES INC.
47173 Benicia Street, Fremont, CA 94538; USA TEL:(510) 319-4000 FAX:(510) 661-0888

This report shall not be reproduced except in full, without the written approval of UL Verification Services Inc.

1TX Antenna 6 MODE (FCC) MOBILE – 26 Tones, RU Index 8

Test Engineer:	19232
Test Date:	7/3/23

Antenna Gain and Limits

Channel	Frequency (MHz)	Directional Gain (dBi)	Power Limit (dBm)	PSD Limit (dBm/ 1MHz)
Low	5180	-3.20	24.00	11.00
Mid	5200	-3.20	24.00	11.00
High	5240	-3.20	24.00	11.00

Duty Cycle CF (dB)	0.00	**Included in Calculations of Corr'd PSD**

Output Power Results

Channel	Frequency (MHz)	Antenna 6 Meas Power (dBm)	Total Corr'd Power (dBm)	Power Limit (dBm)	Power Margin (dB)
Low	5180	11.36	11.36	24.00	-12.64
Mid	5200	11.37	11.37	24.00	-12.63
High	5240	11.32	11.32	24.00	-12.68

PSD Results

Channel	Frequency (MHz)	Antenna 6 Meas PSD (dBm/1MHz)	Total Corr'd PSD (dBm/1MHz)	PSD Limit (dBm/ 1MHz)	PSD Margin (dB)
Low	5180	8.639	8.639	11.00	-2.361
Mid	5200	8.727	8.727	11.00	-2.273
High	5240	8.630	8.630	11.00	-2.370

MID CHANNEL

UL VERIFICATION SERVICES INC.
47173 Benicia Street, Fremont, CA 94538; USA TEL:(510) 319-4000 FAX:(510) 661-0888

This report shall not be reproduced except in full, without the written approval of UL Verification Services Inc.

1TX Antenna 6 MODE (FCC) MOBILE – SU Mode

Test Engineer:	24971
Test Date:	05/09/23

Antenna Gain and Limits

Channel	Frequency (MHz)	Directional Gain (dBi)	Power Limit (dBm)	PSD Limit (dBm/ 1MHz)
Low	5180	-3.20	24.00	11.00
Mid	5200	-3.20	24.00	11.00
High	5240	-3.20	24.00	11.00

Duty Cycle CF (dB)	0.00	**Included in Calculations of Corr'd PSD**

Output Power Results

Channel	Frequency (MHz)	Antenna 6 Meas Power (dBm)	Total Corr'd Power (dBm)	Power Limit (dBm)	Power Margin (dB)
Low	5180	17.79	17.79	24.00	-6.21
Mid	5200	19.30	19.30	24.00	-4.70
High	5240	19.49	19.49	24.00	-4.51

PSD Results

Channel	Frequency (MHz)	Antenna 6 Meas PSD (dBm/1MHz)	Total Corr'd PSD (dBm/1MHz)	PSD Limit (dBm/ 1MHz)	PSD Margin (dB)
Low	5180	7.136	7.136	11.00	-3.864
Mid	5200	9.130	9.130	11.00	-1.870
High	5240	9.678	9.678	11.00	-1.322

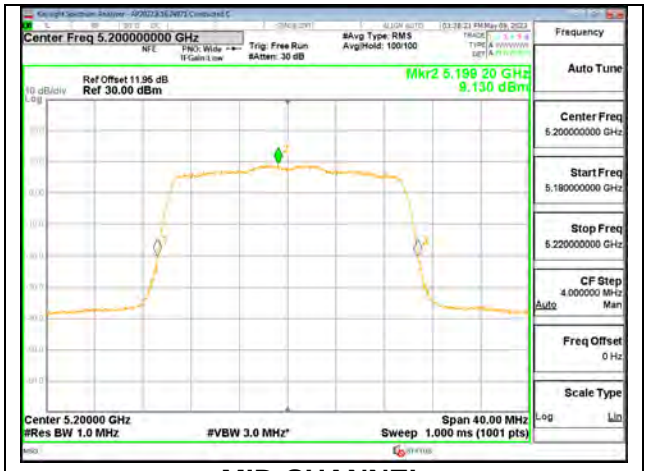

MID CHANNEL

UL VERIFICATION SERVICES INC.
47173 Benicia Street, Fremont, CA 94538; USA TEL:(510) 319-4000 FAX:(510) 661-0888

This report shall not be reproduced except in full, without the written approval of UL Verification Services Inc.

1TX Antenna 5 MODE (FCC) MOBILE – 26 Tones, RU Index 0

Test Engineer:	28161
Test Date:	7/12/23

Antenna Gain and Limits

Channel	Frequency (MHz)	Directional Gain (dBi)	Power Limit (dBm)	PSD Limit (dBm/ 1MHz)
Low	5180	-4.50	24.00	11.00
Mid	5200	-4.50	24.00	11.00
High	5240	-4.50	24.00	11.00

Duty Cycle CF (dB)	0.00	**Included in Calculations of Corr'd PSD**

Output Power Results

Channel	Frequency (MHz)	Antenna 5 Meas Power (dBm)	Total Corr'd Power (dBm)	Power Limit (dBm)	Power Margin (dB)
Low	5180	11.40	11.40	24.00	-12.60
Mid	5200	11.48	11.48	24.00	-12.52
High	5240	11.38	11.38	24.00	-12.62

PSD Results

Channel	Frequency (MHz)	Antenna 5 Meas PSD (dBm/1MHz)	Total Corr'd PSD (dBm/1MHz)	PSD Limit (dBm/ 1MHz)	PSD Margin (dB)
Low	5180	9.052	9.052	11.00	-1.948
Mid	5200	9.300	9.300	11.00	-1.700
High	5240	9.022	9.022	11.00	-1.978

MID CHANNEL

UL VERIFICATION SERVICES INC.
47173 Benicia Street, Fremont, CA 94538; USA TEL:(510) 319-4000 FAX:(510) 661-0888

This report shall not be reproduced except in full, without the written approval of UL Verification Services Inc.

1TX Antenna 5 MODE (FCC) MOBILE – 26 Tones, RU Index 4

Test Engineer:	28161
Test Date:	7/12/23

Antenna Gain and Limits

Channel	Frequency (MHz)	Directional Gain (dBi)	Power Limit (dBm)	PSD Limit (dBm/ 1MHz)
Low	5180	-4.50	24.00	11.00
Mid	5200	-4.50	24.00	11.00
High	5240	-4.50	24.00	11.00

Duty Cycle CF (dB)	0.00	**Included in Calculations of Corr'd PSD**

Output Power Results

Channel	Frequency (MHz)	Antenna 5 Meas Power (dBm)	Total Corr'd Power (dBm)	Power Limit (dBm)	Power Margin (dB)
Low	5180	11.35	11.35	24.00	-12.65
Mid	5200	11.48	11.48	24.00	-12.52
High	5240	11.43	11.43	24.00	-12.57

PSD Results

Channel	Frequency (MHz)	Antenna 5 Meas PSD (dBm/1MHz)	Total Corr'd PSD (dBm/1MHz)	PSD Limit (dBm/ 1MHz)	PSD Margin (dB)
Low	5180	7.795	7.795	11.00	-3.205
Mid	5200	8.171	8.171	11.00	-2.829
High	5240	8.078	8.078	11.00	-2.922

MID CHANNEL

UL VERIFICATION SERVICES INC.
47173 Benicia Street, Fremont, CA 94538; USA TEL:(510) 319-4000 FAX:(510) 661-0888

This report shall not be reproduced except in full, without the written approval of UL Verification Services Inc.

1TX Antenna 5 MODE (FCC) MOBILE – 26 Tones, RU Index 8

Test Engineer:	28161
Test Date:	7/12/23

Antenna Gain and Limits

Channel	Frequency (MHz)	Directional Gain (dBi)	Power Limit (dBm)	PSD Limit (dBm/ 1MHz)
Low	5180	-4.50	24.00	11.00
Mid	5200	-4.50	24.00	11.00
High	5240	-4.50	24.00	11.00

Duty Cycle CF (dB)	0.00	**Included in Calculations of Corr'd PSD**

Output Power Results

Channel	Frequency (MHz)	Antenna 5 Meas Power (dBm)	Total Corr'd Power (dBm)	Power Limit (dBm)	Power Margin (dB)
Low	5180	11.41	11.41	24.00	-12.59
Mid	5200	11.45	11.45	24.00	-12.55
High	5240	11.49	11.49	24.00	-12.51

PSD Results

Channel	Frequency (MHz)	Antenna 5 Meas PSD (dBm/1MHz)	Total Corr'd PSD (dBm/1MHz)	PSD Limit (dBm/ 1MHz)	PSD Margin (dB)
Low	5180	9.024	9.024	11.00	-1.976
Mid	5200	9.043	9.043	11.00	-1.957
High	5240	9.350	9.350	11.00	-1.650

MID CHANNEL

UL VERIFICATION SERVICES INC.
47173 Benicia Street, Fremont, CA 94538; USA TEL:(510) 319-4000 FAX:(510) 661-0888

This report shall not be reproduced except in full, without the written approval of UL Verification Services Inc.

1TX Antenna 5 MODE (FCC) MOBILE – SU Mode

Test Engineer:	24971
Test Date:	5/10/23

Antenna Gain and Limits

Channel	Frequency (MHz)	Directional Gain (dBi)	Power Limit (dBm)	PSD Limit (dBm/ 1MHz)
Low	5180	-4.50	24.00	11.00
Mid	5200	-4.50	24.00	11.00
High	5240	-4.50	24.00	11.00

Duty Cycle CF (dB)	0.00	**Included in Calculations of Corr'd PSD**

Output Power Results

Channel	Frequency (MHz)	Antenna 5 Meas Power (dBm)	Total Corr'd Power (dBm)	Power Limit (dBm)	Power Margin (dB)
Low	5180	17.98	17.98	24.00	-6.02
Mid	5200	19.40	19.40	24.00	-4.60
High	5240	19.35	19.35	24.00	-4.65

PSD Results

Channel	Frequency (MHz)	Antenna 5 Meas PSD (dBm/1MHz)	Total Corr'd PSD (dBm/1MHz)	PSD Limit (dBm/ 1MHz)	PSD Margin (dB)
Low	5180	7.948	7.948	11.00	-3.052
Mid	5200	9.461	9.461	11.00	-1.539
High	5240	9.180	9.180	11.00	-1.820

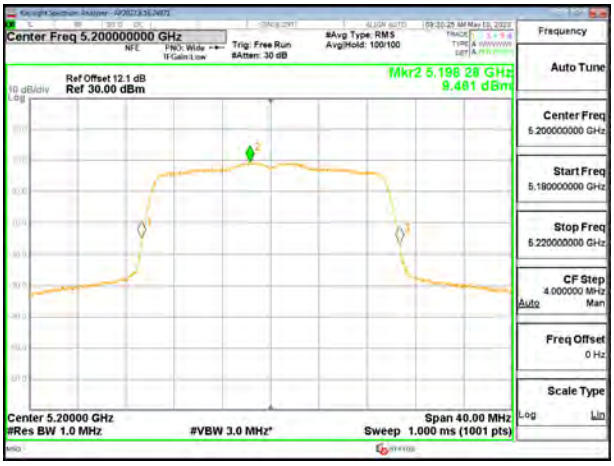

MID CHANNEL

UL VERIFICATION SERVICES INC.
47173 Benicia Street, Fremont, CA 94538; USA TEL:(510) 319-4000 FAX:(510) 661-0888

This report shall not be reproduced except in full, without the written approval of UL Verification Services Inc.

2TX Antenna 6 + Antenna 5 OFDMA MODE (FCC) MOBILE – 26 Tones, RU Index 0

Test Engineer:	19232
Test Date:	7/3/23

Antenna Gain and Limits

Channel	Frequency (MHz)	Directional Gain for Power (dBi)	Directional Gain for PSD (dBi)	Power Limit (dBm)	PSD Limit (dBm/1MHz)
Low	5180	-3.80	-0.82	24.00	11.00
Mid	5200	-3.80	-0.82	24.00	11.00
High	5240	-3.80	-0.82	24.00	11.00

Duty Cycle CF (dB)	0.00	**Included in Calculations of Corr'd PSD**

Output Power Results

Channel	Frequency (MHz)	Antenna 6 Meas Power (dBm)	Antenna 5 Meas Power (dBm)	Total Corr'd Power (dBm)	Power Limit (dBm)	Power Margin (dB)
Low	5180	8.45	8.30	11.39	24.00	-12.61
Mid	5200	8.47	8.48	11.49	24.00	-12.51
High	5240	8.40	8.39	11.41	24.00	-12.59

PSD Results

Channel	Frequency (MHz)	Antenna 6 Meas PSD (dBm/1MHz)	Antenna 5 Meas PSD (dBm/1MHz)	Total Corr'd PSD (dBm/1MHz)	PSD Limit (dBm/1MHz)	PSD Margin (dB)
Low	5180	6.546	6.261	9.416	11.00	-1.584
Mid	5200	6.624	6.693	9.669	11.00	-1.331
High	5240	6.498	6.481	9.500	11.00	-1.500

MID CHANNEL ANT 6

MID CHANNEL ANT 5

UL VERIFICATION SERVICES INC.
47173 Benicia Street, Fremont, CA 94538; USA TEL:(510) 319-4000 FAX:(510) 661-0888

This report shall not be reproduced except in full, without the written approval of UL Verification Services Inc.

2TX Antenna 6 + Antenna 5 OFDMA MODE (FCC) MOBILE – 26 Tones, RU Index 4

Test Engineer:	19232
Test Date:	7/3/23

Antenna Gain and Limits

Channel	Frequency (MHz)	Directional Gain for Power (dBi)	Directional Gain for PSD (dBi)	Power Limit (dBm)	PSD Limit (dBm/1MHz)
Low	5180	-3.80	-0.82	24.00	11.00
Mid	5200	-3.80	-0.82	24.00	11.00
High	5240	-3.80	-0.82	24.00	11.00

Duty Cycle CF (dB)	0.00	**Included in Calculations of Corr'd PSD**

Output Power Results

Channel	Frequency (MHz)	Antenna 6 Meas Power (dBm)	Antenna 5 Meas Power (dBm)	Total Corr'd Power (dBm)	Power Limit (dBm)	Power Margin (dB)
Low	5180	8.40	8.34	11.38	24.00	-12.62
Mid	5200	8.38	8.49	11.45	24.00	-12.55
High	5240	8.41	8.44	11.44	24.00	-12.56

PSD Results

Channel	Frequency (MHz)	Antenna 6 Meas PSD (dBm/1MHz)	Antenna 5 Meas PSD (dBm/1MHz)	Total Corr'd PSD (dBm/1MHz)	PSD Limit (dBm/1MHz)	PSD Margin (dB)
Low	5180	5.433	5.361	8.407	11.00	-2.593
Mid	5200	5.417	5.706	8.574	11.00	-2.426
High	5240	5.436	5.437	8.447	11.00	-2.553

MID CHANNEL ANT 6

MID CHANNEL ANT 5

UL VERIFICATION SERVICES INC.
47173 Benicia Street, Fremont, CA 94538; USA TEL:(510) 319-4000 FAX:(510) 661-0888

This report shall not be reproduced except in full, without the written approval of UL Verification Services Inc.

2TX Antenna 6 + Antenna 5 OFDMA MODE (FCC) MOBILE – 26 Tones, RU Index 8

Test Engineer:	19232
Test Date:	7/3/23

Antenna Gain and Limits

Channel	Frequency (MHz)	Directional Gain for Power (dBi)	Directional Gain for PSD (dBi)	Power Limit (dBm)	PSD Limit (dBm/1MHz)
Low	5180	-3.80	-0.82	24.00	11.00
Mid	5200	-3.80	-0.82	24.00	11.00
High	5240	-3.80	-0.82	24.00	11.00

Duty Cycle CF (dB)	0.00	**Included in Calculations of Corr'd PSD**

Output Power Results

Channel	Frequency (MHz)	Antenna 6 Meas Power (dBm)	Antenna 5 Meas Power (dBm)	Total Corr'd Power (dBm)	Power Limit (dBm)	Power Margin (dB)
Low	5180	8.40	8.28	11.35	24.00	-12.65
Mid	5200	8.48	8.42	11.46	24.00	-12.54
High	5240	8.31	8.35	11.34	24.00	-12.66

PSD Results

Channel	Frequency (MHz)	Antenna 6 Meas PSD (dBm/1MHz)	Antenna 5 Meas PSD (dBm/1MHz)	Total Corr'd PSD (dBm/1MHz)	PSD Limit (dBm/1MHz)	PSD Margin (dB)
Low	5180	6.358	6.242	9.311	11.00	-1.689
Mid	5200	6.628	6.451	9.551	11.00	-1.449
High	5240	6.318	6.355	9.347	11.00	-1.653

MID CHANNEL ANT 6

MID CHANNEL ANT 5

UL VERIFICATION SERVICES INC.
47173 Benicia Street, Fremont, CA 94538; USA TEL:(510) 319-4000 FAX:(510) 661-0888

This report shall not be reproduced except in full, without the written approval of UL Verification Services Inc.

2TX Antenna 6 + Antenna 5 OFDMA MODE (FCC) MOBILE – SU Mode

Test Engineer:	19232
Test Date:	7/3/23

Antenna Gain and Limits

Channel	Frequency (MHz)	Directional Gain for Power (dBi)	Directional Gain for PSD (dBi)	Power Limit (dBm)	PSD Limit (dBm/1MHz)
Low	5180	-3.80	-0.82	24.00	11.00
Mid	5200	-3.80	-0.82	24.00	11.00
High	5240	-3.80	-0.82	24.00	11.00

Duty Cycle CF (dB)	0.00	**Included in Calculations of Corr'd PSD**

Output Power Results

Channel	Frequency (MHz)	Antenna 6 Meas Power (dBm)	Antenna 5 Meas Power (dBm)	Total Corr'd Power (dBm)	Power Limit (dBm)	Power Margin (dB)
Low	5180	16.33	16.47	19.41	24.00	-4.59
Mid	5200	16.40	16.36	19.39	24.00	-4.61
High	5240	16.49	16.43	19.47	24.00	-4.53

PSD Results

Channel	Frequency (MHz)	Antenna 6 Meas PSD (dBm/1MHz)	Antenna 5 Meas PSD (dBm/1MHz)	Total Corr'd PSD (dBm/1MHz)	PSD Limit (dBm/1MHz)	PSD Margin (dB)
Low	5180	6.516	6.691	9.615	11.00	-1.385
Mid	5200	6.652	6.539	9.606	11.00	-1.394
High	5240	6.827	6.676	9.762	11.00	-1.238

MID CHANNEL ANT 6

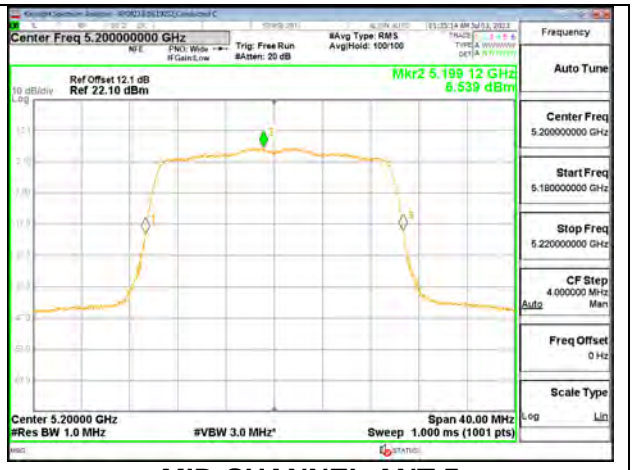

MID CHANNEL ANT 5

UL VERIFICATION SERVICES INC.
47173 Benicia Street, Fremont, CA 94538; USA TEL:(510) 319-4000 FAX:(510) 661-0888

This report shall not be reproduced except in full, without the written approval of UL Verification Services Inc.

9.4.5. 802.11ax HE40 MODE IN THE 5.2 GHz BAND

1TX Antenna 6 MODE (FCC) MOBILE – 26 Tones, RU Index 0

Test Engineer:	33300
Test Date:	08/29/23

Antenna Gain and Limits

Channel	Frequency (MHz)	Directional Gain for Power (dBi)	Power Limit (dBm)	PSD Limit (dBm/ 1MHz)
Low	5190	-3.20	24.00	11.00
High	5230	-3.20	24.00	11.00

Duty Cycle CF (dB)	0.00	**Included in Calculations of Corr'd PSD**

Output Power Results

Channel	Frequency (MHz)	Antenna 6 Meas Power (dBm)	Total Corr'd Power (dBm)	Power Limit (dBm)	Power Margin (dB)
Low	5190	9.45	9.45	24.00	-14.55
High	5230	9.48	9.48	24.00	-14.52

PSD Results

Channel	Frequency (MHz)	Antenna 6 Meas PSD (dBm/1MHz)	Total Corr'd PSD (dBm/1MHz)	PSD Limit (dBm/ 1MHz)	PSD Margin (dB)
Low	5190	7.546	7.546	11.00	-3.454
High	5230	7.582	7.582	11.00	-3.418

LOW CHANNEL

UL VERIFICATION SERVICES INC.
47173 Benicia Street, Fremont, CA 94538; USA TEL:(510) 319-4000 FAX:(510) 661-0888

This report shall not be reproduced except in full, without the written approval of UL Verification Services Inc.

1TX Antenna 6 MODE (FCC) MOBILE – 26 Tones, RU Index 8

Test Engineer:	33300
Test Date:	08/29/23

Antenna Gain and Limits

Channel	Frequency (MHz)	Directional Gain for Power (dBi)	Power Limit (dBm)	PSD Limit (dBm/ 1MHz)
Low	5190	-3.20	24.00	11.00
High	5230	-3.20	24.00	11.00

Duty Cycle CF (dB)	0.00	**Included in Calculations of Corr'd PSD**

Output Power Results

Channel	Frequency (MHz)	Antenna 6 Meas Power (dBm)	Total Corr'd Power (dBm)	Power Limit (dBm)	Power Margin (dB)
Low	5190	9.40	9.40	24.00	-14.60
High	5230	9.49	9.49	24.00	-14.51

PSD Results

Channel	Frequency (MHz)	Antenna 6 Meas PSD (dBm/1MHz)	Total Corr'd PSD (dBm/1MHz)	PSD Limit (dBm/ 1MHz)	PSD Margin (dB)
Low	5190	7.545	7.545	11.00	-3.455
High	5230	7.655	7.655	11.00	-3.345

LOW CHANNEL

UL VERIFICATION SERVICES INC.
47173 Benicia Street, Fremont, CA 94538; USA TEL:(510) 319-4000 FAX:(510) 661-0888

This report shall not be reproduced except in full, without the written approval of UL Verification Services Inc.

1TX Antenna 6 MODE (FCC) MOBILE – 26 Tones, RU Index 17

Test Engineer:	33300
Test Date:	08/29/23

Antenna Gain and Limits

Channel	Frequency (MHz)	Directional Gain for Power (dBi)	Power Limit (dBm)	PSD Limit (dBm/ 1MHz)
Low	5190	-3.20	24.00	11.00
High	5230	-3.20	24.00	11.00

Duty Cycle CF (dB)	0.00	**Included in Calculations of Corr'd PSD**

Output Power Results

Channel	Frequency (MHz)	Antenna 6 Meas Power (dBm)	Total Corr'd Power (dBm)	Power Limit (dBm)	Power Margin (dB)
Low	5190	9.47	9.47	24.00	-14.53
High	5230	9.41	9.41	24.00	-14.59

PSD Results

Channel	Frequency (MHz)	Antenna 6 Meas PSD (dBm/1MHz)	Total Corr'd PSD (dBm/1MHz)	PSD Limit (dBm/ 1MHz)	PSD Margin (dB)
Low	5190	7.549	7.549	11.00	-3.451
High	5230	7.364	7.364	11.00	-3.636

LOW CHANNEL

UL VERIFICATION SERVICES INC.
47173 Benicia Street, Fremont, CA 94538; USA TEL:(510) 319-4000 FAX:(510) 661-0888

This report shall not be reproduced except in full, without the written approval of UL Verification Services Inc.

1TX Antenna 6 MODE (FCC) MOBILE – SU Mode

Test Engineer:	19232
Test Date:	7/3/23

Antenna Gain and Limits

Channel	Frequency (MHz)	Directional Gain for Power (dBi)	Power Limit (dBm)	PSD Limit (dBm/ 1MHz)
Low	5190	-3.20	24.00	11.00
High	5230	-3.20	24.00	11.00

Duty Cycle CF (dB)	0.13	**Included in Calculations of Corr'd PSD**

Output Power Results

Channel	Frequency (MHz)	Antenna 6 Meas Power (dBm)	Total Corr'd Power (dBm)	Power Limit (dBm)	Power Margin (dB)
Low	5190	15.86	15.86	24.00	-8.14
High	5230	20.46	20.46	24.00	-3.54

PSD Results

Channel	Frequency (MHz)	Antenna 6 Meas PSD (dBm/1MHz)	Total Corr'd PSD (dBm/1MHz)	PSD Limit (dBm/ 1MHz)	PSD Margin (dB)
Low	5190	2.912	3.042	11.00	-7.958
High	5230	7.272	7.402	11.00	-3.598

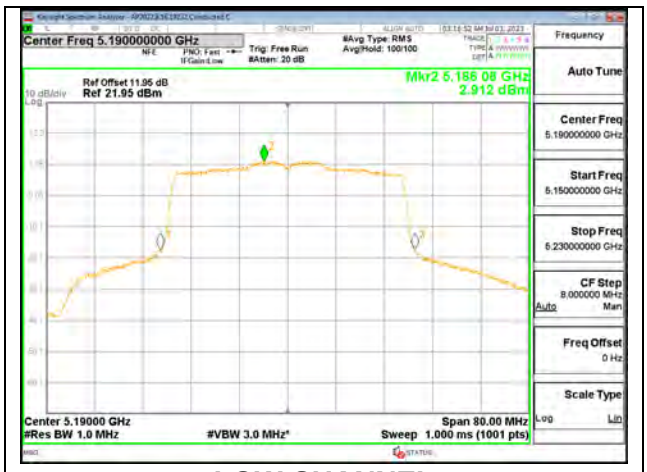

LOW CHANNEL

UL VERIFICATION SERVICES INC.
47173 Benicia Street, Fremont, CA 94538; USA TEL:(510) 319-4000 FAX:(510) 661-0888

This report shall not be reproduced except in full, without the written approval of UL Verification Services Inc.

1TX Antenna 5 MODE (FCC) MOBILE – 26 Tones, RU Index 0

Test Engineer:	33300
Test Date:	08/29/23

Antenna Gain and Limits

Channel	Frequency (MHz)	Directional Gain for Power (dBi)	Power Limit (dBm)	PSD Limit (dBm/ 1MHz)
Low	5190	-4.50	24.00	11.00
High	5230	-4.50	24.00	11.00

Duty Cycle CF (dB)		**Included in Calculations of Corr'd PSD**

Output Power Results

Channel	Frequency (MHz)	Antenna 5 Meas Power (dBm)	Total Corr'd Power (dBm)	Power Limit (dBm)	Power Margin (dB)
Low	5190	9.49	9.49	24.00	-14.51
High	5230	9.41	9.41	24.00	-14.59

PSD Results

Channel	Frequency (MHz)	Antenna 5 Meas PSD (dBm/1MHz)	Total Corr'd PSD (dBm/1MHz)	PSD Limit (dBm/ 1MHz)	PSD Margin (dB)
Low	5190	7.584	7.584	11.00	-3.416
High	5230	7.488	7.488	11.00	-3.512

LOW CHANNEL

UL VERIFICATION SERVICES INC.
47173 Benicia Street, Fremont, CA 94538; USA TEL:(510) 319-4000 FAX:(510) 661-0888

This report shall not be reproduced except in full, without the written approval of UL Verification Services Inc.

1TX Antenna 5 MODE (FCC) MOBILE – 26 Tones, RU Index 8

Test Engineer:	33300
Test Date:	08/29/23

Antenna Gain and Limits

Channel	Frequency (MHz)	Directional Gain for Power (dBi)	Power Limit (dBm)	PSD Limit (dBm/ 1MHz)
Low	5190	-4.50	24.00	11.00
High	5230	-4.50	24.00	11.00

Duty Cycle CF (dB)	0.00	**Included in Calculations of Corr'd PSD**

Output Power Results

Channel	Frequency (MHz)	Antenna 5 Meas Power (dBm)	Total Corr'd Power (dBm)	Power Limit (dBm)	Power Margin (dB)
Low	5190	9.45	9.45	24.00	-14.55
High	5230	9.33	9.33	24.00	-14.67

PSD Results

Channel	Frequency (MHz)	Antenna 5 Meas PSD (dBm/1MHz)	Total Corr'd PSD (dBm/1MHz)	PSD Limit (dBm/ 1MHz)	PSD Margin (dB)
Low	5190	7.636	7.636	11.00	-3.364
High	5230	7.430	7.430	11.00	-3.570

LOW CHANNEL

UL VERIFICATION SERVICES INC.
47173 Benicia Street, Fremont, CA 94538; USA TEL:(510) 319-4000 FAX:(510) 661-0888

This report shall not be reproduced except in full, without the written approval of UL Verification Services Inc.

1TX Antenna 5 MODE (FCC) MOBILE – 26 Tones, RU Index 17

Test Engineer:	33300
Test Date:	08/29/23

Antenna Gain and Limits

Channel	Frequency (MHz)	Directional Gain for Power (dBi)	Power Limit (dBm)	PSD Limit (dBm/ 1MHz)
Low	5190	-4.50	24.00	11.00
High	5230	-4.50	24.00	11.00

Duty Cycle CF (dB)	0.00	**Included in Calculations of Corr'd PSD**

Output Power Results

Channel	Frequency (MHz)	Antenna 5 Meas Power (dBm)	Total Corr'd Power (dBm)	Power Limit (dBm)	Power Margin (dB)
Low	5190	9.48	9.48	24.00	-14.52
High	5230	9.43	9.43	24.00	-14.57

PSD Results

Channel	Frequency (MHz)	Antenna 5 Meas PSD (dBm/1MHz)	Total Corr'd PSD (dBm/1MHz)	PSD Limit (dBm/ 1MHz)	PSD Margin (dB)
Low	5190	7.593	7.593	11.00	-3.407
High	5230	7.463	7.463	11.00	-3.537

LOW CHANNEL

UL VERIFICATION SERVICES INC.
47173 Benicia Street, Fremont, CA 94538; USA TEL:(510) 319-4000 FAX:(510) 661-0888

This report shall not be reproduced except in full, without the written approval of UL Verification Services Inc.

1TX Antenna 5 MODE (FCC) MOBILE – SU Mode

Test Engineer:	19232
Test Date:	7/3/23

Antenna Gain and Limits

Channel	Frequency (MHz)	Directional Gain for Power (dBi)	Power Limit (dBm)	PSD Limit (dBm/ 1MHz)
Low	5190	-4.50	24.00	11.00
High	5230	-4.50	24.00	11.00

Duty Cycle CF (dB)	0.13	**Included in Calculations of Corr'd PSD**

Output Power Results

Channel	Frequency (MHz)	Antenna 5 Meas Power (dBm)	Total Corr'd Power (dBm)	Power Limit (dBm)	Power Margin (dB)
Low	5190	15.98	15.98	24.00	-8.02
High	5230	20.37	20.37	24.00	-3.63

PSD Results

Channel	Frequency (MHz)	Antenna 5 Meas PSD (dBm/1MHz)	Total Corr'd PSD (dBm/1MHz)	PSD Limit (dBm/ 1MHz)	PSD Margin (dB)
Low	5190	3.243	3.373	11.00	-7.627
High	5230	7.048	7.178	11.00	-3.822

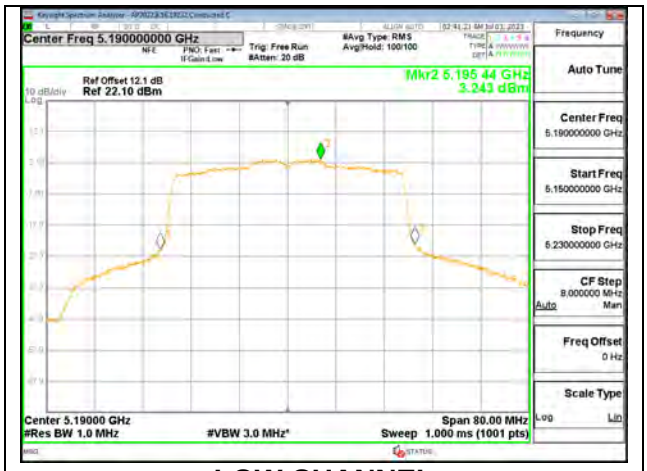

LOW CHANNEL

UL VERIFICATION SERVICES INC.
47173 Benicia Street, Fremont, CA 94538; USA TEL:(510) 319-4000 FAX:(510) 661-0888

This report shall not be reproduced except in full, without the written approval of UL Verification Services Inc.

2TX Antenna 6 + Antenna 5 OFDMA MODE (FCC) MOBILE – 26 Tones, RU Index 0

Test Engineer:	19232
Test Date:	7/3/23

Antenna Gain and Limits

Channel	Frequency (MHz)	Directional Gain for Power (dBi)	Directional Gain for PSD (dBi)	Power Limit (dBm)	PSD Limit (dBm/ 1MHz)
Low	5190	-3.80	-0.82	24.00	11.00
High	5230	-3.80	-0.82	24.00	11.00

Duty Cycle CF (dB)	0.00	**Included in Calculations of Corr'd PSD**

Output Power Results

Channel	Frequency (MHz)	Antenna 6 Meas Power (dBm)	Antenna 5 Meas Power (dBm)	Total Corr'd Power (dBm)	Power Limit (dBm)	Power Margin (dB)
Low	5190	8.47	8.40	11.45	24.00	-12.55
High	5230	8.36	8.43	11.41	24.00	-12.59

PSD Results

Channel	Frequency (MHz)	Antenna 6 Meas PSD (dBm/1MHz)	Antenna 5 Meas PSD (dBm/1MHz)	Total Corr'd PSD (dBm/1MHz)	PSD Limit (dBm/ 1MHz)	PSD Margin (dB)
Low	5190	6.417	6.257	9.348	11.00	-1.652
High	5230	6.213	6.378	9.307	11.00	-1.693

LOW CHANNEL [ANT 6]

LOW CHANNEL [ANT 5]

UL VERIFICATION SERVICES INC.
47173 Benicia Street, Fremont, CA 94538; USA TEL:(510) 319-4000 FAX:(510) 661-0888

This report shall not be reproduced except in full, without the written approval of UL Verification Services Inc.

2TX Antenna 6 + Antenna 5 OFDMA MODE (FCC) MOBILE – 26 Tones, RU Index 8

Test Engineer:	19232
Test Date:	7/3/23

Antenna Gain and Limits

Channel	Frequency (MHz)	Directional Gain for Power (dBi)	Directional Gain for PSD (dBi)	Power Limit (dBm)	PSD Limit (dBm/ 1MHz)
Low	5190	-3.80	-0.82	24.00	11.00
High	5230	-3.80	-0.82	24.00	11.00

Duty Cycle CF (dB)	0.00	**Included in Calculations of Corr'd PSD**

Output Power Results

Channel	Frequency (MHz)	Antenna 6 Meas Power (dBm)	Antenna 5 Meas Power (dBm)	Total Corr'd Power (dBm)	Power Limit (dBm)	Power Margin (dB)
Low	5190	8.49	8.43	11.47	24.00	-12.53
High	5230	8.30	8.34	11.33	24.00	-12.67

PSD Results

Channel	Frequency (MHz)	Antenna 6 Meas PSD (dBm/1MHz)	Antenna 5 Meas PSD (dBm/1MHz)	Total Corr'd PSD (dBm/1MHz)	PSD Limit (dBm/ 1MHz)	PSD Margin (dB)
Low	5190	6.574	6.422	9.509	11.00	-1.491
High	5230	6.270	6.294	9.292	11.00	-1.708

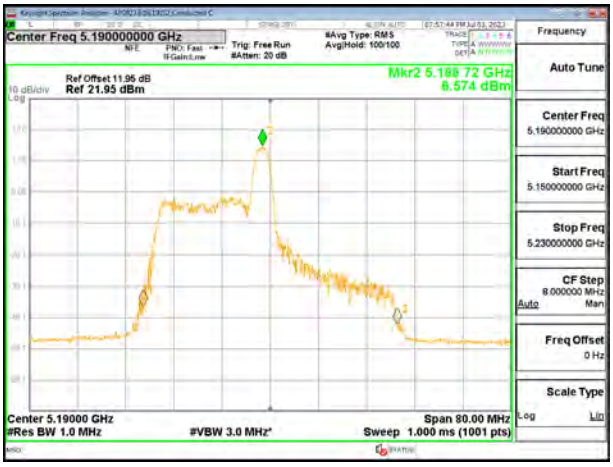

LOW CHANNEL [ANT 6]

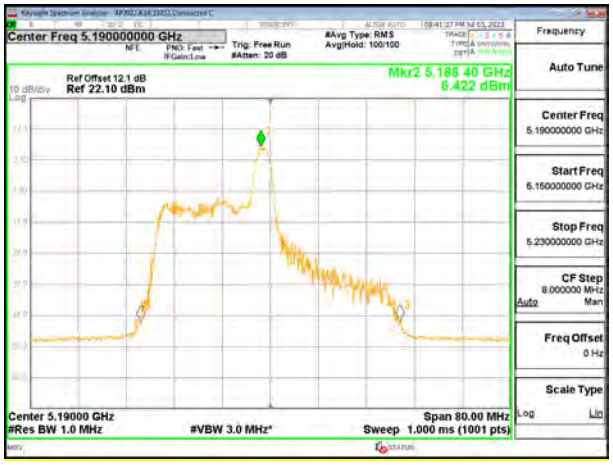

LOW CHANNEL [ANT 5]

UL VERIFICATION SERVICES INC.
47173 Benicia Street, Fremont, CA 94538; USA TEL:(510) 319-4000 FAX:(510) 661-0888

This report shall not be reproduced except in full, without the written approval of UL Verification Services Inc.

2TX Antenna 6 + Antenna 5 OFDMA MODE (FCC) MOBILE – 26 Tones, RU Index 17

Test Engineer:	19232
Test Date:	7/3/23

Antenna Gain and Limits

Channel	Frequency (MHz)	Directional Gain for Power (dBi)	Directional Gain for PSD (dBi)	Power Limit (dBm)	PSD Limit (dBm/ 1MHz)
Low	5190	-3.80	-0.82	24.00	11.00
High	5230	-3.80	-0.82	24.00	11.00

Duty Cycle CF (dB)	0.00	**Included in Calculations of Corr'd PSD**

Output Power Results

Channel	Frequency (MHz)	Antenna 6 Meas Power (dBm)	Antenna 5 Meas Power (dBm)	Total Corr'd Power (dBm)	Power Limit (dBm)	Power Margin (dB)
Low	5190	8.34	8.31	11.34	24.00	-12.66
High	5230	8.41	8.47	11.45	24.00	-12.55

PSD Results

Channel	Frequency (MHz)	Antenna 6 Meas PSD (dBm/1MHz)	Antenna 5 Meas PSD (dBm/1MHz)	Total Corr'd PSD (dBm/1MHz)	PSD Limit (dBm/ 1MHz)	PSD Margin (dB)
Low	5190	6.016	5.993	9.015	11.00	-1.985
High	5230	6.220	6.317	9.279	11.00	-1.721

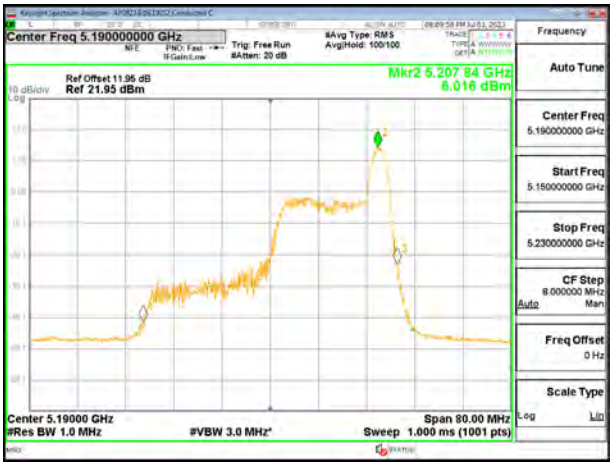

LOW CHANNEL [ANT 6]

LOW CHANNEL [ANT 5]

UL VERIFICATION SERVICES INC.
47173 Benicia Street, Fremont, CA 94538; USA TEL:(510) 319-4000 FAX:(510) 661-0888

This report shall not be reproduced except in full, without the written approval of UL Verification Services Inc.

2TX Antenna 6 + Antenna 5 OFDMA MODE (FCC) MOBILE – SU Mode

Test Engineer:	24971
Test Date:	5/11/23

Antenna Gain and Limits

Channel	Frequency (MHz)	Directional Gain for Power (dBi)	Directional Gain for PSD (dBi)	Power Limit (dBm)	PSD Limit (dBm/ 1MHz)
Low	5190	-3.80	-0.82	24.00	11.00
High	5230	-3.80	-0.82	24.00	11.00

Duty Cycle CF (dB)	0.13	**Included in Calculations of Corr'd PSD**

Output Power Results

Channel	Frequency (MHz)	Antenna 6 Meas Power (dBm)	Antenna 5 Meas Power (dBm)	Total Corr'd Power (dBm)	Power Limit (dBm)	Power Margin (dB)
Low	5190	15.44	15.41	18.44	24.00	-5.56
High	5230	18.97	18.85	21.92	24.00	-2.08

PSD Results

Channel	Frequency (MHz)	Antenna 6 Meas PSD (dBm/1MHz)	Antenna 5 Meas PSD (dBm/1MHz)	Total Corr'd PSD (dBm/1MHz)	PSD Limit (dBm/ 1MHz)	PSD Margin (dB)
Low	5190	3.037	2.815	6.068	11.00	-4.932
High	5230	6.237	5.740	9.136	11.00	-1.864

LOW CHANNEL [ANT 6]

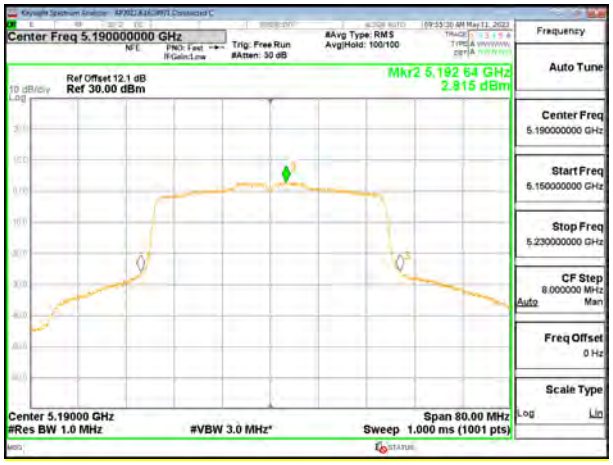

LOW CHANNEL [ANT 5]

UL VERIFICATION SERVICES INC.
47173 Benicia Street, Fremont, CA 94538; USA TEL:(510) 319-4000 FAX:(510) 661-0888

This report shall not be reproduced except in full, without the written approval of UL Verification Services Inc.

9.4.6. 802.11ax HE80 MODE IN THE 5.2 GHz BAND

1TX Antenna 6 MODE (FCC) MOBILE – 26 Tones, RU Index 0

Test Engineer:	19232
Test Date:	7/3/23

Antenna Gain and Limits

Channel	Frequency (MHz)	Directional Gain for Power (dBi)	Power Limit (dBm)	PSD Limit (dBm/ 1MHz)
Mid	5210	-3.20	24.00	11.00

Duty Cycle CF (dB)	0.00	**Included in Calculations of Corr'd PSD**

Output Power Results

Channel	Frequency (MHz)	Antenna 6 Meas Power (dBm)	Total Corr'd Power (dBm)	Power Limit (dBm)	Power Margin (dB)
Mid	5210	6.47	6.47	24.00	-17.53

PSD Results

Channel	Frequency (MHz)	Antenna 6 Meas PSD (dBm/1MHz)	Total Corr'd PSD (dBm/1MHz)	PSD Limit (dBm/ 1MHz)	PSD Margin (dB)
Mid	5210	3.204	3.204	11.00	-7.796

MID CHANNEL

UL VERIFICATION SERVICES INC.
47173 Benicia Street, Fremont, CA 94538; USA TEL:(510) 319-4000 FAX:(510) 661-0888

This report shall not be reproduced except in full, without the written approval of UL Verification Services Inc.

1TX Antenna 6 MODE (FCC) MOBILE – 26 Tones, RU Index 18

Test Engineer:	19232
Test Date:	7/3/23

Antenna Gain and Limits

Channel	Frequency (MHz)	Directional Gain for Power (dBi)	Power Limit (dBm)	PSD Limit (dBm/ 1MHz)
Mid	5210	-3.20	24.00	11.00

Duty Cycle CF (dB)	0.00	**Included in Calculations of Corr'd PSD**

Output Power Results

Channel	Frequency (MHz)	Antenna 6 Meas Power (dBm)	Total Corr'd Power (dBm)	Power Limit (dBm)	Power Margin (dB)
Mid	5210	6.37	6.37	24.00	-17.63

PSD Results

Channel	Frequency (MHz)	Antenna 6 Meas PSD (dBm/1MHz)	Total Corr'd PSD (dBm/1MHz)	PSD Limit (dBm/ 1MHz)	PSD Margin (dB)
Mid	5210	2.103	2.103	11.00	-8.897

MID CHANNEL

UL VERIFICATION SERVICES INC.
47173 Benicia Street, Fremont, CA 94538; USA TEL:(510) 319-4000 FAX:(510) 661-0888

This report shall not be reproduced except in full, without the written approval of UL Verification Services Inc.

1TX Antenna 6 MODE (FCC) MOBILE – 26 Tones, RU Index 36

Test Engineer:	19232
Test Date:	7/3/23

Antenna Gain and Limits

Channel	Frequency (MHz)	Directional Gain for Power (dBi)	Power Limit (dBm)	PSD Limit (dBm/ 1MHz)
Mid	5210	-3.20	24.00	11.00

Duty Cycle CF (dB)	0.00	**Included in Calculations of Corr'd PSD**

Output Power Results

Channel	Frequency (MHz)	Antenna 6 Meas Power (dBm)	Total Corr'd Power (dBm)	Power Limit (dBm)	Power Margin (dB)
Mid	5210	6.33	6.33	24.00	-17.67

PSD Results

Channel	Frequency (MHz)	Antenna 6 Meas PSD (dBm/1MHz)	Total Corr'd PSD (dBm/1MHz)	PSD Limit (dBm/ 1MHz)	PSD Margin (dB)
Mid	5210	3.340	3.340	11.00	-7.660

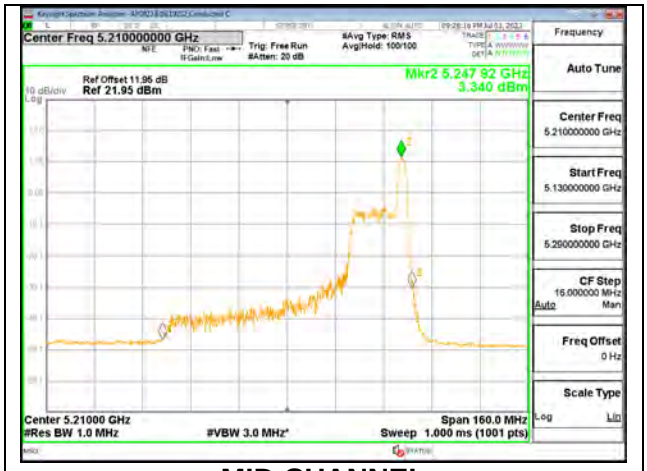

MID CHANNEL

UL VERIFICATION SERVICES INC.
47173 Benicia Street, Fremont, CA 94538; USA TEL:(510) 319-4000 FAX:(510) 661-0888

This report shall not be reproduced except in full, without the written approval of UL Verification Services Inc.

1TX Antenna 6 MODE (FCC) MOBILE – SU Mode

Test Engineer:	19232
Test Date:	7/3/23

Antenna Gain and Limits

Channel	Frequency (MHz)	Directional Gain for Power (dBi)	Power Limit (dBm)	PSD Limit (dBm/ 1MHz)
Mid	5210	-3.20	24.00	11.00

Duty Cycle CF (dB)	0.24	**Included in Calculations of Corr'd PSD**

Output Power Results

Channel	Frequency (MHz)	Antenna 6 Meas Power (dBm)	Total Corr'd Power (dBm)	Power Limit (dBm)	Power Margin (dB)
Mid	5210	16.42	16.42	24.00	-7.58

PSD Results

Channel	Frequency (MHz)	Antenna 6 Meas PSD (dBm/1MHz)	Total Corr'd PSD (dBm/1MHz)	PSD Limit (dBm/ 1MHz)	PSD Margin (dB)
Mid	5210	0.746	0.986	11.00	-10.014

MID CHANNEL

UL VERIFICATION SERVICES INC.
47173 Benicia Street, Fremont, CA 94538; USA TEL:(510) 319-4000 FAX:(510) 661-0888

This report shall not be reproduced except in full, without the written approval of UL Verification Services Inc.

1TX Antenna 5 MODE (FCC) MOBILE – 26 Tones, RU Index 0

Test Engineer:	19232
Test Date:	7/3/23

Antenna Gain and Limits

Channel	Frequency (MHz)	Directional Gain for Power (dBi)	Power Limit (dBm)	PSD Limit (dBm/ 1MHz)
Mid	5210	-4.50	24.00	11.00

Duty Cycle CF (dB)	0.00	**Included in Calculations of Corr'd PSD**

Output Power Results

Channel	Frequency (MHz)	Antenna 6 Meas Power (dBm)	Total Corr'd Power (dBm)	Power Limit (dBm)	Power Margin (dB)
Mid	5210	6.49	6.49	24.00	-17.51

PSD Results

Channel	Frequency (MHz)	Antenna 6 Meas PSD (dBm/1MHz)	Total Corr'd PSD (dBm/1MHz)	PSD Limit (dBm/ 1MHz)	PSD Margin (dB)
Mid	5210	3.303	3.303	11.00	-7.697

MID CHANNEL

UL VERIFICATION SERVICES INC.
47173 Benicia Street, Fremont, CA 94538; USA TEL:(510) 319-4000 FAX:(510) 661-0888

This report shall not be reproduced except in full, without the written approval of UL Verification Services Inc.

1TX Antenna 5 MODE (FCC) MOBILE – 26 Tones, RU Index 18

Test Engineer:	19232
Test Date:	7/3/23

Antenna Gain and Limits

Channel	Frequency (MHz)	Directional Gain for Power (dBi)	Power Limit (dBm)	PSD Limit (dBm/ 1MHz)
Mid	5210	-4.50	24.00	11.00

Duty Cycle CF (dB)	0.00	**Included in Calculations of Corr'd PSD**

Output Power Results

Channel	Frequency (MHz)	Antenna 5 Meas Power (dBm)	Total Corr'd Power (dBm)	Power Limit (dBm)	Power Margin (dB)
Mid	5210	6.45	6.45	24.00	-17.55

PSD Results

Channel	Frequency (MHz)	Antenna 6 Meas PSD (dBm/1MHz)	Total Corr'd PSD (dBm/1MHz)	PSD Limit (dBm/ 1MHz)	PSD Margin (dB)
Mid	5210	2.321	2.321	11.00	-8.679

MID CHANNEL

UL VERIFICATION SERVICES INC.
47173 Benicia Street, Fremont, CA 94538; USA TEL:(510) 319-4000 FAX:(510) 661-0888

This report shall not be reproduced except in full, without the written approval of UL Verification Services Inc.

1TX Antenna 5 MODE (FCC) MOBILE – 26 Tones, RU Index 36

Test Engineer:	19232
Test Date:	7/3/23

Antenna Gain and Limits

Channel	Frequency (MHz)	Directional Gain for Power (dBi)	Power Limit (dBm)	PSD Limit (dBm/ 1MHz)
Mid	5210	-4.50	24.00	11.00

Duty Cycle CF (dB)	0.00	**Included in Calculations of Corr'd PSD**

Output Power Results

Channel	Frequency (MHz)	Antenna 5 Meas Power (dBm)	Total Corr'd Power (dBm)	Power Limit (dBm)	Power Margin (dB)
Mid	5210	6.47	6.47	24.00	-17.53

PSD Results

Channel	Frequency (MHz)	Antenna 6 Meas PSD (dBm/1MHz)	Total Corr'd PSD (dBm/1MHz)	PSD Limit (dBm/ 1MHz)	PSD Margin (dB)
Mid	5210	3.681	3.681	11.00	-7.319

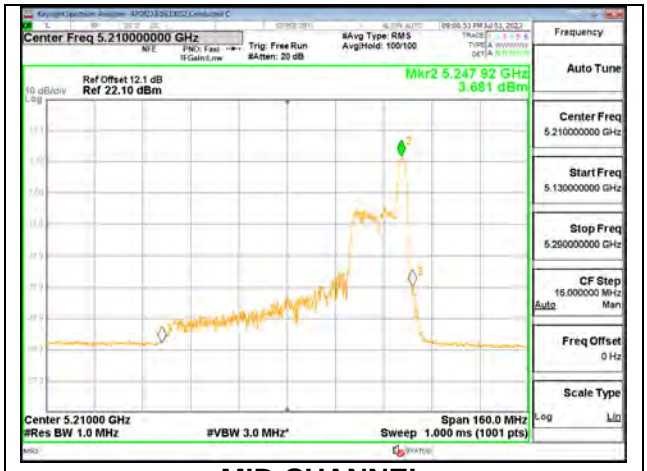

MID CHANNEL

UL VERIFICATION SERVICES INC.
47173 Benicia Street, Fremont, CA 94538; USA TEL:(510) 319-4000 FAX:(510) 661-0888

This report shall not be reproduced except in full, without the written approval of UL Verification Services Inc.

1TX Antenna 5 MODE (FCC) MOBILE – SU Mode

Test Engineer:	19232
Test Date:	8/6/23

Antenna Gain and Limits

Channel	Frequency (MHz)	Directional Gain for Power (dBi)	Power Limit (dBm)	PSD Limit (dBm/ 1MHz)
Mid	5210	-4.50	24.00	11.00

Duty Cycle CF (dB)	0.24	**Included in Calculations of Corr'd PSD**

Output Power Results

Channel	Frequency (MHz)	Antenna 5 Meas Power (dBm)	Total Corr'd Power (dBm)	Power Limit (dBm)	Power Margin (dB)
Mid	5210	16.47	16.47	24.00	-7.53

PSD Results

Channel	Frequency (MHz)	Antenna 6 Meas PSD (dBm/1MHz)	Total Corr'd PSD (dBm/1MHz)	PSD Limit (dBm/ 1MHz)	PSD Margin (dB)
Mid	5210	0.808	1.048	11.00	-9.952

MID CHANNEL

UL VERIFICATION SERVICES INC.
47173 Benicia Street, Fremont, CA 94538; USA TEL:(510) 319-4000 FAX:(510) 661-0888

This report shall not be reproduced except in full, without the written approval of UL Verification Services Inc.

2TX Antenna 6 + Antenna 5 OFDMA MODE (FCC) MOBILE – 26 Tones, RU Index 0

Test Engineer:	19232
Test Date:	7/3/23

Antenna Gain and Limits

Channel	Frequency (MHz)	Directional Gain for Power (dBi)	Directional Gain for PSD (dBi)	Power Limit (dBm)	PSD Limit (dBm/1MHz)
Mid	5210	-3.80	-0.82	24.00	11.00

Duty Cycle CF (dB)	0.00	**Included in Calculations of Corr'd PSD**

Output Power Results

Channel	Frequency (MHz)	Antenna 6 Meas Power (dBm)	Antenna 5 Meas Power (dBm)	Total Corr'd Power (dBm)	Power Limit (dBm)	Power Margin (dB)
Mid	5210	6.45	6.48	9.48	24.00	-14.52

PSD Results

Channel	Frequency (MHz)	Antenna 6 Meas PSD (dBm/1MHz)	Antenna 5 Meas PSD (dBm/1MHz)	Total Corr'd PSD (dBm/ 1MHz)	PSD Limit (dBm/ 1MHz)	PSD Margin (dB)
Mid	5210	3.766	3.784	6.785	11.00	-4.215

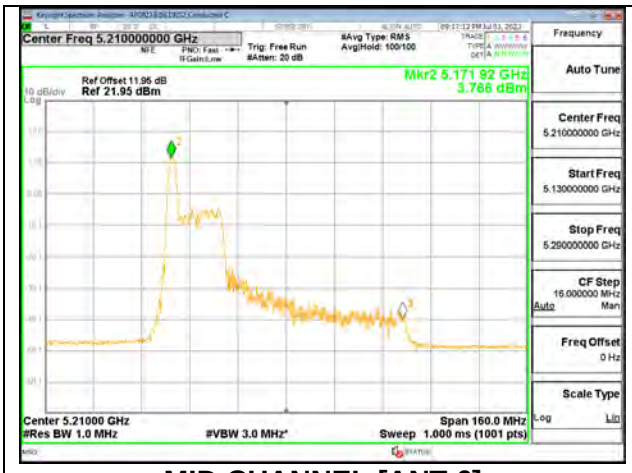

MID CHANNEL [ANT 6]

MID CHANNEL [ANT 5]

UL VERIFICATION SERVICES INC.
47173 Benicia Street, Fremont, CA 94538; USA TEL:(510) 319-4000 FAX:(510) 661-0888

This report shall not be reproduced except in full, without the written approval of UL Verification Services Inc.

2TX Antenna 6 + Antenna 5 OFDMA MODE (FCC) MOBILE – 26 Tones, RU Index 18

Test Engineer:	19232
Test Date:	7/3/23

Antenna Gain and Limits

Channel	Frequency (MHz)	Directional Gain for Power (dBi)	Directional Gain for PSD (dBi)	Power Limit (dBm)	PSD Limit (dBm/1MHz)
Mid	5210	-3.80	-0.82	24.00	11.00

Duty Cycle CF (dB)	0.00	**Included in Calculations of Corr'd PSD**

Output Power Results

Channel	Frequency (MHz)	Antenna 6 Meas Power (dBm)	Antenna 5 Meas Power (dBm)	Total Corr'd Power (dBm)	Power Limit (dBm)	Power Margin (dB)
Mid	5210	6.45	6.42	9.45	24.00	-14.55

PSD Results

Channel	Frequency (MHz)	Antenna 6 Meas PSD (dBm/1MHz)	Antenna 5 Meas PSD (dBm/1MHz)	Total Corr'd PSD (dBm/ 1MHz)	PSD Limit (dBm/ 1MHz)	PSD Margin (dB)
Mid	5210	2.212	2.150	5.191	11.00	-5.809

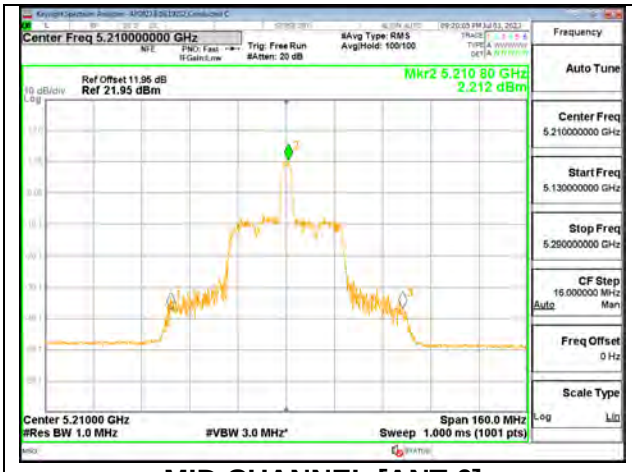

MID CHANNEL [ANT 6]

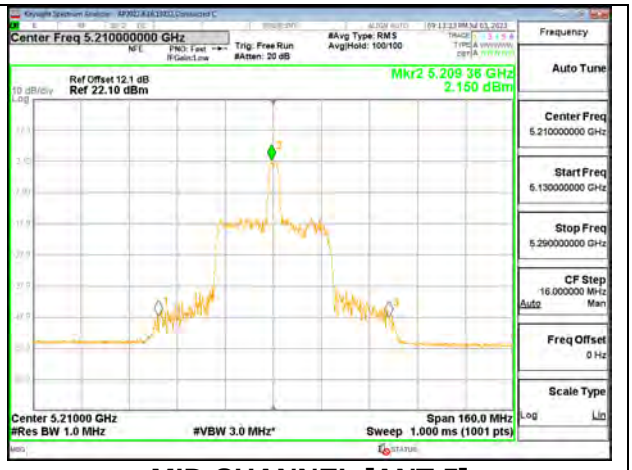

MID CHANNEL [ANT 5]

UL VERIFICATION SERVICES INC.
47173 Benicia Street, Fremont, CA 94538; USA TEL:(510) 319-4000 FAX:(510) 661-0888

This report shall not be reproduced except in full, without the written approval of UL Verification Services Inc.

2TX Antenna 6 + Antenna 5 OFDMA MODE (FCC) MOBILE – 26 Tones, RU Index 36

Test Engineer:	19232
Test Date:	7/3/23

Antenna Gain and Limits

Channel	Frequency (MHz)	Directional Gain for Power (dBi)	Directional Gain for PSD (dBi)	Power Limit (dBm)	PSD Limit (dBm/1MHz)
Mid	5210	-3.80	-0.82	24.00	11.00

Duty Cycle CF (dB)	0.00	**Included in Calculations of Corr'd PSD**

Output Power Results

Channel	Frequency (MHz)	Antenna 6 Meas Power (dBm)	Antenna 5 Meas Power (dBm)	Total Corr'd Power (dBm)	Power Limit (dBm)	Power Margin (dB)
Mid	5210	6.47	6.45	9.47	24.00	-14.53

PSD Results

Channel	Frequency (MHz)	Antenna 6 Meas PSD (dBm/1MHz)	Antenna 5 Meas PSD (dBm/1MHz)	Total Corr'd PSD (dBm/ 1MHz)	PSD Limit (dBm/ 1MHz)	PSD Margin (dB)
Mid	5210	3.437	3.199	6.330	11.00	-4.670

MID CHANNEL [ANT 6]

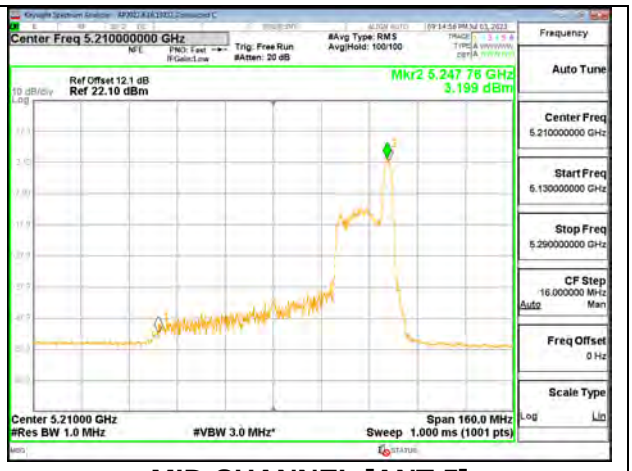

MID CHANNEL [ANT 5]

UL VERIFICATION SERVICES INC.
47173 Benicia Street, Fremont, CA 94538; USA TEL:(510) 319-4000 FAX:(510) 661-0888

This report shall not be reproduced except in full, without the written approval of UL Verification Services Inc.

2TX Antenna 6 + Antenna 5 OFDMA MODE (FCC) MOBILE – SU Mode

Test Engineer:	24971
Test Date:	5/11/23

Antenna Gain and Limits

Channel	Frequency (MHz)	Directional Gain for Power (dBi)	Directional Gain for PSD (dBi)	Power Limit (dBm)	PSD Limit (dBm/1MHz)
Mid	5210	-3.80	-0.82	24.00	11.00

Duty Cycle CF (dB)	0.24	**Included in Calculations of Corr'd PSD**

Output Power Results

Channel	Frequency (MHz)	Antenna 6 Meas Power (dBm)	Antenna 5 Meas Power (dBm)	Total Corr'd Power (dBm)	Power Limit (dBm)	Power Margin (dB)
Mid	5210	15.43	15.46	18.46	24.00	-5.54

PSD Results

Channel	Frequency (MHz)	Antenna 6 Meas PSD (dBm/1MHz)	Antenna 5 Meas PSD (dBm/1MHz)	Total Corr'd PSD (dBm/ 1MHz)	PSD Limit (dBm/ 1MHz)	PSD Margin (dB)
Mid	5210	-0.839	-0.662	2.501	11.00	-8.499

MID CHANNEL [ANT 6]

MID CHANNEL [ANT 5]

UL VERIFICATION SERVICES INC.
47173 Benicia Street, Fremont, CA 94538; USA TEL:(510) 319-4000 FAX:(510) 661-0888

This report shall not be reproduced except in full, without the written approval of UL Verification Services Inc.

9.4.7. 802.11n HT20 MODE IN THE 5.3 GHz BAND

1TX Antenna 6 MODE (FCC)

Test Engineer:	19232
Test Date:	7/4/2023

Bandwidth, Antenna Gain, and Limits

Channel	Frequency (MHz)	Min 26 dB BW (MHz)	Directional Gain (dBi)	Power Limit (dBm)	PSD Limit (dBm/1MHz)
Low	5260	20.71	-2.90	24.00	11.00
Mid	5300	21.09	-2.90	24.00	11.00
High	5320	21.02	-2.90	24.00	11.00

Duty Cycle CF (dB)	0.00	**Included in Calculations of Corr'd PSD**

Output Power Results

Channel	Frequency (MHz)	Antenna 6 Meas Power (dBm)	Total Corr'd Power (dBm)	Power Limit (dBm)	Power Margin (dB)
Low	5260	19.45	19.45	24.00	-4.55
Mid	5300	19.40	19.40	24.00	-4.60
High	5320	18.90	18.90	24.00	-5.10

PSD Results

Channel	Frequency (MHz)	Antenna 6 Meas PSD (dBm/1MHz)	Total Corr'd PSD (dBm/1MHz)	PSD Limit (dBm/1MHz)	PSD Margin (dB)
Low	5260	7.918	7.918	11.00	-3.082
Mid	5300	7.717	7.717	11.00	-3.283
High	5320	7.363	7.363	11.00	-3.637

MID CHANNEL

UL VERIFICATION SERVICES INC.
47173 Benicia Street, Fremont, CA 94538; USA TEL:(510) 319-4000 FAX:(510) 661-0888

This report shall not be reproduced except in full, without the written approval of UL Verification Services Inc.

1TX Antenna 5 MODE (FCC)

Test Engineer:	19232
Test Date:	7/4/2023

Bandwidth, Antenna Gain, and Limits

Channel	Frequency (MHz)	Min 26 dB BW (MHz)	Directional Gain (dBi)	Power Limit (dBm)	PSD Limit (dBm/1MHz)
Low	5260	21.25	-4.90	24.00	11.00
Mid	5300	20.56	-4.90	24.00	11.00
High	5320	20.90	-4.90	24.00	11.00

Duty Cycle CF (dB)	0.00	**Included in Calculations of Corr'd PSD**

Output Power Results

Channel	Frequency (MHz)	Antenna 5 Meas Power (dBm)	Total Corr'd Power (dBm)	Power Limit (dBm)	Power Margin (dB)
Low	5260	19.48	19.48	24.00	-4.52
Mid	5300	19.49	19.49	24.00	-4.51
High	5320	18.98	18.98	24.00	-5.02

PSD Results

Channel	Frequency (MHz)	Antenna 5 Meas PSD (dBm/1MHz)	Total Corr'd PSD (dBm/1MHz)	PSD Limit (dBm/1MHz)	PSD Margin (dB)
Low	5260	7.960	7.960	11.00	-3.040
Mid	5300	7.976	7.976	11.00	-3.024
High	5320	7.494	7.494	11.00	-3.506

MID CHANNEL

UL VERIFICATION SERVICES INC.
47173 Benicia Street, Fremont, CA 94538; USA TEL:(510) 319-4000 FAX:(510) 661-0888

This report shall not be reproduced except in full, without the written approval of UL Verification Services Inc.

2TX Antenna 6 + Antenna 5 CDD MODE (FCC)

Test Engineer:	19232
Test Date:	7/4/2023

Bandwidth, Antenna Gain, and Limits

Channel	Frequency (MHz)	Min 26 dB BW (MHz)	Directional Gain for Power (dBi)	Directional Gain for PSD (dBi)	Power Limit (dBm)	PSD Limit (dBm/1MHz)
Low	5260	20.78	-3.79	-0.83	24.00	11.00
Mid	5300	20.79	-3.79	-0.83	24.00	11.00
High	5320	20.62	-3.79	-0.83	24.00	11.00

Duty Cycle CF (dB)	0.00	**Included in Calculations of Corr'd PSD**

Output Power Results

Channel	Frequency (MHz)	Antenna 6 Meas Power (dBm)	Antenna 5 Meas Power (dBm)	Total Corr'd Power (dBm)	Power Limit (dBm)	Power Margin (dB)
Low	5260	16.40	16.45	19.44	24.00	-4.56
Mid	5300	16.47	16.49	19.49	24.00	-4.51
High	5320	16.35	16.33	19.35	24.00	-4.65

PSD Results

Channel	Frequency (MHz)	Antenna 6 Meas PSD (dBm/1MHz)	Antenna 5 Meas PSD (dBm/1MHz)	Total Corr'd PSD (dBm/1MHz)	PSD Limit (dBm/1MHz)	PSD Margin (dB)
Low	5260	4.958	5.009	7.994	11.00	-3.006
Mid	5300	5.089	5.111	8.110	11.00	-2.890
High	5320	4.799	4.763	7.791	11.00	-3.209

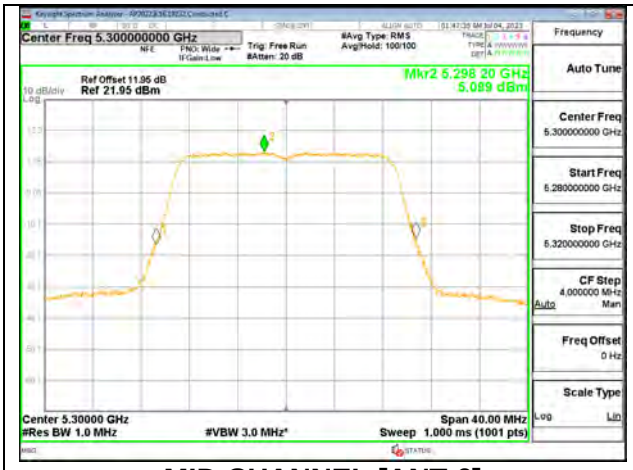

MID CHANNEL [ANT 6]

MID CHANNEL [ANT 5]

UL VERIFICATION SERVICES INC.
47173 Benicia Street, Fremont, CA 94538; USA TEL:(510) 319-4000 FAX:(510) 661-0888

This report shall not be reproduced except in full, without the written approval of UL Verification Services Inc.

9.4.8. 802.11n HT40 MODE IN THE 5.3 GHz BAND

1TX Antenna 6 MODE (FCC)

Test Engineer:	19232
Test Date:	7/4/2023

Bandwidth, Antenna Gain, and Limits

Channel	Frequency (MHz)	Min 26 dB BW (MHz)	Directional Gain (dBi)	Power Limit (dBm)	PSD Limit (dBm/1MHz)
Low	5270	40.65	-2.90	24.00	11.00
High	5310	40.15	-2.90	24.00	11.00

Duty Cycle CF (dB)	0.00	**Included in Calculations of Corr'd PSD**

Output Power Results

Channel	Frequency (MHz)	Antenna 6 Meas Power (dBm)	Total Corr'd Power (dBm)	Power Limit (dBm)	Power Margin (dB)
Low	5270	20.36	20.36	24.00	-3.64
High	5310	16.95	16.95	24.00	-7.05

PSD Results

Channel	Frequency (MHz)	Antenna 6 Meas PSD (dBm/1MHz)	Total Corr'd PSD (dBm/1MHz)	PSD Limit (dBm/1MHz)	PSD Margin (dB)
Low	5270	5.949	5.949	11.00	-5.051
High	5310	2.419	2.419	11.00	-8.581

LOW CHANNEL

UL VERIFICATION SERVICES INC.
47173 Benicia Street, Fremont, CA 94538; USA TEL:(510) 319-4000 FAX:(510) 661-0888

This report shall not be reproduced except in full, without the written approval of UL Verification Services Inc.

1TX Antenna 5 MODE (FCC)

Test Engineer:	19232
Test Date:	7/5/2023

Bandwidth, Antenna Gain, and Limits

Channel	Frequency (MHz)	Min 26 dB BW (MHz)	Directional Gain (dBi)	Power Limit (dBm)	PSD Limit (dBm/1MHz)
Low	5270	40.51	-4.90	24.00	11.00
High	5310	40.68	-4.90	24.00	11.00

Duty Cycle CF (dB)	0.00	**Included in Calculations of Corr'd PSD**

Output Power Results

Channel	Frequency (MHz)	Antenna 5 Meas Power (dBm)	Total Corr'd Power (dBm)	Power Limit (dBm)	Power Margin (dB)
Low	5270	20.31	20.31	24.00	-3.69
High	5310	16.97	16.97	24.00	-7.03

PSD Results

Channel	Frequency (MHz)	Antenna 5 Meas PSD (dBm/1MHz)	Total Corr'd PSD (dBm/1MHz)	PSD Limit (dBm/1MHz)	PSD Margin (dB)
Low	5270	5.797	5.797	11.00	-5.203
High	5310	2.438	2.438	11.00	-8.562

LOW CHANNEL

UL VERIFICATION SERVICES INC.
47173 Benicia Street, Fremont, CA 94538; USA TEL:(510) 319-4000 FAX:(510) 661-0888

This report shall not be reproduced except in full, without the written approval of UL Verification Services Inc.

2TX Antenna 6 + Antenna 5 CDD MODE (FCC)

Test Engineer:	19232
Test Date:	7/5/2023

Bandwidth, Antenna Gain, and Limits

Channel	Frequency (MHz)	Min 26 dB BW (MHz)	Directional Gain for Power (dBi)	Directional Gain for PSD (dBi)	Power Limit (dBm)	PSD Limit (dBm/1MHz)
Low	5270	40.58	-3.79	-0.83	24.00	11.00
High	5310	40.52	-3.79	-0.83	24.00	11.00

Duty Cycle CF (dB)	0.00	**Included in Calculations of Corr'd PSD**

Output Power Results

Channel	Frequency (MHz)	Antenna 6 Meas Power (dBm)	Antenna 5 Meas Power (dBm)	Total Corr'd Power (dBm)	Power Limit (dBm)	Power Margin (dB)
Low	5270	18.77	18.75	21.77	24.00	-2.23
High	5310	15.36	15.33	18.36	24.00	-5.64

PSD Results

Channel	Frequency (MHz)	Antenna 6 Meas PSD (dBm/1MHz)	Antenna 5 Meas PSD (dBm/1MHz)	Total Corr'd PSD (dBm/1MHz)	PSD Limit (dBm/1MHz)	PSD Margin (dB)
Low	5270	4.441	4.307	7.385	11.00	-3.615
High	5310	1.022	0.973	4.008	11.00	-6.992

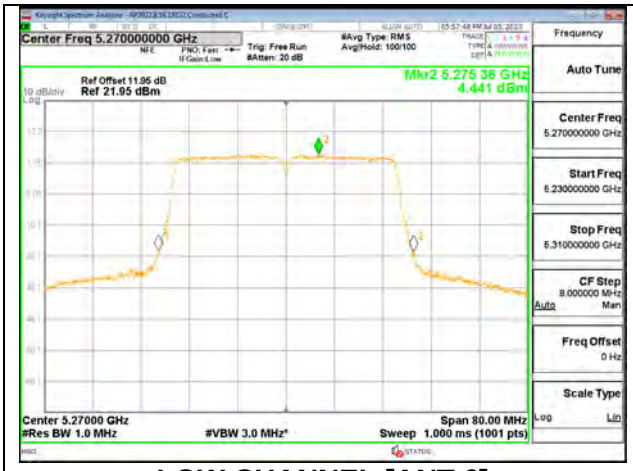

LOW CHANNEL [ANT 6]

LOW CHANNEL [ANT 5]

UL VERIFICATION SERVICES INC.
47173 Benicia Street, Fremont, CA 94538; USA TEL:(510) 319-4000 FAX:(510) 661-0888

This report shall not be reproduced except in full, without the written approval of UL Verification Services Inc.

9.4.9. 802.11ac VHT80 MODE IN THE 5.3 GHz BAND

1TX Antenna 6 MODE (FCC)

Test Engineer:	19232
Test Date:	7/5/2023

Bandwidth, Antenna Gain, and Limits

Channel	Frequency (MHz)	Min 26 dB BW (MHz)	Directional Gain (dBi)	Power Limit (dBm)	PSD Limit (dBm/1MHz)
Mid	5290	85.81	-2.90	24.00	11.00

Duty Cycle CF (dB)	0.00	**Included in Calculations of Corr'd PSD**

Output Power Results

Channel	Frequency (MHz)	Antenna 6 Meas Power (dBm)	Total Corr'd Power (dBm)	Power Limit (dBm)	Power Margin (dB)
Mid	5290	16.82	16.82	24.00	-7.18

PSD Results

Channel	Frequency (MHz)	Antenna 6 Meas PSD (dBm/1MHz)	Total Corr'd PSD (dBm/1MHz)	PSD Limit (dBm/1MHz)	PSD Margin (dB)
Mid	5290	0.373	0.373	11.00	-10.627

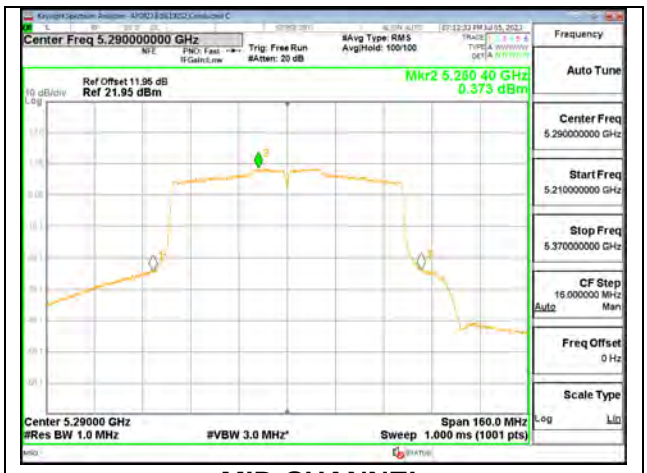

MID CHANNEL

UL VERIFICATION SERVICES INC.
47173 Benicia Street, Fremont, CA 94538; USA TEL:(510) 319-4000 FAX:(510) 661-0888

This report shall not be reproduced except in full, without the written approval of UL Verification Services Inc.

1TX Antenna 5 MODE (FCC)

Test Engineer:	19232
Test Date:	7/5/2023

Bandwidth, Antenna Gain, and Limits

Channel	Frequency (MHz)	Min 26 dB BW (MHz)	Directional Gain (dBi)	Power Limit (dBm)	PSD Limit (dBm/1MHz)
Mid	5290	81.36	-4.90	24.00	11.00

Duty Cycle CF (dB)	0.00	**Included in Calculations of Corr'd PSD**

Output Power Results

Channel	Frequency (MHz)	Antenna 5 Meas Power (dBm)	Total Corr'd Power (dBm)	Power Limit (dBm)	Power Margin (dB)
Mid	5290	16.87	16.87	24.00	-7.13

PSD Results

Channel	Frequency (MHz)	Antenna 5 Meas PSD (dBm/1MHz)	Total Corr'd PSD (dBm/1MHz)	PSD Limit (dBm/1MHz)	PSD Margin (dB)
Mid	5290	0.391	0.391	11.00	-10.609

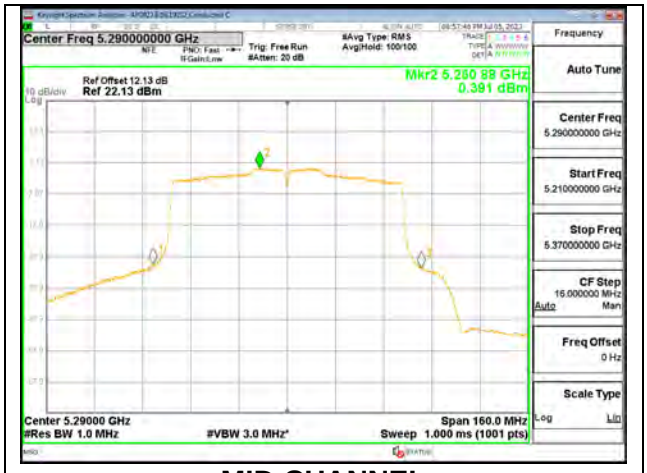

MID CHANNEL

UL VERIFICATION SERVICES INC.
47173 Benicia Street, Fremont, CA 94538; USA TEL:(510) 319-4000 FAX:(510) 661-0888

This report shall not be reproduced except in full, without the written approval of UL Verification Services Inc.

2TX Antenna 6 + Antenna 5 CDD MODE (FCC)

Test Engineer:	19232
Test Date:	7/5/2023

Bandwidth, Antenna Gain, and Limits

Channel	Frequency (MHz)	Min 26 dB BW (MHz)	Directional Gain for Power (dBi)	Directional Gain for PSD (dBi)	Power Limit (dBm)	PSD Limit (dBm/1MHz)
Mid	5290	81.39	-3.79	-0.83	24.00	11.00

Duty Cycle CF (dB)	0.00	**Included in Calculations of Corr'd PSD**

Output Power Results

Channel	Frequency (MHz)	Antenna 6 Meas Power (dBm)	Antenna 5 Meas Power (dBm)	Total Corr'd Power (dBm)	Power Limit (dBm)	Power Margin (dB)
Mid	5290	16.32	16.38	19.36	24.00	-4.64

PSD Results

Channel	Frequency (MHz)	Antenna 6 Meas PSD (dBm/1MHz)	Antenna 5 Meas PSD (dBm/1MHz)	Total Corr'd PSD (dBm/1MHz)	PSD Limit (dBm/1MHz)	PSD Margin (dB)
Mid	5290	0.018	0.081	3.060	11.00	-7.940

MID CHANNEL [ANT 6]

MID CHANNEL [ANT 5]

UL VERIFICATION SERVICES INC.
47173 Benicia Street, Fremont, CA 94538; USA TEL:(510) 319-4000 FAX:(510) 661-0888

This report shall not be reproduced except in full, without the written approval of UL Verification Services Inc.

9.4.10. 802.11ac VHT160 MODE IN THE 5.3 GHz BAND

1TX Antenna 6 MODE (FCC)

Test Engineer:	19232
Test Date:	7/5/2023

Bandwidth, Antenna Gain, and Limits

Channel	Frequency (MHz)	Min 26 dB BW (MHz)	Directional Gain (dBi)	Power Limit (dBm)	PSD Limit (dBm/1MHz)
Mid	5250	162.00	-2.90	24.00	11.00

Duty Cycle CF (dB)	0.35	**Included in Calculations of Corr'd PSD**

Output Power Results

Channel	Frequency (MHz)	Antenna 6 Meas Power (dBm)	Total Corr'd Power (dBm)	Power Limit (dBm)	Power Margin (dB)
Mid	5250	14.35	14.35	24.00	-9.65

PSD Results

Channel	Frequency (MHz)	Antenna 6 Meas PSD (dBm/1MHz)	Total Corr'd PSD (dBm/1MHz)	PSD Limit (dBm/1MHz)	PSD Margin (dB)
Mid	5250	-5.945	-5.595	11.00	-16.595

MID CHANNEL

UL VERIFICATION SERVICES INC.
47173 Benicia Street, Fremont, CA 94538; USA TEL:(510) 319-4000 FAX:(510) 661-0888

This report shall not be reproduced except in full, without the written approval of UL Verification Services Inc.

1TX Antenna 5 MODE (FCC)

Test Engineer:	19232
Test Date:	7/5/2023

Bandwidth, Antenna Gain, and Limits

Channel	Frequency (MHz)	Min 26 dB BW (MHz)	Directional Gain (dBi)	Power Limit (dBm)	PSD Limit (dBm/1MHz)
Mid	5250	161.70	-4.90	24.00	11.00

Duty Cycle CF (dB)	0.35	**Included in Calculations of Corr'd PSD**

Output Power Results

Channel	Frequency (MHz)	Antenna 5 Meas Power (dBm)	Total Corr'd Power (dBm)	Power Limit (dBm)	Power Margin (dB)
Mid	5250	14.41	14.41	24.00	-9.59

PSD Results

Channel	Frequency (MHz)	Antenna 5 Meas PSD (dBm/1MHz)	Total Corr'd PSD (dBm/1MHz)	PSD Limit (dBm/1MHz)	PSD Margin (dB)
Mid	5250	-5.736	-5.386	11.00	-16.386

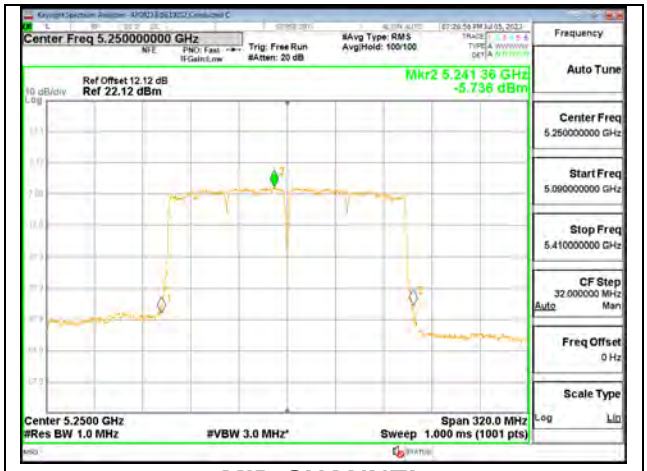

MID CHANNEL

UL VERIFICATION SERVICES INC.
47173 Benicia Street, Fremont, CA 94538; USA TEL:(510) 319-4000 FAX:(510) 661-0888

This report shall not be reproduced except in full, without the written approval of UL Verification Services Inc.

2TX Antenna 6 + Antenna 5 CDD MODE (FCC)

Test Engineer:	19232
Test Date:	7/5/2023

Bandwidth, Antenna Gain, and Limits

Channel	Frequency (MHz)	Min 26 dB BW (MHz)	Directional Gain for Power (dBi)	Directional Gain for PSD (dBi)	Power Limit (dBm)	PSD Limit (dBm/1MHz)
Mid	5250	161.80	-3.79	-0.83	24.00	11.00

Duty Cycle CF (dB)	0.35	**Included in Calculations of Corr'd PSD**

Output Power Results

Channel	Frequency (MHz)	Antenna 6 Meas Power (dBm)	Antenna 5 Meas Power (dBm)	Total Corr'd Power (dBm)	Power Limit (dBm)	Power Margin (dB)
Mid	5250	13.72	13.85	16.80	24.00	-7.20

PSD Results

Channel	Frequency (MHz)	Antenna 6 Meas PSD (dBm/1MHz)	Antenna 5 Meas PSD (dBm/1MHz)	Total Corr'd PSD (dBm/1MHz)	PSD Limit (dBm/1MHz)	PSD Margin (dB)
Mid	5250	-6.635	-6.220	-3.062	11.00	-14.062

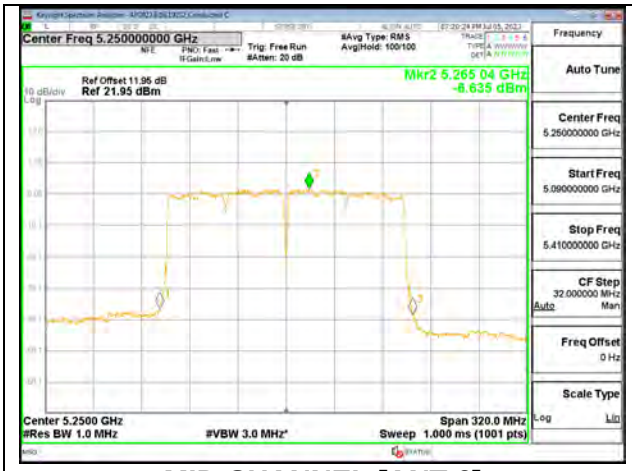

MID CHANNEL [ANT 6]

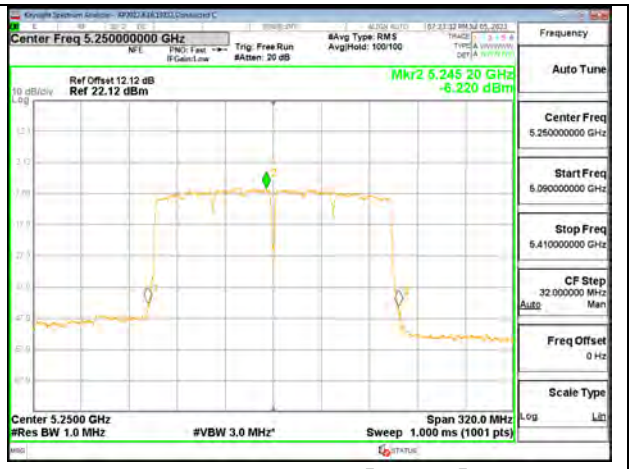

MID CHANNEL [ANT 5]

UL VERIFICATION SERVICES INC.
47173 Benicia Street, Fremont, CA 94538; USA TEL:(510) 319-4000 FAX:(510) 661-0888

This report shall not be reproduced except in full, without the written approval of UL Verification Services Inc.

9.4.11. 802.11ax HE20 MODE IN THE 5.3 GHz BAND

1TX Antenna 6 MODE (FCC) – 106 Tones, RU Index 53

Test Engineer:	33300
Test Date:	6/4/2023

Bandwidth, Antenna Gain, and Limits

Channel	Frequency (MHz)	Min 26 dB BW (MHz)	Directional Gain (dBi)	Power Limit (dBm)	PSD Limit (dBm/1MHz)
Low	5260	20.299	-2.90	24.00	11.00
Mid	5300	20.365	-2.90	24.00	11.00
High	5320	20.353	-2.90	24.00	11.00

Duty Cycle CF (dB)	0.00	**Included in Calculations of Corr'd PSD**

Output Power Results

Channel	Frequency (MHz)	Antenna 6 Meas Power (dBm)	Total Corr'd Power (dBm)	Power Limit (dBm)	Power Margin (dB)
Low	5260	17.41	17.41	24.00	-6.59
Mid	5300	17.38	17.38	24.00	-6.62
High	5320	17.30	17.30	24.00	-6.70

PSD Results

Channel	Frequency (MHz)	Antenna 6 Meas PSD (dBm/1MHz)	Total Corr'd PSD (dBm/1MHz)	PSD Limit (dBm/1MHz)	PSD Margin (dB)
Low	5260	9.006	9.006	11.00	-1.994
Mid	5300	8.975	8.975	11.00	-2.025
High	5320	8.726	8.726	11.00	-2.274

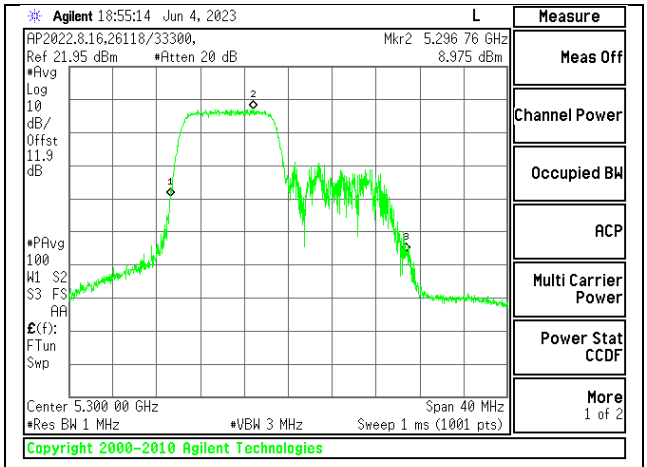

MID CHANNEL

UL VERIFICATION SERVICES INC.
47173 Benicia Street, Fremont, CA 94538; USA TEL:(510) 319-4000 FAX:(510) 661-0888

This report shall not be reproduced except in full, without the written approval of UL Verification Services Inc.

1TX Antenna 6 MODE (FCC) – 106 Tones, RU Index 54

Test Engineer:	33300
Test Date:	6/4/2023

Bandwidth, Antenna Gain, and Limits

Channel	Frequency (MHz)	Min 26 dB BW (MHz)	Directional Gain (dBi)	Power Limit (dBm)	PSD Limit (dBm/1MHz)
Low	5260	20.852	-2.90	24.00	11.00
Mid	5300	20.991	-2.90	24.00	11.00
High	5320	20.641	-2.90	24.00	11.00

Duty Cycle CF (dB)	0.00	**Included in Calculations of Corr'd PSD**

Output Power Results

Channel	Frequency (MHz)	Antenna 6 Meas Power (dBm)	Total Corr'd Power (dBm)	Power Limit (dBm)	Power Margin (dB)
Low	5260	17.44	17.44	24.00	-6.56
Mid	5300	17.47	17.47	24.00	-6.53
High	5320	17.40	17.40	24.00	-6.60

PSD Results

Channel	Frequency (MHz)	Antenna 6 Meas PSD (dBm/1MHz)	Total Corr'd PSD (dBm/1MHz)	PSD Limit (dBm/1MHz)	PSD Margin (dB)
Low	5260	8.808	8.808	11.00	-2.192
Mid	5300	8.892	8.892	11.00	-2.108
High	5320	8.782	8.782	11.00	-2.218

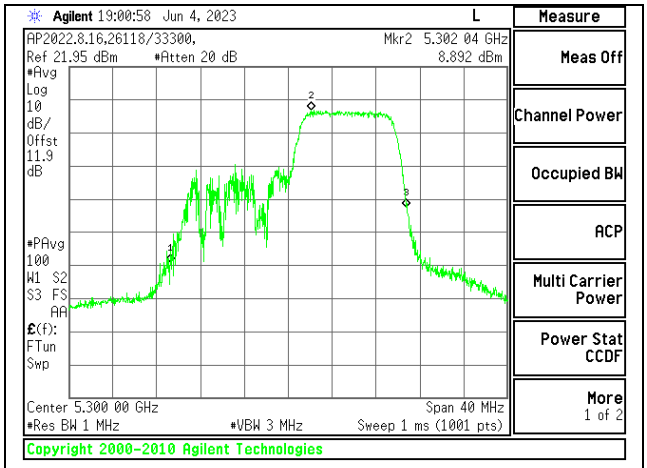

MID CHANNEL

UL VERIFICATION SERVICES INC.
47173 Benicia Street, Fremont, CA 94538; USA TEL:(510) 319-4000 FAX:(510) 661-0888

This report shall not be reproduced except in full, without the written approval of UL Verification Services Inc.

1TX Antenna 6 MODE (FCC) – SU Mode

Test Engineer:	28641
Test Date:	5/17/2023

Bandwidth, Antenna Gain, and Limits

Channel	Frequency (MHz)	Min 26 dB BW (MHz)	Directional Gain (dBi)	Power Limit (dBm)	PSD Limit (dBm/1MHz)
Low	5260	20.72	-2.90	24.00	11.00
Mid	5300	20.45	-2.90	24.00	11.00
High	5320	20.86	-2.90	24.00	11.00

Duty Cycle CF (dB)		**Included in Calculations of Corr'd PSD**

Output Power Results

Channel	Frequency (MHz)	Antenna 6 Meas Power (dBm)	Total Corr'd Power (dBm)	Power Limit (dBm)	Power Margin (dB)
Low	5260	19.43	19.43	24.00	-4.57
Mid	5300	19.38	19.38	24.00	-4.62
High	5320	17.85	17.85	24.00	-6.15

PSD Results

Channel	Frequency (MHz)	Antenna 6 Meas PSD (dBm/1MHz)	Total Corr'd PSD (dBm/1MHz)	PSD Limit (dBm/1MHz)	PSD Margin (dB)
Low	5260	9.153	9.153	11.00	-1.847
Mid	5300	8.709	8.709	11.00	-2.291
High	5320	7.327	7.327	11.00	-3.673

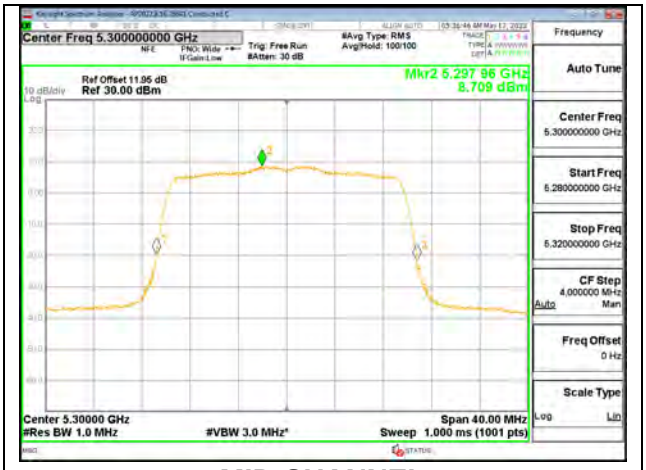

MID CHANNEL

UL VERIFICATION SERVICES INC.
47173 Benicia Street, Fremont, CA 94538; USA TEL:(510) 319-4000 FAX:(510) 661-0888

This report shall not be reproduced except in full, without the written approval of UL Verification Services Inc.

1TX Antenna 5 MODE (FCC) – 106 Tones, RU Index 53

Test Engineer:	26118/33300
Test Date:	06/04/2023

Bandwidth, Antenna Gain, and Limits

Channel	Frequency (MHz)	Min 26 dB BW (MHz)	Directional Gain (dBi)	Power Limit (dBm)	PSD Limit (dBm/1MHz)
Low	5260	20.391	-4.90	24.00	11.00
Mid	5300	20.471	-4.90	24.00	11.00
High	5320	20.456	-4.90	24.00	11.00

Duty Cycle CF (dB)		**Included in Calculations of Corr'd PSD**

Output Power Results

Channel	Frequency (MHz)	Antenna 5 Meas Power (dBm)	Total Corr'd Power (dBm)	Power Limit (dBm)	Power Margin (dB)
Low	5260	17.43	17.43	24.00	-6.57
Mid	5300	17.35	17.35	24.00	-6.65
High	5320	17.39	17.39	24.00	-6.61

PSD Results

Channel	Frequency (MHz)	Antenna 5 Meas PSD (dBm/1MHz)	Total Corr'd PSD (dBm/1MHz)	PSD Limit (dBm/1MHz)	PSD Margin (dB)
Low	5260	9.163	9.163	11.00	-1.837
Mid	5300	8.776	8.776	11.00	-2.224
High	5320	8.993	8.993	11.00	-2.007

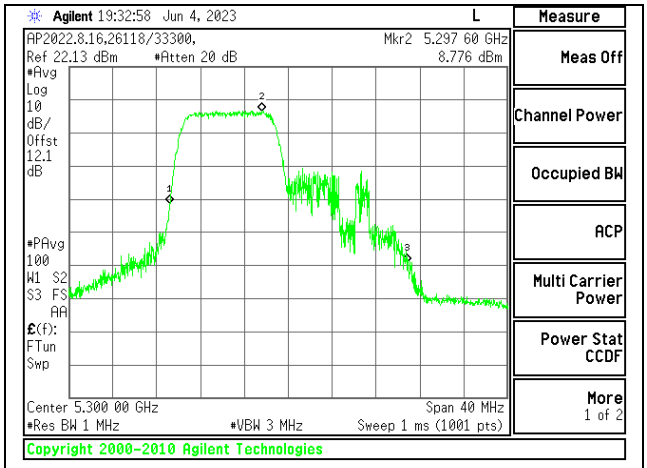

MID CHANNEL

UL VERIFICATION SERVICES INC.
47173 Benicia Street, Fremont, CA 94538; USA TEL:(510) 319-4000 FAX:(510) 661-0888

This report shall not be reproduced except in full, without the written approval of UL Verification Services Inc.

1TX Antenna 5 MODE (FCC) – 106 Tones, RU Index 54

Test Engineer:	33300
Test Date:	6/4/2023

Bandwidth, Antenna Gain, and Limits

Channel	Frequency (MHz)	Min 26 dB BW (MHz)	Directional Gain (dBi)	Power Limit (dBm)	PSD Limit (dBm/1MHz)
Low	5260	20.935	-4.90	24.00	11.00
Mid	5300	20.851	-4.90	24.00	11.00
High	5320	20.918	-4.90	24.00	11.00

Duty Cycle CF (dB)		**Included in Calculations of Corr'd PSD**

Output Power Results

Channel	Frequency (MHz)	Antenna 5 Meas Power (dBm)	Total Corr'd Power (dBm)	Power Limit (dBm)	Power Margin (dB)
Low	5260	17.38	17.38	24.00	-6.62
Mid	5300	17.49	17.49	24.00	-6.51
High	5320	17.45	17.45	24.00	-6.55

PSD Results

Channel	Frequency (MHz)	Antenna 5 Meas PSD (dBm/1MHz)	Total Corr'd PSD (dBm/1MHz)	PSD Limit (dBm/1MHz)	PSD Margin (dB)
Low	5260	8.736	8.736	11.00	-2.264
Mid	5300	9.119	9.119	11.00	-1.881
High	5320	8.812	8.812	11.00	-2.188

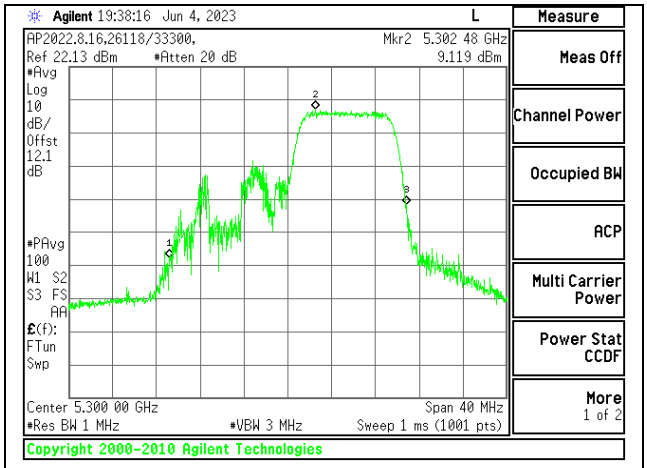

MID CHANNEL

UL VERIFICATION SERVICES INC.
47173 Benicia Street, Fremont, CA 94538; USA TEL:(510) 319-4000 FAX:(510) 661-0888

This report shall not be reproduced except in full, without the written approval of UL Verification Services Inc.

1TX Antenna 5 MODE (FCC) – SU Mode

Test Engineer:	26118
Test Date:	5/16/2023

Bandwidth, Antenna Gain, and Limits

Channel	Frequency (MHz)	Min 26 dB BW (MHz)	Directional Gain (dBi)	Power Limit (dBm)	PSD Limit (dBm/1MHz)
Low	5260	20.76	-4.90	24.00	11.00
Mid	5300	20.67	-4.90	24.00	11.00
High	5320	20.70	-4.90	24.00	11.00

Duty Cycle CF (dB)		**Included in Calculations of Corr'd PSD**

Output Power Results

Channel	Frequency (MHz)	Antenna 5 Meas Power (dBm)	Total Corr'd Power (dBm)	Power Limit (dBm)	Power Margin (dB)
Low	5260	19.48	19.48	24.00	-4.52
Mid	5300	19.40	19.40	24.00	-4.60
High	5320	17.99	17.99	24.00	-6.01

PSD Results

Channel	Frequency (MHz)	Antenna 5 Meas PSD (dBm/1MHz)	Total Corr'd PSD (dBm/1MHz)	PSD Limit (dBm/1MHz)	PSD Margin (dB)
Low	5260	9.206	9.206	11.00	-1.794
Mid	5300	8.959	8.959	11.00	-2.041
High	5320	7.812	7.812	11.00	-3.188

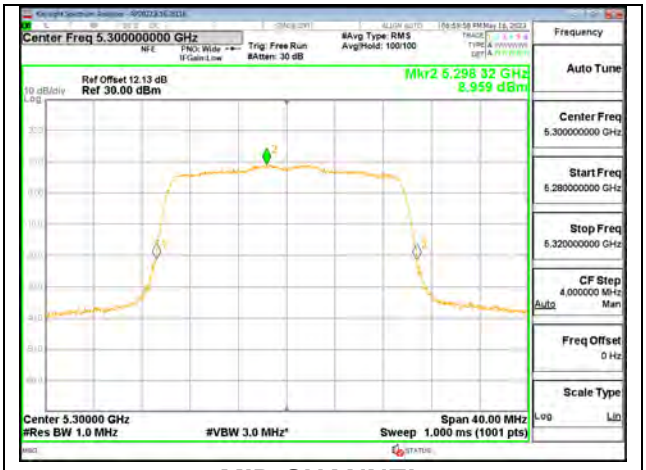

MID CHANNEL

UL VERIFICATION SERVICES INC.
47173 Benicia Street, Fremont, CA 94538; USA TEL:(510) 319-4000 FAX:(510) 661-0888

This report shall not be reproduced except in full, without the written approval of UL Verification Services Inc.

2TX Antenna 6 + Antenna 5 OFDMA MODE (FCC) – 106 Tones, RU Index 53

Test Engineer:	19232
Test Date:	7/5/2023

Bandwidth, Antenna Gain, and Limits

Channel	Frequency (MHz)	Min 26 dB BW (MHz)	Directional Gain for Power (dBi)	Directional Gain for PSD (dBi)	Power Limit (dBm)	PSD Limit (dBm/1MHz)
Low	5260	20.041	-3.79	-0.83	24.00	11.00
Mid	5300	20.161	-3.79	-0.83	24.00	11.00
High	5320	19.948	-3.79	-0.83	24.00	11.00

Duty Cycle CF (dB)		**Included in Calculations of Corr'd PSD**

Output Power Results

Channel	Frequency (MHz)	Antenna 6 Meas Power (dBm)	Antenna 5 Meas Power (dBm)	Total Corr'd Power (dBm)	Power Limit (dBm)	Power Margin (dB)
Low	5260	14.44	14.40	17.43	24.00	-6.57
Mid	5300	14.43	14.40	17.43	24.00	-6.57
High	5320	14.47	14.49	17.49	24.00	-6.51

PSD Results

Channel	Frequency (MHz)	Antenna 6 Meas PSD (dBm/1MHz)	Antenna 5 Meas PSD (dBm/1MHz)	Total Corr'd PSD (dBm/1MHz)	PSD Limit (dBm/1MHz)	PSD Margin (dB)
Low	5260	5.899	5.850	8.885	11.00	-2.115
Mid	5300	5.885	5.731	8.819	11.00	-2.181
High	5320	5.929	6.083	9.017	11.00	-1.983

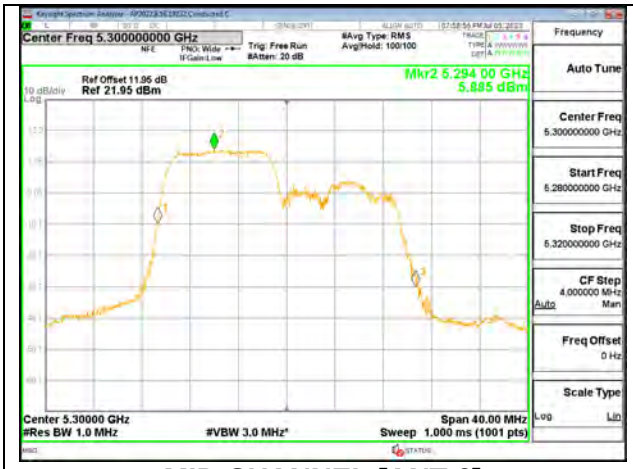

MID CHANNEL [ANT 6]

MID CHANNEL [ANT 5]

UL VERIFICATION SERVICES INC.
47173 Benicia Street, Fremont, CA 94538; USA TEL:(510) 319-4000 FAX:(510) 661-0888

This report shall not be reproduced except in full, without the written approval of UL Verification Services Inc.

2TX Antenna 6 + Antenna 5 OFDMA MODE (FCC) – 106 Tones, RU Index 54

Test Engineer:	19232
Test Date:	7/5/2023

Bandwidth, Antenna Gain, and Limits

Channel	Frequency (MHz)	Min 26 dB BW (MHz)	Directional Gain for Power (dBi)	Directional Gain for PSD (dBi)	Power Limit (dBm)	PSD Limit (dBm/1MHz)
Low	5260	19.863	-3.79	-0.83	23.98	11.00
Mid	5300	19.911	-3.79	-0.83	23.99	11.00
High	5320	19.825	-3.79	-0.83	23.97	11.00

Duty Cycle CF (dB)		**Included in Calculations of Corr'd PSD**

Output Power Results

Channel	Frequency (MHz)	Antenna 6 Meas Power (dBm)	Antenna 5 Meas Power (dBm)	Total Corr'd Power (dBm)	Power Limit (dBm)	Power Margin (dB)
Low	5260	14.49	14.30	17.41	23.98	-6.57
Mid	5300	14.37	14.46	17.43	23.99	-6.57
High	5320	14.47	14.35	17.42	23.97	-6.55

PSD Results

Channel	Frequency (MHz)	Antenna 6 Meas PSD (dBm/1MHz)	Antenna 5 Meas PSD (dBm/1MHz)	Total Corr'd PSD (dBm/1MHz)	PSD Limit (dBm/1MHz)	PSD Margin (dB)
Low	5260	5.976	5.814	8.906	11.00	-2.094
Mid	5300	5.880	5.932	8.916	11.00	-2.084
High	5320	5.970	5.851	8.921	11.00	-2.079

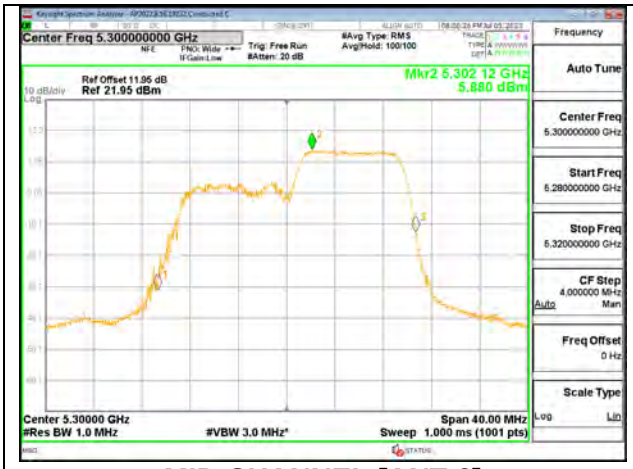

MID CHANNEL [ANT 6]

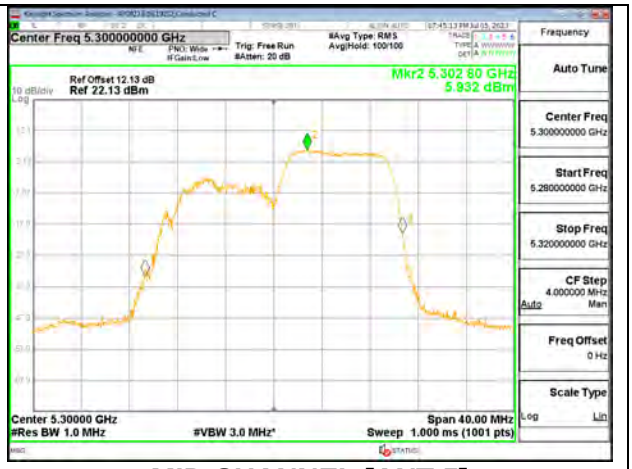

MID CHANNEL [ANT 5]

UL VERIFICATION SERVICES INC.
47173 Benicia Street, Fremont, CA 94538; USA TEL:(510) 319-4000 FAX:(510) 661-0888

This report shall not be reproduced except in full, without the written approval of UL Verification Services Inc.

2TX Antenna 6 + Antenna 5 OFDMA MODE (FCC) – SU Mode

Test Engineer:	28641
Test Date:	5/17/2023

Bandwidth, Antenna Gain, and Limits

Channel	Frequency (MHz)	Min 26 dB BW (MHz)	Directional Gain for Power (dBi)	Directional Gain for PSD (dBi)	Power Limit (dBm)	PSD Limit (dBm/1MHz)
Low	5260	20.45	-3.79	-0.83	24.00	11.00
Mid	5300	20.51	-3.79	-0.83	24.00	11.00
High	5320	21.14	-3.79	-0.83	24.00	11.00

Duty Cycle CF (dB)		**Included in Calculations of Corr'd PSD**

Output Power Results

Channel	Frequency (MHz)	Antenna 6 Meas Power (dBm)	Antenna 5 Meas Power (dBm)	Total Corr'd Power (dBm)	Power Limit (dBm)	Power Margin (dB)
Low	5260	16.33	16.47	19.41	24.00	-4.59
Mid	5300	16.35	16.44	19.41	24.00	-4.59
High	5320	16.49	16.40	19.46	24.00	-4.54

PSD Results

Channel	Frequency (MHz)	Antenna 6 Meas PSD (dBm/1MHz)	Antenna 5 Meas PSD (dBm/1MHz)	Total Corr'd PSD (dBm/1MHz)	PSD Limit (dBm/1MHz)	PSD Margin (dB)
Low	5260	5.536	5.821	8.691	11.00	-2.309
Mid	5300	5.588	5.819	8.715	11.00	-2.285
High	5320	5.859	5.748	8.814	11.00	-2.186

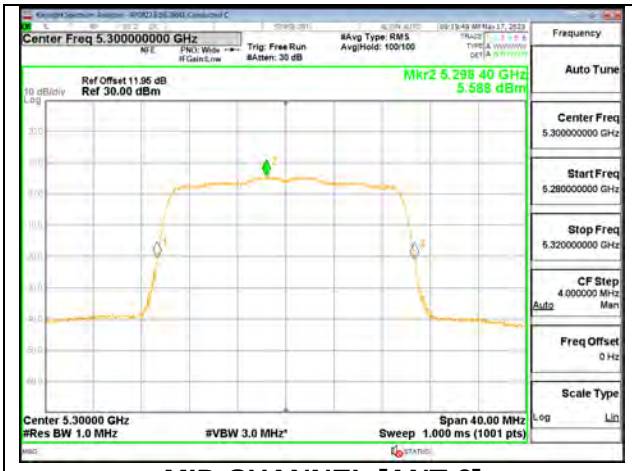

MID CHANNEL [ANT 6]

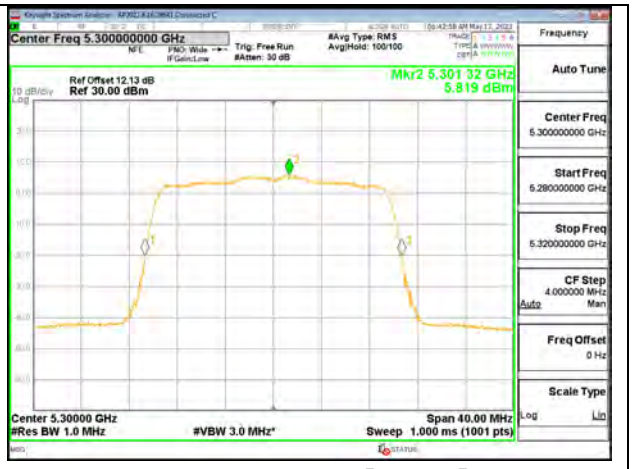

MID CHANNEL [ANT 5]

UL VERIFICATION SERVICES INC.
47173 Benicia Street, Fremont, CA 94538; USA TEL:(510) 319-4000 FAX:(510) 661-0888

This report shall not be reproduced except in full, without the written approval of UL Verification Services Inc.

9.4.12. 802.11ax HE40 MODE IN THE 5.3 GHz BAND

1TX Antenna 6 MODE (FCC) – 106 Tones, RU Index 53

Test Engineer:	33300
Test Date:	6/4/2023

Bandwidth, Antenna Gain, and Limits

Channel	Frequency (MHz)	Min 26 dB BW (MHz)	Directional Gain (dBi)	Power Limit (dBm)	PSD Limit (dBm/1MHz)
Low	5270	21.764	-2.90	24.00	11.00
High	5310	21.776	-2.90	24.00	11.00

Duty Cycle CF (dB)		**Included in Calculations of Corr'd PSD**

Output Power Results

Channel	Frequency (MHz)	Antenna 6 Meas Power (dBm)	Total Corr'd Power (dBm)	Power Limit (dBm)	Power Margin (dB)
Low	5270	15.47	15.47	24.00	-8.53
High	5310	14.89	14.89	24.00	-9.11

PSD Results

Channel	Frequency (MHz)	Antenna 6 Meas PSD (dBm/1MHz)	Total Corr'd PSD (dBm/1MHz)	PSD Limit (dBm/1MHz)	PSD Margin (dB)
Low	5270	8.968	8.968	11.00	-2.032
High	5310	6.858	6.858	11.00	-4.142

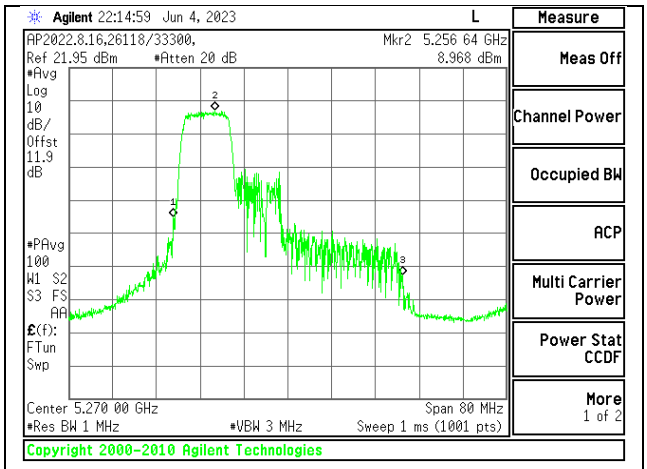

LOW CHANNEL

UL VERIFICATION SERVICES INC.
47173 Benicia Street, Fremont, CA 94538; USA TEL:(510) 319-4000 FAX:(510) 661-0888

This report shall not be reproduced except in full, without the written approval of UL Verification Services Inc.

1TX Antenna 6 MODE (FCC) – 106 Tones, RU Index 54

Test Engineer:	33300
Test Date:	6/4/2023

Bandwidth, Antenna Gain, and Limits

Channel	Frequency (MHz)	Min 26 dB BW (MHz)	Directional Gain (dBi)	Power Limit (dBm)	PSD Limit (dBm/1MHz)
Low	5270	27.590	-2.90	24.00	11.00
High	5310	27.555	-2.90	24.00	11.00

Duty Cycle CF (dB)		**Included in Calculations of Corr'd PSD**

Output Power Results

Channel	Frequency (MHz)	Antenna 6 Meas Power (dBm)	Total Corr'd Power (dBm)	Power Limit (dBm)	Power Margin (dB)
Low	5270	15.43	15.43	24.00	-8.57
High	5310	14.92	14.92	24.00	-9.08

PSD Results

Channel	Frequency (MHz)	Antenna 6 Meas PSD (dBm/1MHz)	Total Corr'd PSD (dBm/1MHz)	PSD Limit (dBm/1MHz)	PSD Margin (dB)
Low	5270	8.589	8.589	11.00	-2.411
High	5310	6.747	6.747	11.00	-4.253

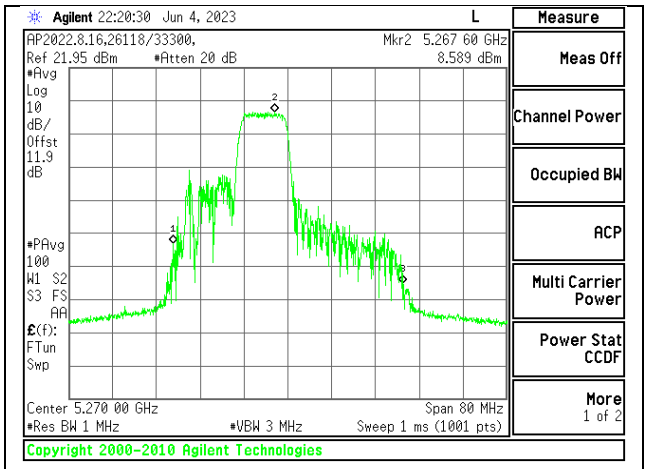

LOW CHANNEL

UL VERIFICATION SERVICES INC.
47173 Benicia Street, Fremont, CA 94538; USA TEL:(510) 319-4000 FAX:(510) 661-0888

This report shall not be reproduced except in full, without the written approval of UL Verification Services Inc.

1TX Antenna 6 MODE (FCC) – 106 Tones, RU Index 56

Test Engineer:	26118/33300
Test Date:	6/4/2023

Bandwidth, Antenna Gain, and Limits

Channel	Frequency (MHz)	Min 26 dB BW (MHz)	Directional Gain (dBi)	Power Limit (dBm)	PSD Limit (dBm/1MHz)
Low	5270	22.534	-2.90	24.00	11.00
High	5310	22.711	-2.90	24.00	11.00

Duty Cycle CF (dB)		**Included in Calculations of Corr'd PSD**

Output Power Results

Channel	Frequency (MHz)	Antenna 6 Meas Power (dBm)	Total Corr'd Power (dBm)	Power Limit (dBm)	Power Margin (dB)
Low	5270	15.46	15.46	24.00	-8.54
High	5310	14.89	14.89	24.00	-9.11

PSD Results

Channel	Frequency (MHz)	Antenna 6 Meas PSD (dBm/1MHz)	Total Corr'd PSD (dBm/1MHz)	PSD Limit (dBm/1MHz)	PSD Margin (dB)
Low	5270	8.640	8.640	11.00	-2.360
High	5310	6.921	6.921	11.00	-4.079

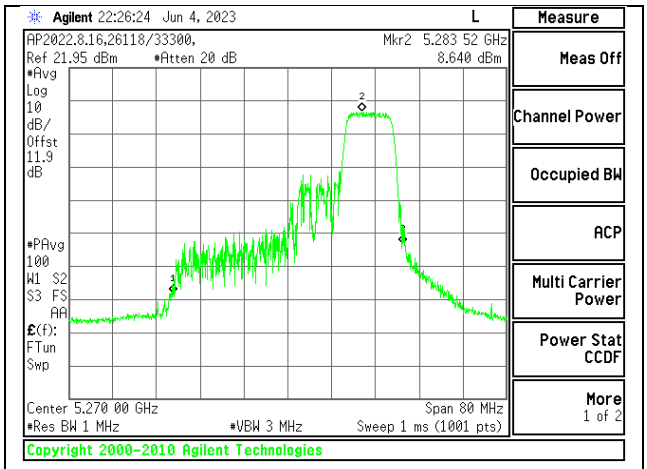

LOW CHANNEL

UL VERIFICATION SERVICES INC.
47173 Benicia Street, Fremont, CA 94538; USA TEL:(510) 319-4000 FAX:(510) 661-0888

This report shall not be reproduced except in full, without the written approval of UL Verification Services Inc.

1TX Antenna 6 MODE (FCC) – SU Mode

Test Engineer:	28641
Test Date:	5/17/2023

Bandwidth, Antenna Gain, and Limits

Channel	Frequency (MHz)	Min 26 dB BW (MHz)	Directional Gain (dBi)	Power Limit (dBm)	PSD Limit (dBm/1MHz)
Low	5270	40.65	-2.90	24.00	11.00
High	5310	40.86	-2.90	24.00	11.00

Duty Cycle CF (dB)	0.13	**Included in Calculations of Corr'd PSD**

Output Power Results

Channel	Frequency (MHz)	Antenna 6 Meas Power (dBm)	Total Corr'd Power (dBm)	Power Limit (dBm)	Power Margin (dB)
Low	5270	20.45	20.45	24.00	-3.55
High	5310	15.88	15.88	24.00	-8.12

PSD Results

Channel	Frequency (MHz)	Antenna 6 Meas PSD (dBm/1MHz)	Total Corr'd PSD (dBm/1MHz)	PSD Limit (dBm/1MHz)	PSD Margin (dB)
Low	5270	6.956	7.086	11.00	-3.914
High	5310	2.325	2.455	11.00	-8.545

LOW CHANNEL

UL VERIFICATION SERVICES INC.
47173 Benicia Street, Fremont, CA 94538; USA TEL:(510) 319-4000 FAX:(510) 661-0888

This report shall not be reproduced except in full, without the written approval of UL Verification Services Inc.

1TX Antenna 5 MODE (FCC) – 106 Tones, RU Index 53

Test Engineer:	26118/33300
Test Date:	6/4/2023

Bandwidth, Antenna Gain, and Limits

Channel	Frequency (MHz)	Min 26 dB BW (MHz)	Directional Gain (dBi)	Power Limit (dBm)	PSD Limit (dBm/1MHz)
Low	5270	21.863	-4.90	24.00	11.00
High	5310	21.684	-4.90	24.00	11.00

Duty Cycle CF (dB)		**Included in Calculations of Corr'd PSD**

Output Power Results

Channel	Frequency (MHz)	Antenna 5 Meas Power (dBm)	Total Corr'd Power (dBm)	Power Limit (dBm)	Power Margin (dB)
Low	5270	15.45	15.45	24.00	-8.55
High	5310	14.85	14.85	24.00	-9.15

PSD Results

Channel	Frequency (MHz)	Antenna 5 Meas PSD (dBm/1MHz)	Total Corr'd PSD (dBm/1MHz)	PSD Limit (dBm/1MHz)	PSD Margin (dB)
Low	5270	8.867	8.867	11.00	-2.133
High	5310	6.794	6.794	11.00	-4.206

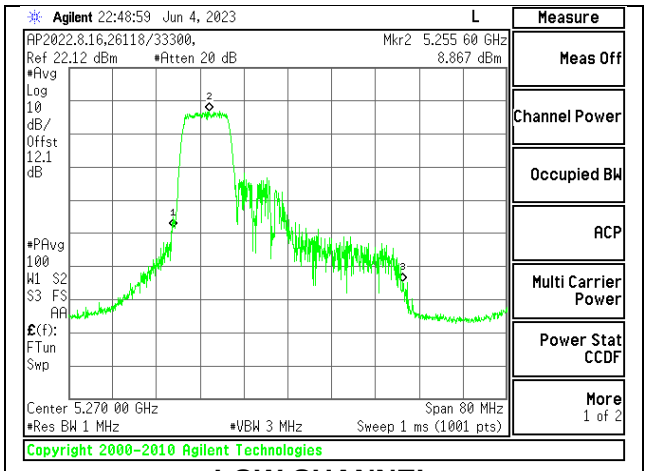

LOW CHANNEL

UL VERIFICATION SERVICES INC.
47173 Benicia Street, Fremont, CA 94538; USA TEL:(510) 319-4000 FAX:(510) 661-0888

This report shall not be reproduced except in full, without the written approval of UL Verification Services Inc.

1TX Antenna 5 MODE (FCC) – 106 Tones, RU Index 54

Test Engineer:	33300
Test Date:	6/4/2023

Bandwidth, Antenna Gain, and Limits

Channel	Frequency (MHz)	Min 26 dB BW (MHz)	Directional Gain (dBi)	Power Limit (dBm)	PSD Limit (dBm/1MHz)
Low	5270	27.770	-4.90	24.00	11.00
High	5310	27.211	-4.90	24.00	11.00

Duty Cycle CF (dB)		**Included in Calculations of Corr'd PSD**

Output Power Results

Channel	Frequency (MHz)	Antenna 5 Meas Power (dBm)	Total Corr'd Power (dBm)	Power Limit (dBm)	Power Margin (dB)
Low	5270	15.49	15.49	24.00	-8.51
High	5310	14.96	14.96	24.00	-9.04

PSD Results

Channel	Frequency (MHz)	Antenna 5 Meas PSD (dBm/1MHz)	Total Corr'd PSD (dBm/1MHz)	PSD Limit (dBm/1MHz)	PSD Margin (dB)
Low	5270	8.745	8.745	11.00	-2.255
High	5310	6.769	6.769	11.00	-4.231

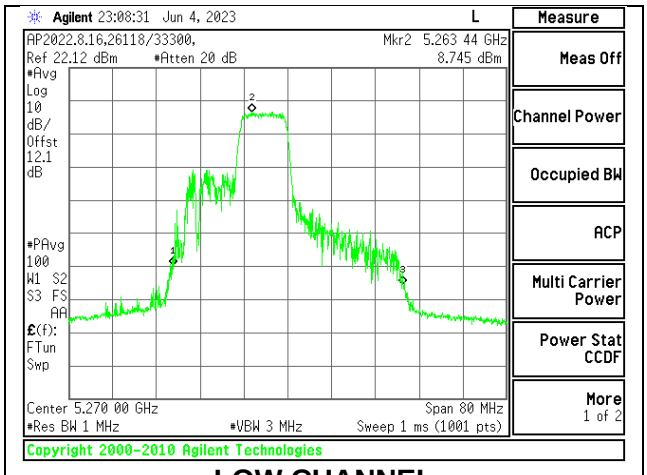

LOW CHANNEL

UL VERIFICATION SERVICES INC.
47173 Benicia Street, Fremont, CA 94538; USA TEL:(510) 319-4000 FAX:(510) 661-0888

This report shall not be reproduced except in full, without the written approval of UL Verification Services Inc.

1TX Antenna 5 MODE (FCC) – 106 Tones, RU Index 56

Test Engineer:	33300
Test Date:	6/4/2023

Bandwidth, Antenna Gain, and Limits

Channel	Frequency (MHz)	Min 26 dB BW (MHz)	Directional Gain (dBi)	Power Limit (dBm)	PSD Limit (dBm/1MHz)
Low	5270	22.80	-4.90	24.00	11.00
High	5310	22.06	-4.90	24.00	11.00

Duty Cycle CF (dB)		**Included in Calculations of Corr'd PSD**

Output Power Results

Channel	Frequency (MHz)	Antenna 5 Meas Power (dBm)	Total Corr'd Power (dBm)	Power Limit (dBm)	Power Margin (dB)
Low	5270	15.41	15.41	24.00	-8.59
High	5310	14.85	14.85	24.00	-9.15

PSD Results

Channel	Frequency (MHz)	Antenna 5 Meas PSD (dBm/1MHz)	Total Corr'd PSD (dBm/1MHz)	PSD Limit (dBm/1MHz)	PSD Margin (dB)
Low	5270	8.418	8.418	11.00	-2.582
High	5310	6.848	6.848	11.00	-4.152

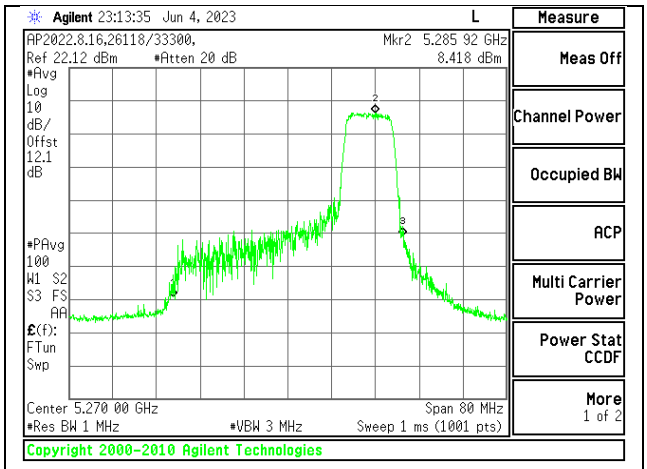

LOW CHANNEL

UL VERIFICATION SERVICES INC.
47173 Benicia Street, Fremont, CA 94538; USA TEL:(510) 319-4000 FAX:(510) 661-0888

This report shall not be reproduced except in full, without the written approval of UL Verification Services Inc.

1TX Antenna 5 MODE (FCC) – SU Mode

Test Engineer:	28641
Test Date:	5/17/2023

Bandwidth, Antenna Gain, and Limits

Channel	Frequency (MHz)	Min 26 dB BW (MHz)	Directional Gain (dBi)	Power Limit (dBm)	PSD Limit (dBm/1MHz)
Low	5270	40.29	-4.90	24.00	11.00
High	5310	40.66	-4.90	24.00	11.00

Duty Cycle CF (dB)	0.13	**Included in Calculations of Corr'd PSD**

Output Power Results

Channel	Frequency (MHz)	Antenna 5 Meas Power (dBm)	Total Corr'd Power (dBm)	Power Limit (dBm)	Power Margin (dB)
Low	5270	20.41	20.41	24.00	-3.59
High	5310	15.91	15.91	24.00	-8.09

PSD Results

Channel	Frequency (MHz)	Antenna 5 Meas PSD (dBm/1MHz)	Total Corr'd PSD (dBm/1MHz)	PSD Limit (dBm/1MHz)	PSD Margin (dB)
Low	5270	6.797	6.927	11.00	-4.073
High	5310	2.344	2.474	11.00	-8.526

LOW CHANNEL

UL VERIFICATION SERVICES INC.
47173 Benicia Street, Fremont, CA 94538; USA TEL:(510) 319-4000 FAX:(510) 661-0888

This report shall not be reproduced except in full, without the written approval of UL Verification Services Inc.

2TX Antenna 6 + Antenna 5 OFDMA MODE (FCC) – 106 Tones, RU Index 53

Test Engineer:	33300
Test Date:	6/4/2023

Bandwidth, Antenna Gain, and Limits

Channel	Frequency (MHz)	Min 26 dB BW (MHz)	Directional Gain for Power (dBi)	Directional Gain for PSD (dBi)	Power Limit (dBm)	PSD Limit (dBm/1MHz)
Low	5270	20.906	-3.79	-0.83	24.00	11.00
High	5310	21.720	-3.79	-0.83	24.00	11.00

Duty Cycle CF (dB)		**Included in Calculations of Corr'd PSD**

Output Power Results

Channel	Frequency (MHz)	Antenna 6 Meas Power (dBm)	Antenna 5 Meas Power (dBm)	Total Corr'd Power (dBm)	Power Limit (dBm)	Power Margin (dB)
Low	5270	14.36	14.30	17.34	24.00	-6.66
High	5310	14.44	14.42	17.44	24.00	-6.56

PSD Results

Channel	Frequency (MHz)	Antenna 6 Meas PSD (dBm/1MHz)	Antenna 5 Meas PSD (dBm/1MHz)	Total Corr'd PSD (dBm/1MHz)	PSD Limit (dBm/1MHz)	PSD Margin (dB)
Low	5270	6.106	6.036	9.081	11.00	-1.919
High	5310	6.477	6.355	9.427	11.00	-1.573

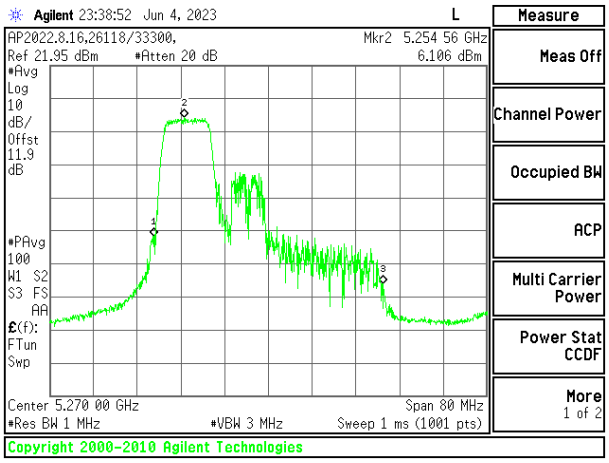

LOW CHANNEL [ANT 6]

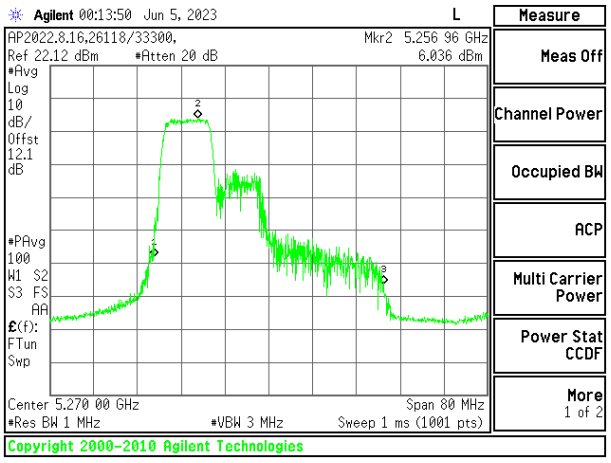

LOW CHANNEL [ANT 5]

UL VERIFICATION SERVICES INC.
47173 Benicia Street, Fremont, CA 94538; USA TEL:(510) 319-4000 FAX:(510) 661-0888

This report shall not be reproduced except in full, without the written approval of UL Verification Services Inc.

2TX Antenna 6 + Antenna 5 OFDMA MODE (FCC) – 106 Tones, RU Index 54

Test Engineer:	33300
Test Date:	6/4/2023, 6/5/2023

Bandwidth, Antenna Gain, and Limits

Channel	Frequency (MHz)	Min 26 dB BW (MHz)	Directional Gain for Power (dBi)	Directional Gain for PSD (dBi)	Power Limit (dBm)	PSD Limit (dBm/1MHz)
Low	5270	26.347	-3.79	-0.83	24.00	11.00
High	5310	26.197	-3.79	-0.83	24.00	11.00

Duty Cycle CF (dB)		**Included in Calculations of Corr'd PSD**

Output Power Results

Channel	Frequency (MHz)	Antenna 6 Meas Power (dBm)	Antenna 5 Meas Power (dBm)	Total Corr'd Power (dBm)	Power Limit (dBm)	Power Margin (dB)
Low	5270	14.48	14.46	17.48	24.00	-6.52
High	5310	14.38	14.42	17.41	24.00	-6.59

PSD Results

Channel	Frequency (MHz)	Antenna 6 Meas PSD (dBm/1MHz)	Antenna 5 Meas PSD (dBm/1MHz)	Total Corr'd PSD (dBm/1MHz)	PSD Limit (dBm/1MHz)	PSD Margin (dB)
Low	5270	6.393	6.328	9.371	11.00	-1.629
High	5310	6.056	6.204	9.141	11.00	-1.859

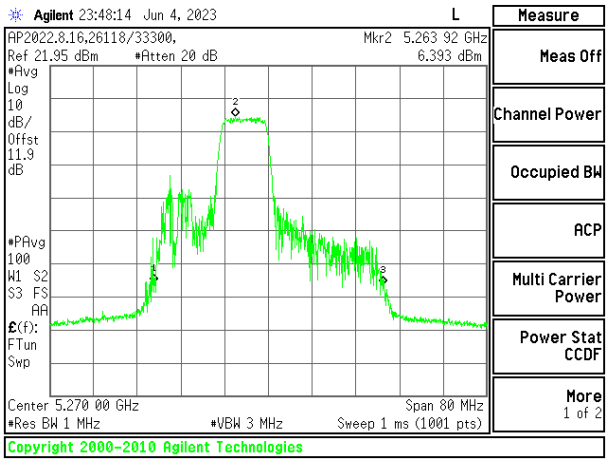

LOW CHANNEL [ANT 6]

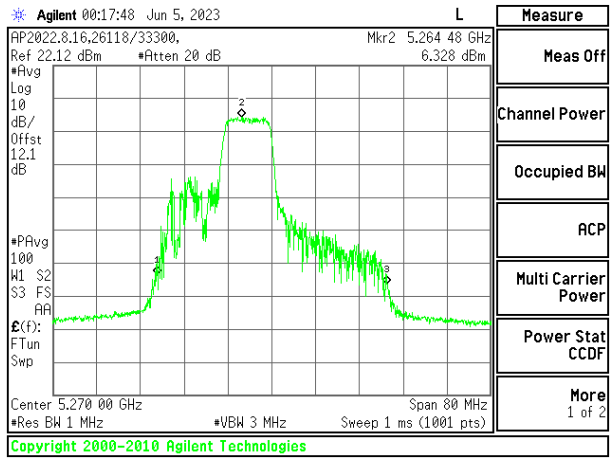

LOW CHANNEL [ANT 5]

UL VERIFICATION SERVICES INC.
47173 Benicia Street, Fremont, CA 94538; USA TEL:(510) 319-4000 FAX:(510) 661-0888

This report shall not be reproduced except in full, without the written approval of UL Verification Services Inc.

2TX Antenna 6 + Antenna 5 OFDMA MODE (FCC) – 106 Tones, RU Index 56

Test Engineer:	33300
Test Date:	6/4/2023, 6/5/2023

Bandwidth, Antenna Gain, and Limits

Channel	Frequency (MHz)	Min 26 dB BW (MHz)	Directional Gain for Power (dBi)	Directional Gain for PSD (dBi)	Power Limit (dBm)	PSD Limit (dBm/1MHz)
Low	5270	22.610	-3.79	-0.83	24.00	11.00
High	5310	21.189	-3.79	-0.83	24.00	11.00

Duty Cycle CF (dB)		**Included in Calculations of Corr'd PSD**

Output Power Results

Channel	Frequency (MHz)	Antenna 6 Meas Power (dBm)	Antenna 5 Meas Power (dBm)	Total Corr'd Power (dBm)	Power Limit (dBm)	Power Margin (dB)
Low	5270	14.41	14.40	17.42	24.00	-6.58
High	5310	14.31	14.35	17.34	24.00	-6.66

PSD Results

Channel	Frequency (MHz)	Antenna 6 Meas PSD (dBm/1MHz)	Antenna 5 Meas PSD (dBm/1MHz)	Total Corr'd PSD (dBm/1MHz)	PSD Limit (dBm/1MHz)	PSD Margin (dB)
Low	5270	6.435	6.357	9.406	11.00	-1.594
High	5310	6.222	6.331	9.287	11.00	-1.713

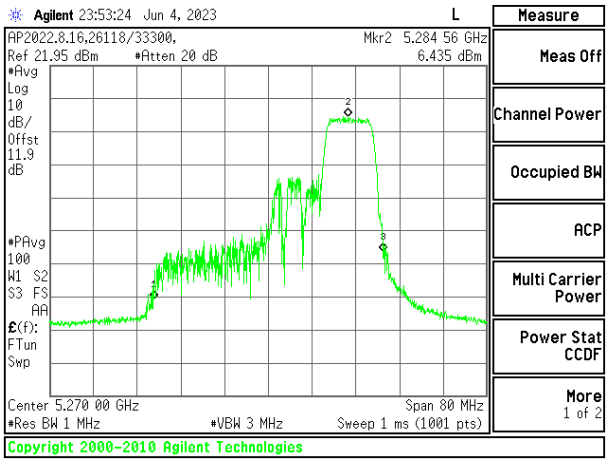

LOW CHANNEL [ANT 6]

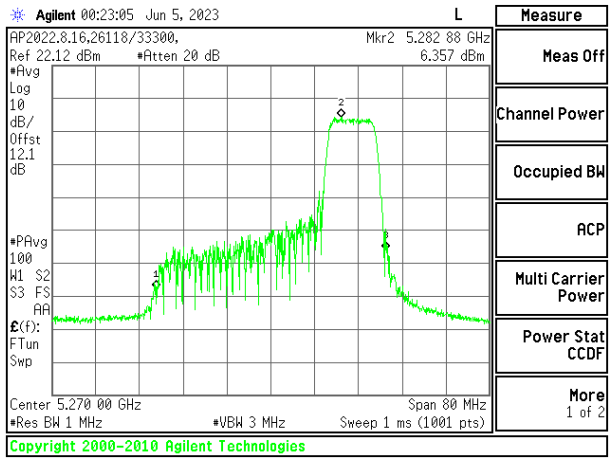

LOW CHANNEL [ANT 5]

UL VERIFICATION SERVICES INC.
47173 Benicia Street, Fremont, CA 94538; USA TEL:(510) 319-4000 FAX:(510) 661-0888

This report shall not be reproduced except in full, without the written approval of UL Verification Services Inc.

2TX Antenna 6 + Antenna 5 OFDMA MODE (FCC) – SU Mode

Test Engineer:	28641
Test Date:	5/17/2023

Bandwidth, Antenna Gain, and Limits

Channel	Frequency (MHz)	Min 26 dB BW (MHz)	Directional Gain for Power (dBi)	Directional Gain for PSD (dBi)	Power Limit (dBm)	PSD Limit (dBm/1MHz)
Low	5270	40.18	-3.79	-0.83	24.00	11.00
High	5310	41.08	-3.79	-0.83	24.00	11.00

Duty Cycle CF (dB)	0.13	**Included in Calculations of Corr'd PSD**

Output Power Results

Channel	Frequency (MHz)	Antenna 6 Meas Power (dBm)	Antenna 5 Meas Power (dBm)	Total Corr'd Power (dBm)	Power Limit (dBm)	Power Margin (dB)
Low	5270	18.84	18.82	21.84	24.00	-2.16
High	5310	15.37	15.42	18.41	24.00	-5.59

PSD Results

Channel	Frequency (MHz)	Antenna 6 Meas PSD (dBm/1MHz)	Antenna 5 Meas PSD (dBm/1MHz)	Total Corr'd PSD (dBm/1MHz)	PSD Limit (dBm/1MHz)	PSD Margin (dB)
Low	5270	5.542	5.534	8.678	11.00	-2.322
High	5310	1.938	1.973	5.096	11.00	-5.904

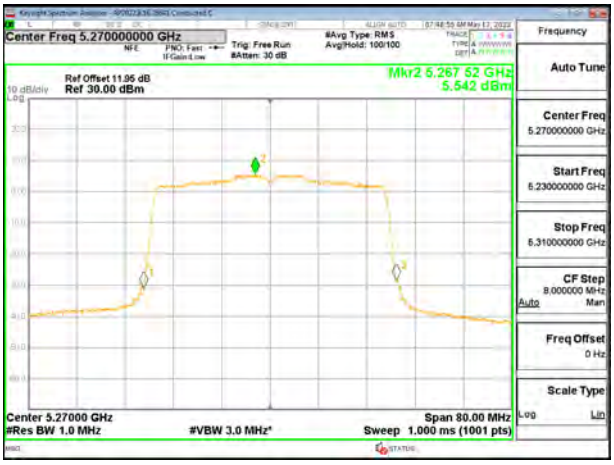

LOW CHANNEL [ANT 6]

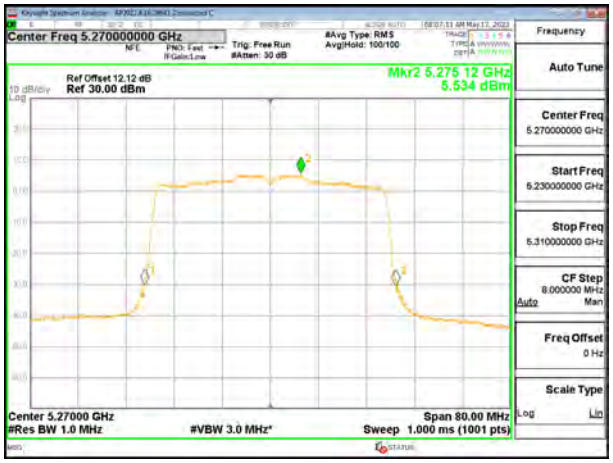

LOW CHANNEL [ANT 5]

UL VERIFICATION SERVICES INC.
47173 Benicia Street, Fremont, CA 94538; USA TEL:(510) 319-4000 FAX:(510) 661-0888

This report shall not be reproduced except in full, without the written approval of UL Verification Services Inc.

9.4.13. 802.11ax HE80 MODE IN THE 5.3 GHz BAND

1TX Antenna 6 MODE (FCC) – 106 Tones, RU Index 53

Test Engineer:	33300
Test Date:	6/5/2023

Bandwidth, Antenna Gain, and Limits

Channel	Frequency (MHz)	Min 26 dB BW (MHz)	Directional Gain (dBi)	Power Limit (dBm)	PSD Limit (dBm/1MHz)
Mid	5290	20.34	-2.90	24.00	11.00

Duty Cycle CF (dB)		**Included in Calculations of Corr'd PSD**

Output Power Results

Channel	Frequency (MHz)	Antenna 6 Meas Power (dBm)	Total Corr'd Power (dBm)	Power Limit (dBm)	Power Margin (dB)
Mid	5290	12.40	12.40	24.00	-11.60

PSD Results

Channel	Frequency (MHz)	Antenna 6 Meas PSD (dBm/1MHz)	Total Corr'd PSD (dBm/1MHz)	PSD Limit (dBm/1MHz)	PSD Margin (dB)
Mid	5290	7.819	7.819	11.00	-3.18

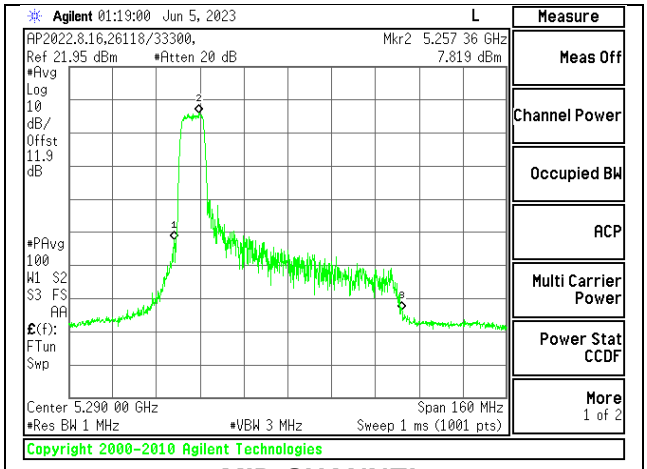

MID CHANNEL

UL VERIFICATION SERVICES INC.
47173 Benicia Street, Fremont, CA 94538; USA TEL:(510) 319-4000 FAX:(510) 661-0888

This report shall not be reproduced except in full, without the written approval of UL Verification Services Inc.

1TX Antenna 6 MODE (FCC) – 106 Tones, RU Index 56

Test Engineer:	33300
Test Date:	6/5/2023

Bandwidth, Antenna Gain, and Limits

Channel	Frequency (MHz)	Min 26 dB BW (MHz)	Directional Gain (dBi)	Power Limit (dBm)	PSD Limit (dBm/1MHz)
Mid	5290	25.653	-2.90	24.00	11.00

Duty Cycle CF (dB)		**Included in Calculations of Corr'd PSD**

Output Power Results

Channel	Frequency (MHz)	Antenna 6 Meas Power (dBm)	Total Corr'd Power (dBm)	Power Limit (dBm)	Power Margin (dB)
Mid	5290	12.41	12.41	24.00	-11.59

PSD Results

Channel	Frequency (MHz)	Antenna 6 Meas PSD (dBm/1MHz)	Total Corr'd PSD (dBm/1MHz)	PSD Limit (dBm/1MHz)	PSD Margin (dB)
Mid	5290	7.470	7.470	11.00	-3.53

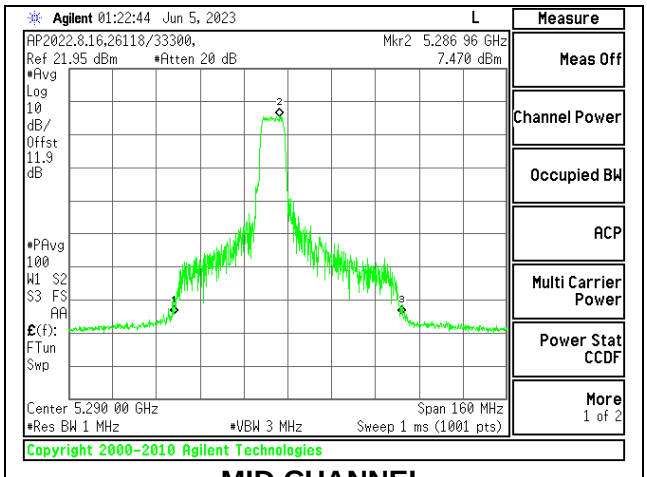

MID CHANNEL

UL VERIFICATION SERVICES INC.
47173 Benicia Street, Fremont, CA 94538; USA TEL:(510) 319-4000 FAX:(510) 661-0888

This report shall not be reproduced except in full, without the written approval of UL Verification Services Inc.

1TX Antenna 6 MODE (FCC) – 106 Tones, RU Index 60

Test Engineer:	33300
Test Date:	6/5/2023

Bandwidth, Antenna Gain, and Limits

Channel	Frequency (MHz)	Min 26 dB BW (MHz)	Directional Gain (dBi)	Power Limit (dBm)	PSD Limit (dBm/1MHz)
Mid	5290	19.954	-2.90	24.00	11.00

Duty Cycle CF (dB)		**Included in Calculations of Corr'd PSD**

Output Power Results

Channel	Frequency (MHz)	Antenna 6 Meas Power (dBm)	Total Corr'd Power (dBm)	Power Limit (dBm)	Power Margin (dB)
Mid	5290	12.45	12.45	24.00	-11.55

PSD Results

Channel	Frequency (MHz)	Antenna 6 Meas PSD (dBm/1MHz)	Total Corr'd PSD (dBm/1MHz)	PSD Limit (dBm/1MHz)	PSD Margin (dB)
Mid	5290	7.784	7.784	11.00	-3.22

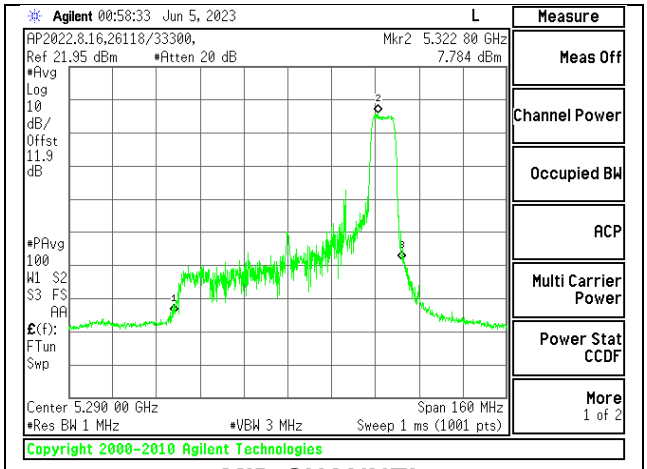

MID CHANNEL

UL VERIFICATION SERVICES INC.
47173 Benicia Street, Fremont, CA 94538; USA TEL:(510) 319-4000 FAX:(510) 661-0888

This report shall not be reproduced except in full, without the written approval of UL Verification Services Inc.

1TX Antenna 6 MODE (FCC) – SU Mode

Test Engineer:	28641
Test Date:	5/17/2023

Bandwidth, Antenna Gain, and Limits

Channel	Frequency (MHz)	Min 26 dB BW (MHz)	Directional Gain (dBi)	Power Limit (dBm)	PSD Limit (dBm/1MHz)
Mid	5290	80.68	-2.90	24.00	11.00

Duty Cycle CF (dB)	0.24	**Included in Calculations of Corr'd PSD**

Output Power Results

Channel	Frequency (MHz)	Antenna 6 Meas Power (dBm)	Total Corr'd Power (dBm)	Power Limit (dBm)	Power Margin (dB)
Mid	5290	16.81	16.81	24.00	-7.19

PSD Results

Channel	Frequency (MHz)	Antenna 6 Meas PSD (dBm/1MHz)	Total Corr'd PSD (dBm/1MHz)	PSD Limit (dBm/1MHz)	PSD Margin (dB)
Mid	5290	0.377	0.617	11.00	-10.38

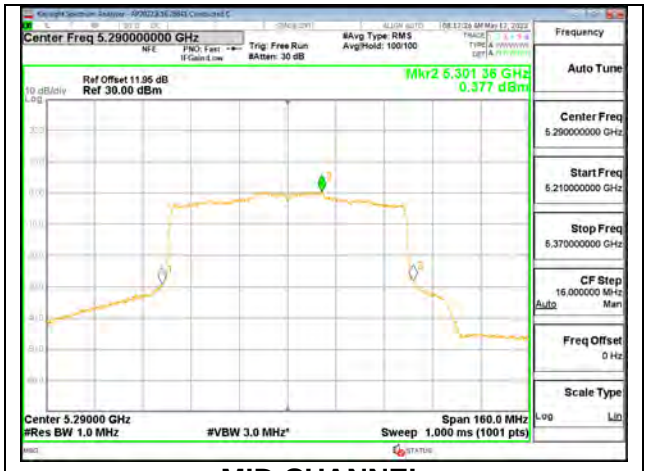

MID CHANNEL

UL VERIFICATION SERVICES INC.
47173 Benicia Street, Fremont, CA 94538; USA TEL:(510) 319-4000 FAX:(510) 661-0888

This report shall not be reproduced except in full, without the written approval of UL Verification Services Inc.

1TX Antenna 5 MODE (FCC) – 106 Tones, RU Index 53

Test Engineer:	33300
Test Date:	6/5/2023

Bandwidth, Antenna Gain, and Limits

Channel	Frequency (MHz)	Min 26 dB BW (MHz)	Directional Gain (dBi)	Power Limit (dBm)	PSD Limit (dBm/1MHz)
Mid	5290	19.555	-4.90	23.91	11.00

Duty Cycle CF (dB)		**Included in Calculations of Corr'd PSD**

Output Power Results

Channel	Frequency (MHz)	Antenna 5 Meas Power (dBm)	Total Corr'd Power (dBm)	Power Limit (dBm)	Power Margin (dB)
Mid	5290	12.44	12.44	23.91	-11.47

PSD Results

Channel	Frequency (MHz)	Antenna 5 Meas PSD (dBm/1MHz)	Total Corr'd PSD (dBm/1MHz)	PSD Limit (dBm/1MHz)	PSD Margin (dB)
Mid	5290	7.901	7.901	11.00	-3.10

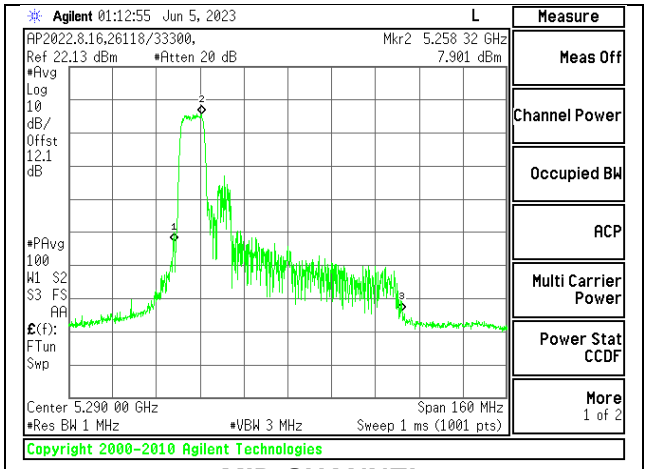

MID CHANNEL

UL VERIFICATION SERVICES INC.
47173 Benicia Street, Fremont, CA 94538; USA TEL:(510) 319-4000 FAX:(510) 661-0888

This report shall not be reproduced except in full, without the written approval of UL Verification Services Inc.

1TX Antenna 5 MODE (FCC) – 106 Tones, RU Index 56

Test Engineer:	33300
Test Date:	6/5/2023

Bandwidth, Antenna Gain, and Limits

Channel	Frequency (MHz)	Min 26 dB BW (MHz)	Directional Gain (dBi)	Power Limit (dBm)	PSD Limit (dBm/1MHz)
Mid	5290	25.20	-4.90	24.00	11.00

Duty Cycle CF (dB)		**Included in Calculations of Corr'd PSD**

Output Power Results

Channel	Frequency (MHz)	Antenna 5 Meas Power (dBm)	Total Corr'd Power (dBm)	Power Limit (dBm)	Power Margin (dB)
Mid	5290	12.39	12.39	24.00	-11.61

PSD Results

Channel	Frequency (MHz)	Antenna 5 Meas PSD (dBm/1MHz)	Total Corr'd PSD (dBm/1MHz)	PSD Limit (dBm/1MHz)	PSD Margin (dB)
Mid	5290	7.202	7.202	11.00	-3.80

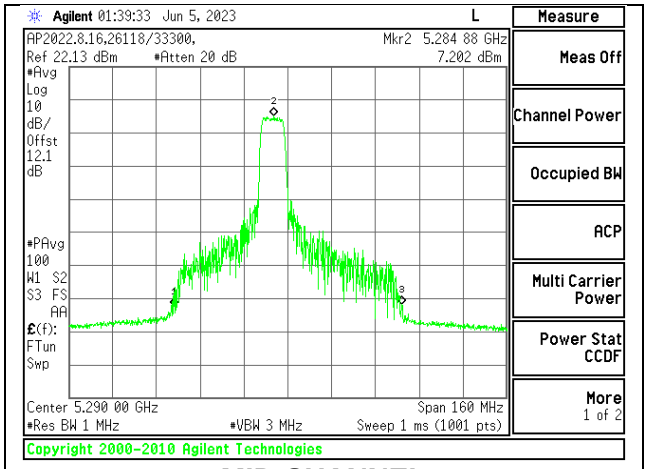

MID CHANNEL

UL VERIFICATION SERVICES INC.
47173 Benicia Street, Fremont, CA 94538; USA TEL:(510) 319-4000 FAX:(510) 661-0888

This report shall not be reproduced except in full, without the written approval of UL Verification Services Inc.

1TX Antenna 5 MODE (FCC) – 106 Tones, RU Index 60

Test Engineer:	33300
Test Date:	6/5/2023

Bandwidth, Antenna Gain, and Limits

Channel	Frequency (MHz)	Min 26 dB BW (MHz)	Directional Gain (dBi)	Power Limit (dBm)	PSD Limit (dBm/1MHz)
Mid	5290	20.359	-4.90	24.00	11.00

Duty Cycle CF (dB)		**Included in Calculations of Corr'd PSD**

Output Power Results

Channel	Frequency (MHz)	Antenna 5 Meas Power (dBm)	Total Corr'd Power (dBm)	Power Limit (dBm)	Power Margin (dB)
Mid	5290	12.37	12.37	24.00	-11.63

PSD Results

Channel	Frequency (MHz)	Antenna 5 Meas PSD (dBm/1MHz)	Total Corr'd PSD (dBm/1MHz)	PSD Limit (dBm/1MHz)	PSD Margin (dB)
Mid	5290	7.770	7.770	11.00	-3.23

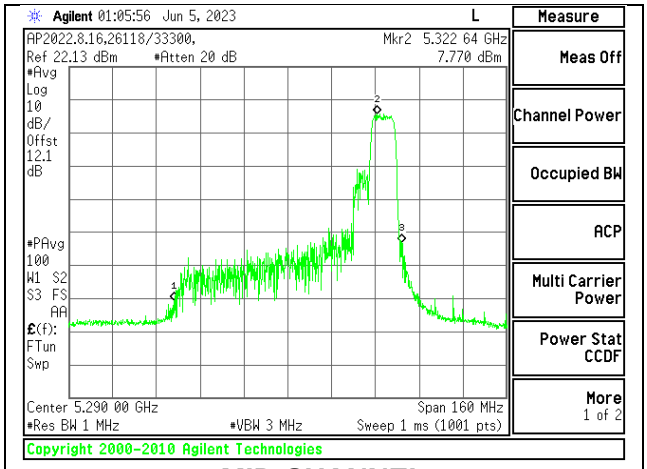

MID CHANNEL

UL VERIFICATION SERVICES INC.
47173 Benicia Street, Fremont, CA 94538; USA TEL:(510) 319-4000 FAX:(510) 661-0888

This report shall not be reproduced except in full, without the written approval of UL Verification Services Inc.

1TX Antenna 5 MODE (FCC) – SU Mode

Test Engineer:	28641
Test Date:	5/17/2023

Bandwidth, Antenna Gain, and Limits

Channel	Frequency (MHz)	Min 26 dB BW (MHz)	Directional Gain (dBi)	Power Limit (dBm)	PSD Limit (dBm/1MHz)
Mid	5290	80.820	-4.90	24.00	11.00

Duty Cycle CF (dB)	0.24	**Included in Calculations of Corr'd PSD**

Output Power Results

Channel	Frequency (MHz)	Antenna 5 Meas Power (dBm)	Total Corr'd Power (dBm)	Power Limit (dBm)	Power Margin (dB)
Mid	5290	16.76	16.76	24.00	-7.24

PSD Results

Channel	Frequency (MHz)	Antenna 5 Meas PSD (dBm/1MHz)	Total Corr'd PSD (dBm/1MHz)	PSD Limit (dBm/1MHz)	PSD Margin (dB)
Mid	5290	0.268	0.508	11.00	-10.49

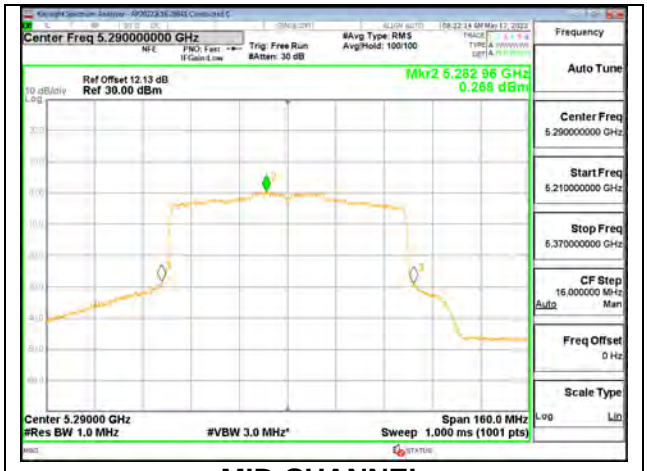

MID CHANNEL

UL VERIFICATION SERVICES INC.
47173 Benicia Street, Fremont, CA 94538; USA TEL:(510) 319-4000 FAX:(510) 661-0888

This report shall not be reproduced except in full, without the written approval of UL Verification Services Inc.

2TX Antenna 6 + Antenna 5 OFDMA MODE (FCC) – 106 Tones, RU Index 53

Test Engineer:	33300
Test Date:	6/5/2023

Bandwidth, Antenna Gain, and Limits

Channel	Frequency (MHz)	Min 26 dB BW (MHz)	Directional Gain for Power (dBi)	Directional Gain for PSD (dBi)	Power Limit (dBm)	PSD Limit (dBm/1MHz)
Mid	5290	19.500	-3.79	-0.83	23.90	11.00

Duty Cycle CF (dB)		**Included in Calculations of Corr'd PSD**

Output Power Results

Channel	Frequency (MHz)	Antenna 6 Meas Power (dBm)	Antenna 5 Meas Power (dBm)	Total Corr'd Power (dBm)	Power Limit (dBm)	Power Margin (dB)
Mid	5290	12.42	12.37	15.405	23.90	-8.49

PSD Results

Channel	Frequency (MHz)	Antenna 6 Meas PSD (dBm/1MHz)	Antenna 5 Meas PSD (dBm/1MHz)	Total Corr'd PSD (dBm/1MHz)	PSD Limit (dBm/1MHz)	PSD Margin (dB)
Mid	5290	5.942	5.912	8.937	11.00	-2.06

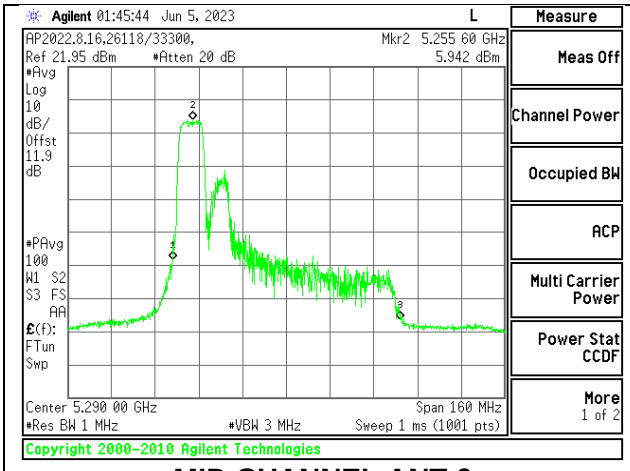

MID CHANNEL ANT 6

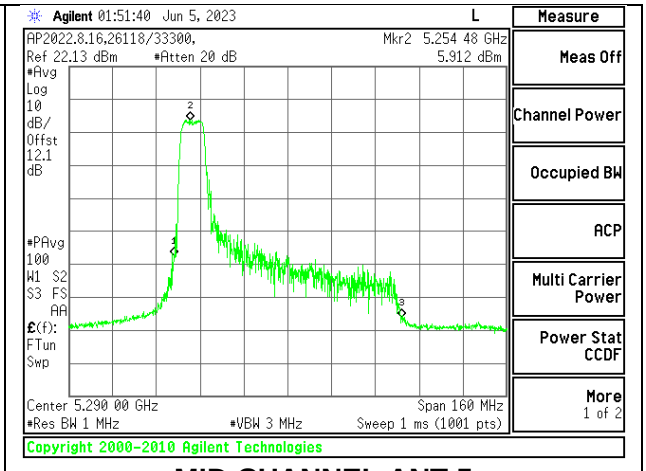

MID CHANNEL ANT 5

UL VERIFICATION SERVICES INC.
47173 Benicia Street, Fremont, CA 94538; USA TEL:(510) 319-4000 FAX:(510) 661-0888

This report shall not be reproduced except in full, without the written approval of UL Verification Services Inc.

2TX Antenna 6 + Antenna 5 OFDMA MODE (FCC) – 106 Tones, RU Index 56

Test Engineer:	33300
Test Date:	6/5/2023

Bandwidth, Antenna Gain, and Limits

Channel	Frequency (MHz)	Min 26 dB BW (MHz)	Directional Gain for Power (dBi)	Directional Gain for PSD (dBi)	Power Limit (dBm)	PSD Limit (dBm/1MHz)
Mid	5290	25.010	-3.79	-0.83	24.00	11.00

Duty Cycle CF (dB)		**Included in Calculations of Corr'd PSD**

Output Power Results

Channel	Frequency (MHz)	Antenna 6 Meas Power (dBm)	Antenna 5 Meas Power (dBm)	Total Corr'd Power (dBm)	Power Limit (dBm)	Power Margin (dB)
Mid	5290	12.40	12.44	15.430	24.00	-8.57

PSD Results

Channel	Frequency (MHz)	Antenna 6 Meas PSD (dBm/1MHz)	Antenna 5 Meas PSD (dBm/1MHz)	Total Corr'd PSD (dBm/1MHz)	PSD Limit (dBm/1MHz)	PSD Margin (dB)
Mid	5290	6.088	6.354	9.233	11.00	-1.77

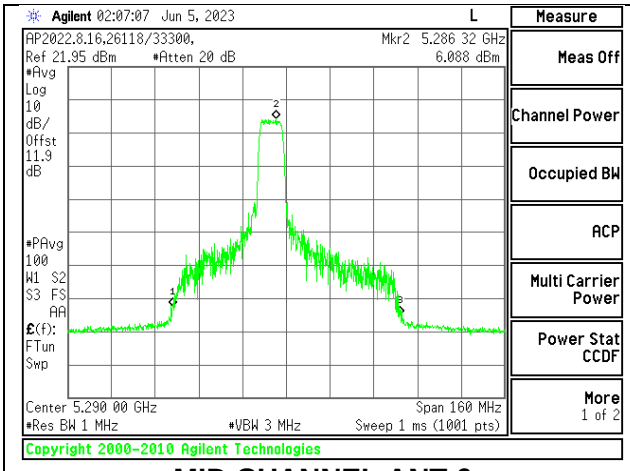

MID CHANNEL ANT 6

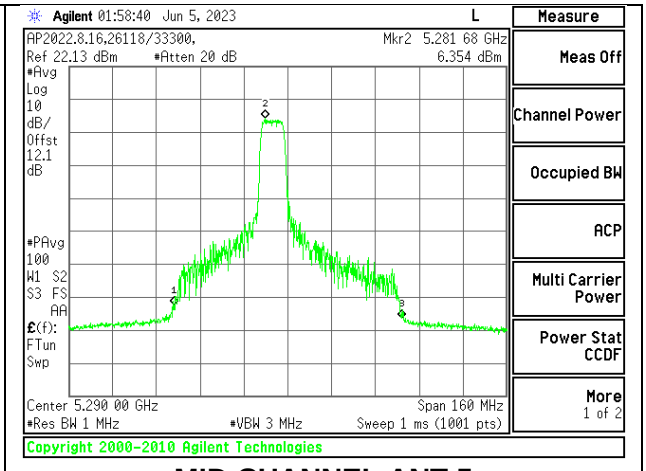

MID CHANNEL ANT 5

UL VERIFICATION SERVICES INC.
47173 Benicia Street, Fremont, CA 94538; USA TEL:(510) 319-4000 FAX:(510) 661-0888

This report shall not be reproduced except in full, without the written approval of UL Verification Services Inc.

2TX Antenna 6 + Antenna 5 OFDMA MODE (FCC) – 106 Tones, RU Index 60

Test Engineer:	33300
Test Date:	6/5/2023

Bandwidth, Antenna Gain, and Limits

Channel	Frequency (MHz)	Min 26 dB BW (MHz)	Directional Gain for Power (dBi)	Directional Gain for PSD (dBi)	Power Limit (dBm)	PSD Limit (dBm/1MHz)
Mid	5290	20.528	-3.79	-0.83	24.00	11.00

Duty Cycle CF (dB)		**Included in Calculations of Corr'd PSD**

Output Power Results

Channel	Frequency (MHz)	Antenna 6 Meas Power (dBm)	Antenna 5 Meas Power (dBm)	Total Corr'd Power (dBm)	Power Limit (dBm)	Power Margin (dB)
Mid	5290	12.41	12.35	15.390	24.00	-8.61

PSD Results

Channel	Frequency (MHz)	Antenna 6 Meas PSD (dBm/1MHz)	Antenna 5 Meas PSD (dBm/1MHz)	Total Corr'd PSD (dBm/1MHz)	PSD Limit (dBm/1MHz)	PSD Margin (dB)
Mid	5290	6.412	6.276	9.355	11.00	-1.65

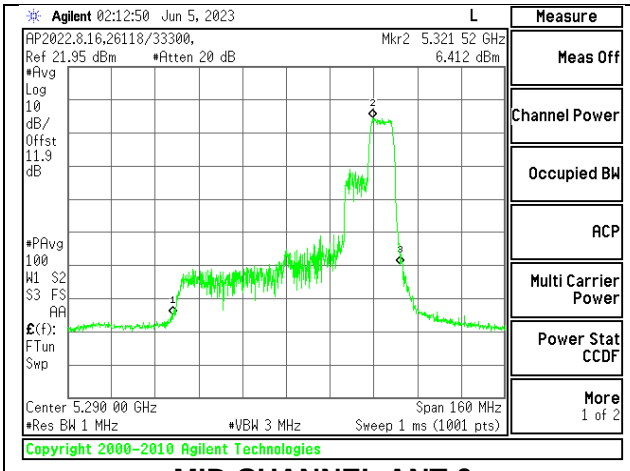

MID CHANNEL ANT 6

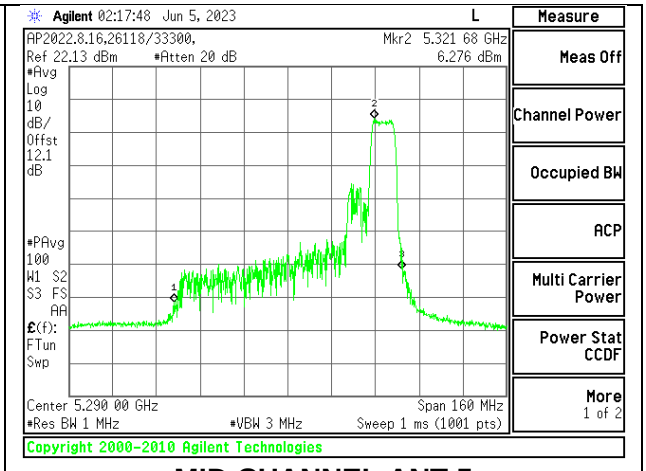

MID CHANNEL ANT 5

UL VERIFICATION SERVICES INC.
47173 Benicia Street, Fremont, CA 94538; USA TEL:(510) 319-4000 FAX:(510) 661-0888

This report shall not be reproduced except in full, without the written approval of UL Verification Services Inc.

2TX Antenna 6 + Antenna 5 OFDMA MODE (FCC) – SU Mode

Test Engineer:	28641
Test Date:	5/17/2023

Bandwidth, Antenna Gain, and Limits

Channel	Frequency (MHz)	Min 26 dB BW (MHz)	Directional Gain for Power (dBi)	Directional Gain for PSD (dBi)	Power Limit (dBm)	PSD Limit (dBm/1MHz)
Mid	5290	81.33	-3.79	-0.83	24.00	11.00

Duty Cycle CF (dB)	0.24	**Included in Calculations of Corr'd PSD**

Output Power Results

Channel	Frequency (MHz)	Antenna 6 Meas Power (dBm)	Antenna 5 Meas Power (dBm)	Total Corr'd Power (dBm)	Power Limit (dBm)	Power Margin (dB)
Mid	5290	15.90	15.82	18.870	24.00	-5.13

PSD Results

Channel	Frequency (MHz)	Antenna 6 Meas PSD (dBm/1MHz)	Antenna 5 Meas PSD (dBm/1MHz)	Total Corr'd PSD (dBm/1MHz)	PSD Limit (dBm/1MHz)	PSD Margin (dB)
Mid	5290	-0.466	-0.502	2.766	11.00	-8.23

MID CHANNEL ANT 6

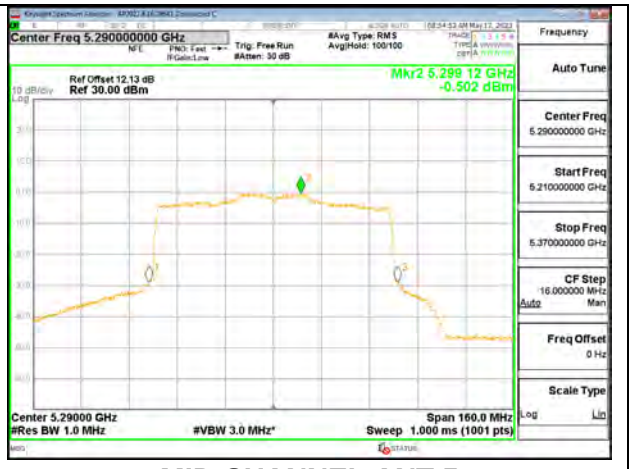

MID CHANNEL ANT 5

UL VERIFICATION SERVICES INC.
47173 Benicia Street, Fremont, CA 94538; USA TEL:(510) 319-4000 FAX:(510) 661-0888

This report shall not be reproduced except in full, without the written approval of UL Verification Services Inc.

9.4.14. 802.11ax HE160 MODE IN THE 5.3 GHz BAND

1TX Antenna 6 MODE (FCC) – 106 Tones, RU Index 53

Test Engineer:	33300
Test Date:	6/5/2023

Bandwidth, Antenna Gain, and Limits

Channel	Frequency (MHz)	Min 26 dB BW (MHz)	Directional Gain (dBi)	Power Limit (dBm)	PSD Limit (dBm/1MHz)
Mid	5250	20.66	-2.90	24.00	11.00

Duty Cycle CF (dB)	0.00	**Included in Calculations of Corr'd PSD**

Output Power Results

Channel	Frequency (MHz)	Antenna 6 Meas Power (dBm)	Total Corr'd Power (dBm)	Power Limit (dBm)	Power Margin (dB)
Mid	5250	9.37	9.37	24.00	-14.63

PSD Results

Channel	Frequency (MHz)	Antenna 6 Meas PSD (dBm/1MHz)	Total Corr'd PSD (dBm/1MHz)	PSD Limit (dBm/1MHz)	PSD Margin (dB)
Mid	5250	4.775	4.775	11.00	-6.23

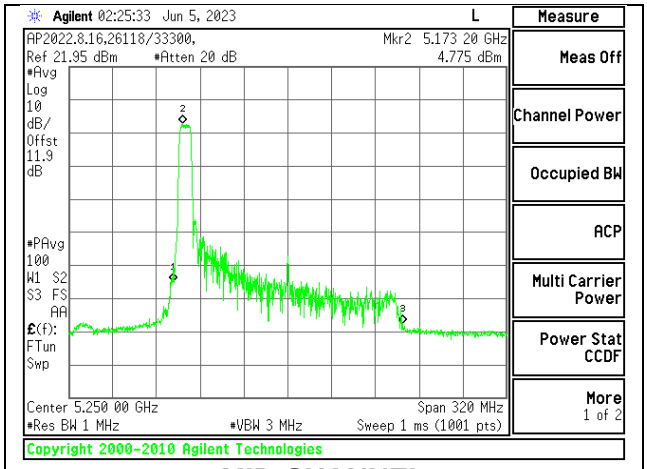

MID CHANNEL

UL VERIFICATION SERVICES INC.
47173 Benicia Street, Fremont, CA 94538; USA TEL:(510) 319-4000 FAX:(510) 661-0888

This report shall not be reproduced except in full, without the written approval of UL Verification Services Inc.

1TX Antenna 6 MODE (FCC) – 106 Tones, RU Index 60

Test Engineer:	33300
Test Date:	6/5/2023

Bandwidth, Antenna Gain, and Limits

Channel	Frequency (MHz)	Min 26 dB BW (MHz)	Directional Gain (dBi)	Power Limit (dBm)	PSD Limit (dBm/1MHz)
Mid	5250	27.184	-2.90	24.00	11.00

Duty Cycle CF (dB)		**Included in Calculations of Corr'd PSD**

Output Power Results

Channel	Frequency (MHz)	Antenna 6 Meas Power (dBm)	Total Corr'd Power (dBm)	Power Limit (dBm)	Power Margin (dB)
Mid	5250	9.40	9.40	24.00	-14.60

PSD Results

Channel	Frequency (MHz)	Antenna 6 Meas PSD (dBm/1MHz)	Total Corr'd PSD (dBm/1MHz)	PSD Limit (dBm/1MHz)	PSD Margin (dB)
Mid	5250	4.356	4.356	11.00	-6.64

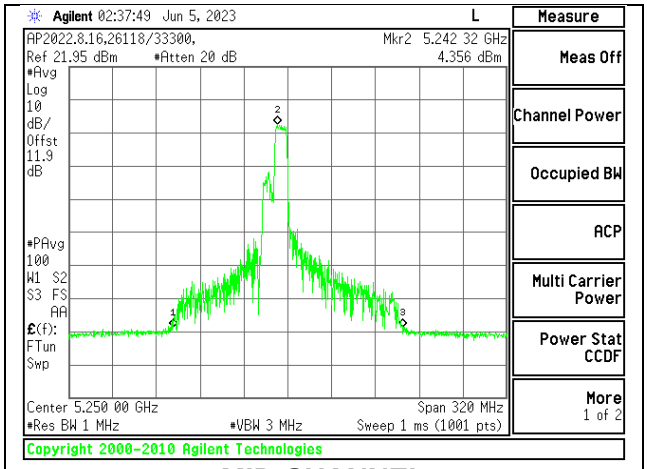

MID CHANNEL

UL VERIFICATION SERVICES INC.
47173 Benicia Street, Fremont, CA 94538; USA TEL:(510) 319-4000 FAX:(510) 661-0888

This report shall not be reproduced except in full, without the written approval of UL Verification Services Inc.

1TX Antenna 6 MODE (FCC) – 106 Tones, RU Index S60

Test Engineer:	33300
Test Date:	6/5/2023

Bandwidth, Antenna Gain, and Limits

Channel	Frequency (MHz)	Min 26 dB BW (MHz)	Directional Gain (dBi)	Power Limit (dBm)	PSD Limit (dBm/1MHz)
Mid	5250	21.80	-2.90	24.00	11.00

Duty Cycle CF (dB)		**Included in Calculations of Corr'd PSD**

Output Power Results

Channel	Frequency (MHz)	Antenna 6 Meas Power (dBm)	Total Corr'd Power (dBm)	Power Limit (dBm)	Power Margin (dB)
Mid	5250	9.39	9.39	24.00	-14.61

PSD Results

Channel	Frequency (MHz)	Antenna 6 Meas PSD (dBm/1MHz)	Total Corr'd PSD (dBm/1MHz)	PSD Limit (dBm/1MHz)	PSD Margin (dB)
Mid	5250	4.673	4.673	11.00	-6.33

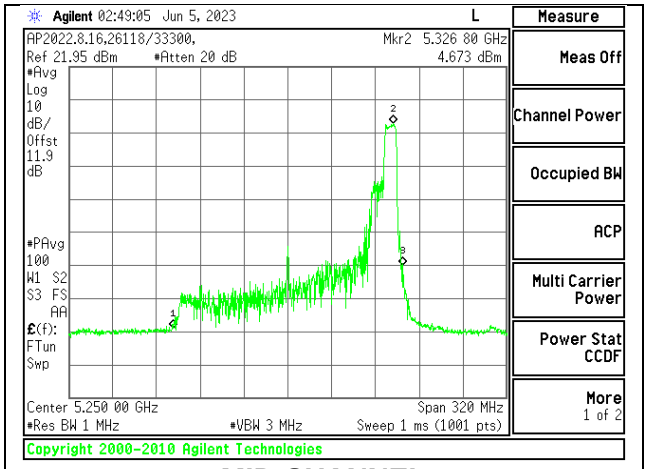

MID CHANNEL

UL VERIFICATION SERVICES INC.
47173 Benicia Street, Fremont, CA 94538; USA TEL:(510) 319-4000 FAX:(510) 661-0888

This report shall not be reproduced except in full, without the written approval of UL Verification Services Inc.

1TX Antenna 6 MODE (FCC) – SU Mode

Test Engineer:	28641
Test Date:	5/17/2023

Bandwidth, Antenna Gain, and Limits

Channel	Frequency (MHz)	Min 26 dB BW (MHz)	Directional Gain (dBi)	Power Limit (dBm)	PSD Limit (dBm/1MHz)
Mid	5250	162.20	-2.90	24.00	11.00

Duty Cycle CF (dB)		**Included in Calculations of Corr'd PSD**

Output Power Results

Channel	Frequency (MHz)	Antenna 6 Meas Power (dBm)	Total Corr'd Power (dBm)	Power Limit (dBm)	Power Margin (dB)
Mid	5250	14.42	14.42	24.00	-9.58

PSD Results

Channel	Frequency (MHz)	Antenna 6 Meas PSD (dBm/1MHz)	Total Corr'd PSD (dBm/1MHz)	PSD Limit (dBm/1MHz)	PSD Margin (dB)
Mid	5250	-4.981	-4.981	11.00	-15.98

MID CHANNEL

UL VERIFICATION SERVICES INC.
47173 Benicia Street, Fremont, CA 94538; USA TEL:(510) 319-4000 FAX:(510) 661-0888

This report shall not be reproduced except in full, without the written approval of UL Verification Services Inc.

1TX Antenna 5 MODE (FCC) – 106 Tones, RU Index 53

Test Engineer:	33300
Test Date:	6/5/2023

Bandwidth, Antenna Gain, and Limits

Channel	Frequency (MHz)	Min 26 dB BW (MHz)	Directional Gain (dBi)	Power Limit (dBm)	PSD Limit (dBm/1MHz)
Mid	5250	26.286	-4.90	24.00	11.00

Duty Cycle CF (dB)		**Included in Calculations of Corr'd PSD**

Output Power Results

Channel	Frequency (MHz)	Antenna 5 Meas Power (dBm)	Total Corr'd Power (dBm)	Power Limit (dBm)	Power Margin (dB)
Mid	5250	9.36	9.36	24.00	-14.64

PSD Results

Channel	Frequency (MHz)	Antenna 5 Meas PSD (dBm/1MHz)	Total Corr'd PSD (dBm/1MHz)	PSD Limit (dBm/1MHz)	PSD Margin (dB)
Mid	5250	4.683	4.683	11.00	-6.32

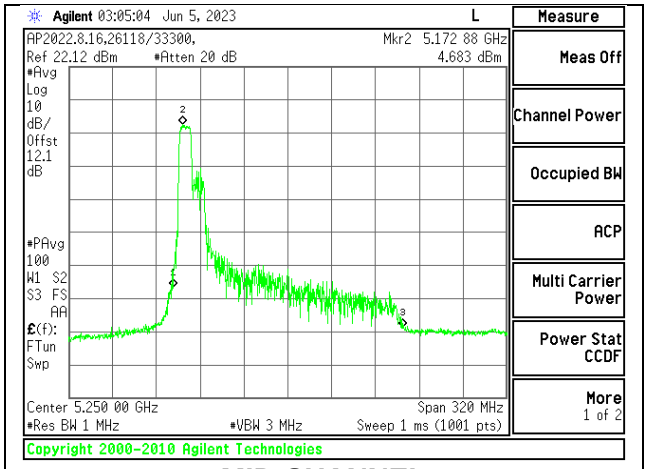

MID CHANNEL

UL VERIFICATION SERVICES INC.
47173 Benicia Street, Fremont, CA 94538; USA TEL:(510) 319-4000 FAX:(510) 661-0888

This report shall not be reproduced except in full, without the written approval of UL Verification Services Inc.

1TX Antenna 5 MODE (FCC) – 106 Tones, RU Index 60

Test Engineer:	33300
Test Date:	6/5/2023

Bandwidth, Antenna Gain, and Limits

Channel	Frequency (MHz)	Min 26 dB BW (MHz)	Directional Gain (dBi)	Power Limit (dBm)	PSD Limit (dBm/1MHz)
Mid	5250	24.410	-4.90	24.00	11.00

Duty Cycle CF (dB)		**Included in Calculations of Corr'd PSD**

Output Power Results

Channel	Frequency (MHz)	Antenna 5 Meas Power (dBm)	Total Corr'd Power (dBm)	Power Limit (dBm)	Power Margin (dB)
Mid	5250	9.47	9.47	24.00	-14.53

PSD Results

Channel	Frequency (MHz)	Antenna 5 Meas PSD (dBm/1MHz)	Total Corr'd PSD (dBm/1MHz)	PSD Limit (dBm/1MHz)	PSD Margin (dB)
Mid	5250	4.521	4.521	11.00	-6.48

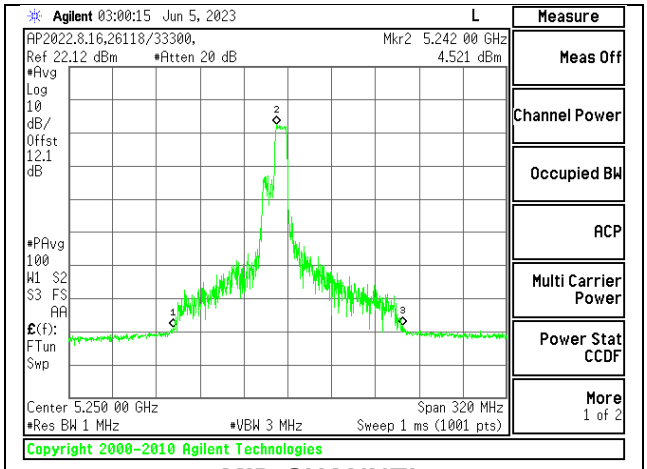

MID CHANNEL

UL VERIFICATION SERVICES INC.
47173 Benicia Street, Fremont, CA 94538; USA TEL:(510) 319-4000 FAX:(510) 661-0888

This report shall not be reproduced except in full, without the written approval of UL Verification Services Inc.

1TX Antenna 5 MODE (FCC) – 106 Tones, RU Index S60

Test Engineer:	33300
Test Date:	6/5/2023

Bandwidth, Antenna Gain, and Limits

Channel	Frequency (MHz)	Min 26 dB BW (MHz)	Directional Gain (dBi)	Power Limit (dBm)	PSD Limit (dBm/1MHz)
Mid	5250	20.720	-4.90	24.00	11.00

Duty Cycle CF (dB)		**Included in Calculations of Corr'd PSD**

Output Power Results

Channel	Frequency (MHz)	Antenna 5 Meas Power (dBm)	Total Corr'd Power (dBm)	Power Limit (dBm)	Power Margin (dB)
Mid	5250	9.45	9.45	24.00	-14.55

PSD Results

Channel	Frequency (MHz)	Antenna 5 Meas PSD (dBm/1MHz)	Total Corr'd PSD (dBm/1MHz)	PSD Limit (dBm/1MHz)	PSD Margin (dB)
Mid	5250	4.995	4.995	11.00	-6.01

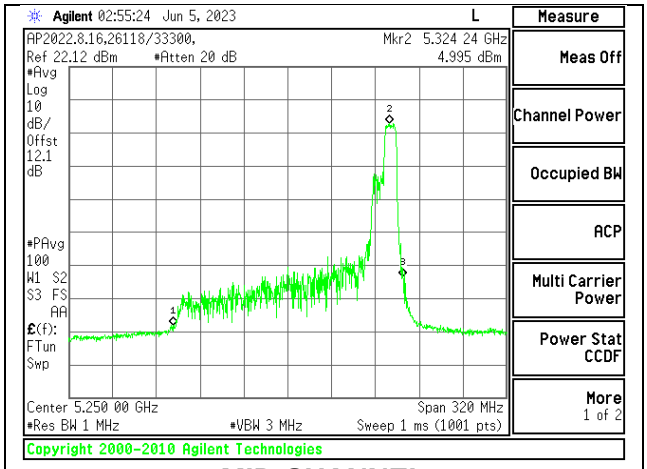

MID CHANNEL

UL VERIFICATION SERVICES INC.
47173 Benicia Street, Fremont, CA 94538; USA TEL:(510) 319-4000 FAX:(510) 661-0888

This report shall not be reproduced except in full, without the written approval of UL Verification Services Inc.

1TX Antenna 5 MODE (FCC) – SU Mode

Test Engineer:	28641
Test Date:	5/17/2023

Bandwidth, Antenna Gain, and Limits

Channel	Frequency (MHz)	Min 26 dB BW (MHz)	Directional Gain (dBi)	Power Limit (dBm)	PSD Limit (dBm/1MHz)
Mid	5250	162.10	-4.90	24.00	11.00

Duty Cycle CF (dB)		**Included in Calculations of Corr'd PSD**

Output Power Results

Channel	Frequency (MHz)	Antenna 5 Meas Power (dBm)	Total Corr'd Power (dBm)	Power Limit (dBm)	Power Margin (dB)
Mid	5250	14.48	14.48	24.00	-9.52

PSD Results

Channel	Frequency (MHz)	Antenna 5 Meas PSD (dBm/1MHz)	Total Corr'd PSD (dBm/1MHz)	PSD Limit (dBm/1MHz)	PSD Margin (dB)
Mid	5250	-4.816	-4.816	11.00	-15.82

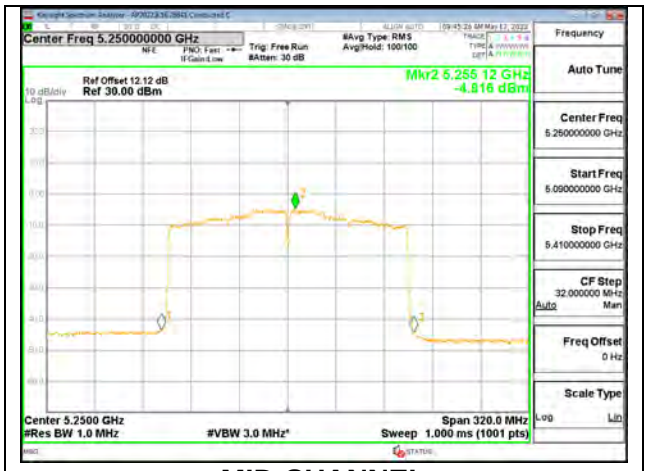

MID CHANNEL

UL VERIFICATION SERVICES INC.
47173 Benicia Street, Fremont, CA 94538; USA TEL:(510) 319-4000 FAX:(510) 661-0888

This report shall not be reproduced except in full, without the written approval of UL Verification Services Inc.

2TX Antenna 6 + Antenna 5 OFDMA MODE (FCC) – 106 Tones, RU Index 53

Test Engineer:	26118/33300
Test Date:	6/5/23

Bandwidth, Antenna Gain, and Limits

Channel	Frequency (MHz)	Min 26 dB BW (MHz)	Directional Gain for Power (dBi)	Directional Gain for PSD (dBi)	Power Limit (dBm)	PSD Limit (dBm/1MHz)
Mid	5250	25.165	-3.79	-0.83	24.00	11.00

Duty Cycle CF (dB)		**Included in Calculations of Corr'd PSD**

Output Power Results

Channel	Frequency (MHz)	Antenna 6 Meas Power (dBm)	Antenna 5 Meas Power (dBm)	Total Corr'd Power (dBm)	Power Limit (dBm)	Power Margin (dB)
Mid	5250	9.36	9.33	12.355	24.00	-11.64

PSD Results

Channel	Frequency (MHz)	Antenna 6 Meas PSD (dBm/1MHz)	Antenna 5 Meas PSD (dBm/1MHz)	Total Corr'd PSD (dBm/1MHz)	PSD Limit (dBm/1MHz)	PSD Margin (dB)
Mid	5250	4.286	4.050	7.180	11.00	-3.82

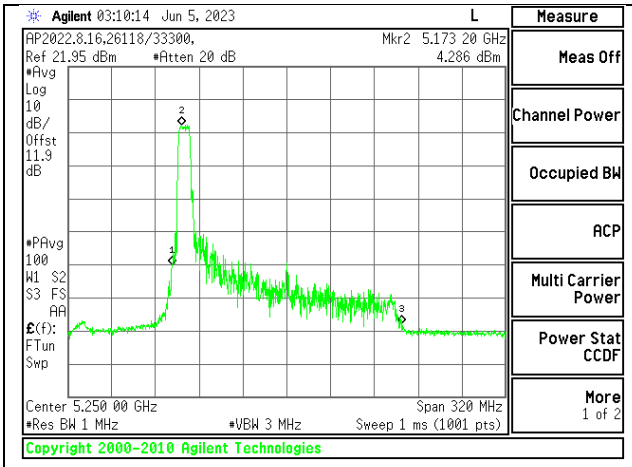

MID CHANNEL ANT 6

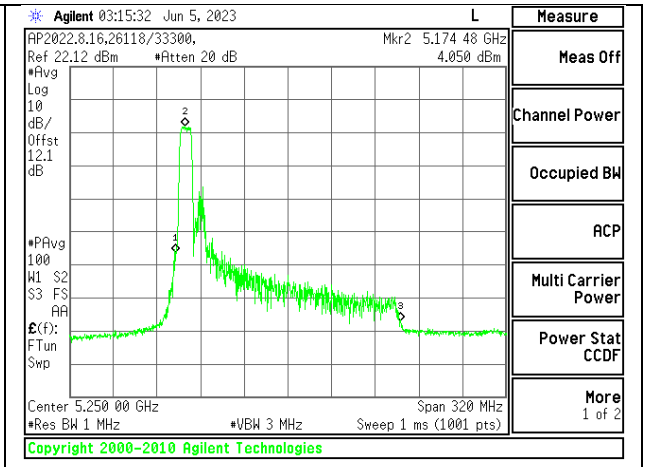

MID CHANNEL ANT 5

UL VERIFICATION SERVICES INC.
47173 Benicia Street, Fremont, CA 94538; USA TEL:(510) 319-4000 FAX:(510) 661-0888

This report shall not be reproduced except in full, without the written approval of UL Verification Services Inc.

2TX Antenna 6 + Antenna 5 OFDMA MODE (FCC) – 106 Tones, RU Index 60

Test Engineer:	26118/33300
Test Date:	6/5/23

Bandwidth, Antenna Gain, and Limits

Channel	Frequency (MHz)	Min 26 dB BW (MHz)	Directional Gain for Power (dBi)	Directional Gain for PSD (dBi)	Power Limit (dBm)	PSD Limit (dBm/1MHz)
Mid	5250	22.23	-3.79	-0.83	24.00	11.00

Duty Cycle CF (dB)		**Included in Calculations of Corr'd PSD**

Output Power Results

Channel	Frequency (MHz)	Antenna 6 Meas Power (dBm)	Antenna 5 Meas Power (dBm)	Total Corr'd Power (dBm)	Power Limit (dBm)	Power Margin (dB)
Mid	5250	9.45	9.41	12.440	24.00	-11.56

PSD Results

Channel	Frequency (MHz)	Antenna 6 Meas PSD (dBm/1MHz)	Antenna 5 Meas PSD (dBm/1MHz)	Total Corr'd PSD (dBm/1MHz)	PSD Limit (dBm/1MHz)	PSD Margin (dB)
Mid	5250	4.191	4.127	7.169	11.00	-3.83

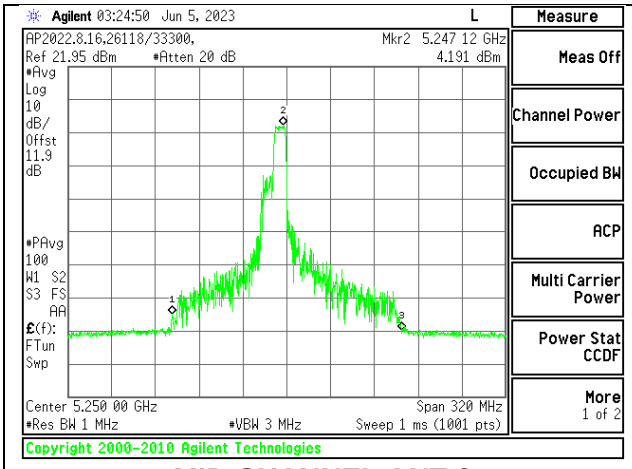

MID CHANNEL ANT 6

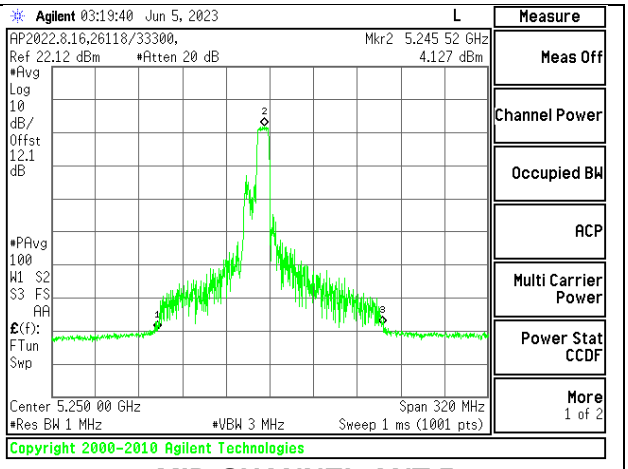

MID CHANNEL ANT 5

UL VERIFICATION SERVICES INC.
47173 Benicia Street, Fremont, CA 94538; USA TEL:(510) 319-4000 FAX:(510) 661-0888

This report shall not be reproduced except in full, without the written approval of UL Verification Services Inc.

2TX Antenna 6 + Antenna 5 OFDMA MODE (FCC) – 106 Tones, RU Index S60

Test Engineer:	26118/33300
Test Date:	6/5/23

Bandwidth, Antenna Gain, and Limits

Channel	Frequency (MHz)	Min 26 dB BW (MHz)	Directional Gain for Power (dBi)	Directional Gain for PSD (dBi)	Power Limit (dBm)	PSD Limit (dBm/1MHz)
Mid	5250	20.91	-3.79	-0.83	24.00	11.00

Duty Cycle CF (dB)		**Included in Calculations of Corr'd PSD**

Output Power Results

Channel	Frequency (MHz)	Antenna 6 Meas Power (dBm)	Antenna 5 Meas Power (dBm)	Total Corr'd Power (dBm)	Power Limit (dBm)	Power Margin (dB)
Mid	5250	9.40	9.43	12.425	24.00	-11.57

PSD Results

Channel	Frequency (MHz)	Antenna 6 Meas PSD (dBm/1MHz)	Antenna 5 Meas PSD (dBm/1MHz)	Total Corr'd PSD (dBm/1MHz)	PSD Limit (dBm/1MHz)	PSD Margin (dB)
Mid	5250	4.460	4.516	7.498	11.00	-3.50

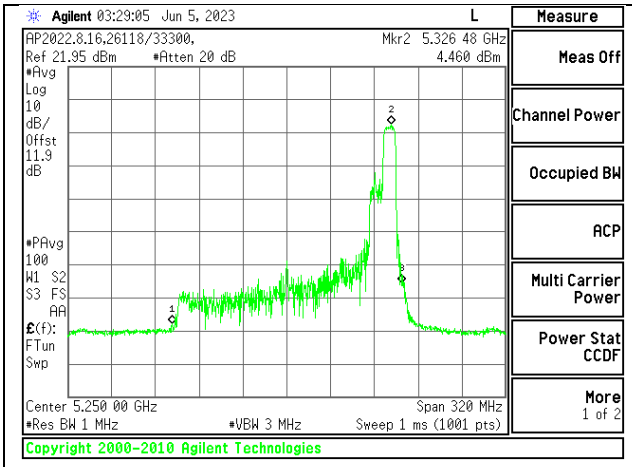

MID CHANNEL ANT 6

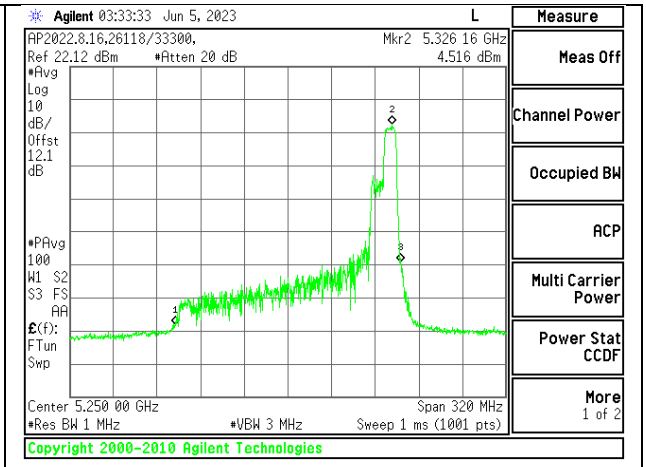

MID CHANNEL ANT 5

UL VERIFICATION SERVICES INC.
47173 Benicia Street, Fremont, CA 94538; USA TEL:(510) 319-4000 FAX:(510) 661-0888

This report shall not be reproduced except in full, without the written approval of UL Verification Services Inc.

2TX Antenna 6 + Antenna 5 OFDMA MODE (FCC) – SU Mode

Test Engineer:	28641
Test Date:	5/17/23

Bandwidth, Antenna Gain, and Limits

Channel	Frequency (MHz)	Min 26 dB BW (MHz)	Directional Gain for Power (dBi)	Directional Gain for PSD (dBi)	Power Limit (dBm)	PSD Limit (dBm/1MHz)
Mid	5250	162.30	-3.79	-0.83	24.00	11.00

Duty Cycle CF (dB)		**Included in Calculations of Corr'd PSD**

Output Power Results

Channel	Frequency (MHz)	Antenna 6 Meas Power (dBm)	Antenna 5 Meas Power (dBm)	Total Corr'd Power (dBm)	Power Limit (dBm)	Power Margin (dB)
Mid	5250	13.69	13.74	16.73	24.00	-7.27

PSD Results

Channel	Frequency (MHz)	Antenna 6 Meas PSD (dBm/1MHz)	Antenna 5 Meas PSD (dBm/1MHz)	Total Corr'd PSD (dBm/1MHz)	PSD Limit (dBm/1MHz)	PSD Margin (dB)
Mid	5250	-5.480	-5.087	-2.269	11.00	-13.27

MID CHANNEL ANT 6

MID CHANNEL ANT 5

UL VERIFICATION SERVICES INC.
47173 Benicia Street, Fremont, CA 94538; USA TEL:(510) 319-4000 FAX:(510) 661-0888

This report shall not be reproduced except in full, without the written approval of UL Verification Services Inc.

9.4.15. 802.11n HT20 MODE IN THE 5.6 GHz BAND

1TX Antenna 6 MODE (FCC)

Test Engineer:	33300
Test Date:	08/29/2023

Bandwidth, Antenna Gain, and Limits

Channel	Frequency (MHz)	Min 26 dB BW (MHz)	Directional Gain (dBi)	Power Limit (dBm)	PSD Limit (dBm/1MHz)
Low	5500	21.02	-2.00	24.00	11.00
Mid	5580	20.73	-2.00	24.00	11.00
High	5700	21.07	-2.00	24.00	11.00
144	5720	20.74	-2.00	24.00	11.00

Duty Cycle CF (dB)	0.00	**Included in Calculations Corr'd PSD**

Output Power Results

Channel	Frequency (MHz)	Antenna 6 Meas Power (dBm)	Total Corr'd Power (dBm)	Power Limit (dBm)	Power Margin (dB)
Low	5500	19.18	19.18	24.00	-4.82
Mid	5580	19.49	19.49	24.00	-4.51
High	5700	16.89	16.89	24.00	-7.11
144	5720	19.45	19.45	24.00	-4.55

PSD Results

Channel	Frequency (MHz)	Antenna 6 Meas PSD (dBm/1MHz)	Total Corr'd PSD (dBm/1MHz)	PSD Limit (dBm/1MHz)	PSD Margin (dB)
Low	5500	9.330	9.330	11.00	-1.670
Mid	5580	9.812	9.812	11.00	-1.188
High	5700	7.053	7.053	11.00	-3.947
144	5720	9.702	9.702	11.00	-1.298

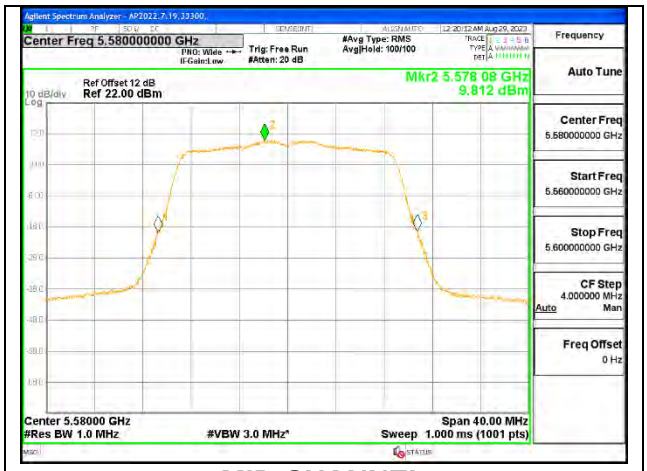

MID CHANNEL

UL VERIFICATION SERVICES INC.
47173 Benicia Street, Fremont, CA 94538; USA TEL:(510) 319-4000 FAX:(510) 661-0888

This report shall not be reproduced except in full, without the written approval of UL Verification Services Inc.

1TX Antenna 5 MODE (FCC)

Test Engineer:	33300
Test Date:	08/29/2023

Bandwidth, Antenna Gain, and Limits

Channel	Frequency (MHz)	Min 26 dB BW (MHz)	Directional Gain (dBi)	Power Limit (dBm)	PSD Limit (dBm/1MHz)
Low	5500	20.83	-3.80	24.00	11.00
Mid	5580	20.78	-3.80	24.00	11.00
High	5700	20.87	-3.80	24.00	11.00
144	5720	20.80	-3.80	24.00	11.00

Duty Cycle CF (dB)	0.00	**Included in Calculations Corr'd PSD**

Output Power Results

Channel	Frequency (MHz)	Antenna 5 Meas Power (dBm)	Total Corr'd Power (dBm)	Power Limit (dBm)	Power Margin (dB)
Low	5500	19.33	19.33	24.00	-4.67
Mid	5580	19.47	19.47	24.00	-4.53
High	5700	16.97	16.97	24.00	-7.03
144	5720	19.37	19.37	24.00	-4.63

PSD Results

Channel	Frequency (MHz)	Antenna 5 Meas PSD (dBm/1MHz)	Total Corr'd PSD (dBm/1MHz)	PSD Limit (dBm/1MHz)	PSD Margin (dB)
Low	5500	9.527	9.527	11.00	-1.473
Mid	5580	9.729	9.729	11.00	-1.271
High	5700	7.435	7.435	11.00	-3.565
144	5720	9.534	9.534	11.00	-1.466

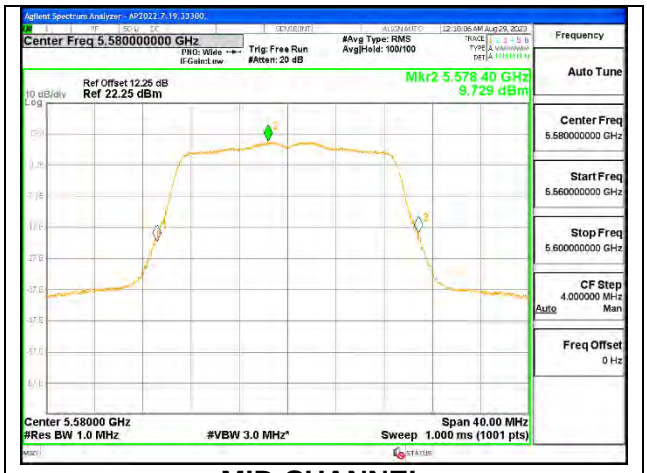

MID CHANNEL

UL VERIFICATION SERVICES INC.
47173 Benicia Street, Fremont, CA 94538; USA TEL:(510) 319-4000 FAX:(510) 661-0888

This report shall not be reproduced except in full, without the written approval of UL Verification Services Inc.

2TX Antenna 6 + Antenna 5 CDD MODE (FCC)

Test Engineer:	33300
Test Date:	08/29/2023

Bandwidth, Antenna Gain, and Limits

Channel	Frequency (MHz)	Min 26 dB BW (MHz)	Directional Gain for Power (dBi)	Directional Gain for PSD (dBi)	Power Limit (dBm)	PSD Limit (dBm/1MHz)
Low	5500	20.97	-2.81	0.16	24.00	11.00
Mid	5580	20.61	-2.81	0.16	24.00	11.00
High	5700	20.77	-2.81	0.16	24.00	11.00
144	5720	20.58	-2.81	0.16	24.00	11.00

Duty Cycle CF (dB)	0.00	**Included in Calculations of Corr'd PSD**

Output Power Results

Channel	Frequency (MHz)	Antenna 6 Meas Power (dBm)	Antenna 5 Meas Power (dBm)	Total Corr'd Power (dBm)	Power Limit (dBm)	Power Margin (dB)
Low	5500	16.41	16.49	19.46	24.00	-4.54
Mid	5580	16.46	16.47	19.48	24.00	-4.52
High	5700	16.38	16.30	19.35	24.00	-4.65
144	5720	16.34	16.40	19.38	24.00	-4.62

PSD Results

Channel	Frequency (MHz)	Antenna 6 Meas PSD (dBm/1MHz)	Antenna 5 Meas PSD (dBm/1MHz)	Total Corr'd PSD (dBm/1MHz)	PSD Limit (dBm/1MHz)	PSD Margin (dB)
Low	5500	6.958	7.072	10.026	11.00	-0.974
Mid	5580	7.020	7.040	10.040	11.00	-0.960
High	5700	6.883	6.679	9.792	11.00	-1.208
144	5720	6.744	6.943	9.855	11.00	-1.145

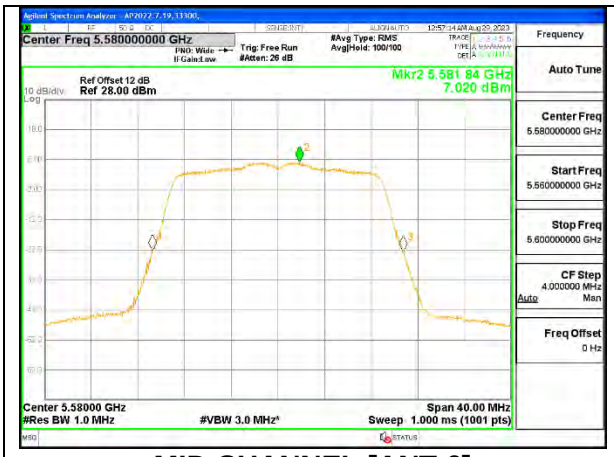

MID CHANNEL [ANT 6]

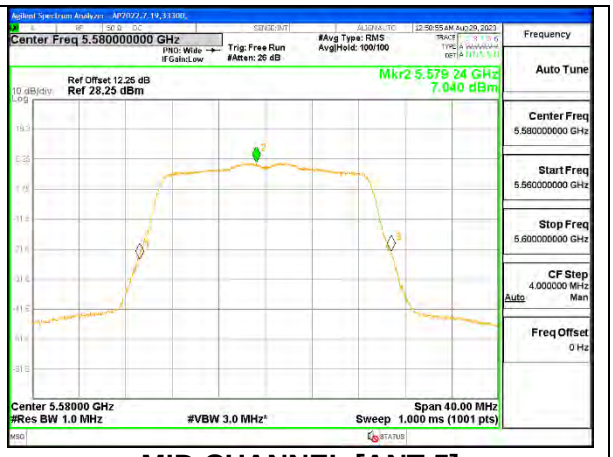

MID CHANNEL [ANT 5]

UL VERIFICATION SERVICES INC.
47173 Benicia Street, Fremont, CA 94538; USA TEL:(510) 319-4000 FAX:(510) 661-0888

This report shall not be reproduced except in full, without the written approval of UL Verification Services Inc.

9.4.16. 802.11n HT40 MODE IN THE 5.6 GHz BAND

1TX Antenna 6 MODE (FCC)

Test Engineer:	33300
Test Date:	08/28/2023

Bandwidth, Antenna Gain, and Limits

Channel	Frequency (MHz)	Min 26 dB BW (MHz)	Directional Gain (dBi)	Power Limit (dBm)	PSD Limit (dBm/1MHz)
Low	5510	40.98	-2.00	24.00	11.00
Mid	5550	40.67	-2.00	24.00	11.00
High	5670	40.86	-2.00	24.00	11.00
142	5710	40.50	-2.00	24.00	11.00

Duty Cycle CF (dB)		**Included in Calculations Corr'd PSD**

Output Power Results

Channel	Frequency (MHz)	Antenna 6 Meas Power (dBm)	Total Corr'd Power (dBm)	Power Limit (dBm)	Power Margin (dB)
Low	5510	15.98	15.98	24.00	-8.02
Mid	5550	20.37	20.37	24.00	-3.63
High	5670	19.35	19.35	24.00	-4.65
142	5710	20.48	20.48	24.00	-3.52

PSD Results

Channel	Frequency (MHz)	Antenna 6 Meas PSD (dBm/1MHz)	Total Corr'd PSD (dBm/1MHz)	PSD Limit (dBm/1MHz)	PSD Margin (dB)
Low	5510	3.099	3.099	11.00	-7.901
Mid	5550	7.517	7.517	11.00	-3.483
High	5670	6.769	6.769	11.00	-4.231
142	5710	7.803	7.803	11.00	-3.197

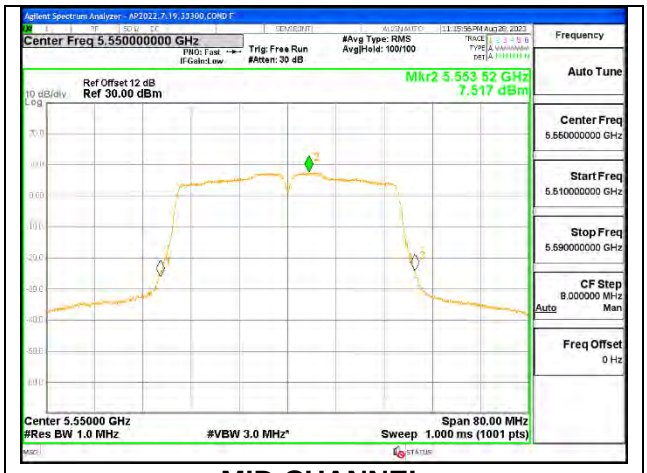

MID CHANNEL

UL VERIFICATION SERVICES INC.
47173 Benicia Street, Fremont, CA 94538; USA TEL:(510) 319-4000 FAX:(510) 661-0888

This report shall not be reproduced except in full, without the written approval of UL Verification Services Inc.

1TX Antenna 5 MODE (FCC)

Test Engineer:	33300
Test Date:	08/28/2023

Bandwidth, Antenna Gain, and Limits

Channel	Frequency (MHz)	Min 26 dB BW (MHz)	Directional Gain (dBi)	Power Limit (dBm)	PSD Limit (dBm/1MHz)
Low	5510	41.08	-3.80	24.00	11.00
Mid	5550	40.35	-3.80	24.00	11.00
High	5670	40.78	-3.80	24.00	11.00
142	5710	40.92	-3.80	24.00	11.00

Duty Cycle CF (dB)		**Included in Calculations Corr'd PSD**

Output Power Results

Channel	Frequency (MHz)	Antenna 5 Meas Power (dBm)	Total Corr'd Power (dBm)	Power Limit (dBm)	Power Margin (dB)
Low	5510	15.92	15.92	24.00	-8.08
Mid	5550	20.33	20.33	24.00	-3.67
High	5670	19.45	19.45	24.00	-4.55
142	5710	20.40	20.40	24.00	-3.60

PSD Results

Channel	Frequency (MHz)	Antenna 5 Meas PSD (dBm/1MHz)	Total Corr'd PSD (dBm/1MHz)	PSD Limit (dBm/1MHz)	PSD Margin (dB)
Low	5510	3.095	3.095	11.00	-7.905
Mid	5550	7.303	7.303	11.00	-3.697
High	5670	6.839	6.839	11.00	-4.161
142	5710	7.576	7.576	11.00	-3.424

MID CHANNEL

UL VERIFICATION SERVICES INC.
47173 Benicia Street, Fremont, CA 94538; USA TEL:(510) 319-4000 FAX:(510) 661-0888

This report shall not be reproduced except in full, without the written approval of UL Verification Services Inc.

2TX Antenna 6 + Antenna 5 CDD MODE (FCC)

Test Engineer:	33300
Test Date:	08/29/2023

Bandwidth, Antenna Gain, and Limits

Channel	Frequency (MHz)	Min 26 dB BW (MHz)	Directional Gain for Power (dBi)	Directional Gain for PSD (dBi)	Power Limit (dBm)	PSD Limit (dBm/1MHz)
Low	5510	41.07	-2.81	0.16	24.00	11.00
Mid	5550	40.53	-2.81	0.16	24.00	11.00
High	5670	40.87	-2.81	0.16	24.00	11.00
142	5710	40.55	-2.81	0.16	24.00	11.00

Duty Cycle CF (dB)		**Included in Calculations of Corr'd Power & PSD**

Output Power Results

Channel	Frequency (MHz)	Antenna 6 Meas Power (dBm)	Antenna 5 Meas Power (dBm)	Total Corr'd Power (dBm)	Power Limit (dBm)	Power Margin (dB)
Low	5510	14.93	14.88	17.92	24.00	-6.08
Mid	5550	18.76	18.86	21.82	24.00	-2.18
High	5670	18.88	18.93	21.92	24.00	-2.08
142	5710	18.90	18.98	21.95	24.00	-2.05

PSD Results

Channel	Frequency (MHz)	Antenna 6 Meas PSD (dBm/1MHz)	Antenna 5 Meas PSD (dBm/1MHz)	Total Corr'd PSD (dBm/1MHz)	PSD Limit (dBm/ 1MHz)	PSD Margin (dB)
Low	5510	2.275	2.123	5.210	11.00	-5.79
Mid	5550	6.107	6.318	9.224	11.00	-1.78
High	5670	6.330	6.448	9.400	11.00	-1.60
142	5710	6.355	6.584	9.481	11.00	-1.52

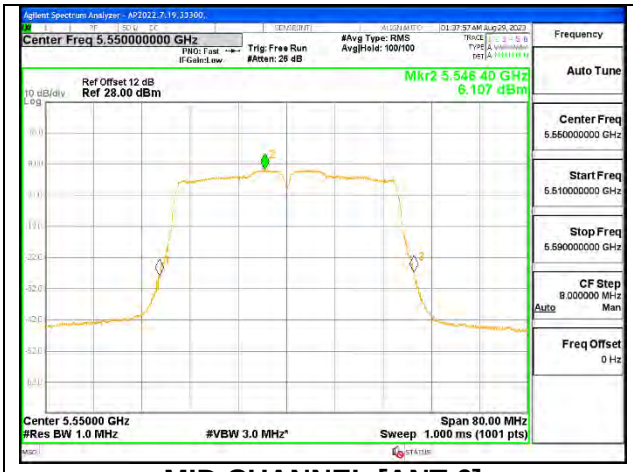

MID CHANNEL [ANT 6]

MID CHANNEL [ANT 5]

UL VERIFICATION SERVICES INC.
47173 Benicia Street, Fremont, CA 94538; USA TEL:(510) 319-4000 FAX:(510) 661-0888

This report shall not be reproduced except in full, without the written approval of UL Verification Services Inc.

9.4.17. 802.11ac VHT80 MODE IN THE 5.6 GHz BAND

1TX Antenna 6 MODE (FCC)

Test Engineer:	33300
Test Date:	08/29/2023

Bandwidth, Antenna Gain, and Limits

Channel	Frequency (MHz)	Min 26 dB BW (MHz)	Directional Gain (dBi)	Power Limit (dBm)	PSD Limit (dBm/1MHz)
Low	5530	81.59	-2.00	24.00	11.00
High	5610	82.36	-2.00	24.00	11.00
138	5690	80.64	-2.00	24.00	11.00

Duty Cycle CF (dB)		**Included in Calculations Corr'd PSD**

Output Power Results

Channel	Frequency (MHz)	Antenna 6 Meas Power (dBm)	Total Corr'd Power (dBm)	Power Limit (dBm)	Power Margin (dB)
Low	5530	16.93	16.93	24.00	-7.07
High	5610	20.45	20.45	24.00	-3.55
138	5690	20.41	20.41	24.00	-3.59

PSD Results

Channel	Frequency (MHz)	Antenna 6 Meas PSD (dBm/1MHz)	Total Corr'd PSD (dBm/1MHz)	PSD Limit (dBm/1MHz)	PSD Margin (dB)
Low	5530	1.399	1.399	11.00	-9.601
High	5610	4.976	4.976	11.00	-6.024
138	5690	4.817	4.817	11.00	-6.183

LOW CHANNEL

UL VERIFICATION SERVICES INC.
47173 Benicia Street, Fremont, CA 94538; USA TEL:(510) 319-4000 FAX:(510) 661-0888

This report shall not be reproduced except in full, without the written approval of UL Verification Services Inc.

1TX Antenna 5 MODE (FCC)

Test Engineer:	19232
Test Date:	08/29/2023

Bandwidth, Antenna Gain, and Limits

Channel	Frequency (MHz)	Min 26 dB BW (MHz)	Directional Gain (dBi)	Power Limit (dBm)	PSD Limit (dBm/1MHz)
Low	5530	81.93	-3.80	24.00	11.00
High	5610	83.80	-3.80	24.00	11.00
138	5690	80.92	-3.80	24.00	11.00

Duty Cycle CF (dB)		**Included in Calculations Corr'd PSD**

Output Power Results

Channel	Frequency (MHz)	Antenna 5 Meas Power (dBm)	Total Corr'd Power (dBm)	Power Limit (dBm)	Power Margin (dB)
Low	5530	16.84	16.84	24.00	-7.16
High	5610	20.47	20.47	24.00	-3.53
138	5690	20.36	20.36	24.00	-3.64

PSD Results

Channel	Frequency (MHz)	Antenna 5 Meas PSD (dBm/1MHz)	Total Corr'd PSD (dBm/1MHz)	PSD Limit (dBm/1MHz)	PSD Margin (dB)
Low	5530	1.196	1.196	11.00	-9.804
High	5610	4.982	4.982	11.00	-6.018
138	5690	4.712	4.712	11.00	-6.288

LOW CHANNEL

UL VERIFICATION SERVICES INC.
47173 Benicia Street, Fremont, CA 94538; USA TEL:(510) 319-4000 FAX:(510) 661-0888

This report shall not be reproduced except in full, without the written approval of UL Verification Services Inc.

2TX Antenna 6 + Antenna 5 CDD MODE (FCC)

Test Engineer:	191232
Test Date:	08/29/2023

Bandwidth, Antenna Gain, and Limits

Channel	Frequency (MHz)	Min 26 dB BW (MHz)	Directional Gain for Power (dBi)	Directional Gain for PSD (dBi)	Power Limit (dBm)	PSD Limit (dBm/1MHz)
Low	5530	81.14	-2.81	0.16	24.00	11.00
High	5610	79.56	-2.81	0.16	24.00	11.00
138	5690	80.08	-2.81	0.16	24.00	11.00

Duty Cycle CF (dB)		**Included in Calculations of Corr'd PSD**

Output Power Results

Channel	Frequency (MHz)	Antenna 6 Meas Power (dBm)	Antenna 5 Meas Power (dBm)	Total Corr'd Power (dBm)	Power Limit (dBm)	Power Margin (dB)
Low	5530	16.46	16.49	19.49	24.00	-4.51
High	5610	19.98	19.90	22.95	24.00	-1.05
138	5690	19.89	19.91	22.91	24.00	-1.09

PSD Results

Channel	Frequency (MHz)	Antenna 6 Meas PSD (dBm/1MHz)	Antenna 5 Meas PSD (dBm/1MHz)	Total Corr'd PSD (dBm/1MHz)	PSD Limit (dBm/1MHz)	PSD Margin (dB)
Low	5530	0.470	0.494	3.492	11.00	-7.508
High	5610	4.721	4.750	7.746	11.00	-3.254
138	5690	4.379	4.383	7.391	11.00	-3.609

LOW CHANNEL [ANT 6]

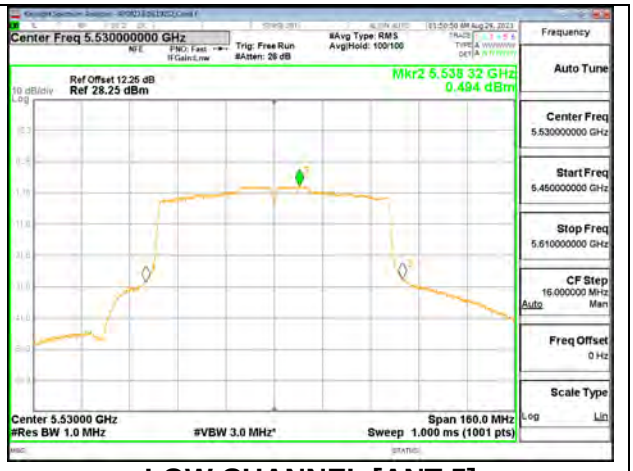

LOW CHANNEL [ANT 5]

UL VERIFICATION SERVICES INC.
47173 Benicia Street, Fremont, CA 94538; USA TEL:(510) 319-4000 FAX:(510) 661-0888

This report shall not be reproduced except in full, without the written approval of UL Verification Services Inc.

9.4.18. 802.11ac VHT160 MODE IN THE 5.6 GHz BAND

1TX Antenna 6 MODE (FCC)

Test Engineer:	23560 / 33300
Test Date:	06/07/2023

Bandwidth, Antenna Gain, and Limits

Channel	Frequency (MHz)	Min 26 dB BW (MHz)	Directional Gain (dBi)	Power Limit (dBm)	PSD Limit (dBm/1MHz)
Mid	5570	162.70	-2.00	24.00	11.00

Duty Cycle CF (dB)	0.35	**Included in Calculations Corr'd PSD**

Output Power Results

Channel	Frequency (MHz)	Antenna 6 Meas Power (dBm)	Total Corr'd Power (dBm)	Power Limit (dBm)	Power Margin (dB)
Mid	5570	15.44	15.44	24.00	-8.56

PSD Results

Channel	Frequency (MHz)	Antenna 6 Meas PSD (dBm/1MHz)	Total Corr'd PSD (dBm/1MHz)	PSD Limit (dBm/1MHz)	PSD Margin (dB)
Mid	5570	-4.519	-4.169	11.00	-15.169

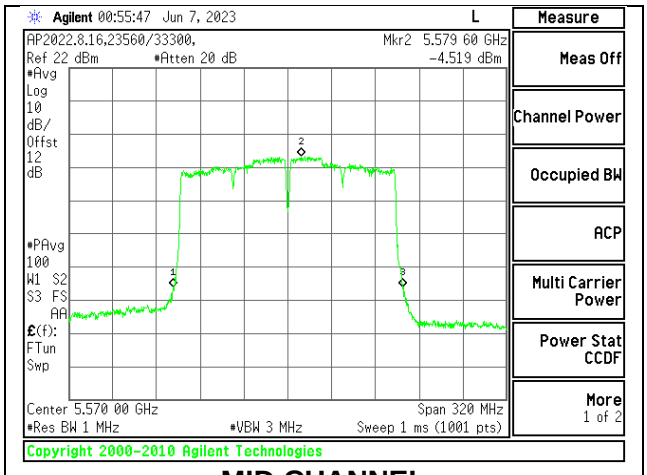

MID CHANNEL

UL VERIFICATION SERVICES INC.
47173 Benicia Street, Fremont, CA 94538; USA TEL:(510) 319-4000 FAX:(510) 661-0888

This report shall not be reproduced except in full, without the written approval of UL Verification Services Inc.

1TX Antenna 5 MODE (FCC)

Test Engineer:	23560 / 33300
Test Date:	06/07/2023

Bandwidth, Antenna Gain, and Limits

Channel	Frequency (MHz)	Min 26 dB BW (MHz)	Directional Gain (dBi)	Power Limit (dBm)	PSD Limit (dBm/1MHz)
Mid	5570	162.10	-3.80	24.00	11.00

Duty Cycle CF (dB)	0.35	**Included in Calculations Corr'd PSD**

Output Power Results

Channel	Frequency (MHz)	Antenna 5 Meas Power (dBm)	Total Corr'd Power (dBm)	Power Limit (dBm)	Power Margin (dB)
Mid	5570	15.38	15.38	24.00	-8.62

PSD Results

Channel	Frequency (MHz)	Antenna 5 Meas PSD (dBm/1MHz)	Total Corr'd PSD (dBm/1MHz)	PSD Limit (dBm/1MHz)	PSD Margin (dB)
Mid	5570	-4.620	-4.270	11.00	-15.270

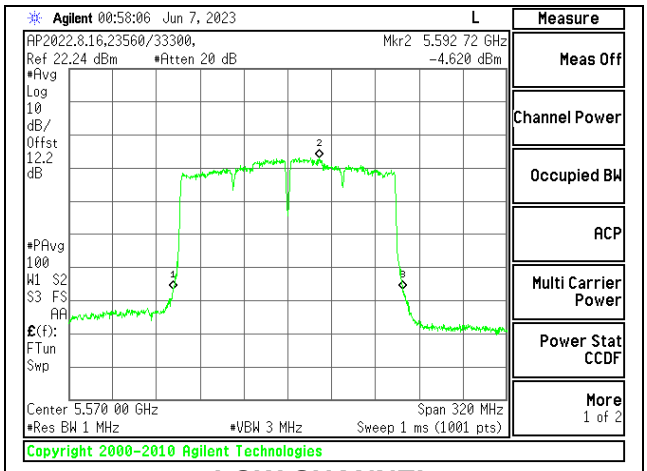

LOW CHANNEL

UL VERIFICATION SERVICES INC.
47173 Benicia Street, Fremont, CA 94538; USA TEL:(510) 319-4000 FAX:(510) 661-0888

This report shall not be reproduced except in full, without the written approval of UL Verification Services Inc.

2TX Antenna 6 + Antenna 5 CDD MODE (FCC)

Test Engineer:	23560 / 33300
Test Date:	07/07/2023

Bandwidth, Antenna Gain, and Limits

Channel	Frequency (MHz)	Min 26 dB BW (MHz)	Directional Gain for Power (dBi)	Directional Gain for PSD (dBi)	Power Limit (dBm)	PSD Limit (dBm/1MHz)
Mid	5570	161.90	-2.81	0.16	24.00	11.00

Duty Cycle CF (dB)	0.35	**Included in Calculations of Corr'd PSD**

Output Power Results

Channel	Frequency (MHz)	Antenna 6 Meas Power (dBm)	Antenna 5 Meas Power (dBm)	Total Corr'd Power (dBm)	Power Limit (dBm)	Power Margin (dB)
Mid	5570	14.78	14.88	17.84	24.00	-6.16

PSD Results

Channel	Frequency (MHz)	Antenna 6 Meas PSD (dBm/1MHz)	Antenna 5 Meas PSD (dBm/1MHz)	Total Corr'd PSD (dBm/1MHz)	PSD Limit (dBm/1MHz)	PSD Margin (dB)
Mid	5570	-5.075	-4.746	-1.547	11.00	-12.547

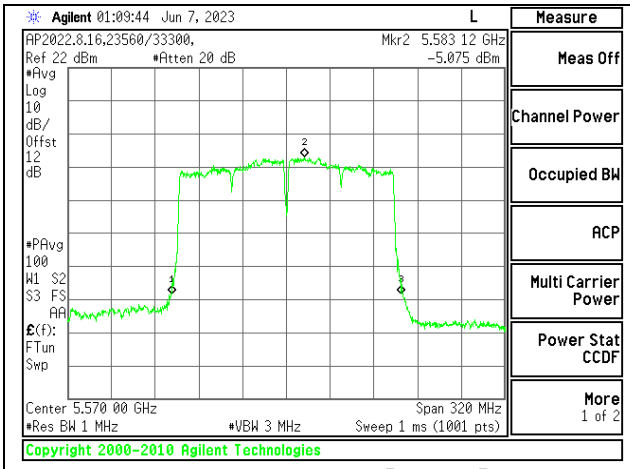

LOW CHANNEL [ANT 6]

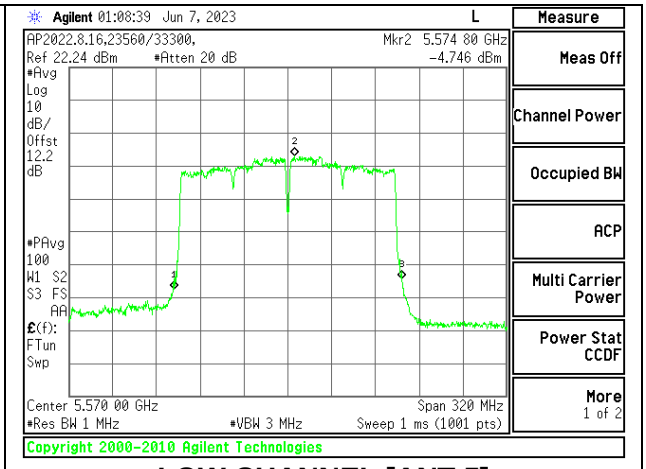

LOW CHANNEL [ANT 5]

UL VERIFICATION SERVICES INC.
47173 Benicia Street, Fremont, CA 94538; USA TEL:(510) 319-4000 FAX:(510) 661-0888

This report shall not be reproduced except in full, without the written approval of UL Verification Services Inc.

9.4.19. 802.11ax HE20 MODE IN THE 5.6 GHz BAND

1TX Antenna 6 MODE (FCC) – 106 Tones, RU Index 53

Test Engineer:	23560 / 26118
Test Date:	06/05/2023

Bandwidth, Antenna Gain, and Limits

Channel	Frequency (MHz)	Min 26 dB BW (MHz)	Directional Gain (dBi)	Power Limit (dBm)	PSD Limit (dBm/1MHz)
Low	5500	20.560	-2.00	24.00	11.00
Mid	5580	20.495	-2.00	24.00	11.00
High	5700	20.423	-2.00	24.00	11.00
144	5720	20.322	-2.00	24.00	11.00

Duty Cycle CF (dB)		**Included in Calculations Corr'd PSD**

Output Power Results

Channel	Frequency (MHz)	Antenna 6 Meas Power (dBm)	Total Corr'd Power (dBm)	Power Limit (dBm)	Power Margin (dB)
Low	5500	17.43	17.43	24.00	-6.57
Mid	5580	17.38	17.38	24.00	-6.62
High	5700	15.42	15.42	24.00	-8.58
144	5720	17.40	17.40	24.00	-6.60

PSD Results

Channel	Frequency (MHz)	Antenna 6 Meas PSD (dBm/1MHz)	Total Corr'd PSD (dBm/1MHz)	PSD Limit (dBm/1MHz)	PSD Margin (dB)
Low	5500	8.868	8.868	11.00	-2.132
Mid	5580	8.725	8.725	11.00	-2.275
High	5700	7.392	7.392	11.00	-3.608
144	5720	8.785	8.785	11.00	-2.215

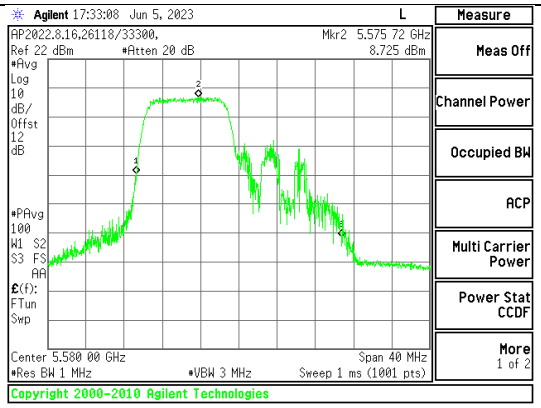

MID CHANNEL

UL VERIFICATION SERVICES INC.
47173 Benicia Street, Fremont, CA 94538; USA TEL:(510) 319-4000 FAX:(510) 661-0888

This report shall not be reproduced except in full, without the written approval of UL Verification Services Inc.

1TX Antenna 6 MODE (FCC) – 106 Tones, RU Index 54

Test Engineer:	26118 / 33300
Test Date:	06/05/2023

Bandwidth, Antenna Gain, and Limits

Channel	Frequency (MHz)	Min 26 dB BW (MHz)	Directional Gain (dBi)	Power Limit (dBm)	PSD Limit (dBm/1MHz)
Low	5500	20.675	-2.00	24.00	11.00
Mid	5580	20.638	-2.00	24.00	11.00
High	5700	20.793	-2.00	24.00	11.00
144	5720	20.876	-2.00	24.00	11.00

Duty Cycle CF (dB)		**Included in Calculations Corr'd PSD**

Output Power Results

Channel	Frequency (MHz)	Antenna 6 Meas Power (dBm)	Total Corr'd Power (dBm)	Power Limit (dBm)	Power Margin (dB)
Low	5500	17.33	17.33	24.00	-6.67
Mid	5580	17.41	17.41	24.00	-6.59
High	5700	15.39	15.39	24.00	-8.61
144	5720	17.36	17.36	24.00	-6.64

PSD Results

Channel	Frequency (MHz)	Antenna 6 Meas PSD (dBm/1MHz)	Total Corr'd PSD (dBm/1MHz)	PSD Limit (dBm/1MHz)	PSD Margin (dB)
Low	5500	8.610	8.610	11.00	-2.390
Mid	5580	8.975	8.975	11.00	-2.025
High	5700	7.593	7.593	11.00	-3.407
144	5720	8.872	8.872	11.00	-2.128

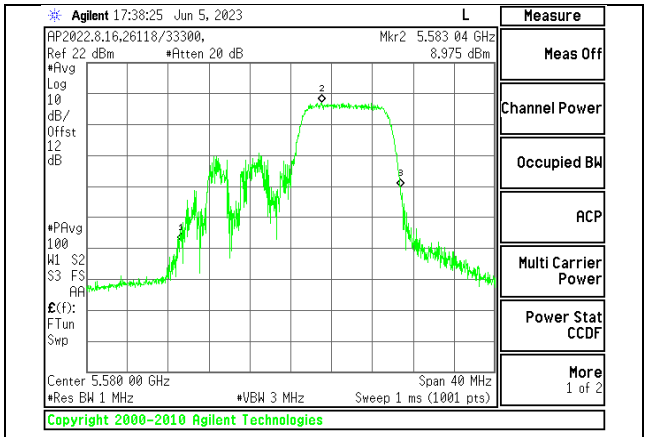

MID CHANNEL

UL VERIFICATION SERVICES INC.
47173 Benicia Street, Fremont, CA 94538; USA TEL:(510) 319-4000 FAX:(510) 661-0888

This report shall not be reproduced except in full, without the written approval of UL Verification Services Inc.

1TX Antenna 6 MODE (FCC) – SU Mode

Test Engineer:	28641 / 23560
Test Date:	05/17/2023

Bandwidth, Antenna Gain, and Limits

Channel	Frequency (MHz)	Min 26 dB BW (MHz)	Directional Gain (dBi)	Power Limit (dBm)	PSD Limit (dBm/1MHz)
Low	5500	20.94	-2.00	24.00	11.00
Mid	5580	20.89	-2.00	24.00	11.00
High	5700	22.55	-2.00	24.00	11.00
144	5720	20.72	-2.00	24.00	11.00

Duty Cycle CF (dB)		**Included in Calculations Corr'd PSD**

Output Power Results

Channel	Frequency (MHz)	Antenna 6 Meas Power (dBm)	Total Corr'd Power (dBm)	Power Limit (dBm)	Power Margin (dB)
Low	5500	18.84	18.84	24.00	-5.16
Mid	5580	19.47	19.47	24.00	-4.53
High	5700	16.43	16.43	24.00	-7.57
144	5720	19.47	19.47	24.00	-4.53

PSD Results

Channel	Frequency (MHz)	Antenna 6 Meas PSD (dBm/1MHz)	Total Corr'd PSD (dBm/1MHz)	PSD Limit (dBm/1MHz)	PSD Margin (dB)
Low	5500	8.238	8.238	11.00	-2.762
Mid	5580	9.206	9.206	11.00	-1.794
High	5700	6.771	6.771	11.00	-4.229
144	5720	9.380	9.380	11.00	-1.620

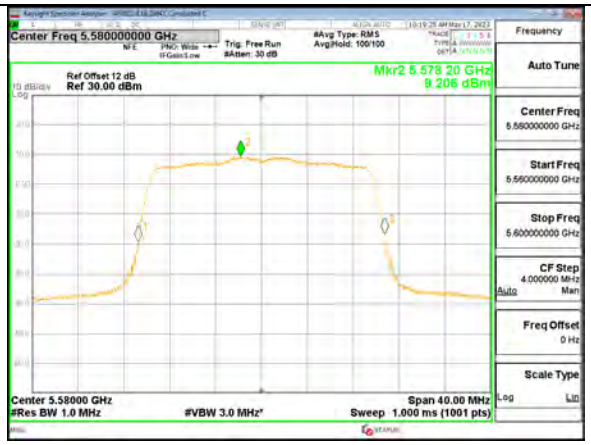

MID CHANNEL

UL VERIFICATION SERVICES INC.
47173 Benicia Street, Fremont, CA 94538; USA TEL:(510) 319-4000 FAX:(510) 661-0888

This report shall not be reproduced except in full, without the written approval of UL Verification Services Inc.

1TX Antenna 5 MODE (FCC) – 106 Tones, RU Index 53

Test Engineer:	26118 / 33300
Test Date:	06/05/2023

Bandwidth, Antenna Gain, and Limits

Channel	Frequency (MHz)	Min 26 dB BW (MHz)	Directional Gain (dBi)	Power Limit (dBm)	PSD Limit (dBm/1MHz)
Low	5500	20.533	-3.80	24.00	11.00
Mid	5580	20.430	-3.80	24.00	11.00
High	5700	20.365	-3.80	24.00	11.00
144	5720	20.306	-3.80	24.00	11.00

Duty Cycle CF (dB)		**Included in Calculations Corr'd PSD**

Output Power Results

Channel	Frequency (MHz)	Antenna 5 Meas Power (dBm)	Total Corr'd Power (dBm)	Power Limit (dBm)	Power Margin (dB)
Low	5500	17.47	17.47	24.00	-6.53
Mid	5580	17.34	17.34	24.00	-6.66
High	5700	15.49	15.49	24.00	-8.51
144	5720	17.49	17.49	24.00	-6.51

PSD Results

Channel	Frequency (MHz)	Antenna 5 Meas PSD (dBm/1MHz)	Total Corr'd PSD (dBm/1MHz)	PSD Limit (dBm/1MHz)	PSD Margin (dB)
Low	5500	8.897	8.897	11.00	-2.103
Mid	5580	8.555	8.555	11.00	-2.445
High	5700	7.645	7.645	11.00	-3.355
144	5720	8.961	8.961	11.00	-2.039

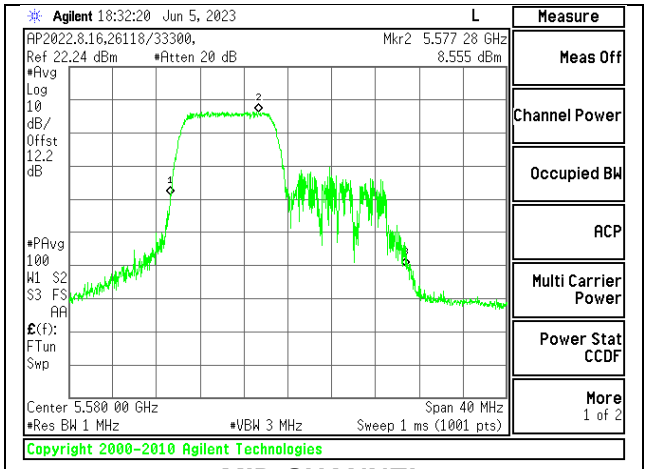

MID CHANNEL

UL VERIFICATION SERVICES INC.
47173 Benicia Street, Fremont, CA 94538; USA TEL:(510) 319-4000 FAX:(510) 661-0888

This report shall not be reproduced except in full, without the written approval of UL Verification Services Inc.

1TX Antenna 5 MODE (FCC) – 106 Tones, RU Index 54

Test Engineer:	23118 / 33300
Test Date:	06/05/2023

Bandwidth, Antenna Gain, and Limits

Channel	Frequency (MHz)	Min 26 dB BW (MHz)	Directional Gain (dBi)	Power Limit (dBm)	PSD Limit (dBm/1MHz)
Low	5500	20.864	-3.80	24.00	11.00
Mid	5580	20.962	-3.80	24.00	11.00
High	5700	20.773	-3.80	24.00	11.00
144	5720	20.742	-3.80	24.00	11.00

Duty Cycle CF (dB)		**Included in Calculations Corr'd PSD**

Output Power Results

Channel	Frequency (MHz)	Antenna 5 Meas Power (dBm)	Total Corr'd Power (dBm)	Power Limit (dBm)	Power Margin (dB)
Low	5500	17.45	17.45	24.00	-6.55
Mid	5580	17.40	17.40	24.00	-6.60
High	5700	15.47	15.47	24.00	-8.53
144	5720	17.47	17.47	24.00	-6.53

PSD Results

Channel	Frequency (MHz)	Antenna 5 Meas PSD (dBm/1MHz)	Total Corr'd PSD (dBm/1MHz)	PSD Limit (dBm/1MHz)	PSD Margin (dB)
Low	5500	8.993	8.993	11.00	-2.007
Mid	5580	8.952	8.952	11.00	-2.048
High	5700	7.668	7.668	11.00	-3.332
144	5720	9.071	9.071	11.00	-1.929

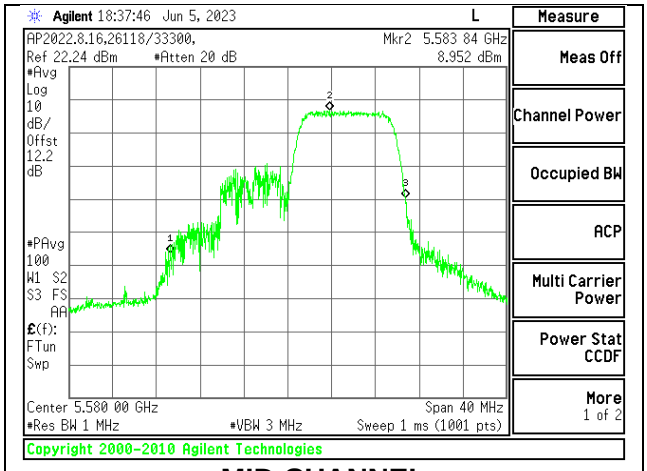

MID CHANNEL

UL VERIFICATION SERVICES INC.
47173 Benicia Street, Fremont, CA 94538; USA TEL:(510) 319-4000 FAX:(510) 661-0888

This report shall not be reproduced except in full, without the written approval of UL Verification Services Inc.

1TX Antenna 5 MODE (FCC) – SU Mode

Test Engineer:	28641
Test Date:	05/17/2023

Bandwidth, Antenna Gain, and Limits

Channel	Frequency (MHz)	Min 26 dB BW (MHz)	Directional Gain (dBi)	Power Limit (dBm)	PSD Limit (dBm/1MHz)
Low	5500	21.41	-3.80	24.00	11.00
Mid	5580	20.84	-3.80	24.00	11.00
High	5700	22.11	-3.80	24.00	11.00
144	5720	20.72	-3.80	24.00	11.00

Duty Cycle CF (dB)		**Included in Calculations Corr'd PSD**

Output Power Results

Channel	Frequency (MHz)	Antenna 5 Meas Power (dBm)	Total Corr'd Power (dBm)	Power Limit (dBm)	Power Margin (dB)
Low	5500	18.87	18.87	24.00	-5.13
Mid	5580	19.49	19.49	24.00	-4.51
High	5700	16.41	16.41	24.00	-7.59
144	5720	19.49	19.49	24.00	-4.51

PSD Results

Channel	Frequency (MHz)	Antenna 5 Meas PSD (dBm/1MHz)	Total Corr'd PSD (dBm/1MHz)	PSD Limit (dBm/1MHz)	PSD Margin (dB)
Low	5500	8.586	8.586	11.00	-2.414
Mid	5580	9.248	9.248	11.00	-1.752
High	5700	6.735	6.735	11.00	-4.265
144	5720	9.416	9.416	11.00	-1.584

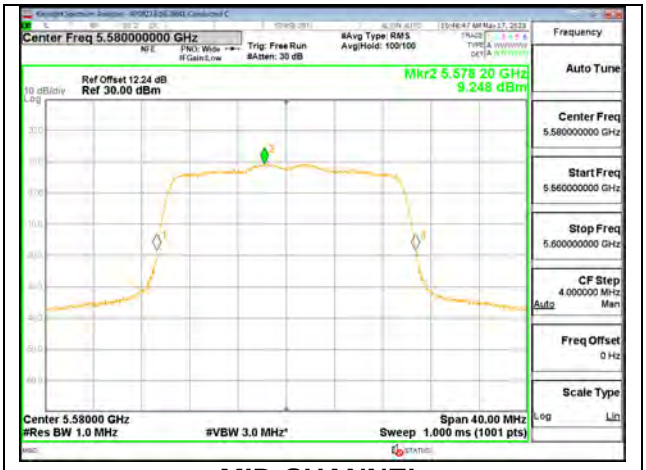

MID CHANNEL

UL VERIFICATION SERVICES INC.
47173 Benicia Street, Fremont, CA 94538; USA TEL:(510) 319-4000 FAX:(510) 661-0888

This report shall not be reproduced except in full, without the written approval of UL Verification Services Inc.

2TX Antenna 6 + Antenna 5 OFDMA MODE (FCC) – 106 Tones, RU Index 53

Test Engineer:	26118/33300
Test Date:	06/05/2023

Bandwidth, Antenna Gain, and Limits

Channel	Frequency (MHz)	Min 26 dB BW (MHz)	Directional Gain for Power (dBi)	Directional Gain for PSD (dBi)	Power Limit (dBm)	PSD Limit (dBm/1MHz)
Low	5500	19.769	-2.81	0.16	23.96	11.00
Mid	5580	20.110	-2.81	0.16	24.00	11.00
High	5700	19.963	-2.81	0.16	24.00	11.00
144	5720	19.739	-2.81	0.16	23.95	11.00

Duty Cycle CF (dB)		**Included in Calculations of Corr'd PSD**

Output Power Results

Channel	Frequency (MHz)	Antenna 6 Meas Power (dBm)	Antenna 5 Meas Power (dBm)	Total Corr'd Power (dBm)	Power Limit (dBm)	Power Margin (dB)
Low	5500	14.30	14.43	17.38	23.96	-6.58
Mid	5580	14.28	14.41	17.36	24.00	-6.64
High	5700	14.48	14.45	17.48	24.00	-6.52
144	5720	14.47	14.37	17.43	23.95	-6.52

PSD Results

Channel	Frequency (MHz)	Antenna 6 Meas PSD (dBm/1MHz)	Antenna 5 Meas PSD (dBm/1MHz)	Total Corr'd PSD (dBm/1MHz)	PSD Limit (dBm/1MHz)	PSD Margin (dB)
Low	5500	6.217	6.466	9.354	11.00	-1.646
Mid	5580	6.160	6.427	9.306	11.00	-1.694
High	5700	6.581	6.480	9.541	11.00	-1.459
144	5720	6.545	6.294	9.432	11.00	-1.568

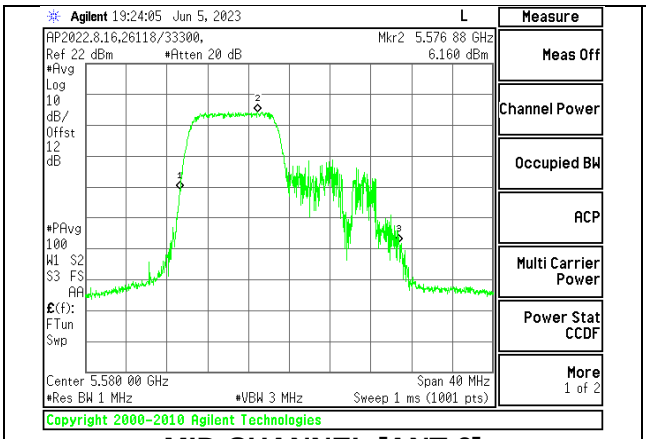

MID CHANNEL [ANT 6]

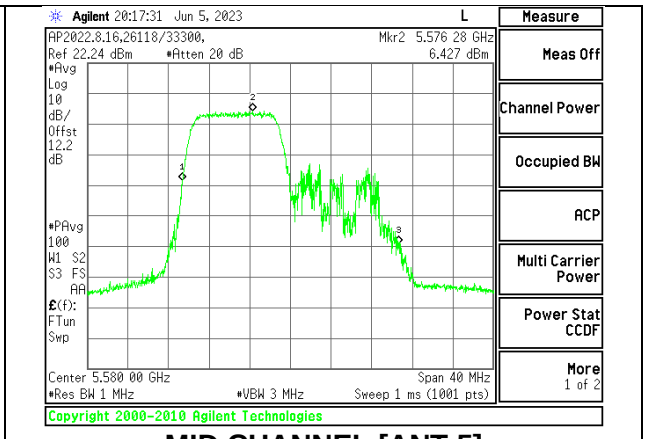

MID CHANNEL [ANT 5]

UL VERIFICATION SERVICES INC.
47173 Benicia Street, Fremont, CA 94538; USA TEL:(510) 319-4000 FAX:(510) 661-0888

This report shall not be reproduced except in full, without the written approval of UL Verification Services Inc.

2TX Antenna 6 + Antenna 5 OFDMA MODE (FCC) – 106 Tones, RU Index 54

Test Engineer:	26118 / 33300
Test Date:	06/05/2023

Bandwidth, Antenna Gain, and Limits

Channel	Frequency (MHz)	Min 26 dB BW (MHz)	Directional Gain for Power (dBi)	Directional Gain for PSD (dBi)	Power Limit (dBm)	PSD Limit (dBm/1MHz)
Low	5500	19.706	-2.81	0.16	23.95	11.00
Mid	5580	19.877	-2.81	0.16	23.98	11.00
High	5700	19.836	-2.81	0.16	23.97	11.00
144	5720	19.820	-2.81	0.16	23.97	11.00

Duty Cycle CF (dB)		**Included in Calculations of Corr'd PSD**

Output Power Results

Channel	Frequency (MHz)	Antenna 6 Meas Power (dBm)	Antenna 5 Meas Power (dBm)	Total Corr'd Power (dBm)	Power Limit (dBm)	Power Margin (dB)
Low	5500	14.41	14.31	17.37	23.95	-6.58
Mid	5580	14.45	14.44	17.46	23.98	-6.53
High	5700	14.39	14.41	17.41	23.97	-6.56
144	5720	14.41	14.49	17.46	23.97	-6.51

PSD Results

Channel	Frequency (MHz)	Antenna 6 Meas PSD (dBm/1MHz)	Antenna 5 Meas PSD (dBm/1MHz)	Total Corr'd PSD (dBm/1MHz)	PSD Limit (dBm/1MHz)	PSD Margin (dB)
Low	5500	6.315	6.242	9.289	11.00	-1.711
Mid	5580	6.396	6.747	9.585	11.00	-1.415
High	5700	6.591	6.753	9.683	11.00	-1.317
144	5720	6.481	6.790	9.649	11.00	-1.351

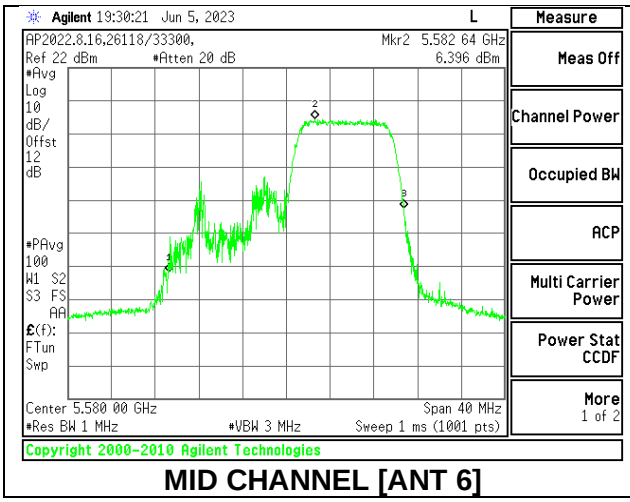

MID CHANNEL [ANT 6]

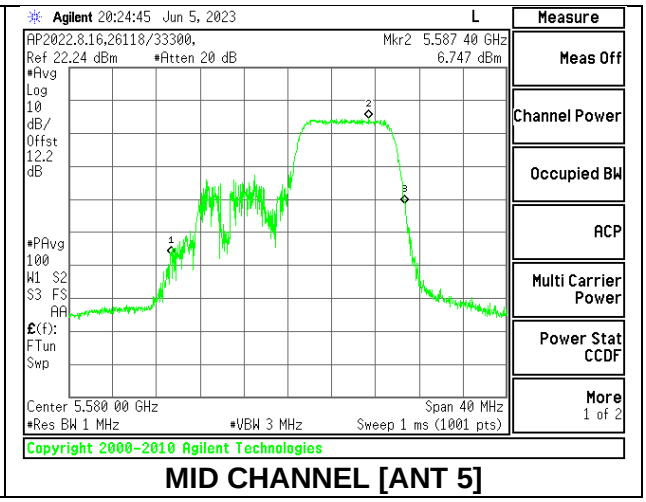

MID CHANNEL [ANT 5]

UL VERIFICATION SERVICES INC.
47173 Benicia Street, Fremont, CA 94538; USA TEL:(510) 319-4000 FAX:(510) 661-0888

This report shall not be reproduced except in full, without the written approval of UL Verification Services Inc.

2TX Antenna 6 + Antenna 5 OFDMA MODE (FCC) – SU Mode

Test Engineer:	28641
Test Date:	05/18/2023

Bandwidth, Antenna Gain, and Limits

Channel	Frequency (MHz)	Min 26 dB BW (MHz)	Directional Gain for Power (dBi)	Directional Gain for PSD (dBi)	Power Limit (dBm)	PSD Limit (dBm/1MHz)
Low	5500	20.780	-2.81	0.16	24.00	11.00
Mid	5580	20.460	-2.81	0.16	24.00	11.00
High	5700	20.720	-2.81	0.16	24.00	11.00
144	5720	20.770	-2.81	0.16	24.00	11.00

Duty Cycle CF (dB)		**Included in Calculations of Corr'd PSD**

Output Power Results

Channel	Frequency (MHz)	Antenna 6 Meas Power (dBm)	Antenna 5 Meas Power (dBm)	Total Corr'd Power (dBm)	Power Limit (dBm)	Power Margin (dB)
Low	5500	16.38	16.44	19.42	24.00	-4.58
Mid	5580	16.47	16.45	19.47	24.00	-4.53
High	5700	15.87	15.83	18.86	24.00	-5.14
144	5720	16.33	16.40	19.38	24.00	-4.62

PSD Results

Channel	Frequency (MHz)	Antenna 6 Meas PSD (dBm/1MHz)	Antenna 5 Meas PSD (dBm/1MHz)	Total Corr'd PSD (dBm/1MHz)	PSD Limit (dBm/1MHz)	PSD Margin (dB)
Low	5500	5.829	6.191	9.024	11.00	-1.976
Mid	5580	6.306	6.208	9.268	11.00	-1.732
High	5700	5.814	5.623	8.730	11.00	-2.270
144	5720	5.700	6.189	8.962	11.00	-2.038

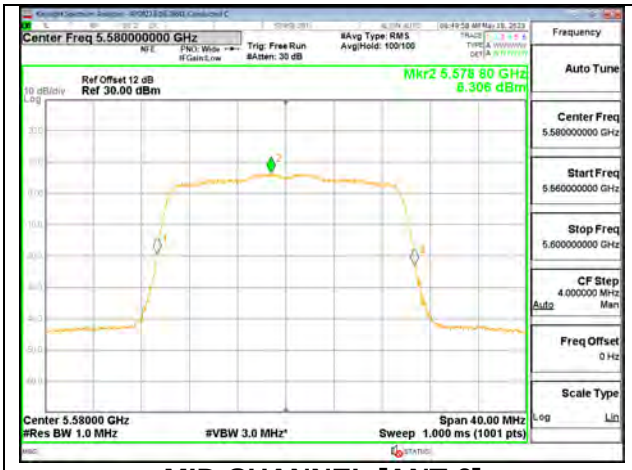

MID CHANNEL [ANT 6]

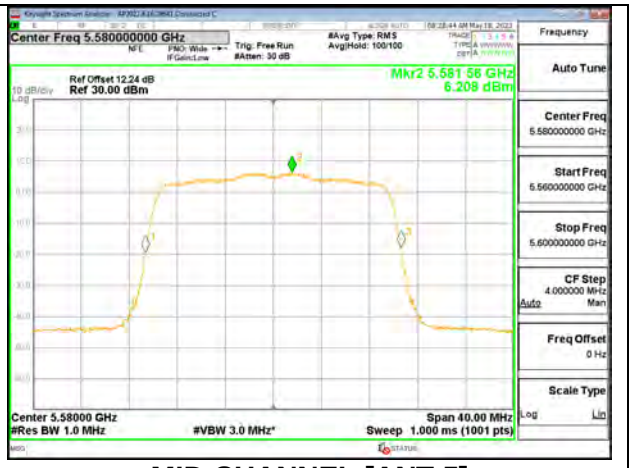

MID CHANNEL [ANT 5]

UL VERIFICATION SERVICES INC.
47173 Benicia Street, Fremont, CA 94538; USA TEL:(510) 319-4000 FAX:(510) 661-0888

This report shall not be reproduced except in full, without the written approval of UL Verification Services Inc.

9.4.20. 802.11ax HE40 MODE IN THE 5.6 GHz BAND

1TX Antenna 6 MODE (FCC) – 106 Tones, RU Index 53

Test Engineer:	32181
Test Date:	08/29/2023

Bandwidth, Antenna Gain, and Limits

Channel	Frequency (MHz)	Min 26 dB BW (MHz)	Directional Gain (dBi)	Power Limit (dBm)	PSD Limit (dBm/1MHz)
Low	5510	22.222	-2.00	24.00	11.00
Mid	5550	21.938	-2.00	24.00	11.00
High	5670	21.999	-2.00	24.00	11.00
142	5710	21.845	-2.00	24.00	11.00

Duty Cycle CF (dB)		**Included in Calculations Corr'd PSD**

Output Power Results

Channel	Frequency (MHz)	Antenna 6 Meas Power (dBm)	Total Corr'd Power (dBm)	Power Limit (dBm)	Power Margin (dB)
Low	5510	14.99	14.99	24.00	-9.01
Mid	5550	15.49	15.49	24.00	-8.51
High	5670	15.49	15.49	24.00	-8.51
142	5710	15.46	15.46	24.00	-8.54

PSD Results

Channel	Frequency (MHz)	Antenna 6 Meas PSD (dBm/1MHz)	Total Corr'd PSD (dBm/1MHz)	PSD Limit (dBm/1MHz)	PSD Margin (dB)
Low	5510	6.664	6.664	11.00	-4.336
Mid	5550	6.977	6.977	11.00	-4.023
High	5670	7.023	7.023	11.00	-3.977
142	5710	7.015	7.015	11.00	-3.985

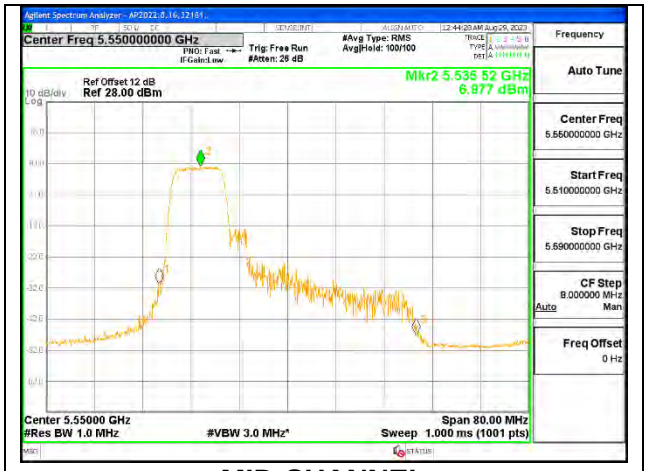

MID CHANNEL

UL VERIFICATION SERVICES INC.
47173 Benicia Street, Fremont, CA 94538; USA TEL:(510) 319-4000 FAX:(510) 661-0888

This report shall not be reproduced except in full, without the written approval of UL Verification Services Inc.

1TX Antenna 6 MODE (FCC) – 106 Tones, RU Index 54

Test Engineer:	32181
Test Date:	08/29/2023

Bandwidth, Antenna Gain, and Limits

Channel	Frequency (MHz)	Min 26 dB BW (MHz)	Directional Gain (dBi)	Power Limit (dBm)	PSD Limit (dBm/1MHz)
Low	5510	27.370	-2.00	24.00	11.00
Mid	5550	29.612	-2.00	24.00	11.00
High	5670	26.372	-2.00	24.00	11.00
142	5710	28.101	-2.00	24.00	11.00

Duty Cycle CF (dB)		**Included in Calculations Corr'd PSD**

Output Power Results

Channel	Frequency (MHz)	Antenna 6 Meas Power (dBm)	Total Corr'd Power (dBm)	Power Limit (dBm)	Power Margin (dB)
Low	5510	14.95	14.95	24.00	-9.05
Mid	5550	15.47	15.47	24.00	-8.53
High	5670	15.45	15.45	24.00	-8.55
142	5710	15.46	15.46	24.00	-8.54

PSD Results

Channel	Frequency (MHz)	Antenna 6 Meas PSD (dBm/1MHz)	Total Corr'd PSD (dBm/1MHz)	PSD Limit (dBm/1MHz)	PSD Margin (dB)
Low	5510	6.520	6.520	11.00	-4.480
Mid	5550	7.192	7.192	11.00	-3.808
High	5670	7.016	7.016	11.00	-3.984
142	5710	7.030	7.030	11.00	-3.970

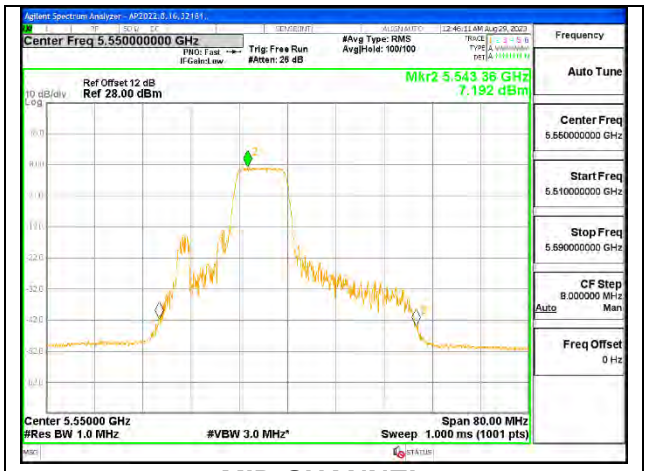

MID CHANNEL

UL VERIFICATION SERVICES INC.
47173 Benicia Street, Fremont, CA 94538; USA TEL:(510) 319-4000 FAX:(510) 661-0888

This report shall not be reproduced except in full, without the written approval of UL Verification Services Inc.

1TX Antenna 6 MODE (FCC) – 106 Tones, RU Index 56

Test Engineer:	32181
Test Date:	08/29/2023

Bandwidth, Antenna Gain, and Limits

Channel	Frequency (MHz)	Min 26 dB BW (MHz)	Directional Gain (dBi)	Power Limit (dBm)	PSD Limit (dBm/1MHz)
Low	5510	21.866	-2.00	24.00	11.00
Mid	5550	22.260	-2.00	24.00	11.00
High	5670	22.807	-2.00	24.00	11.00
142	5710	22.665	-2.00	24.00	11.00

Duty Cycle CF (dB)		**Included in Calculations Corr'd PSD**

Output Power Results

Channel	Frequency (MHz)	Antenna 6 Meas Power (dBm)	Total Corr'd Power (dBm)	Power Limit (dBm)	Power Margin (dB)
Low	5510	14.82	14.82	24.00	-9.18
Mid	5550	15.49	15.49	24.00	-8.51
High	5670	15.47	15.47	24.00	-8.53
142	5710	15.47	15.47	24.00	-8.53

PSD Results

Channel	Frequency (MHz)	Antenna 6 Meas PSD (dBm/1MHz)	Total Corr'd PSD (dBm/1MHz)	PSD Limit (dBm/1MHz)	PSD Margin (dB)
Low	5510	6.337	6.337	11.00	-4.663
Mid	5550	7.001	7.001	11.00	-3.999
High	5670	6.955	6.955	11.00	-4.045
142	5710	7.065	7.065	11.00	-3.935

MID CHANNEL

UL VERIFICATION SERVICES INC.
47173 Benicia Street, Fremont, CA 94538; USA TEL:(510) 319-4000 FAX:(510) 661-0888

This report shall not be reproduced except in full, without the written approval of UL Verification Services Inc.

1TX Antenna 6 MODE (FCC) – SU Mode

Test Engineer:	32181
Test Date:	08/29/2023

Bandwidth, Antenna Gain, and Limits

Channel	Frequency (MHz)	Min 26 dB BW (MHz)	Directional Gain (dBi)	Power Limit (dBm)	PSD Limit (dBm/1MHz)
Low	5510	41.39	-2.00	24.00	11.00
Mid	5550	40.35	-2.00	24.00	11.00
High	5670	41.13	-2.00	24.00	11.00
142	5710	40.75	-2.00	24.00	11.00

Duty Cycle CF (dB)	0.13	**Included in Calculations Corr'd PSD**

Output Power Results

Channel	Frequency (MHz)	Antenna 6 Meas Power (dBm)	Total Corr'd Power (dBm)	Power Limit (dBm)	Power Margin (dB)
Low	5510	15.97	15.97	24.00	-8.03
Mid	5550	20.40	20.40	24.00	-3.60
High	5670	18.84	18.84	24.00	-5.16
142	5710	20.43	20.43	24.00	-3.57

PSD Results

Channel	Frequency (MHz)	Antenna 6 Meas PSD (dBm/1MHz)	Total Corr'd PSD (dBm/1MHz)	PSD Limit (dBm/1MHz)	PSD Margin (dB)
Low	5510	1.417	1.547	11.00	-9.453
Mid	5550	5.816	5.946	11.00	-5.054
High	5670	4.650	4.780	11.00	-6.220
142	5710	6.001	6.131	11.00	-4.869

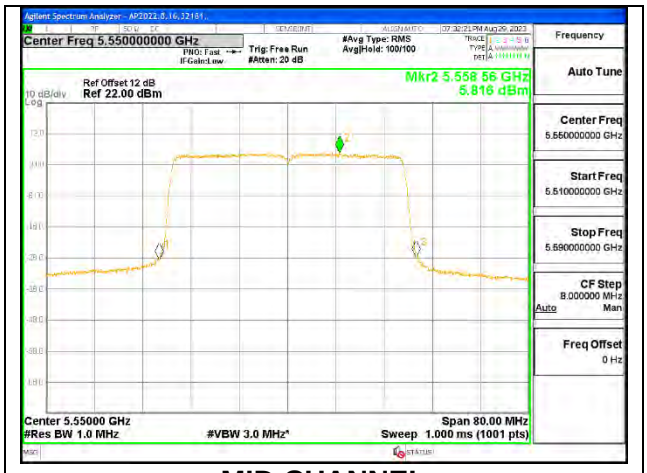

MID CHANNEL

UL VERIFICATION SERVICES INC.
47173 Benicia Street, Fremont, CA 94538; USA TEL:(510) 319-4000 FAX:(510) 661-0888

This report shall not be reproduced except in full, without the written approval of UL Verification Services Inc.

1TX Antenna 5 MODE (FCC) – 106 Tones, RU Index 53

Test Engineer:	32181
Test Date:	08/29/2023

Bandwidth, Antenna Gain, and Limits

Channel	Frequency (MHz)	Min 26 dB BW (MHz)	Directional Gain (dBi)	Power Limit (dBm)	PSD Limit (dBm/1MHz)
Low	5510	22.437	-3.80	24.00	11.00
Mid	5550	22.243	-3.80	24.00	11.00
High	5670	21.835	-3.80	24.00	11.00
142	5710	21.530	-3.80	24.00	11.00

Duty Cycle CF (dB)		**Included in Calculations Corr'd PSD**

Output Power Results

Channel	Frequency (MHz)	Antenna 5 Meas Power (dBm)	Total Corr'd Power (dBm)	Power Limit (dBm)	Power Margin (dB)
Low	5510	14.90	14.90	24.00	-9.10
Mid	5550	15.47	15.47	24.00	-8.53
High	5670	15.47	15.47	24.00	-8.53
142	5710	15.49	15.49	24.00	-8.51

PSD Results

Channel	Frequency (MHz)	Antenna 5 Meas PSD (dBm/1MHz)	Total Corr'd PSD (dBm/1MHz)	PSD Limit (dBm/1MHz)	PSD Margin (dB)
Low	5510	6.469	6.469	11.00	-4.531
Mid	5550	6.936	6.936	11.00	-4.064
High	5670	7.051	7.051	11.00	-3.949
142	5710	6.941	6.941	11.00	-4.059

MID CHANNEL

UL VERIFICATION SERVICES INC.
47173 Benicia Street, Fremont, CA 94538; USA TEL:(510) 319-4000 FAX:(510) 661-0888

This report shall not be reproduced except in full, without the written approval of UL Verification Services Inc.

1TX Antenna 5 MODE (FCC) – 106 Tones, RU Index 54

Test Engineer:	32181
Test Date:	08/29/2023

Bandwidth, Antenna Gain, and Limits

Channel	Frequency (MHz)	Min 26 dB BW (MHz)	Directional Gain (dBi)	Power Limit (dBm)	PSD Limit (dBm/1MHz)
Low	5510	27.904	-3.80	24.00	11.00
Mid	5550	27.529	-3.80	24.00	11.00
High	5670	24.908	-3.80	24.00	11.00
142	5710	28.151	-3.80	24.00	11.00

Duty Cycle CF (dB)		**Included in Calculations Corr'd PSD**

Output Power Results

Channel	Frequency (MHz)	Antenna 5 Meas Power (dBm)	Total Corr'd Power (dBm)	Power Limit (dBm)	Power Margin (dB)
Low	5510	14.91	14.91	24.00	-9.09
Mid	5550	15.48	15.48	24.00	-8.52
High	5670	15.48	15.48	24.00	-8.52
142	5710	15.38	15.38	24.00	-8.62

PSD Results

Channel	Frequency (MHz)	Antenna 5 Meas PSD (dBm/1MHz)	Total Corr'd PSD (dBm/1MHz)	PSD Limit (dBm/1MHz)	PSD Margin (dB)
Low	5510	6.422	6.422	11.00	-4.578
Mid	5550	7.042	7.042	11.00	-3.958
High	5670	7.006	7.006	11.00	-3.994
142	5710	6.978	6.978	11.00	-4.022

MID CHANNEL

UL VERIFICATION SERVICES INC.
47173 Benicia Street, Fremont, CA 94538; USA TEL:(510) 319-4000 FAX:(510) 661-0888

This report shall not be reproduced except in full, without the written approval of UL Verification Services Inc.

1TX Antenna 5 MODE (FCC) – 106 Tones, RU Index 56

Test Engineer:	32181
Test Date:	08/29/2023

Bandwidth, Antenna Gain, and Limits

Channel	Frequency (MHz)	Min 26 dB BW (MHz)	Directional Gain (dBi)	Power Limit (dBm)	PSD Limit (dBm/1MHz)
Low	5510	22.550	-3.80	24.00	11.00
Mid	5550	21.580	-3.80	24.00	11.00
High	5670	23.098	-3.80	24.00	11.00
142	5710	22.311	-3.80	24.00	11.00

Duty Cycle CF (dB)		**Included in Calculations Corr'd PSD**

Output Power Results

Channel	Frequency (MHz)	Antenna 5 Meas Power (dBm)	Total Corr'd Power (dBm)	Power Limit (dBm)	Power Margin (dB)
Low	5510	14.94	14.94	24.00	-9.06
Mid	5550	15.46	15.46	24.00	-8.54
High	5670	15.49	15.49	24.00	-8.51
142	5710	15.48	15.48	24.00	-8.52

PSD Results

Channel	Frequency (MHz)	Antenna 5 Meas PSD (dBm/1MHz)	Total Corr'd PSD (dBm/1MHz)	PSD Limit (dBm/1MHz)	PSD Margin (dB)
Low	5510	6.543	6.543	11.00	-4.457
Mid	5550	7.130	7.130	11.00	-3.870
High	5670	7.052	7.052	11.00	-3.948
142	5710	7.076	7.076	11.00	-3.924

MID CHANNEL

UL VERIFICATION SERVICES INC.
47173 Benicia Street, Fremont, CA 94538; USA TEL:(510) 319-4000 FAX:(510) 661-0888

This report shall not be reproduced except in full, without the written approval of UL Verification Services Inc.

1TX Antenna 5 MODE (FCC) – SU Mode

Test Engineer:	32181
Test Date:	08/29/2023

Bandwidth, Antenna Gain, and Limits

Channel	Frequency (MHz)	Min 26 dB BW (MHz)	Directional Gain (dBi)	Power Limit (dBm)	PSD Limit (dBm/1MHz)
Low	5510	41.18	-3.80	24.00	11.00
Mid	5550	39.94	-3.80	24.00	11.00
High	5670	40.22	-3.80	24.00	11.00
142	5710	40.04	-3.80	24.00	11.00

Duty Cycle CF (dB)	0.13	**Included in Calculations Corr'd PSD**

Output Power Results

Channel	Frequency (MHz)	Antenna 5 Meas Power (dBm)	Total Corr'd Power (dBm)	Power Limit (dBm)	Power Margin (dB)
Low	5510	15.92	15.92	24.00	-8.08
Mid	5550	20.49	20.49	24.00	-3.51
High	5670	18.81	18.81	24.00	-5.19
142	5710	20.46	20.46	24.00	-3.54

PSD Results

Channel	Frequency (MHz)	Antenna 5 Meas PSD (dBm/1MHz)	Total Corr'd PSD (dBm/1MHz)	PSD Limit (dBm/1MHz)	PSD Margin (dB)
Low	5510	1.379	1.509	11.00	-9.491
Mid	5550	5.916	6.046	11.00	-4.954
High	5670	4.541	4.671	11.00	-6.329
142	5710	6.047	6.177	11.00	-4.823

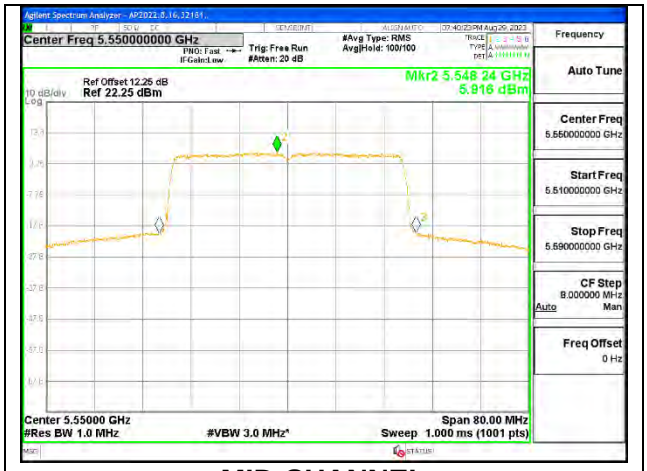

MID CHANNEL

UL VERIFICATION SERVICES INC.
47173 Benicia Street, Fremont, CA 94538; USA TEL:(510) 319-4000 FAX:(510) 661-0888

This report shall not be reproduced except in full, without the written approval of UL Verification Services Inc.

2TX Antenna 6 + Antenna 5 OFDMA MODE (FCC) – 106 Tones, RU Index 53

Test Engineer:	26118
Test Date:	08/29/2023

Bandwidth, Antenna Gain, and Limits

Channel	Frequency (MHz)	Min 26 dB BW (MHz)	Directional Gain for Power (dBi)	Directional Gain for PSD (dBi)	Power Limit (dBm)	PSD Limit (dBm/1MHz)
Low	5510	20.623	-2.81	0.16	24.00	11.00
Mid	5550	21.090	-2.81	0.16	24.00	11.00
High	5670	20.429	-2.81	0.16	24.00	11.00
142	5710	20.810	-2.81	0.16	24.00	11.00

Duty Cycle CF (dB)		**Included in Calculations of Corr'd Power & PSD**

Output Power Results

Channel	Frequency (MHz)	Antenna 6 Meas Power (dBm)	Antenna 5 Meas Power (dBm)	Total Corr'd Power (dBm)	Power Limit (dBm)	Power Margin (dB)
Low	5510	14.43	14.49	17.47	24.00	-6.53
Mid	5550	14.39	14.40	17.41	24.00	-6.59
High	5670	14.38	14.37	17.39	24.00	-6.61
142	5710	14.32	14.41	17.38	24.00	-6.62

PSD Results

Channel	Frequency (MHz)	Antenna 6 Meas PSD (dBm/1MHz)	Antenna 5 Meas PSD (dBm/1MHz)	Total Corr'd PSD (dBm/1MHz)	PSD Limit (dBm/ 1MHz)	PSD Margin (dB)
Low	5510	6.313	6.537	9.437	11.00	-1.56
Mid	5550	6.103	6.133	9.128	11.00	-1.87
High	5670	5.976	5.999	8.998	11.00	-2.00
142	5710	5.878	6.023	8.961	11.00	-2.04

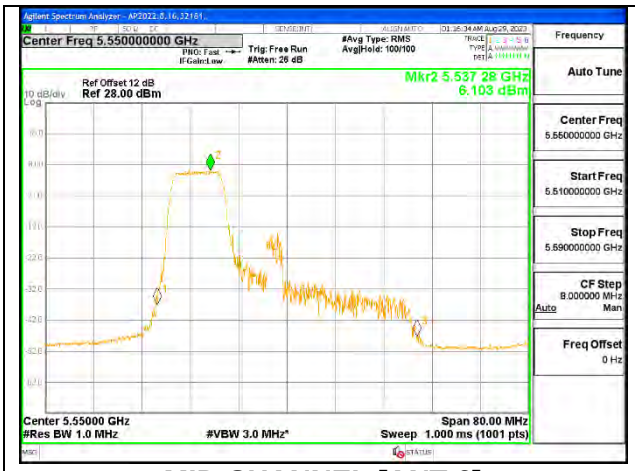

MID CHANNEL [ANT 6]

MID CHANNEL [ANT 5]

UL VERIFICATION SERVICES INC.
47173 Benicia Street, Fremont, CA 94538; USA TEL:(510) 319-4000 FAX:(510) 661-0888

This report shall not be reproduced except in full, without the written approval of UL Verification Services Inc.

2TX Antenna 6 + Antenna 5 OFDMA MODE (FCC) – 106 Tones, RU Index 54

Test Engineer:	26118
Test Date:	08/29/2023

Bandwidth, Antenna Gain, and Limits

Channel	Frequency (MHz)	Min 26 dB BW (MHz)	Directional Gain for Power (dBi)	Directional Gain for PSD (dBi)	Power Limit (dBm)	PSD Limit (dBm/1MHz)
Low	5510	26.734	-2.81	0.16	24.00	11.00
Mid	5550	27.546	-2.81	0.16	24.00	11.00
High	5670	27.300	-2.81	0.16	24.00	11.00
142	5710	24.858	-2.81	0.16	24.00	11.00

Duty Cycle CF (dB)		**Included in Calculations of Corr'd Power & PSD**

Output Power Results

Channel	Frequency (MHz)	Antenna 6 Meas Power (dBm)	Antenna 5 Meas Power (dBm)	Total Corr'd Power (dBm)	Power Limit (dBm)	Power Margin (dB)
Low	5510	14.43	14.37	17.41	24.00	-6.59
Mid	5550	14.38	14.46	17.43	24.00	-6.57
High	5670	14.30	14.33	17.33	24.00	-6.67
142	5710	14.45	14.40	17.44	24.00	-6.56

PSD Results

Channel	Frequency (MHz)	Antenna 6 Meas PSD (dBm/1MHz)	Antenna 5 Meas PSD (dBm/1MHz)	Total Corr'd PSD (dBm/1MHz)	PSD Limit (dBm/ 1MHz)	PSD Margin (dB)
Low	5510	6.260	6.029	9.156	11.00	-1.84
Mid	5550	6.07	6.316	9.142	11.00	-1.86
High	5670	5.940	5.953	9.125	11.00	-1.87
142	5710	6.271	6.135	9.214	11.00	-1.79

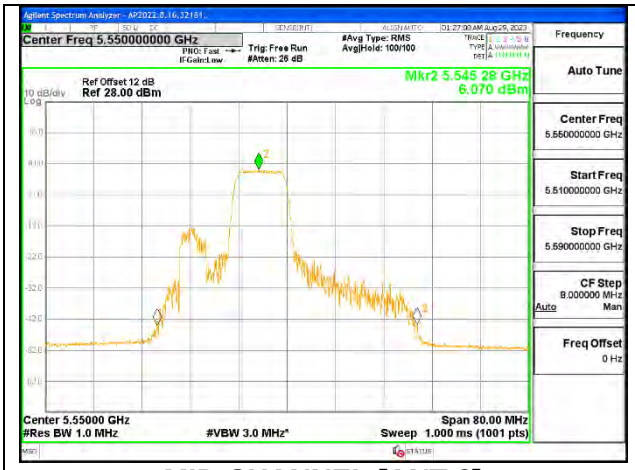

MID CHANNEL [ANT 6]

MID CHANNEL [ANT 5]

UL VERIFICATION SERVICES INC.
47173 Benicia Street, Fremont, CA 94538; USA TEL:(510) 319-4000 FAX:(510) 661-0888

This report shall not be reproduced except in full, without the written approval of UL Verification Services Inc.

2TX Antenna 6 + Antenna 5 OFDMA MODE (FCC) – 106 Tones, RU Index 56

Test Engineer:	26118
Test Date:	08/29/2023

Bandwidth, Antenna Gain, and Limits

Channel	Frequency (MHz)	Min 26 dB BW (MHz)	Directional Gain for Power (dBi)	Directional Gain for PSD (dBi)	Power Limit (dBm)	PSD Limit (dBm/1MHz)
Low	5510	20.341	-2.81	0.16	24.00	11.00
Mid	5550	20.351	-2.81	0.16	24.00	11.00
High	5670	21.182	-2.81	0.16	24.00	11.00
142	5710	21.141	-2.81	0.16	24.00	11.00

Duty Cycle CF (dB)		**Included in Calculations of Corr'd Power & PSD**

Output Power Results

Channel	Frequency (MHz)	Antenna 6 Meas Power (dBm)	Antenna 5 Meas Power (dBm)	Total Corr'd Power (dBm)	Power Limit (dBm)	Power Margin (dB)
Low	5510	14.49	14.48	17.50	24.00	-6.50
Mid	5550	14.35	14.43	17.40	24.00	-6.60
High	5670	14.47	14.46	17.48	24.00	-6.52
142	5710	14.45	14.48	17.48	24.00	-6.52

PSD Results

Channel	Frequency (MHz)	Antenna 6 Meas PSD (dBm/1MHz)	Antenna 5 Meas PSD (dBm/1MHz)	Total Corr'd PSD (dBm/1MHz)	PSD Limit (dBm/ 1MHz)	PSD Margin (dB)
Low	5510	6.374	6.159	9.278	11.00	-1.72
Mid	5550	5.947	6.086	9.027	11.00	-1.97
High	5670	6.352	6.010	9.195	11.00	-1.81
142	5710	6.347	6.413	9.390	11.00	-1.61

MID CHANNEL [ANT 6]

MID CHANNEL [ANT 5]

UL VERIFICATION SERVICES INC.
47173 Benicia Street, Fremont, CA 94538; USA TEL:(510) 319-4000 FAX:(510) 661-0888

This report shall not be reproduced except in full, without the written approval of UL Verification Services Inc.

2TX Antenna 6 + Antenna 5 OFDMA MODE (FCC) – SU Mode

Test Engineer:	33300
Test Date:	08/30/2023

Bandwidth, Antenna Gain, and Limits

Channel	Frequency (MHz)	Min 26 dB BW (MHz)	Directional Gain for Power (dBi)	Directional Gain for PSD (dBi)	Power Limit (dBm)	PSD Limit (dBm/1MHz)
Low	5510	40.45	-2.81	0.16	24.00	11.00
Mid	5550	40.73	-2.81	0.16	24.00	11.00
High	5670	40.94	-2.81	0.16	24.00	11.00
142	5710	39.93	-2.81	0.16	24.00	11.00

Duty Cycle CF (dB)	0.13	**Included in Calculations of Corr'd Power & PSD**

Output Power Results

Channel	Frequency (MHz)	Antenna 6 Meas Power (dBm)	Antenna 5 Meas Power (dBm)	Total Corr'd Power (dBm)	Power Limit (dBm)	Power Margin (dB)
Low	5510	15.44	15.40	18.43	24.00	-5.57
Mid	5550	18.93	18.91	21.93	24.00	-2.07
High	5670	18.46	18.48	21.48	24.00	-2.52
142	5710	18.99	18.94	21.98	24.00	-2.02

PSD Results

Channel	Frequency (MHz)	Antenna 6 Meas PSD (dBm/1MHz)	Antenna 5 Meas PSD (dBm/1MHz)	Total Corr'd PSD (dBm/1MHz)	PSD Limit (dBm/ 1MHz)	PSD Margin (dB)
Low	5510	1.194	1.117	4.296	11.00	-6.70
Mid	5550	4.751	4.692	7.862	11.00	-3.14
High	5670	4.366	4.382	7.514	11.00	-3.49
142	5710	4.848	4.877	8.003	11.00	-3.00

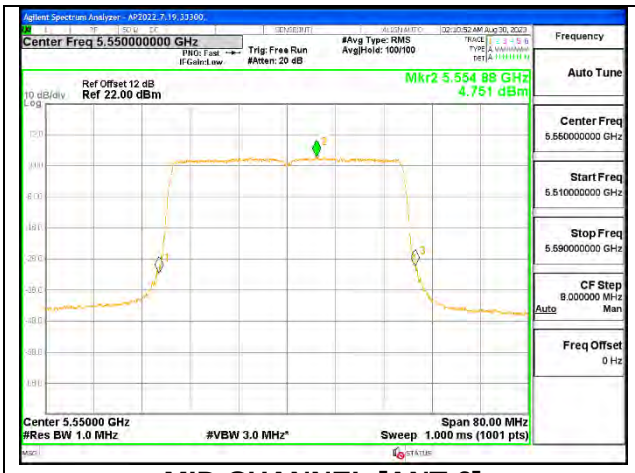

MID CHANNEL [ANT 6]

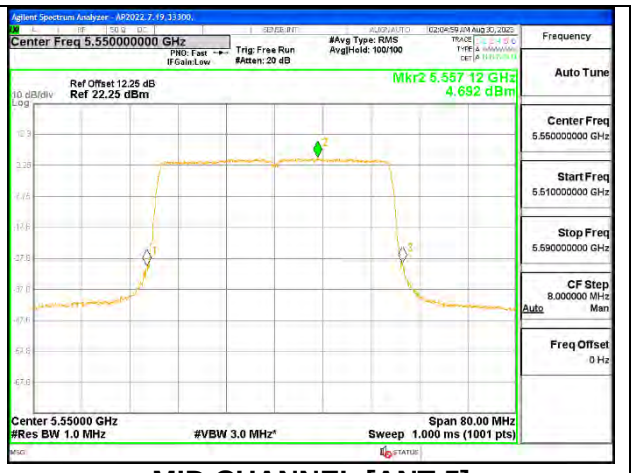

MID CHANNEL [ANT 5]

UL VERIFICATION SERVICES INC.
47173 Benicia Street, Fremont, CA 94538; USA TEL:(510) 319-4000 FAX:(510) 661-0888

This report shall not be reproduced except in full, without the written approval of UL Verification Services Inc.

9.4.21. 802.11ax HE80 MODE IN THE 5.6 GHz BAND

1TX Antenna 6 MODE (FCC) – 106 Tones, RU Index 53

Test Engineer:	26118
Test Date:	08/29/2023

Bandwidth, Antenna Gain, and Limits

Channel	Frequency (MHz)	Min 26 dB BW (MHz)	Directional Gain (dBi)	Power Limit (dBm)	PSD Limit (dBm/1MHz)
Low	5530	21.426	-2.00	24.00	11.00
High	5610	22.954	-2.00	24.00	11.00
138	5690	23.948	-2.00	24.00	11.00

Duty Cycle CF (dB)	0.00	**Included in Calculations Corr'd PSD**

Output Power Results

Channel	Frequency (MHz)	Antenna 6 Meas Power (dBm)	Total Corr'd Power (dBm)	Power Limit (dBm)	Power Margin (dB)
Low	5530	12.38	12.38	24.00	-11.62
High	5610	12.35	12.35	24.00	-11.65
138	5690	12.49	12.49	24.00	-11.51

PSD Results

Channel	Frequency (MHz)	Antenna 6 Meas PSD (dBm/1MHz)	Total Corr'd PSD (dBm/1MHz)	PSD Limit (dBm/1MHz)	PSD Margin (dB)
Low	5530	3.897	3.897	11.00	-7.103
High	5610	3.841	3.841	11.00	-7.159
138	5690	4.197	4.197	11.00	-6.803

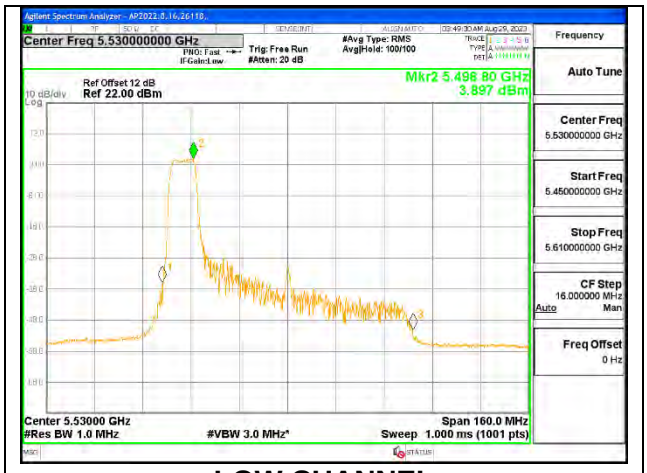

LOW CHANNEL

UL VERIFICATION SERVICES INC.
47173 Benicia Street, Fremont, CA 94538; USA TEL:(510) 319-4000 FAX:(510) 661-0888

This report shall not be reproduced except in full, without the written approval of UL Verification Services Inc.

1TX Antenna 6 MODE (FCC) – 106 Tones, RU Index 56

Test Engineer:	26118
Test Date:	08/29/2023

Bandwidth, Antenna Gain, and Limits

Channel	Frequency (MHz)	Min 26 dB BW (MHz)	Directional Gain (dBi)	Power Limit (dBm)	PSD Limit (dBm/1MHz)
Low	5530	25.180	-2.00	24.00	11.00
High	5610	24.835	-2.00	24.00	11.00
138	5690	26.440	-2.00	24.00	11.00

Duty Cycle CF (dB)	0.00	**Included in Calculations Corr'd PSD**

Output Power Results

Channel	Frequency (MHz)	Antenna 6 Meas Power (dBm)	Total Corr'd Power (dBm)	Power Limit (dBm)	Power Margin (dB)
Low	5530	12.48	12.48	24.00	-11.52
High	5610	12.45	12.45	24.00	-11.55
138	5690	12.49	12.49	24.00	-11.51

PSD Results

Channel	Frequency (MHz)	Antenna 6 Meas PSD (dBm/1MHz)	Total Corr'd PSD (dBm/1MHz)	PSD Limit (dBm/1MHz)	PSD Margin (dB)
Low	5530	4.085	4.085	11.00	-6.915
High	5610	4.068	4.068	11.00	-6.932
138	5690	4.252	4.252	11.00	-6.748

LOW CHANNEL

UL VERIFICATION SERVICES INC.
47173 Benicia Street, Fremont, CA 94538; USA TEL:(510) 319-4000 FAX:(510) 661-0888

This report shall not be reproduced except in full, without the written approval of UL Verification Services Inc.

1TX Antenna 6 MODE (FCC) – 106 Tones, RU Index 60

Test Engineer:	26118
Test Date:	08/29/2023

Bandwidth, Antenna Gain, and Limits

Channel	Frequency (MHz)	Min 26 dB BW (MHz)	Directional Gain (dBi)	Power Limit (dBm)	PSD Limit (dBm/1MHz)
Low	5530	20.817	-2.00	24.00	11.00
High	5610	19.604	-2.00	23.92	11.00
138	5690	23.789	-2.00	24.00	11.00

Duty Cycle CF (dB)	0.00	**Included in Calculations Corr'd PSD**

Output Power Results

Channel	Frequency (MHz)	Antenna 6 Meas Power (dBm)	Total Corr'd Power (dBm)	Power Limit (dBm)	Power Margin (dB)
Low	5530	12.47	12.47	24.00	-11.53
High	5610	12.45	12.45	23.92	-11.47
138	5690	12.46	12.46	24.00	-11.54

PSD Results

Channel	Frequency (MHz)	Antenna 6 Meas PSD (dBm/1MHz)	Total Corr'd PSD (dBm/1MHz)	PSD Limit (dBm/1MHz)	PSD Margin (dB)
Low	5530	4.231	4.231	11.00	-6.769
High	5610	4.226	4.226	11.00	-6.774
138	5690	4.243	4.243	11.00	-6.757

LOW CHANNEL

UL VERIFICATION SERVICES INC.
47173 Benicia Street, Fremont, CA 94538; USA TEL:(510) 319-4000 FAX:(510) 661-0888

This report shall not be reproduced except in full, without the written approval of UL Verification Services Inc.

1TX Antenna 6 MODE (FCC) – SU Mode

Test Engineer:	32181
Test Date:	08/29/2023

Bandwidth, Antenna Gain, and Limits

Channel	Frequency (MHz)	Min 26 dB BW (MHz)	Directional Gain (dBi)	Power Limit (dBm)	PSD Limit (dBm/1MHz)
Low	5530	81.64	-2.00	24.00	11.00
High	5610	80.59	-2.00	24.00	11.00
138	5690	80.74	-2.00	24.00	11.00

Duty Cycle CF (dB)	0.24	**Included in Calculations Corr'd PSD**

Output Power Results

Channel	Frequency (MHz)	Antenna 6 Meas Power (dBm)	Total Corr'd Power (dBm)	Power Limit (dBm)	Power Margin (dB)
Low	5530	15.85	15.85	24.00	-8.15
High	5610	20.49	20.49	24.00	-3.51
138	5690	20.47	20.47	24.00	-3.53

PSD Results

Channel	Frequency (MHz)	Antenna 6 Meas PSD (dBm/1MHz)	Total Corr'd PSD (dBm/1MHz)	PSD Limit (dBm/1MHz)	PSD Margin (dB)
Low	5530	-1.467	-1.227	11.00	-12.227
High	5610	3.192	3.432	11.00	-7.568
138	5690	3.038	3.278	11.00	-7.722

LOW CHANNEL

UL VERIFICATION SERVICES INC.
47173 Benicia Street, Fremont, CA 94538; USA TEL:(510) 319-4000 FAX:(510) 661-0888

This report shall not be reproduced except in full, without the written approval of UL Verification Services Inc.

1TX Antenna 5 MODE (FCC) – 106 Tones, RU Index 53

Test Engineer:	26118
Test Date:	08/29/2023

Bandwidth, Antenna Gain, and Limits

Channel	Frequency (MHz)	Min 26 dB BW (MHz)	Directional Gain (dBi)	Power Limit (dBm)	PSD Limit (dBm/1MHz)
Low	5530	19.501	-3.80	23.90	11.00
High	5610	19.492	-3.80	23.90	11.00
138	5690	19.855	-3.80	23.98	11.00

Duty Cycle CF (dB)		**Included in Calculations Corr'd PSD**

Output Power Results

Channel	Frequency (MHz)	Antenna 5 Meas Power (dBm)	Total Corr'd Power (dBm)	Power Limit (dBm)	Power Margin (dB)
Low	5530	12.42	12.42	23.90	-11.48
High	5610	12.45	12.45	23.90	-11.45
138	5690	12.46	12.46	23.98	-11.52

PSD Results

Channel	Frequency (MHz)	Antenna 5 Meas PSD (dBm/1MHz)	Total Corr'd PSD (dBm/1MHz)	PSD Limit (dBm/1MHz)	PSD Margin (dB)
Low	5530	4.012	4.012	11.00	-6.988
High	5610	4.104	4.104	11.00	-6.896
138	5690	4.180	4.180	11.00	-6.820

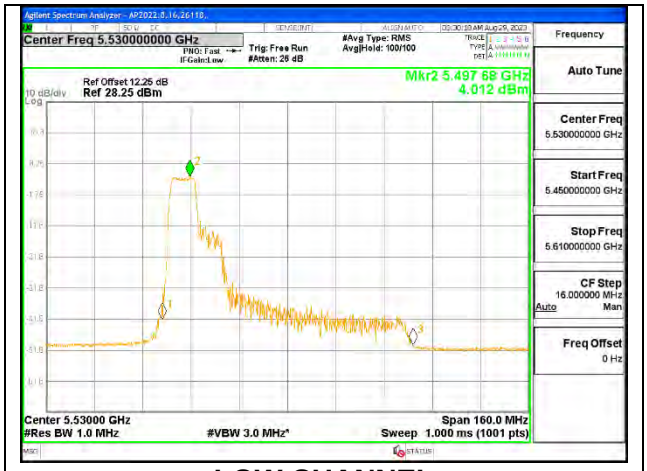

LOW CHANNEL

UL VERIFICATION SERVICES INC.
47173 Benicia Street, Fremont, CA 94538; USA TEL:(510) 319-4000 FAX:(510) 661-0888

This report shall not be reproduced except in full, without the written approval of UL Verification Services Inc.

1TX Antenna 5 MODE (FCC) – 106 Tones, RU Index 56

Test Engineer:	26118
Test Date:	08/29/2023

Bandwidth, Antenna Gain, and Limits

Channel	Frequency (MHz)	Min 26 dB BW (MHz)	Directional Gain (dBi)	Power Limit (dBm)	PSD Limit (dBm/1MHz)
Low	5530	25.340	-3.80	24.00	11.00
High	5610	23.771	-3.80	24.00	11.00
138	5690	25.070	-3.80	24.00	11.00

Duty Cycle CF (dB)		**Included in Calculations Corr'd PSD**

Output Power Results

Channel	Frequency (MHz)	Antenna 5 Meas Power (dBm)	Total Corr'd Power (dBm)	Power Limit (dBm)	Power Margin (dB)
Low	5530	12.46	12.46	24.00	-11.54
High	5610	12.39	12.39	24.00	-11.61
138	5690	12.49	12.49	24.00	-11.51

PSD Results

Channel	Frequency (MHz)	Antenna 5 Meas PSD (dBm/1MHz)	Total Corr'd PSD (dBm/1MHz)	PSD Limit (dBm/1MHz)	PSD Margin (dB)
Low	5530	4.080	4.080	11.00	-6.920
High	5610	3.862	3.862	11.00	-7.138
138	5690	4.363	4.363	11.00	-6.637

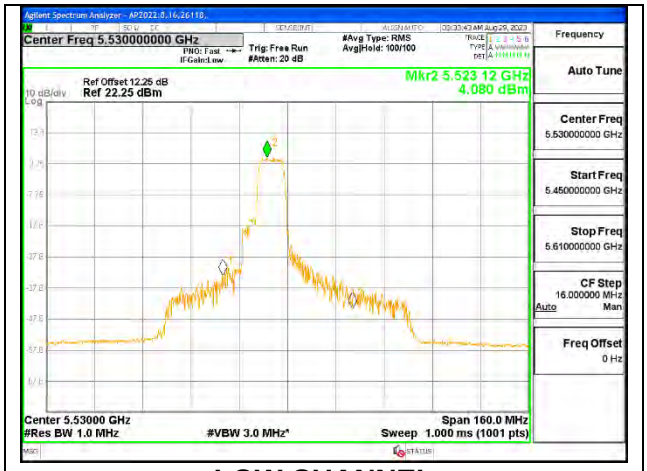

LOW CHANNEL

UL VERIFICATION SERVICES INC.
47173 Benicia Street, Fremont, CA 94538; USA TEL:(510) 319-4000 FAX:(510) 661-0888

This report shall not be reproduced except in full, without the written approval of UL Verification Services Inc.

1TX Antenna 5 MODE (FCC) – 106 Tones, RU Index 60

Test Engineer:	26118
Test Date:	08/29/2023

Bandwidth, Antenna Gain, and Limits

Channel	Frequency (MHz)	Min 26 dB BW (MHz)	Directional Gain (dBi)	Power Limit (dBm)	PSD Limit (dBm/1MHz)
Low	5530	25.055	-3.80	24.00	11.00
High	5610	21.845	-3.80	24.00	11.00
138	5690	23.497	-3.80	24.00	11.00

Duty Cycle CF (dB)		**Included in Calculations Corr'd PSD**

Output Power Results

Channel	Frequency (MHz)	Antenna 5 Meas Power (dBm)	Total Corr'd Power (dBm)	Power Limit (dBm)	Power Margin (dB)
Low	5530	12.45	12.45	24.00	-11.55
High	5610	12.47	12.47	24.00	-11.53
138	5690	12.46	12.46	24.00	-11.54

PSD Results

Channel	Frequency (MHz)	Antenna 5 Meas PSD (dBm/1MHz)	Total Corr'd PSD (dBm/1MHz)	PSD Limit (dBm/1MHz)	PSD Margin (dB)
Low	5530	4.246	4.246	11.00	-6.754
High	5610	4.307	4.307	11.00	-6.693
138	5690	4.142	4.142	11.00	-6.858

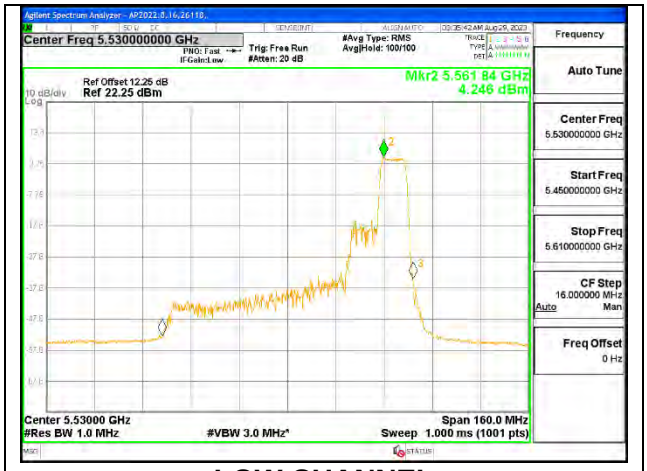

LOW CHANNEL

UL VERIFICATION SERVICES INC.
47173 Benicia Street, Fremont, CA 94538; USA TEL:(510) 319-4000 FAX:(510) 661-0888

This report shall not be reproduced except in full, without the written approval of UL Verification Services Inc.

1TX Antenna 5 MODE (FCC) – SU Mode

Test Engineer:	32181
Test Date:	08/29/2023

Bandwidth, Antenna Gain, and Limits

Channel	Frequency (MHz)	Min 26 dB BW (MHz)	Directional Gain (dBi)	Power Limit (dBm)	PSD Limit (dBm/1MHz)
Low	5530	80.36	-3.80	24.00	11.00
High	5610	83.16	-3.80	24.00	11.00
138	5690	80.47	-3.80	24.00	11.00

Duty Cycle CF (dB)	0.24	**Included in Calculations Corr'd PSD**

Output Power Results

Channel	Frequency (MHz)	Antenna 5 Meas Power (dBm)	Total Corr'd Power (dBm)	Power Limit (dBm)	Power Margin (dB)
Low	5530	15.99	15.99	24.00	-8.01
High	5610	20.38	20.38	24.00	-3.62
138	5690	20.40	20.40	24.00	-3.60

PSD Results

Channel	Frequency (MHz)	Antenna 5 Meas PSD (dBm/1MHz)	Total Corr'd PSD (dBm/1MHz)	PSD Limit (dBm/1MHz)	PSD Margin (dB)
Low	5530	-1.271	-1.031	11.00	-12.031
High	5610	2.936	3.176	11.00	-7.824
138	5690	2.974	3.214	11.00	-7.786

LOW CHANNEL

UL VERIFICATION SERVICES INC.
47173 Benicia Street, Fremont, CA 94538; USA TEL:(510) 319-4000 FAX:(510) 661-0888

This report shall not be reproduced except in full, without the written approval of UL Verification Services Inc.

2TX Antenna 6 + Antenna 5 OFDMA MODE (FCC) – 106 Tones, RU Index 53

Test Engineer:	26118
Test Date:	08/29/2023

Bandwidth, Antenna Gain, and Limits

Channel	Frequency (MHz)	Min 26 dB BW (MHz)	Directional Gain for Power (dBi)	Directional Gain for PSD (dBi)	Power Limit (dBm)	PSD Limit (dBm/1MHz)
Low	5530	22.376	-2.81	0.16	24.00	11.00
High	5610	19.550	-2.81	0.16	23.91	11.00
138	5690	19.593	-2.81	0.16	23.92	11.00

Duty Cycle CF (dB)		**Included in Calculations of Corr'd PSD**

Output Power Results

Channel	Frequency (MHz)	Antenna 6 Meas Power (dBm)	Antenna 5 Meas Power (dBm)	Total Corr'd Power (dBm)	Power Limit (dBm)	Power Margin (dB)
Low	5530	12.41	12.46	15.45	24.00	-8.55
High	5610	12.40	12.38	15.40	23.91	-8.51
138	5690	12.47	12.49	15.49	23.92	-8.43

PSD Results

Channel	Frequency (MHz)	Antenna 6 Meas PSD (dBm/1MHz)	Antenna 5 Meas PSD (dBm/1MHz)	Total Corr'd PSD (dBm/1MHz)	PSD Limit (dBm/1MHz)	PSD Margin (dB)
Low	5530	3.940	4.131	7.047	11.00	-3.953
High	5610	3.986	3.940	6.973	11.00	-4.027
138	5690	4.170	4.231	7.211	11.00	-3.789

LOW CHANNEL [ANT 6]

LOW CHANNEL [ANT 5]

UL VERIFICATION SERVICES INC.
47173 Benicia Street, Fremont, CA 94538; USA TEL:(510) 319-4000 FAX:(510) 661-0888

This report shall not be reproduced except in full, without the written approval of UL Verification Services Inc.

2TX Antenna 6 + Antenna 5 OFDMA MODE (FCC) – 106 Tones, RU Index 56

Test Engineer:	26118
Test Date:	08/29/2023

Bandwidth, Antenna Gain, and Limits

Channel	Frequency (MHz)	Min 26 dB BW (MHz)	Directional Gain for Power (dBi)	Directional Gain for PSD (dBi)	Power Limit (dBm)	PSD Limit (dBm/1MHz)
Low	5530	25.67	-2.81	0.16	24.00	11.00
High	5610	24.34	-2.81	0.16	24.00	11.00
138	5690	22.14	-2.81	0.16	24.00	11.00

Duty Cycle CF (dB)		**Included in Calculations of Corr'd PSD**

Output Power Results

Channel	Frequency (MHz)	Antenna 6 Meas Power (dBm)	Antenna 5 Meas Power (dBm)	Total Corr'd Power (dBm)	Power Limit (dBm)	Power Margin (dB)
Low	5530	12.49	12.46	15.49	24.00	-8.51
High	5610	12.47	12.47	15.48	24.00	-8.52
138	5690	12.40	12.46	15.44	24.00	-8.56

PSD Results

Channel	Frequency (MHz)	Antenna 6 Meas PSD (dBm/1MHz)	Antenna 5 Meas PSD (dBm/1MHz)	Total Corr'd PSD (dBm/1MHz)	PSD Limit (dBm/1MHz)	PSD Margin (dB)
Low	5530	4.186	4.031	7.119	11.00	-3.881
High	5610	4.096	4.153	7.135	11.00	-3.865
138	5690	3.942	4.088	7.026	11.00	-3.974

LOW CHANNEL [ANT 6]

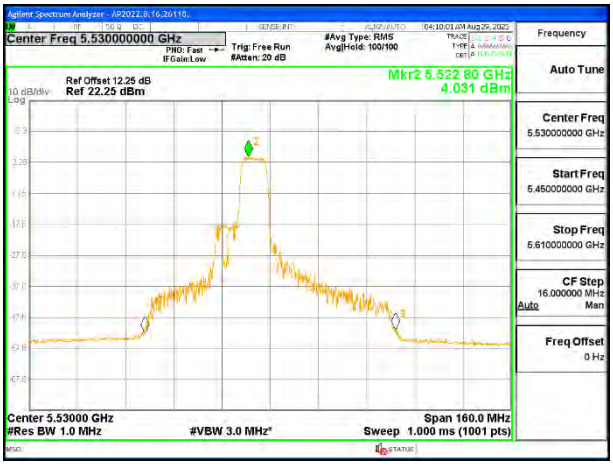

LOW CHANNEL [ANT 5]

UL VERIFICATION SERVICES INC.
47173 Benicia Street, Fremont, CA 94538; USA TEL:(510) 319-4000 FAX:(510) 661-0888

This report shall not be reproduced except in full, without the written approval of UL Verification Services Inc.

2TX Antenna 6 + Antenna 5 OFDMA MODE (FCC) – 106 Tones, RU Index 60

Test Engineer:	26118
Test Date:	08/29/2023

Bandwidth, Antenna Gain, and Limits

Channel	Frequency (MHz)	Min 26 dB BW (MHz)	Directional Gain for Power (dBi)	Directional Gain for PSD (dBi)	Power Limit (dBm)	PSD Limit (dBm/1MHz)
Low	5530	19.328	-2.81	0.16	23.86	11.00
High	5610	19.696	-2.81	0.16	23.94	11.00
138	5690	20.226	-2.81	0.16	24.00	11.00

Duty Cycle CF (dB)		**Included in Calculations of Corr'd PSD**

Output Power Results

Channel	Frequency (MHz)	Antenna 6 Meas Power (dBm)	Antenna 5 Meas Power (dBm)	Total Corr'd Power (dBm)	Power Limit (dBm)	Power Margin (dB)
Low	5530	12.45	12.41	15.44	23.86	-8.42
High	5610	12.43	12.37	15.41	23.94	-8.53
138	5690	12.47	12.43	15.46	24.00	-8.54

PSD Results

Channel	Frequency (MHz)	Antenna 6 Meas PSD (dBm/1MHz)	Antenna 5 Meas PSD (dBm/1MHz)	Total Corr'd PSD (dBm/1MHz)	PSD Limit (dBm/1MHz)	PSD Margin (dB)
Low	5530	4.281	4.105	7.204	11.00	-3.796
High	5610	4.255	3.979	7.129	11.00	-3.871
138	5690	4.363	4.200	7.293	11.00	-3.707

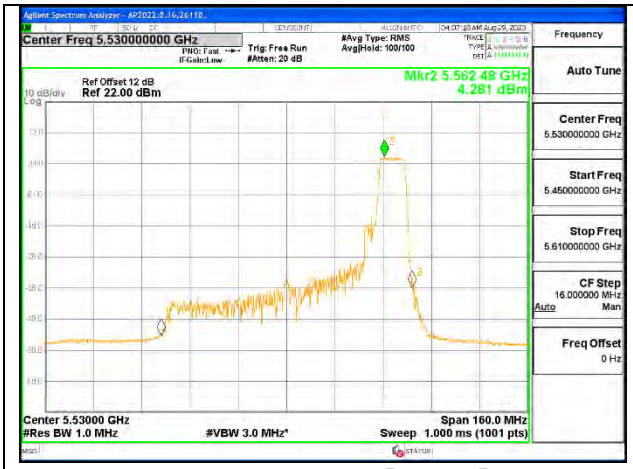

LOW CHANNEL [ANT 6]

LOW CHANNEL [ANT 5]

UL VERIFICATION SERVICES INC.
47173 Benicia Street, Fremont, CA 94538; USA TEL:(510) 319-4000 FAX:(510) 661-0888

This report shall not be reproduced except in full, without the written approval of UL Verification Services Inc.

2TX Antenna 6 + Antenna 5 OFDMA MODE (FCC) – SU Mode

Test Engineer:	32181
Test Date:	08/29/2023

Bandwidth, Antenna Gain, and Limits

Channel	Frequency (MHz)	Min 26 dB BW (MHz)	Directional Gain for Power (dBi)	Directional Gain for PSD (dBi)	Power Limit (dBm)	PSD Limit (dBm/1MHz)
Low	5530	80.82	-2.81	0.16	24.00	11.00
High	5610	80.36	-2.81	0.16	24.00	11.00
138	5690	80.12	-2.81	0.16	24.00	11.00

Duty Cycle CF (dB)	0.24	**Included in Calculations of Corr'd PSD**

Output Power Results

Channel	Frequency (MHz)	Antenna 6 Meas Power (dBm)	Antenna 5 Meas Power (dBm)	Total Corr'd Power (dBm)	Power Limit (dBm)	Power Margin (dB)
Low	5530	14.85	14.96	17.92	24.00	-6.08
High	5610	19.95	19.82	22.90	24.00	-1.10
138	5690	19.97	19.88	22.94	24.00	-1.06

PSD Results

Channel	Frequency (MHz)	Antenna 6 Meas PSD (dBm/1MHz)	Antenna 5 Meas PSD (dBm/1MHz)	Total Corr'd PSD (dBm/1MHz)	PSD Limit (dBm/1MHz)	PSD Margin (dB)
Low	5530	-2.520	-2.376	0.803	11.00	-10.197
High	5610	2.368	2.108	5.490	11.00	-5.510
138	5690	2.479	2.279	5.630	11.00	-5.370

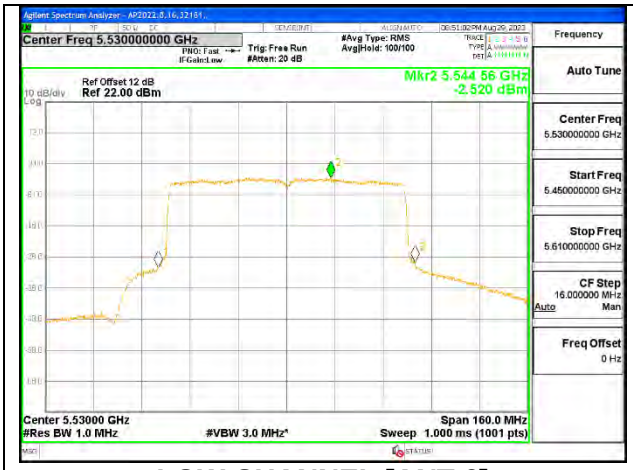

LOW CHANNEL [ANT 6]

LOW CHANNEL [ANT 5]

UL VERIFICATION SERVICES INC.
47173 Benicia Street, Fremont, CA 94538; USA TEL:(510) 319-4000 FAX:(510) 661-0888

This report shall not be reproduced except in full, without the written approval of UL Verification Services Inc.

9.4.22. 802.11ax HE160 MODE IN THE 5.6 GHz BAND

1TX Antenna 6 MODE (FCC) – 106 Tones, RU Index 53

Test Engineer:	19232
Test Date:	07/07/2023

Bandwidth, Antenna Gain, and Limits

Channel	Frequency (MHz)	Min 26 dB BW (MHz)	Directional Gain (dBi)	Power Limit (dBm)	PSD Limit (dBm/1MHz)
Mid	5570	20.59	-2.00	24.00	11.00

Duty Cycle CF (dB)		**Included in Calculations Corr'd PSD**

Output Power Results

Channel	Frequency (MHz)	Antenna 6 Meas Power (dBm)	Total Corr'd Power (dBm)	Power Limit (dBm)	Power Margin (dB)
Mid	5570	9.37	9.37	24.00	-14.63

PSD Results

Channel	Frequency (MHz)	Antenna 6 Meas PSD (dBm/1MHz)	Total Corr'd PSD (dBm/1MHz)	PSD Limit (dBm/1MHz)	PSD Margin (dB)
Mid	5570	0.741	0.741	11.00	-10.259

MID CHANNEL

UL VERIFICATION SERVICES INC.
47173 Benicia Street, Fremont, CA 94538; USA TEL:(510) 319-4000 FAX:(510) 661-0888

This report shall not be reproduced except in full, without the written approval of UL Verification Services Inc.

1TX Antenna 6 MODE (FCC) – 106 Tones, RU Index 60

Test Engineer:	28161 / 23560
Test Date:	07/13/2023

Bandwidth, Antenna Gain, and Limits

Channel	Frequency (MHz)	Min 26 dB BW (MHz)	Directional Gain (dBi)	Power Limit (dBm)	PSD Limit (dBm/1MHz)
Mid	5570	22.88	-2.00	24.00	11.00

Duty Cycle CF (dB)		**Included in Calculations Corr'd PSD**

Output Power Results

Channel	Frequency (MHz)	Antenna 6 Meas Power (dBm)	Total Corr'd Power (dBm)	Power Limit (dBm)	Power Margin (dB)
Mid	5570	9.39	9.39	24.00	-14.61

PSD Results

Channel	Frequency (MHz)	Antenna 6 Meas PSD (dBm/1MHz)	Total Corr'd PSD (dBm/1MHz)	PSD Limit (dBm/1MHz)	PSD Margin (dB)
Mid	5570	1.627	1.627	11.00	-9.373

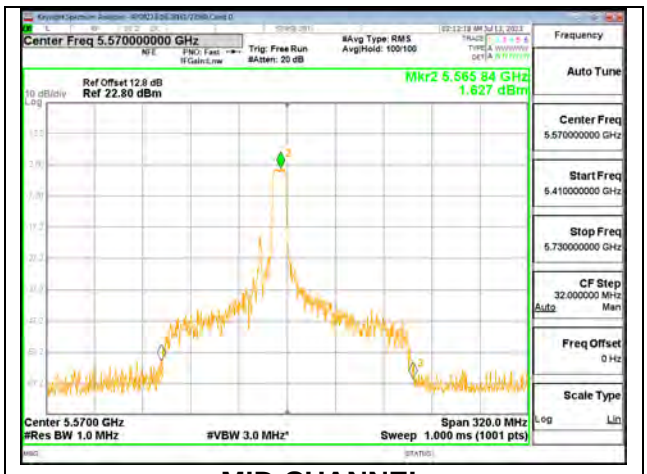

MID CHANNEL

UL VERIFICATION SERVICES INC.
47173 Benicia Street, Fremont, CA 94538; USA TEL:(510) 319-4000 FAX:(510) 661-0888

This report shall not be reproduced except in full, without the written approval of UL Verification Services Inc.

1TX Antenna 6 MODE (FCC) – 106 Tones, RU Index S60

Test Engineer:	28161 / 23560
Test Date:	07/13/2023

Bandwidth, Antenna Gain, and Limits

Channel	Frequency (MHz)	Min 26 dB BW (MHz)	Directional Gain (dBi)	Power Limit (dBm)	PSD Limit (dBm/1MHz)
Mid	5570	21.39	-2.00	24.00	11.00

Duty Cycle CF (dB)		**Included in Calculations Corr'd PSD**

Output Power Results

Channel	Frequency (MHz)	Antenna 6 Meas Power (dBm)	Total Corr'd Power (dBm)	Power Limit (dBm)	Power Margin (dB)
Mid	5570	9.43	9.43	24.00	-14.57

PSD Results

Channel	Frequency (MHz)	Antenna 6 Meas PSD (dBm/1MHz)	Total Corr'd PSD (dBm/1MHz)	PSD Limit (dBm/1MHz)	PSD Margin (dB)
Mid	5570	1.379	1.379	11.00	-9.621

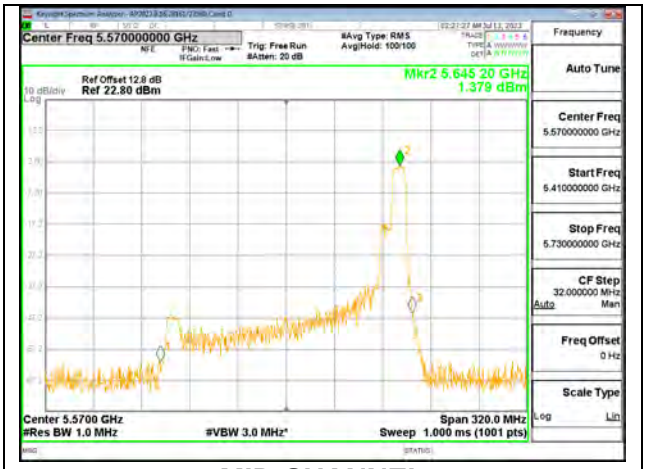

MID CHANNEL

UL VERIFICATION SERVICES INC.
47173 Benicia Street, Fremont, CA 94538; USA TEL:(510) 319-4000 FAX:(510) 661-0888

This report shall not be reproduced except in full, without the written approval of UL Verification Services Inc.

1TX Antenna 6 MODE (FCC) – SU Mode

Test Engineer:	23560 / 33300
Test Date:	06/07/2023

Bandwidth, Antenna Gain, and Limits

Channel	Frequency (MHz)	Min 26 dB BW (MHz)	Directional Gain (dBi)	Power Limit (dBm)	PSD Limit (dBm/1MHz)
Mid	5570	163.10	-2.00	24.00	11.00

Duty Cycle CF (dB)		**Included in Calculations Corr'd PSD**

Output Power Results

Channel	Frequency (MHz)	Antenna 6 Meas Power (dBm)	Total Corr'd Power (dBm)	Power Limit (dBm)	Power Margin (dB)
Mid	5570	15.47	15.47	24.00	-8.53

PSD Results

Channel	Frequency (MHz)	Antenna 6 Meas PSD (dBm/1MHz)	Total Corr'd PSD (dBm/1MHz)	PSD Limit (dBm/1MHz)	PSD Margin (dB)
Mid	5570	-4.176	-4.176	11.00	-15.176

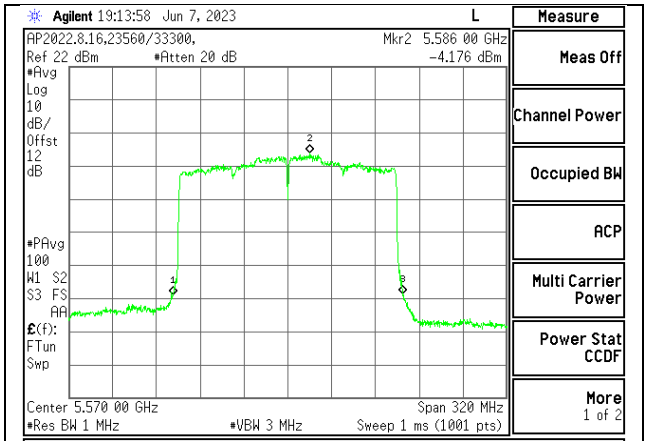

MID CHANNEL

UL VERIFICATION SERVICES INC.
47173 Benicia Street, Fremont, CA 94538; USA TEL:(510) 319-4000 FAX:(510) 661-0888

This report shall not be reproduced except in full, without the written approval of UL Verification Services Inc.

1TX Antenna 5 MODE (FCC) – 106 Tones, RU Index 53

Test Engineer:	28161 / 23560
Test Date:	07/13/2023

Bandwidth, Antenna Gain, and Limits

Channel	Frequency (MHz)	Min 26 dB BW (MHz)	Directional Gain (dBi)	Power Limit (dBm)	PSD Limit (dBm/1MHz)
Mid	5570	20.49	-3.80	24.00	11.00

Duty Cycle CF (dB)		**Included in Calculations Corr'd PSD**

Output Power Results

Channel	Frequency (MHz)	Antenna 5 Meas Power (dBm)	Total Corr'd Power (dBm)	Power Limit (dBm)	Power Margin (dB)
Mid	5570	-9.45	-9.45	24.00	-33.45

PSD Results

Channel	Frequency (MHz)	Antenna 5 Meas PSD (dBm/1MHz)	Total Corr'd PSD (dBm/1MHz)	PSD Limit (dBm/1MHz)	PSD Margin (dB)
Mid	5570	1.271	1.271	11.00	-9.729

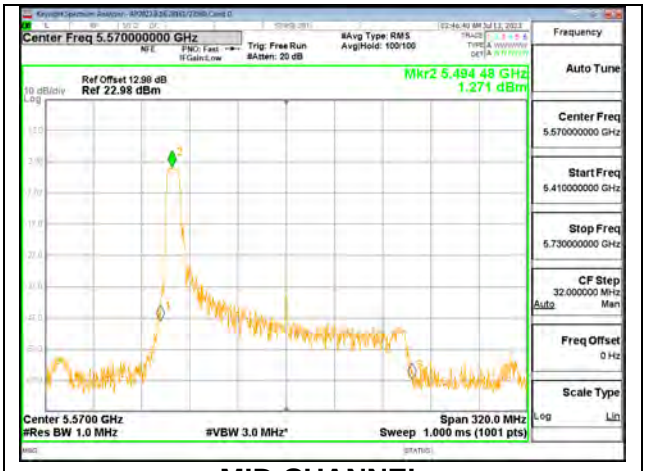

MID CHANNEL

UL VERIFICATION SERVICES INC.
47173 Benicia Street, Fremont, CA 94538; USA TEL:(510) 319-4000 FAX:(510) 661-0888

This report shall not be reproduced except in full, without the written approval of UL Verification Services Inc.

1TX Antenna 5 MODE (FCC) – 106 Tones, RU Index 60

Test Engineer:	28161 / 23560
Test Date:	07/13/2023

Bandwidth, Antenna Gain, and Limits

Channel	Frequency (MHz)	Min 26 dB BW (MHz)	Directional Gain (dBi)	Power Limit (dBm)	PSD Limit (dBm/1MHz)
Mid	5570	24.16	-3.80	24.00	11.00

Duty Cycle CF (dB)		**Included in Calculations Corr'd PSD**

Output Power Results

Channel	Frequency (MHz)	Antenna 5 Meas Power (dBm)	Total Corr'd Power (dBm)	Power Limit (dBm)	Power Margin (dB)
Mid	5570	9.45	9.45	24.00	-14.55

PSD Results

Channel	Frequency (MHz)	Antenna 5 Meas PSD (dBm/1MHz)	Total Corr'd PSD (dBm/1MHz)	PSD Limit (dBm/1MHz)	PSD Margin (dB)
Mid	5570	1.836	1.836	11.00	-9.164

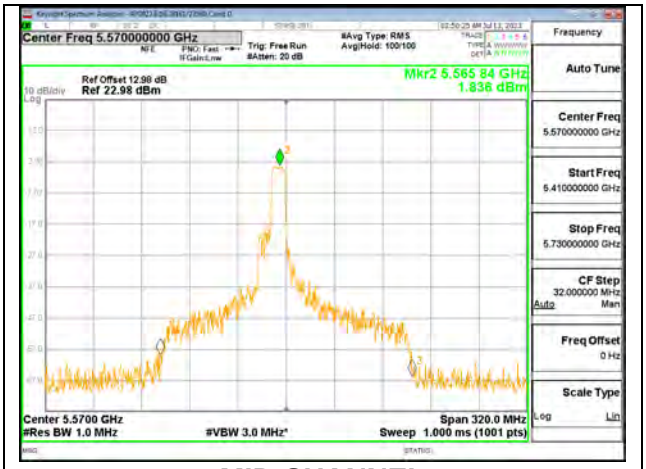

MID CHANNEL

UL VERIFICATION SERVICES INC.
47173 Benicia Street, Fremont, CA 94538; USA TEL:(510) 319-4000 FAX:(510) 661-0888

This report shall not be reproduced except in full, without the written approval of UL Verification Services Inc.

1TX Antenna 5 MODE (FCC) – 106 Tones, RU Index S60

Test Engineer:	28161 / 23560
Test Date:	07/13/2023

Bandwidth, Antenna Gain, and Limits

Channel	Frequency (MHz)	Min 26 dB BW (MHz)	Directional Gain (dBi)	Power Limit (dBm)	PSD Limit (dBm/1MHz)
Mid	5570	21.54	-3.80	24.00	11.00

Duty Cycle CF (dB)		**Included in Calculations Corr'd PSD**

Output Power Results

Channel	Frequency (MHz)	Antenna 5 Meas Power (dBm)	Total Corr'd Power (dBm)	Power Limit (dBm)	Power Margin (dB)
Mid	5570	9.47	9.47	24.00	-14.53

PSD Results

Channel	Frequency (MHz)	Antenna 5 Meas PSD (dBm/1MHz)	Total Corr'd PSD (dBm/1MHz)	PSD Limit (dBm/1MHz)	PSD Margin (dB)
Mid	5570	1.654	1.654	11.00	-9.346

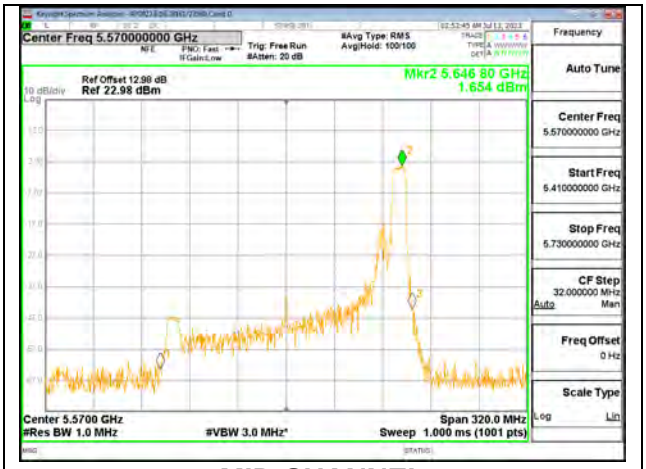

MID CHANNEL

UL VERIFICATION SERVICES INC.
47173 Benicia Street, Fremont, CA 94538; USA TEL:(510) 319-4000 FAX:(510) 661-0888

This report shall not be reproduced except in full, without the written approval of UL Verification Services Inc.

1TX Antenna 5 MODE (FCC) – SU Mode

Test Engineer:	23560 / 33300
Test Date:	06/07/2023

Bandwidth, Antenna Gain, and Limits

Channel	Frequency (MHz)	Min 26 dB BW (MHz)	Directional Gain (dBi)	Power Limit (dBm)	PSD Limit (dBm/1MHz)
Mid	5570	163.50	-3.80	24.00	11.00

Duty Cycle CF (dB)		**Included in Calculations Corr'd PSD**

Output Power Results

Channel	Frequency (MHz)	Antenna 5 Meas Power (dBm)	Total Corr'd Power (dBm)	Power Limit (dBm)	Power Margin (dB)
Mid	5570	15.40	15.40	24.00	-8.60

PSD Results

Channel	Frequency (MHz)	Antenna 5 Meas PSD (dBm/1MHz)	Total Corr'd PSD (dBm/1MHz)	PSD Limit (dBm/1MHz)	PSD Margin (dB)
Mid	5570	-4.342	-4.342	11.00	-15.342

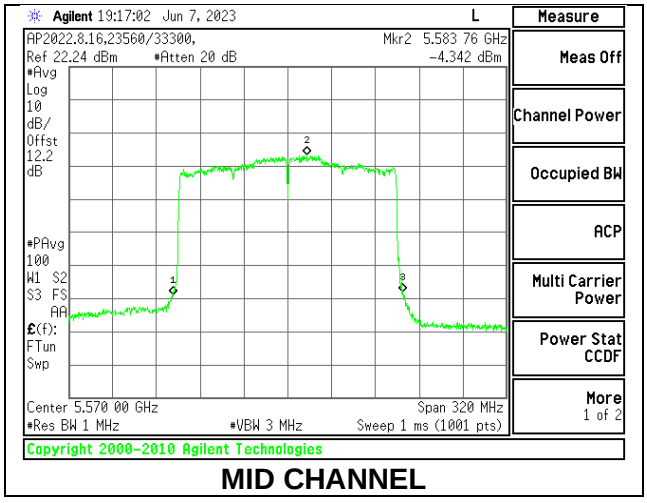

MID CHANNEL

UL VERIFICATION SERVICES INC.
47173 Benicia Street, Fremont, CA 94538; USA TEL:(510) 319-4000 FAX:(510) 661-0888

This report shall not be reproduced except in full, without the written approval of UL Verification Services Inc.

2TX Antenna 6 + Antenna 5 OFDMA MODE (FCC) – 106 Tones, RU Index 53

Test Engineer:	28161 / 23560
Test Date:	07/13/2023

Bandwidth, Antenna Gain, and Limits

Channel	Frequency (MHz)	Min 26 dB BW (MHz)	Directional Gain for Power (dBi)	Directional Gain for PSD (dBi)	Power Limit (dBm)	PSD Limit (dBm/1MHz)
Mid	5570	20.90	-2.81	0.16	24.00	11.00

Duty Cycle CF (dB)		**Included in Calculations of Corr'd PSD**

Output Power Results

Channel	Frequency (MHz)	Antenna 6 Meas Power (dBm)	Antenna 5 Meas Power (dBm)	Total Corr'd Power (dBm)	Power Limit (dBm)	Power Margin (dB)
Mid	5570	9.45	9.39	12.43	24.00	-11.57

PSD Results

Channel	Frequency (MHz)	Antenna 6 Meas PSD (dBm/1MHz)	Antenna 5 Meas PSD (dBm/1MHz)	Total Corr'd PSD (dBm/1MHz)	PSD Limit (dBm/1MHz)	PSD Margin (dB)
Mid	5570	1.774	1.517	4.658	11.00	-6.342

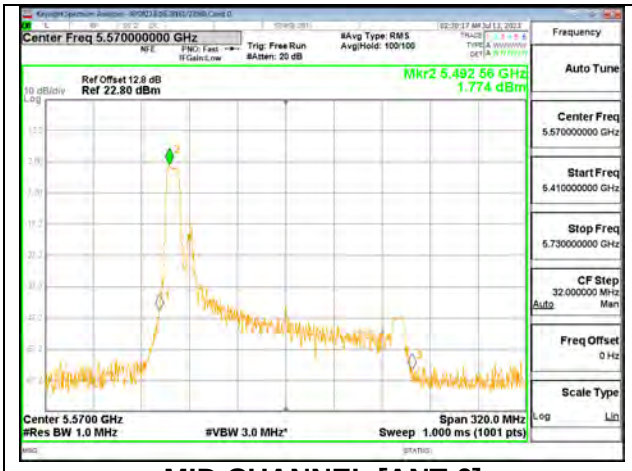

MID CHANNEL [ANT 6]

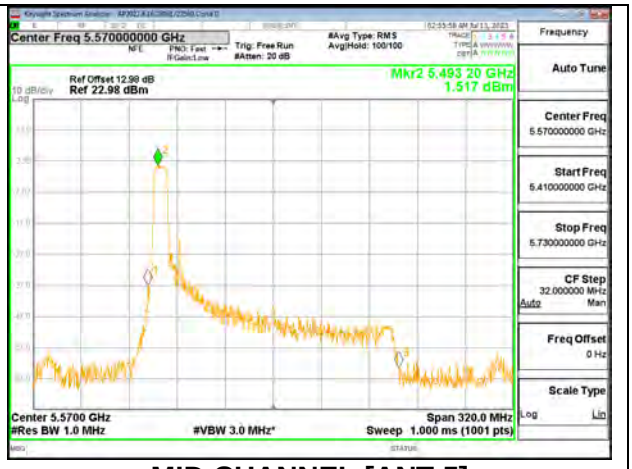

MID CHANNEL [ANT 5]

UL VERIFICATION SERVICES INC.
47173 Benicia Street, Fremont, CA 94538; USA TEL:(510) 319-4000 FAX:(510) 661-0888

This report shall not be reproduced except in full, without the written approval of UL Verification Services Inc.

2TX Antenna 6 + Antenna 5 OFDMA MODE (FCC) – 106 Tones, RU Index 60

Test Engineer:	28161 / 23560
Test Date:	07/13/2023

Bandwidth, Antenna Gain, and Limits

Channel	Frequency (MHz)	Min 26 dB BW (MHz)	Directional Gain for Power (dBi)	Directional Gain for PSD (dBi)	Power Limit (dBm)	PSD Limit (dBm/1MHz)
Mid	5570	20.45	-2.88	0.16	24.00	11.00

Duty Cycle CF (dB)		**Included in Calculations of Corr'd PSD**

Output Power Results

Channel	Frequency (MHz)	Antenna 6 Meas Power (dBm)	Antenna 5 Meas Power (dBm)	Total Corr'd Power (dBm)	Power Limit (dBm)	Power Margin (dB)
Mid	5570	9.47	9.41	12.45	24.00	-11.55

PSD Results

Channel	Frequency (MHz)	Antenna 6 Meas PSD (dBm/1MHz)	Antenna 5 Meas PSD (dBm/1MHz)	Total Corr'd PSD (dBm/1MHz)	PSD Limit (dBm/1MHz)	PSD Margin (dB)
Mid	5570	1.726	1.548	4.648	11.00	-6.352

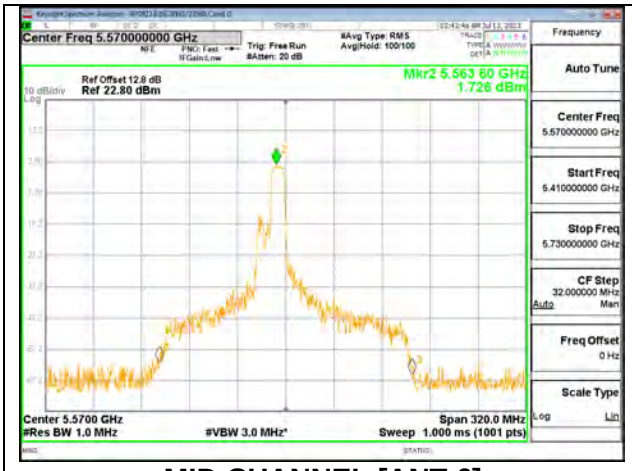

MID CHANNEL [ANT 6]

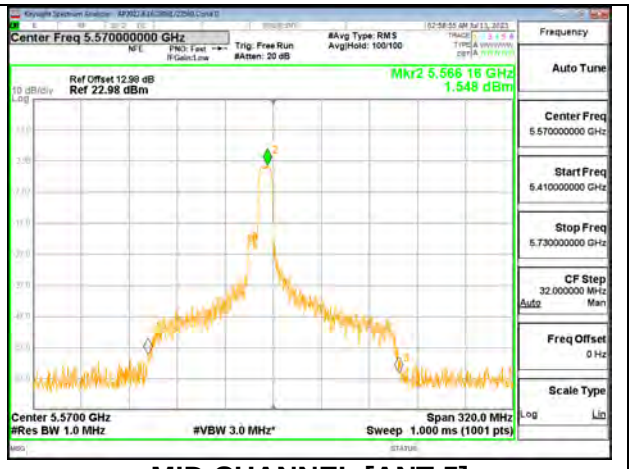

MID CHANNEL [ANT 5]

UL VERIFICATION SERVICES INC.
47173 Benicia Street, Fremont, CA 94538; USA TEL:(510) 319-4000 FAX:(510) 661-0888

This report shall not be reproduced except in full, without the written approval of UL Verification Services Inc.

2TX Antenna 6 + Antenna 5 OFDMA MODE (FCC) – 106 Tones, RU Index S60

Test Engineer:	28161 / 23560
Test Date:	07/13/2023

Bandwidth, Antenna Gain, and Limits

Channel	Frequency (MHz)	Min 26 dB BW (MHz)	Directional Gain for Power (dBi)	Directional Gain for PSD (dBi)	Power Limit (dBm)	PSD Limit (dBm/1MHz)
Mid	5570	19.88	-2.81	0.16	23.98	11.00

Duty Cycle CF (dB)		**Included in Calculations of Corr'd PSD**

Output Power Results

Channel	Frequency (MHz)	Antenna 6 Meas Power (dBm)	Antenna 5 Meas Power (dBm)	Total Corr'd Power (dBm)	Power Limit (dBm)	Power Margin (dB)
Mid	5570	9.47	9.33	12.41	23.98	-11.57

PSD Results

Channel	Frequency (MHz)	Antenna 6 Meas PSD (dBm/1MHz)	Antenna 5 Meas PSD (dBm/1MHz)	Total Corr'd PSD (dBm/1MHz)	PSD Limit (dBm/1MHz)	PSD Margin (dB)
Mid	5570	1.723	1.586	4.665	11.00	-6.335

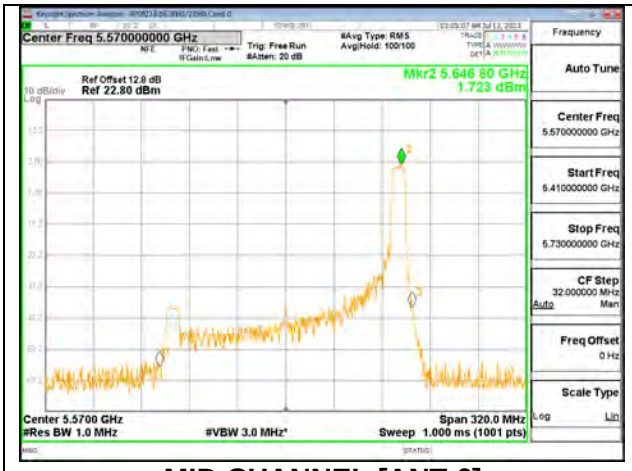

MID CHANNEL [ANT 6]

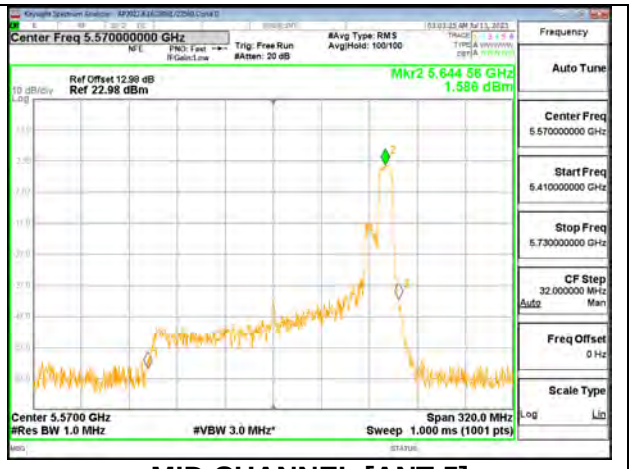

MID CHANNEL [ANT 5]

UL VERIFICATION SERVICES INC.
47173 Benicia Street, Fremont, CA 94538; USA TEL:(510) 319-4000 FAX:(510) 661-0888

This report shall not be reproduced except in full, without the written approval of UL Verification Services Inc.

2TX Antenna 6 + Antenna 5 OFDMA MODE (FCC) – SU Mode

Test Engineer:	23560 / 33300
Test Date:	06/07/2023

Bandwidth, Antenna Gain, and Limits

Channel	Frequency (MHz)	Min 26 dB BW (MHz)	Directional Gain for Power (dBi)	Directional Gain for PSD (dBi)	Power Limit (dBm)	PSD Limit (dBm/1MHz)
Mid	5570	161.90	-2.81	0.16	24.00	11.00

Duty Cycle CF (dB)		**Included in Calculations of Corr'd PSD**

Output Power Results

Channel	Frequency (MHz)	Antenna 6 Meas Power (dBm)	Antenna 5 Meas Power (dBm)	Total Corr'd Power (dBm)	Power Limit (dBm)	Power Margin (dB)
Mid	5570	14.91	14.87	17.90	24.00	-6.10

PSD Results

Channel	Frequency (MHz)	Antenna 6 Meas PSD (dBm/1MHz)	Antenna 5 Meas PSD (dBm/1MHz)	Total Corr'd PSD (dBm/1MHz)	PSD Limit (dBm/1MHz)	PSD Margin (dB)
Mid	5570	-4.848	-5.147	-1.985	11.00	-12.985

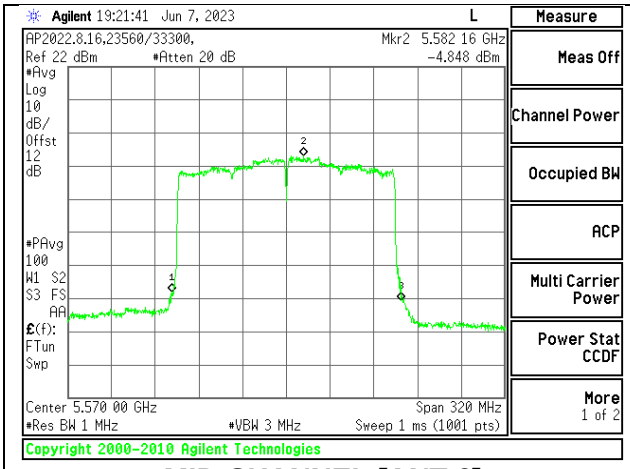

MID CHANNEL [ANT 6]

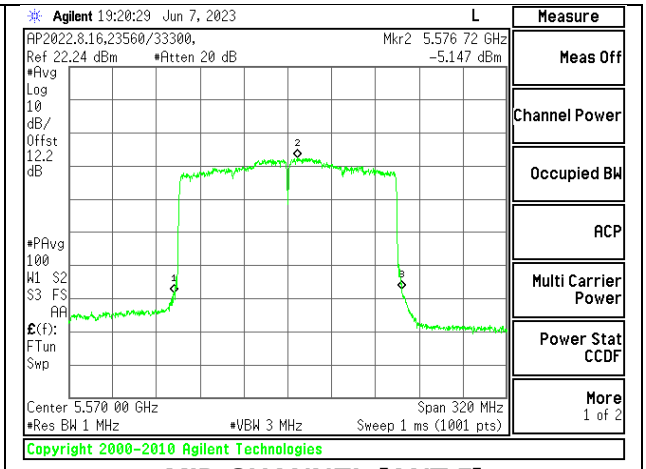

MID CHANNEL [ANT 5]

UL VERIFICATION SERVICES INC.
47173 Benicia Street, Fremont, CA 94538; USA TEL:(510) 319-4000 FAX:(510) 661-0888

This report shall not be reproduced except in full, without the written approval of UL Verification Services Inc.

9.4.23. 802.11n HT20 MODE IN THE 5.8 GHz BAND

1TX Antenna 6 MODE (FCC+IC)

Test Engineer:	26118
Test Date:	5/18/2023

Antenna Gain and Limit

Channel	Frequency (MHz)	Directional Gain (dBi)	Power Limit (dBm)	PSD Limit (dBm/500KHz)
Low	5745	-2.00	30.00	30.00
Mid	5785	-2.00	30.00	30.00
High	5825	-2.00	30.00	30.00

Duty Cycle CF (dB)		**Included in Calculations of Corr'd PSD**

Output Power Results

Channel	Frequency (MHz)	Antenna 6 Meas Power (dBm)	Total Corr'd Power (dBm)	Power Limit (dBm)	Power Margin (dB)
Low	5745	20.95	20.95	30.00	-9.05
Mid	5785	20.93	20.93	30.00	-9.07
High	5825	20.89	20.89	30.00	-9.11

PSD Results

Channel	Frequency (MHz)	Antenna 6 Meas PSD (dBm/500KHz)	Total Corr'd PSD (dBm/500KHz)	PSD Limit (dBm/500KHz)	PSD Margin (dB)
Low	5745	8.221	8.221	30.00	-21.78
Mid	5785	8.022	8.022	30.00	-21.98
High	5825	7.754	7.754	30.00	-22.25

MID CHANNEL

UL VERIFICATION SERVICES INC.
47173 Benicia Street, Fremont, CA 94538; USA TEL:(510) 319-4000 FAX:(510) 661-0888

This report shall not be reproduced except in full, without the written approval of UL Verification Services Inc.

1TX Antenna 5 MODE (FCC+IC)

Test Engineer:	23560/33300
Test Date:	6/6/2023

Antenna Gain and Limit

Channel	Frequency (MHz)	Directional Gain (dBi)	Power Limit (dBm)	PSD Limit (dBm/500KHz)
Low	5745	-4.00	30.00	30.00
Mid	5785	-4.00	30.00	30.00
High	5825	-4.00	30.00	30.00

Duty Cycle CF (dB)		**Included in Calculations of Corr'd PSD**

Output Power Results

Channel	Frequency (MHz)	Antenna 5 Meas Power (dBm)	Total Corr'd Power (dBm)	Power Limit (dBm)	Power Margin (dB)
Low	5745	20.89	20.89	30.00	-9.11
Mid	5785	20.87	20.87	30.00	-9.13
High	5825	20.96	20.96	30.00	-9.04

PSD Results

Channel	Frequency (MHz)	Antenna 5 Meas PSD (dBm/500KHz)	Total Corr'd PSD (dBm/500KHz)	PSD Limit (dBm/500KHz)	PSD Margin (dB)
Low	5745	7.739	7.739	30.00	-22.26
Mid	5785	7.739	7.739	30.00	-22.26
High	5825	8.158	8.158	30.00	-21.84

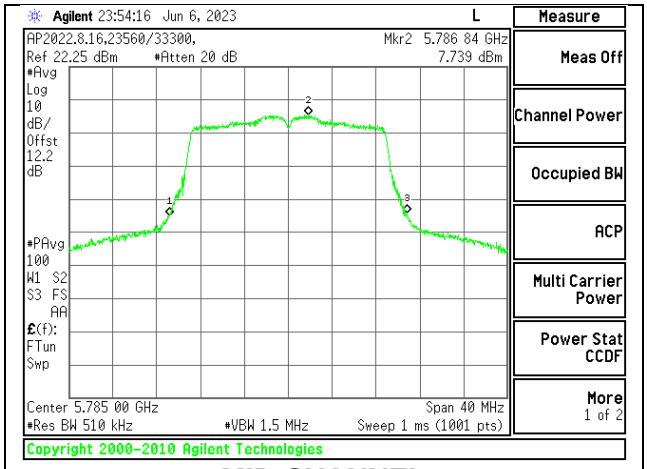

MID CHANNEL

UL VERIFICATION SERVICES INC.
47173 Benicia Street, Fremont, CA 94538; USA TEL:(510) 319-4000 FAX:(510) 661-0888

This report shall not be reproduced except in full, without the written approval of UL Verification Services Inc.

2TX Antenna 6 + Antenna 5 CDD MODE (FCC+IC)

Test Engineer:	24971
Test Date:	07/22/2023

Antenna Gain and Limit

Channel	Frequency (MHz)	Directional Gain For Power (dBi)	Directional Gain For PSD (dBi)	Power Limit (dBm)	PSD Limit (dBm/500KHz)
Low	5745	-2.89	0.07	30.00	30.00
Mid	5785	-2.89	0.07	30.00	30.00
High	5825	-2.89	0.07	30.00	30.00

Duty Cycle CF (dB)		**Included in Calculations of Corr'd PSD**

Output Power Results

Channel	Frequency (MHz)	Antenna 6 Meas Power (dBm)	Antenna 5 Meas Power (dBm)	Total Corr'd Power (dBm)	Power Limit (dBm)	Power Margin (dB)
Low	5745	20.88	20.80	23.85	30.00	-6.15
Mid	5785	20.95	20.84	23.91	30.00	-6.09
High	5825	20.96	20.82	23.90	30.00	-6.10

PSD Results

Channel	Frequency (MHz)	Antenna 6 Meas PSD (dBm/500KHz)	Antenna 5 Meas PSD (dBm/500KHz)	Total Corr'd PSD (dBm/500KHz)	PSD Limit (dBm/500KHz)	PSD Margin (dB)
Low	5745	8.359	8.235	11.308	30.00	-18.692
Mid	5785	8.264	8.150	11.218	30.00	-18.782
High	5825	8.021	7.990	11.016	30.00	-18.984

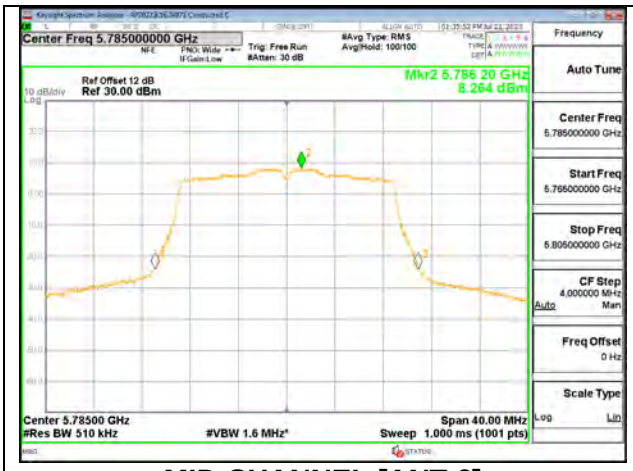

MID CHANNEL [ANT 6]

MID CHANNEL [ANT 5]

UL VERIFICATION SERVICES INC.
47173 Benicia Street, Fremont, CA 94538; USA TEL:(510) 319-4000 FAX:(510) 661-0888

This report shall not be reproduced except in full, without the written approval of UL Verification Services Inc.

9.4.24. 802.11n HT40 MODE IN THE 5.8 GHz BAND

1TX Antenna 6 MODE (FCC+IC)

Test Engineer:	23560/33300
Test Date:	6/7/2023

Antenna Gain and Limit

Channel	Frequency (MHz)	Directional Gain (dBi)	Power Limit (dBm)	PSD Limit (dBm/500KHz)
Low	5755	-2.00	30.00	30.00
High	5795	-2.00	30.00	30.00

Duty Cycle CF (dB)		**Included in Calculations of Corr'd PSD**

Output Power Results

Channel	Frequency (MHz)	Antenna 6 Meas Power (dBm)	Total Corr'd Power (dBm)	Power Limit (dBm)	Power Margin (dB)
Low	5755	20.35	20.35	30.00	-9.65
High	5795	20.38	20.38	30.00	-9.62

PSD Results

Channel	Frequency (MHz)	Antenna 6 Meas PSD (dBm/500KHz)	Total Corr'd PSD (dBm/500KHz)	PSD Limit (dBm/500KHz)	PSD Margin (dB)
Low	5755	4.827	4.827	30.00	-25.17
High	5795	5.112	5.112	30.00	-24.89

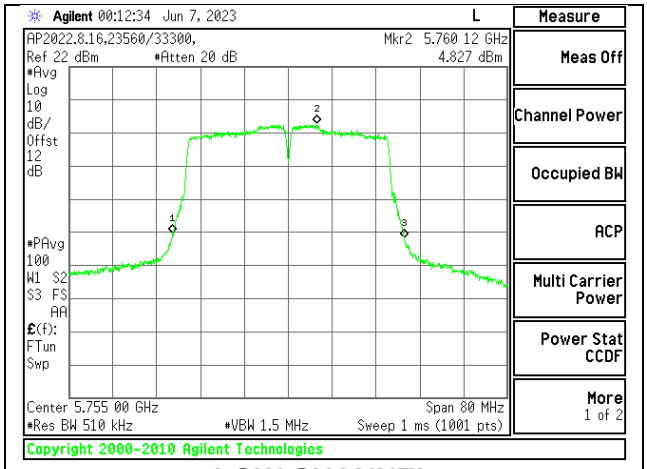

LOW CHANNEL

UL VERIFICATION SERVICES INC.
47173 Benicia Street, Fremont, CA 94538; USA TEL:(510) 319-4000 FAX:(510) 661-0888

This report shall not be reproduced except in full, without the written approval of UL Verification Services Inc.

1TX Antenna 5 MODE (FCC+IC)

Test Engineer:	23560/33300
Test Date:	6/7/2023

Antenna Gain and Limit

Channel	Frequency (MHz)	Directional Gain (dBi)	Power Limit (dBm)	PSD Limit (dBm/500KHz)
Low	5755	-4.00	30.00	30.00
High	5795	-4.00	30.00	30.00

Duty Cycle CF (dB)		**Included in Calculations of Corr'd PSD**

Output Power Results

Channel	Frequency (MHz)	Antenna 5 Meas Power (dBm)	Total Corr'd Power (dBm)	Power Limit (dBm)	Power Margin (dB)
Low	5755	20.47	20.47	30.00	-9.53
High	5795	20.44	20.44	30.00	-9.56

PSD Results

Channel	Frequency (MHz)	Antenna 5 Meas PSD (dBm/500KHz)	Total Corr'd PSD (dBm/500KHz)	PSD Limit (dBm/500KHz)	PSD Margin (dB)
Low	5755	4.727	4.727	30.00	-25.27
High	5795	5.413	5.413	30.00	-24.59

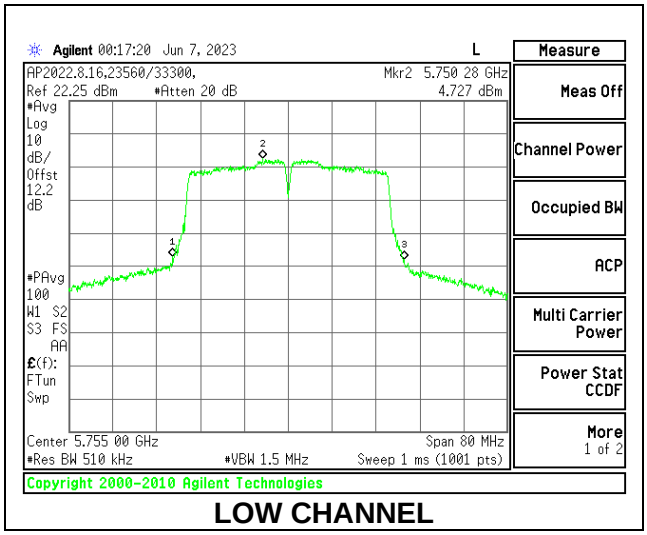

LOW CHANNEL

UL VERIFICATION SERVICES INC.
47173 Benicia Street, Fremont, CA 94538; USA TEL:(510) 319-4000 FAX:(510) 661-0888

This report shall not be reproduced except in full, without the written approval of UL Verification Services Inc.

2TX Antenna 6 + Antenna 5 CDD MODE (FCC+IC)

Test Engineer:	23560/33300
Test Date:	6/7/2023

Antenna Gain and Limit

Channel	Frequency (MHz)	Directional Gain For Power (dBi)	Directional Gain For PSD (dBi)	Power Limit (dBm)	PSD Limit (dBm/500KHz)
Low	5755	-2.89	0.07	30.00	30.00
High	5795	-2.89	0.07	30.00	30.00

Duty Cycle CF (dB)		**Included in Calculations of Corr'd PSD**

Output Power Results

Channel	Frequency (MHz)	Antenna 6 Meas Power (dBm)	Antenna 5 Meas Power (dBm)	Total Corr'd Power (dBm)	Power Limit (dBm)	Power Margin (dB)
Low	5755	20.41	20.48	23.46	30.00	-6.54
High	5795	20.43	20.35	23.40	30.00	-6.60

PSD Results

Channel	Frequency (MHz)	Antenna 6 Meas PSD (dBm/500KHz)	Antenna 5 Meas PSD (dBm/500KHz)	Total Corr'd PSD (dBm/500KHz)	PSD Limit (dBm/500KHz)	PSD Margin (dB)
Low	5755	3.978	4.241	7.122	30.00	-22.878
High	5795	4.092	3.785	6.952	30.00	-23.048

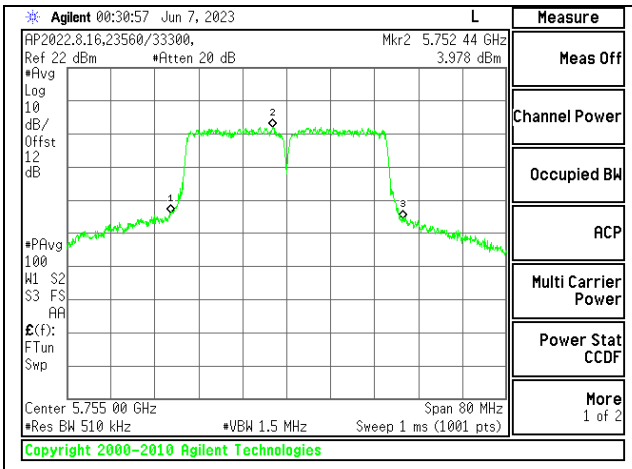

LOW CHANNEL [ANT 6]

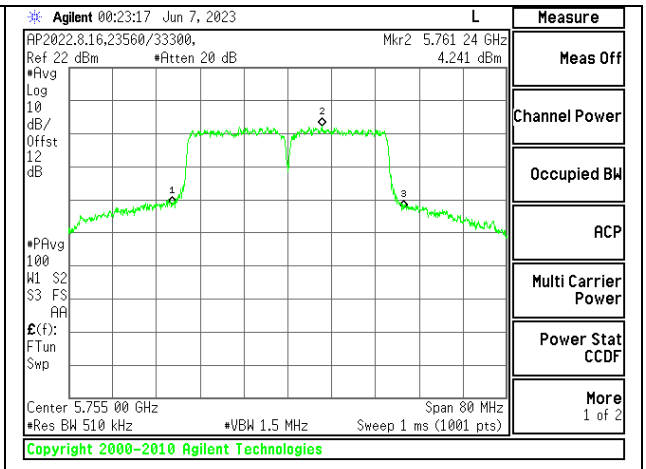

LOW CHANNEL [ANT 5]

UL VERIFICATION SERVICES INC.
47173 Benicia Street, Fremont, CA 94538; USA TEL:(510) 319-4000 FAX:(510) 661-0888

This report shall not be reproduced except in full, without the written approval of UL Verification Services Inc.

9.4.25. 802.11ac VHT80 MODE IN THE 5.8 GHz BAND

1TX Antenna 6 MODE (FCC+IC)

Test Engineer:	23560/33300
Test Date:	6/7/2023

Antenna Gain and Limit

Channel	Frequency (MHz)	Directional Gain (dBi)	Power Limit (dBm)	PSD Limit (dBm/500KHz)
Mid	5755	-2.00	30.00	30.00

Duty Cycle CF (dB)		**Included in Calculations of Corr'd PSD**

Output Power Results

Channel	Frequency (MHz)	Antenna 6 Meas Power (dBm)	Total Corr'd Power (dBm)	Power Limit (dBm)	Power Margin (dB)
Mid	5775	20.41	20.41	30.00	-9.59

PSD Results

Channel	Frequency (MHz)	Antenna 6 Meas PSD (dBm/500KHz)	Total Corr'd PSD (dBm/500KHz)	PSD Limit (dBm/500KHz)	PSD Margin (dB)
Mid	5775	1.435	1.435	30.00	-28.57

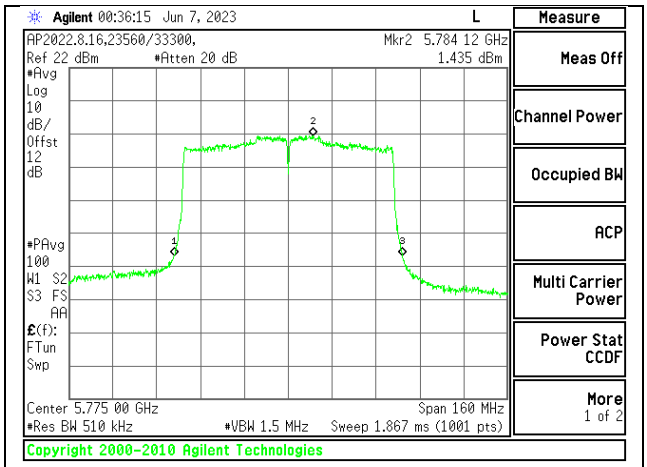

MID CHANNEL

UL VERIFICATION SERVICES INC.
47173 Benicia Street, Fremont, CA 94538; USA TEL:(510) 319-4000 FAX:(510) 661-0888

This report shall not be reproduced except in full, without the written approval of UL Verification Services Inc.

1TX Antenna 5 MODE (FCC+IC)

Test Engineer:	23560/33300
Test Date:	6/7/2023

Antenna Gain and Limit

Channel	Frequency (MHz)	Directional Gain (dBi)	Power Limit (dBm)	PSD Limit (dBm/500KHz)
Mid	5755	-4.00	30.00	30.00

Duty Cycle CF (dB)		**Included in Calculations of Corr'd PSD**

Output Power Results

Channel	Frequency (MHz)	Antenna 5 Meas Power (dBm)	Total Corr'd Power (dBm)	Power Limit (dBm)	Power Margin (dB)
Mid	5775	20.49	20.49	30.00	-9.51

PSD Results

Channel	Frequency (MHz)	Antenna 5 Meas PSD (dBm/500KHz)	Total Corr'd PSD (dBm/500KHz)	PSD Limit (dBm/500KHz)	PSD Margin (dB)
Mid	5775	1.743	1.743	30.00	-28.26

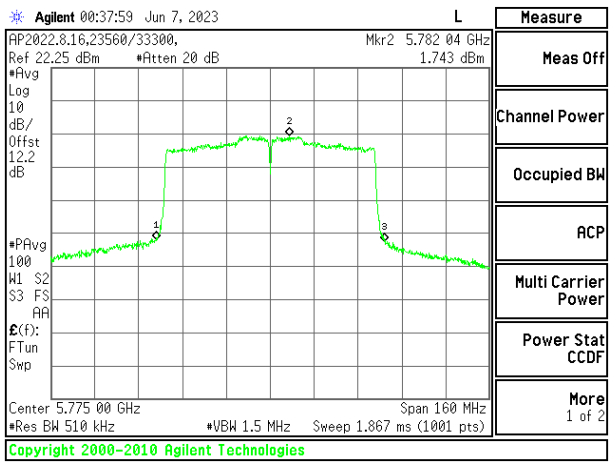

MID CHANNEL

UL VERIFICATION SERVICES INC.
47173 Benicia Street, Fremont, CA 94538; USA TEL:(510) 319-4000 FAX:(510) 661-0888

This report shall not be reproduced except in full, without the written approval of UL Verification Services Inc.

2TX Antenna 6 + Antenna 5 CDD MODE (FCC+IC)

Test Engineer:	23560/33300
Test Date:	6/7/2023

Antenna Gain and Limit

Channel	Frequency (MHz)	Directional Gain For Power (dBi)	Directional Gain For PSD (dBi)	Power Limit (dBm)	PSD Limit (dBm/500KHz)
Mid	5775	-2.89	0.07	30.00	30.00

Duty Cycle CF (dB)		**Included in Calculations of Corr'd PSD**

Output Power Results

Channel	Frequency (MHz)	Antenna 6 Meas Power (dBm)	Antenna 5 Meas Power (dBm)	Total Corr'd Power (dBm)	Power Limit (dBm)	Power Margin (dB)
Mid	5775	20.35	20.47	23.42	30.00	-6.58

PSD Results

Channel	Frequency (MHz)	Antenna 6 Meas PSD (dBm/500KHz)	Antenna 5 Meas PSD (dBm/500KHz)	Total Corr'd PSD (dBm/500KHz)	PSD Limit (dBm/500KHz)	PSD Margin (dB)
Mid	5825	1.490	1.504	4.507	30.00	-25.493

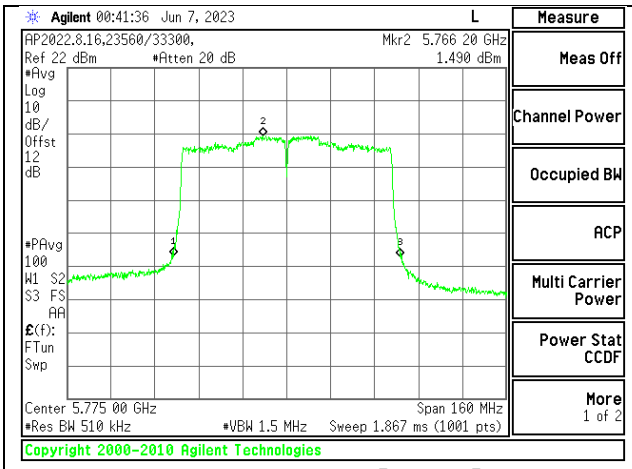

MID CHANNEL [ANT 6]

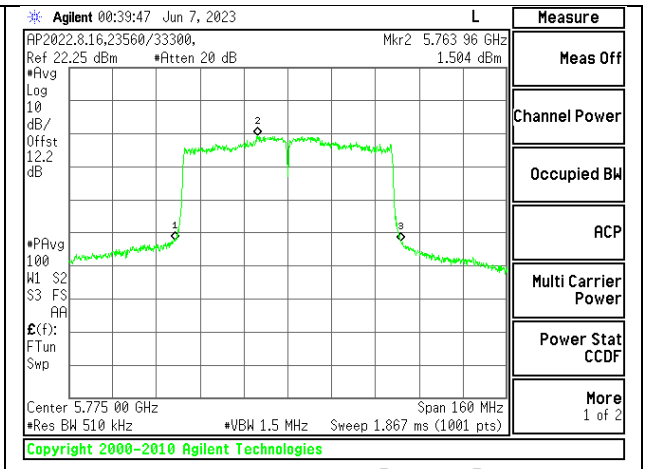

MID CHANNEL [ANT 5]

UL VERIFICATION SERVICES INC.
47173 Benicia Street, Fremont, CA 94538; USA TEL:(510) 319-4000 FAX:(510) 661-0888

This report shall not be reproduced except in full, without the written approval of UL Verification Services Inc.

9.4.26. 802.11ax HE20 MODE IN THE 5.8 GHz BAND

1TX Antenna 6 MODE (FCC+IC) MOBILE – 26 Tones, RU Index 0

Test Engineer:	19232
Test Date:	7/6/2023

Antenna Gain and Limit

Channel	Frequency (MHz)	Directional Gain (dBi)	Power Limit (dBm)	PSD Limit (dBm/500KHz)
Low	5745	-2.00	30.00	30.00
Mid	5785	-2.00	30.00	30.00
High	5825	-2.00	30.00	30.00

Duty Cycle CF (dB)		**Included in Calculations of Corr'd PSD**

Output Power Results

Channel	Frequency (MHz)	Antenna 6 Meas Power (dBm)	Total Corr'd Power (dBm)	Power Limit (dBm)	Power Margin (dB)
Low	5745	12.90	12.90	30.00	-17.10
Mid	5785	12.93	12.93	30.00	-17.07
High	5825	12.85	12.85	30.00	-17.15

PSD Results

Channel	Frequency (MHz)	Antenna 6 Meas PSD (dBm/500KHz)	Total Corr'd PSD (dBm/500KHz)	PSD Limit (dBm/500KHz)	PSD Margin (dB)
Low	5745	7.986	7.986	30.00	-22.01
Mid	5785	7.188	7.188	30.00	-22.81
High	5825	7.208	7.208	30.00	-22.79

MID CHANNEL

UL VERIFICATION SERVICES INC.
47173 Benicia Street, Fremont, CA 94538; USA TEL:(510) 319-4000 FAX:(510) 661-0888

This report shall not be reproduced except in full, without the written approval of UL Verification Services Inc.

1TX Antenna 6 MODE (FCC+IC) MOBILE – 26 Tones, RU Index 4

Test Engineer:	19232
Test Date:	7/6/2023

Antenna Gain and Limit

Channel	Frequency (MHz)	Directional Gain (dBi)	Power Limit (dBm)	PSD Limit (dBm/500KHz)
Low	5745	-2.00	30.00	30.00
Mid	5785	-2.00	30.00	30.00
High	5825	-2.00	30.00	30.00

Duty Cycle CF (dB)		**Included in Calculations of Corr'd PSD**

Output Power Results

Channel	Frequency (MHz)	Antenna 6 Meas Power (dBm)	Total Corr'd Power (dBm)	Power Limit (dBm)	Power Margin (dB)
Low	5745	12.89	12.89	30.00	-17.11
Mid	5785	12.83	12.83	30.00	-17.17
High	5825	12.92	12.92	30.00	-17.08

PSD Results

Channel	Frequency (MHz)	Antenna 6 Meas PSD (dBm/500KHz)	Total Corr'd PSD (dBm/500KHz)	PSD Limit (dBm/500KHz)	PSD Margin (dB)
Low	5745	7.493	7.493	30.00	-22.51
Mid	5785	7.069	7.069	30.00	-22.93
High	5825	7.676	7.676	30.00	-22.32

MID CHANNEL

UL VERIFICATION SERVICES INC.
47173 Benicia Street, Fremont, CA 94538; USA TEL:(510) 319-4000 FAX:(510) 661-0888

This report shall not be reproduced except in full, without the written approval of UL Verification Services Inc.

1TX Antenna 6 MODE (FCC+IC) MOBILE – 26 Tones, RU Index 8

Test Engineer:	19232
Test Date:	7/6/2023

Antenna Gain and Limit

Channel	Frequency (MHz)	Directional Gain (dBi)	Power Limit (dBm)	PSD Limit (dBm/500KHz)
Low	5745	-2.00	30.00	30.00
Mid	5785	-2.00	30.00	30.00
High	5825	-2.00	30.00	30.00

Duty Cycle CF (dB)		**Included in Calculations of Corr'd PSD**

Output Power Results

Channel	Frequency (MHz)	Antenna 6 Meas Power (dBm)	Total Corr'd Power (dBm)	Power Limit (dBm)	Power Margin (dB)
Low	5745	12.76	12.76	30.00	-17.24
Mid	5785	12.97	12.97	30.00	-17.03
High	5825	12.74	12.74	30.00	-17.26

PSD Results

Channel	Frequency (MHz)	Antenna 6 Meas PSD (dBm/500KHz)	Total Corr'd PSD (dBm/500KHz)	PSD Limit (dBm/500KHz)	PSD Margin (dB)
Low	5745	6.988	6.988	30.00	-23.01
Mid	5785	7.367	7.367	30.00	-22.63
High	5825	6.948	6.948	30.00	-23.05

MID CHANNEL

UL VERIFICATION SERVICES INC.
47173 Benicia Street, Fremont, CA 94538; USA TEL:(510) 319-4000 FAX:(510) 661-0888

This report shall not be reproduced except in full, without the written approval of UL Verification Services Inc.

1TX Antenna 6 MODE (FCC+IC) MOBILE – SU Mode

Test Engineer:	19232
Test Date:	7/6/2023

Antenna Gain and Limit

Channel	Frequency (MHz)	Directional Gain (dBi)	Power Limit (dBm)	PSD Limit (dBm/500KHz)
Low	5745	-2.00	30.00	30.00
Mid	5785	-2.00	30.00	30.00
High	5825	-2.00	30.00	30.00

Duty Cycle CF (dB)		**Included in Calculations of Corr'd PSD**

Output Power Results

Channel	Frequency (MHz)	Antenna 6 Meas Power (dBm)	Total Corr'd Power (dBm)	Power Limit (dBm)	Power Margin (dB)
Low	5745	20.89	20.89	30.00	-9.11
Mid	5785	20.80	20.80	30.00	-9.20
High	5825	20.81	20.81	30.00	-9.19

PSD Results

Channel	Frequency (MHz)	Antenna 6 Meas PSD (dBm/500KHz)	Total Corr'd PSD (dBm/500KHz)	PSD Limit (dBm/500KHz)	PSD Margin (dB)
Low	5745	8.270	8.270	30.00	-21.73
Mid	5785	8.076	8.076	30.00	-21.92
High	5825	8.108	8.108	30.00	-21.89

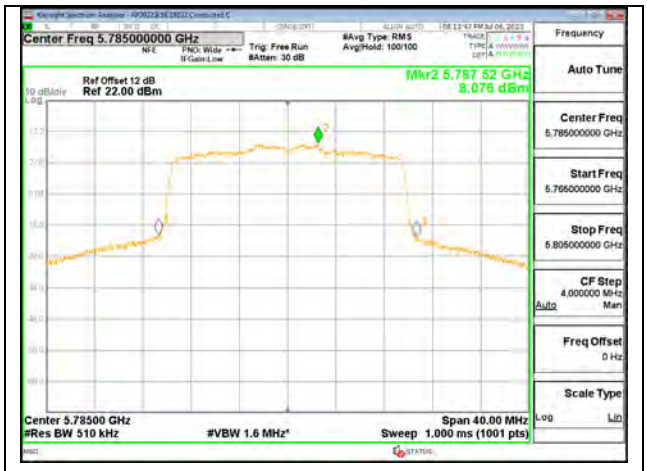

MID CHANNEL

UL VERIFICATION SERVICES INC.
47173 Benicia Street, Fremont, CA 94538; USA TEL:(510) 319-4000 FAX:(510) 661-0888

This report shall not be reproduced except in full, without the written approval of UL Verification Services Inc.

1TX Antenna 5 MODE (FCC+IC) MOBILE – 26 Tones, RU Index 0

Test Engineer:	19232
Test Date:	7/6/2023

Antenna Gain and Limit

Channel	Frequency (MHz)	Directional Gain (dBi)	Power Limit (dBm)	PSD Limit (dBm/500KHz)
Low	5745	-4.00	30.00	30.00
Mid	5785	-4.00	30.00	30.00
High	5825	-4.00	30.00	30.00

Duty Cycle CF (dB)		**Included in Calculations of Corr'd PSD**

Output Power Results

Channel	Frequency (MHz)	Antenna 5 Meas Power (dBm)	Total Corr'd Power (dBm)	Power Limit (dBm)	Power Margin (dB)
Low	5745	12.90	12.90	30.00	-17.10
Mid	5785	12.86	12.86	30.00	-17.14
High	5825	12.88	12.88	30.00	-17.12

PSD Results

Channel	Frequency (MHz)	Antenna 5 Meas PSD (dBm/500KHz)	Total Corr'd PSD (dBm/500KHz)	PSD Limit (dBm/500KHz)	PSD Margin (dB)
Low	5745	8.210	8.210	30.00	-21.79
Mid	5785	7.038	7.038	30.00	-22.96
High	5825	7.237	7.237	30.00	-22.76

MID CHANNEL

UL VERIFICATION SERVICES INC.
47173 Benicia Street, Fremont, CA 94538; USA TEL:(510) 319-4000 FAX:(510) 661-0888

This report shall not be reproduced except in full, without the written approval of UL Verification Services Inc.

1TX Antenna 5 MODE (FCC+IC) MOBILE – 26 Tones, RU Index 4

Test Engineer:	19232
Test Date:	7/6/2023

Antenna Gain and Limit

Channel	Frequency (MHz)	Directional Gain (dBi)	Power Limit (dBm)	PSD Limit (dBm/500KHz)
Low	5745	-4.00	30.00	30.00
Mid	5785	-4.00	30.00	30.00
High	5825	-4.00	30.00	30.00

Duty Cycle CF (dB)		**Included in Calculations of Corr'd PSD**

Output Power Results

Channel	Frequency (MHz)	Antenna 5 Meas Power (dBm)	Total Corr'd Power (dBm)	Power Limit (dBm)	Power Margin (dB)
Low	5745	12.87	12.87	30.00	-17.13
Mid	5785	12.85	12.85	30.00	-17.15
High	5825	12.90	12.90	30.00	-17.10

PSD Results

Channel	Frequency (MHz)	Antenna 5 Meas PSD (dBm/500KHz)	Total Corr'd PSD (dBm/500KHz)	PSD Limit (dBm/500KHz)	PSD Margin (dB)
Low	5745	7.303	7.303	30.00	-22.70
Mid	5785	7.275	7.275	30.00	-22.73
High	5825	7.460	7.460	30.00	-22.54

MID CHANNEL

UL VERIFICATION SERVICES INC.
47173 Benicia Street, Fremont, CA 94538; USA TEL:(510) 319-4000 FAX:(510) 661-0888

This report shall not be reproduced except in full, without the written approval of UL Verification Services Inc.

1TX Antenna 5 MODE (FCC+IC) MOBILE – 26 Tones, RU Index 8

Test Engineer:	19232
Test Date:	7/6/2023

Antenna Gain and Limit

Channel	Frequency (MHz)	Directional Gain (dBi)	Power Limit (dBm)	PSD Limit (dBm/500KHz)
Low	5745	-4.00	30.00	30.00
Mid	5785	-4.00	30.00	30.00
High	5825	-4.00	30.00	30.00

Duty Cycle CF (dB)		**Included in Calculations of Corr'd PSD**

Output Power Results

Channel	Frequency (MHz)	Antenna 5 Meas Power (dBm)	Total Corr'd Power (dBm)	Power Limit (dBm)	Power Margin (dB)
Low	5745	12.93	12.93	30.00	-17.07
Mid	5785	12.95	12.95	30.00	-17.05
High	5825	12.89	12.89	30.00	-17.11

PSD Results

Channel	Frequency (MHz)	Antenna 5 Meas PSD (dBm/500KHz)	Total Corr'd PSD (dBm/500KHz)	PSD Limit (dBm/500KHz)	PSD Margin (dB)
Low	5745	7.181	7.181	30.00	-22.82
Mid	5785	7.294	7.294	30.00	-22.71
High	5825	7.139	7.139	30.00	-22.86

MID CHANNEL

UL VERIFICATION SERVICES INC.
47173 Benicia Street, Fremont, CA 94538; USA TEL:(510) 319-4000 FAX:(510) 661-0888

This report shall not be reproduced except in full, without the written approval of UL Verification Services Inc.

1TX Antenna 5 MODE (FCC+IC) MOBILE – SU Mode

Test Engineer:	19232
Test Date:	7/6/2023

Antenna Gain and Limit

Channel	Frequency (MHz)	Directional Gain (dBi)	Power Limit (dBm)	PSD Limit (dBm/500KHz)
Low	5745	-4.00	30.00	30.00
Mid	5785	-4.00	30.00	30.00
High	5825	-4.00	30.00	30.00

Duty Cycle CF (dB)		**Included in Calculations of Corr'd PSD**

Output Power Results

Channel	Frequency (MHz)	Antenna 5 Meas Power (dBm)	Total Corr'd Power (dBm)	Power Limit (dBm)	Power Margin (dB)
Low	5745	20.84	20.84	30.00	-9.16
Mid	5785	20.82	20.82	30.00	-9.18
High	5825	20.86	20.86	30.00	-9.14

PSD Results

Channel	Frequency (MHz)	Antenna 5 Meas PSD (dBm/500KHz)	Total Corr'd PSD (dBm/500KHz)	PSD Limit (dBm/500KHz)	PSD Margin (dB)
Low	5745	8.128	8.128	30.00	-21.87
Mid	5785	8.114	8.114	30.00	-21.89
High	5825	8.165	8.165	30.00	-21.84

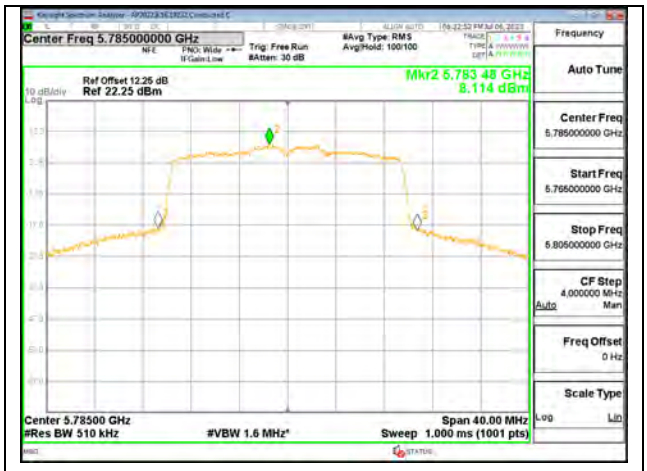

MID CHANNEL

UL VERIFICATION SERVICES INC.
47173 Benicia Street, Fremont, CA 94538; USA TEL:(510) 319-4000 FAX:(510) 661-0888

This report shall not be reproduced except in full, without the written approval of UL Verification Services Inc.

2TX Antenna 6 + Antenna 5 OFDMA MODE (FCC + IC) MOBILE – 26 Tones, RU Index 0

Test Engineer:	7/6/2023
Test Date:	19232

Antenna Gain and Limit

Channel	Frequency (MHz)	Directional Gain For Power (dBi)	Directional Gain For PSD (dBi)	Power Limit (dBm)	PSD Limit (dBm/500KHz)
Low	5745	-2.89	0.07	30.00	30.00
Mid	5785	-2.89	0.07	30.00	30.00
High	5825	-2.89	0.07	30.00	30.00

Duty Cycle CF (dB)		**Included in Calculations of Corr'd PSD**

Output Power Results

Channel	Frequency (MHz)	Antenna 6 Meas Power (dBm)	Antenna 5 Meas Power (dBm)	Total Corr'd Power (dBm)	Power Limit (dBm)	Power Margin (dB)
Low	5745	12.86	12.83	15.86	30.00	-14.14
Mid	5785	12.80	12.84	15.83	30.00	-14.17
High	5825	12.88	12.87	15.89	30.00	-14.11

PSD Results

Channel	Frequency (MHz)	Antenna 6 Meas PSD (dBm/500KHz)	Antenna 5 Meas PSD (dBm/500KHz)	Total Corr'd PSD (dBm/500KHz)	PSD Limit (dBm/500KHz)	PSD Margin (dB)
Low	5745	7.230	7.151	10.201	30.00	-19.799
Mid	5785	7.062	7.194	10.139	30.00	-19.861
High	5825	7.398	7.299	10.359	30.00	-19.641

MID CHANNEL [ANT 6]

MID CHANNEL [ANT 5]

UL VERIFICATION SERVICES INC.
47173 Benicia Street, Fremont, CA 94538; USA TEL:(510) 319-4000 FAX:(510) 661-0888

This report shall not be reproduced except in full, without the written approval of UL Verification Services Inc.

2TX Antenna 6 + Antenna 5 OFDMA MODE (FCC + IC) MOBILE – 26 Tones, RU Index 4

Test Engineer:	19232
Test Date:	7/6/2023

Antenna Gain and Limit

Channel	Frequency (MHz)	Directional Gain For Power (dBi)	Directional Gain For PSD (dBi)	Power Limit (dBm)	PSD Limit (dBm/500KHz)
Low	5745	-2.89	0.07	30.00	30.00
Mid	5785	-2.89	0.07	30.00	30.00
High	5825	-2.89	0.07	30.00	30.00

Duty Cycle CF (dB)		**Included in Calculations of Corr'd PSD**

Output Power Results

Channel	Frequency (MHz)	Antenna 6 Meas Power (dBm)	Antenna 5 Meas Power (dBm)	Total Corr'd Power (dBm)	Power Limit (dBm)	Power Margin (dB)
Low	5745	12.93	12.97	15.96	30.00	-14.04
Mid	5785	12.95	12.98	15.98	30.00	-14.02
High	5825	12.91	12.90	15.92	30.00	-14.08

PSD Results

Channel	Frequency (MHz)	Antenna 6 Meas PSD (dBm/500KHz)	Antenna 5 Meas PSD (dBm/500KHz)	Total Corr'd PSD (dBm/500KHz)	PSD Limit (dBm/500KHz)	PSD Margin (dB)
Low	5745	7.512	7.668	10.601	30.00	-19.399
Mid	5785	7.589	7.680	10.645	30.00	-19.355
High	5825	7.504	7.440	10.482	30.00	-19.518

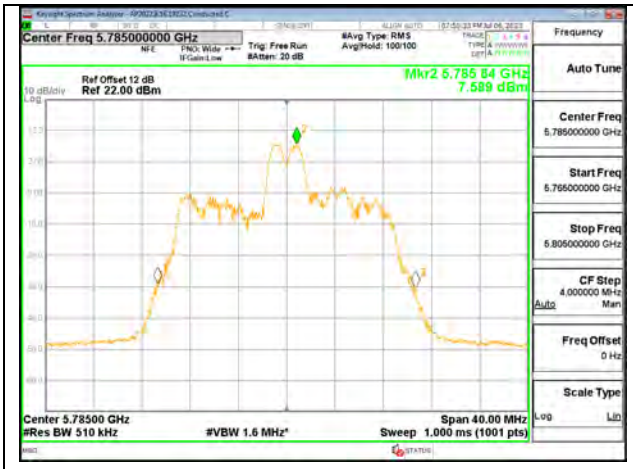

MID CHANNEL [ANT 6]

MID CHANNEL [ANT 5]

UL VERIFICATION SERVICES INC.
47173 Benicia Street, Fremont, CA 94538; USA TEL:(510) 319-4000 FAX:(510) 661-0888

This report shall not be reproduced except in full, without the written approval of UL Verification Services Inc.

2TX Antenna 6 + Antenna 5 OFDMA MODE (FCC + IC) MOBILE – 26 Tones, RU Index 8

Test Engineer:	19232
Test Date:	7/6/2023

Antenna Gain and Limit

Channel	Frequency (MHz)	Directional Gain For Power (dBi)	Directional Gain For PSD (dBi)	Power Limit (dBm)	PSD Limit (dBm/500KHz)
Low	5745	-2.89	0.07	30.00	30.00
Mid	5785	-2.89	0.07	30.00	30.00
High	5825	-2.89	0.07	30.00	30.00

Duty Cycle CF (dB)		**Included in Calculations of Corr'd PSD**

Output Power Results

Channel	Frequency (MHz)	Antenna 6 Meas Power (dBm)	Antenna 5 Meas Power (dBm)	Total Corr'd Power (dBm)	Power Limit (dBm)	Power Margin (dB)
Low	5745	12.81	12.85	15.84	30.00	-14.16
Mid	5785	12.87	12.83	15.86	30.00	-14.14
High	5825	12.95	12.93	15.95	30.00	-14.05

PSD Results

Channel	Frequency (MHz)	Antenna 6 Meas PSD (dBm/500KHz)	Antenna 5 Meas PSD (dBm/500KHz)	Total Corr'd PSD (dBm/500KHz)	PSD Limit (dBm/500KHz)	PSD Margin (dB)
Low	5745	7.425	7.653	10.551	30.00	-19.449
Mid	5785	7.677	7.533	10.616	30.00	-19.384
High	5825	7.724	7.700	10.722	30.00	-19.278

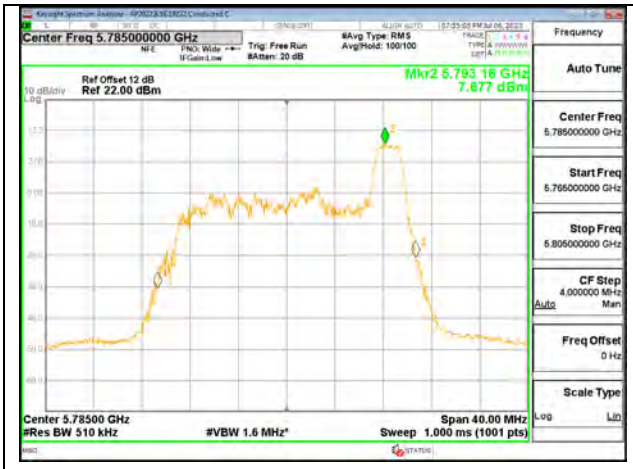

MID CHANNEL [ANT 6]

MID CHANNEL [ANT 5]

UL VERIFICATION SERVICES INC.
47173 Benicia Street, Fremont, CA 94538; USA TEL:(510) 319-4000 FAX:(510) 661-0888

This report shall not be reproduced except in full, without the written approval of UL Verification Services Inc.

2TX Antenna 6 + Antenna 5 OFDMA MODE (FCC + IC) MOBILE – SU Mode

Test Engineer:	19232
Test Date:	7/6/2023

Antenna Gain and Limit

Channel	Frequency (MHz)	Directional Gain For Power (dBi)	Directional Gain For PSD (dBi)	Power Limit (dBm)	PSD Limit (dBm/500KHz)
Low	5745	-2.89	0.07	30.00	30.00
Mid	5785	-2.89	0.07	30.00	30.00
High	5825	-2.89	0.07	30.00	30.00

Duty Cycle CF (dB)		**Included in Calculations of Corr'd PSD**

Output Power Results

Channel	Frequency (MHz)	Antenna 6 Meas Power (dBm)	Antenna 5 Meas Power (dBm)	Total Corr'd Power (dBm)	Power Limit (dBm)	Power Margin (dB)
Low	5745	20.80	20.78	23.80	30.00	-6.20
Mid	5785	20.79	20.84	23.83	30.00	-6.17
High	5825	20.90	20.82	23.87	30.00	-6.13

PSD Results

Channel	Frequency (MHz)	Antenna 6 Meas PSD (dBm/500KHz)	Antenna 5 Meas PSD (dBm/500KHz)	Total Corr'd PSD (dBm/500KHz)	PSD Limit (dBm/500KHz)	PSD Margin (dB)
Low	5745	7.806	7.816	10.821	30.00	-19.179
Mid	5785	7.872	8.030	10.962	30.00	-19.038
High	5825	8.336	8.406	11.381	30.00	-18.619

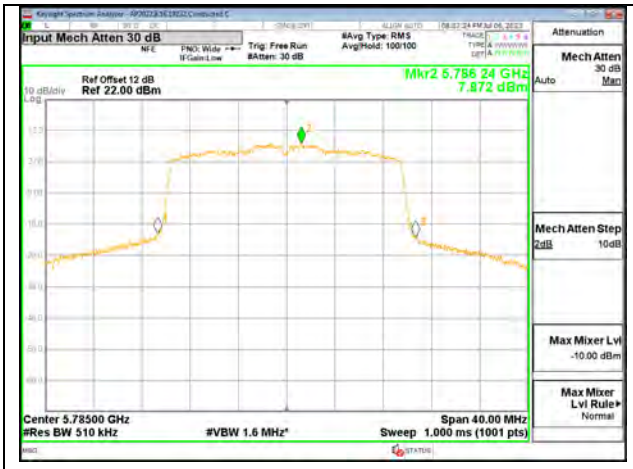

MID CHANNEL [ANT 6]

MID CHANNEL [ANT 5]

UL VERIFICATION SERVICES INC.
47173 Benicia Street, Fremont, CA 94538; USA TEL:(510) 319-4000 FAX:(510) 661-0888

This report shall not be reproduced except in full, without the written approval of UL Verification Services Inc.

9.4.27. 802.11ax HE40 MODE IN THE 5.8 GHz BAND

1TX Antenna 6 MODE (FCC+IC) MOBILE – 26 Tones, RU Index 0

Test Engineer:	19232
Test Date:	7/6/2023

Antenna Gain and Limit

Channel	Frequency (MHz)	Directional Gain (dBi)	Power Limit (dBm)	PSD Limit (dBm/500KHz)
Low	5755	-2.00	30.00	30.00
High	5795	-2.00	30.00	30.00

Duty Cycle CF (dB)		**Included in Calculations of Corr'd PSD**

Output Power Results

Channel	Frequency (MHz)	Antenna 6 Meas Power (dBm)	Total Corr'd Power (dBm)	Power Limit (dBm)	Power Margin (dB)
Low	5755	9.45	9.45	30.00	-20.55
High	5795	9.39	9.39	30.00	-20.61

PSD Results

Channel	Frequency (MHz)	Antenna 6 Meas PSD (dBm/500KHz)	Total Corr'd PSD (dBm/500KHz)	PSD Limit (dBm/500KHz)	PSD Margin (dB)
Low	5755	3.987	3.987	30.00	-26.01
High	5795	3.964	3.964	30.00	-26.04

LOW CHANNEL

UL VERIFICATION SERVICES INC.
47173 Benicia Street, Fremont, CA 94538; USA TEL:(510) 319-4000 FAX:(510) 661-0888

This report shall not be reproduced except in full, without the written approval of UL Verification Services Inc.

1TX Antenna 6 MODE (FCC+IC) MOBILE – 26 Tones, RU Index 8

Test Engineer:	19232
Test Date:	7/6/2023

Antenna Gain and Limit

Channel	Frequency (MHz)	Directional Gain (dBi)	Power Limit (dBm)	PSD Limit (dBm/500KHz)
Low	5755	-2.00	30.00	30.00
High	5795	-2.00	30.00	30.00

Duty Cycle CF (dB)		**Included in Calculations of Corr'd PSD**

Output Power Results

Channel	Frequency (MHz)	Antenna 6 Meas Power (dBm)	Total Corr'd Power (dBm)	Power Limit (dBm)	Power Margin (dB)
Low	5755	9.42	9.42	30.00	-20.58
High	5795	9.44	9.44	30.00	-20.56

PSD Results

Channel	Frequency (MHz)	Antenna 6 Meas PSD (dBm/500KHz)	Total Corr'd PSD (dBm/500KHz)	PSD Limit (dBm/500KHz)	PSD Margin (dB)
Low	5755	4.109	4.109	30.00	-25.89
High	5795	4.210	4.210	30.00	-25.79

LOW CHANNEL

UL VERIFICATION SERVICES INC.
47173 Benicia Street, Fremont, CA 94538; USA TEL:(510) 319-4000 FAX:(510) 661-0888

This report shall not be reproduced except in full, without the written approval of UL Verification Services Inc.

1TX Antenna 6 MODE (FCC+IC) MOBILE – 26 Tones, RU Index 17

Test Engineer:	19232
Test Date:	7/6/2023

Antenna Gain and Limit

Channel	Frequency (MHz)	Directional Gain (dBi)	Power Limit (dBm)	PSD Limit (dBm/500KHz)
Low	5755	-2.00	30.00	30.00
High	5795	-2.00	30.00	30.00

Duty Cycle CF (dB)		**Included in Calculations of Corr'd PSD**

Output Power Results

Channel	Frequency (MHz)	Antenna 6 Meas Power (dBm)	Total Corr'd Power (dBm)	Power Limit (dBm)	Power Margin (dB)
Low	5755	9.40	9.40	30.00	-20.60
High	5795	9.45	9.45	30.00	-20.55

PSD Results

Channel	Frequency (MHz)	Antenna 6 Meas PSD (dBm/500KHz)	Total Corr'd PSD (dBm/500KHz)	PSD Limit (dBm/500KHz)	PSD Margin (dB)
Low	5755	3.812	3.812	30.00	-26.19
High	5795	3.967	3.967	30.00	-26.03

LOW CHANNEL

UL VERIFICATION SERVICES INC.
47173 Benicia Street, Fremont, CA 94538; USA TEL:(510) 319-4000 FAX:(510) 661-0888

This report shall not be reproduced except in full, without the written approval of UL Verification Services Inc.

1TX Antenna 6 MODE (FCC+IC) MOBILE – SU Mode

Test Engineer:	23560/33300
Test Date:	6/7/2023

Antenna Gain and Limit

Channel	Frequency (MHz)	Directional Gain (dBi)	Power Limit (dBm)	PSD Limit (dBm/500KHz)
Low	5755	-2.00	30.00	30.00
High	5795	-2.00	30.00	30.00

Duty Cycle CF (dB)	0.13	**Included in Calculations of Corr'd PSD**

Output Power Results

Channel	Frequency (MHz)	Antenna 6 Meas Power (dBm)	Total Corr'd Power (dBm)	Power Limit (dBm)	Power Margin (dB)
Low	5755	20.41	20.41	30.00	-9.59
High	5795	20.37	20.37	30.00	-9.63

PSD Results

Channel	Frequency (MHz)	Antenna 6 Meas PSD (dBm/500KHz)	Total Corr'd PSD (dBm/500KHz)	PSD Limit (dBm/500KHz)	PSD Margin (dB)
Low	5755	4.591	4.721	30.00	-25.28
High	5795	4.932	5.062	30.00	-24.94

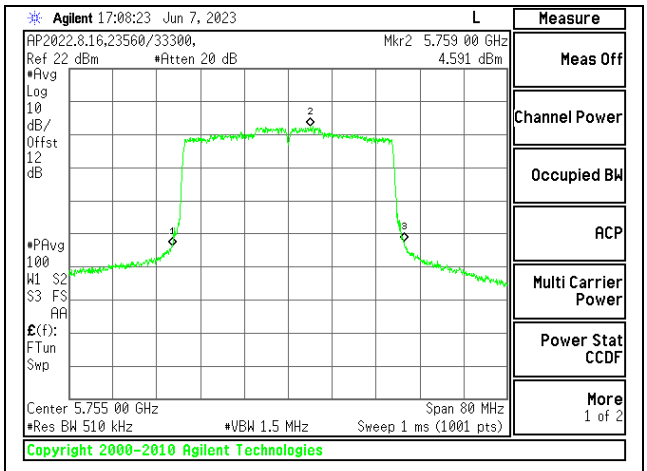

LOW CHANNEL

UL VERIFICATION SERVICES INC.
47173 Benicia Street, Fremont, CA 94538; USA TEL:(510) 319-4000 FAX:(510) 661-0888

This report shall not be reproduced except in full, without the written approval of UL Verification Services Inc.

1TX Antenna 5 MODE (FCC+IC) MOBILE – 26 Tones, RU Index 0

Test Engineer:	19232
Test Date:	7/6/2023

Antenna Gain and Limit

Channel	Frequency (MHz)	Directional Gain (dBi)	Power Limit (dBm)	PSD Limit (dBm/500KHz)
Low	5755	-4.00	30.00	30.00
High	5795	-4.00	30.00	30.00

Duty Cycle CF (dB)		**Included in Calculations of Corr'd PSD**

Output Power Results

Channel	Frequency (MHz)	Antenna 5 Meas Power (dBm)	Total Corr'd Power (dBm)	Power Limit (dBm)	Power Margin (dB)
Low	5755	9.44	9.44	30.00	-20.56
High	5795	9.43	9.43	30.00	-20.57

PSD Results

Channel	Frequency (MHz)	Antenna 5 Meas PSD (dBm/500KHz)	Total Corr'd PSD (dBm/500KHz)	PSD Limit (dBm/500KHz)	PSD Margin (dB)
Low	5755	3.985	3.985	30.00	-26.02
High	5795	3.981	3.981	30.00	-26.02

LOW CHANNEL

UL VERIFICATION SERVICES INC.
47173 Benicia Street, Fremont, CA 94538; USA TEL:(510) 319-4000 FAX:(510) 661-0888

This report shall not be reproduced except in full, without the written approval of UL Verification Services Inc.

1TX Antenna 5 MODE (FCC+IC) MOBILE – 26 Tones, RU Index 8

Test Engineer:	19232
Test Date:	7/6/2023

Antenna Gain and Limit

Channel	Frequency (MHz)	Directional Gain (dBi)	Power Limit (dBm)	PSD Limit (dBm/500KHz)
Low	5755	-4.00	30.00	30.00
High	5795	-4.00	30.00	30.00

Duty Cycle CF (dB)		**Included in Calculations of Corr'd PSD**

Output Power Results

Channel	Frequency (MHz)	Antenna 5 Meas Power (dBm)	Total Corr'd Power (dBm)	Power Limit (dBm)	Power Margin (dB)
Low	5755	9.46	9.46	30.00	-20.54
High	5795	9.48	9.48	30.00	-20.52

PSD Results

Channel	Frequency (MHz)	Antenna 5 Meas PSD (dBm/500KHz)	Total Corr'd PSD (dBm/500KHz)	PSD Limit (dBm/500KHz)	PSD Margin (dB)
Low	5755	4.217	4.217	30.00	-25.78
High	5795	4.266	4.266	30.00	-25.73

LOW CHANNEL

UL VERIFICATION SERVICES INC.
47173 Benicia Street, Fremont, CA 94538; USA TEL:(510) 319-4000 FAX:(510) 661-0888

This report shall not be reproduced except in full, without the written approval of UL Verification Services Inc.

1TX Antenna 5 MODE (FCC+IC) MOBILE – 26 Tones, RU Index 17

Test Engineer:	19232
Test Date:	7/6/2023

Antenna Gain and Limit

Channel	Frequency (MHz)	Directional Gain (dBi)	Power Limit (dBm)	PSD Limit (dBm/500KHz)
Low	5755	-4.00	30.00	30.00
High	5795	-4.00	30.00	30.00

Duty Cycle CF (dB)		**Included in Calculations of Corr'd PSD**

Output Power Results

Channel	Frequency (MHz)	Antenna 5 Meas Power (dBm)	Total Corr'd Power (dBm)	Power Limit (dBm)	Power Margin (dB)
Low	5755	9.42	9.42	30.00	-20.58
High	5795	9.43	9.43	30.00	-20.57

PSD Results

Channel	Frequency (MHz)	Antenna 5 Meas PSD (dBm/500KHz)	Total Corr'd PSD (dBm/500KHz)	PSD Limit (dBm/500KHz)	PSD Margin (dB)
Low	5755	3.823	3.823	30.00	-26.18
High	5795	3.941	3.941	30.00	-26.06

LOW CHANNEL

UL VERIFICATION SERVICES INC.
47173 Benicia Street, Fremont, CA 94538; USA TEL:(510) 319-4000 FAX:(510) 661-0888

This report shall not be reproduced except in full, without the written approval of UL Verification Services Inc.

1TX Antenna 5 MODE (FCC+IC) MOBILE – SU Mode

Test Engineer:	23560/33300
Test Date:	6/7/2023

Antenna Gain and Limit

Channel	Frequency (MHz)	Directional Gain (dBi)	Power Limit (dBm)	PSD Limit (dBm/500KHz)
Low	5755	-4.00	30.00	30.00
High	5795	-4.00	30.00	30.00

Duty Cycle CF (dB)	0.13	**Included in Calculations of Corr'd PSD**

Output Power Results

Channel	Frequency (MHz)	Antenna 5 Meas Power (dBm)	Total Corr'd Power (dBm)	Power Limit (dBm)	Power Margin (dB)
Low	5755	20.32	20.32	30.00	-9.68
High	5795	20.35	20.35	30.00	-9.65

PSD Results

Channel	Frequency (MHz)	Antenna 5 Meas PSD (dBm/500KHz)	Total Corr'd PSD (dBm/500KHz)	PSD Limit (dBm/500KHz)	PSD Margin (dB)
Low	5755	4.517	4.647	30.00	-25.35
High	5795	4.667	4.797	30.00	-25.20

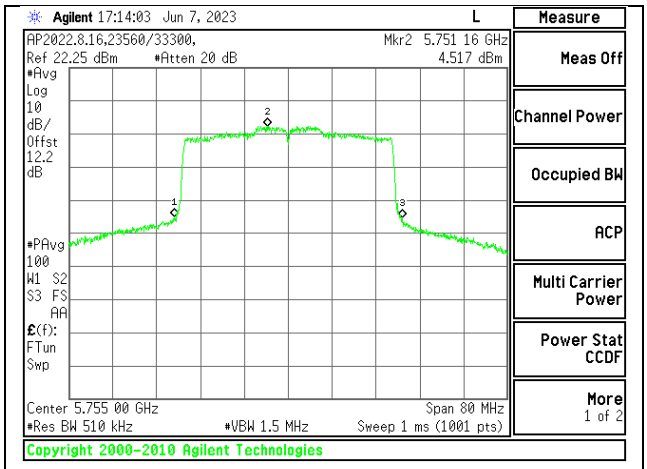

LOW CHANNEL

UL VERIFICATION SERVICES INC.
47173 Benicia Street, Fremont, CA 94538; USA TEL:(510) 319-4000 FAX:(510) 661-0888

This report shall not be reproduced except in full, without the written approval of UL Verification Services Inc.

2TX Antenna 6 + Antenna 5 OFDMA MODE (FCC+IC) MOBILE – 26 Tones, RU Index 0

Test Engineer:	19232
Test Date:	7/6/2023

Antenna Gain and Limit

Channel	Frequency (MHz)	Directional Gain For Power (dBi)	Directional Gain For PSD (dBi)	Power Limit (dBm)	PSD Limit (dBm/500KHz)
Low	5755	-2.89	0.07	30.00	30.00
High	5795	-2.89	0.07	30.00	30.00

Duty Cycle CF (dB)		**Included in Calculations of Corr'd PSD**

Output Power Results

Channel	Frequency (MHz)	Antenna 6 Meas Power (dBm)	Antenna 5 Meas Power (dBm)	Total Corr'd Power (dBm)	Power Limit (dBm)	Power Margin (dB)
Low	5755	9.43	9.38	12.42	30.00	-17.58
High	5795	9.40	9.42	12.42	30.00	-17.58

PSD Results

Channel	Frequency (MHz)	Antenna 6 Meas PSD (dBm/500KHz)	Antenna 5 Meas PSD (dBm/500KHz)	Total Corr'd PSD (dBm/500KHz)	PSD Limit (dBm/500KHz)	PSD Margin (dB)
Low	5755	4.040	3.819	6.941	30.00	-23.059
High	5795	3.968	4.000	6.994	30.00	-23.006

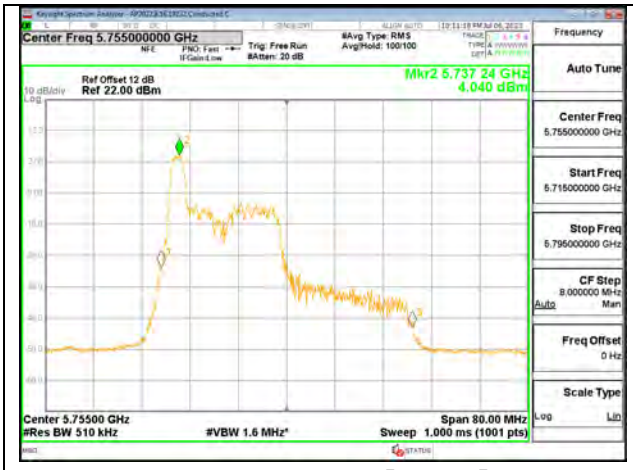

LOW CHANNEL [ANT 6]

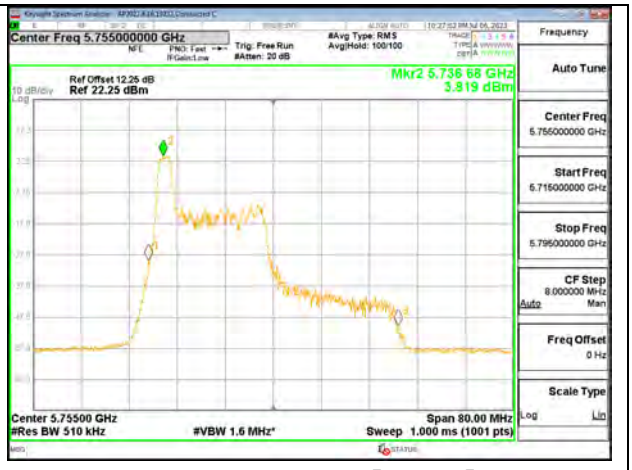

LOW CHANNEL [ANT 5]

UL VERIFICATION SERVICES INC.
47173 Benicia Street, Fremont, CA 94538; USA TEL:(510) 319-4000 FAX:(510) 661-0888

This report shall not be reproduced except in full, without the written approval of UL Verification Services Inc.

2TX Antenna 6 + Antenna 5 OFDMA MODE (FCC+IC) MOBILE – 26 Tones, RU Index 8

Test Engineer:	19232
Test Date:	7/6/2023

Antenna Gain and Limit

Channel	Frequency (MHz)	Directional Gain For Power (dBi)	Directional Gain For PSD (dBi)	Power Limit (dBm)	PSD Limit (dBm/500KHz)
Low	5755	-2.89	0.07	30.00	30.00
High	5795	-2.89	0.07	30.00	30.00

Duty Cycle CF (dB)		**Included in Calculations of Corr'd PSD**

Output Power Results

Channel	Frequency (MHz)	Antenna 6 Meas Power (dBm)	Antenna 5 Meas Power (dBm)	Total Corr'd Power (dBm)	Power Limit (dBm)	Power Margin (dB)
Low	5755	9.44	9.40	12.43	30.00	-17.57
High	5795	9.37	9.43	12.41	30.00	-17.59

PSD Results

Channel	Frequency (MHz)	Antenna 6 Meas PSD (dBm/500KHz)	Antenna 5 Meas PSD (dBm/500KHz)	Total Corr'd PSD (dBm/500KHz)	PSD Limit (dBm/500KHz)	PSD Margin (dB)
Low	5755	4.085	4.046	7.076	30.00	-22.924
High	5795	4.003	4.084	7.054	30.00	-22.946

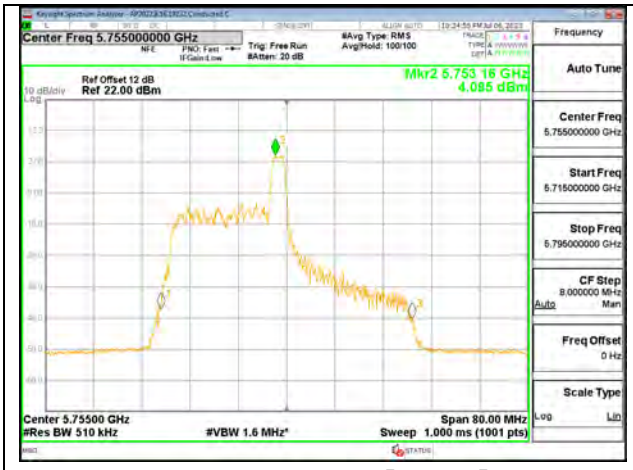

LOW CHANNEL [ANT 6]

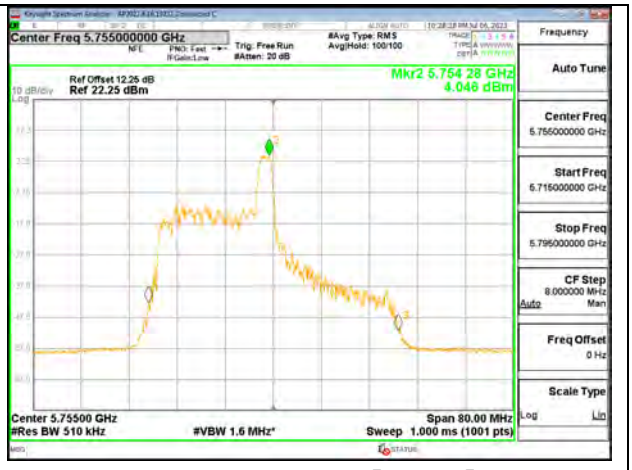

LOW CHANNEL [ANT 5]

UL VERIFICATION SERVICES INC.
47173 Benicia Street, Fremont, CA 94538; USA TEL:(510) 319-4000 FAX:(510) 661-0888

This report shall not be reproduced except in full, without the written approval of UL Verification Services Inc.

2TX Antenna 6 + Antenna 5 OFDMA MODE (FCC+IC) MOBILE – 26 Tones, RU Index 17

Test Engineer:	19232
Test Date:	7/6/2023

Antenna Gain and Limit

Channel	Frequency (MHz)	Directional Gain For Power (dBi)	Directional Gain For PSD (dBi)	Power Limit (dBm)	PSD Limit (dBm/500KHz)
Low	5755	-2.89	0.07	30.00	30.00
High	5795	-2.89	0.07	30.00	30.00

Duty Cycle CF (dB)		**Included in Calculations of Corr'd PSD**

Output Power Results

Channel	Frequency (MHz)	Antenna 6 Meas Power (dBm)	Antenna 5 Meas Power (dBm)	Total Corr'd Power (dBm)	Power Limit (dBm)	Power Margin (dB)
Low	5755	9.35	9.33	12.35	30.00	-17.65
High	5795	9.38	9.39	12.40	30.00	-17.60

PSD Results

Channel	Frequency (MHz)	Antenna 6 Meas PSD (dBm/500KHz)	Antenna 5 Meas PSD (dBm/500KHz)	Total Corr'd PSD (dBm/500KHz)	PSD Limit (dBm/500KHz)	PSD Margin (dB)
Low	5755	4.060	3.965	7.023	30.00	-22.977
High	5795	4.202	4.205	7.214	30.00	-22.786

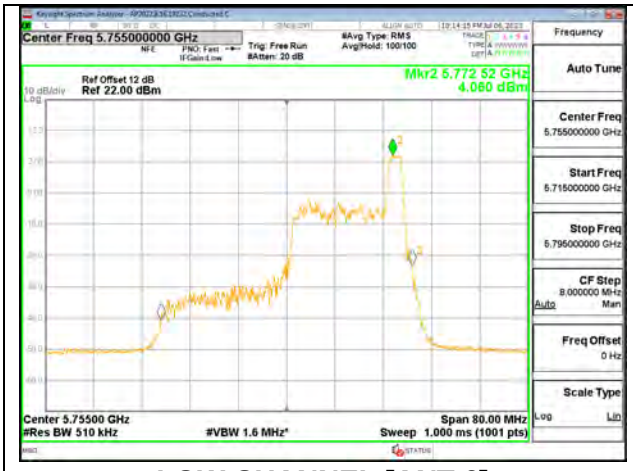

LOW CHANNEL [ANT 6]

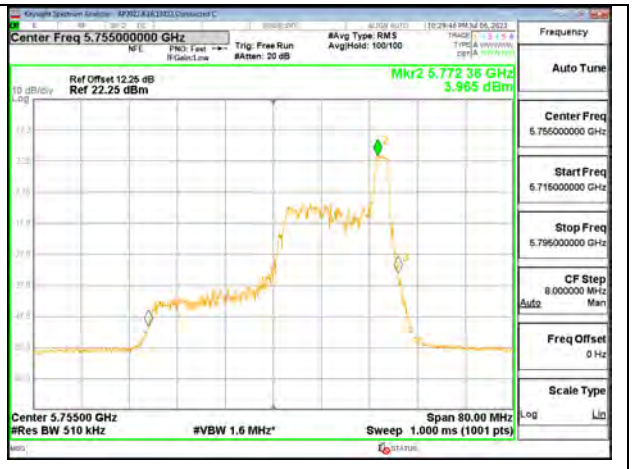

LOW CHANNEL [ANT 5]

UL VERIFICATION SERVICES INC.
47173 Benicia Street, Fremont, CA 94538; USA TEL:(510) 319-4000 FAX:(510) 661-0888

This report shall not be reproduced except in full, without the written approval of UL Verification Services Inc.

2TX Antenna 6 + Antenna 5 OFDMA MODE (FCC+IC) MOBILE – SU Mode

Test Engineer:	23560/33300
Test Date:	6/7/2023

Antenna Gain and Limit

Channel	Frequency (MHz)	Directional Gain For Power (dBi)	Directional Gain For PSD (dBi)	Power Limit (dBm)	PSD Limit (dBm/500KHz)
Low	5755	-2.89	0.07	30.00	30.00
High	5795	-2.89	0.07	30.00	30.00

Duty Cycle CF (dB)	0.13	**Included in Calculations of Corr'd PSD**

Output Power Results

Channel	Frequency (MHz)	Antenna 6 Meas Power (dBm)	Antenna 5 Meas Power (dBm)	Total Corr'd Power (dBm)	Power Limit (dBm)	Power Margin (dB)
Low	5755	20.43	20.45	23.45	30.00	-6.55
High	5795	20.41	20.39	23.41	30.00	-6.59

PSD Results

Channel	Frequency (MHz)	Antenna 6 Meas PSD (dBm/500KHz)	Antenna 5 Meas PSD (dBm/500KHz)	Total Corr'd PSD (dBm/500KHz)	PSD Limit (dBm/500KHz)	PSD Margin (dB)
Low	5755	4.750	4.824	7.927	30.00	-22.073
High	5795	4.517	4.444	7.621	30.00	-22.379

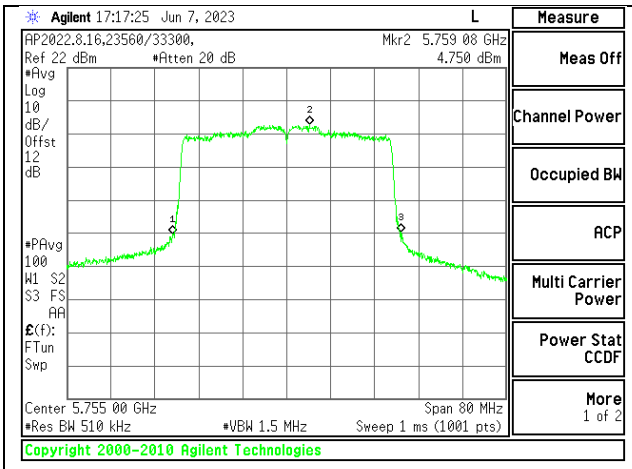

LOW CHANNEL [ANT 6]

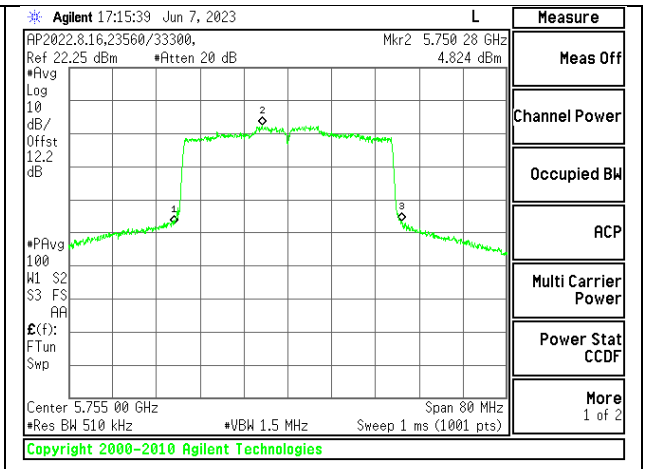

LOW CHANNEL [ANT 5]

UL VERIFICATION SERVICES INC.
47173 Benicia Street, Fremont, CA 94538; USA TEL:(510) 319-4000 FAX:(510) 661-0888

This report shall not be reproduced except in full, without the written approval of UL Verification Services Inc.

9.4.28. 802.11ax HE80 MODE IN THE 5.8 GHz BAND

1TX Antenna 6 MODE (FCC+IC) MOBILE – 26 Tones, RU Index 0

Test Engineer:	19232
Test Date:	7/7/2023

Antenna Gain and Limit

Channel	Frequency (MHz)	Directional Gain (dBi)	Power Limit (dBm)	PSD Limit (dBm/500KHz)
Mid	5775	-2.00	30.00	30.00

Duty Cycle CF (dB)		**Included in Calculations of Corr'd PSD**

Output Power Results

Channel	Frequency (MHz)	Antenna 6 Meas Power (dBm)	Total Corr'd Power (dBm)	Power Limit (dBm)	Power Margin (dB)
Mid	5775	6.34	6.34	30.00	-23.66

PSD Results

Channel	Frequency (MHz)	Antenna 6 Meas PSD (dBm/500KHz)	Total Corr'd PSD (dBm/500KHz)	PSD Limit (dBm/500KHz)	PSD Margin (dB)
Mid	5775	1.276	1.276	30.00	-28.72

MID CHANNEL

UL VERIFICATION SERVICES INC.
47173 Benicia Street, Fremont, CA 94538; USA TEL:(510) 319-4000 FAX:(510) 661-0888

This report shall not be reproduced except in full, without the written approval of UL Verification Services Inc.

1TX Antenna 6 MODE (FCC+IC) MOBILE – 26 Tones, RU Index 18

Test Engineer:	19232
Test Date:	7/7/2023

Antenna Gain and Limit

Channel	Frequency (MHz)	Directional Gain (dBi)	Power Limit (dBm)	PSD Limit (dBm/500KHz)
Mid	5775	-2.00	30.00	30.00

Duty Cycle CF (dB)		**Included in Calculations of Corr'd PSD**

Output Power Results

Channel	Frequency (MHz)	Antenna 6 Meas Power (dBm)	Total Corr'd Power (dBm)	Power Limit (dBm)	Power Margin (dB)
Mid	5775	6.32	6.32	30.00	-23.68

PSD Results

Channel	Frequency (MHz)	Antenna 6 Meas PSD (dBm/500KHz)	Total Corr'd PSD (dBm/500KHz)	PSD Limit (dBm/500KHz)	PSD Margin (dB)
Mid	5775	0.625	0.625	30.00	-29.38

MID CHANNEL

UL VERIFICATION SERVICES INC.
47173 Benicia Street, Fremont, CA 94538; USA TEL:(510) 319-4000 FAX:(510) 661-0888

This report shall not be reproduced except in full, without the written approval of UL Verification Services Inc.

1TX Antenna 6 MODE (FCC+IC) MOBILE – 26 Tones, RU Index 36

Test Engineer:	19232
Test Date:	7/7/2023

Antenna Gain and Limit

Channel	Frequency (MHz)	Directional Gain (dBi)	Power Limit (dBm)	PSD Limit (dBm/500KHz)
Mid	5775	-2.00	30.00	30.00

Duty Cycle CF (dB)		**Included in Calculations of Corr'd PSD**

Output Power Results

Channel	Frequency (MHz)	Antenna 6 Meas Power (dBm)	Total Corr'd Power (dBm)	Power Limit (dBm)	Power Margin (dB)
Mid	5775	6.32	6.32	30.00	-23.68

PSD Results

Channel	Frequency (MHz)	Antenna 6 Meas PSD (dBm/500KHz)	Total Corr'd PSD (dBm/500KHz)	PSD Limit (dBm/500KHz)	PSD Margin (dB)
Mid	5775	0.536	0.536	30.00	-29.46

MID CHANNEL

UL VERIFICATION SERVICES INC.
47173 Benicia Street, Fremont, CA 94538; USA TEL:(510) 319-4000 FAX:(510) 661-0888

This report shall not be reproduced except in full, without the written approval of UL Verification Services Inc.

1TX Antenna 6 MODE (FCC+IC) MOBILE – SU Mode

Test Engineer:	23560/33300
Test Date:	6/7/2023

Antenna Gain and Limit

Channel	Frequency (MHz)	Directional Gain (dBi)	Power Limit (dBm)	PSD Limit (dBm/500KHz)
Mid	5775	-2.00	30.00	30.00

Duty Cycle CF (dB)	0.24	**Included in Calculations of Corr'd PSD**

Output Power Results

Channel	Frequency (MHz)	Antenna 6 Meas Power (dBm)	Total Corr'd Power (dBm)	Power Limit (dBm)	Power Margin (dB)
Mid	5775	20.25	20.25	30.00	-9.75

PSD Results

Channel	Frequency (MHz)	Antenna 6 Meas PSD (dBm/500KHz)	Total Corr'd PSD (dBm/500KHz)	PSD Limit (dBm/500KHz)	PSD Margin (dB)
Mid	5775	1.611	1.851	30.00	-28.15

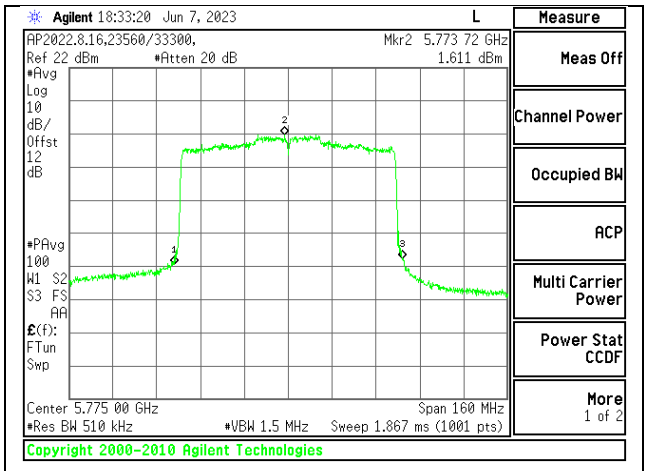

MID CHANNEL

UL VERIFICATION SERVICES INC.
47173 Benicia Street, Fremont, CA 94538; USA TEL:(510) 319-4000 FAX:(510) 661-0888

This report shall not be reproduced except in full, without the written approval of UL Verification Services Inc.

1TX Antenna 5 MODE (FCC+IC) MOBILE – 26 Tones, RU Index 0

Test Engineer:	19232
Test Date:	7/6/2023

Antenna Gain and Limit

Channel	Frequency (MHz)	Directional Gain (dBi)	Power Limit (dBm)	PSD Limit (dBm/500KHz)
Mid	5775	-4.00	30.00	30.00

Duty Cycle CF (dB)		**Included in Calculations of Corr'd PSD**

Output Power Results

Channel	Frequency (MHz)	Antenna 5 Meas Power (dBm)	Total Corr'd Power (dBm)	Power Limit (dBm)	Power Margin (dB)
Mid	5775	6.41	6.41	30.00	-23.59

PSD Results

Channel	Frequency (MHz)	Antenna 5 Meas PSD (dBm/500KHz)	Total Corr'd PSD (dBm/500KHz)	PSD Limit (dBm/500KHz)	PSD Margin (dB)
Mid	5775	1.606	1.606	30.00	-28.39

MID CHANNEL

UL VERIFICATION SERVICES INC.
47173 Benicia Street, Fremont, CA 94538; USA TEL:(510) 319-4000 FAX:(510) 661-0888

This report shall not be reproduced except in full, without the written approval of UL Verification Services Inc.

1TX Antenna 5 MODE (FCC+IC) MOBILE – 26 Tones, RU Index 18

Test Engineer:	19232
Test Date:	7/6/2023

Antenna Gain and Limit

Channel	Frequency (MHz)	Directional Gain (dBi)	Power Limit (dBm)	PSD Limit (dBm/500KHz)
Mid	5775	-4.00	30.00	30.00

Duty Cycle CF (dB)		**Included in Calculations of Corr'd PSD**

Output Power Results

Channel	Frequency (MHz)	Antenna 5 Meas Power (dBm)	Total Corr'd Power (dBm)	Power Limit (dBm)	Power Margin (dB)
Mid	5775	6.34	6.34	30.00	-23.66

PSD Results

Channel	Frequency (MHz)	Antenna 5 Meas PSD (dBm/500KHz)	Total Corr'd PSD (dBm/500KHz)	PSD Limit (dBm/500KHz)	PSD Margin (dB)
Mid	5775	0.667	0.667	30.00	-29.33

MID CHANNEL

UL VERIFICATION SERVICES INC.
47173 Benicia Street, Fremont, CA 94538; USA TEL:(510) 319-4000 FAX:(510) 661-0888

This report shall not be reproduced except in full, without the written approval of UL Verification Services Inc.

1TX Antenna 5 MODE (FCC+IC) MOBILE – 26 Tones, RU Index 36

Test Engineer:	19232
Test Date:	7/6/2023

Antenna Gain and Limit

Channel	Frequency (MHz)	Directional Gain (dBi)	Power Limit (dBm)	PSD Limit (dBm/500KHz)
Mid	5775	-4.00	30.00	30.00

Duty Cycle CF (dB)		**Included in Calculations of Corr'd PSD**

Output Power Results

Channel	Frequency (MHz)	Antenna 5 Meas Power (dBm)	Total Corr'd Power (dBm)	Power Limit (dBm)	Power Margin (dB)
Mid	5775	6.41	6.41	30.00	-23.59

PSD Results

Channel	Frequency (MHz)	Antenna 5 Meas PSD (dBm/500KHz)	Total Corr'd PSD (dBm/500KHz)	PSD Limit (dBm/500KHz)	PSD Margin (dB)
Mid	5775	0.695	0.695	30.00	-29.31

MID CHANNEL

UL VERIFICATION SERVICES INC.
47173 Benicia Street, Fremont, CA 94538; USA TEL:(510) 319-4000 FAX:(510) 661-0888

This report shall not be reproduced except in full, without the written approval of UL Verification Services Inc.

1TX Antenna 5 MODE (FCC+IC) MOBILE – SU Mode

Test Engineer:	23560/33300
Test Date:	6/7/2023

Antenna Gain and Limit

Channel	Frequency (MHz)	Directional Gain (dBi)	Power Limit (dBm)	PSD Limit (dBm/500KHz)
Mid	5775	-4.00	30.00	30.00

Duty Cycle CF (dB)	0.24	**Included in Calculations of Corr'd PSD**

Output Power Results

Channel	Frequency (MHz)	Antenna 5 Meas Power (dBm)	Total Corr'd Power (dBm)	Power Limit (dBm)	Power Margin (dB)
Mid	5775	20.46	20.46	30.00	-9.54

PSD Results

Channel	Frequency (MHz)	Antenna 5 Meas PSD (dBm/500KHz)	Total Corr'd PSD (dBm/500KHz)	PSD Limit (dBm/500KHz)	PSD Margin (dB)
Mid	5775	1.956	2.196	30.00	-27.80

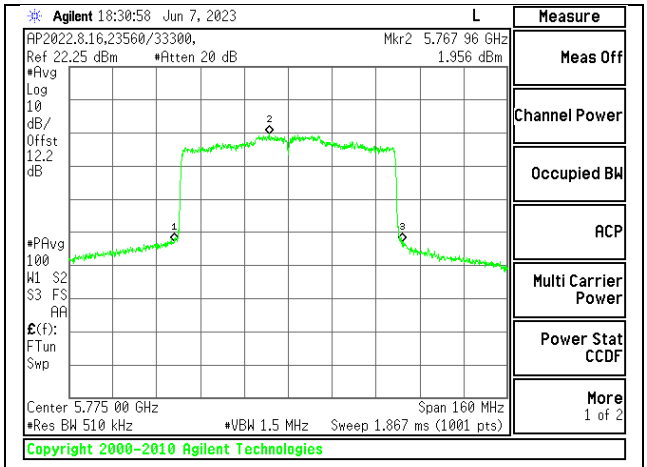

MID CHANNEL

UL VERIFICATION SERVICES INC.
47173 Benicia Street, Fremont, CA 94538; USA TEL:(510) 319-4000 FAX:(510) 661-0888

This report shall not be reproduced except in full, without the written approval of UL Verification Services Inc.

2TX Antenna 6 + Antenna 5 OFDMA MODE (FCC+IC) MOBILE – 26 Tones, RU Index 0

Test Engineer:	19232
Test Date:	7/6/2023

Antenna Gain and Limit

Channel	Frequency (MHz)	Directional Gain For Power (dBi)	Directional Gain For PSD (dBi)	Power Limit (dBm)	PSD Limit (dBm/500KHz)
Mid	5775	-2.89	0.07	30.00	30.00

Duty Cycle CF (dB)		**Included in Calculations of Corr'd PSD**

Output Power Results

Channel	Frequency (MHz)	Antenna 6 Meas Power (dBm)	Antenna 5 Meas Power (dBm)	Total Corr'd Power (dBm)	Power Limit (dBm)	Power Margin (dB)
Mid	5775	6.42	6.39	9.42	30.00	-20.58

PSD Results

Channel	Frequency (MHz)	Antenna 6 Meas PSD (dBm/500KHz)	Antenna 5 Meas PSD (dBm/500KHz)	Total Corr'd PSD (dBm/500KHz)	PSD Limit (dBm/500KHz)	PSD Margin (dB)
Mid	5775	1.219	1.065	4.153	30.00	-25.847

MID CHANNEL [ANT 6]

MID CHANNEL [ANT 5]

UL VERIFICATION SERVICES INC.
47173 Benicia Street, Fremont, CA 94538; USA TEL:(510) 319-4000 FAX:(510) 661-0888

This report shall not be reproduced except in full, without the written approval of UL Verification Services Inc.

2TX Antenna 6 + Antenna 5 OFDMA MODE (FCC+IC) MOBILE – 26 Tones, RU Index 18

Test Engineer:	19232
Test Date:	7/7/2023

Antenna Gain and Limit

Channel	Frequency (MHz)	Directional Gain For Power (dBi)	Directional Gain For PSD (dBi)	Power Limit (dBm)	PSD Limit (dBm/500KHz)
Mid	5775	-2.89	0.07	30.00	30.00

Duty Cycle CF (dB)		**Included in Calculations of Corr'd PSD**

Output Power Results

Channel	Frequency (MHz)	Antenna 6 Meas Power (dBm)	Antenna 5 Meas Power (dBm)	Total Corr'd Power (dBm)	Power Limit (dBm)	Power Margin (dB)
Mid	5775	6.46	6.39	9.44	30.00	-20.56

PSD Results

Channel	Frequency (MHz)	Antenna 6 Meas PSD (dBm/500KHz)	Antenna 5 Meas PSD (dBm/500KHz)	Total Corr'd PSD (dBm/500KHz)	PSD Limit (dBm/500KHz)	PSD Margin (dB)
Mid	5775	0.768	0.145	3.478	30.00	-26.522

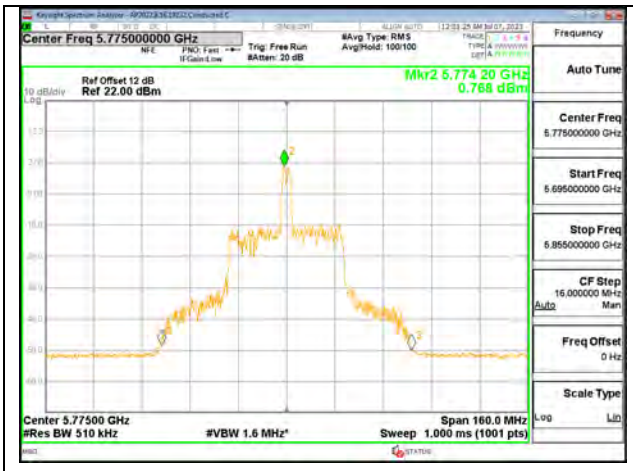

MID CHANNEL [ANT 6]

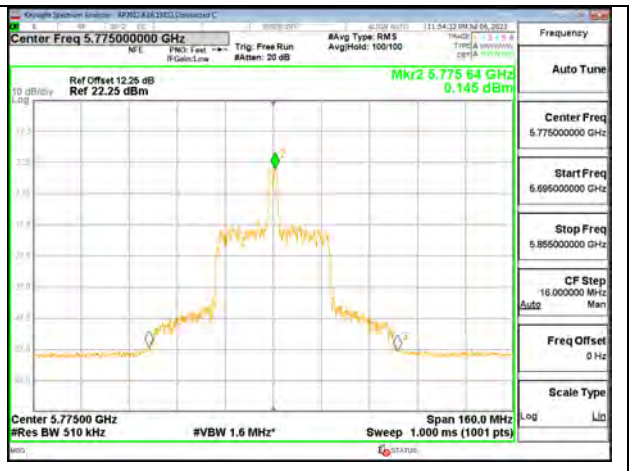

MID CHANNEL [ANT 5]

UL VERIFICATION SERVICES INC.
47173 Benicia Street, Fremont, CA 94538; USA TEL:(510) 319-4000 FAX:(510) 661-0888

This report shall not be reproduced except in full, without the written approval of UL Verification Services Inc.

2TX Antenna 6 + Antenna 5 OFDMA MODE (FCC+IC) MOBILE – 26 Tones, RU Index 36

Test Engineer:	19232
Test Date:	7/6/2023

Antenna Gain and Limit

Channel	Frequency (MHz)	Directional Gain For Power (dBi)	Directional Gain For PSD (dBi)	Power Limit (dBm)	PSD Limit (dBm/500KHz)
Mid	5775	-2.89	0.07	30.00	30.00

Duty Cycle CF (dB)		**Included in Calculations of Corr'd PSD**

Output Power Results

Channel	Frequency (MHz)	Antenna 6 Meas Power (dBm)	Antenna 5 Meas Power (dBm)	Total Corr'd Power (dBm)	Power Limit (dBm)	Power Margin (dB)
Mid	5775	6.38	6.42	9.41	30.00	-20.59

PSD Results

Channel	Frequency (MHz)	Antenna 6 Meas PSD (dBm/500KHz)	Antenna 5 Meas PSD (dBm/500KHz)	Total Corr'd PSD (dBm/500KHz)	PSD Limit (dBm/500KHz)	PSD Margin (dB)
Mid	5775	0.450	0.671	3.572	30.00	-26.428

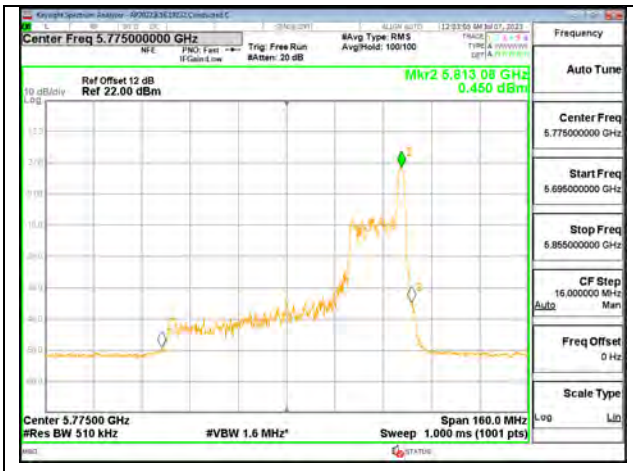

MID CHANNEL [ANT 6]

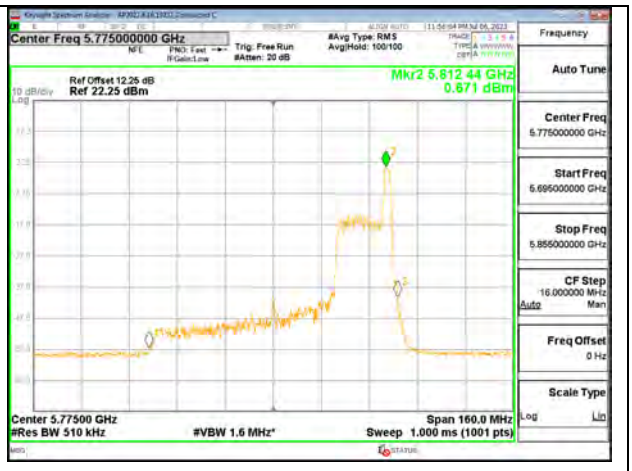

MID CHANNEL [ANT 5]

UL VERIFICATION SERVICES INC.
47173 Benicia Street, Fremont, CA 94538; USA TEL:(510) 319-4000 FAX:(510) 661-0888

This report shall not be reproduced except in full, without the written approval of UL Verification Services Inc.

2TX Antenna 6 + Antenna 5 OFDMA MODE (FCC+IC) MOBILE – SU Mode

Test Engineer:	23560/33300
Test Date:	6/7/2023

Antenna Gain and Limit

Channel	Frequency (MHz)	Directional Gain For Power (dBi)	Directional Gain For PSD (dBi)	Power Limit (dBm)	PSD Limit (dBm/500KHz)
Mid	5775	-2.89	0.07	30.00	30.00

Duty Cycle CF (dB)	0.24	**Included in Calculations of Corr'd PSD**

Output Power Results

Channel	Frequency (MHz)	Antenna 6 Meas Power (dBm)	Antenna 5 Meas Power (dBm)	Total Corr'd Power (dBm)	Power Limit (dBm)	Power Margin (dB)
Mid	5775	20.37	20.41	23.40	30.00	-6.60

PSD Results

Channel	Frequency (MHz)	Antenna 6 Meas PSD (dBm/500KHz)	Antenna 5 Meas PSD (dBm/500KHz)	Total Corr'd PSD (dBm/500KHz)	PSD Limit (dBm/500KHz)	PSD Margin (dB)
Mid	5775	0.925	1.293	4.363	30.00	-25.637

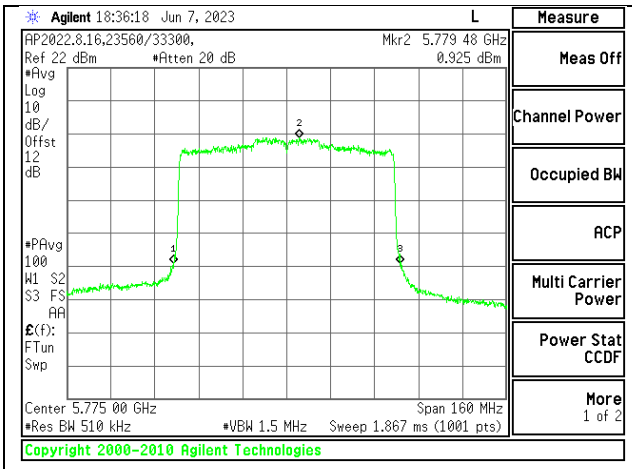

MID CHANNEL [ANT 6]

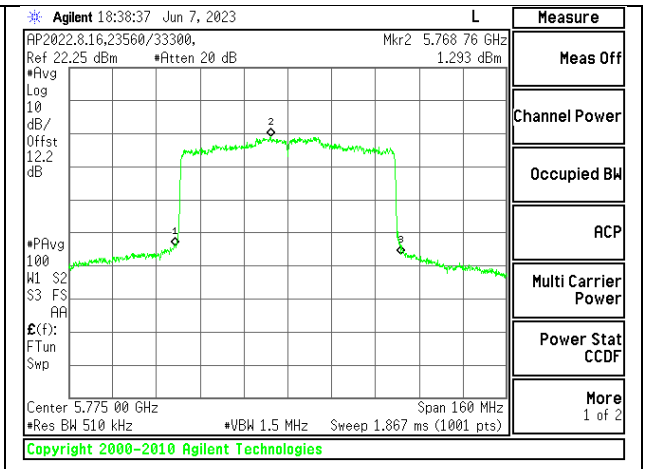

MID CHANNEL [ANT 5]

END OF TEST REPORT

UL VERIFICATION SERVICES INC.
47173 Benicia Street, Fremont, CA 94538; USA TEL:(510) 319-4000 FAX:(510) 661-0888

This report shall not be reproduced except in full, without the written approval of UL Verification Services Inc.