RADIATED TEST REPORT

Report Number : 14523772-E10V1 & E11V1

Applicant	:	APPLE, INC. 1 APPLE PARK WAY CUPERTINO, CA 95014, U.S.A.
Model	:	A3105 (Full Test Model) A3106, A3108 (Variant Models)
Brand	:	APPLE
FCC ID	:	BCG-E8440A (Full Test Model) BCG-E8441A, BCG-E8442A (Variant Models)
IC	:	579C-E8440A (Full Test Model) 579C-E8441A, 579C-E8442A (Variant Models)
EUT Description	:	SMARTPHONE
Test Standard(s)	:	FCC 47 CFR PART 15 SUBPART E ISED RSS-248 ISSUE 2 ISED RSS-GEN ISSUE 5 + A1 + A2

Date Of Issue:
2023/08/08

Prepared by:
UL Verification Services Inc.
47173 Benicia Street
Fremont, CA 94538 U.S.A.
TEL: (510) 319-4000
FAX: (510) 661-0888

CERT #0751.05

TABLE OF CONTENTS

1. RADIATED TEST RESULTS 3

1.1. TRANSMITTER OUTSIDE 5.925-7.125 GHz , 1- 18GHz 5

1.1.1. TX ABOVE 1 GHz 802.11ax HE20 MODE IN THE UNII-5 BAND 5
1.1.2. TX ABOVE 1 GHz 802.11ax HE40 MODE IN THE UNII-5 BAND 29
1.1.3. TX ABOVE 1 GHz 802.11ax HE80 MODE IN THE UNII-5 BAND 53
1.1.4. TX ABOVE 1 GHz 802.11ax HE160 MODE IN THE UNII-5 BAND 77
1.1.5. TX ABOVE 1 GHz 802.11ax HE20 MODE IN THE UNII-6 BAND 101
1.1.6. TX ABOVE 1 GHz 802.11ax HE40 MODE IN THE UNII-6 BAND 113
1.1.7. TX ABOVE 1 GHz 802.11ax HE80 MODE IN THE UNII-6 BAND 125
1.1.8. TX ABOVE 1 GHz 802.11ax HE160 MODE IN THE UNII-6 BAND 129
1.1.9. TX ABOVE 1 GHz 802.11ax HE20 MODE IN THE UNII-7 BAND 133
1.1.10. TX ABOVE 1 GHz 802.11ax HE40 MODE IN THE UNII-7 BAND 145
1.1.11. TX ABOVE 1 GHz 802.11ax HE80 MODE IN THE UNII-7 BAND 157
1.1.12. TX ABOVE 1 GHz 802.11ax HE160 MODE IN THE UNII-7 BAND 169
1.1.13. TX ABOVE 1 GHz 802.11ax HE20 MODE IN THE UNII-8 BAND 177
1.1.14. TX ABOVE 1 GHz 802.11ax HE40 MODE IN THE UNII-8 BAND 201
1.1.15. TX ABOVE 1 GHz 802.11ax HE80 MODE IN THE UNII-8 BAND 225
1.1.16. TX ABOVE 1 GHz 802.11ax HE160 MODE IN THE UNII-8 BAND 245

1.2. WORST CASE BELOW 1 GHz 261

1.3. WORST CASE 18-26 GHz.....263

1.4. WORST CASE 26-40 GHz.....265

2. AC POWER LINE CONDUCTED EMISSIONS 267

2.1. EUT WITH AC ADAPTER.....268

2.2. EUT WITH LAPTOP 270

3. SETUP PHOTOS.....272

UL VERIFICATION SERVICES
47173 Benicia Street, Fremont, CA 94538; USA TEL:(510) 319-4000 FAX:(510) 661-0888
This report shall not be reproduced except in full, without the written approval of UL VERIFICATION SERVICES

1. RADIATED TEST RESULTS

LIMITS

FCC §15.35(b)
FCC §15.205 Restriced bands
§15.209 and FCC §15.407(b)(6) -Un-Restriced bands

RSS 248 Issue 2 section 4.6.2a

Any emissions outside of the 5.925-7.125 GHz band must not exceed an e.i.r.p. of -27dBm/MHz rms and -7dBm/MHz Peak.

General field strength limits at frequencies above 30 MHz;

Frequency Range (MHz)	Field Strength Limit (uV/m) at 3 m	Field Strength Limit (dBuV/m) at 3 m
30 - 88	100	40
88 - 216	150	43.5
216 - 960	200	46
Above 960	500	54

TEST PROCEDURE

The EUT is placed on a non-conducting table 80 cm above the ground plane for measurement below 1GHz; 1.5 m above the ground plane for measurement above 1GHz. The antenna to EUT distance is 3 meters. The EUT is configured in accordance with ANSI C63.10. The EUT is set to transmit in a continuous mode.

For measurements below 1 GHz the resolution bandwidth is set to 100 kHz for peak detection measurements or 120 kHz for quasi-peak detection measurements. Peak detection is used unless otherwise noted as quasi-peak.

For pre-scans above 1 GHz the resolution bandwidth is set to 1 MHz; the video bandwidth is set to 30 KHz for peak measurements.

For final measurements above 1 GHz the resolution bandwidth is set to 1 MHz; the video bandwidth is set to 3 MHz for peak measurements and as applicable for average measurements.

The spectrum from 30 MHz to 1GHz and 18GHz to 40 GHz is investigated with the transmitter set to transmit at the channel with highest output power as worst-case scenario. 1GHz to 18GHz was set to the lowest, middle, and highest channels in the 6 GHz bands.

The frequency range of interest is monitored at a fixed antenna height and EUT azimuth. The EUT is rotated through 360 degrees to maximize emissions received. The antenna is scanned from 1 to 4 meters above the ground plane to further maximize the emission. Measurements are made with the antenna polarized in both the vertical and the horizontal positions.

UL VERIFICATION SERVICES
47173 Benicia Street, Fremont, CA 94538; USA TEL:(510) 319-4000 FAX:(510) 661-0888
This report shall not be reproduced except in full, without the written approval of UL VERIFICATION SERVICES

KDB 414788 Open Field Site(OFS) and Chamber Correlation Justification

OFS and chamber correlation testing had been performed and chamber measured test result is the worst-case test result.

Note: The limits in CFR 47, Part 15, Subpart C, paragraph 15.209(a), are identical to those in RSS-Gen section 8.9, Table 6, since the measurements are performed in terms of magnetic field strength and converted to electric field strength levels (as reported in the table), using the free space impedance of 377 Ohms. For example, the measurement at frequency X kHz resulted in a level of Y dBuV/m, which is equivalent to Y – 51.5 = Z dBuA/m, which has the same margin, W dB, to the corresponding RSS-Gen Table 6 limit as it has to 15.209(a) limit.

UL VERIFICATION SERVICES
47173 Benicia Street, Fremont, CA 94538; USA TEL:(510) 319-4000 FAX:(510) 661-0888
This report shall not be reproduced except in full, without the written approval of UL VERIFICATION SERVICES

1.1. TRANSMITTER OUTSIDE 5.925-7.125 GHz , 1- 18GHz

1.1.1. TX ABOVE 1 GHz 802.11ax HE20 MODE IN THE UNII-5 BAND

1TX Antenna 6 MODE: 26-Tones, RU Index 0

BANDEDGE (LOW CHANNEL)

HORIZONTAL RESULT

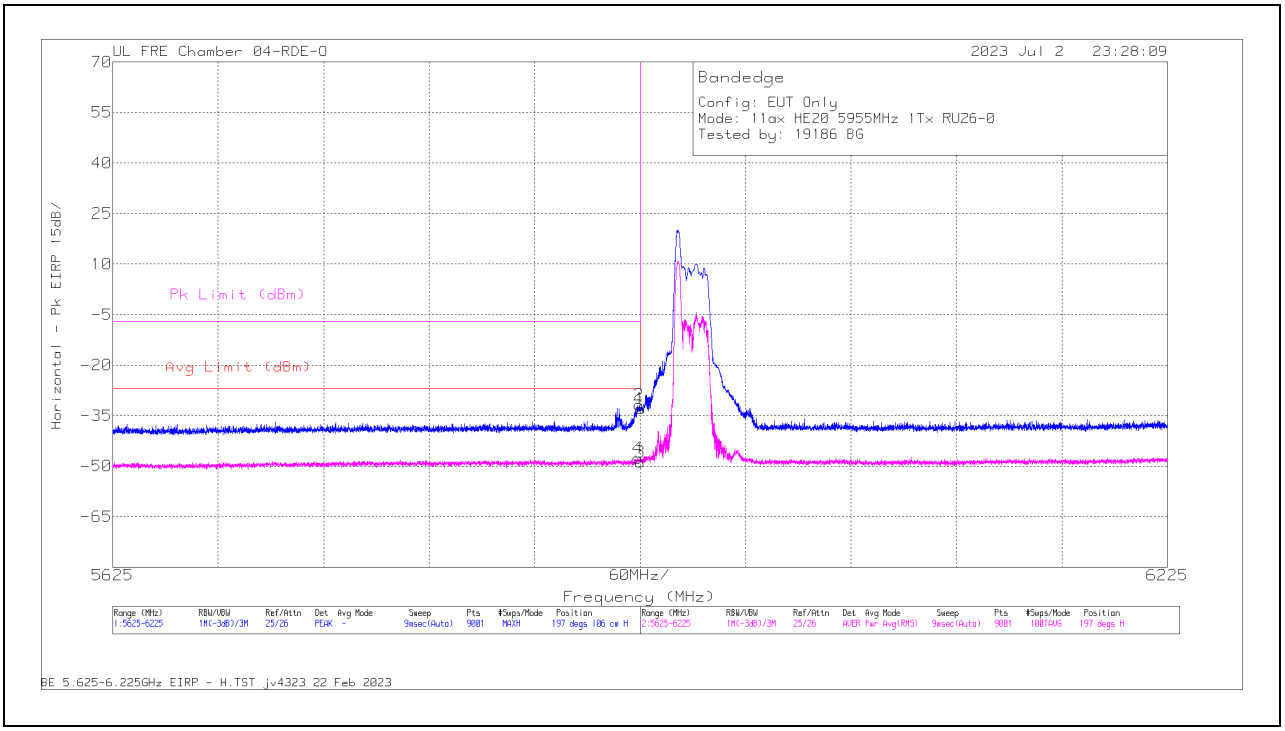

Marker	Frequency (MHz)	Meter Reading (dBm)	Det	80404_ACF(dB) - 3mH	Conversion Factor (dB)	DCCF (dB)	Gain/Loss (dB)	Corrected Reading EIRP	Avg Limit (dBm)	RMS Margin (dB)	Pk Limit (dBm)	PK Margin (dB)	Azimuth (Degs)	Height (cm)	Polarity
4	5923.735	-60.95	RMS	35.1	11.8	.49	-34.07	-47.63	-27	-20.63	-	-	197	106	H
2	5924.535	-44.62	Pk	35.1	11.8	0	-34.06	-31.78	-	-	-7	-24.78	197	106	H
1	5925	-45.79	Pk	35.1	11.8	0	-34.06	-32.95	-	-	-7	-25.95	197	106	H
3	5925	-62.1	RMS	35.1	11.8	.49	-34.06	-48.77	-27	-21.77	-	-	197	106	H

Pk - Peak detector
RMS - RMS detection

UL VERIFICATION SERVICES
47173 Benicia Street, Fremont, CA 94538; USA TEL:(510) 319-4000 FAX:(510) 661-0888
This report shall not be reproduced except in full, without the written approval of UL VERIFICATION SERVICES

VERTICAL RESULT

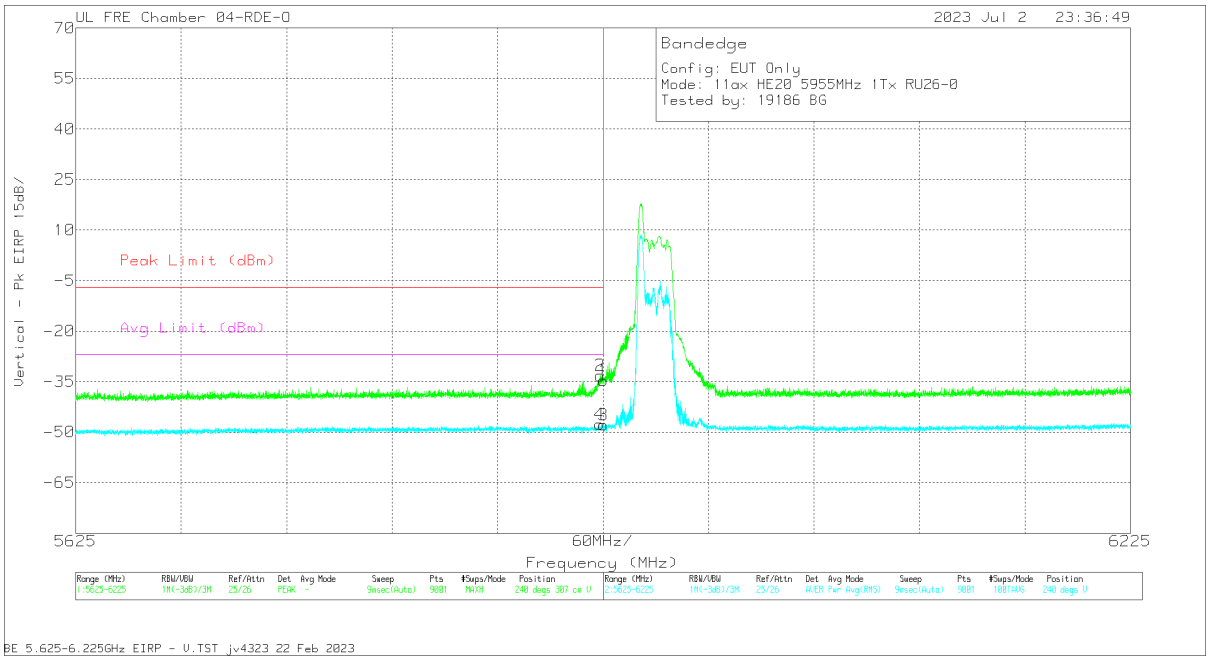

Marker	Frequency (MHz)	Meter Reading (dBm)	Det	80404_ACF(dB) - 3mH	Conversion Factor (dB)	DCCF (dB)	Gain/Loss (dB)	Corrected Reading EIRP	Peak Limit (dBm)	PK Margin (dB)	Avg Limit (dBm)	RMS Margin (dB)	Azimuth (Degs)	Height (cm)	Polarity
4	5923.135	-60.93	RMS	35.1	11.8	.49	-34.07	-47.61	-	-	-27	-20.61	240	307	V
2	5923.535	-46.04	Pk	35.1	11.8	0	-34.07	-33.21	-7	-26.21	-	-	240	307	V
1	5925	-47.52	Pk	35.1	11.8	0	-34.06	-34.68	-7	-27.68	-	-	240	307	V
3	5925	-61.23	RMS	35.1	11.8	.49	-34.06	-47.9	-	-	-27	-20.9	240	307	V

Pk - Peak detector
RMS - RMS detection

UL VERIFICATION SERVICES
47173 Benicia Street, Fremont, CA 94538; USA TEL:(510) 319-4000 FAX:(510) 661-0888
This report shall not be reproduced except in full, without the written approval of UL VERIFICATION SERVICES

1TX Antenna 5 MODE: 26-Tones, RU Index 0

BANDEDGE (LOW CHANNEL)

HORIZONTAL RESULT

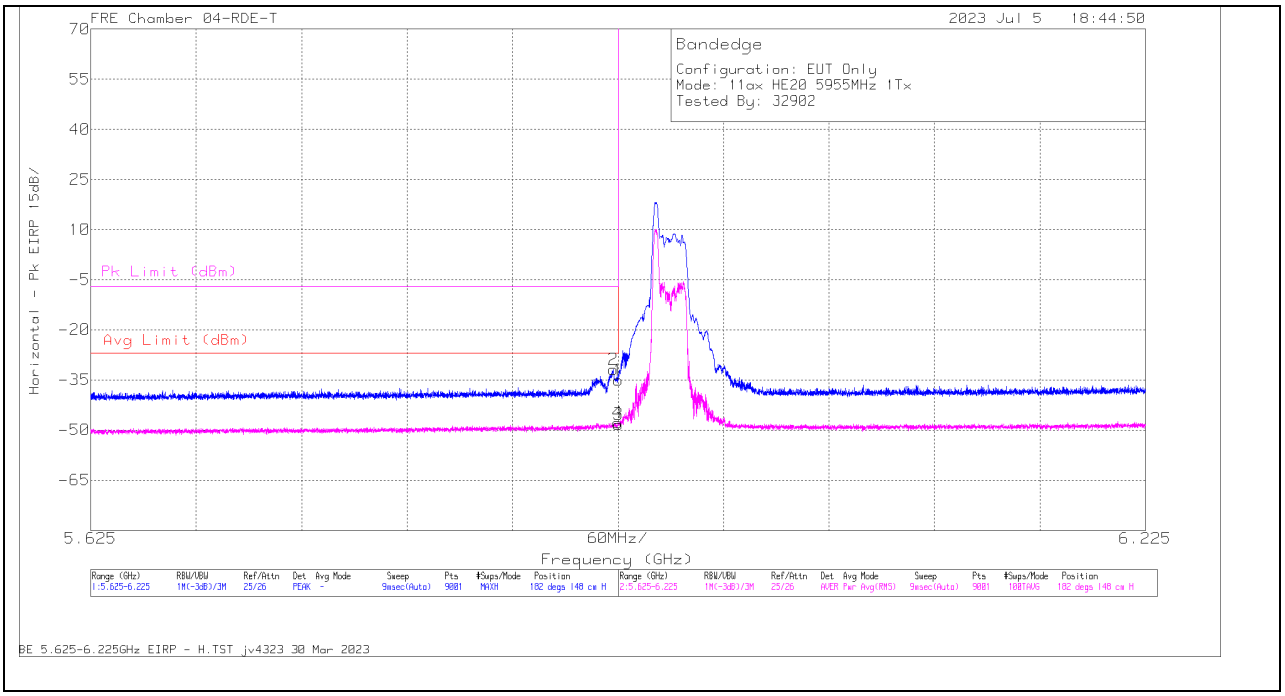

Marker	Frequency (GHz)	Meter Reading (dBm)	Det	226673 ACF (dB) 3mH	Conversion Factor (dB)	DCCF (dB)	Gain/Loss (dB)	Corrected Reading EIRP	Avg Limit (dBm)	RMS Margin (dB)	Pk Limit (dBm)	PK Margin (dB)	Azimuth (Degs)	Height (cm)	Polarity
2	5.922401	-44.56	Pk	35.1	11.8	0	-34.27	-31.93	-	-	-7	-24.93	182	148	H
4	5.924802	-61.04	RMS	35.1	11.8	0.49	-34.25	-47.9	-27	-20.9	-	-	182	148	H
1	5.925	-47.65	Pk	35.1	11.8	0	-34.25	-35	-	-	-7	-28	182	148	H
3	5.925	-61.46	RMS	35.1	11.8	0.49	-34.25	-48.32	-27	-21.32	-	-	182	148	H

Pk - Peak detector
RMS - RMS detection

UL VERIFICATION SERVICES
47173 Benicia Street, Fremont, CA 94538; USA TEL:(510) 319-4000 FAX:(510) 661-0888
This report shall not be reproduced except in full, without the written approval of UL VERIFICATION SERVICES

VERTICAL RESULT

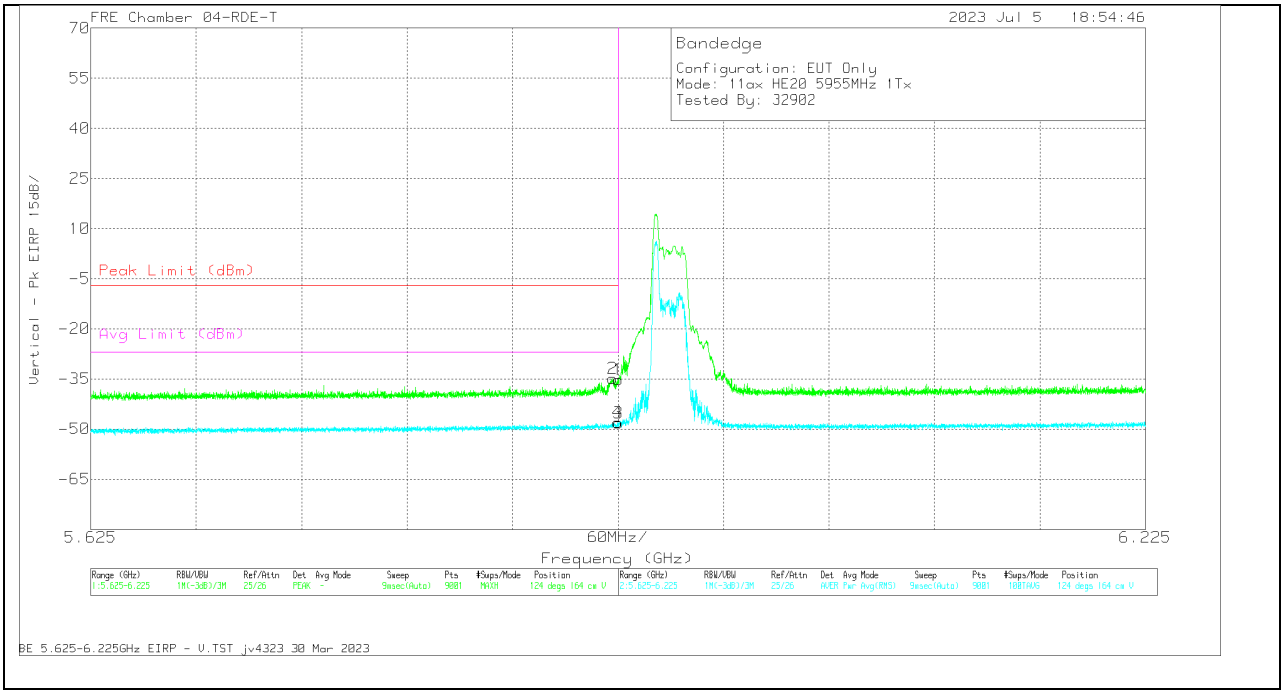

Marker	Frequency (GHz)	Meter Reading (dBm)	Det	226673 ACF (dB) 3mH	Conversion Factor (dB)	DCCF (dB)	Gain/Loss (dB)	Corrected Reading EIRP	Peak Limit (dBm)	PK Margin (dB)	Avg Limit (dBm)	RMS Margin (dB)	Azimuth (Degs)	Height (cm)	Polarity
2	5.922001	-47.51	Pk	35.1	11.8	0	-34.27	-34.88	-7	-27.88	-	-	124	164	V
4	5.924935	-61.17	RMS	35.1	11.8	0.49	-34.25	-48.03	-	-	-27	-21.03	124	164	V
1	5.925	-47.81	Pk	35.1	11.8	0	-34.25	-35.16	-7	-28.16	-	-	124	164	V
3	5.925	-61.39	RMS	35.1	11.8	0.49	-34.25	-48.25	-	-	-27	-21.25	124	164	V

Pk - Peak detector
RMS - RMS detection

UL VERIFICATION SERVICES
47173 Benicia Street, Fremont, CA 94538; USA TEL:(510) 319-4000 FAX:(510) 661-0888
This report shall not be reproduced except in full, without the written approval of UL VERIFICATION SERVICES

2TX Antenna 6 + Antenna 5 OFDMA MODE: 26-Tones, RU Index 0

BANDEDGE (LOW CHANNEL)

HORIZONTAL RESULT

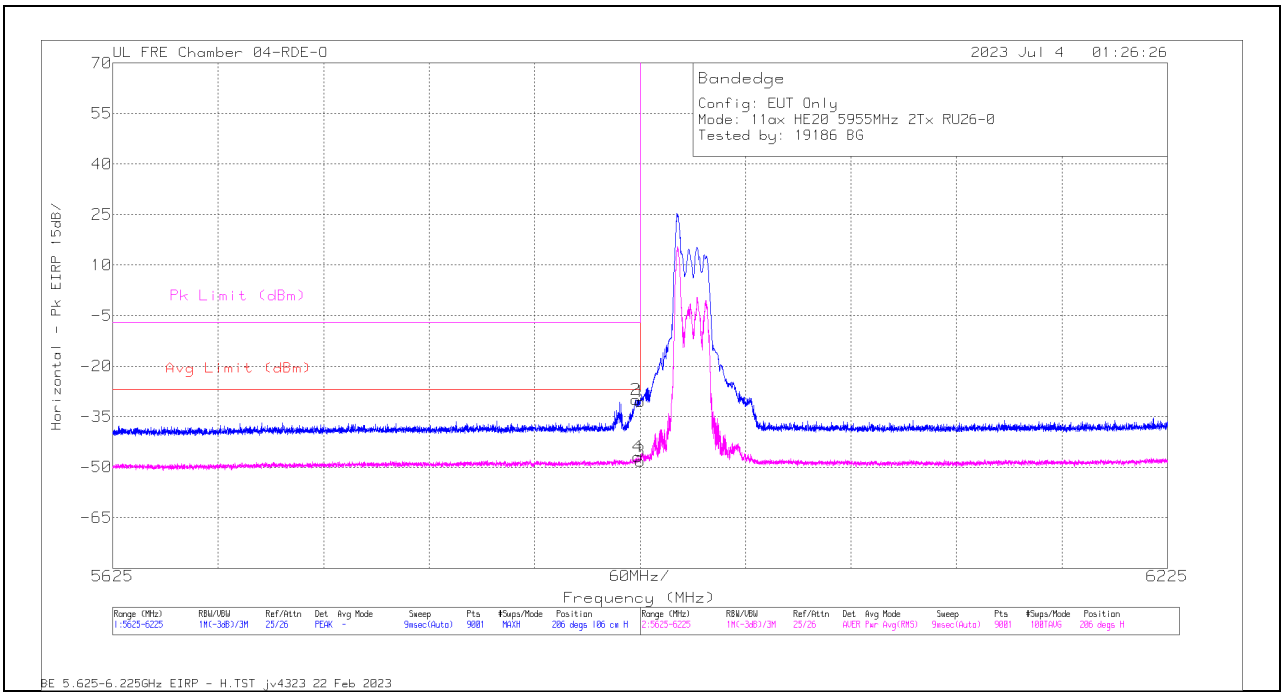

Trace Markers

Marker	Frequency (MHz)	Meter Reading (dBm)	Det	80404_ACF(dB) - 3mH	Conversion Factor (dB)	DCCF (dB)	Gain/Loss (dB)	Corrected Reading EIRP	Avg Limit (dBm)	RMS Margin (dB)	Pk Limit (dBm)	PK Margin (dB)	Azimuth (Degs)	Height (cm)	Polarity
2	5922.601	-42.77	Pk	35	11.8	0	-34.07	-30.04	-	-	-7	-23.04	206	106	H
4	5923.735	-60.24	RMS	35.1	11.8	.49	-34.07	-46.92	-27	-19.92	-	-	206	106	H
1	5925	-43.39	Pk	35.1	11.8	0	-34.06	-30.55	-	-	-7	-23.55	206	106	H
3	5925	-61.52	RMS	35.1	11.8	.49	-34.06	-48.19	-27	-21.19	-	-	206	106	H

Pk - Peak detector
RMS - RMS detection

UL VERIFICATION SERVICES
47173 Benicia Street, Fremont, CA 94538; USA TEL:(510) 319-4000 FAX:(510) 661-0888
This report shall not be reproduced except in full, without the written approval of UL VERIFICATION SERVICES

VERTICAL RESULT

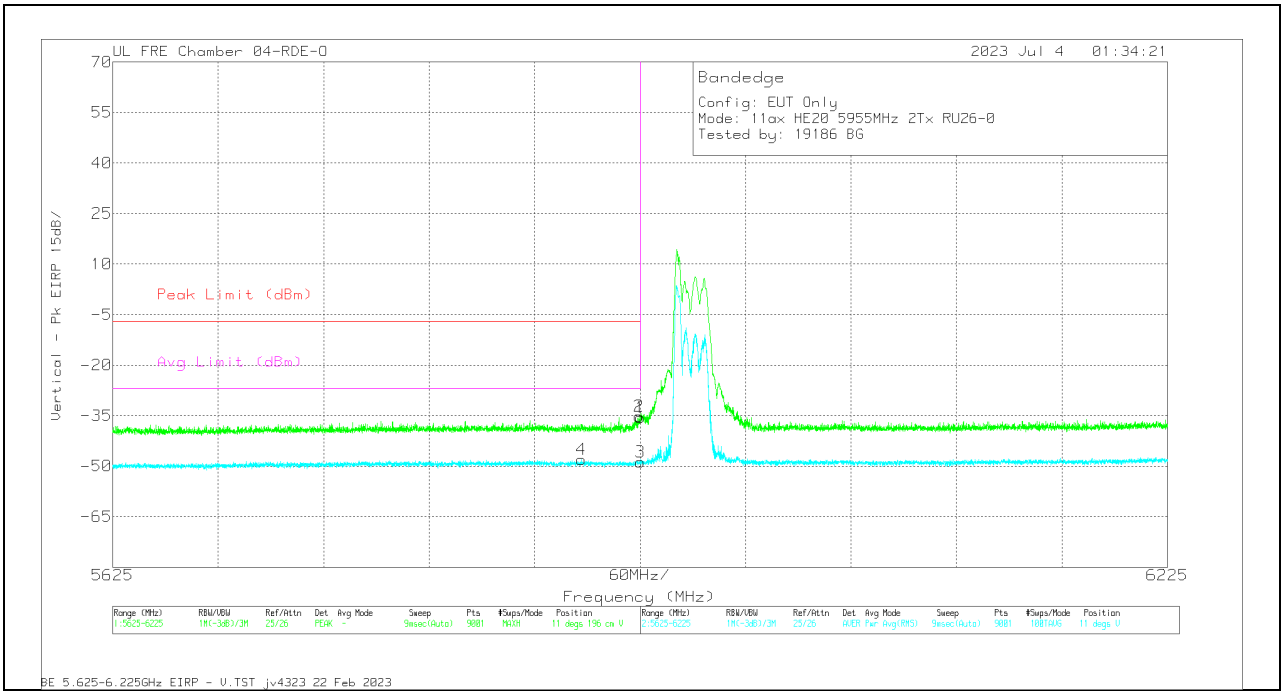

Trace Markers

Marker	Frequency (MHz)	Meter Reading (dBm)	Det	80404_ACF(dB) - 3mH	Conversion Factor (dB)	DCCF (dB)	Gain/Loss (dB)	Corrected Reading EIRP	Peak Limit (dBm)	PK Margin (dB)	Avg Limit (dBm)	RMS Margin (dB)	Azimuth (Degs)	Height (cm)	Polarity
4	5891.601	-61.42	RMS	35.1	11.8	.49	-33.97	-48	-	-	-27	-21	11	196	V
2	5924.268	-48.07	Pk	35.1	11.8	0	-34.07	-35.24	-7	-28.24	-	-	11	196	V
1	5925	-48.36	Pk	35.1	11.8	0	-34.06	-35.52	-7	-28.52	-	-	11	196	V
3	5925	-62.03	RMS	35.1	11.8	.49	-34.06	-48.7	-	-	-27	-21.7	11	196	V

Pk - Peak detector
RMS - RMS detection

UL VERIFICATION SERVICES
47173 Benicia Street, Fremont, CA 94538; USA TEL:(510) 319-4000 FAX:(510) 661-0888
This report shall not be reproduced except in full, without the written approval of UL VERIFICATION SERVICES

HARMONICS AND SPURIOUS EMISSIONS

LOW CHANNEL

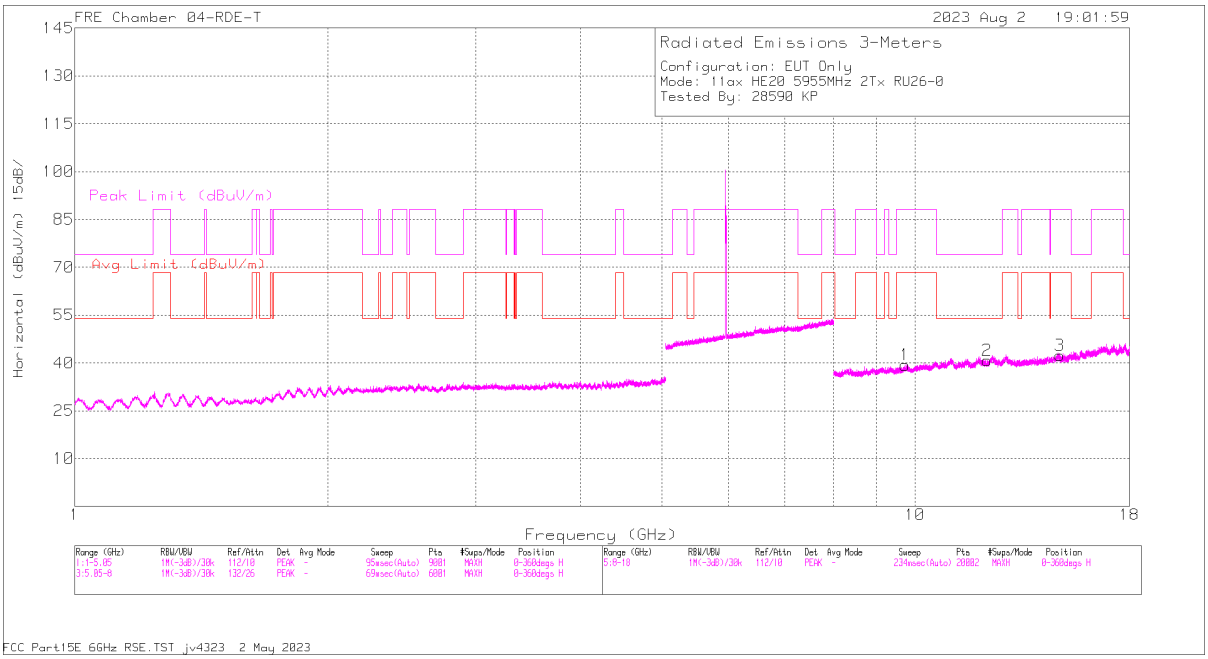

HORIZONTAL

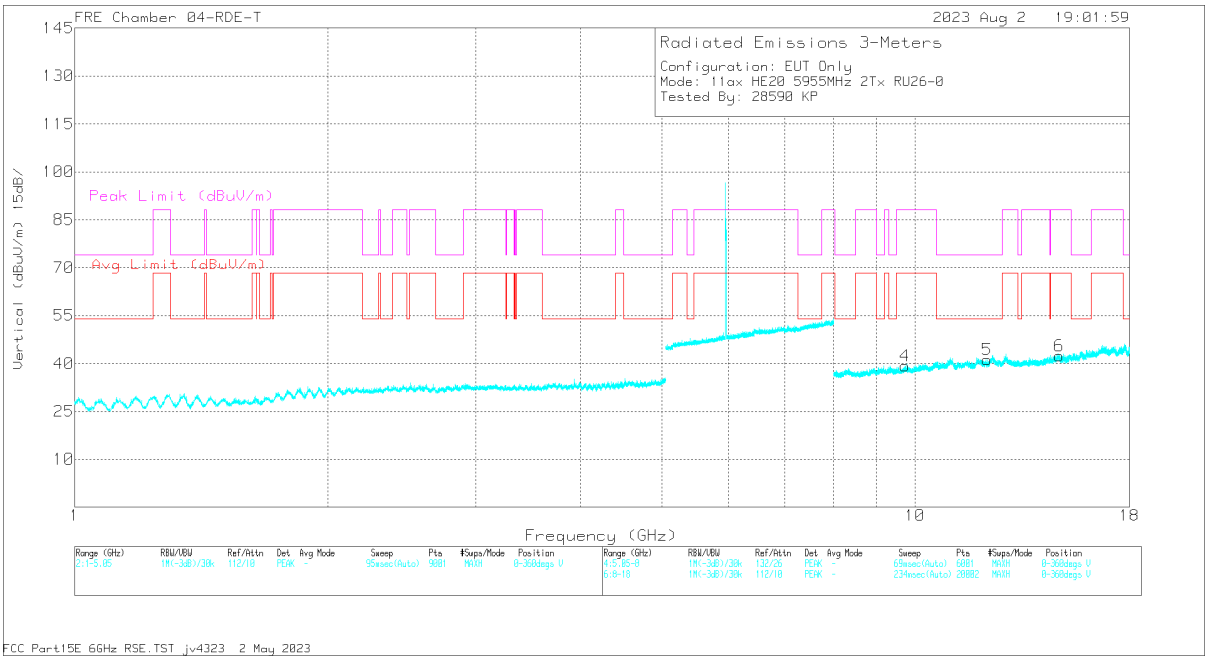

VERTICAL

UL VERIFICATION SERVICES
47173 Benicia Street, Fremont, CA 94538; USA TEL:(510) 319-4000 FAX:(510) 661-0888
This report shall not be reproduced except in full, without the written approval of UL VERIFICATION SERVICES

RADIATED EMISSIONS

Marker	Frequency (GHz)	Meter Reading (dBuV)	Det	226673 ACF (dB) 3mH	DCCF (dB)	Gain/Loss (dB)	Corrected Reading (dBuV/m)	Avg Limit (dBuV/m)	Margin (dB)	Peak Limit (dBuV/m)	PK Margin (dB)	Azimuth (Degs)	Height (cm)	Polarity
2	12.185797	54.35	PK-U	38.8	0	-41.24	51.91	-	-	74	-22.09	360	199	H
	12.186781	41.68	ADR	38.8	0	-41.25	39.23	54	-14.77	-	-	360	199	H
5	12.193122	53.16	PK-U	38.8	0	-41.24	50.72	-	-	74	-23.28	360	200	V
	12.19425	41.62	ADR	38.8	0	-41.25	39.17	54	-14.83	-	-	360	200	V
4	9.730103	53.43	PK-U	36.7	0	-42.04	48.09	-	-	88.2	-40.11	360	200	V
	9.7323	42.08	ADR	36.7	0	-42.04	36.74	68.2	-31.46	-	-	360	200	V
1	9.732442	53.74	PK-U	36.7	0	-42.04	48.4	-	-	88.2	-39.8	360	101	H
	9.73415	42.2	ADR	36.7	0	-41.98	36.92	68.2	-31.28	-	-	360	101	H
6	14.842317	53.13	PK-U	39.7	0	-41.57	51.26	-	-	88.2	-36.94	360	200	V
	14.843523	41.65	ADR	39.7	0	-41.53	39.82	68.2	-28.38	-	-	360	200	V
3	14.865364	53.44	PK-U	39.7	0	-41.5	51.64	-	-	88.2	-36.56	360	101	H
	14.865583	41.89	ADR	39.7	0	-41.51	40.08	68.2	-28.12	-	-	360	101	H

PK-U - U-NII: Maximum Peak
ADR - U-NII AD primary method, RMS average

UL VERIFICATION SERVICES
47173 Benicia Street, Fremont, CA 94538; USA TEL:(510) 319-4000 FAX:(510) 661-0888
This report shall not be reproduced except in full, without the written approval of UL VERIFICATION SERVICES

MID CHANNEL

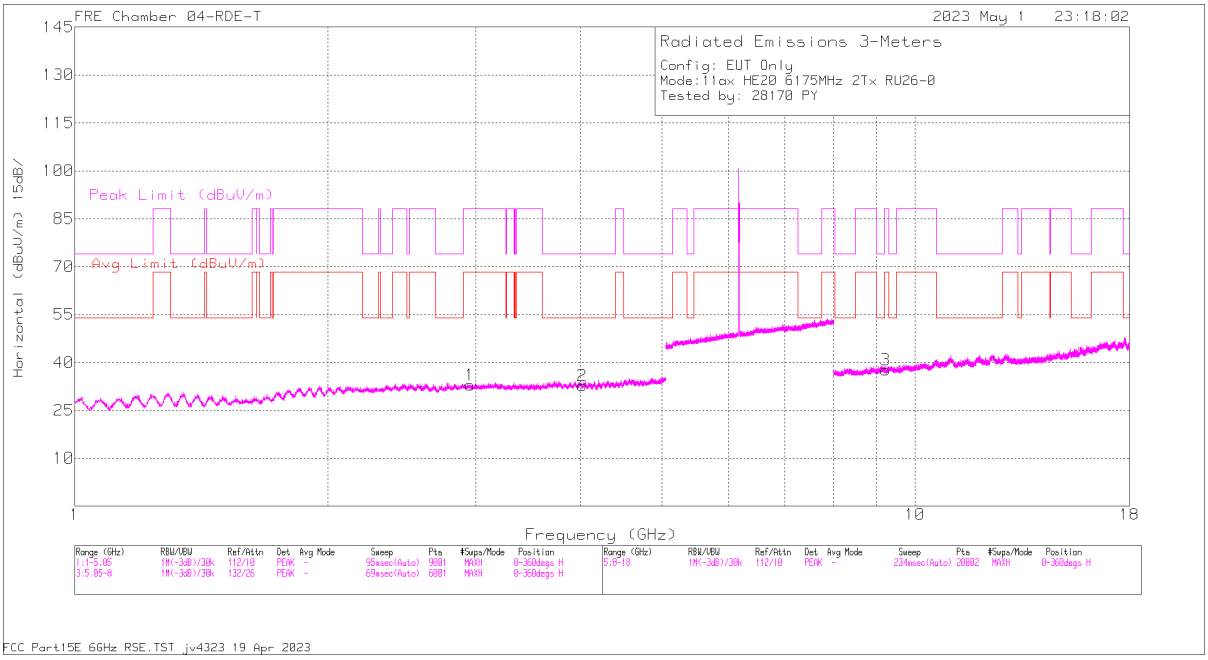

HORIZONTAL

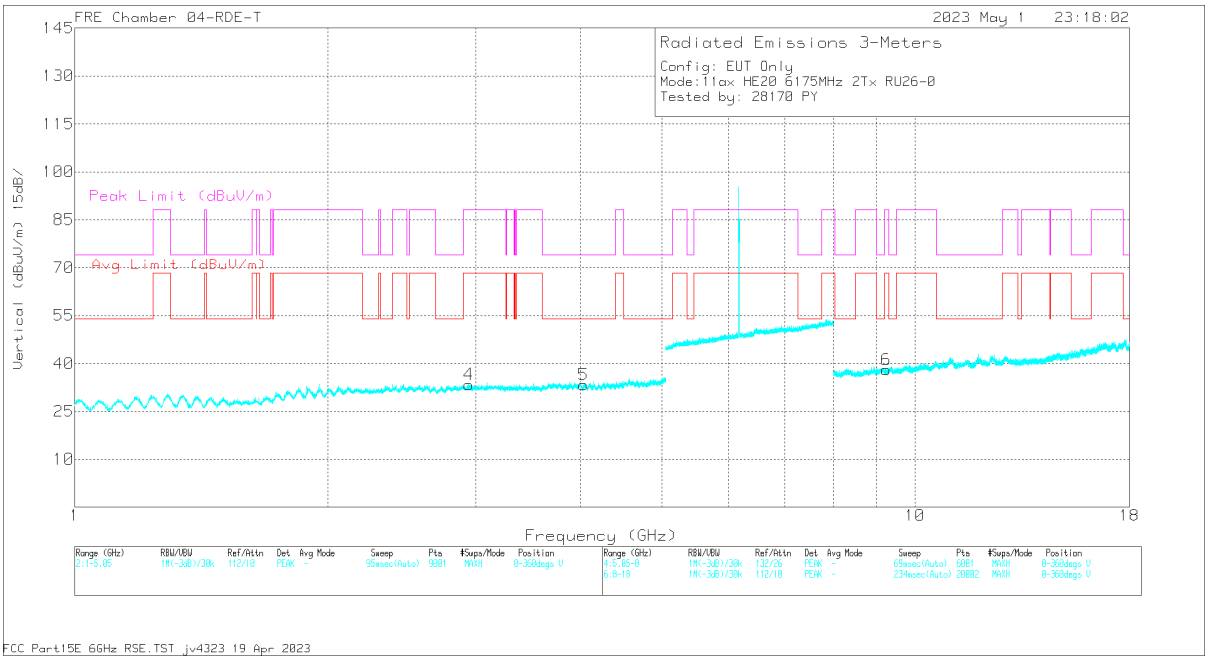

VERTICAL

UL VERIFICATION SERVICES
47173 Benicia Street, Fremont, CA 94538; USA TEL:(510) 319-4000 FAX:(510) 661-0888
This report shall not be reproduced except in full, without the written approval of UL VERIFICATION SERVICES

RADIATED EMISSIONS

Marker	Frequency (GHz)	Meter Reading (dBuV)	Det	226673 ACF (dB) 3mH	DCCF (dB)	Gain/Loss (dB)	Corrected Reading (dBuV/m)	Avg Limit (dBuV/m)	Margin (dB)	Peak Limit (dBuV/m)	PK Margin (dB)	Azimuth (Degs)	Height (cm)	Polarity
2	4.018781	55.43	PK-U	33.4	0	-45.41	43.42	-	-	74	-30.58	297	101	H
	4.018734	43.42	ADR	33.4	0	-45.41	31.41	54	-22.59	-	-	297	101	H
5	4.032632	55.58	PK-U	33.4	0	-45.41	43.57	-	-	74	-30.43	297	101	V
	4.034675	43.93	ADR	33.4	0	-45.42	31.91	54	-22.09	-	-	297	101	V
4	2.945438	57.41	PK-U	32.7	0	-46.71	43.4	-	-	88.2	-44.8	297	101	V
	2.947737	45.54	ADR	32.7	0	-46.71	31.53	68.2	-36.67	-	-	297	101	V
1	2.952915	57.01	PK-U	32.7	0	-46.76	42.95	-	-	88.2	-45.25	297	101	H
	2.954283	45.48	ADR	32.7	0	-46.73	31.45	68.2	-36.75	-	-	297	101	H
3	9.234498	53.76	PK-U	36.3	0	-42.64	47.42	-	-	88.2	-40.78	297	198	H
	9.236528	42.14	ADR	36.3	0	-42.63	35.81	68.2	-32.39	-	-	297	198	H
6	9.237169	42.24	ADR	36.3	0	-42.62	35.92	68.2	-32.28	-	-	297	198	V
	9.239907	53.78	PK-U	36.3	0	-42.57	47.51	-	-	88.2	-40.69	297	198	V

PK-U - U-NII: Maximum Peak
ADR - U-NII AD primary method, RMS average

UL VERIFICATION SERVICES
47173 Benicia Street, Fremont, CA 94538; USA TEL:(510) 319-4000 FAX:(510) 661-0888
This report shall not be reproduced except in full, without the written approval of UL VERIFICATION SERVICES

HIGH CHANNEL

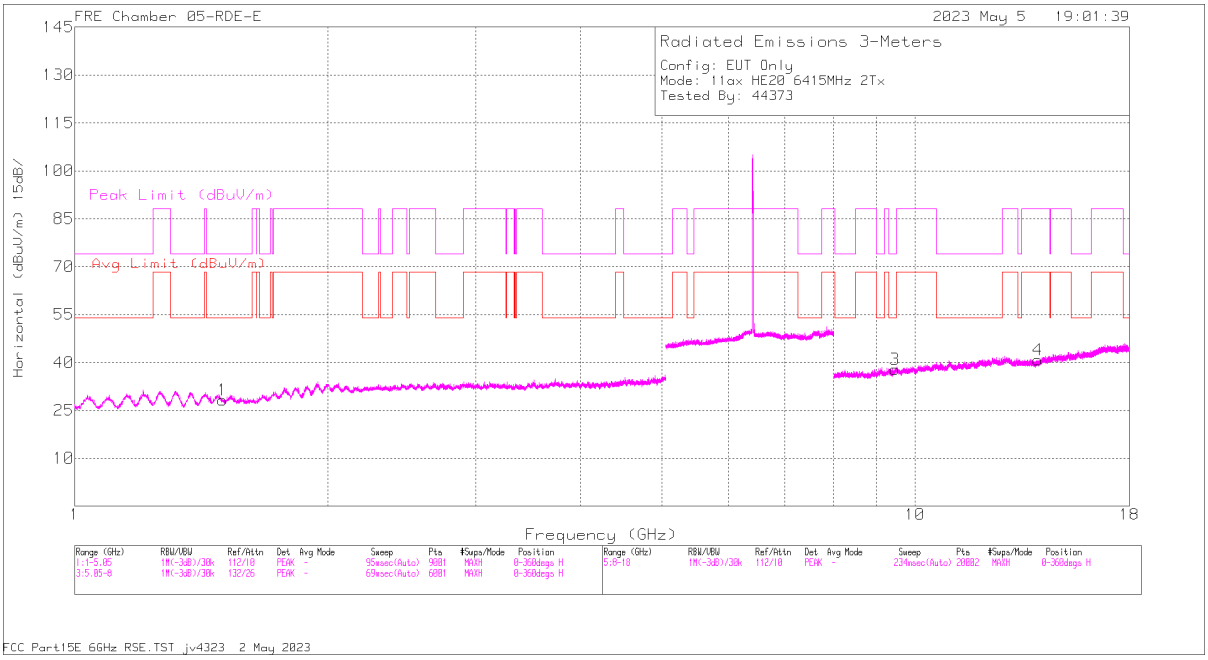

HORIZONTAL

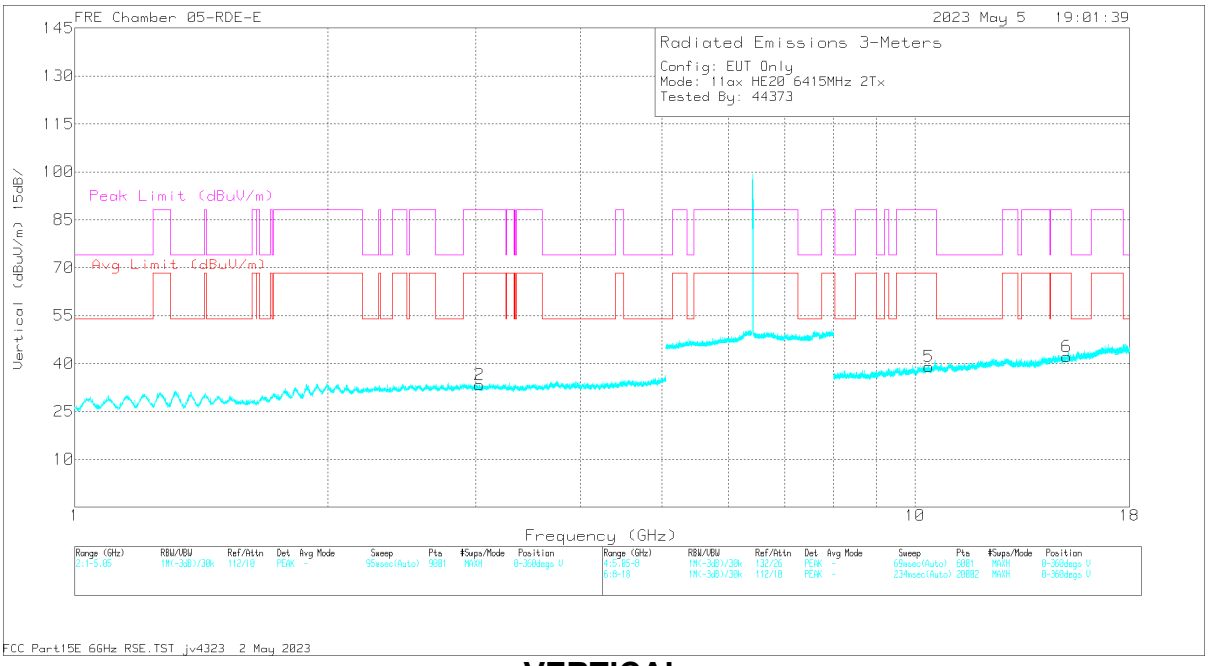

VERTICAL

UL VERIFICATION SERVICES
47173 Benicia Street, Fremont, CA 94538; USA TEL:(510) 319-4000 FAX:(510) 661-0888
This report shall not be reproduced except in full, without the written approval of UL VERIFICATION SERVICES

RADIATED EMISSIONS

Marker	Frequency (GHz)	Meter Reading (dBuV)	Det	226671 ACF (dB) 3mH	Gain/Loss (dB)	Corrected Reading (dBuV/m)	Avg Limit (dBuV/m)	Margin (dB)	Peak Limit (dBuV/m)	PK Margin (dB)	Azimuth (Degs)	Height (cm)	Polarity
1	1.499438	49.15	ADR	28.1	-50.17	27.08	54	-26.92	-	-	360	101	H
	1.500827	61.06	PK-U	28.1	-50.14	39.02	-	-	74	-34.98	360	101	H
2	3.029629	58.91	PK-U	32.8	-48.46	43.25	-	-	88.2	-44.95	360	199	V
	3.030137	47.08	ADR	32.8	-48.47	31.41	68.2	-36.79	-	-	360	199	V
3	9.471404	45.82	ADR	36.5	-46.23	36.09	54	-17.91	-	-	360	199	H
	9.472529	57.69	PK-U	36.5	-46.21	47.98	-	-	74	-26.02	360	199	H
5	10.395456	57.04	PK-U	37.6	-46.09	48.55	-	-	88.2	-39.65	360	200	V
	10.396013	45.43	ADR	37.6	-46.08	36.95	68.2	-31.25	-	-	360	200	V
4	14.002137	56.17	PK-U	38.8	-44.66	50.31	-	-	88.2	-37.89	360	101	H
	14.003018	44.61	ADR	38.8	-44.65	38.76	68.2	-29.44	-	-	360	101	H
6	15.150992	44.13	ADR	39.8	-43.41	40.52	68.2	-27.68	-	-	360	200	V
	15.151158	55.77	PK-U	39.8	-43.41	52.16	-	-	88.2	-36.04	360	200	V

PK-U - U-NII: Maximum Peak
ADR - U-NII AD primary method, RMS average

UL VERIFICATION SERVICES
47173 Benicia Street, Fremont, CA 94538; USA TEL:(510) 319-4000 FAX:(510) 661-0888
This report shall not be reproduced except in full, without the written approval of UL VERIFICATION SERVICES

1TX Antenna 6 MODE: SU Mode

BANDEDGE (LOW CHANNEL)

HORIZONTAL RESULT

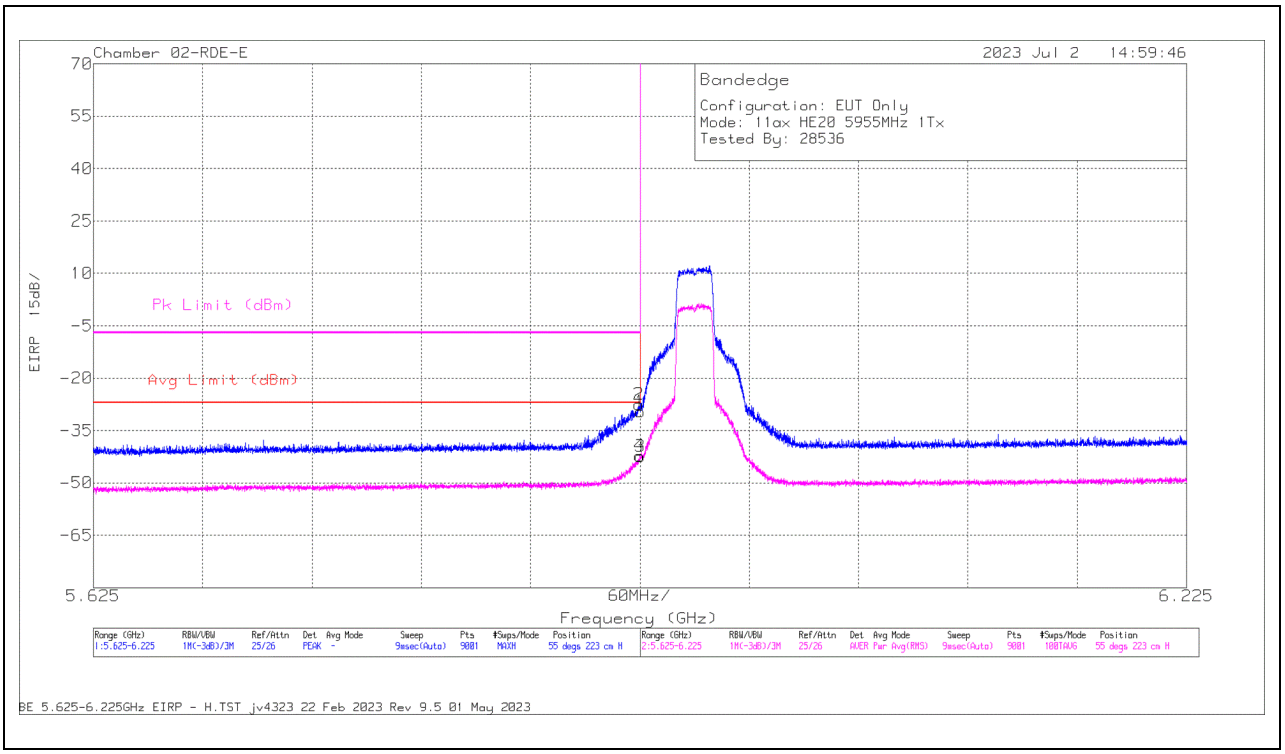

Marker	Frequency (GHz)	Meter Reading (dBm)	Det	206807 ACF (dB/m)	Conversion Factor (dB)	DCCF (dB)	Gain/Loss (dB)	Corrected Reading EIRP	Avg Limit (dBm)	RMS Margin (dB)	Pk Limit (dBm)	PK Margin (dB)	Azimuth (Degs)	Height (cm)	Polarity
2	5.924468	-38.37	Pk	35.1	11.8	0	-36.05	-27.52	-	-	-7	-20.52	55	223	H
4	5.924935	-53.28	RMS	35.1	11.8	0.59	-36.04	-41.83	-27	-14.83	-	-	55	223	H
1	5.925	-40.41	Pk	35.1	11.8	0	-36.04	-29.55	-	-	-7	-22.55	55	223	H
3	5.925	-53.41	RMS	35.1	11.8	0.59	-36.04	-41.96	-27	-14.96	-	-	55	223	H

Pk - Peak detector
RMS - RMS detection

UL VERIFICATION SERVICES
47173 Benicia Street, Fremont, CA 94538; USA TEL:(510) 319-4000 FAX:(510) 661-0888
This report shall not be reproduced except in full, without the written approval of UL VERIFICATION SERVICES

VERTICAL RESULT

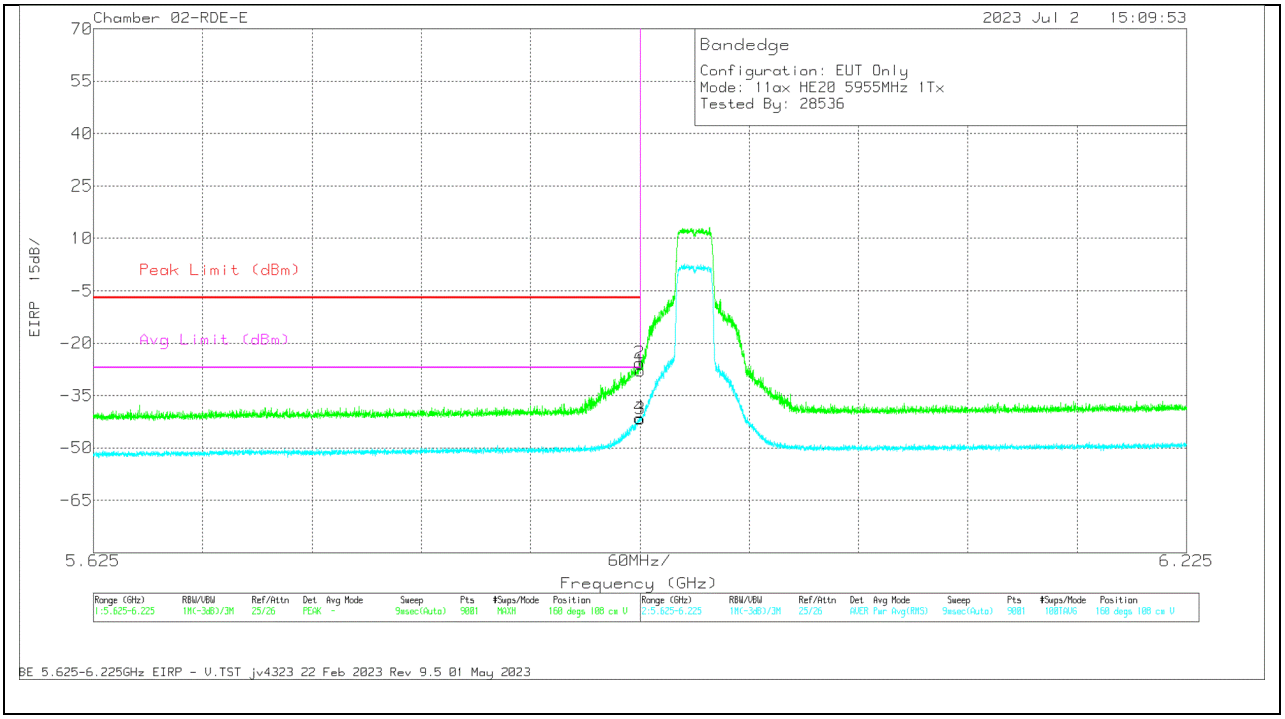

Marker	Frequency (GHz)	Meter Reading (dBm)	Det	206807 ACF (dB/m)	Conversion Factor (dB)	DCCF (dB)	Gain/Loss (dB)	Corrected Reading EIRP	Peak Limit (dBm)	PK Margin (dB)	Avg Limit (dBm)	RMS Margin (dB)	Azimuth (Degs)	Height (cm)	Polarity
2	5.924802	-36.48	Pk	35.1	11.8	0	-36.04	-25.62	-7	-18.62	-	-	160	108	V
4	5.924935	-52.45	RMS	35.1	11.8	0.59	-36.04	-41	-	-	-27	-14	160	108	V
1	5.925	-38.76	Pk	35.1	11.8	0	-36.04	-27.9	-7	-20.9	-	-	160	108	V
3	5.925	-52.76	RMS	35.1	11.8	0.59	-36.04	-41.31	-	-	-27	-14.31	160	108	V

Pk - Peak detector
RMS - RMS detection

UL VERIFICATION SERVICES
47173 Benicia Street, Fremont, CA 94538; USA TEL:(510) 319-4000 FAX:(510) 661-0888
This report shall not be reproduced except in full, without the written approval of UL VERIFICATION SERVICES

1TX Antenna 5 MODE: SU Mode

BANDEDGE (LOW CHANNEL)

HORIZONTAL RESULT

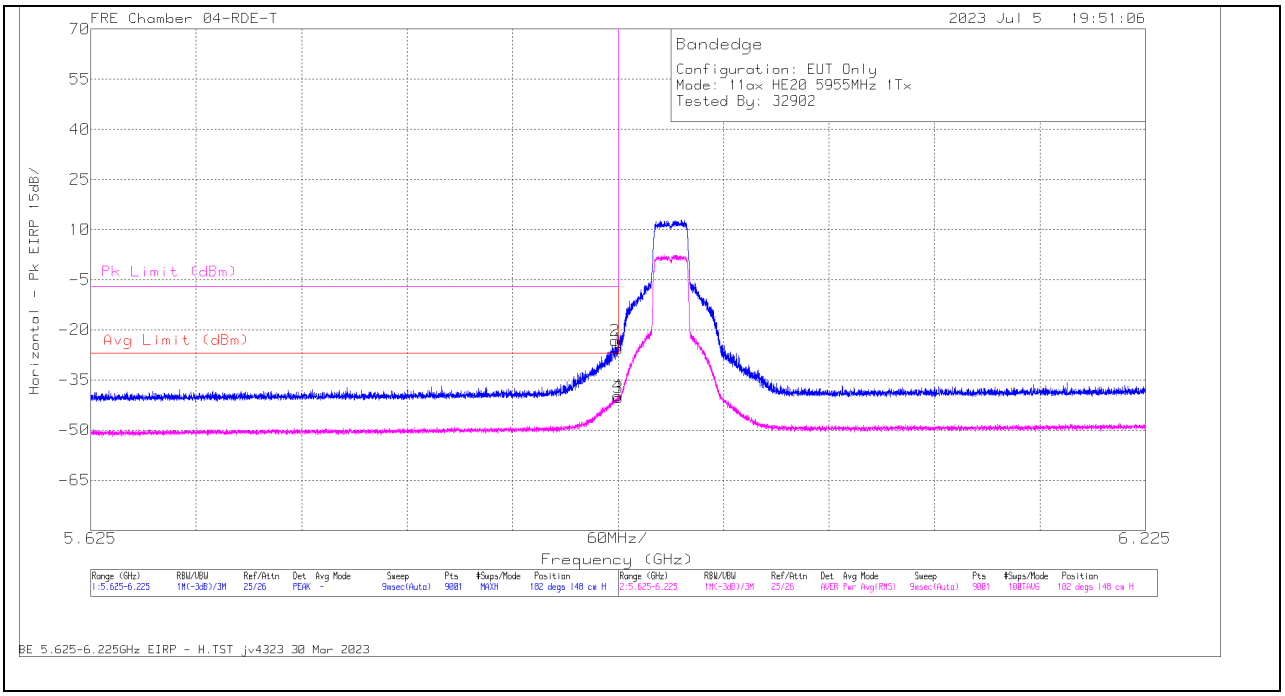

Marker	Frequency (GHz)	Meter Reading (dBm)	Det	226673 ACF (dB) 3mH	Conversion Factor (dB)	DCCF (dB)	Gain/Loss (dB)	Corrected Reading EIRP	Avg Limit (dBm)	RMS Margin (dB)	Pk Limit (dBm)	PK Margin (dB)	Azimuth (Degs)	Height (cm)	Polarity
2	5.923535	-35.91	Pk	35.1	11.8	0	-34.27	-23.28	-	-	-7	-16.28	182	148	H
4	5.924802	-52.5	RMS	35.1	11.8	0.59	-34.25	-39.26	-27	-12.26	-	-	182	148	H
1	5.925	-38.35	Pk	35.1	11.8	0	-34.25	-25.7	-	-	-7	-18.7	182	148	H
3	5.925	-53.17	RMS	35.1	11.8	0.59	-34.25	-39.93	-27	-12.93	-	-	182	148	H

Pk - Peak detector
RMS - RMS detection

UL VERIFICATION SERVICES
47173 Benicia Street, Fremont, CA 94538; USA TEL:(510) 319-4000 FAX:(510) 661-0888
This report shall not be reproduced except in full, without the written approval of UL VERIFICATION SERVICES

VERTICAL RESULT

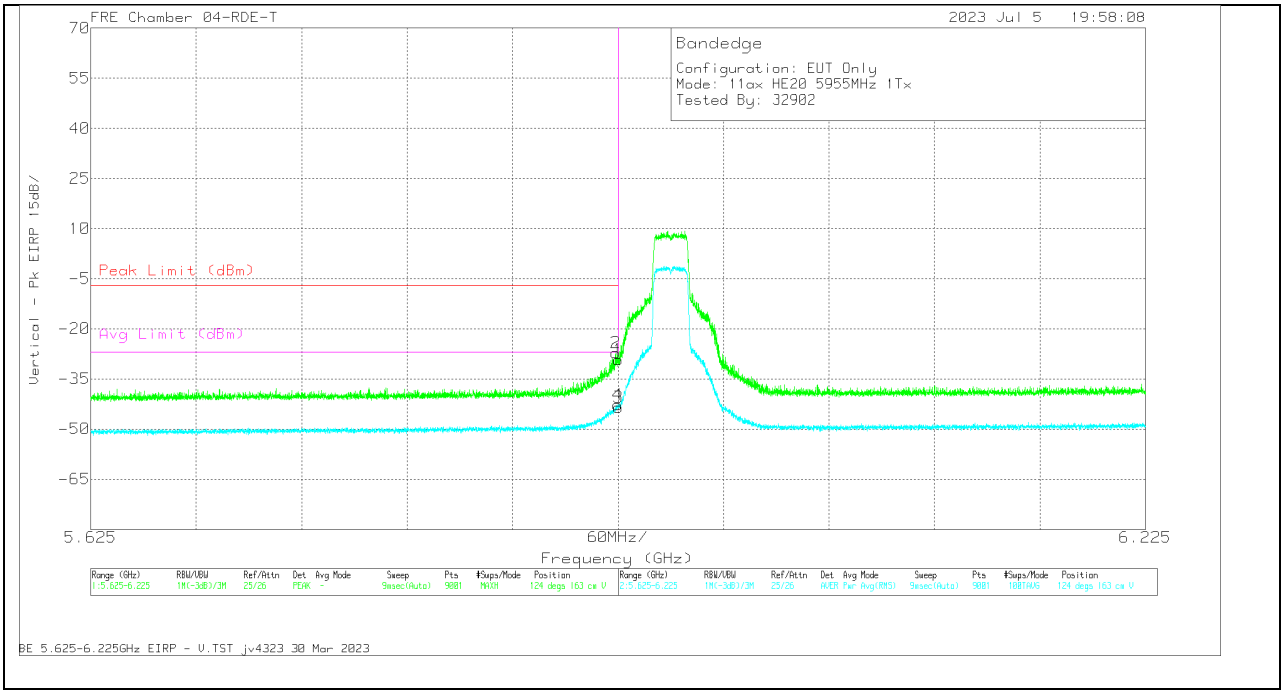

Marker	Frequency (GHz)	Meter Reading (dBm)	Det	226673 ACF (dB) 3mH	Conversion Factor (dB)	DCCF (dB)	Gain/Loss (dB)	Corrected Reading EIRP	Peak Limit (dBm)	PK Margin (dB)	Avg Limit (dBm)	RMS Margin (dB)	Azimuth (Degs)	Height (cm)	Polarity
2	5.923668	-39.83	Pk	35.1	11.8	0	-34.27	-27.2	-7	-20.2	-	-	124	163	V
4	5.924868	-55.64	RMS	35.1	11.8	0.59	-34.25	-42.4	-	-	-27	-15.4	124	163	V
1	5.925	-41.81	Pk	35.1	11.8	0	-34.25	-29.16	-7	-22.16	-	-	124	163	V
3	5.925	-56.28	RMS	35.1	11.8	0.59	-34.25	-43.04	-	-	-27	-16.04	124	163	V

Pk - Peak detector
RMS - RMS detection

UL VERIFICATION SERVICES
47173 Benicia Street, Fremont, CA 94538; USA TEL:(510) 319-4000 FAX:(510) 661-0888
This report shall not be reproduced except in full, without the written approval of UL VERIFICATION SERVICES

2TX Antenna 6 + Antenna 5 OFDMA MODE: SU Mode

BANDEDGE (LOW CHANNEL)

HORIZONTAL RESULT

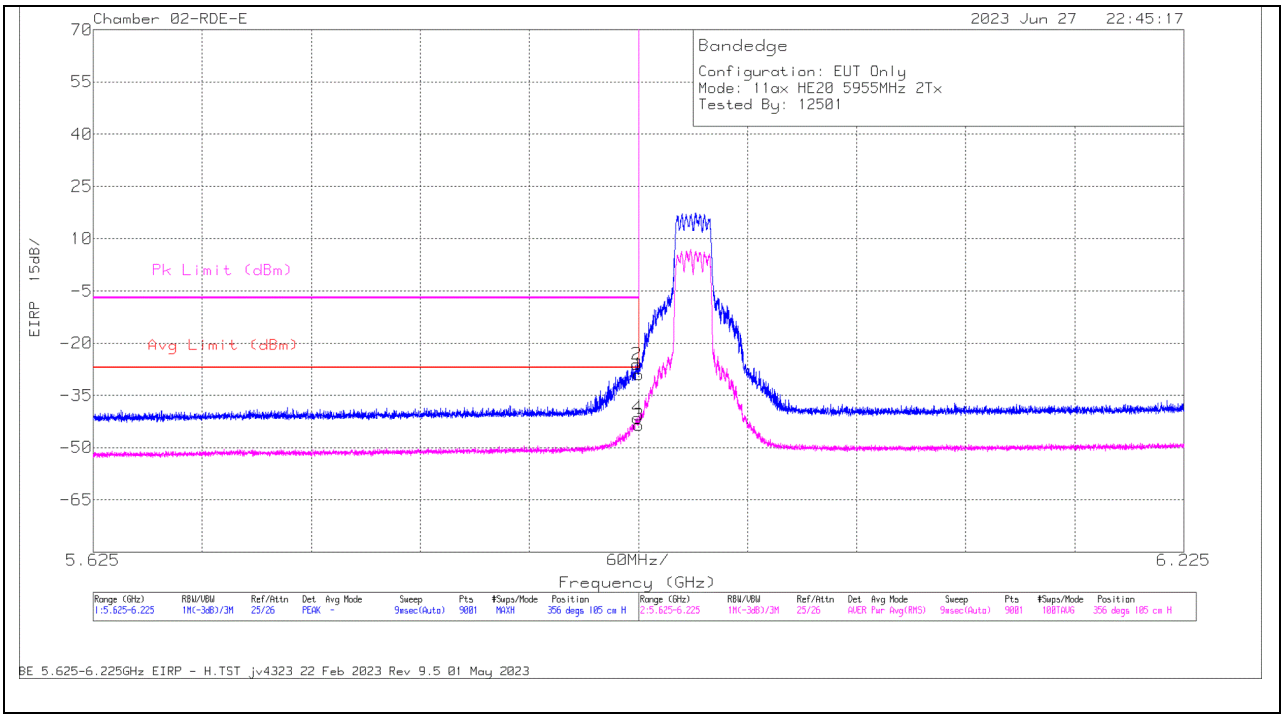

Trace Markers

Marker	Frequency (GHz)	Meter Reading (dBm)	Det	206807 ACF (dB/m)	Conversion Factor (dB)	DCCF (dB)	Gain/Loss (dB)	Corrected Reading EIRP	Avg Limit (dBm)	RMS Margin (dB)	Pk Limit (dBm)	PK Margin (dB)	Azimuth (Degs)	Height (cm)	Polarity
2	5.924002	-36.84	Pk	35.1	11.8	0	-36.05	-25.99	-	-	-7	-18.99	356	105	H
4	5.924268	-52.96	RMS	35.1	11.8	.59	-36.05	-41.52	-27	-14.52	-	-	356	105	H
1	5.925	-39.83	Pk	35.1	11.8	0	-36.04	-28.97	-	-	-7	-21.97	356	105	H
3	5.925	-55.03	RMS	35.1	11.8	.59	-36.04	-43.58	-27	-16.58	-	-	356	105	H

Pk - Peak detector
RMS - RMS detection

UL VERIFICATION SERVICES
47173 Benicia Street, Fremont, CA 94538; USA TEL:(510) 319-4000 FAX:(510) 661-0888
This report shall not be reproduced except in full, without the written approval of UL VERIFICATION SERVICES

VERTICAL RESULT

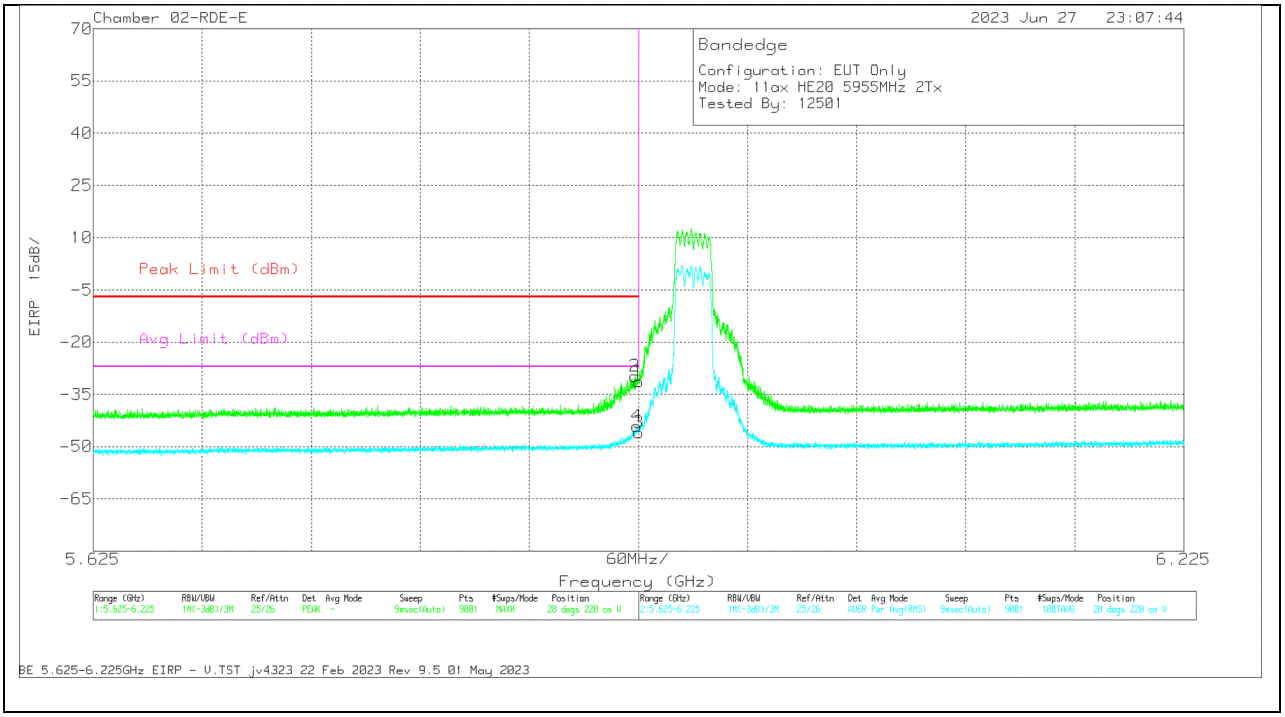

Trace Markers

Marker	Frequency (GHz)	Meter Reading (dBm)	Det	206807 ACF (dB/m)	Conversion Factor (dB)	DCCF (dB)	Gain/Loss (dB)	Corrected Reading EIRP	Peak Limit (dBm)	PK Margin (dB)	Avg Limit (dBm)	RMS Margin (dB)	Azimuth (Degs)	Height (cm)	Polarity
2	5.922935	-40.58	Pk	35	11.8	0	-36.05	-29.83	-7	-22.83	-	-	28	220	V
4	5.924202	-55.47	RMS	35.1	11.8	.59	-36.05	-44.03	-	-	-27	-17.03	28	220	V
1	5.925	-42.11	Pk	35.1	11.8	0	-36.04	-31.25	-7	-24.25	-	-	28	220	V
3	5.925	-57.43	RMS	35.1	11.8	.59	-36.04	-45.98	-	-	-27	-18.98	28	220	V

Pk - Peak detector
RMS - RMS detection

UL VERIFICATION SERVICES
47173 Benicia Street, Fremont, CA 94538; USA TEL:(510) 319-4000 FAX:(510) 661-0888
This report shall not be reproduced except in full, without the written approval of UL VERIFICATION SERVICES

HARMONICS AND SPURIOUS EMISSIONS

LOW CHANNEL

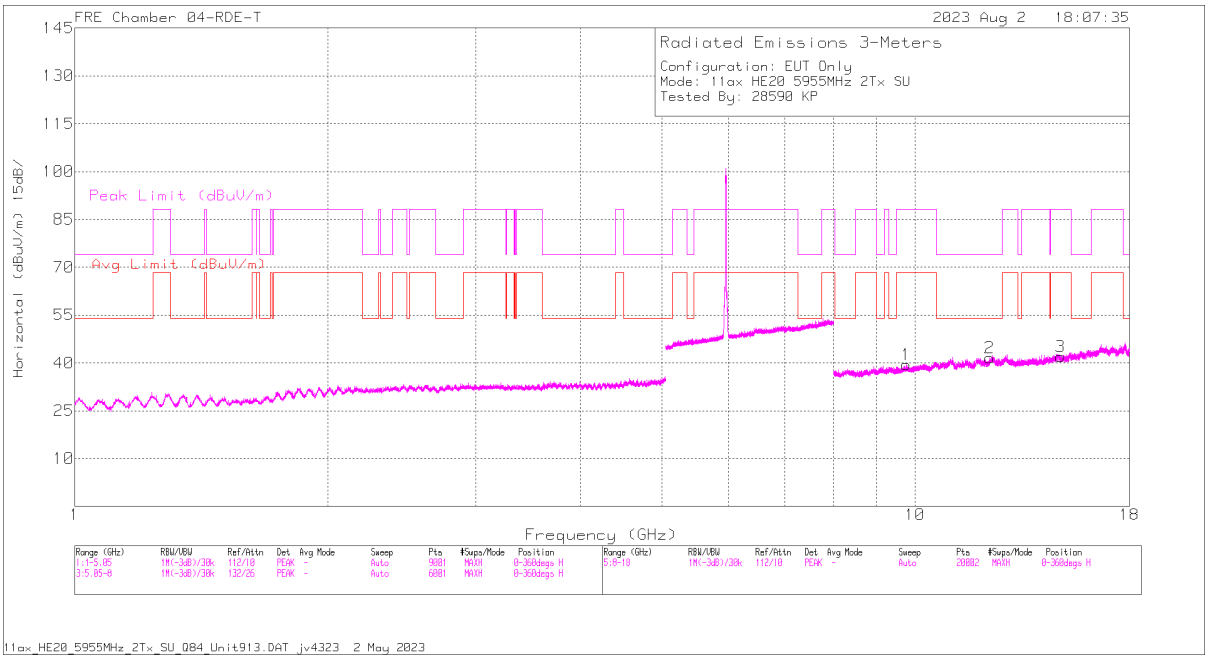

HORIZONTAL

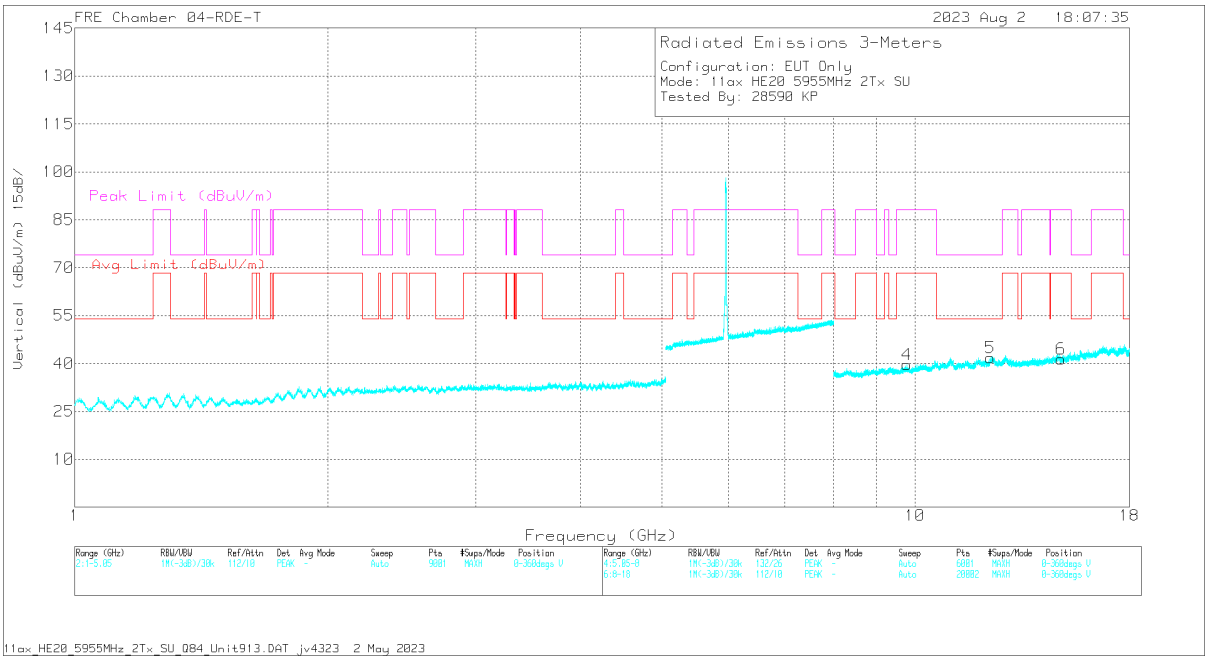

VERTICAL

UL VERIFICATION SERVICES
47173 Benicia Street, Fremont, CA 94538; USA TEL:(510) 319-4000 FAX:(510) 661-0888
This report shall not be reproduced except in full, without the written approval of UL VERIFICATION SERVICES

RADIATED EMISSIONS

Marker	Frequency (GHz)	Meter Reading (dBuV)	Det	226673 ACF (dB) 3mH	DCCF (dB)	Gain/Loss (dB)	Corrected Reading (dBuV/m)	Avg Limit (dBuV/m)	Margin (dB)	Peak Limit (dBuV/m)	PK Margin (dB)	Azimuth (Degs)	Height (cm)	Polarity
2	12.264528	52.9	PK-U	38.9	0	-41.52	50.28	-	-	74	-23.72	360	200	H
	12.264043	40.97	ADR	38.9	0	-41.53	38.34	54	-15.66	-	-	360	200	H
5	12.296519	52.57	PK-U	38.9	0	-40.83	50.64	-	-	74	-23.36	360	200	V
	12.294431	40.93	ADR	38.9	0	-40.82	39.01	54	-14.99	-	-	360	200	V
1	9.767045	53.05	PK-U	36.8	0	-41.68	48.17	-	-	88.2	-40.03	360	200	H
	9.7682	41.77	ADR	36.8	0	-41.66	36.91	68.2	-31.29	-	-	360	200	H
4	9.776675	41.82	ADR	36.8	0	-41.78	36.84	68.2	-31.36	-	-	360	101	V
	9.777746	53.17	PK-U	36.8	0	-41.77	48.2	-	-	88.2	-40	360	101	V
3	14.906199	53.59	PK-U	39.7	0	-42.03	51.26	-	-	88.2	-36.94	360	200	H
	14.909478	41.86	ADR	39.7	0	-41.99	39.57	68.2	-28.63	-	-	360	200	H
6	14.916833	53.25	PK-U	39.7	0	-42.03	50.92	-	-	88.2	-37.28	360	200	V
	14.917353	41.96	ADR	39.7	0	-42.02	39.64	68.2	-28.56	-	-	360	200	V

PK-U - U-NII: Maximum Peak
ADR - U-NII AD primary method, RMS average

UL VERIFICATION SERVICES
47173 Benicia Street, Fremont, CA 94538; USA TEL:(510) 319-4000 FAX:(510) 661-0888
This report shall not be reproduced except in full, without the written approval of UL VERIFICATION SERVICES

MID CHANNEL

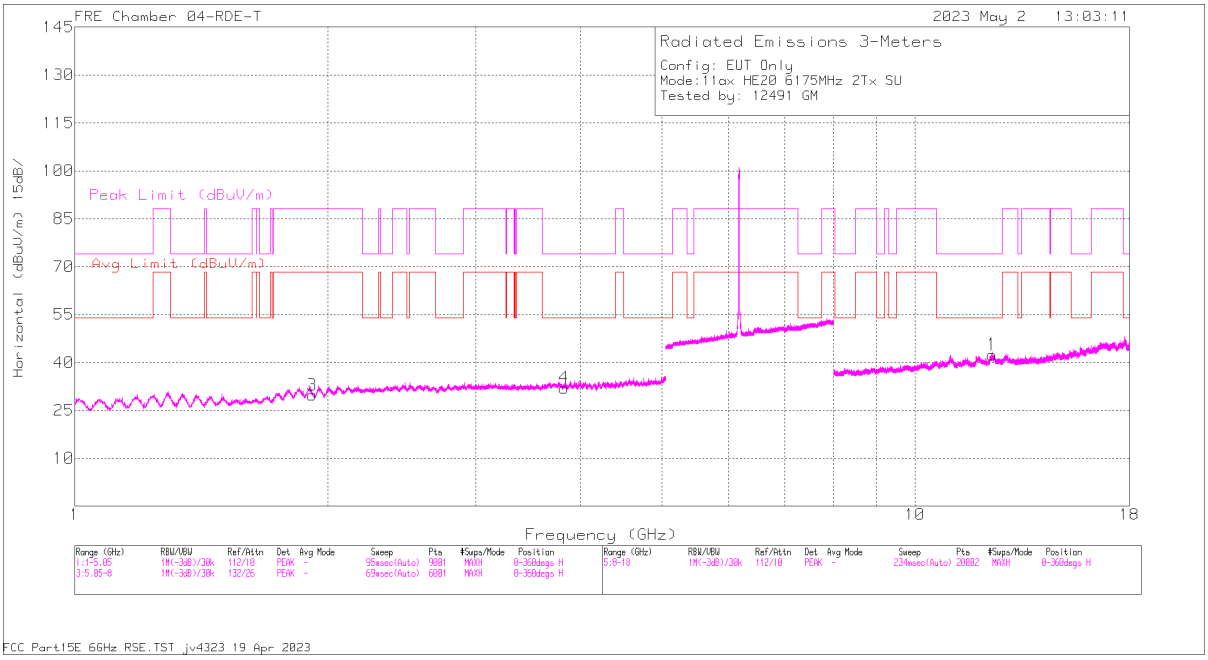

HORIZONTAL

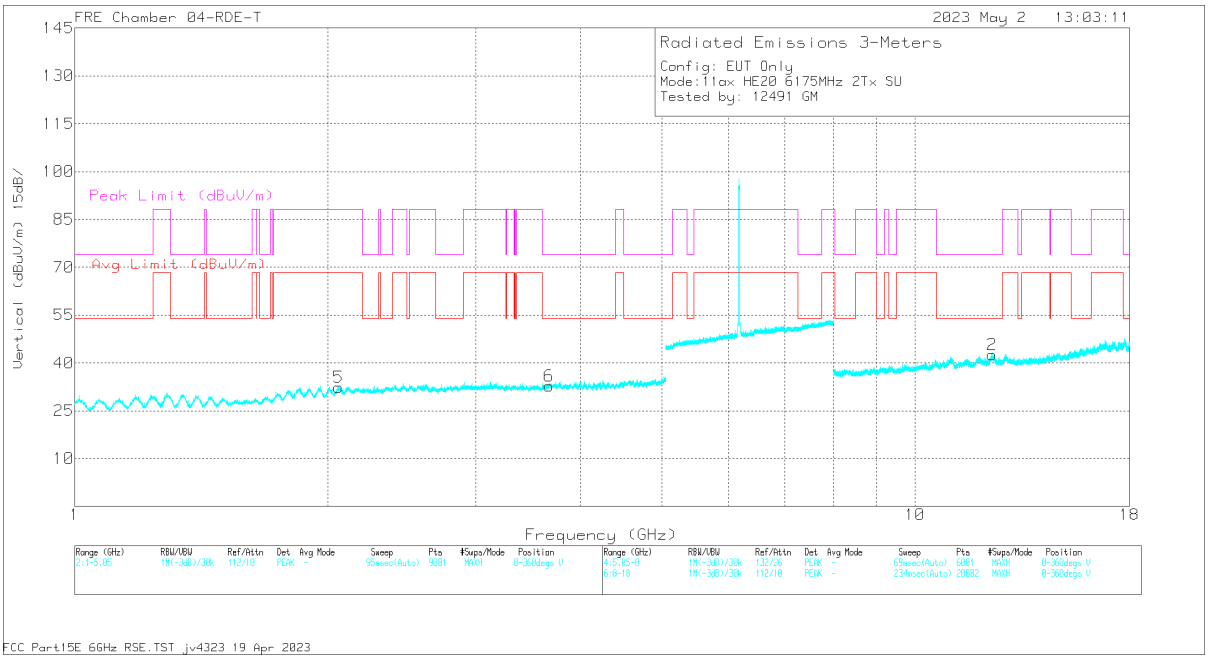

VERTICAL

UL VERIFICATION SERVICES
47173 Benicia Street, Fremont, CA 94538; USA TEL:(510) 319-4000 FAX:(510) 661-0888
This report shall not be reproduced except in full, without the written approval of UL VERIFICATION SERVICES

RADIATED EMISSIONS

Marker	Frequency (GHz)	Meter Reading (dBuV)	Det	226673 ACF (dB) 3mH	Gain/Loss (dB)	Corrected Reading (dBuV/m)	Avg Limit (dBuV/m)	Margin (dB)	Peak Limit (dBuV/m)	PK Margin (dB)	Azimuth (Degs)	Height (cm)	Polarity
4	3.824472	54.68	PK-U	33.4	-44.88	43.2	-	-	74	-30.8	120	179	H
	3.824898	43.19	ADR	33.4	-44.86	31.73	54	-22.27	-	-	120	179	H
6	3.670636	55.97	PK-U	33.1	-45.17	43.9	-	-	74	-30.1	298	246	V
	3.671412	44.08	ADR	33.1	-45.18	32	54	-22	-	-	298	246	V
1	12.355381	52.55	PK-U	38.9	-40.36	51.09	-	-	74	-22.91	18	101	H
	12.358931	40.65	ADR	38.9	-40.3	39.25	54	-14.75	-	-	18	101	H
2	12.355983	52.99	PK-U	38.9	-40.34	51.55	-	-	74	-22.45	338	250	V
	12.356389	40.71	ADR	38.9	-40.34	39.27	54	-14.73	-	-	338	250	V
3	1.912142	46.3	ADR	30.9	-47.11	30.09	68.2	-38.11	-	-	281	262	H
	1.913169	57.66	PK-U	30.9	-47.17	41.39	-	-	88.2	-46.81	281	262	H
5	2.059299	47.03	ADR	31.4	-47.41	31.02	68.2	-37.18	-	-	225	169	V
	2.060756	58.98	PK-U	31.4	-47.35	43.03	-	-	88.2	-45.17	225	169	V

PK-U - U-NII: Maximum Peak
ADR - U-NII AD primary method, RMS average

UL VERIFICATION SERVICES
47173 Benicia Street, Fremont, CA 94538; USA TEL:(510) 319-4000 FAX:(510) 661-0888
This report shall not be reproduced except in full, without the written approval of UL VERIFICATION SERVICES

HIGH CHANNEL

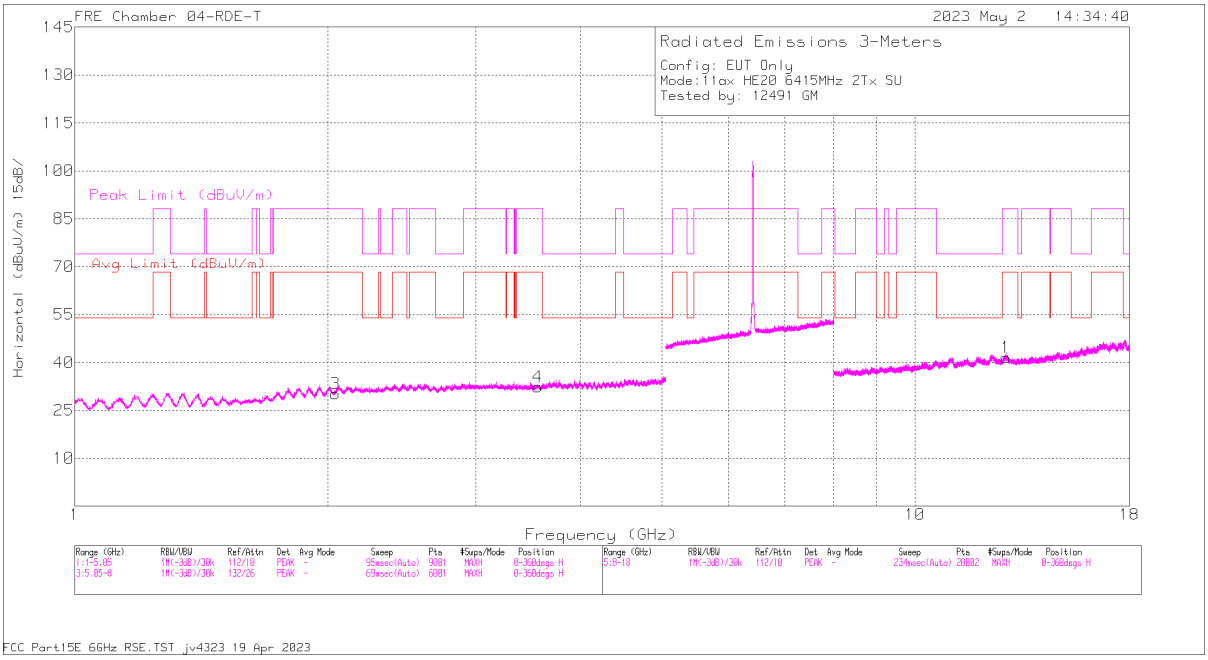

HORIZONTAL

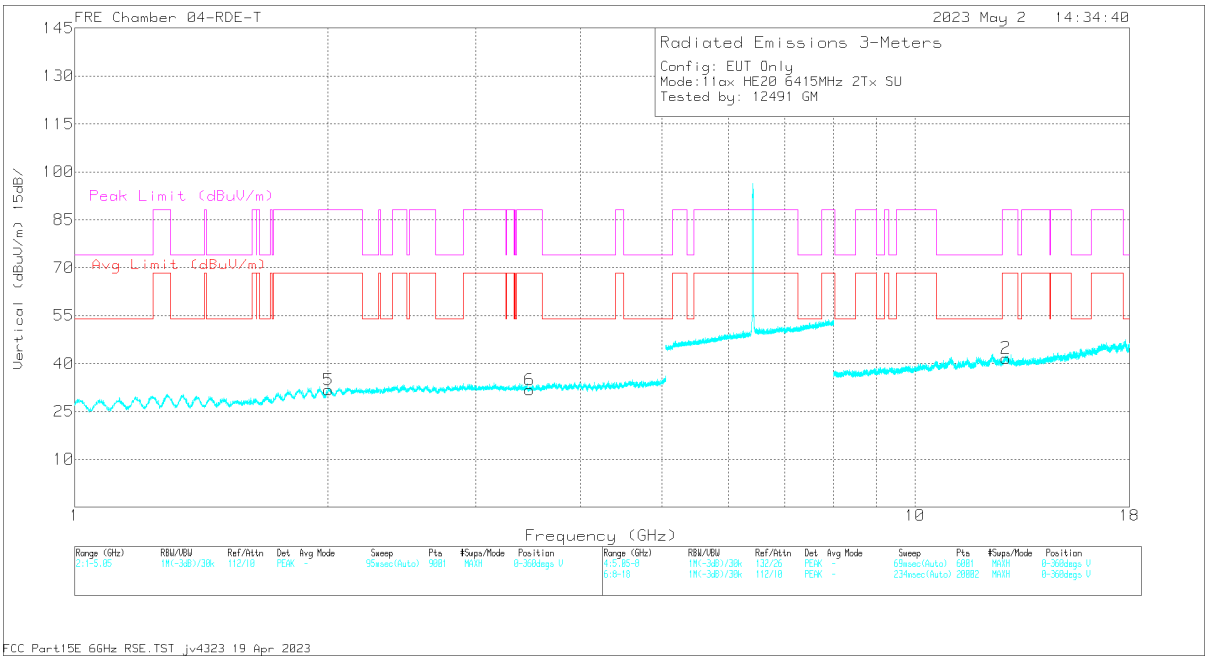

VERTICAL

UL VERIFICATION SERVICES
47173 Benicia Street, Fremont, CA 94538; USA TEL:(510) 319-4000 FAX:(510) 661-0888
This report shall not be reproduced except in full, without the written approval of UL VERIFICATION SERVICES

RADIATED EMISSIONS

Marker	Frequency (GHz)	Meter Reading (dBuV)	Det	226673 ACF (dB) 3mH	Gain/Loss (dB)	Corrected Reading (dBuV/m)	Avg Limit (dBuV/m)	Margin (dB)	Peak Limit (dBuV/m)	PK Margin (dB)	Azimuth (Degs)	Height (cm)	Polarity
4	3.558888	55.09	PK-U	32.9	-45.02	42.97	-	-	74	-31.03	334	331	H
	3.557249	43.52	ADR	32.9	-44.96	31.46	54	-	-22.54	-	334	331	H
5	2.005906	46.74	ADR	31.2	-47.28	30.66	68.2	-37.54	-	-	137	207	V
	2.007495	58.31	PK-U	31.2	-47.36	42.15	-	-	88.2	-46.05	137	207	V
3	2.046386	57.44	PK-U	31.4	-47.36	41.48	-	-	88.2	-46.72	147	242	H
	2.047144	46.04	ADR	31.4	-47.41	30.03	68.2	-38.17	-	-	147	242	H
6	3.480361	43.16	ADR	32.8	-45	30.96	68.2	-37.24	-	-	149	146	V
	3.482649	54.78	PK-U	32.8	-45.01	42.57	-	-	88.2	-45.63	149	146	V
1	12.823896	52.97	PK-U	39.3	-41.07	51.2	-	-	88.2	-37	328	109	H
	12.825766	40.76	ADR	39.3	-41.07	38.99	68.2	-29.21	-	-	328	109	H
2	12.827426	40.88	ADR	39.3	-41.08	39.1	68.2	-29.1	-	-	97	236	V
	12.828123	53.09	PK-U	39.3	-41.1	51.29	-	-	88.2	-36.91	97	236	V

PK-U - U-NII: Maximum Peak
ADR - U-NII AD primary method, RMS average

UL VERIFICATION SERVICES
47173 Benicia Street, Fremont, CA 94538; USA TEL:(510) 319-4000 FAX:(510) 661-0888
This report shall not be reproduced except in full, without the written approval of UL VERIFICATION SERVICES

1.1.2. TX ABOVE 1 GHz 802.11ax HE40 MODE IN THE UNII-5 BAND

1TX Antenna 6 MODE: 26-Tones, RU Index 0

BANDEDGE (LOW CHANNEL)

HORIZONTAL RESULT

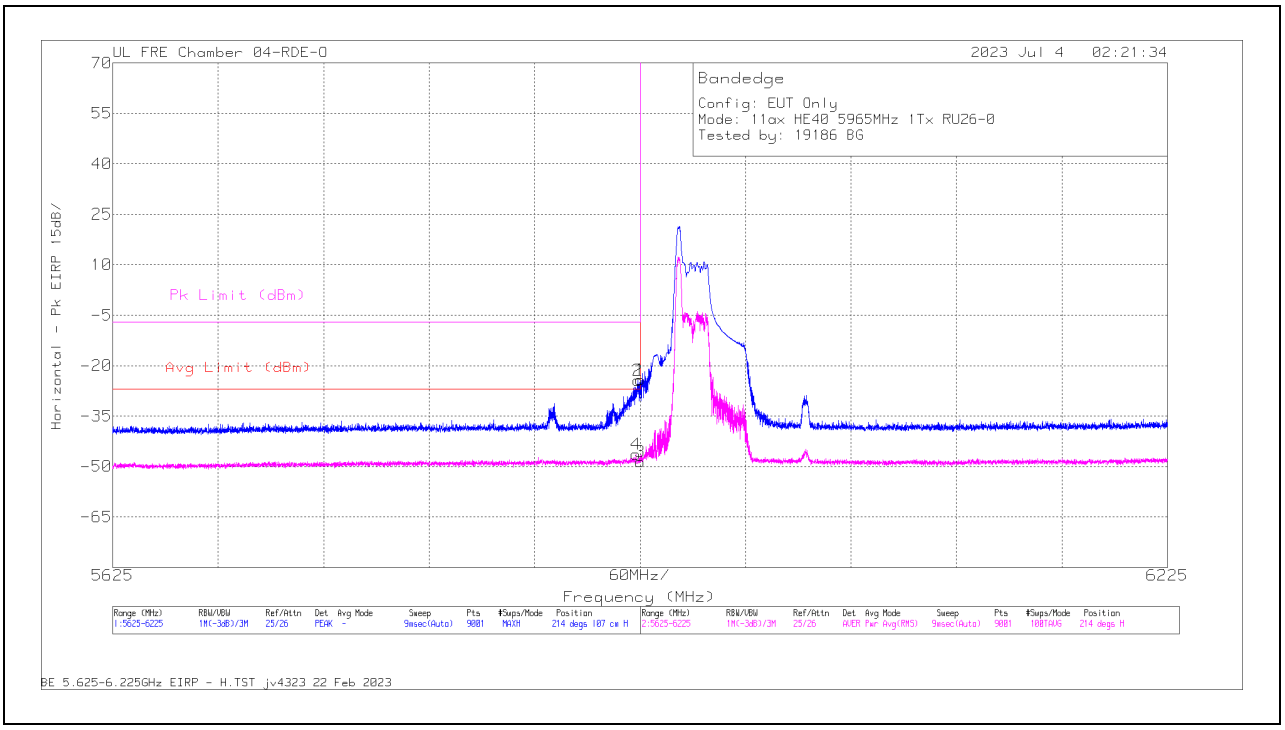

	Frequency (MHz)	Meter Reading (dBm)	Det	80404_ACF(dB) - 3mH	Conversion Factor (dB)	DCCF (dB)	Gain/Loss (dB)	Corrected Reading EIRP	Avg Limit (dBm)	RMS Margin (dB)	Pk Limit (dBm)	PK Margin (dB)	Azimuth (Degs)	Height (cm)	Polarity
4	5922.735	-59.71	RMS	35.1	11.8	0.51	-34.07	-46.37	-27	-19.37	-	-	214	107	H
2	5923.735	-37.14	Pk	35.1	11.8	0	-34.07	-24.31	-	-	-7	-17.31	214	107	H
1	5925	-37.04	Pk	35.1	11.8	0	-34.06	-24.2	-	-	-7	-17.2	214	107	H
3	5925	-61.92	RMS	35.1	11.8	0.51	-34.06	-48.57	-27	-21.57	-	-	214	107	H

Pk - Peak detector
RMS - RMS detection

UL VERIFICATION SERVICES
47173 Benicia Street, Fremont, CA 94538; USA TEL:(510) 319-4000 FAX:(510) 661-0888
This report shall not be reproduced except in full, without the written approval of UL VERIFICATION SERVICES

VERTICAL RESULT

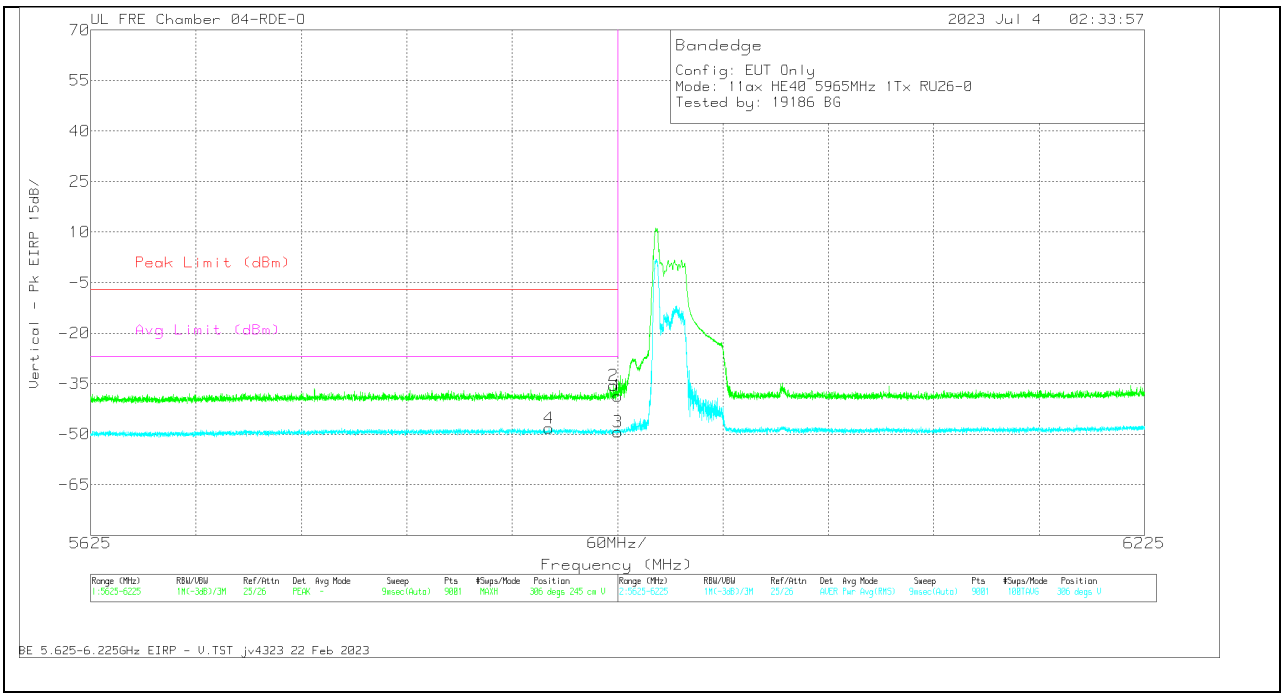

Marker	Frequency (MHz)	Meter Reading (dBm)	Det	80404_ACF(dB) - 3mH	Conversion Factor (dB)	DCCF (dB)	Gain/Loss (dB)	Corrected Reading EIRP	Peak Limit (dBm)	PK Margin (dB)	Avg Limit (dBm)	RMS Margin (dB)	Azimuth (Degs)	Height (cm)	Polarity
4	5886.001	-61.68	RMS	35.1	11.8	0.51	-33.93	-48.2	-	-	-27	-21.2	306	245	V
2	5922.801	-48.34	Pk	35.1	11.8	0	-34.07	-35.51	-7	-28.51	-	-	306	245	V
1	5925	-51.46	Pk	35.1	11.8	0	-34.06	-38.62	-7	-31.62	-	-	306	245	V
3	5925	-62.74	RMS	35.1	11.8	0.51	-34.06	-49.39	-	-	-27	-22.39	306	245	V

Pk - Peak detector
RMS - RMS detection

UL VERIFICATION SERVICES
47173 Benicia Street, Fremont, CA 94538; USA TEL:(510) 319-4000 FAX:(510) 661-0888
This report shall not be reproduced except in full, without the written approval of UL VERIFICATION SERVICES

1TX Antenna 5 MODE: 26-Tones, RU Index 0

BANDEDGE (LOW CHANNEL)

HORIZONTAL RESULT

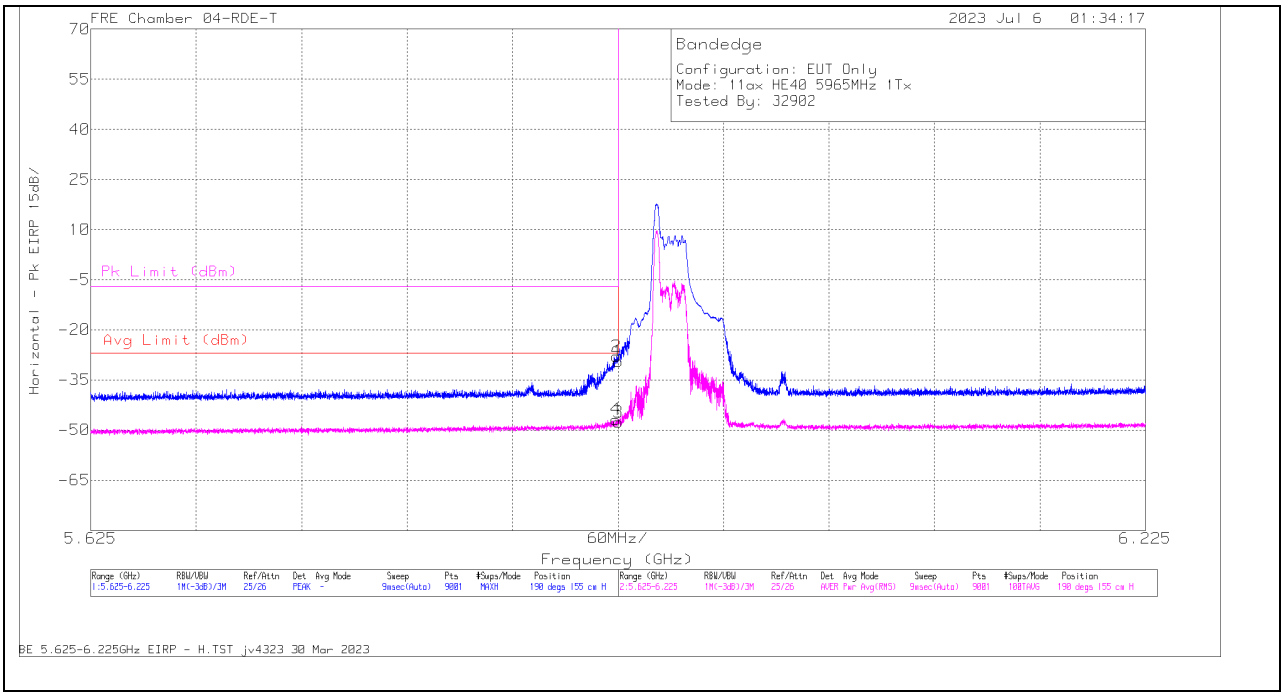

Marker	Frequency (GHz)	Meter Reading (dBm)	Det	226673 ACF (dB) 3mH	Conversion Factor (dB)	DCCF (dB)	Gain/Loss (dB)	Corrected Reading EIRP	Avg Limit (dBm)	RMS Margin (dB)	Pk Limit (dBm)	PK Margin (dB)	Azimuth (Degs)	Height (cm)	Polarity
4	5.923868	-59.96	RMS	35.1	11.8	0.51	-34.27	-46.82	-27	-19.82	-	-	190	155	H
2	5.924202	-40.56	Pk	35.1	11.8	0	-34.27	-27.93	-	-	-7	-20.93	190	155	H
1	5.925	-42.12	Pk	35.1	11.8	0	-34.25	-29.47	-	-	-7	-22.47	190	155	H
3	5.925	-60.88	RMS	35.1	11.8	0.51	-34.25	-47.72	-27	-20.72	-	-	190	155	H

Pk - Peak detector
RMS - RMS detection

UL VERIFICATION SERVICES
47173 Benicia Street, Fremont, CA 94538; USA TEL:(510) 319-4000 FAX:(510) 661-0888
This report shall not be reproduced except in full, without the written approval of UL VERIFICATION SERVICES

VERTICAL RESULT

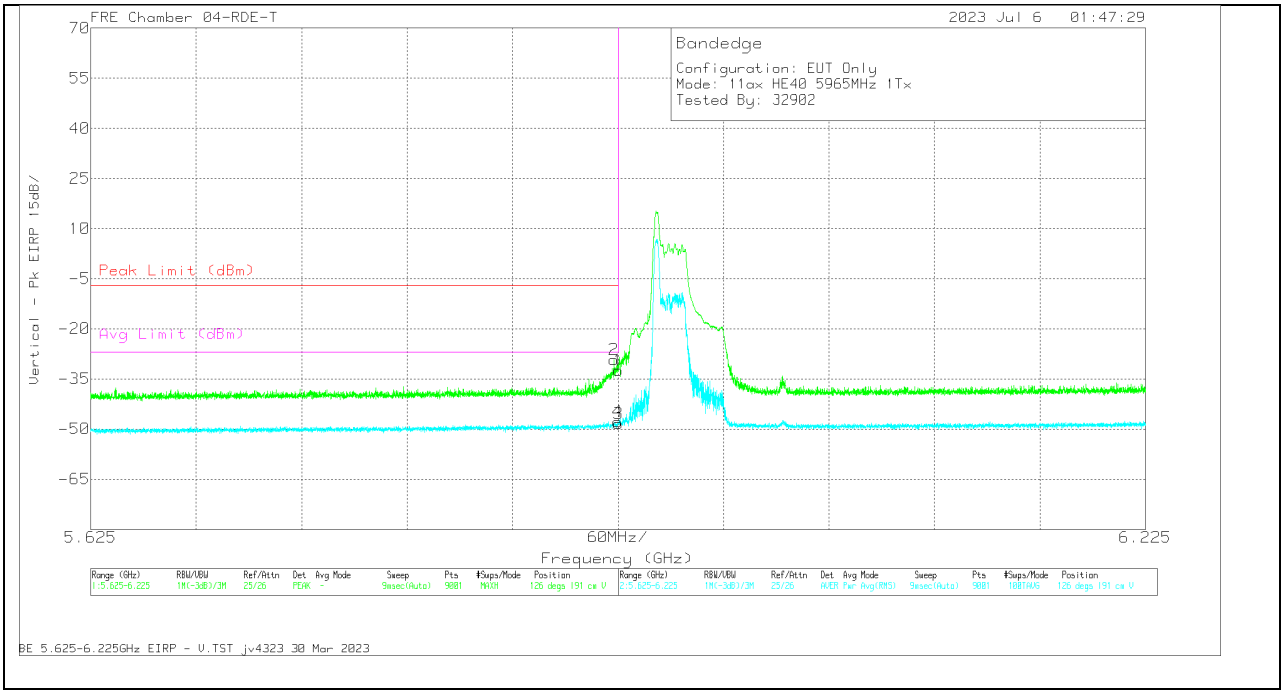

Marker	Frequency (GHz)	Meter Reading (dBm)	Det	226673 ACF (dB) 3mH	Conversion Factor (dB)	DCCF (dB)	Gain/Loss (dB)	Corrected Reading EIRP	Peak Limit (dBm)	PK Margin (dB)	Avg Limit (dBm)	RMS Margin (dB)	Azimuth (Degs)	Height (cm)	Polarity
2	5.922668	-41.9	Pk	35.1	11.8	0	-34.27	-29.27	-7	-22.27	-	-	126	191	V
4	5.924802	-61.01	RMS	35.1	11.8	0.51	-34.25	-47.85	-	-	-27	-20.85	126	191	V
1	5.925	-45.04	Pk	35.1	11.8	0	-34.25	-32.39	-7	-25.39	-	-	126	191	V
3	5.925	-61.56	RMS	35.1	11.8	0.51	-34.25	-48.4	-	-	-27	-21.4	126	191	V

Pk - Peak detector
RMS - RMS detection

UL VERIFICATION SERVICES
47173 Benicia Street, Fremont, CA 94538; USA TEL:(510) 319-4000 FAX:(510) 661-0888
This report shall not be reproduced except in full, without the written approval of UL VERIFICATION SERVICES

2TX Antenna 6 + Antenna 5 OFDMA MODE: 26-Tones, RU Index 0

BANDEDGE (LOW CHANNEL)

HORIZONTAL RESULT

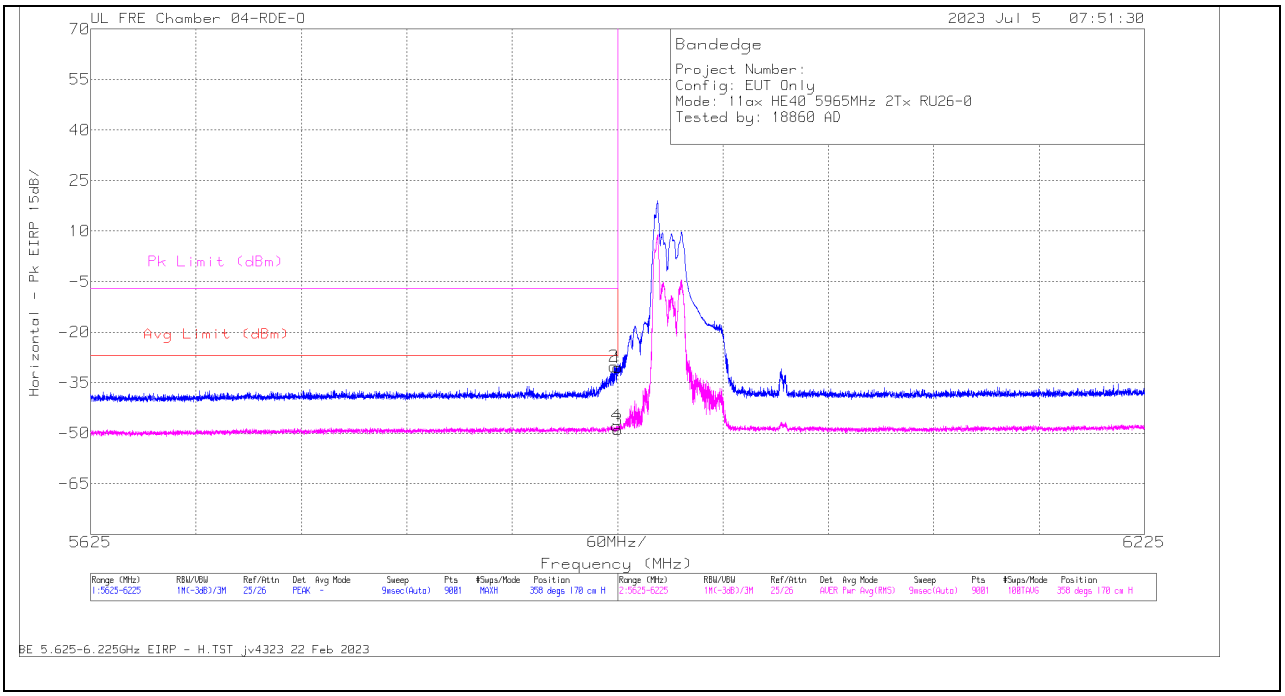

Trace Markers

Marker	Frequency (MHz)	Meter Reading (dBm)	Det	80404_ACF(dB) - 3mH	Conversion Factor (dB)	DCCF (dB)	Gain/Loss (dB)	Corrected Reading EIRP	Avg Limit (dBm)	RMS Margin (dB)	Pk Limit (dBm)	PK Margin (dB)	Azimuth (Degs)	Height (cm)	Polarity
2	5923.001	-43.06	Pk	35.1	11.8	0	-34.07	-30.23	-	-	-7	-23.23	358	170	H
4	5924.602	-61.09	RMS	35.1	11.8	.51	-34.06	-47.74	-27	-20.74	-	-	358	170	H
1	5925	-43.27	Pk	35.1	11.8	0	-34.06	-30.43	-	-	-7	-23.43	358	170	H
3	5925	-62.33	RMS	35.1	11.8	.51	-34.06	-48.98	-27	-21.98	-	-	358	170	H

Pk - Peak detector
RMS - RMS detection

UL VERIFICATION SERVICES
47173 Benicia Street, Fremont, CA 94538; USA TEL:(510) 319-4000 FAX:(510) 661-0888
This report shall not be reproduced except in full, without the written approval of UL VERIFICATION SERVICES

VERTICAL RESULT

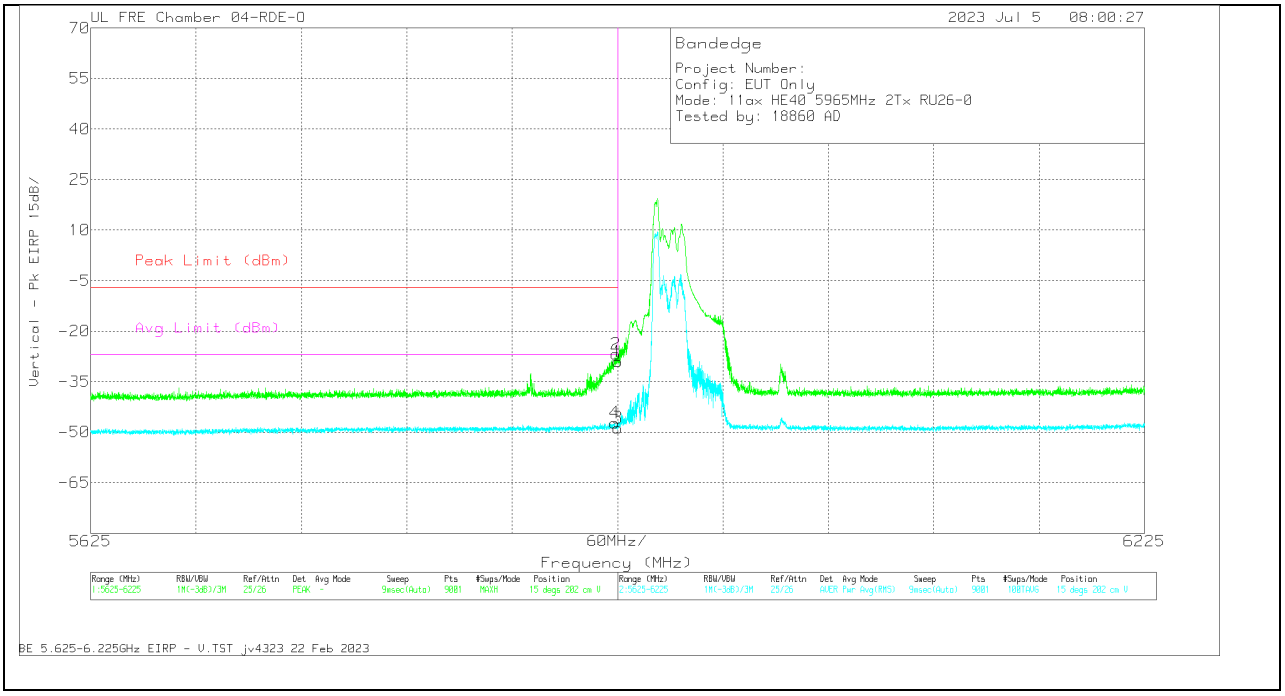

Trace Markers

Marker	Frequency (MHz)	Meter Reading (dBm)	Det	80404_ACF(dB) - 3mH	Conversion Factor (dB)	DCCF (dB)	Gain/Loss (dB)	Corrected Reading EIRP	Peak Limit (dBm)	PK Margin (dB)	Avg Limit (dBm)	RMS Margin (dB)	Azimuth (Degs)	Height (cm)	Polarity
4	5923.201	-60.53	RMS	35.1	11.8	.51	-34.07	-47.19	-	-	-27	-20.19	15	202	V
2	5924.068	-39.6	Pk	35.1	11.8	0	-34.07	-26.77	-7	-19.77	-	-	15	202	V
1	5925	-41.82	Pk	35.1	11.8	0	-34.06	-28.98	-7	-21.98	-	-	15	202	V
3	5925	-62.03	RMS	35.1	11.8	.51	-34.06	-48.68	-	-	-27	-21.68	15	202	V

Pk - Peak detector
RMS - RMS detection

UL VERIFICATION SERVICES
47173 Benicia Street, Fremont, CA 94538; USA TEL:(510) 319-4000 FAX:(510) 661-0888
This report shall not be reproduced except in full, without the written approval of UL VERIFICATION SERVICES

HARMONICS AND SPURIOUS EMISSIONS

LOW CHANNEL

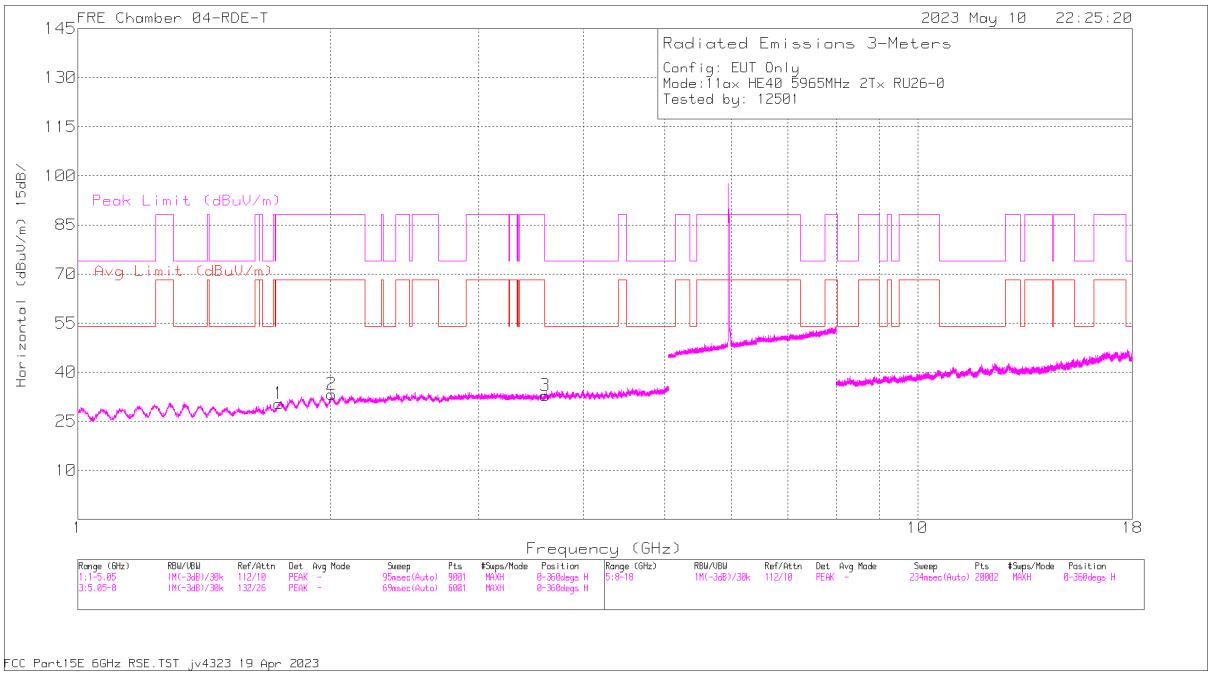

HORIZONTAL

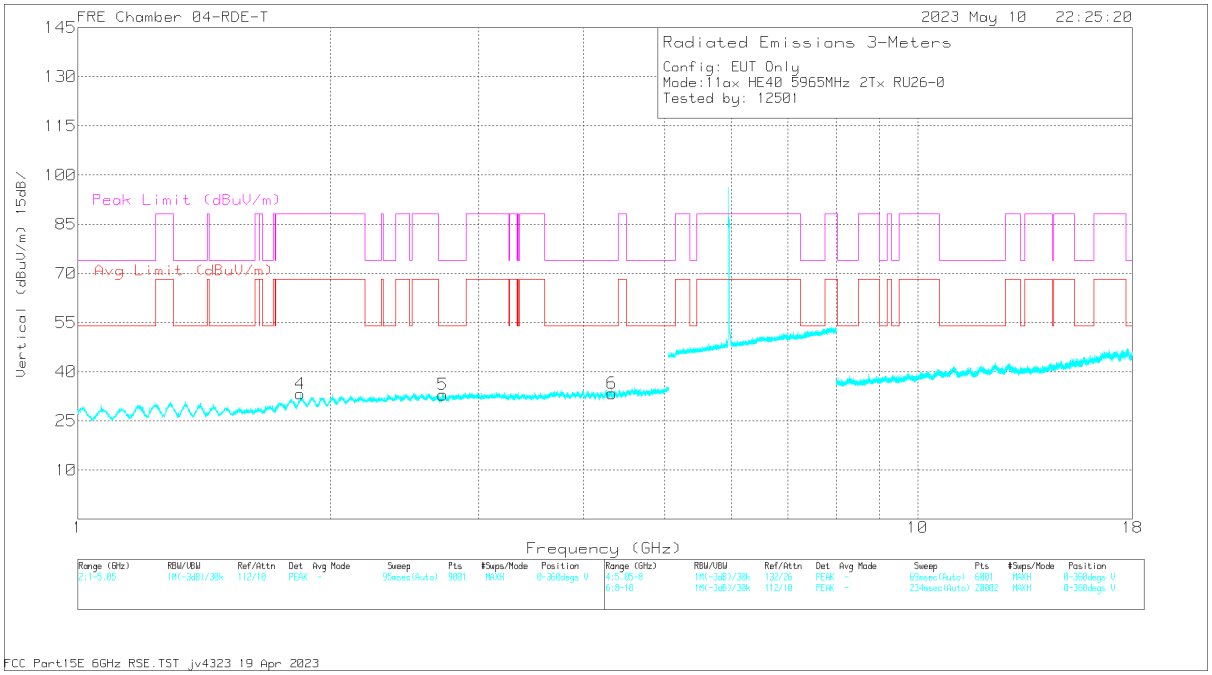

VERTICAL

UL VERIFICATION SERVICES
47173 Benicia Street, Fremont, CA 94538; USA TEL:(510) 319-4000 FAX:(510) 661-0888
This report shall not be reproduced except in full, without the written approval of UL VERIFICATION SERVICES

RADIATED EMISSIONS

Marker	Frequency (GHz)	Meter Reading (dBuV)	Det	226673 ACF (dB) 3mH	Gain/Loss (dB)	Corrected Reading (dBuV/m)	Avg Limit (dBuV/m)	Margin (dB)	Peak Limit (dBuV/m)	PK Margin (dB)	Azimuth (Degs)	Height (cm)	Polarity
3	3.603114	55.67	PK-U	33	-45.19	43.48	-	-	74	-30.52	360	101	H
	3.603545	43.81	ADR	33	-45.2	31.61	54	-22.39	-	-	360	101	H
5	2.722204	57.96	PK-U	32.2	-47.61	42.55	-	-	74	-31.45	360	101	V
	2.723435	46.33	ADR	32.2	-47.6	30.93	54	-23.07	-	-	360	101	V
6	4.322717	56.46	PK-U	33.5	-46.38	43.58	-	-	74	-30.42	360	198	V
	4.32281	44.76	ADR	33.5	-46.38	31.88	54	-22.12	-	-	360	198	V
1	1.739258	47.2	ADR	29.5	-47.53	29.17	68.2	-39.03	-	-	360	101	H
	1.739642	59.23	PK-U	29.5	-47.55	41.18	-	-	88.2	-47.02	360	101	H
4	1.840491	47.47	ADR	30.6	-47.3	30.77	68.2	-37.43	-	-	360	101	V
	1.841326	59.2	PK-U	30.6	-47.33	42.47	-	-	88.2	-45.73	360	101	V
2	2.005478	46.97	ADR	31.2	-47.3	30.87	68.2	-37.33	-	-	360	198	H
	2.007838	59.3	PK-U	31.3	-47.38	43.22	-	-	88.2	-44.98	360	198	H

PK-U - U-NII: Maximum Peak
ADR - U-NII AD primary method, RMS average

UL VERIFICATION SERVICES
47173 Benicia Street, Fremont, CA 94538; USA TEL:(510) 319-4000 FAX:(510) 661-0888
This report shall not be reproduced except in full, without the written approval of UL VERIFICATION SERVICES

MID CHANNEL

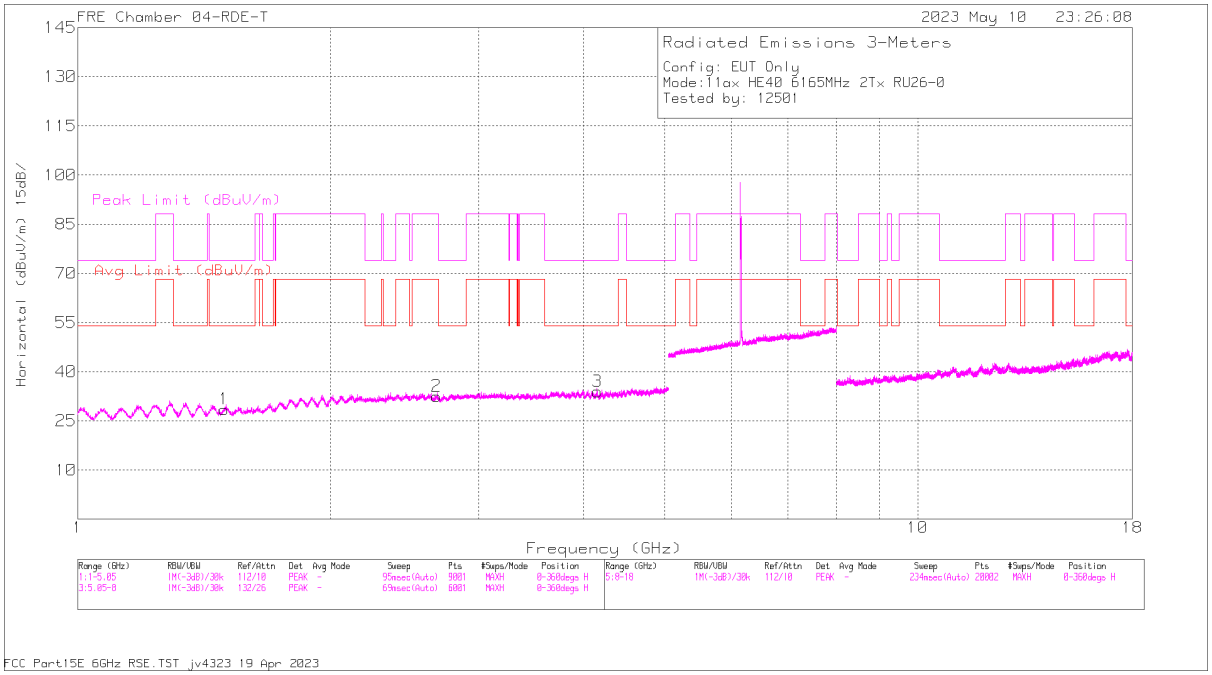

HORIZONTAL

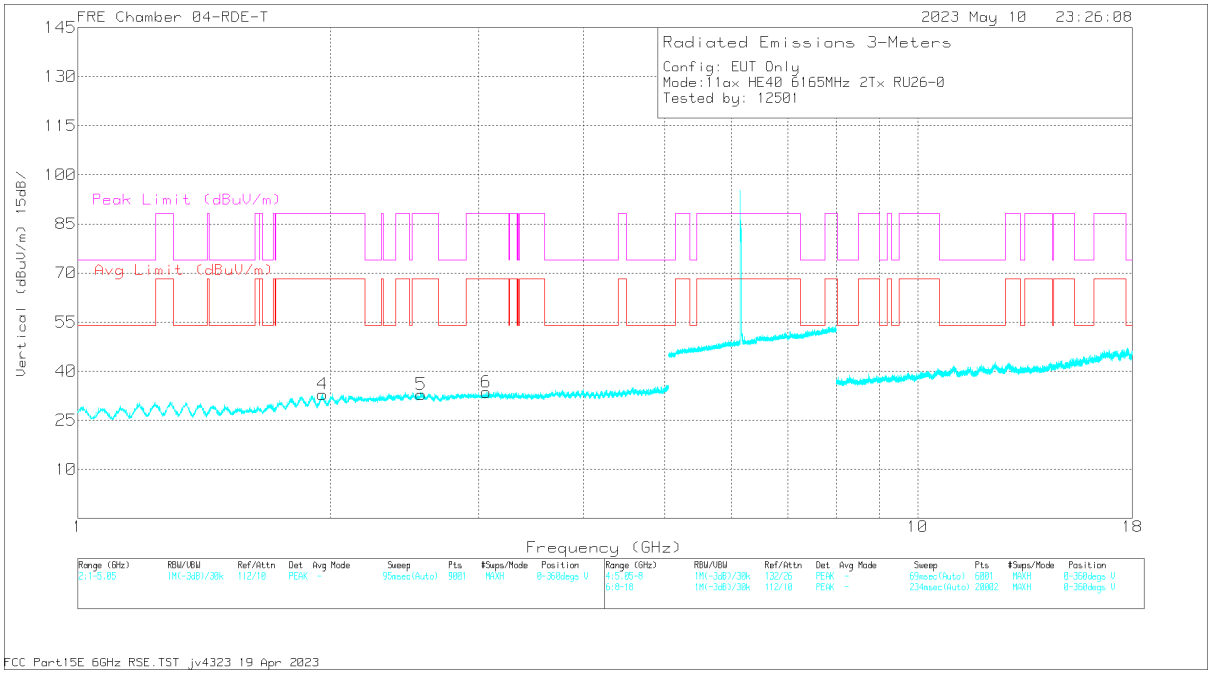

VERTICAL

UL VERIFICATION SERVICES
47173 Benicia Street, Fremont, CA 94538; USA TEL:(510) 319-4000 FAX:(510) 661-0888
This report shall not be reproduced except in full, without the written approval of UL VERIFICATION SERVICES

RADIATED EMISSIONS

Marker	Frequency (GHz)	Meter Reading (dBuV)	Det	226673 ACF (dB) 3mH	Gain/Loss (dB)	Corrected Reading (dBuV/m)	Avg Limit (dBuV/m)	Margin (dB)	Peak Limit (dBuV/m)	PK Margin (dB)	Azimuth (Degs)	Height (cm)	Polarity
1	1.493183	58.73	PK-U	27.7	-47.18	39.25	-	-	74	-34.75	0	198	H
	1.49428	46.82	ADR	27.7	-47.2	27.32	54	-26.68	-	-	0	198	H
2	2.675196	57.79	PK-U	32.2	-47.29	42.7	-	-	74	-31.3	0	198	H
	2.67355	46.23	ADR	32.2	-47.28	31.15	54	-22.85	-	-	0	198	H
3	4.154238	56.15	PK-U	33.4	-45.67	43.88	-	-	74	-30.12	0	101	H
	4.15394	44.4	ADR	33.4	-45.67	32.13	54	-21.87	-	-	0	101	H
4	1.95631	47.14	ADR	31.2	-47.3	31.04	68.2	-37.16	-	-	0	101	V
	1.95832	58.25	PK-U	31.2	-47.18	42.27	-	-	88.2	-45.93	0	101	V
5	2.56403	58.52	PK-U	32.2	-47.4	43.32	-	-	88.2	-44.88	0	200	V
	2.56417	46.78	ADR	32.2	-47.4	31.58	68.2	-36.62	-	-	0	200	V
6	3.06352	44.93	ADR	32.9	-46.36	31.47	68.2	-36.73	-	-	0	101	V
	3.0644	56.58	PK-U	32.9	-46.36	43.12	-	-	88.2	-45.08	0	101	V

PK-U - U-NII: Maximum Peak
ADR - U-NII AD primary method, RMS average

UL VERIFICATION SERVICES
47173 Benicia Street, Fremont, CA 94538; USA TEL:(510) 319-4000 FAX:(510) 661-0888
This report shall not be reproduced except in full, without the written approval of UL VERIFICATION SERVICES

HIGH CHANNEL

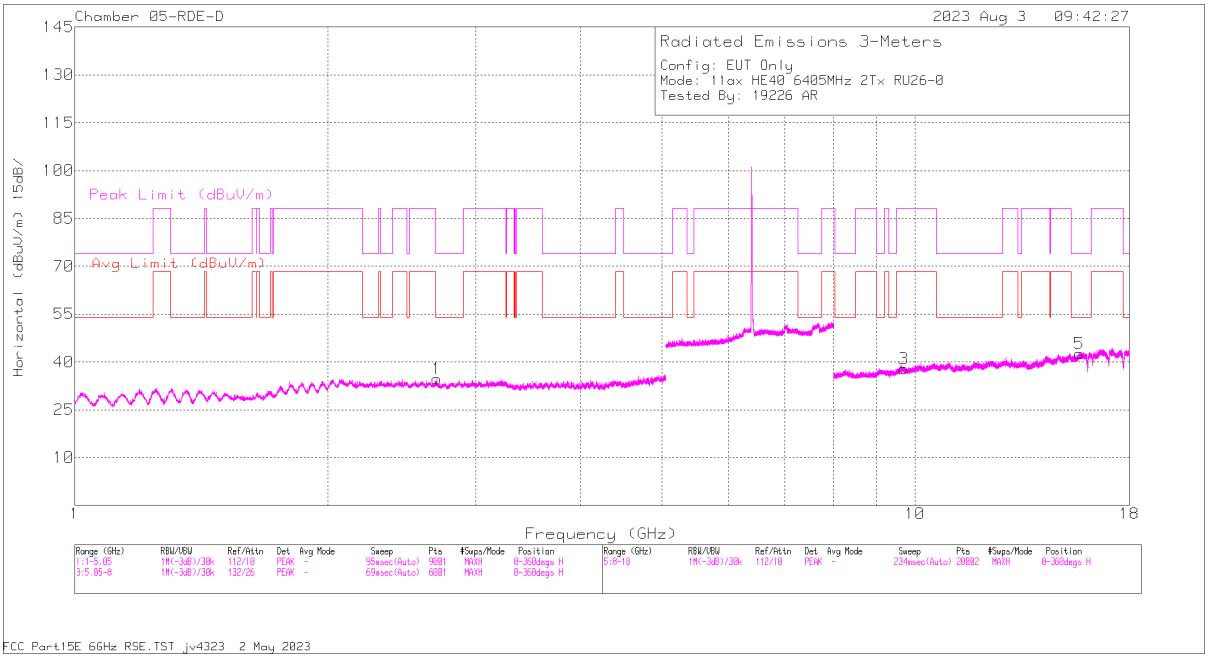

HORIZONTAL

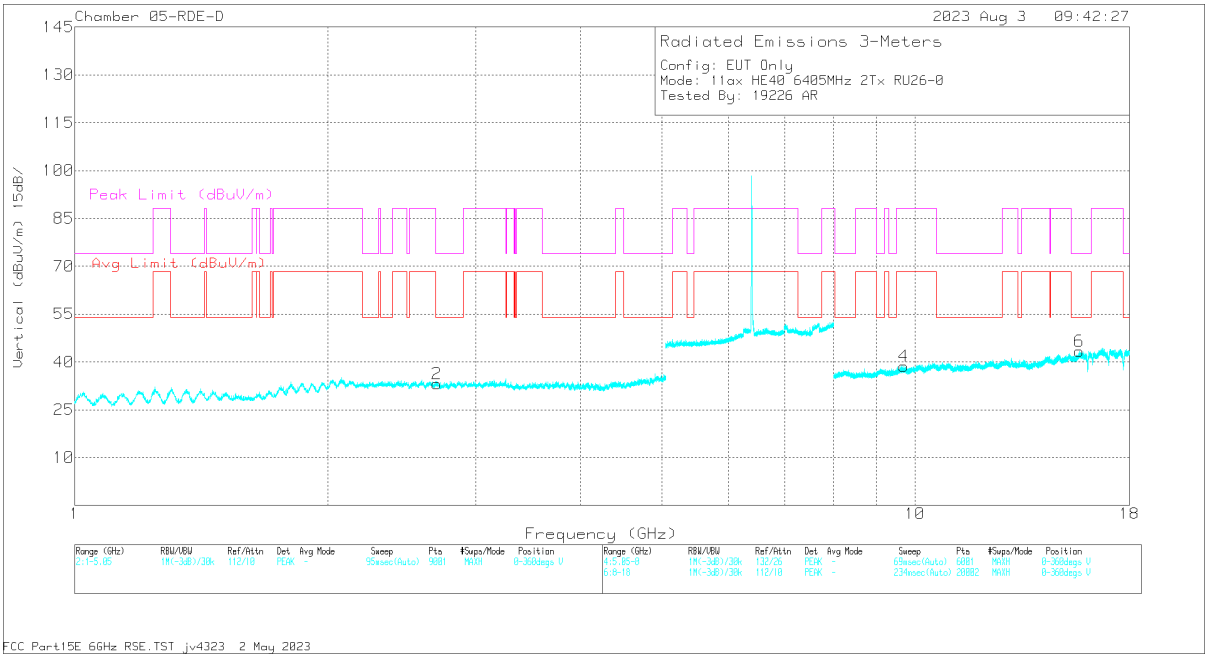

VERTICAL

UL VERIFICATION SERVICES
47173 Benicia Street, Fremont, CA 94538; USA TEL:(510) 319-4000 FAX:(510) 661-0888
This report shall not be reproduced except in full, without the written approval of UL VERIFICATION SERVICES

RADIATED EMISSIONS

Marker	Frequency (GHz)	Meter Reading (dBuV)	Det	230299 ACF (dB) 3mH	Gain/Loss (dB)	Corrected Reading (dBuV/m)	Avg Limit (dBuV/m)	Margin (dB)	Peak Limit (dBuV/m)	PK Margin (dB)	Azimuth (Degs)	Height (cm)	Polarity
2	2.69414	60.16	PK-U	32.5	-48.88	43.78	-	-	74	-30.22	64	393	V
	2.6958	48.59	ADR	32.5	-48.81	32.28	54	-21.72	-	-	64	393	V
1	2.69472	60.37	PK-U	32.5	-48.9	43.97	-	-	74	-30.03	184	105	H
	2.69576	48.54	ADR	32.5	-48.82	32.22	54	-21.78	-	-	184	105	H
4	9.70456	44.87	ADR	37	-45.65	36.22	68.2	-31.98	-	-	291	213	V
	9.70483	56.27	PK-U	37	-45.65	47.62	-	-	88.2	-40.58	291	213	V
3	9.70496	56.71	PK-U	37	-45.66	48.05	-	-	88.2	-40.15	100	395	H
	9.70501	45.15	ADR	37	-45.66	36.49	68.2	-31.71	-	-	100	395	H
5	15.6978	53.34	PK-U	40.8	-42.59	51.55	-	-	74	-22.45	197	225	H
	15.699	42	ADR	40.8	-42.6	40.2	54	-13.8	-	-	197	225	H
6	15.699	42.13	ADR	40.8	-42.6	40.33	54	-13.67	-	-	1	224	V
	15.6993	53.85	PK-U	40.8	-42.64	52.01	-	-	74	-21.99	1	223	V

PK-U - U-NII: Maximum Peak
ADR - U-NII AD primary method, RMS average

UL VERIFICATION SERVICES
47173 Benicia Street, Fremont, CA 94538; USA TEL:(510) 319-4000 FAX:(510) 661-0888
This report shall not be reproduced except in full, without the written approval of UL VERIFICATION SERVICES

1TX Antenna 6 MODE: SU Mode

BANDEDGE (LOW CHANNEL)

HORIZONTAL RESULT

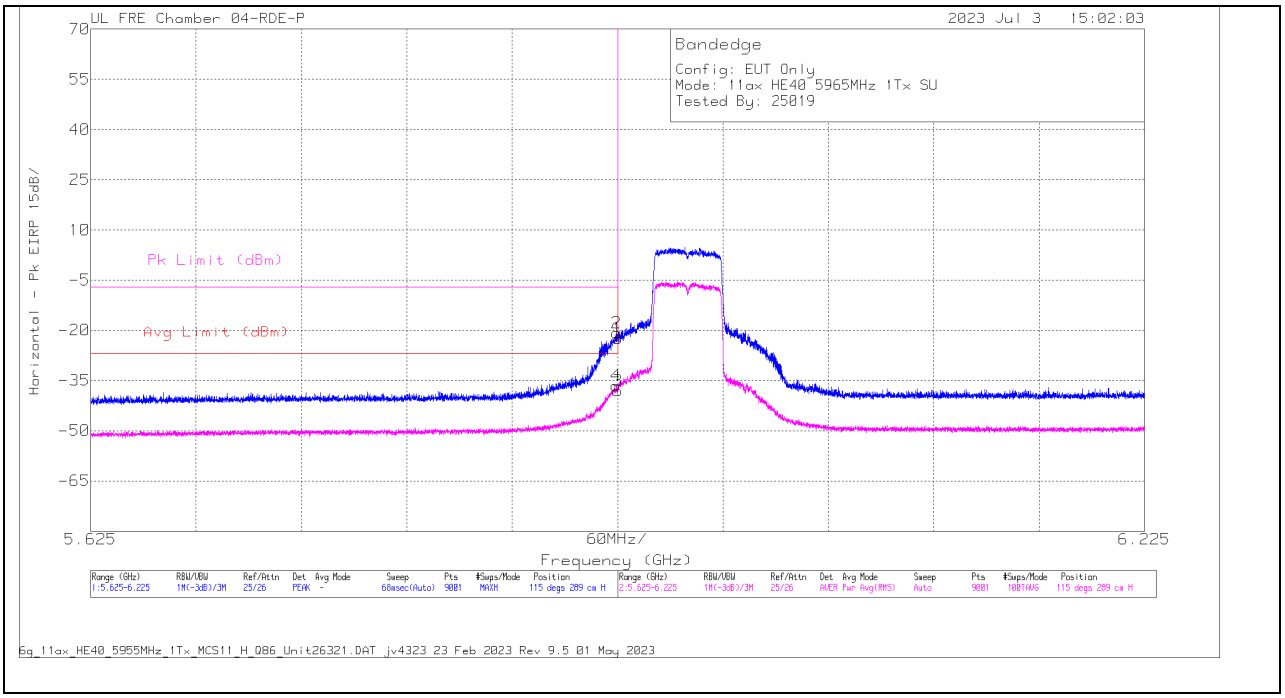

Marker	Frequency (GHz)	Meter Reading (dBm)	Det	222740 ACF(dB) - 3mH	Conversion Factor (dB)	DCCF (dB)	Gain/Loss (dB)	Corrected Reading EIRP	Avg Limit (dBm)	RMS Margin (dB)	Pk Limit (dBm)	PK Margin (dB)	Azimuth (Degs)	Height (cm)	Polarity
4	5.92407	-47.76	RMS	34.9	11.8	0.34	-36.27	-36.99	-27	-9.99	-	-	115	289	H
2	5.92447	-31.23	Pk	34.9	11.8	0	-36.27	-20.8	-	-	-7	-13.8	115	289	H
1	5.925	-32.84	Pk	34.9	11.8	0	-36.28	-22.42	-	-	-7	-15.42	115	289	H
3	5.925	-49.29	RMS	34.9	11.8	0.34	-36.28	-38.53	-27	-11.53	-	-	115	289	H

Pk - Peak detector
RMS - RMS detection

UL VERIFICATION SERVICES
47173 Benicia Street, Fremont, CA 94538; USA TEL:(510) 319-4000 FAX:(510) 661-0888
This report shall not be reproduced except in full, without the written approval of UL VERIFICATION SERVICES

VERTICAL RESULT

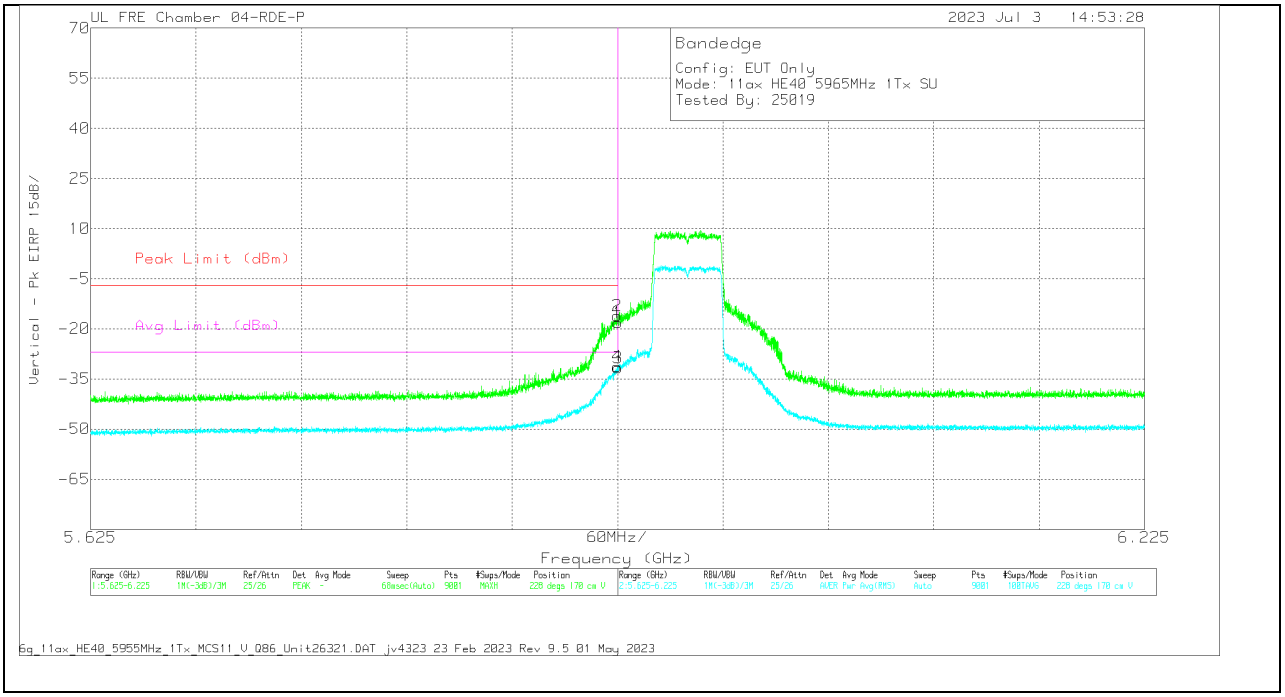

Marker	Frequency (GHz)	Meter Reading (dBm)	Det	222740 ACF(dB) - 3mH	Conversion Factor (dB)	DCCF (dB)	Gain/Loss (dB)	Corrected Reading EIRP	Peak Limit (dBm)	PK Margin (dB)	Avg Limit (dBm)	RMS Margin (dB)	Azimuth (Degs)	Height (cm)	Polarity
2	5.92474	-26.55	Pk	34.9	11.8	0	-36.28	-16.13	-7	-9.13	-	-	228	170	V
4	5.92487	-42.54	RMS	34.9	11.8	0.34	-36.28	-31.78	-	-	-27	-4.78	228	170	V
1	5.925	-28.62	Pk	34.9	11.8	0	-36.28	-18.2	-7	-11.2	-	-	228	170	V
3	5.925	-42.91	RMS	34.9	11.8	0.34	-36.28	-32.15	-	-	-27	-5.15	228	170	V

Pk - Peak detector
RMS - RMS detection

UL VERIFICATION SERVICES
47173 Benicia Street, Fremont, CA 94538; USA TEL:(510) 319-4000 FAX:(510) 661-0888
This report shall not be reproduced except in full, without the written approval of UL VERIFICATION SERVICES

1TX Antenna 5 MODE: SU Mode

BANDEDGE (LOW CHANNEL)

HORIZONTAL RESULT

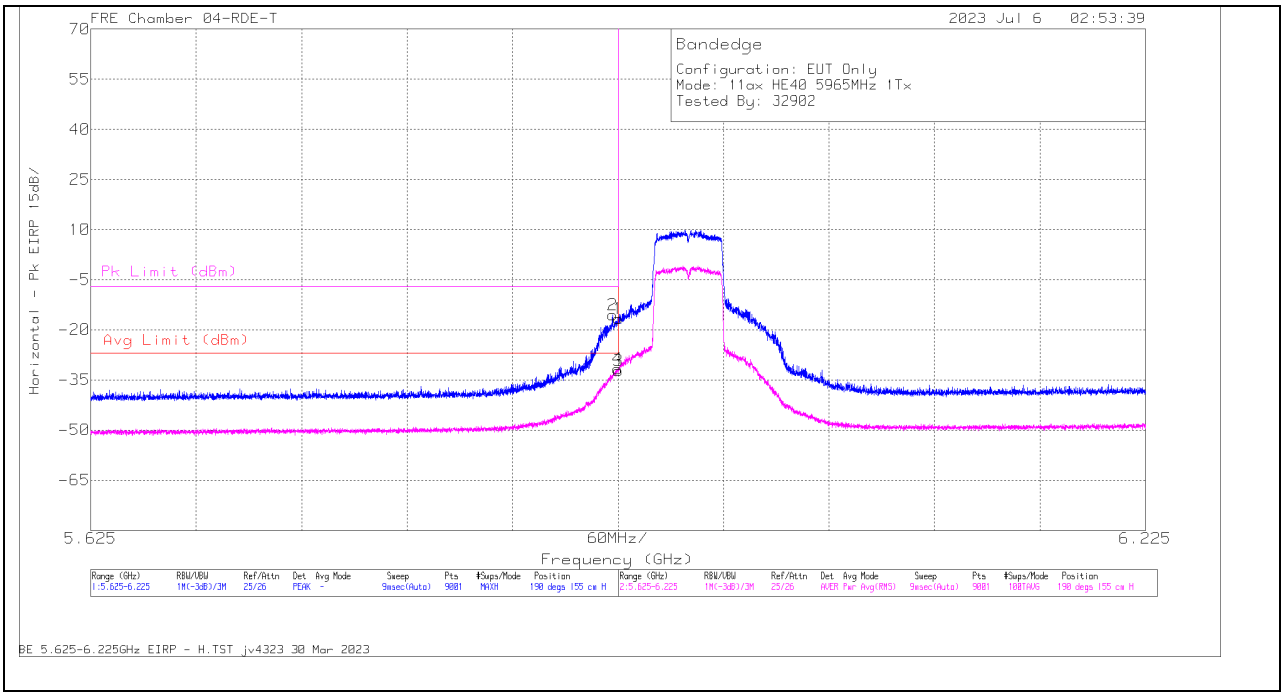

Marker	Frequency (GHz)	Meter Reading (dBm)	Det	226673 ACF (dB) 3mH	Conversion Factor (dB)	DCCF (dB)	Gain/Loss (dB)	Corrected Reading EIRP	Avg Limit (dBm)	RMS Margin (dB)	Pk Limit (dBm)	PK Margin (dB)	Azimuth (Degs)	Height (cm)	Polarity
2	5.9218	-28.22	Pk	35.1	11.8	0	-34.27	-15.59	-	-	-7	-8.59	190	155	H
4	5.92494	-44.68	RMS	35.1	11.8	0.34	-34.25	-31.69	-27	-4.69	-	-	190	155	H
1	5.925	-29.35	Pk	35.1	11.8	0	-34.25	-16.7	-	-	-7	-9.7	190	155	H
3	5.925	-45.29	RMS	35.1	11.8	0.34	-34.25	-32.3	-27	-5.3	-	-	190	155	H

Pk - Peak detector
RMS - RMS detection

UL VERIFICATION SERVICES
47173 Benicia Street, Fremont, CA 94538; USA TEL:(510) 319-4000 FAX:(510) 661-0888
This report shall not be reproduced except in full, without the written approval of UL VERIFICATION SERVICES

VERTICAL RESULT

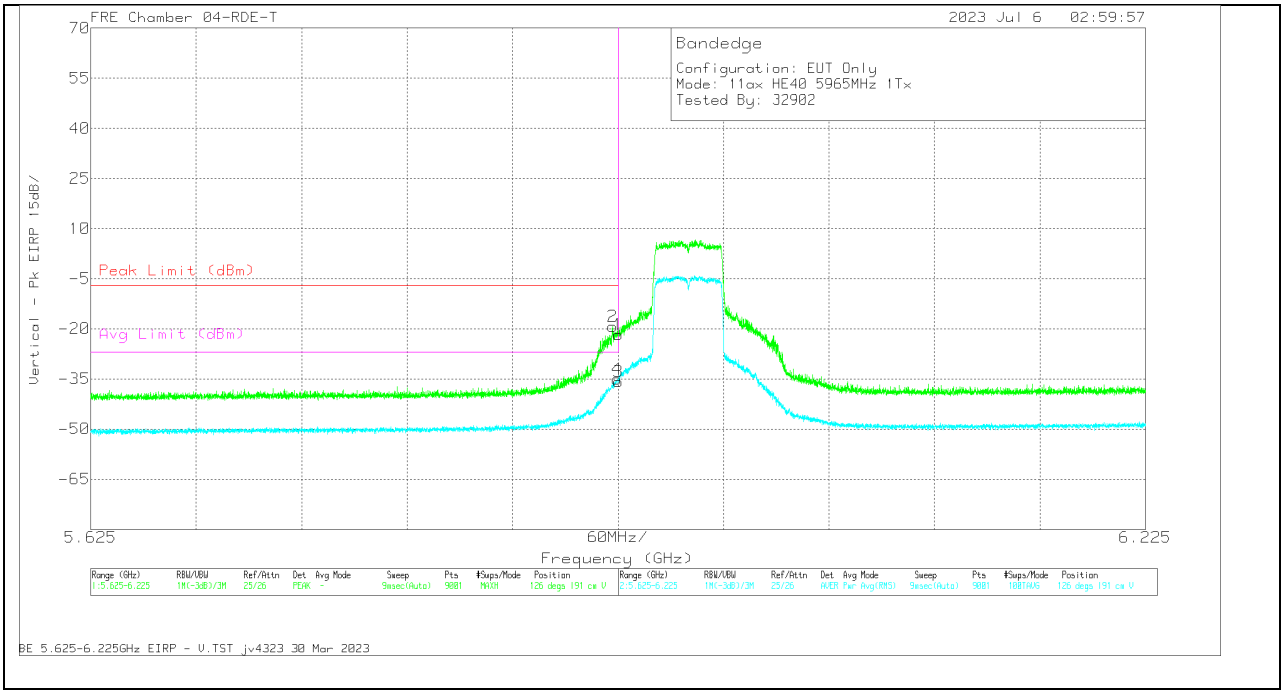

Marker	Frequency (GHz)	Meter Reading (dBm)	Det	226673 ACF (dB) 3mH	Conversion Factor (dB)	DCCF (dB)	Gain/Loss (dB)	Corrected Reading EIRP	Peak Limit (dBm)	PK Margin (dB)	Avg Limit (dBm)	RMS Margin (dB)	Azimuth (Degs)	Height (cm)	Polarity
2	5.92187	-31.97	Pk	35.1	11.8	0	-34.27	-19.34	-7	-12.34	-	-	126	191	V
4	5.9246	-48.09	RMS	35.1	11.8	0.34	-34.26	-35.11	-	-	-27	-8.11	126	191	V
1	5.925	-34.41	Pk	35.1	11.8	0	-34.25	-21.76	-7	-14.76	-	-	126	191	V
3	5.925	-48.74	RMS	35.1	11.8	0.34	-34.25	-35.75	-	-	-27	-8.75	126	191	V

Pk - Peak detector
RMS - RMS detection

UL VERIFICATION SERVICES
47173 Benicia Street, Fremont, CA 94538; USA TEL:(510) 319-4000 FAX:(510) 661-0888
This report shall not be reproduced except in full, without the written approval of UL VERIFICATION SERVICES

2TX Antenna 6 + Antenna 5 OFDMA MODE: SU Mode

BANDEDGE (LOW CHANNEL)

HORIZONTAL RESULT

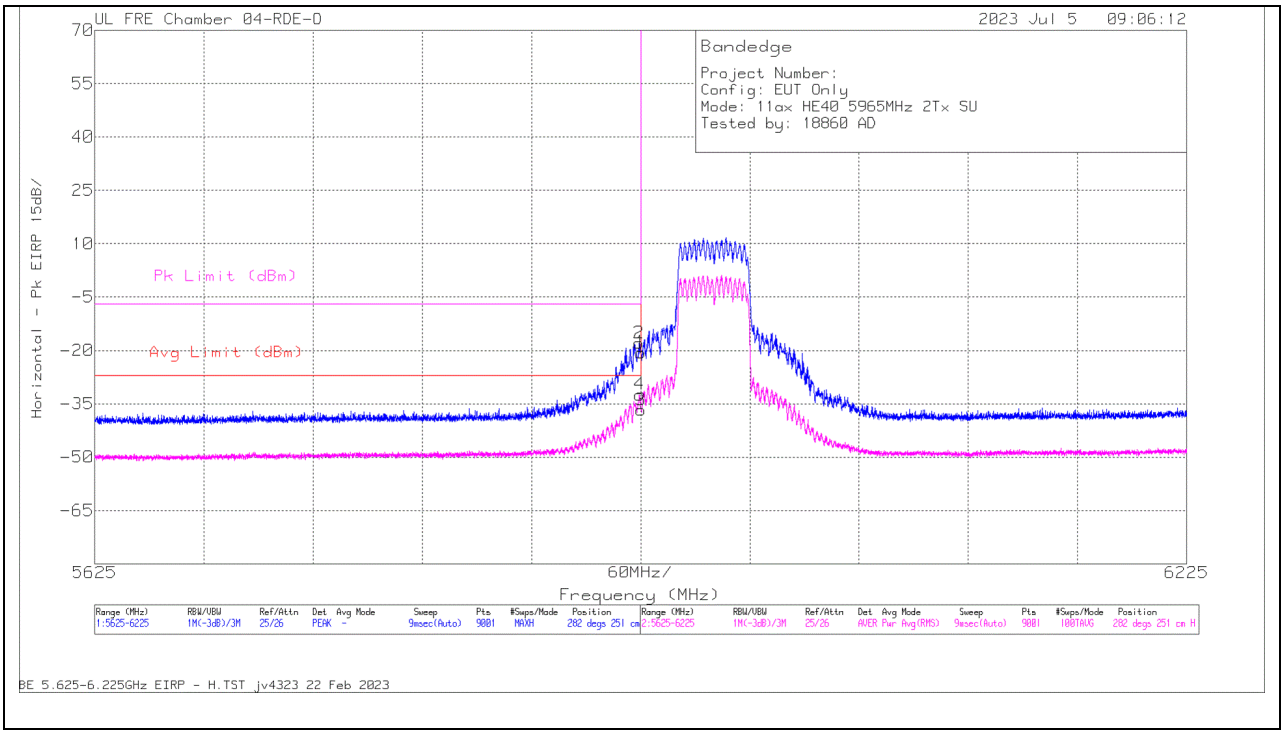

Trace Markers

Marker	Frequency (MHz)	Meter Reading (dBm)	Det	80404_ACF(dB) - 3mH	Conversion Factor (dB)	DCCF (dB)	Gain/Loss (dB)	Corrected Reading EIRP	Avg Limit (dBm)	RMS Margin (dB)	Pk Limit (dBm)	PK Margin (dB)	Azimuth (Degs)	Height (cm)	Polarity
2	5924.135	-30.77	Pk	35.1	11.8	0	-34.07	-17.94	-	-	-7	-10.94	282	251	H
4	5924.335	-45.6	RMS	35.1	11.8	.34	-34.07	-32.43	-27	-5.43	-	-	282	251	H
1	5925	-33.41	Pk	35.1	11.8	0	-34.06	-20.57	-	-	-7	-13.57	282	251	H
3	5925	-49.93	RMS	35.1	11.8	.34	-34.06	-36.75	-27	-9.75	-	-	282	251	H

Pk - Peak detector
RMS - RMS detection

UL VERIFICATION SERVICES
47173 Benicia Street, Fremont, CA 94538; USA TEL:(510) 319-4000 FAX:(510) 661-0888
This report shall not be reproduced except in full, without the written approval of UL VERIFICATION SERVICES

VERTICAL RESULT

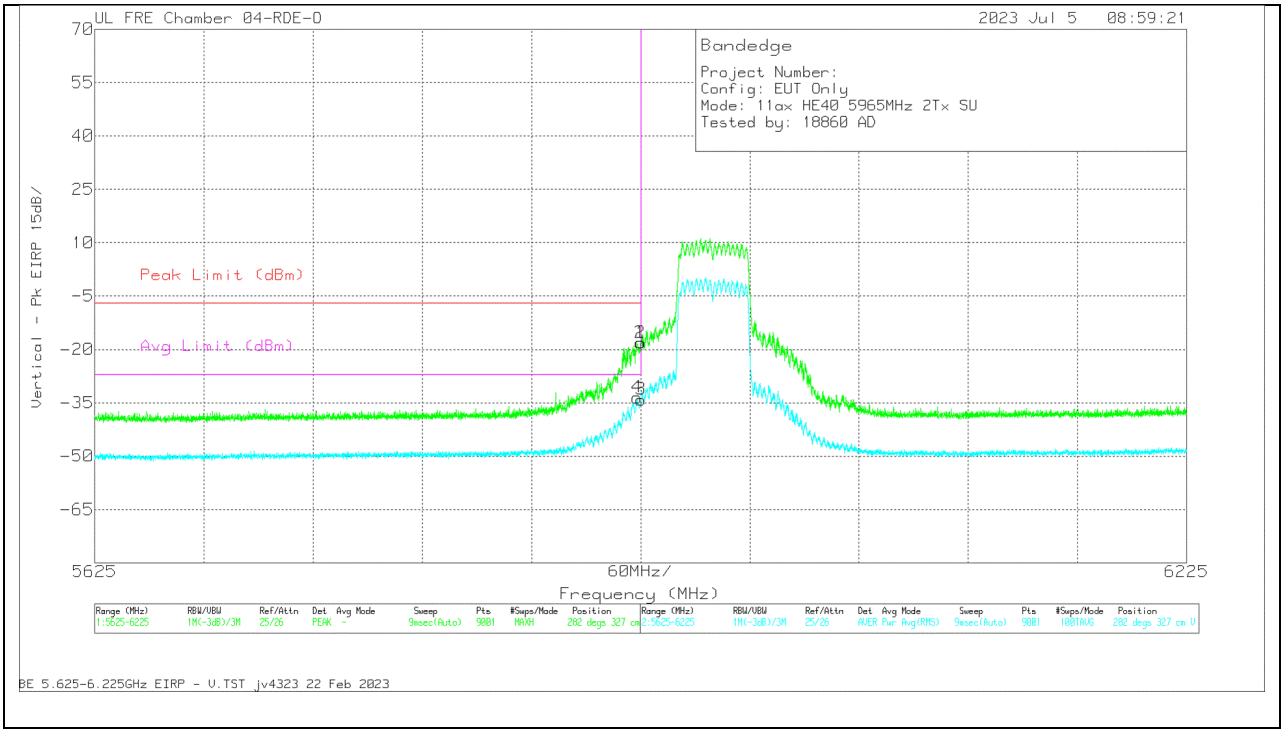

Trace Markers

Marker	Frequency (MHz)	Meter Reading (dBm)	Det	80404_ACF(dB) - 3mH	Conversion Factor (dB)	DCCF (dB)	Gain/Loss (dB)	Corrected Reading EIRP	Peak Limit (dBm)	PK Margin (dB)	Avg Limit (dBm)	RMS Margin (dB)	Azimuth (Degs)	Height (cm)	Polarity
4	5922.935	-46.69	RMS	35.1	11.8	.34	-34.07	-33.52	-	-	-27	-6.52	282	327	V
2	5924.802	-30.95	Pk	35.1	11.8	0	-34.06	-18.11	-7	-11.11	-	-	282	327	V
1	5925	-30.93	Pk	35.1	11.8	0	-34.06	-18.09	-7	-11.09	-	-	282	327	V
3	5925	-47.27	RMS	35.1	11.8	.34	-34.06	-34.09	-	-	-27	-7.09	282	327	V

Pk - Peak detector
RMS - RMS detection

UL VERIFICATION SERVICES
47173 Benicia Street, Fremont, CA 94538; USA TEL:(510) 319-4000 FAX:(510) 661-0888
This report shall not be reproduced except in full, without the written approval of UL VERIFICATION SERVICES

HARMONICS AND SPURIOUS EMISSIONS

LOW CHANNEL

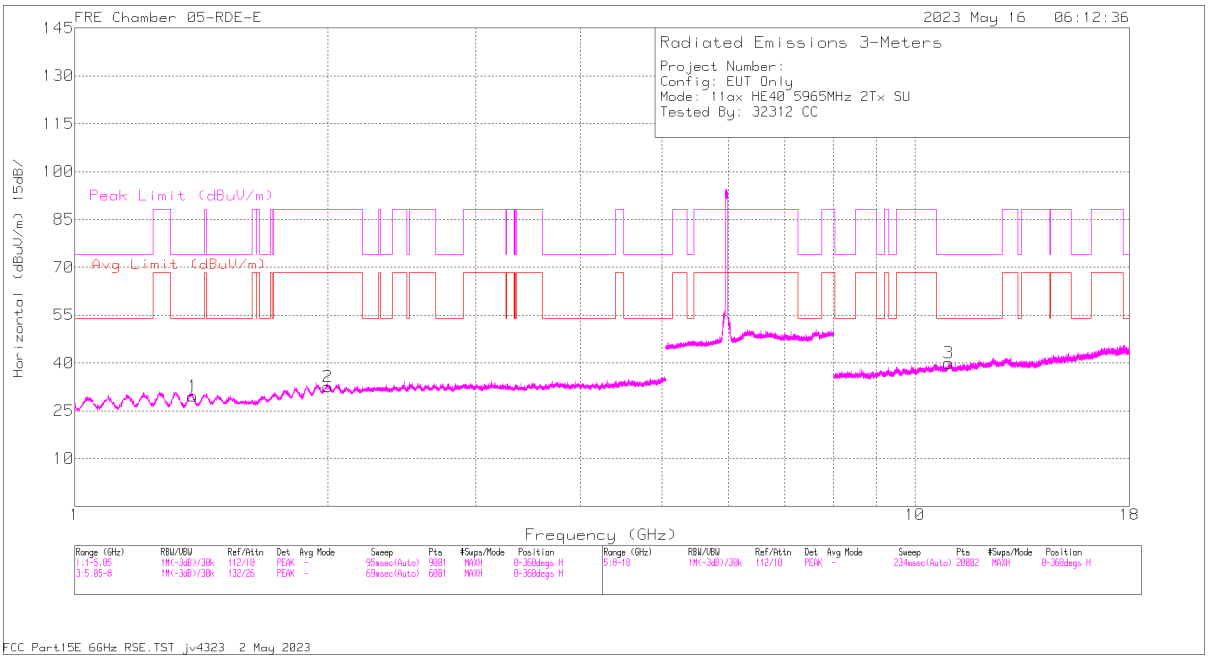

HORIZONTAL

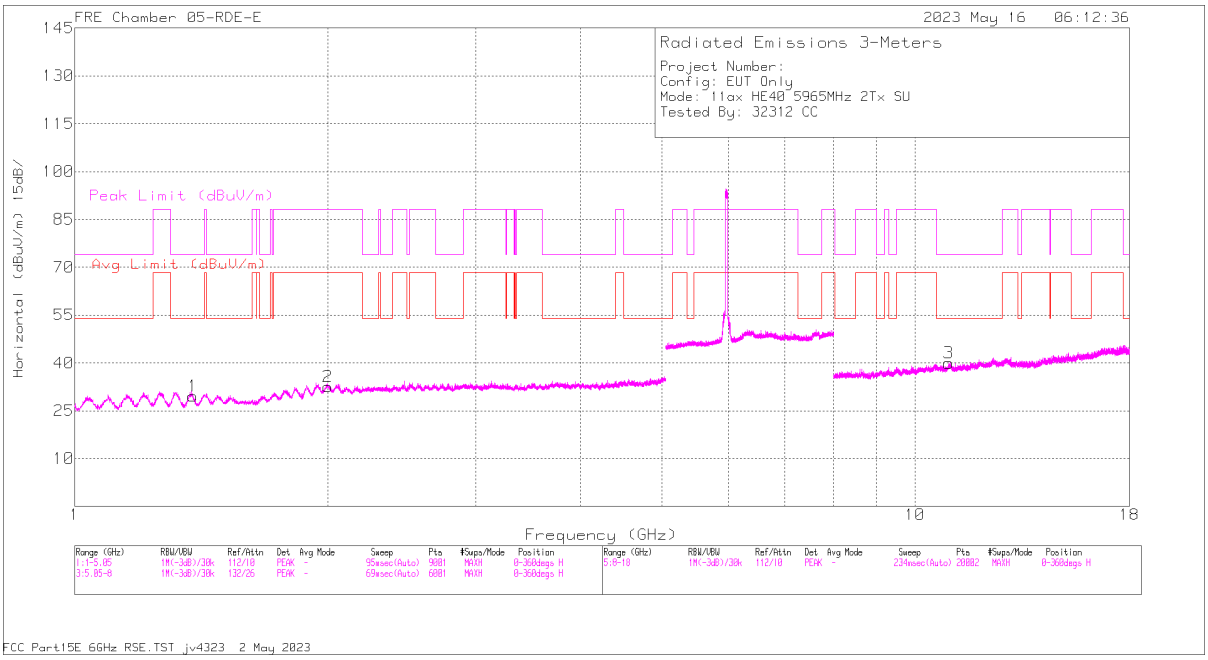

VERTICAL

UL VERIFICATION SERVICES
47173 Benicia Street, Fremont, CA 94538; USA TEL:(510) 319-4000 FAX:(510) 661-0888
This report shall not be reproduced except in full, without the written approval of UL VERIFICATION SERVICES

RADIATED EMISSIONS

Marker	Frequency (GHz)	Meter Reading (dBuV)	Det	226671 ACF (dB) 3mH	DCCF (dB)	Gain/Loss (dB)	Corrected Reading (dBuV/m)	Avg Limit (dBuV/m)	Margin (dB)	Peak Limit (dBuV/m)	PK Margin (dB)	Azimuth (Degs)	Height (cm)	Polarity
4	1.37564	50.29	ADR	28.7	0	-50.01	28.98	54	-25.02	-	-	360	200	V
	1.37826	61.63	PK-U	28.7	0	-50.04	40.29	-	-	74	-33.71	360	200	V
1	1.38077	50.33	ADR	28.7	0	-50.12	28.91	54	-25.09	-	-	360	200	H
	1.38223	61.44	PK-U	28.7	0	-50.15	39.99	-	-	74	-34.01	360	200	H
2	2.00095	62.36	PK-U	31.6	0	-50.49	43.47	-	-	88.2	-44.73	360	200	H
	2.00156	50.76	ADR	31.6	0	-50.48	31.88	68.2	-36.32	-		360	200	H
5	2.00516	62.26	PK-U	31.6	0	-50.4	43.46	-		88.2	-44.74	360	200	V
	2.00597	50.34	ADR	31.6	0	-50.41	31.53	68.2	-36.67	-		360	200	V
3	10.9647	43.77	ADR	37.9	0	-44.23	37.44	54	-16.56	-	-	360	200	H
	10.9653	55.16	PK-U	37.9	0	-44.22	48.84	-	-	74	-25.16	360	200	H
6	10.9861	43.63	ADR	37.9	0	-44.15	37.38	54	-16.62	-	-	360	200	V
	10.9883	54.97	PK-U	37.9	0	-44.13	48.74	-	-	74	-25.26	360	200	V

PK-U - U-NII: Maximum Peak
ADR - U-NII AD primary method, RMS average

UL VERIFICATION SERVICES
47173 Benicia Street, Fremont, CA 94538; USA TEL:(510) 319-4000 FAX:(510) 661-0888
This report shall not be reproduced except in full, without the written approval of UL VERIFICATION SERVICES

MID CHANNEL

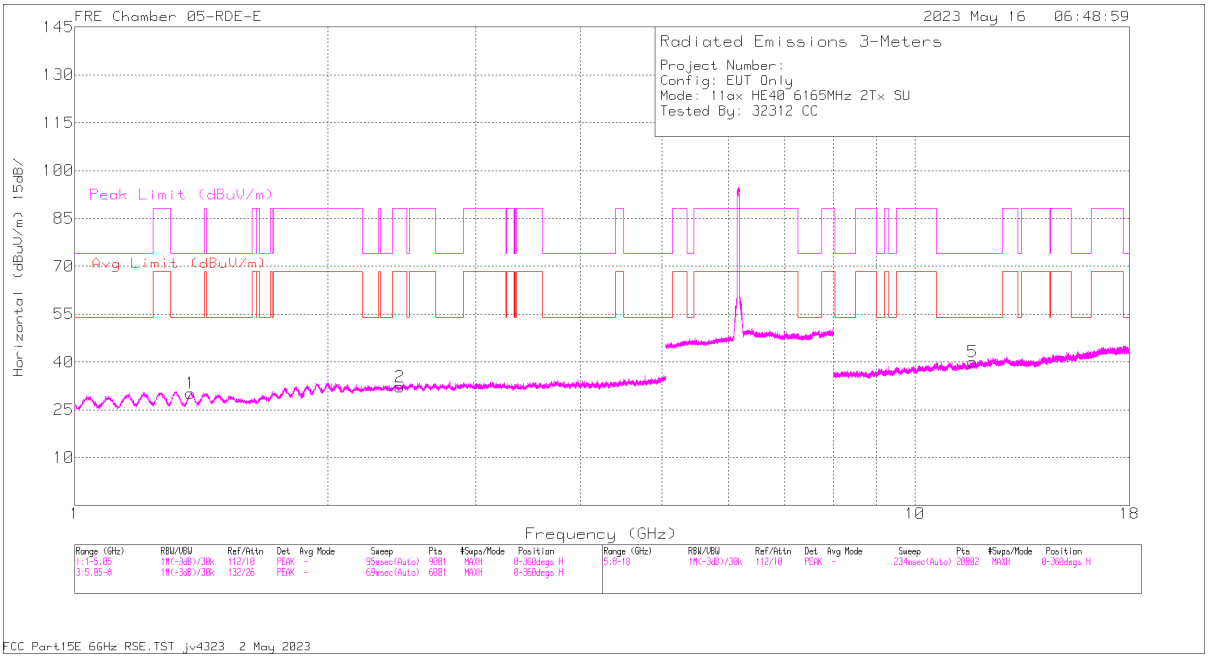

HORIZONTAL

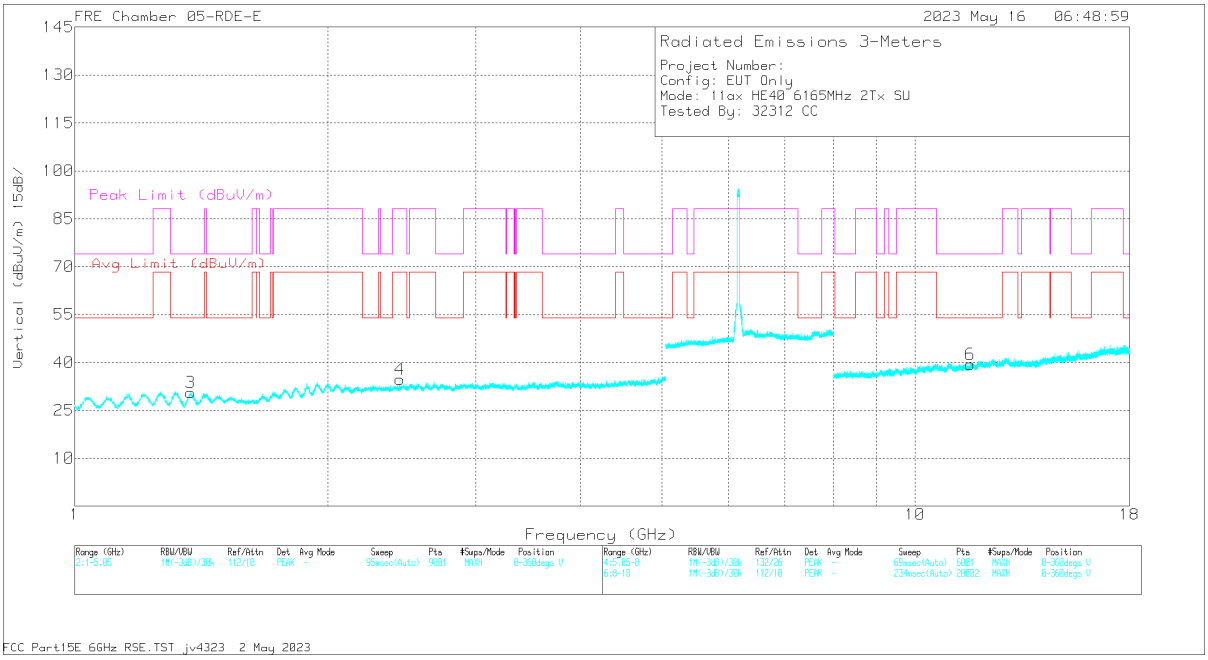

VERTICAL

UL VERIFICATION SERVICES
47173 Benicia Street, Fremont, CA 94538; USA TEL:(510) 319-4000 FAX:(510) 661-0888
This report shall not be reproduced except in full, without the written approval of UL VERIFICATION SERVICES

RADIATED EMISSIONS

Marker	Frequency (GHz)	Meter Reading (dBuV)	Det	226671 ACF (dB) 3mH	DCCF (dB)	Gain/Loss (dB)	Corrected Reading (dBuV/m)	Avg Limit (dBuV/m)	Margin (dB)	Peak Limit (dBuV/m)	PK Margin (dB)	Azimuth (Degs)	Height (cm)	Polarity
3	1.37295	49.99	ADR	28.7	0	-50.1	28.59	54	-25.41	-	-	360	101	V
	1.37329	61.42	PK-U	28.7	0	-50.09	40.03	-	-	74	-33.97	360	101	V
1	1.37344	61.81	PK-U	28.7	0	-50.08	40.43	-	-	74	-33.57	360	200	H
	1.37353	50.42	ADR	28.7	0	-50.08	29.04	54	-24.96	-	-	360	200	H
2	2.43847	60.31	PK-U	32.1	0	-50.19	42.22	-	-	88.2	-45.98	360	101	H
	2.43831	48.93	ADR	32.1	0	-50.19	30.84	68.2	-37.36	-	-	360	101	H
4	2.43985	60.57	PK-U	32.1	0	-50.23	42.44	-	-	88.2	-45.76	360	200	V
	2.43845	48.71	ADR	32.1	0	-50.19	30.62	68.2	-37.58	-	-	360	200	V
6	11.6403	43.46	ADR	38.2	0	-43.76	37.9	54	-16.1	-	-	360	200	V
	11.6416	55.42	PK-U	38.2	0	-43.75	49.87	-	-	74	-24.13	360	200	V
5	11.7127	43.06	ADR	38.3	0	-43.6	37.76	54	-16.24	-	-	360	200	H
	11.7137	55.2	PK-U	38.3	0	-43.59	49.91	-	-	74	-24.09	360	200	H

PK-U - U-NII: Maximum Peak
ADR - U-NII AD primary method, RMS average

UL VERIFICATION SERVICES
47173 Benicia Street, Fremont, CA 94538; USA TEL:(510) 319-4000 FAX:(510) 661-0888
This report shall not be reproduced except in full, without the written approval of UL VERIFICATION SERVICES

HIGH CHANNEL

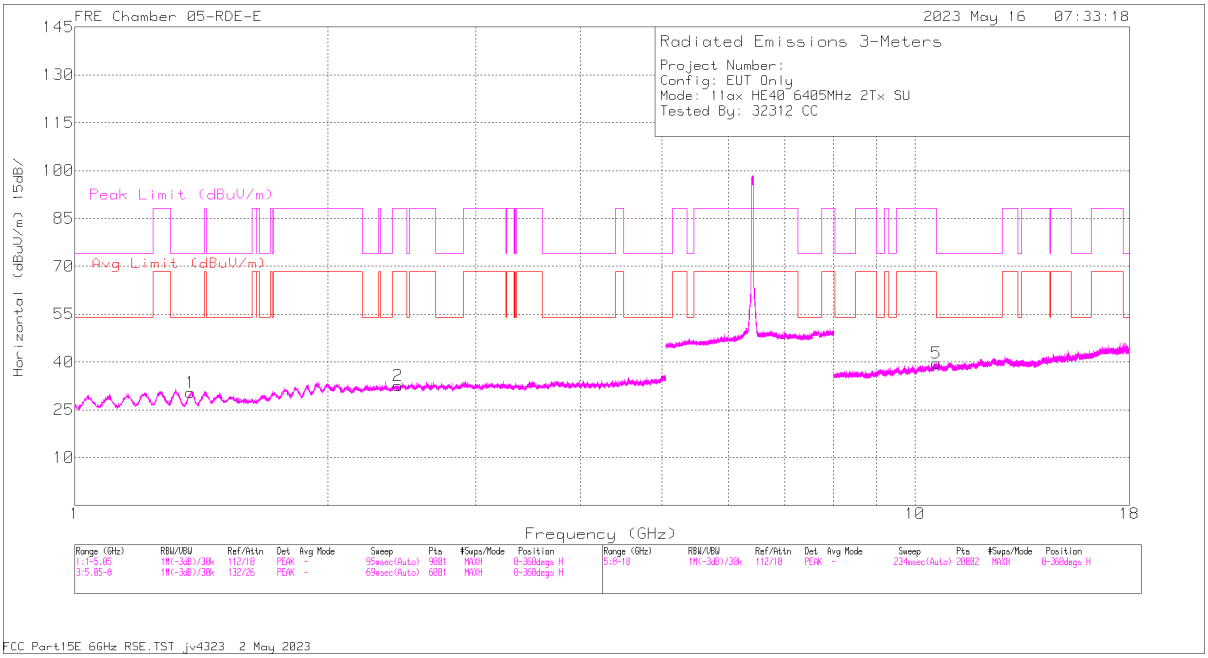

HORIZONTAL

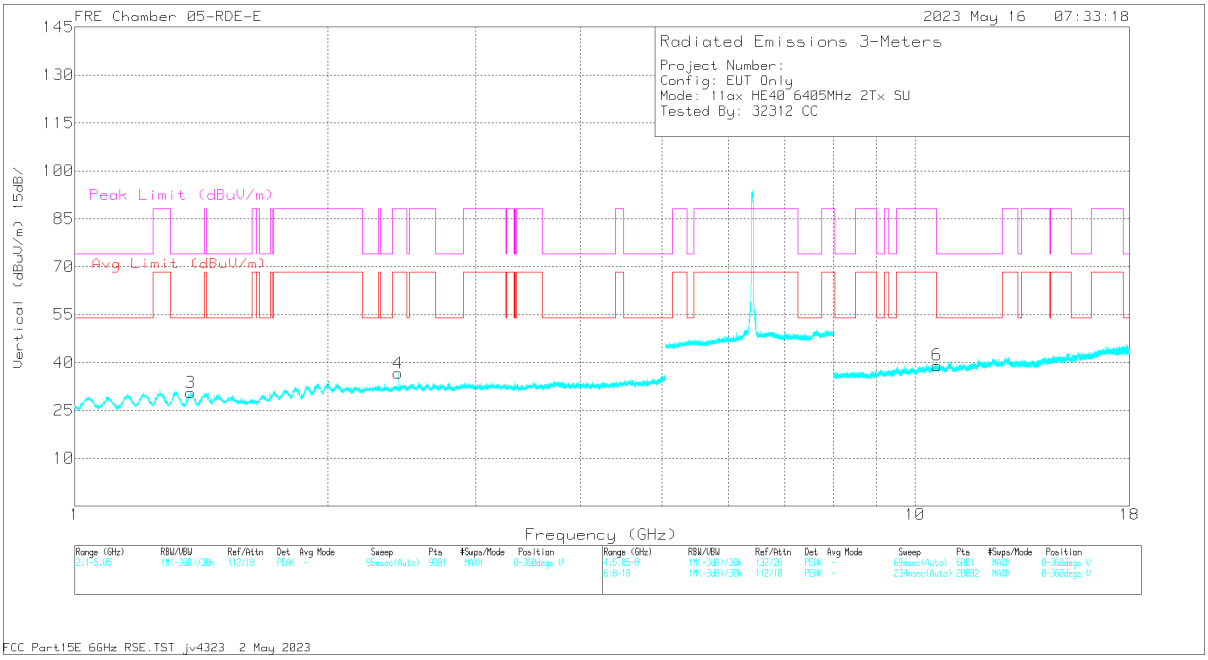

VERTICAL

UL VERIFICATION SERVICES
47173 Benicia Street, Fremont, CA 94538; USA TEL:(510) 319-4000 FAX:(510) 661-0888
This report shall not be reproduced except in full, without the written approval of UL VERIFICATION SERVICES

RADIATED EMISSIONS

Marker	Frequency (GHz)	Meter Reading (dBuV)	Det	226671 ACF (dB) 3mH	DCCF (dB)	Gain/Loss (dB)	Corrected Reading (dBuV/m)	Avg Limit (dBuV/m)	Margin (dB)	Peak Limit (dBuV/m)	PK Margin (dB)	Azimuth (Degs)	Height (cm)	Polarity
3	1.37255	61.78	PK-U	28.7	0	-50.11	40.37	-	-	74	-33.63	360	200	V
	1.37351	50.2	ADR	28.7	0	-50.08	28.82	54	-25.18	-	-	360	200	V
1	1.37407	62.01	PK-U	28.7	0	-50.06	40.65	-	-	74	-33.35	360	200	H
	1.37413	50.3	ADR	28.7	0	-50.05	28.95	54	-25.05	-	-	360	200	H
4	2.42511	60.63	PK-U	32.1	0	-50.25	42.48	-	-	88.2	-45.72	360	200	V
	2.42421	48.88	ADR	32	0	-50.21	30.67	68.2	-37.53	-	-	360	200	V
2	2.42715	60.76	PK-U	32.1	0	-50.2	42.66	-	-	88.2	-45.54	360	101	H
	2.42509	48.66	ADR	32.1	0	-50.25	30.51	68.2	-37.69	-	-	360	101	H
5	10.6096	55.94	PK-U	37.8	0	-44.96	48.78	-	-	74	-25.22	360	200	H
	10.6102	44.47	ADR	37.8	0	-44.96	37.31	54	-16.69	-	-	360	200	H
6	10.6304	44.14	ADR	37.8	0	-44.76	37.18	54	-16.82	-	-	360	101	V
	10.6324	55.72	PK-U	37.8	0	-44.79	48.73	-	-	74	-25.27	360	101	V

PK-U - U-NII: Maximum Peak
ADR - U-NII AD primary method, RMS average

UL VERIFICATION SERVICES
47173 Benicia Street, Fremont, CA 94538; USA TEL:(510) 319-4000 FAX:(510) 661-0888
This report shall not be reproduced except in full, without the written approval of UL VERIFICATION SERVICES

1.1.3. TX ABOVE 1 GHz 802.11ax HE80 MODE IN THE UNII-5 BAND

1TX Antenna 6 MODE: 26-Tones, RU Index 0

BANDEDGE (LOW CHANNEL)

HORIZONTAL RESULT

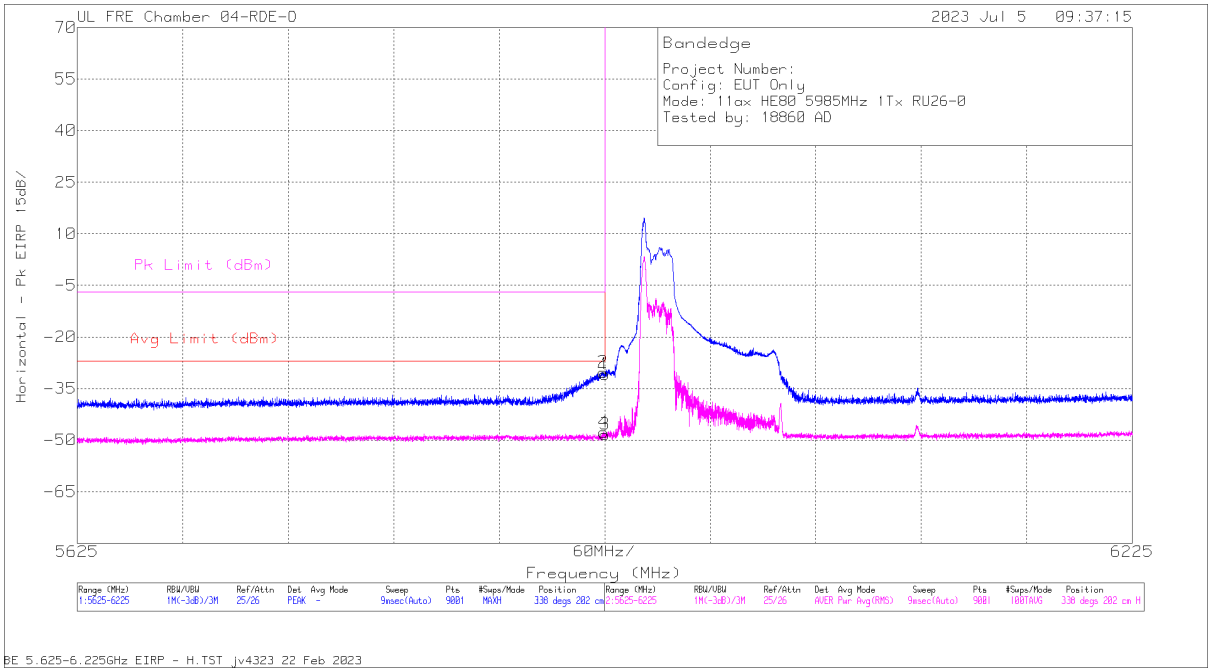

Marker	Frequency (MHz)	Meter Reading (dBm)	Det	80404_ACF(dB) - 3mH	Conversion Factor (dB)	DCCF (dB)	Gain/Loss (dB)	Corrected Reading EIRP	Avg Limit (dBm)	RMS Margin (dB)	Pk Limit (dBm)	PK Margin (dB)	Azimuth (Degs)	Height (cm)	Polarity
2	5924.068	-43.09	Pk	35.1	11.8	0	-34.07	-30.26	-	-	-7	-23.26	338	202	H
4	5924.468	-61.08	RMS	35.1	11.8	.51	-34.07	-47.74	-27	-20.74	-	-	338	202	H
1	5925	-43.63	Pk	35.1	11.8	0	-34.06	-30.79	-	-	-7	-23.79	338	202	H
3	5925	-61.69	RMS	35.1	11.8	.51	-34.06	-48.34	-27	-21.34	-	-	338	202	H

Pk - Peak detector
RMS - RMS detection

UL VERIFICATION SERVICES
47173 Benicia Street, Fremont, CA 94538; USA TEL:(510) 319-4000 FAX:(510) 661-0888
This report shall not be reproduced except in full, without the written approval of UL VERIFICATION SERVICES

VERTICAL RESULT

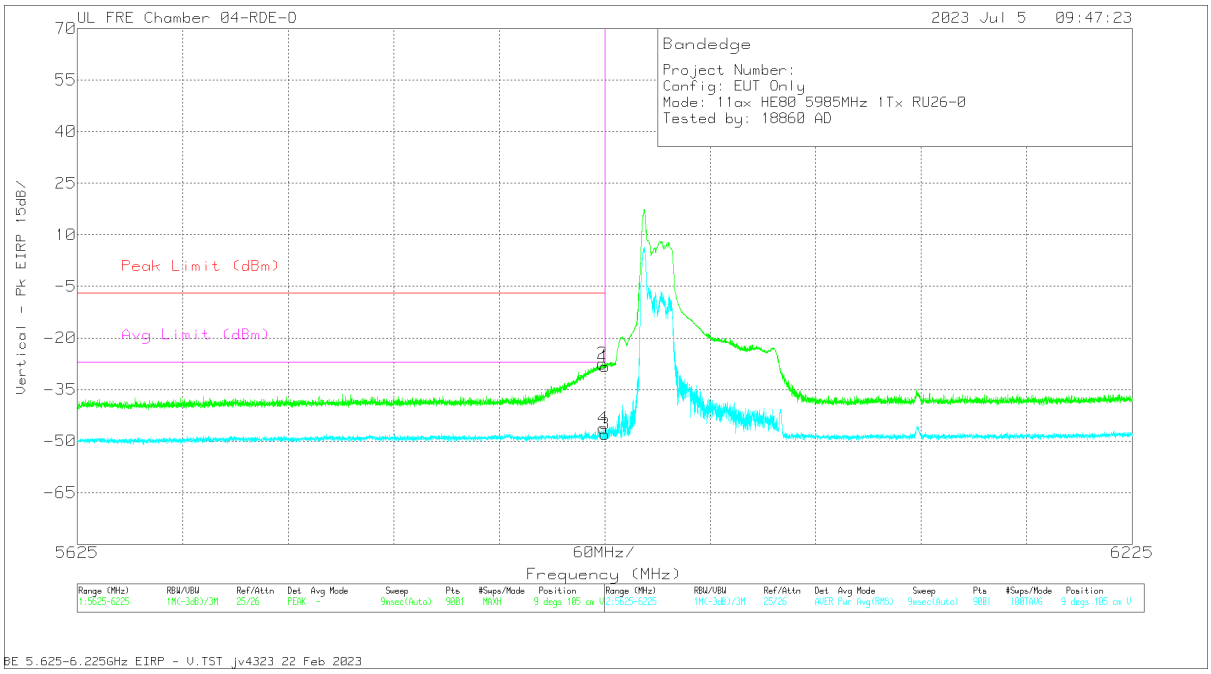

Marker	Frequency (MHz)	Meter Reading (dBm)	Det	80404_ACF(dB) - 3mH	Conversion Factor (dB)	DCCF (dB)	Gain/Loss (dB)	Corrected Reading EIRP	Peak Limit (dBm)	PK Margin (dB)	Avg Limit (dBm)	RMS Margin (dB)	Azimuth (Degs)	Height (cm)	Polarity
2	5923.735	-40.31	Pk	35.1	11.8	0	-34.07	-27.48	-7	-20.48	-	-	9	105	V
4	5924.068	-59.61	RMS	35.1	11.8	.51	-34.07	-46.27	-	-	-27	-19.27	9	105	V
1	5925	-41.15	Pk	35.1	11.8	0	-34.06	-28.31	-7	-21.31	-	-	9	105	V
3	5925	-61.31	RMS	35.1	11.8	.51	-34.06	-47.96	-	-	-27	-20.96	9	105	V

Pk - Peak detector
RMS - RMS detection

UL VERIFICATION SERVICES
47173 Benicia Street, Fremont, CA 94538; USA TEL:(510) 319-4000 FAX:(510) 661-0888
This report shall not be reproduced except in full, without the written approval of UL VERIFICATION SERVICES

1TX Antenna 5 MODE: 26-Tones, RU Index 0

BANDEDGE (LOW CHANNEL)

HORIZONTAL RESULT

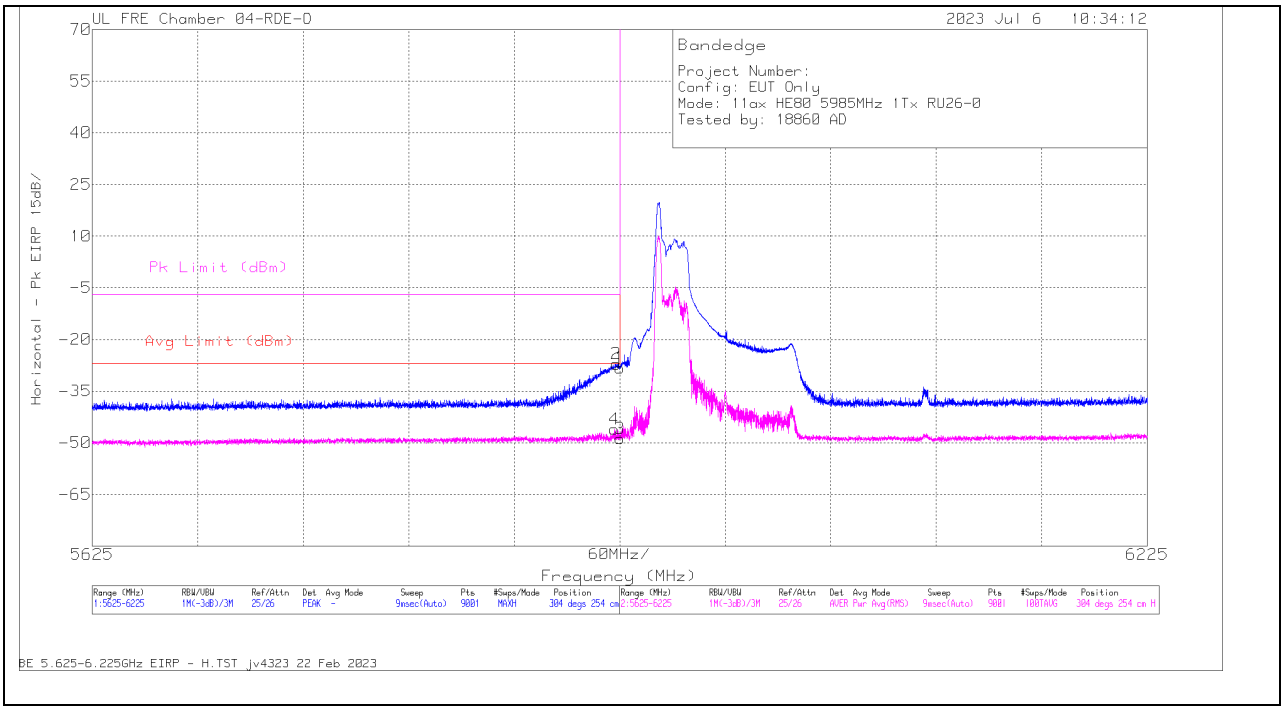

Marker	Frequency (MHz)	Meter Reading (dBm)	Det	80404_ACF(dB) - 3mH	Conversion Factor (dB)	DCCF (dB)	Gain/Loss (dB)	Corrected Reading EIRP	Avg Limit (dBm)	RMS Margin (dB)	Pk Limit (dBm)	PK Margin (dB)	Azimuth (Degs)	Height (cm)	Polarity
4	5921.801	-59.3	RMS	35	11.8	.51	-34.08	-46.07	-27	-19.07	-	-	304	254	H
2	5923.068	-39.92	Pk	35.1	11.8	0	-34.07	-27.09	-	-	-7	-20.09	304	254	H
1	5925	-41.13	Pk	35.1	11.8	0	-34.06	-28.29	-	-	-7	-21.29	304	254	H
3	5925	-62.15	RMS	35.1	11.8	.51	-34.06	-48.8	-27	-21.8	-	-	304	254	H

Pk - Peak detector
RMS - RMS detection

UL VERIFICATION SERVICES
47173 Benicia Street, Fremont, CA 94538; USA TEL:(510) 319-4000 FAX:(510) 661-0888
This report shall not be reproduced except in full, without the written approval of UL VERIFICATION SERVICES

VERTICAL RESULT

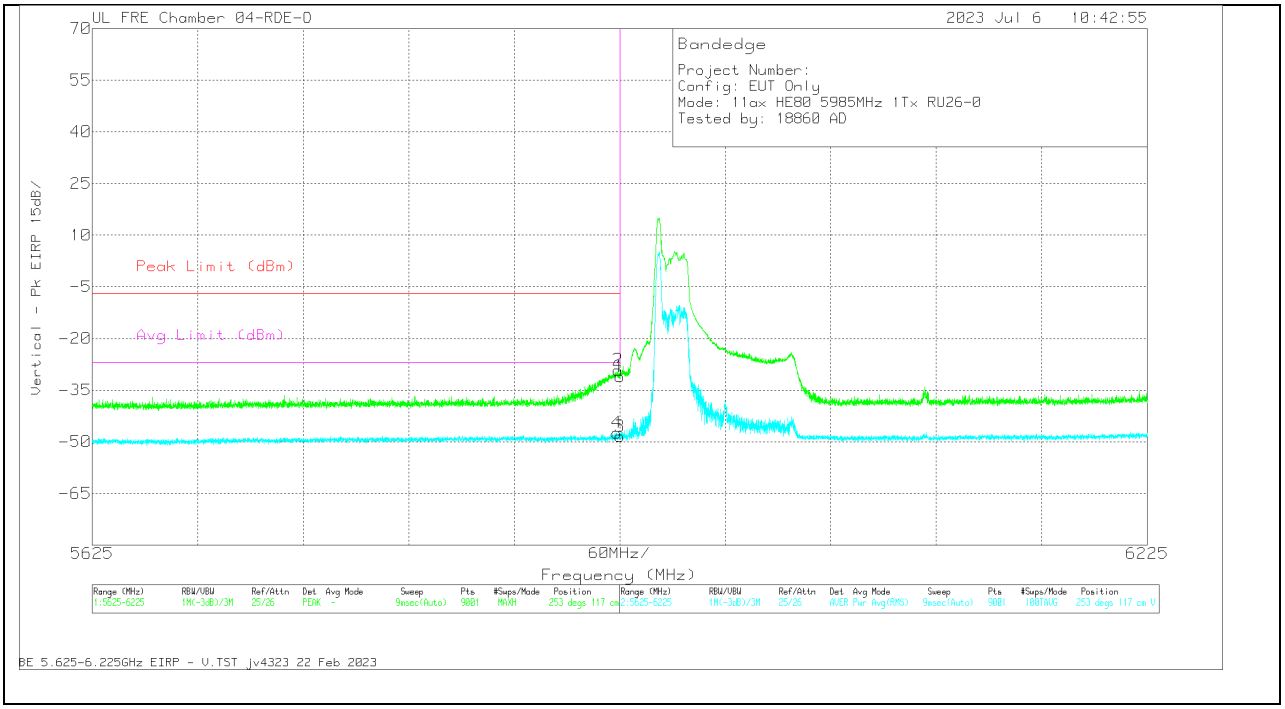

Marker	Frequency (MHz)	Meter Reading (dBm)	Det	80404_ACF(dB) - 3mH	Conversion Factor (dB)	DCCF (dB)	Gain/Loss (dB)	Corrected Reading EIRP	Peak Limit (dBm)	PK Margin (dB)	Avg Limit (dBm)	RMS Margin (dB)	Azimuth (Degs)	Height (cm)	Polarity
4	5923.335	-60.74	RMS	35.1	11.8	.51	-34.07	-47.4	-	-	-27	-20.4	253	117	V
2	5924.135	-42.04	Pk	35.1	11.8	0	-34.07	-29.21	-7	-22.21	-	-	253	117	V
1	5925	-43.91	Pk	35.1	11.8	0	-34.06	-31.07	-7	-24.07	-	-	253	117	V
3	5925	-61.77	RMS	35.1	11.8	.51	-34.06	-48.42	-	-	-27	-21.42	253	117	V

Pk - Peak detector
RMS - RMS detection

UL VERIFICATION SERVICES
47173 Benicia Street, Fremont, CA 94538; USA TEL:(510) 319-4000 FAX:(510) 661-0888
This report shall not be reproduced except in full, without the written approval of UL VERIFICATION SERVICES

2TX Antenna 6 + Antenna 5 OFDMA MODE: 26-Tones, RU Index 0

BANDEDGE (LOW CHANNEL)

HORIZONTAL RESULT

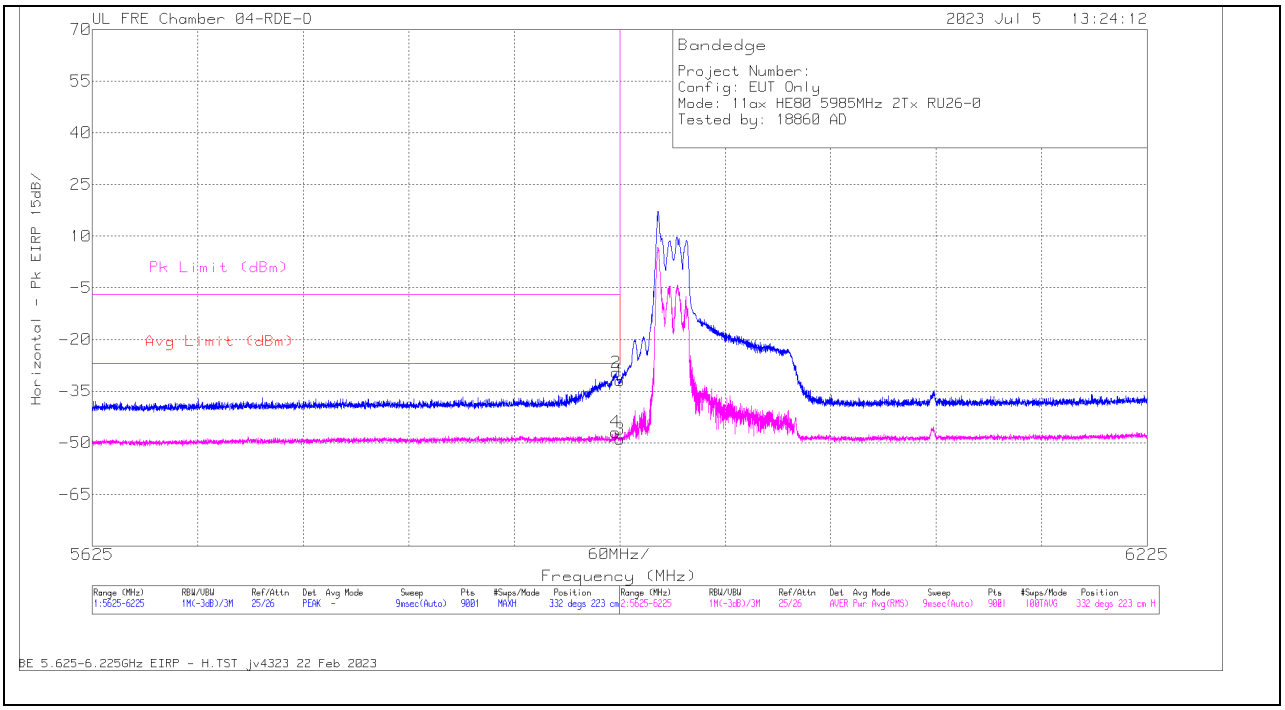

Trace Markers

Marker	Frequency (MHz)	Meter Reading (dBm)	Det	80404_ACF(dB) - 3mH	Conversion Factor (dB)	DCCF (dB)	Gain/Loss (dB)	Corrected Reading EIRP	Avg Limit (dBm)	RMS Margin (dB)	Pk Limit (dBm)	PK Margin (dB)	Azimuth (Degs)	Height (cm)	Polarity
4	5922.535	-60.14	RMS	35	11.8	.51	-34.07	-46.9	-27	-19.9	-	-	332	223	H
2	5922.868	-42.46	Pk	35.1	11.8	0	-34.07	-29.63	-	-	-7	-22.63	332	223	H
1	5925	-44.86	Pk	35.1	11.8	0	-34.06	-32.02	-	-	-7	-25.02	332	223	H
3	5925	-62.32	RMS	35.1	11.8	.51	-34.06	-48.97	-27	-21.97	-	-	332	223	H

Pk - Peak detector
RMS - RMS detection

UL VERIFICATION SERVICES
47173 Benicia Street, Fremont, CA 94538; USA TEL:(510) 319-4000 FAX:(510) 661-0888
This report shall not be reproduced except in full, without the written approval of UL VERIFICATION SERVICES

VERTICAL RESULT

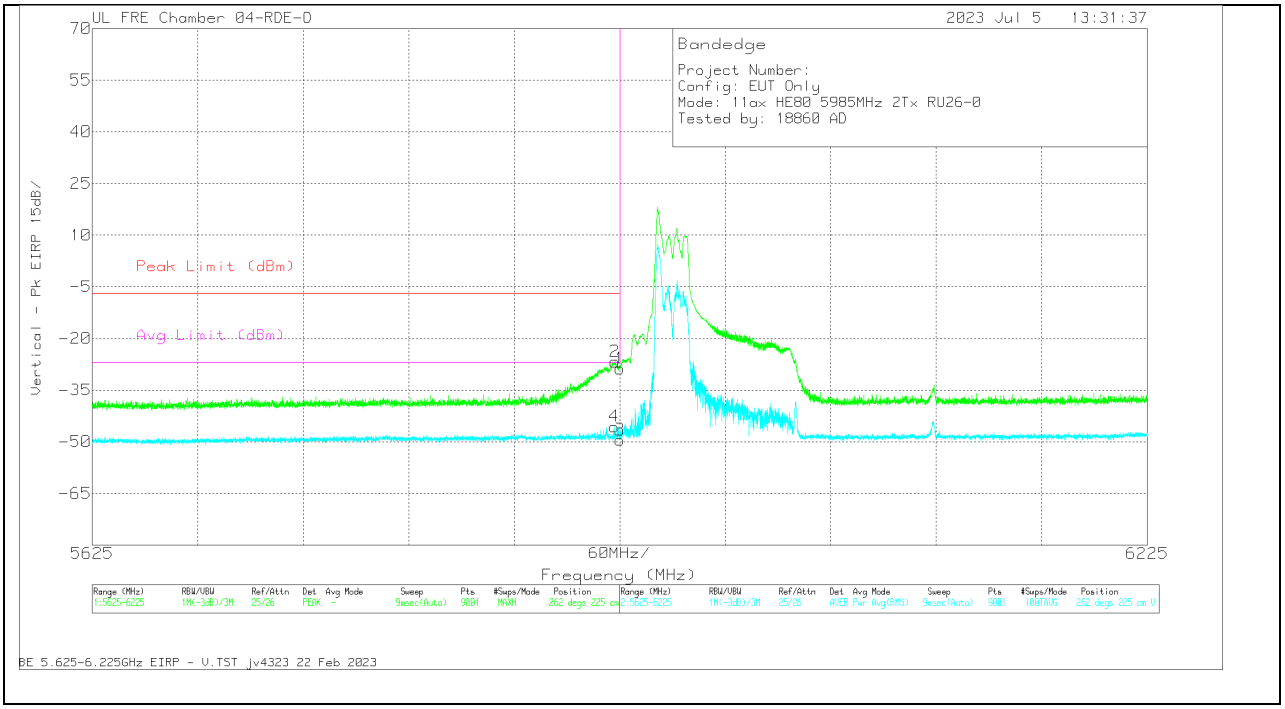

Trace Markers

Marker	Frequency (MHz)	Meter Reading (dBm)	Det	80404_ACF(dB) - 3mH	Conversion Factor (dB)	DCCF (dB)	Gain/Loss (dB)	Corrected Reading EIRP	Peak Limit (dBm)	PK Margin (dB)	Avg Limit (dBm)	RMS Margin (dB)	Azimuth (Degs)	Height (cm)	Polarity
4	5921.868	-58.81	RMS	35	11.8	.51	-34.08	-45.58	-	-	-27	-18.58	262	225	V
2	5922.401	-39.46	Pk	35	11.8	0	-34.08	-26.74	-7	-19.74	-	-	262	225	V
1	5925	-41.57	Pk	35.1	11.8	0	-34.06	-28.73	-7	-21.73	-	-	262	225	V
3	5925	-62.8	RMS	35.1	11.8	.51	-34.06	-49.45	-	-	-27	-22.45	262	225	V

Pk - Peak detector
RMS - RMS detection

UL VERIFICATION SERVICES
47173 Benicia Street, Fremont, CA 94538; USA TEL:(510) 319-4000 FAX:(510) 661-0888
This report shall not be reproduced except in full, without the written approval of UL VERIFICATION SERVICES

HARMONICS AND SPURIOUS EMISSIONS

LOW CHANNEL

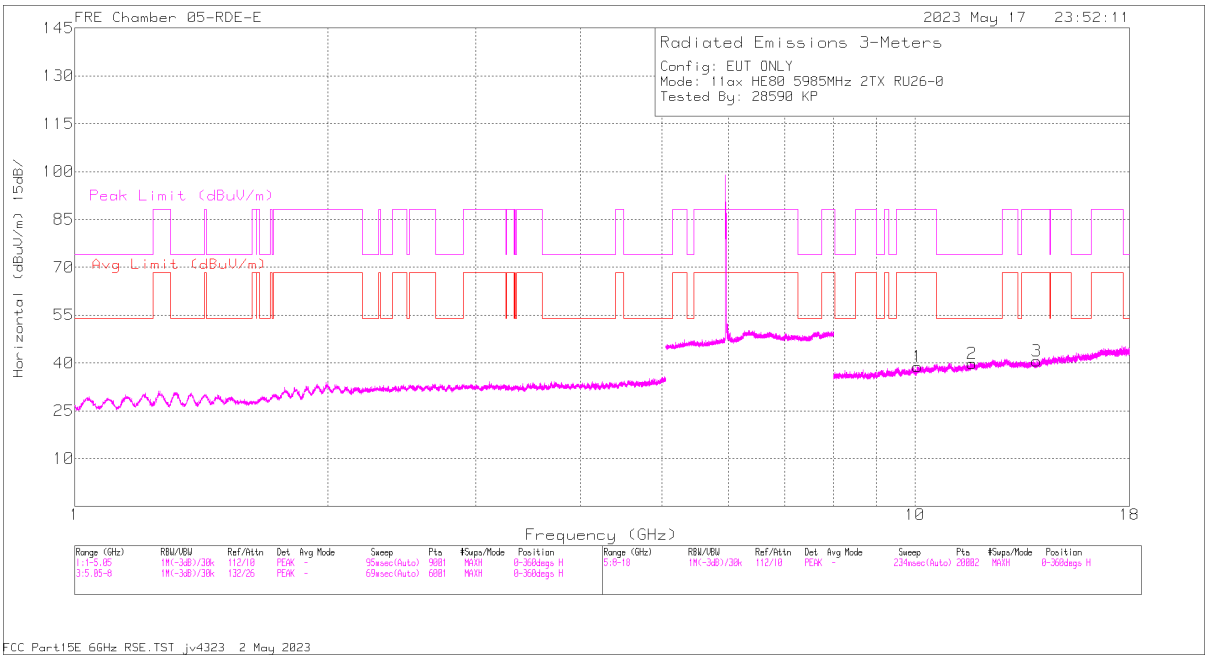

HORIZONTAL

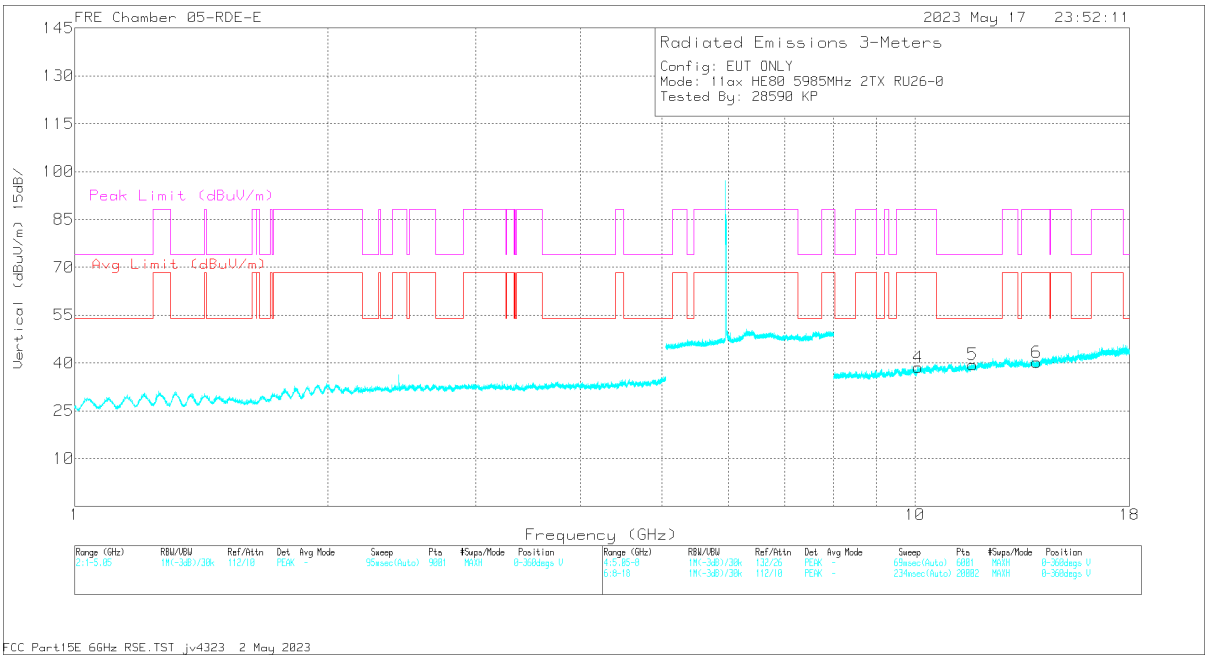

VERTICAL

UL VERIFICATION SERVICES
47173 Benicia Street, Fremont, CA 94538; USA TEL:(510) 319-4000 FAX:(510) 661-0888
This report shall not be reproduced except in full, without the written approval of UL VERIFICATION SERVICES

RADIATED EMISSIONS

Marker	Frequency (GHz)	Meter Reading (dBuV)	Det	226671 ACF (dB) 3mH	DCCF (dB)	Gain/Loss (dB)	Corrected Reading (dBuV/m)	Avg Limit (dBuV/m)	Margin (dB)	Peak Limit (dBuV/m)	PK Margin (dB)	Azimuth (Degs)	Height (cm)	Polarity
2	11.6914	55.16	PK-U	38.3	0	-43.48	49.98	-	-	74	-24.02	3	200	H
	11.692	43.26	ADR	38.3	0	-43.46	38.1	54	-15.9	-	-	3	200	H
5	11.7146	55.09	PK-U	38.3	0	-43.59	49.8	-	-	74	-24.2	3	200	V
	11.7141	43.1	ADR	38.3	0	-43.58	37.82	54	-16.18	-	-	3	200	V
1	10.0655	57.68	PK-U	37.3	0	-47.32	47.66	-	-	88.2	-40.54	3	101	H
	10.0656	46.32	ADR	37.3	0	-47.32	36.3	68.2	-31.9	-	-	3	101	H
4	10.0916	46.4	ADR	37.3	0	-47.03	36.67	68.2	-31.53	-	-	3	101	V
	10.0929	57.96	PK-U	37.3	0	-47.05	48.21	-	-	88.2	-39.99	3	101	V
3	13.9612	44.05	ADR	38.7	0	-44.71	38.04	68.2	-30.16	-	-	3	200	H
	13.962	56.89	PK-U	38.7	0	-44.71	50.88	-	-	88.2	-37.32	3	200	H
6	13.9706	44.2	ADR	38.7	0	-44.82	38.08	68.2	-30.12	-	-	3	200	V
	13.9713	55.4	PK-U	38.7	0	-44.81	49.29	-	-	88.2	-38.91	3	200	V

PK-U - U-NII: Maximum Peak
ADR - U-NII AD primary method, RMS average

UL VERIFICATION SERVICES
47173 Benicia Street, Fremont, CA 94538; USA TEL:(510) 319-4000 FAX:(510) 661-0888
This report shall not be reproduced except in full, without the written approval of UL VERIFICATION SERVICES

MID CHANNEL

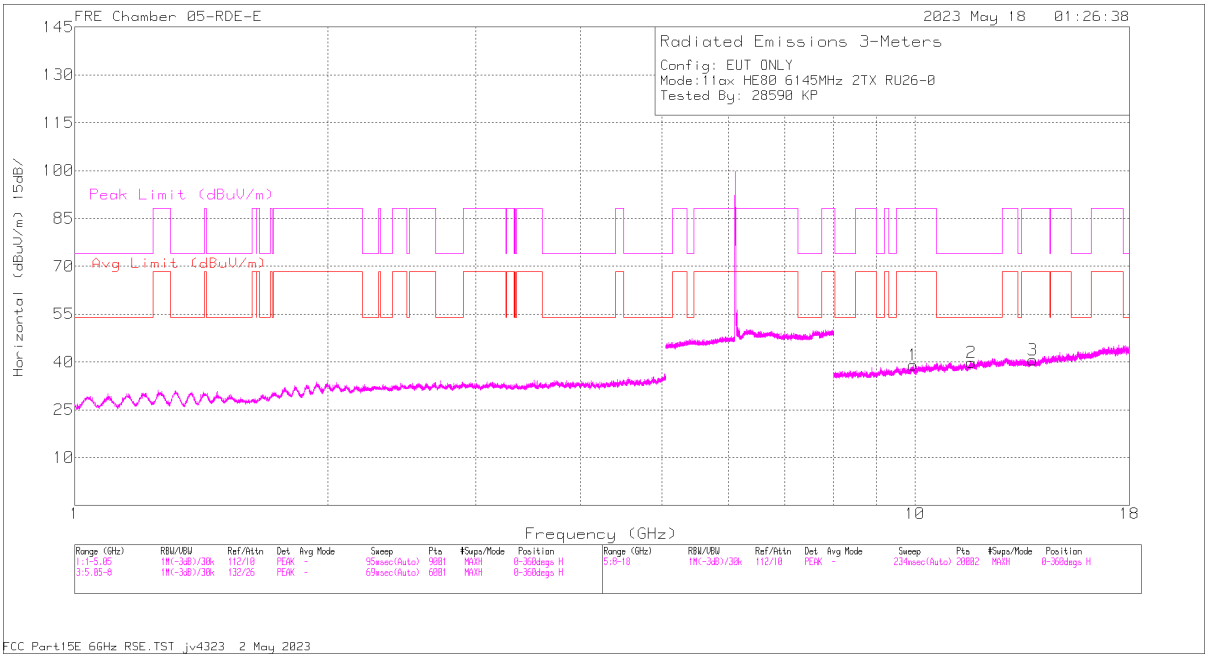

HORIZONTAL

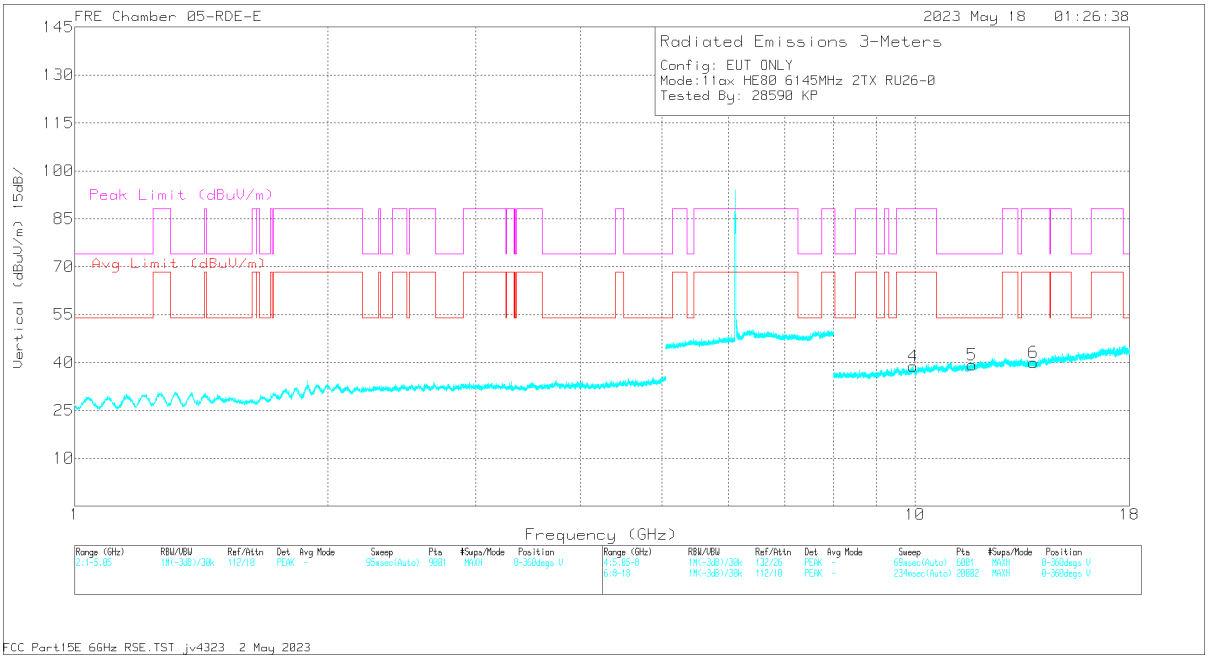

VERTICAL

UL VERIFICATION SERVICES
47173 Benicia Street, Fremont, CA 94538; USA TEL:(510) 319-4000 FAX:(510) 661-0888
This report shall not be reproduced except in full, without the written approval of UL VERIFICATION SERVICES

RADIATED EMISSIONS

Marker	Frequency (GHz)	Meter Reading (dBuV)	Det	226671 ACF (dB) 3mH	Gain/Loss (dB)	Corrected Reading (dBuV/m)	Avg Limit (dBuV/m)	Margin (dB)	Peak Limit (dBuV/m)	PK Margin (dB)	Azimuth (Degs)	Height (cm)	Polarity
2	11.6845	54.72	PK-U	38.3	-43.35	49.67	-	-	74	-24.33	2	199	H
	11.6865	43.06	ADR	38.3	-43.4	37.96	54	-16.04	-	-	2	199	H
5	11.6958	55.17	PK-U	38.3	-43.49	49.98	-	-	74	-24.02	2	200	V
	11.6973	43.46	ADR	38.3	-43.48	38.28	54	-15.72	-	-	2	200	V
1	9.94311	46.48	ADR	37.1	-46.83	36.75	68.2	-31.45	-	-	2	101	H
	9.94525	58.19	PK-U	37.1	-46.82	48.47	-	-	88.2	-39.73	2	101	H
4	9.95388	46.33	ADR	37.1	-47.11	36.32	68.2	-31.88	-	-	2	101	V
	9.95421	57.83	PK-U	37.1	-47.1	47.83	-	-	88.2	-40.37	2	101	V
3	13.8119	44.16	ADR	38.6	-44.49	38.27	68.2	-29.93	-	-	2	199	H
	13.813	55.96	PK-U	38.6	-44.48	50.08	-	-	88.2	-38.12	2	199	H
6	13.8315	55.6	PK-U	38.6	-44.7	49.5	-	-	88.2	-38.7	2	200	V
	13.8322	44.16	ADR	38.6	-44.71	38.05	68.2	-30.15	-	-	2	200	V

PK-U - U-NII: Maximum Peak
ADR - U-NII AD primary method, RMS average

UL VERIFICATION SERVICES
47173 Benicia Street, Fremont, CA 94538; USA TEL:(510) 319-4000 FAX:(510) 661-0888
This report shall not be reproduced except in full, without the written approval of UL VERIFICATION SERVICES

HIGH CHANNEL

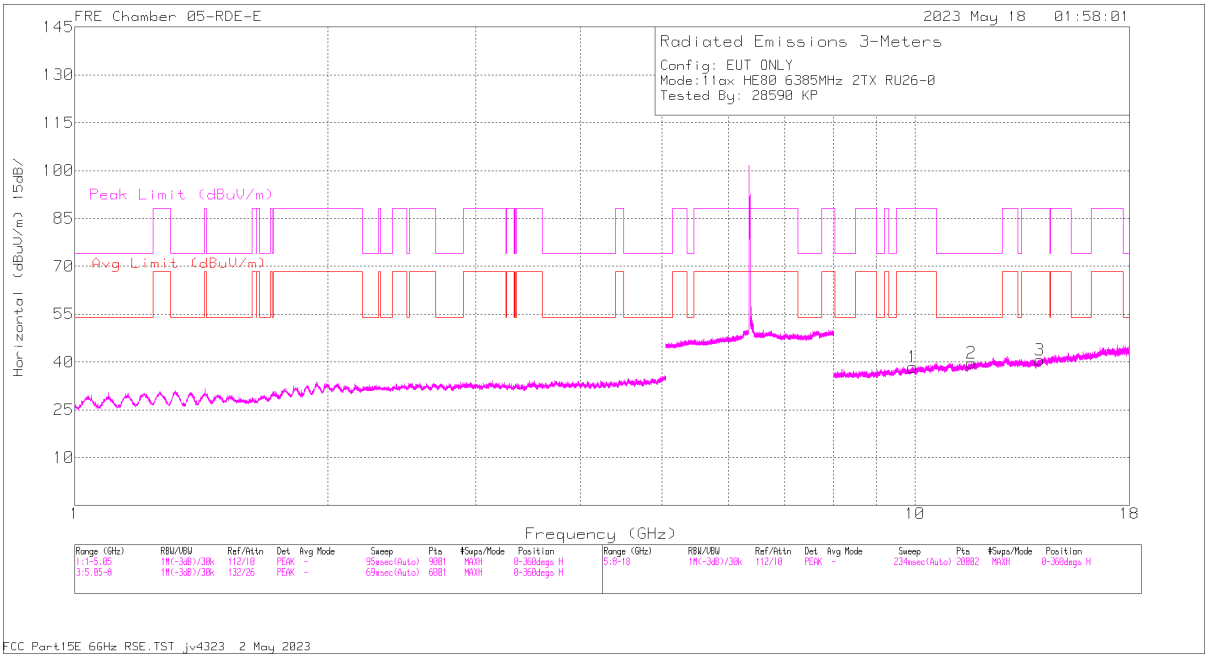

HORIZONTAL

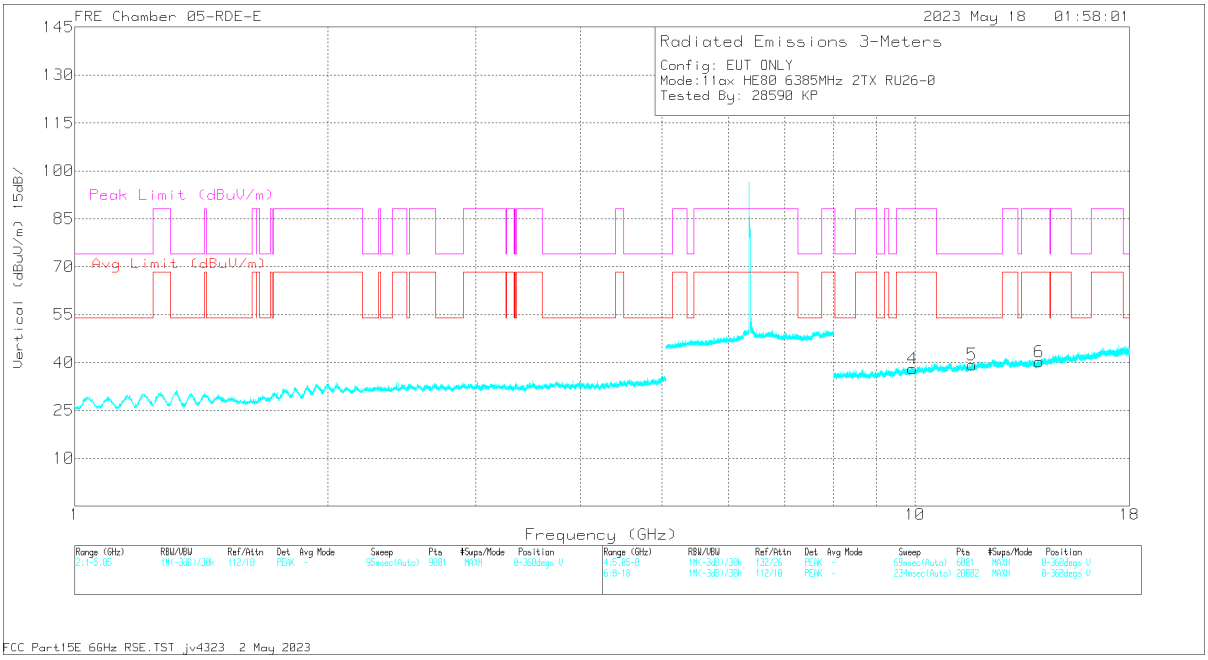

VERTICAL

UL VERIFICATION SERVICES
47173 Benicia Street, Fremont, CA 94538; USA TEL:(510) 319-4000 FAX:(510) 661-0888
This report shall not be reproduced except in full, without the written approval of UL VERIFICATION SERVICES

RADIATED EMISSIONS

Marker	Frequency (GHz)	Meter Reading (dBuV)	Det	226671 ACF (dB) 3mH	DCCF (dB)	Gain/Loss (dB)	Corrected Reading (dBuV/m)	Avg Limit (dBuV/m)	Margin (dB)	Peak Limit (dBuV/m)	PK Margin (dB)	Azimuth (Degs)	Height (cm)	Polarity
2	11.6811	54.81	PK-U	38.3	0	-43.36	49.75	-	-	74	-24.25	4	200	H
	11.6802	43.32	ADR	38.3	0	-43.36	38.26	54	-15.74	-	-	4	200	H
5	11.6892	54.53	PK-U	38.3	0	-43.44	49.39	-	-	74	-24.61	4	200	V
	11.6872	43.45	ADR	38.3	0	-43.41	38.34	54	-15.66	-	-	4	200	V
4	9.92752	46.58	ADR	37.1	0	-47.06	36.62	68.2	-31.58	-	-	4	101	V
	9.92889	57.88	PK-U	37.1	0	-47.04	47.94	-	-	88.2	-40.26	4	101	V
1	9.9353	58.18	PK-U	37.1	0	-47.14	48.14	-	-	88.2	-40.06	4	200	H
	9.93662	46.47	ADR	37.1	0	-47.14	36.43	68.2	-31.77	-	-	4	200	H
6	14.0623	55.58	PK-U	38.8	0	-44.51	49.87	-	-	88.2	-38.33	4	101	V
	14.0624	44.21	ADR	38.8	0	-44.51	38.5	68.2	-29.7	-	-	4	101	V
3	14.0723	56.33	PK-U	38.8	0	-44.38	50.75	-	-	88.2	-37.45	4	200	H
	14.0744	44.15	ADR	38.8	0	-44.32	38.63	68.2	-29.57	-	-	4	200	H

PK-U - U-NII: Maximum Peak
ADR - U-NII AD primary method, RMS average

UL VERIFICATION SERVICES
47173 Benicia Street, Fremont, CA 94538; USA TEL:(510) 319-4000 FAX:(510) 661-0888
This report shall not be reproduced except in full, without the written approval of UL VERIFICATION SERVICES

1TX Antenna 6 MODE: SU Mode

BANDEDGE (LOW CHANNEL)

HORIZONTAL RESULT

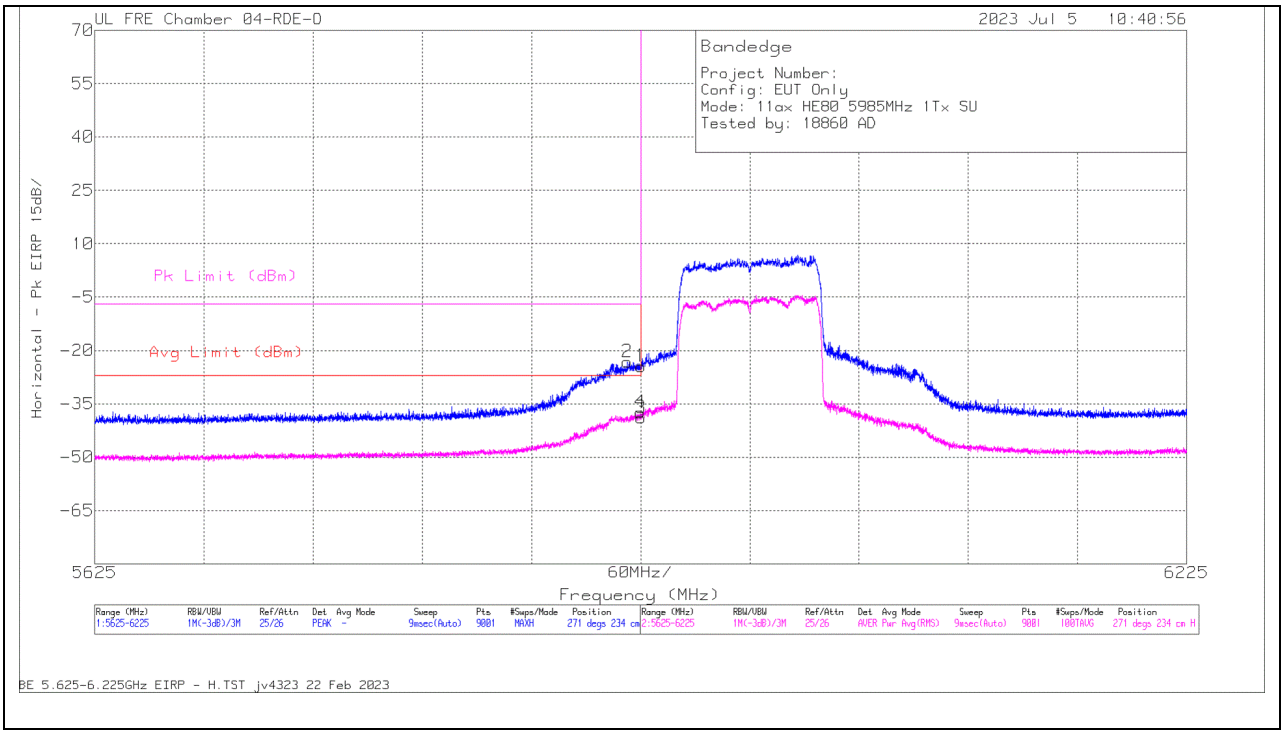

Marker	Frequency (MHz)	Meter Reading (dBm)	Det	80404_ACF(dB) - 3mH	Conversion Factor (dB)	DCCF (dB)	Gain/Loss (dB)	Corrected Reading EIRP	Avg Limit (dBm)	RMS Margin (dB)	Pk Limit (dBm)	PK Margin (dB)	Azimuth (Degs)	Height (cm)	Polarity
2	5917.67	-35.9	Pk	35	11.8	0	-34.08	-23.18	-	-	-7	-16.18	271	234	H
4	5924.67	-50.76	RMS	35.1	11.8	0.54	-34.06	-37.38	-27	-10.38	-	-	271	234	H
1	5925	-37.29	Pk	35.1	11.8	0	-34.06	-24.45	-	-	-7	-17.45	271	234	H
3	5925	-52.27	RMS	35.1	11.8	0.54	-34.06	-38.89	-27	-11.89	-	-	271	234	H

Pk - Peak detector
RMS - RMS detection

UL VERIFICATION SERVICES
47173 Benicia Street, Fremont, CA 94538; USA TEL:(510) 319-4000 FAX:(510) 661-0888
This report shall not be reproduced except in full, without the written approval of UL VERIFICATION SERVICES

VERTICAL RESULT

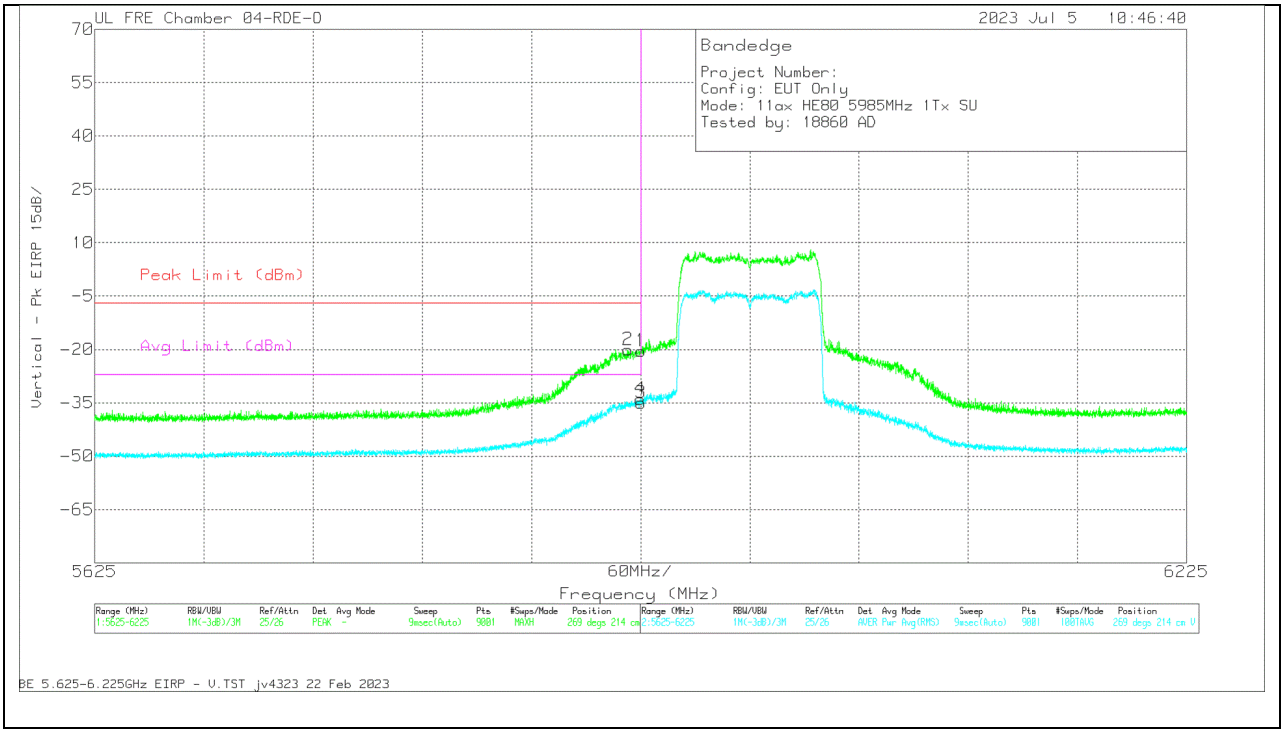

Marker	Frequency (MHz)	Meter Reading (dBm)	Det	80404_ACF(dB) - 3mH	Conversion Factor (dB)	DCCF (dB)	Gain/Loss (dB)	Corrected Reading EIRP	Peak Limit (dBm)	PK Margin (dB)	Avg Limit (dBm)	RMS Margin (dB)	Azimuth (Degs)	Height (cm)	Polarity
2	5918	-32.76	Pk	35	11.8	0	-34.08	-20.04	-7	-13.04	-	-	269	214	V
4	5924.67	-47.25	RMS	35.1	11.8	0.54	-34.06	-33.87	-	-	-27	-6.87	269	214	V
1	5925	-33.24	Pk	35.1	11.8	0	-34.06	-20.4	-7	-13.4	-	-	269	214	V
3	5925	-48.34	RMS	35.1	11.8	0.54	-34.06	-34.96	-	-	-27	-7.96	269	214	V

Pk - Peak detector
RMS - RMS detection

UL VERIFICATION SERVICES
47173 Benicia Street, Fremont, CA 94538; USA TEL:(510) 319-4000 FAX:(510) 661-0888
This report shall not be reproduced except in full, without the written approval of UL VERIFICATION SERVICES

1TX Antenna 5 MODE: SU Mode

BANDEDGE (LOW CHANNEL)

HORIZONTAL RESULT

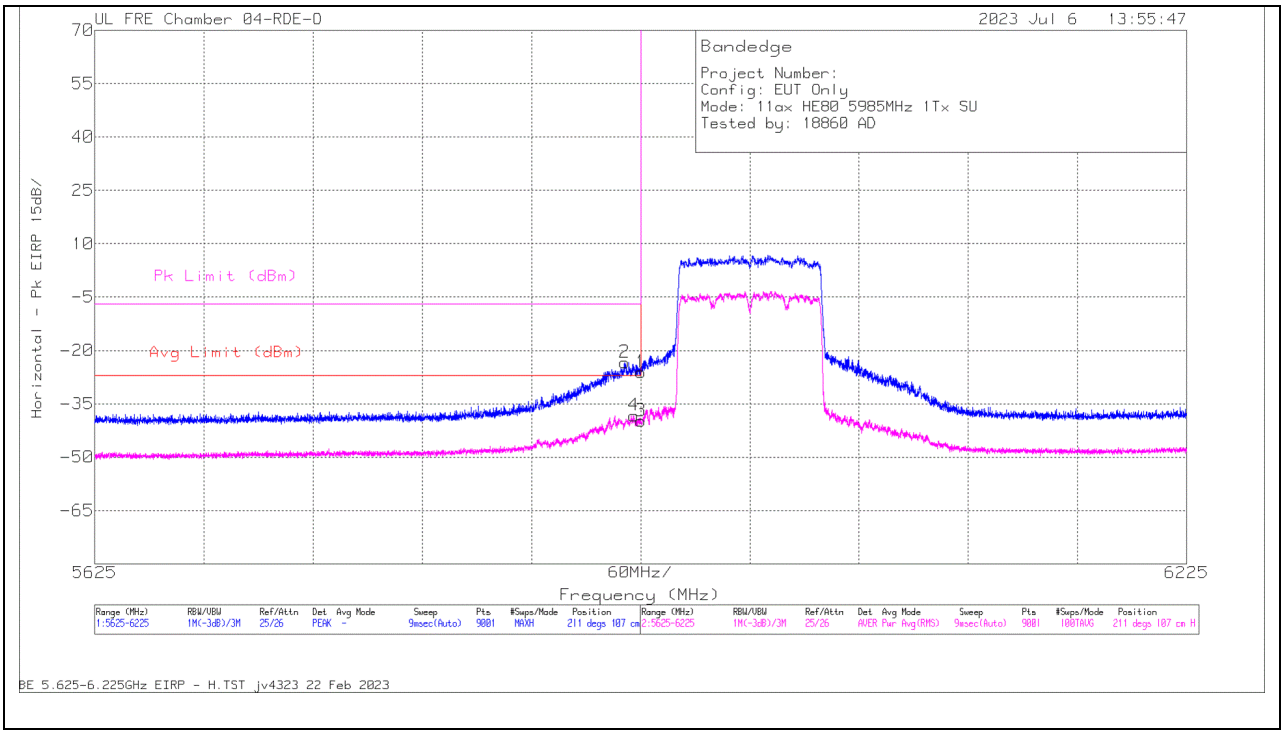

Marker	Frequency (MHz)	Meter Reading (dBm)	Det	80404_ACF(dB) - 3mH	Conversion Factor (dB)	DCCF (dB)	Gain/Loss (dB)	Corrected Reading EIRP	Avg Limit (dBm)	RMS Margin (dB)	Pk Limit (dBm)	PK Margin (dB)	Azimuth (Degs)	Height (cm)	Polarity
2	5916.2	-36.06	Pk	35	11.8	0	-34.08	-23.34	-	-	-7	-16.34	211	107	H
4	5921.27	-52.02	RMS	35	11.8	0.54	-34.07	-38.75	-27	-11.75	-	-	211	107	H
1	5925	-38.95	Pk	35.1	11.8	0	-34.06	-26.11	-	-	-7	-19.11	211	107	H
3	5925	-53.62	RMS	35.1	11.8	0.54	-34.06	-40.24	-27	-13.24	-	-	211	107	H

Pk - Peak detector
RMS - RMS detection

UL VERIFICATION SERVICES
47173 Benicia Street, Fremont, CA 94538; USA TEL:(510) 319-4000 FAX:(510) 661-0888
This report shall not be reproduced except in full, without the written approval of UL VERIFICATION SERVICES

VERTICAL RESULT

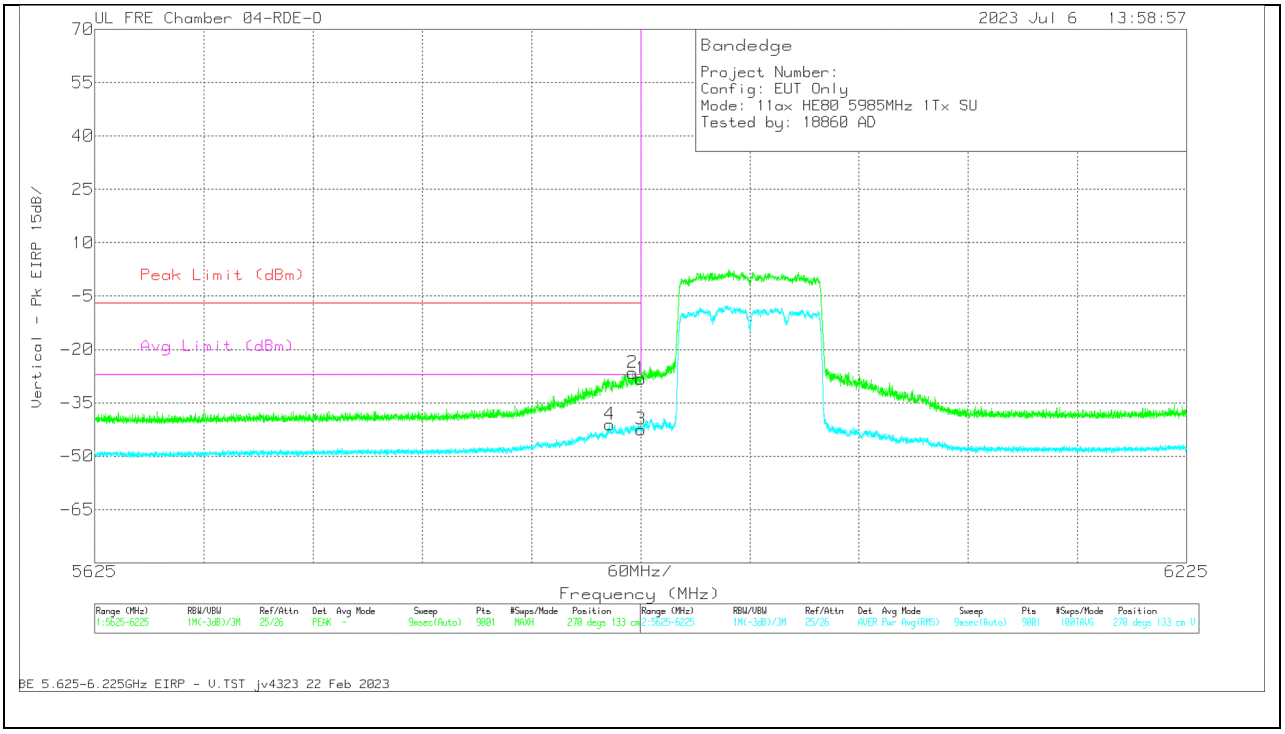

Marker	Frequency (MHz)	Meter Reading (dBm)	Det	80404_ACF(dB) - 3mH	Conversion Factor (dB)	DCCF (dB)	Gain/Loss (dB)	Corrected Reading EIRP	Peak Limit (dBm)	PK Margin (dB)	Avg Limit (dBm)	RMS Margin (dB)	Azimuth (Degs)	Height (cm)	Polarity
4	5907.94	-54.88	RMS	35.1	11.8	0.54	-34.1	-41.54	-	-	-27	-14.54	270	133	V
2	5920.54	-39.29	Pk	35	11.8	0	-34.07	-26.56	-7	-19.56	-	-	270	133	V
1	5925	-41.03	Pk	35.1	11.8	0	-34.06	-28.19	-7	-21.19	-	-	270	133	V
3	5925	-56.33	RMS	35.1	11.8	0.54	-34.06	-42.95	-	-	-27	-15.95	270	133	V

Pk - Peak detector
RMS - RMS detection

UL VERIFICATION SERVICES
47173 Benicia Street, Fremont, CA 94538; USA TEL:(510) 319-4000 FAX:(510) 661-0888
This report shall not be reproduced except in full, without the written approval of UL VERIFICATION SERVICES