2TX Antenna 6 + Antenna 5 OFDMA MODE: SU Mode

BANDEDGE (LOW CHANNEL)

HORIZONTAL RESULT

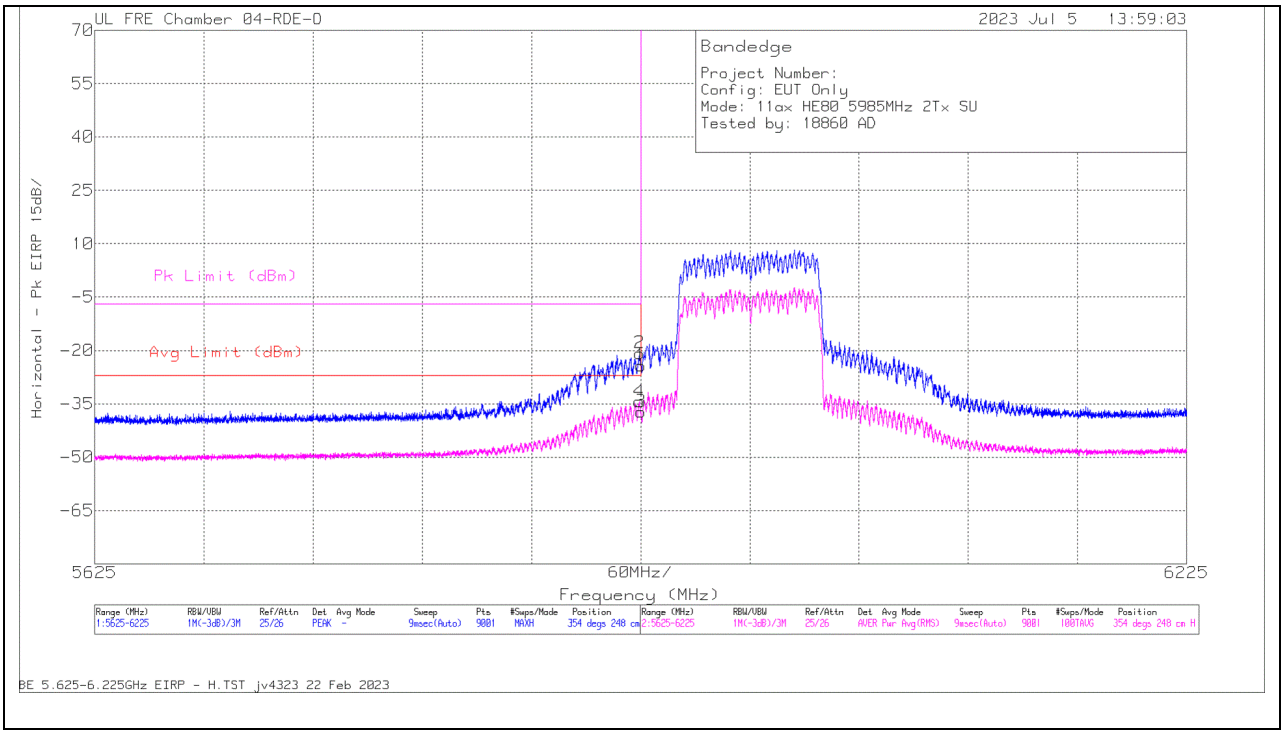

Trace Markers

Marker	Frequency (MHz)	Meter Reading (dBm)	Det	80404_ACF(dB) - 3mH	Conversion Factor (dB)	DCCF (dB)	Gain/Loss (dB)	Corrected Reading EIRP	Avg Limit (dBm)	RMS Margin (dB)	Pk Limit (dBm)	PK Margin (dB)	Azimuth (Degs)	Height (cm)	Polarity
4	5924.268	-47.74	RMS	35.1	11.8	.54	-34.07	-34.37	-27	-7.37	-	-	354	248	H
2	5924.402	-33.57	Pk	35.1	11.8	0	-34.07	-20.74	-	-	-7	-13.74	354	248	H
1	5925	-37.11	Pk	35.1	11.8	0	-34.06	-24.27	-	-	-7	-17.27	354	248	H
3	5925	-50.59	RMS	35.1	11.8	.54	-34.06	-37.21	-27	-10.21	-	-	354	248	H

Pk - Peak detector
RMS - RMS detection

UL VERIFICATION SERVICES
47173 Benicia Street, Fremont, CA 94538; USA TEL:(510) 319-4000 FAX:(510) 661-0888
This report shall not be reproduced except in full, without the written approval of UL VERIFICATION SERVICES

VERTICAL RESULT

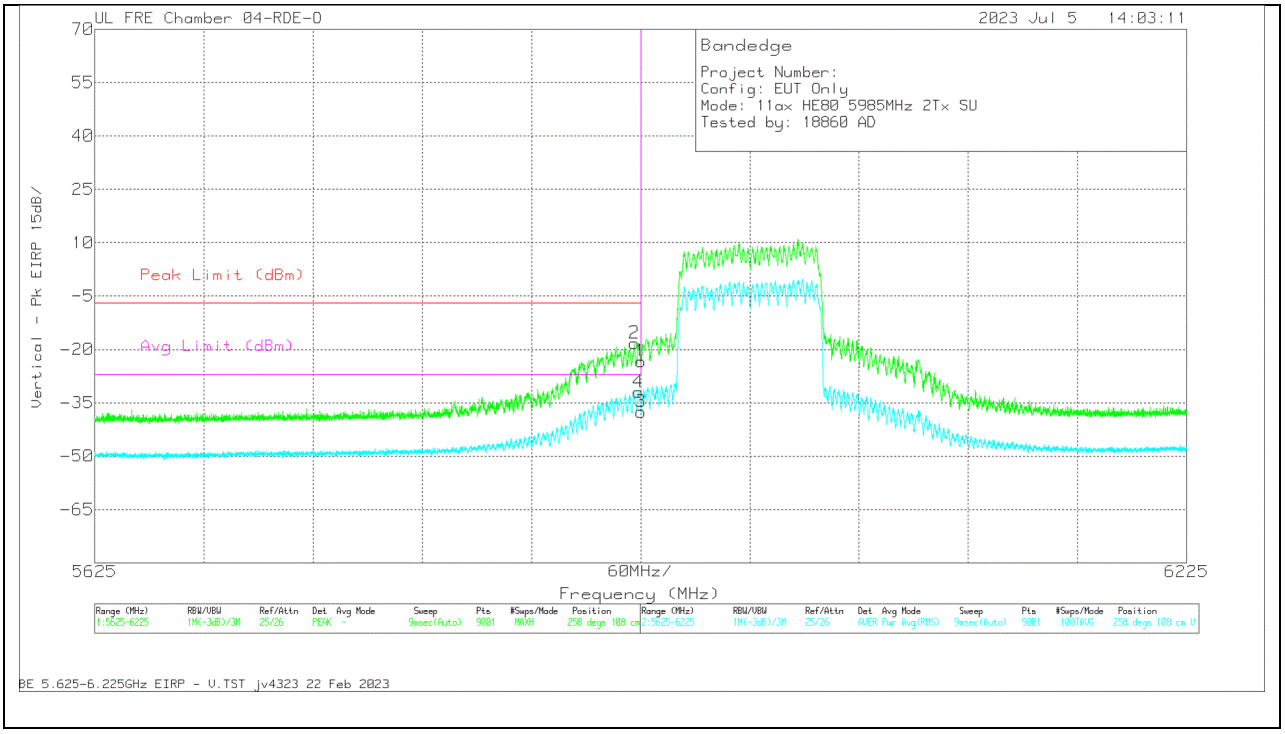

Trace Markers

Marker	Frequency (MHz)	Meter Reading (dBm)	Det	80404_ACF(dB) - 3mH	Conversion Factor (dB)	DCCF (dB)	Gain/Loss (dB)	Corrected Reading EIRP	Peak Limit (dBm)	PK Margin (dB)	Avg Limit (dBm)	RMS Margin (dB)	Azimuth (Degs)	Height (cm)	Polarity
2	5921.468	-30.98	Pk	35	11.8	0	-34.07	-18.25	-7	-11.25	-	-	258	108	V
4	5923.735	-45.36	RMS	35.1	11.8	.54	-34.07	-31.99	-	-	-27	-4.99	258	108	V
1	5925	-36.14	Pk	35.1	11.8	0	-34.06	-23.3	-7	-16.3	-	-	258	108	V
3	5925	-50.91	RMS	35.1	11.8	.54	-34.06	-37.53	-	-	-27	-10.53	258	108	V

Pk - Peak detector
RMS - RMS detection

UL VERIFICATION SERVICES
47173 Benicia Street, Fremont, CA 94538; USA TEL:(510) 319-4000 FAX:(510) 661-0888
This report shall not be reproduced except in full, without the written approval of UL VERIFICATION SERVICES

HARMONICS AND SPURIOUS EMISSIONS

LOW CHANNEL

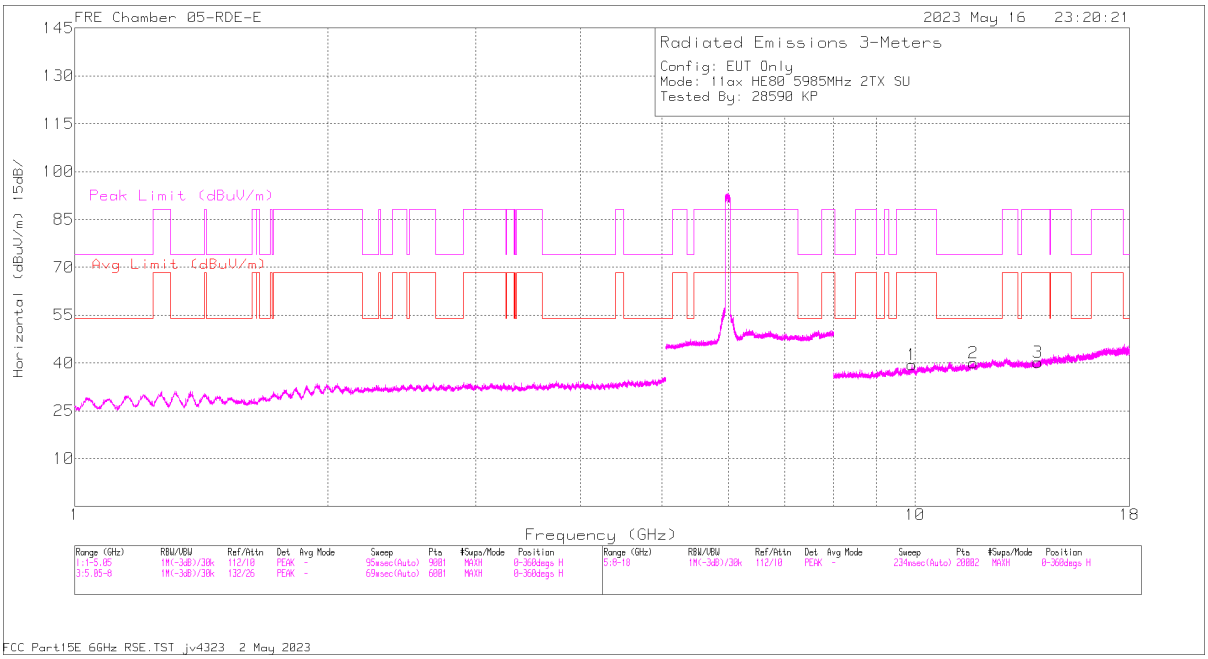

HORIZONTAL

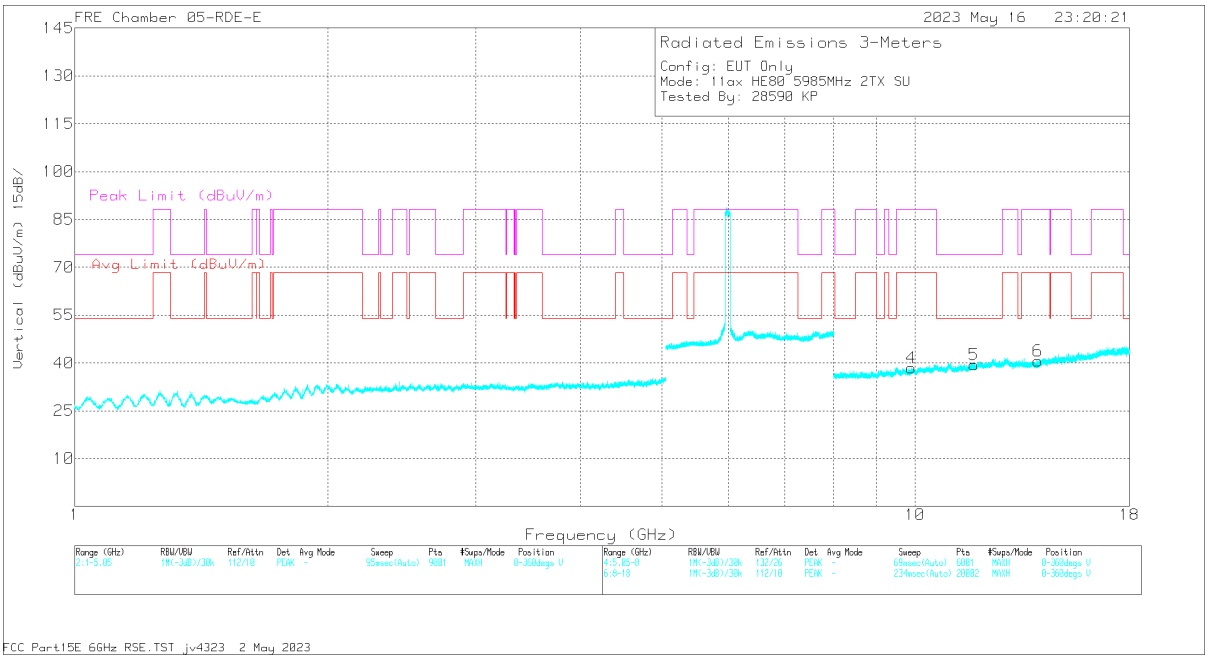

VERTICAL

UL VERIFICATION SERVICES
47173 Benicia Street, Fremont, CA 94538; USA TEL:(510) 319-4000 FAX:(510) 661-0888
This report shall not be reproduced except in full, without the written approval of UL VERIFICATION SERVICES

RADIATED EMISSIONS

Marker	Frequency (GHz)	Meter Reading (dBuV)	Det	226671 ACF (dB) 3mH	DCCF (dB)	Gain/Loss (dB)	Corrected Reading (dBuV/m)	Avg Limit (dBuV/m)	Margin (dB)	Peak Limit (dBuV/m)	PK Margin (dB)	Azimuth (Degs)	Height (cm)	Polarity
2	11.7328	54.73	PK-U	38.3	0	-43.43	49.6	-	-	74	Pk	360	200	H
	11.7308	43.26	ADR	38.3	0	-43.42	38.14	54	-15.86	-	-	360	200	H
5	11.7513	55.2	PK-U	38.4	0	-43.55	50.05	-	-	74	Pk	360	101	V
	11.7508	43.17	ADR	38.4	0	-43.54	38.03	54	-15.97	-	-	360	101	V
4	9.90067	46.49	ADR	37.1	0	-47.09	36.5	68.2	-31.47	-	-	360	200	V
	9.90093	57.72	PK-U	37.1	0	-47.08	47.74	-	-	88.2	-40.46	360	200	V
1	9.91744	46.43	ADR	37.1	0	-47.01	36.52	68.2	-31.45	-	-	360	200	H
	9.91844	58.12	PK-U	37.1	0	-47.01	48.21	-	-	88.2	-39.99	360	200	H
6	14.0073	55.7	PK-U	38.8	0	-44.61	49.89	-	-	88.2	-38.31	360	200	V
	14.0082	44.31	ADR	38.8	0	-44.64	38.47	68.2	-29.5	-	-	360	200	V
3	14.0085	44.43	ADR	38.8	0	-44.64	38.59	68.2	-29.38	-	-	360	200	H
	14.0102	55.87	PK-U	38.8	0	-44.61	50.06	-	-	88.2	-38.14	360	200	H

PK-U - U-NII: Maximum Peak
ADR - U-NII AD primary method, RMS average

UL VERIFICATION SERVICES
47173 Benicia Street, Fremont, CA 94538; USA TEL:(510) 319-4000 FAX:(510) 661-0888
This report shall not be reproduced except in full, without the written approval of UL VERIFICATION SERVICES

MID CHANNEL

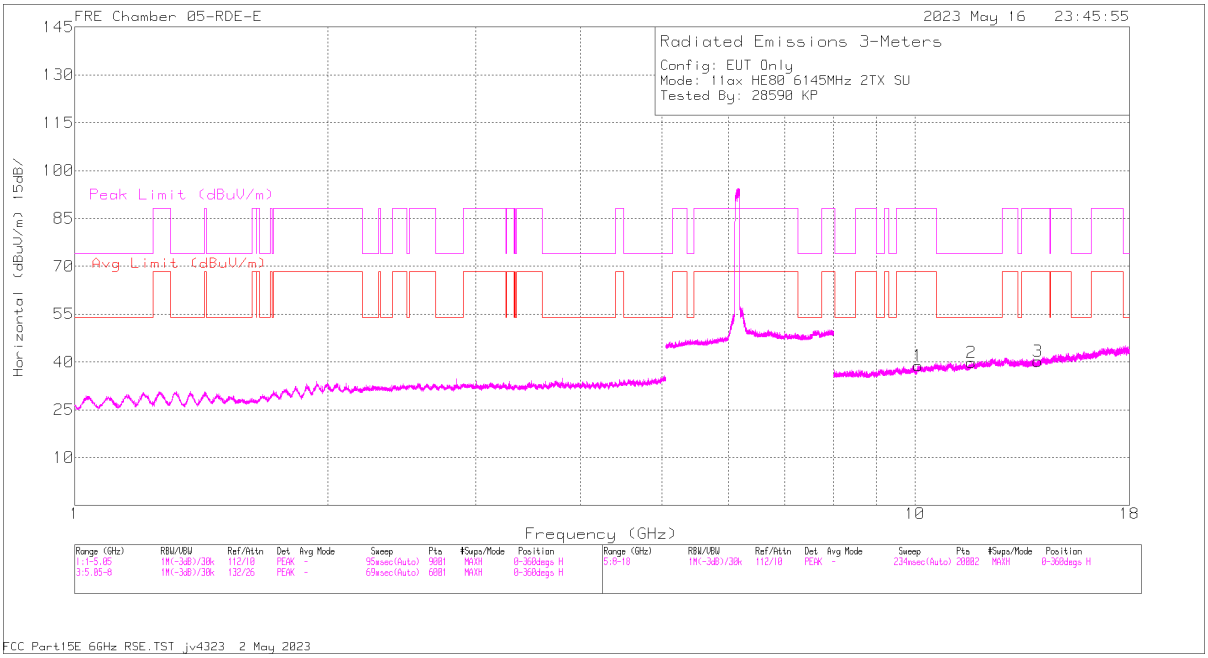

HORIZONTAL

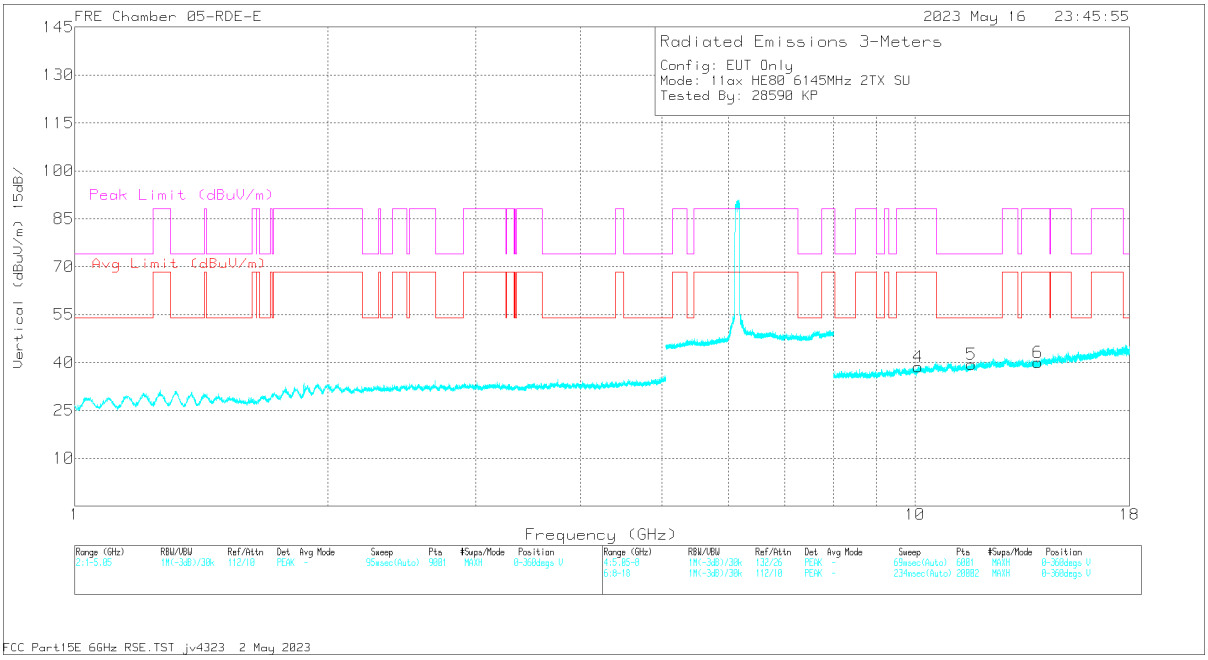

VERTICAL

UL VERIFICATION SERVICES
47173 Benicia Street, Fremont, CA 94538; USA TEL:(510) 319-4000 FAX:(510) 661-0888
This report shall not be reproduced except in full, without the written approval of UL VERIFICATION SERVICES

RADIATED EMISSIONS

Marker	Frequency (GHz)	Meter Reading (dBuV)	Det	226671 ACF (dB) 3mH	DCCF (dB)	Gain/Loss (dB)	Corrected Reading (dBuV/m)	Avg Limit (dBuV/m)	Margin (dB)	Peak Limit (dBuV/m)	PK Margin (dB)	Azimuth (Degs)	Height (cm)	Polarity
2	11.6759	54.78	PK-U	38.2	0	-43.36	49.62	-	-	74	-24.38	360	200	H
	11.6764	43.13	ADR	38.2	0	-43.36	37.97	54	-16.03	-	-	360	200	H
5	11.6737	54.69	PK-U	38.2	0	-43.35	49.54	-	-	74	-24.46	360	200	V
	11.6711	43.2	ADR	38.2	0	-43.34	38.06	54	-15.94	-	-	360	200	V
4	10.0887	57.92	PK-U	37.3	0	-47.09	48.13	-	-	88.2	-40.07	360	200	V
	10.0902	46.23	ADR	37.3	0	-47.04	36.49	68.2	-31.71	-	-	360	200	V
1	10.0914	46.23	ADR	37.3	0	-47.03	36.5	68.2	-31.7	-	-	360	200	H
	10.0944	57.6	PK-U	37.3	0	-47.13	47.77	-	-	88.2	-40.43	360	200	H
6	14.0013	55.86	PK-U	38.7	0	-44.67	49.89	-	-	88.2	-38.31	360	200	V
	14.0028	44.51	ADR	38.8	0	-44.65	38.66	68.2	-29.54	-	-	360	200	V
3	14.0129	44.18	ADR	38.8	0	-44.62	38.36	68.2	-29.84	-	-	360	101	H
	14.0132	56.04	PK-U	38.8	0	-44.61	50.23	-	-	88.2	-37.97	360	101	H

PK-U - U-NII: Maximum Peak
ADR - U-NII AD primary method, RMS average

UL VERIFICATION SERVICES
47173 Benicia Street, Fremont, CA 94538; USA TEL:(510) 319-4000 FAX:(510) 661-0888
This report shall not be reproduced except in full, without the written approval of UL VERIFICATION SERVICES

HIGH CHANNEL

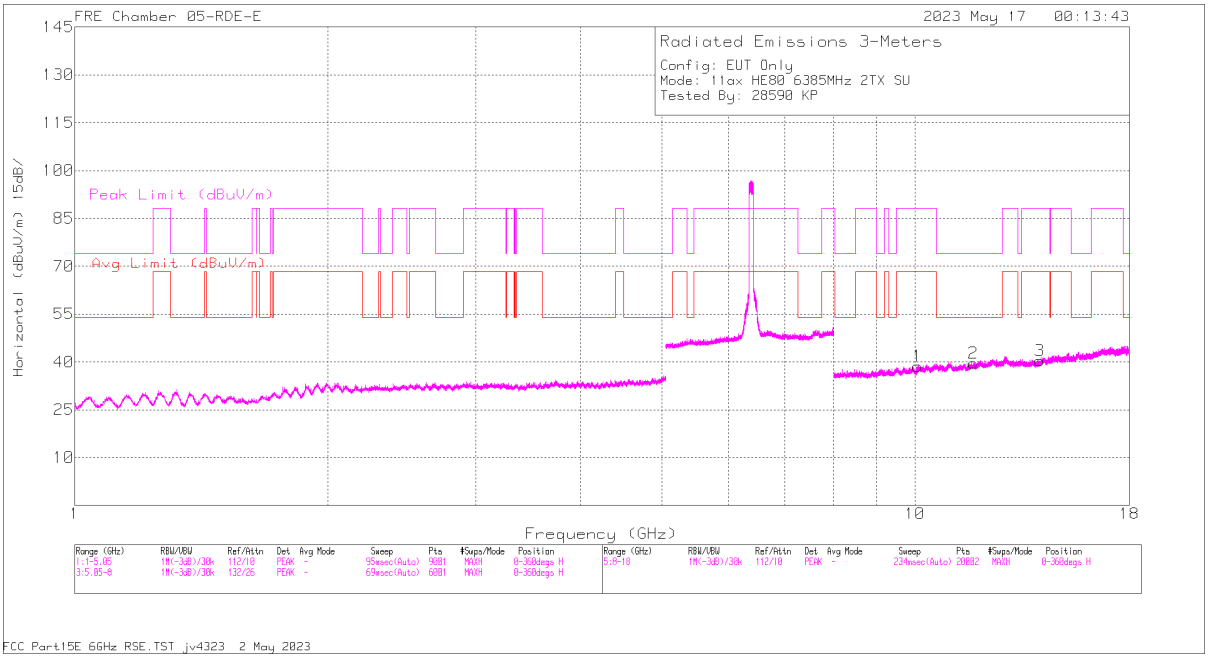

HORIZONTAL

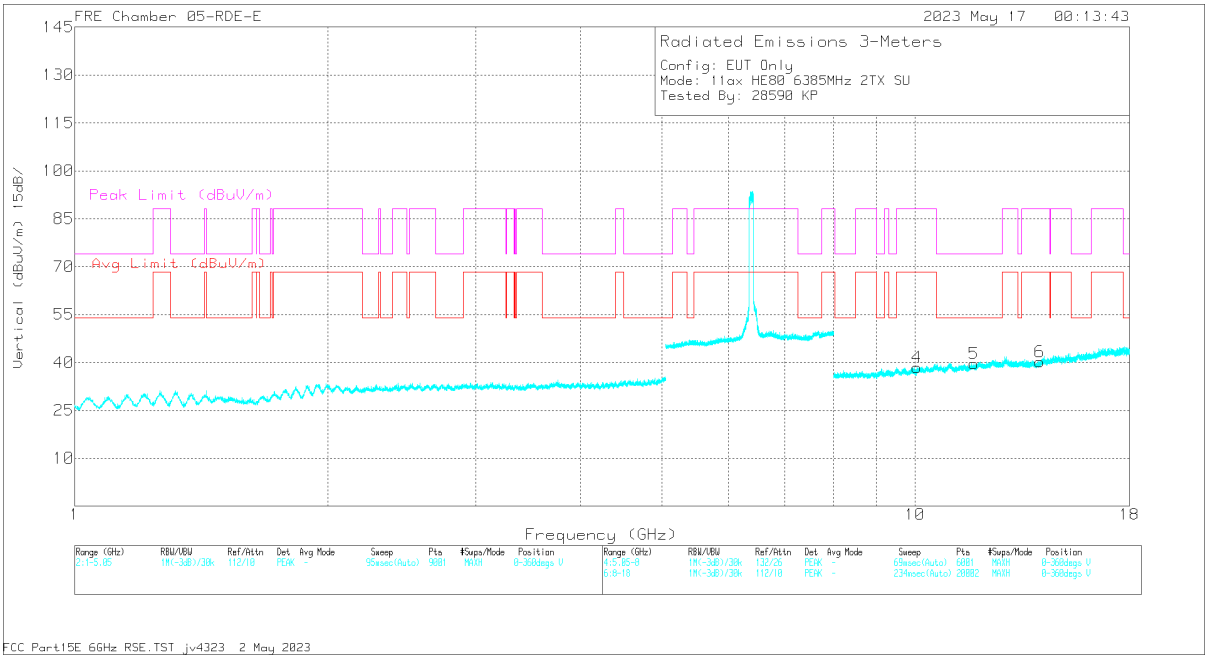

VERTICAL

UL VERIFICATION SERVICES
47173 Benicia Street, Fremont, CA 94538; USA TEL:(510) 319-4000 FAX:(510) 661-0888
This report shall not be reproduced except in full, without the written approval of UL VERIFICATION SERVICES

RADIATED EMISSIONS

Marker	Frequency (GHz)	Meter Reading (dBuV)	Det	226671 ACF (dB) 3mH	DCCF (dB)	Gain/Loss (dB)	Corrected Reading (dBuV/m)	Avg Limit (dBuV/m)	Margin (dB)	Peak Limit (dBuV/m)	PK Margin (dB)	Azimuth (Degs)	Height (cm)	Polarity
2	11.7455	55.12	PK-U	38.4	0	-43.45	50.07	-	-	74	-23.93	360	200	H
	11.7434	43.34	ADR	38.4	0	-43.42	38.32	54	-15.68	-	-	360	200	H
5	11.7502	55.26	PK-U	38.4	0	-43.54	50.12	-	-	74	-23.88	360	200	V
	11.7476	43.35	ADR	38.4	0	-43.5	38.25	54	-15.75	-	-	360	200	V
4	10.0563	57.39	PK-U	37.3	0	-47.26	47.43	-	-	88.2	-40.77	360	101	V
	10.0581	45.97	ADR	37.3	0	-47.17	36.1	68.2	-32.1	-	-	360	101	V
1	10.0788	46.43	ADR	37.3	0	-47.18	36.55	68.2	-31.65	-	-	360	200	H
	10.0797	57.6	PK-U	37.3	0	-47.2	47.7	-	-	88.2	-40.5	360	200	H
3	14.0676	55.86	PK-U	38.8	0	-44.51	50.15	-	-	88.2	-38.05	360	200	H
	14.0702	44.24	ADR	38.8	0	-44.44	38.6	68.2	-29.6	-	-	360	200	H
6	14.0802	55.56	PK-U	38.8	0	-44.44	49.92	-	-	88.2	-38.28	360	200	V
	14.0818	44.23	ADR	38.9	0	-44.47	38.66	68.2	-29.54	-	-	360	200	V

PK-U - U-NII: Maximum Peak
ADR - U-NII AD primary method, RMS average

UL VERIFICATION SERVICES
47173 Benicia Street, Fremont, CA 94538; USA TEL:(510) 319-4000 FAX:(510) 661-0888
This report shall not be reproduced except in full, without the written approval of UL VERIFICATION SERVICES

1.1.4. TX ABOVE 1 GHz 802.11ax HE160 MODE IN THE UNII-5 BAND

1TX Antenna 6 MODE: 26-Tones, RU Index 0

BANDEDGE (LOW CHANNEL)

HORIZONTAL RESULT

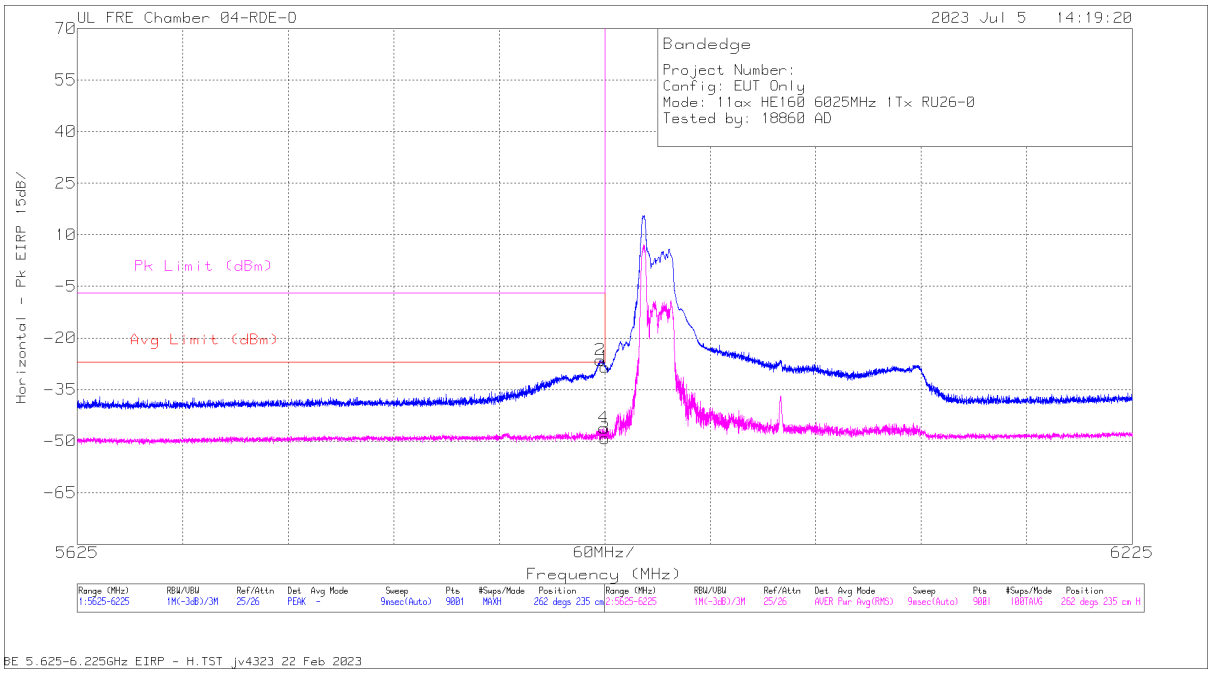

Marker	Frequency (MHz)	Meter Reading (dBm)	Det	80404_ACF(dB) - 3mH	Conversion Factor (dB)	DCCF (dB)	Gain/Loss (dB)	Corrected Reading EIRP	Avg Limit (dBm)	RMS Margin (dB)	Pk Limit (dBm)	PK Margin (dB)	Azimuth (Degs)	Height (cm)	Polarity
2	5922.47	-39.12	Pk	35	11.8	0	-34.08	-26.4	-	-	-7	-19.4	262	235	H
4	5924.54	-59.51	RMS	35.1	11.8	0.51	-34.06	-46.16	-27	-19.16	-	-	262	235	H
1	5925	-41.28	Pk	35.1	11.8	0	-34.06	-28.44	-	-	-7	-21.44	262	235	H
3	5925	-62.57	RMS	35.1	11.8	0.51	-34.06	-49.22	-27	-22.22	-	-	262	235	H

Pk - Peak detector
RMS - RMS detection

UL VERIFICATION SERVICES
47173 Benicia Street, Fremont, CA 94538; USA TEL:(510) 319-4000 FAX:(510) 661-0888
This report shall not be reproduced except in full, without the written approval of UL VERIFICATION SERVICES

VERTICAL RESULT

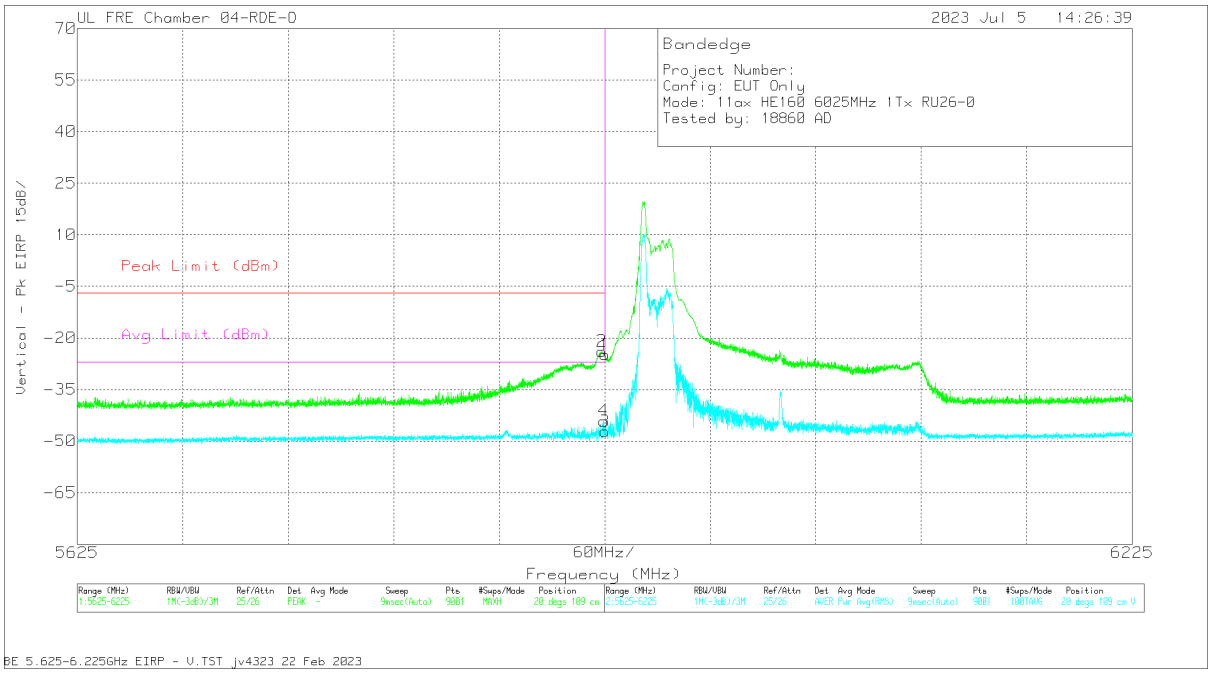

Marker	Frequency (MHz)	Meter Reading (dBm)	Det	80404_ACF(dB) - 3mH	Conversion Factor (dB)	DCCF (dB)	Gain/Loss (dB)	Corrected Reading EIRP	Peak Limit (dBm)	PK Margin (dB)	Avg Limit (dBm)	RMS Margin (dB)	Azimuth (Degs)	Height (cm)	Polarity
2	5923.27	-36.74	Pk	35.1	11.8	0	-34.07	-23.91	-7	-16.91	-	-	20	109	V
4	5924.34	-57.49	RMS	35.1	11.8	0.51	-34.07	-44.15	-	-	-27	-17.15	20	109	V
1	5925	-37.7	Pk	35.1	11.8	0	-34.06	-24.86	-7	-17.86	-	-	20	109	V
3	5925	-60.5	RMS	35.1	11.8	0.51	-34.06	-47.15	-	-	-27	-	20	109	V

Pk - Peak detector
RMS - RMS detection

UL VERIFICATION SERVICES
47173 Benicia Street, Fremont, CA 94538; USA TEL:(510) 319-4000 FAX:(510) 661-0888
This report shall not be reproduced except in full, without the written approval of UL VERIFICATION SERVICES

1TX Antenna 5 MODE: 26-Tones, RU Index 0

BANDEDGE (LOW CHANNEL)

HORIZONTAL RESULT

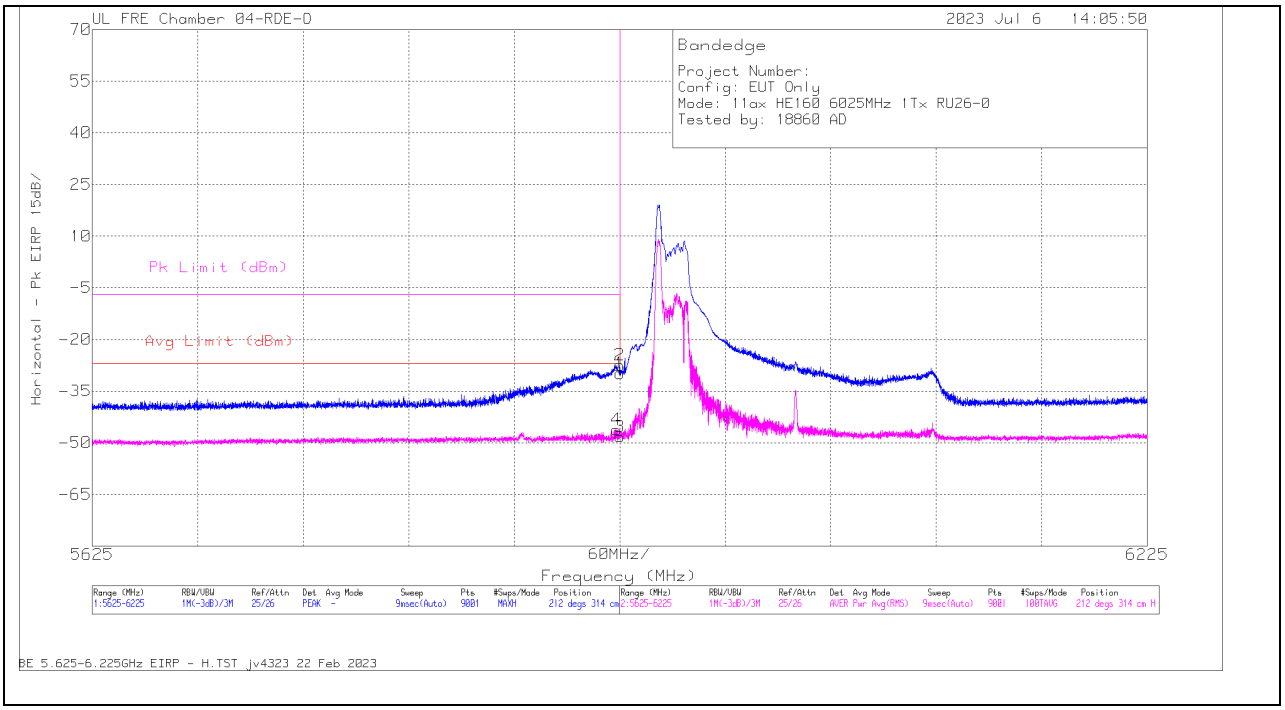

Marker	Frequency (MHz)	Meter Reading (dBm)	Det	80404_ACF(dB) - 3mH	Conversion Factor (dB)	DCCF (dB)	Gain/Loss (dB)	Corrected Reading EIRP	Avg Limit (dBm)	RMS Margin (dB)	Pk Limit (dBm)	PK Margin (dB)	Azimuth (Degs)	Height (cm)	Polarity
4	5923.135	-59.53	RMS	35.1	11.8	.51	-34.07	-46.19	-27	-19.19	-	-	212	314	H
2	5924.935	-40.33	Pk	35.1	11.8	0	-34.06	-27.49	-	-	-7	-20.49	212	314	H
1	5925	-42.68	Pk	35.1	11.8	0	-34.06	-29.84	-	-	-7	-22.84	212	314	H
3	5925	-61.63	RMS	35.1	11.8	.51	-34.06	-48.28	-27	-21.28	-	-	212	314	H

Pk - Peak detector
RMS - RMS detection

UL VERIFICATION SERVICES
47173 Benicia Street, Fremont, CA 94538; USA TEL:(510) 319-4000 FAX:(510) 661-0888
This report shall not be reproduced except in full, without the written approval of UL VERIFICATION SERVICES

VERTICAL RESULT

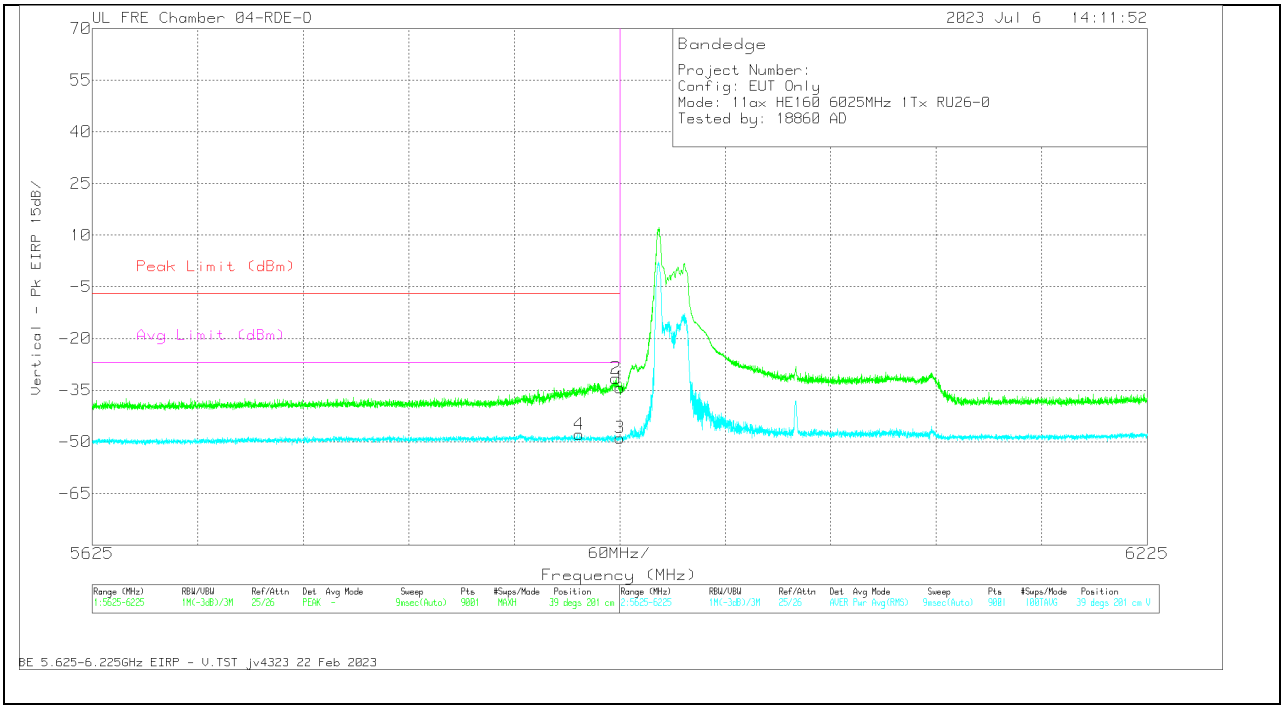

Marker	Frequency (MHz)	Meter Reading (dBm)	Det	80404_ACF(dB) - 3mH	Conversion Factor (dB)	DCCF (dB)	Gain/Loss (dB)	Corrected Reading EIRP	Peak Limit (dBm)	PK Margin (dB)	Avg Limit (dBm)	RMS Margin (dB)	Azimuth (Degs)	Height (cm)	Polarity
4	5902.001	-61.28	RMS	35.2	11.8	.51	-34.05	-47.82	-	-	-27	-20.82	39	201	V
2	5922.801	-44.37	Pk	35.1	11.8	0	-34.07	-31.54	-7	-24.54	-	-	39	201	V
1	5925	-47.14	Pk	35.1	11.8	0	-34.06	-34.3	-7	-27.3	-	-	39	201	V
3	5925	-62.23	RMS	35.1	11.8	.51	-34.06	-48.88	-	-	-27	-21.88	39	201	V

Pk - Peak detector
RMS - RMS detection

UL VERIFICATION SERVICES
47173 Benicia Street, Fremont, CA 94538; USA TEL:(510) 319-4000 FAX:(510) 661-0888
This report shall not be reproduced except in full, without the written approval of UL VERIFICATION SERVICES

2TX Antenna 6 + Antenna 5 OFDMA MODE: 26-Tones, RU Index 0

BANDEDGE (LOW CHANNEL)

HORIZONTAL RESULT

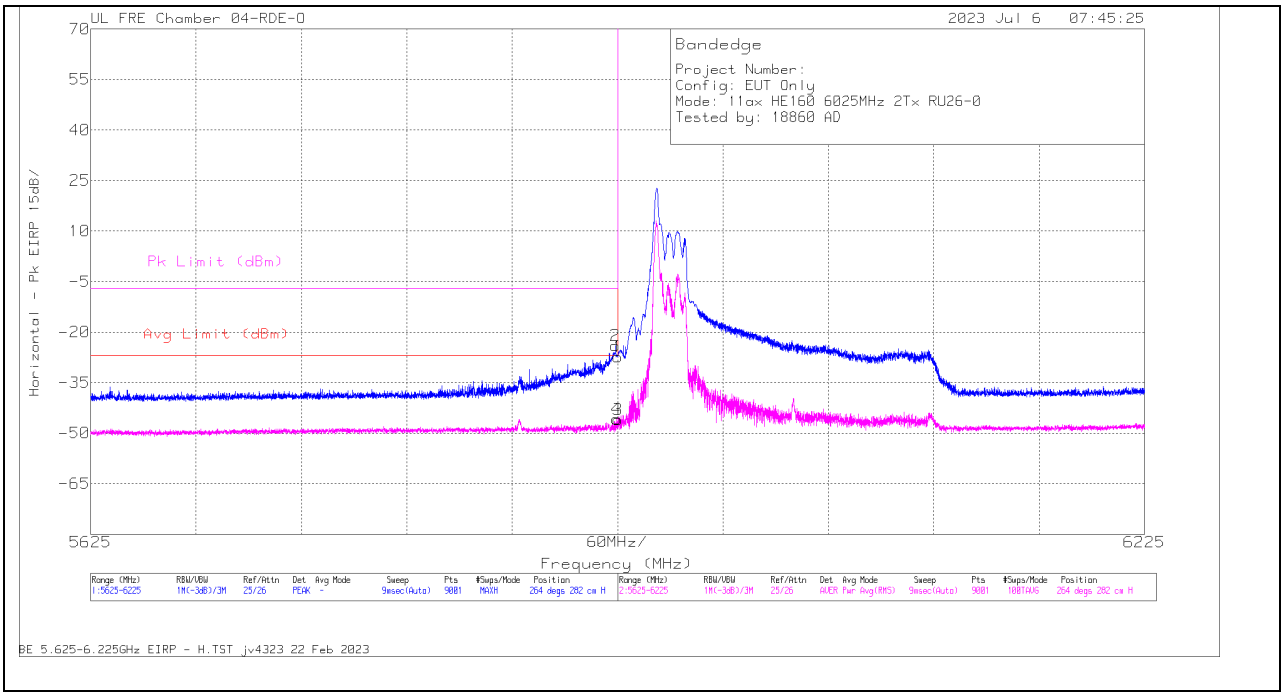

Trace Markers

Marker	Frequency (MHz)	Meter Reading (dBm)	Det	80404_ACF(dB) - 3mH	Conversion Factor (dB)	DCCF (dB)	Gain/Loss (dB)	Corrected Reading EIRP	Avg Limit (dBm)	RMS Margin (dB)	Pk Limit (dBm)	PK Margin (dB)	Azimuth (Degs)	Height (cm)	Polarity
2	5923.801	-36.9	Pk	35.1	11.8	0	-34.07	-24.07	-	-	-7	-17.07	264	282	H
4	5924.335	-59.19	RMS	35.1	11.8	.51	-34.07	-45.85	-27	-18.85	-	-	264	282	H
1	5925	-40.23	Pk	35.1	11.8	0	-34.06	-27.39	-	-	-7	-20.39	264	282	H
3	5925	-59.37	RMS	35.1	11.8	.51	-34.06	-46.02	-27	-19.02	-	-	264	282	H

Pk - Peak detector
RMS - RMS detection

UL VERIFICATION SERVICES
47173 Benicia Street, Fremont, CA 94538; USA TEL:(510) 319-4000 FAX:(510) 661-0888
This report shall not be reproduced except in full, without the written approval of UL VERIFICATION SERVICES

VERTICAL RESULT

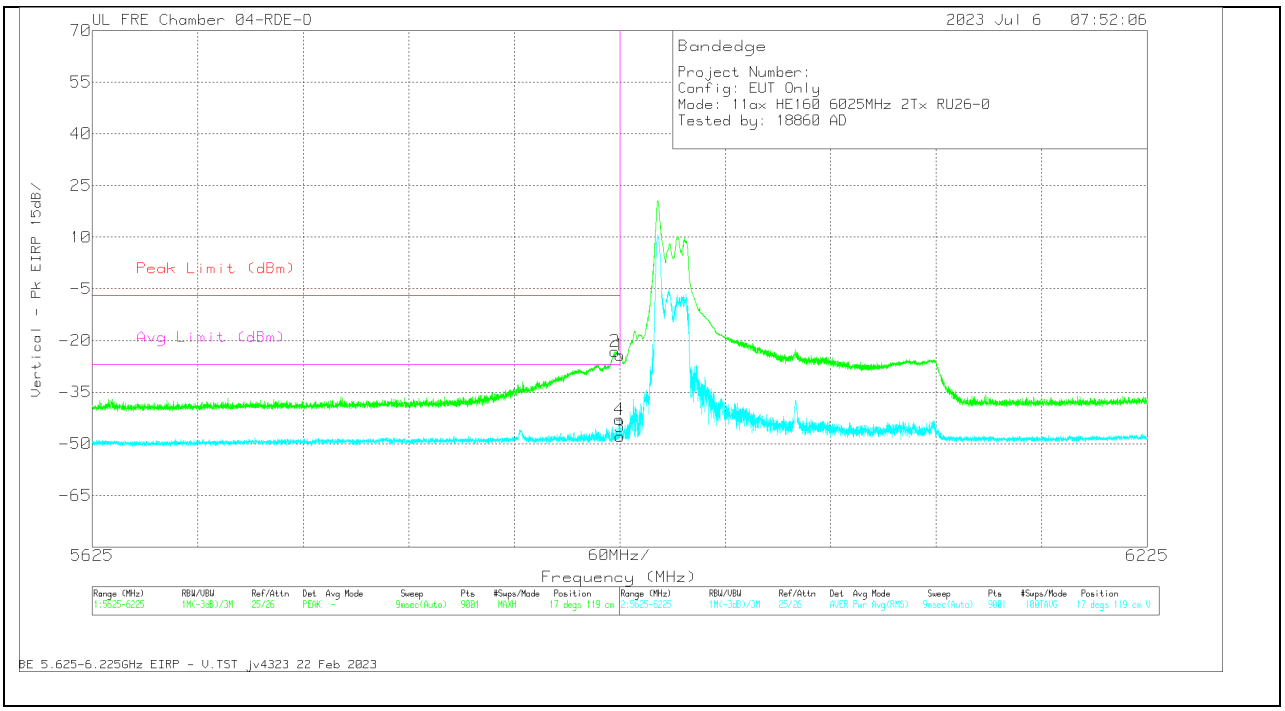

Trace Markers

Marker	Frequency (MHz)	Meter Reading (dBm)	Det	80404_ACF(dB) - 3mH	Conversion Factor (dB)	DCCF (dB)	Gain/Loss (dB)	Corrected Reading EIRP	Peak Limit (dBm)	PK Margin (dB)	Avg Limit (dBm)	RMS Margin (dB)	Azimuth (Degs)	Height (cm)	Polarity
2	5922.268	-35.9	Pk	35	11.8	0	-34.08	-23.18	-7	-16.18	-	-	17	119	V
4	5924.868	-56.3	RMS	35.1	11.8	.51	-34.06	-42.95	-	-	-27	-15.95	17	119	V
1	5925	-37.13	Pk	35.1	11.8	0	-34.06	-24.29	-7	-17.29	-	-	17	119	V
3	5925	-61.24	RMS	35.1	11.8	.51	-34.06	-47.89	-	-	-27	-20.89	17	119	V

Pk - Peak detector
RMS - RMS detection

UL VERIFICATION SERVICES
47173 Benicia Street, Fremont, CA 94538; USA TEL:(510) 319-4000 FAX:(510) 661-0888
This report shall not be reproduced except in full, without the written approval of UL VERIFICATION SERVICES

HARMONICS AND SPURIOUS EMISSIONS

LOW CHANNEL

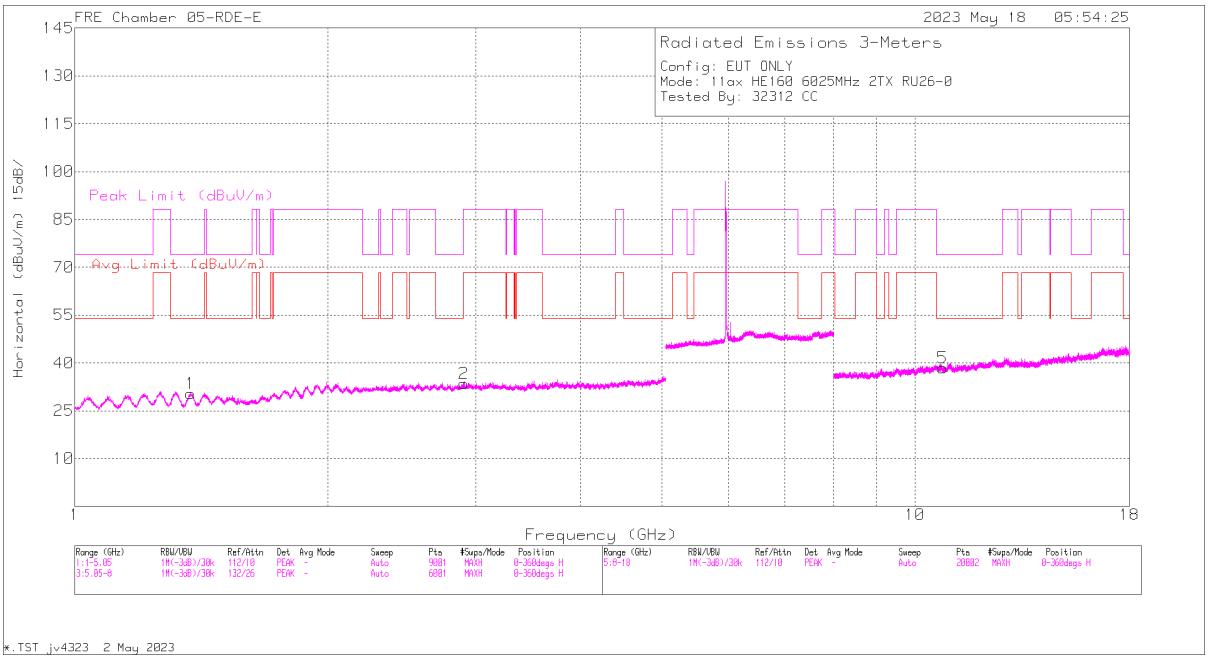

HORIZONTAL

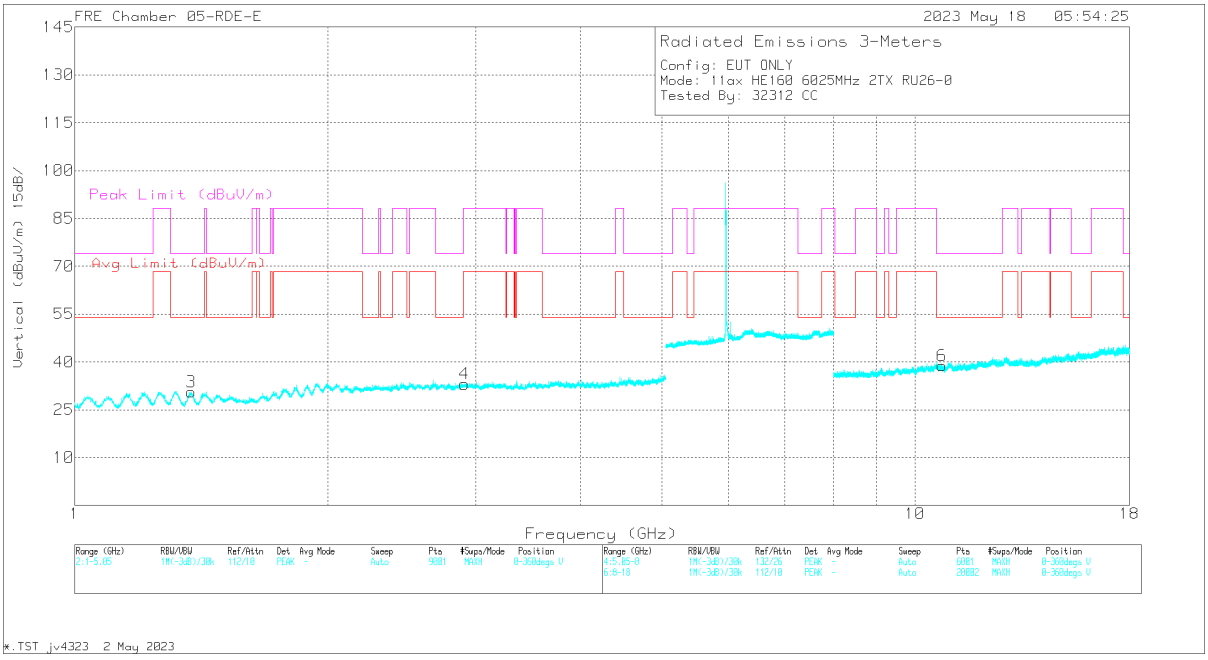

VERTICAL

UL VERIFICATION SERVICES
47173 Benicia Street, Fremont, CA 94538; USA TEL:(510) 319-4000 FAX:(510) 661-0888
This report shall not be reproduced except in full, without the written approval of UL VERIFICATION SERVICES

RADIATED EMISSIONS

Marker	Frequency (GHz)	Meter Reading (dBuV)	Det	226671 ACF (dB) 3mH	DCCF (dB)	Gain/Loss (dB)	Corrected Reading (dBuV/m)	Avg Limit (dBuV/m)	Margin (dB)	Peak Limit (dBuV/m)	PK Margin (dB)	Azimuth (Degs)	Height (cm)	Polarity
1	1.37306	50.18	ADR	28.7	0	-50.1	28.78	54	-25.22	-	-	2	200	H
	1.37629	62.25	PK-U	28.7	0	-50	40.95	-	-	74	-33.05	2	200	H
3	1.3741	62.08	PK-U	28.7	0	-50.06	40.72	-	-	74	-33.28	2	101	V
	1.37616	50.37	ADR	28.7	0	-50	29.07	54	-24.93	-	-	2	101	V
2	2.90522	48.07	ADR	32.5	0	-48.97	31.6	68.2	-36.6	-	-	2	101	H
	2.9062	59.65	PK-U	32.5	0	-48.95	43.2	-	-	88.2	-45	2	101	H
4	2.90728	48.03	ADR	32.5	0	-48.93	31.6	68.2	-36.6	-	-	2	200	V
	2.90947	60.45	PK-U	32.5	0	-48.94	44.01	-	-	88.2	-44.19	2	200	V
6	10.7628	44.12	ADR	37.8	0	-44.86	37.06	54	-16.94	-	-	2	200	V
	10.7648	55.91	PK-U	37.8	0	-44.9	48.81	-	-	74	-25.19	2	200	V
5	10.7831	55.42	PK-U	37.8	0	-45.1	48.12	-	-	74	-25.88	2	101	H
	10.7847	43.93	ADR	37.8	0	-45.13	36.6	54	-17.4	-	-	2	101	H

PK-U - U-NII: Maximum Peak
ADR - U-NII AD primary method, RMS average

UL VERIFICATION SERVICES
47173 Benicia Street, Fremont, CA 94538; USA TEL:(510) 319-4000 FAX:(510) 661-0888
This report shall not be reproduced except in full, without the written approval of UL VERIFICATION SERVICES

MID CHANNEL

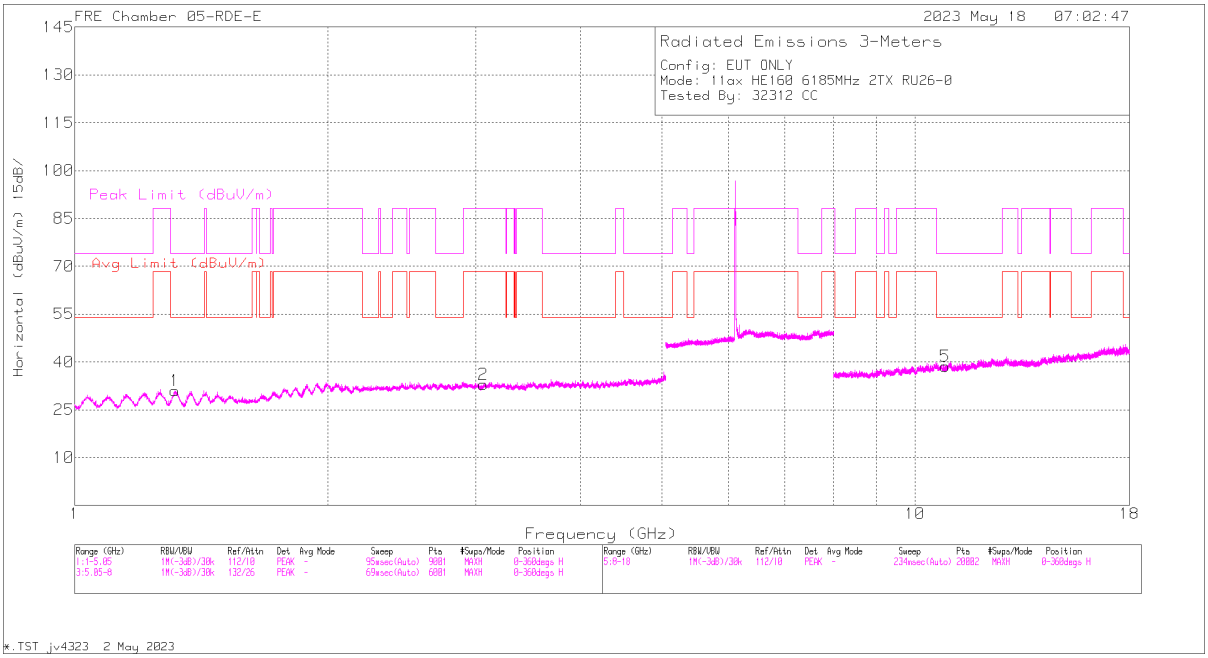

HORIZONTAL

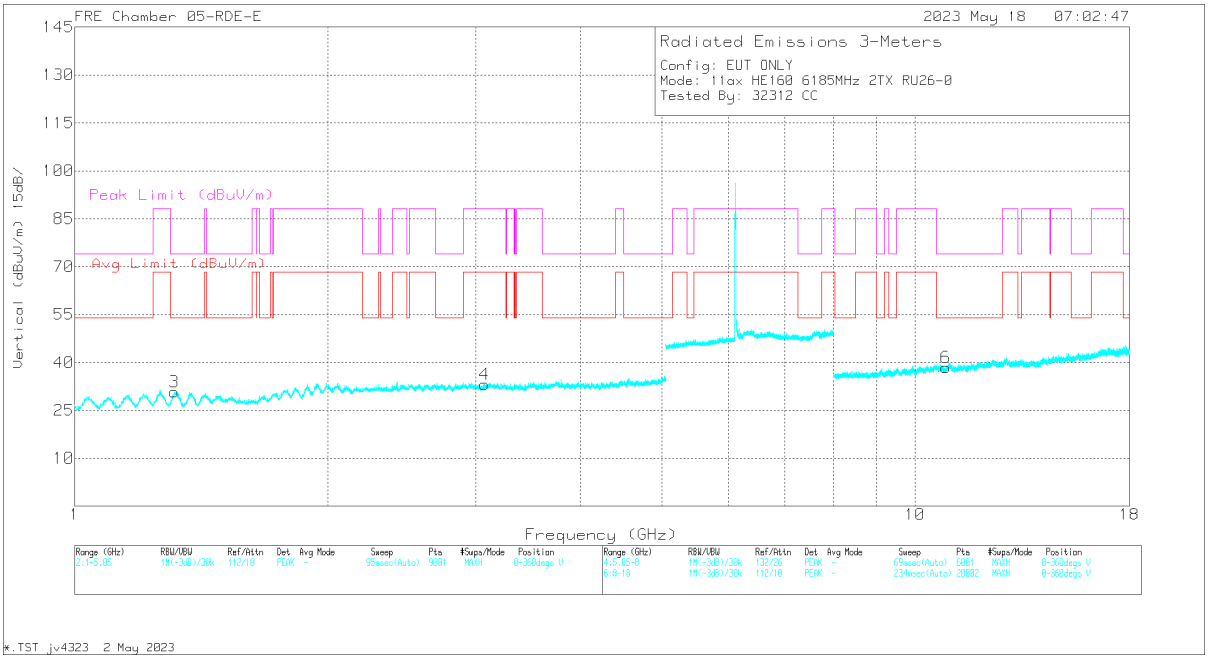

VERTICAL

UL VERIFICATION SERVICES
47173 Benicia Street, Fremont, CA 94538; USA TEL:(510) 319-4000 FAX:(510) 661-0888
This report shall not be reproduced except in full, without the written approval of UL VERIFICATION SERVICES

RADIATED EMISSIONS

Marker	Frequency (GHz)	Meter Reading (dBuV)	Det	226671 ACF (dB) 3mH	DCCF (dB)	Gain/Loss (dB)	Corrected Reading (dBuV/m)	Avg Limit (dBuV/m)	Margin (dB)	Peak Limit (dBuV/m)	PK Margin (dB)	Azimuth (Degs)	Height (cm)	Polarity
3	1.31406	62.2	PK-U	28.8	0	-50.14	40.86	-	-	74	-33.14	3	200	V
	1.31451	50.28	ADR	28.8	0	-50.13	28.95	54	-25.05	-	-	3	200	V
1	1.31588	62.81	PK-U	28.8	0	-50.1	41.51	-	-	74	-32.49	3	101	H
	1.31776	50.83	ADR	28.8	0	-50.08	29.55	54	-24.45	-	-	3	101	H
2	3.06502	58.74	PK-U	32.9	0	-48.3	43.34	-	-	88.2	-44.86	3	200	H
	3.06752	46.6	ADR	32.9	0	-48.31	31.19	68.2	-37.01	-	-	3	200	H
4	3.07654	58.35	PK-U	32.9	0	-48.38	42.87	-	-	88.2	-45.33	3	101	V
	3.07693	46.72	ADR	32.9	0	-48.39	31.23	68.2	-36.97	-	-	3	101	V
5	10.8635	44.02	ADR	37.9	0	-44.94	36.98	54	-17.02	-	-	3	199	H
	10.8659	55.85	PK-U	37.9	0	-44.96	48.79	-	-	74	-25.21	3	199	H
6	10.8882	55.81	PK-U	37.9	0	-44.99	48.72	-	-	74	-25.28	3	199	V
	10.8885	44.07	ADR	37.9	0	-45	36.97	54	-17.03	-	-	3	199	V

PK-U - U-NII: Maximum Peak
ADR - U-NII AD primary method, RMS average

UL VERIFICATION SERVICES
47173 Benicia Street, Fremont, CA 94538; USA TEL:(510) 319-4000 FAX:(510) 661-0888
This report shall not be reproduced except in full, without the written approval of UL VERIFICATION SERVICES

HIGH CHANNEL

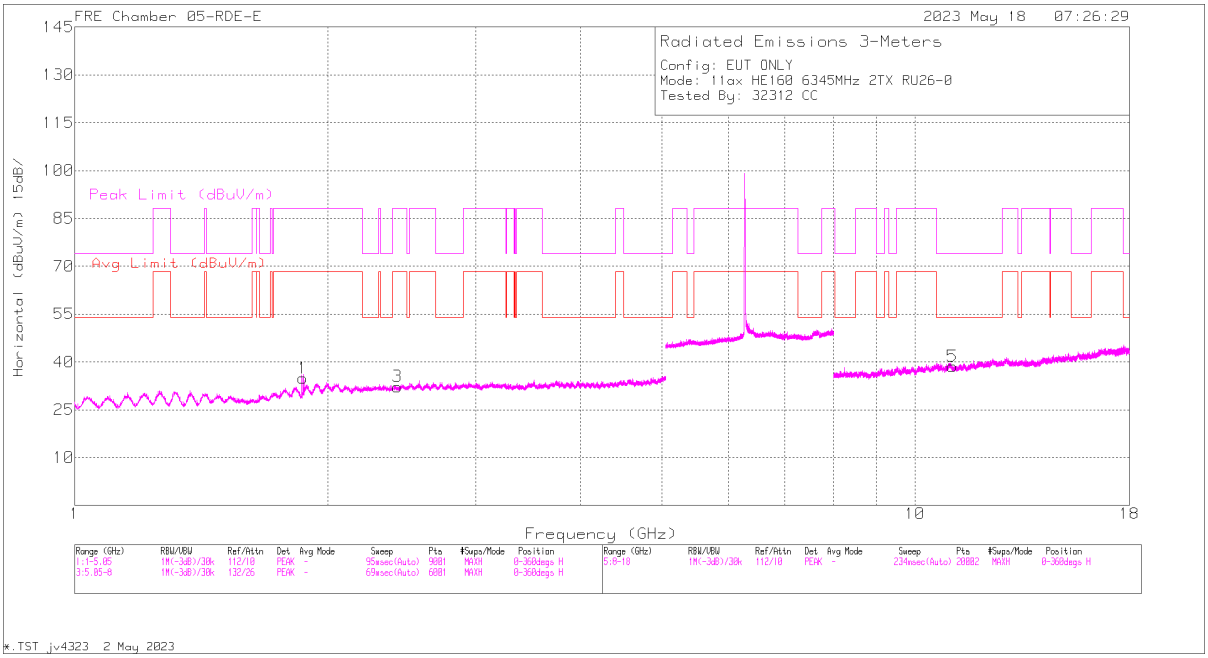

HORIZONTAL

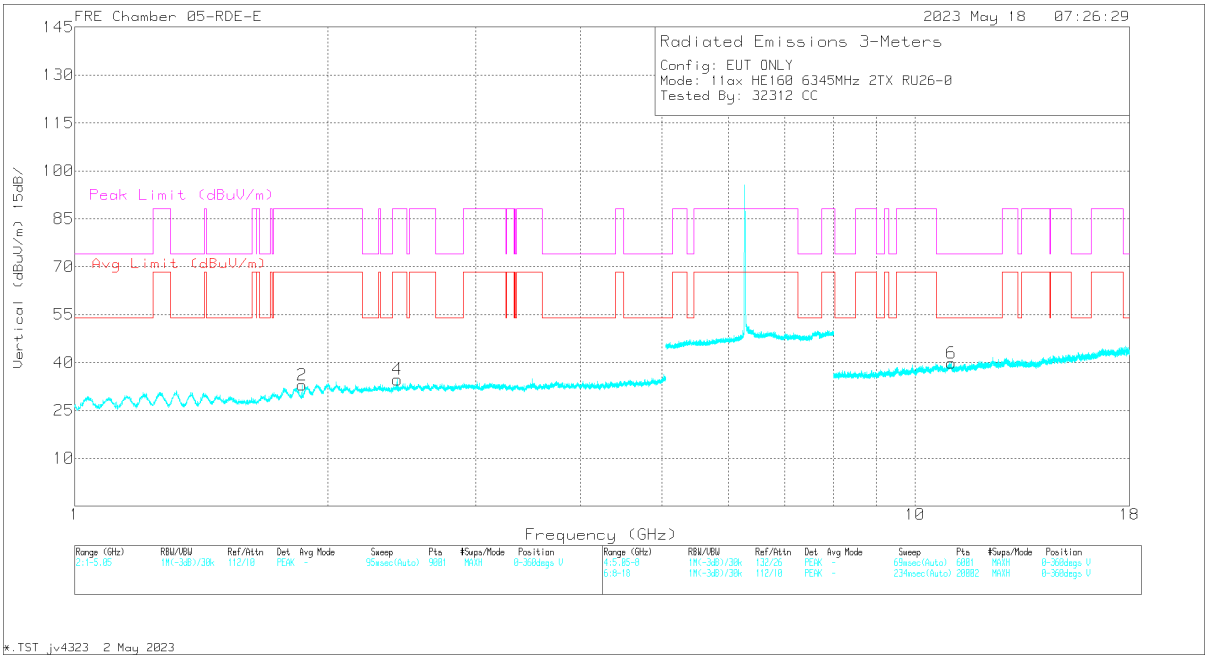

VERTICAL

UL VERIFICATION SERVICES
47173 Benicia Street, Fremont, CA 94538; USA TEL:(510) 319-4000 FAX:(510) 661-0888
This report shall not be reproduced except in full, without the written approval of UL VERIFICATION SERVICES

RADIATED EMISSIONS

Marker	Frequency (GHz)	Meter Reading (dBuV)	Det	226671 ACF (dB) 3mH	DCCF (dB)	Gain/Loss (dB)	Corrected Reading (dBuV/m)	Avg Limit (dBuV/m)	Margin (dB)	Peak Limit (dBuV/m)	PK Margin (dB)	Azimuth (Degs)	Height (cm)	Polarity
2	1.86522	58.68	PK-U	31.1	0	-50.13	39.65	-	-	88.2	-48.55	1	200	V
	1.86642	47.51	ADR	31.1	0	-50.18	28.43	68.2	-39.77	-	-	1	200	V
1	1.86675	48.15	ADR	31.1	0	-50.19	29.06	68.2	-39.14	-	-	1	200	H
	1.86903	59.25	PK-U	31.1	0	-50.23	40.12	-	-	88.2	-48.08	1	200	H
4	2.41779	48.75	ADR	32	0	-50.27	30.48	68.2	-37.72	-	-	1	200	V
	2.41942	61.18	PK-U	32	0	-50.21	42.97	-	-	88.2	-45.23	1	200	V
3	2.42003	48.72	ADR	32	0	-50.2	30.52	68.2	-37.68	-	-	1	200	H
	2.42007	60.35	PK-U	32	0	-50.2	42.15	-	-	88.2	-46.05	1	200	H
6	11.0507	43.21	ADR	37.9	0	-43.67	37.44	54	-16.56	-	-	1	101	V
	11.0534	54.62	PK-U	37.9	0	-43.76	48.76	-	-	74	-25.24	1	101	V
5	11.0791	42.96	ADR	38	0	-43.99	36.97	54	-17.03	-	-	1	101	H
	11.0818	54.3	PK-U	38	0	-43.93	48.37	-	-	74	-25.63	1	101	H

PK-U - U-NII: Maximum Peak
ADR - U-NII AD primary method, RMS average

UL VERIFICATION SERVICES
47173 Benicia Street, Fremont, CA 94538; USA TEL:(510) 319-4000 FAX:(510) 661-0888
This report shall not be reproduced except in full, without the written approval of UL VERIFICATION SERVICES

1TX Antenna 6 MODE: SU Mode

BANDEDGE (LOW CHANNEL)

HORIZONTAL RESULT

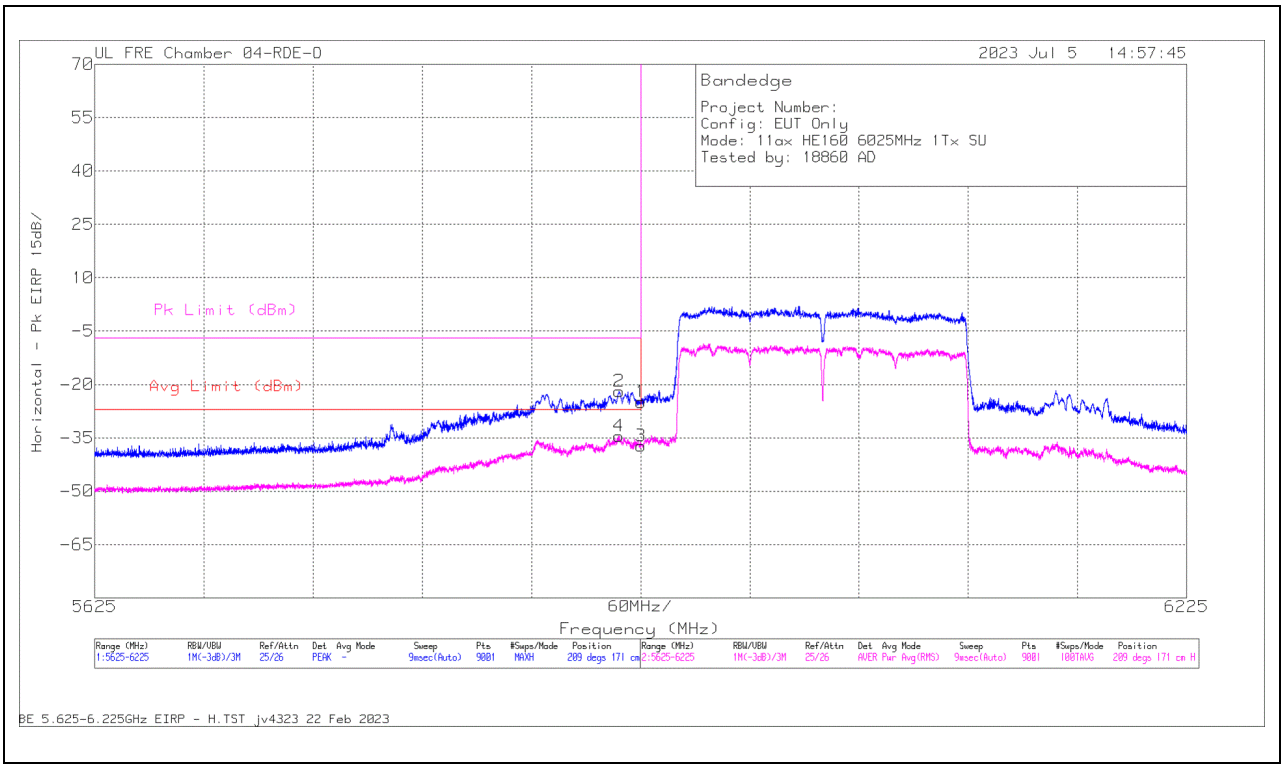

Marker	Frequency (MHz)	Meter Reading (dBm)	Det	80404_ACF(dB) - 3mH	Conversion Factor (dB)	DCCF (dB)	Gain/Loss (dB)	Corrected Reading EIRP	Avg Limit (dBm)	RMS Margin (dB)	Pk Limit (dBm)	PK Margin (dB)	Azimuth (Degs)	Height (cm)	Polarity
4	5913.07	-47.98	RMS	35	11.8	1.13	-34.06	-34.11	-27	-7.11	-	-	209	171	H
2	5913.14	-34.66	Pk	35	11.8	0	-34.06	-21.92	-	-	-7	-14.92	209	171	H
1	5925	-37.76	Pk	35.1	11.8	0	-34.06	-24.92	-	-	-7	-17.92	209	171	H
3	5925	-50.83	RMS	35.1	11.8	1.13	-34.06	-36.86	-27	-9.86	-	-	209	171	H

Pk - Peak detector
RMS - RMS detection

UL VERIFICATION SERVICES
47173 Benicia Street, Fremont, CA 94538; USA TEL:(510) 319-4000 FAX:(510) 661-0888
This report shall not be reproduced except in full, without the written approval of UL VERIFICATION SERVICES

VERTICAL RESULT

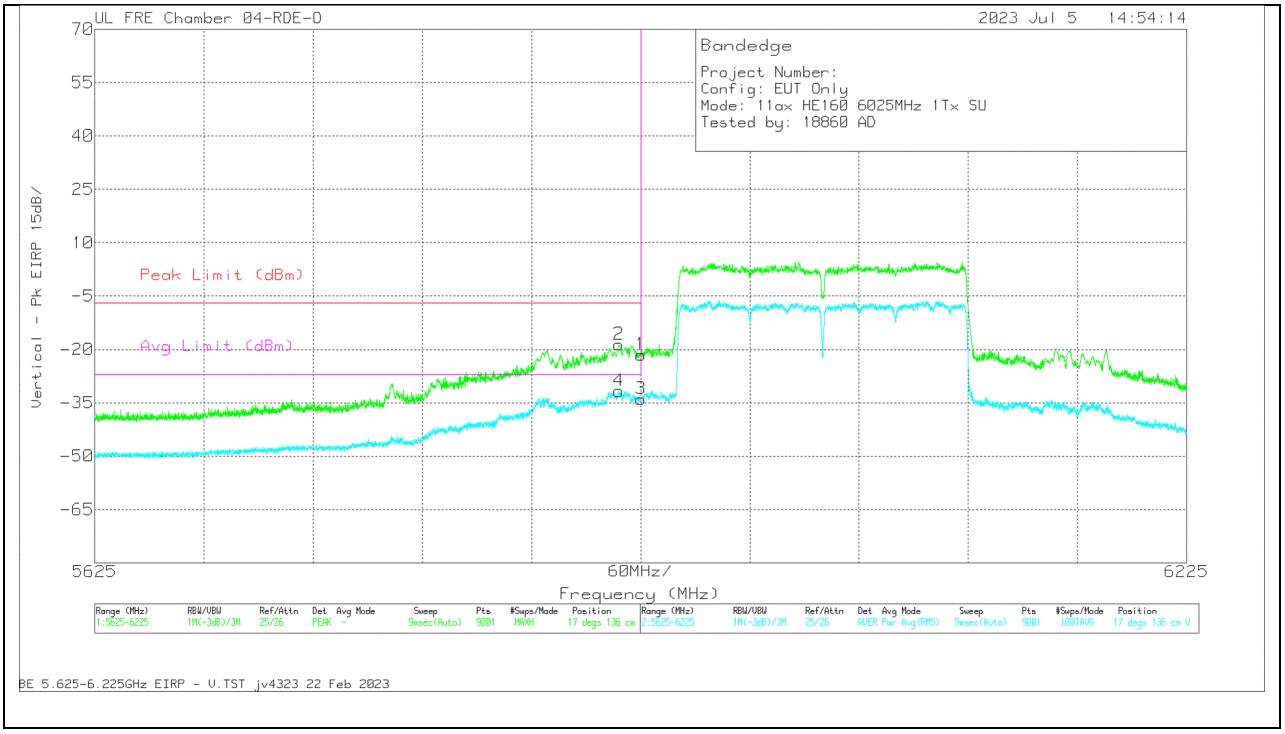

Marker	Frequency (MHz)	Meter Reading (dBm)	Det	80404_ACF(dB) - 3mH	Conversion Factor (dB)	DCCF (dB)	Gain/Loss (dB)	Corrected Reading EIRP	Peak Limit (dBm)	PK Margin (dB)	Avg Limit (dBm)	RMS Margin (dB)	Azimuth (Degs)	Height (cm)	Polarity
2	5912.94	-31.35	Pk	35	11.8	0	-34.06	-18.61	-7	-11.61	-	-	17	136	V
4	5913	-45.12	RMS	35	11.8	1.13	-34.06	-31.25	-	-	-27	-4.25	17	136	V
1	5925	-34.36	Pk	35.1	11.8	0	-34.06	-21.52	-7	-14.52	-	-	17	136	V
3	5925	-47.45	RMS	35.1	11.8	1.13	-34.06	-33.48	-	-	-27	-6.48	17	136	V

Pk - Peak detector
RMS - RMS detection

UL VERIFICATION SERVICES
47173 Benicia Street, Fremont, CA 94538; USA TEL:(510) 319-4000 FAX:(510) 661-0888
This report shall not be reproduced except in full, without the written approval of UL VERIFICATION SERVICES

1TX Antenna 5 MODE: SU Mode

BANDEDGE (LOW CHANNEL)

HORIZONTAL RESULT

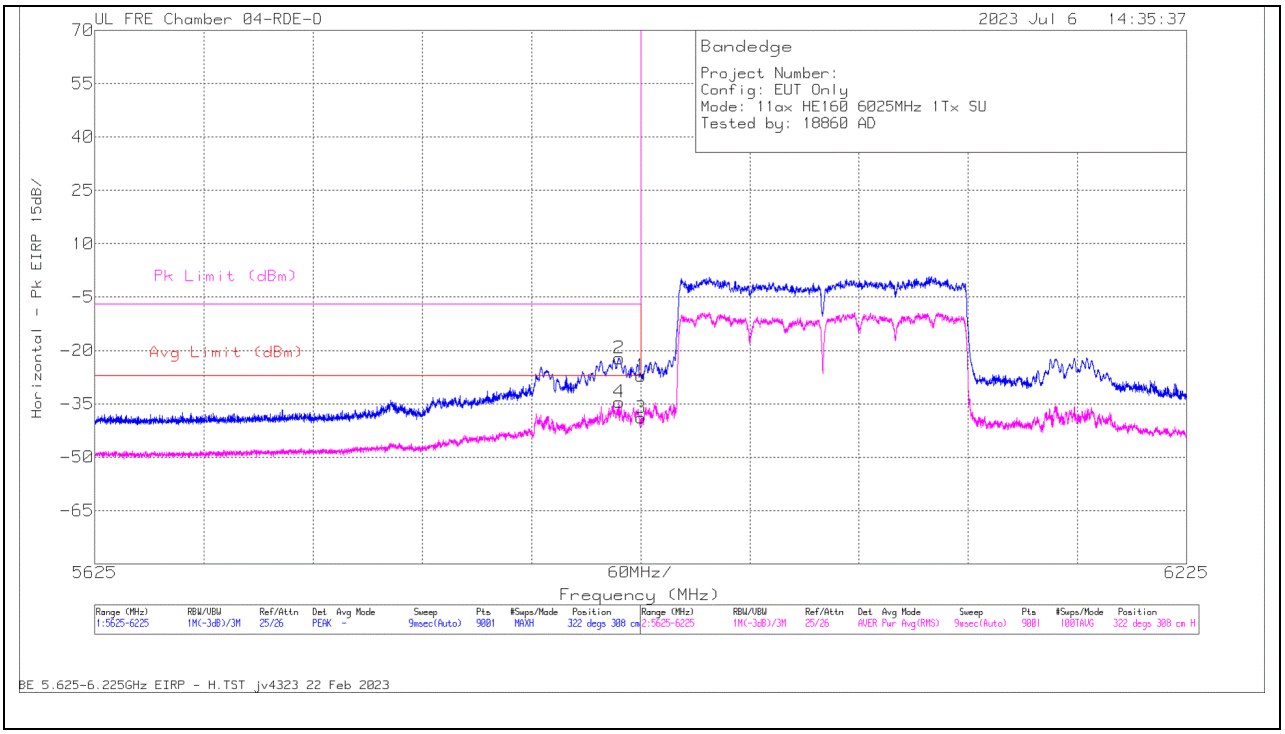

Marker	Frequency (MHz)	Meter Reading (dBm)	Det	80404_ACF(dB) - 3mH	Conversion Factor (dB)	DCCF (dB)	Gain/Loss (dB)	Corrected Reading EIRP	Avg Limit (dBm)	RMS Margin (dB)	Pk Limit (dBm)	PK Margin (dB)	Azimuth (Degs)	Height (cm)	Polarity
2	5913.14	-34.92	Pk	35	11.8	0	-34.06	-22.18	-	-	-7	-15.18	322	308	H
4	5913.14	-48.4	RMS	35	11.8	1.13	-34.06	-34.53	-27	-7.53	-	-	322	308	H
1	5925	-39.97	Pk	35.1	11.8	0	-34.06	-27.13	-	-	-7	-20.13	322	308	H
3	5925	-52.94	RMS	35.1	11.8	1.13	-34.06	-38.97	-27	-11.97	-	-	322	308	H

Pk - Peak detector
RMS - RMS detection

UL VERIFICATION SERVICES
47173 Benicia Street, Fremont, CA 94538; USA TEL:(510) 319-4000 FAX:(510) 661-0888
This report shall not be reproduced except in full, without the written approval of UL VERIFICATION SERVICES

VERTICAL RESULT

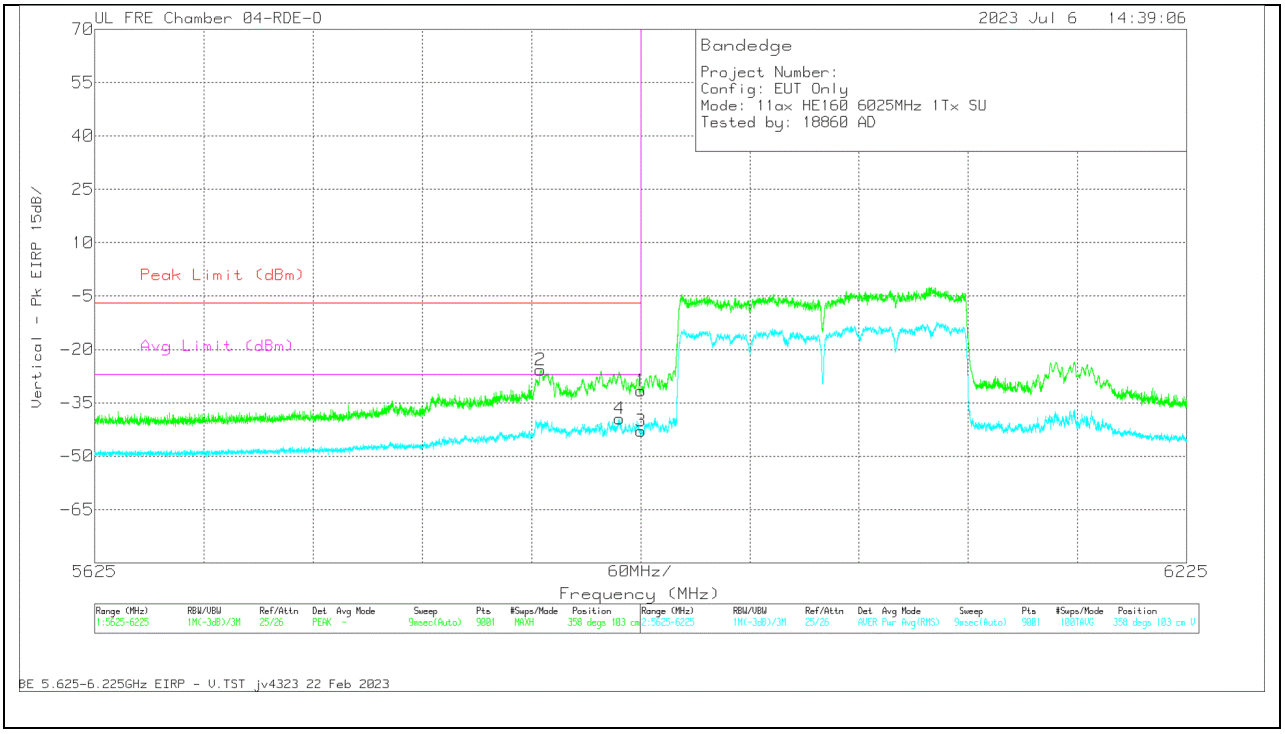

Marker	Frequency (MHz)	Meter Reading (dBm)	Det	80404_ACF(dB) - 3mH	Conversion Factor (dB)	DCCF (dB)	Gain/Loss (dB)	Corrected Reading EIRP	Peak Limit (dBm)	PK Margin (dB)	Avg Limit (dBm)	RMS Margin (dB)	Azimuth (Degs)	Height (cm)	Polarity
2	5869.94	-38.66	Pk	35.1	11.8	0	-34.03	-25.79	-7	-18.79	-	-	358	103	V
4	5913.27	-53.38	RMS	35	11.8	1.13	-34.06	-39.51	-	-	-27	-12.51	358	103	V
1	5925	-44.47	Pk	35.1	11.8	0	-34.06	-31.63	-7	-24.63	-	-	358	103	V
3	5925	-56.91	RMS	35.1	11.8	1.13	-34.06	-42.94	-	-	-27	-15.94	358	103	V

Pk - Peak detector
RMS - RMS detection

UL VERIFICATION SERVICES
47173 Benicia Street, Fremont, CA 94538; USA TEL:(510) 319-4000 FAX:(510) 661-0888
This report shall not be reproduced except in full, without the written approval of UL VERIFICATION SERVICES

2TX Antenna 6 + Antenna 5 OFDMA MODE: SU Mode Mode

BANDEDGE (LOW CHANNEL)

HORIZONTAL RESULT

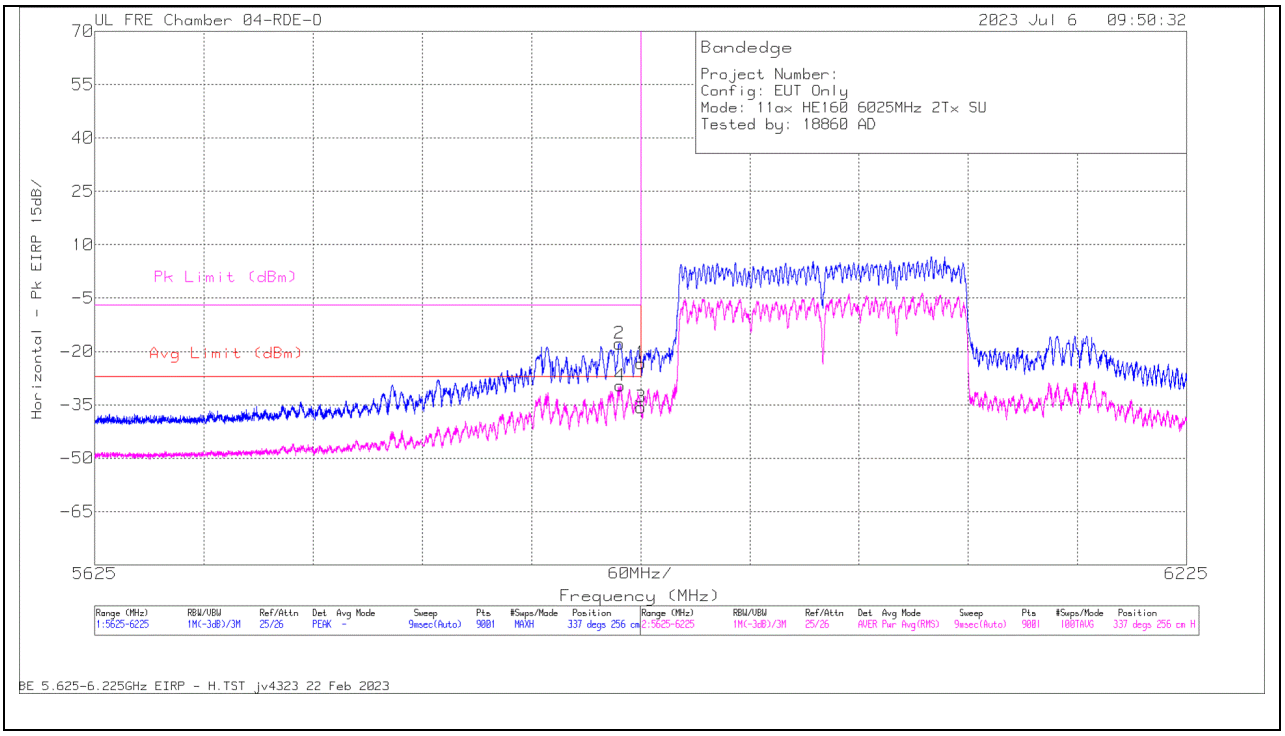

Trace Markers

Marker	Frequency (MHz)	Meter Reading (dBm)	Det	80404_ACF(dB) - 3mH	Conversion Factor (dB)	DCCF (dB)	Gain/Loss (dB)	Corrected Reading EIRP	Avg Limit (dBm)	RMS Margin (dB)	Pk Limit (dBm)	PK Margin (dB)	Azimuth (Degs)	Height (cm)	Polarity
2	5913.34	-30.53	Pk	35	11.8	0	-34.06	-17.79	-	-	-7	-10.79	337	256	H
4	5913.67	-43.55	RMS	35	11.8	1.13	-34.07	-29.69	-27	-2.69	-	-	337	256	H
1	5925	-36.17	Pk	35.1	11.8	0	-34.06	-23.33	-	-	-7	-16.33	337	256	H
3	5925	-49.72	RMS	35.1	11.8	1.13	-34.06	-35.75	-27	-8.75	-	-	337	256	H

Pk - Peak detector
RMS - RMS detection

UL VERIFICATION SERVICES
47173 Benicia Street, Fremont, CA 94538; USA TEL:(510) 319-4000 FAX:(510) 661-0888
This report shall not be reproduced except in full, without the written approval of UL VERIFICATION SERVICES

VERTICAL RESULT

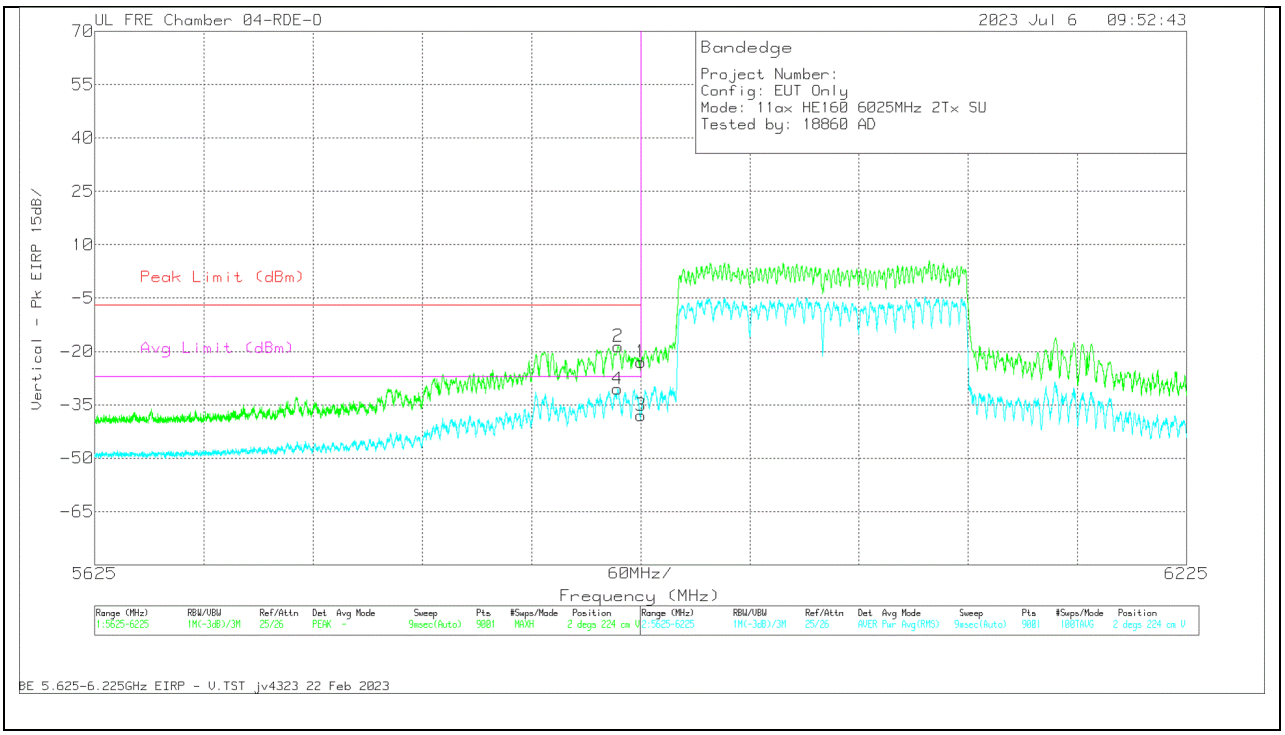

Trace Markers

Marker	Frequency (MHz)	Meter Reading (dBm)	Det	80404_ACF(dB) - 3mH	Conversion Factor (dB)	DCCF (dB)	Gain/Loss (dB)	Corrected Reading EIRP	Peak Limit (dBm)	PK Margin (dB)	Avg Limit (dBm)	RMS Margin (dB)	Azimuth (Degs)	Height (cm)	Polarity
4	5912.34	-44.46	RMS	35	11.8	1.13	-34.06	-30.59	-	-	-27	-3.59	2	224	V
2	5912.6	-31.31	Pk	35	11.8	0	-34.06	-18.57	-7	-11.57	-	-	2	224	V
1	5925	-35.84	Pk	35.1	11.8	0	-34.06	-23	-7	-16	-	-	2	224	V
3	5925	-52.01	RMS	35.1	11.8	1.13	-34.06	-38.04	-	-	-27	-11.04	2	224	V

Pk - Peak detector
RMS - RMS detection

UL VERIFICATION SERVICES
47173 Benicia Street, Fremont, CA 94538; USA TEL:(510) 319-4000 FAX:(510) 661-0888
This report shall not be reproduced except in full, without the written approval of UL VERIFICATION SERVICES

HARMONICS AND SPURIOUS EMISSIONS

LOW CHANNEL

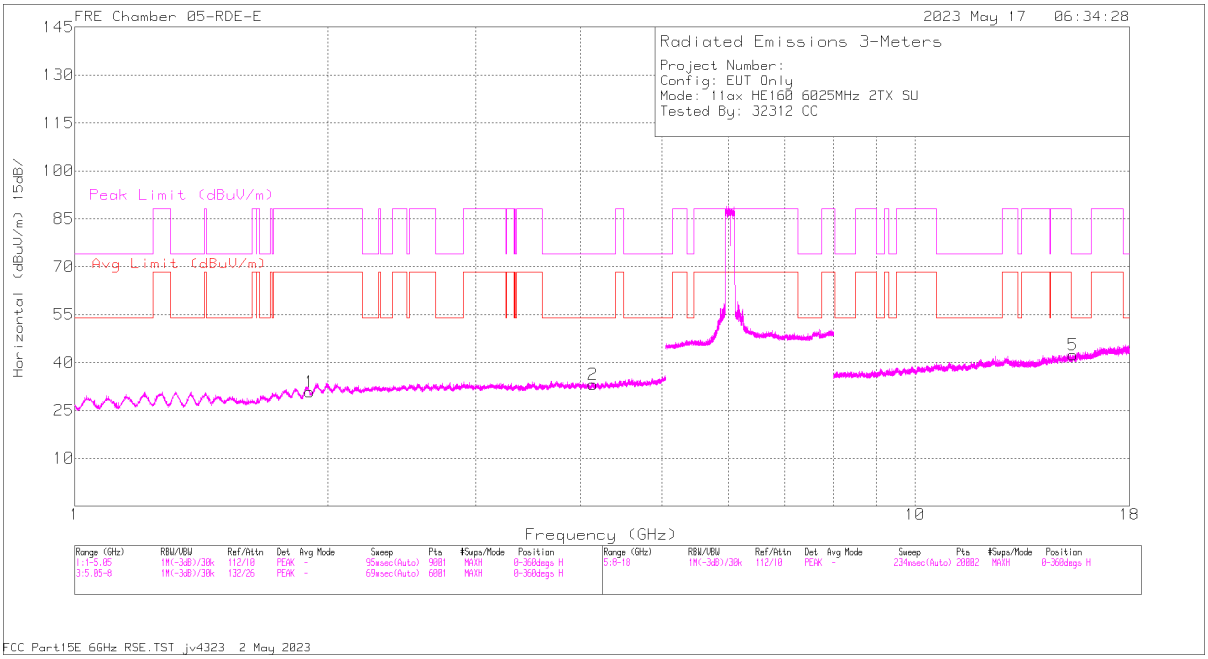

HORIZONTAL

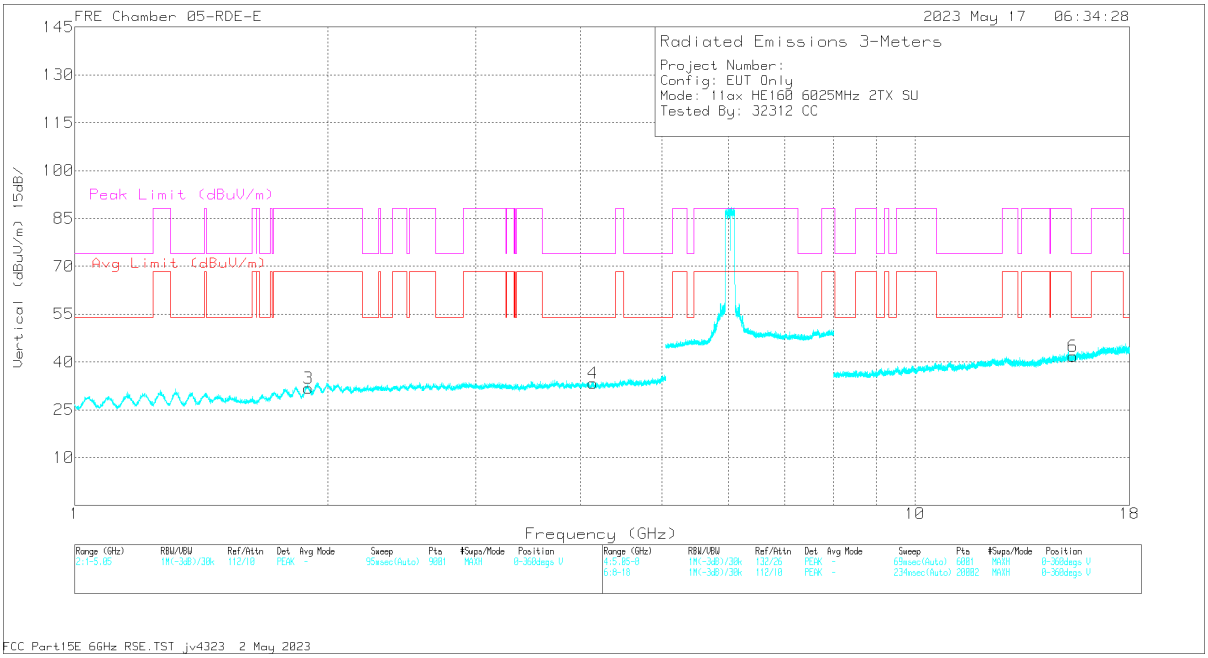

VERTICAL

UL VERIFICATION SERVICES
47173 Benicia Street, Fremont, CA 94538; USA TEL:(510) 319-4000 FAX:(510) 661-0888
This report shall not be reproduced except in full, without the written approval of UL VERIFICATION SERVICES

RADIATED EMISSIONS

Marker	Frequency (GHz)	Meter Reading (dBuV)	Det	226671 ACF (dB) 3mH	DCCF (dB)	Gain/Loss (dB)	Corrected Reading (dBuV/m)	Avg Limit (dBuV/m)	Margin (dB)	Peak Limit (dBuV/m)	PK Margin (dB)	Azimuth (Degs)	Height (cm)	Polarity
3	1.89668	50.04	ADR	31.3	0.1	-50.4	31.04	68.2	-37.16	-	-	360	200	V
	1.89853	61.37	PK-U	31.3	0	-50.48	42.19	-	-	88.2	-46.01	360	200	V
1	1.90375	48.9	ADR	31.3	0.1	-50.45	29.85	68.2	-38.35	-	-	360	200	H
	1.90538	60.9	PK-U	31.4	0	-50.51	41.79	-	-	88.2	-46.41	360	200	H
4	4.13545	45.71	ADR	33.3	0.1	-47.21	31.9	54	-22.1	-	-	360	101	V
	4.13617	57.76	PK-U	33.3	0	-47.2	43.86	-	-	74	-	360	101	V
2	4.13672	57.81	PK-U	33.3	0	-47.18	43.93	-	-	74	-	360	101	H
	4.13477	45.69	ADR	33.3	0.1	-47.21	31.88	54	-22.12	-	-	360	101	H
5	15.4196	55.05	PK-U	40.1	0	-43.84	51.31	-	-	74	-22.69	360	101	H
	15.4203	43.32	ADR	40.1	0.1	-43.83	39.69	54	-14.31	-	-	360	101	H
6	15.4257	43.91	ADR	40.1	0.1	-43.9	40.21	54	-13.79	-	-	360	200	V
	15.4283	55.27	PK-U	40.1	0	-43.83	51.54	-	-	74	-22.46	360	200	V

PK-U - U-NII: Maximum Peak
ADR - U-NII AD primary method, RMS average

UL VERIFICATION SERVICES
47173 Benicia Street, Fremont, CA 94538; USA TEL:(510) 319-4000 FAX:(510) 661-0888
This report shall not be reproduced except in full, without the written approval of UL VERIFICATION SERVICES

MID CHANNEL

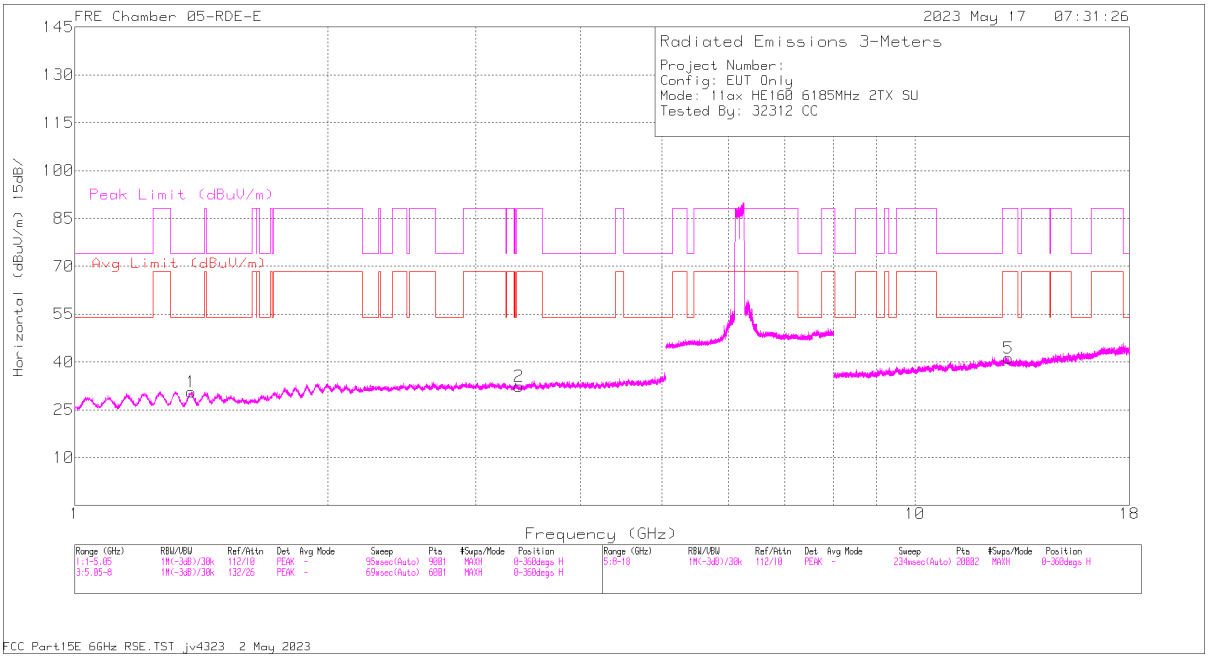

HORIZONTAL

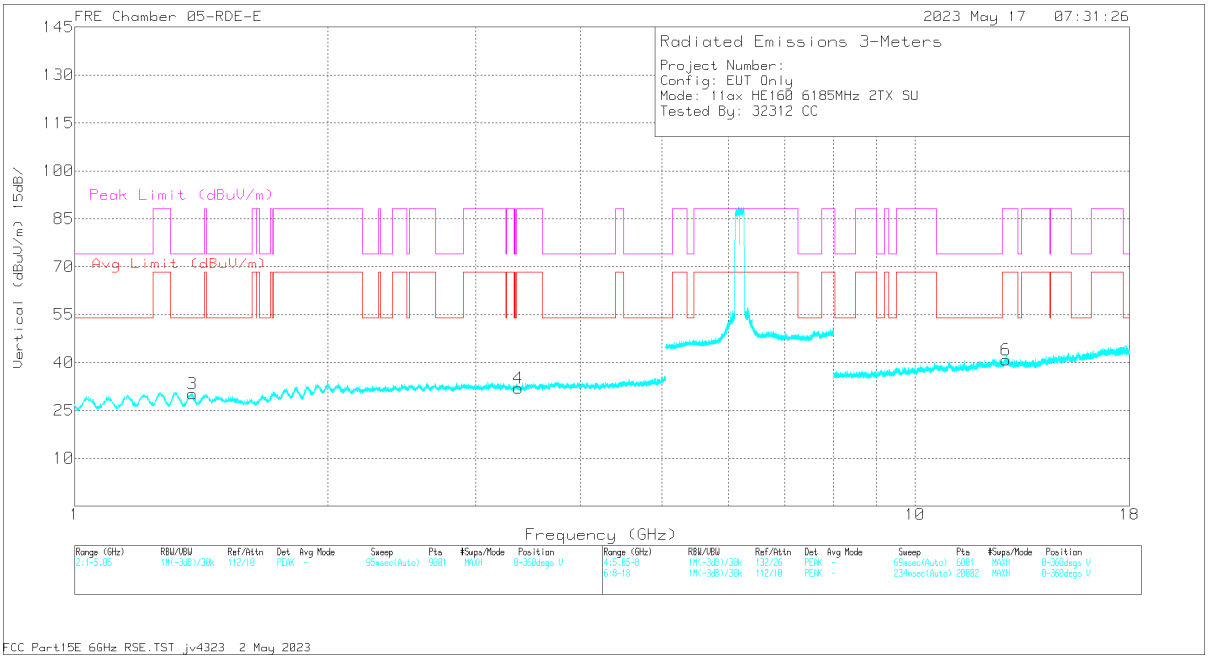

VERTICAL

UL VERIFICATION SERVICES
47173 Benicia Street, Fremont, CA 94538; USA TEL:(510) 319-4000 FAX:(510) 661-0888
This report shall not be reproduced except in full, without the written approval of UL VERIFICATION SERVICES

RADIATED EMISSIONS

Marker	Frequency (GHz)	Meter Reading (dBuV)	Det	226671 ACF (dB) 3mH	DCCF (dB)	Gain/Loss (dB)	Corrected Reading (dBuV/m)	Avg Limit (dBuV/m)	Margin (dB)	Peak Limit (dBuV/m)	PK Margin (dB)	Azimuth (Degs)	Height (cm)	Polarity
1	1.37425	62.42	PK-U	28.7	0	-50.05	41.07	-	-	74	-32.93	360	200	H
	1.37477	50.29	ADR	28.7	0.1	-50.03	29.06	54	-24.94	-	-	360	200	H
3	1.37837	49.98	ADR	28.7	0.1	-50.04	28.74	54	-25.26	-	-	360	200	V
	1.37953	61.42	PK-U	28.7	0	-50.07	40.05	-	-	74	-33.95	360	200	V
4	3.37198	57.3	PK-U	32.7	0	-47.32	42.68	-	-	88.2	-45.52	360	101	V
	3.37296	45.39	ADR	32.7	0.1	-47.34	30.85	68.2	-37.35	-	-	360	101	V
2	3.37562	45.36	ADR	32.7	0.1	-47.36	30.8	68.2	-37.4	-	-	360	200	H
	3.37722	57.42	PK-U	32.7	0	-47.37	42.75	-	-	88.2	-45.45	360	200	H
6	12.8383	54.4	PK-U	39.2	0	-44.06	49.54	-	-	88.2	-38.66	360	200	V
	12.8386	43.06	ADR	39.2	0.1	-44.05	38.31	68.2	-29.89	-	-	360	200	V
5	12.9241	43.01	ADR	39.1	0.1	-44.05	38.16	68.2	-30.04	-	-	360	101	H
	12.9244	54.67	PK-U	39.1	0	-44.05	49.72	-	-	88.2	-38.48	360	101	H

PK-U - U-NII: Maximum Peak
ADR - U-NII AD primary method, RMS average

UL VERIFICATION SERVICES
47173 Benicia Street, Fremont, CA 94538; USA TEL:(510) 319-4000 FAX:(510) 661-0888
This report shall not be reproduced except in full, without the written approval of UL VERIFICATION SERVICES

HIGH CHANNEL

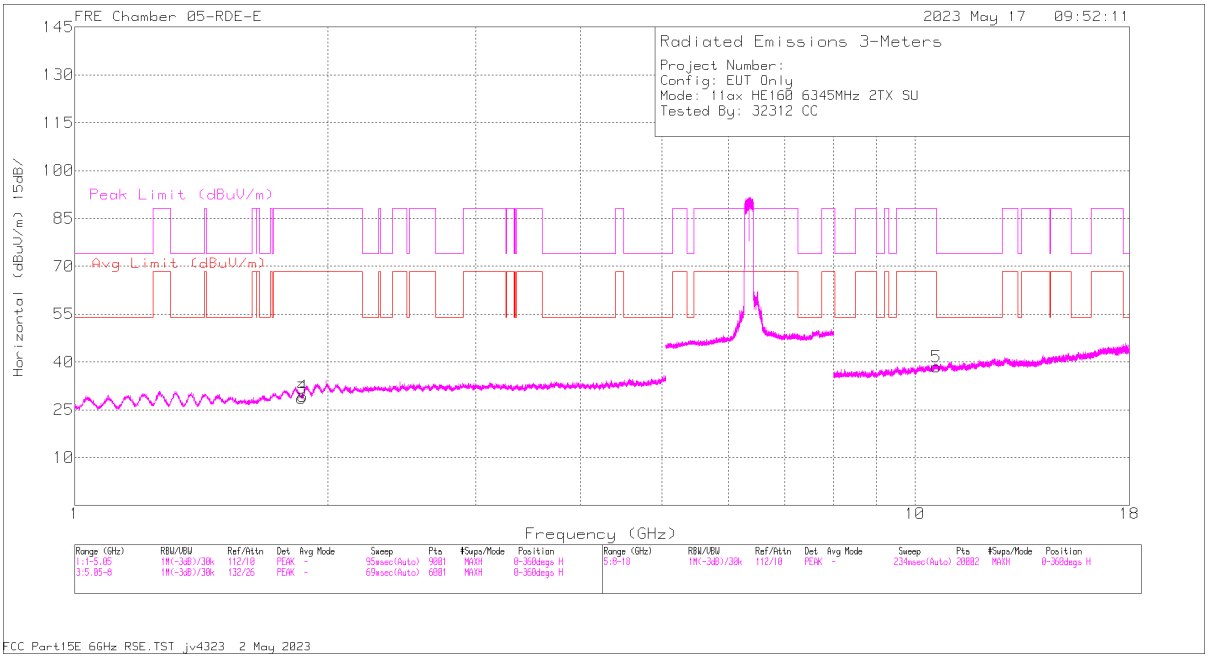

HORIZONTAL

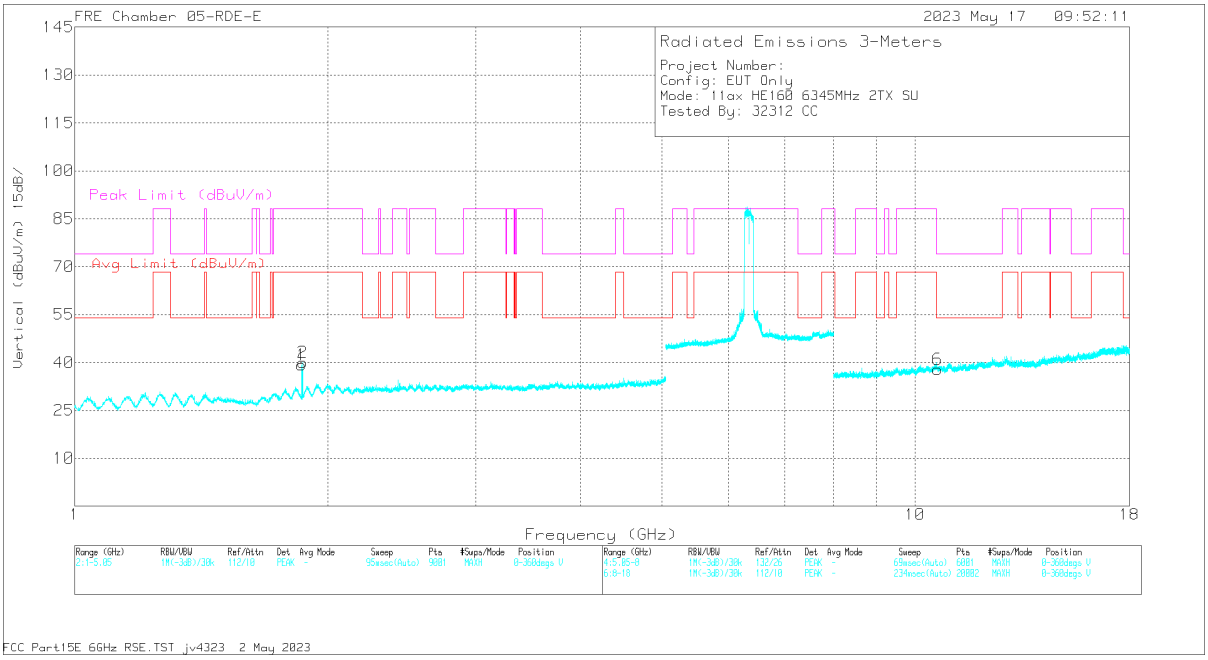

VERTICAL

UL VERIFICATION SERVICES
47173 Benicia Street, Fremont, CA 94538; USA TEL:(510) 319-4000 FAX:(510) 661-0888
This report shall not be reproduced except in full, without the written approval of UL VERIFICATION SERVICES

RADIATED EMISSIONS

Marker	Frequency (GHz)	Meter Reading (dBuV)	Det	226671 ACF (dB) 3mH	DCCF (dB)	Gain/Loss (dB)	Corrected Reading (dBuV/m)	Avg Limit (dBuV/m)	Margin (dB)	Peak Limit (dBuV/m)	PK Margin (dB)	Azimuth (Degs)	Height (cm)	Polarity
3	1.86367	58.73	PK-U	31.1	0	-50.12	39.71	-	-	88.2	-48.49	183	200	H
	1.8622	46.96	ADR	31	0.1	-50.13	27.93	68.2	-40.27	-	-	183	200	H
1	1.86339	58.57	PK-U	31	0	-50.13	39.44	-	-	88.2	-48.76	96	112	V
	1.86449	46.9	ADR	31.1	0.1	-50.12	27.98	68.2	-40.22	-	-	96	112	V
4	1.86634	59.31	PK-U	31.1	0	-50.17	40.24	-	-	88.2	-47.96	183	200	H
	1.86675	47.85	ADR	31.1	0.1	-50.19	28.86	68.2	-39.34	-	-	183	200	H
2	1.86768	59.17	PK-U	31.1	0	-50.22	40.05	-	-	88.2	-48.15	183	372	V
	1.86672	47.7	ADR	31.1	0.1	-50.19	28.71	68.2	-39.49	-	-	183	372	V
5	10.6059	56.08	PK-U	37.8	0	-45.09	48.79	-	-	74	-25.21	183	101	H
	10.606	44.49	ADR	37.8	0.1	-45.08	37.31	54	-16.69	-	-	183	101	H
6	10.6399	55.71	PK-U	37.8	0	-45.05	48.46	-	-	74	-25.54	183	101	V
	10.6412	44.27	ADR	37.8	0.1	-45.04	37.13	54	-16.87	-	-	183	101	V

PK-U - U-NII: Maximum Peak
ADR - U-NII AD primary method, RMS average

UL VERIFICATION SERVICES
47173 Benicia Street, Fremont, CA 94538; USA TEL:(510) 319-4000 FAX:(510) 661-0888
This report shall not be reproduced except in full, without the written approval of UL VERIFICATION SERVICES

1.1.5. TX ABOVE 1 GHz 802.11ax HE20 MODE IN THE UNII-6 BAND

2TX Antenna 6 + Antenna 5 OFDMA MODE: 26-Tones, RU Index 0

HARMONIC AND SPURIOUS EMISSIONS

LOW CHANNEL

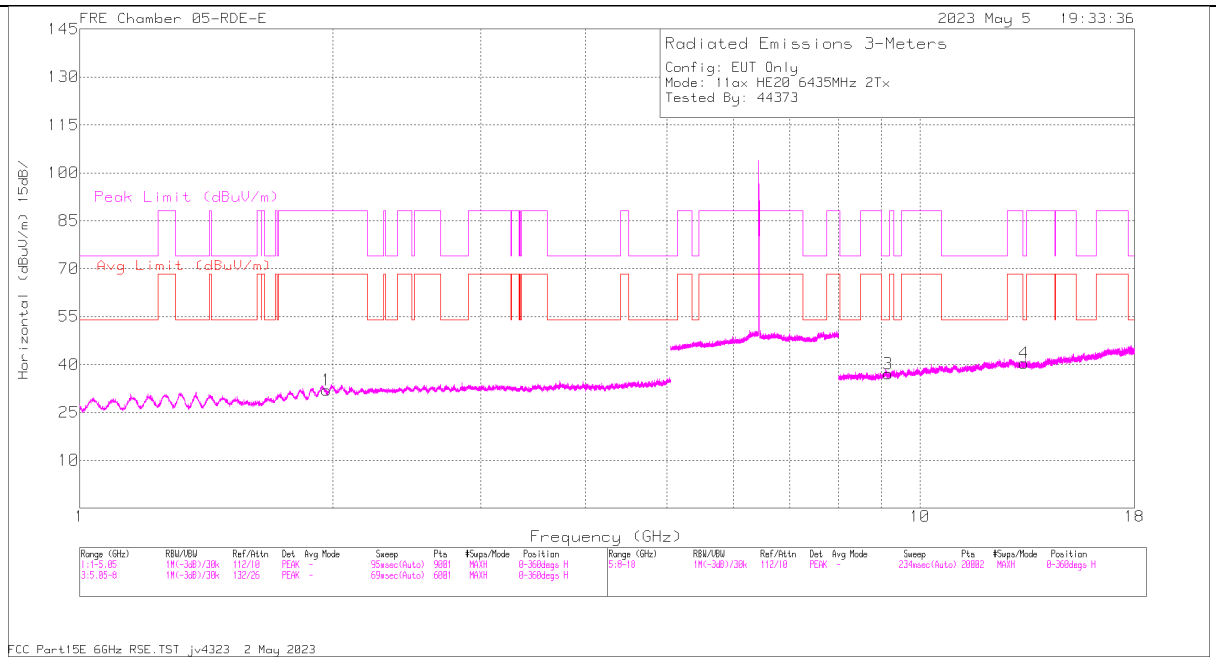

HORIZONTAL

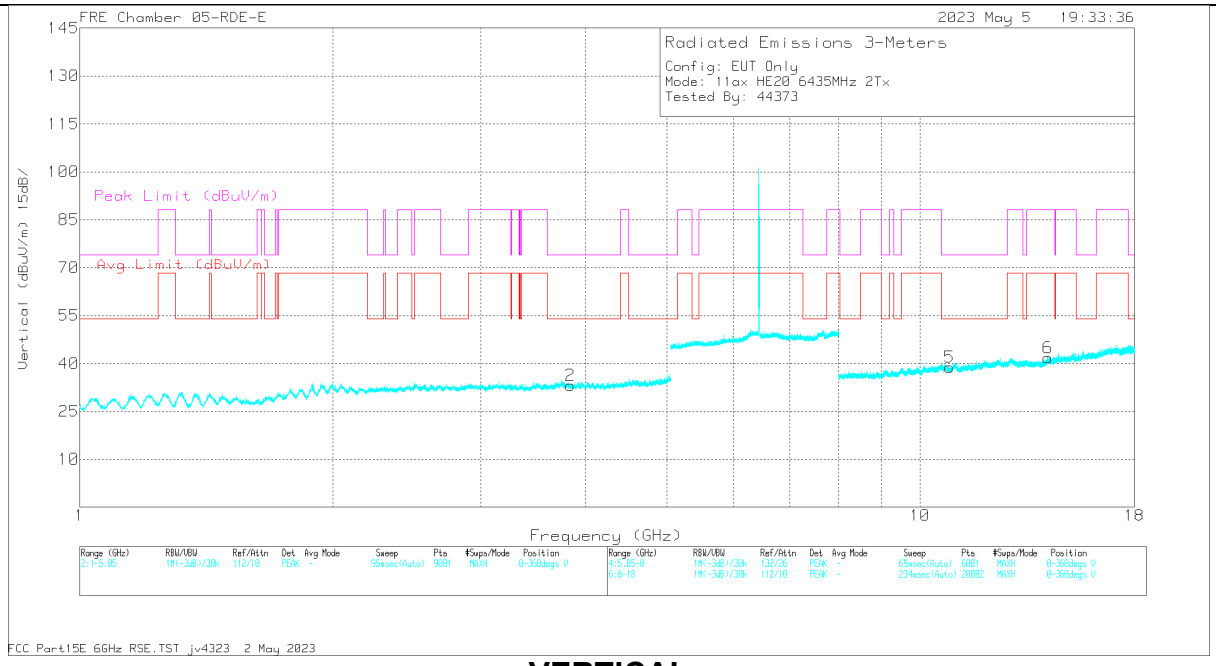

VERTICAL

UL VERIFICATION SERVICES
47173 Benicia Street, Fremont, CA 94538; USA TEL:(510) 319-4000 FAX:(510) 661-0888
This report shall not be reproduced except in full, without the written approval of UL VERIFICATION SERVICES

RADIATED EMISSIONS

Marker	Frequency (GHz)	Meter Reading (dBuV)	Det	226671 ACF (dB) 3mH	Gain/Loss (dB)	Corrected Reading (dBuV/m)	Avg Limit (dBuV/m)	Margin (dB)	Peak Limit (dBuV/m)	PK Margin (dB)	Azimuth (Degs)	Height (cm)	Polarity
1	1.96425	49.24	ADR	31.6	-50.55	30.29	68.2	-37.91	-	-	360	101	H
	1.96548	60.66	PK-U	31.6	-50.51	41.75	-	-	88.2	-46.45	360	101	H
2	3.83789	56.75	PK-U	33.4	-46.89	43.26	-	-	74	-30.74	360	200	V
	3.83901	45.21	ADR	33.4	-46.95	31.66	54	-22.34	-	-	360	200	V
3	9.16213	44.13	ADR	36.2	-45.17	35.16	54	-18.84	-	-	360	200	H
	9.16338	55.81	PK-U	36.2	-45.19	46.82	-	-	74	-27.18	360	200	H
5	10.8381	44.47	ADR	37.8	-45.01	37.26	54	-16.74	-	-	360	101	V
	10.8383	56.03	PK-U	37.8	-45.01	48.82	-	-	74	-25.18	360	101	V
4	13.3068	55.75	PK-U	38.9	-44.62	50.03	-	-	74	-23.97	360	101	H
	13.3074	44.17	ADR	38.9	-44.63	38.44	54	-15.56	-	-	360	101	H
6	14.1946	44.67	ADR	39	-43.82	39.85	68.2	-28.35	-	-	360	200	V
	14.1947	56.45	PK-U	39	-43.82	51.63	-	-	88.2	-36.57	360	200	V

PK-U - U-NII: Maximum Peak
ADR - U-NII AD primary method, RMS average

UL VERIFICATION SERVICES
47173 Benicia Street, Fremont, CA 94538; USA TEL:(510) 319-4000 FAX:(510) 661-0888
This report shall not be reproduced except in full, without the written approval of UL VERIFICATION SERVICES

MID CHANNEL

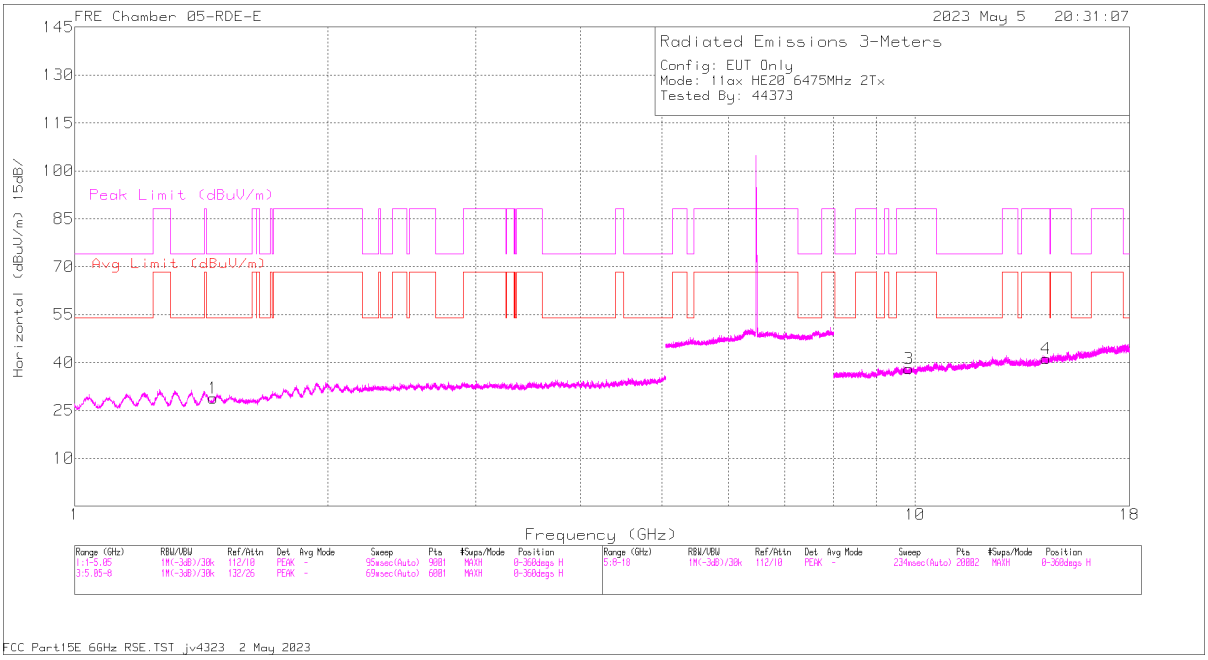

HORIZONTAL

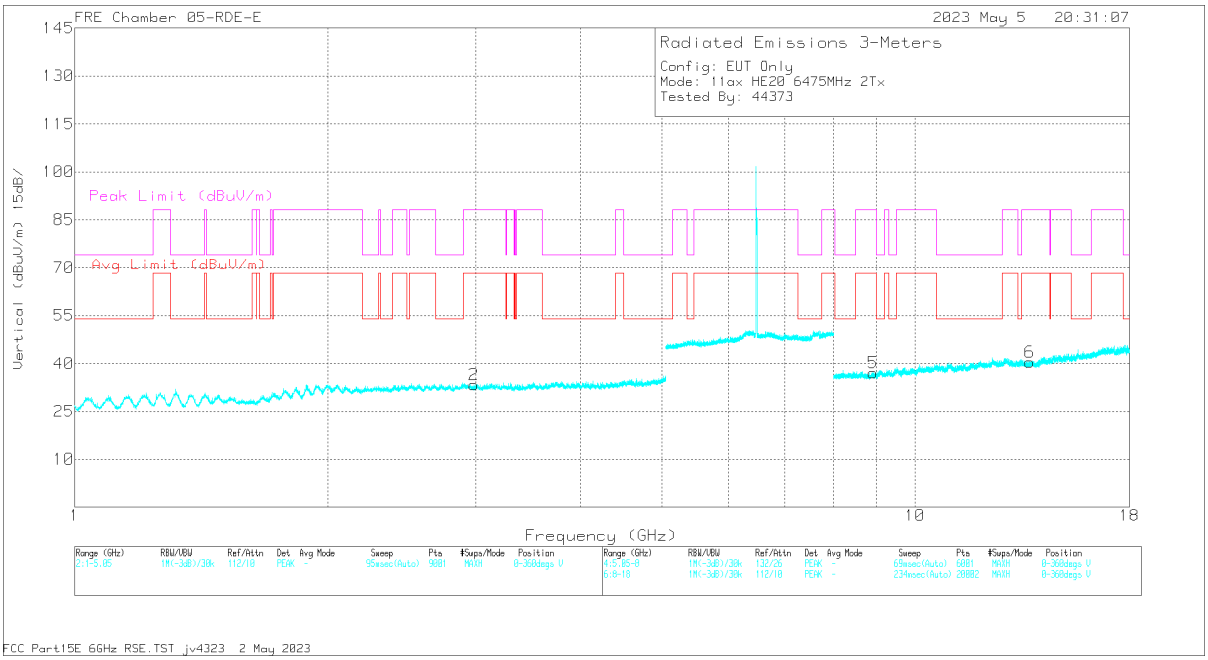

VERTICAL

UL VERIFICATION SERVICES
47173 Benicia Street, Fremont, CA 94538; USA TEL:(510) 319-4000 FAX:(510) 661-0888
This report shall not be reproduced except in full, without the written approval of UL VERIFICATION SERVICES

RADIATED EMISSIONS

Marker	Frequency (GHz)	Meter Reading (dBuV)	Det	226671 ACF (dB) 3mH	Gain/Loss (dB)	Corrected Reading (dBuV/m)	Avg Limit (dBuV/m)	Margin (dB)	Peak Limit (dBuV/m)	PK Margin (dB)	Azimuth (Degs)	Height (cm)	Polarity
1	1.45942	60.63	PK-U	28.3	-50.31	38.62	-	-	74	-35.38	360	101	H
	1.4625	48.88	ADR	28.3	-50.26	26.92	54	-27.08	-	-	360	101	H
2	2.98656	59.02	PK-U	32.7	-48.43	43.29	-	-	88.2	-44.91	360	200	V
	2.98752	47.04	ADR	32.7	-48.4	31.34	68.2	-36.86	-	-	360	200	V
5	8.9124	55.37	PK-U	36	-44.5	46.87	-	-	88.2	-41.33	360	101	V
	8.91293	44.16	ADR	36	-44.52	35.64	68.2	-32.56	-	-	360	101	V
3	9.83071	45.96	ADR	37	-46.86	36.1	68.2	-32.1	-	-	360	101	H
	9.83184	57.42	PK-U	37	-46.91	47.51	-	-	88.2	-40.69	360	101	H
6	13.7028	56.54	PK-U	38.6	-44.61	50.53	-	-	88.2	-37.67	360	101	V
	13.7042	44.52	ADR	38.6	-44.62	38.5	68.2	-29.7	-	-	360	101	V
4	14.3152	44.03	ADR	39.1	-44.45	38.68	68.2	-29.52	-	-	360	200	H
	14.3169	55.78	PK-U	39.1	-44.39	50.49	-	-	88.2	-37.71	360	200	H

PK-U - U-NII: Maximum Peak
ADR - U-NII AD primary method, RMS average

UL VERIFICATION SERVICES
47173 Benicia Street, Fremont, CA 94538; USA TEL:(510) 319-4000 FAX:(510) 661-0888
This report shall not be reproduced except in full, without the written approval of UL VERIFICATION SERVICES

HIGH CHANNEL

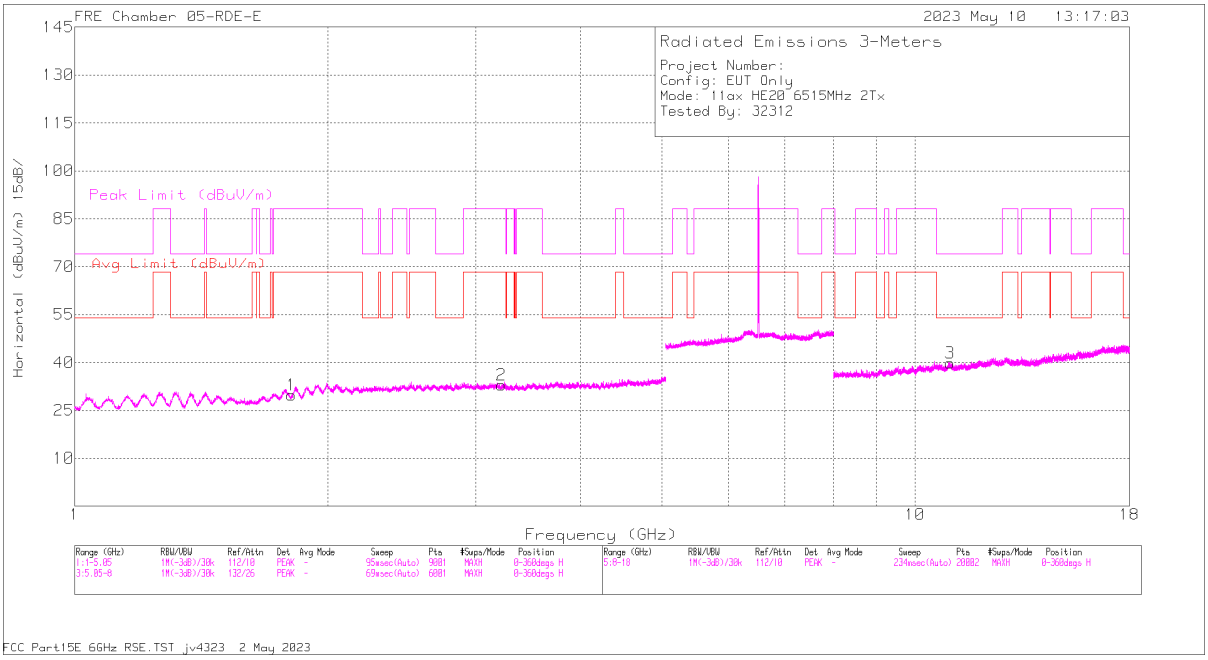

HORIZONTAL

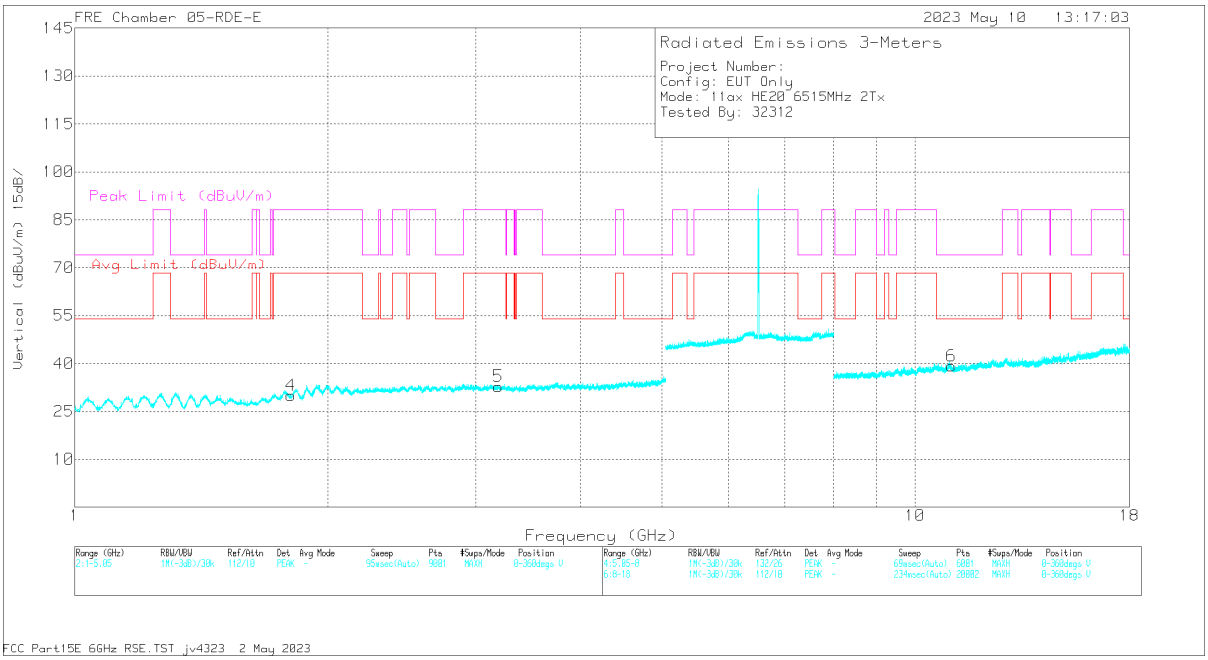

VERTICAL

UL VERIFICATION SERVICES
47173 Benicia Street, Fremont, CA 94538; USA TEL:(510) 319-4000 FAX:(510) 661-0888
This report shall not be reproduced except in full, without the written approval of UL VERIFICATION SERVICES

RADIATED EMISSIONS

Marker	Frequency (GHz)	Meter Reading (dBuV)	Det	226671 ACF (dB) 3mH	Gain/Loss (dB)	Corrected Reading (dBuV/m)	Avg Limit (dBuV/m)	Margin (dB)	Peak Limit (dBuV/m)	PK Margin (dB)	Azimuth (Degs)	Height (cm)	Polarity
4	1.81101	59.34	PK-U	30.4	-49.99	39.75	-	-	88.2	-48.45	1	200	1.81101
	1.80841	48.06	ADR	30.4	-50.02	28.44	68.2	-39.76	-	-	1	200	1.80841
1	1.80894	59.71	PK-U	30.4	-50	40.11	-	-	88.2	-48.09	1	101	1.80894
	1.81215	47.95	ADR	30.5	-50	28.45	68.2	-39.75	-	-	1	101	1.81215
5	3.19088	46.36	ADR	32.9	-47.82	31.44	68.2	-36.76	-	-	1	200	3.19088
	3.19305	57.97	PK-U	32.9	-47.76	43.11	-	-	88.2	-45.09	1	200	3.19305
2	3.21682	46.21	ADR	32.9	-47.84	31.27	68.2	-36.93	-	-	1	200	3.21682
	3.21779	58.32	PK-U	32.9	-47.81	43.41	-	-	88.2	-44.79	1	200	3.21779
3	11.0204	43.61	ADR	37.9	-43.72	37.79	54	-16.21	-	-	1	200	11.0204
	11.0206	55.05	PK-U	37.9	-43.71	49.24	-	-	74	-24.76	1	200	11.0206
6	11.0586	43.81	ADR	37.9	-43.82	37.89	54	-16.11	-	-	1	101	11.0586
	11.0598	54.73	PK-U	37.9	-43.85	48.78	-	-	74	-25.22	1	101	11.0598

PK-U - U-NII: Maximum Peak
ADR - U-NII AD primary method, RMS average

UL VERIFICATION SERVICES
47173 Benicia Street, Fremont, CA 94538; USA TEL:(510) 319-4000 FAX:(510) 661-0888
This report shall not be reproduced except in full, without the written approval of UL VERIFICATION SERVICES

2TX Antenna 6 + Antenna 5 OFDMA MODE: SU Mode

HARMONICS AND SPURIOUS EMISSIONS

LOW CHANNEL

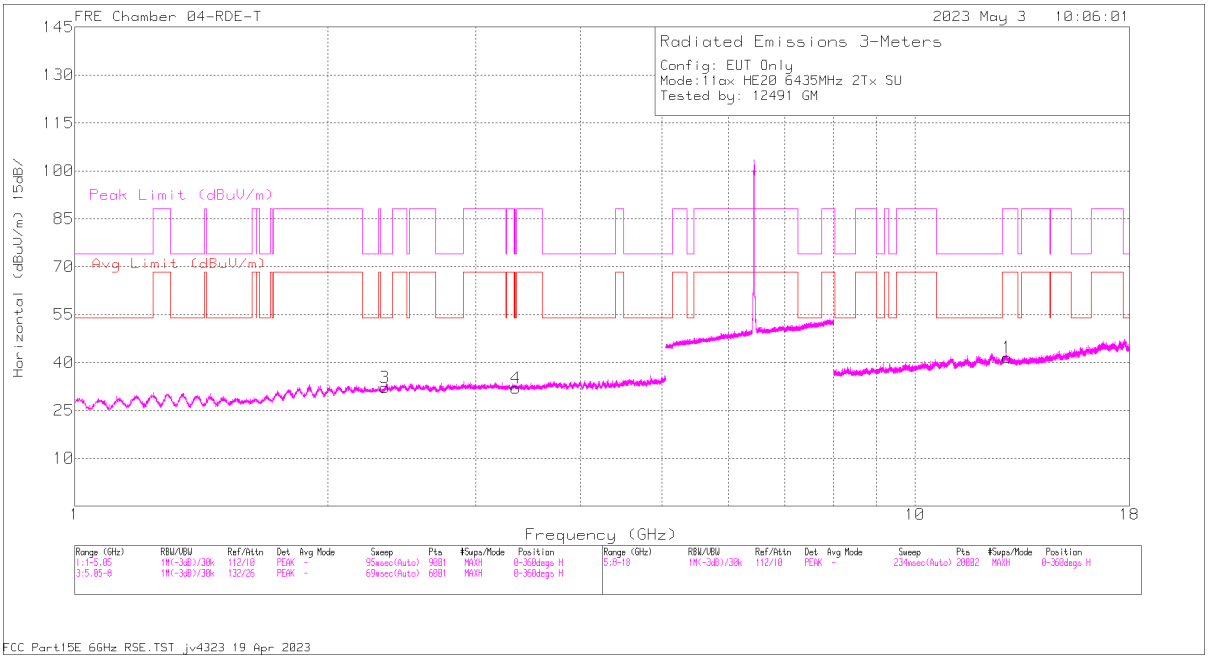

HORIZONTAL

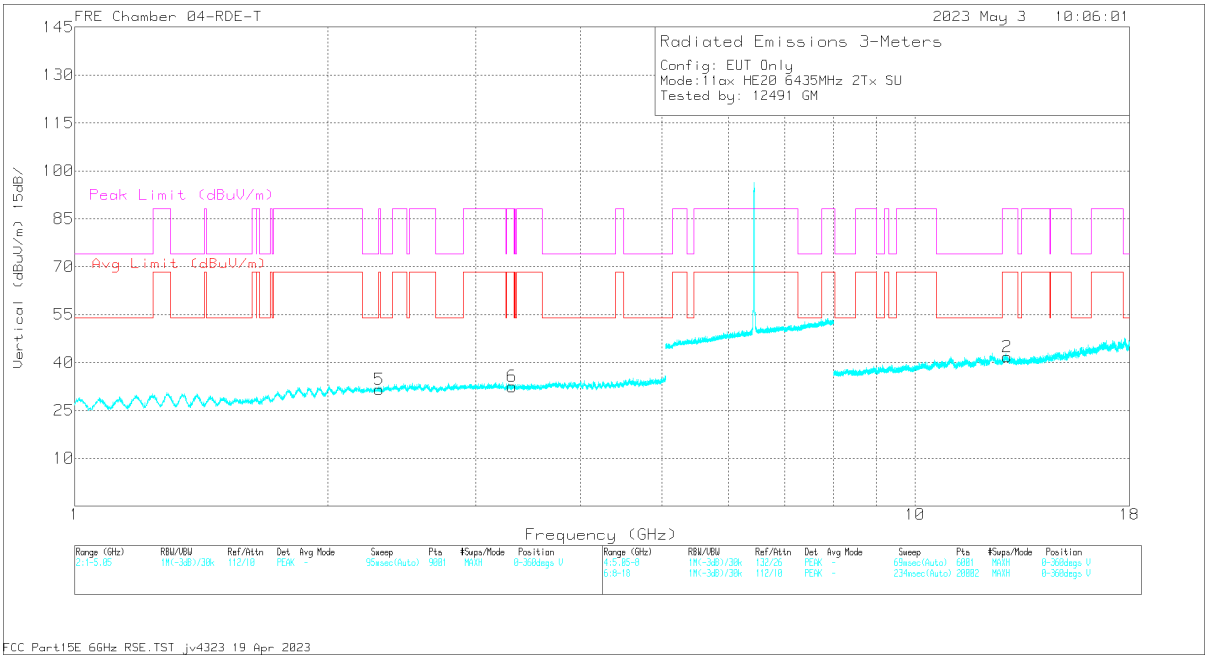

VERTICAL

UL VERIFICATION SERVICES
47173 Benicia Street, Fremont, CA 94538; USA TEL:(510) 319-4000 FAX:(510) 661-0888
This report shall not be reproduced except in full, without the written approval of UL VERIFICATION SERVICES

RADIATED EMISSIONS

Marker	Frequency (GHz)	Meter Reading (dBuV)	Det	226673 ACF (dB) 3mH	Gain/Loss (dB)	Corrected Reading (dBuV/m)	Avg Limit (dBuV/m)	Margin (dB)	Peak Limit (dBuV/m)	PK Margin (dB)	Azimuth (Degs)	Height (cm)	Polarity
3	2.33771	58.05	PK-U	31.9	-47.65	42.3	-	-	74	-31.7	42	109	H
	2.34013	46.34	ADR	31.9	-47.69	30.55	54	-23.45	-	-	42	109	H
4	3.35319	54.92	PK-U	32.7	-44.98	42.64	-	-	74	-31.36	11	144	H
	3.353	43.5	ADR	32.7	-44.98	31.22	54	-22.78	-	-	11	144	H
5	2.30314	57.6	PK-U	31.8	-47.52	41.88	-	-	88.2	-46.32	259	391	V
	2.3051	46.43	ADR	31.8	-47.51	30.72	68.2	-37.48	-	-	259	391	V
6	3.31468	43.48	ADR	32.7	-45.01	31.17	68.2	-37.03	-	-	359	359	V
	3.31485	55.03	PK-U	32.7	-45.01	42.72	-	-	88.2	-45.48	359	359	V
2	12.8716	52.33	PK-U	39.3	-41.42	50.21	-	-	88.2	-37.99	130	153	V
	12.8736	40.79	ADR	39.3	-41.38	38.71	68.2	-29.49	-	-	130	153	V
1	12.8724	52.94	PK-U	39.3	-41.4	50.84	-	-	88.2	-37.36	42	269	H
	12.874	40.94	ADR	39.3	-41.37	38.87	68.2	-29.33	-	-	42	269	H

PK-U - U-NII: Maximum Peak
ADR - U-NII AD primary method, RMS average

UL VERIFICATION SERVICES
47173 Benicia Street, Fremont, CA 94538; USA TEL:(510) 319-4000 FAX:(510) 661-0888
This report shall not be reproduced except in full, without the written approval of UL VERIFICATION SERVICES

MID CHANNEL

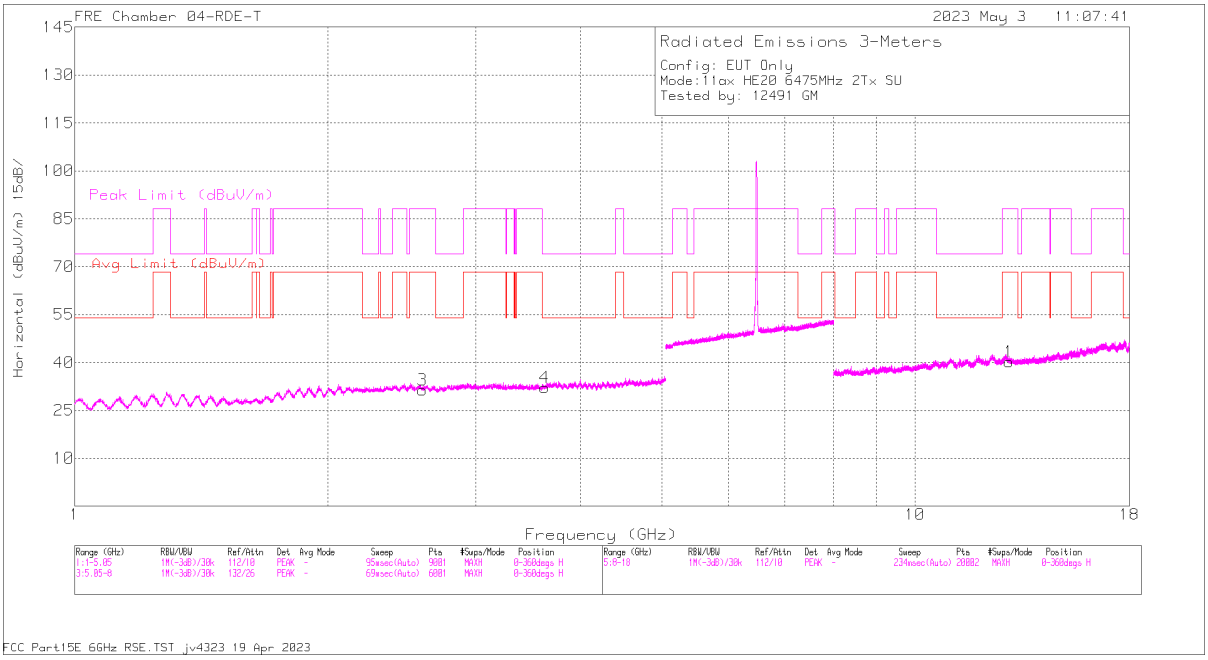

HORIZONTAL

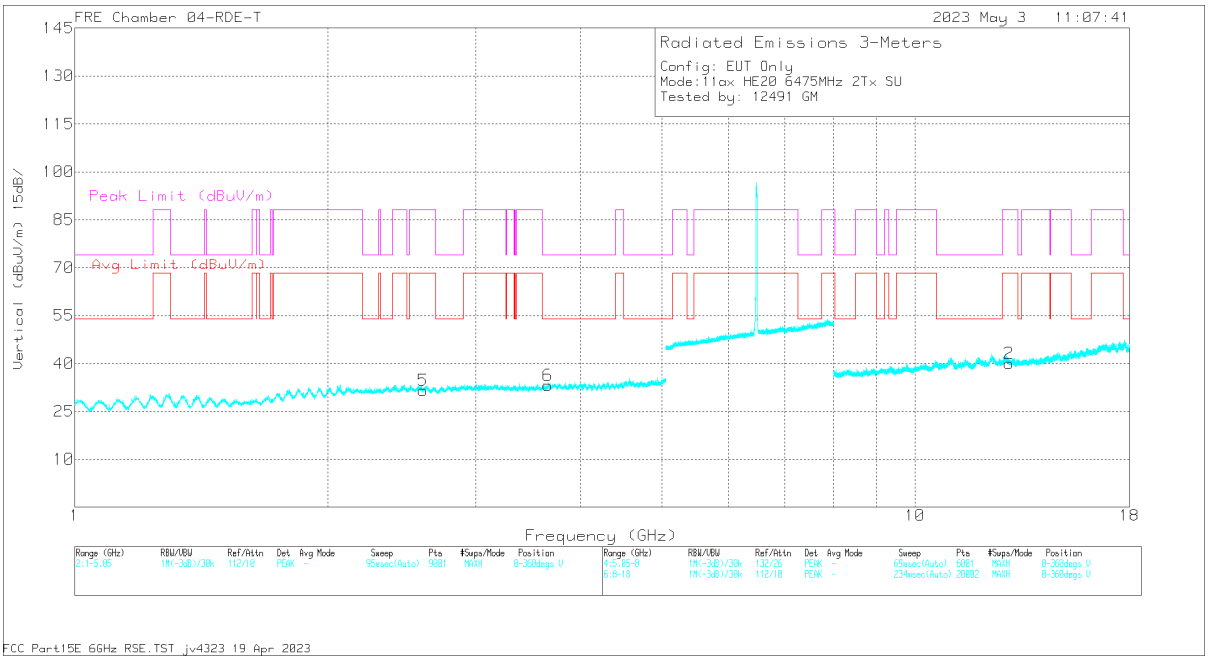

VERTICAL

UL VERIFICATION SERVICES
47173 Benicia Street, Fremont, CA 94538; USA TEL:(510) 319-4000 FAX:(510) 661-0888
This report shall not be reproduced except in full, without the written approval of UL VERIFICATION SERVICES

RADIATED EMISSIONS

Marker	Frequency (GHz)	Meter Reading (dBuV)	Det	226673 ACF (dB) 3mH	Gain/Loss (dB)	Corrected Reading (dBuV/m)	Avg Limit (dBuV/m)	Margin (dB)	Peak Limit (dBuV/m)	PK Margin (dB)	Azimuth (Degs)	Height (cm)	Polarity
4	3.62155	55.3	PK-U	33	-45.2	43.1	-	-	74	-30.9	0	252	H
	3.62214	43.43	ADR	33	-45.2	31.23	54	-22.77	-	-	0	252	H
6	3.65639	55.89	PK-U	33.1	-45.24	43.75	-	-	74	-30.25	266	199	V
	3.65635	43.78	ADR	33.1	-45.24	31.64	54	-22.36	-	-	266	199	V
3	2.59338	45.89	ADR	32.2	-47.28	30.81	68.2	-37.39	-	-	327	376	H
	2.59544	57.76	PK-U	32.2	-47.28	42.68	-	-	88.2	-45.52	327	376	H
5	2.59816	57.51	PK-U	32.2	-47.3	42.41	-	-	88.2	-45.79	343	382	V
	2.59923	45.74	ADR	32.2	-47.28	30.66	68.2	-37.54	-	-	343	382	V
1	12.9504	53.16	PK-U	39.3	-41.84	50.62	-	-	88.2	-37.58	16	240	H
	12.9532	41.66	ADR	39.3	-41.81	39.15	68.2	-29.05	-	-	16	240	H
2	12.9551	53.08	PK-U	39.3	-41.79	50.59	-	-	88.2	-37.61	52	349	V
	12.9555	41.48	ADR	39.3	-41.81	38.97	68.2	-29.23	-	-	52	349	V

PK-U - U-NII: Maximum Peak
ADR - U-NII AD primary method, RMS average

UL VERIFICATION SERVICES
47173 Benicia Street, Fremont, CA 94538; USA TEL:(510) 319-4000 FAX:(510) 661-0888
This report shall not be reproduced except in full, without the written approval of UL VERIFICATION SERVICES

HIGH CHANNEL

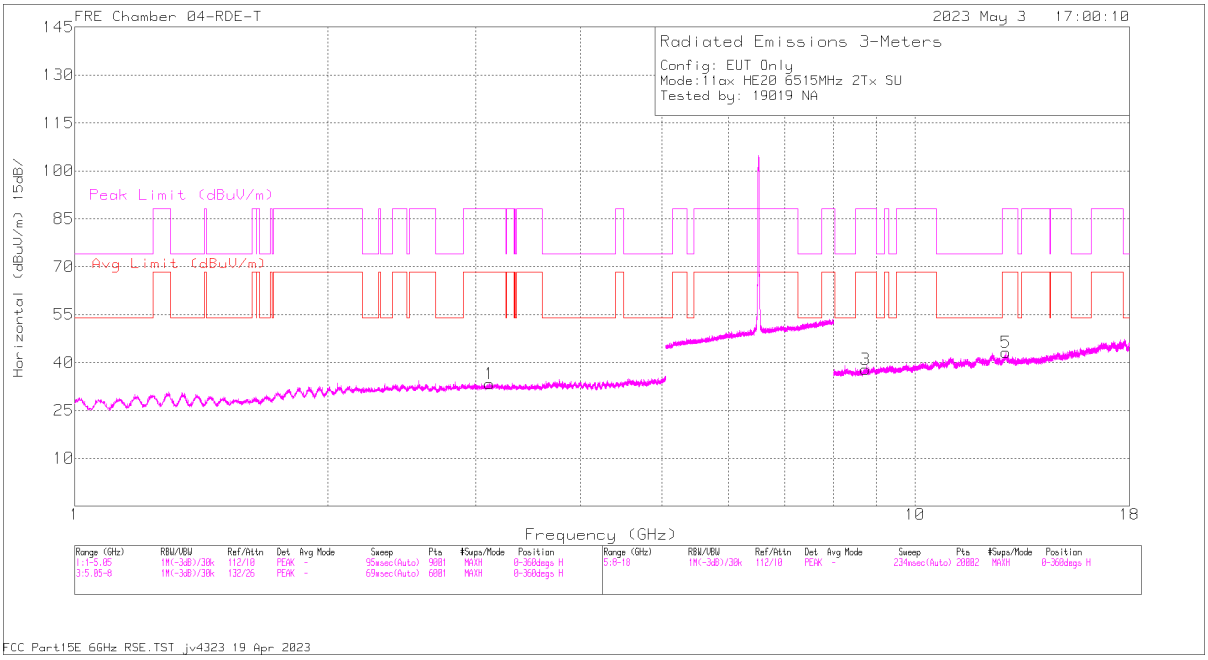

HORIZONTAL

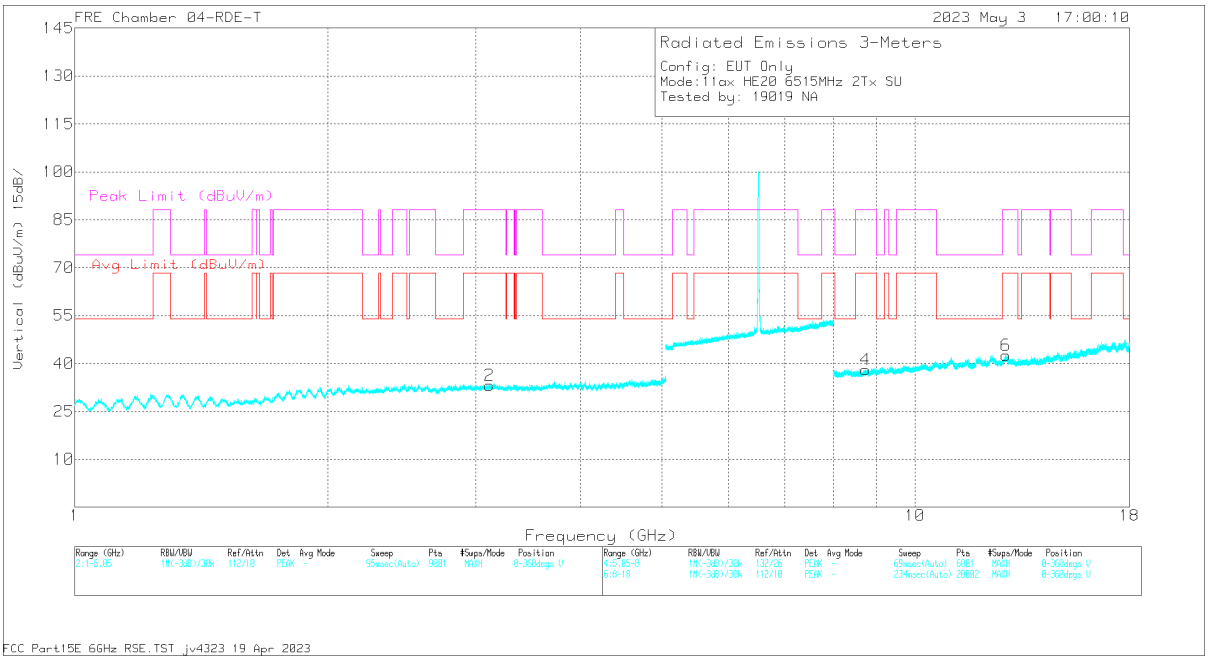

VERTICAL

UL VERIFICATION SERVICES
47173 Benicia Street, Fremont, CA 94538; USA TEL:(510) 319-4000 FAX:(510) 661-0888
This report shall not be reproduced except in full, without the written approval of UL VERIFICATION SERVICES

RADIATED EMISSIONS

Marker	Frequency (GHz)	Meter Reading (dBuV)	Det	226673 ACF (dB) 3mH	DCCF (dB)	Gain/Loss (dB)	Corrected Reading (dBuV/m)	Avg Limit (dBuV/m)	Margin (dB)	Peak Limit (dBuV/m)	Margin (dB)	Azimuth (Degs)	Height (cm)	Polarity
2	3.11525	55.9	PK-U	32.9	0	-46.04	42.76	-	-	88.2	-45.44	251	155	V
	3.11552	44.54	ADR	32.9	0	-46.03	31.41	68.2	-36.63	-	-	251	155	V
1	3.11618	56.32	PK-U	32.9	0	-46.03	43.19	-	-	88.2	-45.01	178	179	H
	3.11828	44.61	ADR	32.9	0	-46.01	31.5	68.2	-36.54	-	-	178	179	H
3	8.72914	55.14	PK-U	35.9	0	-42.79	48.25	-	-	88.2	-39.95	173	136	H
	8.73274	42.85	ADR	35.9	0	-42.82	35.93	68.2	-32.11	-	-	173	136	H
4	8.73052	54.3	PK-U	35.9	0	-42.79	47.41	-	-	88.2	-40.79	136	239	V
	8.73219	42.77	ADR	35.9	0	-42.81	35.86	68.2	-32.18	-	-	136	239	V
6	12.8301	52.28	PK-U	39.3	0	-41.11	50.47	-	-	88.2	-37.73	215	153	V
	12.8317	40.7	ADR	39.3	0	-41.14	38.86	68.2	-29.18	-	-	215	153	V
5	12.8312	40.84	ADR	39.3	0	-41.14	39	68.2	-29.04	-	-	241	158	H
	12.8315	52.34	PK-U	39.3	0	-41.14	50.5	-	-	88.2	-37.7	241	158	H

PK-U - U-NII: Maximum Peak
ADR - U-NII AD primary method, RMS average

UL VERIFICATION SERVICES
47173 Benicia Street, Fremont, CA 94538; USA TEL:(510) 319-4000 FAX:(510) 661-0888
This report shall not be reproduced except in full, without the written approval of UL VERIFICATION SERVICES

1.1.6. TX ABOVE 1 GHz 802.11ax HE40 MODE IN THE UNII-6 BAND

2TX Antenna 6 + Antenna 5 OFDMA MODE: 26-Tones, RU Index 0

HARMONIC AND SPURIOUS EMISSIONS

LOW CHANNEL

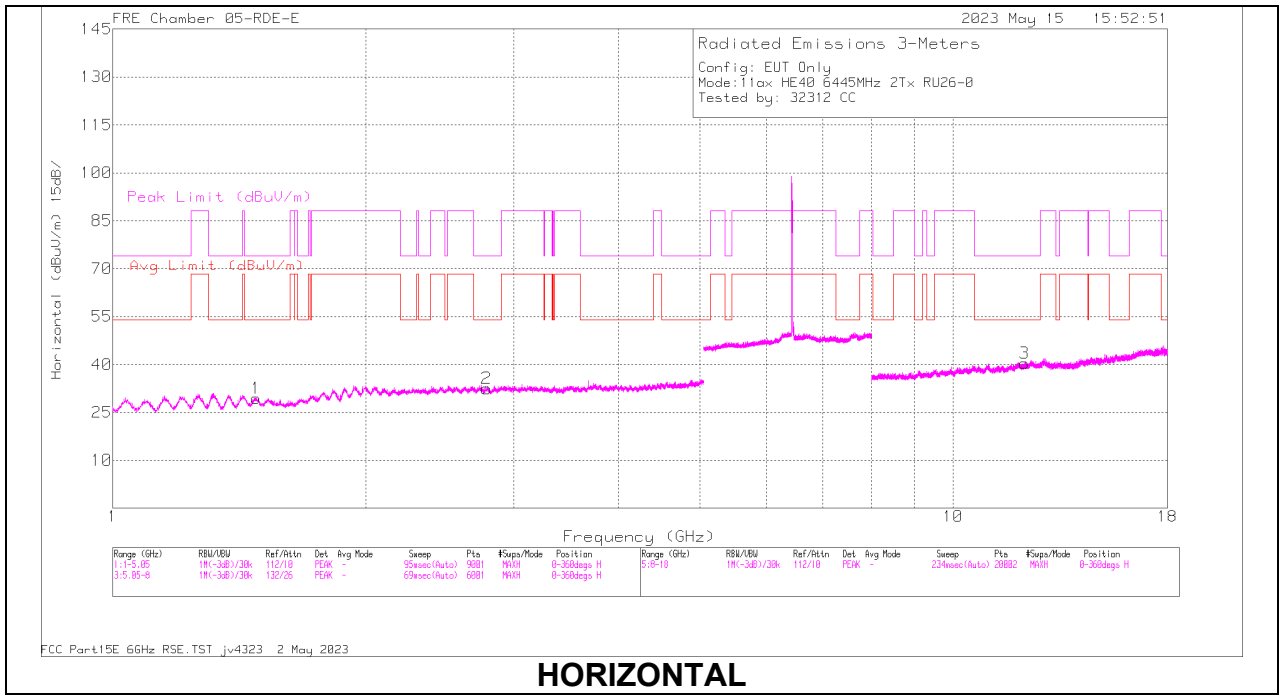

HORIZONTAL

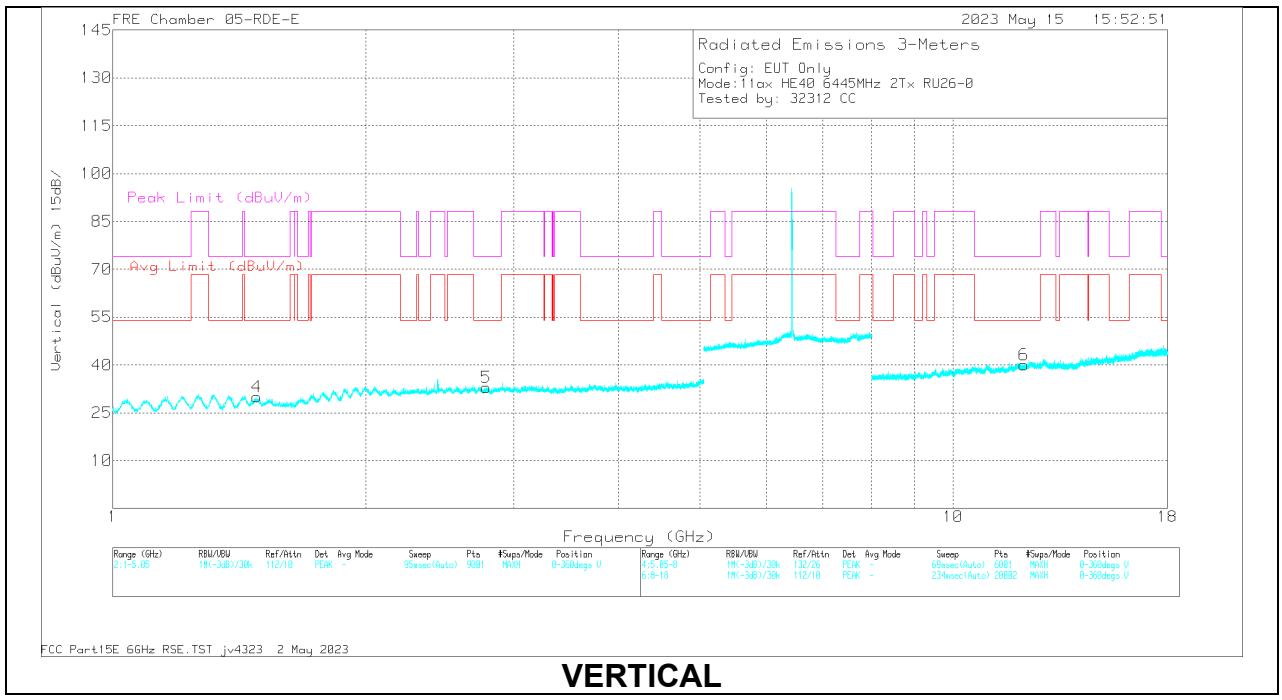

VERTICAL

UL VERIFICATION SERVICES
47173 Benicia Street, Fremont, CA 94538; USA TEL:(510) 319-4000 FAX:(510) 661-0888
This report shall not be reproduced except in full, without the written approval of UL VERIFICATION SERVICES

RADIATED EMISSIONS

Marker	Frequency (GHz)	Meter Reading (dBuV)	Det	226671 ACF (dB) 3mH	Gain/Loss (dB)	Corrected Reading (dBuV/m)	Avg Limit (dBuV/m)	Margin (dB)	Peak Limit (dBuV/m)	PK Margin (dB)	Azimuth (Degs)	Height (cm)	Polarity
1	1.48091	61.72	PK-U	28.2	-50.19	39.73	-	-	74	-34.27	360	101	H
	1.48278	50.17	ADR	28.2	-50.2	28.17	54	-25.83	-	-	360	101	H
4	1.48207	49.95	ADR	28.2	-50.18	27.97	54	-26.03	-	-	360	101	V
	1.48354	61.37	PK-U	28.2	-50.18	39.39	-	-	74	-34.61	360	101	V
5	2.77972	47.88	ADR	32.4	-49.11	31.17	54	-22.83	-	-	360	101	V
	2.78272	59.73	PK-U	32.4	-49.11	43.02	-	-	74	-30.98	360	101	V
2	2.78371	59.37	PK-U	32.4	-49.12	42.65	-	-	74	-31.35	360	200	H
	2.78574	47.91	ADR	32.4	-49.11	31.2	54	-22.8	-	-	360	200	H
6	12.1527	55.03	PK-U	38.8	-43.98	49.85	-	-	74	-24.15	360	101	V
	12.1532	43.48	ADR	38.8	-43.99	38.29	54	-15.71	-	-	360	101	V
3	12.1628	55.28	PK-U	38.8	-43.99	50.09	-	-	74	-23.91	360	101	H
	12.1642	43.39	ADR	38.8	-44.01	38.18	54	-15.82	-	-	360	101	H

PK-U - U-NII: Maximum Peak
ADR - U-NII AD primary method, RMS average

UL VERIFICATION SERVICES
47173 Benicia Street, Fremont, CA 94538; USA TEL:(510) 319-4000 FAX:(510) 661-0888
This report shall not be reproduced except in full, without the written approval of UL VERIFICATION SERVICES

HIGH CHANNEL

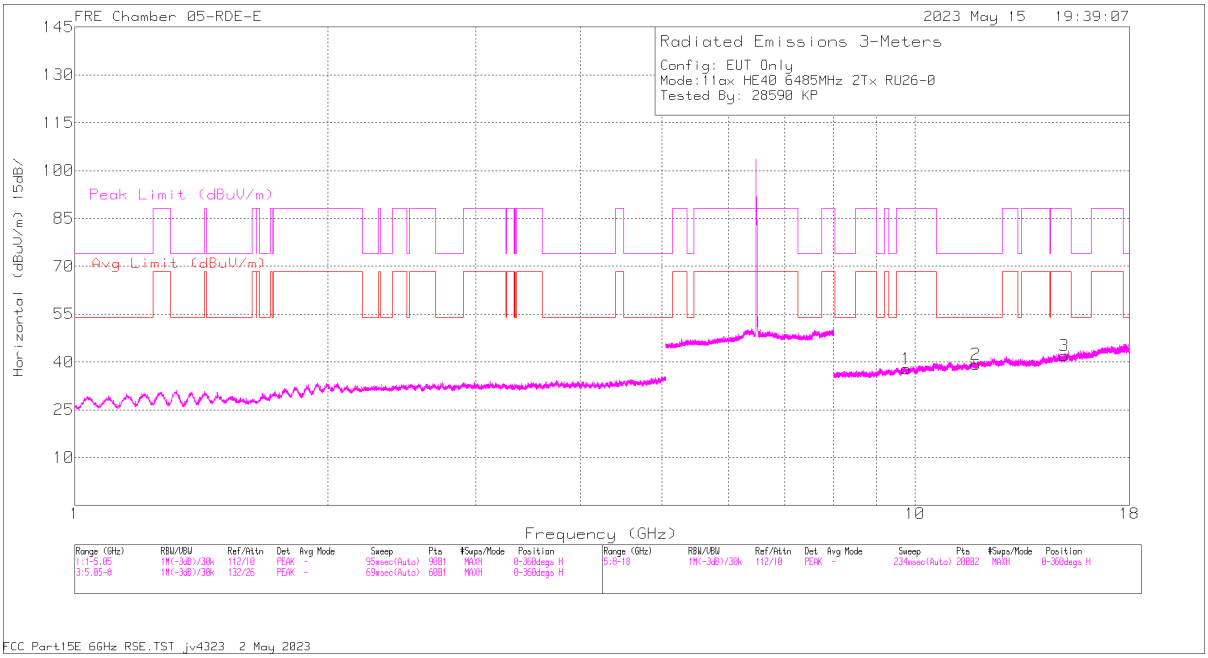

HORIZONTAL

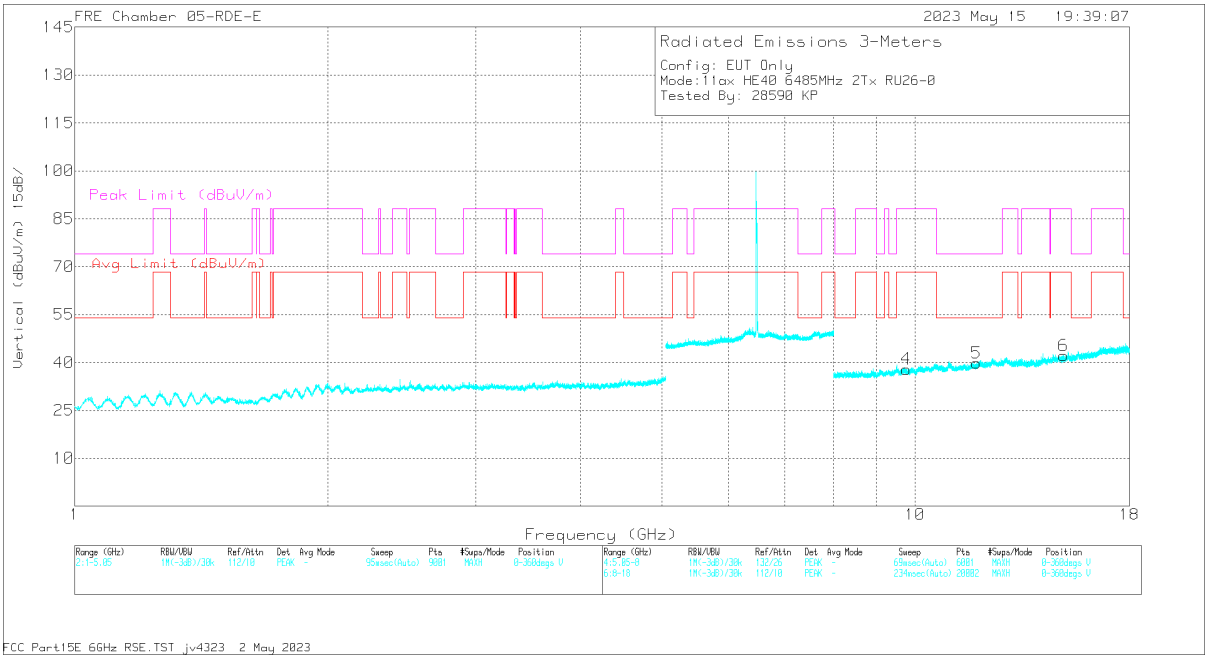

VERTICAL

UL VERIFICATION SERVICES
47173 Benicia Street, Fremont, CA 94538; USA TEL:(510) 319-4000 FAX:(510) 661-0888
This report shall not be reproduced except in full, without the written approval of UL VERIFICATION SERVICES

RADIATED EMISSIONS

Marker	Frequency (GHz)	Meter Reading (dBuV)	Det	226671 ACF (dB) 3mH	DCCF (dB)	Gain/Loss (dB)	Corrected Reading (dBuV/m)	Avg Limit (dBuV/m)	Margin (dB)	Peak Limit (dBuV/m)	PK Margin (dB)	Azimuth (Degs)	Height (cm)	Polarity
2	11.8109	54.88	PK-U	38.5	0	-43.92	49.46	-	-	74	-24.54	360	101	H
	11.8097	43.3	ADR	38.5	0	-43.9	37.9	54	-16.1	-	-	360	101	H
5	11.8282	54.35	PK-U	38.5	0	-43.92	48.93	-	-	74	-25.07	360	101	V
	11.8268	42.98	ADR	38.5	0	-43.96	37.52	54	-16.48	-	-	360	101	V
1	9.76084	57.18	PK-U	37	0	-46.4	47.78	-	-	88.2	-40.42	360	101	H
	9.76141	45.51	ADR	37	0	-46.42	36.09	68.2	-32.11	-	-	360	101	H
4	9.76453	56.94	PK-U	37	0	-46.41	47.53	-	-	88.2	-40.67	360	200	V
	9.76547	45.48	ADR	37	0	-46.37	36.11	68.2	-32.09	-	-	360	200	V
6	15.0376	55.78	PK-U	39.8	0	-43.74	51.84	-	-	88.2	-36.36	360	200	V
	15.0397	44.31	ADR	39.8	0	-43.71	40.4	68.2	-27.8	-	-	360	200	V
3	15.0467	56.37	PK-U	39.8	0	-43.84	52.33	-	-	88.2	-35.87	360	199	H
	15.0493	44.23	ADR	39.8	0	-43.82	40.21	68.2	-27.99	-	-	360	199	H

PK-U - U-NII: Maximum Peak
ADR - U-NII AD primary method, RMS average

UL VERIFICATION SERVICES
47173 Benicia Street, Fremont, CA 94538; USA TEL:(510) 319-4000 FAX:(510) 661-0888
This report shall not be reproduced except in full, without the written approval of UL VERIFICATION SERVICES

STRADDLE CHANNEL

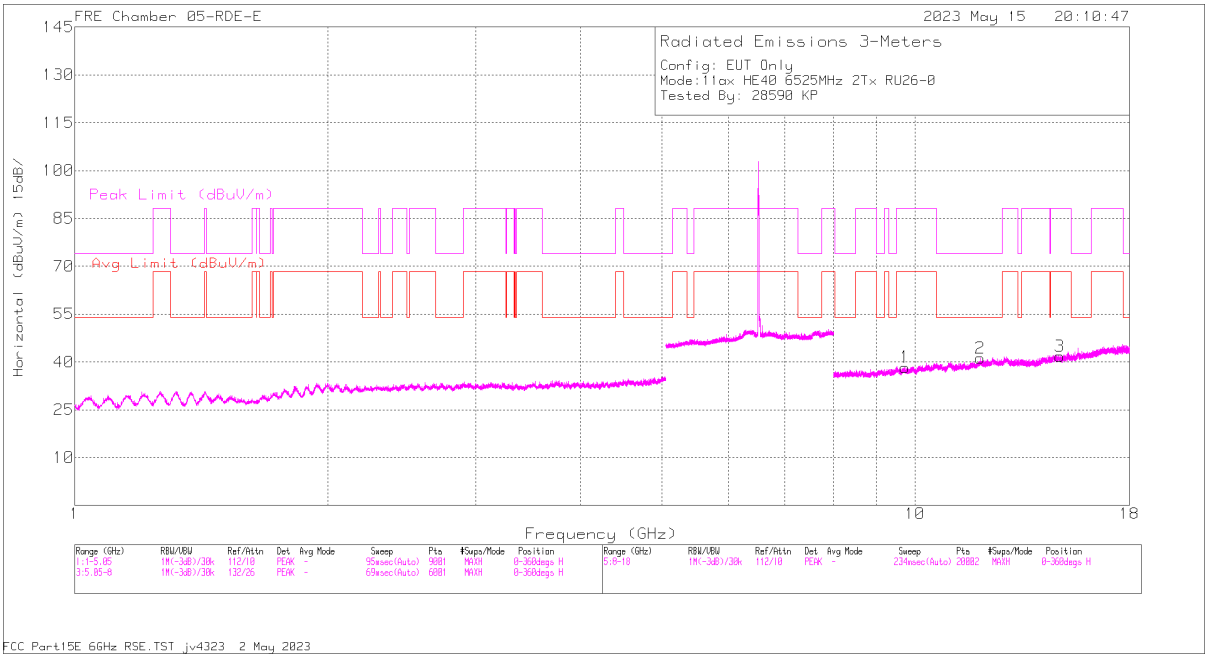

HORIZONTAL

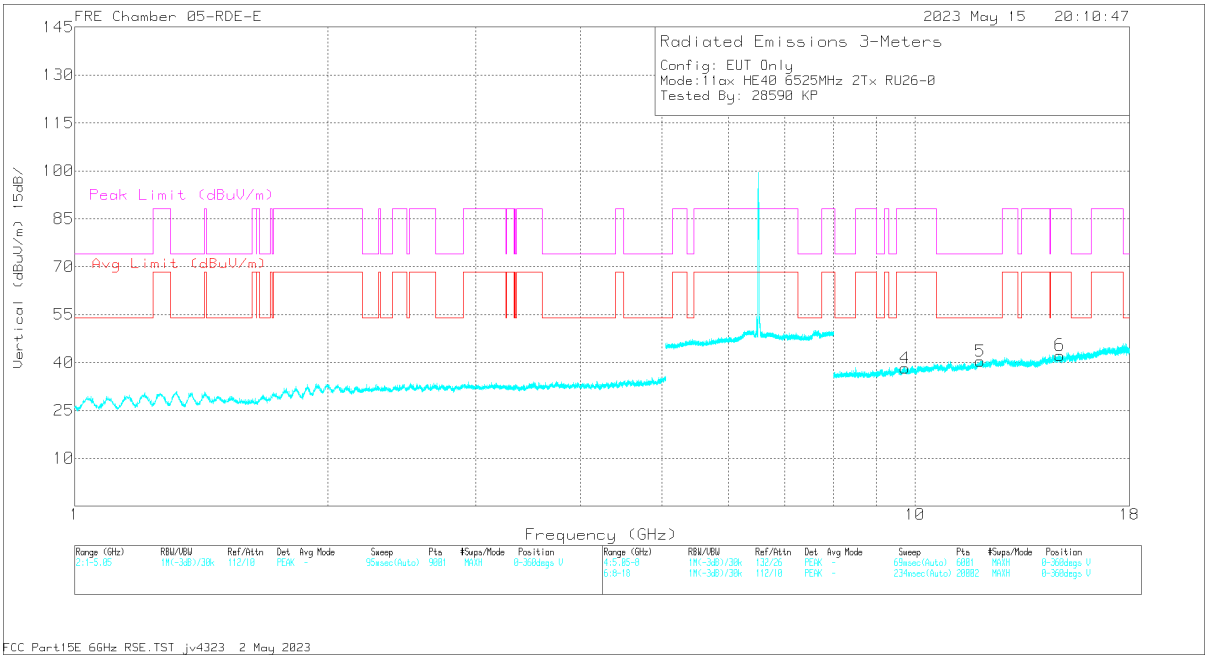

VERTICAL

UL VERIFICATION SERVICES
47173 Benicia Street, Fremont, CA 94538; USA TEL:(510) 319-4000 FAX:(510) 661-0888
This report shall not be reproduced except in full, without the written approval of UL VERIFICATION SERVICES

RADIATED EMISSIONS

Marker	Frequency (GHz)	Meter Reading (dBuV)	Det	226671 ACF (dB) 3mH	DCCF (dB)	Gain/Loss (dB)	Corrected Reading (dBuV/m)	Avg Limit (dBuV/m)	Margin (dB)	Peak Limit (dBuV/m)	PK Margin (dB)	Azimuth (Degs)	Height (cm)	Polarity
2	11.9656	54.46	PK-U	38.6	0	-43.54	49.52	-	-	74	-24.48	360	199	H
	11.9671	42.71	ADR	38.6	0	-43.53	37.78	54	-16.22	-	-	360	199	H
5	11.9553	54.12	PK-U	38.6	0	-43.64	49.08	-	-	74	-24.92	360	101	V
	11.9563	42.59	ADR	38.6	0	-43.63	37.56	54	-16.44	-	-	360	101	V
4	9.73165	57.15	PK-U	37	0	-46.35	47.8	-	-	88.2	-40.4	360	199	V
	9.73398	45.93	ADR	37	0	-46.35	36.58	68.2	-31.62	-	-	360	199	V
1	9.7393	45.41	ADR	37	0	-46.19	36.22	68.2	-31.98	-	-	360	199	H
	9.7397	56.85	PK-U	37	0	-46.23	47.62	-	-	88.2	-40.58	360	199	H
6	14.8655	55.8	PK-U	39.8	0	-44.24	51.36	-	-	88.2	-36.84	360	199	V
	14.8658	44.54	ADR	39.8	0	-44.25	40.09	68.2	-28.11	-	-	360	199	V
3	14.8837	56.23	PK-U	39.8	0	-44.25	51.78	-	-	88.2	-36.42	360	199	H
	14.8866	44.44	ADR	39.8	0	-44.33	39.91	68.2	-28.29	-	-	360	199	H

PK-U - U-NII: Maximum Peak
ADR - U-NII AD primary method, RMS average

UL VERIFICATION SERVICES
47173 Benicia Street, Fremont, CA 94538; USA TEL:(510) 319-4000 FAX:(510) 661-0888
This report shall not be reproduced except in full, without the written approval of UL VERIFICATION SERVICES

2TX Antenna 6 + Antenna 5 OFDMA MODE: SU Mode

HARMONICS AND SPURIOUS EMISSIONS

LOW CHANNEL

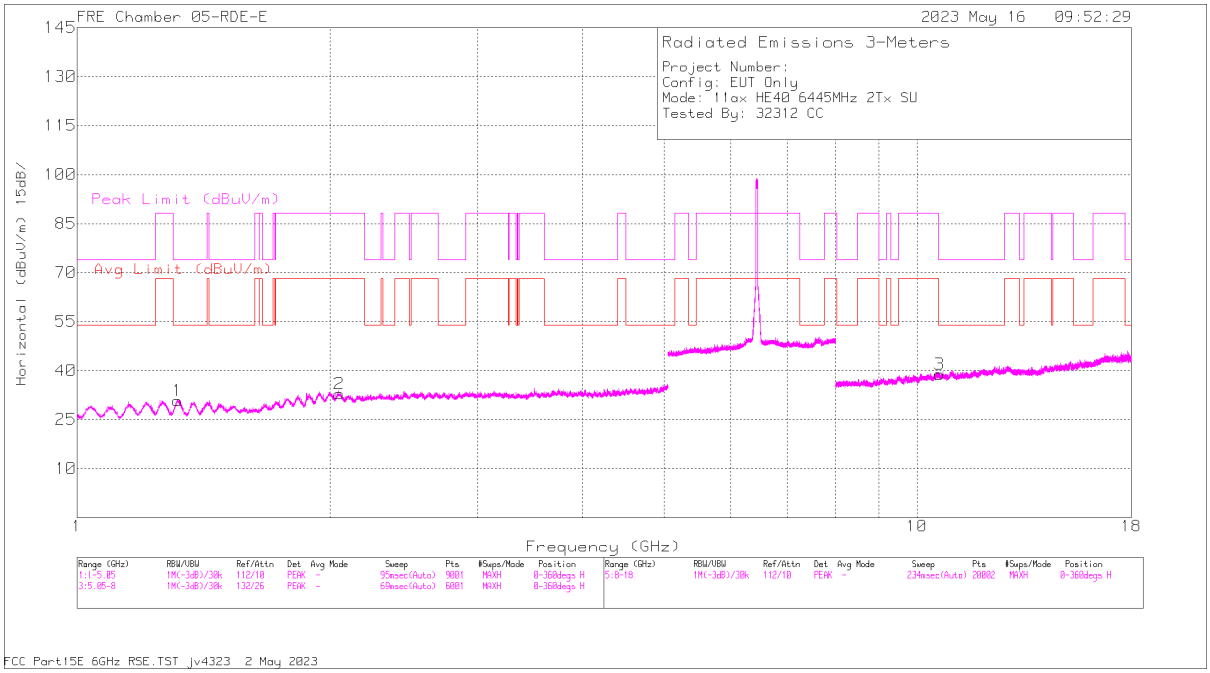

HORIZONTAL

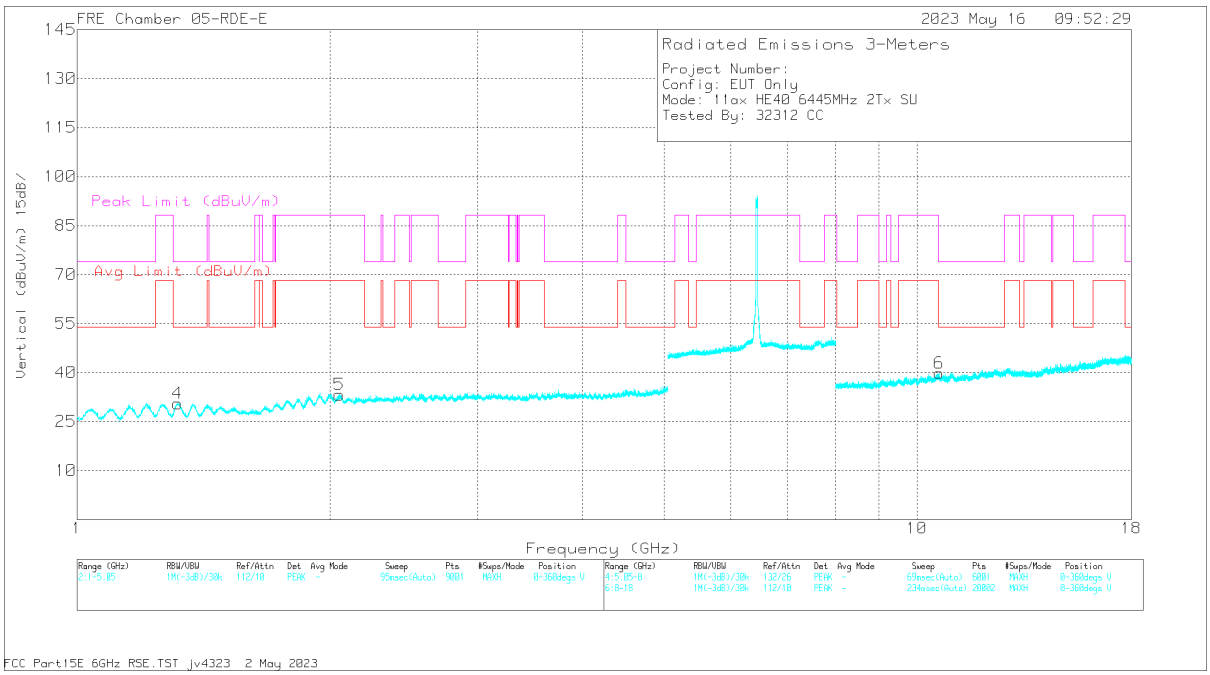

VERTICAL

UL VERIFICATION SERVICES
47173 Benicia Street, Fremont, CA 94538; USA TEL:(510) 319-4000 FAX:(510) 661-0888

This report shall not be reproduced except in full, without the written approval of UL VERIFICATION SERVICES

RADIATED EMISSIONS

Marker	Frequency (GHz)	Meter Reading (dBuV)	Det	226671 ACF (dB) 3mH	DCCF (dB)	Gain/Loss (dB)	Corrected Reading (dBuV/m)	Avg Limit (dBuV/m)	Margin (dB)	Peak Limit (dBuV/m)	PK Margin (dB)	Azimuth (Degs)	Height (cm)	Polarity
1	1.31572	62.58	PK-U	28.8	0	-50.11	41.27	-	-	74	-32.73	360	200	H
	1.31708	50.68	ADR	28.8	0	-50.06	29.42	54	-24.58	-	-	360	200	H
4	1.31701	50.68	ADR	28.8	0	-50.06	29.42	54	-24.58	-	-	360	200	V
	1.31843	62.63	PK-U	28.8	0	-50.08	41.35	-	-	74	-32.65	360	200	V
5	2.0497	61.88	PK-U	31.5	0	-50.35	43.03	-	-	88.2	-45.17	360	200	V
	2.05028	50.31	ADR	31.5	0	-50.33	31.48	68.2	-36.72	-	-	360	200	V
2	2.05255	50.66	ADR	31.5	0	-50.26	31.9	68.2	-36.3	-	-	360	200	H
	2.05256	61.58	PK-U	31.5	0	-50.26	42.82	-	-	88.2	-45.38	360	200	H
6	10.6203	44.49	ADR	37.8	0	-44.71	37.58	54	-16.42	-	-	360	200	V
	10.6224	55.82	PK-U	37.8	0	-44.71	48.91	-	-	74	-25.09	360	200	V
3	10.6345	56.03	PK-U	37.8	0	-44.85	48.98	-	-	74	-25.02	360	200	H
	10.6358	44.26	ADR	37.8	0	-44.91	37.15	54	-16.85	-	-	360	200	H

PK-U - U-NII: Maximum Peak
ADR - U-NII AD primary method, RMS average

UL VERIFICATION SERVICES
47173 Benicia Street, Fremont, CA 94538; USA TEL:(510) 319-4000 FAX:(510) 661-0888
This report shall not be reproduced except in full, without the written approval of UL VERIFICATION SERVICES

HIGH CHANNEL

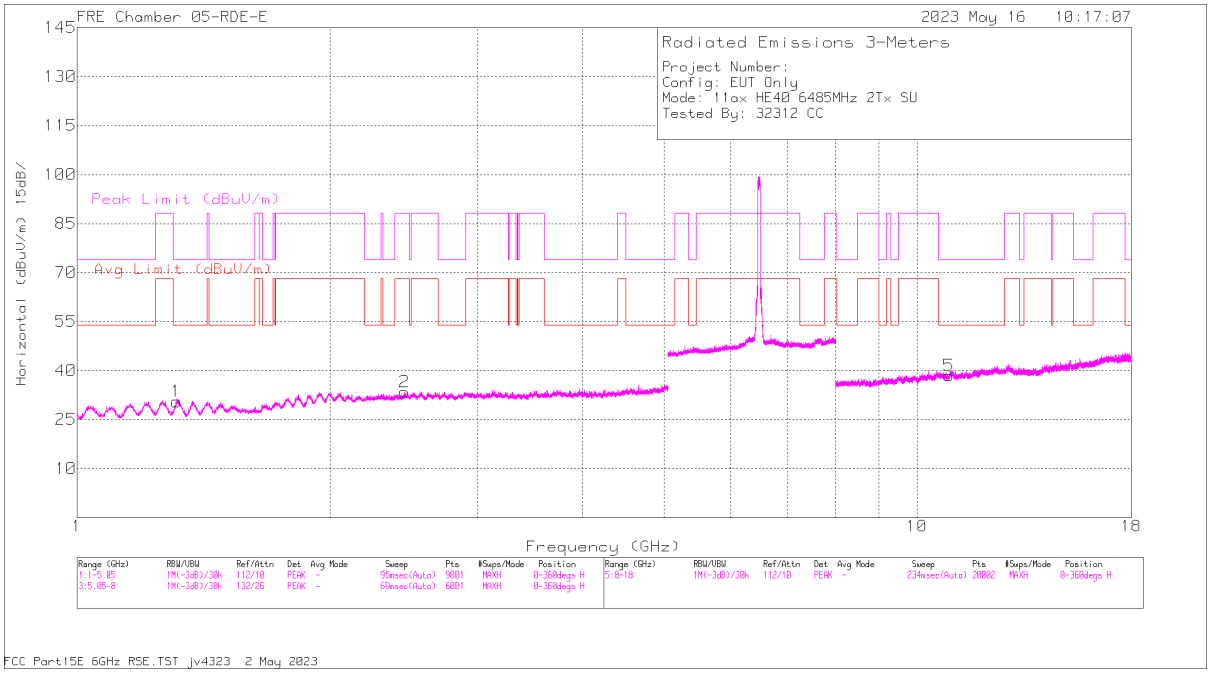

HORIZONTAL

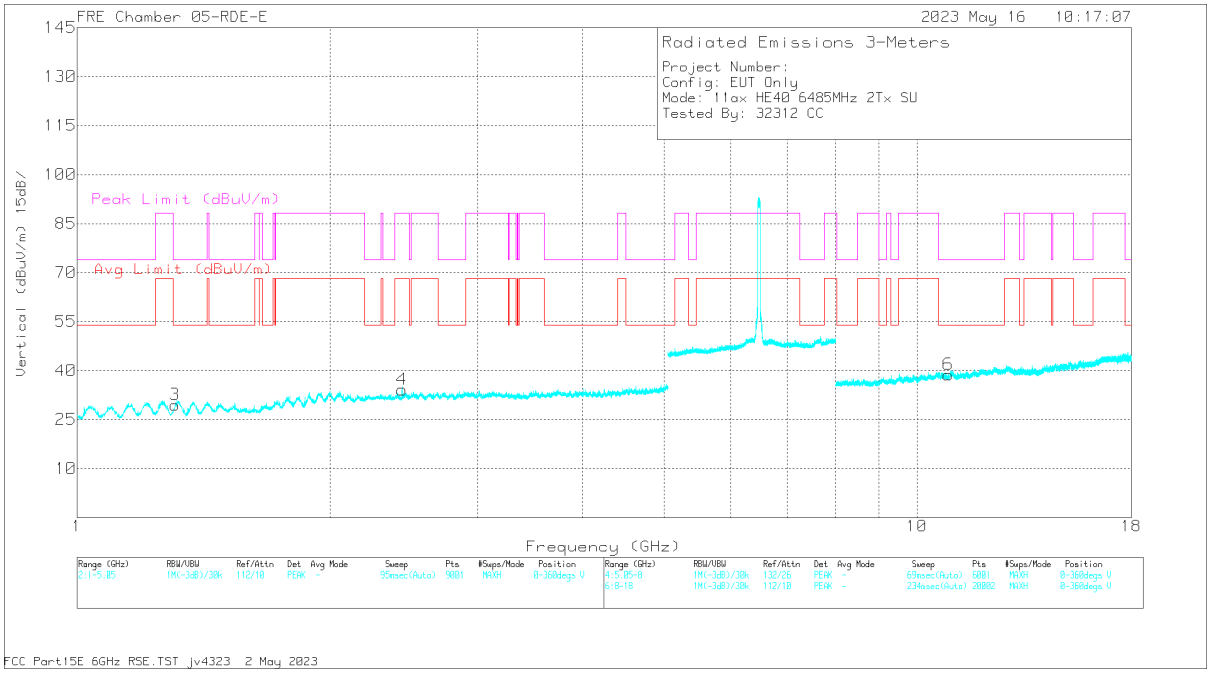

VERTICAL

UL VERIFICATION SERVICES
47173 Benicia Street, Fremont, CA 94538; USA TEL:(510) 319-4000 FAX:(510) 661-0888
This report shall not be reproduced except in full, without the written approval of UL VERIFICATION SERVICES

RADIATED EMISSIONS

Marker	Frequency (GHz)	Meter Reading (dBuV)	Det	226671 ACF (dB) 3mH	DCCF (dB)	Gain/Loss (dB)	Corrected Reading (dBuV/m)	Avg Limit (dBuV/m)	Margin (dB)	Peak Limit (dBuV/m)	PK Margin (dB)	Azimuth (Degs)	Height (cm)	Polarity
3	1.30863	61.06	PK-U	28.7	0	-50.1	39.66	-	-	74	-34.34	358	200	V
	1.30967	49.58	ADR	28.7	0	-50.1	28.18	54	-25.82	-	-	358	200	V
1	1.31485	61.97	PK-U	28.8	0	-50.12	40.65	-	-	74	-33.35	358	101	H
	1.31491	50.53	ADR	28.8	0	-50.12	29.21	54	-24.79	-	-	358	101	H
4	2.43559	48.63	ADR	32.1	0	-50.2	30.53	68.2	-37.67	-	-	358	101	V
	2.43699	62.31	PK-U	32.1	0	-50.18	44.23	-	-	88.2	-43.97	358	101	V
2	2.45297	60.88	PK-U	32.1	0	-50.13	42.85	-	-	88.2	-45.35	358	101	H
	2.45318	49.44	ADR	32.1	0	-50.13	31.41	68.2	-36.79	-	-	358	101	H
6	10.8929	44.12	ADR	37.9	0	-45.01	37.01	54	-16.99	-	-	358	101	V
	10.8944	55.77	PK-U	37.9	0	-44.98	48.69	-	-	74	-25.31	358	101	V
5	10.9124	55.72	PK-U	37.9	0	-44.92	48.7	-	-	74	-25.3	358	200	H
	10.9126	43.91	ADR	37.9	0	-44.91	36.9	54	-17.1	-	-	358	200	H

PK-U - U-NII: Maximum Peak
ADR - U-NII AD primary method, RMS average

UL VERIFICATION SERVICES
47173 Benicia Street, Fremont, CA 94538; USA TEL:(510) 319-4000 FAX:(510) 661-0888
This report shall not be reproduced except in full, without the written approval of UL VERIFICATION SERVICES

STRADDLE CHANNEL

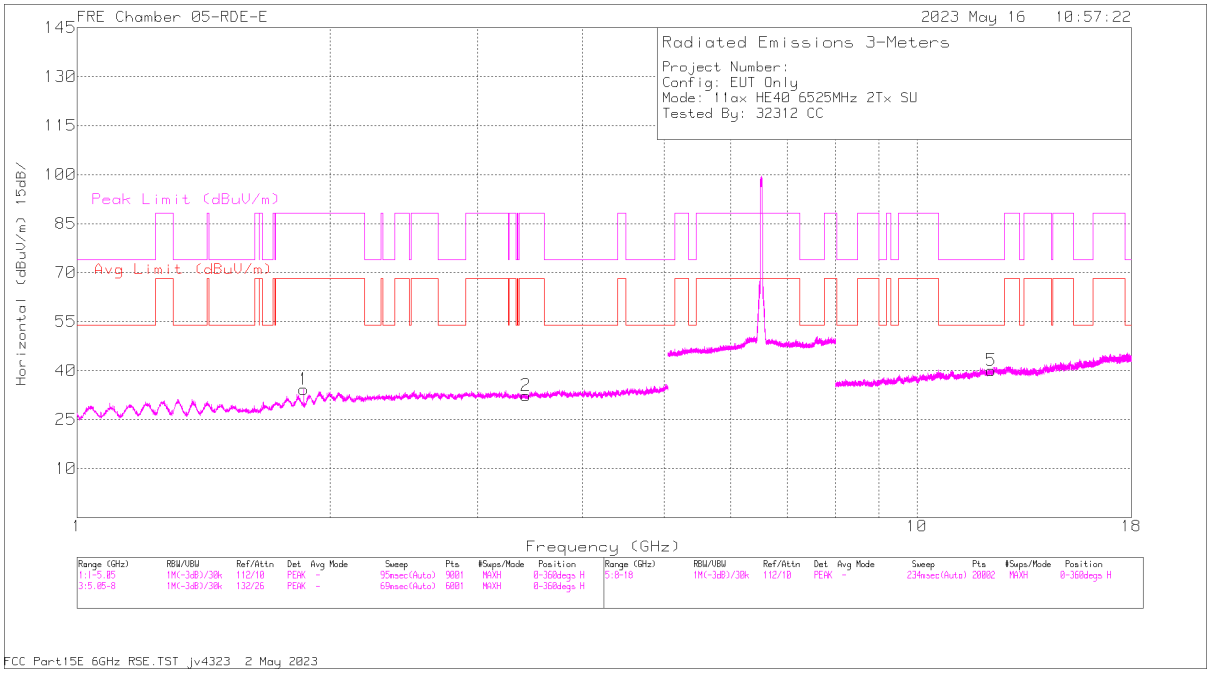

HORIZONTAL

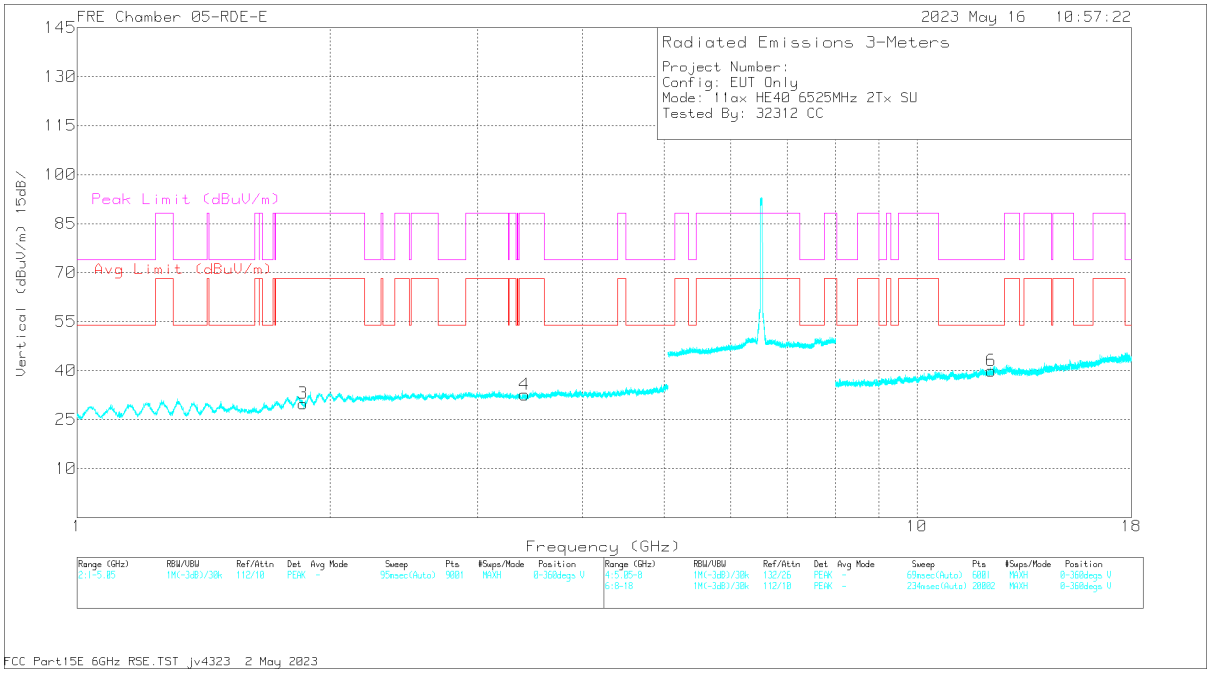

VERTICAL

UL VERIFICATION SERVICES
47173 Benicia Street, Fremont, CA 94538; USA TEL:(510) 319-4000 FAX:(510) 661-0888
This report shall not be reproduced except in full, without the written approval of UL VERIFICATION SERVICES

RADIATED EMISSIONS

Marker	Frequency (GHz)	Meter Reading (dBuV)	Det	226671 ACF (dB) 3mH	DCCF (dB)	Gain/Loss (dB)	Corrected Reading (dBuV/m)	Avg Limit (dBuV/m)	Margin (dB)	Peak Limit (dBuV/m)	PK Margin (dB)	Azimuth (Degs)	Height (cm)	Polarity
3	1.85671	47.59	ADR	31	0	-49.97	28.62	68.2	-39.46	-	-	360	200	V
	1.85679	59.25	PK-U	31	0	-49.97	40.28	-	-	88.2	-47.92	360	200	V
1	1.86226	47.42	ADR	31	0	-50.13	28.29	68.2	-39.79	-	-	360	101	H
	1.86262	63.84	PK-U	31	0	-50.13	44.71	-	-	88.2	-43.49	360	101	H
4	3.40917	45.82	ADR	32.7	0	-47.36	31.16	68.2	-36.92	-	-	360	200	V
	3.4107	57.24	PK-U	32.7	0	-47.33	42.61	-	-	88.2	-45.59	360	200	V
2	3.42171	45.57	ADR	32.7	0	-47.3	30.97	68.2	-37.11	-	-	360	101	H
	3.4221	57.15	PK-U	32.7	0	-47.3	42.55	-	-	88.2	-45.65	360	101	H
5	12.2519	43.57	ADR	38.8	0	-43.86	38.51	54	-15.49	-	-	360	200	H
	12.2546	55.12	PK-U	38.8	0	-43.83	50.09	-	-	74	-23.91	360	200	H
6	12.2597	55.44	PK-U	38.8	0	-43.87	50.37	-	-	74	-23.63	360	200	V
	12.2603	43.75	ADR	38.8	0	-43.87	38.68	54	-15.32	-	-	360	200	V

PK-U - U-NII: Maximum Peak
ADR - U-NII AD primary method, RMS average

UL VERIFICATION SERVICES
47173 Benicia Street, Fremont, CA 94538; USA TEL:(510) 319-4000 FAX:(510) 661-0888
This report shall not be reproduced except in full, without the written approval of UL VERIFICATION SERVICES

1.1.7. TX ABOVE 1 GHz 802.11ax HE80 MODE IN THE UNII-6 BAND

2TX Antenna 6 + Antenna 5 OFDMA MODE: 26-Tones, RU Index 0

HARMONIC AND SPURIOUS EMISSIONS

MID CHANNEL

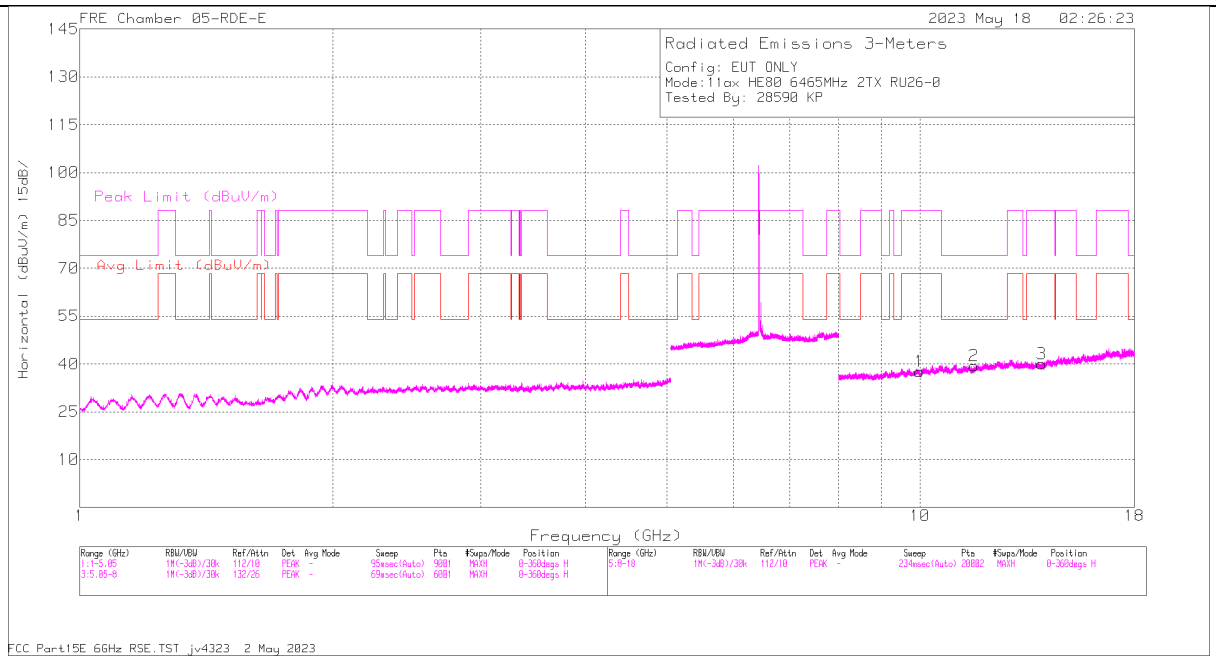

HORIZONTAL

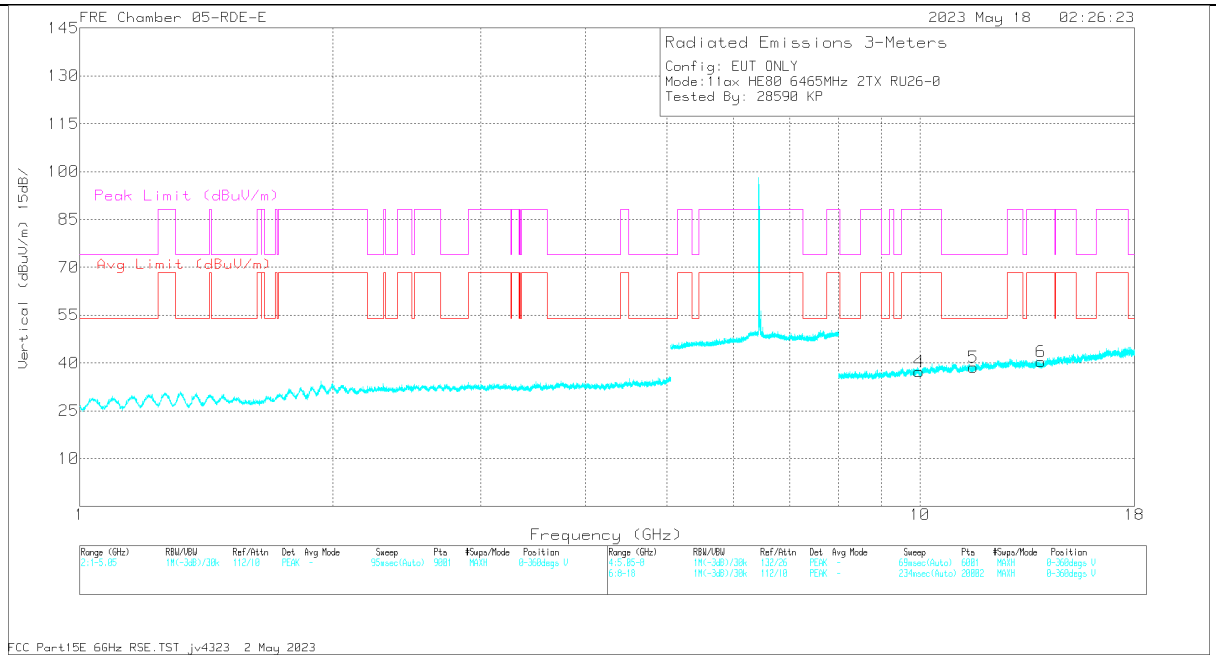

VERTICAL

UL VERIFICATION SERVICES
47173 Benicia Street, Fremont, CA 94538; USA TEL:(510) 319-4000 FAX:(510) 661-0888
This report shall not be reproduced except in full, without the written approval of UL VERIFICATION SERVICES

RADIATED EMISSIONS

Marker	Frequency (GHz)	Meter Reading (dBuV)	Det	226671 ACF (dB) 3mH	DCCF (dB)	Gain/Loss (dB)	Corrected Reading (dBuV/m)	Avg Limit (dBuV/m)	Margin (dB)	Peak Limit (dBuV/m)	PK Margin (dB)	Azimuth (Degs)	Height (cm)	Polarity
2	11.6006	55.42	PK-U	38.1	0	-43.99	49.53	-	-	74	-24.47	1	101	H
	11.6031	43.7	ADR	38.1	0	-44.02	37.78	54	-16.22	-	-	1	101	H
5	11.5655	55.23	PK-U	38.1	0	-44.07	49.26	-	-	74	-24.74	1	101	V
	11.5662	43.48	ADR	38.1	0	-44.06	37.52	54	-16.48	-	-	1	101	V
4	9.97623	58.69	PK-U	37.1	0	-47.07	48.72	-	-	88.2	-39.48	1	101	V
	9.97724	46.06	ADR	37.1	0	-47.09	36.07	68.2	-32.13	-	-	1	101	V
1	9.98619	45.82	ADR	37.2	0	-47.05	35.97	68.2	-32.23	-	-	1	101	H
	9.98764	57.36	PK-U	37.2	0	-47.01	47.55	-	-	88.2	-40.65	1	101	H
6	13.9455	44.18	ADR	38.7	0	-44.79	38.09	68.2	-30.11	-	-	1	200	V
	13.9467	55.94	PK-U	38.7	0	-44.81	49.83	-	-	88.2	-38.37	1	200	V
3	13.9516	55.91	PK-U	38.7	0	-44.8	49.81	-	-	88.2	-38.39	1	101	H
	13.9541	44.26	ADR	38.7	0	-44.75	38.21	68.2	-29.99	-	-	1	101	H

PK-U - U-NII: Maximum Peak
ADR - U-NII AD primary method, RMS average

UL VERIFICATION SERVICES
47173 Benicia Street, Fremont, CA 94538; USA TEL:(510) 319-4000 FAX:(510) 661-0888
This report shall not be reproduced except in full, without the written approval of UL VERIFICATION SERVICES

2TX Antenna 6 + Antenna 5 OFDMA MODE: SU Mode

HARMONIC AND SPURIOUS EMISSIONS

MID CHANNEL

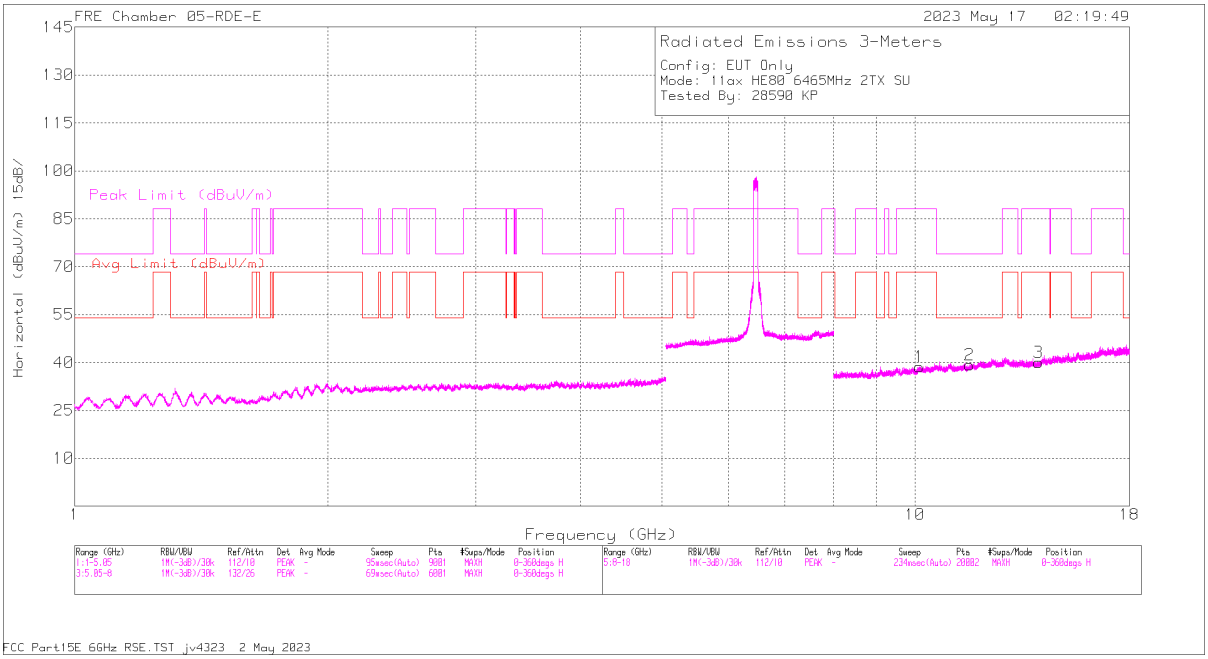

HORIZONTAL

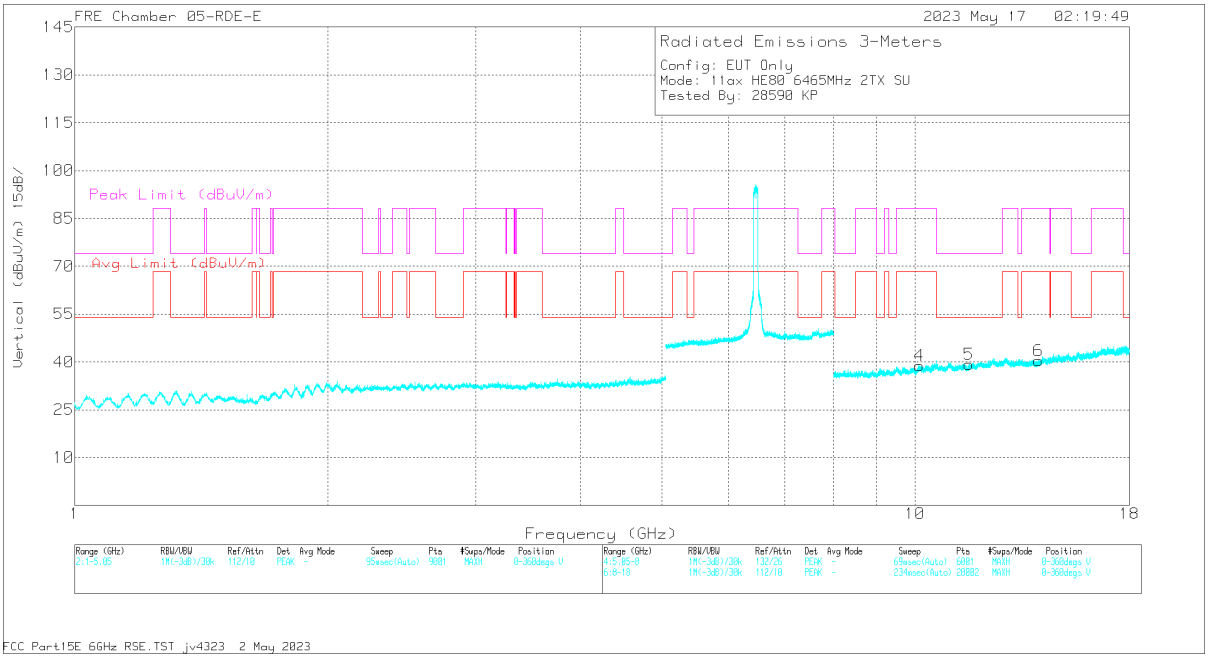

VERTICAL

UL VERIFICATION SERVICES
47173 Benicia Street, Fremont, CA 94538; USA TEL:(510) 319-4000 FAX:(510) 661-0888
This report shall not be reproduced except in full, without the written approval of UL VERIFICATION SERVICES

RADIATED EMISSIONS

Marker	Frequency (GHz)	Meter Reading (dBuV)	Det	226671 ACF (dB) 3mH	DCCF (dB)	Gain/Loss (dB)	Corrected Reading (dBuV/m)	Avg Limit (dBuV/m)	Margin (dB)	Peak Limit (dBuV/m)	PK Margin (dB)	Azimuth (Degs)	Height (cm)	Polarity
2	11.6075	54.68	PK-U	38.1	0	-43.9	48.88	-	-	74	-25.12	360	200	H
	11.6052	43.39	ADR	38.1	0	-43.98	37.51	54	-16.49	-	-	360	200	H
5	11.5927	54.98	PK-U	38.1	0	-44.06	49.02	-	-	74	-24.98	360	200	V
	11.5935	43.6	ADR	38.1	0	-44.04	37.66	54	-16.34	-	-	360	200	V
1	10.121	46.17	ADR	37.4	0	-46.97	36.6	68.2	-31.37	-	-	360	200	H
	10.1225	57.89	PK-U	37.4	0	-47.03	48.26	-	-	88.2	-39.94	360	200	H
4	10.1232	46.26	ADR	37.4	0	-47.03	36.63	68.2	-31.34	-	-	360	200	V
	10.1237	57.84	PK-U	37.4	0	-47.04	48.2	-	-	88.2	-40	360	200	V
6	14.0208	44.34	ADR	38.8	0	-44.55	38.59	68.2	-29.38	-	-	360	200	V
	14.0225	56.18	PK-U	38.8	0	-44.6	50.38	-	-	88.2	-37.82	360	200	V
3	14.0344	56.02	PK-U	38.8	0	-44.77	50.05	-	-	88.2	-38.15	360	200	H
	14.0366	44.32	ADR	38.8	0	-44.84	38.28	68.2	-29.69	-	-	360	200	H

PK-U - U-NII: Maximum Peak
ADR - U-NII AD primary method, RMS average

UL VERIFICATION SERVICES
47173 Benicia Street, Fremont, CA 94538; USA TEL:(510) 319-4000 FAX:(510) 661-0888
This report shall not be reproduced except in full, without the written approval of UL VERIFICATION SERVICES

1.1.8. TX ABOVE 1 GHz 802.11ax HE160 MODE IN THE UNII-6 BAND

2TX Antenna 6 + Antenna 5 OFDMA MODE: 26-Tones, RU Index 0

HARMONIC AND SPURIOUS EMISSIONS

STRADDLE CHANNEL

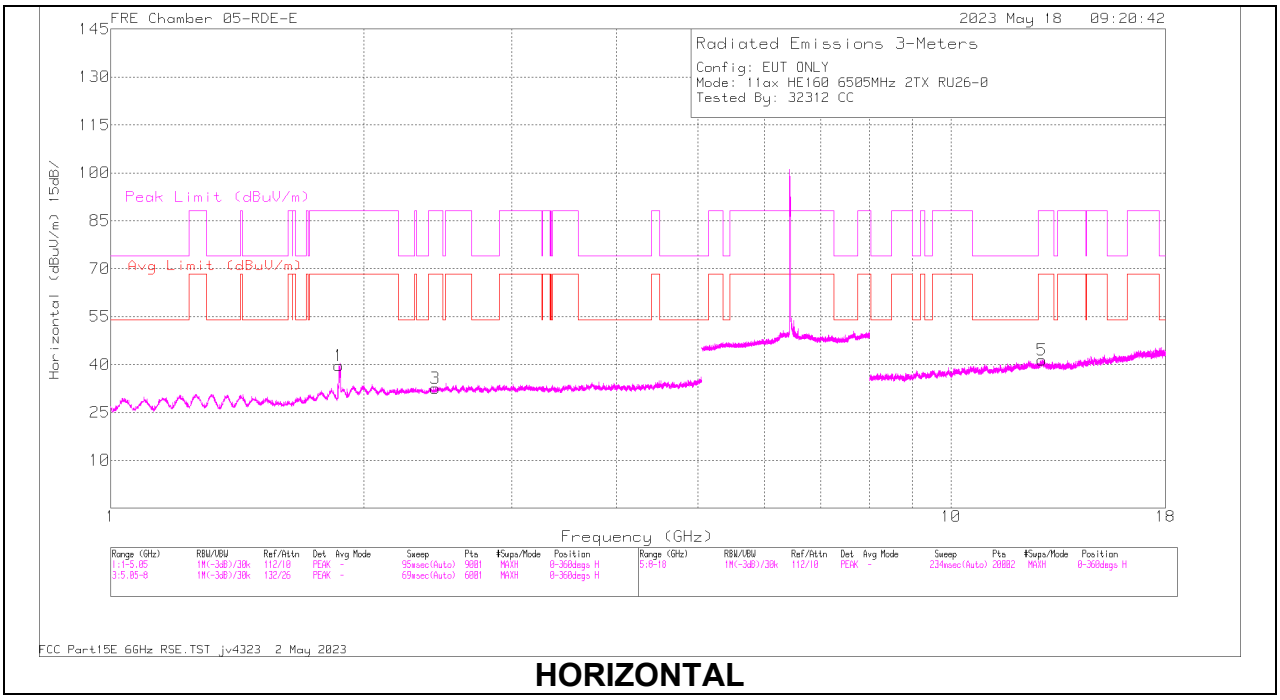

HORIZONTAL

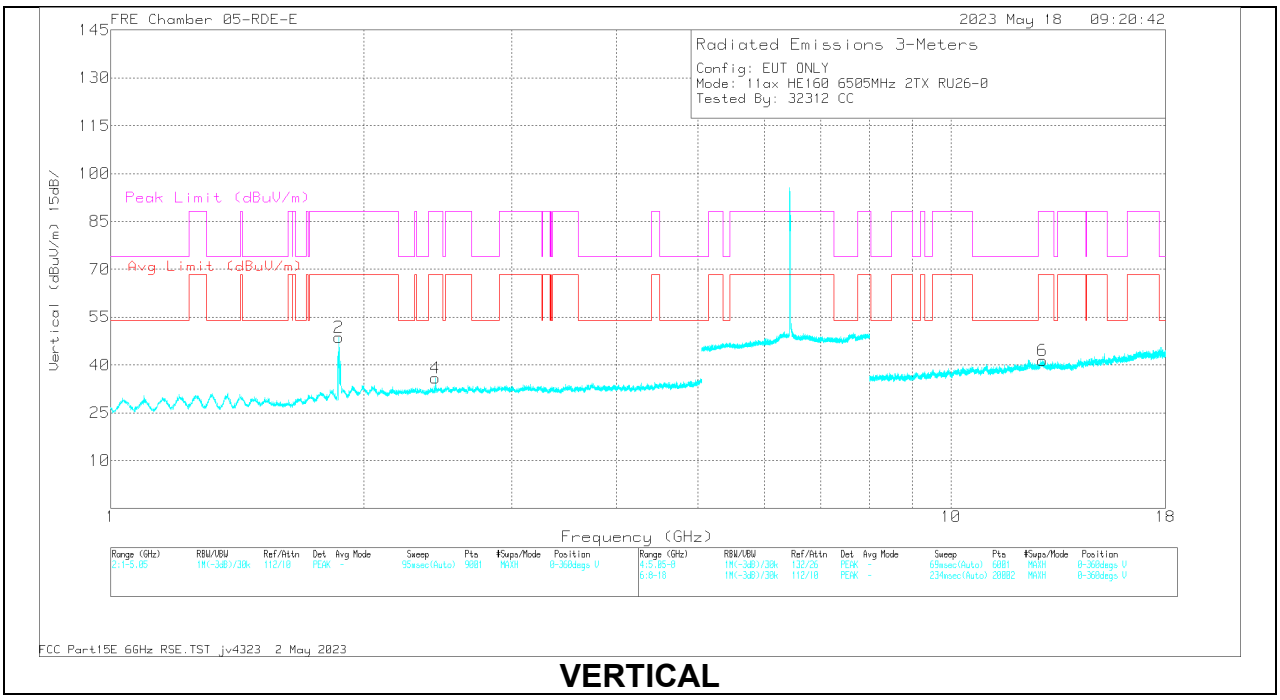

VERTICAL

UL VERIFICATION SERVICES
47173 Benicia Street, Fremont, CA 94538; USA TEL:(510) 319-4000 FAX:(510) 661-0888
This report shall not be reproduced except in full, without the written approval of UL VERIFICATION SERVICES

RADIATED EMISSIONS

Marker	Frequency (GHz)	Meter Reading (dBuV)	Det	226671 ACF (dB) 3mH	DCCF (dB)	Gain/Loss (dB)	Corrected Reading (dBuV/m)	Avg Limit (dBuV/m)	Margin (dB)	Peak Limit (dBuV/m)	PK Margin (dB)	Azimuth (Degs)	Height (cm)	Polarity
1	1.86897	59.58	PK-U	31.1	0	-50.23	40.45	-	-	88.2	-47.75	3	101	H
	1.87113	47.79	ADR	31.1	0	-50.24	28.65	68.2	-39.55	-	-	3	101	H
2	1.87019	60.09	PK-U	31.1	0	-50.22	40.97	-	-	88.2	-47.23	3	101	V
	1.87032	47.85	ADR	31.1	0	-50.23	28.72	68.2	-39.48	-	-	3	101	V
3	2.43454	60.88	PK-U	32.1	0	-50.22	42.76	-	-	88.2	-45.44	3	199	H
	2.43339	48.72	ADR	32.1	0	-50.22	30.6	68.2	-37.6	-	-	3	199	H
4	2.43342	63.26	PK-U	32.1	0	-50.22	45.14	-	-	88.2	-43.06	3	200	V
	2.43685	48.6	ADR	32.1	0	-50.18	30.52	68.2	-37.68	-	-	3	200	V
5	12.8277	43.21	ADR	39.2	0	-44.24	38.17	68.2	-30.03	-	-	3	200	H
	12.8279	54.83	PK-U	39.2	0	-44.25	49.78	-	-	88.2	-38.42	3	200	H
6	12.8567	54.39	PK-U	39.2	0	-43.74	49.85	-	-	88.2	-38.35	3	200	V
	12.857	42.96	ADR	39.2	0	-43.76	38.4	68.2	-29.8	-	-	3	200	V

PK-U - U-NII: Maximum Peak
ADR - U-NII AD primary method, RMS average

UL VERIFICATION SERVICES
47173 Benicia Street, Fremont, CA 94538; USA TEL:(510) 319-4000 FAX:(510) 661-0888
This report shall not be reproduced except in full, without the written approval of UL VERIFICATION SERVICES

2TX Antenna 6 + Antenna 5 OFDMA MODE: SU Mode

HARMONICS AND SPURIOUS EMISSIONS

STRADDLE CHANNEL

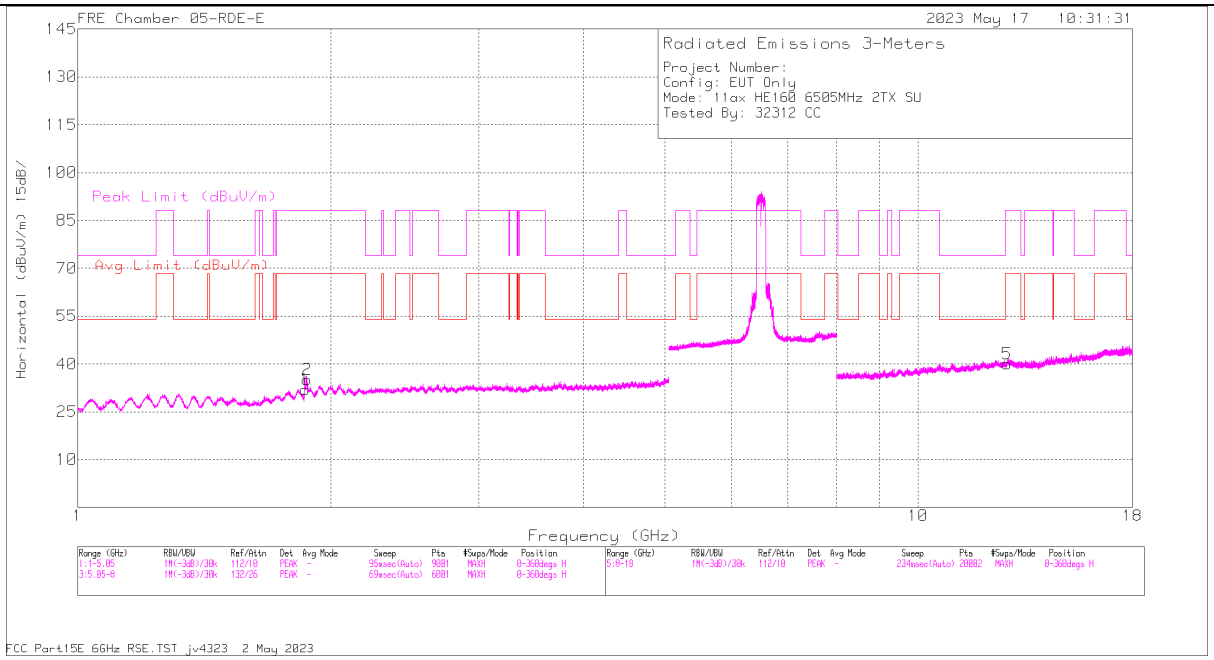

HORIZONTAL

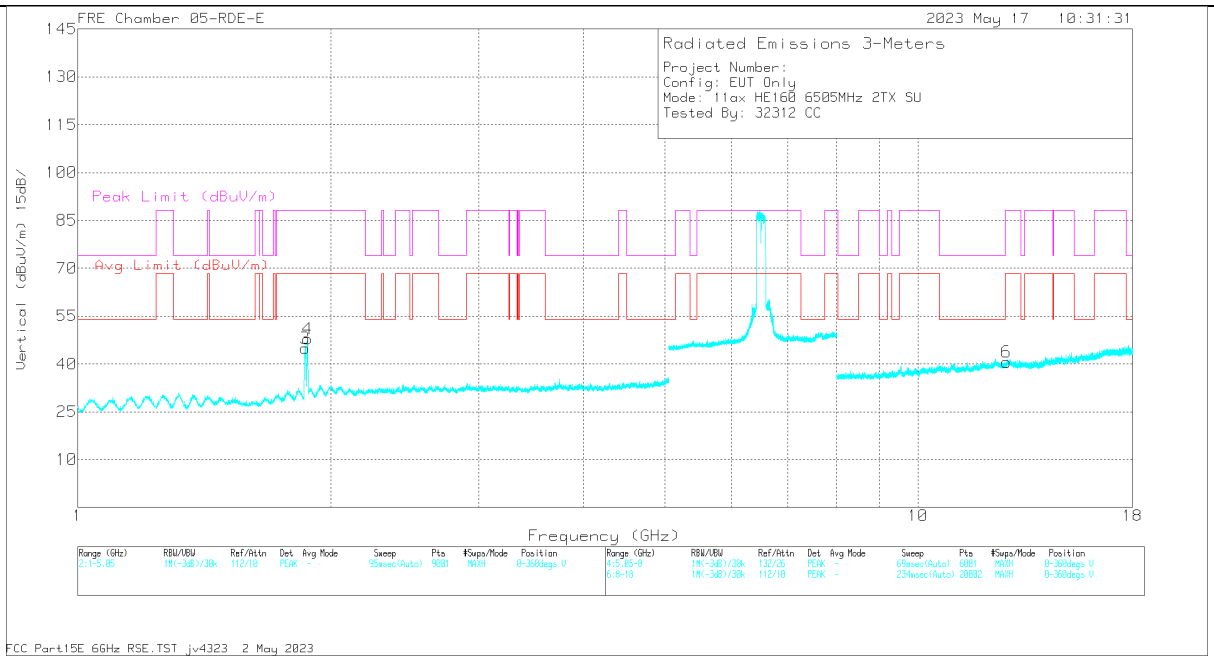

VERTICAL

UL VERIFICATION SERVICES
47173 Benicia Street, Fremont, CA 94538; USA TEL:(510) 319-4000 FAX:(510) 661-0888

This report shall not be reproduced except in full, without the written approval of UL VERIFICATION SERVICES

RADIATED EMISSIONS

Marker	Frequency (GHz)	Meter Reading (dBuV)	Det	226671 ACF (dB) 3mH	DCCF (dB)	Gain/Loss (dB)	Corrected Reading (dBuV/m)	Avg Limit (dBuV/m)	Margin (dB)	Peak Limit (dBuV/m)	PK Margin (dB)	Azimuth (Degs)	Height (cm)	Polarity
1	1.86635	58.78	PK-U	31.1	0	-50.17	39.71	-	-	88.2	-48.49	202	162	H
	1.86659	47.83	ADR	31.1	0.1	-50.19	28.84	68.2	-39.36	-	-	202	162	H
3	1.86889	59.12	PK-U	31.1	0	-50.23	39.99	-	-	88.2	-48.21	144	239	V
	1.86961	47.39	ADR	31.1	0.1	-50.22	28.37	68.2	-39.83	-	-	144	239	V
4	1.87968	60.97	PK-U	31.2	0	-50.19	41.98	-	-	88.2	-46.22	52	323	V
	1.88023	48.81	ADR	31.2	0.1	-50.17	29.94	68.2	-38.26	-	-	52	323	V
2	1.88203	49.24	ADR	31.2	0.1	-50.22	30.32	68.2	-37.88	-	-	330	132	H
	1.88207	60.78	PK-U	31.2	0	-50.23	41.75	-	-	88.2	-46.45	330	132	H
6	12.7423	55.37	PK-U	39.2	0	-44.25	50.32	-	-	88.2	-37.88	52	200	V
	12.7425	43.8	ADR	39.2	0.1	-44.25	38.85	68.2	-29.35	-	-	52	200	V
5	12.7649	55.37	PK-U	39.2	0	-44.11	50.46	-	-	88.2	-37.74	52	200	H
	12.7655	43.7	ADR	39.2	0.1	-44.09	38.91	68.2	-29.29	-	-	52	200	H

PK-U - U-NII: Maximum Peak
ADR - U-NII AD primary method, RMS average

UL VERIFICATION SERVICES
47173 Benicia Street, Fremont, CA 94538; USA TEL:(510) 319-4000 FAX:(510) 661-0888
This report shall not be reproduced except in full, without the written approval of UL VERIFICATION SERVICES

1.1.9. TX ABOVE 1 GHz 802.11ax HE20 MODE IN THE UNII-7 BAND

2TX Antenna 6 + Antenna 5 OFDMA MODE: 26-Tones, RU Index 0

HARMONIC AND SPURIOUS EMISSIONS

LOW CHANNEL

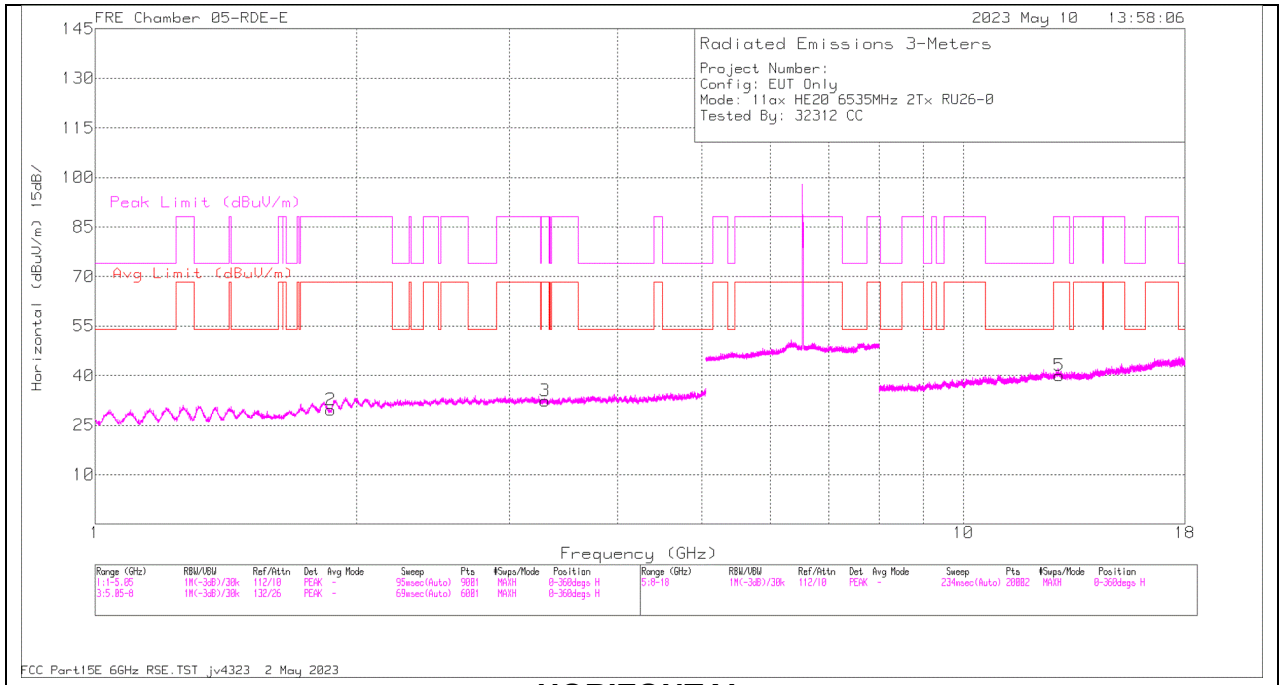

HORIZONTAL

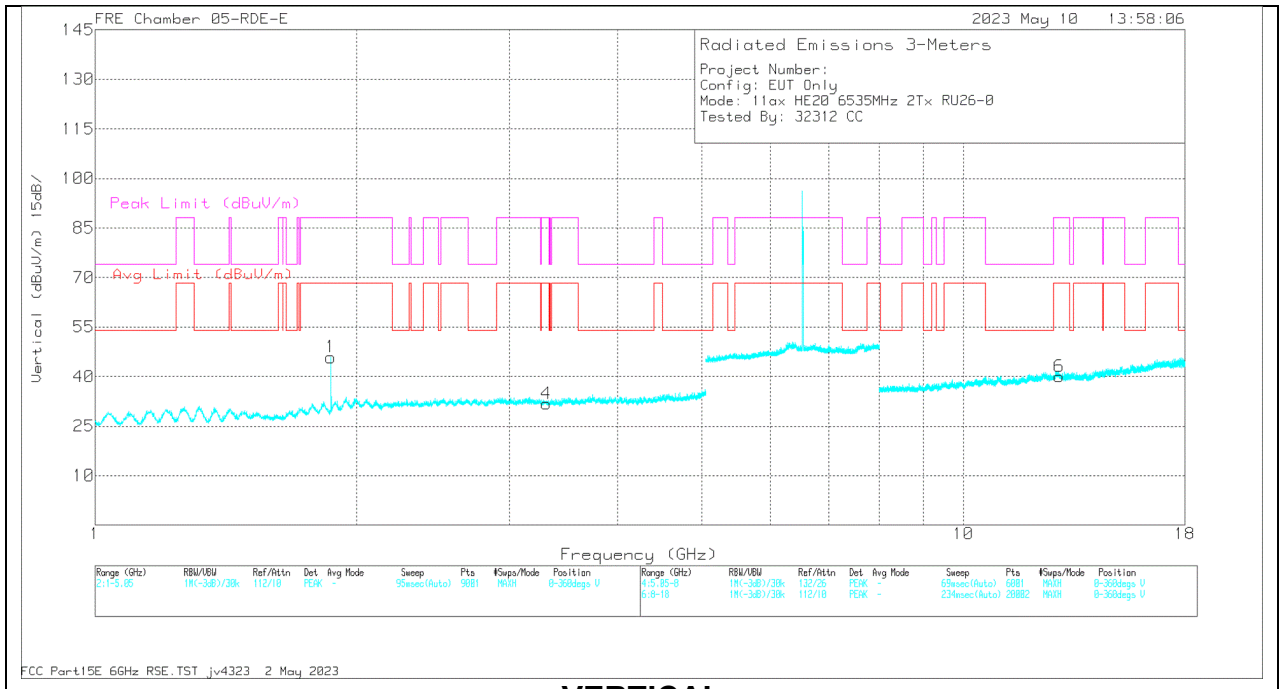

VERTICAL

UL VERIFICATION SERVICES
47173 Benicia Street, Fremont, CA 94538; USA TEL:(510) 319-4000 FAX:(510) 661-0888
This report shall not be reproduced except in full, without the written approval of UL VERIFICATION SERVICES

RADIATED EMISSIONS

Marker	Frequency (GHz)	Meter Reading (dBuV)	Det	226671 ACF (dB) 3mH	Gain/Loss (dB)	Corrected Reading (dBuV/m)	Avg Limit (dBuV/m)	Margin (dB)	Peak Limit (dBuV/m)	PK Margin (dB)	Azimuth (Degs)	Height (cm)	Polarity
1	1.868313	60.67	PK-U	31.1	-50.23	41.54	-	-	88.2	-46.66	221	200	V
	1.870332	47.57	ADR	31.1	-50.23	28.44	68.2	-39.76	-	-	221	200	V
2	1.87013	58.93	PK-U	31.1	-50.22	39.81	-	-	88.2	-48.39	30	234	H
	1.87157	47.61	ADR	31.1	-50.22	28.49	68.2	-39.71	-	-	30	234	H
3	3.299759	45.98	ADR	32.7	-47.42	31.26	68.2	-36.94	-	-	30	101	H
	3.300417	57.67	PK-U	32.7	-47.43	42.94	-	-	88.2	-45.26	30	101	H
4	3.308641	57.3	PK-U	32.7	-47.42	42.58	-	-	88.2	-45.62	221	101	V
	3.310188	45.72	ADR	32.7	-47.44	30.98	68.2	-37.22	-	-	221	101	V
5	12.896781	55.03	PK-U	39.2	-44.25	49.98	-	-	88.2	-38.22	221	101	H
	12.898278	43.44	ADR	39.2	-44.29	38.35	68.2	-29.85	-	-	221	101	H
6	12.898391	43.48	ADR	39.2	-44.29	38.39	68.2	-29.81	-	-	221	101	V
	12.898471	54.87	PK-U	39.2	-44.29	49.78	-	-	88.2	-38.42	221	101	V

PK-U - U-NII: Maximum Peak
ADR - U-NII AD primary method, RMS average

UL VERIFICATION SERVICES
47173 Benicia Street, Fremont, CA 94538; USA TEL:(510) 319-4000 FAX:(510) 661-0888
This report shall not be reproduced except in full, without the written approval of UL VERIFICATION SERVICES

MID CHANNEL

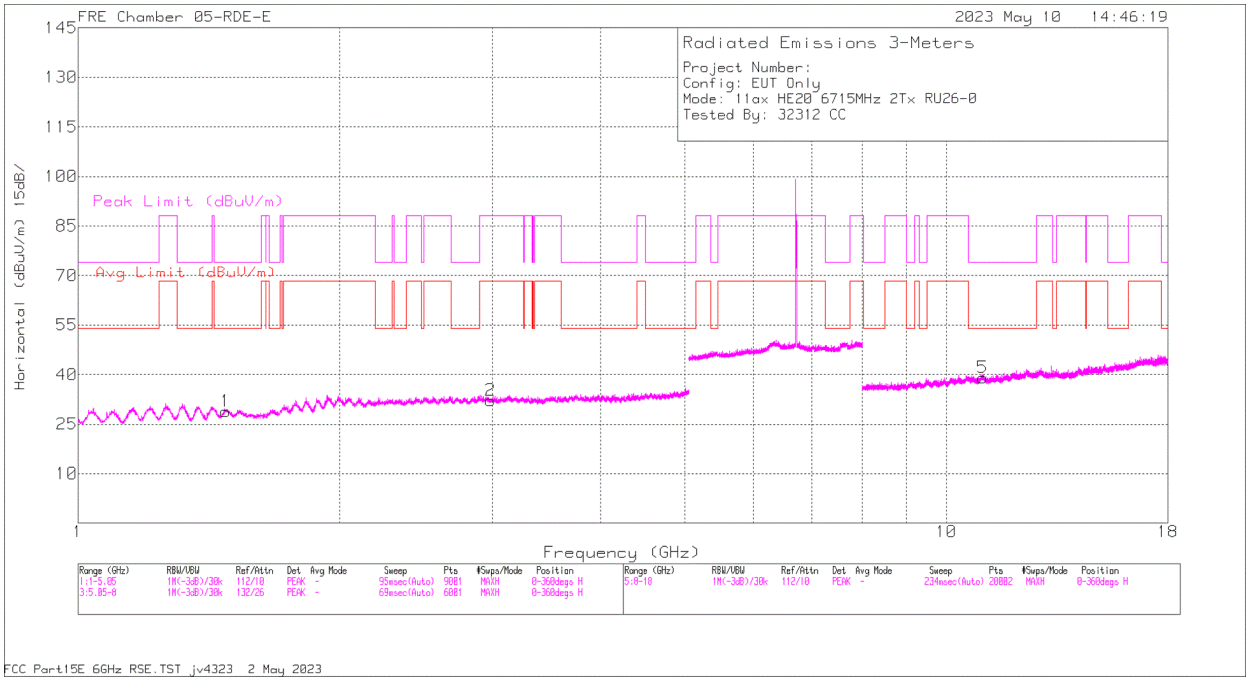

HORIZONTAL

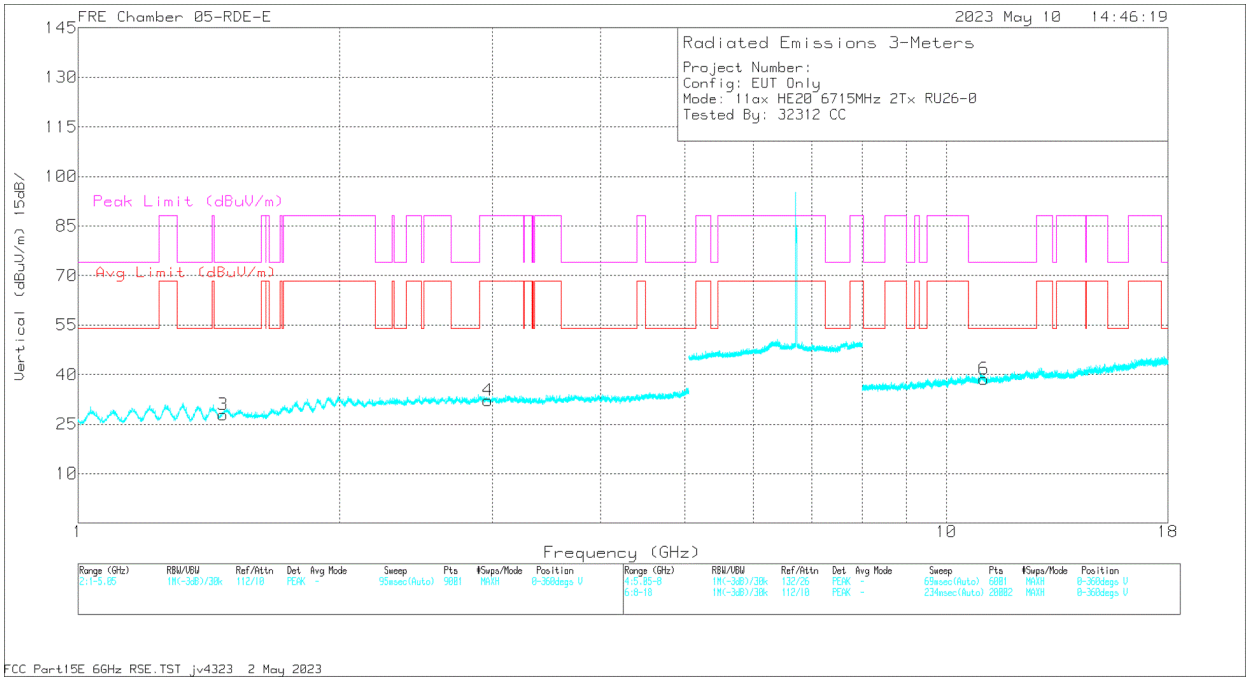

VERTICAL

UL VERIFICATION SERVICES
47173 Benicia Street, Fremont, CA 94538; USA TEL:(510) 319-4000 FAX:(510) 661-0888
This report shall not be reproduced except in full, without the written approval of UL VERIFICATION SERVICES

RADIATED EMISSIONS

Marker	Frequency (GHz)	Meter Reading (dBuV)	Det	226671 ACF (dB) 3mH	Gain/Loss (dB)	Corrected Reading (dBuV/m)	Avg Limit (dBuV/m)	Margin (dB)	Peak Limit (dBuV/m)	PK Margin (dB)	Azimuth (Degs)	Height (cm)	Polarity
3	1.4678	60.85	PK-U	28.3	-50.22	38.93	-	-	74	-35.07	360	200	V
	1.46982	49.36	ADR	28.3	-50.22	27.44	54	-26.56	-	-	360	200	V
1	1.47975	50.18	ADR	28.2	-50.14	28.24	54	-25.76	-	-	360	200	H
	1.48042	61.7	PK-U	28.2	-50.16	39.74	-	-	74	-34.26	360	200	H
4	2.96434	58.8	PK-U	32.7	-48.5	43	-	-	88.2	-45.2	360	200	V
	2.96488	47.29	ADR	32.7	-48.51	31.48	68.2	-36.72	-	-	360	200	V
2	2.98533	46.78	ADR	32.7	-48.48	31	68.2	-37.2	-	-	360	200	H
	2.98572	58.62	PK-U	32.7	-48.47	42.85	-	-	88.2	-45.35	360	200	H
5	11.0126	55.37	PK-U	37.9	-43.84	49.43	-	-	74	-24.57	360	200	H
	11.0134	43.59	ADR	37.9	-43.82	37.67	54	-16.33	-	-	360	200	H
6	11.0495	55	PK-U	37.9	-43.63	49.27	-	-	74	-24.73	360	101	V
	11.0515	43.4	ADR	37.9	-43.71	37.59	54	-16.41	-	-	360	101	V

PK-U - U-NII: Maximum Peak
ADR - U-NII AD primary method, RMS average

UL VERIFICATION SERVICES
47173 Benicia Street, Fremont, CA 94538; USA TEL:(510) 319-4000 FAX:(510) 661-0888
This report shall not be reproduced except in full, without the written approval of UL VERIFICATION SERVICES

STRADDLE CHANNEL

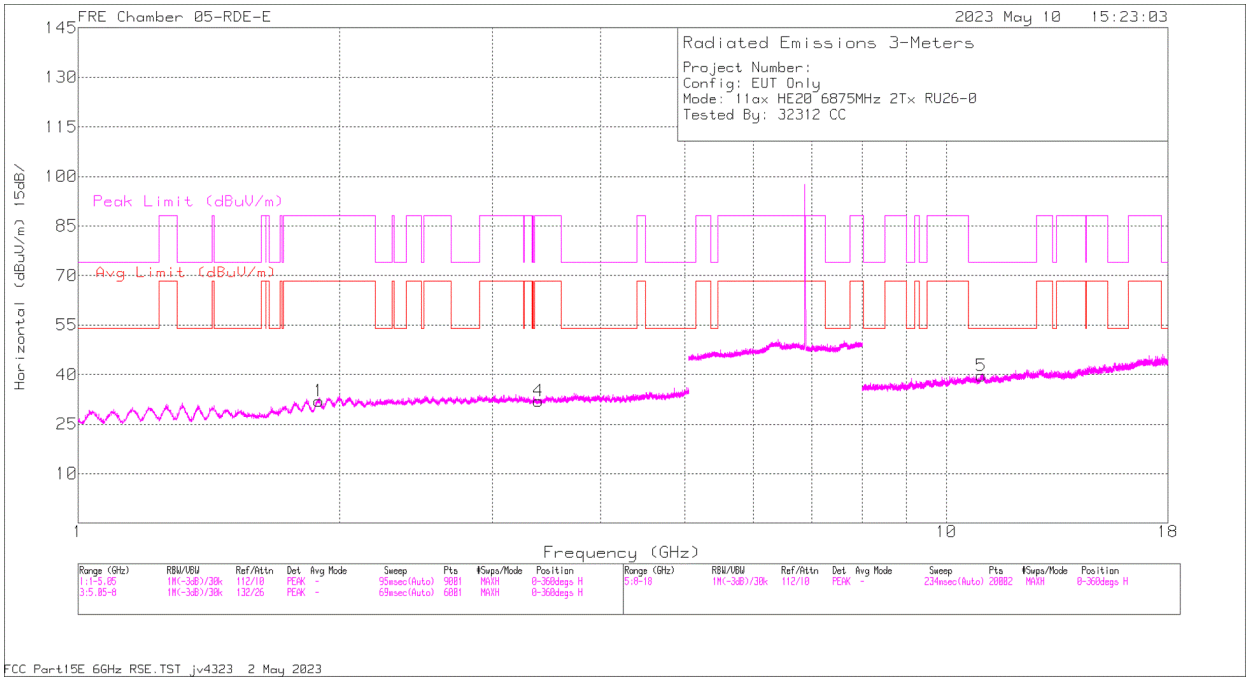

HORIZONTAL

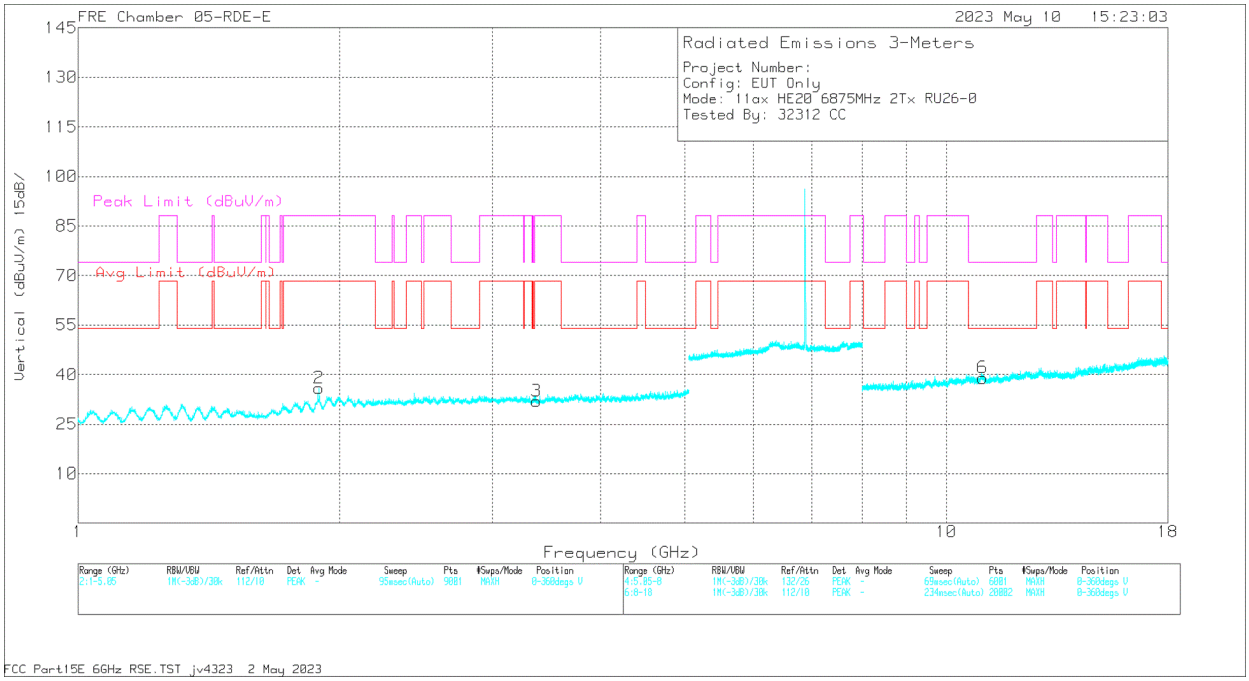

VERTICAL

UL VERIFICATION SERVICES
47173 Benicia Street, Fremont, CA 94538; USA TEL:(510) 319-4000 FAX:(510) 661-0888
This report shall not be reproduced except in full, without the written approval of UL VERIFICATION SERVICES

RADIATED EMISSIONS

Marker	Frequency (GHz)	Meter Reading (dBuV)	Det	226671 ACF (dB) 3mH	Gain/Loss (dB)	Corrected Reading (dBuV/m)	Avg Limit (dBuV/m)	Margin (dB)	Peak Limit (dBuV/m)	PK Margin (dB)	Azimuth (Degs)	Height (cm)	Polarity
1	1.89301	50.08	ADR	31.3	-50.41	30.97	68.2	-37.23	-	-	360	101	H
	1.89419	61.45	PK-U	31.3	-50.4	42.35	-	-	88.2	-45.85	360	101	H
2	1.89493	49.9	ADR	31.3	-50.41	30.79	68.2	-37.41	-	-	360	101	V
	1.89639	61.75	PK-U	31.3	-50.4	42.65	-	-	88.2	-45.55	360	101	V
3	3.37122	45.46	ADR	32.7	-47.29	30.87	68.2	-37.33	-	-	360	200	V
	3.37272	57.57	PK-U	32.7	-47.33	42.94	-	-	88.2	-45.26	360	200	V
4	3.39125	57.77	PK-U	32.7	-47.37	43.1	-	-	88.2	-45.1	360	199	H
	3.3918	45.41	ADR	32.7	-47.37	30.74	68.2	-37.46	-	-	360	199	H
5	10.9747	43.68	ADR	37.9	-44.13	37.45	54	-16.55	-	-	360	200	H
	10.9763	56.16	PK-U	37.9	-44.12	49.94	-	-	74	-24.06	360	200	H
6	11.0117	55.15	PK-U	37.9	-43.84	49.21	-	-	74	-24.79	360	101	V
	11.0128	43.55	ADR	37.9	-43.84	37.61	54	-16.39	-	-	360	101	V

PK-U - U-NII: Maximum Peak
ADR - U-NII AD primary method, RMS average

UL VERIFICATION SERVICES
47173 Benicia Street, Fremont, CA 94538; USA TEL:(510) 319-4000 FAX:(510) 661-0888
This report shall not be reproduced except in full, without the written approval of UL VERIFICATION SERVICES

2TX Antenna 6 + Antenna 5 OFDMA MODE: SU Mode

HARMONICS AND SPURIOUS EMISSIONS

LOW CHANNEL

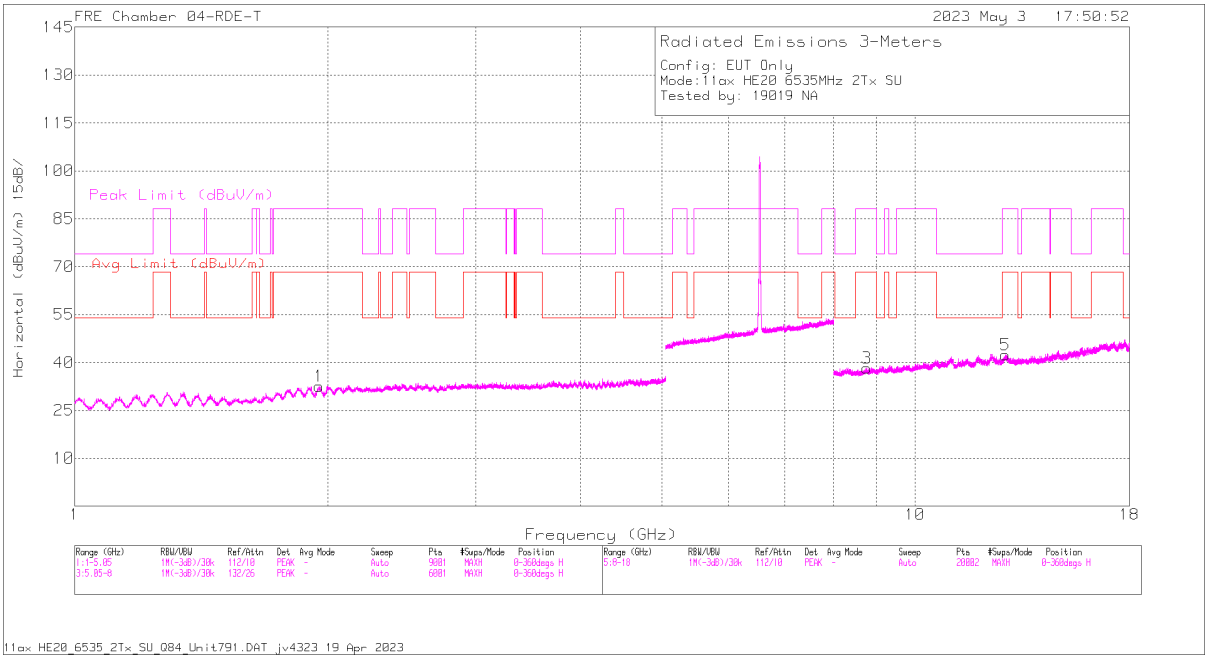

HORIZONTAL

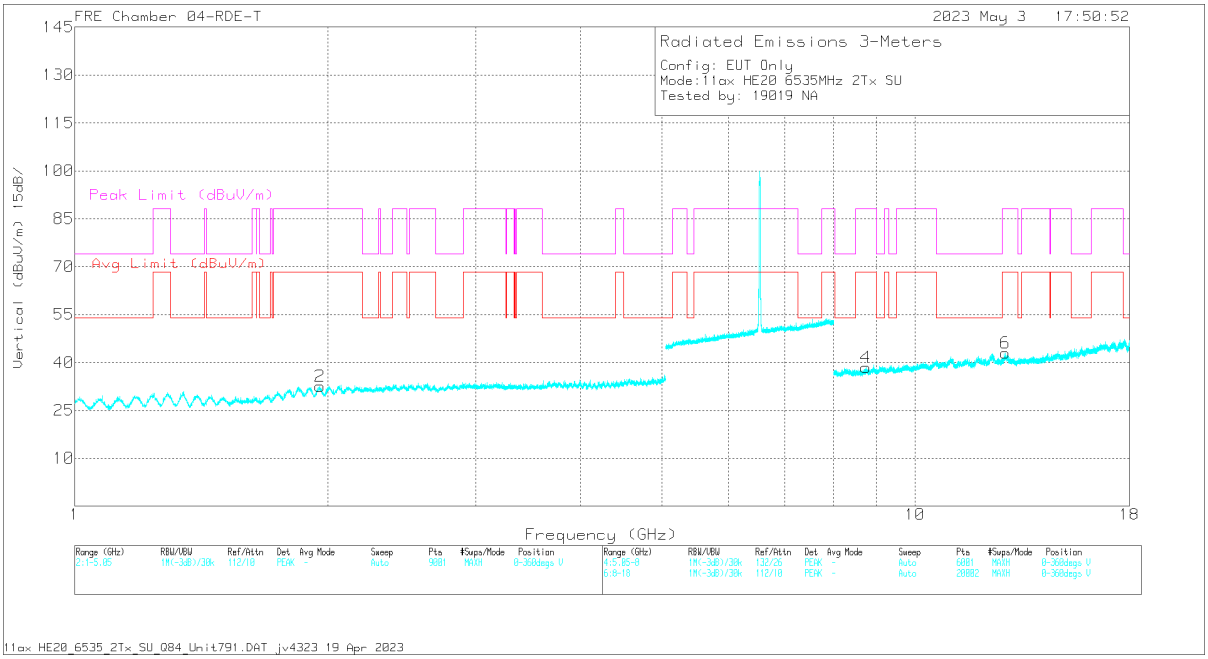

VERTICAL

UL VERIFICATION SERVICES
47173 Benicia Street, Fremont, CA 94538; USA TEL:(510) 319-4000 FAX:(510) 661-0888
This report shall not be reproduced except in full, without the written approval of UL VERIFICATION SERVICES

RADIATED EMISSIONS

Marker	Frequency (GHz)	Meter Reading (dBuV)	Det	226673 ACF (dB) 3mH	DCCF (dB)	Gain/Loss (dB)	Corrected Reading (dBuV/m)	Avg Limit (dBuV/m)	Margin (dB)	Peak Limit (dBuV/m)	Margin (dB)	Azimuth (Degs)	Height (cm)	Polarity
1	1.95163	46.79	ADR	31.2	0	-47.21	30.78	68.2	-37.42	-	-	208	174	H
	1.95337	58.34	PK-U	31.2	0	-47.35	42.19	-	-	88.2	-46.01	208	174	H
2	1.95753	46.95	ADR	31.2	0	-47.21	30.94	68.2	-37.26	-	-	231	186	V
	1.95761	58.77	PK-U	31.2	0	-47.2	42.77	-	-	88.2	-45.43	231	186	V
4	8.74386	54.45	PK-U	35.9	0	-42.65	47.7	-	-	88.2	-40.5	180	163	V
	8.74387	42.84	ADR	35.9	0	-42.65	36.09	68.2	-32.11	-	-	180	163	V
3	8.75935	42.96	ADR	35.9	0	-42.47	36.39	68.2	-31.81	-	-	136	147	H
	8.7605	54.11	PK-U	35.9	0	-42.45	47.56	-	-	88.2	-40.64	136	147	H
6	12.8045	40.85	ADR	39.3	0	-41.42	38.73	68.2	-29.47	-	-	276	119	V
	12.8056	52.51	PK-U	39.3	0	-41.37	50.44	-	-	88.2	-37.76	276	119	V
5	12.8139	52.39	PK-U	39.3	0	-41.17	50.52	-	-	88.2	-37.68	84	118	H
	12.8151	40.85	ADR	39.3	0	-41.16	38.99	68.2	-29.21	-	-	84	118	H

PK-U - U-NII: Maximum Peak
ADR - U-NII AD primary method, RMS average

UL VERIFICATION SERVICES
47173 Benicia Street, Fremont, CA 94538; USA TEL:(510) 319-4000 FAX:(510) 661-0888
This report shall not be reproduced except in full, without the written approval of UL VERIFICATION SERVICES

MID CHANNEL

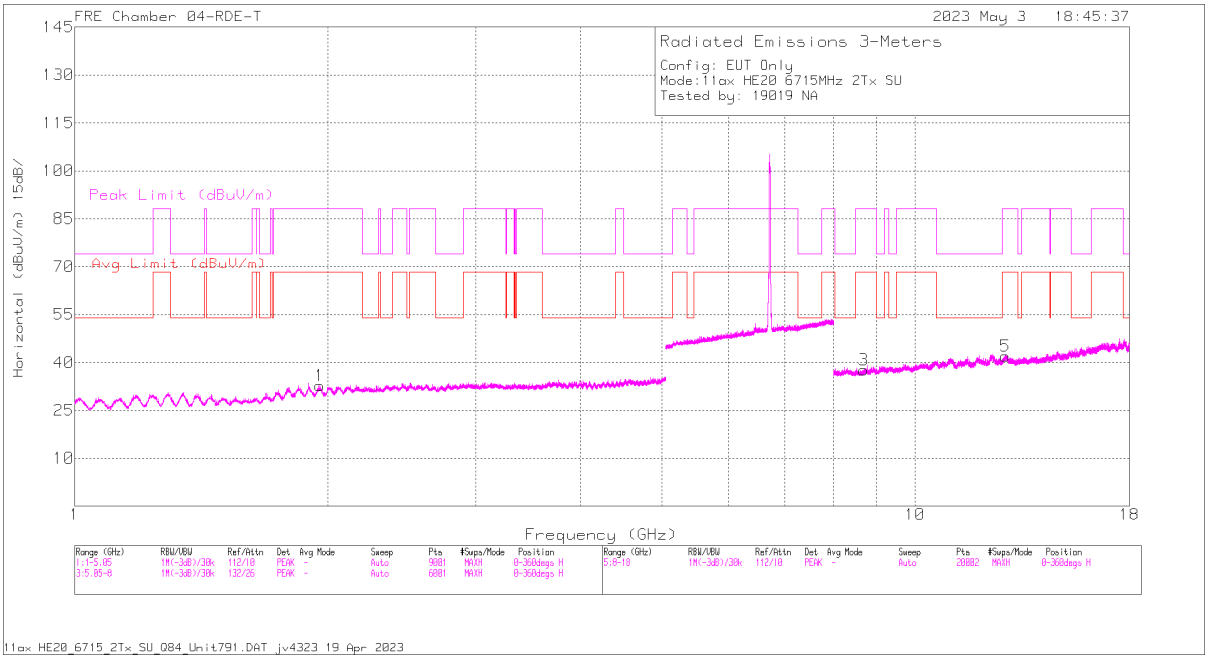

HORIZONTAL

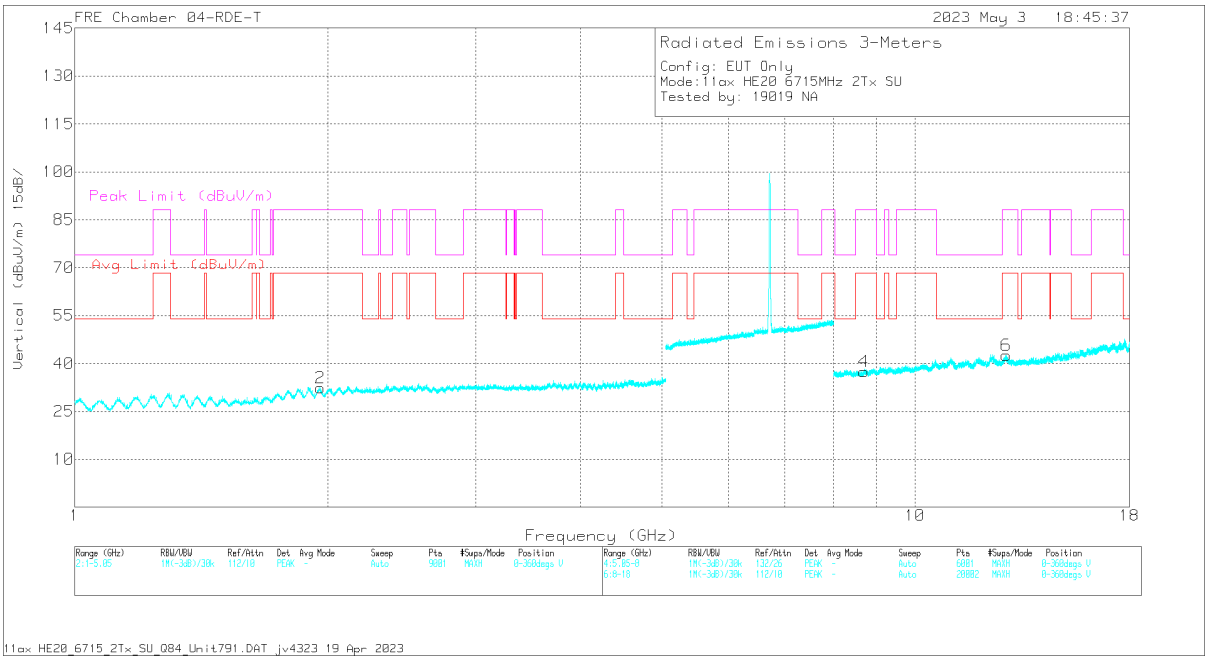

VERTICAL

UL VERIFICATION SERVICES
47173 Benicia Street, Fremont, CA 94538; USA TEL:(510) 319-4000 FAX:(510) 661-0888
This report shall not be reproduced except in full, without the written approval of UL VERIFICATION SERVICES

RADIATED EMISSIONS

Marker	Frequency (GHz)	Meter Reading (dBuV)	Det	226673 ACF (dB) 3mH	DCCF (dB)	Gain/Loss (dB)	Corrected Reading (dBuV/m)	Avg Limit (dBuV/m)	Margin (dB)	Peak Limit (dBuV/m)	Margin (dB)	Azimuth (Degs)	Height (cm)	Polarity
1	1.95644	58.87	PK-U	31.2	0	-47.29	42.78	-	-	88.2	-45.42	300	140	H
	1.95713	46.93	ADR	31.2	0	-47.23	30.9	68.2	-37.3	-	-	300	140	H
2	1.9577	46.79	ADR	31.2	0	-47.2	30.79	68.2	-37.41	-	-	169	175	V
	1.95881	58.33	PK-U	31.2	0	-47.18	42.35	-	-	88.2	-45.85	169	175	V
3	8.68463	54.68	PK-U	35.9	0	-42.84	47.74	-	-	88.2	-40.46	127	119	H
	8.68503	42.76	ADR	35.9	0	-42.84	35.82	68.2	-32.38	-	-	127	119	H
4	8.69836	55.03	PK-U	35.9	0	-42.74	48.19	-	-	88.2	-40.01	174	145	V
	8.69885	42.9	ADR	35.9	0	-42.74	36.06	68.2	-32.14	-	-	174	145	V
5	12.8074	40.94	ADR	39.3	0	-41.34	38.9	68.2	-29.3	-	-	248	196	H
	12.8106	52.32	PK-U	39.3	0	-41.26	50.36	-	-	88.2	-37.84	248	196	H
6	12.8426	40.8	ADR	39.3	0	-41.33	38.77	68.2	-29.43	-	-	231	127	V
	12.8429	52.69	PK-U	39.3	0	-41.34	50.65	-	-	88.2	-37.55	231	127	V

PK-U - U-NII: Maximum Peak
ADR - U-NII AD primary method, RMS average

UL VERIFICATION SERVICES
47173 Benicia Street, Fremont, CA 94538; USA TEL:(510) 319-4000 FAX:(510) 661-0888
This report shall not be reproduced except in full, without the written approval of UL VERIFICATION SERVICES

STRADDLE CHANNEL

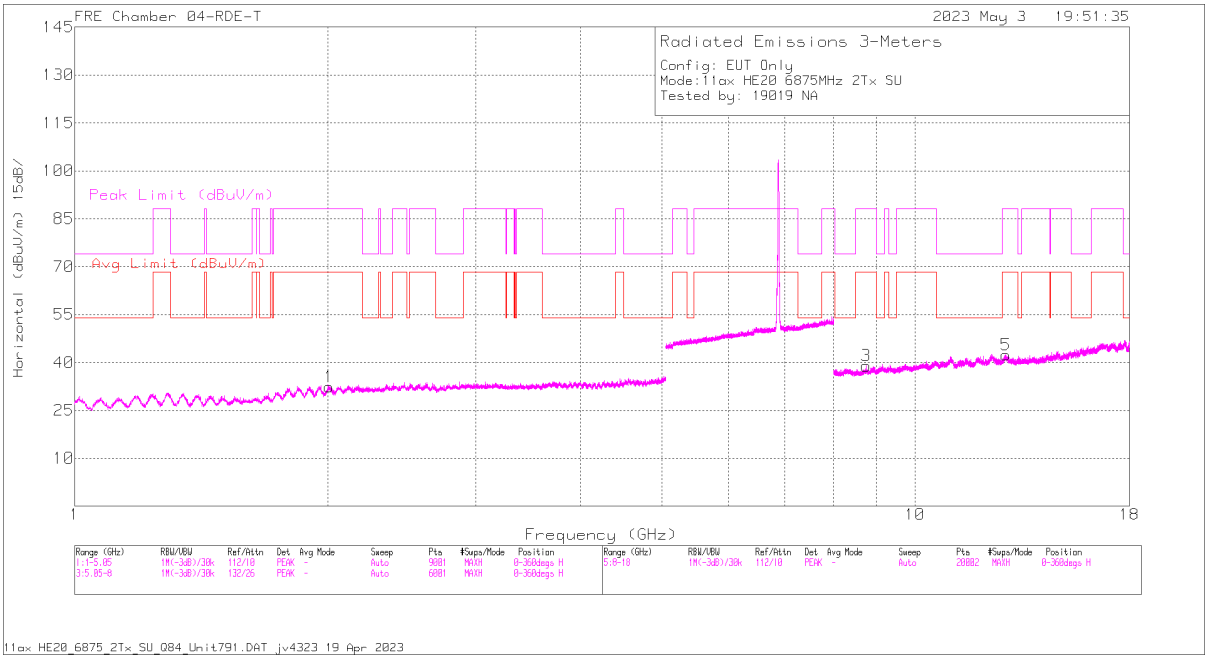

HORIZONTAL

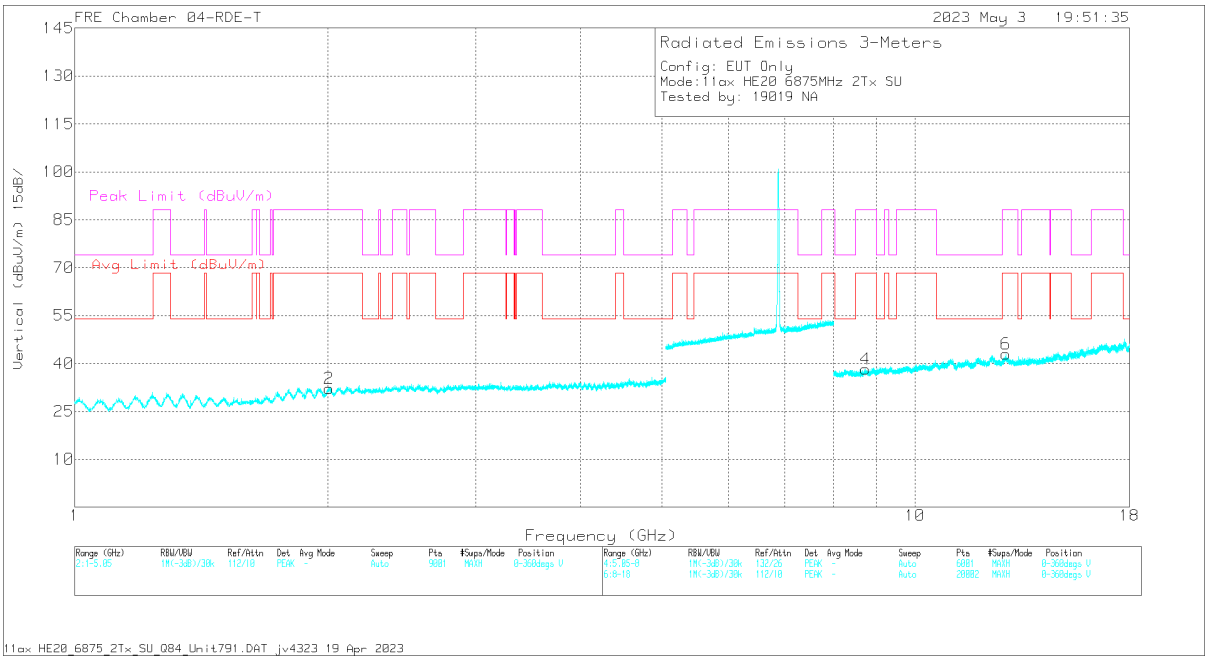

VERTICAL

UL VERIFICATION SERVICES
47173 Benicia Street, Fremont, CA 94538; USA TEL:(510) 319-4000 FAX:(510) 661-0888
This report shall not be reproduced except in full, without the written approval of UL VERIFICATION SERVICES

RADIATED EMISSIONS

Marker	Frequency (GHz)	Meter Reading (dBuV)	Det	226673 ACF (dB) 3mH	DCCF (dB)	Gain/Loss (dB)	Corrected Reading (dBuV/m)	Avg Limit (dBuV/m)	Margin (dB)	Peak Limit (dBuV/m)	Margin (dB)	Azimuth (Degs)	Height (cm)	Polarity
1	2.00726	47.05	ADR	31.2	0	-47.35	30.9	68.2	-37.3	-	-	258	236	H
	2.00862	58.88	PK-U	31.3	0	-47.43	42.75	-	-	88.2	-45.45	258	236	H
2	2.00958	46.97	ADR	31.3	0	-47.47	30.8	68.2	-37.4	-	-	183	217	V
	2.00989	58.5	PK-U	31.3	0	-47.49	42.31	-	-	88.2	-45.89	183	217	V
4	8.73965	42.77	ADR	35.9	0	-42.73	35.94	68.2	-32.26	-	-	237	275	V
	8.74015	54.87	PK-U	35.9	0	-42.73	48.04	-	-	88.2	-40.16	237	275	V
3	8.75073	42.72	ADR	35.9	0	-42.54	36.08	68.2	-32.12	-	-	267	199	H
	8.75092	54.59	PK-U	35.9	0	-42.53	47.96	-	-	88.2	-40.24	267	199	H
6	12.8258	52.76	PK-U	39.3	0	-41.07	50.99	-	-	88.2	-37.21	162	178	V
	12.8297	40.81	ADR	39.3	0	-41.1	39.01	68.2	-29.19	-	-	162	178	V
5	12.837	52.62	PK-U	39.3	0	-41.19	50.73	-	-	88.2	-37.47	184	160	H
	12.8389	40.82	ADR	39.3	0	-41.21	38.91	68.2	-29.29	-	-	184	160	H

PK-U - U-NII: Maximum Peak
ADR - U-NII AD primary method, RMS average

UL VERIFICATION SERVICES
47173 Benicia Street, Fremont, CA 94538; USA TEL:(510) 319-4000 FAX:(510) 661-0888
This report shall not be reproduced except in full, without the written approval of UL VERIFICATION SERVICES

1.1.10. TX ABOVE 1 GHz 802.11ax HE40 MODE IN THE UNII-7 BAND

2TX Antenna 6 + Antenna 5 OFDMA MODE: 26-Tones, RU Index 0

HARMONICS AND SPURIOUS EMISSIONS

LOW CHANNEL

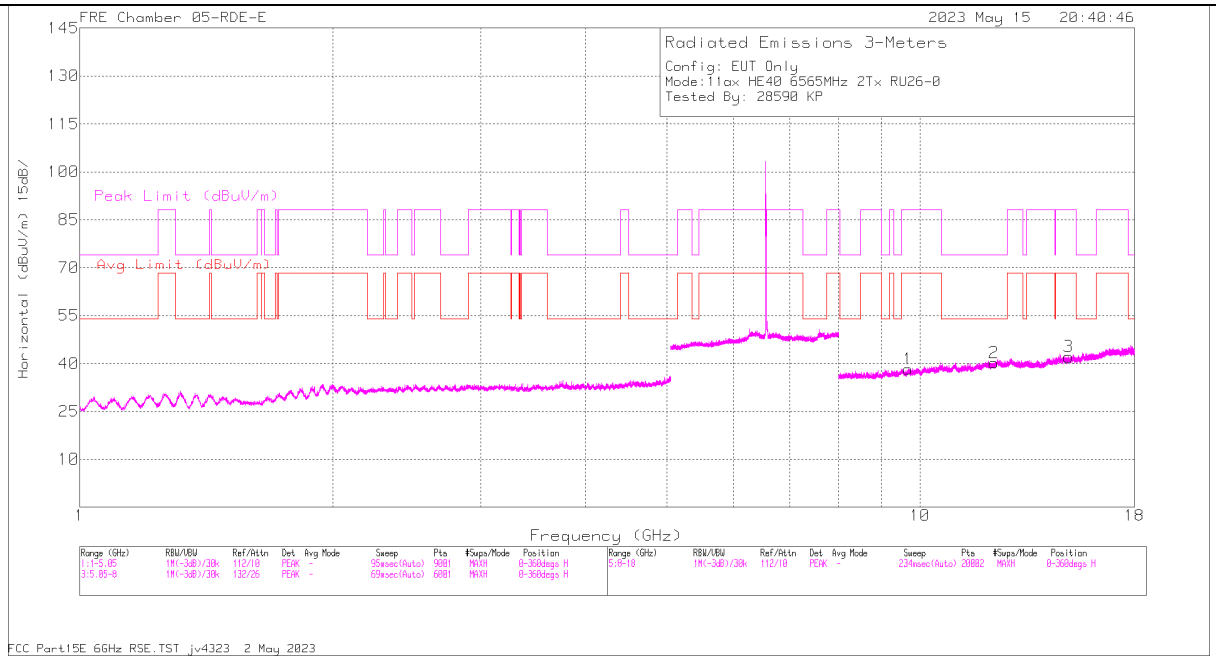

HORIZONTAL

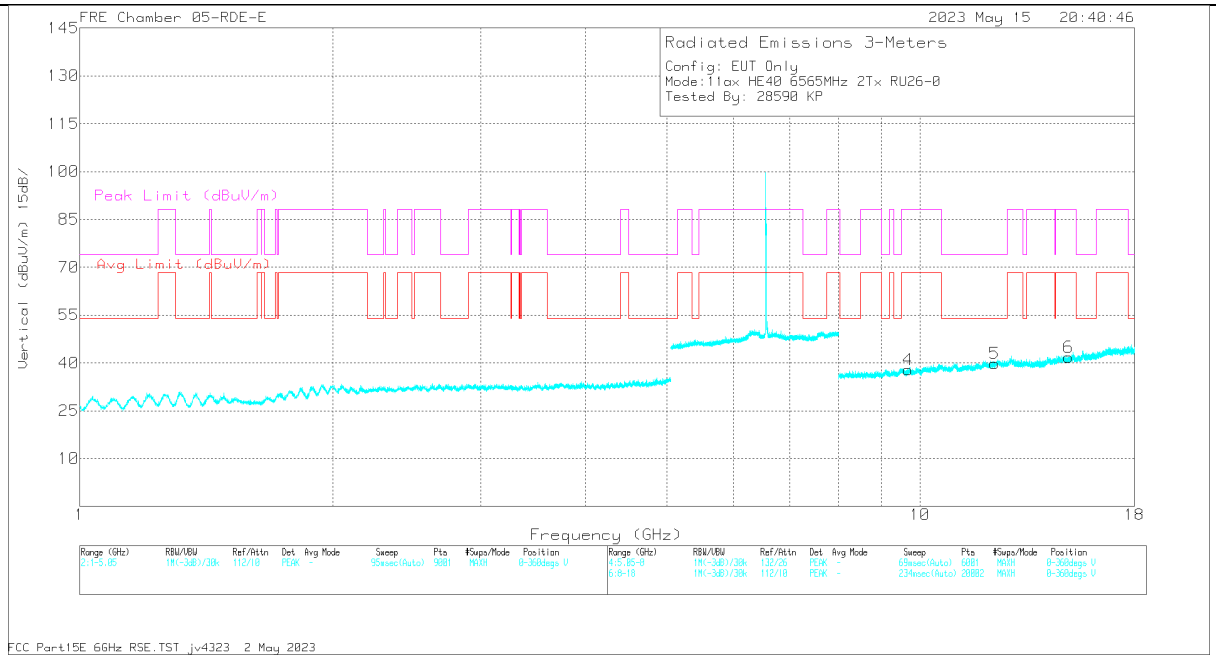

VERTICAL

UL VERIFICATION SERVICES
47173 Benicia Street, Fremont, CA 94538; USA TEL:(510) 319-4000 FAX:(510) 661-0888
This report shall not be reproduced except in full, without the written approval of UL VERIFICATION SERVICES

RADIATED EMISSIONS

Marker	Frequency (GHz)	Meter Reading (dBuV)	Det	226671 ACF (dB) 3mH	DCCF (dB)	Gain/Loss (dB)	Corrected Reading (dBuV/m)	Avg Limit (dBuV/m)	Margin (dB)	Peak Limit (dBuV/m)	PK Margin (dB)	Azimuth (Degs)	Height (cm)	Polarity
2	12.2581	55.71	PK-U	38.8	0	-43.8	50.71	-	-	74	-23.29	360	200	H
	12.2583	43.75	ADR	38.8	0	-43.81	38.74	54	-15.26	-	-	360	200	H
5	12.2627	55.12	PK-U	38.8	0	-43.92	50	-	-	74	-24	360	101	V
	12.2606	43.48	ADR	38.8	0	-43.87	38.41	54	-15.59	-	-	360	101	V
4	9.67957	56.86	PK-U	36.9	0	-46.19	47.57	-	-	88.2	-40.63	360	200	V
	9.68295	45.3	ADR	36.9	0	-46.21	35.99	68.2	-32.21	-	-	360	200	V
1	9.68415	57.64	PK-U	36.9	0	-46.28	48.26	-	-	88.2	-39.94	360	200	H
	9.68511	45.7	ADR	36.9	0	-46.34	36.26	68.2	-31.94	-	-	360	200	H
3	15.0391	56.27	PK-U	39.8	0	-43.71	52.36	-	-	88.2	-35.84	360	200	H
	15.0362	44.15	ADR	39.8	0	-43.76	40.19	68.2	-28.01	-	-	360	200	H
6	15.0379	55.5	PK-U	39.8	0	-43.73	51.57	-	-	88.2	-36.63	360	200	V
	15.0394	44.16	ADR	39.8	0	-43.71	40.25	68.2	-27.95	-	-	360	200	V

PK-U - U-NII: Maximum Peak
ADR - U-NII AD primary method, RMS average

UL VERIFICATION SERVICES
47173 Benicia Street, Fremont, CA 94538; USA TEL:(510) 319-4000 FAX:(510) 661-0888
This report shall not be reproduced except in full, without the written approval of UL VERIFICATION SERVICES

MID CHANNEL

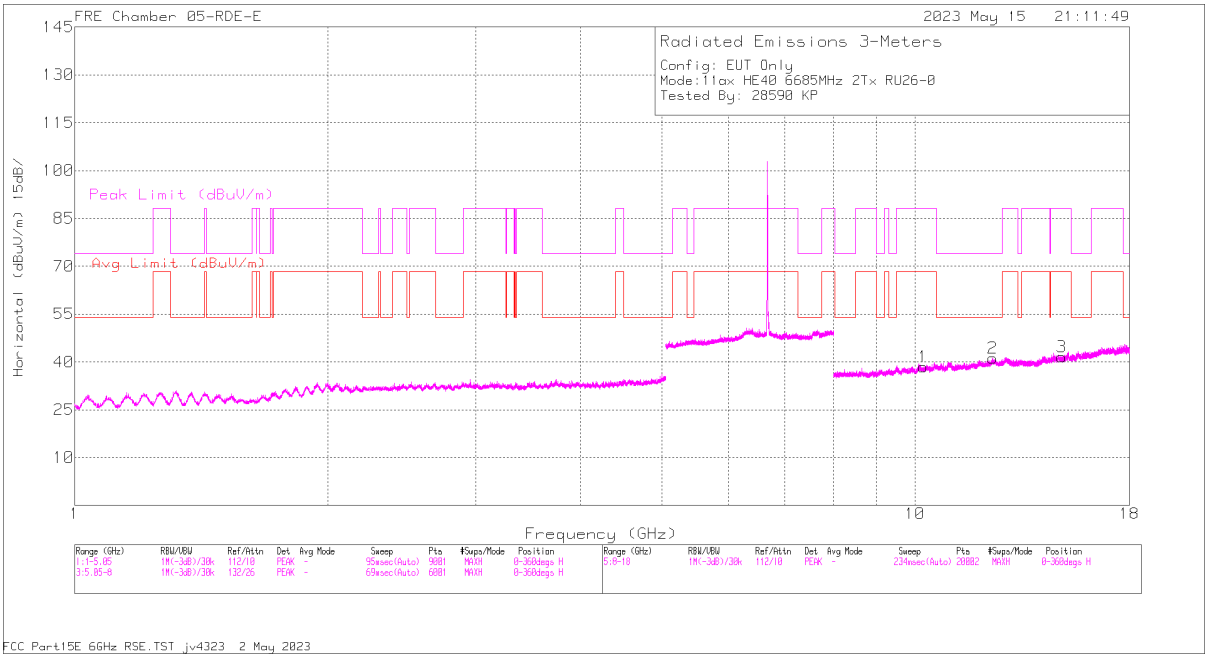

HORIZONTAL

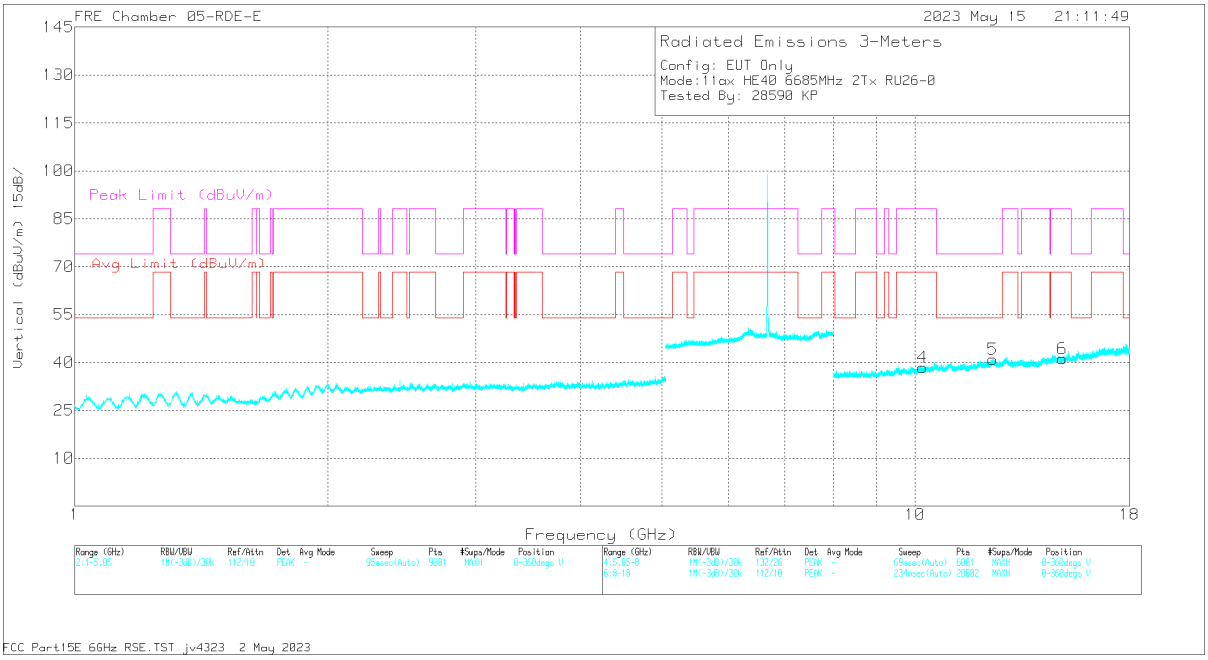

VERTICAL

UL VERIFICATION SERVICES
47173 Benicia Street, Fremont, CA 94538; USA TEL:(510) 319-4000 FAX:(510) 661-0888
This report shall not be reproduced except in full, without the written approval of UL VERIFICATION SERVICES

RADIATED EMISSIONS

Marker	Frequency (GHz)	Meter Reading (dBuV)	Det	226671 ACF (dB) 3mH	DCCF (dB)	Gain/Loss (dB)	Corrected Reading (dBuV/m)	Avg Limit (dBuV/m)	Margin (dB)	Peak Limit (dBuV/m)	PK Margin (dB)	Azimuth (Degs)	Height (cm)	Polarity
2	12.3833	54.08	PK-U	38.9	0	-43.31	49.67	-	-	74	-24.33	360	200	H
	12.3836	42.69	ADR	38.9	0	-43.32	38.27	54	-15.73	-	-	360	200	H
5	12.3714	54.35	PK-U	38.8	0	-43.24	49.91	-	-	74	-24.09	360	200	V
	12.3709	43.08	ADR	38.8	0	-43.24	38.64	54	-15.36	-	-	360	200	V
4	10.2131	45.95	ADR	37.5	0	-46.6	36.85	68.2	-31.35	-	-	360	200	V
	10.2136	57.04	PK-U	37.5	0	-46.59	47.95	-	-	88.2	-40.25	360	200	V
1	10.2249	45.69	ADR	37.5	0	-46.6	36.59	68.2	-31.61	-	-	360	101	H
	10.2257	57.12	PK-U	37.5	0	-46.63	47.99	-	-	88.2	-40.21	360	101	H
3	14.9447	55.66	PK-U	39.8	0	-44.23	51.23	-	-	88.2	-36.97	360	200	H
	14.9469	44.15	ADR	39.8	0	-44.31	39.64	68.2	-28.56	-	-	360	200	H
6	14.9642	44.19	ADR	39.8	0	-44.2	39.79	68.2	-28.41	-	-	360	200	V
	14.9672	55.62	PK-U	39.8	0	-44.21	51.21	-	-	88.2	-36.99	360	200	V

PK-U - U-NII: Maximum Peak
ADR - U-NII AD primary method, RMS average

UL VERIFICATION SERVICES
47173 Benicia Street, Fremont, CA 94538; USA TEL:(510) 319-4000 FAX:(510) 661-0888
This report shall not be reproduced except in full, without the written approval of UL VERIFICATION SERVICES

HIGH CHANNEL

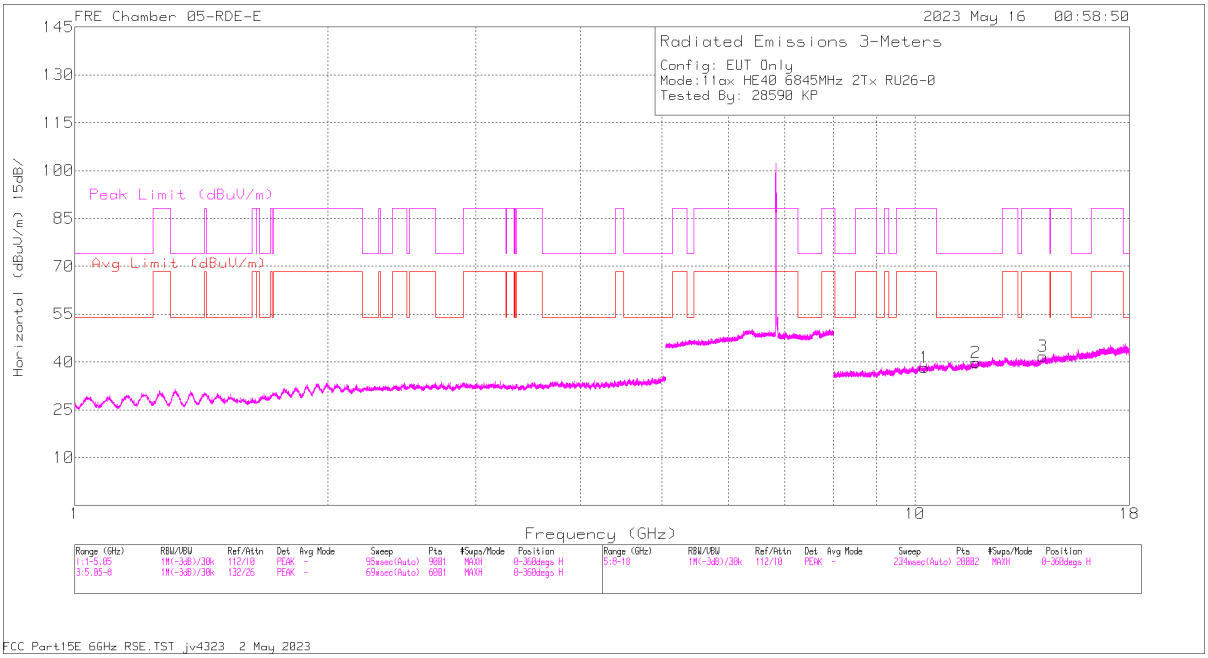

HORIZONTAL

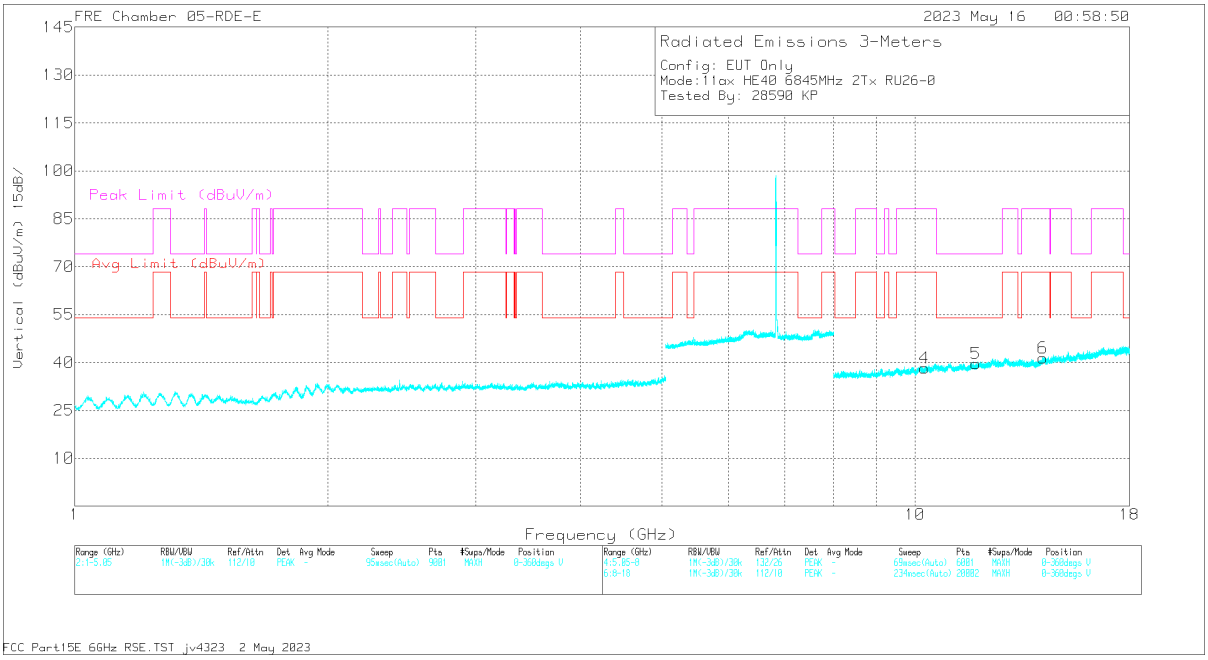

VERTICAL

UL VERIFICATION SERVICES
47173 Benicia Street, Fremont, CA 94538; USA TEL:(510) 319-4000 FAX:(510) 661-0888
This report shall not be reproduced except in full, without the written approval of UL VERIFICATION SERVICES

RADIATED EMISSIONS

Marker	Frequency (GHz)	Meter Reading (dBuV)	Det	226671 ACF (dB) 3mH	DCCF (dB)	Gain/Loss (dB)	Corrected Reading (dBuV/m)	Avg Limit (dBuV/m)	Margin (dB)	Peak Limit (dBuV/m)	PK Margin (dB)	Azimuth (Degs)	Height (cm)	Polarity
2	11.8207	54.75	PK-U	38.5	0	-43.91	49.34	-	-	74	-24.66	360	199	H
	11.8204	43.11	ADR	38.5	0	-43.9	37.71	54	-16.29	-	-	360	199	H
5	11.8091	54.87	PK-U	38.5	0	-43.93	49.44	-	-	74	-24.56	360	199	V
	11.8095	43.35	ADR	38.5	0	-43.92	37.93	54	-16.07	-	-	360	199	V
1	10.2562	57.41	PK-U	37.5	0	-46.92	47.99	-	-	88.2	-40.21	360	199	H
	10.2571	46.15	ADR	37.5	0	-46.93	36.72	68.2	-31.48	-	-	360	199	H
4	10.2633	46.04	ADR	37.5	0	-46.83	36.71	68.2	-31.49	-	-	360	199	V
	10.2648	57.26	PK-U	37.5	0	-46.8	47.96	-	-	88.2	-40.24	360	199	V
3	14.1894	44.75	ADR	39	0	-43.86	39.89	68.2	-28.31	-	-	360	199	H
	14.1911	55.93	PK-U	39	0	-43.79	51.14	-	-	88.2	-37.06	360	199	H
6	14.1989	55.99	PK-U	39	0	-43.98	51.01	-	-	88.2	-37.19	360	199	V
	14.199	44.51	ADR	39	0	-43.99	39.52	68.2	-28.68	-	-	360	199	V

PK-U - U-NII: Maximum Peak
ADR - U-NII AD primary method, RMS average

UL VERIFICATION SERVICES
47173 Benicia Street, Fremont, CA 94538; USA TEL:(510) 319-4000 FAX:(510) 661-0888
This report shall not be reproduced except in full, without the written approval of UL VERIFICATION SERVICES

2TX Antenna 6 + Antenna 5 OFDMA MODE: SUJ Mode

HARMONICS AND SPURIOUS EMISSIONS

LOW CHANNEL

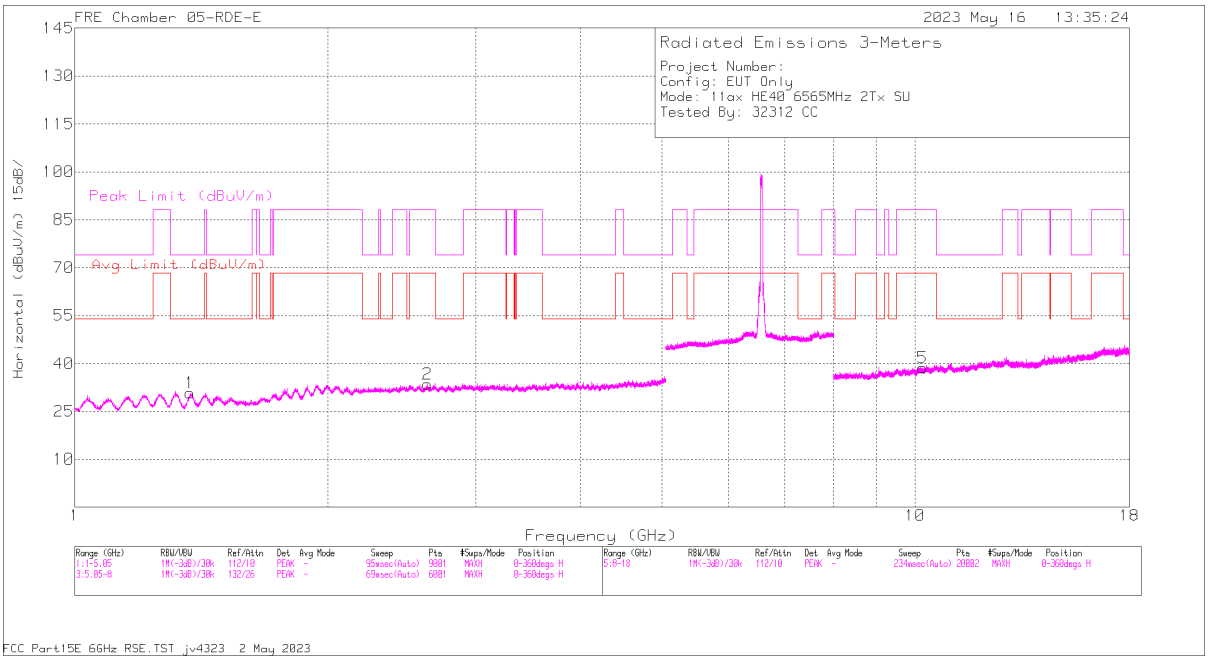

HORIZONTAL

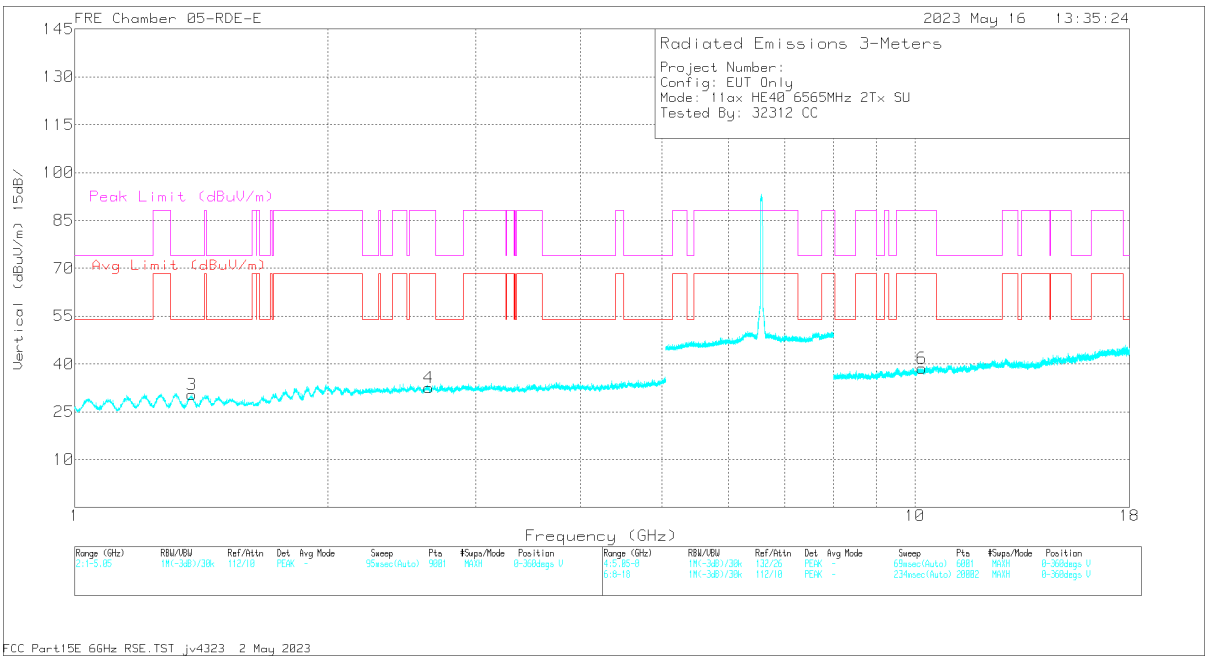

VERTICAL

UL VERIFICATION SERVICES
47173 Benicia Street, Fremont, CA 94538; USA TEL:(510) 319-4000 FAX:(510) 661-0888
This report shall not be reproduced except in full, without the written approval of UL VERIFICATION SERVICES

RADIATED EMISSIONS

Marker	Frequency (GHz)	Meter Reading (dBuV)	Det	226671 ACF (dB) 3mH	DCCF (dB)	Gain/Loss (dB)	Corrected Reading (dBuV/m)	Avg Limit (dBuV/m)	Margin (dB)	Peak Limit (dBuV/m)	PK Margin (dB)	Azimuth (Degs)	Height (cm)	Polarity
1	1.37215	50.04	ADR	28.7	0	-50.13	28.61	54	-25.39	-	-	360	200	H
	1.37299	61.54	PK-U	28.7	0	-50.1	40.14	-	-	74	-33.86	360	200	H
3	1.37666	49.86	ADR	28.7	0	-50.01	28.55	54	-25.45	-	-	360	101	V
	1.37977	61.49	PK-U	28.7	0	-50.07	40.12	-	-	74	-33.88	360	101	V
2	2.62671	48.67	ADR	32.4	0	-49.68	31.39	68.2	-36.81	-	-	360	101	H
	2.62859	60.36	PK-U	32.4	0	-49.7	43.06	-	-	88.2	-45.14	360	101	H
4	2.63592	48.48	ADR	32.4	0	-49.68	31.2	68.2	-37	-	-	360	200	V
	2.63782	60.07	PK-U	32.4	0	-49.7	42.77	-	-	88.2	-45.43	360	200	V
6	10.2014	57.74	PK-U	37.5	0	-46.65	48.59	-	-	88.2	-39.61	360	200	V
	10.2016	45.7	ADR	37.5	0	-46.66	36.54	68.2	-31.66	-	-	360	200	V
5	10.2023	57.15	PK-U	37.5	0	-46.64	48.01	-	-	88.2	-40.19	360	101	H
	10.2036	45.51	ADR	37.5	0	-46.56	36.45	68.2	-31.75	-	-	360	101	H

PK-U - U-NII: Maximum Peak
ADR - U-NII AD primary method, RMS average

UL VERIFICATION SERVICES
47173 Benicia Street, Fremont, CA 94538; USA TEL:(510) 319-4000 FAX:(510) 661-0888
This report shall not be reproduced except in full, without the written approval of UL VERIFICATION SERVICES

MID CHANNEL

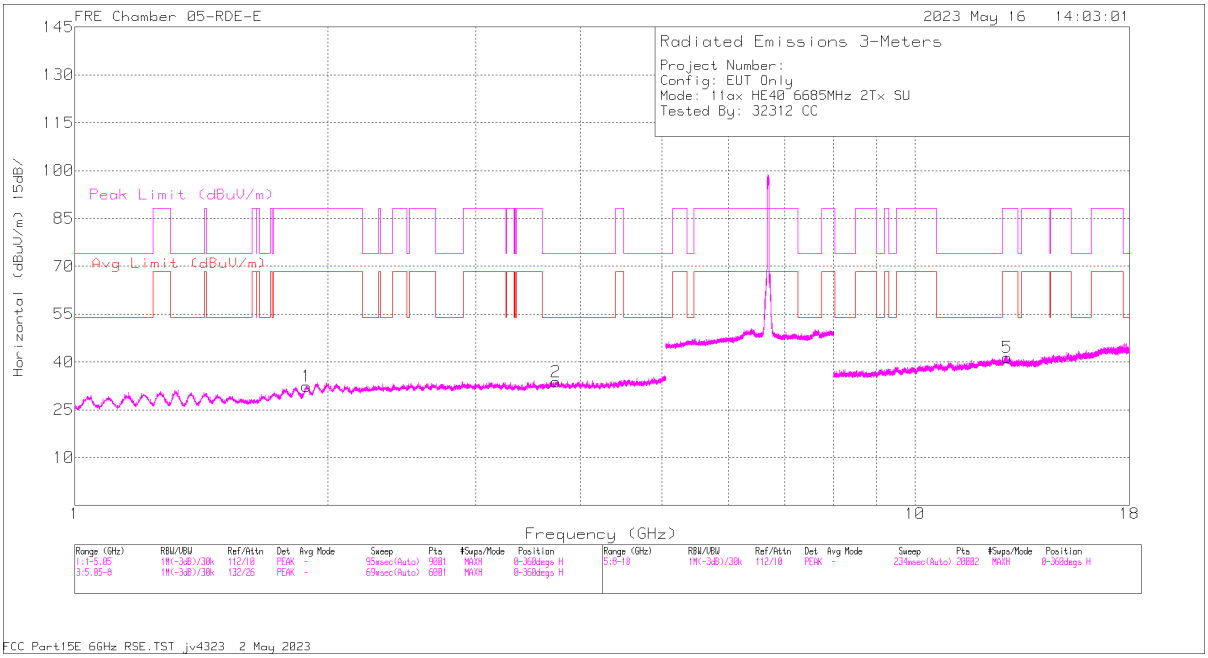

HORIZONTAL

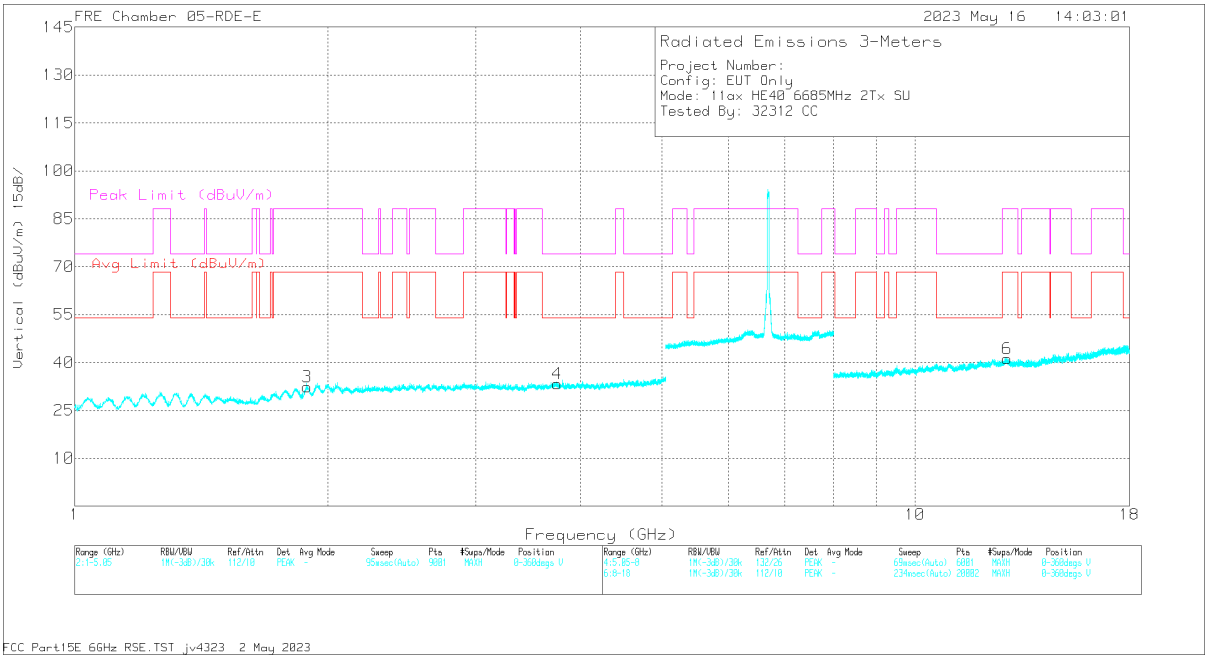

VERTICAL

UL VERIFICATION SERVICES
47173 Benicia Street, Fremont, CA 94538; USA TEL:(510) 319-4000 FAX:(510) 661-0888
This report shall not be reproduced except in full, without the written approval of UL VERIFICATION SERVICES

RADIATED EMISSIONS

Marker	Frequency (GHz)	Meter Reading (dBuV)	Det	226671 ACF (dB) 3mH	DCCF (dB)	Gain/Loss (dB)	Corrected Reading (dBuV/m)	Avg Limit (dBuV/m)	Margin (dB)	Peak Limit (dBuV/m)	PK Margin (dB)	Azimuth (Degs)	Height (cm)	Polarity
1	1.8889	61.71	PK-U	31.3	0	-50.3	42.71	-	-	88.2	-45.49	360	101	H
	1.8898	50.25	ADR	31.3	0	-50.35	31.2	68.2	-37	-	-	360	101	H
3	1.88972	62.08	PK-U	31.3	0	-50.34	43.04	-	-	88.2	-45.16	360	199	V
	1.89102	50.12	ADR	31.3	0	-50.39	31.03	68.2	-37.17	-	-	360	199	V
2	3.73785	46.22	ADR	33.3	0	-47.39	32.13	54	-21.87	-	-	360	199	H
	3.73789	57.71	PK-U	33.3	0	-47.39	43.62	-	-	74	-30.38	360	199	H
4	3.75304	45.93	ADR	33.3	0	-47.32	31.91	54	-22.09	-	-	360	101	V
	3.75378	57.9	PK-U	33.3	0	-47.28	43.92	-	-	74	-30.08	360	101	V
6	12.8681	43.19	ADR	39.2	0	-43.8	38.59	68.2	-29.61	-	-	360	200	V
	12.8683	54.54	PK-U	39.2	0	-43.81	49.93	-	-	88.2	-38.27	360	200	V
5	12.8774	54.31	PK-U	39.2	0	-43.97	49.54	-	-	88.2	-38.66	360	200	H
	12.8779	42.94	ADR	39.2	0	-43.98	38.16	68.2	-30.04	-	-	360	200	H

PK-U - U-NII: Maximum Peak
ADR - U-NII AD primary method, RMS average

UL VERIFICATION SERVICES
47173 Benicia Street, Fremont, CA 94538; USA TEL:(510) 319-4000 FAX:(510) 661-0888
This report shall not be reproduced except in full, without the written approval of UL VERIFICATION SERVICES

HIGH CHANNEL

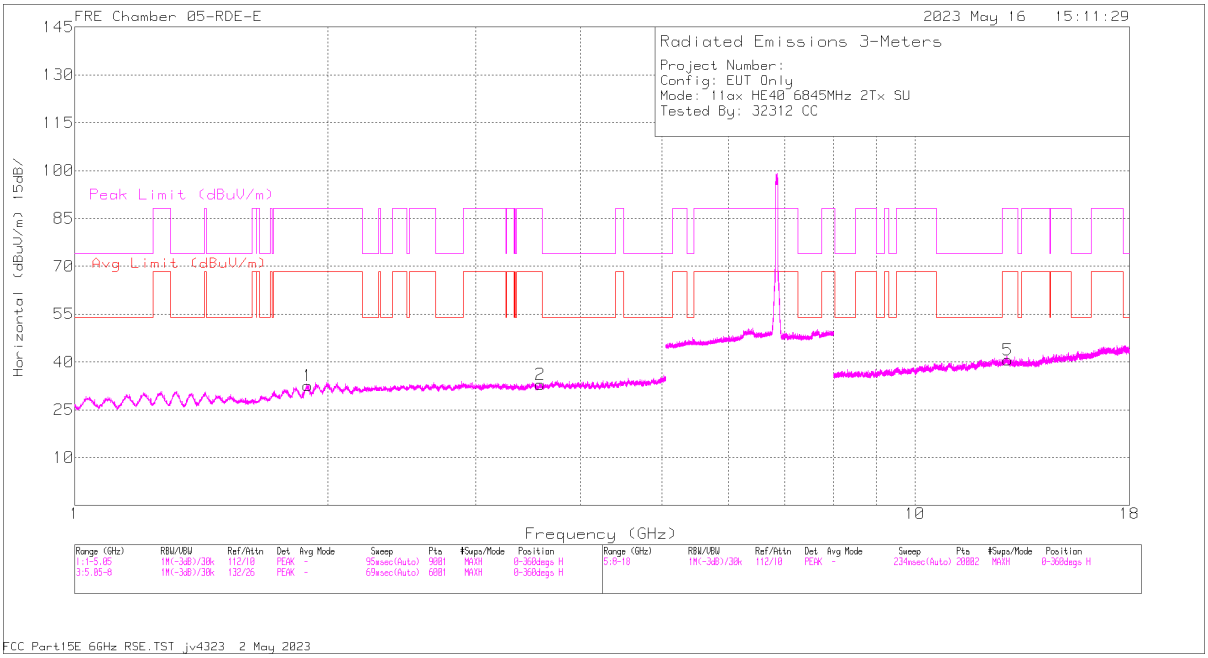

HORIZONTAL

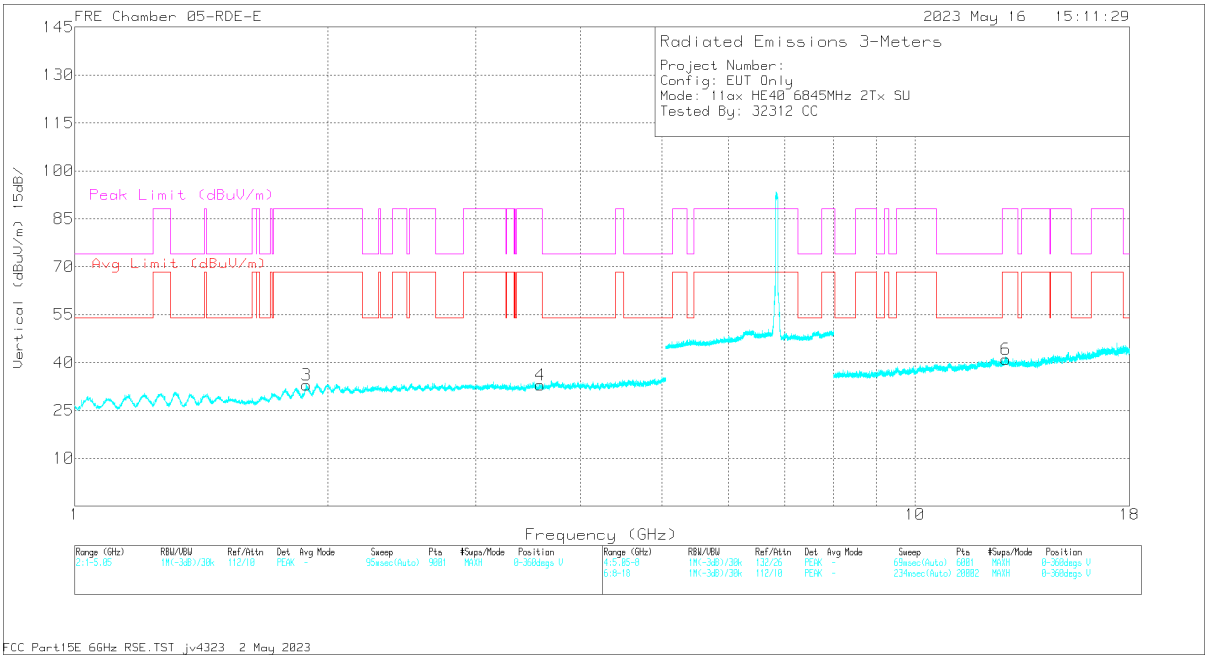

VERTICAL

UL VERIFICATION SERVICES
47173 Benicia Street, Fremont, CA 94538; USA TEL:(510) 319-4000 FAX:(510) 661-0888
This report shall not be reproduced except in full, without the written approval of UL VERIFICATION SERVICES

RADIATED EMISSIONS

Marker	Frequency (GHz)	Meter Reading (dBuV)	Det	226671 ACF (dB) 3mH	DCCF (dB)	Gain/Loss (dB)	Corrected Reading (dBuV/m)	Avg Limit (dBuV/m)	Margin (dB)	Peak Limit (dBuV/m)	PK Margin (dB)	Azimuth (Degs)	Height (cm)	Polarity
3	1.88865	62	PK-U	31.3	0	-50.29	43.01	-	-	88.2	-45.19	360	199	V
	1.88868	50.09	ADR	31.3	0	-50.29	31.1	68.2	-37.1	-	-	360	199	V
1	1.89181	50.06	ADR	31.3	0	-50.41	30.95	68.2	-37.25	-	-	360	101	H
	1.89195	62.13	PK-U	31.3	0	-50.42	43.01	-	-	88.2	-45.19	360	101	H
4	3.57822	45.26	ADR	33	0	-46.92	31.34	54	-22.66	-	-	360	199	V
	3.57976	57.04	PK-U	33	0	-46.95	43.09	-	-	74	-30.91	360	199	V
2	3.58276	45.36	ADR	33	0	-46.93	31.43	54	-22.57	-	-	360	199	H
	3.58572	56.56	PK-U	33	0	-46.91	42.65	-	-	74	-31.35	360	199	H
6	12.839	43.43	ADR	39.2	0	-44.05	38.58	68.2	-29.62	-	-	360	200	V
	12.8404	54.93	PK-U	39.2	0	-43.99	50.14	-	-	88.2	-38.06	360	200	V
5	12.8923	54.88	PK-U	39.2	0	-44.27	49.81	-	-	88.2	-38.39	360	200	H
	12.8924	43.07	ADR	39.2	0	-44.27	38	68.2	-30.2	-	-	360	200	H

PK-U - U-NII: Maximum Peak
ADR - U-NII AD primary method, RMS average

UL VERIFICATION SERVICES
47173 Benicia Street, Fremont, CA 94538; USA TEL:(510) 319-4000 FAX:(510) 661-0888
This report shall not be reproduced except in full, without the written approval of UL VERIFICATION SERVICES

1.1.11. TX ABOVE 1 GHz 802.11ax HE80 MODE IN THE UNII-7 BAND

2TX Antenna 6 + Antenna 5 OFDMA MODE: 26-Tones, RU Index 0

HARMONIC AND SPURIOUS EMISSIONS

STRADDLE CHANNEL

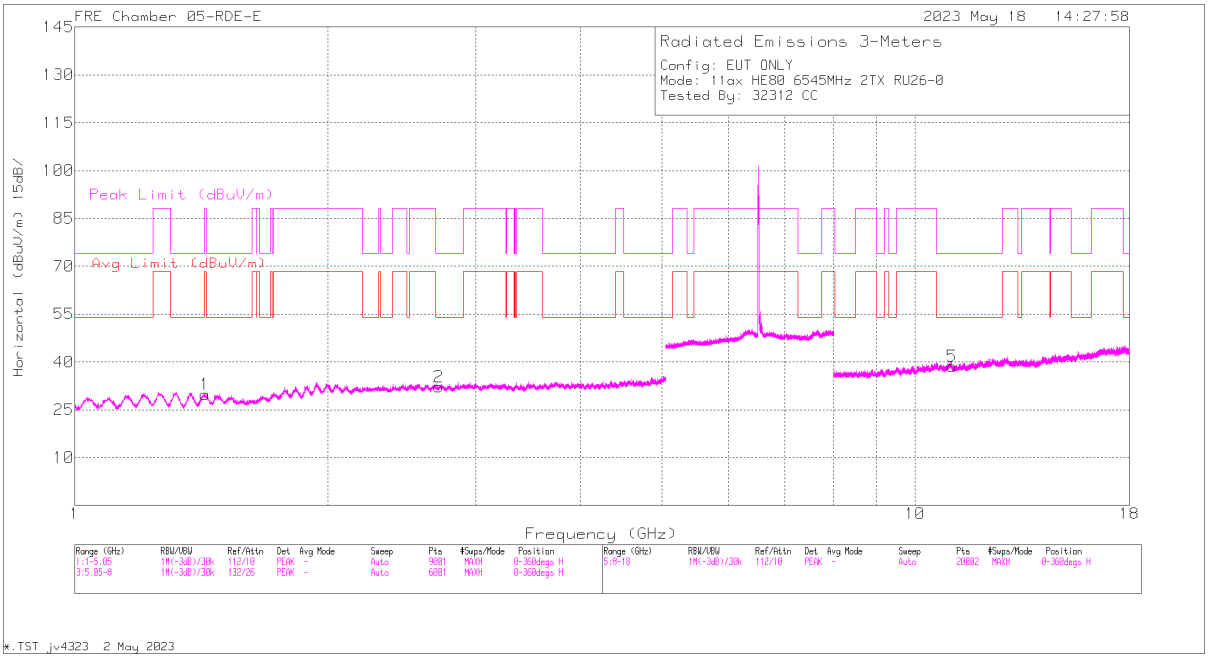

HORIZONTAL

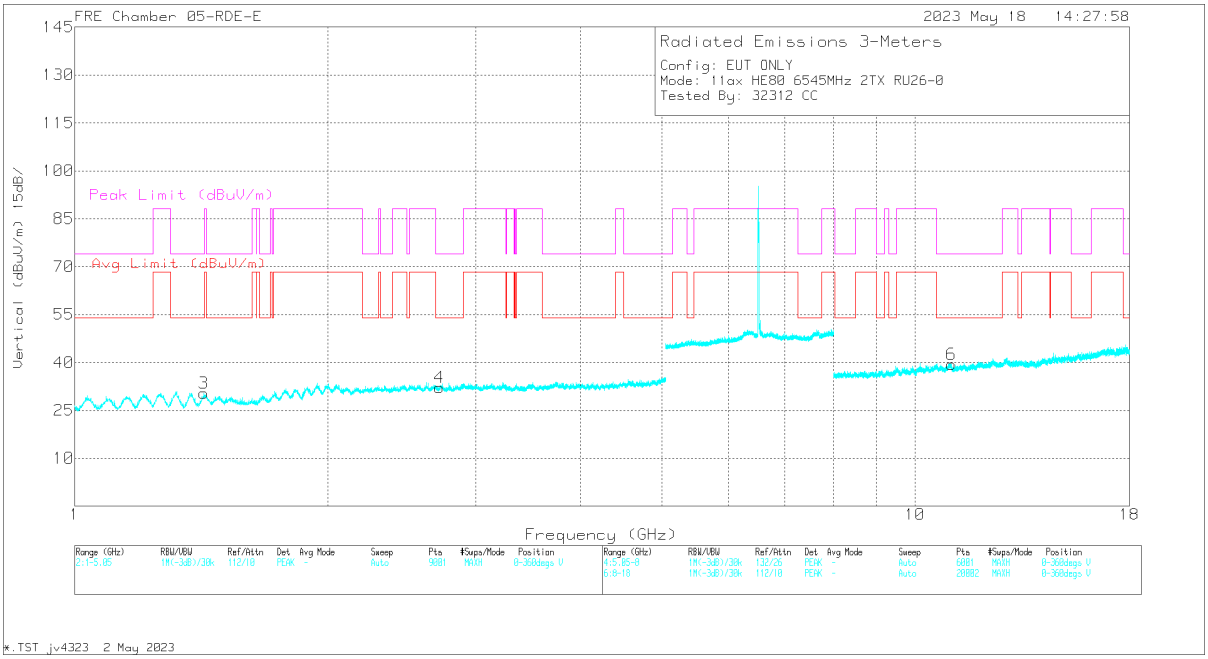

VERTICAL

UL VERIFICATION SERVICES
47173 Benicia Street, Fremont, CA 94538; USA TEL:(510) 319-4000 FAX:(510) 661-0888
This report shall not be reproduced except in full, without the written approval of UL VERIFICATION SERVICES

RADIATED EMISSIONS

Marker	Frequency (GHz)	Meter Reading (dBuV)	Det	226671 ACF (dB) 3mH	Gain/Loss (dB)	Corrected Reading (dBuV/m)	Avg Limit (dBuV/m)	Margin (dB)	Peak Limit (dBuV/m)	PK Margin (dB)	Azimuth (Degs)	Height (cm)	Polarity
3	1.42354	61.62	PK-U	28.6	-50.31	39.91	-	-	74	-34.09	5	200	V
	1.42553	49.95	ADR	28.6	-50.32	28.23	54	-25.77	-	-	5	200	V
1	1.42943	61.69	PK-U	28.5	-50.3	39.89	-	-	88.2	-48.31	5	199	H
	1.43068	50.08	ADR	28.5	-50.26	28.32	68.2	-39.88	-	-	5	199	H
2	2.71394	59.16	PK-U	32.4	-49.33	42.23	-	-	74	-31.77	5	101	H
	2.71515	47.68	ADR	32.4	-49.31	30.77	54	-23.23	-	-	5	101	H
4	2.71558	59.76	PK-U	32.4	-49.3	42.86	-	-	74	-31.14	5	101	V
	2.71821	47.77	ADR	32.4	-49.28	30.89	54	-23.11	-	-	5	101	V
6	11.0494	43.09	ADR	37.9	-43.62	37.37	54	-16.63	-	-	5	101	V
	11.0528	54.66	PK-U	37.9	-43.76	48.8	-	-	74	-25.2	5	101	V
5	11.0604	55.02	PK-U	37.9	-43.88	49.04	-	-	74	-24.96	5	200	H
	11.0621	43.21	ADR	37.9	-43.91	37.2	54	-16.8	-	-	5	200	H

PK-U - U-NII: Maximum Peak
ADR - U-NII AD primary method, RMS average

UL VERIFICATION SERVICES
47173 Benicia Street, Fremont, CA 94538; USA TEL:(510) 319-4000 FAX:(510) 661-0888
This report shall not be reproduced except in full, without the written approval of UL VERIFICATION SERVICES

MID CHANNEL

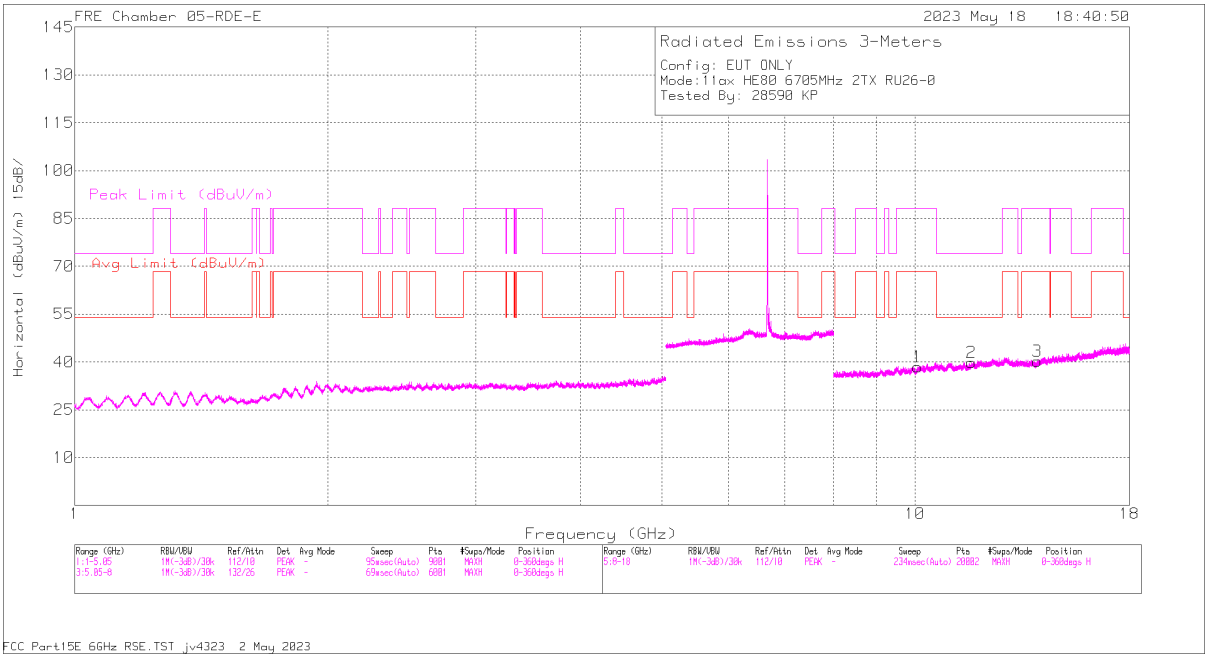

HORIZONTAL

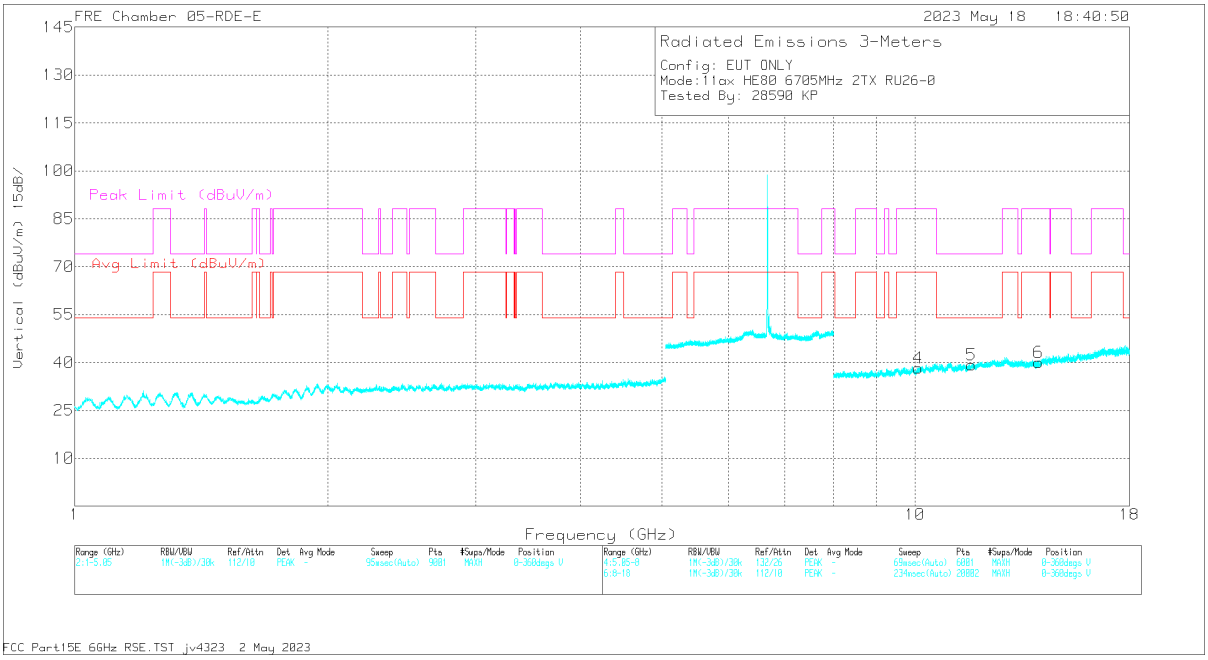

VERTICAL

UL VERIFICATION SERVICES
47173 Benicia Street, Fremont, CA 94538; USA TEL:(510) 319-4000 FAX:(510) 661-0888
This report shall not be reproduced except in full, without the written approval of UL VERIFICATION SERVICES

RADIATED EMISSIONS

Marker	Frequency (GHz)	Meter Reading (dBuV)	Det	226671 ACF (dB) 3mH	DCCF (dB)	Gain/Loss (dB)	Corrected Reading (dBuV/m)	Avg Limit (dBuV/m)	Margin (dB)	Peak Limit (dBuV/m)	PK Margin (dB)	Azimuth (Degs)	Height (cm)	Polarity
2	11.6759	54.82	PK-U	38.2	0	-43.36	49.66	-	-	74	-24.34	360	101	H
	11.6777	43.15	ADR	38.3	0	-43.35	38.1	54	-15.9	-	-	360	101	H
5	11.6786	54.89	PK-U	38.3	0	-43.36	49.83	-	-	74	-24.17	360	200	V
	11.6775	43.17	ADR	38.3	0	-43.36	38.11	54	-15.89	-	-	360	200	V
1	10.0768	57.71	PK-U	37.3	0	-47.16	47.85	-	-	88.2	-40.35	360	200	H
	10.0789	46.46	ADR	37.3	0	-47.17	36.59	68.2	-31.61	-	-	360	200	H
4	10.0797	46.47	ADR	37.3	0	-47.2	36.57	68.2	-31.63	-	-	360	200	V
	10.0798	58.98	PK-U	37.3	0	-47.2	49.08	-	-	88.2	-39.12	360	200	V
3	13.9852	44.22	ADR	38.7	0	-44.85	38.07	68.2	-30.13	-	-	360	101	H
	13.9855	55.64	PK-U	38.7	0	-44.84	49.5	-	-	88.2	-38.7	360	101	H
6	14.033	55.4	PK-U	38.8	0	-44.73	49.47	-	-	88.2	-38.73	360	101	V
	14.0335	44.04	ADR	38.8	0	-44.75	38.09	68.2	-30.11	-	-	360	101	V

PK-U - U-NII: Maximum Peak
ADR - U-NII AD primary method, RMS average

UL VERIFICATION SERVICES
47173 Benicia Street, Fremont, CA 94538; USA TEL:(510) 319-4000 FAX:(510) 661-0888
This report shall not be reproduced except in full, without the written approval of UL VERIFICATION SERVICES

HIGH CHANNEL

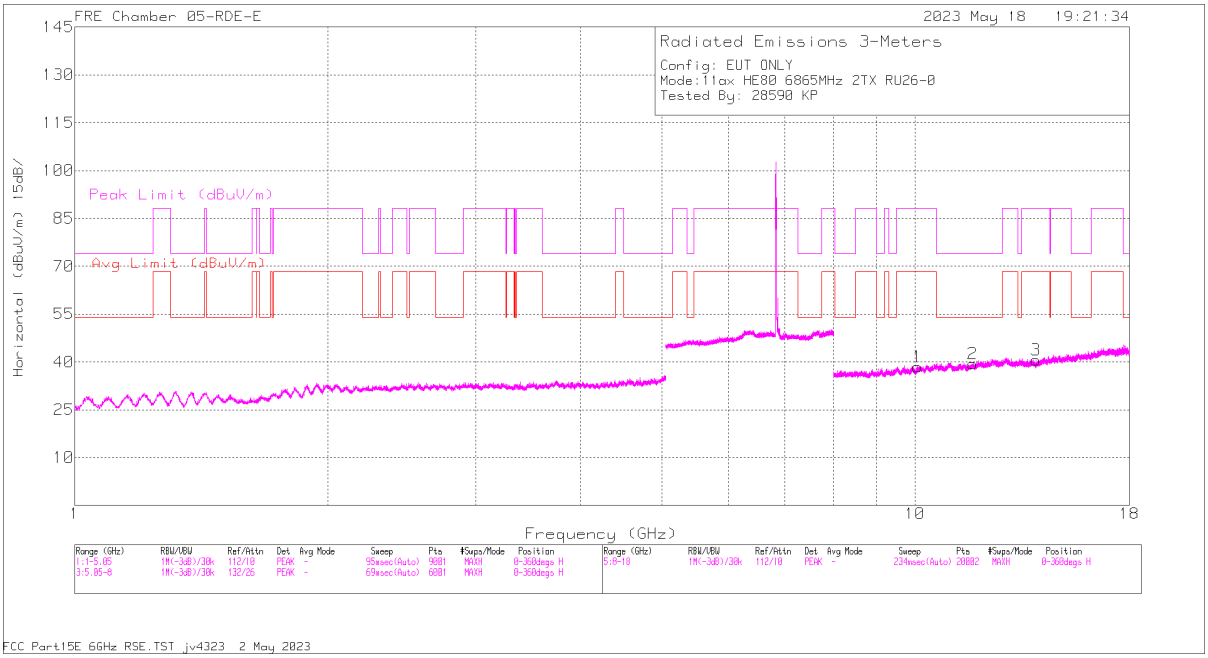

HORIZONTAL

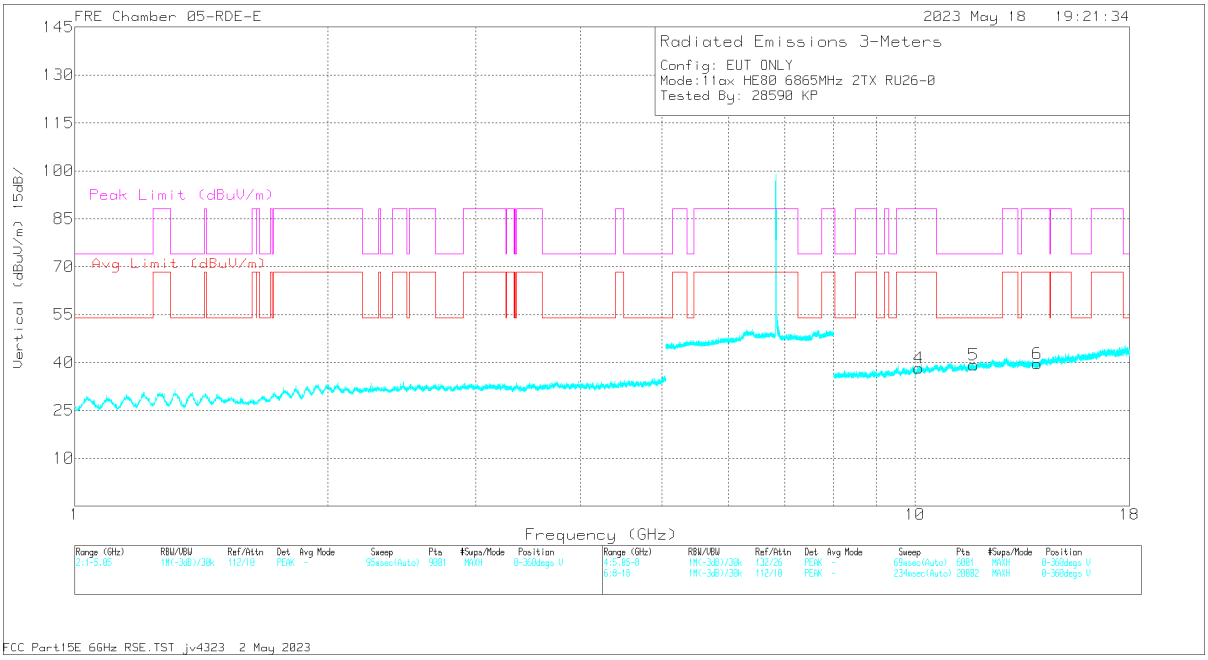

VERTICAL

UL VERIFICATION SERVICES
47173 Benicia Street, Fremont, CA 94538; USA TEL:(510) 319-4000 FAX:(510) 661-0888
This report shall not be reproduced except in full, without the written approval of UL VERIFICATION SERVICES

RADIATED EMISSIONS

Marker	Frequency (GHz)	Meter Reading (dBuV)	Det	226671 ACF (dB) 3mH	DCCF (dB)	Gain/Loss (dB)	Corrected Reading (dBuV/m)	Avg Limit (dBuV/m)	Margin (dB)	Peak Limit (dBuV/m)	PK Margin (dB)	Azimuth (Degs)	Height (cm)	Polarity
2	11.7123	54.76	PK-U	38.3	0	-43.59	49.47	-	-	74	-24.53	360	101	H
	11.7116	43.17	ADR	38.3	0	-43.57	37.9	54	-16.1	-	-	360	101	H
5	11.747	54.81	PK-U	38.4	0	-43.49	49.72	-	-	74	-24.28	360	200	V
	11.7458	43.31	ADR	38.4	0	-43.46	38.25	54	-15.75	-	-	360	200	V
1	10.0654	57.7	PK-U	37.3	0	-47.31	47.69	-	-	88.2	-40.51	360	199	H
	10.0675	46.31	ADR	37.3	0	-47.34	36.27	68.2	-31.93	-	-	360	199	H
4	10.0986	58.06	PK-U	37.3	0	-47.13	48.23	-	-	88.2	-39.97	360	101	V
	10.1012	46.3	ADR	37.3	0	-46.98	36.62	68.2	-31.58	-	-	360	101	V
3	13.9438	44.19	ADR	38.7	0	-44.82	38.07	68.2	-30.13	-	-	360	101	H
	13.9457	55.69	PK-U	38.7	0	-44.8	49.59	-	-	88.2	-38.61	360	101	H
6	13.9734	55.58	PK-U	38.7	0	-44.82	49.46	-	-	88.2	-38.74	360	200	V
	13.976	44.24	ADR	38.7	0	-44.86	38.08	68.2	-30.12	-	-	360	200	V

PK-U - U-NII: Maximum Peak
ADR - U-NII AD primary method, RMS average

UL VERIFICATION SERVICES
47173 Benicia Street, Fremont, CA 94538; USA TEL:(510) 319-4000 FAX:(510) 661-0888
This report shall not be reproduced except in full, without the written approval of UL VERIFICATION SERVICES

2TX Antenna 6 + Antenna 5 OFDMA MODE: SU Mode

HARMONICS AND SPURIOUS EMISSIONS

STRADDLE CHANNEL

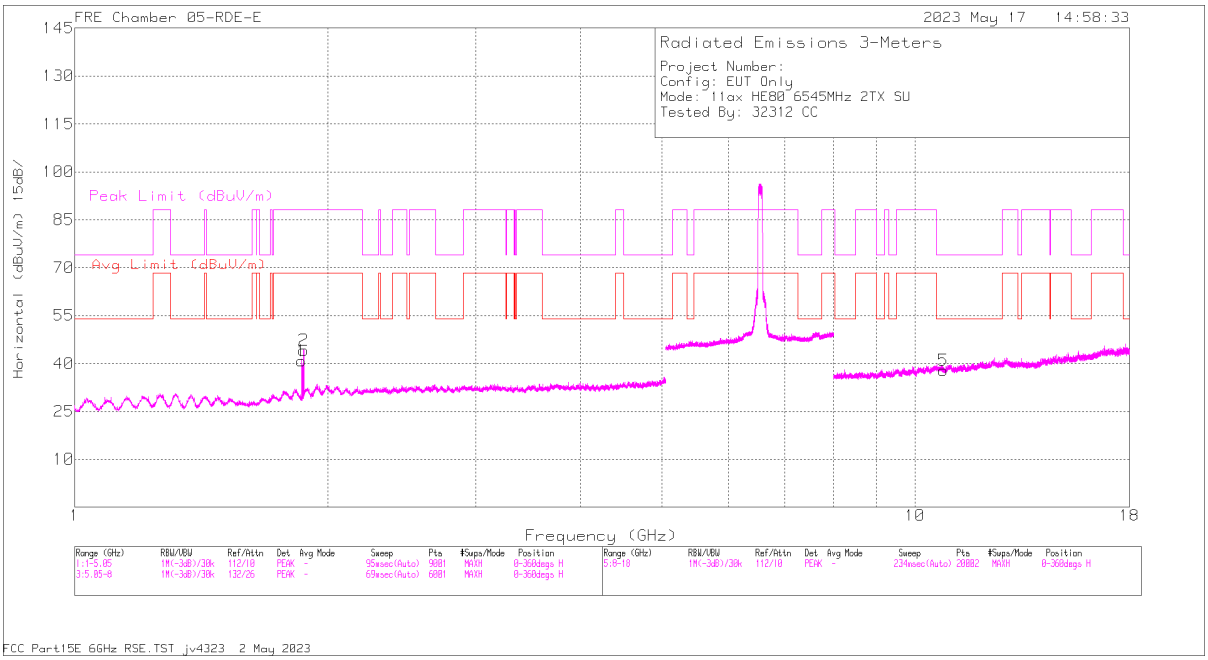

HORIZONTAL

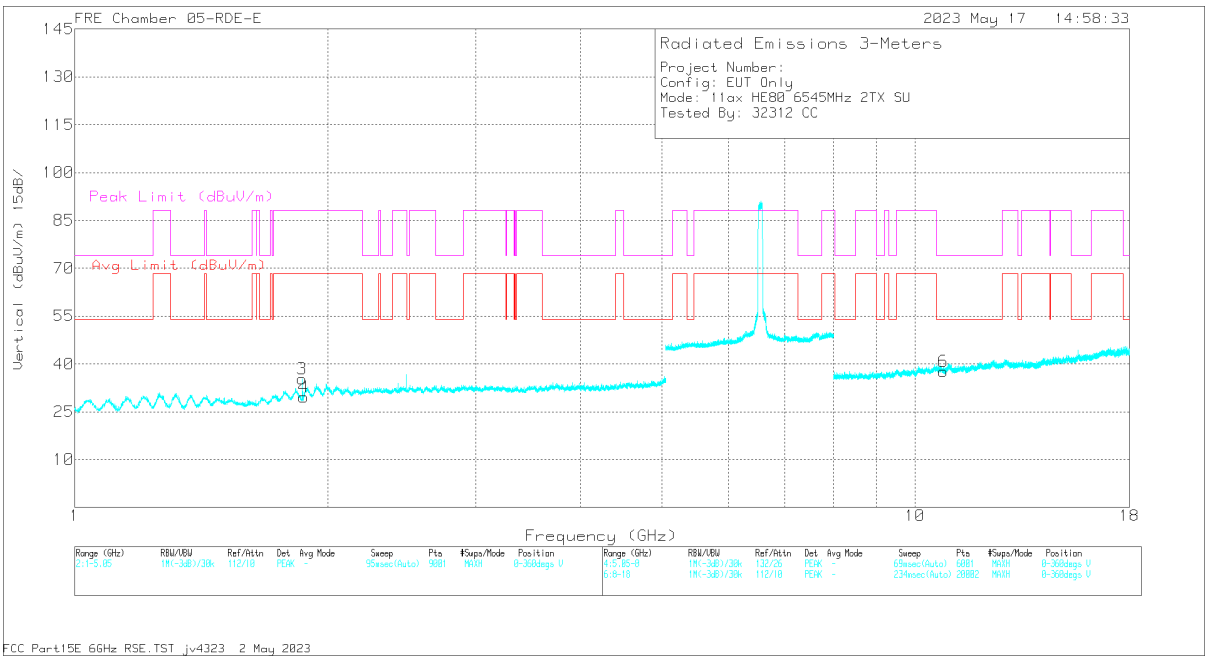

VERTICAL

UL VERIFICATION SERVICES
47173 Benicia Street, Fremont, CA 94538; USA TEL:(510) 319-4000 FAX:(510) 661-0888
This report shall not be reproduced except in full, without the written approval of UL VERIFICATION SERVICES

RADIATED EMISSIONS

Marker	Frequency (GHz)	Meter Reading (dBuV)	Det	226671 ACF (dB) 3mH	DCCF (dB)	Gain/Loss (dB)	Corrected Reading (dBuV/m)	Avg Limit (dBuV/m)	Margin (dB)	Peak Limit (dBuV/m)	PK Margin (dB)	Azimuth (Degs)	Height (cm)	Polarity
1	1.8611	47.71	ADR	31	0	-50.14	28.57	68.2	-39.63	-	-	0	200	H
	1.86196	69.86	PK-U	31	0	-50.13	50.73	-	-	88.2	-37.47	0	200	H
4	1.86646	47.19	ADR	31.1	0	-50.18	28.11	68.2	-40.09	-	-	0	101	V
	1.86685	74.44	PK-U	31.1	0	-50.2	55.34	-	-	88.2	-32.86	0	101	V
2	1.87387	48.33	ADR	31.1	0	-50.25	29.18	68.2	-39.02	-	-	0	200	H
	1.87421	72.76	PK-U	31.1	0	-50.25	53.61	-	-	88.2	-34.59	0	200	H
5	1.87465	66.37	PK-U	31.2	0	-50.26	47.31	-	-	88.2	-40.89	0	101	V
	1.87491	48.08	ADR	31.2	0	-50.27	29.01	68.2	-39.19	-	-	0	101	V
6	10.8019	43.93	ADR	37.8	0	-44.92	36.81	54	-17.19	-	-	0	101	V
	10.8045	55.78	PK-U	37.8	0	-44.84	48.74	-	-	74	-25.26	0	101	V
3	10.8065	55.87	PK-U	37.8	0	-44.81	48.86	-	-	74	-25.14	0	101	H
	10.8068	43.8	ADR	37.8	0	-44.82	36.78	54	-17.22	-	-	0	101	H

PK-U - U-NII: Maximum Peak
ADR - U-NII AD primary method, RMS average

UL VERIFICATION SERVICES
47173 Benicia Street, Fremont, CA 94538; USA TEL:(510) 319-4000 FAX:(510) 661-0888
This report shall not be reproduced except in full, without the written approval of UL VERIFICATION SERVICES

MID CHANNEL

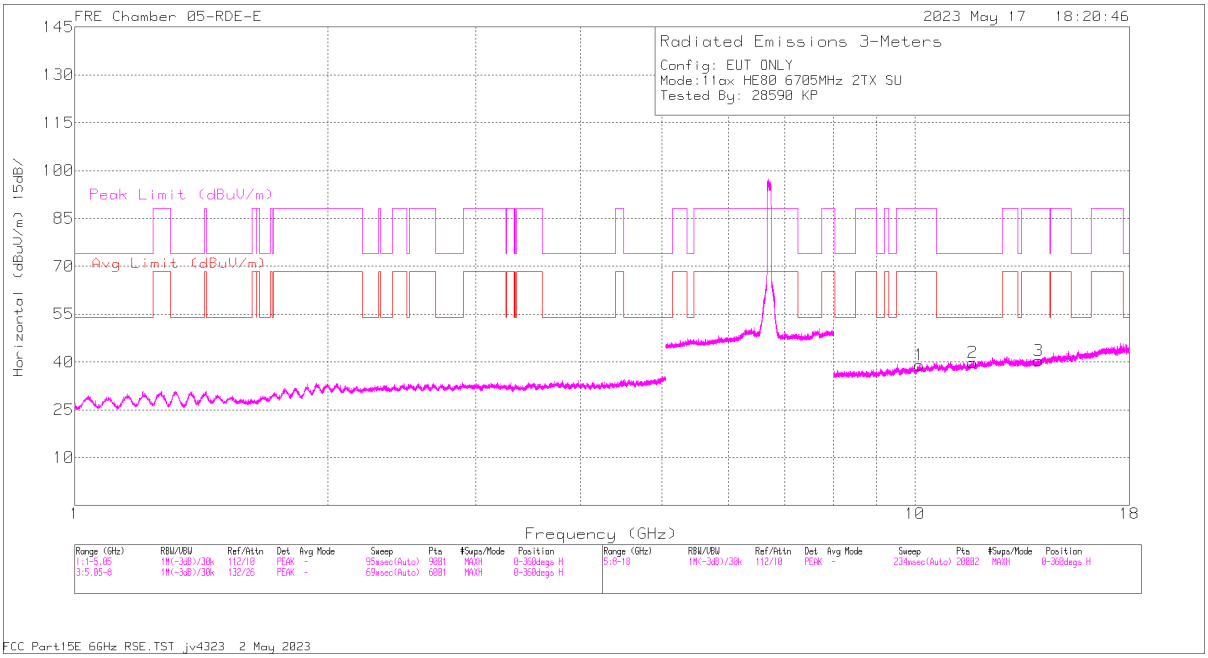

HORIZONTAL

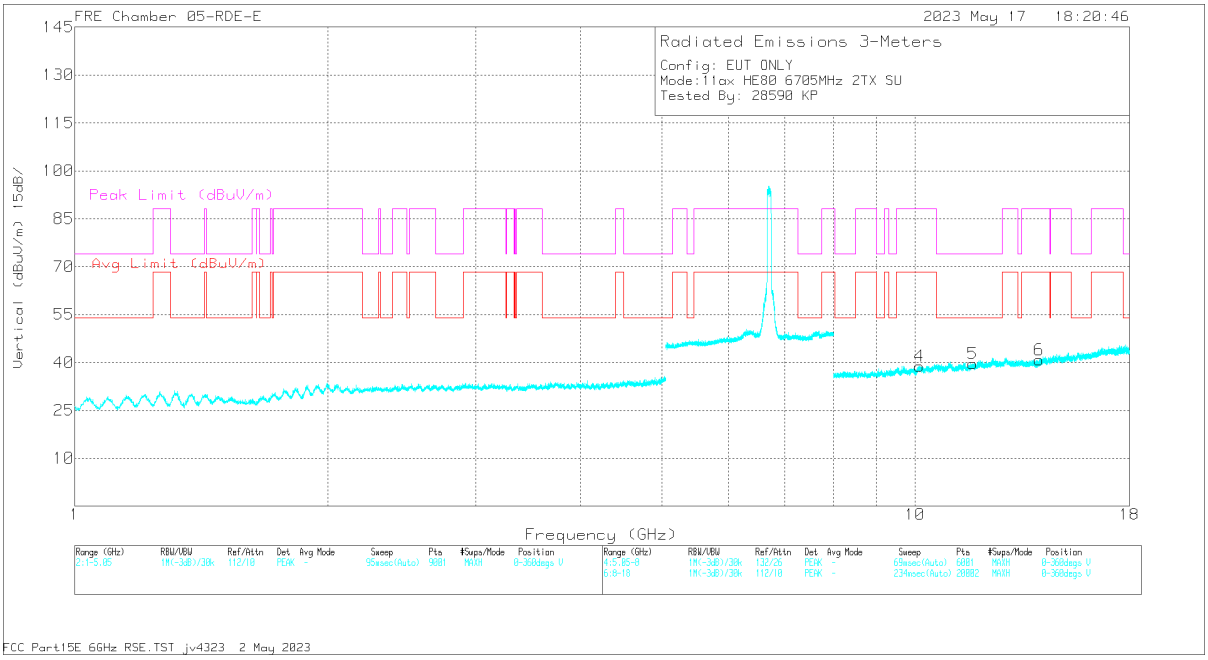

VERTICAL

UL VERIFICATION SERVICES
47173 Benicia Street, Fremont, CA 94538; USA TEL:(510) 319-4000 FAX:(510) 661-0888
This report shall not be reproduced except in full, without the written approval of UL VERIFICATION SERVICES

RADIATED EMISSIONS

Marker	Frequency (GHz)	Meter Reading (dBuV)	Det	226671 ACF (dB) 3mH	DCCF (dB)	Gain/Loss (dB)	Corrected Reading (dBuV/m)	Avg Limit (dBuV/m)	Margin (dB)	Peak Limit (dBuV/m)	PK Margin (dB)	Azimuth (Degs)	Height (cm)	Polarity
2	11.7135	54.68	PK-U	38.3	0	-43.59	49.39	-	-	74	-24.61	2	200	H
	11.7157	43.18	ADR	38.3	0	-43.55	37.93	54	-16.07	-	-	2	200	H
5	11.7215	54.75	PK-U	38.3	0	-43.55	49.5	-	-	74	-24.5	2	101	V
	11.7191	43.24	ADR	38.3	0	-43.55	37.99	54	-16.01	-	-	2	101	V
1	10.1184	57.63	PK-U	37.4	0	-46.94	48.09	-	-	88.2	-40.11	2	101	H
	10.1189	46.18	ADR	37.4	0	-46.95	36.63	68.2	-31.57	-	-	2	101	H
4	10.1226	46.27	ADR	37.4	0	-47.03	36.64	68.2	-31.56	-	-	2	200	V
	10.1229	57.91	PK-U	37.4	0	-47.03	48.28	-	-	88.2	-39.92	2	200	V
3	14.0378	44.2	ADR	38.8	0	-44.8	38.2	68.2	-30	-	-	2	101	H
	14.0399	55.71	PK-U	38.8	0	-44.82	49.69	-	-	88.2	-38.51	2	101	H
6	14.0631	55.73	PK-U	38.8	0	-44.49	50.04	-	-	88.2	-38.16	2	200	V
	14.0645	44.25	ADR	38.8	0	-44.49	38.56	68.2	-29.64	-	-	2	200	V

PK-U - U-NII: Maximum Peak
ADR - U-NII AD primary method, RMS average

UL VERIFICATION SERVICES
47173 Benicia Street, Fremont, CA 94538; USA TEL:(510) 319-4000 FAX:(510) 661-0888
This report shall not be reproduced except in full, without the written approval of UL VERIFICATION SERVICES

HIGH CHANNEL

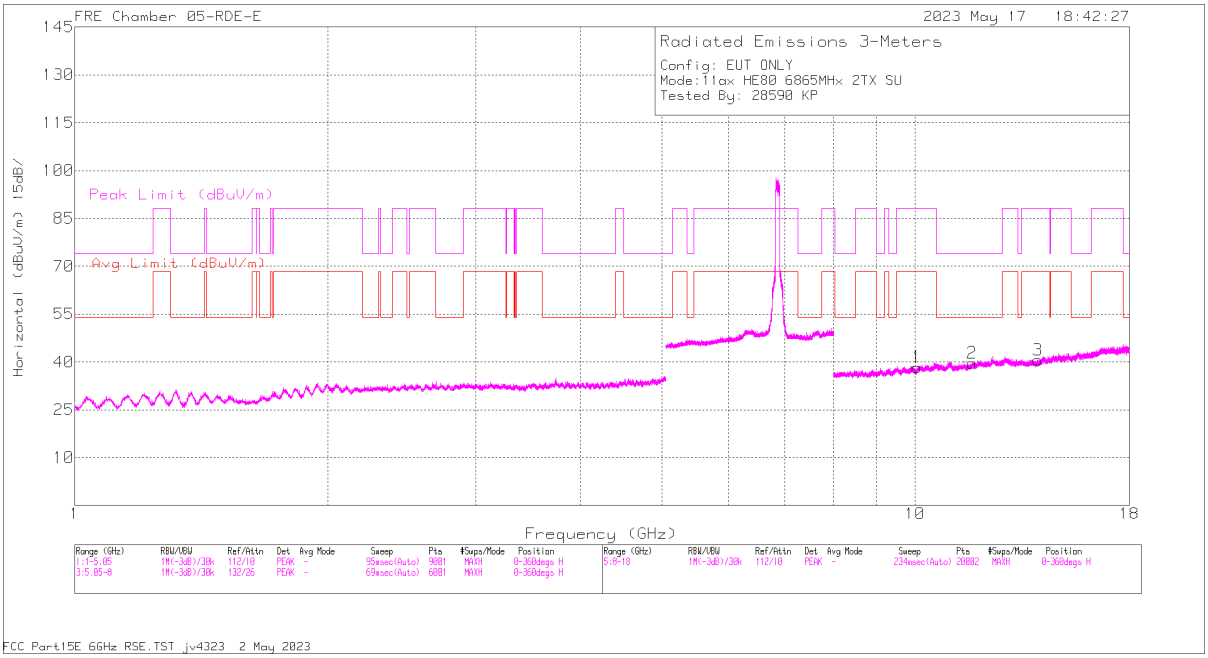

HORIZONTAL

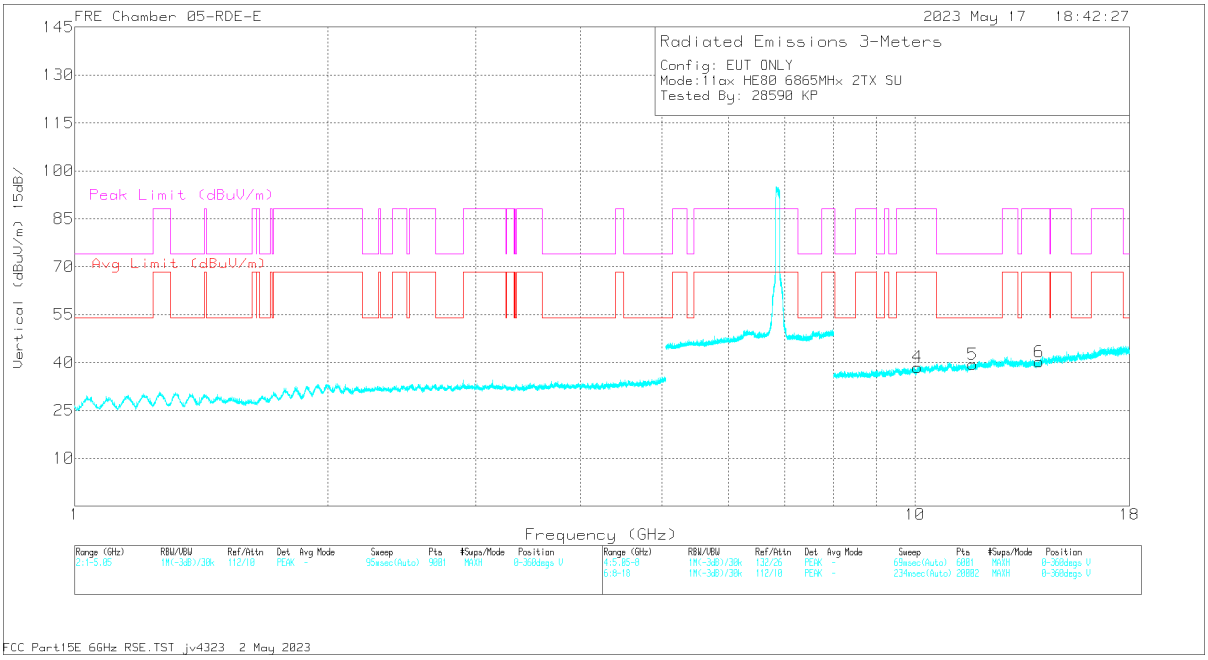

VERTICAL

UL VERIFICATION SERVICES
47173 Benicia Street, Fremont, CA 94538; USA TEL:(510) 319-4000 FAX:(510) 661-0888
This report shall not be reproduced except in full, without the written approval of UL VERIFICATION SERVICES

RADIATED EMISSIONS

Marker	Frequency (GHz)	Meter Reading (dBuV)	Det	226671 ACF (dB) 3mH	DCCF (dB)	Gain/Loss (dB)	Corrected Reading (dBuV/m)	Avg Limit (dBuV/m)	Margin (dB)	Peak Limit (dBuV/m)	PK Margin (dB)	Azimuth (Degs)	Height (cm)	Polarity
2	11.7035	55.29	PK-U	38.3	0	-43.58	50.01	-	-	74	-23.99	360	200	H
	11.7025	43.23	ADR	38.3	0	-43.55	37.98	54	-16.02	-	-	360	200	H
5	11.7248	54.71	PK-U	38.3	0	-43.49	49.52	-	-	74	-24.48	360	200	V
	11.7258	43.27	ADR	38.3	0	-43.48	38.09	54	-15.91	-	-	360	200	V
1	10.0561	46.25	ADR	37.3	0	-47.28	36.27	68.2	-31.93	-	-	360	101	H
	10.0583	58.71	PK-U	37.3	0	-47.16	48.85	-	-	88.2	-39.35	360	101	H
4	10.0648	58.02	PK-U	37.3	0	-47.29	48.03	-	-	88.2	-40.17	360	101	V
	10.0673	46.36	ADR	37.3	0	-47.35	36.31	68.2	-31.89	-	-	360	101	V
3	14.0116	56.48	PK-U	38.8	0	-44.62	50.66	-	-	88.2	-37.54	360	200	H
	14.0118	44.5	ADR	38.8	0	-44.61	38.69	68.2	-29.51	-	-	360	200	H
6	14.056	55.81	PK-U	38.8	0	-44.67	49.94	-	-	88.2	-38.26	360	101	V
	14.0565	44.44	ADR	38.8	0	-44.64	38.6	68.2	-29.6	-	-	360	101	V

PK-U - U-NII: Maximum Peak
ADR - U-NII AD primary method, RMS average

UL VERIFICATION SERVICES
47173 Benicia Street, Fremont, CA 94538; USA TEL:(510) 319-4000 FAX:(510) 661-0888
This report shall not be reproduced except in full, without the written approval of UL VERIFICATION SERVICES

1.1.12. TX ABOVE 1 GHz 802.11ax HE160 MODE IN THE UNII-7 BAND

2TX Antenna 6 + Antenna 5 OFDMA MODE: 26-Tones, RU Index 0

HARMONIC AND SPURIOUS EMISSIONS

MID CHANNEL

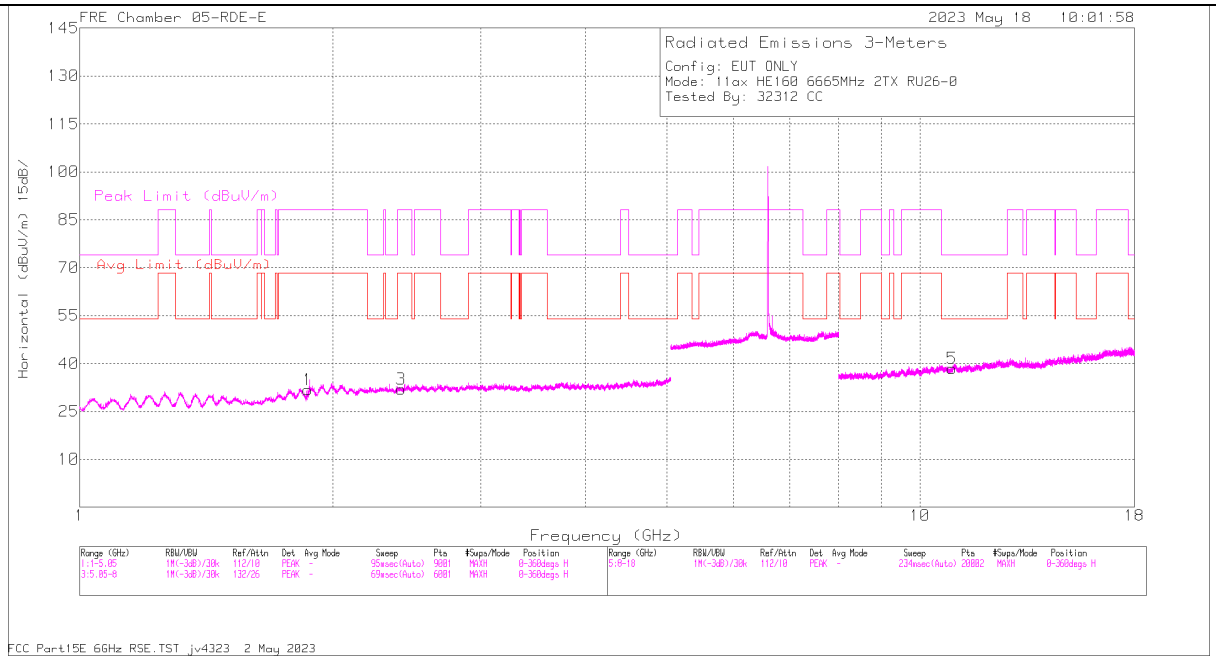

HORIZONTAL

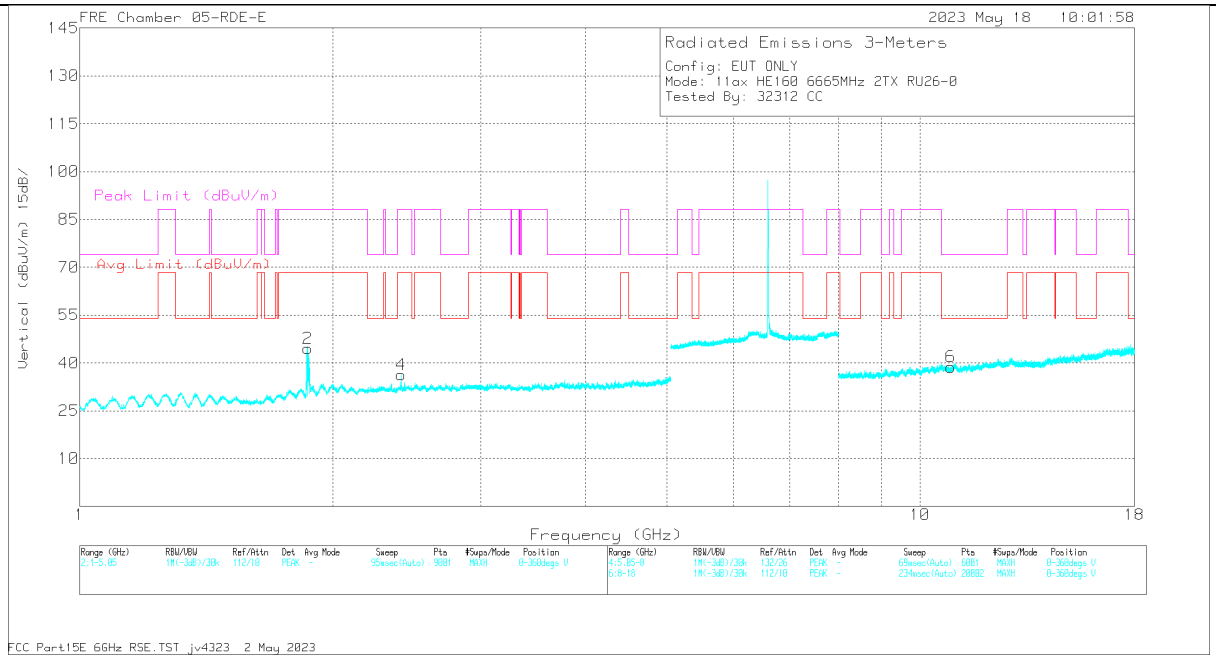

VERTICAL

UL VERIFICATION SERVICES
47173 Benicia Street, Fremont, CA 94538; USA TEL:(510) 319-4000 FAX:(510) 661-0888
This report shall not be reproduced except in full, without the written approval of UL VERIFICATION SERVICES

RADIATED EMISSIONS

Marker	Frequency (GHz)	Meter Reading (dBuV)	Det	226671 ACF (dB) 3mH	DCCF (dB)	Gain/Loss (dB)	Corrected Reading (dBuV/m)	Avg Limit (dBuV/m)	Margin (dB)	Peak Limit (dBuV/m)	PK Margin (dB)	Azimuth (Degs)	Height (cm)	Polarity
1	1.86877	59.32	PK-U	31.1	0	-50.23	40.19	-	-	88.2	-48.01	1	101	H
	1.86661	47.87	ADR	31.1	0	-50.19	28.78	68.2	-39.42	-	-	1	101	H
2	1.86688	47.49	ADR	31.1	0	-50.2	28.39	68.2	-39.81	-	-	1	200	V
	1.86824	59.1	PK-U	31.1	0	-50.23	39.97	-	-	88.2	-48.23	1	200	V
3	2.41232	61.4	PK-U	32	0	-50.25	43.15	-	-	88.2	-45.05	1	101	H
	2.41274	49.14	ADR	32	0	-50.24	30.9	68.2	-37.3	-	-	1	101	H
4	2.41323	49.01	ADR	32	0	-50.23	30.78	68.2	-37.42	-	-	1	101	V
	2.41331	61.23	PK-U	32	0	-50.23	43	-	-	88.2	-45.2	1	101	V
6	10.8866	44.34	ADR	37.9	0	-44.99	37.25	54	-16.75	-	-	1	101	V
	10.8879	56.41	PK-U	37.9	0	-44.99	49.32	-	-	74	-24.68	1	101	V
5	10.9084	43.88	ADR	37.9	0	-44.94	36.84	54	-17.16	-	-	1	101	H
	10.9084	55.87	PK-U	37.9	0	-44.94	48.83	-	-	74	-25.17	1	101	H

PK-U - U-NII: Maximum Peak
ADR - U-NII AD primary method, RMS average

UL VERIFICATION SERVICES
47173 Benicia Street, Fremont, CA 94538; USA TEL:(510) 319-4000 FAX:(510) 661-0888
This report shall not be reproduced except in full, without the written approval of UL VERIFICATION SERVICES

STRADDLE CHANNEL

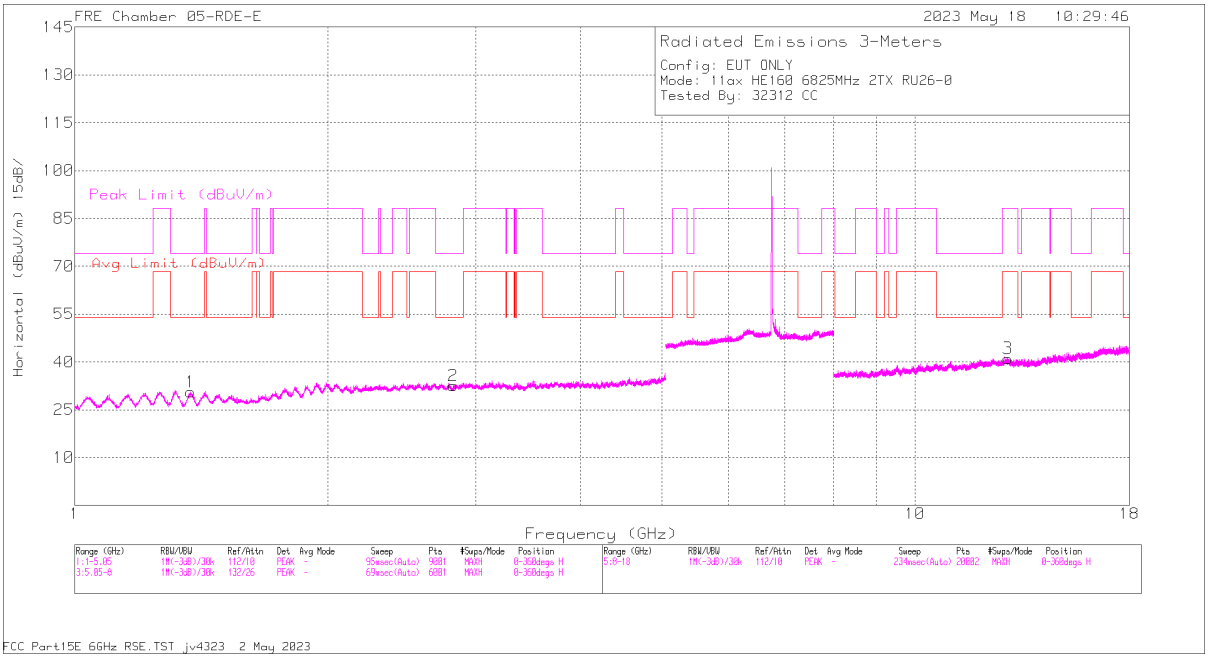

HORIZONTAL

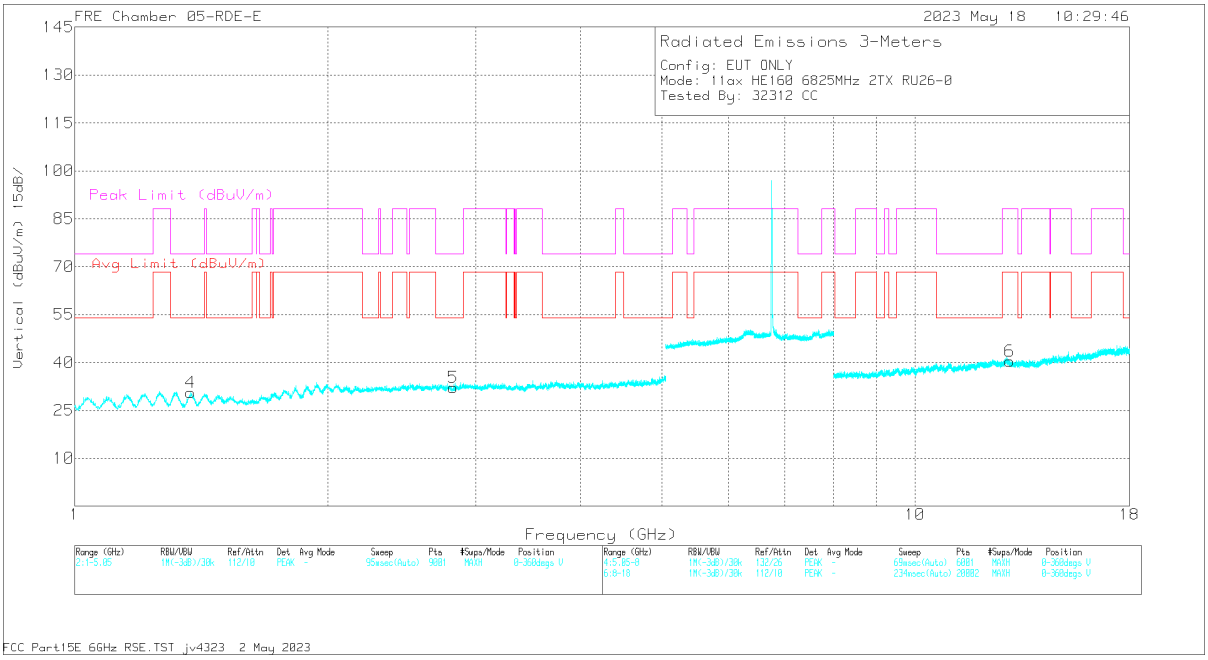

VERTICAL

UL VERIFICATION SERVICES
47173 Benicia Street, Fremont, CA 94538; USA TEL:(510) 319-4000 FAX:(510) 661-0888
This report shall not be reproduced except in full, without the written approval of UL VERIFICATION SERVICES

RADIATED EMISSIONS

Marker	Frequency (GHz)	Meter Reading (dBuV)	Det	226671 ACF (dB) 3mH	DCCF (dB)	Gain/Loss (dB)	Corrected Reading (dBuV/m)	Avg Limit (dBuV/m)	Margin (dB)	Peak Limit (dBuV/m)	PK Margin (dB)	Azimuth (Degs)	Height (cm)	Polarity
4	1.3738	62.13	PK-U	28.7	0	-50.07	40.76	-	-	74	-33.24	1	200	V
	1.37468	50.1	ADR	28.7	0	-50.03	28.77	54	-25.23	-	-	1	200	V
1	1.37571	50.56	ADR	28.7	0	-50.01	29.25	54	-24.75	74	-44.75	1	101	H
	1.37594	62.3	PK-U	28.7	0	-50	41	-	-	-	-	1	101	H
5	2.82086	47.32	ADR	32.4	0	-49.19	30.53	54	-23.47	-	-	1	101	V
	2.82265	58.86	PK-U	32.4	0	-49.22	42.04	-	-	74	-31.96	1	101	V
2	2.82314	58.92	PK-U	32.4	0	-49.23	42.09	-	-	74	-31.91	1	200	H
	2.8236	47.33	ADR	32.4	0	-49.21	30.52	54	-23.48	-	-	1	200	H
3	12.8896	42.84	ADR	39.2	0	-44.3	37.74	68.2	-30.46	-	-	1	101	H
	12.89	54.56	PK-U	39.2	0	-44.3	49.46	-	-	88.2	-38.74	1	101	H
6	12.9591	55.5	PK-U	39.1	0	-44.49	50.11	-	-	88.2	-38.09	1	200	V
	12.9602	43.59	ADR	39.1	0	-44.51	38.18	68.2	-30.02	-	-	1	200	V

PK-U - U-NII: Maximum Peak
ADR - U-NII AD primary method, RMS average

UL VERIFICATION SERVICES
47173 Benicia Street, Fremont, CA 94538; USA TEL:(510) 319-4000 FAX:(510) 661-0888
This report shall not be reproduced except in full, without the written approval of UL VERIFICATION SERVICES

2TX Antenna 6 + Antenna 5 OFDMA MODE: SU Mode

HARMONICS AND SPURIOUS EMISSIONS

MID CHANNEL

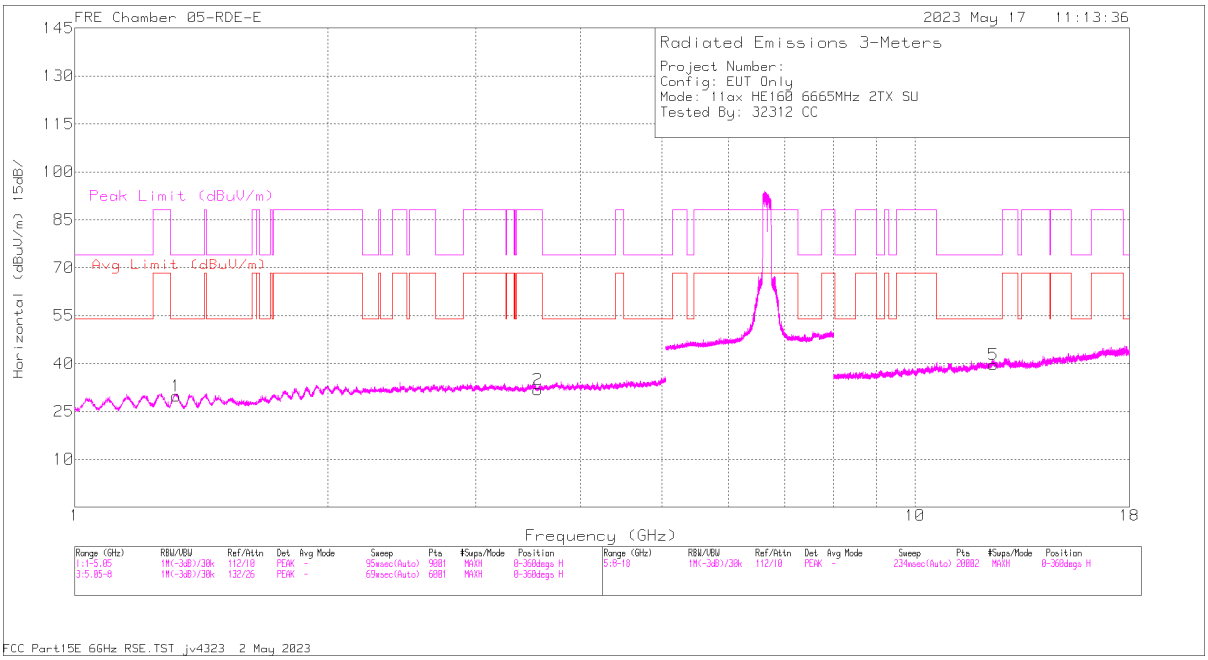

HORIZONTAL

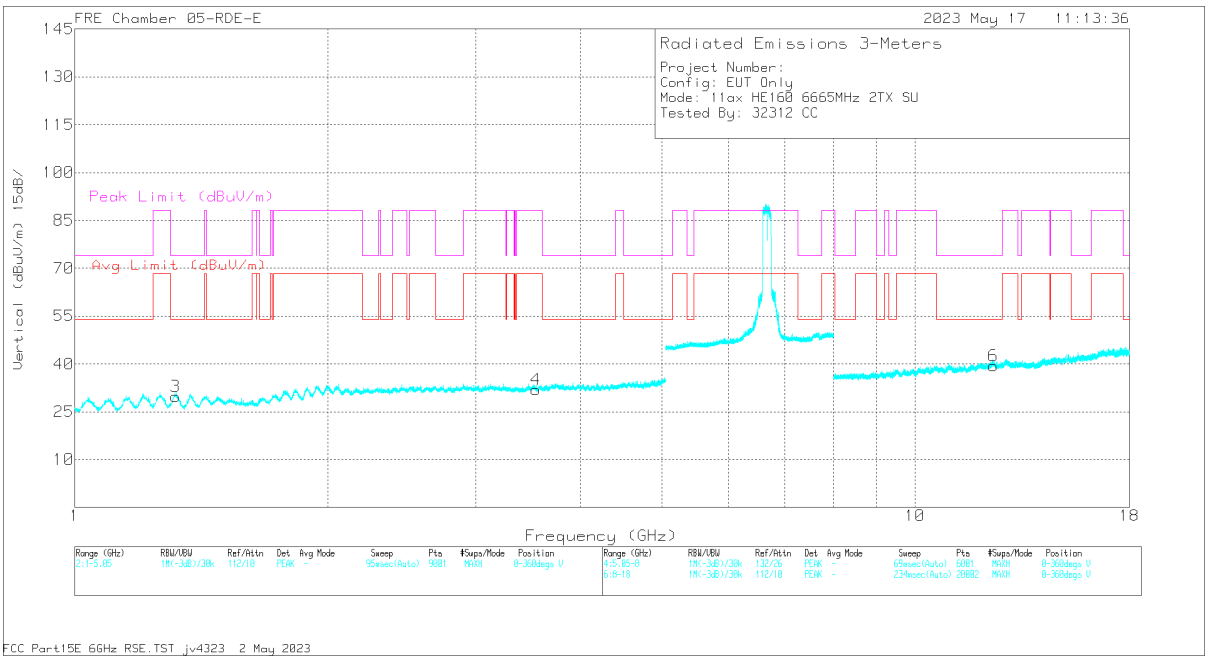

VERTICAL

UL VERIFICATION SERVICES
47173 Benicia Street, Fremont, CA 94538; USA TEL:(510) 319-4000 FAX:(510) 661-0888
This report shall not be reproduced except in full, without the written approval of UL VERIFICATION SERVICES

RADIATED EMISSIONS

Marker	Frequency (GHz)	Meter Reading (dBuV)	Det	226671 ACF (dB) 3mH	DCCF (dB)	Gain/Loss (dB)	Corrected Reading (dBuV/m)	Avg Limit (dBuV/m)	Margin (dB)	Peak Limit (dBuV/m)	PK Margin (dB)	Azimuth (Degs)	Height (cm)	Polarity
1	1.31741	62.11	PK-U	28.8	0	-50.07	40.84	-	-	74	-33.16	3	200	V
	1.31934	50.5	ADR	28.8	0.1	-50.07	29.33	54	-24.67	-	-	3	200	V
3	1.31893	50.53	ADR	28.8	0.1	-50.07	29.36	-	-	74	-44.64	3	101	H
	1.32207	62.06	PK-U	28.8	0	-50.14	40.72	54	-13.28	-	-	3	101	H
4	3.53781	45.23	ADR	32.9	0.1	-47.04	31.19	68.2	-37.01	-	-	3	200	V
	3.53996	56.92	PK-U	32.9	0	-47.04	42.78	-	-	88.2	-45.42	3	200	V
2	3.55644	56.67	PK-U	32.9	0	-47.1	42.47	-	-	88.2	-45.73	3	101	H
	3.5572	44.98	ADR	33	0.1	-47.09	30.99	68.2	-37.21	-	-	3	101	H
6	12.3971	42.52	ADR	38.9	0.1	-43.56	37.96	54	-16.04	-	-	3	200	V
	12.3979	54.16	PK-U	38.9	0	-43.54	49.52	-	-	74	-24.48	3	200	V
5	12.3985	54.14	PK-U	38.9	0	-43.56	49.48	-	-	74	-24.52	3	101	H
	12.3986	42.39	ADR	38.9	0.1	-43.57	37.82	54	-16.18	-	-	3	101	H

PK-U - U-NII: Maximum Peak
ADR - U-NII AD primary method, RMS average

UL VERIFICATION SERVICES
47173 Benicia Street, Fremont, CA 94538; USA TEL:(510) 319-4000 FAX:(510) 661-0888
This report shall not be reproduced except in full, without the written approval of UL VERIFICATION SERVICES

STRADDLE CHANNEL

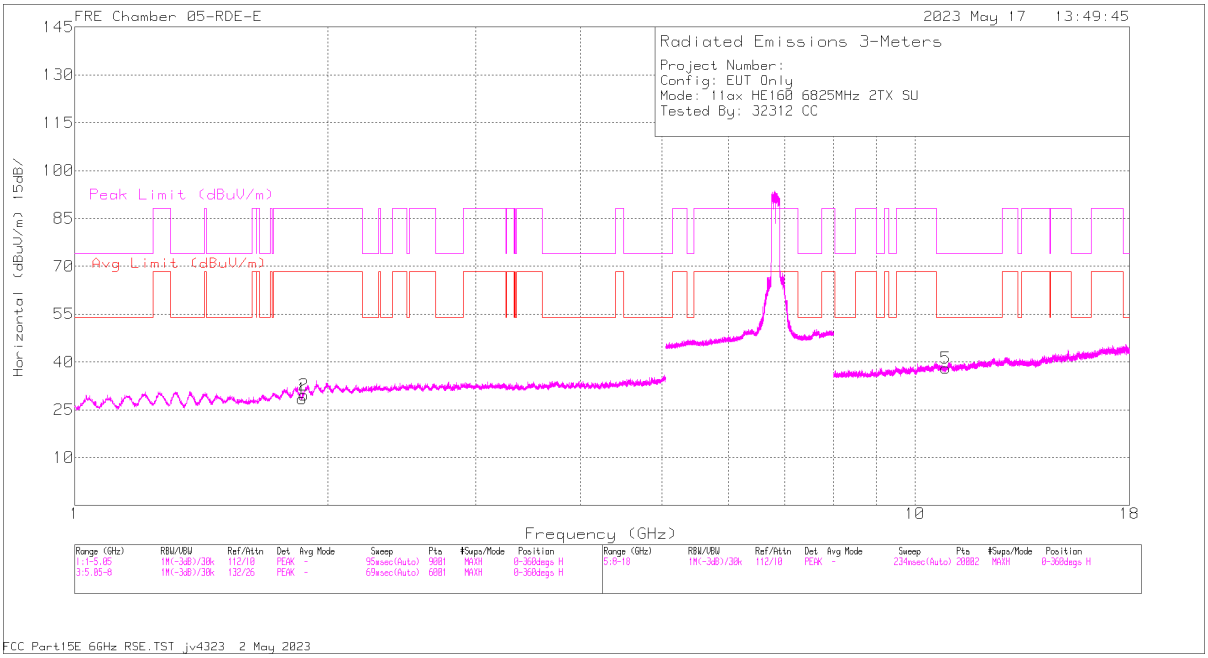

HORIZONTAL

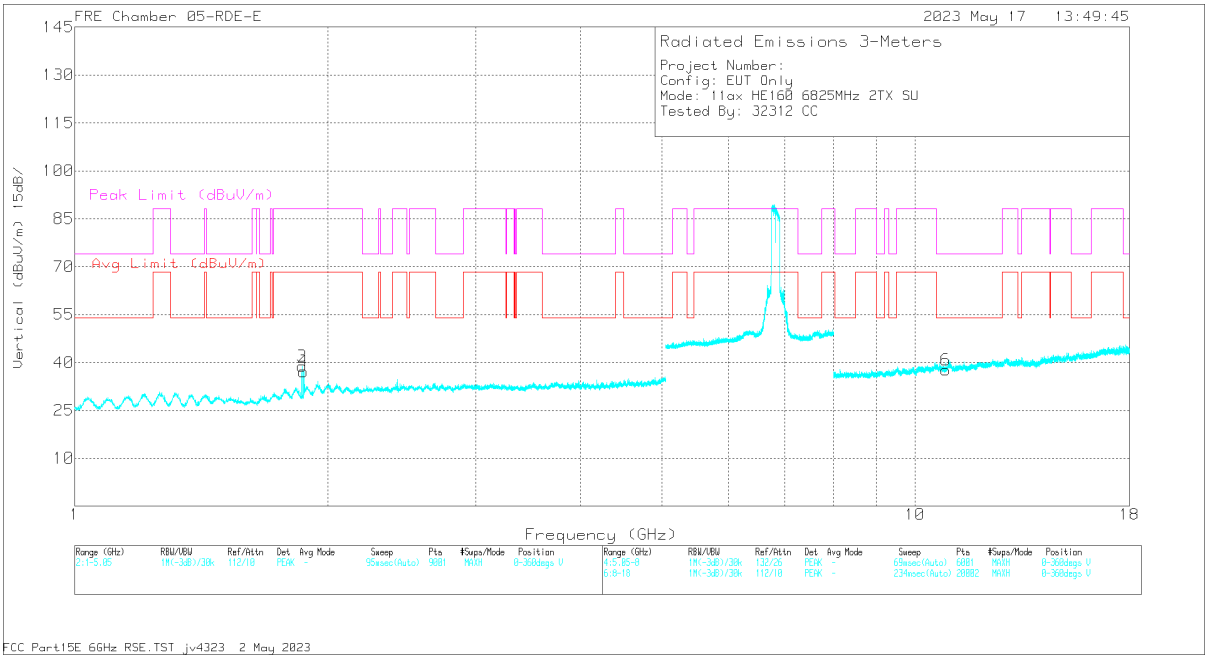

VERTICAL

UL VERIFICATION SERVICES
47173 Benicia Street, Fremont, CA 94538; USA TEL:(510) 319-4000 FAX:(510) 661-0888
This report shall not be reproduced except in full, without the written approval of UL VERIFICATION SERVICES

RADIATED EMISSIONS

Marker	Frequency (GHz)	Meter Reading (dBuV)	Det	226671 ACF (dB) 3mH	DCCF (dB)	Gain/Loss (dB)	Corrected Reading (dBuV/m)	Avg Limit (dBuV/m)	Margin (dB)	Peak Limit (dBuV/m)	PK Margin (dB)	Azimuth (Degs)	Height (cm)	Polarity
1	1.86528	58.66	PK-U	31.1	0	-50.13	39.63	-	-	88.2	-48.57	3	101	H
	1.86364	47.06	ADR	31.1	0.1	-50.12	28.14	68.2	-40.06	-	-	3	101	H
3	1.86369	47.24	ADR	31.1	0.1	-50.12	28.32	68.2	-39.88	-	-	3	101	V
	1.86574	58.88	PK-U	31.1	0	-50.14	39.84	-	-	88.2	-48.36	3	101	V
4	1.87274	59.86	PK-U	31.1	0	-50.22	40.74	-	-	88.2	-47.46	3	101	V
	1.87318	47.85	ADR	31.1	0.1	-50.23	28.82	68.2	-39.38	-	-	3	101	V
2	1.87616	48.72	ADR	31.2	0.1	-50.26	29.76	68.2	-38.44	-	-	3	101	H
	1.87619	60.72	PK-U	31.2	0	-50.26	41.66	-	-	88.2	-46.54	3	101	H
6	10.8809	44.42	ADR	37.9	0.1	-45.02	37.4	54	-16.6	-	-	3	200	V
	10.881	56.22	PK-U	37.9	0	-45.02	49.1	-	-	74	-24.9	3	200	V
5	10.8816	55.86	PK-U	37.9	0	-45.03	48.73	-	-	74	-25.27	3	200	H
	10.8803	44.47	ADR	37.9	0.1	-45.01	37.46	54	-16.54	-	-	3	200	H

PK-U - U-NII: Maximum Peak
ADR - U-NII AD primary method, RMS average

UL VERIFICATION SERVICES
47173 Benicia Street, Fremont, CA 94538; USA TEL:(510) 319-4000 FAX:(510) 661-0888
This report shall not be reproduced except in full, without the written approval of UL VERIFICATION SERVICES

1.1.13. TX ABOVE 1 GHz 802.11ax HE20 MODE IN THE UNII-8 BAND

1TX Antenna 6 MODE: 26-Tones, RU Index 8

BANDEDGE (HIGH CHANNEL)

HORIZONTAL RESULT

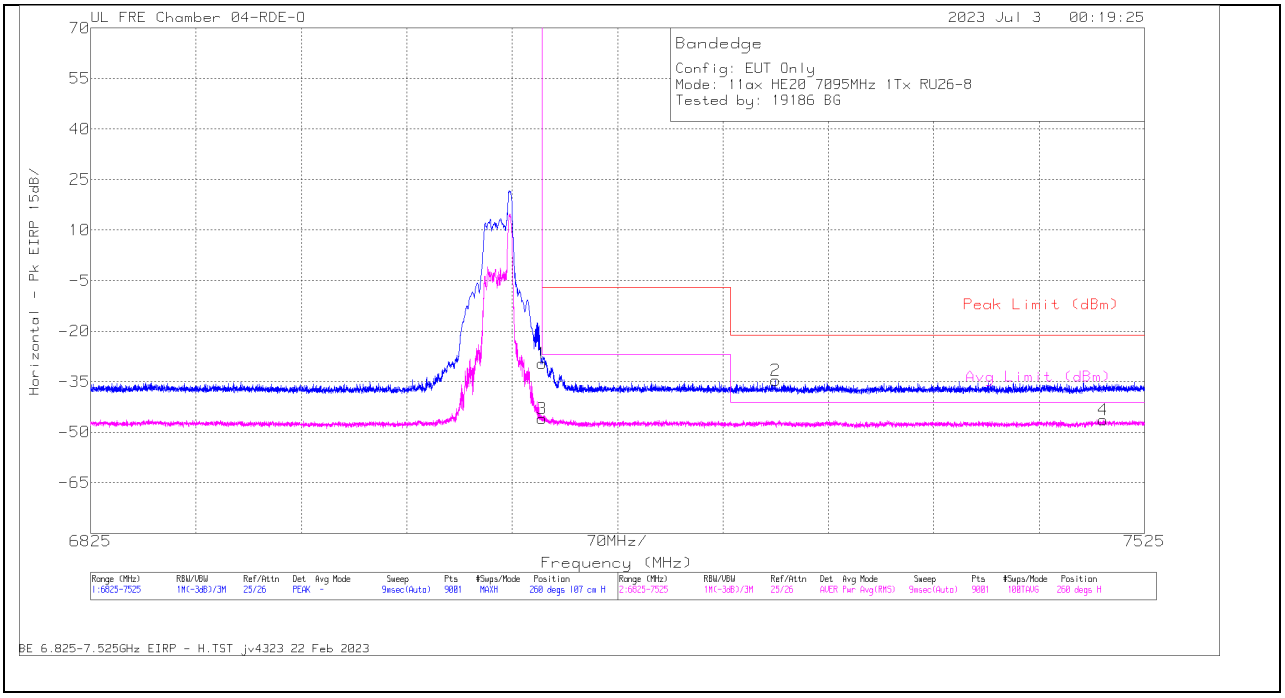

Marker	Frequency (MHz)	Meter Reading (dBm)	Det	80404_ACF(dB) - 3mH	Conversion Factor (dB)	DCCF (dB)	Gain/Loss (dB)	Corrected Reading EIRP	Peak Limit (dBm)	PK Margin (dB)	Avg Limit (dBm)	RMS Margin (dB)	Azimuth (Degs)	Height (cm)	Polarity
1	7125	-43.75	Pk	35.9	11.8	0	-33.45	-29.5	-7	-22.5	-	-	260	107	H
3	7125	-60.77	RMS	35.9	11.8	.49	-33.45	-46.03	-	-	-27	-19.03	260	107	H
2	7280.079	-49.25	Pk	35.9	11.8	0	-33.14	-34.69	-21.2	-13.49	-	-	260	107	H
4	7497.624	-61.75	RMS	36.1	11.8	.49	-32.92	-46.28	-	-	-41.2	-5.08	260	107	H

Pk - Peak detector
RMS - RMS detection

UL VERIFICATION SERVICES
47173 Benicia Street, Fremont, CA 94538; USA TEL:(510) 319-4000 FAX:(510) 661-0888
This report shall not be reproduced except in full, without the written approval of UL VERIFICATION SERVICES

VERTICAL RESULT

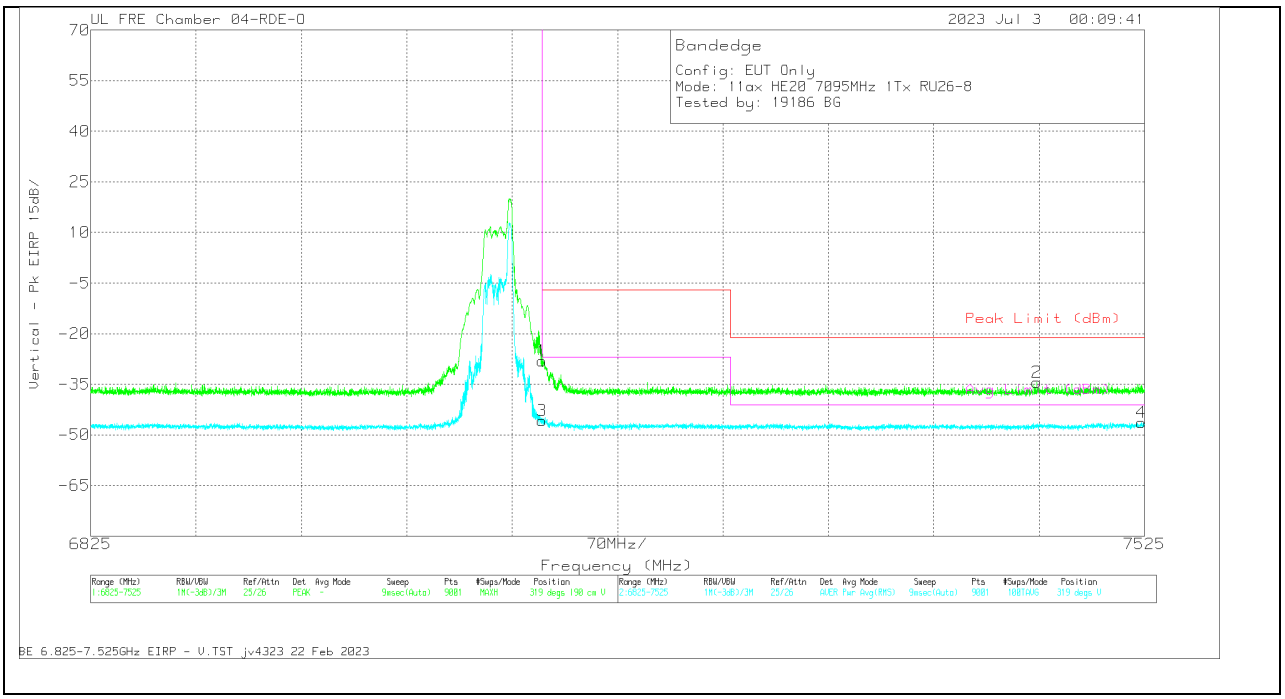

Marker	Frequency (MHz)	Meter Reading (dBm)	Det	80404_ACF(dB) - 3mH	Conversion Factor (dB)	DCCF (dB)	Gain/Loss (dB)	Corrected Reading EIRP	Peak Limit (dBm)	PK Margin (dB)	Avg Limit (dBm)	RMS Margin (dB)	Azimuth (Degs)	Height (cm)	Polarity
1	7125	-42.42	Pk	35.9	11.8	0	-33.45	-28.17	-7	-21.17	-	-	319	190	V
3	7125	-60.47	RMS	35.9	11.8	.49	-33.45	-45.73	-	-	-27	-18.73	319	190	V
2	7453.524	-49.36	Pk	36.1	11.8	0	-32.98	-34.44	-21.2	-13.24	-	-	319	190	V
4	7522.746	-61.79	RMS	36	11.8	.49	-32.87	-46.37	-	-	-41.2	-5.17	319	190	V

Pk - Peak detector
RMS - RMS detection

UL VERIFICATION SERVICES
47173 Benicia Street, Fremont, CA 94538; USA TEL:(510) 319-4000 FAX:(510) 661-0888
This report shall not be reproduced except in full, without the written approval of UL VERIFICATION SERVICES

1TX Antenna 5 MODE: 26-Tones, RU Index 8

BANDEDGE (HIGH CHANNEL)

HORIZONTAL RESULT

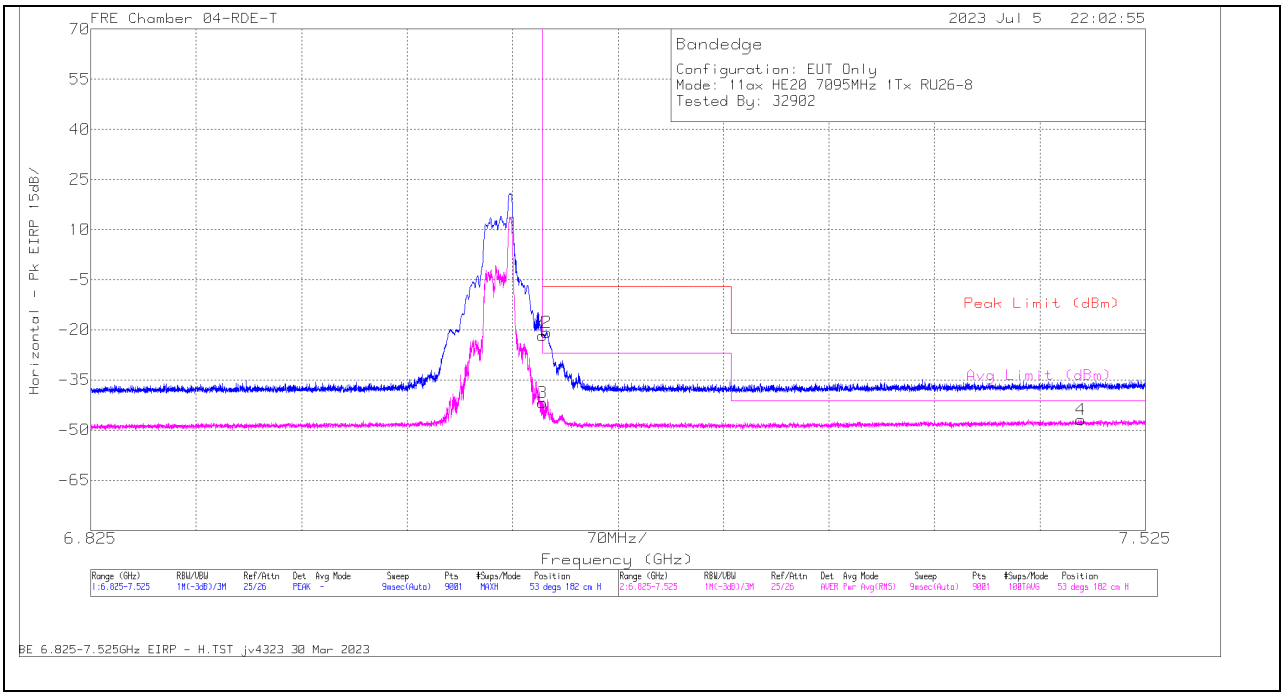

Marker	Frequency (GHz)	Meter Reading (dBm)	Det	226673 ACF (dB) 3mH	Conversion Factor (dB)	DCCF (dB)	Gain/Loss (dB)	Corrected Reading EIRP	Peak Limit (dBm)	PK Margin (dB)	Avg Limit (dBm)	RMS Margin (dB)	Azimuth (Degs)	Height (cm)	Polarity
4	* 7.482302	-60.93	RMS	35.7	11.8	0.49	-33.38	-46.32	-	-	-41.2	-5.12	53	182	H
1	7.125	-34.91	Pk	35.6	11.8	0	-34.14	-21.65	-7	-14.65	-	-	53	182	H
3	7.125	-55.09	RMS	35.6	11.8	0.49	-34.14	-41.34	-	-	-27	-14.34	53	182	H
2	7.12756	-34.06	Pk	35.6	11.8	0	-34.08	-20.74	-7	-13.74	-	-	53	182	H

Pk - Peak detector
RMS - RMS detection

UL VERIFICATION SERVICES
47173 Benicia Street, Fremont, CA 94538; USA TEL:(510) 319-4000 FAX:(510) 661-0888
This report shall not be reproduced except in full, without the written approval of UL VERIFICATION SERVICES

VERTICAL RESULT

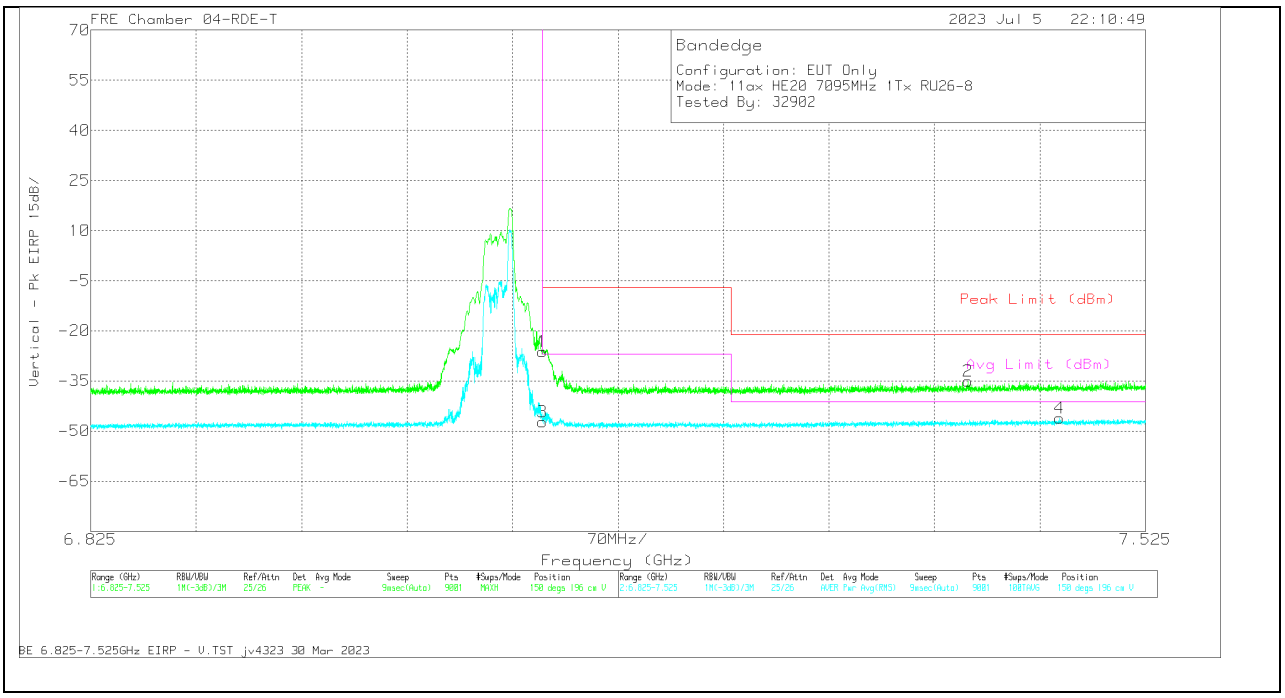

Marker	Frequency (GHz)	Meter Reading (dBm)	Det	226673 ACF (dB) 3mH	Conversion Factor (dB)	DCCF (dB)	Gain/Loss (dB)	Corrected Reading EIRP	Peak Limit (dBm)	PK Margin (dB)	Avg Limit (dBm)	RMS Margin (dB)	Azimuth (Degs)	Height (cm)	Polarity
2	* 7.407091	-49.02	Pk	35.7	11.8	0	-33.6	-35.12	-21.2	-13.92	-	-	150	196	V
4	* 7.467913	-60.8	RMS	35.7	11.8	0.49	-33.42	-46.23	-	-	-41.2	-5.03	150	196	V
1	7.125	-39.5	Pk	35.6	11.8	0	-34.14	-26.24	-7	-19.24	-	-	150	196	V
3	7.125	-60.99	RMS	35.6	11.8	0.49	-34.14	-47.24	-	-	-27	-20.24	150	196	V

Pk - Peak detector
RMS - RMS detection

UL VERIFICATION SERVICES
47173 Benicia Street, Fremont, CA 94538; USA TEL:(510) 319-4000 FAX:(510) 661-0888
This report shall not be reproduced except in full, without the written approval of UL VERIFICATION SERVICES

2TX Antenna 6 + Antenna 5 MODE: 26-Tones, RU Index 8

BANDEDGE (HIGH CHANNEL)

HORIZONTAL RESULT

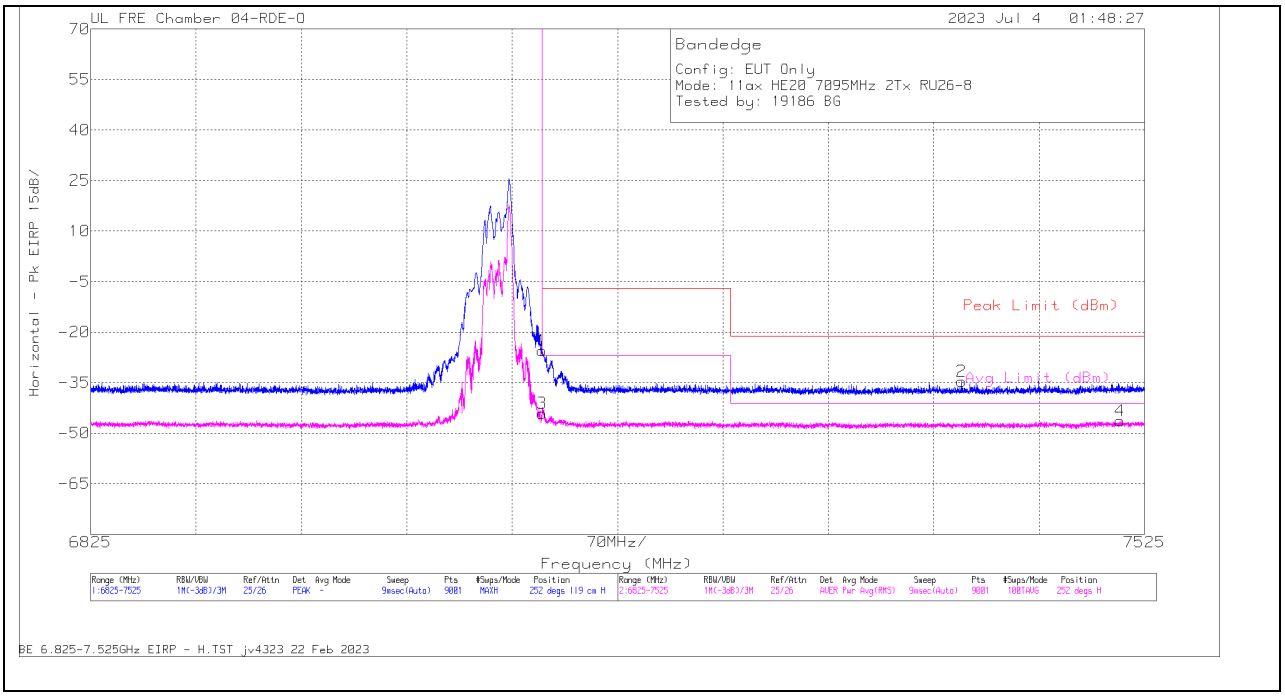

Marker	Frequency (MHz)	Meter Reading (dBm)	Det	80404_ACF(dB) - 3mH	Conversion Factor (dB)	DCCF (dB)	Gain/Loss (dB)	Corrected Reading EIRP	Peak Limit (dBm)	PK Margin (dB)	Avg Limit (dBm)	RMS Margin (dB)	Azimuth (Degs)	Height (cm)	Polarity
1	7125	-39.66	Pk	35.9	11.8	0	-33.45	-25.41	-7	-18.41	-	-	252	119	H
3	7125	-58.91	RMS	35.9	11.8	.49	-33.45	-44.17	-	-	-27	-17.17	252	119	H
2	7403.357	-49.23	Pk	35.9	11.8	0	-33.09	-34.62	-21.2	-13.42	-	-	252	119	H
4	7508.746	-61.87	RMS	36	11.8	.49	-32.83	-46.41	-	-	-41.2	-5.21	252	119	H

Pk - Peak detector
RMS - RMS detection

UL VERIFICATION SERVICES
47173 Benicia Street, Fremont, CA 94538; USA TEL:(510) 319-4000 FAX:(510) 661-0888
This report shall not be reproduced except in full, without the written approval of UL VERIFICATION SERVICES

VERTICAL RESULT

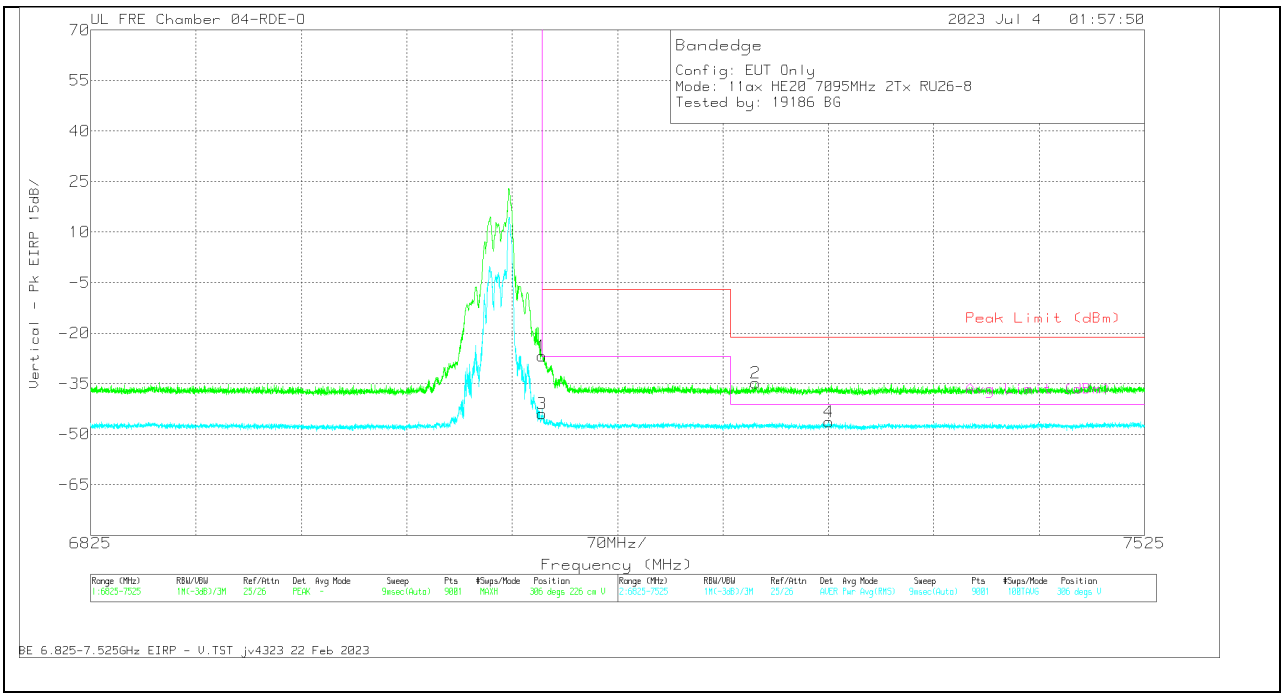

Marker	Frequency (MHz)	Meter Reading (dBm)	Det	80404_ACF(dB) - 3mH	Conversion Factor (dB)	DCCF (dB)	Gain/Loss (dB)	Corrected Reading EIRP	Peak Limit (dBm)	PK Margin (dB)	Avg Limit (dBm)	RMS Margin (dB)	Azimuth (Degs)	Height (cm)	Polarity
1	7125	-41.01	Pk	35.9	11.8	0	-33.45	-26.76	-7	-19.76	-	-	306	226	V
3	7125	-58.71	RMS	35.9	11.8	.49	-33.45	-43.97	-	-	-27	-16.97	306	226	V
2	7266.857	-49.41	Pk	35.9	11.8	0	-33.12	-34.83	-21.2	-13.63	-	-	306	226	V
4	7315.468	-61.67	RMS	36.1	11.8	.49	-33.01	-46.29	-	-	-41.2	-5.09	306	226	V

Pk - Peak detector
RMS - RMS detection

UL VERIFICATION SERVICES
47173 Benicia Street, Fremont, CA 94538; USA TEL:(510) 319-4000 FAX:(510) 661-0888
This report shall not be reproduced except in full, without the written approval of UL VERIFICATION SERVICES

2TX Antenna 6 + Antenna 5 OFDMA MODE: 26-Tones, RU Index 0

HARMONICS AND SPURIOUS EMISSIONS

LOW CHANNEL

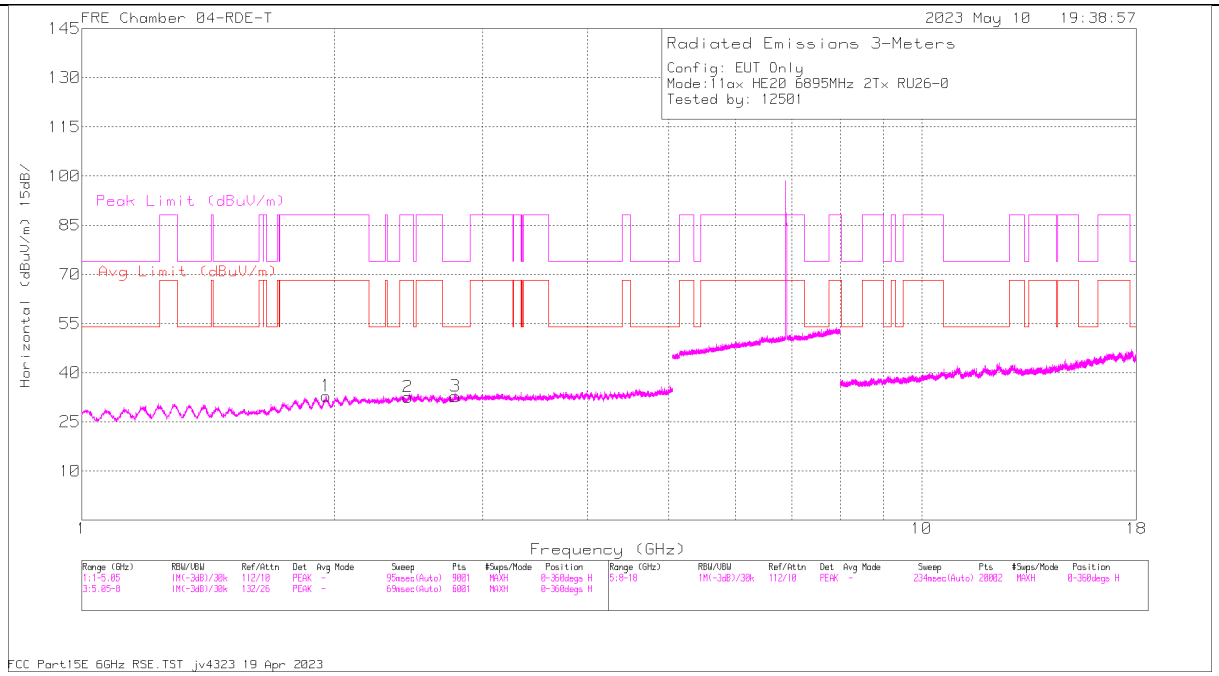

HORIZONTAL

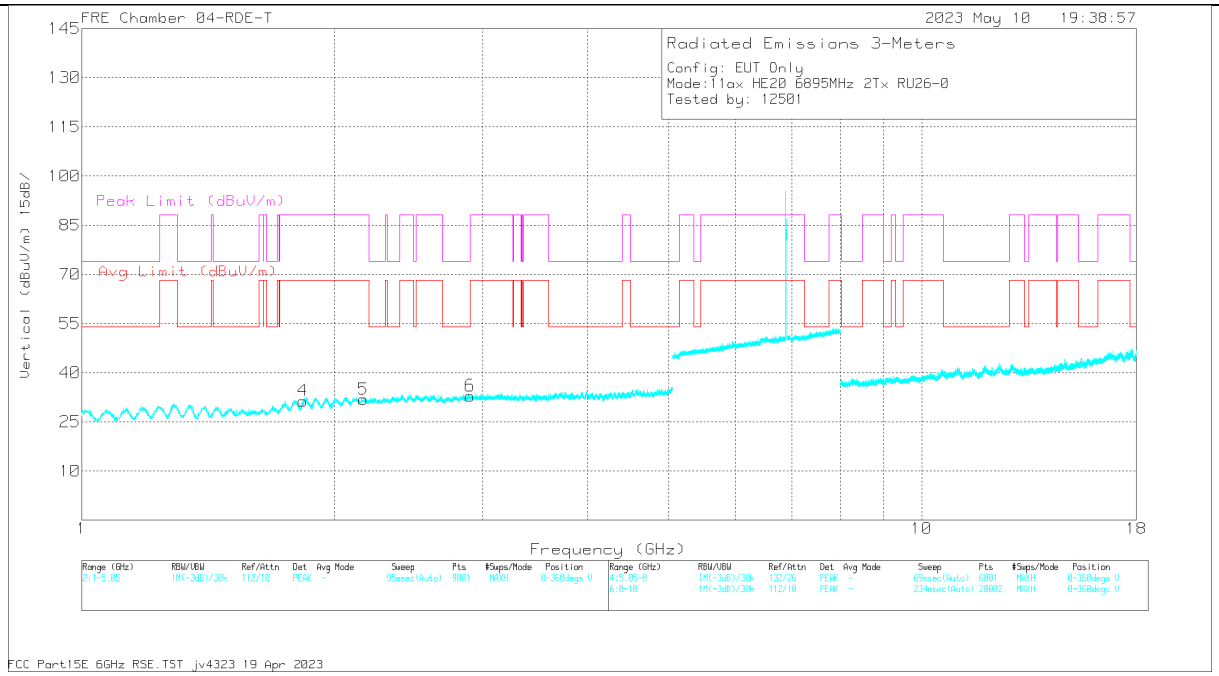

VERTICAL

UL VERIFICATION SERVICES
47173 Benicia Street, Fremont, CA 94538; USA TEL:(510) 319-4000 FAX:(510) 661-0888
This report shall not be reproduced except in full, without the written approval of UL VERIFICATION SERVICES

RADIATED EMISSIONS

Marker	Frequency (GHz)	Meter Reading (dBuV)	Det	226673 ACF (dB) 3mH	Gain/Loss (dB)	Corrected Reading (dBuV/m)	Avg Limit (dBuV/m)	Margin (dB)	Peak Limit (dBuV/m)	PK Margin (dB)	Azimuth (Degs)	Height (cm)	Polarity
2	2.78452	58.28	PK-U	32.3	-47.58	43	-	-	74	-31	360	199	H
	2.78442	46.64	ADR	32.3	-47.58	31.36	54	-22.64	-	-	360	199	H
4	1.8358	46.65	ADR	30.5	-47.48	29.67	68.2	-38.53	-	-	360	199	V
	1.83608	58.25	PK-U	30.5	-47.49	41.26	-	-	88.2	-46.94	360	199	V
1	1.95712	58.35	PK-U	31.2	-47.23	42.32	-	-	88.2	-45.88	360	199	H
	1.95793	47.05	ADR	31.2	-47.18	31.07	68.2	-37.13	-	-	360	199	H
5	2.16505	46.71	ADR	31.5	-47.37	30.84	68.2	-37.36	-	-	360	199	V
	2.1657	58.46	PK-U	31.5	-47.39	42.57	-	-	88.2	-45.63	360	199	V
3	2.44421	57.69	PK-U	32.2	-47.47	42.42	-	-	88.2	-45.78	360	101	H
	2.44473	46.71	ADR	32.2	-47.47	31.44	68.2	-36.76	-	-	360	101	H
6	2.90079	57.65	PK-U	32.5	-46.97	43.18	-	-	88.2	-45.02	360	199	V
	2.90085	46.14	ADR	32.5	-46.97	31.67	68.2	-36.53	-	-	360	199	V

PK-U - U-NII: Maximum Peak
ADR - U-NII AD primary method, RMS average

UL VERIFICATION SERVICES
47173 Benicia Street, Fremont, CA 94538; USA TEL:(510) 319-4000 FAX:(510) 661-0888
This report shall not be reproduced except in full, without the written approval of UL VERIFICATION SERVICES

MID CHANNEL

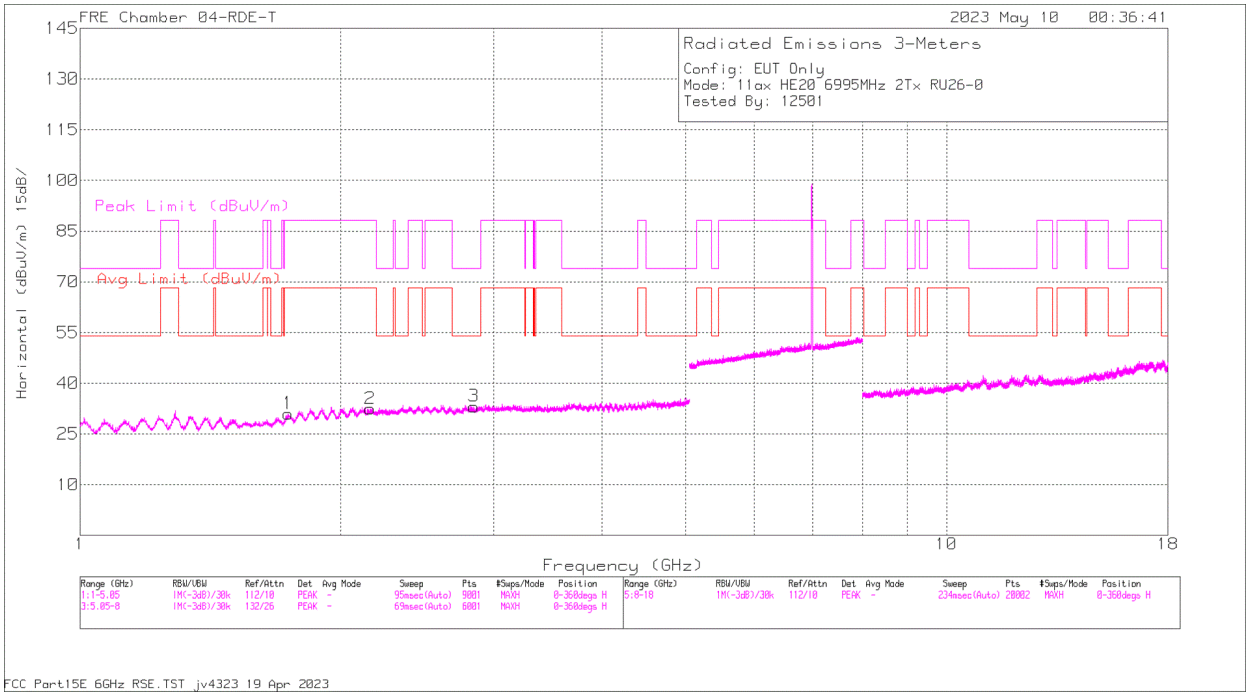

HORIZONTAL

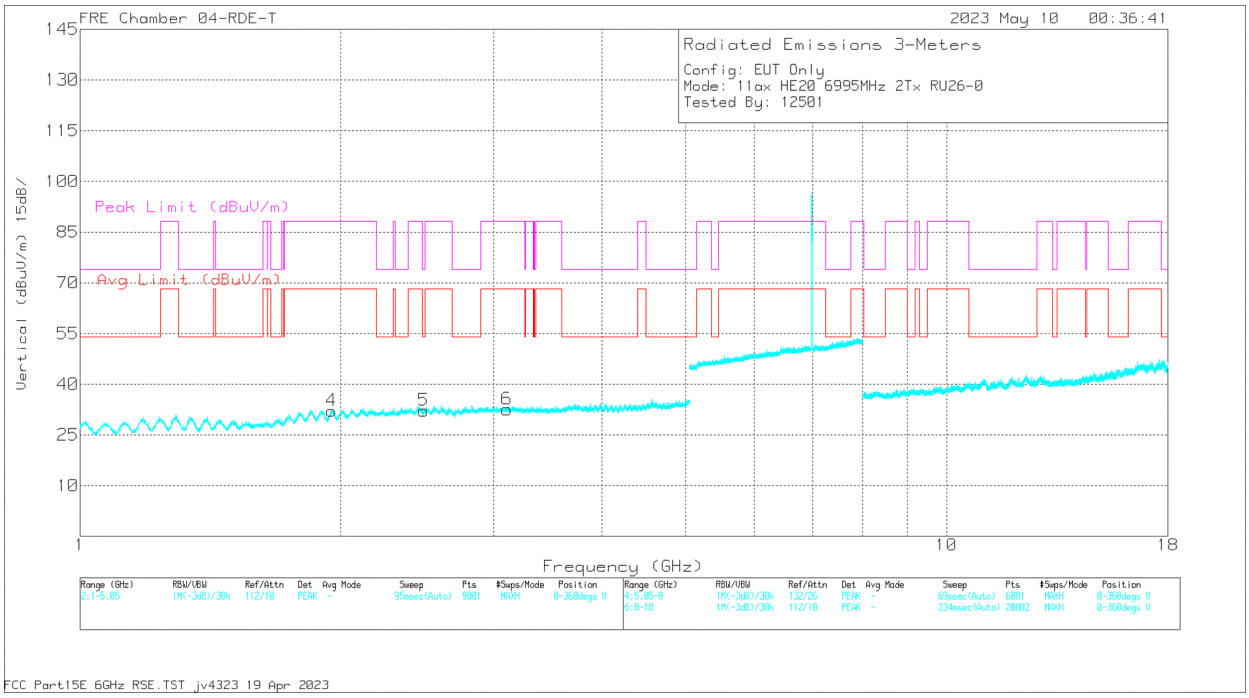

VERTICAL

UL VERIFICATION SERVICES
47173 Benicia Street, Fremont, CA 94538; USA TEL:(510) 319-4000 FAX:(510) 661-0888
This report shall not be reproduced except in full, without the written approval of UL VERIFICATION SERVICES

RADIATED EMISSIONS

Marker	Frequency (GHz)	Meter Reading (dBuV)	Det	226673 ACF (dB) 3mH	Gain/Loss (dB)	Corrected Reading (dBuV/m)	Avg Limit (dBuV/m)	Margin (dB)	Peak Limit (dBuV/m)	PK Margin (dB)	Azimuth (Degs)	Height (cm)	Polarity
2	2.84956	57.8	PK-U	32.3	-47.32	42.78	-	-	74	-31.22	360	101	H
	2.84708	46.2	ADR	32.3	-47.31	31.19	54	-22.81	-	-	360	101	H
5	2.49563	57.59	PK-U	32.3	-47.6	42.29	-	-	74	-31.71	360	198	V
	2.49272	46.06	ADR	32.3	-47.55	30.81	54	-23.19	-	-	360	198	V
1	1.7377	47.16	ADR	29.5	-47.46	29.2	68.2	-39	-	-	360	101	H
	1.73959	59.08	PK-U	29.5	-47.55	41.03	-	-	88.2	-47.17	360	101	H
4	1.95232	46.98	ADR	31.2	-47.27	30.91	68.2	-37.29	-	-	360	198	V
	1.95415	58.48	PK-U	31.2	-47.39	42.29	-	-	88.2	-45.91	360	198	V
3	2.16327	58	PK-U	31.5	-47.28	42.22	-	-	88.2	-45.98	360	101	H
	2.16329	46.57	ADR	31.5	-47.28	30.79	68.2	-37.41	-	-	360	101	H
6	3.10882	44.57	ADR	32.9	-46.08	31.39	68.2	-36.81	-	-	360	101	V
	3.11156	56.33	PK-U	32.9	-46.07	43.16	-	-	88.2	-45.04	360	101	V

PK-U - U-NII: Maximum Peak
ADR - U-NII AD primary method, RMS average

UL VERIFICATION SERVICES
47173 Benicia Street, Fremont, CA 94538; USA TEL:(510) 319-4000 FAX:(510) 661-0888
This report shall not be reproduced except in full, without the written approval of UL VERIFICATION SERVICES

HIGH CHANNEL

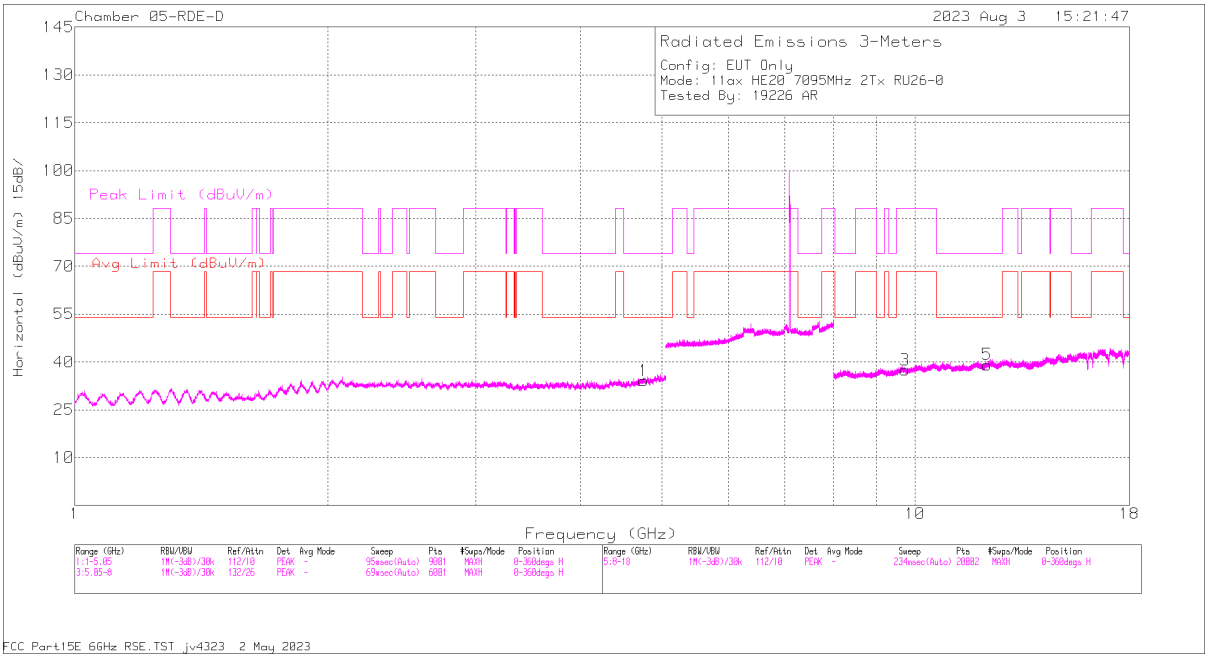

HORIZONTAL

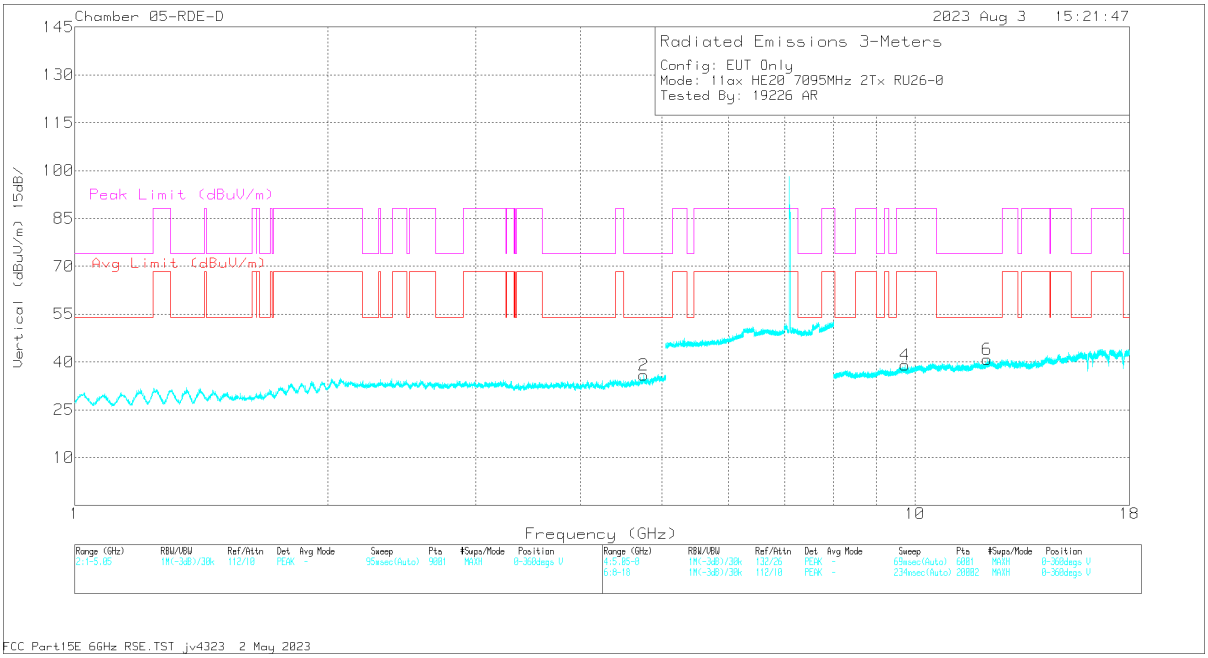

VERTICAL

UL VERIFICATION SERVICES
47173 Benicia Street, Fremont, CA 94538; USA TEL:(510) 319-4000 FAX:(510) 661-0888
This report shall not be reproduced except in full, without the written approval of UL VERIFICATION SERVICES

RADIATED EMISSIONS

Marker	Frequency (GHz)	Meter Reading (dBuV)	Det	230299 ACF (dB) 3mH	Gain/Loss (dB)	Corrected Reading (dBuV/m)	Avg Limit (dBuV/m)	Margin (dB)	Peak Limit (dBuV/m)	PK Margin (dB)	Azimuth (Degs)	Height (cm)	Polarity
2	4.75872	59.3	PK-U	34.2	-47.83	45.67	-	-	74	-28.33	124	187	V
	4.75781	47.32	ADR	34.2	-47.85	33.67	54	-20.33	-	-	124	187	V
1	4.75905	58.39	PK-U	34.3	-47.82	44.87	-	-	74	-29.13	82	135	H
	4.75817	46.71	ADR	34.2	-47.84	33.07	54	-20.93	-	-	82	135	H
4	9.72737	56.64	PK-U	37	-45.62	48.02	-	-	88.2	-40.18	213	282	V
	9.72509	45.22	ADR	37	-45.49	36.73	68.2	-31.47	-	-	213	282	V
3	9.72772	57.6	PK-U	37	-45.6	49	-	-	88.2	-39.2	186	211	H
	9.72648	45.18	ADR	37	-45.52	36.66	68.2	-31.54	-	-	186	211	H
5	12.1833	54.04	PK-U	38.7	-43.36	49.38	-	-	74	-24.62	149	247	H
	12.1852	42.47	ADR	38.7	-43.34	37.83	54	-16.17	-	-	149	247	H
6	12.1835	53.72	PK-U	38.7	-43.39	49.03	-	-	74	-24.97	256	208	V
	12.1857	42.27	ADR	38.7	-43.38	37.59	54	-16.41	-	-	256	208	V

PK-U - U-NII: Maximum Peak
ADR - U-NII AD primary method, RMS average

UL VERIFICATION SERVICES
47173 Benicia Street, Fremont, CA 94538; USA TEL:(510) 319-4000 FAX:(510) 661-0888
This report shall not be reproduced except in full, without the written approval of UL VERIFICATION SERVICES

1TX Antenna 6 MODE: SU

BANDEDGE (HIGH CHANNEL)

HORIZONTAL RESULT (7115)

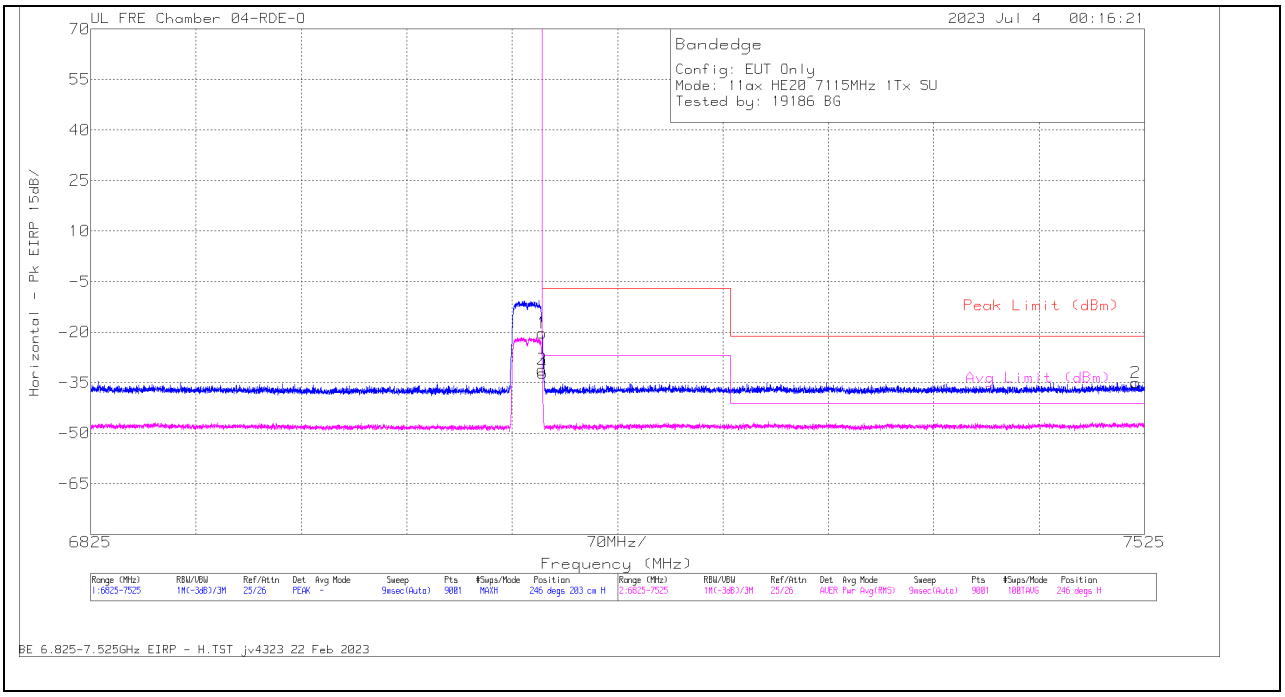

Marker	Frequency (MHz)	Meter Reading (dBm)	Det	80404_ACF(dB) - 3mH	Conversion Factor (dB)	DCCF (dB)	Gain/Loss (dB)	Corrected Reading EIRP	Peak Limit (dBm)	PK Margin (dB)	Avg Limit (dBm)	RMS Margin (dB)	Azimuth (Degs)	Height (cm)	Polarity
1	7125	-34.54	Pk	35.9	11.8	0	-33.45	-20.29	-7	-13.29	-	-	246	203	H
3	7125	-45.59	RMS	35.9	11.8	0.59	-33.45	-30.75	-	-	-27	-3.75	246	203	H
4	7125.07	-46.68	RMS	35.9	11.8	0.59	-33.45	-31.84	-	-	-27	-4.84	246	203	H
2	7519.09	-49.92	Pk	35.9	11.8	0	-32.81	-35.03	-21.2	-13.83	-	-	246	203	H

Pk - Peak detector
RMS - RMS detection

UL VERIFICATION SERVICES
47173 Benicia Street, Fremont, CA 94538; USA TEL:(510) 319-4000 FAX:(510) 661-0888
This report shall not be reproduced except in full, without the written approval of UL VERIFICATION SERVICES

VERTICAL RESULT

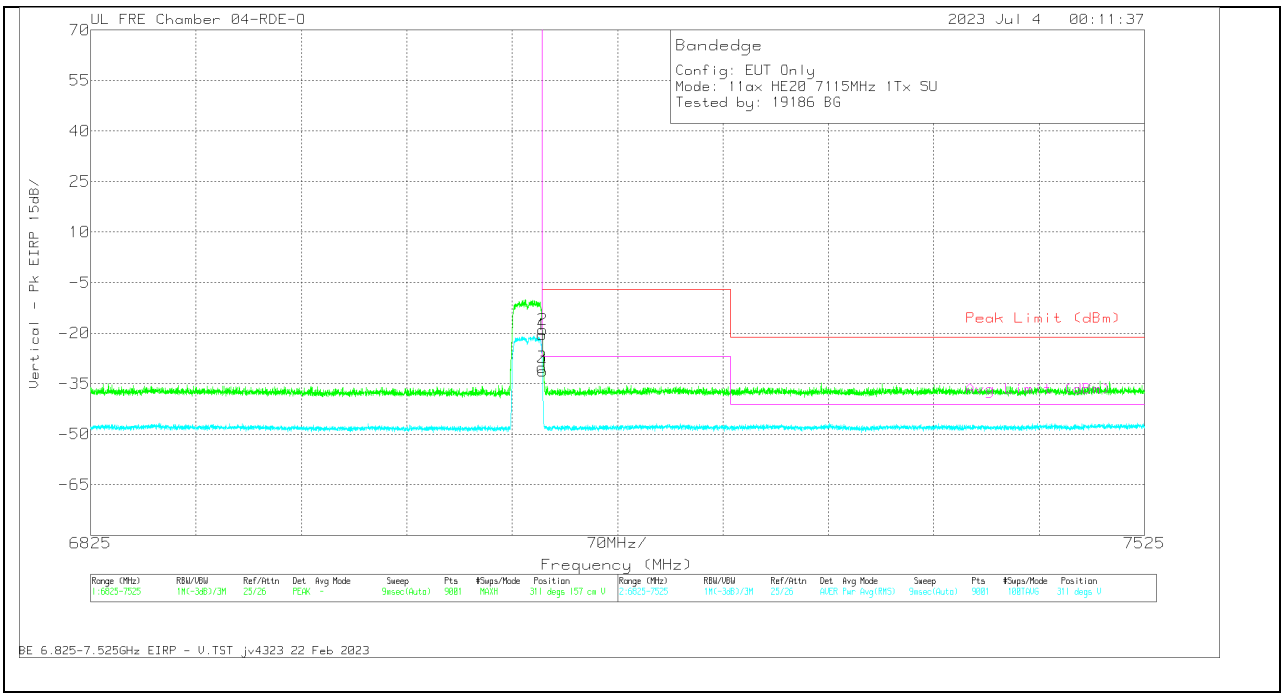

Marker	Frequency (MHz)	Meter Reading (dBm)	Det	80404_ACF(dB) - 3mH	Conversion Factor (dB)	DCCF (dB)	Gain/Loss (dB)	Corrected Reading EIRP	Peak Limit (dBm)	PK Margin (dB)	Avg Limit (dBm)	RMS Margin (dB)	Azimuth (Degs)	Height (cm)	Polarity
1	7125	-34.71	Pk	35.9	11.8	0	-33.45	-20.46	-7	-13.46	-	-	311	157	V
3	7125	-44.52	RMS	35.9	11.8	0.59	-33.45	-29.68	-	-	-27	-2.68	311	157	V
4	7125.07	-45.73	RMS	35.9	11.8	0.59	-33.45	-30.89	-	-	-27	-3.89	311	157	V
2	7125.15	-33.27	Pk	35.9	11.8	0	-33.45	-19.02	-7	-12.02	-	-	311	157	V

Pk - Peak detector
RMS - RMS detection

UL VERIFICATION SERVICES
47173 Benicia Street, Fremont, CA 94538; USA TEL:(510) 319-4000 FAX:(510) 661-0888
This report shall not be reproduced except in full, without the written approval of UL VERIFICATION SERVICES

1TX Antenna 5 MODE: SU

BANDEDGE (HIGH CHANNEL)

HORIZONTAL RESULT (7115)

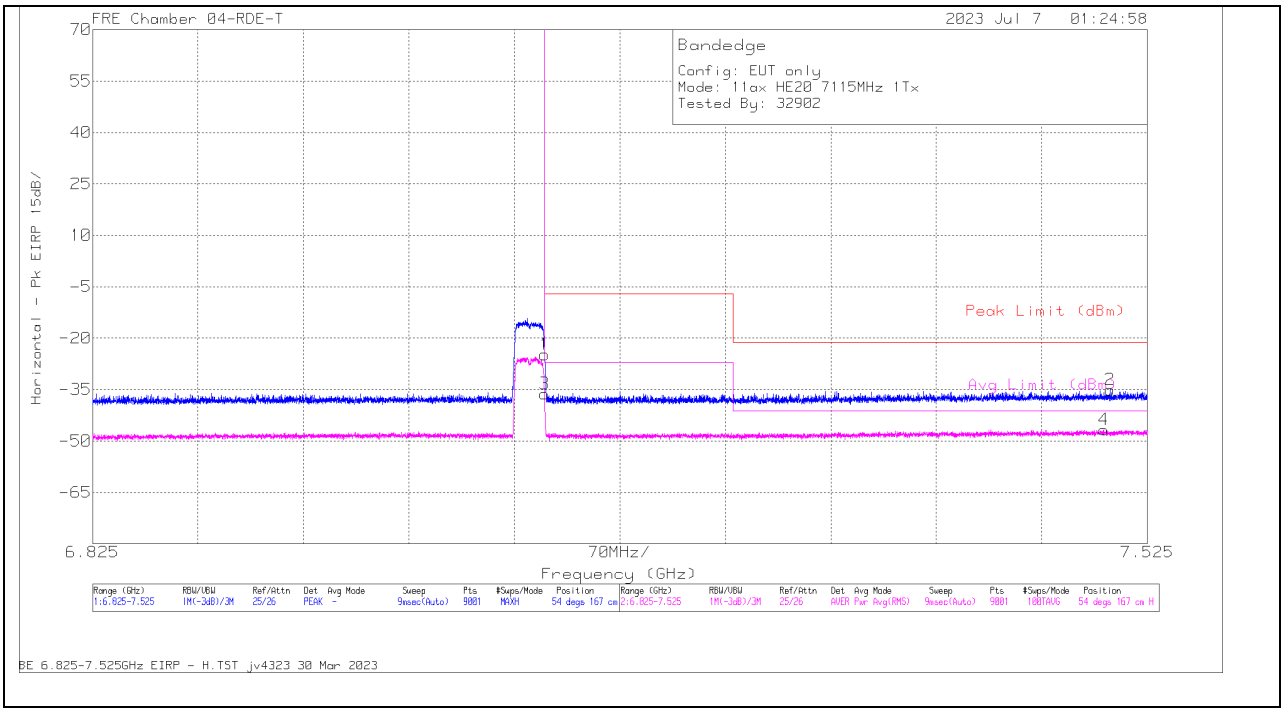

Marker	Frequency (GHz)	Meter Reading (dBm)	Det	226673 ACF (dB) 3mH	Conversion Factor (dB)	DCCF (dB)	Gain/Loss (dB)	Corrected Reading EIRP	Peak Limit (dBm)	PK Margin (dB)	Avg Limit (dBm)	RMS Margin (dB)	Azimuth (Degs)	Height (cm)	Polarity
2	7.50042	-49.2	Pk	35.7	11.8	0	-33.34	-35.04	-21.2	-13.84	-	-	54	167	H
4	7.49615	-61.14	RMS	35.7	11.8	0.59	-33.27	-46.32	-	-	-41.2	-5.12	54	167	H
1	7.125	-38.04	Pk	35.6	11.8	0	-34.14	-24.78	-7	-17.78	-	-	54	167	H
3	7.125	-49.72	RMS	35.6	11.8	0.59	-34.14	-35.87	-	-	-27	-8.87	54	167	H

Pk - Peak detector
RMS - RMS detection

UL VERIFICATION SERVICES
47173 Benicia Street, Fremont, CA 94538; USA TEL:(510) 319-4000 FAX:(510) 661-0888
This report shall not be reproduced except in full, without the written approval of UL VERIFICATION SERVICES

VERTICAL RESULT

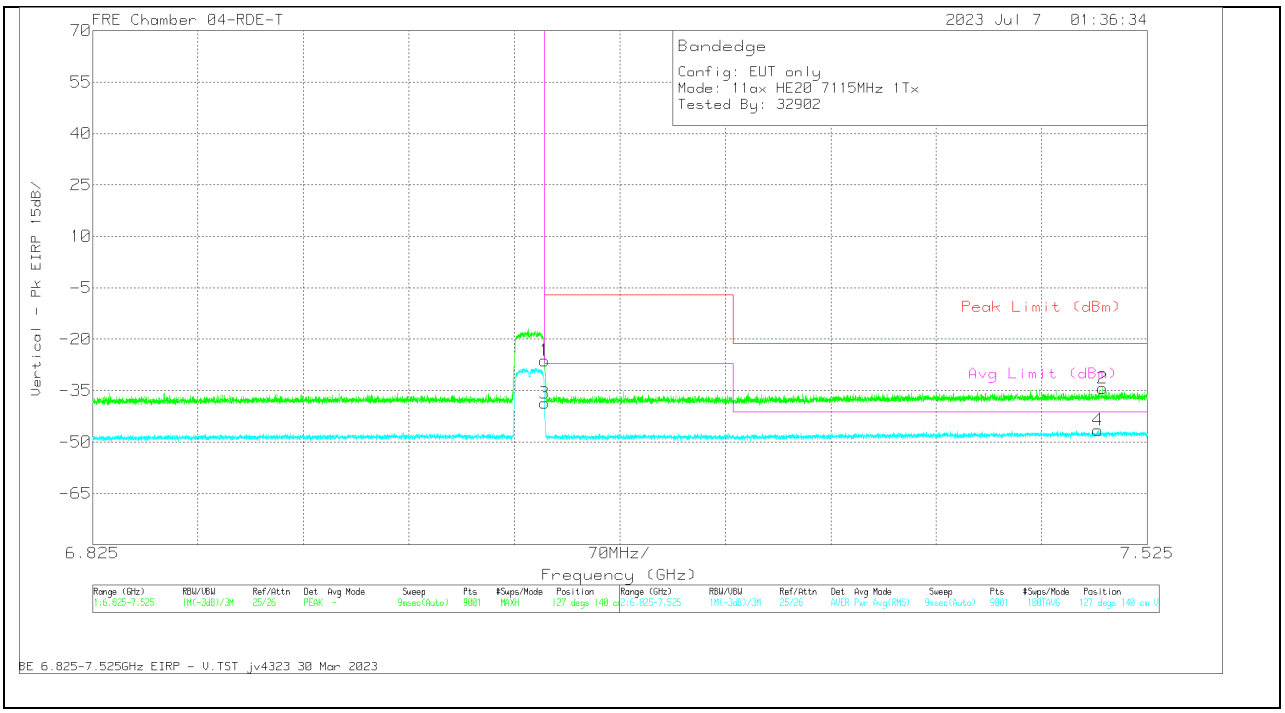

Marker	Frequency (GHz)	Meter Reading (dBm)	Det	226673 ACF (dB) 3mH	Conversion Factor (dB)	DCCF (dB)	Gain/Loss (dB)	Corrected Reading EIRP	Peak Limit (dBm)	PK Margin (dB)	Avg Limit (dBm)	RMS Margin (dB)	Azimuth (Degs)	Height (cm)	Polarity
2	7.49537	-48.55	Pk	35.7	11.8	0	-33.27	-34.32	-21.2	-13.12	-	-	127	140	V
4	7.49226	-60.92	RMS	35.7	11.8	0.59	-33.32	-46.15	-	-	-41.2	-4.95	127	140	V
1	7.125	-39.5	Pk	35.6	11.8	0	-34.14	-26.24	-7	-19.24	-	-	127	140	V
3	7.125	-52.15	RMS	35.6	11.8	0.59	-34.14	-38.3	-	-	-27	-11.3	127	140	V

Pk - Peak detector
RMS - RMS detection

UL VERIFICATION SERVICES
47173 Benicia Street, Fremont, CA 94538; USA TEL:(510) 319-4000 FAX:(510) 661-0888
This report shall not be reproduced except in full, without the written approval of UL VERIFICATION SERVICES

2TX Antenna 6 + Antenna 5 OFDMA MODE: SU

BANDEDGE (HIGH CHANNEL)

HORIZONTAL RESULT (7115)

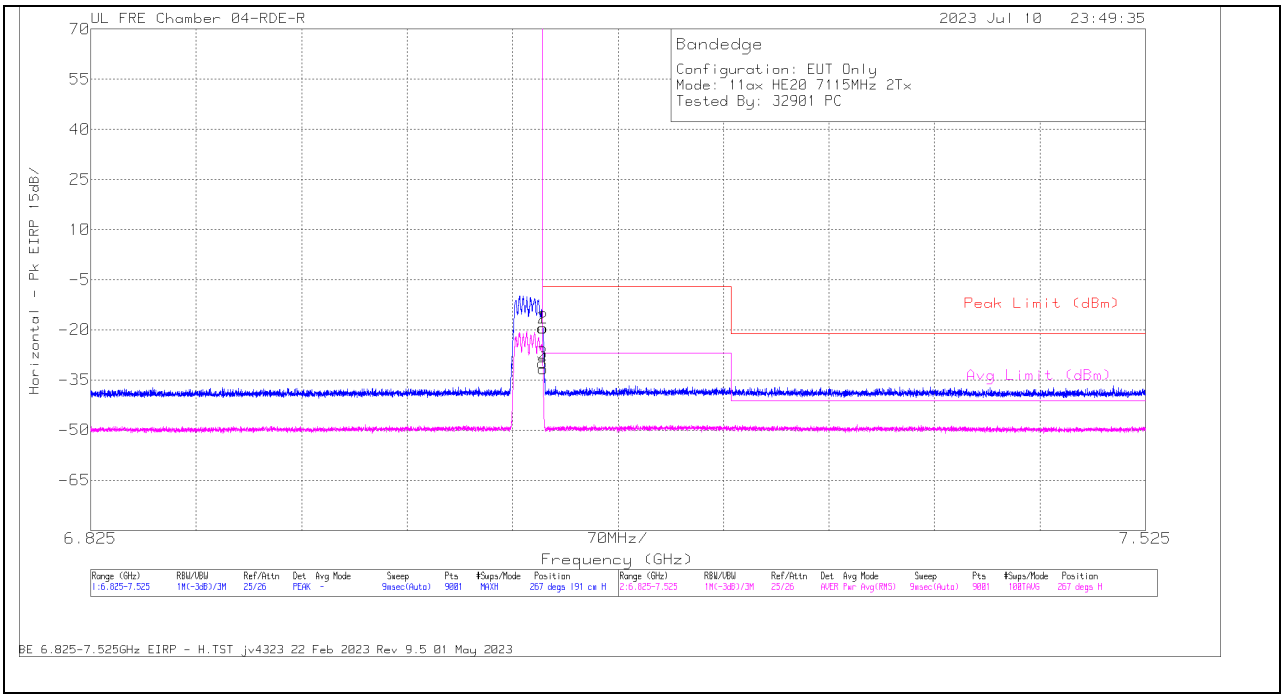

Marker	Frequency (GHz)	Meter Reading (dBm)	Det	222740 ACF(dB) - 3mH	Conversion Factor (dB)	DCCF (dB)	Gain/Loss (dB)	Corrected Reading EIRP	Peak Limit (dBm)	PK Margin (dB)	Avg Limit (dBm)	RMS Margin (dB)	Azimuth (Degs)	Height (cm)	Polarity
1	7.125	-30.36	Pk	35.6	11.8	0	-36.5	-19.46	-7	-12.46	-	-	267	191	H
3	7.125	-41.51	RMS	35.6	11.8	.59	-36.5	-30.02	-	-	-27	-3.02	267	191	H
2	7.125068	-30.44	Pk	35.6	11.8	0	-36.5	-19.54	-7	-12.54	-	-	267	191	H
4	7.125068	-43.1	RMS	35.6	11.8	.59	-36.5	-31.61	-	-	-27	-4.61	267	191	H

Pk - Peak detector
RMS - RMS detection

UL VERIFICATION SERVICES
47173 Benicia Street, Fremont, CA 94538; USA TEL:(510) 319-4000 FAX:(510) 661-0888
This report shall not be reproduced except in full, without the written approval of UL VERIFICATION SERVICES

VERTICAL RESULT

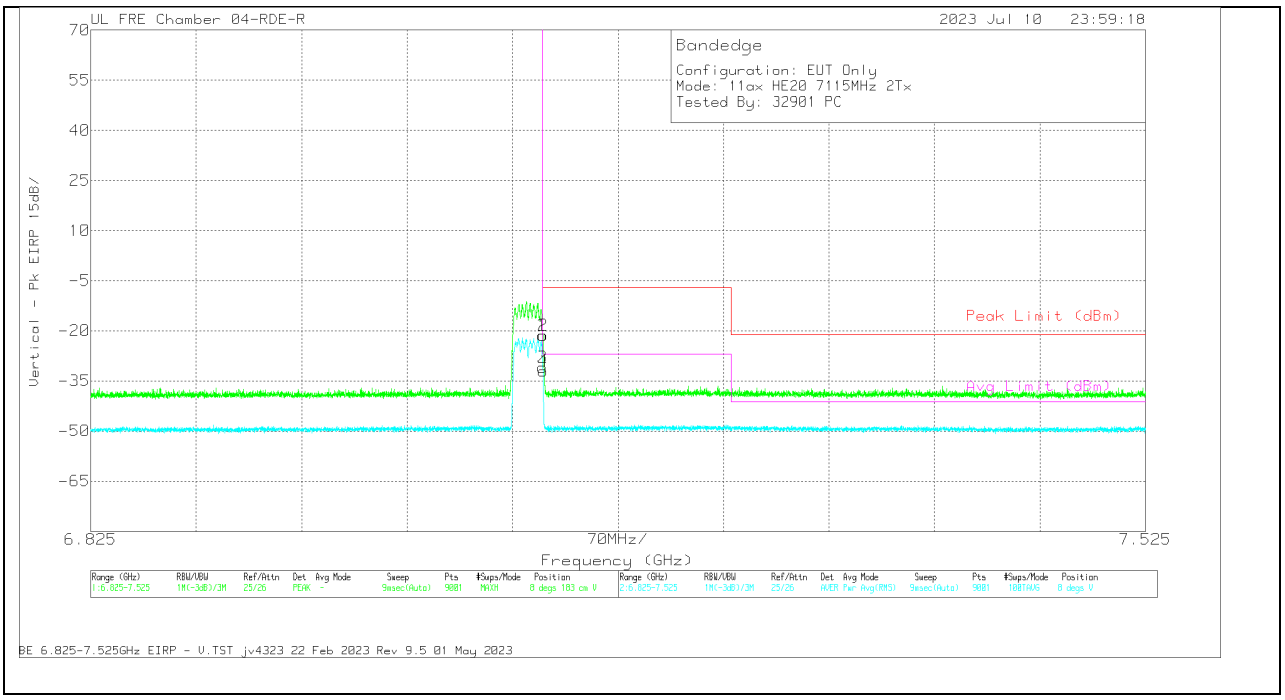

Marker	Frequency (GHz)	Meter Reading (dBm)	Det	222740 ACF(dB) - 3mH	Conversion Factor (dB)	DCCF (dB)	Gain/Loss (dB)	Corrected Reading EIRP	Peak Limit (dBm)	PK Margin (dB)	Avg Limit (dBm)	RMS Margin (dB)	Azimuth (Degs)	Height (cm)	Polarity
1	7.125	-32.17	Pk	35.6	11.8	0	-36.5	-21.27	-7	-14.27	-	-	8	183	V
3	7.125	-42.45	RMS	35.6	11.8	.59	-36.5	-30.96	-	-	-27	-3.96	8	183	V
2	7.125068	-32.24	Pk	35.6	11.8	0	-36.5	-21.34	-7	-14.34	-	-	8	183	V
4	7.125068	-43.57	RMS	35.6	11.8	.59	-36.5	-32.08	-	-	-27	-5.08	8	183	V

Pk - Peak detector
RMS - RMS detection

UL VERIFICATION SERVICES
47173 Benicia Street, Fremont, CA 94538; USA TEL:(510) 319-4000 FAX:(510) 661-0888
This report shall not be reproduced except in full, without the written approval of UL VERIFICATION SERVICES

HARMONICS AND SPURIOUS EMISSIONS

LOW CHANNEL

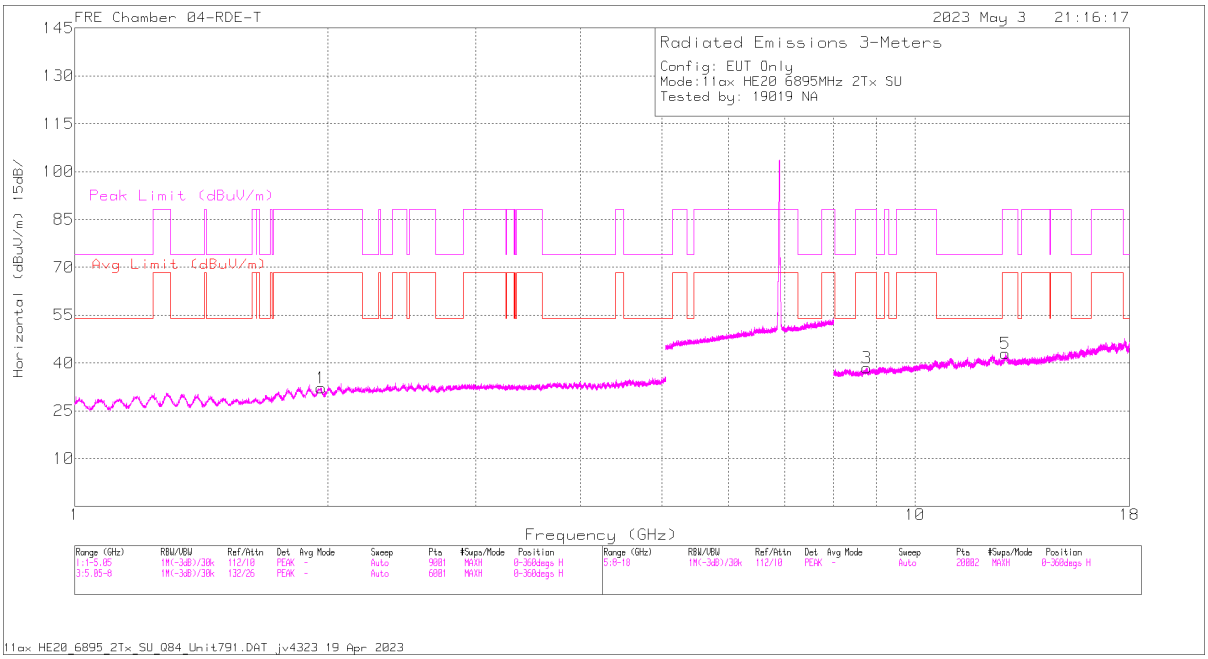

HORIZONTAL

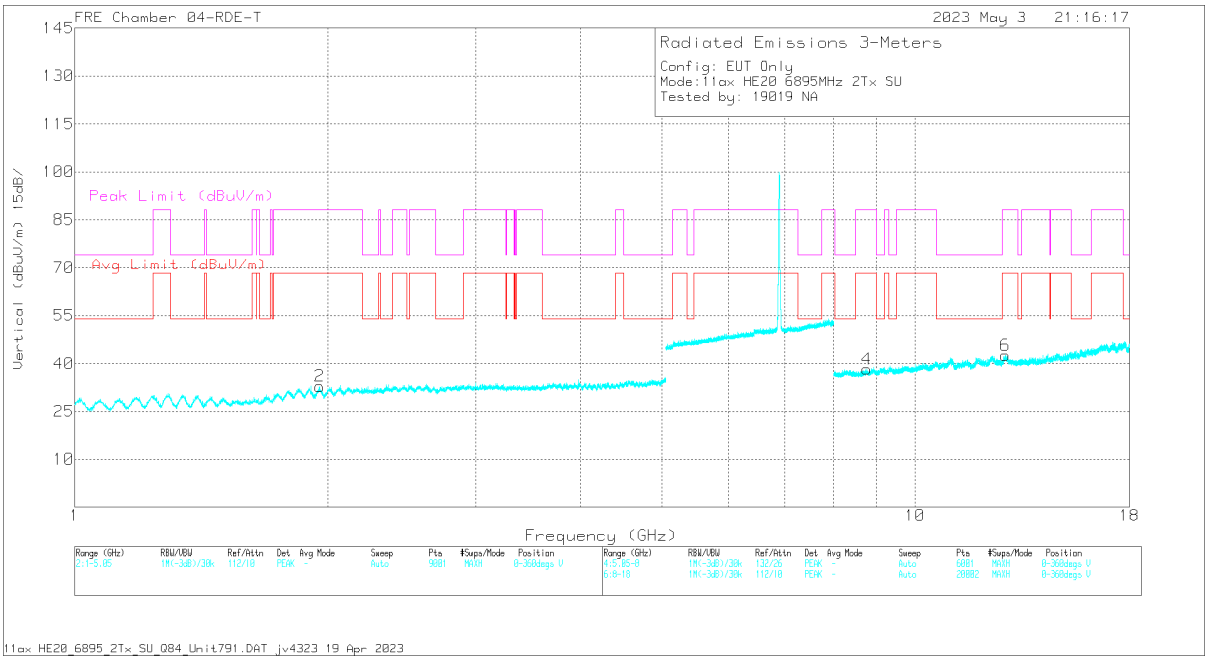

VERTICAL

UL VERIFICATION SERVICES
47173 Benicia Street, Fremont, CA 94538; USA TEL:(510) 319-4000 FAX:(510) 661-0888
This report shall not be reproduced except in full, without the written approval of UL VERIFICATION SERVICES

RADIATED EMISSIONS

Marker	Frequency (GHz)	Meter Reading (dBuV)	Det	226673 ACF (dB) 3mH	DCCF (dB)	Gain/Loss (dB)	Corrected Reading (dBuV/m)	Avg Limit (dBuV/m)	Margin (dB)	Peak Limit (dBuV/m)	Margin (dB)	Azimuth (Degs)	Height (cm)	Polarity
2	1.95676	58.32	PK-U	31.2	0	-47.26	42.26	-	-	88.2	-45.94	136	205	V
	1.9569	46.81	ADR	31.2	0	-47.25	30.76	68.2	-37.44	-	-	136	205	V
1	1.96379	46.45	ADR	31.2	0	-47.36	30.29	68.2	-37.91	-	-	189	159	H
	1.96714	58.44	PK-U	31.2	0	-47.21	42.43	-	-	88.2	-45.77	189	159	H
3	8.75551	42.67	ADR	35.9	0	-42.51	36.06	68.2	-32.14	-	-	221	198	H
	8.75751	54.57	PK-U	35.9	0	-42.48	47.99	-	-	88.2	-40.21	221	198	H
4	8.76366	54.28	PK-U	35.9	0	-42.44	47.74	-	-	88.2	-40.46	165	259	V
	8.76575	42.63	ADR	35.9	0	-42.45	36.08	68.2	-32.12	-	-	165	259	V
6	12.8156	52.47	PK-U	39.3	0	-41.15	50.62	-	-	88.2	-37.58	130	215	V
	12.8178	40.98	ADR	39.3	0	-41.14	39.14	68.2	-29.06	-	-	130	215	V
5	12.818	52.08	PK-U	39.3	0	-41.13	50.25	-	-	88.2	-37.95	115	274	H
	12.8183	40.96	ADR	39.3	0	-41.12	39.14	68.2	-29.06	-	-	115	274	H

PK-U - U-NII: Maximum Peak
ADR - U-NII AD primary method, RMS average

UL VERIFICATION SERVICES
47173 Benicia Street, Fremont, CA 94538; USA TEL:(510) 319-4000 FAX:(510) 661-0888
This report shall not be reproduced except in full, without the written approval of UL VERIFICATION SERVICES

MID CHANNEL

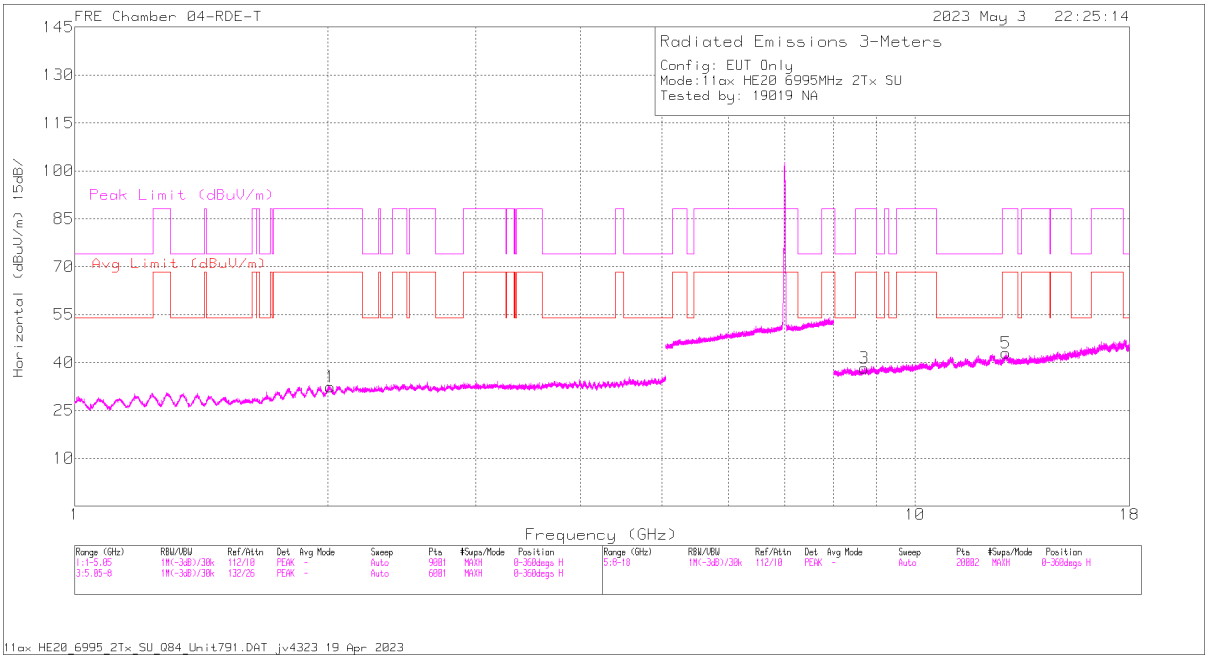

HORIZONTAL

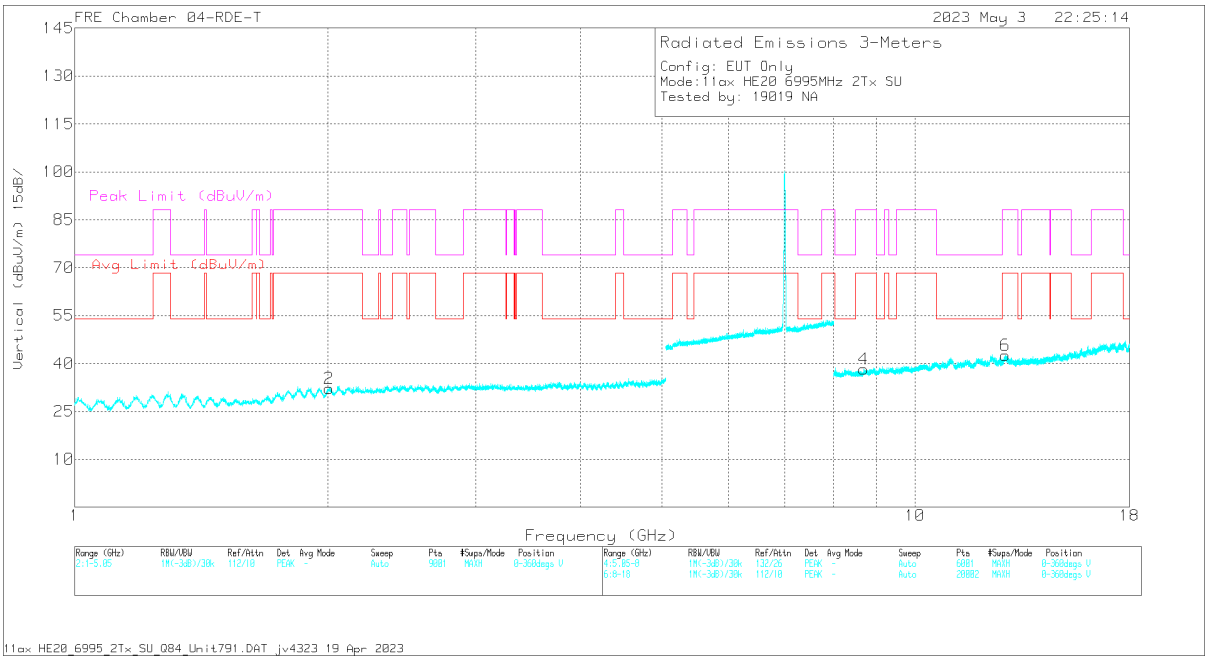

VERTICAL

UL VERIFICATION SERVICES
47173 Benicia Street, Fremont, CA 94538; USA TEL:(510) 319-4000 FAX:(510) 661-0888
This report shall not be reproduced except in full, without the written approval of UL VERIFICATION SERVICES

RADIATED EMISSIONS

Marker	Frequency (GHz)	Meter Reading (dBuV)	Det	226673 ACF (dB) 3mH	DCCF (dB)	Gain/Loss (dB)	Corrected Reading (dBuV/m)	Avg Limit (dBuV/m)	Margin (dB)	Peak Limit (dBuV/m)	Margin (dB)	Azimuth (Degs)	Height (cm)	Polarity
2	2.00547	47.05	ADR	31.2	0	-47.3	30.95	68.2	-37.25	-	-	198	163	V
	2.00775	59.25	PK-U	31.3	0	-47.38	43.17	-	-	88.2	-45.03	198	163	V
1	2.01205	58.42	PK-U	31.3	0	-47.37	42.35	-	-	88.2	-45.85	168	128	H
	2.01284	47	ADR	31.3	0	-47.32	30.98	68.2	-37.22	-	-	168	128	H
4	8.69059	54.39	PK-U	35.9	0	-42.81	47.48	-	-	88.2	-40.72	166	242	V
	8.69092	42.73	ADR	35.9	0	-42.81	35.82	68.2	-32.38	-	-	166	242	V
3	8.69837	42.74	ADR	35.9	0	-42.74	35.9	68.2	-32.3	-	-	131	140	H
	8.69931	54.53	PK-U	35.9	0	-42.75	47.68	-	-	88.2	-40.52	131	140	H
6	12.8126	52.12	PK-U	39.3	0	-41.22	50.2	-	-	88.2	-38	227	135	V
	12.8131	40.86	ADR	39.3	0	-41.2	38.96	68.2	-29.24	-	-	227	135	V
5	12.8417	40.79	ADR	39.3	0	-41.31	38.78	68.2	-29.42	-	-	201	173	H
	12.8425	52.31	PK-U	39.3	0	-41.33	50.28	-	-	88.2	-37.92	201	173	H

PK-U - U-NII: Maximum Peak
ADR - U-NII AD primary method, RMS average

UL VERIFICATION SERVICES
47173 Benicia Street, Fremont, CA 94538; USA TEL:(510) 319-4000 FAX:(510) 661-0888
This report shall not be reproduced except in full, without the written approval of UL VERIFICATION SERVICES

HIGH CHANNEL

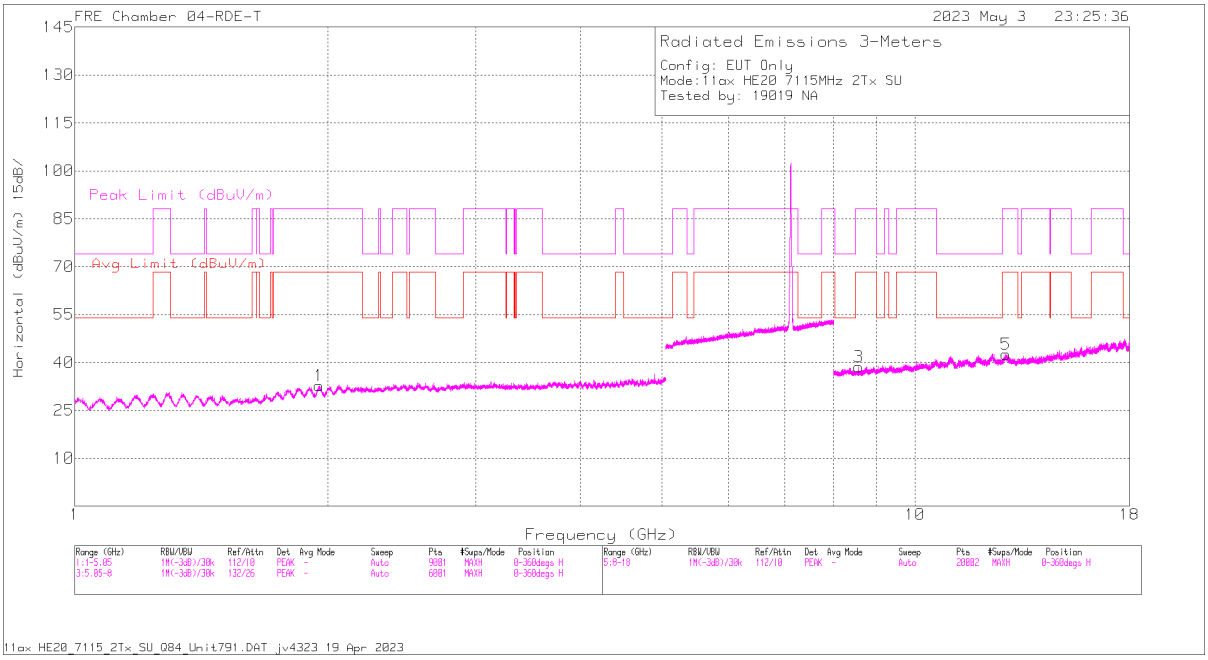

HORIZONTAL

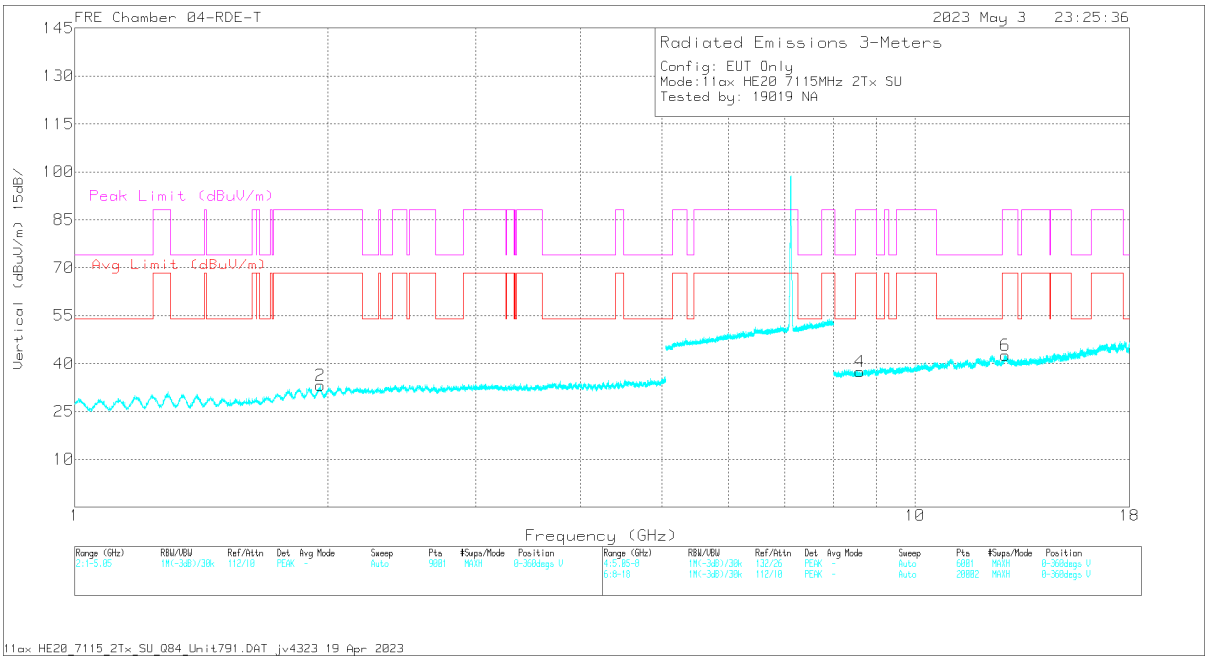

VERTICAL

UL VERIFICATION SERVICES
47173 Benicia Street, Fremont, CA 94538; USA TEL:(510) 319-4000 FAX:(510) 661-0888
This report shall not be reproduced except in full, without the written approval of UL VERIFICATION SERVICES

RADIATED EMISSIONS

Marker	Frequency (GHz)	Meter Reading (dBuV)	Det	226673 ACF (dB) 3mH	DCCF (dB)	Gain/Loss (dB)	Corrected Reading (dBuV/m)	Avg Limit (dBuV/m)	Margin (dB)	Peak Limit (dBuV/m)	Margin (dB)	Azimuth (Degs)	Height (cm)	Polarity
1	1.95308	46.94	ADR	31.2	0	-47.33	30.81	68.2	-37.39	-	-	252	142	H
	1.95453	59.11	PK-U	31.2	0	-47.38	42.93	-	-	88.2	-45.27	252	142	H
2	1.95849	58.97	PK-U	31.2	0	-47.18	42.99	-	-	88.2	-45.21	212	124	V
	1.9591	46.77	ADR	31.2	0	-47.19	30.78	68.2	-37.42	-	-	212	124	V
3	8.56424	53.8	PK-U	35.8	0	-42.77	46.83	-	-	88.2	-41.37	177	115	H
	8.56501	42.31	ADR	35.8	0	-42.77	35.34	68.2	-32.86	-	-	177	115	H
4	8.59943	42.48	ADR	35.9	0	-42.81	35.57	68.2	-32.63	-	-	253	267	V
	8.60169	53.83	PK-U	35.9	0	-42.77	46.96	-	-	88.2	-41.24	253	267	V
6	12.8102	52.5	PK-U	39.3	0	-41.27	50.53	-	-	88.2	-37.67	152	207	V
	12.8125	41.25	ADR	39.3	0	-41.22	39.33	68.2	-28.87	-	-	152	207	V
5	12.8326	40.84	ADR	39.3	0	-41.14	39	68.2	-29.2	-	-	120	136	H
	12.8353	52.3	PK-U	39.3	0	-41.18	50.42	-	-	88.2	-37.78	120	136	H

PK-U - U-NII: Maximum Peak
ADR - U-NII AD primary method, RMS average

UL VERIFICATION SERVICES
47173 Benicia Street, Fremont, CA 94538; USA TEL:(510) 319-4000 FAX:(510) 661-0888
This report shall not be reproduced except in full, without the written approval of UL VERIFICATION SERVICES

1.1.14. TX ABOVE 1 GHz 802.11ax HE40 MODE IN THE UNII-8 BAND

2TX Antenna 6 + Antenna 5 OFDMA MODE: 26-Tones, RU Index 0

HARMONIC AND SPURIOUS EMISSIONS

STRADDLE CHANNEL

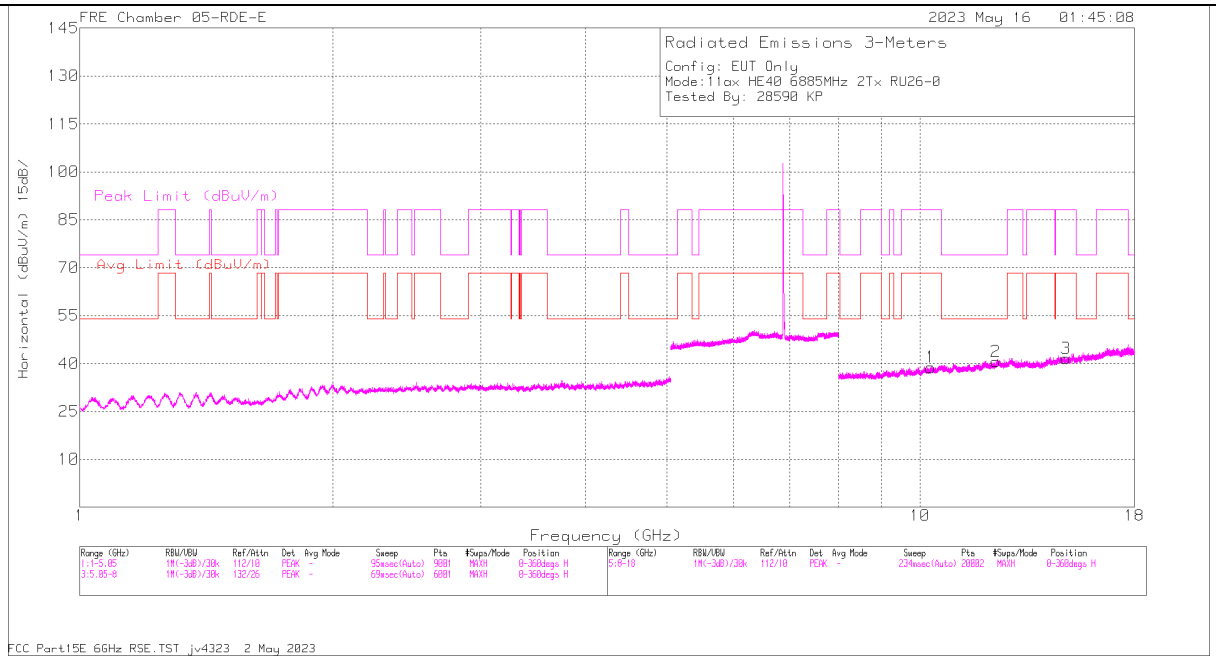

HORIZONTAL

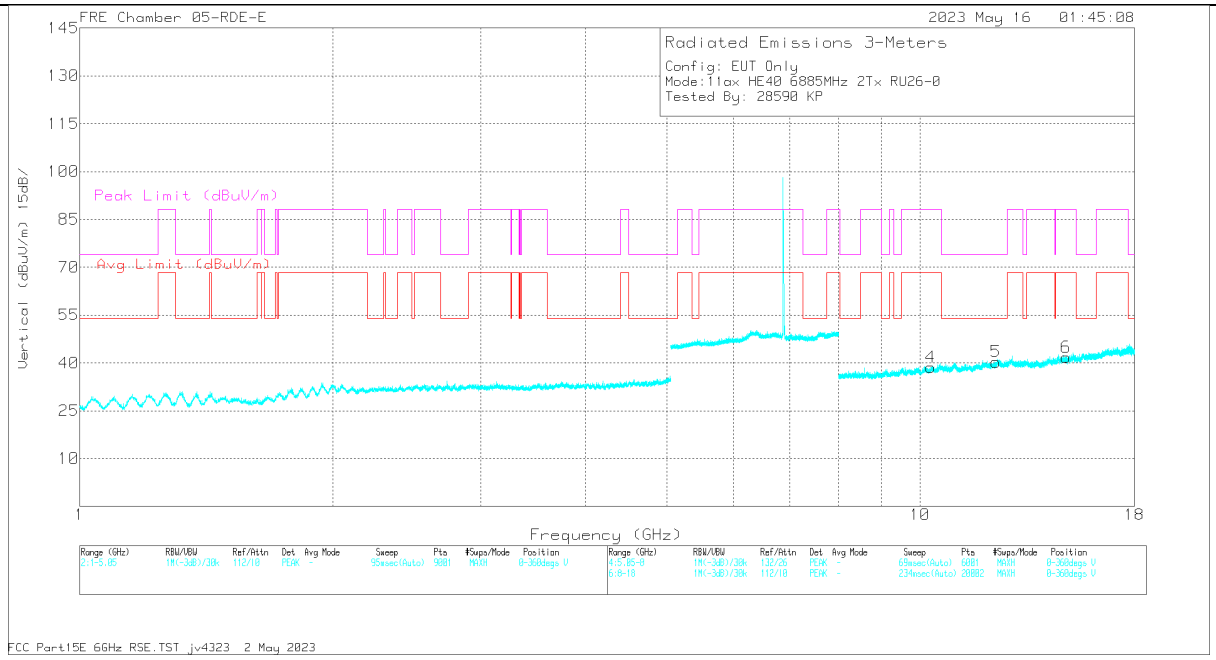

VERTICAL

UL VERIFICATION SERVICES
47173 Benicia Street, Fremont, CA 94538; USA TEL:(510) 319-4000 FAX:(510) 661-0888
This report shall not be reproduced except in full, without the written approval of UL VERIFICATION SERVICES

RADIATED EMISSIONS

Marker	Frequency (GHz)	Meter Reading (dBuV)	Det	226671 ACF (dB) 3mH	DCCF (dB)	Gain/Loss (dB)	Corrected Reading (dBuV/m)	Avg Limit (dBuV/m)	Margin (dB)	Peak Limit (dBuV/m)	PK Margin (dB)	Azimuth (Degs)	Height (cm)	Polarity
2	12.3148	55.16	PK-U	38.8	0	-43.49	50.47	-	-	74	-23.53	360	200	H
	12.3133	43.07	ADR	38.8	0	-43.5	38.37	54	-15.63	-	-	360	200	H
5	12.316	54.43	PK-U	38.8	0	-43.49	49.74	-	-	74	-24.26	360	200	V
	12.3161	43.2	ADR	38.8	0	-43.5	38.5	54	-15.5	-	-	360	200	V
1	10.2975	57.7	PK-U	37.5	0	-46.69	48.51	-	-	88.2	-39.69	360	200	H
	10.2977	46.11	ADR	37.5	0	-46.7	36.91	68.2	-31.29	-	-	360	200	H
4	10.2997	57.46	PK-U	37.5	0	-46.74	48.22	-	-	88.2	-39.98	360	200	V
	10.3008	46.23	ADR	37.5	0	-46.77	36.96	68.2	-31.24	-	-	360	200	V
3	14.9191	56.48	PK-U	39.8	0	-43.9	52.38	-	-	88.2	-35.82	360	200	H
	14.9211	44.25	ADR	39.8	0	-43.87	40.18	68.2	-28.02	-	-	360	200	H
6	14.9228	55.29	PK-U	39.8	0	-43.83	51.26	-	-	88.2	-36.94	360	101	V
	14.9236	43.97	ADR	39.8	0	-43.83	39.94	68.2	-28.26	-	-	360	101	V

PK-U - U-NII: Maximum Peak
ADR - U-NII AD primary method, RMS average

UL VERIFICATION SERVICES
47173 Benicia Street, Fremont, CA 94538; USA TEL:(510) 319-4000 FAX:(510) 661-0888
This report shall not be reproduced except in full, without the written approval of UL VERIFICATION SERVICES

LOW CHANNEL

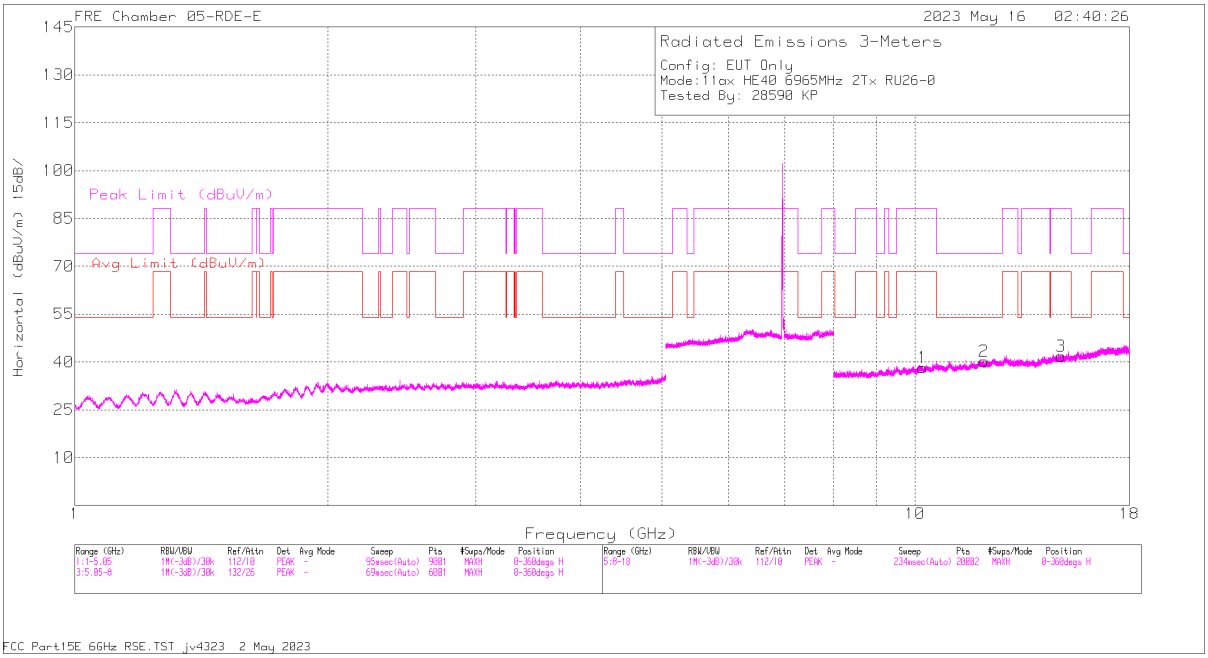

HORIZONTAL

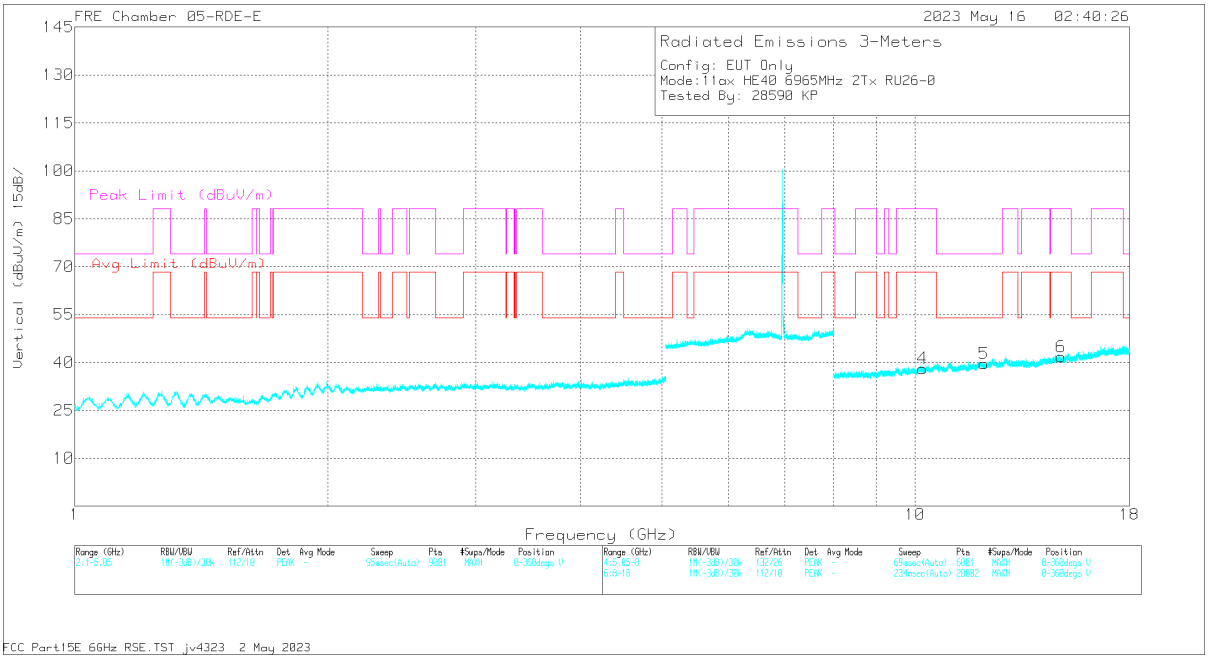

VERTICAL

UL VERIFICATION SERVICES
47173 Benicia Street, Fremont, CA 94538; USA TEL:(510) 319-4000 FAX:(510) 661-0888
This report shall not be reproduced except in full, without the written approval of UL VERIFICATION SERVICES

RADIATED EMISSIONS

Marker	Frequency (GHz)	Meter Reading (dBuV)	Det	226671 ACF (dB) 3mH	DCCF (dB)	Gain/Loss (dB)	Corrected Reading (dBuV/m)	Avg Limit (dBuV/m)	Margin (dB)	Peak Limit (dBuV/m)	PK Margin (dB)	Azimuth (Degs)	Height (cm)	Polarity
2	12.0844	55.17	PK-U	38.7	0	-43.86	50.01	-	-	74	-23.99	1	200	H
	12.0829	43.52	ADR	38.7	0	-43.84	38.38	54	-15.62	-	-	1	200	H
5	12.0848	55.3	PK-U	38.7	0	-43.88	50.12	-	-	74	-23.88	1	200	V
	12.0851	43.6	ADR	38.7	0	-43.88	38.42	54	-15.58	-	-	1	200	V
1	10.214	45.72	ADR	37.5	0	-46.58	36.64	68.2	-31.56	-	-	1	200	H
	10.2142	57.53	PK-U	37.5	0	-46.58	48.45	-	-	88.2	-39.75	1	200	H
4	10.2146	57.21	PK-U	37.5	0	-46.57	48.14	-	-	88.2	-40.06	1	200	V
	10.215	45.89	ADR	37.5	0	-46.56	36.83	68.2	-31.37	-	-	1	200	V
6	14.9353	55.93	PK-U	39.8	0	-43.84	51.89	-	-	88.2	-36.31	1	200	V
	14.9358	44.27	ADR	39.8	0	-43.87	40.2	68.2	-28	-	-	1	200	V
3	14.9367	55.96	PK-U	39.8	0	-43.89	51.87	-	-	88.2	-36.33	1	200	H
	14.9368	44.04	ADR	39.8	0	-43.9	39.94	68.2	-28.26	-	-	1	200	H

PK-U - U-NII: Maximum Peak
ADR - U-NII AD primary method, RMS average

UL VERIFICATION SERVICES
47173 Benicia Street, Fremont, CA 94538; USA TEL:(510) 319-4000 FAX:(510) 661-0888
This report shall not be reproduced except in full, without the written approval of UL VERIFICATION SERVICES