HIGH CHANNEL

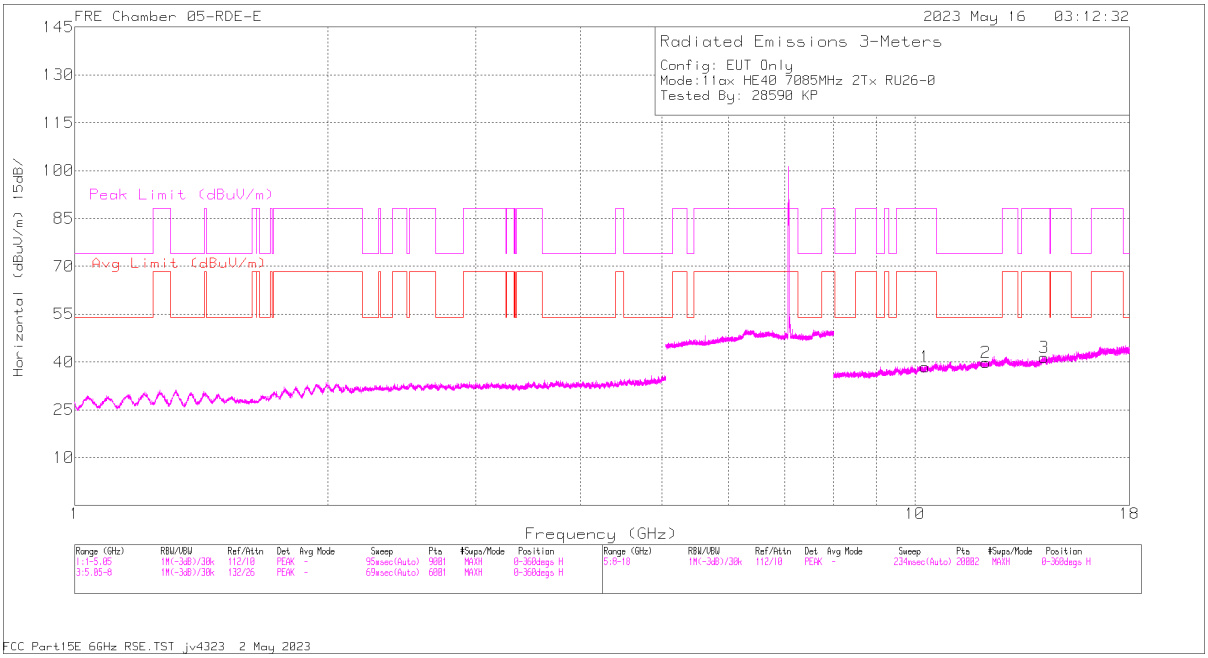

HORIZONTAL

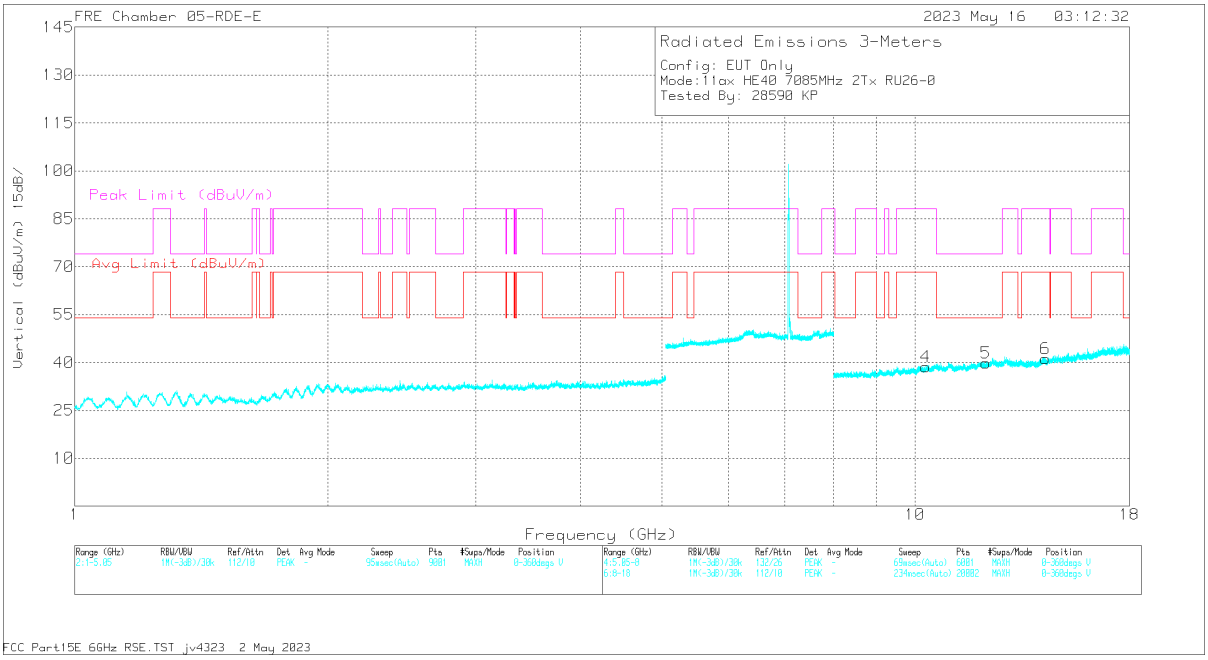

VERTICAL

UL VERIFICATION SERVICES
47173 Benicia Street, Fremont, CA 94538; USA TEL:(510) 319-4000 FAX:(510) 661-0888
This report shall not be reproduced except in full, without the written approval of UL VERIFICATION SERVICES

RADIATED EMISSIONS

Marker	Frequency (GHz)	Meter Reading (dBuV)	Det	226671 ACF (dB) 3mH	Gain/Loss (dB)	Corrected Reading (dBuV/m)	Avg Limit (dBuV/m)	Margin (dB)	Peak Limit (dBuV/m)	PK Margin (dB)	Azimuth (Degs)	Height (cm)	Polarity
2	12.1409	55.44	PK-U	38.8	-44.05	50.19	-	-	74	-23.81	360	101	H
	12.1428	43.43	ADR	38.8	-44.04	38.19	54	-15.81	-	-	360	101	H
5	12.1435	55.23	PK-U	38.8	-44.04	49.99	-	-	74	-24.01	360	200	V
	12.1432	43.51	ADR	38.8	-44.04	38.27	54	-15.73	-	-	360	200	V
1	10.2801	45.69	ADR	37.5	-46.81	36.38	68.2	-31.82	-	-	360	101	H
	10.2818	57.45	PK-U	37.5	-46.82	48.13	-	-	88.2	-40.07	360	101	H
4	10.2995	57.57	PK-U	37.5	-46.74	48.33	-	-	88.2	-39.87	360	101	V
	10.2996	45.94	ADR	37.5	-46.74	36.7	68.2	-31.5	-	-	360	101	V
3	14.2599	55.71	PK-U	39.1	-43.92	50.89	-	-	88.2	-37.31	360	101	H
	14.2606	44.01	ADR	39.1	-43.9	39.21	68.2	-28.99	-	-	360	101	H
6	14.2907	55.49	PK-U	39.1	-44.29	50.3	-	-	88.2	-37.9	360	200	V
	14.2914	44.21	ADR	39.1	-44.31	39	68.2	-29.2	-	-	360	200	V

PK-U - U-NII: Maximum Peak
ADR - U-NII AD primary method, RMS average

UL VERIFICATION SERVICES
47173 Benicia Street, Fremont, CA 94538; USA TEL:(510) 319-4000 FAX:(510) 661-0888
This report shall not be reproduced except in full, without the written approval of UL VERIFICATION SERVICES

1TX Antenna 6: 26-Tones, RU Index 17

BANDEDGE (HIGH CHANNEL)

HORIZONTAL RESULT (7085MHz)

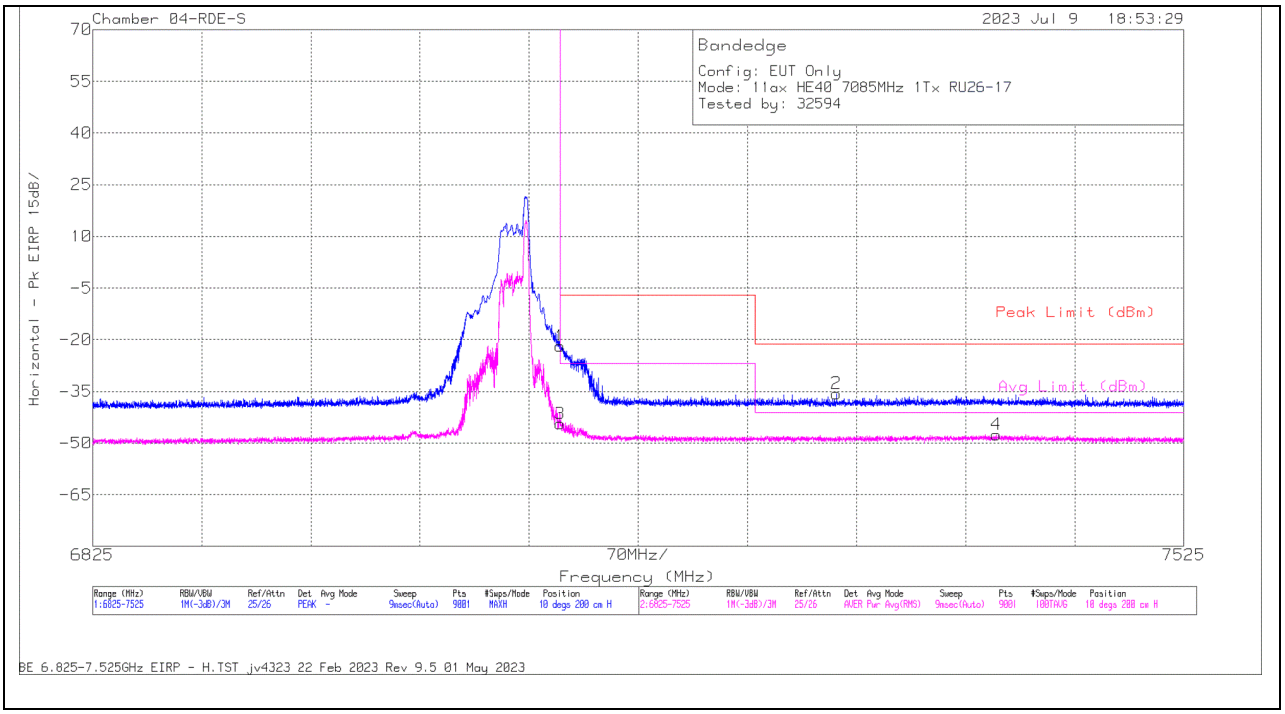

Marker	Frequency (MHz)	Meter Reading (dBm)	Det	200784 ACF (dB) 3mH	Conversion Factor (dB)	DCCF (dB)	Gain/Loss (dB)	Corrected Reading EIRP	Peak Limit (dBm)	PK Margin (dB)	Avg Limit (dBm)	RMS Margin (dB)	Azimuth (Degs)	Height (cm)	Polarity
1	7125	-32.99	Pk	35.7	11.8	0	-36.38	-21.87	-7	-14.87	-	-	10	200	H
3	7125	-56.05	RMS	35.7	11.8	0.51	-36.38	-44.42	-	-	-27	-17.42	10	200	H
2	7302.17	-46.87	Pk	35.8	11.8	0	-36.39	-35.66	-21.2	-14.46	-	-	10	200	H
4	7404.84	-59.41	RMS	35.7	11.8	0.51	-36.13	-47.53	-	-	-41.2	-6.33	10	200	H

Pk - Peak detector
RMS - RMS detection

UL VERIFICATION SERVICES
47173 Benicia Street, Fremont, CA 94538; USA TEL:(510) 319-4000 FAX:(510) 661-0888
This report shall not be reproduced except in full, without the written approval of UL VERIFICATION SERVICES

VERTICAL RESULT

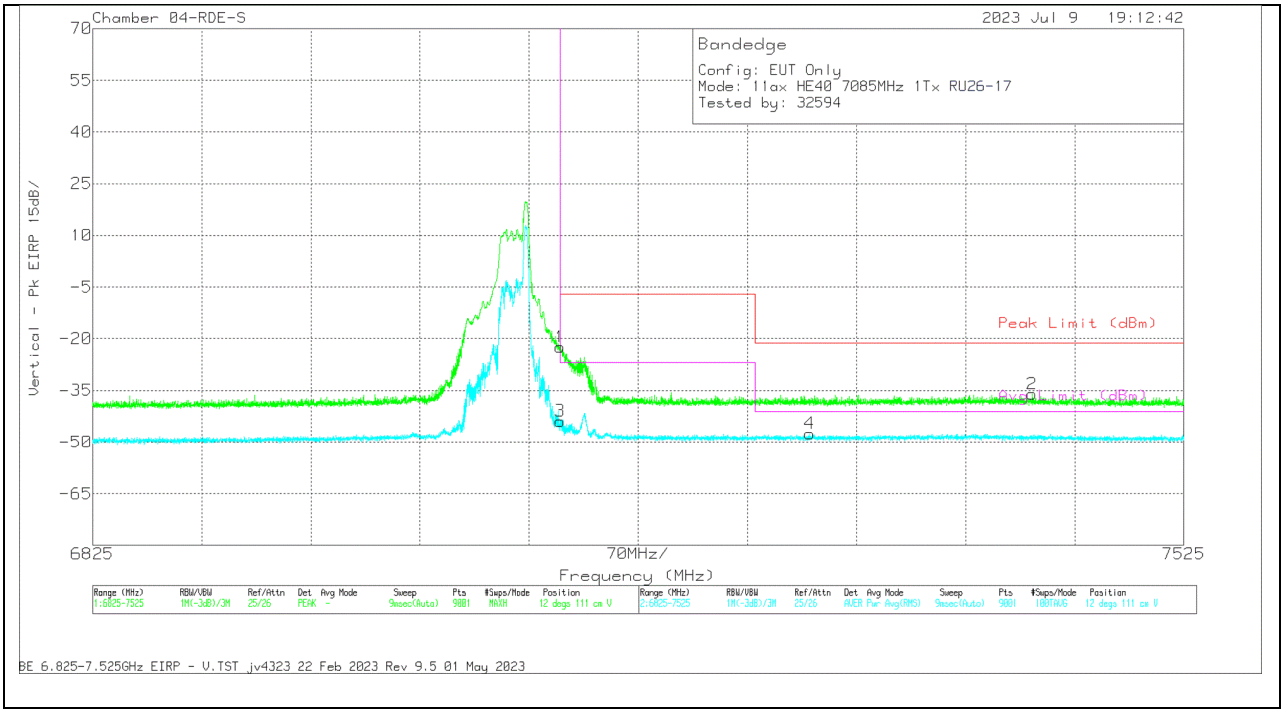

Marker	Frequency (MHz)	Meter Reading (dBm)	Det	200784 ACF (dB) 3mH	Conversion Factor (dB)	DCCF (dB)	Gain/Loss (dB)	Corrected Reading EIRP	Peak Limit (dBm)	PK Margin (dB)	Avg Limit (dBm)	RMS Margin (dB)	Azimuth (Degs)	Height (cm)	Polarity
1	7125	-33.58	Pk	35.7	11.8	0	-36.38	-22.46	-7	-15.46	-	-	12	111	V
3	7125	-55.57	RMS	35.7	11.8	0.51	-36.38	-43.94	-	-	-27	-16.94	12	111	V
4	7284.9	-59.37	RMS	35.8	11.8	0.51	-36.34	-47.6	-	-	-41.2	-6.4	12	111	V
2	7427.62	-47.54	Pk	35.7	11.8	0	-36.05	-36.09	-21.2	-14.89	-	-	12	111	V

Pk - Peak detector
RMS - RMS detection

UL VERIFICATION SERVICES
47173 Benicia Street, Fremont, CA 94538; USA TEL:(510) 319-4000 FAX:(510) 661-0888
This report shall not be reproduced except in full, without the written approval of UL VERIFICATION SERVICES

1TX Antenna 5: 26-Tones, RU Index 17

BANDEDGE (HIGH CHANNEL)

HORIZONTAL RESULT (7085MHz)

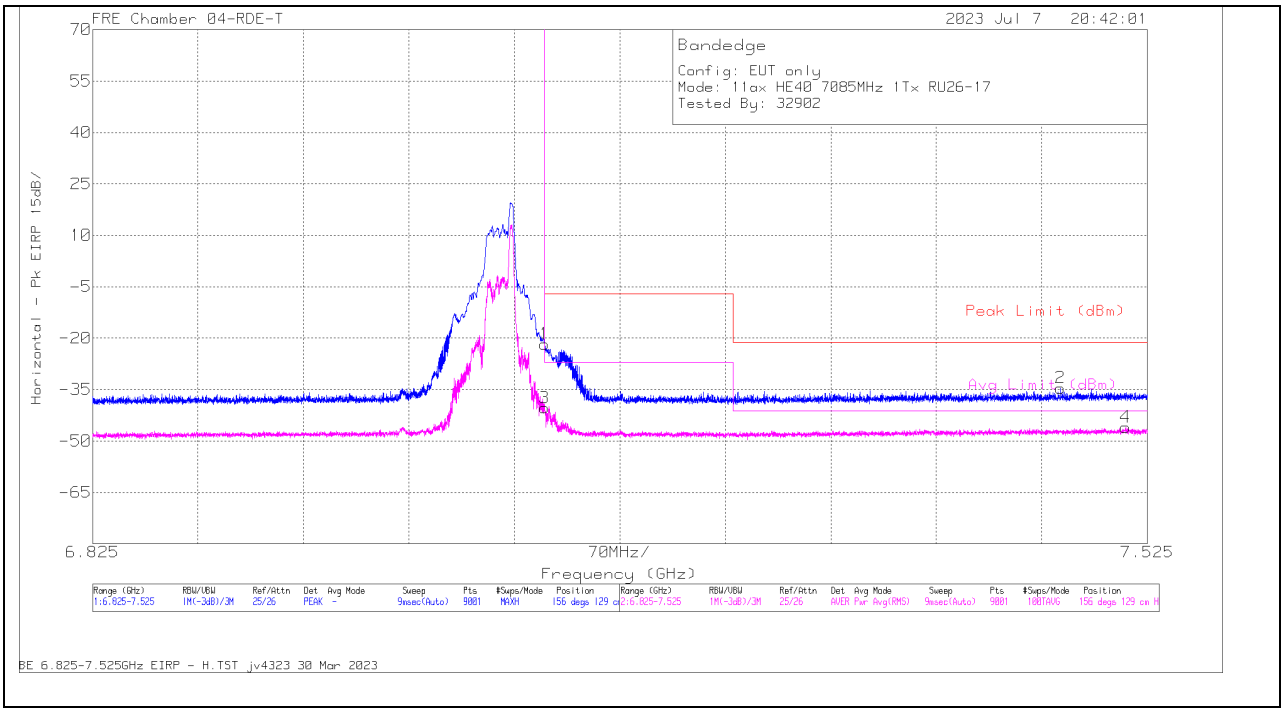

Marker	Frequency (GHz)	Meter Reading (dBm)	Det	226673 ACF (dB) 3mH	Conversion Factor (dB)	DCCF (dB)	Gain/Loss (dB)	Corrected Reading EIRP	Peak Limit (dBm)	PK Margin (dB)	Avg Limit (dBm)	RMS Margin (dB)	Azimuth (Degs)	Height (cm)	Polarity
2	7.46737	-48.62	Pk	35.7	11.8	0	-33.41	-34.53	-21.2	-13.33	-	-	156	129	H
4	7.51061	-60.81	RMS	35.7	11.8	0.51	-33.21	-46.01	-	-	-41.2	-4.81	156	129	H
1	7.125	-34.99	Pk	35.6	11.8	0	-34.14	-21.73	-7	-14.73	-	-	156	129	H
3	7.125	-54.15	RMS	35.6	11.8	0.51	-34.14	-40.38	-	-	-27	-13.38	156	129	H

Pk - Peak detector
RMS - RMS detection

UL VERIFICATION SERVICES
47173 Benicia Street, Fremont, CA 94538; USA TEL:(510) 319-4000 FAX:(510) 661-0888
This report shall not be reproduced except in full, without the written approval of UL VERIFICATION SERVICES

VERTICAL RESULT

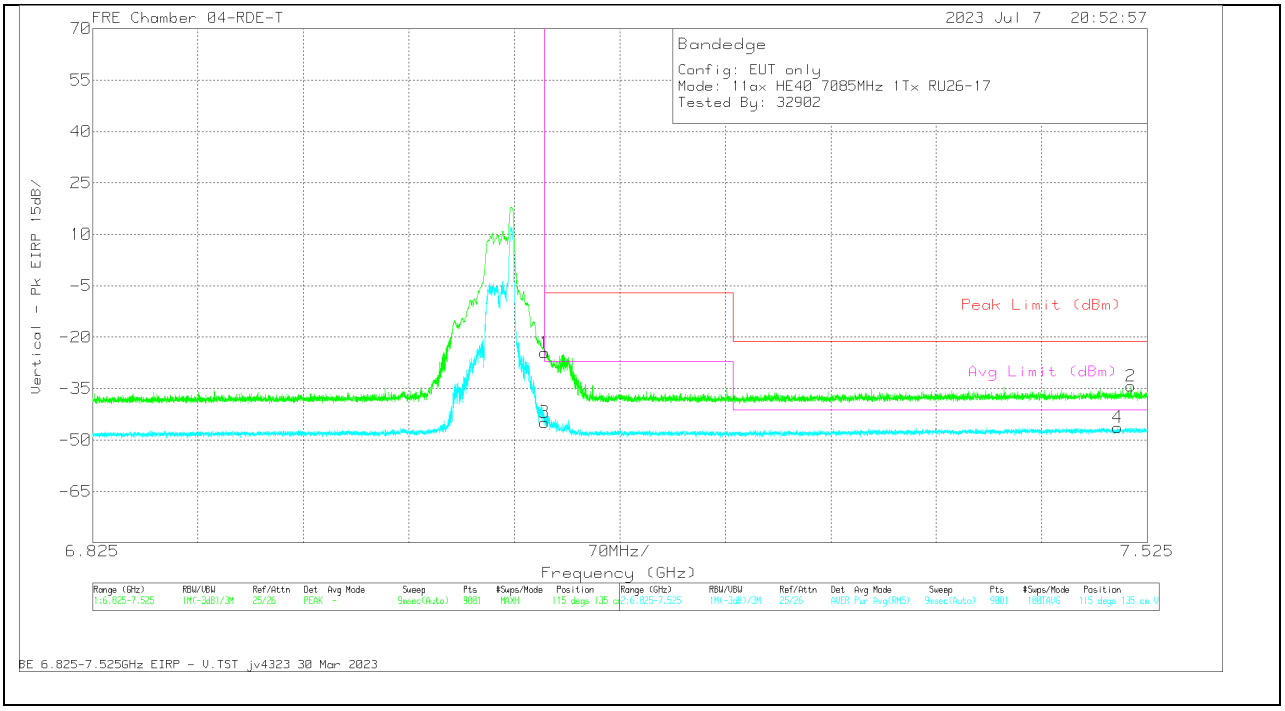

Marker	Frequency (GHz)	Meter Reading (dBm)	Det	226673 ACF (dB) 3mH	Conversion Factor (dB)	DCCF (dB)	Gain/Loss (dB)	Corrected Reading EIRP	Peak Limit (dBm)	PK Margin (dB)	Avg Limit (dBm)	RMS Margin (dB)	Azimuth (Degs)	Height (cm)	Polarity
2	7.51427	-48.5	Pk	35.7	11.8	0	-33.26	-34.26	-21.2	-13.06	-	-	115	135	V
4	7.50532	-61.12	RMS	35.7	11.8	0.51	-33.29	-46.4	-	-	-41.2	-5.2	115	135	V
1	7.125	-37.8	Pk	35.6	11.8	0	-34.14	-24.54	-7	-17.54	-	-	115	135	V
3	7.125	-58.68	RMS	35.6	11.8	0.51	-34.14	-44.91	-	-	-27	-17.91	115	135	V

Pk - Peak detector
RMS - RMS detection

UL VERIFICATION SERVICES
47173 Benicia Street, Fremont, CA 94538; USA TEL:(510) 319-4000 FAX:(510) 661-0888
This report shall not be reproduced except in full, without the written approval of UL VERIFICATION SERVICES

2TX Antenna 6 + Antenna 5 OFDMA MODE: 26-Tones, RU Index 17

BANDEDGE (HIGH CHANNEL)

HORIZONTAL RESULT (7085MHz)

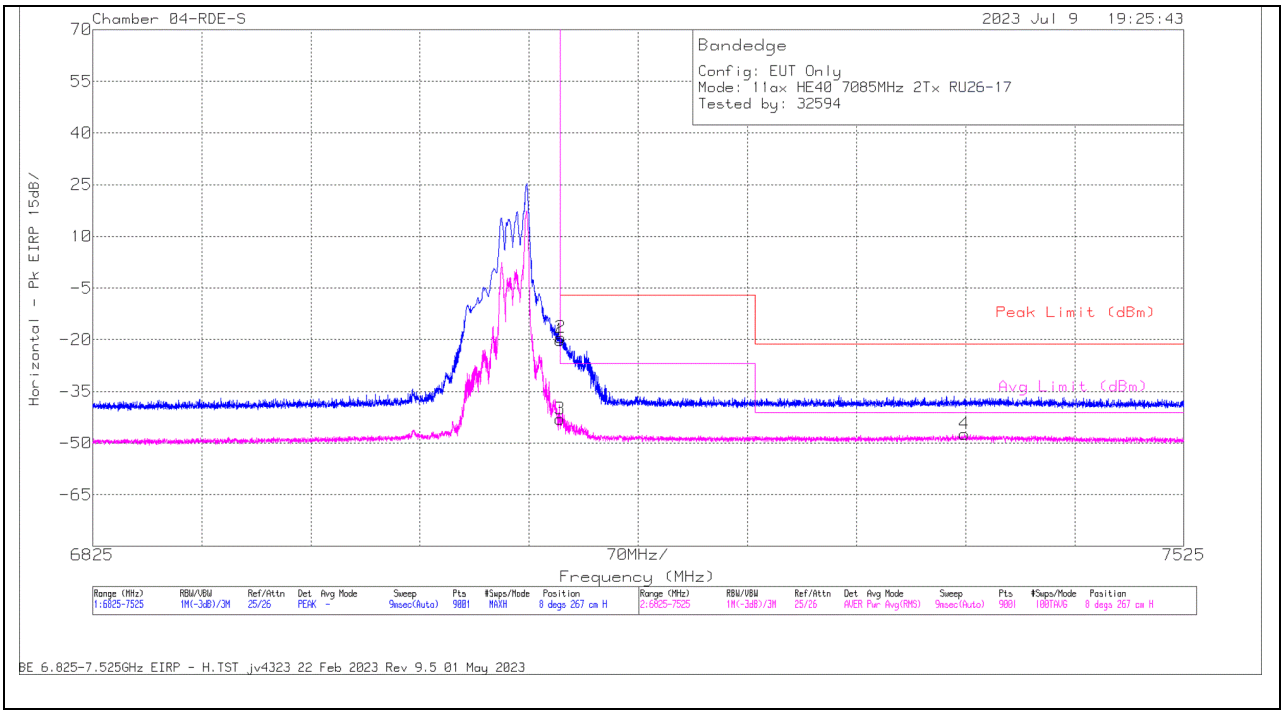

Marker	Frequency (MHz)	Meter Reading (dBm)	Det	200784 ACF (dB) 3mH	Conversion Factor (dB)	DCCF (dB)	Gain/Loss (dB)	Corrected Reading EIRP	Peak Limit (dBm)	PK Margin (dB)	Avg Limit (dBm)	RMS Margin (dB)	Azimuth (Degs)	Height (cm)	Polarity
1	7125	-31.2	Pk	35.7	11.8	0	-36.38	-20.08	-7	-13.08	-	-	8	267	H
3	7125	-54.65	RMS	35.7	11.8	.51	-36.38	-43.02	-	-	-27	-16.02	8	267	H
2	7125.223	-30.4	Pk	35.7	11.8	0	-36.38	-19.28	-7	-12.28	-	-	8	267	H
4	7384.146	-59.18	RMS	35.7	11.8	.51	-36.19	-47.36	-	-	-41.2	-6.16	8	267	H

Pk - Peak detector
RMS - RMS detection

UL VERIFICATION SERVICES
47173 Benicia Street, Fremont, CA 94538; USA TEL:(510) 319-4000 FAX:(510) 661-0888
This report shall not be reproduced except in full, without the written approval of UL VERIFICATION SERVICES

VERTICAL RESULT

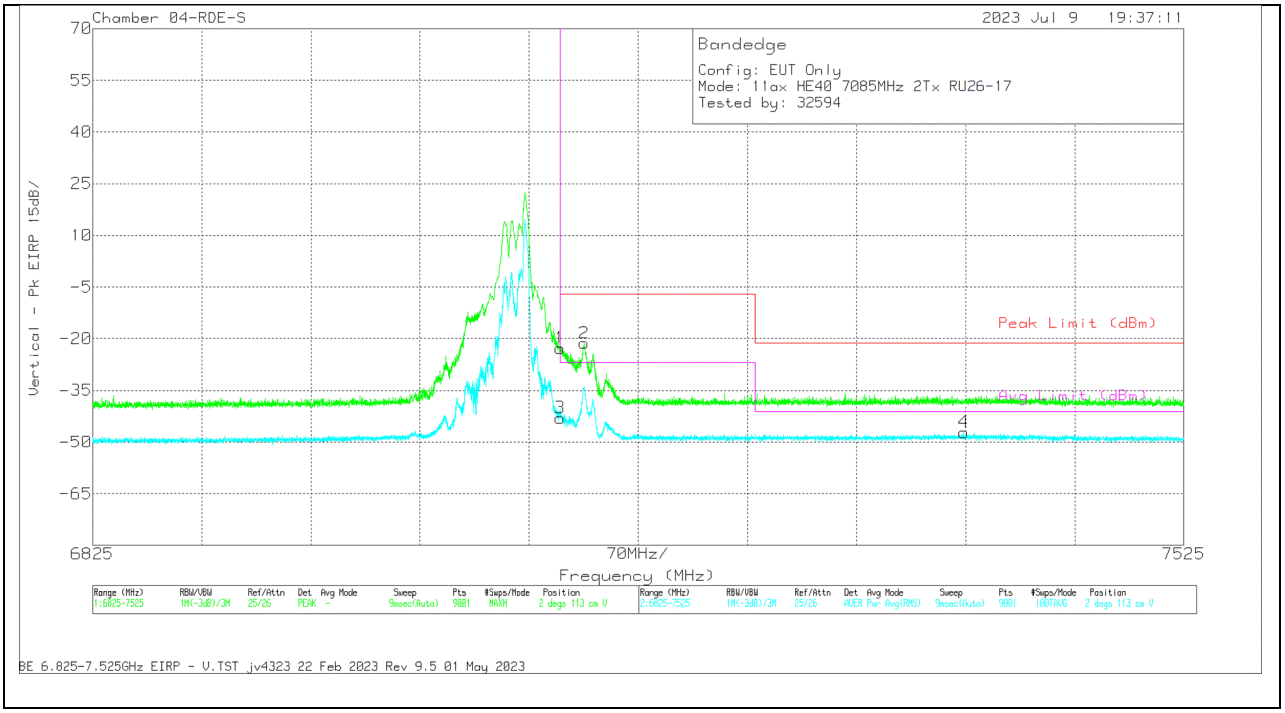

Marker	Frequency (MHz)	Meter Reading (dBm)	Det	200784 ACF (dB) 3mH	Conversion Factor (dB)	DCCF (dB)	Gain/Loss (dB)	Corrected Reading EIRP	Peak Limit (dBm)	PK Margin (dB)	Avg Limit (dBm)	RMS Margin (dB)	Azimuth (Degs)	Height (cm)	Polarity
1	7125	-33.91	Pk	35.7	11.8	0	-36.38	-22.79	-7	-15.79	-	-	2	113	V
3	7125	-54.63	RMS	35.7	11.8	.51	-36.38	-43	-	-	-27	-16	2	113	V
2	7140.234	-32.45	Pk	35.7	11.8	0	-36.37	-21.32	-7	-14.32	-	-	2	113	V
4	7383.757	-59	RMS	35.7	11.8	.51	-36.19	-47.18	-	-	-41.2	-5.98	2	113	V

Pk - Peak detector
RMS - RMS detection

UL VERIFICATION SERVICES
47173 Benicia Street, Fremont, CA 94538; USA TEL:(510) 319-4000 FAX:(510) 661-0888
This report shall not be reproduced except in full, without the written approval of UL VERIFICATION SERVICES

1TX Antenna 6: SU

BANDEDGE (HIGH CHANNEL)

HORIZONTAL RESULT (7085MHz)

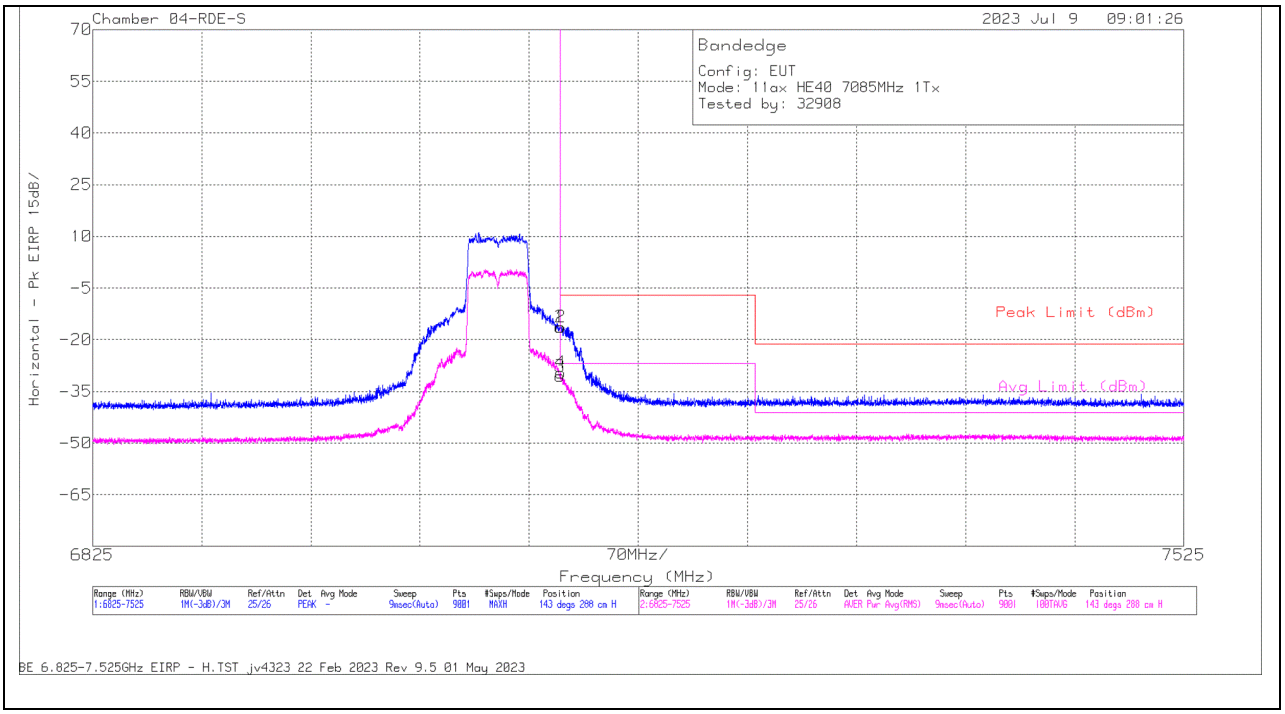

Marker	Frequency (MHz)	Meter Reading (dBm)	Det	200784 ACF (dB) 3mH	Conversion Factor (dB)	DCCF (dB)	Gain/Loss (dB)	Corrected Reading EIRP	Peak Limit (dBm)	PK Margin (dB)	Avg Limit (dBm)	RMS Margin (dB)	Azimuth (Degs)	Height (cm)	Polarity
1	7125	-27.53	Pk	35.7	11.8	0	-36.38	-16.41	-7	-9.41	-	-	143	288	H
3	7125	-42.55	RMS	35.7	11.8	0.34	-36.38	-31.09	-	-	-27	-4.09	143	288	H
4	7125.3	-41.56	RMS	35.7	11.8	0.34	-36.38	-30.1	-	-	-27	-3.1	143	288	H
2	7125.46	-27.38	Pk	35.7	11.8	0	-36.38	-16.26	-7	-9.26	-	-	143	288	H

Pk - Peak detector
RMS - RMS detection

UL VERIFICATION SERVICES
47173 Benicia Street, Fremont, CA 94538; USA TEL:(510) 319-4000 FAX:(510) 661-0888
This report shall not be reproduced except in full, without the written approval of UL VERIFICATION SERVICES

VERTICAL RESULT

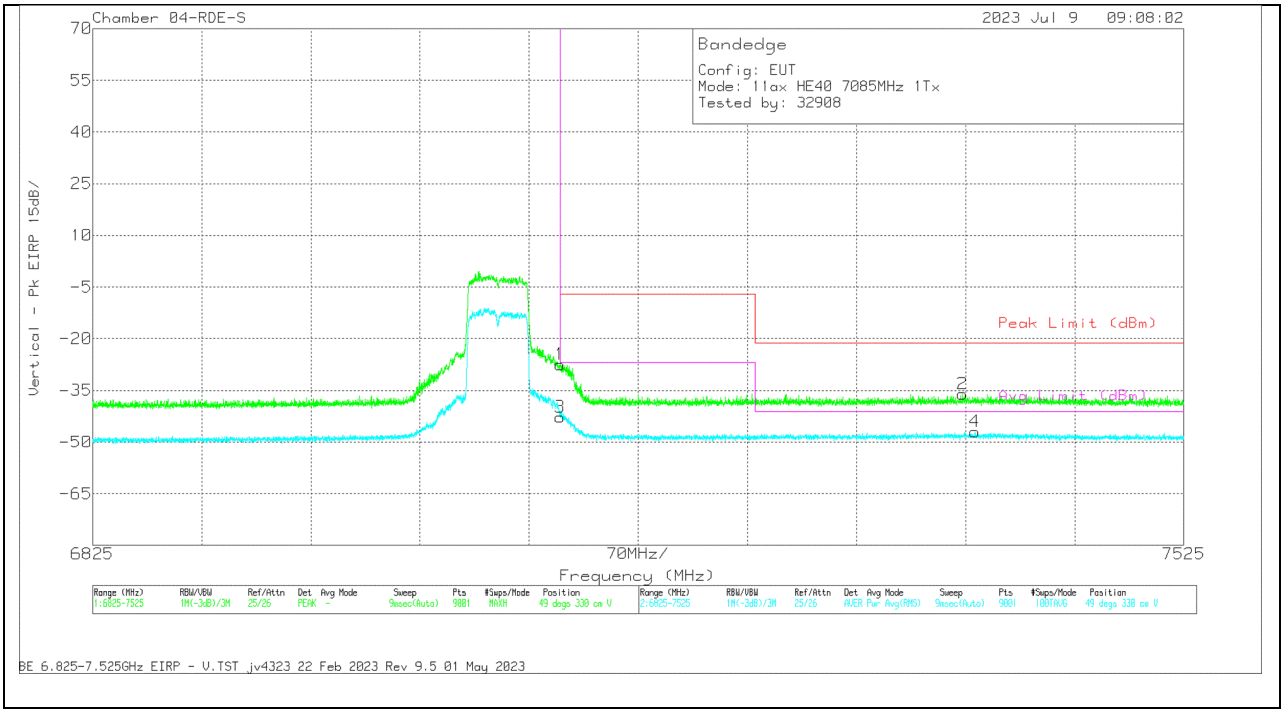

Marker	Frequency (MHz)	Meter Reading (dBm)	Det	200784 ACF (dB) 3mH	Conversion Factor (dB)	DCCF (dB)	Gain/Loss (dB)	Corrected Reading EIRP	Peak Limit (dBm)	PK Margin (dB)	Avg Limit (dBm)	RMS Margin (dB)	Azimuth (Degs)	Height (cm)	Polarity
1	7125	-38.56	Pk	35.7	11.8	0	-36.38	-27.44	-7	-20.44	-	-	49	330	V
3	7125	-54.68	RMS	35.7	11.8	0.34	-36.38	-43.22	-	-	-27	-16.22	49	330	V
2	7383.14	-47.35	Pk	35.7	11.8	0	-36.21	-36.06	-21.2	-14.86	-	-	49	330	V
4	7390.99	-59.05	RMS	35.7	11.8	0.34	-36.18	-47.39	-	-	-41.2	-6.19	49	330	V

Pk - Peak detector
RMS - RMS detection

UL VERIFICATION SERVICES
47173 Benicia Street, Fremont, CA 94538; USA TEL:(510) 319-4000 FAX:(510) 661-0888
This report shall not be reproduced except in full, without the written approval of UL VERIFICATION SERVICES

1TX Antenna 5: SU

BANDEDGE (HIGH CHANNEL)

HORIZONTAL RESULT (7085MHz)

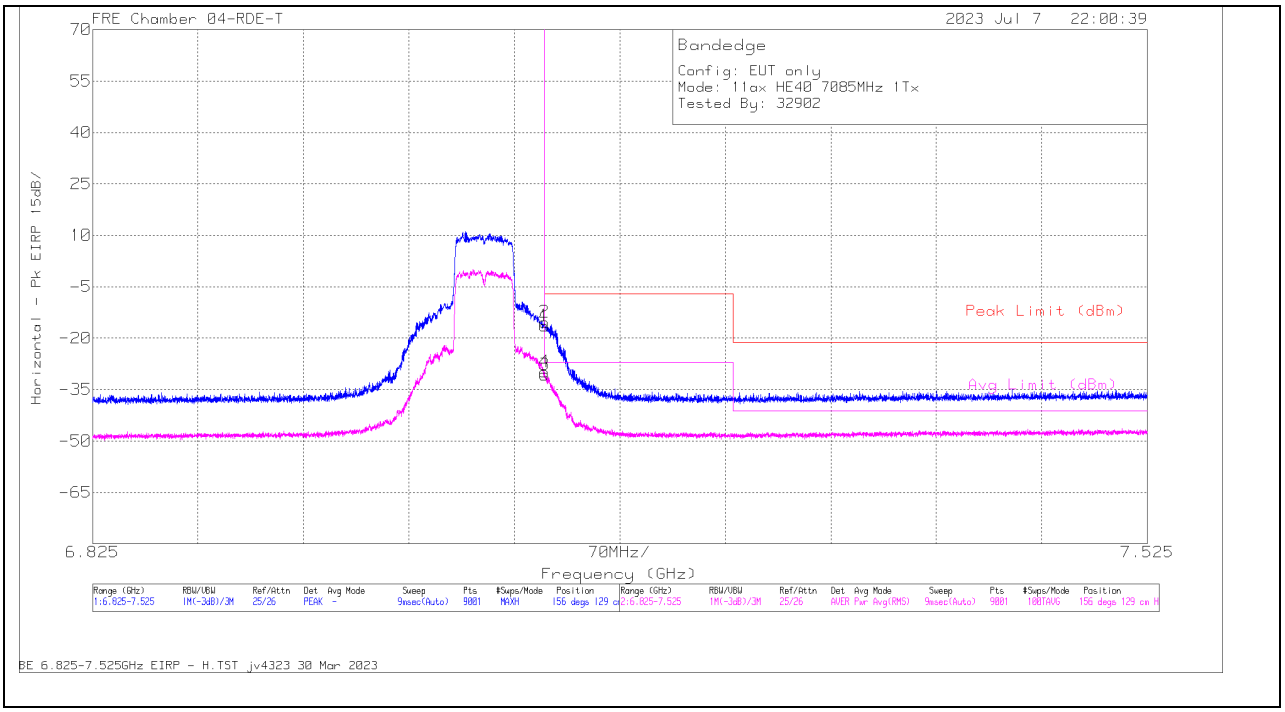

Marker	Frequency (GHz)	Meter Reading (dBm)	Det	226673 ACF (dB) 3mH	Conversion Factor (dB)	DCCF (dB)	Gain/Loss (dB)	Corrected Reading EIRP	Peak Limit (dBm)	PK Margin (dB)	Avg Limit (dBm)	RMS Margin (dB)	Azimuth (Degs)	Height (cm)	Polarity
1	7.125	-29.63	Pk	35.6	11.8	0	-34.14	-16.37	-7	-9.37	-	-	156	129	H
3	7.125	-44.21	RMS	35.6	11.8	0.34	-34.14	-30.61	-	-	-27	-3.61	156	129	H
2	7.12507	-28.55	Pk	35.6	11.8	0	-34.14	-15.29	-7	-8.29	-	-	156	129	H
4	7.12507	-43.42	RMS	35.6	11.8	0.34	-34.14	-29.82	-	-	-27	-2.82	156	129	H

Pk - Peak detector
RMS - RMS detection

UL VERIFICATION SERVICES
47173 Benicia Street, Fremont, CA 94538; USA TEL:(510) 319-4000 FAX:(510) 661-0888
This report shall not be reproduced except in full, without the written approval of UL VERIFICATION SERVICES

VERTICAL RESULT

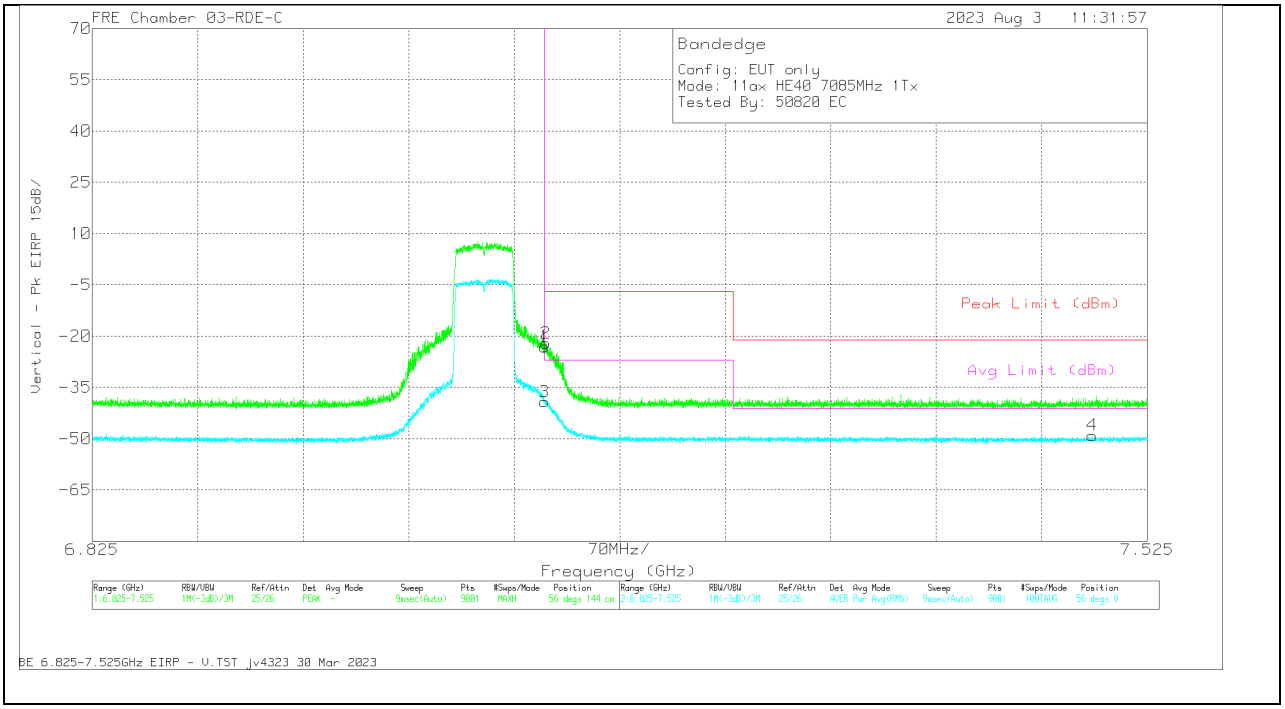

Marker	Frequency (GHz)	Meter Reading (dBm)	Det	226672 ACF (dB) 3mH	Conversion Factor (dB)	DCCF (dB)	Gain/Loss (dB)	Corrected Reading EIRP	Peak Limit (dBm)	PK Margin (dB)	Avg Limit (dBm)	RMS Margin (dB)	Azimuth (Degs)	Height (cm)	Polarity
4	7.488524	-59.97	RMS	35.8	11.8	0.34	-37	-49.03	-	-	-41.2	-7.83	56	144	V
1	7.125	-33.65	Pk	35.7	11.8	0	-36.9	-23.05	-7	-16.05	-	-	56	144	V
3	7.125	-50.11	RMS	35.7	11.8	0.34	-36.9	-39.17	-	-	-27	-12.17	56	144	V
2	7.12592	-32.68	Pk	35.7	11.8	0	-36.9	-22.08	-7	-15.08	-	-	56	144	V

Pk - Peak detector
RMS - RMS detection

UL VERIFICATION SERVICES
47173 Benicia Street, Fremont, CA 94538; USA TEL:(510) 319-4000 FAX:(510) 661-0888
This report shall not be reproduced except in full, without the written approval of UL VERIFICATION SERVICES

2TX Antenna 6 + Antenna 5 OFDMA MODE: SU

BANDEDGE (HIGH CHANNEL)

HORIZONTAL RESULT (7085MHz)

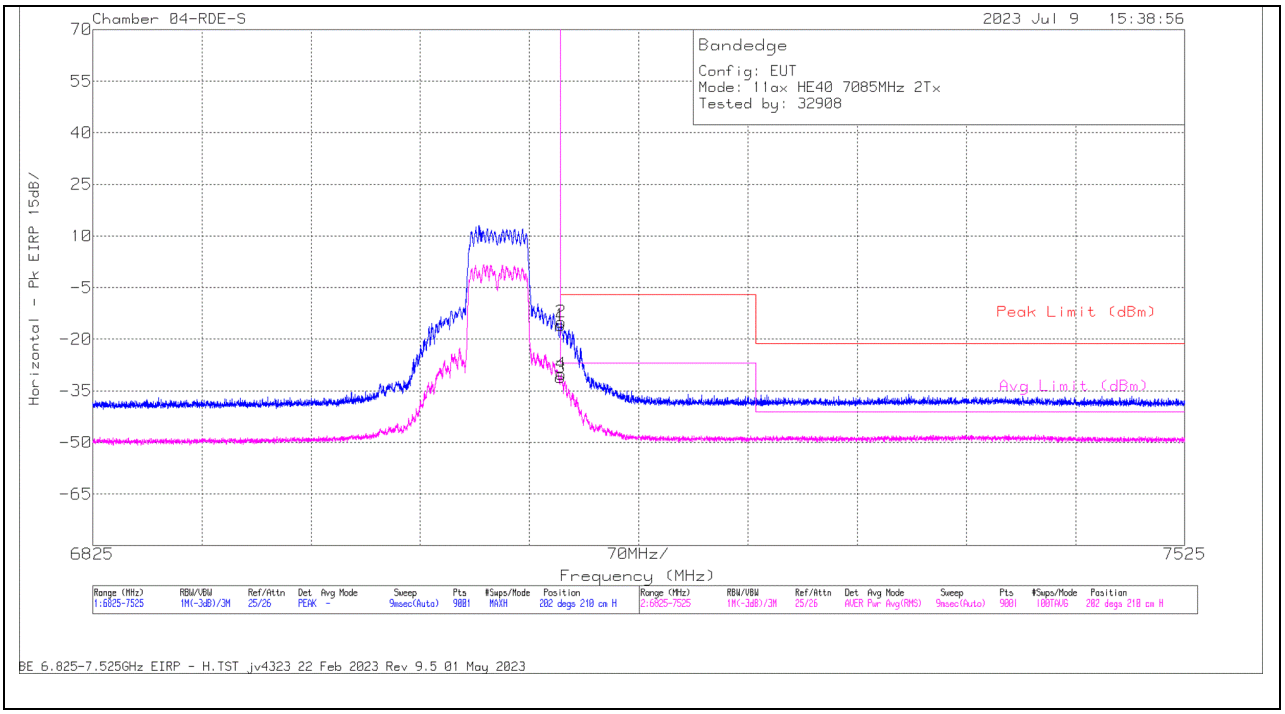

Marker	Frequency (MHz)	Meter Reading (dBm)	Det	200784 ACF (dB) 3mH	Conversion Factor (dB)	DCCF (dB)	Gain/Loss (dB)	Corrected Reading EIRP	Peak Limit (dBm)	PK Margin (dB)	Avg Limit (dBm)	RMS Margin (dB)	Azimuth (Degs)	Height (cm)	Polarity
1	7125	-27.08	Pk	35.7	11.8	0	-36.38	-15.96	-7	-8.96	-	-	202	210	H
3	7125	-42.62	RMS	35.7	11.8	.34	-36.38	-31.16	-	-	-27	-4.16	202	210	H
2	7125.145	-26.15	Pk	35.7	11.8	0	-36.38	-15.03	-7	-8.03	-	-	202	210	H
4	7125.223	-41.65	RMS	35.7	11.8	.34	-36.38	-30.19	-	-	-27	-3.19	202	210	H

Pk - Peak detector
RMS - RMS detection

UL VERIFICATION SERVICES
47173 Benicia Street, Fremont, CA 94538; USA TEL:(510) 319-4000 FAX:(510) 661-0888
This report shall not be reproduced except in full, without the written approval of UL VERIFICATION SERVICES

VERTICAL RESULT

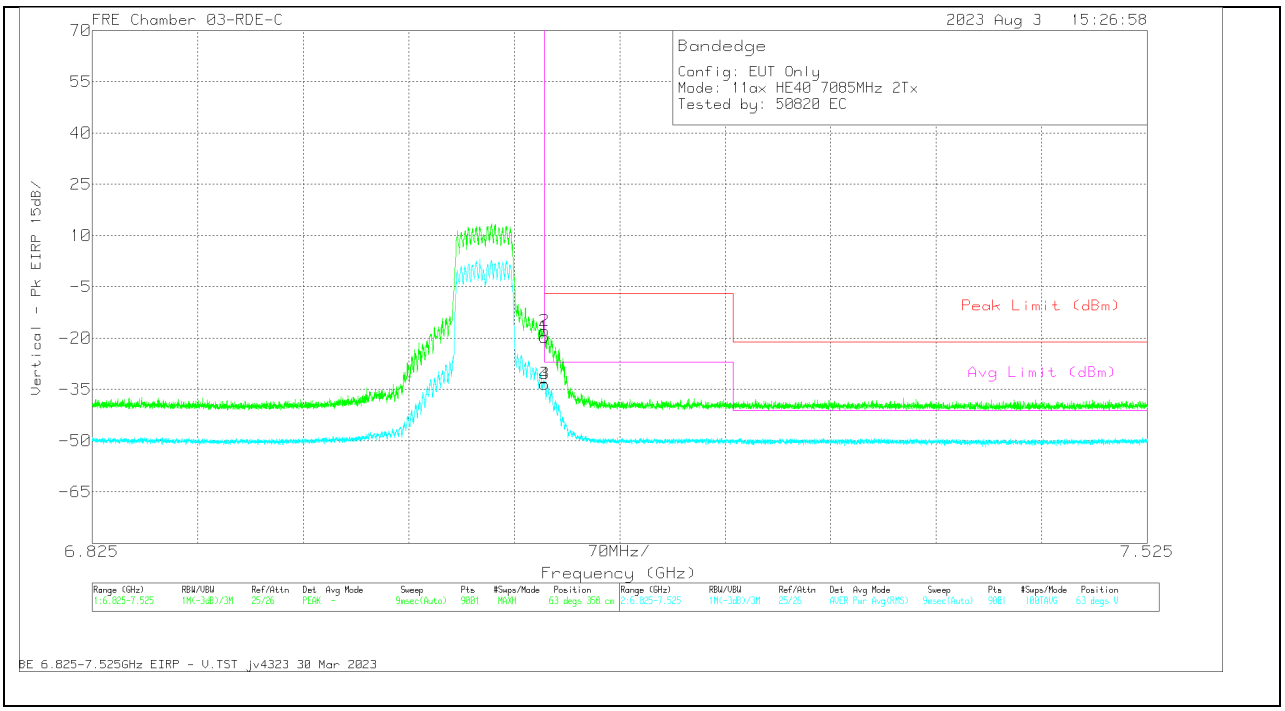

Marker	Frequency (GHz)	Meter Reading (dBm)	Det	226672 ACF (dB) 3mH	Conversion Factor (dB)	DCCF (dB)	Gain/Loss (dB)	Corrected Reading EIRP	Peak Limit (dBm)	PK Margin (dB)	Avg Limit (dBm)	RMS Margin (dB)	Azimuth (Degs)	Height (cm)	Polarity
1	7.125	-30.32	Pk	35.7	11.8	0	-36.9	-19.72	-7	-12.72	-	-	63	358	V
3	7.125	-44.31	RMS	35.7	11.8	.34	-36.9	-33.37	-	-	-27	-6.37	63	358	V
2	7.125223	-28.45	Pk	35.7	11.8	0	-36.9	-17.85	-7	-10.85	-	-	63	358	V
4	7.125223	-44.42	RMS	35.7	11.8	.34	-36.9	-33.48	-	-	-27	-6.48	63	358	V

Pk - Peak detector
RMS - RMS detection

UL VERIFICATION SERVICES
47173 Benicia Street, Fremont, CA 94538; USA TEL:(510) 319-4000 FAX:(510) 661-0888
This report shall not be reproduced except in full, without the written approval of UL VERIFICATION SERVICES

2TX Antenna 6 + Antenna 5 OFDMA MODE: SU Mode

HARMONICS AND SPURIOUS EMISSIONS

STRADDLE CHANNEL

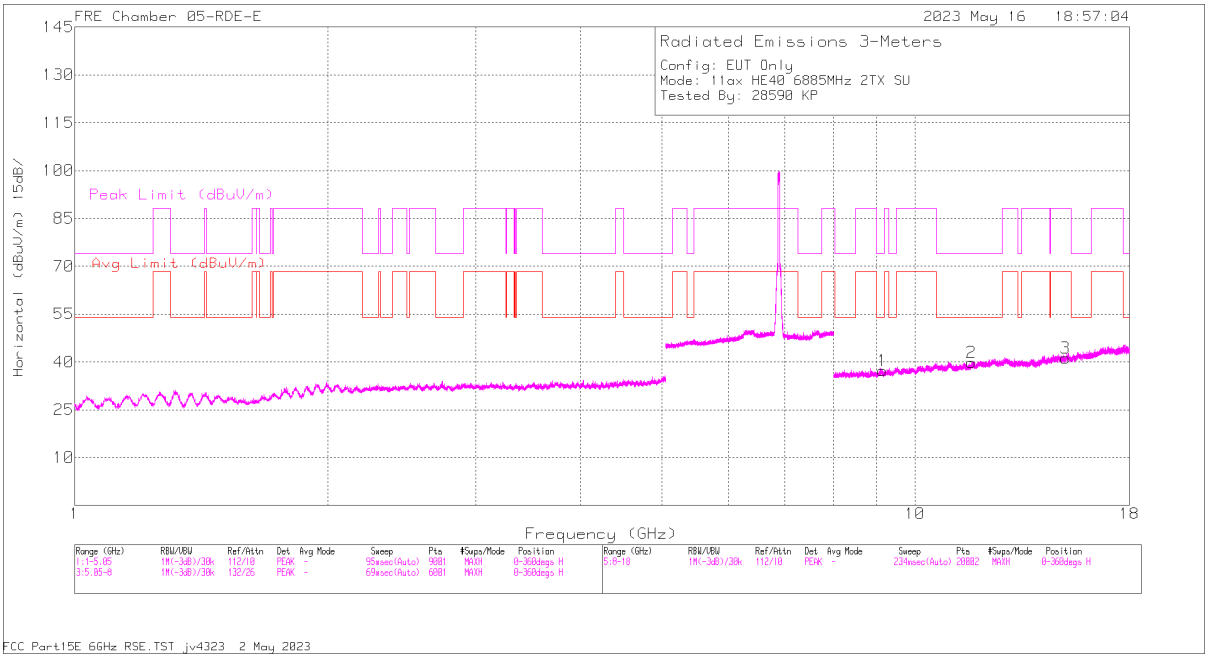

HORIZONTAL

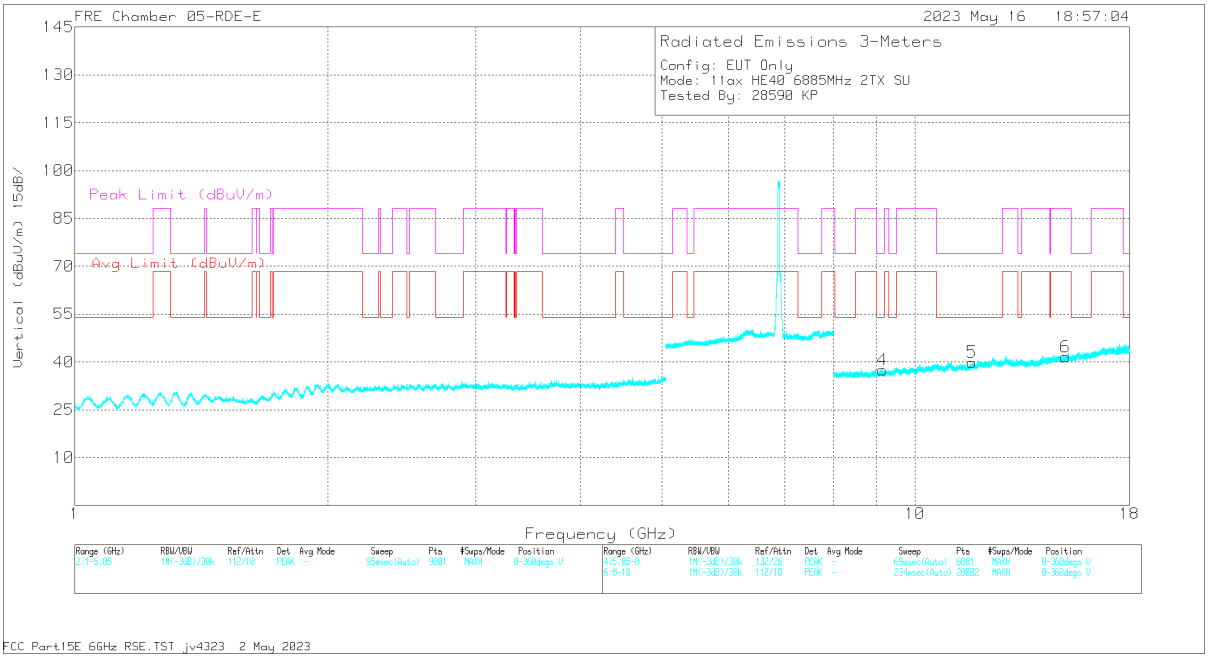

VERTICAL

UL VERIFICATION SERVICES
47173 Benicia Street, Fremont, CA 94538; USA TEL:(510) 319-4000 FAX:(510) 661-0888

This report shall not be reproduced except in full, without the written approval of UL VERIFICATION SERVICES

RADIATED EMISSIONS

Marker	Frequency (GHz)	Meter Reading (dBuV)	Det	226671 ACF (dB) 3mH	DCCF (dB)	Gain/Loss (dB)	Corrected Reading (dBuV/m)	Avg Limit (dBuV/m)	Margin (dB)	Peak Limit (dBuV/m)	PK Margin (dB)	Azimuth (Degs)	Height (cm)	Polarity
1	9.1408	56.59	PK-U	36.2	0	-45.02	47.77	-	-	74	-26.23	3	101	H
	9.14279	44.2	ADR	36.2	0	-44.98	35.42	54	-18.58	-	-	3	101	H
2	11.6758	54.36	PK-U	38.2	0	-43.36	49.2	-	-	74	-24.8	3	101	H
	11.6758	43.16	ADR	38.2	0	-43.36	38	54	-16	-	-	3	101	H
4	9.14094	55.88	PK-U	36.2	0	-45.01	47.07	-	-	74	-26.93	3	200	V
	9.14169	44.32	ADR	36.2	0	-45	35.52	54	-18.48	-	-	3	200	V
5	11.69	55.3	PK-U	38.3	0	-43.45	50.15	-	-	74	-23.85	3	200	V
	11.6883	43.11	ADR	38.3	0	-43.43	37.98	54	-16.02	-	-	3	200	V
3	15.1015	43.69	ADR	39.8	0	-43.72	39.77	68.2	-28.43	-	-	3	200	H
	15.1031	56.1	PK-U	39.8	0	-43.7	52.2	-	-	88.2	-36	3	200	H
6	15.1111	55.22	PK-U	39.8	0	-43.82	51.2	-	-	88.2	-37	3	101	V
	15.1129	43.44	ADR	39.8	0	-43.78	39.46	68.2	-28.74	-	-	3	101	V

PK-U - U-NII: Maximum Peak
ADR - U-NII AD primary method, RMS average

UL VERIFICATION SERVICES
47173 Benicia Street, Fremont, CA 94538; USA TEL:(510) 319-4000 FAX:(510) 661-0888
This report shall not be reproduced except in full, without the written approval of UL VERIFICATION SERVICES

LOW CHANNEL

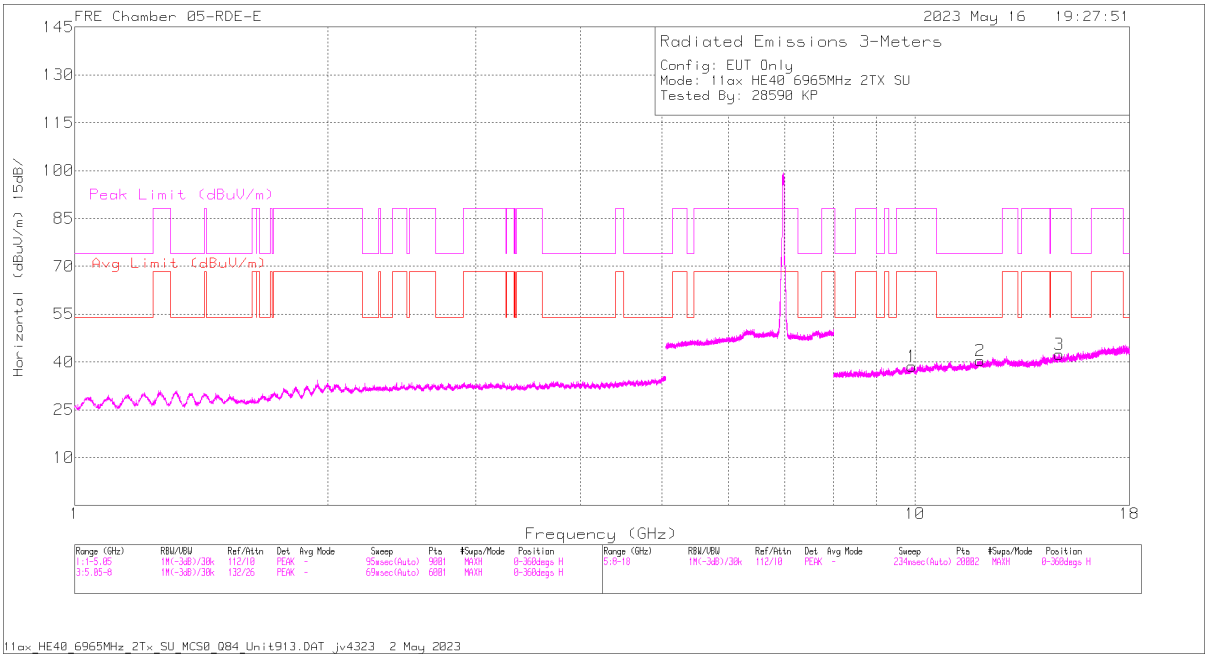

HORIZONTAL

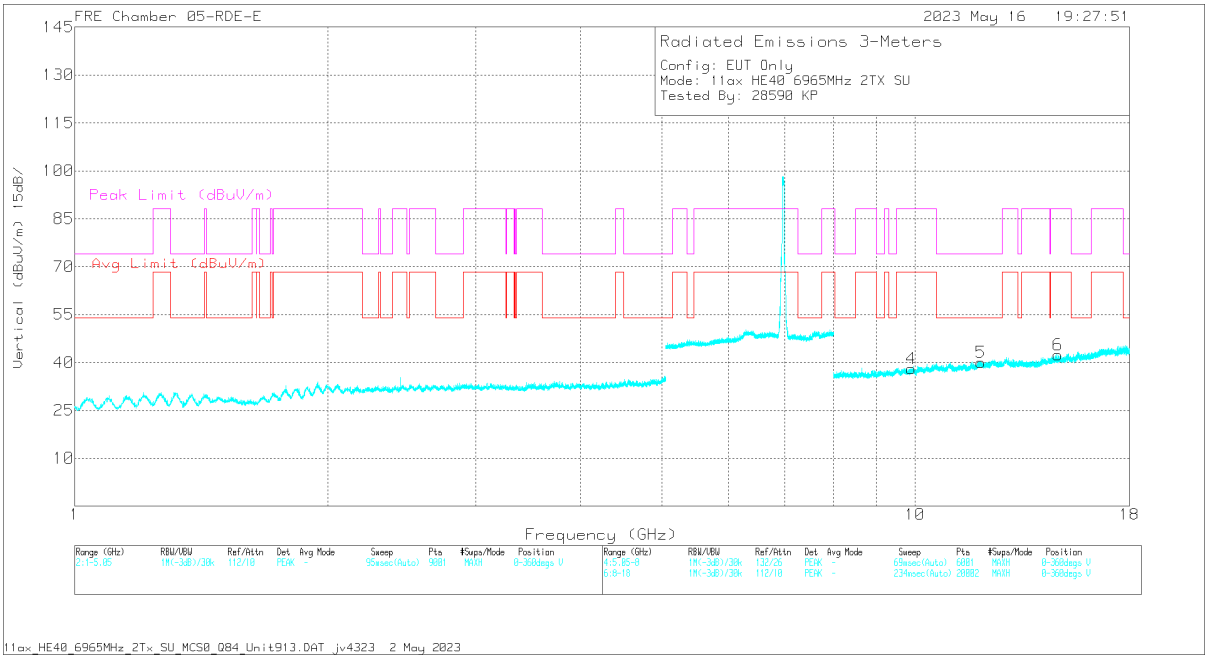

VERTICAL

UL VERIFICATION SERVICES
47173 Benicia Street, Fremont, CA 94538; USA TEL:(510) 319-4000 FAX:(510) 661-0888
This report shall not be reproduced except in full, without the written approval of UL VERIFICATION SERVICES

RADIATED EMISSIONS

Marker	Frequency (GHz)	Meter Reading (dBuV)	Det	226671 ACF (dB) 3mH	DCCF (dB)	Gain/Loss (dB)	Corrected Reading (dBuV/m)	Avg Limit (dBuV/m)	Margin (dB)	Peak Limit (dBuV/m)	PK Margin (dB)	Azimuth (Degs)	Height (cm)	Polarity
2	11.9594	54.21	PK-U	38.6	0	-43.58	49.23	-	-	74	-24.77	360	200	H
	11.9569	42.5	ADR	38.6	0	-43.62	37.48	54	-16.52	-	-	360	200	H
5	11.9789	54.18	PK-U	38.6	0	-43.52	49.26	-	-	74	-24.74	360	101	V
	11.9808	42.64	ADR	38.6	0	-43.59	37.65	54	-16.35	-	-	360	101	V
4	9.90546	46.28	ADR	37.1	0	-47.17	36.21	68.2	-31.99	-	-	360	101	V
	9.90819	57.74	PK-U	37.1	0	-47.17	47.67	-	-	88.2	-40.53	360	101	V
1	9.91371	46.42	ADR	37.1	0	-47.01	36.51	68.2	-31.69	-	-	360	200	H
	9.91514	57.97	PK-U	37.1	0	-47	48.07	-	-	88.2	-40.13	360	200	H
6	14.808	55.99	PK-U	39.7	0	-43.76	51.93	-	-	88.2	-36.27	360	200	V
	14.811	43.59	ADR	39.7	0	-43.68	39.61	68.2	-28.59	-	-	360	200	V
3	14.8403	55.29	PK-U	39.8	0	-44.23	50.86	-	-	88.2	-37.34	360	200	H
	14.8412	43.93	ADR	39.8	0	-44.25	39.48	68.2	-28.72	-	-	360	200	H

PK-U - U-NII: Maximum Peak
ADR - U-NII AD primary method, RMS average

UL VERIFICATION SERVICES
47173 Benicia Street, Fremont, CA 94538; USA TEL:(510) 319-4000 FAX:(510) 661-0888
This report shall not be reproduced except in full, without the written approval of UL VERIFICATION SERVICES

HIGH CHANNEL

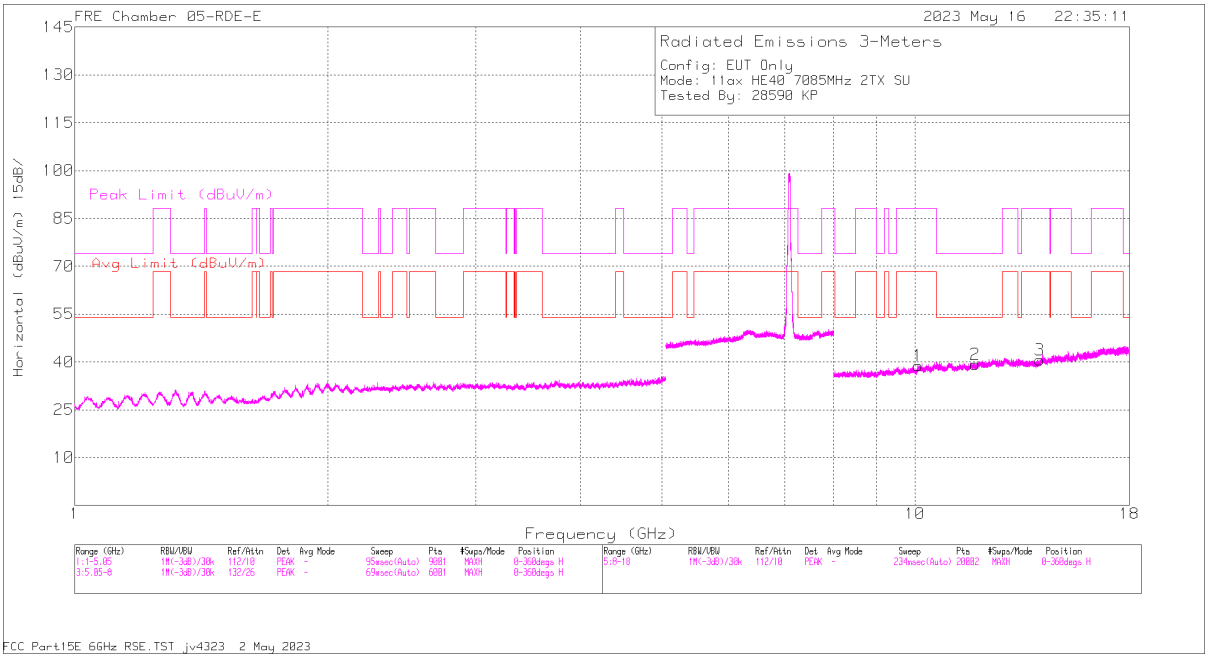

HORIZONTAL

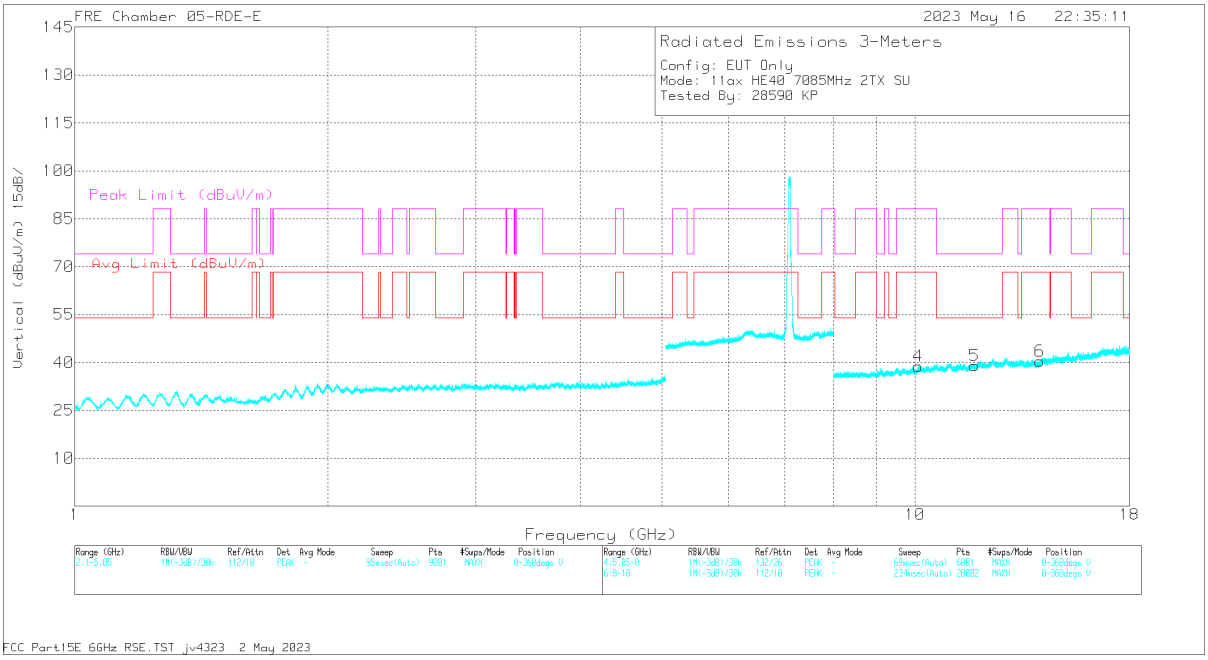

VERTICAL

UL VERIFICATION SERVICES
47173 Benicia Street, Fremont, CA 94538; USA TEL:(510) 319-4000 FAX:(510) 661-0888
This report shall not be reproduced except in full, without the written approval of UL VERIFICATION SERVICES

RADIATED EMISSIONS

Marker	Frequency (GHz)	Meter Reading (dBuV)	Det	226671 ACF (dB) 3mH	DCCF (dB)	Gain/Loss (dB)	Corrected Reading (dBuV/m)	Avg Limit (dBuV/m)	Margin (dB)	Peak Limit (dBuV/m)	PK Margin (dB)	Azimuth (Degs)	Height (cm)	Polarity
2	11.8009	54.84	PK-U	38.5	0	-43.86	49.48	-	-	74	-24.52	360	101	H
	11.7994	43.06	ADR	38.5	0	-43.86	37.7	54	-16.3	-	-	360	101	H
5	11.7786	54.66	PK-U	38.4	0	-43.88	49.18	-	-	74	-24.82	360	200	V
	11.7783	43.3	ADR	38.4	0	-43.88	37.82	54	-16.18	-	-	360	200	V
4	10.0918	57.89	PK-U	37.3	0	-47.02	48.17	-	-	88.2	-40.03	360	101	V
	10.0926	46.43	ADR	37.3	0	-47.05	36.68	68.2	-31.52	-	-	360	101	V
1	10.0932	46.32	ADR	37.3	0	-47.07	36.55	68.2	-31.65	-	-	360	101	H
	10.096	58.19	PK-U	37.3	0	-47.14	48.35	-	-	88.2	-39.85	360	101	H
6	14.07	44.18	ADR	38.8	0	-44.45	38.53	68.2	-29.67	-	-	360	200	V
	14.0714	56.28	PK-U	38.8	0	-44.39	50.69	-	-	88.2	-37.51	360	200	V
3	14.091	44.16	ADR	38.9	0	-44.43	38.63	68.2	-29.57	-	-	360	199	H
	14.0913	55.67	PK-U	38.9	0	-44.45	50.12	-	-	88.2	-38.08	360	199	H

PK-U - U-NII: Maximum Peak
ADR - U-NII AD primary method, RMS average

UL VERIFICATION SERVICES
47173 Benicia Street, Fremont, CA 94538; USA TEL:(510) 319-4000 FAX:(510) 661-0888
This report shall not be reproduced except in full, without the written approval of UL VERIFICATION SERVICES

1.1.15. TX ABOVE 1 GHz 802.11ax HE80 MODE IN THE UNII-8 BAND

2TX Antenna 6 + Antenna 5 OFDMA MODE: 26-Tones, RU Index 0

HARMONIC AND SPURIOUS EMISSIONS

LOW CHANNEL

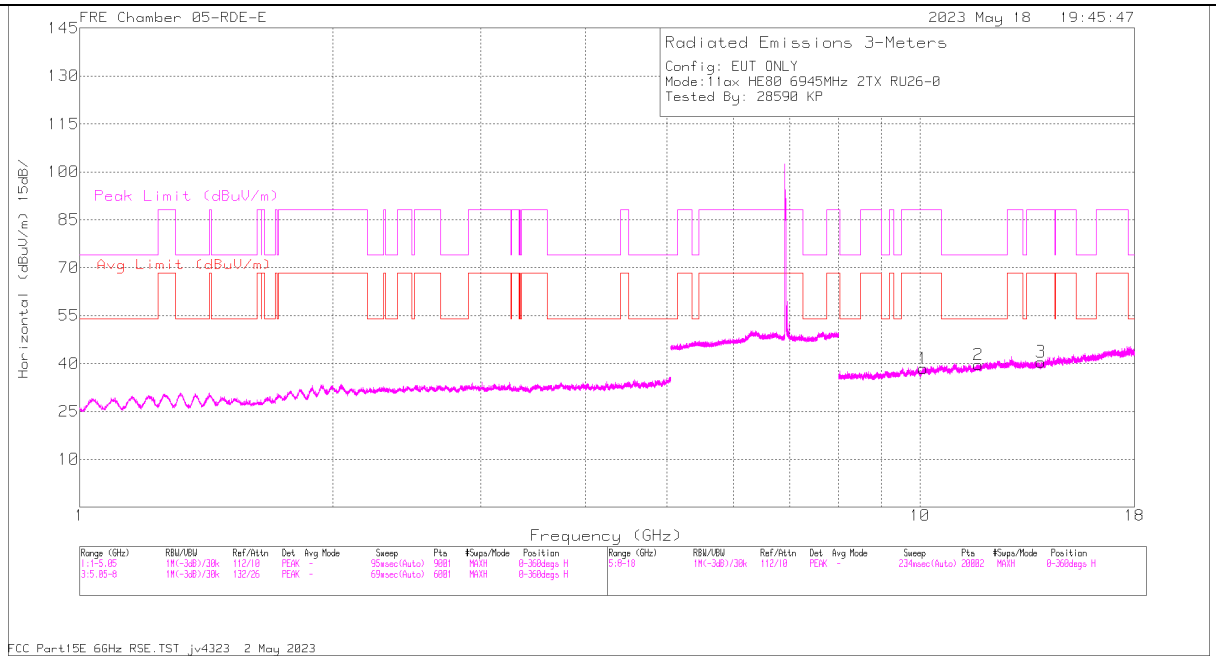

HORIZONTAL

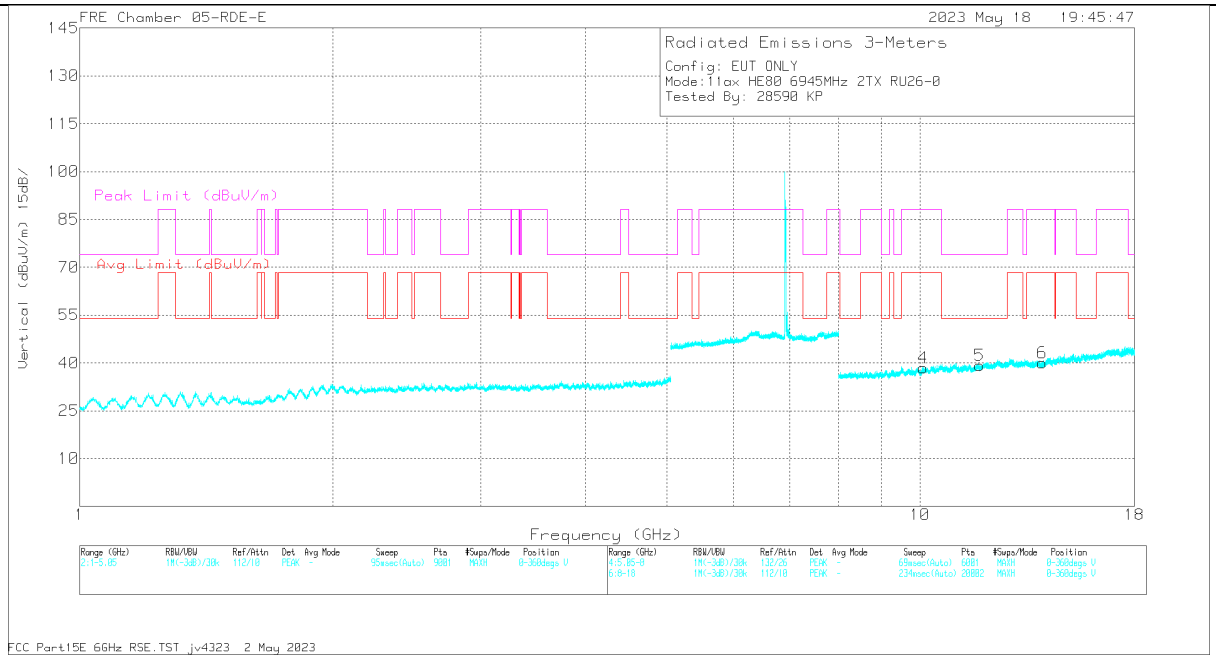

VERTICAL

UL VERIFICATION SERVICES
47173 Benicia Street, Fremont, CA 94538; USA TEL:(510) 319-4000 FAX:(510) 661-0888
This report shall not be reproduced except in full, without the written approval of UL VERIFICATION SERVICES

RADIATED EMISSIONS

Marker	Frequency (GHz)	Meter Reading (dBuV)	Det	226671 ACF (dB) 3mH	DCCF (dB)	Gain/Loss (dB)	Corrected Reading (dBuV/m)	Avg Limit (dBuV/m)	Margin (dB)	Peak Limit (dBuV/m)	PK Margin (dB)	Azimuth (Degs)	Height (cm)	Polarity
1	10.0821	57.92	PK-U	37.3	0	-47.23	47.99	-	-	88.2	-40.21	3	200	H
	10.0799	46.53	ADR	37.3	0	-47.21	36.62	68.2	-31.58	-	-	3	200	H
2	11.7422	54.66	PK-U	38.4	0	-43.41	49.65	-	-	74	-24.35	3	101	H
	11.7436	43.29	ADR	38.4	0	-43.43	38.26	54	-15.74	-	-	3	101	H
3	13.9376	55.59	PK-U	38.7	0	-44.93	49.36	-	-	88.2	-38.84	3	200	H
	13.9382	44.3	ADR	38.7	0	-44.93	38.07	68.2	-30.13	-	-	3	200	H
4	10.0956	59.34	PK-U	37.3	0	-47.15	49.49	-	-	88.2	-38.71	3	200	V
	10.0958	46.3	ADR	37.3	0	-47.14	36.46	68.2	-31.74	-	-	3	200	V
5	11.7767	54.84	PK-U	38.4	0	-43.87	49.37	-	-	74	-24.63	3	200	V
	11.7764	43.21	ADR	38.4	0	-43.86	37.75	54	-16.25	-	-	3	200	V
6	13.9723	55.25	PK-U	38.7	0	-44.82	49.13	-	-	88.2	-39.07	3	101	V
	13.9734	43.99	ADR	38.7	0	-44.82	37.87	68.2	-30.33	-	-	3	101	V

PK-U - U-NII: Maximum Peak
ADR - U-NII AD primary method, RMS average

UL VERIFICATION SERVICES
47173 Benicia Street, Fremont, CA 94538; USA TEL:(510) 319-4000 FAX:(510) 661-0888
This report shall not be reproduced except in full, without the written approval of UL VERIFICATION SERVICES

HIGH CHANNEL

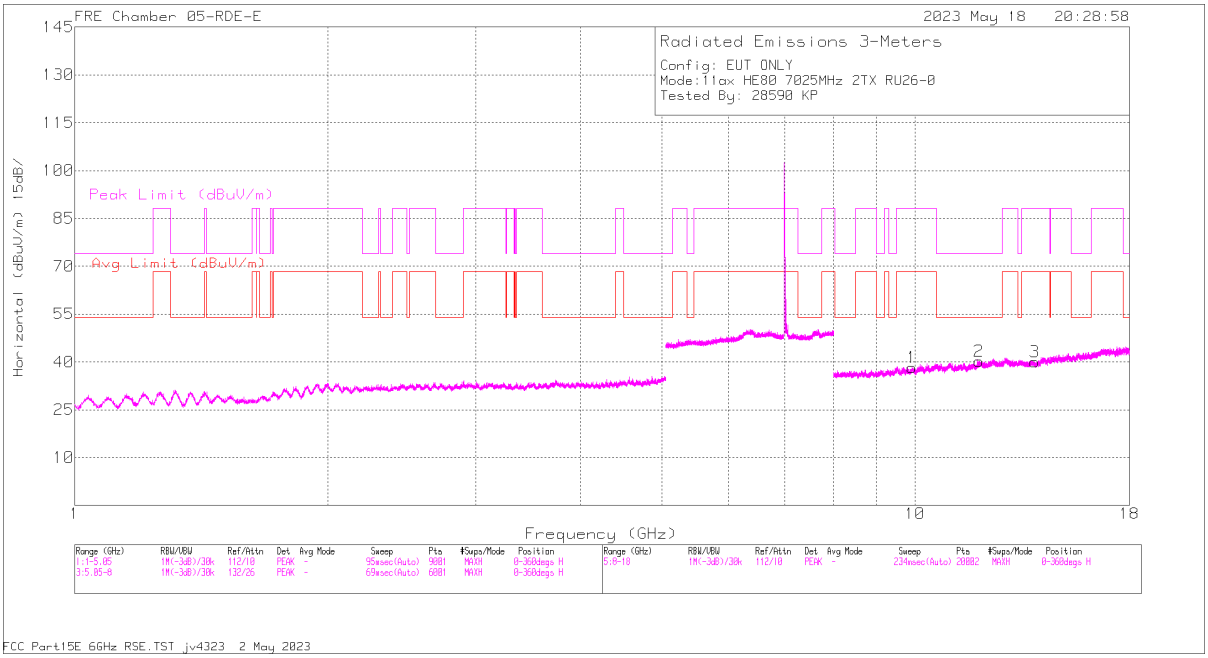

HORIZONTAL

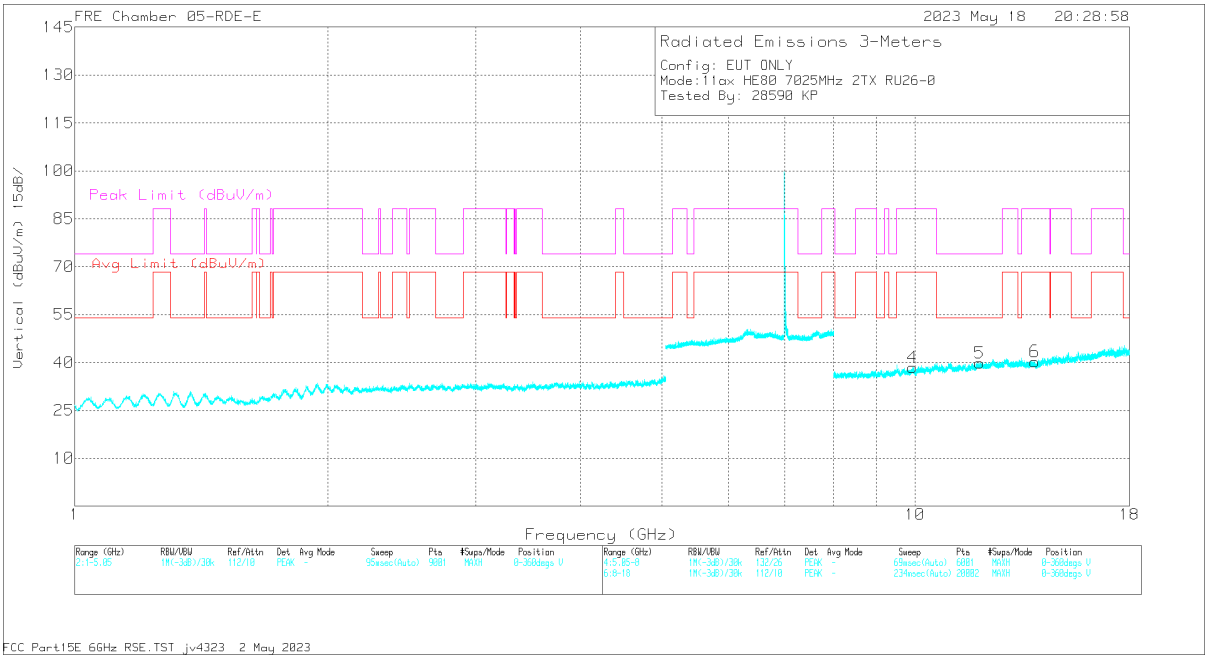

VERTICAL

UL VERIFICATION SERVICES
47173 Benicia Street, Fremont, CA 94538; USA TEL:(510) 319-4000 FAX:(510) 661-0888
This report shall not be reproduced except in full, without the written approval of UL VERIFICATION SERVICES

RADIATED EMISSIONS

Marker	Frequency (GHz)	Meter Reading (dBuV)	Det	226671 ACF (dB) 3mH	DCCF (dB)	Gain/Loss (dB)	Corrected Reading (dBuV/m)	Avg Limit (dBuV/m)	Margin (dB)	Peak Limit (dBuV/m)	PK Margin (dB)	Azimuth (Degs)	Height (cm)	Polarity
2	11.9217	53.66	PK-U	38.6	0	-43.78	48.48	-	-	74	-25.52	1	101	H
	11.922	42.43	ADR	38.6	0	-43.77	37.26	54	-16.74	-	-	1	101	H
5	11.934	53.92	PK-U	38.6	0	-43.77	48.75	-	-	74	-25.25	1	200	V
	11.9346	42.67	ADR	38.6	0	-43.78	37.49	54	-16.51	-	-	1	200	V
1	9.92112	46.56	ADR	37.1	0	-47.07	36.59	68.2	-31.61	-	-	1	200	H
	9.92164	57.85	PK-U	37.1	0	-47.07	47.88	-	-	88.2	-40.32	1	200	H
4	9.93609	46.53	ADR	37.1	0	-47.15	36.48	68.2	-31.72	-	-	1	101	V
	9.93802	58.28	PK-U	37.1	0	-47.14	48.24	-	-	88.2	-39.96	1	101	V
3	13.8794	44.07	ADR	38.6	0	-44.95	37.72	68.2	-30.48	-	-	1	200	H
	13.8818	55.38	PK-U	38.6	0	-44.92	49.06	-	-	88.2	-39.14	1	200	H
6	13.8946	55.95	PK-U	38.6	0	-44.9	49.65	-	-	88.2	-38.55	1	200	V
	13.8946	44.33	ADR	38.6	0	-44.9	38.03	68.2	-30.17	-	-	1	200	V

PK-U - U-NII: Maximum Peak
ADR - U-NII AD primary method, RMS average

UL VERIFICATION SERVICES
47173 Benicia Street, Fremont, CA 94538; USA TEL:(510) 319-4000 FAX:(510) 661-0888
This report shall not be reproduced except in full, without the written approval of UL VERIFICATION SERVICES

1TX Antenna 6 MODE: 26-Tones, RU Index 36

BANDEDGE (HIGH CHANNEL)

HORIZONTAL RESULT(7025MHz)

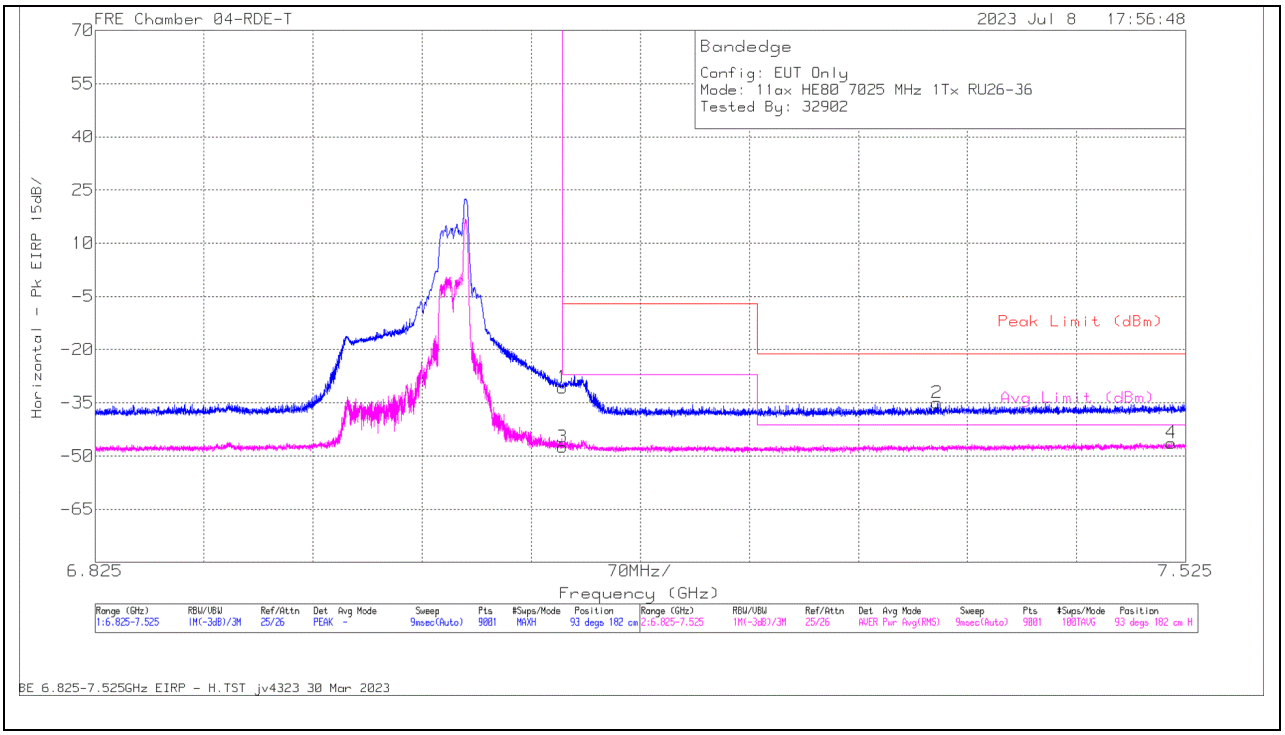

Marker	Frequency (GHz)	Meter Reading (dBm)	Det	226673 ACF (dB) 3mH	Conversion Factor (dB)	DCCF (dB)	Gain/Loss (dB)	Corrected Reading EIRP	Peak Limit (dBm)	PK Margin (dB)	Avg Limit (dBm)	RMS Margin (dB)	Azimuth (Degs)	Height (cm)	Polarity
2	7.365479	-48.78	Pk	35.7	11.8	0	-33.72	-35	-21.2	-13.8	-	-	93	182	H
4	7.515669	-61.09	RMS	35.7	11.8	.51	-33.28	-46.36	-	-	-41.2	-5.16	93	182	H
1	7.125	-43.98	Pk	35.6	11.8	0	-34.14	-30.72	-7	-23.72	-	-	93	182	H
3	7.125	-61.26	RMS	35.6	11.8	.51	-34.14	-47.49	-	-	-27	-20.49	93	182	H

Pk - Peak detector
RMS - RMS detection

UL VERIFICATION SERVICES
47173 Benicia Street, Fremont, CA 94538; USA TEL:(510) 319-4000 FAX:(510) 661-0888
This report shall not be reproduced except in full, without the written approval of UL VERIFICATION SERVICES

VERTICAL RESULT

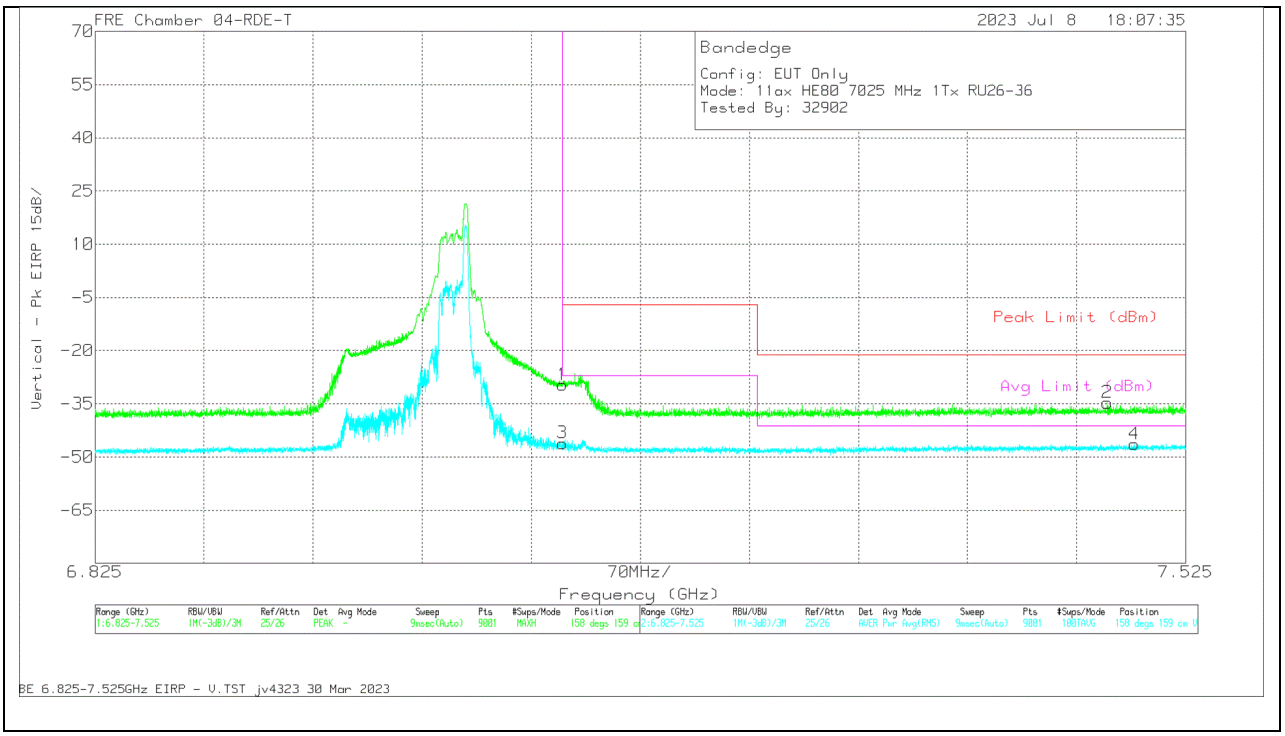

Marker	Frequency (GHz)	Meter Reading (dBm)	Det	226673 ACF (dB) 3mH	Conversion Factor (dB)	DCCF (dB)	Gain/Loss (dB)	Corrected Reading EIRP	Peak Limit (dBm)	PK Margin (dB)	Avg Limit (dBm)	RMS Margin (dB)	Azimuth (Degs)	Height (cm)	Polarity
2	7.47468	-48.71	Pk	35.7	11.8	0	-33.47	-34.68	-21.2	-13.48	-	-	158	159	V
4	7.492024	-61.08	RMS	35.7	11.8	.51	-33.33	-46.4	-	-	-41.2	-5.2	158	159	V
1	7.125	-42.94	Pk	35.6	11.8	0	-34.14	-29.68	-7	-22.68	-	-	158	159	V
3	7.125	-59.87	RMS	35.6	11.8	.51	-34.14	-46.1	-	-	-27	-19.1	158	159	V

Pk - Peak detector
RMS - RMS detection

UL VERIFICATION SERVICES
47173 Benicia Street, Fremont, CA 94538; USA TEL:(510) 319-4000 FAX:(510) 661-0888
This report shall not be reproduced except in full, without the written approval of UL VERIFICATION SERVICES

1TX Antenna 5 MODE: 26-Tones, RU Index 36

BANDEDGE (HIGH CHANNEL)

HORIZONTAL RESULT(7025MHz)

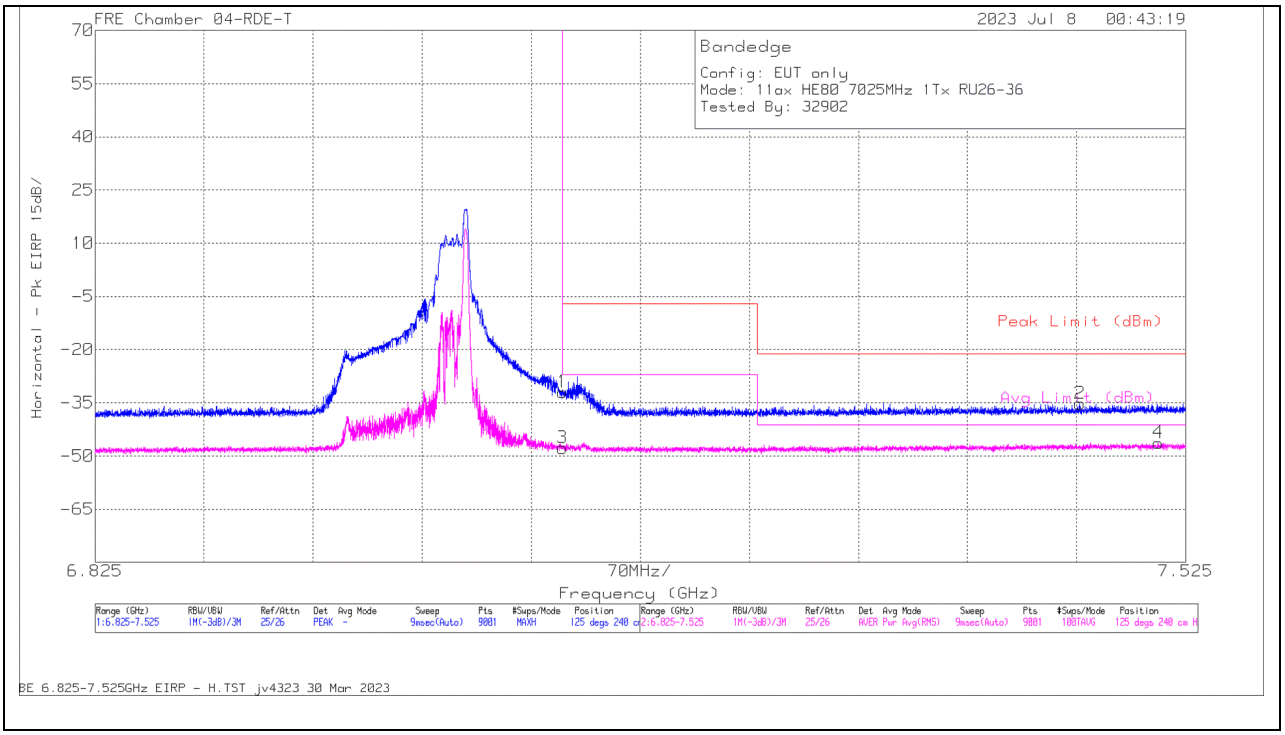

Marker	Frequency (GHz)	Meter Reading (dBm)	Det	226673 ACF (dB) 3mH	Conversion Factor (dB)	DCCF (dB)	Gain/Loss (dB)	Corrected Reading EIRP	Peak Limit (dBm)	PK Margin (dB)	Avg Limit (dBm)	RMS Margin (dB)	Azimuth (Degs)	Height (cm)	Polarity
2	7.45718	-49.21	Pk	35.7	11.8	0	-33.52	-35.23	-21.2	-14.03	-	-	125	240	H
4	7.507424	-61.08	RMS	35.7	11.8	.51	-33.24	-46.31	-	-	-41.2	-5.11	125	240	H
1	7.125	-45.25	Pk	35.6	11.8	0	-34.14	-31.99	-7	-24.99	-	-	125	240	H
3	7.125	-61.47	RMS	35.6	11.8	.51	-34.14	-47.7	-	-	-27	-20.7	125	240	H

Pk - Peak detector
RMS - RMS detection

UL VERIFICATION SERVICES
47173 Benicia Street, Fremont, CA 94538; USA TEL:(510) 319-4000 FAX:(510) 661-0888
This report shall not be reproduced except in full, without the written approval of UL VERIFICATION SERVICES

VERTICAL RESULT

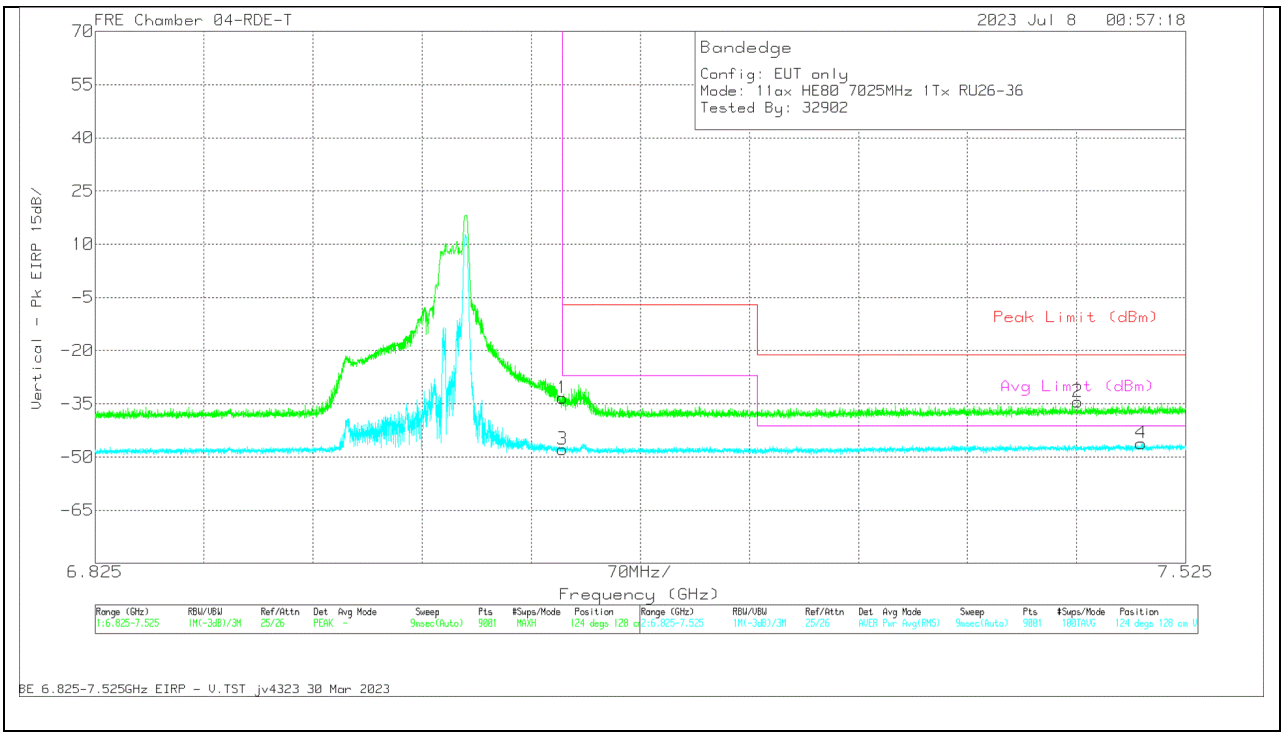

Marker	Frequency (GHz)	Meter Reading (dBm)	Det	226673 ACF (dB) 3mH	Conversion Factor (dB)	DCCF (dB)	Gain/Loss (dB)	Corrected Reading EIRP	Peak Limit (dBm)	PK Margin (dB)	Avg Limit (dBm)	RMS Margin (dB)	Azimuth (Degs)	Height (cm)	Polarity
2	7.455702	-48.41	Pk	35.7	11.8	0	-33.51	-34.42	-21.2	-13.22	-	-	124	128	V
4	7.496457	-60.81	RMS	35.7	11.8	.51	-33.28	-46.08	-	-	-41.2	-4.88	124	128	V
1	7.125	-46.6	Pk	35.6	11.8	0	-34.14	-33.34	-7	-26.34	-	-	124	128	V
3	7.125	-61.59	RMS	35.6	11.8	.51	-34.14	-47.82	-	-	-27	-20.82	124	128	V

Pk - Peak detector
RMS - RMS detection

UL VERIFICATION SERVICES
47173 Benicia Street, Fremont, CA 94538; USA TEL:(510) 319-4000 FAX:(510) 661-0888
This report shall not be reproduced except in full, without the written approval of UL VERIFICATION SERVICES

2TX Antenna 6 + Antenna 5 OFDMA MODE: 26-Tones, RU Index 36

BANDEDGE (HIGH CHANNEL)

HORIZONTAL RESULT(7025MHz)

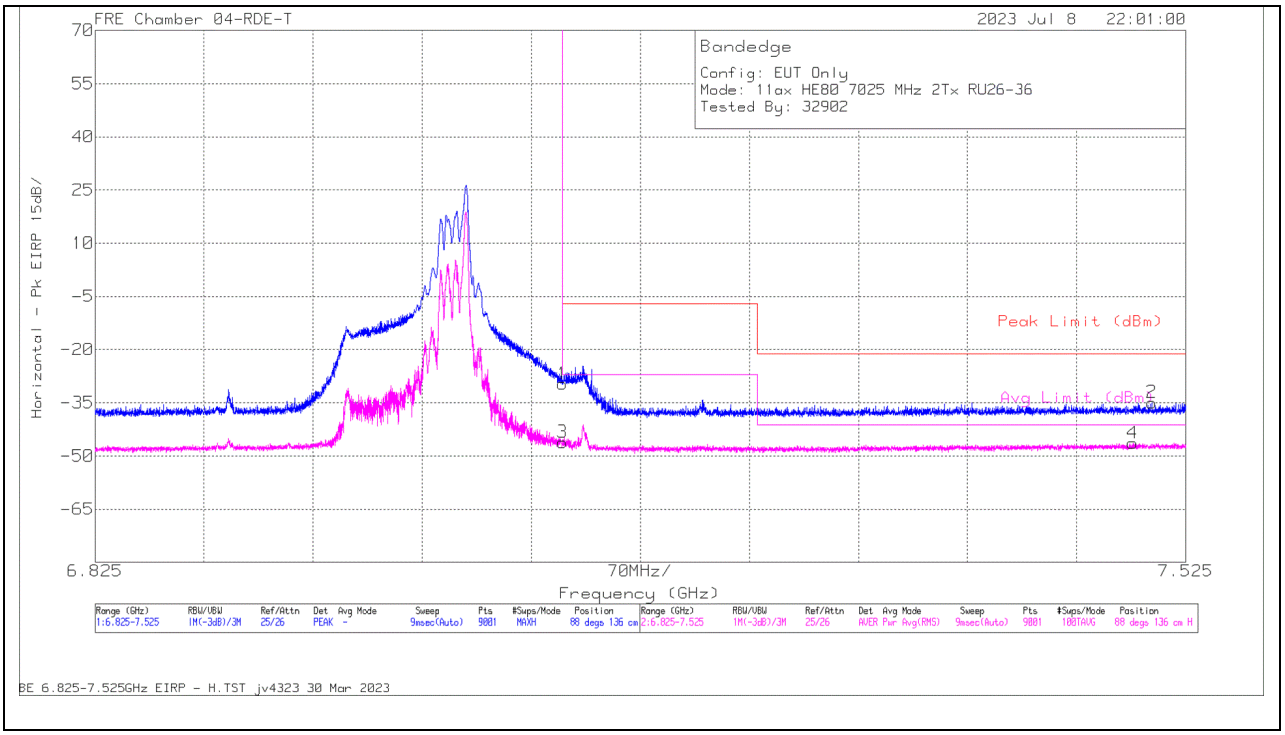

Marker	Frequency (GHz)	Meter Reading (dBm)	Det	226673 ACF (dB) 3mH	Conversion Factor (dB)	DCCF (dB)	Gain/Loss (dB)	Corrected Reading EIRP	Peak Limit (dBm)	PK Margin (dB)	Avg Limit (dBm)	RMS Margin (dB)	Azimuth (Degs)	Height (cm)	Polarity
2	7.50338	-49.07	Pk	35.7	11.8	0	-33.34	-34.91	-21.2	-13.71	-	-	88	136	H
4	7.491013	-61.03	RMS	35.7	11.8	.51	-33.37	-46.39	-	-	-41.2	-5.19	88	136	H
1	7.125	-42.93	Pk	35.6	11.8	0	-34.14	-29.67	-7	-22.67	-	-	88	136	H
3	7.125	-59.95	RMS	35.6	11.8	.51	-34.14	-46.18	-	-	-27	-19.18	88	136	H

Pk - Peak detector
RMS - RMS detection

UL VERIFICATION SERVICES
47173 Benicia Street, Fremont, CA 94538; USA TEL:(510) 319-4000 FAX:(510) 661-0888
This report shall not be reproduced except in full, without the written approval of UL VERIFICATION SERVICES

VERTICAL RESULT

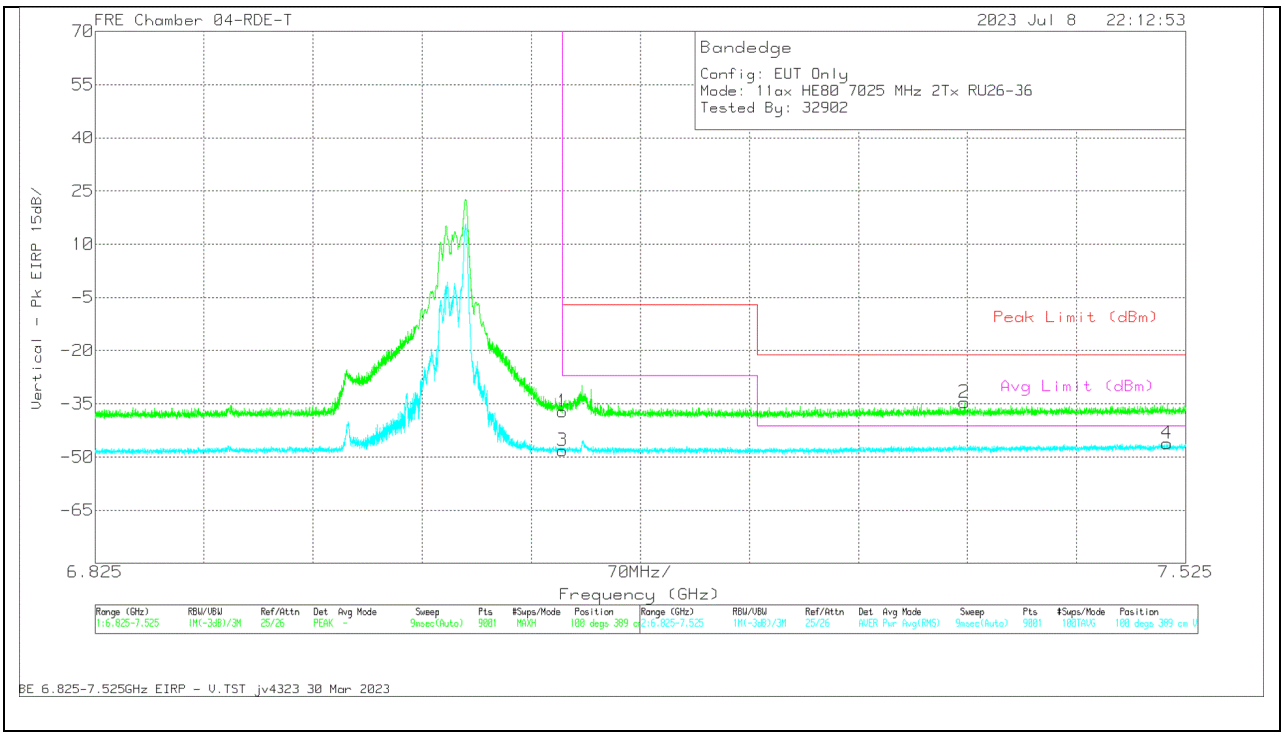

Marker	Frequency (GHz)	Meter Reading (dBm)	Det	226673 ACF (dB) 3mH	Conversion Factor (dB)	DCCF (dB)	Gain/Loss (dB)	Corrected Reading EIRP	Peak Limit (dBm)	PK Margin (dB)	Avg Limit (dBm)	RMS Margin (dB)	Azimuth (Degs)	Height (cm)	Polarity
2	7.382979	-48.42	Pk	35.7	11.8	0	-33.68	-34.6	-21.2	-13.4	-	-	100	389	V
4	7.513024	-60.88	RMS	35.7	11.8	.51	-33.24	-46.11	-	-	-41.2	-4.91	100	389	V
1	7.125	-50.45	Pk	35.6	11.8	0	-34.14	-37.19	-7	-30.19	-	-	100	389	V
3	7.125	-61.93	RMS	35.6	11.8	.51	-34.14	-48.16	-	-	-27	-21.16	100	389	V

Pk - Peak detector
RMS - RMS detection

UL VERIFICATION SERVICES
47173 Benicia Street, Fremont, CA 94538; USA TEL:(510) 319-4000 FAX:(510) 661-0888
This report shall not be reproduced except in full, without the written approval of UL VERIFICATION SERVICES

1TX Antenna 6 MODE: SU

BANDEDGE (HIGH CHANNEL)

HORIZONTAL RESULT

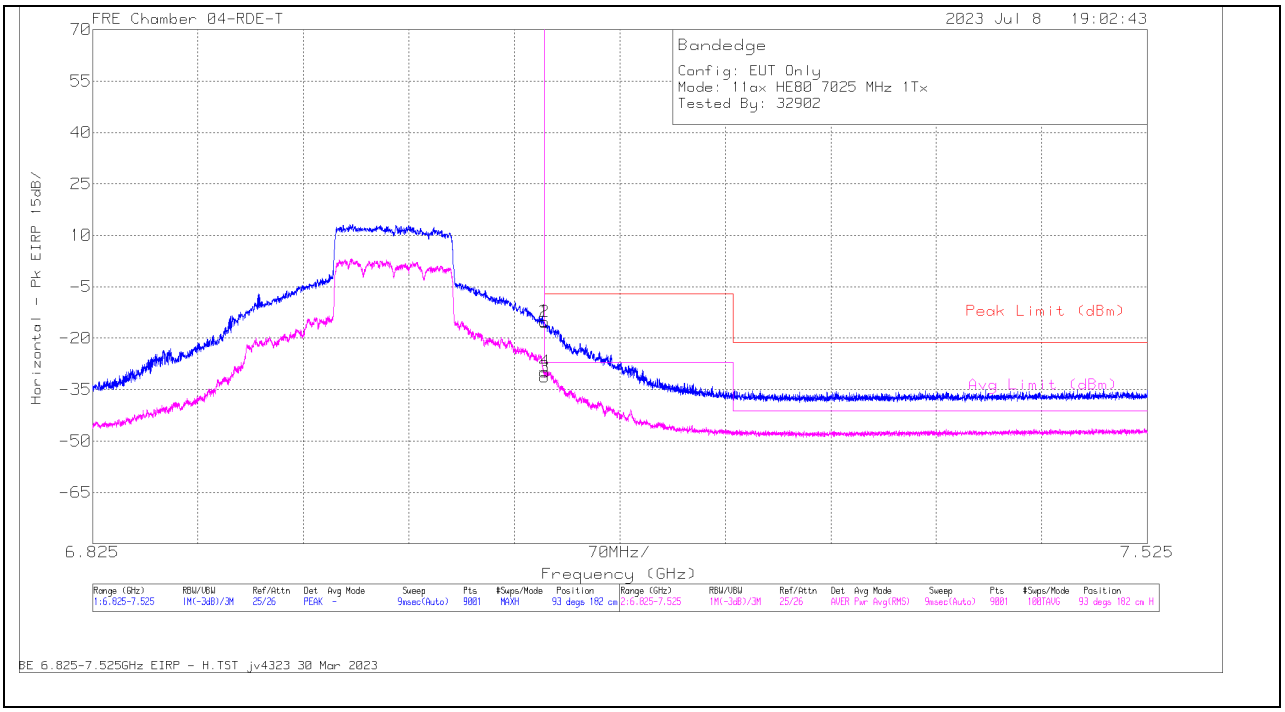

Marker	Frequency (GHz)	Meter Reading (dBm)	Det	226673 ACF (dB) 3mH	Conversion Factor (dB)	DCCF (dB)	Gain/Loss (dB)	Corrected Reading EIRP	Peak Limit (dBm)	PK Margin (dB)	Avg Limit (dBm)	RMS Margin (dB)	Azimuth (Degs)	Height (cm)	Polarity
1	7.125	-28.36	Pk	35.6	11.8	0	-34.14	-15.1	-7	-8.1	-	-	93	182	H
3	7.125	-45.1	RMS	35.6	11.8	0.54	-34.14	-31.3	-	-	-27	-4.3	93	182	H
2	7.12507	-28.47	Pk	35.6	11.8	0	-34.14	-15.21	-7	-8.21	-	-	93	182	H
4	7.12522	-43.6	RMS	35.6	11.8	0.54	-34.13	-29.79	-	-	-27	-2.79	93	182	H

Pk - Peak detector
RMS - RMS detection

UL VERIFICATION SERVICES
47173 Benicia Street, Fremont, CA 94538; USA TEL:(510) 319-4000 FAX:(510) 661-0888
This report shall not be reproduced except in full, without the written approval of UL VERIFICATION SERVICES

VERTICAL RESULT

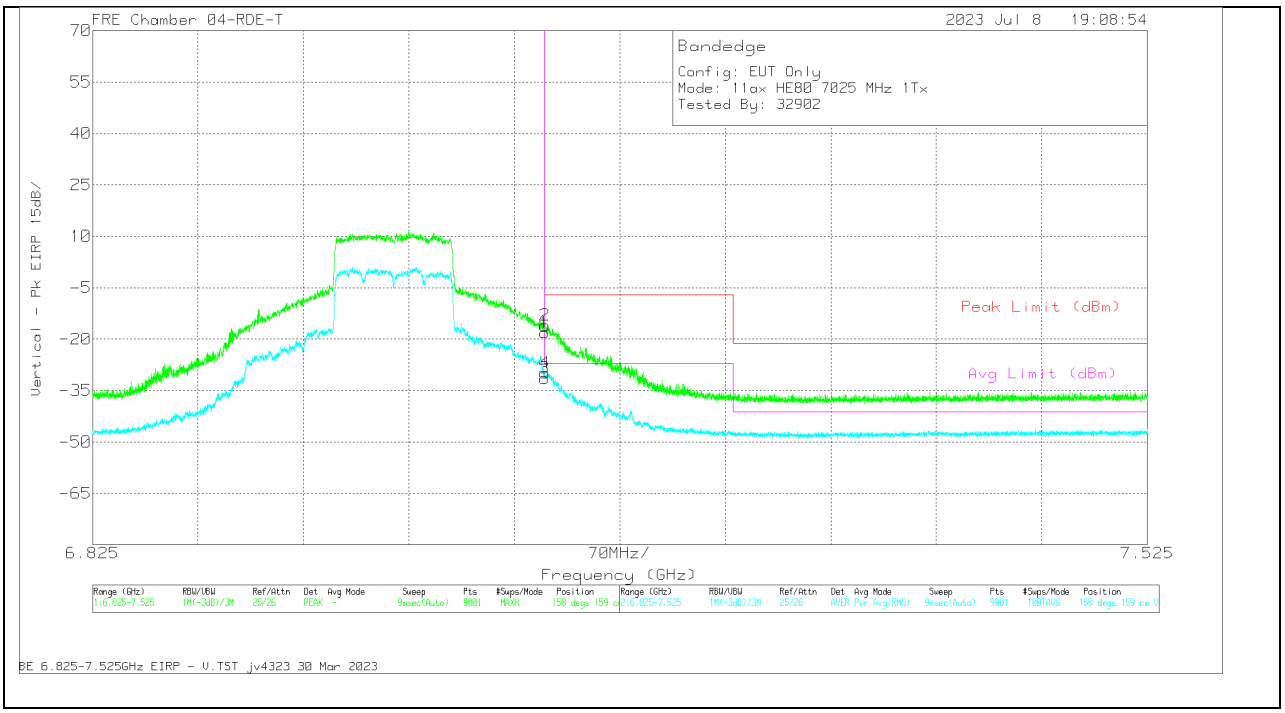

Marker	Frequency (GHz)	Meter Reading (dBm)	Det	226673 ACF (dB) 3mH	Conversion Factor (dB)	DCCF (dB)	Gain/Loss (dB)	Corrected Reading EIRP	Peak Limit (dBm)	PK Margin (dB)	Avg Limit (dBm)	RMS Margin (dB)	Azimuth (Degs)	Height (cm)	Polarity
1	7.125	-31.39	Pk	35.6	11.8	0	-34.14	-18.13	-7	-11.13	-	-	158	159	V
3	7.125	-45.15	RMS	35.6	11.8	0.54	-34.14	-31.35	-	-	-27	-4.35	158	159	V
4	7.12522	-43.64	RMS	35.6	11.8	0.54	-34.13	-29.83	-	-	-27	-2.83	158	159	V
2	7.1253	-29.22	Pk	35.6	11.8	0	-34.13	-15.95	-7	-8.95	-	-	158	159	V

Pk - Peak detector
RMS - RMS detection

UL VERIFICATION SERVICES
47173 Benicia Street, Fremont, CA 94538; USA TEL:(510) 319-4000 FAX:(510) 661-0888
This report shall not be reproduced except in full, without the written approval of UL VERIFICATION SERVICES

1TX Antenna 5 MODE: SU

BANDEDGE (HIGH CHANNEL)

HORIZONTAL RESULT

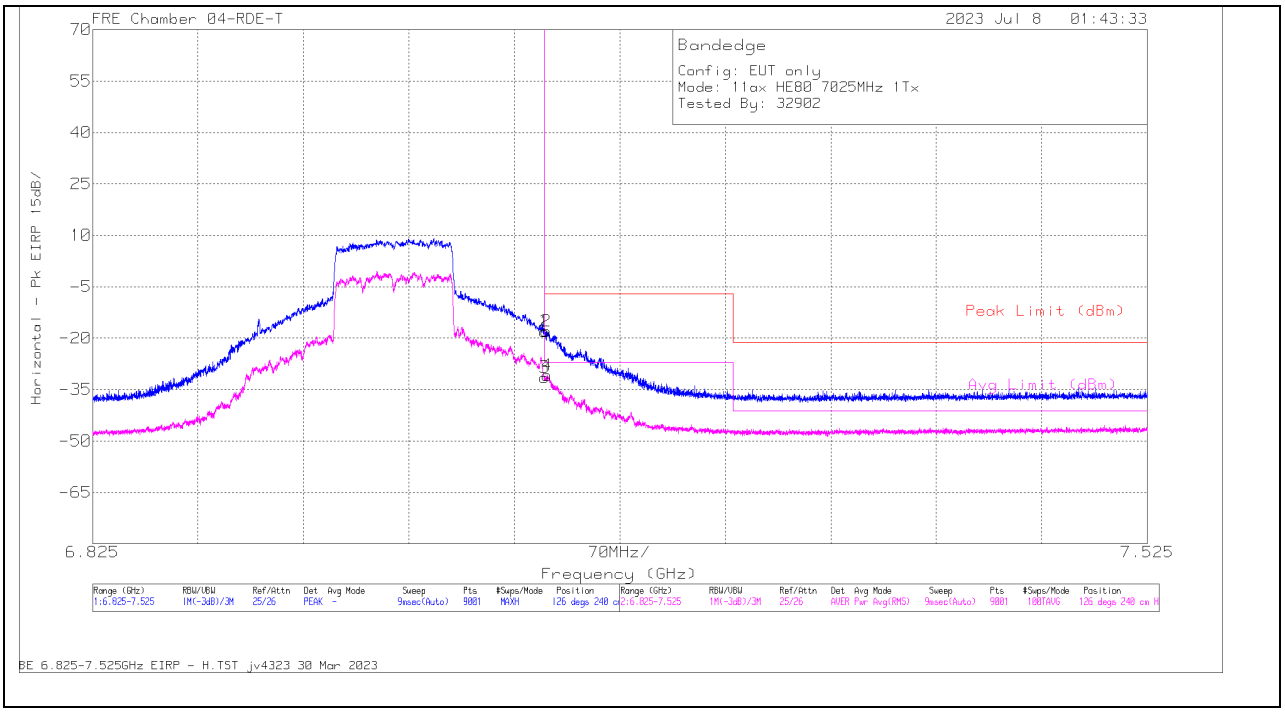

Marker	Frequency (GHz)	Meter Reading (dBm)	Det	226673 ACF (dB) 3mH	Conversion Factor (dB)	DCCF (dB)	Gain/Loss (dB)	Corrected Reading EIRP	Peak Limit (dBm)	PK Margin (dB)	Avg Limit (dBm)	RMS Margin (dB)	Azimuth (Degs)	Height (cm)	Polarity
1	7.125	-31.37	Pk	35.6	11.8	0	-34.14	-18.11	-7	-11.11	-	-	126	240	H
3	7.125	-45.72	RMS	35.6	11.8	0.54	-34.14	-31.92	-	-	-27	-4.92	126	240	H
2	7.12608	-31.24	Pk	35.6	11.8	0	-34.11	-17.95	-7	-10.95	-	-	126	240	H
4	7.12662	-45.13	RMS	35.6	11.8	0.54	-34.1	-31.29	-	-	-27	-4.29	126	240	H

Pk - Peak detector
RMS - RMS detection

UL VERIFICATION SERVICES
47173 Benicia Street, Fremont, CA 94538; USA TEL:(510) 319-4000 FAX:(510) 661-0888
This report shall not be reproduced except in full, without the written approval of UL VERIFICATION SERVICES

VERTICAL RESULT

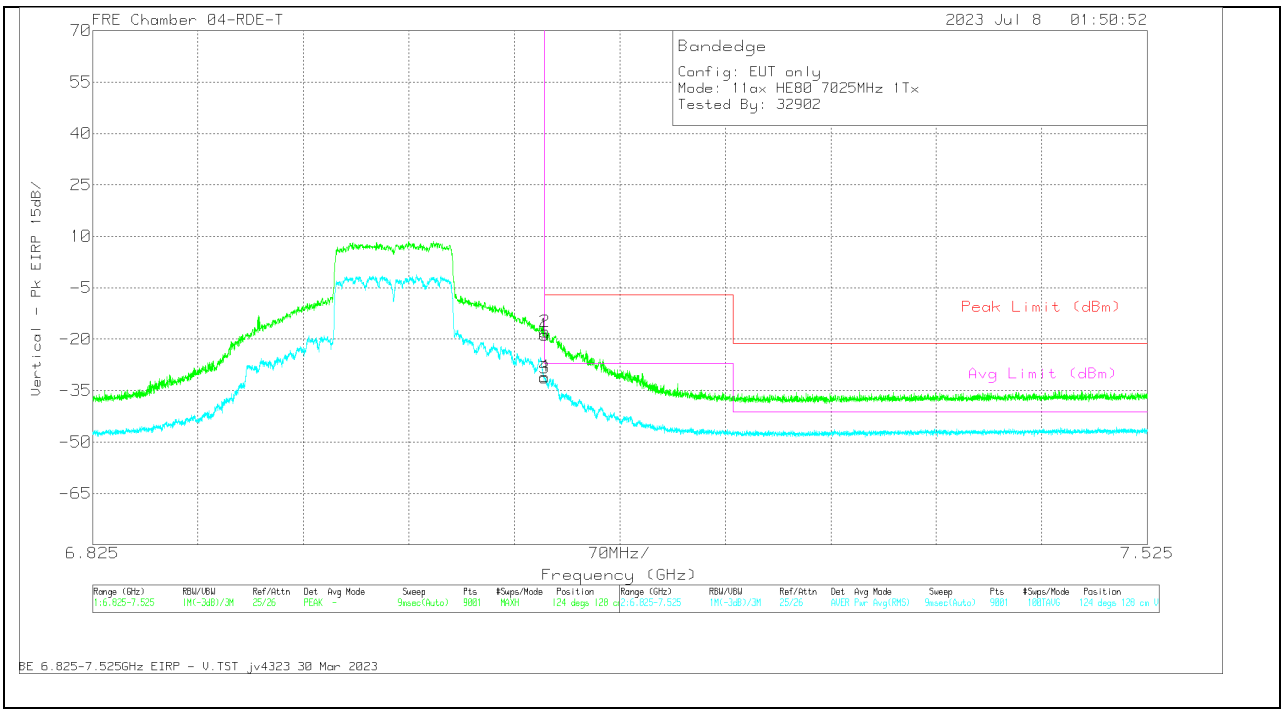

Marker	Frequency (GHz)	Meter Reading (dBm)	Det	226673 ACF (dB) 3mH	Conversion Factor (dB)	DCCF (dB)	Gain/Loss (dB)	Corrected Reading EIRP	Peak Limit (dBm)	PK Margin (dB)	Avg Limit (dBm)	RMS Margin (dB)	Azimuth (Degs)	Height (cm)	Polarity
1	7.125	-31.99	Pk	35.6	11.8	0	-34.14	-18.73	-7	-11.73	-	-	124	128	V
3	7.125	-45.59	RMS	35.6	11.8	0.54	-34.14	-31.79	-	-	-27	-4.79	124	128	V
4	7.12507	-45.13	RMS	35.6	11.8	0.54	-34.14	-31.33	-	-	-27	-4.33	124	128	V
2	7.1253	-31.08	Pk	35.6	11.8	0	-34.13	-17.81	-7	-10.81	-	-	124	128	V

Pk - Peak detector
RMS - RMS detection

UL VERIFICATION SERVICES
47173 Benicia Street, Fremont, CA 94538; USA TEL:(510) 319-4000 FAX:(510) 661-0888
This report shall not be reproduced except in full, without the written approval of UL VERIFICATION SERVICES

2TX Antenna 6 + Antenna 5 OFDMA MODE: SU Mode

BANDEDGE (HIGH CHANNEL)

HORIZONTAL RESULT

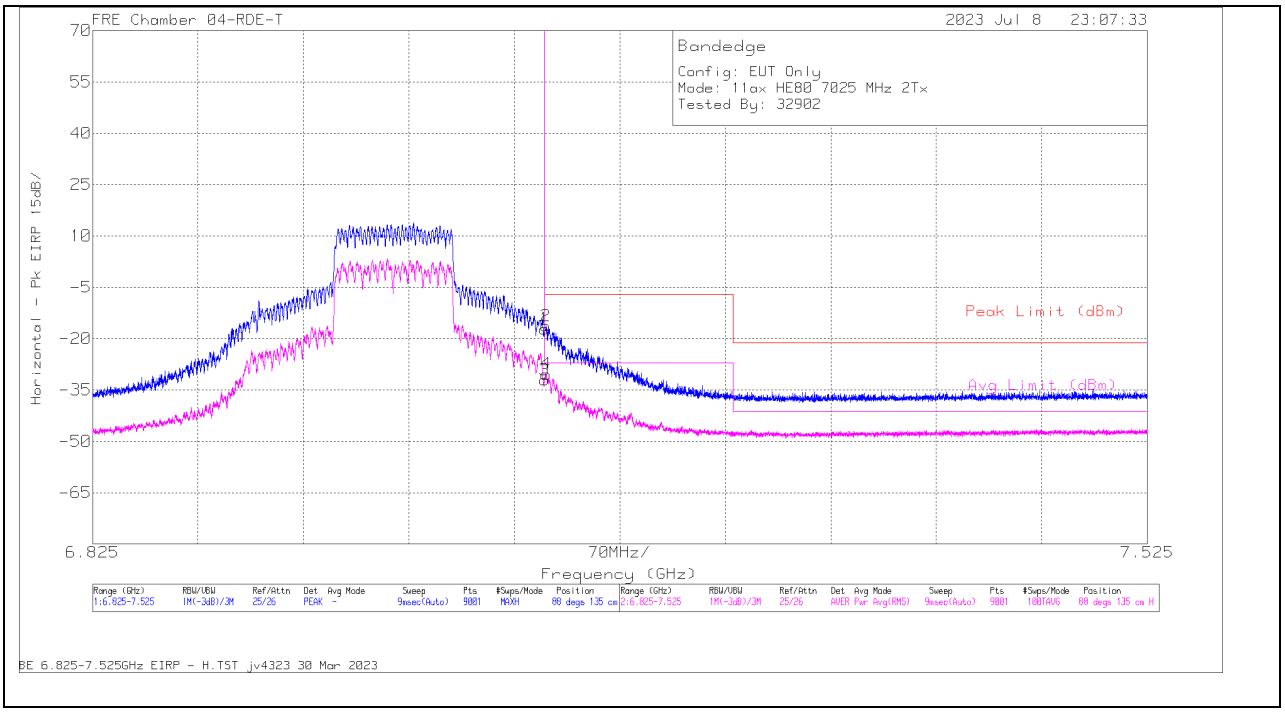

Marker	Frequency (GHz)	Meter Reading (dBm)	Det	226673 ACF (dB) 3mH	Conversion Factor (dB)	DCCF (dB)	Gain/Loss (dB)	Corrected Reading EIRP	Peak Limit (dBm)	PK Margin (dB)	Avg Limit (dBm)	RMS Margin (dB)	Azimuth (Degs)	Height (cm)	Polarity
1	7.125	-30.34	Pk	35.6	11.8	0	-34.14	-17.08	-7	-10.08	-	-	88	135	H
3	7.125	-45.86	RMS	35.6	11.8	.54	-34.14	-32.06	-	-	-27	-5.06	88	135	H
2	7.125923	-29.56	Pk	35.6	11.8	0	-34.11	-16.27	-7	-9.27	-	-	88	135	H
4	7.126079	-44.17	RMS	35.6	11.8	.54	-34.11	-30.34	-	-	-27	-3.34	88	135	H

Pk - Peak detector
RMS - RMS detection

UL VERIFICATION SERVICES
47173 Benicia Street, Fremont, CA 94538; USA TEL:(510) 319-4000 FAX:(510) 661-0888
This report shall not be reproduced except in full, without the written approval of UL VERIFICATION SERVICES

VERTICAL RESULT

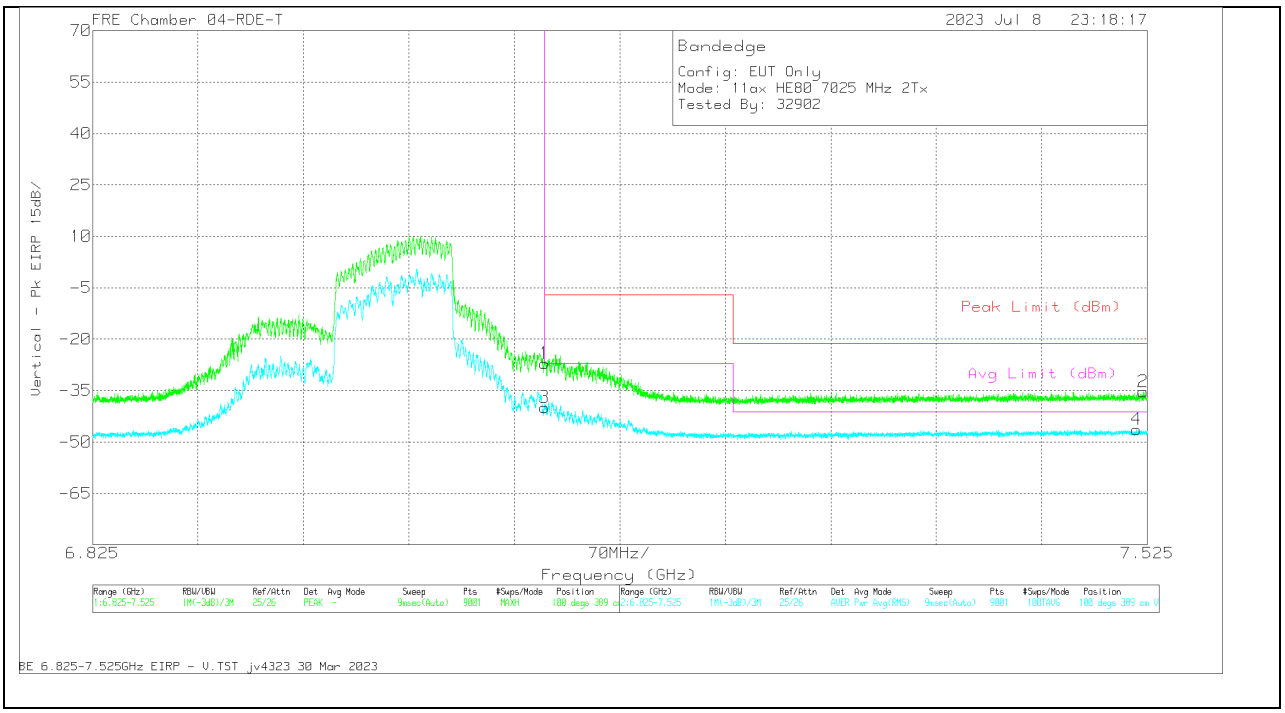

Marker	Frequency (GHz)	Meter Reading (dBm)	Det	226673 ACF (dB) 3mH	Conversion Factor (dB)	DCCF (dB)	Gain/Loss (dB)	Corrected Reading EIRP	Peak Limit (dBm)	PK Margin (dB)	Avg Limit (dBm)	RMS Margin (dB)	Azimuth /Degs)	Height (cm)	Polarity
2	7.52228	-49.55	Pk	35.7	11.8	0	-33.23	-35.28	-21.2	-14.08	-	-	100	389	V
4	7.517924	-61.04	RMS	35.7	11.8	.54	-33.3	-46.3	-	-	-41.2	-5.1	100	389	V
1	7.125	-40.28	Pk	35.6	11.8	0	-34.14	-27.02	-7	-20.02	-	-	100	389	V
3	7.125	-53.7	RMS	35.6	11.8	.54	-34.14	-39.9	-	-	-27	-12.9	100	389	V

Pk - Peak detector
RMS - RMS detection

UL VERIFICATION SERVICES
47173 Benicia Street, Fremont, CA 94538; USA TEL:(510) 319-4000 FAX:(510) 661-0888
This report shall not be reproduced except in full, without the written approval of UL VERIFICATION SERVICES

HARMONICS AND SPURIOUS EMISSIONS

LOW CHANNEL

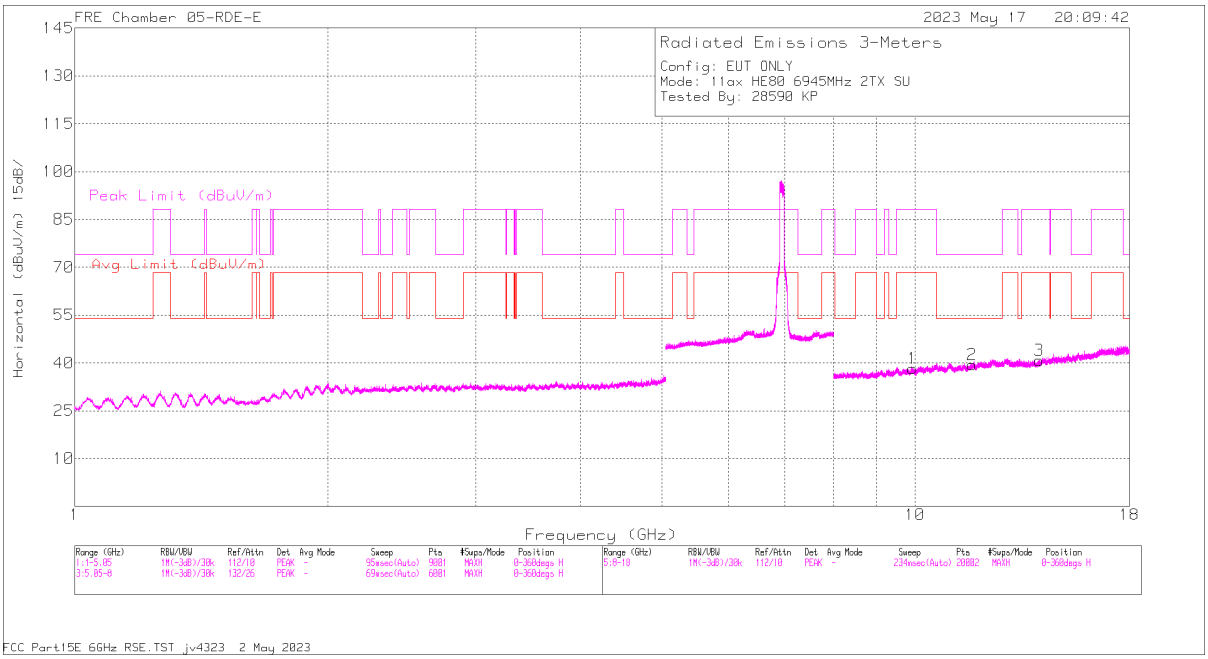

HORIZONTAL

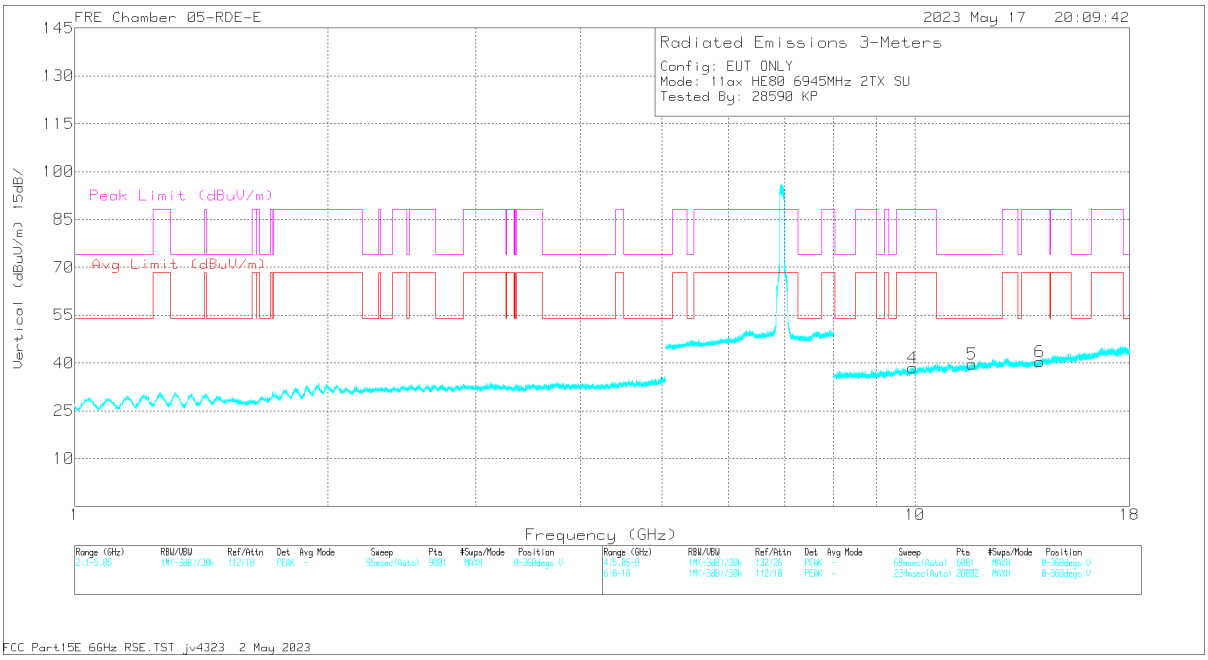

VERTICAL

UL VERIFICATION SERVICES
47173 Benicia Street, Fremont, CA 94538; USA TEL:(510) 319-4000 FAX:(510) 661-0888
This report shall not be reproduced except in full, without the written approval of UL VERIFICATION SERVICES

RADIATED EMISSIONS

Marker	Frequency (GHz)	Meter Reading (dBuV)	Det	226671 ACF (dB) 3mH	DCCF (dB)	Gain/Loss (dB)	Corrected Reading (dBuV/m)	Avg Limit (dBuV/m)	Margin (dB)	Peak Limit (dBuV/m)	PK Margin (dB)	Azimuth (Degs)	Height (cm)	Polarity
2	11.701	54.74	PK-U	38.3	0	-43.58	49.46	-	-	74	-24.54	0	101	H
	11.6998	43.21	ADR	38.3	0	-43.51	38	54	-16	-	-	0	101	H
5	11.694	54.76	PK-U	38.3	0	-43.44	49.62	-	-	74	-24.38	0	200	V
	11.6917	43.21	ADR	38.3	0	-43.47	38.04	54	-15.96	-	-	0	200	V
1	9.92882	58.02	PK-U	37.1	0	-47.04	48.08	-	-	88.2	-40.12	0	200	H
	9.92936	46.59	ADR	37.1	0	-47.03	36.66	68.2	-31.54	-	-	0	200	H
4	9.94172	46.46	ADR	37.1	0	-46.92	36.64	68.2	-31.56	-	-	0	200	V
	9.9427	58.5	PK-U	37.1	0	-46.85	48.75	-	-	88.2	-39.45	0	200	V
3	14.0634	55.76	PK-U	38.8	0	-44.48	50.08	-	-	88.2	-38.12	0	101	H
	14.0651	44.21	ADR	38.8	0	-44.52	38.49	68.2	-29.71	-	-	0	101	H
6	14.0671	55.75	PK-U	38.8	0	-44.53	50.02	-	-	88.2	-38.18	0	200	V
	14.068	44.29	ADR	38.8	0	-44.49	38.6	68.2	-29.6	-	-	0	200	V

PK-U - U-NII: Maximum Peak
ADR - U-NII AD primary method, RMS average

UL VERIFICATION SERVICES
47173 Benicia Street, Fremont, CA 94538; USA TEL:(510) 319-4000 FAX:(510) 661-0888
This report shall not be reproduced except in full, without the written approval of UL VERIFICATION SERVICES

HIGH CHANNEL

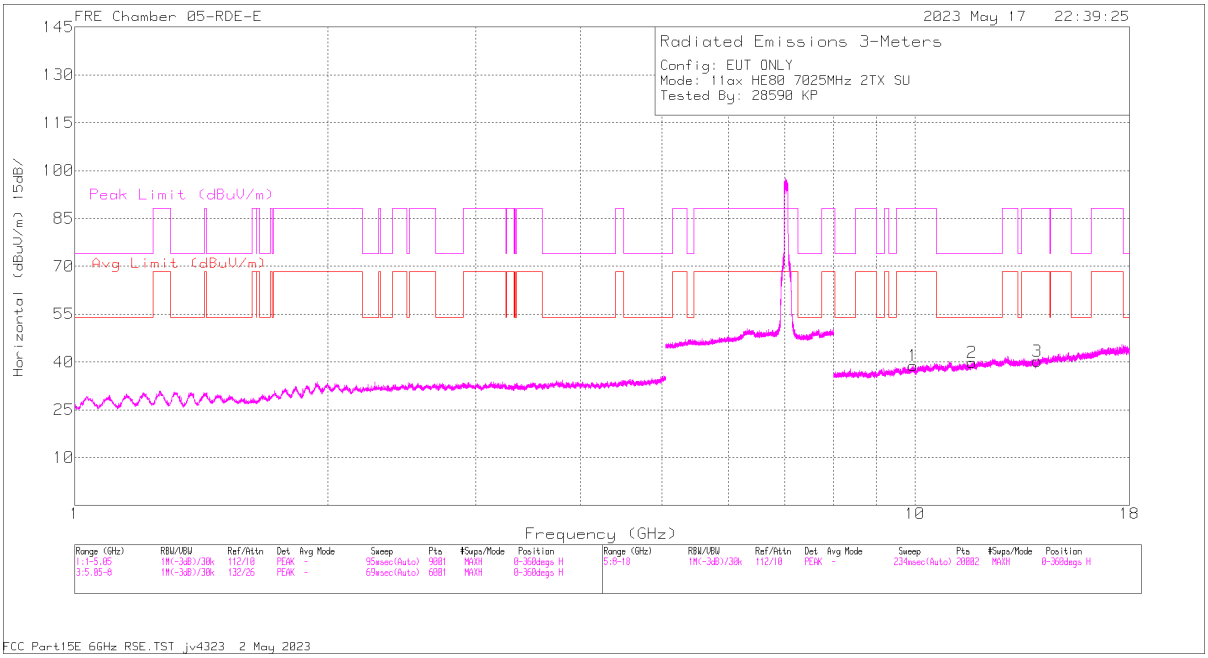

HORIZONTAL

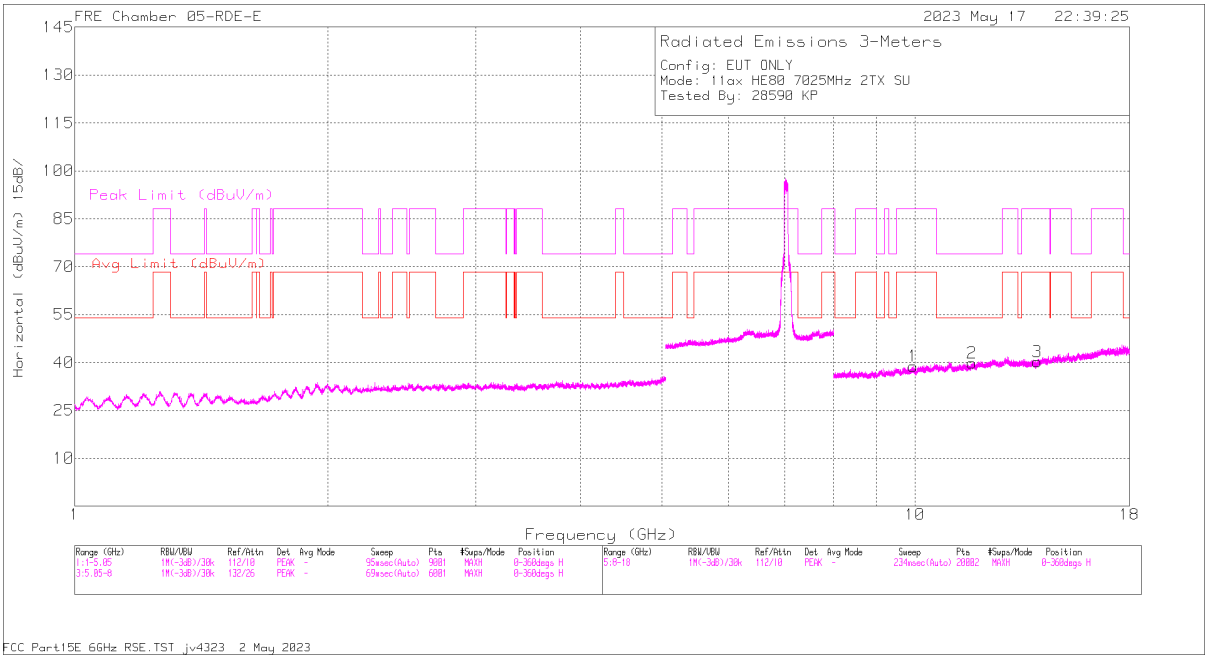

VERTICAL

UL VERIFICATION SERVICES
47173 Benicia Street, Fremont, CA 94538; USA TEL:(510) 319-4000 FAX:(510) 661-0888
This report shall not be reproduced except in full, without the written approval of UL VERIFICATION SERVICES

RADIATED EMISSIONS

Marker	Frequency (GHz)	Meter Reading (dBuV)	Det	226671 ACF (dB) 3mH	DCCF (dB)	Gain/Loss (dB)	Corrected Reading (dBuV/m)	Avg Limit (dBuV/m)	Margin (dB)	Peak Limit (dBuV/m)	PK Margin (dB)	Azimuth (Degs)	Height (cm)	Polarity
2	11.6861	54.86	PK-U	38.3	0	-43.4	49.76	-	-	74	-24.24	3	101	H
	11.6875	43.24	ADR	38.3	0	-43.42	38.12	54	-15.88	-	-	3	101	H
5	11.6912	54.54	PK-U	38.3	0	-43.49	49.35	-	-	74	-24.65	3	101	V
	11.6922	43.14	ADR	38.3	0	-43.46	37.98	54	-16.02	-	-	3	101	V
1	9.94297	46.45	ADR	37.1	0	-46.83	36.72	68.2	-31.48	-	-	3	101	H
	9.94344	57.88	PK-U	37.1	0	-46.81	48.17	-	-	88.2	-40.03	3	101	H
4	9.94583	58.43	PK-U	37.1	0	-46.84	48.69	-	-	88.2	-39.51	3	101	V
	9.94655	46.54	ADR	37.1	0	-46.88	36.76	68.2	-31.44	-	-	3	101	V
3	13.9899	56.19	PK-U	38.7	0	-44.76	50.13	-	-	88.2	-38.07	3	101	H
	13.9919	44.19	ADR	38.7	0	-44.8	38.09	68.2	-30.11	-	-	3	101	H
6	14.0154	56.03	PK-U	38.8	0	-44.53	50.3	-	-	88.2	-37.9	3	200	V
	14.0166	44.49	ADR	38.8	0	-44.52	38.77	68.2	-29.43	-	-	3	200	V

PK-U - U-NII: Maximum Peak
ADR - U-NII AD primary method, RMS average

UL VERIFICATION SERVICES
47173 Benicia Street, Fremont, CA 94538; USA TEL:(510) 319-4000 FAX:(510) 661-0888
This report shall not be reproduced except in full, without the written approval of UL VERIFICATION SERVICES

1.1.16. TX ABOVE 1 GHz 802.11ax HE160 MODE IN THE UNII-8 BAND

1TX Antenna 6 MODE: 26-Tone, RU Index S36

BANDEDGE (HIGH CHANNEL)

HORIZONTAL RESULT

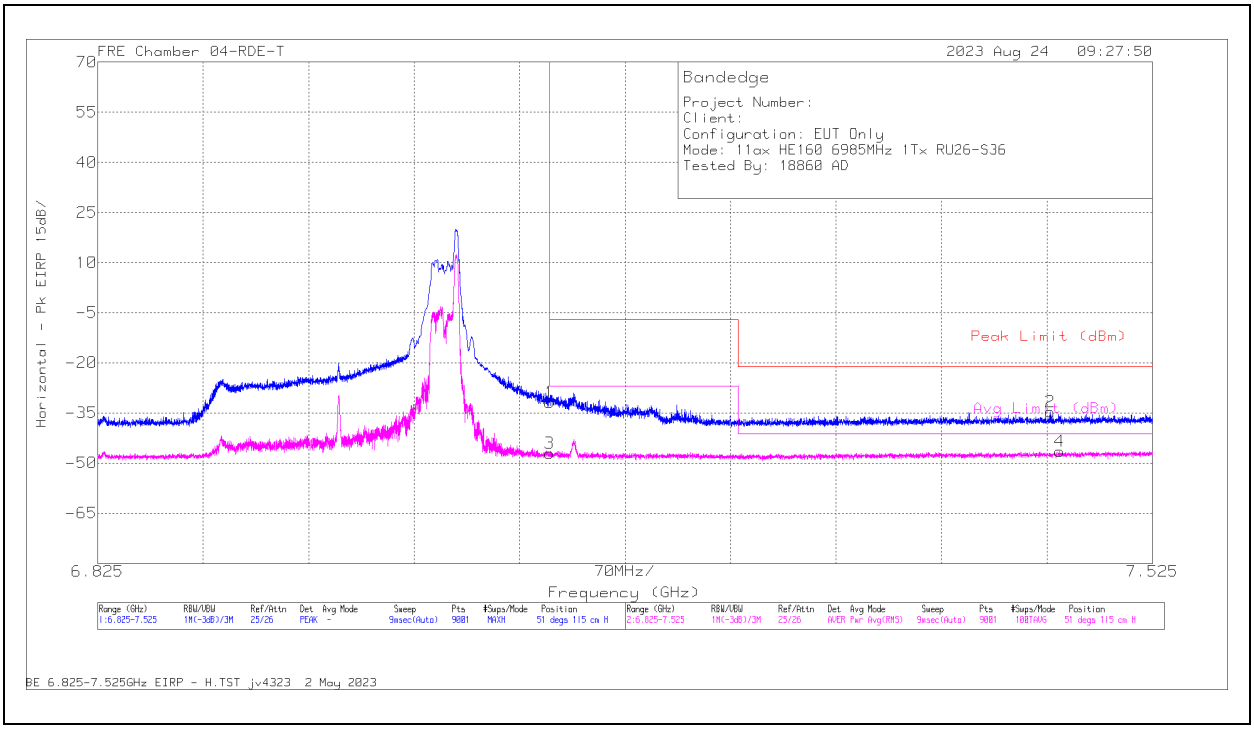

Marker	Frequency (GHz)	Meter Reading (dBm)	Det	226673 ACF (dB) 3mH	Conversion Factor (dB)	DCCF (dB)	Gain/Loss (dB)	Corrected Reading EIRP	Peak Limit (dBm)	PK Margin (dB)	Avg Limit (dBm)	RMS Margin (dB)	Azimuth (Degs)	Height (cm)	Polarity
2	* 7.457102	-48.72	Pk	35.7	11.8	0	-33.52	-34.74	-21.2	-13.54	-	-	51	115	H
4	* 7.463246	-61.12	RMS	35.7	11.8	.51	-33.44	-46.55	-	-	-41.2	-5.35	51	115	H
1	7.125	-45.11	Pk	35.6	11.8	0	-34.14	-31.85	-7	-24.85	-	-	51	115	H
3	7.125	-60.85	RMS	35.6	11.8	.51	-34.14	-47.08	-	-	-27	-20.08	51	115	H

* - indicates frequency in CFR47 Pt 15 / IC RSS-Restricted Band
Pk - Peak detector
RMS - RMS detection

UL VERIFICATION SERVICES
47173 Benicia Street, Fremont, CA 94538; USA TEL:(510) 319-4000 FAX:(510) 661-0888
This report shall not be reproduced except in full, without the written approval of UL VERIFICATION SERVICES

VERTICAL RESULT

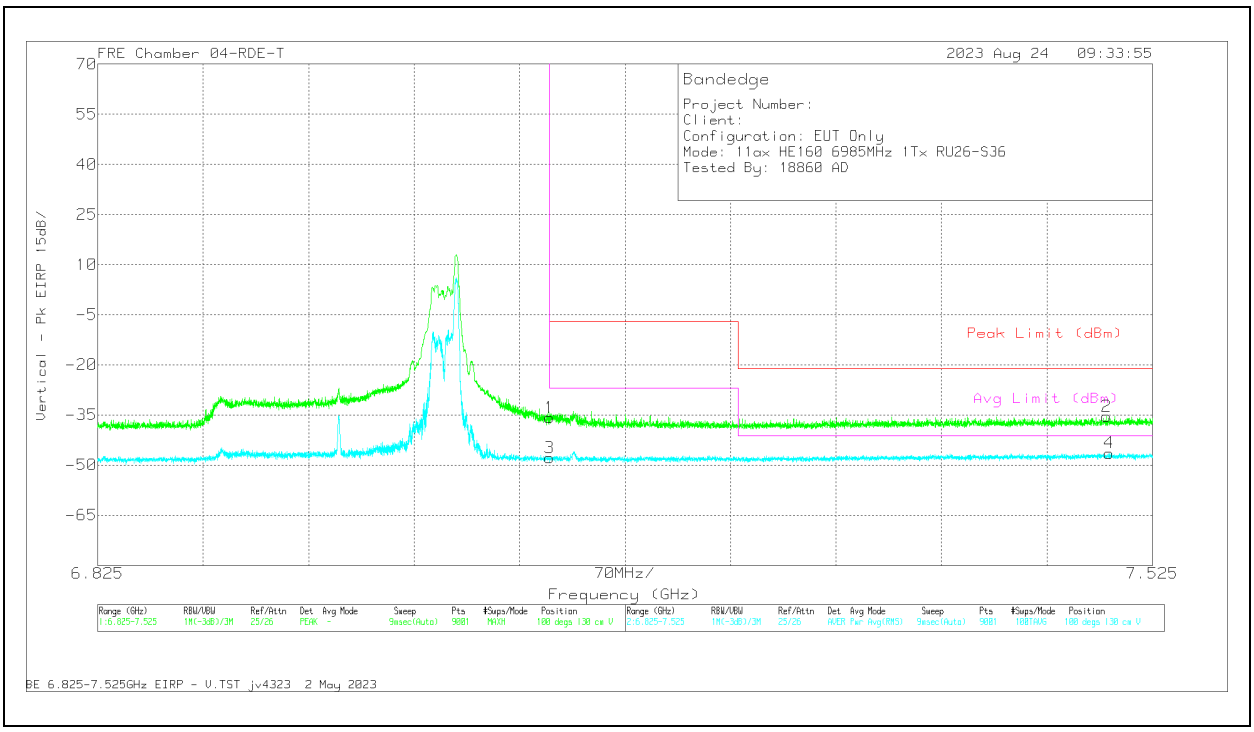

Marker	Frequency (GHz)	Meter Reading (dBm)	Det	226673 ACF (dB) 3mH	Conversion Factor (dB)	DCCF (dB)	Gain/Loss (dB)	Corrected Reading EIRP	Peak Limit (dBm)	PK Margin (dB)	Avg Limit (dBm)	RMS Margin (dB)	Azimuth (Degs)	Height (cm)	Polarity
2	* 7.494669	-49.61	Pk	35.7	11.8	0	-33.27	-35.38	-21.2	-14.18	-	-	100	130	V
4	* 7.496457	-61.12	RMS	35.7	11.8	.51	-33.28	-46.39	-	-	-41.2	-5.19	100	130	V
1	7.125	-49.09	Pk	35.6	11.8	0	-34.14	-35.83	-7	-28.83	-	-	100	130	V
3	7.125	-61.58	RMS	35.6	11.8	.51	-34.14	-47.81	-	-	-27	-20.81	100	130	V

* - indicates frequency in CFR47 Pt 15 / IC RSS-Restricted Band
Pk - Peak detector
RMS - RMS detection

UL VERIFICATION SERVICES
47173 Benicia Street, Fremont, CA 94538; USA TEL:(510) 319-4000 FAX:(510) 661-0888
This report shall not be reproduced except in full, without the written approval of UL VERIFICATION SERVICES

1TX Antenna 5 MODE: 26-Tone, RU Index S36

BANDEDGE (HIGH CHANNEL)

HORIZONTAL RESULT

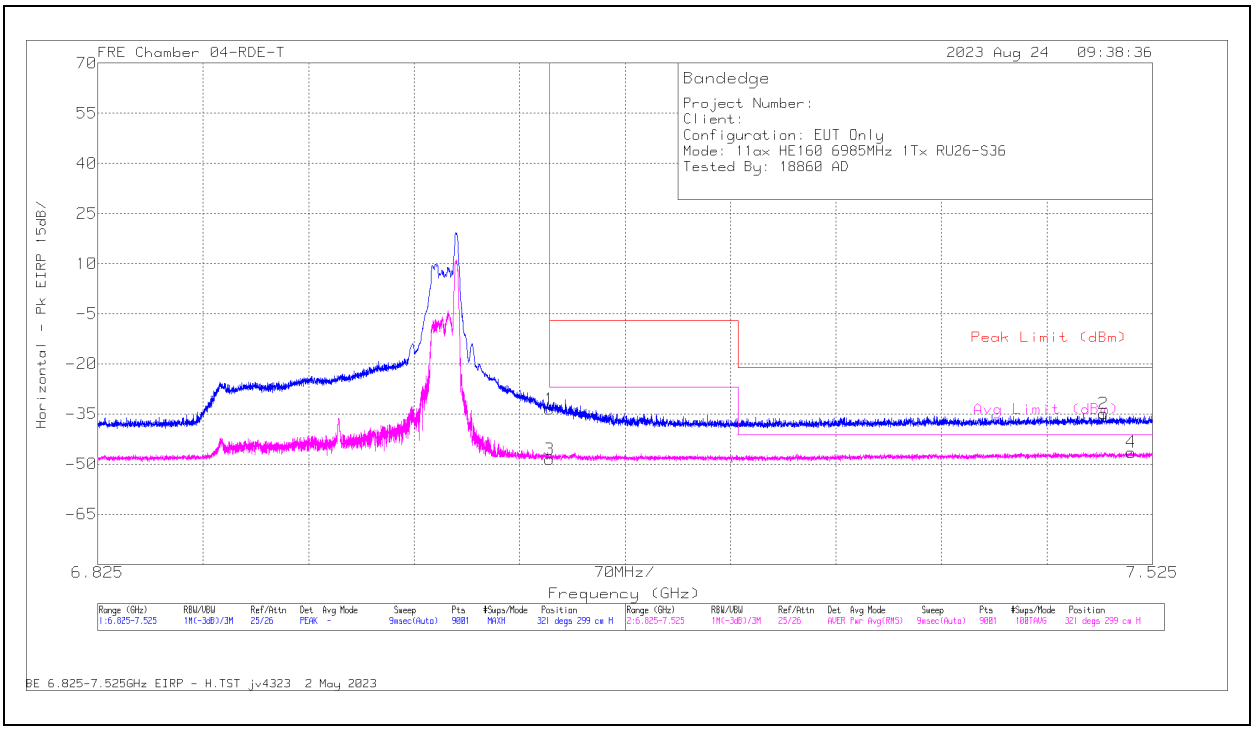

Marker	Frequency (GHz)	Meter Reading (dBm)	Det	226673 ACF (dB) 3mH	Conversion Factor (dB)	DCCF (dB)	Gain/Loss (dB)	Corrected Reading EIRP	Peak Limit (dBm)	PK Margin (dB)	Avg Limit (dBm)	RMS Margin (dB)	Azimuth (Degs)	Height (cm)	Polarity
2	* 7.492413	-49.09	Pk	35.7	11.8	0	-33.31	-34.9	-21.2	-13.7	-	-	321	299	H
4	* 7.510691	-61.2	RMS	35.7	11.8	.51	-33.21	-46.4	-	-	-41.2	-5.2	321	299	H
1	7.125	-46.8	Pk	35.6	11.8	0	-34.14	-33.54	-7	-26.54	-	-	321	299	H
3	7.125	-62.26	RMS	35.6	11.8	.51	-34.14	-48.49	-	-	-27	-21.49	321	299	H

* - indicates frequency in CFR47 Pt 15 / IC RSS-Restricted Band
Pk - Peak detector
RMS - RMS detection

UL VERIFICATION SERVICES
47173 Benicia Street, Fremont, CA 94538; USA TEL:(510) 319-4000 FAX:(510) 661-0888
This report shall not be reproduced except in full, without the written approval of UL VERIFICATION SERVICES

VERTICAL RESULT

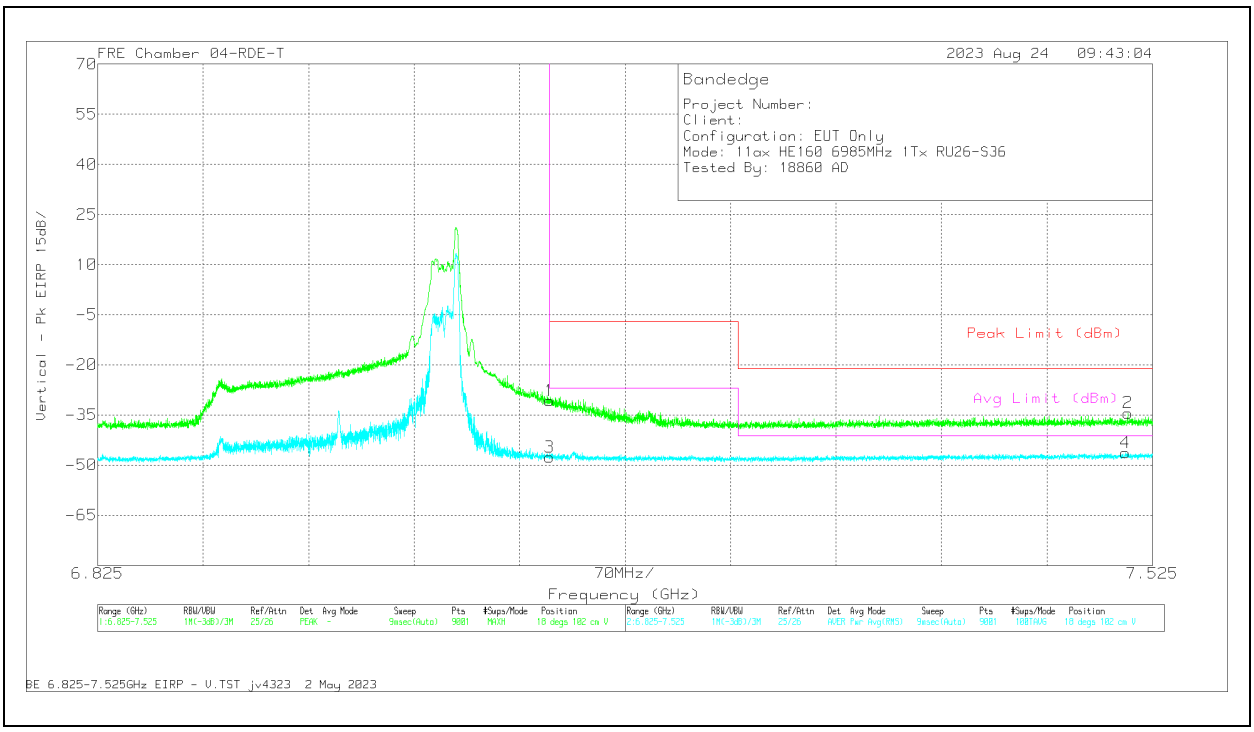

Marker	Frequency (GHz)	Meter Reading (dBm)	Det	226673 ACF (dB) 3mH	Conversion Factor (dB)	DCCF (dB)	Gain/Loss (dB)	Corrected Reading EIRP	Peak Limit (dBm)	PK Margin (dB)	Avg Limit (dBm)	RMS Margin (dB)	Azimuth (Degs)	Height (cm)	Polarity
2	* 7.508591	-48.67	Pk	35.7	11.8	0	-33.21	-34.38	-21.2	-13.18	-	-	18	102	V
4	* 7.507191	-61.02	RMS	35.7	11.8	.51	-33.24	-46.25	-	-	-41.2	-5.05	18	102	V
1	7.125	-44.06	Pk	35.6	11.8	0	-34.14	-30.8	-7	-23.8	-	-	18	102	V
3	7.125	-61.41	RMS	35.6	11.8	.51	-34.14	-47.64	-	-	-27	-20.64	18	102	V

* - indicates frequency in CFR47 Pt 15 / IC RSS-Restricted Band
Pk - Peak detector
RMS - RMS detection

UL VERIFICATION SERVICES
47173 Benicia Street, Fremont, CA 94538; USA TEL:(510) 319-4000 FAX:(510) 661-0888
This report shall not be reproduced except in full, without the written approval of UL VERIFICATION SERVICES

2TX Antenna 6 + Antenna 5 OFDMA MODE: 26-Tone, RU Index S36

BANDEDGE (HIGH CHANNEL)

HORIZONTAL RESULT

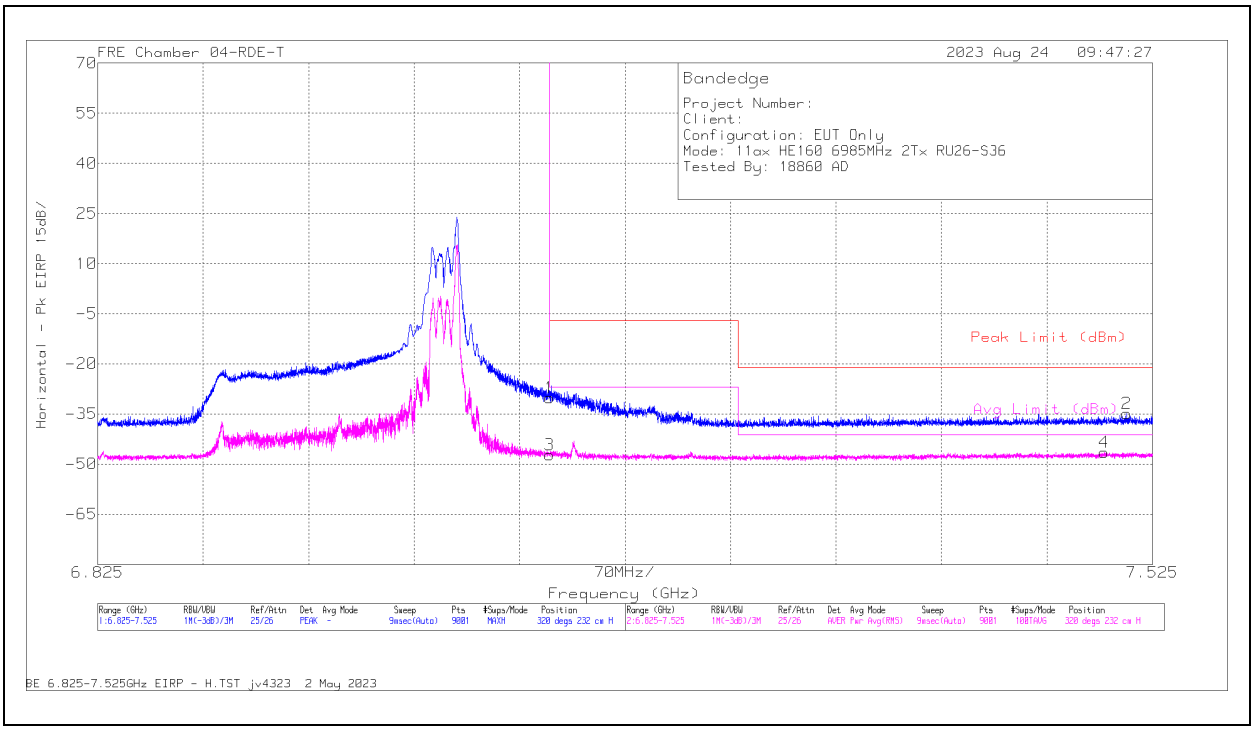

Marker	Frequency (GHz)	Meter Reading (dBm)	Det	226673 ACF (dB) 3mH	Conversion Factor (dB)	DCCF (dB)	Gain/Loss (dB)	Corrected Reading EIRP	Peak Limit (dBm)	PK Margin (dB)	Avg Limit (dBm)	RMS Margin (dB)	Azimuth (Degs)	Height (cm)	Polarity
2	* 7.507969	-49.16	Pk	35.7	11.8	0	-33.22	-34.88	-21.2	-13.68	-	-	320	232	H
4	* 7.492802	-61.14	RMS	35.7	11.8	.51	-33.3	-46.43	-	-	-41.2	-5.23	320	232	H
1	7.125	-43.33	Pk	35.6	11.8	0	-34.14	-30.07	-7	-23.07	-	-	320	232	H
3	7.125	-60.97	RMS	35.6	11.8	.51	-34.14	-47.2	-	-	-27	-20.2	320	232	H

* - indicates frequency in CFR47 Pt 15 / IC RSS-Restricted Band
Pk - Peak detector
RMS - RMS detection

UL VERIFICATION SERVICES
47173 Benicia Street, Fremont, CA 94538; USA TEL:(510) 319-4000 FAX:(510) 661-0888
This report shall not be reproduced except in full, without the written approval of UL VERIFICATION SERVICES

VERTICAL RESULT

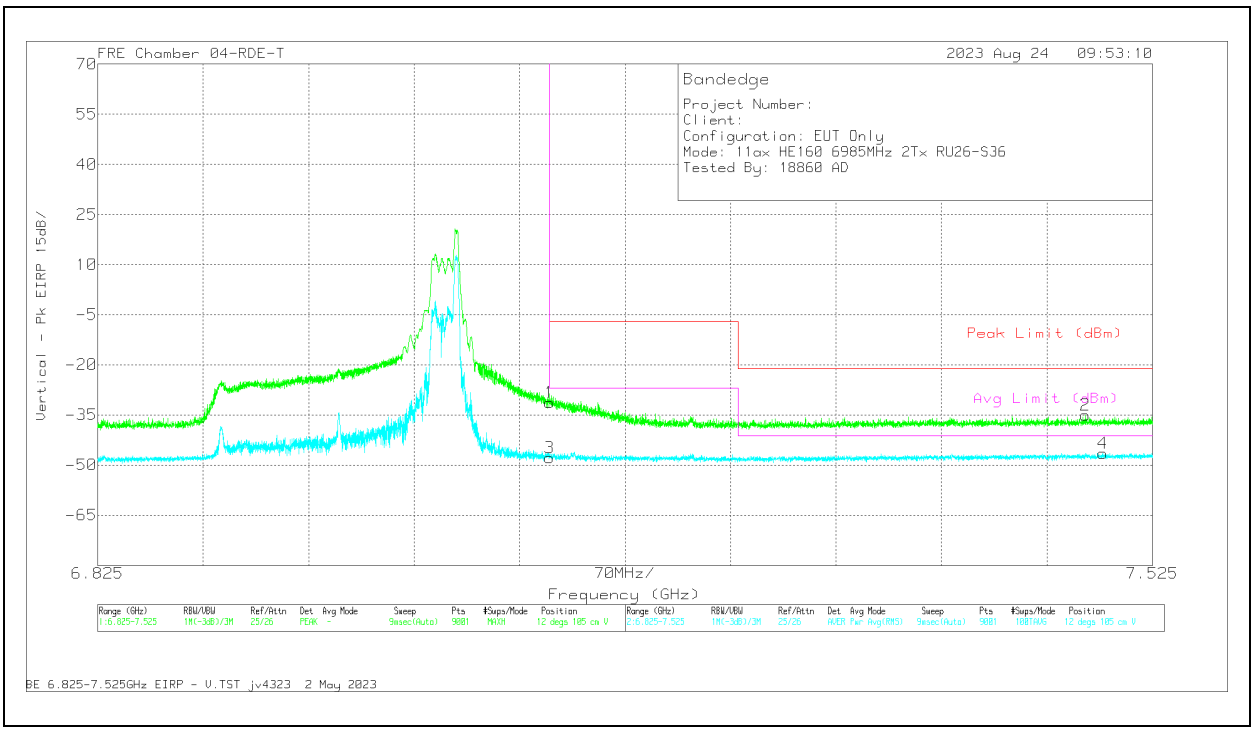

Marker	Frequency (GHz)	Meter Reading (dBm)	Det	226673 ACF (dB) 3mH	Conversion Factor (dB)	DCCF (dB)	Gain/Loss (dB)	Corrected Reading EIRP	Peak Limit (dBm)	PK Margin (dB)	Avg Limit (dBm)	RMS Margin (dB)	Azimuth (Degs)	Height (cm)	Polarity
2	* 7.480435	-49.22	Pk	35.7	11.8	0	-33.38	-35.1	-21.2	-13.9	-	-	12	105	V
4	* 7.49218	-61.15	RMS	35.7	11.8	.51	-33.32	-46.46	-	-	-41.2	-5.26	12	105	V
1	7.125	-44.56	Pk	35.6	11.8	0	-34.14	-31.3	-7	-24.3	-	-	12	105	V
3	7.125	-61.49	RMS	35.6	11.8	.51	-34.14	-47.72	-	-	-27	-20.72	12	105	V

* - indicates frequency in CFR47 Pt 15 / IC RSS-Restricted Band
Pk - Peak detector
RMS - RMS detection

UL VERIFICATION SERVICES
47173 Benicia Street, Fremont, CA 94538; USA TEL:(510) 319-4000 FAX:(510) 661-0888
This report shall not be reproduced except in full, without the written approval of UL VERIFICATION SERVICES

HARMONIC AND SPURIOUS EMISSIONS

MID CHANNEL (6985MHz)

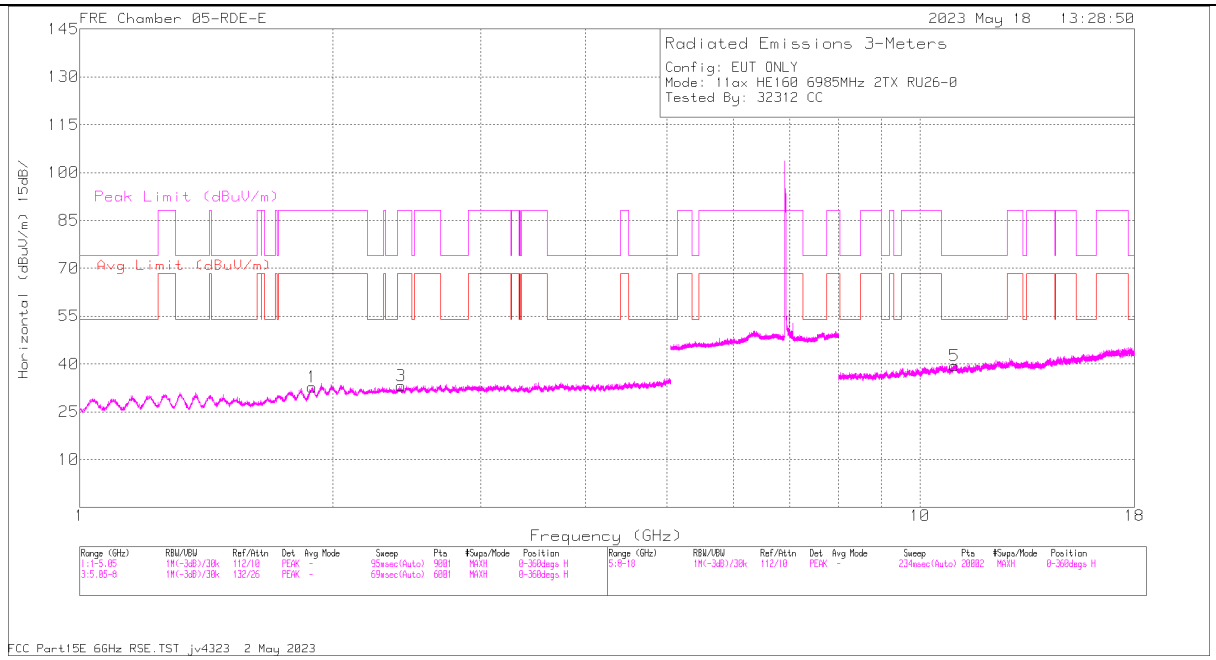

HORIZONTAL

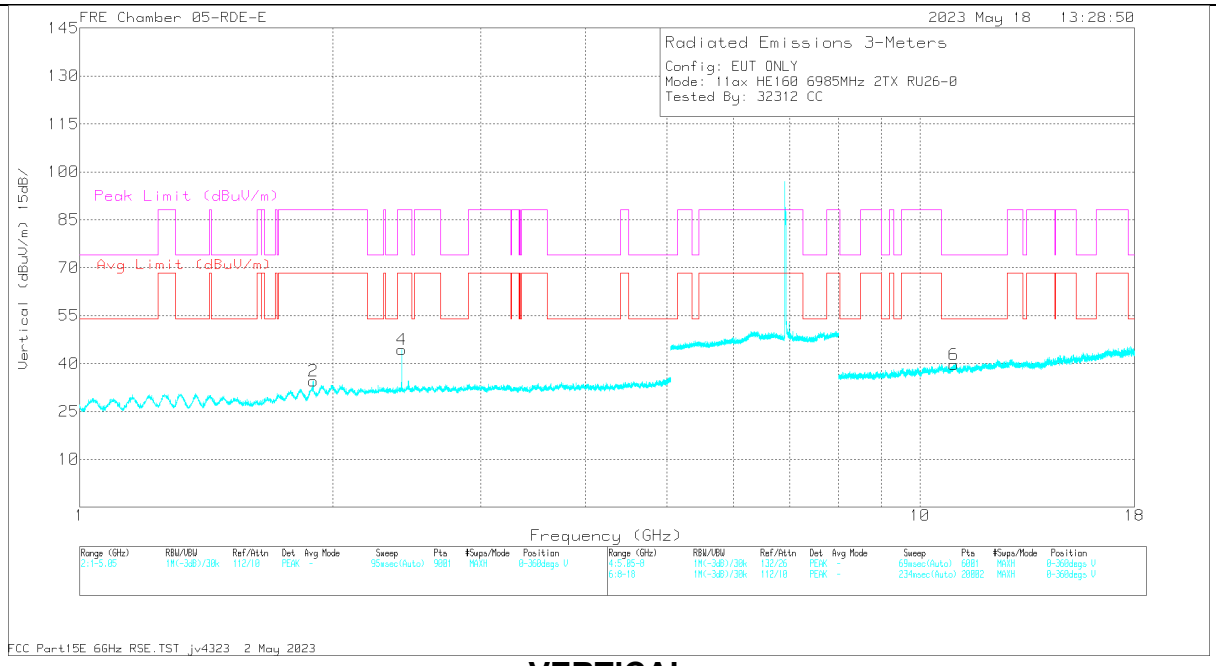

VERTICAL

UL VERIFICATION SERVICES
47173 Benicia Street, Fremont, CA 94538; USA TEL:(510) 319-4000 FAX:(510) 661-0888
This report shall not be reproduced except in full, without the written approval of UL VERIFICATION SERVICES

RADIATED EMISSIONS

Marker	Frequency (GHz)	Meter Reading (dBuV)	Det	226671 ACF (dB) 3mH	DCCF (dB)	Gain/Loss (dB)	Corrected Reading (dBuV/m)	Avg Limit (dBuV/m)	Margin (dB)	Peak Limit (dBuV/m)	PK Margin (dB)	Azimuth (Degs)	Height (cm)	Polarity
1	1.89042	49.96	ADR	31.3	0	-50.37	30.89	68.2	-37.31	-	-	0	200	H
	1.89081	61.42	PK-U	31.3	0	-50.38	42.34	-	-	88.2	-45.86	0	200	H
2	1.89509	49.77	ADR	31.3	0	-50.41	30.66	68.2	-37.54	-	-	0	200	V
	1.89578	61.25	PK-U	31.3	0	-50.4	42.15	-	-	88.2	-46.05	0	200	V
3	2.41263	60.87	PK-U	32	0	-50.24	42.63	-	-	88.2	-45.57	0	101	H
	2.4156	48.76	ADR	32	0	-50.23	30.53	68.2	-37.67	-	-	0	101	H
4	2.41565	48.86	ADR	32	0	-50.23	30.63	68.2	-37.57	-	-	0	101	V
	2.41735	60.47	PK-U	32	0	-50.26	42.21	-	-	88.2	-45.99	0	101	V
6	10.9806	55.67	PK-U	37.9	0	-44.13	49.44	-	-	74	-24.56	0	200	V
	10.983	43.64	ADR	37.9	0	-44.1	37.44	54	-16.56	-	-	0	200	V
5	10.9896	43.4	ADR	37.9	0	-44.15	37.15	54	-16.85	-	-	0	101	H
	10.9906	55.41	PK-U	37.9	0	-44.15	49.16	-	-	74	-24.84	0	101	H

PK-U - U-NII: Maximum Peak
ADR - U-NII AD primary method, RMS average

UL VERIFICATION SERVICES
47173 Benicia Street, Fremont, CA 94538; USA TEL:(510) 319-4000 FAX:(510) 661-0888
This report shall not be reproduced except in full, without the written approval of UL VERIFICATION SERVICES

1TX Antenna 6 MODE: SU Mode

BANDEDGE (HIGH CHANNEL)

HORIZONTAL RESULT

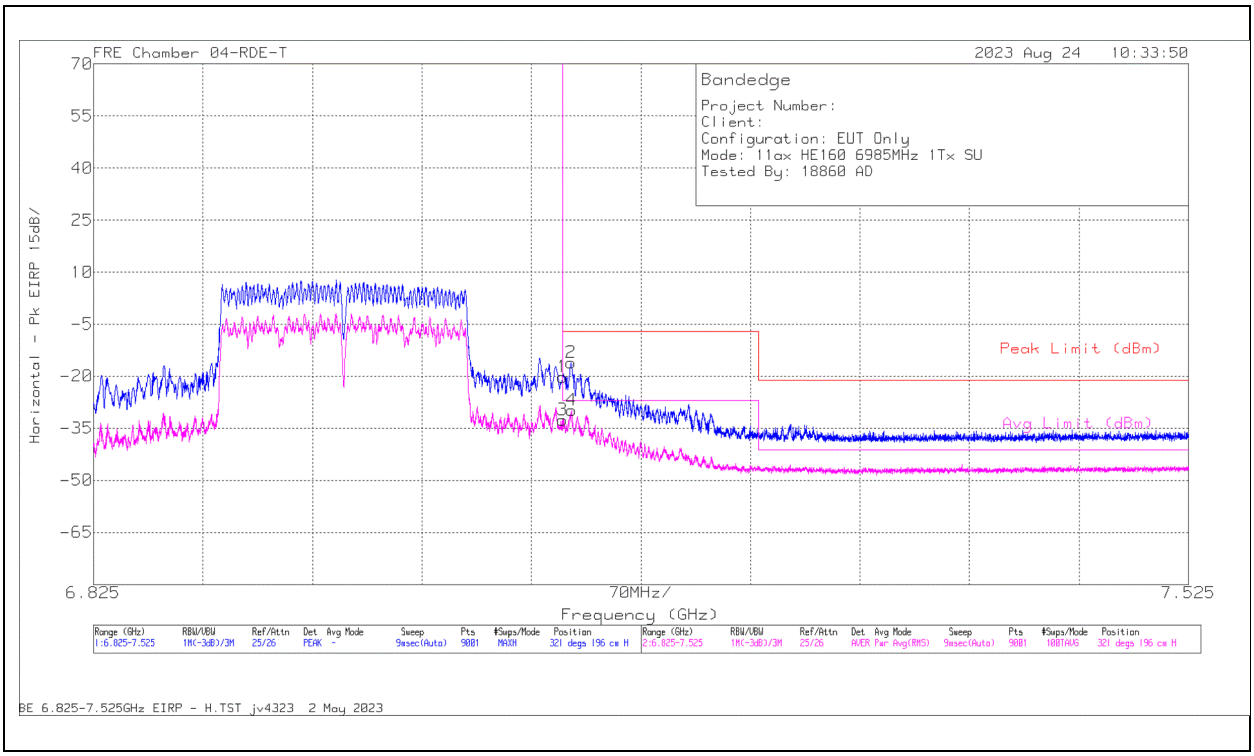

Marker	Frequency (GHz)	Meter Reading (dBm)	Det	226673 ACF (dB) 3mH	Conversion Factor (dB)	DCCF (dB)	Gain/Loss (dB)	Corrected Reading EIRP	Peak Limit (dBm)	PK Margin (dB)	Avg Limit (dBm)	RMS Margin (dB)	Azimuth (Degs)	Height (cm)	Polarity
1	7.125	-33.52	Pk	35.6	11.8	0	-34.14	-20.26	-7	-13.26	-	-	321	196	H
3	7.125	-47	RMS	35.6	11.8	1.13	-34.14	-32.61	-	-	-27	-5.61	321	196	H
2	7.1302	-29.41	Pk	35.6	11.8	0	-34.1	-16.11	-7	-9.11	-	-	321	196	H
4	7.13051	-44.15	RMS	35.6	11.8	1.13	-34.11	-29.73	-	-	-27	-2.73	321	196	H

Pk - Peak detector
RMS - RMS detection

UL VERIFICATION SERVICES
47173 Benicia Street, Fremont, CA 94538; USA TEL:(510) 319-4000 FAX:(510) 661-0888
This report shall not be reproduced except in full, without the written approval of UL VERIFICATION SERVICES

VERTICAL RESULT

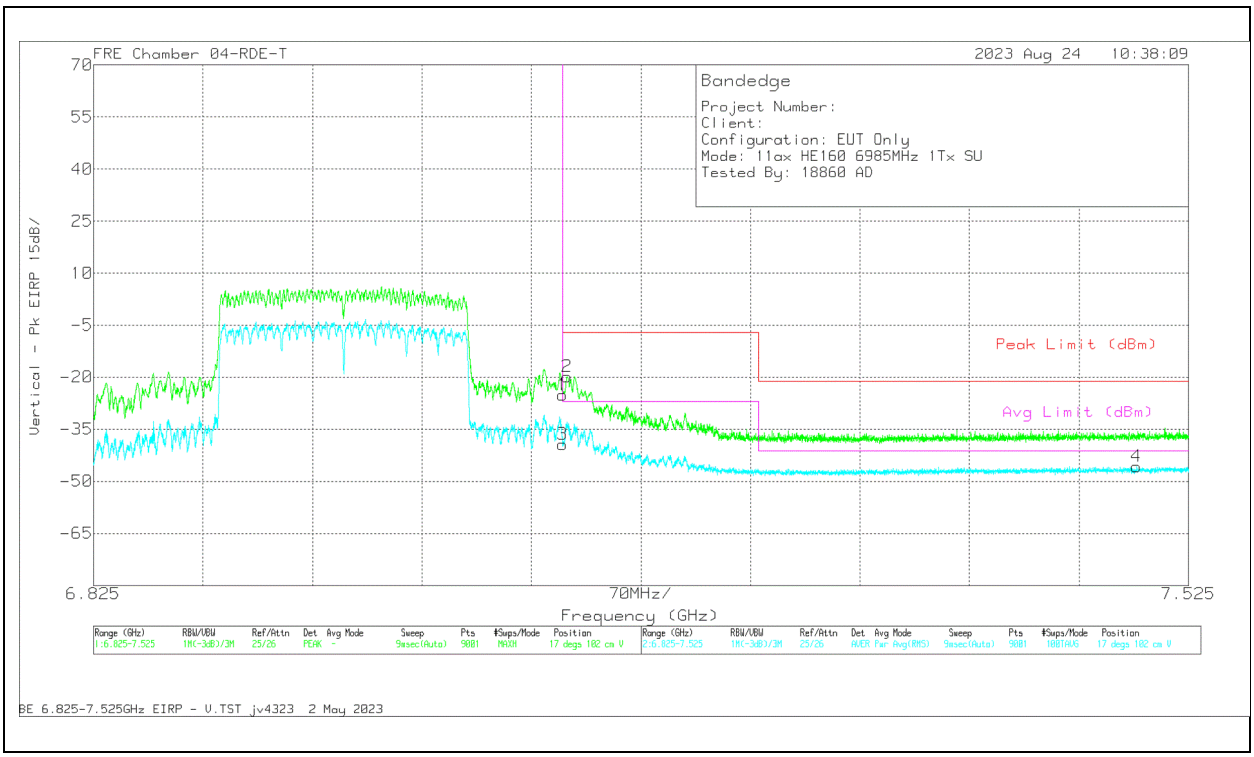

Marker	Frequency (GHz)	Meter Reading (dBm)	Det	226673 ACF (dB) 3mH	Conversion Factor (dB)	DCCF (dB)	Gain/Loss (dB)	Corrected Reading EIRP	Peak Limit (dBm)	PK Margin (dB)	Avg Limit (dBm)	RMS Margin (dB)	Azimuth (Degs)	Height (cm)	Polarity
4	* 7.491635	-60.99	RMS	35.7	11.8	1.13	-33.34	-45.7	-	-	-41.2	-4.5	17	102	V
1	7.125	-38.37	Pk	35.6	11.8	0	-34.14	-25.11	-7	-18.11	-	-	17	102	V
3	7.125	-53.74	RMS	35.6	11.8	1.13	-34.14	-39.35	-	-	-27	-12.35	17	102	V
2	7.12779	-33.13	Pk	35.6	11.8	0	-34.08	-19.81	-7	-12.81	-	-	17	102	V

* - indicates frequency in CFR47 Pt 15 / IC RSS-Restricted Band
Pk - Peak detector
RMS - RMS detection

UL VERIFICATION SERVICES
47173 Benicia Street, Fremont, CA 94538; USA TEL:(510) 319-4000 FAX:(510) 661-0888
This report shall not be reproduced except in full, without the written approval of UL VERIFICATION SERVICES

1TX Antenna 5 MODE: SU Mode

BANDEDGE (HIGH CHANNEL)

HORIZONTAL RESULT

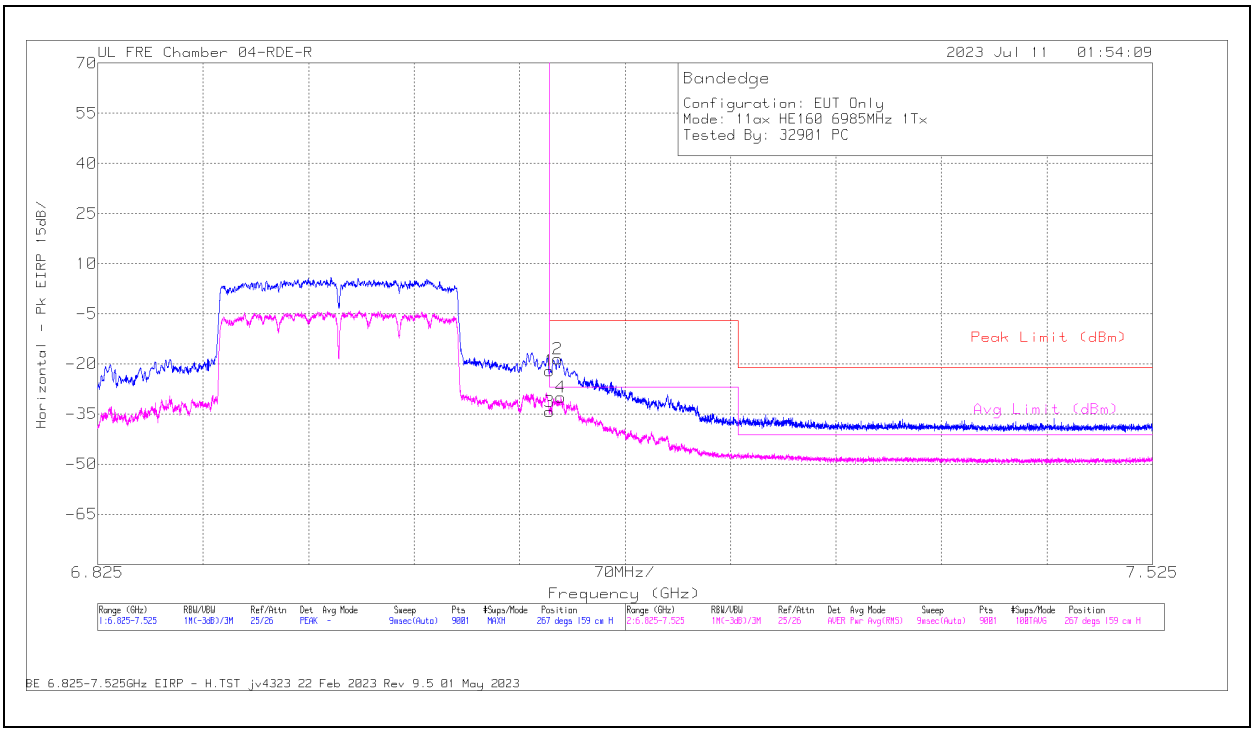

Marker	Frequency (GHz)	Meter Reading (dBm)	Det	222740 ACF(dB) - 3mH	Conversion Factor (dB)	DCCF (dB)	Gain/Loss (dB)	Corrected Reading EIRP	Peak Limit (dBm)	PK Margin (dB)	Avg Limit (dBm)	RMS Margin (dB)	Azimuth (Degs)	Height (cm)	Polarity
1	7.125	-32.94	Pk	35.6	11.8	0	-36.5	-22.04	-7	-15.04	-	-	267	159	H
3	7.125	-46.39	RMS	35.6	11.8	1.13	-36.5	-34.36	-	-	-27	-7.36	267	159	H
2	7.1302	-29.39	Pk	35.6	11.8	0	-36.46	-18.45	-7	-11.45	-	-	267	159	H
4	7.13246	-42.12	RMS	35.6	11.8	1.13	-36.41	-30	-	-	-27	-3	267	159	H

Pk - Peak detector
RMS - RMS detection

UL VERIFICATION SERVICES
47173 Benicia Street, Fremont, CA 94538; USA TEL:(510) 319-4000 FAX:(510) 661-0888
This report shall not be reproduced except in full, without the written approval of UL VERIFICATION SERVICES

VERTICAL RESULT

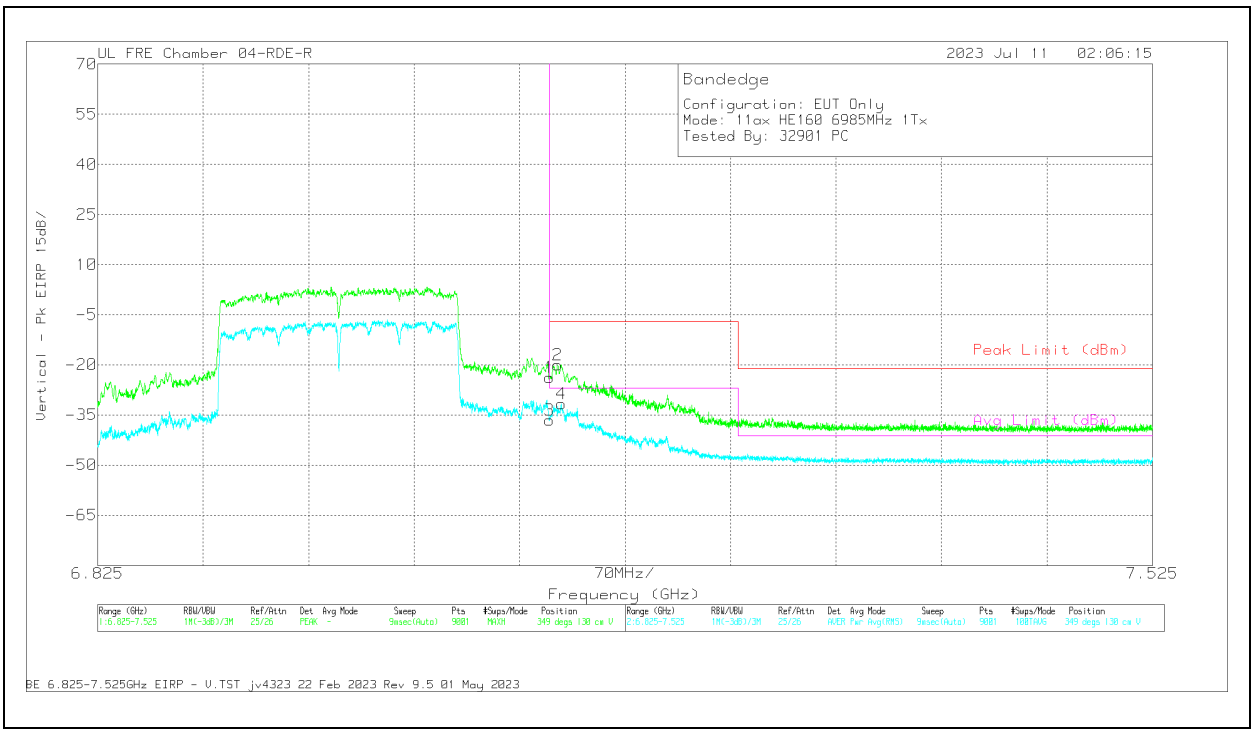

Marker	Frequency (GHz)	Meter Reading (dBm)	Det	222740 ACF(dB) - 3mH	Conversion Factor (dB)	DCCF (dB)	Gain/Loss (dB)	Corrected Reading EIRP	Peak Limit (dBm)	PK Margin (dB)	Avg Limit (dBm)	RMS Margin (dB)	Azimuth (Degs)	Height (cm)	Polarity
1	7.125	-34.67	Pk	35.6	11.8	0	-36.5	-23.77	-7	-16.77	-	-	349	130	V
3	7.125	-48.54	RMS	35.6	11.8	1.13	-36.5	-36.51	-	-	-27	-9.51	349	130	V
2	7.13028	-30.96	Pk	35.6	11.8	0	-36.46	-20.02	-7	-13.02	-	-	349	130	V
4	7.13261	-43.84	RMS	35.6	11.8	1.13	-36.41	-31.72	-	-	-27	-4.72	349	130	V

Pk - Peak detector
RMS - RMS detection

UL VERIFICATION SERVICES
47173 Benicia Street, Fremont, CA 94538; USA TEL:(510) 319-4000 FAX:(510) 661-0888
This report shall not be reproduced except in full, without the written approval of UL VERIFICATION SERVICES

2TX Antenna 6 + Antenna 5 OFDMA MODE: SU Mode

BANDEDGE (HIGH CHANNEL)

HORIZONTAL RESULT

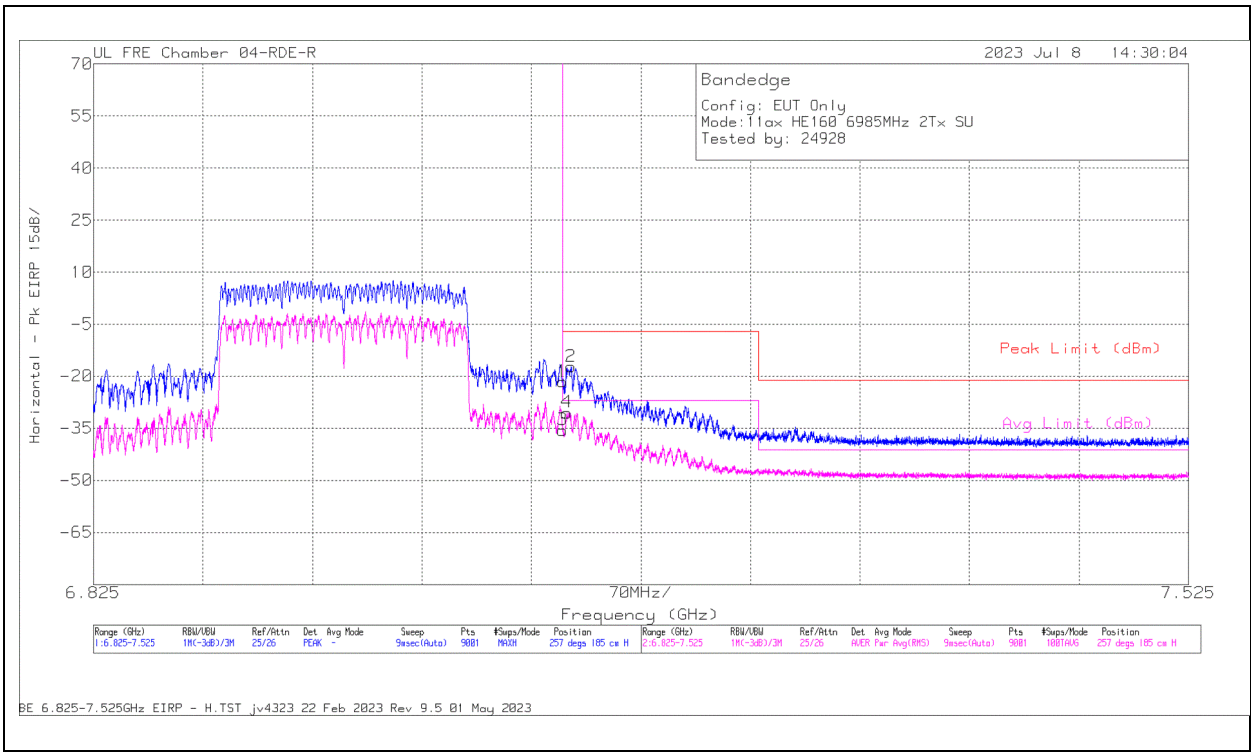

Marker	Frequency (GHz)	Meter Reading (dBm)	Det	222740 ACF(dB) - 3mH	Conversion Factor (dB)	DCCF (dB)	Gain/Loss (dB)	Corrected Reading EIRP	Peak Limit (dBm)	PK Margin (dB)	Avg Limit (dBm)	RMS Margin (dB)	Azimuth (Degs)	Height (cm)	Polarity
1	7.125	-32.43	Pk	35.6	11.8	0	-36.5	-21.53	-7	-14.53	-	-	257	185	H
3	7.125	-47.59	RMS	35.6	11.8	1.13	-36.5	-35.56	-	-	-27	-8.56	257	185	H
4	7.12756	-42.54	RMS	35.6	11.8	1.13	-36.48	-30.49	-	-	-27	-3.49	257	185	H
2	7.13028	-28.19	Pk	35.6	11.8	0	-36.46	-17.25	-7	-10.25	-	-	257	185	H

Pk - Peak detector
RMS - RMS detection

UL VERIFICATION SERVICES
47173 Benicia Street, Fremont, CA 94538; USA TEL:(510) 319-4000 FAX:(510) 661-0888
This report shall not be reproduced except in full, without the written approval of UL VERIFICATION SERVICES

VERTICAL RESULT

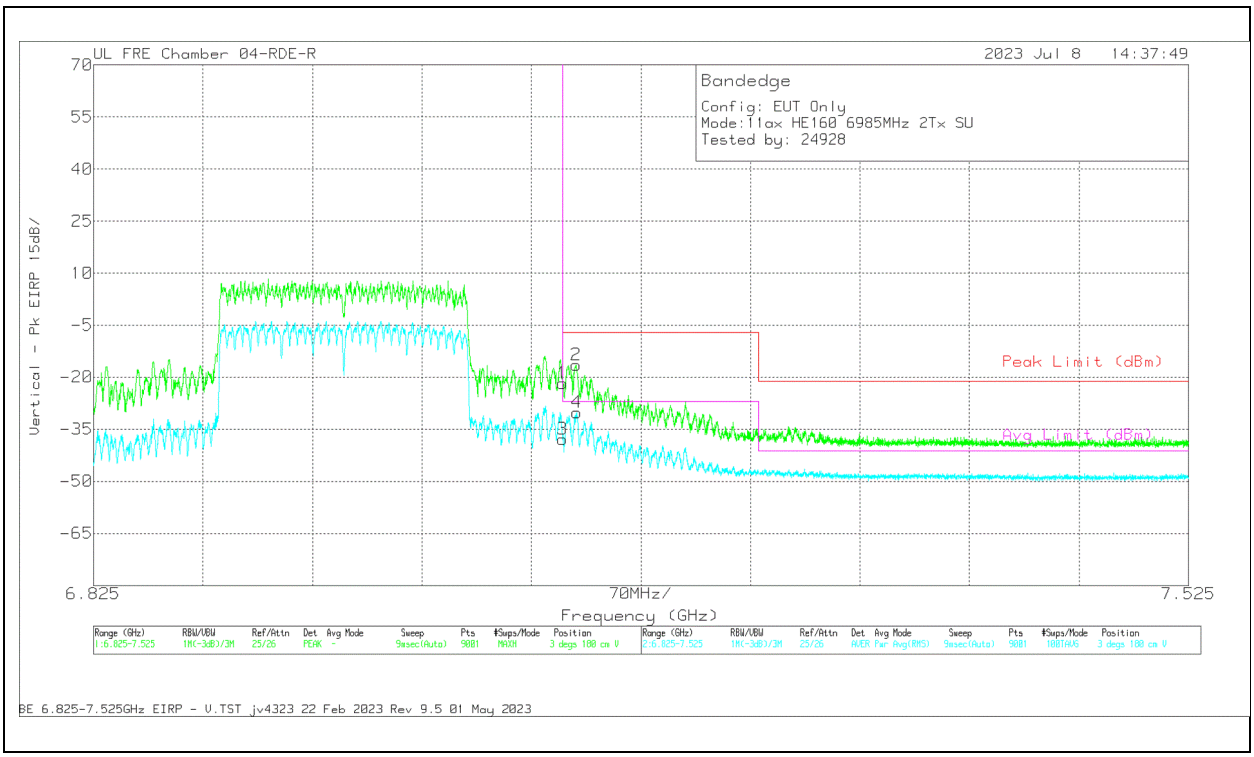

Marker	Frequency (GHz)	Meter Reading (dBm)	Det	222740 ACF(dB) - 3mH	Conversion Factor (dB)	DCCF (dB)	Gain/Loss (dB)	Corrected Reading EIRP	Peak Limit (dBm)	PK Margin (dB)	Avg Limit (dBm)	RMS Margin (dB)	Azimuth (Degs)	Height (cm)	Polarity
1	7.125	-32.65	Pk	35.6	11.8	0	-36.5	-21.75	-7	-14.75	-	-	3	180	V
3	7.125	-49.99	RMS	35.6	11.8	1.13	-36.5	-37.96	-	-	-27	-10.96	3	180	V
2	7.13347	-27.43	Pk	35.6	11.8	0	-36.4	-16.43	-7	-9.43	-	-	3	180	V
4	7.13386	-42.27	RMS	35.6	11.8	1.13	-36.39	-30.13	-	-	-27	-3.13	3	180	V

Pk - Peak detector
RMS - RMS detection

UL VERIFICATION SERVICES
47173 Benicia Street, Fremont, CA 94538; USA TEL:(510) 319-4000 FAX:(510) 661-0888
This report shall not be reproduced except in full, without the written approval of UL VERIFICATION SERVICES

HARMONICS AND SPURIOUS EMISSIONS

MID CHANNEL

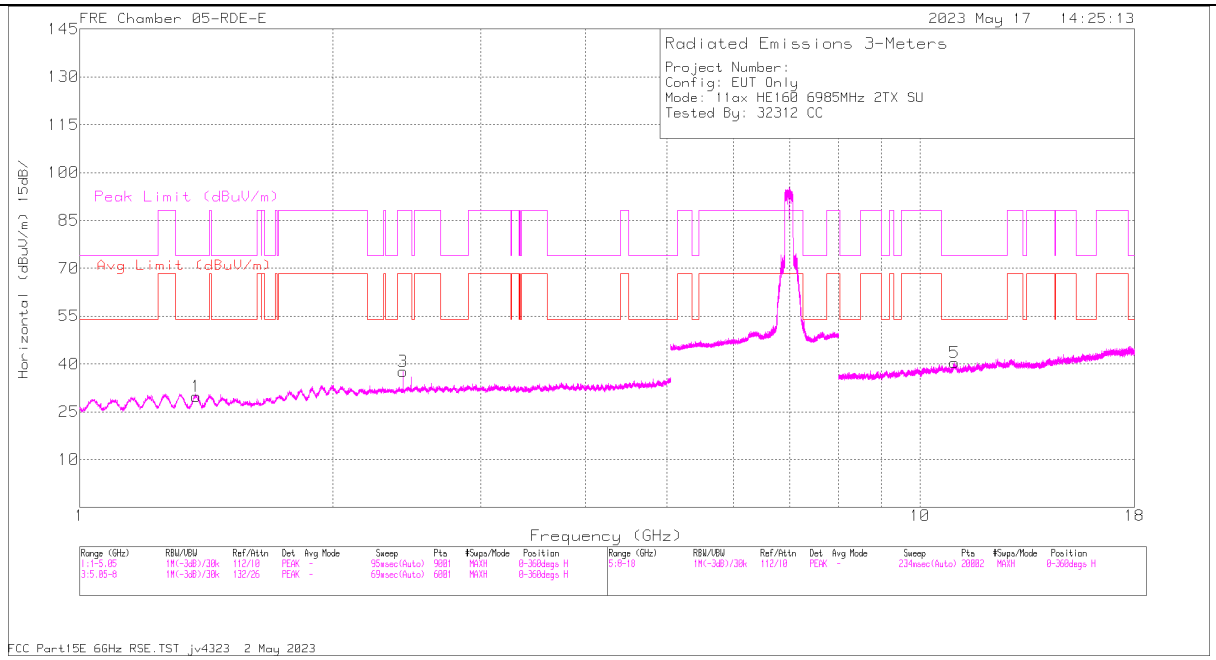

HORIZONTAL

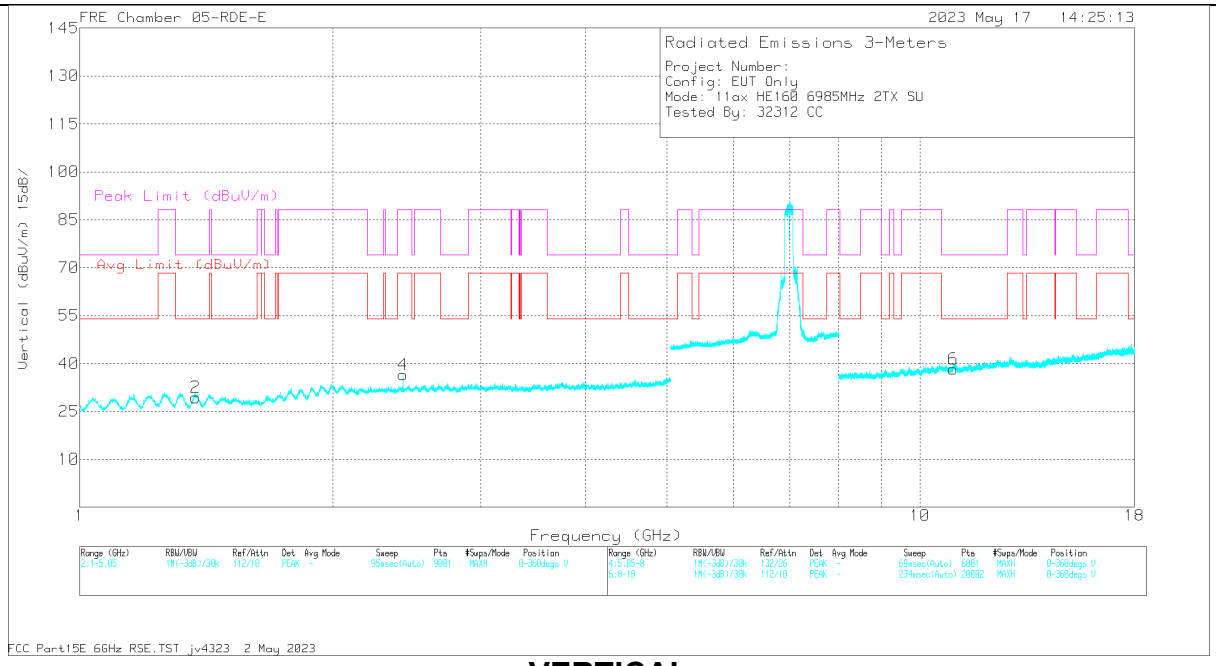

VERTICAL

UL VERIFICATION SERVICES
47173 Benicia Street, Fremont, CA 94538; USA TEL:(510) 319-4000 FAX:(510) 661-0888
This report shall not be reproduced except in full, without the written approval of UL VERIFICATION SERVICES

RADIATED EMISSIONS

Marker	Frequency (GHz)	Meter Reading (dBuV)	Det	226671 ACF (dB) 3mH	DCCF (dB)	Gain/Loss (dB)	Corrected Reading (dBuV/m)	Avg Limit (dBuV/m)	Margin (dB)	Peak Limit (dBuV/m)	PK Margin (dB)	Azimuth (Degs)	Height (cm)	Polarity
2	1.37513	50	ADR	28.7	0.1	-50.02	28.78	54	-25.22	-	-	0	101	V
	1.37533	62	PK-U	28.7	0	-50.01	40.69	-	-	74	-	0	101	V
1	1.37596	62.26	PK-U	28.7	0	-50	40.96	-	-	74	-	0	200	H
	1.37646	50.12	ADR	28.7	0.1	-50	28.92	54	-25.08	-	-	0	200	H
3	2.42581	60.24	PK-U	32.1	0	-50.23	42.11	-	-	88.2	-46.09	0	200	H
	2.42596	48.58	ADR	32.1	0.1	-50.23	30.55	68.2	-37.65	-	-	0	200	H
4	2.42575	67.7	PK-U	32.1	0	-50.24	49.56	-	-	88.2	-38.64	0	200	V
	2.42633	49.99	ADR	32.1	0.1	-50.22	31.97	68.2	-36.23	-	-	0	200	V
6	10.955	43.84	ADR	37.9	0.1	-44.45	37.39	54	-16.61	-	-	0	101	V
	10.956	55.08	PK-U	37.9	0	-44.44	48.54	-	-	74	-25.46	0	101	V
5	10.9927	43.49	ADR	37.9	0.1	-44.12	37.37	54	-16.63	-	-	0	200	H
	10.9931	55.28	PK-U	37.9	0	-44.11	49.07	-	-	74	-24.93	0	200	H

PK-U - U-NII: Maximum Peak
ADR - U-NII AD primary method, RMS average

UL VERIFICATION SERVICES
47173 Benicia Street, Fremont, CA 94538; USA TEL:(510) 319-4000 FAX:(510) 661-0888
This report shall not be reproduced except in full, without the written approval of UL VERIFICATION SERVICES

1.2. WORST CASE BELOW 1 GHz

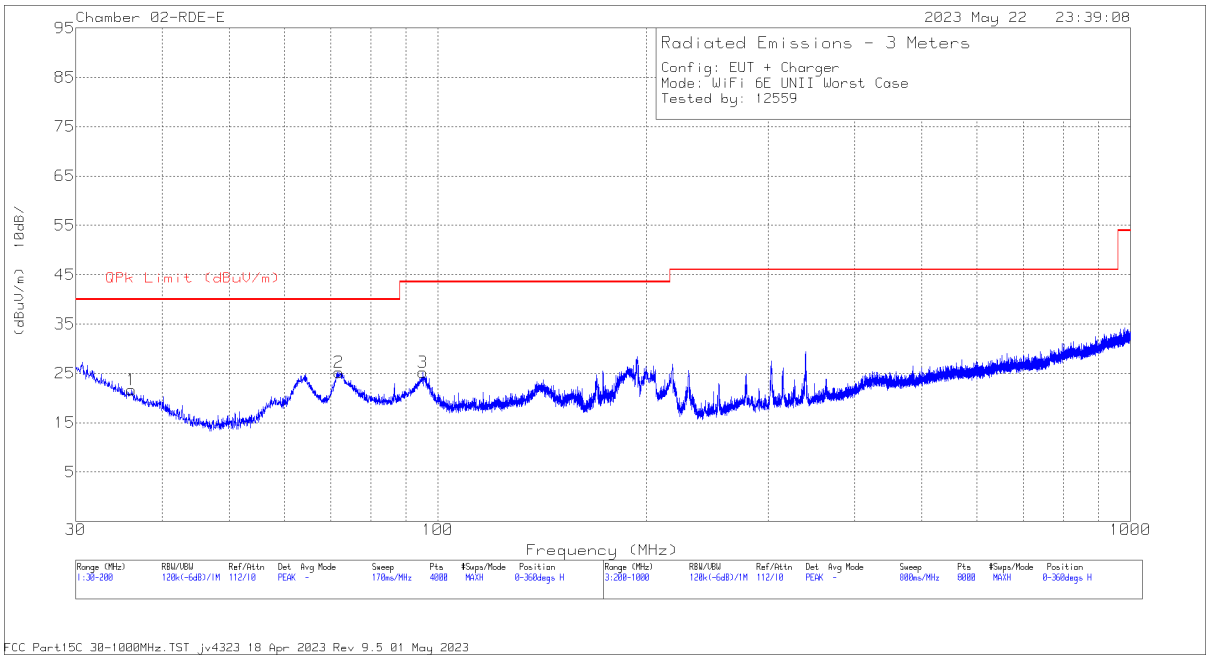

HORIZONTAL

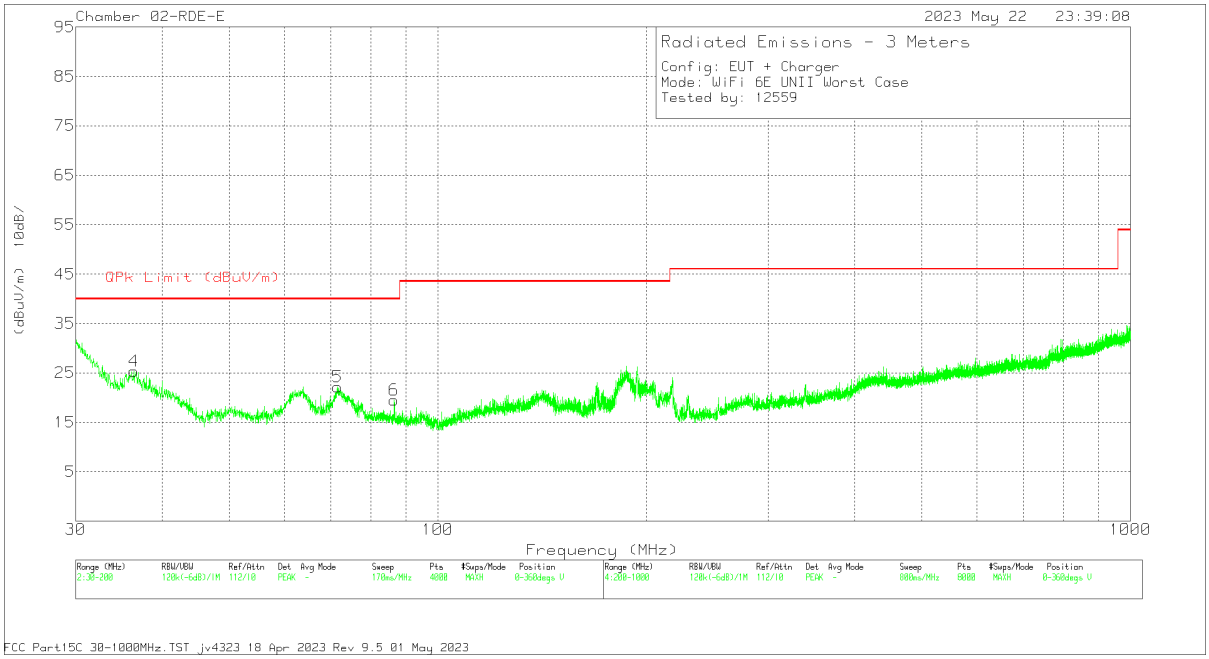

VERTICAL

UL VERIFICATION SERVICES
47173 Benicia Street, Fremont, CA 94538; USA TEL:(510) 319-4000 FAX:(510) 661-0888
This report shall not be reproduced except in full, without the written approval of UL VERIFICATION SERVICES

Radiated Emissions

Marker	Frequency (MHz)	Meter Reading (dBuV)	Det	230635 ACF (dB/m)	Amp/Cbl (dB)	Corrected Reading (dBuV/m)	QPk Limit (dBuV/m)	Margin (dB)	Azimuth (Degs)	Height (cm)	Polarity
1	36.1	21.79	Qp	22.3	-31.5	12.59	40	-27.41	311	221	H
4	36.3767	28.11	Qp	22.1	-31.5	18.71	40	-21.29	197	102	V
5	71.8228	35.19	Qp	14	-31	18.19	40	-21.81	276	122	V
2	72.2694	39.33	Qp	14	-31	22.33	40	-17.67	143	243	H
6	86.6616	32.76	Qp	13.4	-30.9	15.26	40	-24.74	35	155	V
3	95.0234	37.21	Qp	14.9	-30.8	21.31	43.52	-22.21	197	318	H

Pk - Peak detector
Qp - Quasi-Peak detector

UL VERIFICATION SERVICES
47173 Benicia Street, Fremont, CA 94538; USA TEL:(510) 319-4000 FAX:(510) 661-0888
This report shall not be reproduced except in full, without the written approval of UL VERIFICATION SERVICES

1.3. WORST CASE 18-26 GHz

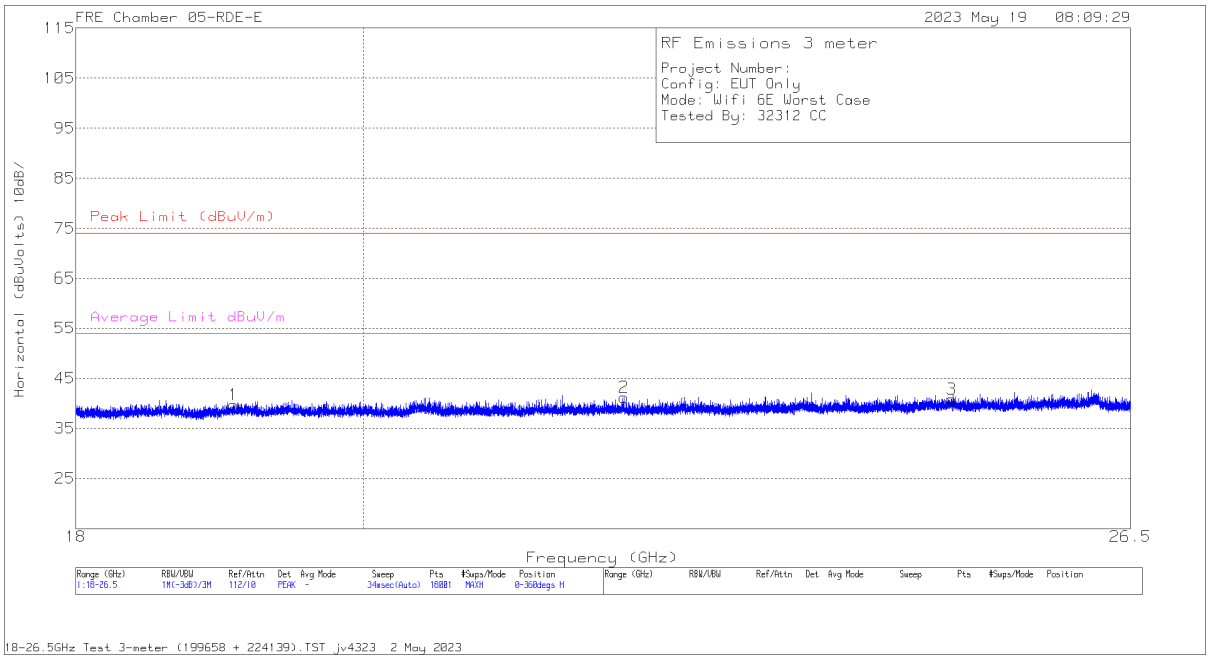

HORIZONTAL

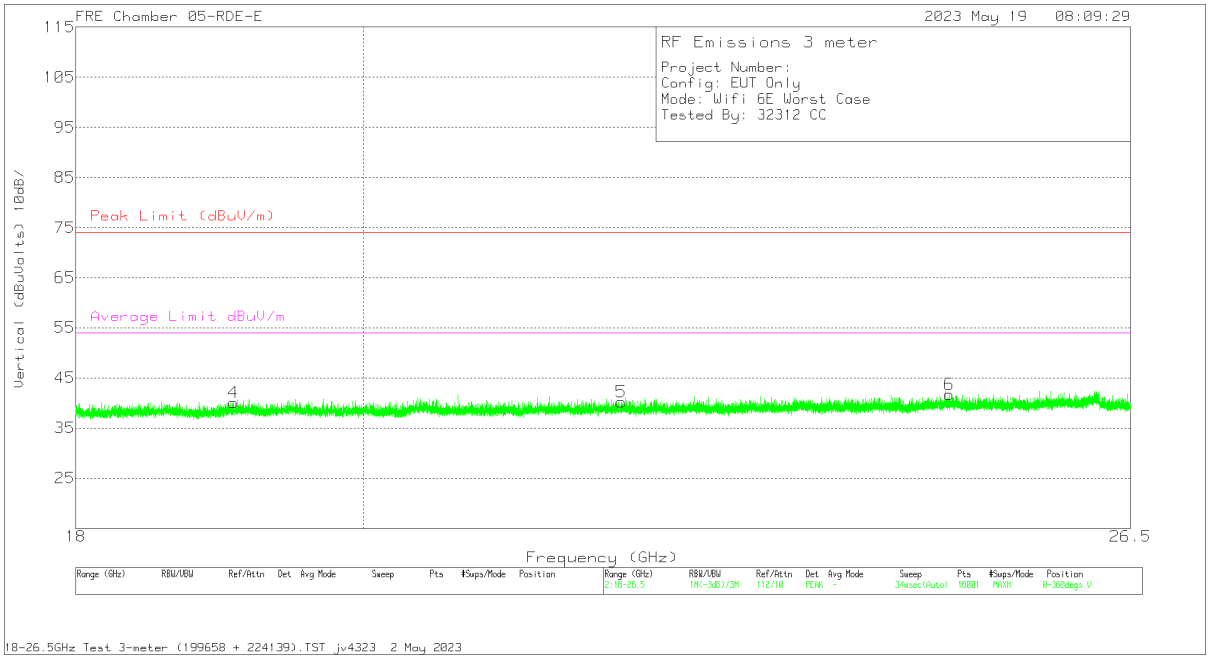

VERTICAL

UL VERIFICATION SERVICES
47173 Benicia Street, Fremont, CA 94538; USA TEL:(510) 319-4000 FAX:(510) 661-0888
This report shall not be reproduced except in full, without the written approval of UL VERIFICATION SERVICES

18-26 GHz DATA

Marker	Frequency (GHz)	Meter Reading (dBuV)	Det	Horn ACF (dB/m)	amp/cbl (dB)	CBL/SWIT CH	Corrected Reading (dBuVolts)	Peak Limit (dBuV/m)	PK Margin (dB)	Average Limit dBuV/m	Margin (dB)	Azimuth (Degs)	Height (cm)	Polarity
1	19.074515	57.16	PK-U	32.3	-61.9	13.2	40.76	74	-33.24	-	-	360	199	H
	19.074796	45.79	ADR	32.3	-61.9	13.2	29.39	-	-	54	-24.61	360	199	H
4	19.075325	57.25	PK-U	32.3	-61.9	13.2	40.85	74	-33.15	-	-	360	101	V
	19.075812	45.97	ADR	32.3	-61.9	13.2	29.57	-	-	54	-24.43	360	101	V
5	21.986552	57.66	PK-U	32.9	-62.4	14.1	42.26	74	-31.74	-	-	360	101	V
	21.987086	45.56	ADR	32.9	-62.4	14.1	30.16	-	-	54	-23.84	360	101	V
2	22.010988	45.75	ADR	32.9	-62.4	14.1	30.35	-	-	54	-23.65	360	199	H
	22.011259	56.93	PK-U	32.9	-62.4	14.1	41.53	74	-32.47	-	-	360	199	H
6	24.796751	55.41	PK-U	33.6	-61.3	15.1	42.81	74	-31.19	-	-	360	101	V
	24.798043	43.7	ADR	33.6	-61.3	15.1	31.1	-	-	54	-22.9	360	101	V
3	24.816964	43.68	ADR	33.6	-61.3	15.1	31.08	-	-	54	-22.92	360	101	H
	24.817567	55.75	PK-U	33.6	-61.3	15.1	43.15	74	-30.85	-	-	360	101	H

Pk - Peak detector
ADR - U-NII AD primary method, RMS average

UL VERIFICATION SERVICES
47173 Benicia Street, Fremont, CA 94538; USA TEL:(510) 319-4000 FAX:(510) 661-0888
This report shall not be reproduced except in full, without the written approval of UL VERIFICATION SERVICES

1.4. WORST CASE 26-40 GHz

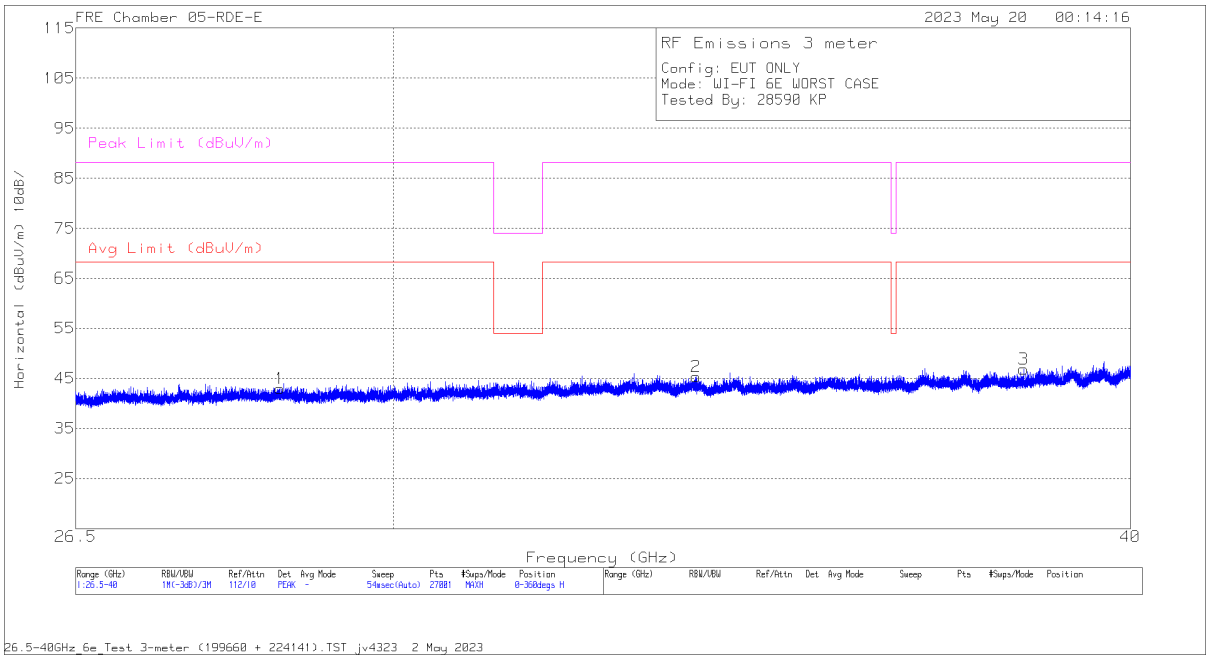

HORIZONTAL

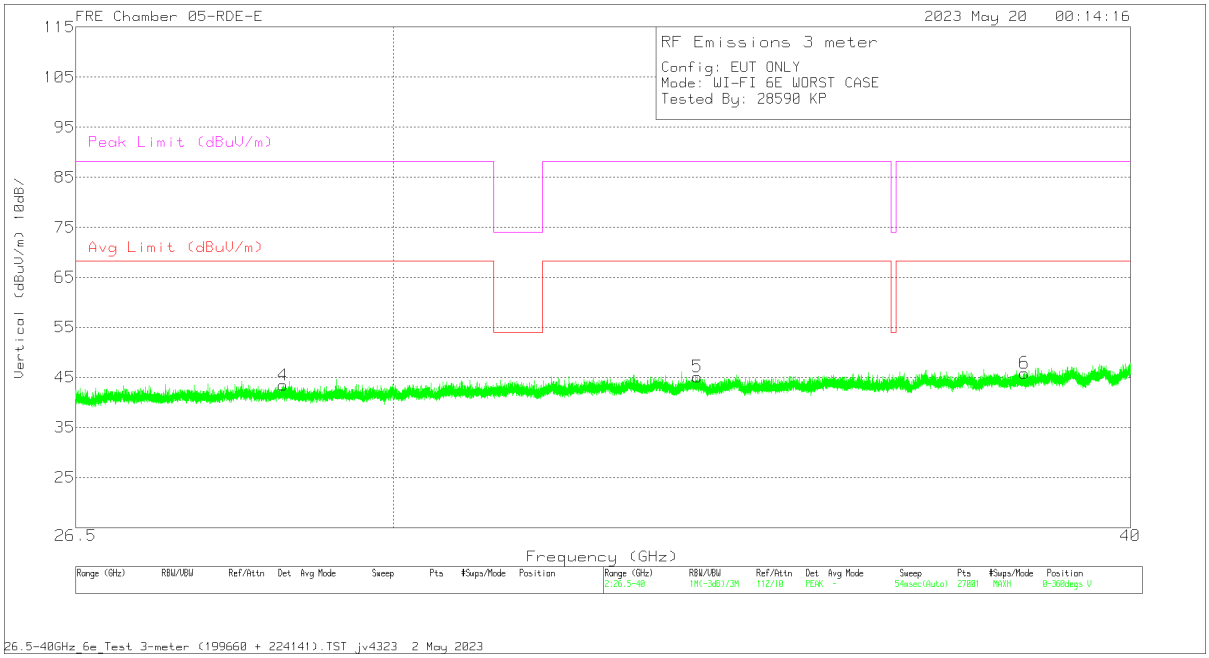

VERTICAL

UL VERIFICATION SERVICES
47173 Benicia Street, Fremont, CA 94538; USA TEL:(510) 319-4000 FAX:(510) 661-0888
This report shall not be reproduced except in full, without the written approval of UL VERIFICATION SERVICES

26-40 GHz DATA

Marker	Frequency (GHz)	Meter Reading (dBuV)	Det	Horn ACF (dB/m)	amp/cbl (dB)	CBL/SWIT CH	Corrected Reading (dBuV/m)	Avg Limit (dBuV/m)	Margin (dB)	Peak Limit (dBuV/m)	PK Margin (dB)	Azimuth (Degs)	Height (cm)	Polarity
1	28.6946	45.53	ADR	36.4	-65.5	16.5	32.93	68.2	-35.27	-	-	360	101	H
	28.6971	57.51	PK-U	36.4	-65.5	16.5	44.91	-	-	88.2	-43.29	360	101	H
4	28.7352	45.58	ADR	36.4	-65.4	16.6	33.18	68.2	-35.02	-	-	360	101	V
	28.7379	57.06	PK-U	36.4	-65.4	16.6	44.66	-	-	88.2	-43.54	360	101	V
2	33.7659	44.53	ADR	37.2	-65.3	17.9	34.33	68.2	-33.87	-	-	360	101	H
	33.7665	55.96	PK-U	37.2	-65.3	17.9	45.76	-	-	88.2	-42.44	360	101	H
5	33.7798	44.48	ADR	37.2	-65.4	17.9	34.18	68.2	-34.02	-	-	360	101	V
	33.7831	57.03	PK-U	37.2	-65.4	17.9	46.73	-	-	88.2	-41.47	360	101	V
3	38.3644	44.18	ADR	38.1	-66.4	19.6	35.48	68.2	-32.72	-	-	360	101	H
	38.3651	55.89	PK-U	38.1	-66.4	19.6	47.19	-	-	88.2	-41.01	360	101	H
6	38.3778	44.07	ADR	38.1	-66.4	19.6	35.37	68.2	-32.83	-	-	360	200	V
	38.3779	55.51	PK-U	38.1	-66.4	19.6	46.81	-	-	88.2	-41.39	360	200	V

Pk - Peak detector
ADR - U-NII AD primary method, RMS average

UL VERIFICATION SERVICES
47173 Benicia Street, Fremont, CA 94538; USA TEL:(510) 319-4000 FAX:(510) 661-0888
This report shall not be reproduced except in full, without the written approval of UL VERIFICATION SERVICES

2. AC POWER LINE CONDUCTED EMISSIONS

LIMITS

FCC §15.207 (a)

RSS-Gen 8.8

Frequency of Emission (MHz)	Conducted Limit (dBµV)	
	Quasi-peak	Average
0.15-0.5	66 to 56	56 to 46
0.5-5	56	46
5-30	60	50

*Decreases with the logarithm of the frequency.

TEST PROCEDURE

The EUT is placed on a non-conducting table 40 cm from the vertical ground plane and 80 cm above the horizontal ground plane. The EUT is configured in accordance with ANSI C63.10.

The receiver is set to a resolution bandwidth of 9 kHz. Peak detection is used unless otherwise noted as quasi-peak or average.

Line conducted data is recorded for both NEUTRAL and HOT lines.

RESULTS

UL VERIFICATION SERVICES
47173 Benicia Street, Fremont, CA 94538; USA TEL:(510) 319-4000 FAX:(510) 661-0888
This report shall not be reproduced except in full, without the written approval of UL VERIFICATION SERVICES

2.1. EUT WITH AC ADAPTER

LINE 1 RESULTS

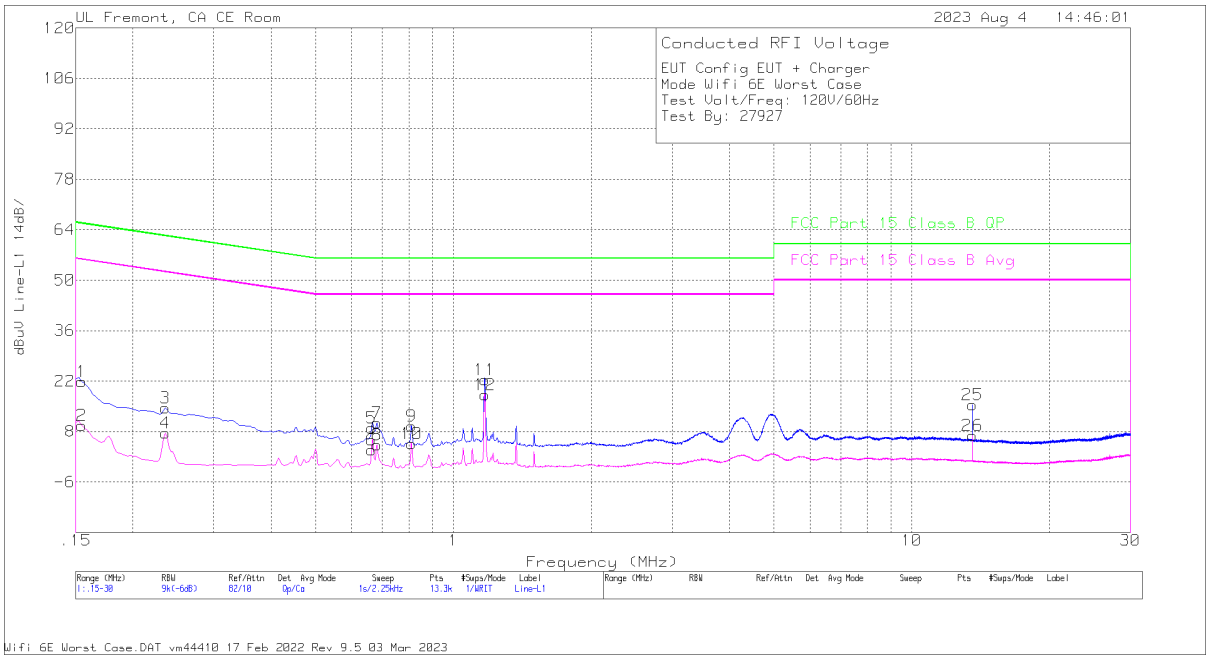

Range 1: Line-L1 .15 - 30MHz											
Marker	Frequency (MHz)	Meter Reading (dBuV)	Det	L1_LISN (dB)	C1&C3 cable path loss (dB)	207996 Limiter with short cabl (dB)	Corrected Reading dBuV	FCC Part 15 Class B QP Limit (dBuV)	QP Margin (dB)	FCC Part 15 Class B Avg Limit (dBuV)	Av(CISPR)Margin (dB)
2	.1545	.28	Ca	0	0	9.4	9.68	-	-	55.75	-46.07
4	.2355	-1.79	Ca	0	0	9.3	7.51	-	-	52.25	-44.74
6	.663	-6.52	Ca	0	.1	9.3	2.88	-	-	46	-43.12
8	.681	-5.07	Ca	0	.1	9.3	4.33	-	-	46	-41.67
10	.8115	-4.81	Ca	0	.1	9.3	4.59	-	-	46	-41.41
12	1.1715	8.81	Ca	0	.1	9.3	18.21	-	-	46	-27.79
26	13.56	-2.63	Ca	.1	.2	9.3	6.97	-	-	50	-43.03
1	.1545	12.49	Qp	0	0	9.4	21.89	65.75	-43.86	-	-
3	.2355	5.2	Qp	0	0	9.3	14.5	62.25	-47.75	-	-
5	.663	-.42	Qp	0	.1	9.3	8.98	56	-47.02	-	-
7	.681	.91	Qp	0	.1	9.3	10.31	56	-45.69	-	-
9	.8115	.05	Qp	0	.1	9.3	9.45	56	-46.55	-	-
11	1.1715	12.92	Qp	0	.1	9.3	22.32	56	-33.68	-	-
25	13.56	5.75	Qp	.1	.2	9.3	15.35	60	-44.65	-	-

Qp - Quasi-Peak detector
Ca - CISPR average detection

UL VERIFICATION SERVICES
47173 Benicia Street, Fremont, CA 94538; USA TEL:(510) 319-4000 FAX:(510) 661-0888
This report shall not be reproduced except in full, without the written approval of UL VERIFICATION SERVICES

LINE 2 RESULTS

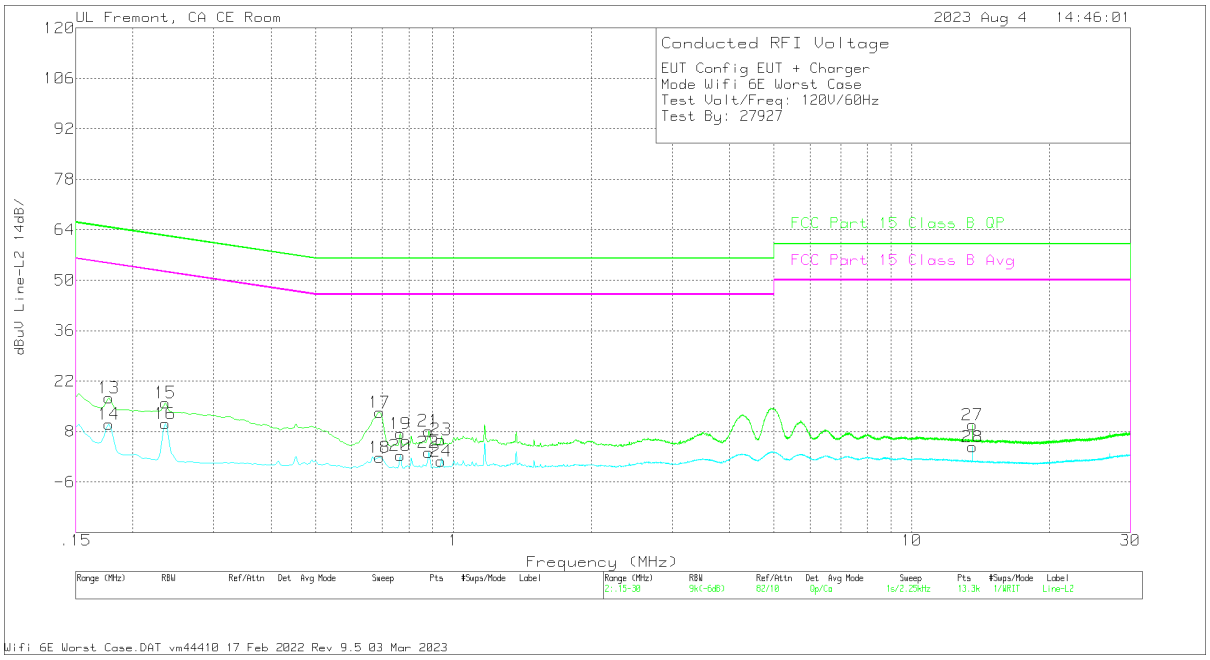

Range 2: Line-L2 .15 - 30MHz											
Marker	Frequency (MHz)	Meter Reading (dBuV)	Det	L2_LISN (dB)	C1&C3 cable path loss (dB)	207996 Limiter with short cabl (dB)	Corrected Reading dBuV	FCC Part 15 Class B QP Limit (dBuV)	QP Margin (dB)	FCC Part 15 Class B Avg Limit (dBuV)	Av(CISPR)Margin (dB)
14	.177	.7	Ca	0	0	9.4	10.1	-	-	54.63	-44.53
16	.2355	.92	Ca	0	0	9.3	10.22	-	-	52.25	-42.03
18	.69	-8.58	Ca	0	.1	9.3	.82	-	-	46	-45.18
20	.7665	-8.1	Ca	0	.1	9.3	1.3	-	-	46	-44.7
22	.8835	-7.27	Ca	0	.1	9.3	2.13	-	-	46	-43.87
24	.9398	-9.68	Ca	0	.1	9.3	-.28	-	-	46	-46.28
28	13.56	-5.77	Ca	.1	.2	9.3	3.83	-	-	50	-46.17
13	.177	7.93	Qp	0	0	9.4	17.33	64.63	-47.3	-	-
15	.2355	6.71	Qp	0	0	9.3	16.01	62.25	-46.24	-	-
17	.69	3.89	Qp	0	.1	9.3	13.29	56	-42.71	-	-
19	.7665	-2.06	Qp	0	.1	9.3	7.34	56	-48.66	-	-
21	.8835	-1.21	Qp	0	.1	9.3	8.19	56	-47.81	-	-
23	.9398	-3.64	Qp	0	.1	9.3	5.76	56	-50.24	-	-
27	13.56	.29	Qp	.1	.2	9.3	9.89	60	-50.11	-	-

Qp - Quasi-Peak detector
Ca - CISPR average detection

UL VERIFICATION SERVICES
47173 Benicia Street, Fremont, CA 94538; USA TEL:(510) 319-4000 FAX:(510) 661-0888
This report shall not be reproduced except in full, without the written approval of UL VERIFICATION SERVICES

2.2. EUT WITH LAPTOP

LINE 1 RESULTS

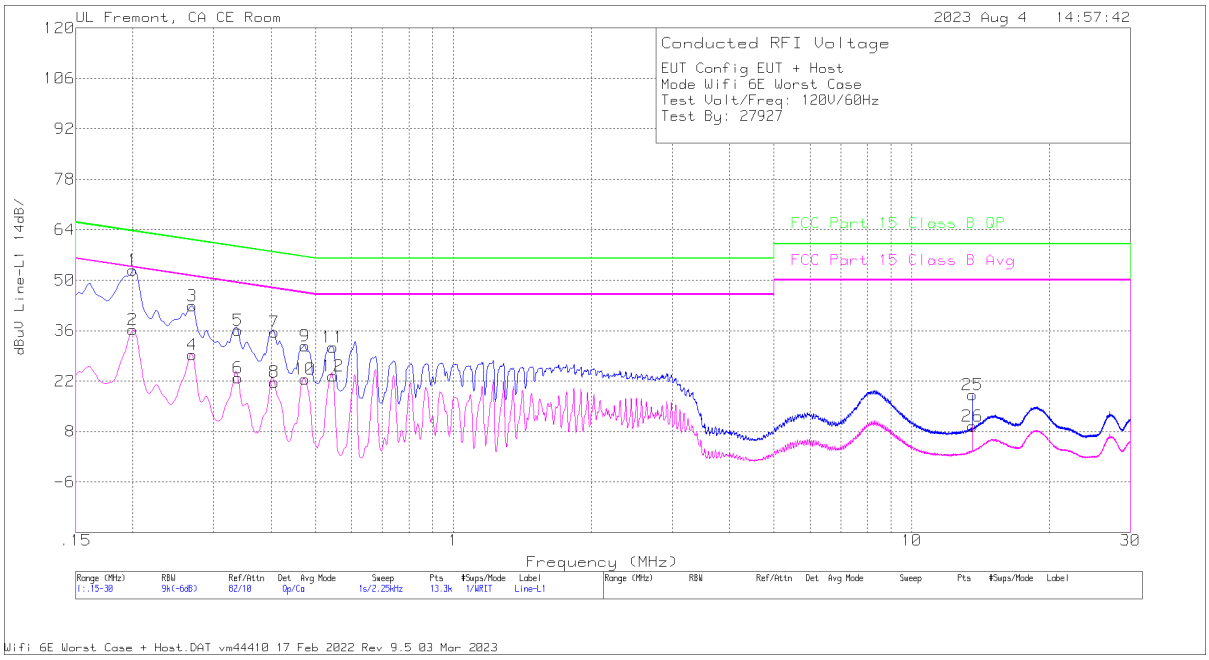

Range 1: Line-L1 .15 - 30MHz											
Marker	Frequency (MHz)	Meter Reading (dBuV)	Det	L1_LISN (dB)	C1&C3 cable path loss (dB)	207996 Limiter with short cabl (dB)	Corrected Reading dBuV	FCC Part 15 Class B QP Limit (dBuV)	QP Margin (dB)	FCC Part 15 Class B Avg Limit (dBuV)	Av(CISPR)Margin (dB)
2	.1995	26.87	Ca	0	0	9.4	36.27	-	-	53.63	-17.36
4	.2693	20.07	Ca	0	0	9.3	29.37	-	-	51.14	-21.77
6	.339	13.62	Ca	0	0	9.3	22.92	-	-	49.23	-26.31
8	.4065	12.35	Ca	0	.1	9.3	21.75	-	-	47.72	-25.97
10	.474	13.06	Ca	0	.1	9.3	22.46	-	-	46.44	-23.98
12	.546	14.01	Ca	0	.1	9.3	23.41	-	-	46	-22.59
26	13.56	-.12	Ca	.1	.2	9.3	9.48	-	-	50	-40.52
1	.1995	43.34	Qp	0	0	9.4	52.74	63.63	-10.89	-	-
3	.2693	33.59	Qp	0	0	9.3	42.89	61.14	-18.25	-	-
5	.339	26.84	Qp	0	0	9.3	36.14	59.23	-23.09	-	-
7	.4065	26.21	Qp	0	.1	9.3	35.61	57.72	-22.11	-	-
9	.474	22.37	Qp	0	.1	9.3	31.77	56.44	-24.67	-	-
11	.546	22	Qp	0	.1	9.3	31.4	56	-24.6	-	-
25	13.56	8.63	Qp	.1	.2	9.3	18.23	60	-41.77	-	-

Qp - Quasi-Peak detector
Ca - CISPR average detection

UL VERIFICATION SERVICES
47173 Benicia Street, Fremont, CA 94538; USA TEL:(510) 319-4000 FAX:(510) 661-0888
This report shall not be reproduced except in full, without the written approval of UL VERIFICATION SERVICES

LINE 2 RESULTS

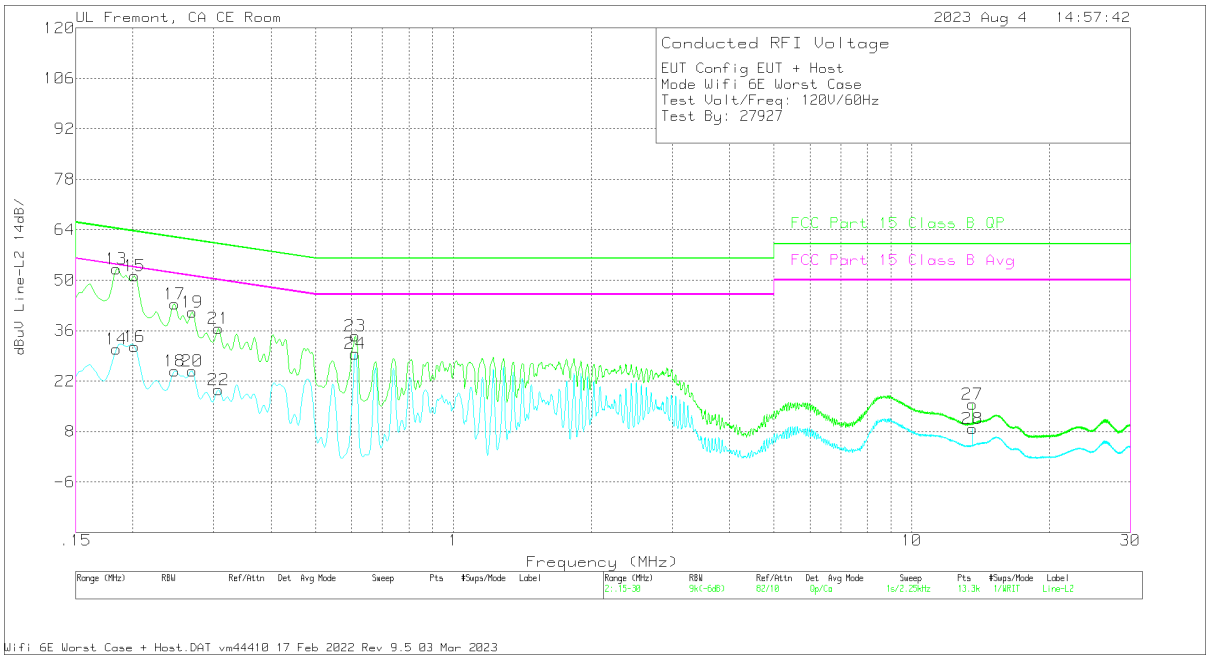

Range 2: Line-L2 .15 - 30MHz											
Marker	Frequency (MHz)	Meter Reading (dBuV)	Det	L2_LISN (dB)	C1&C3 cable path loss (dB)	207996 Limiter with short cabl (dB)	Corrected Reading dBuV	FCC Part 15 Class B QP Limit (dBuV)	QP Margin (dB)	FCC Part 15 Class B Avg Limit (dBuV)	Av(CISPR)M argin (dB)
14	.1838	21.54	Ca	0	0	9.4	30.94	-	-	54.31	-23.37
16	.2018	22.14	Ca	0	0	9.4	31.54	-	-	53.54	-22
18	.2468	15.53	Ca	0	0	9.3	24.83	-	-	51.87	-27.04
20	.2693	15.47	Ca	0	0	9.3	24.77	-	-	51.14	-26.37
22	.3075	10.32	Ca	0	0	9.3	19.62	-	-	50.04	-30.42
24	.6113	20.18	Ca	0	.1	9.3	29.58	-	-	46	-16.42
28	13.56	-.84	Ca	.1	.2	9.3	8.76	-	-	50	-41.24
13	.1838	43.77	Qp	0	0	9.4	53.17	64.31	-11.14	-	-
15	.2018	41.76	Qp	0	0	9.4	51.16	63.54	-12.38	-	-
17	.2468	34.17	Qp	0	0	9.3	43.47	61.87	-18.4	-	-
19	.2693	31.8	Qp	0	0	9.3	41.1	61.14	-20.04	-	-
21	.3075	27.37	Qp	0	0	9.3	36.67	60.04	-23.37	-	-
23	.6113	25.05	Qp	0	.1	9.3	34.45	56	-21.55	-	-
27	13.56	5.98	Qp	.1	.2	9.3	15.58	60	-44.42	-	-

Qp - Quasi-Peak detector
Ca - CISPR average detection

UL VERIFICATION SERVICES
47173 Benicia Street, Fremont, CA 94538; USA TEL:(510) 319-4000 FAX:(510) 661-0888
This report shall not be reproduced except in full, without the written approval of UL VERIFICATION SERVICES

3. SETUP PHOTOS

Refer to 14523772-EP1V1 report for Setup_Photos

END OF TEST REPORT

UL VERIFICATION SERVICES
47173 Benicia Street, Fremont, CA 94538; USA TEL:(510) 319-4000 FAX:(510) 661-0888
This report shall not be reproduced except in full, without the written approval of UL VERIFICATION SERVICES