## 2TX Antenna 6 + Antenna 5 OFDMA MODE (FCC) – 26 Tones, RU Index 4

| | |
|---|---|
| **Test Engineer:** | 19336 |
| **Test Date:** | 7/23/2023 |

**Antenna Gain and Limits**

| Channel | Frequency (MHz) | Directional Gain for Power (dBi) | Directional Gain for PSD (dBi) | EIRP Power Limit (dBm) | EIRP PSD Limit (dBm/1MHz) |
|---|---|---|---|---|---|
| Low | 6435 | -0.60 | 2.41 | 24.00 | -1.00 |
| Mid | 6475 | -0.60 | 2.41 | 24.00 | -1.00 |
| High | 6515 | -0.60 | 2.41 | 24.00 | -1.00 |

| | | |
|---|---|---|
| **Duty Cycle CF (dB)** | 0.00 | **Included in Calculations of Corr'd PSD** |

**Output Power Results**

| 6345 | Frequency (MHz) | Antenna 6 Meas Power (dBm) | Antenna 5 Meas Power (dBm) | Total EIRP Corr'd Power (dBm) | EIRP Power Limit (dBm) | Power Margin (dB) |
|---|---|---|---|---|---|---|
| Low | 6435 | -5.53 | -5.61 | -3.16 | 24.00 | -27.16 |
| Mid | 6475 | -5.58 | -5.58 | -3.17 | 24.00 | -27.17 |
| High | 6515 | -5.58 | -5.52 | -3.14 | 24.00 | -27.14 |

**PSD Results**

| Channel | Frequency (MHz) | Antenna 6 Meas PSD (dBm/1MHz) | Antenna 5 Meas PSD (dBm/1MHz) | Total EIRP Corr'd PSD (dBm/ 1MHz) | EIRP PSD Limit (dBm/ 1MHz) | PSD Margin (dB) |
|---|---|---|---|---|---|---|
| Low | 6435 | -8.971 | -9.017 | -3.573 | -1.00 | -2.573 |
| Mid | 6475 | -8.856 | -9.084 | -3.547 | -1.00 | -2.547 |
| High | 6515 | -8.846 | -9.029 | -3.515 | -1.00 | -2.515 |

**MID CHANNEL [ANT 6]**

**MID CHANNEL [ANT 5]**



UL VERIFICATION SERVICES INC.
47173 Benicia Street, Fremont, CA 94538; USA TEL:(510) 319-4000 FAX:(510) 661-0888

*This report shall not be reproduced except in full, without the written approval of UL Verification Services Inc.*

## 2TX Antenna 6 + Antenna 5 OFDMA MODE (FCC) – 26 Tones, RU Index 8

| | |
|---|---|
| **Test Engineer:** | 19336 |
| **Test Date:** | 7/23/2023 |

**Antenna Gain and Limits**

| Channel | Frequency (MHz) | Directional Gain for Power (dBi) | Directional Gain for PSD (dBi) | EIRP Power Limit (dBm) | EIRP PSD Limit (dBm/1MHz) |
|---|---|---|---|---|---|
| Low | 6435 | -0.60 | 2.41 | 24.00 | -1.00 |
| Mid | 6475 | -0.60 | 2.41 | 24.00 | -1.00 |
| High | 6515 | -0.60 | 2.41 | 24.00 | -1.00 |

| | | |
|---|---|---|
| **Duty Cycle CF (dB)** | 0.00 | **Included in Calculations of Corr'd PSD** |

**Output Power Results**

| 6345 | Frequency (MHz) | Antenna 6 Meas Power (dBm) | Antenna 5 Meas Power (dBm) | Total EIRP Corr'd Power (dBm) | EIRP Power Limit (dBm) | Power Margin (dB) |
|---|---|---|---|---|---|---|
| Low | 6435 | -5.56 | -5.55 | -3.14 | 24.00 | -27.14 |
| Mid | 6475 | -5.59 | -5.52 | -3.14 | 24.00 | -27.14 |
| High | 6515 | -5.56 | -5.59 | -3.16 | 24.00 | -27.16 |

**PSD Results**

| Channel | Frequency (MHz) | Antenna 6 Meas PSD (dBm/1MHz) | Antenna 5 Meas PSD (dBm/1MHz) | Total EIRP Corr'd PSD (dBm/ 1MHz) | EIRP PSD Limit (dBm/ 1MHz) | PSD Margin (dB) |
|---|---|---|---|---|---|---|
| Low | 6435 | -7.858 | -7.824 | -2.420 | -1.00 | -1.420 |
| Mid | 6475 | -8.036 | -7.851 | -2.521 | -1.00 | -1.521 |
| High | 6515 | -7.965 | -7.916 | -2.519 | -1.00 | -1.519 |

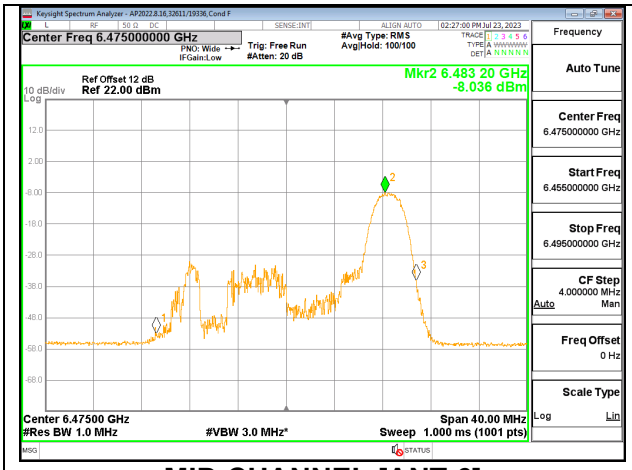


**MID CHANNEL [ANT 6]**

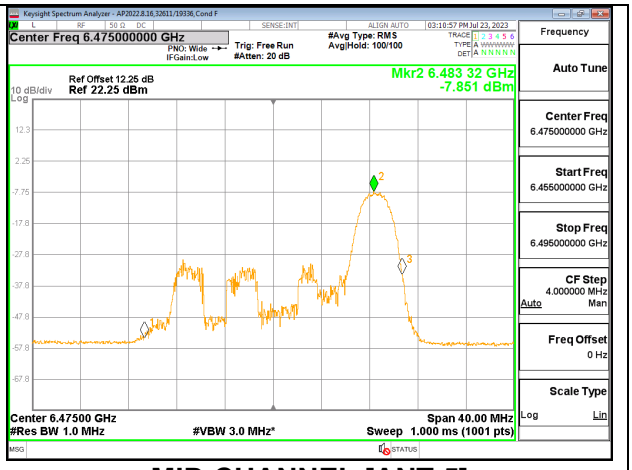


**MID CHANNEL [ANT 5]**



UL VERIFICATION SERVICES INC.
47173 Benicia Street, Fremont, CA 94538; USA TEL:(510) 319-4000 FAX:(510) 661-0888

*This report shall not be reproduced except in full, without the written approval of UL Verification Services Inc.*

## 2TX Antenna 6 + Antenna 5 OFDMA MODE (FCC) – SU Mode

| | |
|---|---|
| **Test Engineer:** | 19336 |
| **Test Date:** | 7/23/2023 |

**Antenna Gain and Limits**

| Channel | Frequency (MHz) | Directional Gain for Power (dBi) | Directional Gain for PSD (dBi) | EIRP Power Limit (dBm) | EIRP PSD Limit (dBm/1MHz) |
|---|---|---|---|---|---|
| Low | 6435 | -0.60 | 2.41 | 24.00 | -1.00 |
| Mid | 6475 | -0.60 | 2.41 | 24.00 | -1.00 |
| High | 6515 | -0.60 | 2.41 | 24.00 | -1.00 |

| | | |
|---|---|---|
| **Duty Cycle CF (dB)** | 0.00 | **Included in Calculations of Corr'd PSD** |

**Output Power Results**

| 6345 | Frequency (MHz) | Antenna 6 Meas Power (dBm) | Antenna 5 Meas Power (dBm) | Total EIRP Corr'd Power (dBm) | EIRP Power Limit (dBm) | Power Margin (dB) |
|---|---|---|---|---|---|---|
| Low | 6435 | 3.46 | 3.41 | 5.85 | 24.00 | -18.15 |
| Mid | 6475 | 3.36 | 3.47 | 5.83 | 24.00 | -18.17 |
| High | 6515 | 3.43 | 3.45 | 5.85 | 24.00 | -18.15 |

**PSD Results**

| Channel | Frequency (MHz) | Antenna 6 Meas PSD (dBm/1MHz) | Antenna 5 Meas PSD (dBm/1MHz) | Total EIRP Corr'd PSD (dBm/ 1MHz) | EIRP PSD Limit (dBm/ 1MHz) | PSD Margin (dB) |
|---|---|---|---|---|---|---|
| Low | 6435 | -7.851 | -8.008 | -2.508 | -1.00 | -1.508 |
| Mid | 6475 | -7.798 | -7.687 | -2.321 | -1.00 | -1.321 |
| High | 6515 | -7.940 | -7.622 | -2.357 | -1.00 | -1.357 |

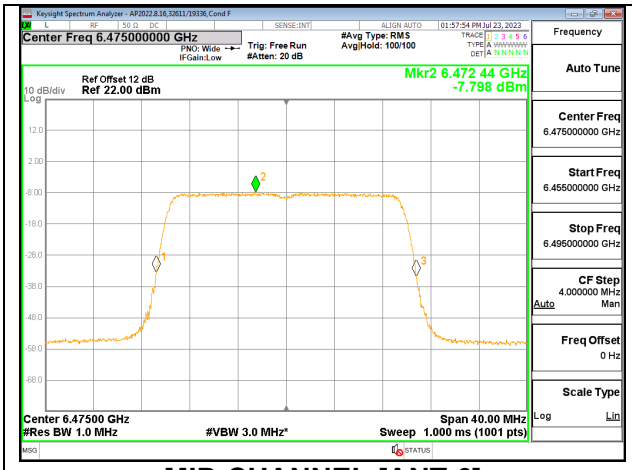


**MID CHANNEL [ANT 6]**

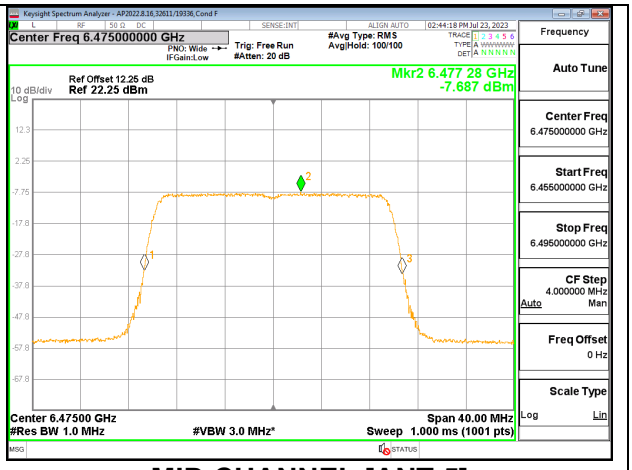


**MID CHANNEL [ANT 5]**



UL VERIFICATION SERVICES INC.
47173 Benicia Street, Fremont, CA 94538; USA TEL:(510) 319-4000 FAX:(510) 661-0888

*This report shall not be reproduced except in full, without the written approval of UL Verification Services Inc.*

## 2TX Antenna 6 + Antenna 5 SDM MODE (FCC) – 26 Tones, RU Index 0

| | |
|---|---|
| **Test Engineer:** | 19336 |
| **Test Date:** | 7/25/2023 |

**Antenna Gain and Limits**

| Channel | Frequency (MHz) | Directional Gain for Power (dBi) | Directional Gain for PSD (dBi) | EIRP Power Limit (dBm) | EIRP PSD Limit (dBm/1MHz) |
|---|---|---|---|---|---|
| Low | 6435 | -0.60 | -0.60 | 24.00 | -1.00 |
| Mid | 6475 | -0.60 | -0.60 | 24.00 | -1.00 |
| High | 6515 | -0.60 | -0.60 | 24.00 | -1.00 |

| | | |
|---|---|---|
| **Duty Cycle CF (dB)** | 0.00 | **Included in Calculations of Corr'd PSD** |

**Output Power Results**

| 6345 | Frequency (MHz) | Antenna 6 Meas Power (dBm) | Antenna 5 Meas Power (dBm) | Total EIRP Corr'd Power (dBm) | EIRP Power Limit (dBm) | Power Margin (dB) |
|---|---|---|---|---|---|---|
| Low | 6435 | -2.52 | -2.56 | -0.13 | 24.00 | -24.13 |
| Mid | 6475 | -2.59 | -2.61 | -0.19 | 24.00 | -24.19 |
| High | 6515 | -2.58 | -2.57 | -0.16 | 24.00 | -24.16 |

**PSD Results**

| Channel | Frequency (MHz) | Antenna 6 Meas PSD (dBm/1MHz) | Antenna 5 Meas PSD (dBm/1MHz) | Total EIRP Corr'd PSD (dBm/ 1MHz) | EIRP PSD Limit (dBm/ 1MHz) | PSD Margin (dB) |
|---|---|---|---|---|---|---|
| Low | 6435 | -5.071 | -5.096 | -2.672 | -1.00 | -1.672 |
| Mid | 6475 | -5.432 | -5.220 | -2.913 | -1.00 | -1.913 |
| High | 6515 | -5.112 | -5.008 | -2.648 | -1.00 | -1.648 |

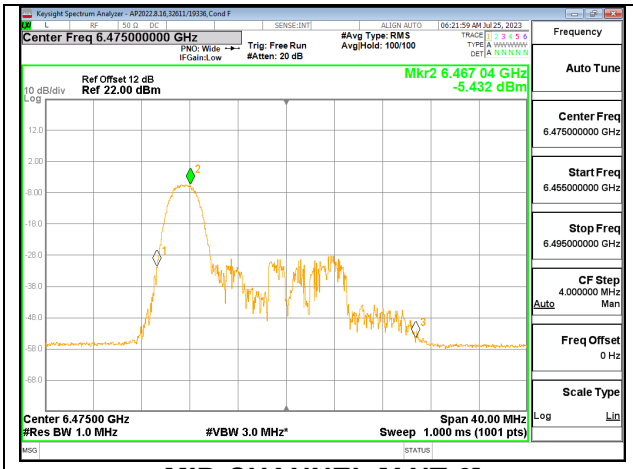


**MID CHANNEL [ANT 6]**

**MID CHANNEL [ANT 5]**



UL VERIFICATION SERVICES INC.
47173 Benicia Street, Fremont, CA 94538; USA TEL:(510) 319-4000 FAX:(510) 661-0888

*This report shall not be reproduced except in full, without the written approval of UL Verification Services Inc.*

## 2TX Antenna 6 + Antenna 5 SDM MODE (FCC) – 26 Tones, RU Index 4

| | |
|---|---|
| **Test Engineer:** | 19336 |
| **Test Date:** | 7/25/2023 |

**Antenna Gain and Limits**

| Channel | Frequency (MHz) | Directional Gain for Power (dBi) | Directional Gain for PSD (dBi) | EIRP Power Limit (dBm) | EIRP PSD Limit (dBm/1MHz) |
|---|---|---|---|---|---|
| Low | 6435 | -0.60 | -0.60 | 24.00 | -1.00 |
| Mid | 6475 | -0.60 | -0.60 | 24.00 | -1.00 |
| High | 6515 | -0.60 | -0.60 | 24.00 | -1.00 |

| | | |
|---|---|---|
| **Duty Cycle CF (dB)** | 0.00 | **Included in Calculations of Corr'd PSD** |

**Output Power Results**

| 6345 | Frequency (MHz) | Antenna 6 Meas Power (dBm) | Antenna 5 Meas Power (dBm) | Total EIRP Corr'd Power (dBm) | EIRP Power Limit (dBm) | Power Margin (dB) |
|---|---|---|---|---|---|---|
| Low | 6435 | -2.52 | -2.55 | -0.12 | 24.00 | -24.12 |
| Mid | 6475 | -2.54 | -2.57 | -0.14 | 24.00 | -24.14 |
| High | 6515 | -2.55 | -2.60 | -0.16 | 24.00 | -24.16 |

**PSD Results**

| Channel | Frequency (MHz) | Antenna 6 Meas PSD (dBm/1MHz) | Antenna 5 Meas PSD (dBm/1MHz) | Total EIRP Corr'd PSD (dBm/ 1MHz) | EIRP PSD Limit (dBm/ 1MHz) | PSD Margin (dB) |
|---|---|---|---|---|---|---|
| Low | 6435 | -6.171 | -5.884 | -3.614 | -1.00 | -2.614 |
| Mid | 6475 | -6.196 | -6.180 | -3.777 | -1.00 | -2.777 |
| High | 6515 | -6.221 | -6.123 | -3.760 | -1.00 | -2.760 |

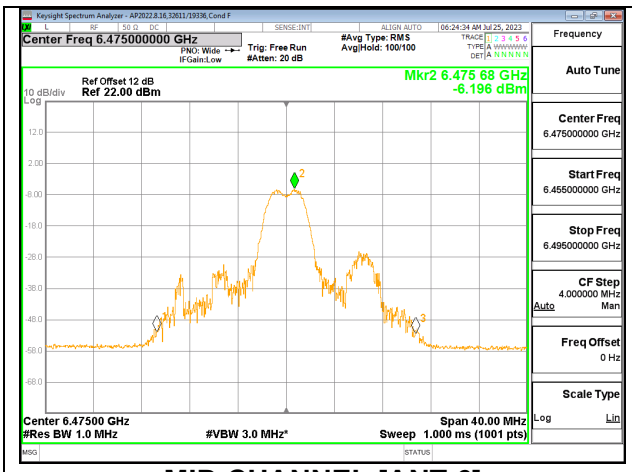


**MID CHANNEL [ANT 6]**

**MID CHANNEL [ANT 5]**



UL VERIFICATION SERVICES INC.
47173 Benicia Street, Fremont, CA 94538; USA TEL:(510) 319-4000 FAX:(510) 661-0888

*This report shall not be reproduced except in full, without the written approval of UL Verification Services Inc.*

## 2TX Antenna 6 + Antenna 5 SDM MODE (FCC) – 26 Tones, RU Index 8

| | |
|---|---|
| **Test Engineer:** | 19336 |
| **Test Date:** | 7/25/2023 |

**Antenna Gain and Limits**

| Channel | Frequency (MHz) | Directional Gain for Power (dBi) | Directional Gain for PSD (dBi) | EIRP Power Limit (dBm) | EIRP PSD Limit (dBm/1MHz) |
|---|---|---|---|---|---|
| Low | 6435 | -0.60 | -0.60 | 24.00 | -1.00 |
| Mid | 6475 | -0.60 | -0.60 | 24.00 | -1.00 |
| High | 6515 | -0.60 | -0.60 | 24.00 | -1.00 |

| | | |
|---|---|---|
| **Duty Cycle CF (dB)** | 0.00 | **Included in Calculations of Corr'd PSD** |

**Output Power Results**

| 6345 | Frequency (MHz) | Antenna 6 Meas Power (dBm) | Antenna 5 Meas Power (dBm) | Total EIRP Corr'd Power (dBm) | EIRP Power Limit (dBm) | Power Margin (dB) |
|---|---|---|---|---|---|---|
| Low | 6435 | -2.53 | -2.58 | -0.14 | 24.00 | -24.14 |
| Mid | 6475 | -2.56 | -2.57 | -0.15 | 24.00 | -24.15 |
| High | 6515 | -2.54 | -2.61 | -0.16 | 24.00 | -24.16 |

**PSD Results**

| Channel | Frequency (MHz) | Antenna 6 Meas PSD (dBm/1MHz) | Antenna 5 Meas PSD (dBm/1MHz) | Total EIRP Corr'd PSD (dBm/ 1MHz) | EIRP PSD Limit (dBm/ 1MHz) | PSD Margin (dB) |
|---|---|---|---|---|---|---|
| Low | 6435 | -5.078 | -5.109 | -2.682 | -1.00 | -1.682 |
| Mid | 6475 | -5.066 | -5.396 | -2.816 | -1.00 | -1.816 |
| High | 6515 | -5.216 | -5.243 | -2.818 | -1.00 | -1.818 |

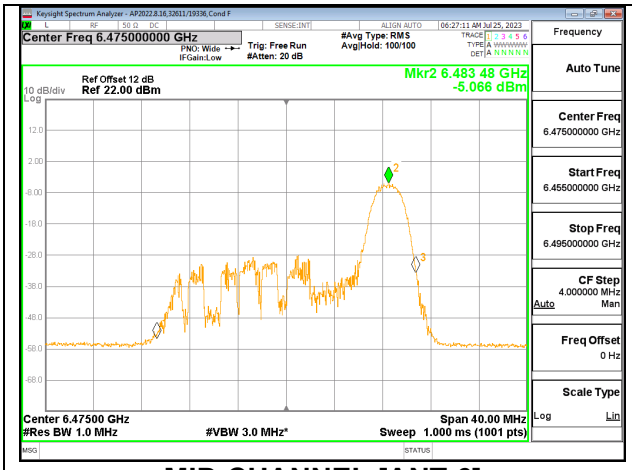


**MID CHANNEL [ANT 6]**

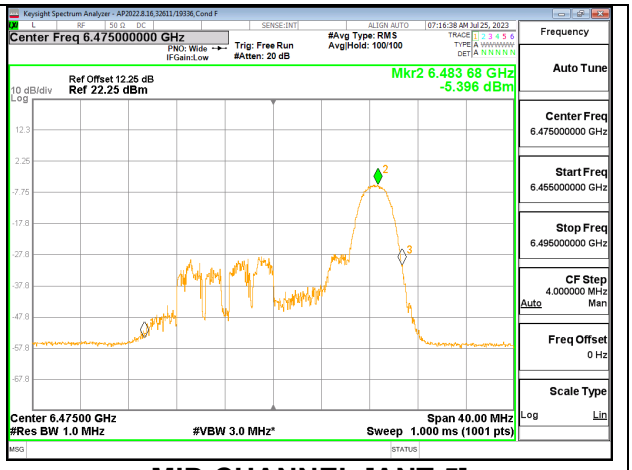


**MID CHANNEL [ANT 5]**



UL VERIFICATION SERVICES INC.
47173 Benicia Street, Fremont, CA 94538; USA TEL:(510) 319-4000 FAX:(510) 661-0888

*This report shall not be reproduced except in full, without the written approval of UL Verification Services Inc.*

## 2TX Antenna 6 + Antenna 5 SDM MODE (FCC) – SU Mode

| | |
|---|---|
| **Test Engineer:** | 19336 |
| **Test Date:** | 7/25/2023 |

**Antenna Gain and Limits**

| Channel | Frequency (MHz) | Directional Gain for Power (dBi) | Directional Gain for PSD (dBi) | EIRP Power Limit (dBm) | EIRP PSD Limit (dBm/1MHz) |
|---|---|---|---|---|---|
| Low | 6435 | -0.60 | -0.60 | 24.00 | -1.00 |
| Mid | 6475 | -0.60 | -0.60 | 24.00 | -1.00 |
| High | 6515 | -0.60 | -0.60 | 24.00 | -1.00 |

| | | |
|---|---|---|
| **Duty Cycle CF (dB)** | 0.00 | **Included in Calculations of Corr'd PSD** |

**Output Power Results**

| 6345 | Frequency (MHz) | Antenna 6 Meas Power (dBm) | Antenna 5 Meas Power (dBm) | Total EIRP Corr'd Power (dBm) | EIRP Power Limit (dBm) | Power Margin (dB) |
|---|---|---|---|---|---|---|
| Low | 6435 | 6.45 | 6.41 | 8.84 | 24.00 | -15.16 |
| Mid | 6475 | 6.47 | 6.42 | 8.86 | 24.00 | -15.14 |
| High | 6515 | 6.48 | 6.45 | 8.88 | 24.00 | -15.12 |

**PSD Results**

| Channel | Frequency (MHz) | Antenna 6 Meas PSD (dBm/1MHz) | Antenna 5 Meas PSD (dBm/1MHz) | Total EIRP Corr'd PSD (dBm/ 1MHz) | EIRP PSD Limit (dBm/ 1MHz) | PSD Margin (dB) |
|---|---|---|---|---|---|---|
| Low | 6435 | -5.149 | -4.873 | -2.597 | -1.00 | -1.597 |
| Mid | 6475 | -5.220 | -4.945 | -2.669 | -1.00 | -1.669 |
| High | 6515 | -5.291 | -5.270 | -2.869 | -1.00 | -1.869 |

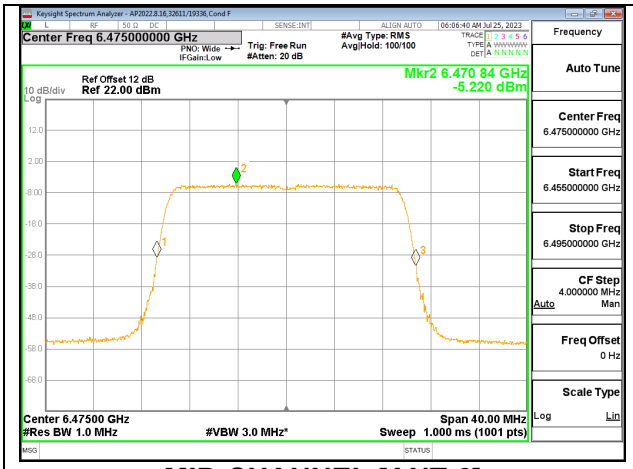


**MID CHANNEL [ANT 6]**

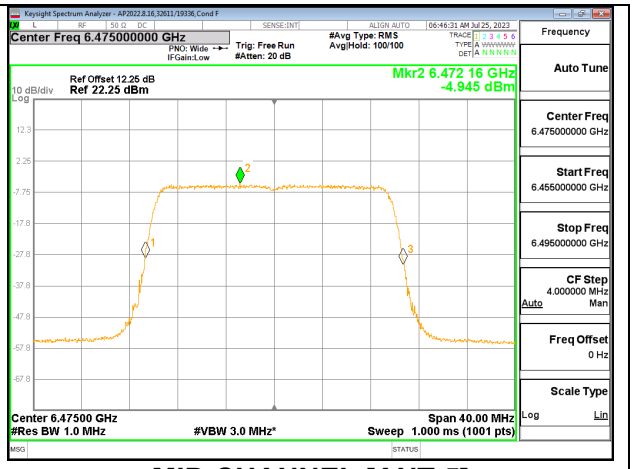


**MID CHANNEL [ANT 5]**



UL VERIFICATION SERVICES INC.
47173 Benicia Street, Fremont, CA 94538; USA TEL:(510) 319-4000 FAX:(510) 661-0888

*This report shall not be reproduced except in full, without the written approval of UL Verification Services Inc.*

## 9.3.6. 802.11ax HE40 MODE IN THE UNII-6 BAND

**1TX Antenna 6 MODE (FCC) – 26 Tones, RU Index 0**

| | |
|---|---|
| **Test Engineer:** | 32480 |
| **Test Date:** | 7/31/2023 |

**Antenna Gain and Limits**

| Channel | Frequency (MHz) | Directional Gain (dBi) | EIRP Power Limit (dBm) | EIRP PSD Limit (dBm/ 1MHz) |
|---|---|---|---|---|
| Low | 6445 | -0.70 | 24.00 | -1.00 |
| Mid | 6485 | -0.70 | 24.00 | -1.00 |
| Straddle | 6525 | 1.00 | 24.00 | -1.00 |

| | | |
|---|---|---|
| **Duty Cycle CF (dB)** | 0.00 | **Included in Calculations of Corr'd PSD** |

**Output Power Results**

| Channel | Frequency (MHz) | Antenna 6 Meas Power (dBm) | Total EIRP Corr'd Power (dBm) | EIRP Power Limit (dBm) | Power Margin (dB) |
|---|---|---|---|---|---|
| Low | 6445 | 0.46 | -0.24 | 24.00 | -24.24 |
| Mid | 6485 | 0.44 | -0.26 | 24.00 | -24.26 |
| Straddle | 6525 | -1.15 | -0.15 | 24.00 | -24.15 |

**PSD Results**

| Channel | Frequency (MHz) | Antenna 6 Meas PSD (dBm/1MHz) | Total EIRP Corr'd PSD (dBm/1MHz) | EIRP PSD Limit (dBm/ 1MHz) | PSD Margin (dB) |
|---|---|---|---|---|---|
| Low | 6445 | -1.555 | -2.255 | -1.00 | -1.255 |
| Mid | 6485 | -1.623 | -2.323 | -1.00 | -1.323 |
| Straddle | 6525 | -2.479 | -1.479 | -1.00 | -0.479 |

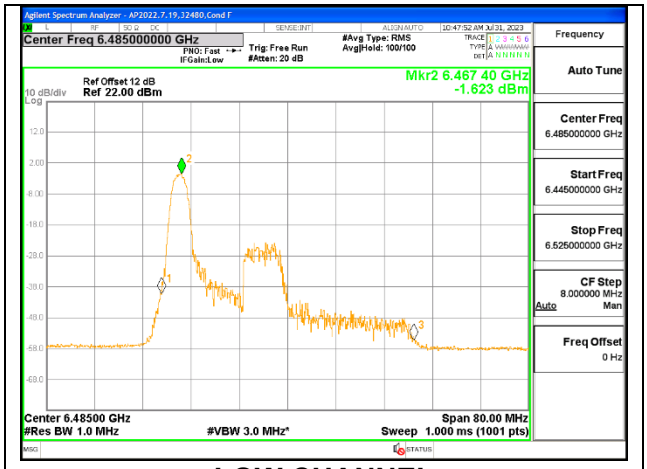


**LOW CHANNEL**



UL VERIFICATION SERVICES INC.
47173 Benicia Street, Fremont, CA 94538; USA TEL:(510) 319-4000 FAX:(510) 661-0888

*This report shall not be reproduced except in full, without the written approval of UL Verification Services Inc.*

## 1TX Antenna 6 MODE (FCC) – 26 Tones, RU Index 8

| | |
|---|---|
| **Test Engineer:** | 32480 |
| **Test Date:** | 7/31/2023 |

**Antenna Gain and Limits**

| Channel | Frequency (MHz) | Directional Gain (dBi) | EIRP Power Limit (dBm) | EIRP PSD Limit (dBm/ 1MHz) |
|---|---|---|---|---|
| Low | 6445 | -0.70 | 24.00 | -1.00 |
| Mid | 6485 | -0.70 | 24.00 | -1.00 |
| Straddle | 6525 | 1.00 | 24.00 | -1.00 |

| | | |
|---|---|---|
| **Duty Cycle CF (dB)** | 0.00 | **Included in Calculations of Corr'd PSD** |

**Output Power Results**

| Channel | Frequency (MHz) | Antenna 6 Meas Power (dBm) | Total EIRP Corr'd Power (dBm) | EIRP Power Limit (dBm) | Power Margin (dB) |
|---|---|---|---|---|---|
| Low | 6445 | 0.41 | -0.29 | 24.00 | -24.29 |
| Mid | 6485 | 0.47 | -0.23 | 24.00 | -24.23 |
| Straddle | 6525 | -1.11 | -0.11 | 24.00 | -24.11 |

**PSD Results**

| Channel | Frequency (MHz) | Antenna 6 Meas PSD (dBm/1MHz) | Total EIRP Corr'd PSD (dBm/1MHz) | EIRP PSD Limit (dBm/ 1MHz) | PSD Margin (dB) |
|---|---|---|---|---|---|
| Low | 6445 | -1.369 | -2.069 | -1.00 | -1.069 |
| Mid | 6485 | -1.432 | -2.132 | -1.00 | -1.132 |
| Straddle | 6525 | -2.237 | -1.237 | -1.00 | -0.237 |

**LOW CHANNEL**



UL VERIFICATION SERVICES INC.
47173 Benicia Street, Fremont, CA 94538; USA TEL:(510) 319-4000 FAX:(510) 661-0888

*This report shall not be reproduced except in full, without the written approval of UL Verification Services Inc.*

## 1TX Antenna 6 MODE (FCC) – 26 Tones, RU Index 17

| | |
|---|---|
| **Test Engineer:** | 32480 |
| **Test Date:** | 7/31/2023 |

**Antenna Gain and Limits**

| Channel | Frequency (MHz) | Directional Gain (dBi) | EIRP Power Limit (dBm) | EIRP PSD Limit (dBm/ 1MHz) |
|---|---|---|---|---|
| Low | 6445 | -0.70 | 24.00 | -1.00 |
| Mid | 6485 | -0.70 | 24.00 | -1.00 |
| Straddle | 6525 | 1.00 | 24.00 | -1.00 |

| | | |
|---|---|---|
| **Duty Cycle CF (dB)** | 0.00 | **Included in Calculations of Corr'd PSD** |

**Output Power Results**

| Channel | Frequency (MHz) | Antenna 6 Meas Power (dBm) | Total EIRP Corr'd Power (dBm) | EIRP Power Limit (dBm) | Power Margin (dB) |
|---|---|---|---|---|---|
| Low | 6445 | 0.45 | -0.25 | 24.00 | -24.25 |
| Mid | 6485 | 0.41 | -0.29 | 24.00 | -24.29 |
| Straddle | 6525 | -1.07 | -0.07 | 24.00 | -24.07 |

**PSD Results**

| Channel | Frequency (MHz) | Antenna 6 Meas PSD (dBm/1MHz) | Total EIRP Corr'd PSD (dBm/1MHz) | EIRP PSD Limit (dBm/ 1MHz) | PSD Margin (dB) |
|---|---|---|---|---|---|
| Low | 6445 | -1.664 | -2.364 | -1.00 | -1.364 |
| Mid | 6485 | -1.628 | -2.328 | -1.00 | -1.328 |
| Straddle | 6525 | -2.262 | -1.262 | -1.00 | -0.262 |

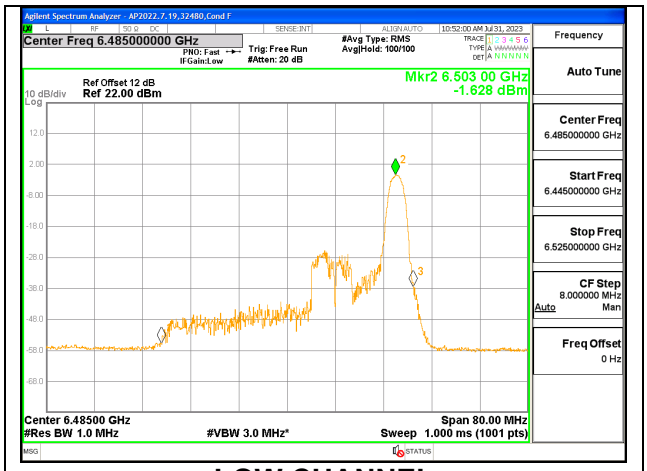


**LOW CHANNEL**



UL VERIFICATION SERVICES INC.
47173 Benicia Street, Fremont, CA 94538; USA TEL:(510) 319-4000 FAX:(510) 661-0888

*This report shall not be reproduced except in full, without the written approval of UL Verification Services Inc.*

## 1TX Antenna 6 MODE (FCC) – SU Mode

| | |
|---|---|
| **Test Engineer:** | 19336 |
| **Test Date:** | 7/23/2023 |

**Antenna Gain and Limits**

| Channel | Frequency (MHz) | Directional Gain (dBi) | EIRP Power Limit (dBm) | EIRP PSD Limit (dBm/ 1MHz) |
|---|---|---|---|---|
| Low | 6445 | -0.70 | 24.00 | -1.00 |
| Mid | 6485 | -0.70 | 24.00 | -1.00 |
| Straddle | 6525 | 1.00 | 24.00 | -1.00 |

| | | |
|---|---|---|
| **Duty Cycle CF (dB)** | 0.00 | **Included in Calculations of Corr'd PSD** |

**Output Power Results**

| Channel | Frequency (MHz) | Antenna 6 Meas Power (dBm) | Total EIRP Corr'd Power (dBm) | EIRP Power Limit (dBm) | Power Margin (dB) |
|---|---|---|---|---|---|
| Low | 6445 | 12.48 | 11.78 | 24.00 | -12.22 |
| Mid | 6485 | 12.47 | 11.77 | 24.00 | -12.23 |
| Straddle | 6525 | 10.94 | 11.94 | 24.00 | -12.06 |

**PSD Results**

| Channel | Frequency (MHz) | Antenna 6 Meas PSD (dBm/1MHz) | Total EIRP Corr'd PSD (dBm/1MHz) | EIRP PSD Limit (dBm/ 1MHz) | PSD Margin (dB) |
|---|---|---|---|---|---|
| Low | 6445 | -1.996 | -2.696 | -1.00 | -1.696 |
| Mid | 6485 | -2.075 | -2.775 | -1.00 | -1.775 |
| Straddle | 6525 | -3.618 | -2.618 | -1.00 | -1.618 |

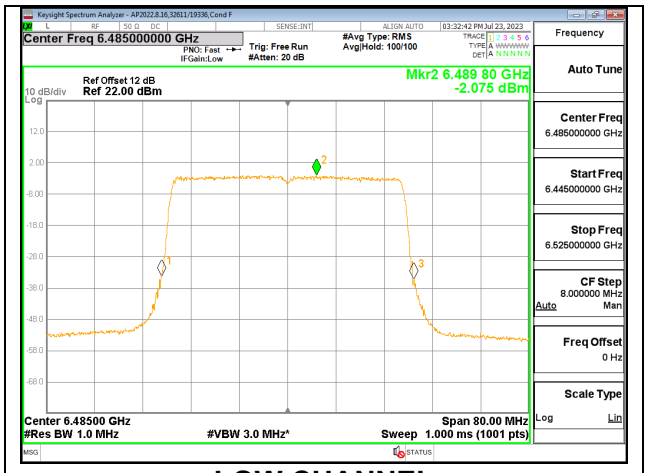


**LOW CHANNEL**



UL VERIFICATION SERVICES INC.
47173 Benicia Street, Fremont, CA 94538; USA TEL:(510) 319-4000 FAX:(510) 661-0888

*This report shall not be reproduced except in full, without the written approval of UL Verification Services Inc.*

## 1TX Antenna 5 MODE (FCC) – 26 Tones, RU Index 0

| | |
|---|---|
| **Test Engineer:** | 32480 |
| **Test Date:** | 7/31/2023 |

**Antenna Gain and Limits**

| Channel | Frequency (MHz) | Directional Gain (dBi) | EIRP Power Limit (dBm) | EIRP PSD Limit (dBm/ 1MHz) |
|---|---|---|---|---|
| Low | 6445 | -0.50 | 24.00 | -1.00 |
| Mid | 6485 | -0.50 | 24.00 | -1.00 |
| Straddle | 6525 | -0.50 | 24.00 | -1.00 |

| | | |
|---|---|---|
| **Duty Cycle CF (dB)** | 0.00 | **Included in Calculations of Corr'd PSD** |

**Output Power Results**

| Channel | Frequency (MHz) | Antenna 5 Meas Power (dBm) | Total EIRP Corr'd Power (dBm) | EIRP Power Limit (dBm) | Power Margin (dB) |
|---|---|---|---|---|---|
| Low | 6445 | 0.43 | -0.07 | 24.00 | -24.07 |
| Mid | 6485 | 0.41 | -0.09 | 24.00 | -24.09 |
| Straddle | 6525 | -1.08 | -1.58 | 24.00 | -25.58 |

**PSD Results**

| Channel | Frequency (MHz) | Antenna 5 Meas PSD (dBm/1MHz) | Total EIRP Corr'd PSD (dBm/1MHz) | EIRP PSD Limit (dBm/ 1MHz) | PSD Margin (dB) |
|---|---|---|---|---|---|
| Low | 6445 | -1.359 | -1.859 | -1.00 | -0.859 |
| Mid | 6485 | -1.559 | -2.059 | -1.00 | -1.059 |
| Straddle | 6525 | -2.209 | -2.709 | -1.00 | -1.709 |

**LOW CHANNEL**



UL VERIFICATION SERVICES INC.
47173 Benicia Street, Fremont, CA 94538; USA TEL:(510) 319-4000 FAX:(510) 661-0888

*This report shall not be reproduced except in full, without the written approval of UL Verification Services Inc.*

## 1TX Antenna 5 MODE (FCC) – 26 Tones, RU Index 8

| | |
|---|---|
| **Test Engineer:** | 32480 |
| **Test Date:** | 7/31/2023 |

**Antenna Gain and Limits**

| Channel | Frequency (MHz) | Directional Gain (dBi) | EIRP Power Limit (dBm) | EIRP PSD Limit (dBm/ 1MHz) |
|---|---|---|---|---|
| Low | 6445 | -0.50 | 24.00 | -1.00 |
| Mid | 6485 | -0.50 | 24.00 | -1.00 |
| Straddle | 6525 | -0.50 | 24.00 | -1.00 |

| | | |
|---|---|---|
| **Duty Cycle CF (dB)** | 0.00 | **Included in Calculations of Corr'd PSD** |

**Output Power Results**

| Channel | Frequency (MHz) | Antenna 5 Meas Power (dBm) | Total EIRP Corr'd Power (dBm) | EIRP Power Limit (dBm) | Power Margin (dB) |
|---|---|---|---|---|---|
| Low | 6445 | 0.39 | -0.11 | 24.00 | -24.11 |
| Mid | 6485 | 0.43 | -0.07 | 24.00 | -24.07 |
| Straddle | 6525 | -1.14 | -1.64 | 24.00 | -25.64 |

**PSD Results**

| Channel | Frequency (MHz) | Antenna 5 Meas PSD (dBm/1MHz) | Total EIRP Corr'd PSD (dBm/1MHz) | EIRP PSD Limit (dBm/ 1MHz) | PSD Margin (dB) |
|---|---|---|---|---|---|
| Low | 6445 | -1.366 | -1.866 | -1.00 | -0.866 |
| Mid | 6485 | -1.310 | -1.810 | -1.00 | -0.810 |
| Straddle | 6525 | -2.208 | -2.708 | -1.00 | -1.708 |

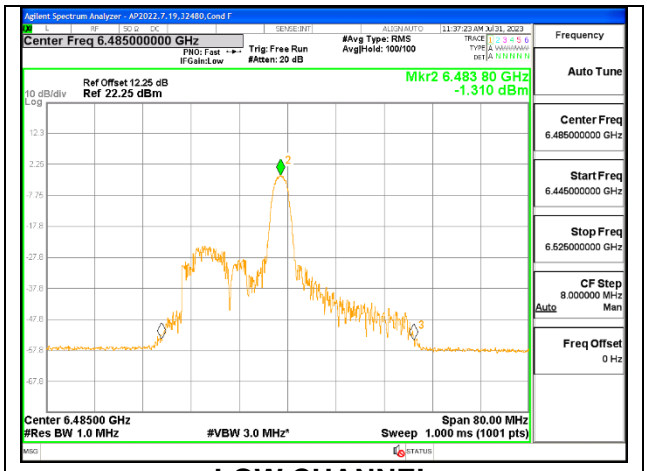


**LOW CHANNEL**



UL VERIFICATION SERVICES INC.
47173 Benicia Street, Fremont, CA 94538; USA TEL:(510) 319-4000 FAX:(510) 661-0888

*This report shall not be reproduced except in full, without the written approval of UL Verification Services Inc.*

## 1TX Antenna 5 MODE (FCC) – 26 Tones, RU Index 17

| | |
|---|---|
| **Test Engineer:** | 32480 |
| **Test Date:** | 7/31/2023 |

**Antenna Gain and Limits**

| Channel | Frequency (MHz) | Directional Gain (dBi) | EIRP Power Limit (dBm) | EIRP PSD Limit (dBm/ 1MHz) |
|---|---|---|---|---|
| Low | 6445 | -0.50 | 24.00 | -1.00 |
| Mid | 6485 | -0.50 | 24.00 | -1.00 |
| Straddle | 6525 | -0.50 | 24.00 | -1.00 |

| | | |
|---|---|---|
| **Duty Cycle CF (dB)** | 0.00 | **Included in Calculations of Corr'd PSD** |

**Output Power Results**

| Channel | Frequency (MHz) | Antenna 5 Meas Power (dBm) | Total EIRP Corr'd Power (dBm) | EIRP Power Limit (dBm) | Power Margin (dB) |
|---|---|---|---|---|---|
| Low | 6445 | 0.43 | -0.07 | 24.00 | -24.07 |
| Mid | 6485 | 0.42 | -0.08 | 24.00 | -24.08 |
| Straddle | 6525 | -1.07 | -1.57 | 24.00 | -25.57 |

**PSD Results**

| Channel | Frequency (MHz) | Antenna 5 Meas PSD (dBm/1MHz) | Total EIRP Corr'd PSD (dBm/1MHz) | EIRP PSD Limit (dBm/ 1MHz) | PSD Margin (dB) |
|---|---|---|---|---|---|
| Low | 6445 | -1.336 | -1.836 | -1.00 | -0.836 |
| Mid | 6485 | -1.649 | -2.149 | -1.00 | -1.149 |
| Straddle | 6525 | -2.040 | -2.540 | -1.00 | -1.540 |

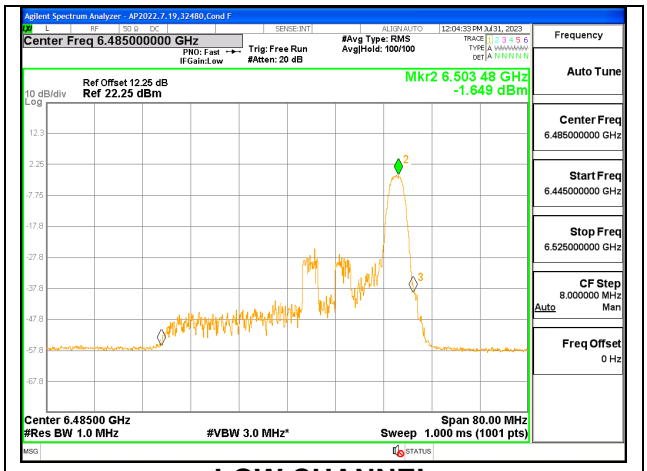


**LOW CHANNEL**



UL VERIFICATION SERVICES INC.
47173 Benicia Street, Fremont, CA 94538; USA TEL:(510) 319-4000 FAX:(510) 661-0888

*This report shall not be reproduced except in full, without the written approval of UL Verification Services Inc.*

## 1TX Antenna 5 MODE (FCC) – SU Mode

| | |
|---|---|
| **Test Engineer:** | 19336 |
| **Test Date:** | 7/23/2023 |

**Antenna Gain and Limits**

| Channel | Frequency (MHz) | Directional Gain (dBi) | EIRP Power Limit (dBm) | EIRP PSD Limit (dBm/ 1MHz) |
|---|---|---|---|---|
| Low | 6445 | -0.50 | 24.00 | -1.00 |
| Mid | 6485 | -0.50 | 24.00 | -1.00 |
| Straddle | 6525 | -0.50 | 24.00 | -1.00 |

| | | |
|---|---|---|
| **Duty Cycle CF (dB)** | 0.00 | **Included in Calculations of Corr'd PSD** |

**Output Power Results**

| Channel | Frequency (MHz) | Antenna 5 Meas Power (dBm) | Total EIRP Corr'd Power (dBm) | EIRP Power Limit (dBm) | Power Margin (dB) |
|---|---|---|---|---|---|
| Low | 6445 | 12.40 | 11.90 | 24.00 | -12.10 |
| Mid | 6485 | 12.48 | 11.98 | 24.00 | -12.02 |
| Straddle | 6525 | 10.92 | 10.42 | 24.00 | -13.58 |

**PSD Results**

| Channel | Frequency (MHz) | Antenna 5 Meas PSD (dBm/1MHz) | Total EIRP Corr'd PSD (dBm/1MHz) | EIRP PSD Limit (dBm/ 1MHz) | PSD Margin (dB) |
|---|---|---|---|---|---|
| Low | 6445 | -1.669 | -2.169 | -1.00 | -1.169 |
| Mid | 6485 | -2.081 | -2.581 | -1.00 | -1.581 |
| Straddle | 6525 | -3.856 | -4.356 | -1.00 | -3.356 |

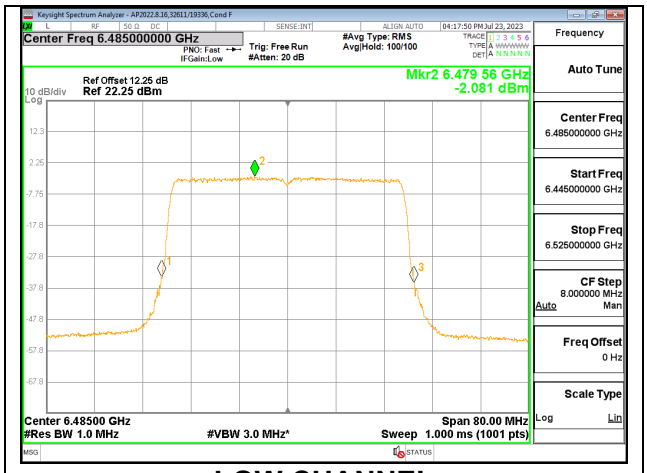


**LOW CHANNEL**



UL VERIFICATION SERVICES INC.
47173 Benicia Street, Fremont, CA 94538; USA TEL:(510) 319-4000 FAX:(510) 661-0888

*This report shall not be reproduced except in full, without the written approval of UL Verification Services Inc.*

## 2TX Antenna 6 + Antenna 5 OFDMA MODE (FCC) – 26 Tones, RU Index 0

| | |
|---|---|
| **Test Engineer:** | 19336 |
| **Test Date:** | 7/24/2023 |

**Antenna Gain and Limits**

| Channel | Frequency (MHz) | Directional Gain for Power (dBi) | Directional Gain for PSD (dBi) | EIRP Power Limit (dBm) | EIRP PSD Limit (dBm/1MHz) |
|---|---|---|---|---|---|
| Low | 6445 | -0.60 | 2.41 | 24.00 | -1.00 |
| Mid | 6485 | -0.60 | 2.41 | 24.00 | -1.00 |
| Straddle | 6525 | -0.31 | 3.29 | 24.00 | -1.00 |

| | | |
|---|---|---|
| **Duty Cycle CF (dB)** | 0.00 | **Included in Calculations of Corr'd PSD** |

**Output Power Results**

| Channel | Frequency (MHz) | Antenna 6 Meas Power (dBm) | Antenna 5 Meas Power (dBm) | Total EIRP Corr'd Power (dBm) | EIRP Power Limit (dBm) | Power Margin (dB) |
|---|---|---|---|---|---|---|
| Low | 6445 | -5.54 | -5.56 | -3.14 | 24.00 | -27.14 |
| Mid | 6485 | -5.52 | -5.61 | -3.15 | 24.00 | -27.15 |
| Straddle | 6525 | -6.35 | -6.37 | -3.66 | 24.00 | -27.66 |

**PSD Results**

| Channel | Frequency (MHz) | Antenna 6 Meas PSD (dBm/1MHz) | Antenna 5 Meas PSD (dBm/1MHz) | Total EIRP Corr'd PSD (dBm/ 1MHz) | EIRP PSD Limit (dBm/ 1MHz) | PSD Margin (dB) |
|---|---|---|---|---|---|---|
| Low | 6445 | -8.416 | -8.535 | -3.054 | -1.00 | -2.054 |
| Mid | 6485 | -8.406 | -8.761 | -3.159 | -1.00 | -2.159 |
| Straddle | 6525 | -9.356 | -9.595 | -3.174 | -1.00 | -2.174 |

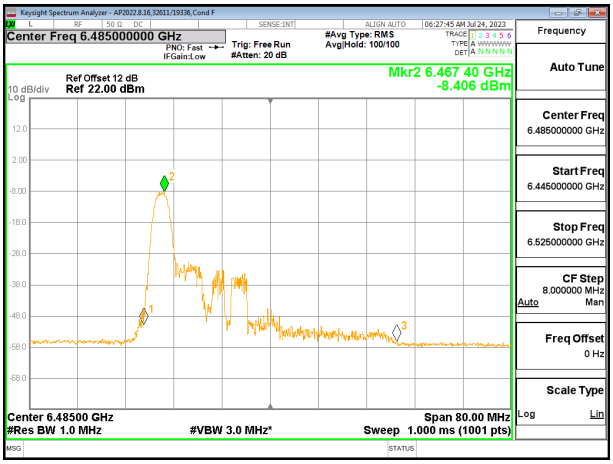


**LOW CHANNEL [ANT 6]**

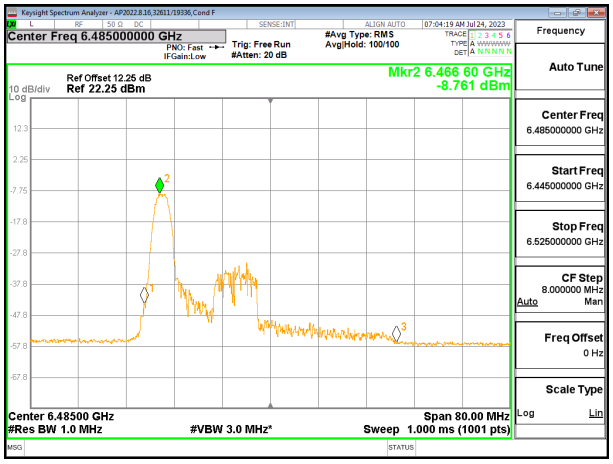


**LOW CHANNEL [ANT 5]**



UL VERIFICATION SERVICES INC.
47173 Benicia Street, Fremont, CA 94538; USA TEL:(510) 319-4000 FAX:(510) 661-0888

*This report shall not be reproduced except in full, without the written approval of UL Verification Services Inc.*

## 2TX Antenna 6 + Antenna 5 OFDMA MODE (FCC) – 26 Tones, RU Index 8

| | |
|---|---|
| **Test Engineer:** | 19336 |
| **Test Date:** | 7/24/2023 |

**Antenna Gain and Limits**

| Channel | Frequency (MHz) | Directional Gain for Power (dBi) | Directional Gain for PSD (dBi) | EIRP Power Limit (dBm) | EIRP PSD Limit (dBm/1MHz) |
|---|---|---|---|---|---|
| Low | 6445 | -0.60 | 2.41 | 24.00 | -1.00 |
| Mid | 6485 | -0.60 | 2.41 | 24.00 | -1.00 |
| Straddle | 6525 | -0.31 | 3.29 | 24.00 | -1.00 |

| | | |
|---|---|---|
| **Duty Cycle CF (dB)** | 0.00 | **Included in Calculations of Corr'd PSD** |

**Output Power Results**

| Channel | Frequency (MHz) | Antenna 6 Meas Power (dBm) | Antenna 5 Meas Power (dBm) | Total EIRP Corr'd Power (dBm) | EIRP Power Limit (dBm) | Power Margin (dB) |
|---|---|---|---|---|---|---|
| Low | 6445 | -5.59 | -5.58 | -3.17 | 24.00 | -27.17 |
| Mid | 6485 | -5.53 | -5.53 | -3.12 | 24.00 | -27.12 |
| Straddle | 6525 | -6.36 | -6.39 | -3.67 | 24.00 | -27.67 |

**PSD Results**

| Channel | Frequency (MHz) | Antenna 6 Meas PSD (dBm/1MHz) | Antenna 5 Meas PSD (dBm/1MHz) | Total EIRP Corr'd PSD (dBm/ 1MHz) | EIRP PSD Limit (dBm/ 1MHz) | PSD Margin (dB) |
|---|---|---|---|---|---|---|
| Low | 6445 | -7.888 | -8.175 | -2.608 | -1.00 | -1.608 |
| Mid | 6485 | -8.187 | -8.020 | -2.682 | -1.00 | -1.682 |
| Straddle | 6525 | -9.390 | -9.218 | -3.003 | -1.00 | -2.003 |

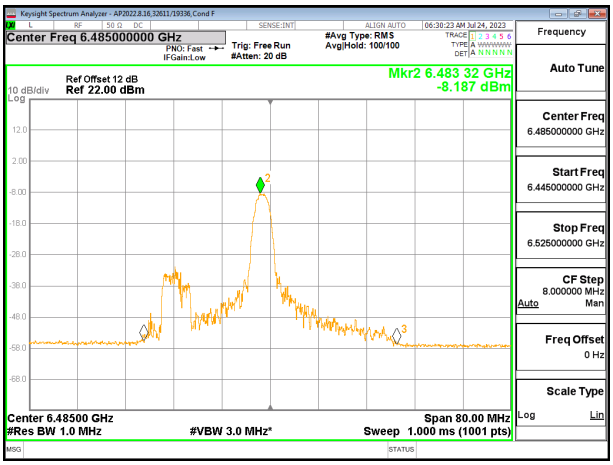


**LOW CHANNEL [ANT 6]**

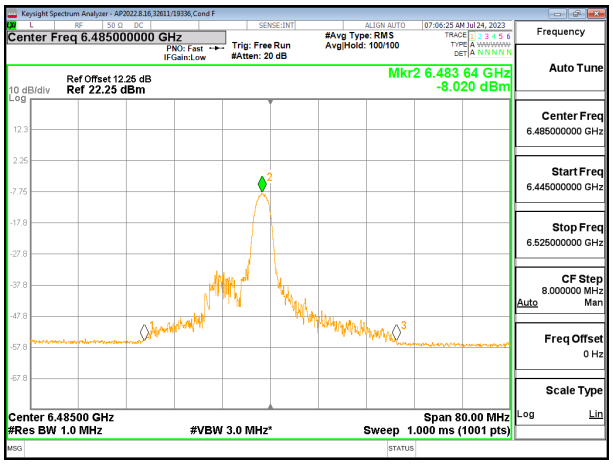


**LOW CHANNEL [ANT 5]**



UL VERIFICATION SERVICES INC.
47173 Benicia Street, Fremont, CA 94538; USA TEL:(510) 319-4000 FAX:(510) 661-0888

*This report shall not be reproduced except in full, without the written approval of UL Verification Services Inc.*

## 2TX Antenna 6 + Antenna 5 OFDMA MODE (FCC) – 26 Tones, RU Index 17

| | |
|---|---|
| **Test Engineer:** | 19336 |
| **Test Date:** | 7/24/2023 |

**Antenna Gain and Limits**

| Channel | Frequency (MHz) | Directional Gain for Power (dBi) | Directional Gain for PSD (dBi) | EIRP Power Limit (dBm) | EIRP PSD Limit (dBm/1MHz) |
|---|---|---|---|---|---|
| Low | 6445 | -0.60 | 2.41 | 24.00 | -1.00 |
| Mid | 6485 | -0.60 | 2.41 | 24.00 | -1.00 |
| Straddle | 6525 | -0.31 | 3.29 | 24.00 | -1.00 |

| | | |
|---|---|---|
| **Duty Cycle CF (dB)** | 0.00 | **Included in Calculations of Corr'd PSD** |

**Output Power Results**

| Channel | Frequency (MHz) | Antenna 6 Meas Power (dBm) | Antenna 5 Meas Power (dBm) | Total EIRP Corr'd Power (dBm) | EIRP Power Limit (dBm) | Power Margin (dB) |
|---|---|---|---|---|---|---|
| Low | 6445 | -5.52 | -5.52 | -3.11 | 24.00 | -27.11 |
| Mid | 6485 | -5.52 | -5.56 | -3.13 | 24.00 | -27.13 |
| Straddle | 6525 | -6.32 | -6.37 | -3.64 | 24.00 | -27.64 |

**PSD Results**

| Channel | Frequency (MHz) | Antenna 6 Meas PSD (dBm/1MHz) | Antenna 5 Meas PSD (dBm/1MHz) | Total EIRP Corr'd PSD (dBm/ 1MHz) | EIRP PSD Limit (dBm/ 1MHz) | PSD Margin (dB) |
|---|---|---|---|---|---|---|
| Low | 6445 | -8.418 | -8.525 | -3.050 | -1.00 | -2.050 |
| Mid | 6485 | -8.556 | -8.500 | -3.107 | -1.00 | -2.107 |
| Straddle | 6525 | -9.510 | -9.388 | -3.148 | -1.00 | -2.148 |

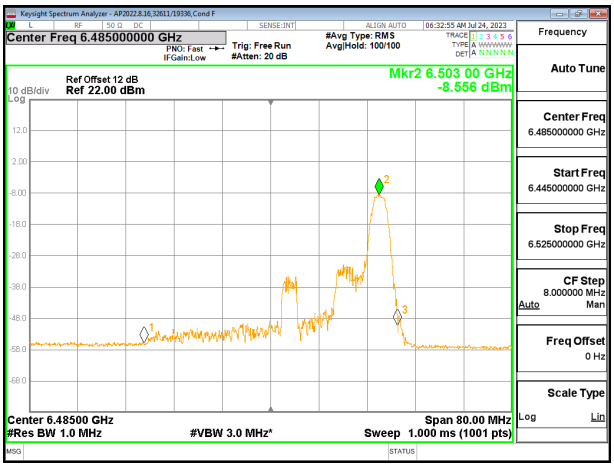


**LOW CHANNEL [ANT 6]**

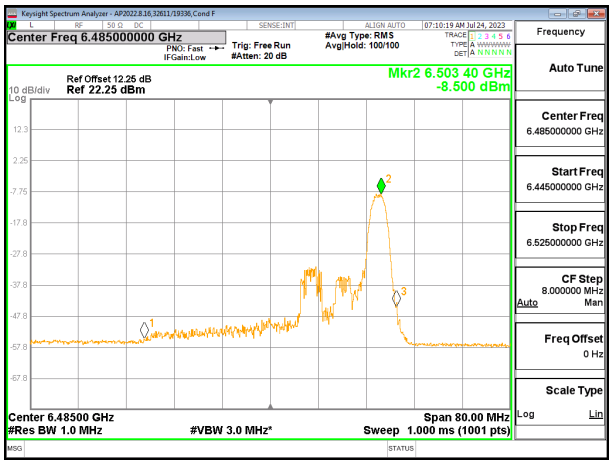


**LOW CHANNEL [ANT 5]**



UL VERIFICATION SERVICES INC.
47173 Benicia Street, Fremont, CA 94538; USA TEL:(510) 319-4000 FAX:(510) 661-0888

*This report shall not be reproduced except in full, without the written approval of UL Verification Services Inc.*

## 2TX Antenna 6 + Antenna 5 OFDMA MODE (FCC) – SU Mode

| | |
|---|---|
| **Test Engineer:** | 19336 |
| **Test Date:** | 7/24/2023 |

**Antenna Gain and Limits**

| Channel | Frequency (MHz) | Directional Gain for Power (dBi) | Directional Gain for PSD (dBi) | EIRP Power Limit (dBm) | EIRP PSD Limit (dBm/1MHz) |
|---|---|---|---|---|---|
| Low | 6445 | -0.60 | 2.41 | 24.00 | -1.00 |
| Mid | 6485 | -0.60 | 2.41 | 24.00 | -1.00 |
| Straddle | 6525 | -0.31 | 3.29 | 24.00 | -1.00 |

| | | |
|---|---|---|
| **Duty Cycle CF (dB)** | 0.00 | **Included in Calculations of Corr'd PSD** |

**Output Power Results**

| Channel | Frequency (MHz) | Antenna 6 Meas Power (dBm) | Antenna 5 Meas Power (dBm) | Total EIRP Corr'd Power (dBm) | EIRP Power Limit (dBm) | Power Margin (dB) |
|---|---|---|---|---|---|---|
| Low | 6445 | 6.46 | 6.44 | 8.86 | 24.00 | -15.14 |
| Mid | 6485 | 6.42 | 6.42 | 8.83 | 24.00 | -15.17 |
| Straddle | 6525 | 5.72 | 5.73 | 8.43 | 24.00 | -15.57 |

**PSD Results**

| Channel | Frequency (MHz) | Antenna 6 Meas PSD (dBm/1MHz) | Antenna 5 Meas PSD (dBm/1MHz) | Total EIRP Corr'd PSD (dBm/ 1MHz) | EIRP PSD Limit (dBm/ 1MHz) | PSD Margin (dB) |
|---|---|---|---|---|---|---|
| Low | 6445 | -7.927 | -7.761 | -2.422 | -1.00 | -1.422 |
| Mid | 6485 | -8.068 | -7.935 | -2.580 | -1.00 | -1.580 |
| Straddle | 6525 | -8.787 | -8.541 | -2.362 | -1.00 | -1.362 |

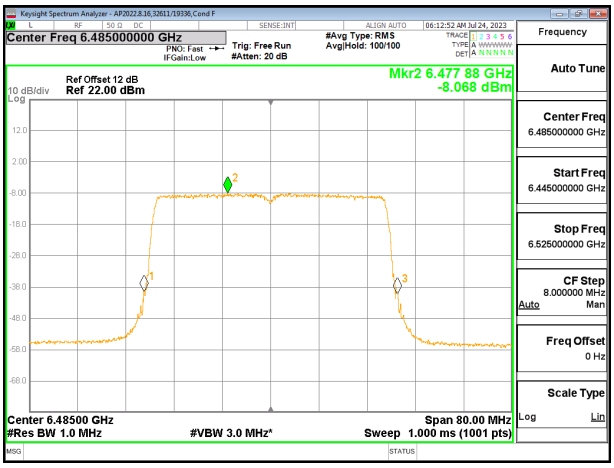


**LOW CHANNEL [ANT 6]**

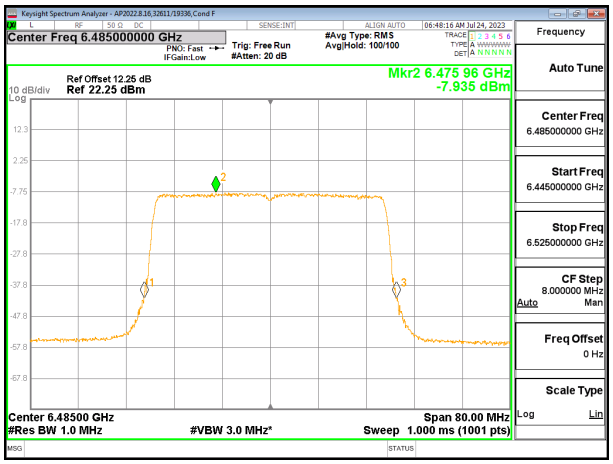


**LOW CHANNEL [ANT 5]**



UL VERIFICATION SERVICES INC.
47173 Benicia Street, Fremont, CA 94538; USA TEL:(510) 319-4000 FAX:(510) 661-0888

*This report shall not be reproduced except in full, without the written approval of UL Verification Services Inc.*

## 2TX Antenna 6 + Antenna 5 SDM MODE (FCC) – 26 Tones, RU Index 0

| | |
|---|---|
| **Test Engineer:** | 19336 |
| **Test Date:** | 7/25/2023 |

**Antenna Gain and Limits**

| Channel | Frequency (MHz) | Directional Gain for Power (dBi) | Directional Gain for PSD (dBi) | EIRP Power Limit (dBm) | EIRP PSD Limit (dBm/1MHz) |
|---|---|---|---|---|---|
| Low | 6445 | -0.60 | -0.60 | 24.00 | -1.00 |
| Mid | 6485 | -0.60 | -0.60 | 24.00 | -1.00 |
| Straddle | 6525 | -0.31 | -0.31 | 24.00 | -1.00 |

| | | |
|---|---|---|
| **Duty Cycle CF (dB)** | 0.00 | **Included in Calculations of Corr'd PSD** |

**Output Power Results**

| Channel | Frequency (MHz) | Antenna 6 Meas Power (dBm) | Antenna 5 Meas Power (dBm) | Total EIRP Corr'd Power (dBm) | EIRP Power Limit (dBm) | Power Margin (dB) |
|---|---|---|---|---|---|---|
| Low | 6445 | -2.56 | -2.55 | -0.14 | 24.00 | -24.14 |
| Mid | 6485 | -2.54 | -2.57 | -0.14 | 24.00 | -24.14 |
| Straddle | 6525 | -3.35 | -3.36 | -0.65 | 24.00 | -24.65 |

**PSD Results**

| Channel | Frequency (MHz) | Antenna 6 Meas PSD (dBm/1MHz) | Antenna 5 Meas PSD (dBm/1MHz) | Total EIRP Corr'd PSD (dBm/ 1MHz) | EIRP PSD Limit (dBm/ 1MHz) | PSD Margin (dB) |
|---|---|---|---|---|---|---|
| Low | 6445 | -5.487 | -5.310 | -2.986 | -1.00 | -1.986 |
| Mid | 6485 | -5.502 | -5.234 | -2.954 | -1.00 | -1.954 |
| Straddle | 6525 | -6.108 | -6.194 | -3.450 | -1.00 | -2.450 |

**LOW CHANNEL [ANT 6]**

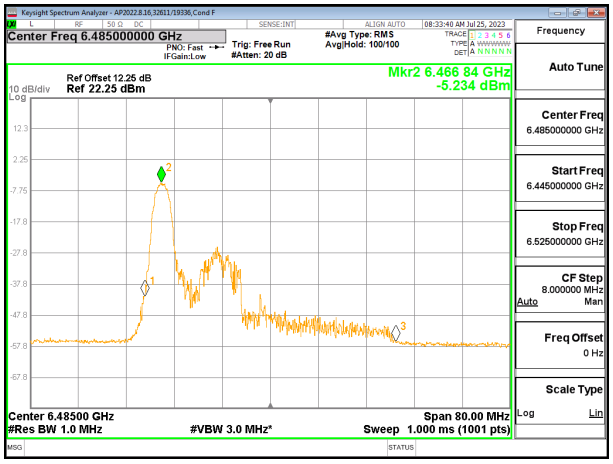


**LOW CHANNEL [ANT 5]**



UL VERIFICATION SERVICES INC.
47173 Benicia Street, Fremont, CA 94538; USA TEL:(510) 319-4000 FAX:(510) 661-0888

*This report shall not be reproduced except in full, without the written approval of UL Verification Services Inc.*

## 2TX Antenna 6 + Antenna 5 SDM MODE (FCC) – 26 Tones, RU Index 8

| | |
|---|---|
| **Test Engineer:** | 19336 |
| **Test Date:** | 7/25/2023 |

**Antenna Gain and Limits**

| Channel | Frequency (MHz) | Directional Gain for Power (dBi) | Directional Gain for PSD (dBi) | EIRP Power Limit (dBm) | EIRP PSD Limit (dBm/1MHz) |
|---|---|---|---|---|---|
| Low | 6445 | -0.60 | -0.60 | 24.00 | -1.00 |
| Mid | 6485 | -0.60 | -0.60 | 24.00 | -1.00 |
| Straddle | 6525 | -0.31 | -0.31 | 24.00 | -1.00 |

| | | |
|---|---|---|
| **Duty Cycle CF (dB)** | 0.00 | **Included in Calculations of Corr'd PSD** |

**Output Power Results**

| Channel | Frequency (MHz) | Antenna 6 Meas Power (dBm) | Antenna 5 Meas Power (dBm) | Total EIRP Corr'd Power (dBm) | EIRP Power Limit (dBm) | Power Margin (dB) |
|---|---|---|---|---|---|---|
| Low | 6445 | -2.56 | -2.53 | -0.13 | 24.00 | -24.13 |
| Mid | 6485 | -2.64 | -2.56 | -0.19 | 24.00 | -24.19 |
| Straddle | 6525 | -3.41 | -3.38 | -0.69 | 24.00 | -24.69 |

**PSD Results**

| Channel | Frequency (MHz) | Antenna 6 Meas PSD (dBm/1MHz) | Antenna 5 Meas PSD (dBm/1MHz) | Total EIRP Corr'd PSD (dBm/ 1MHz) | EIRP PSD Limit (dBm/ 1MHz) | PSD Margin (dB) |
|---|---|---|---|---|---|---|
| Low | 6445 | -5.301 | -5.410 | -2.944 | -1.00 | -1.944 |
| Mid | 6485 | -5.522 | -5.661 | -3.179 | -1.00 | -2.179 |
| Straddle | 6525 | -6.228 | -6.188 | -3.508 | -1.00 | -2.508 |

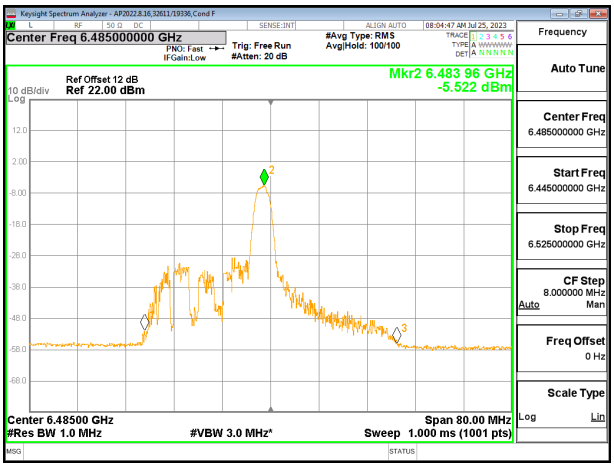


**LOW CHANNEL [ANT 6]**

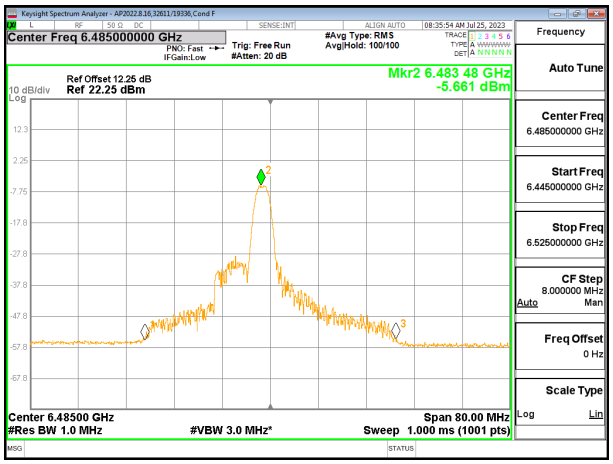


**LOW CHANNEL [ANT 5]**



UL VERIFICATION SERVICES INC.
47173 Benicia Street, Fremont, CA 94538; USA TEL:(510) 319-4000 FAX:(510) 661-0888

*This report shall not be reproduced except in full, without the written approval of UL Verification Services Inc.*

## 2TX Antenna 6 + Antenna 5 SDM MODE (FCC) – 26 Tones, RU Index 17

| | |
|---|---|
| **Test Engineer:** | 19336 |
| **Test Date:** | 7/25/2023 |

**Antenna Gain and Limits**

| Channel | Frequency (MHz) | Directional Gain for Power (dBi) | Directional Gain for PSD (dBi) | EIRP Power Limit (dBm) | EIRP PSD Limit (dBm/1MHz) |
|---|---|---|---|---|---|
| Low | 6445 | -0.60 | -0.60 | 24.00 | -1.00 |
| Mid | 6485 | -0.60 | -0.60 | 24.00 | -1.00 |
| Straddle | 6525 | -0.31 | -0.31 | 24.00 | -1.00 |

| | | |
|---|---|---|
| **Duty Cycle CF (dB)** | 0.00 | **Included in Calculations of Corr'd PSD** |

**Output Power Results**

| Channel | Frequency (MHz) | Antenna 6 Meas Power (dBm) | Antenna 5 Meas Power (dBm) | Total EIRP Corr'd Power (dBm) | EIRP Power Limit (dBm) | Power Margin (dB) |
|---|---|---|---|---|---|---|
| Low | 6445 | -2.52 | -2.54 | -0.12 | 24.00 | -24.12 |
| Mid | 6485 | -2.57 | -2.53 | -0.14 | 24.00 | -24.14 |
| Straddle | 6525 | -3.34 | -3.36 | -0.65 | 24.00 | -24.65 |

**PSD Results**

| Channel | Frequency (MHz) | Antenna 6 Meas PSD (dBm/1MHz) | Antenna 5 Meas PSD (dBm/1MHz) | Total EIRP Corr'd PSD (dBm/ 1MHz) | EIRP PSD Limit (dBm/ 1MHz) | PSD Margin (dB) |
|---|---|---|---|---|---|---|
| Low | 6445 | -5.303 | -5.523 | -3.000 | -1.00 | -2.000 |
| Mid | 6485 | -5.366 | -5.456 | -2.999 | -1.00 | -1.999 |
| Straddle | 6525 | -6.014 | -6.143 | -3.378 | -1.00 | -2.378 |

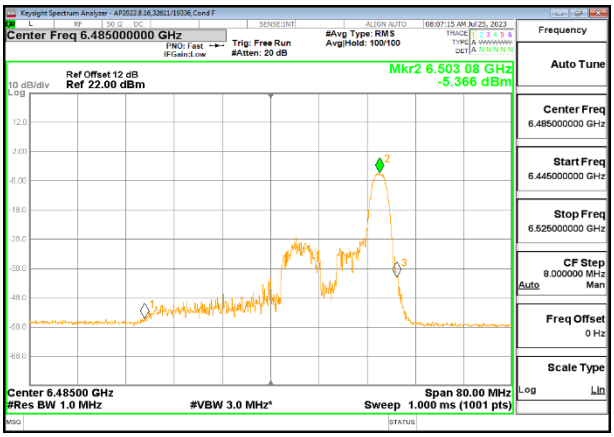


**LOW CHANNEL [ANT 6]**

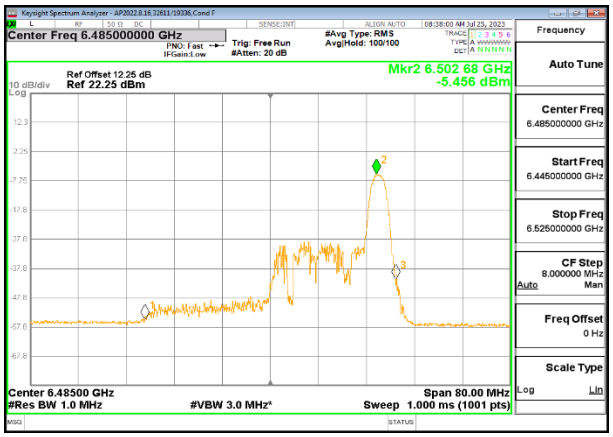


**LOW CHANNEL [ANT 5]**



UL VERIFICATION SERVICES INC.
47173 Benicia Street, Fremont, CA 94538; USA TEL:(510) 319-4000 FAX:(510) 661-0888

*This report shall not be reproduced except in full, without the written approval of UL Verification Services Inc.*

## 2TX Antenna 6 + Antenna 5 SDM MODE (FCC) – SU Mode

| | |
|---|---|
| **Test Engineer:** | 19336 |
| **Test Date:** | 7/25/2023 |

**Antenna Gain and Limits**

| Channel | Frequency (MHz) | Directional Gain for Power (dBi) | Directional Gain for PSD (dBi) | EIRP Power Limit (dBm) | EIRP PSD Limit (dBm/1MHz) |
|---|---|---|---|---|---|
| Low | 6445 | -0.60 | -0.60 | 24.00 | -1.00 |
| Mid | 6485 | -0.60 | -0.60 | 24.00 | -1.00 |
| Straddle | 6525 | -0.31 | -0.31 | 24.00 | -1.00 |

| | | |
|---|---|---|
| **Duty Cycle CF (dB)** | 0.00 | **Included in Calculations of Corr'd PSD** |

**Output Power Results**

| Channel | Frequency (MHz) | Antenna 6 Meas Power (dBm) | Antenna 5 Meas Power (dBm) | Total EIRP Corr'd Power (dBm) | EIRP Power Limit (dBm) | Power Margin (dB) |
|---|---|---|---|---|---|---|
| Low | 6445 | 9.47 | 9.45 | 11.87 | 24.00 | -12.13 |
| Mid | 6485 | 9.46 | 9.46 | 11.87 | 24.00 | -12.13 |
| Straddle | 6525 | 8.71 | 8.73 | 11.42 | 24.00 | -12.58 |

**PSD Results**

| Channel | Frequency (MHz) | Antenna 6 Meas PSD (dBm/1MHz) | Antenna 5 Meas PSD (dBm/1MHz) | Total EIRP Corr'd PSD (dBm/ 1MHz) | EIRP PSD Limit (dBm/ 1MHz) | PSD Margin (dB) |
|---|---|---|---|---|---|---|
| Low | 6445 | -5.197 | -5.005 | -2.688 | -1.00 | -1.688 |
| Mid | 6485 | -4.932 | -5.342 | -2.721 | -1.00 | -1.721 |
| Straddle | 6525 | -5.731 | -5.762 | -3.046 | -1.00 | -2.046 |

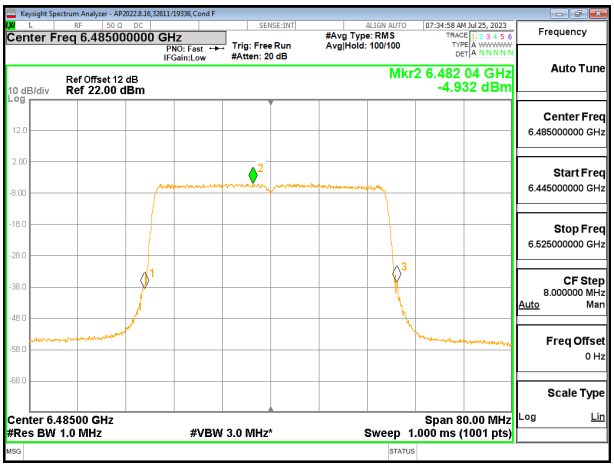


**LOW CHANNEL [ANT 6]**

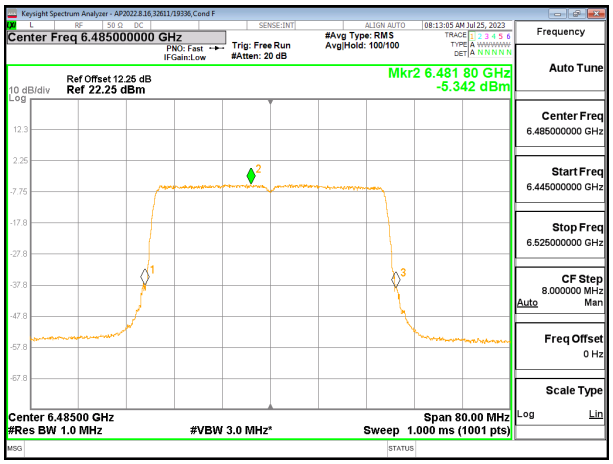


**LOW CHANNEL [ANT 5]**



UL VERIFICATION SERVICES INC.
47173 Benicia Street, Fremont, CA 94538; USA TEL:(510) 319-4000 FAX:(510) 661-0888

*This report shall not be reproduced except in full, without the written approval of UL Verification Services Inc.*

## 9.3.7. 802.11ax HE80 MODE IN THE UNII-6 BAND

**1TX Antenna 6 MODE (FCC) – 26 Tones, RU Index 0**

| | |
|---|---|
| **Test Engineer:** | 32480 |
| **Test Date:** | 7/31/2023 |

**Antenna Gain and Limits**

| Channel | Frequency (MHz) | Directional Gain (dBi) | EIRP Power Limit (dBm) | EIRP PSD Limit (dBm/ 1MHz) |
|---|---|---|---|---|
| Mid | 6465 | -0.70 | 24.00 | -1.00 |

| | | |
|---|---|---|
| **Duty Cycle CF (dB)** | 0.00 | **Included in Calculations of Corr'd PSD** |

**Output Power Results**

| Channel | Frequency (MHz) | Antenna 6 Meas Power (dBm) | Total EIRP Corr'd Power (dBm) | EIRP Power Limit (dBm) | Power Margin (dB) |
|---|---|---|---|---|---|
| Mid | 6465 | 0.48 | -0.22 | 24.00 | -24.22 |

**PSD Results**

| Channel | Frequency (MHz) | Antenna 6 Meas PSD (dBm/1MHz) | Total EIRP Corr'd PSD (dBm/1MHz) | EIRP PSD Limit (dBm/ 1MHz) | PSD Margin (dB) |
|---|---|---|---|---|---|
| Mid | 6465 | -1.522 | -2.222 | -1.00 | -1.222 |

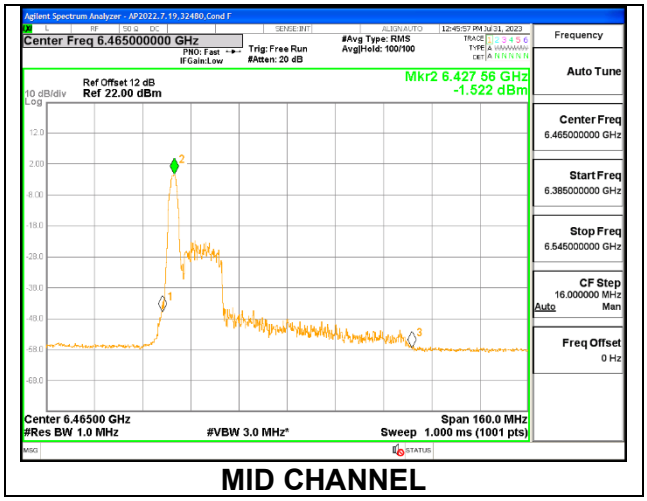


**MID CHANNEL**



UL VERIFICATION SERVICES INC.
47173 Benicia Street, Fremont, CA 94538; USA TEL:(510) 319-4000 FAX:(510) 661-0888

*This report shall not be reproduced except in full, without the written approval of UL Verification Services Inc.*

## 1TX Antenna 6 MODE (FCC) – 26 Tones, RU Index 18

| | |
|---|---|
| **Test Engineer:** | 32480 |
| **Test Date:** | 7/31/2023 |

**Antenna Gain and Limits**

| Channel | Frequency (MHz) | Directional Gain (dBi) | EIRP Power Limit (dBm) | EIRP PSD Limit (dBm/ 1MHz) |
|---|---|---|---|---|
| Mid | 6465 | -0.70 | 24.00 | -1.00 |

| | | |
|---|---|---|
| **Duty Cycle CF (dB)** | 0.00 | **Included in Calculations of Corr'd PSD** |

**Output Power Results**

| Channel | Frequency (MHz) | Antenna 6 Meas Power (dBm) | Total EIRP Corr'd Power (dBm) | EIRP Power Limit (dBm) | Power Margin (dB) |
|---|---|---|---|---|---|
| Mid | 6465 | 0.48 | -0.22 | 24.00 | -24.22 |

**PSD Results**

| Channel | Frequency (MHz) | Antenna 6 Meas PSD (dBm/1MHz) | Total EIRP Corr'd PSD (dBm/1MHz) | EIRP PSD Limit (dBm/ 1MHz) | PSD Margin (dB) |
|---|---|---|---|---|---|
| Mid | 6465 | -2.290 | -2.990 | -1.00 | -1.990 |

**MID CHANNEL**



UL VERIFICATION SERVICES INC.
47173 Benicia Street, Fremont, CA 94538; USA TEL:(510) 319-4000 FAX:(510) 661-0888

*This report shall not be reproduced except in full, without the written approval of UL Verification Services Inc.*

## 1TX Antenna 6 MODE (FCC) – 26 Tones, RU Index 36

| | |
|---|---|
| **Test Engineer:** | 32480 |
| **Test Date:** | 7/31/2023 |

**Antenna Gain and Limits**

| Channel | Frequency (MHz) | Directional Gain (dBi) | EIRP Power Limit (dBm) | EIRP PSD Limit (dBm/ 1MHz) |
|---|---|---|---|---|
| Mid | 6465 | -0.70 | 24.00 | -1.00 |

| | | |
|---|---|---|
| **Duty Cycle CF (dB)** | 0.00 | **Included in Calculations of Corr'd PSD** |

**Output Power Results**

| Channel | Frequency (MHz) | Antenna 6 Meas Power (dBm) | Total EIRP Corr'd Power (dBm) | EIRP Power Limit (dBm) | Power Margin (dB) |
|---|---|---|---|---|---|
| Mid | 6465 | 0.44 | -0.26 | 24.00 | -24.26 |

**PSD Results**

| Channel | Frequency (MHz) | Antenna 6 Meas PSD (dBm/1MHz) | Total EIRP Corr'd PSD (dBm/1MHz) | EIRP PSD Limit (dBm/ 1MHz) | PSD Margin (dB) |
|---|---|---|---|---|---|
| Mid | 6465 | -1.429 | -2.129 | -1.00 | -1.129 |

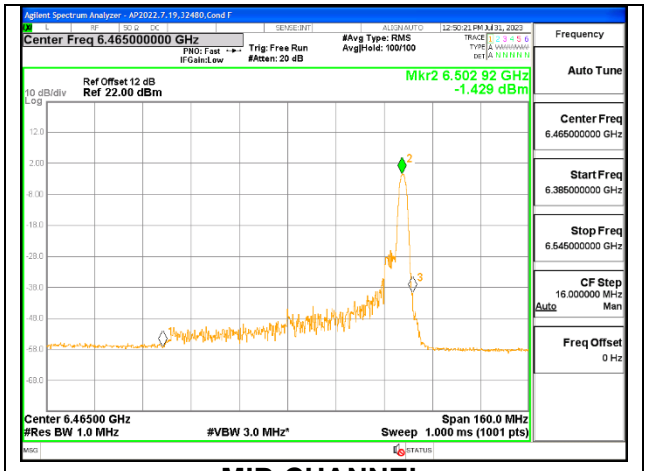


**MID CHANNEL**



UL VERIFICATION SERVICES INC.
47173 Benicia Street, Fremont, CA 94538; USA TEL:(510) 319-4000 FAX:(510) 661-0888

*This report shall not be reproduced except in full, without the written approval of UL Verification Services Inc.*

## 1TX Antenna 6 MODE (FCC) – SU Mode

| | |
|---|---|
| **Test Engineer:** | 32480 |
| **Test Date:** | 7/31/2023 |

**Antenna Gain and Limits**

| Channel | Frequency (MHz) | Directional Gain (dBi) | EIRP Power Limit (dBm) | EIRP PSD Limit (dBm/ 1MHz) |
|---|---|---|---|---|
| Mid | 6465 | -0.70 | 24.00 | -1.00 |

| | | |
|---|---|---|
| **Duty Cycle CF (dB)** | 0.00 | **Included in Calculations of Corr'd PSD** |

**Output Power Results**

| Channel | Frequency (MHz) | Antenna 6 Meas Power (dBm) | Total EIRP Corr'd Power (dBm) | EIRP Power Limit (dBm) | Power Margin (dB) |
|---|---|---|---|---|---|
| Mid | 6465 | 14.95 | 14.25 | 24.00 | -9.75 |

**PSD Results**

| Channel | Frequency (MHz) | Antenna 6 Meas PSD (dBm/1MHz) | Total EIRP Corr'd PSD (dBm/1MHz) | EIRP PSD Limit (dBm/ 1MHz) | PSD Margin (dB) |
|---|---|---|---|---|---|
| Mid | 6465 | -2.377 | -3.077 | -1.00 | -2.077 |

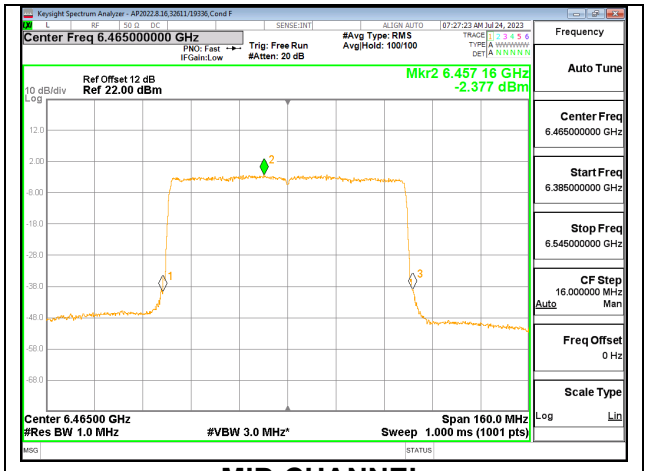


**MID CHANNEL**



UL VERIFICATION SERVICES INC.
47173 Benicia Street, Fremont, CA 94538; USA TEL:(510) 319-4000 FAX:(510) 661-0888

*This report shall not be reproduced except in full, without the written approval of UL Verification Services Inc.*

## 1TX Antenna 5 MODE (FCC) – 26 Tones, RU Index 0

| | |
|---|---|
| **Test Engineer:** | 32480 |
| **Test Date:** | 7/31/2023 |

**Antenna Gain and Limits**

| Channel | Frequency (MHz) | Directional Gain (dBi) | EIRP Power Limit (dBm) | EIRP PSD Limit (dBm/ 1MHz) |
|---|---|---|---|---|
| Mid | 6465 | -0.50 | 24.00 | -1.00 |

| | | |
|---|---|---|
| **Duty Cycle CF (dB)** | 0.00 | **Included in Calculations of Corr'd PSD** |

**Output Power Results**

| Channel | Frequency (MHz) | Antenna 5 Meas Power (dBm) | Total EIRP Corr'd Power (dBm) | EIRP Power Limit (dBm) | Power Margin (dB) |
|---|---|---|---|---|---|
| Mid | 6465 | 0.47 | -0.03 | 24.00 | -24.03 |

**PSD Results**

| Channel | Frequency (MHz) | Antenna 5 Meas PSD (dBm/1MHz) | Total EIRP Corr'd PSD (dBm/1MHz) | EIRP PSD Limit (dBm/ 1MHz) | PSD Margin (dB) |
|---|---|---|---|---|---|
| Mid | 6465 | -1.378 | -1.878 | -1.00 | -0.878 |

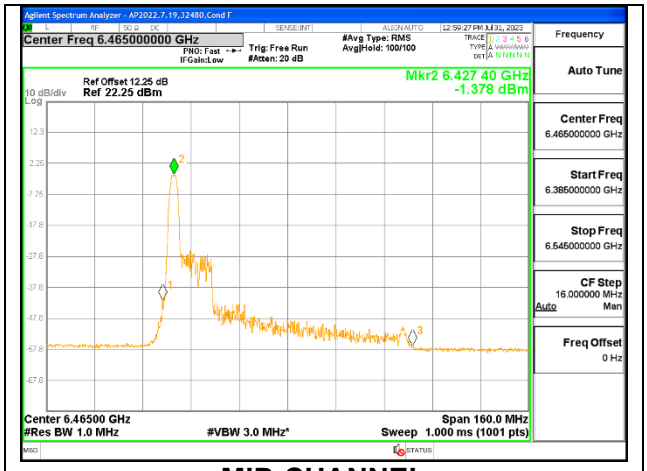


**MID CHANNEL**



UL VERIFICATION SERVICES INC.
47173 Benicia Street, Fremont, CA 94538; USA TEL:(510) 319-4000 FAX:(510) 661-0888

*This report shall not be reproduced except in full, without the written approval of UL Verification Services Inc.*

## 1TX Antenna 5 MODE (FCC) – 26 Tones, RU Index 18

| | |
|---|---|
| **Test Engineer:** | 32480 |
| **Test Date:** | 7/31/2023 |

**Antenna Gain and Limits**

| Channel | Frequency (MHz) | Directional Gain (dBi) | EIRP Power Limit (dBm) | EIRP PSD Limit (dBm/ 1MHz) |
|---|---|---|---|---|
| Mid | 6465 | -0.50 | 24.00 | -1.00 |

| | | |
|---|---|---|
| **Duty Cycle CF (dB)** | 0.00 | **Included in Calculations of Corr'd PSD** |

**Output Power Results**

| Channel | Frequency (MHz) | Antenna 5 Meas Power (dBm) | Total EIRP Corr'd Power (dBm) | EIRP Power Limit (dBm) | Power Margin (dB) |
|---|---|---|---|---|---|
| Mid | 6465 | 0.45 | -0.05 | 24.00 | -24.05 |

**PSD Results**

| Channel | Frequency (MHz) | Antenna 5 Meas PSD (dBm/1MHz) | Total EIRP Corr'd PSD (dBm/1MHz) | EIRP PSD Limit (dBm/ 1MHz) | PSD Margin (dB) |
|---|---|---|---|---|---|
| Mid | 6465 | -2.227 | -2.727 | -1.00 | -1.727 |

**MID CHANNEL**



UL VERIFICATION SERVICES INC.
47173 Benicia Street, Fremont, CA 94538; USA TEL:(510) 319-4000 FAX:(510) 661-0888

*This report shall not be reproduced except in full, without the written approval of UL Verification Services Inc.*

## 1TX Antenna 5 MODE (FCC) – 26 Tones, RU Index 36

| | |
|---|---|
| **Test Engineer:** | 32480 |
| **Test Date:** | 7/31/2023 |

**Antenna Gain and Limits**

| Channel | Frequency (MHz) | Directional Gain (dBi) | EIRP Power Limit (dBm) | EIRP PSD Limit (dBm/ 1MHz) |
|---|---|---|---|---|
| Mid | 6465 | -0.50 | 24.00 | -1.00 |

| | | |
|---|---|---|
| **Duty Cycle CF (dB)** | 0.00 | **Included in Calculations of Corr'd PSD** |

**Output Power Results**

| Channel | Frequency (MHz) | Antenna 5 Meas Power (dBm) | Total EIRP Corr'd Power (dBm) | EIRP Power Limit (dBm) | Power Margin (dB) |
|---|---|---|---|---|---|
| Mid | 6465 | 0.47 | -0.03 | 24.00 | -24.03 |

**PSD Results**

| Channel | Frequency (MHz) | Antenna 5 Meas PSD (dBm/1MHz) | Total EIRP Corr'd PSD (dBm/1MHz) | EIRP PSD Limit (dBm/ 1MHz) | PSD Margin (dB) |
|---|---|---|---|---|---|
| Mid | 6465 | -1.334 | -1.834 | -1.00 | -0.834 |

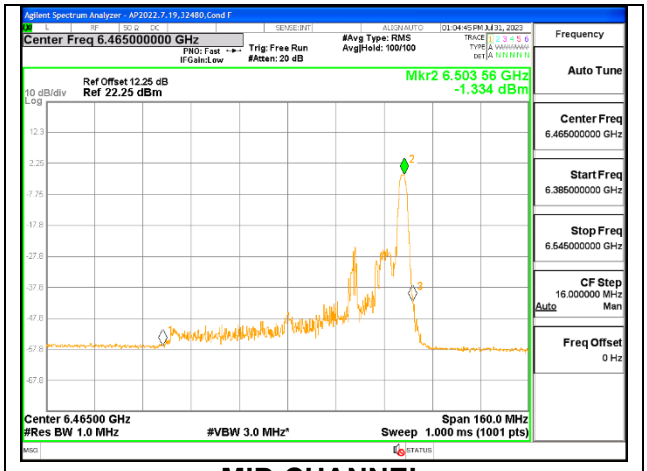


**MID CHANNEL**



UL VERIFICATION SERVICES INC.
47173 Benicia Street, Fremont, CA 94538; USA TEL:(510) 319-4000 FAX:(510) 661-0888

*This report shall not be reproduced except in full, without the written approval of UL Verification Services Inc.*

## 1TX Antenna 5 MODE (FCC) – SU Mode

| | |
|---|---|
| **Test Engineer:** | 32480 |
| **Test Date:** | 7/31/2023 |

**Antenna Gain and Limits**

| Channel | Frequency (MHz) | Directional Gain (dBi) | EIRP Power Limit (dBm) | EIRP PSD Limit (dBm/ 1MHz) |
|---|---|---|---|---|
| Mid | 6465 | -0.50 | 24.00 | -1.00 |

| | | |
|---|---|---|
| **Duty Cycle CF (dB)** | 0.00 | **Included in Calculations of Corr'd PSD** |

**Output Power Results**

| Channel | Frequency (MHz) | Antenna 5 Meas Power (dBm) | Total EIRP Corr'd Power (dBm) | EIRP Power Limit (dBm) | Power Margin (dB) |
|---|---|---|---|---|---|
| Mid | 6465 | 14.94 | 14.44 | 24.00 | -9.56 |

**PSD Results**

| Channel | Frequency (MHz) | Antenna 5 Meas PSD (dBm/1MHz) | Total EIRP Corr'd PSD (dBm/1MHz) | EIRP PSD Limit (dBm/ 1MHz) | PSD Margin (dB) |
|---|---|---|---|---|---|
| Mid | 6465 | -2.489 | -2.989 | -1.00 | -1.989 |

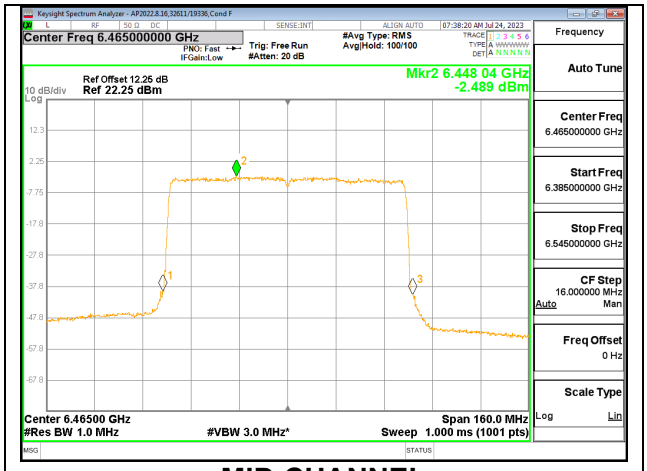


**MID CHANNEL**



UL VERIFICATION SERVICES INC.
47173 Benicia Street, Fremont, CA 94538; USA TEL:(510) 319-4000 FAX:(510) 661-0888

*This report shall not be reproduced except in full, without the written approval of UL Verification Services Inc.*

## 2TX Antenna 6 + Antenna 5 OFDMA MODE (FCC) – 26 Tones, RU Index 0

| | |
|---|---|
| **Test Engineer:** | 19336 |
| **Test Date:** | 7/24/2023 |

**Antenna Gain and Limits**

| Channel | Frequency (MHz) | Directional Gain for Power (dBi) | Directional Gain for PSD (dBi) | EIRP Power Limit (dBm) | EIRP PSD Limit (dBm/1MHz) |
|---|---|---|---|---|---|
| Mid | 6465 | -0.60 | 2.41 | 24.00 | -1.00 |

| | | |
|---|---|---|
| **Duty Cycle CF (dB)** | 0.00 | **Included in Calculations of Corr'd PSD** |

**Output Power Results**

| Channel | Frequency (MHz) | Antenna 6 Meas Power (dBm) | Antenna 5 Meas Power (dBm) | Total EIRP Corr'd Power (dBm) | EIRP Power Limit (dBm) | Power Margin (dB) |
|---|---|---|---|---|---|---|
| Mid | 6465 | -5.62 | -5.52 | -3.16 | 24.00 | -27.16 |

**PSD Results**

| Channel | Frequency (MHz) | Antenna 6 Meas PSD (dBm/1MHz) | Antenna 5 Meas PSD (dBm/1MHz) | Total EIRP Corr'd PSD (dBm/ 1MHz) | EIRP PSD Limit (dBm/ 1MHz) | PSD Margin (dB) |
|---|---|---|---|---|---|---|
| Mid | 6465 | -8.432 | -8.575 | -3.082 | -1.00 | -2.082 |

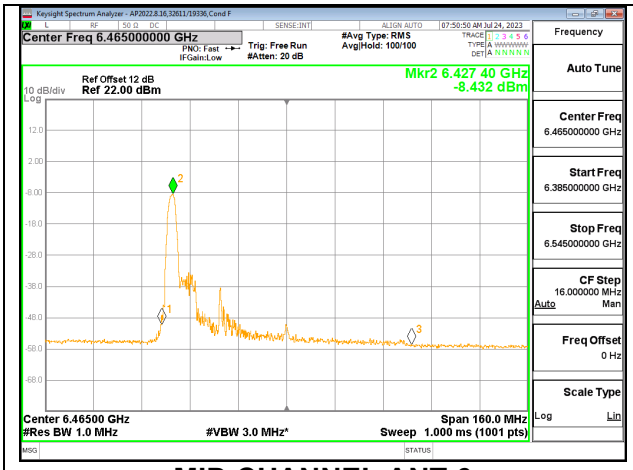


**MID CHANNEL ANT 6**

**MID CHANNEL ANT 5**



UL VERIFICATION SERVICES INC.
47173 Benicia Street, Fremont, CA 94538; USA TEL:(510) 319-4000 FAX:(510) 661-0888

*This report shall not be reproduced except in full, without the written approval of UL Verification Services Inc.*

## 2TX Antenna 6 + Antenna 5 OFDMA MODE (FCC) – 26 Tones, RU Index 18

| | |
|---|---|
| **Test Engineer:** | 19336 |
| **Test Date:** | 7/24/2023 |

**Antenna Gain and Limits**

| Channel | Frequency (MHz) | Directional Gain for Power (dBi) | Directional Gain for PSD (dBi) | EIRP Power Limit (dBm) | EIRP PSD Limit (dBm/1MHz) |
|---|---|---|---|---|---|
| Mid | 6465 | -0.60 | 2.41 | 24.00 | -1.00 |

| | | |
|---|---|---|
| **Duty Cycle CF (dB)** | 0.00 | **Included in Calculations of Corr'd PSD** |

**Output Power Results**

| Channel | Frequency (MHz) | Antenna 6 Meas Power (dBm) | Antenna 5 Meas Power (dBm) | Total EIRP Corr'd Power (dBm) | EIRP Power Limit (dBm) | Power Margin (dB) |
|---|---|---|---|---|---|---|
| Mid | 6465 | -5.58 | -5.52 | -3.14 | 24.00 | -27.14 |

**PSD Results**

| Channel | Frequency (MHz) | Antenna 6 Meas PSD (dBm/1MHz) | Antenna 5 Meas PSD (dBm/1MHz) | Total EIRP Corr'd PSD (dBm/ 1MHz) | EIRP PSD Limit (dBm/ 1MHz) | PSD Margin (dB) |
|---|---|---|---|---|---|---|
| Mid | 6465 | -9.951 | -9.821 | -4.464 | -1.00 | -3.464 |

**MID CHANNEL ANT 6**

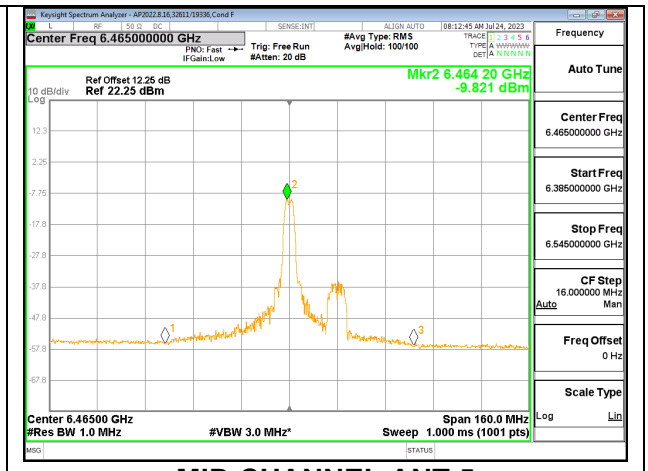


**MID CHANNEL ANT 5**



UL VERIFICATION SERVICES INC.
47173 Benicia Street, Fremont, CA 94538; USA TEL:(510) 319-4000 FAX:(510) 661-0888

*This report shall not be reproduced except in full, without the written approval of UL Verification Services Inc.*

## 2TX Antenna 6 + Antenna 5 OFDMA MODE (FCC) – 26 Tones, RU Index 36

| | |
|---|---|
| **Test Engineer:** | 19336 |
| **Test Date:** | 7/24/2023 |

**Antenna Gain and Limits**

| Channel | Frequency (MHz) | Directional Gain for Power (dBi) | Directional Gain for PSD (dBi) | EIRP Power Limit (dBm) | EIRP PSD Limit (dBm/1MHz) |
|---|---|---|---|---|---|
| Mid | 6465 | -0.60 | 2.41 | 24.00 | -1.00 |

| | | |
|---|---|---|
| **Duty Cycle CF (dB)** | 0.00 | **Included in Calculations of Corr'd PSD** |

**Output Power Results**

| Channel | Frequency (MHz) | Antenna 6 Meas Power (dBm) | Antenna 5 Meas Power (dBm) | Total EIRP Corr'd Power (dBm) | EIRP Power Limit (dBm) | Power Margin (dB) |
|---|---|---|---|---|---|---|
| Mid | 6465 | -5.56 | -5.61 | -3.17 | 24.00 | -27.17 |

**PSD Results**

| Channel | Frequency (MHz) | Antenna 6 Meas PSD (dBm/1MHz) | Antenna 5 Meas PSD (dBm/1MHz) | Total EIRP Corr'd PSD (dBm/ 1MHz) | EIRP PSD Limit (dBm/ 1MHz) | PSD Margin (dB) |
|---|---|---|---|---|---|---|
| Mid | 6465 | -8.712 | -8.748 | -3.309 | -1.00 | -2.309 |

**MID CHANNEL ANT 6**

**MID CHANNEL ANT 5**



UL VERIFICATION SERVICES INC.
47173 Benicia Street, Fremont, CA 94538; USA TEL:(510) 319-4000 FAX:(510) 661-0888

*This report shall not be reproduced except in full, without the written approval of UL Verification Services Inc.*

## 2TX Antenna 6 + Antenna 5 OFDMA MODE (FCC) – SU Mode

| | |
|---|---|
| **Test Engineer:** | 19336 |
| **Test Date:** | 7/24/2023 |

**Antenna Gain and Limits**

| Channel | Frequency (MHz) | Directional Gain for Power (dBi) | Directional Gain for PSD (dBi) | EIRP Power Limit (dBm) | EIRP PSD Limit (dBm/1MHz) |
|---|---|---|---|---|---|
| Mid | 6465 | -0.60 | 2.41 | 24.00 | -1.00 |

| | | |
|---|---|---|
| **Duty Cycle CF (dB)** | 0.00 | **Included in Calculations of Corr'd PSD** |

**Output Power Results**

| Channel | Frequency (MHz) | Antenna 6 Meas Power (dBm) | Antenna 5 Meas Power (dBm) | Total EIRP Corr'd Power (dBm) | EIRP Power Limit (dBm) | Power Margin (dB) |
|---|---|---|---|---|---|---|
| Mid | 6465 | 8.92 | 8.95 | 11.35 | 24.00 | -12.65 |

**PSD Results**

| Channel | Frequency (MHz) | Antenna 6 Meas PSD (dBm/1MHz) | Antenna 5 Meas PSD (dBm/1MHz) | Total EIRP Corr'd PSD (dBm/ 1MHz) | EIRP PSD Limit (dBm/ 1MHz) | PSD Margin (dB) |
|---|---|---|---|---|---|---|
| Mid | 6465 | -8.247 | -8.207 | -2.806 | -1.00 | -1.806 |

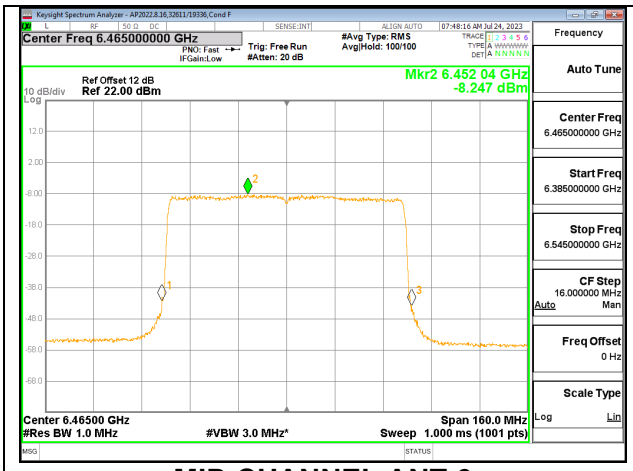


**MID CHANNEL ANT 6**

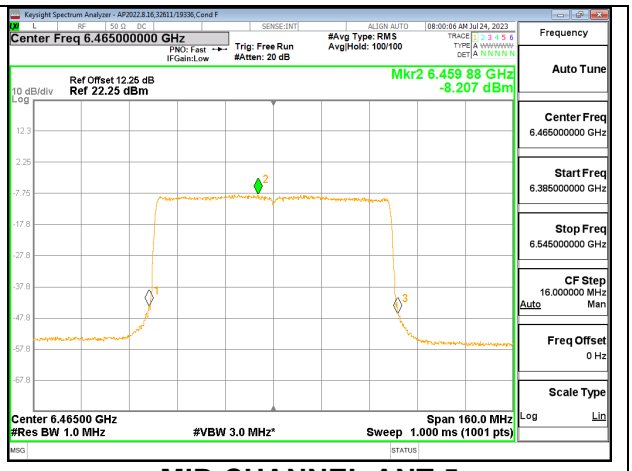


**MID CHANNEL ANT 5**



UL VERIFICATION SERVICES INC.
47173 Benicia Street, Fremont, CA 94538; USA TEL:(510) 319-4000 FAX:(510) 661-0888

*This report shall not be reproduced except in full, without the written approval of UL Verification Services Inc.*

## 2TX Antenna 6 + Antenna 5 SDM MODE (FCC) – 26 Tones, RU Index 0

| | |
|---|---|
| **Test Engineer:** | 19336 |
| **Test Date:** | 7/25/2023 |

**Antenna Gain and Limits**

| Channel | Frequency (MHz) | Directional Gain for Power (dBi) | Directional Gain for PSD (dBi) | EIRP Power Limit (dBm) | EIRP PSD Limit (dBm/1MHz) |
|---|---|---|---|---|---|
| Mid | 6465 | -0.60 | -0.60 | 24.00 | -1.00 |

| | | |
|---|---|---|
| **Duty Cycle CF (dB)** | 0.00 | **Included in Calculations of Corr'd PSD** |

**Output Power Results**

| Channel | Frequency (MHz) | Antenna 6 Meas Power (dBm) | Antenna 5 Meas Power (dBm) | Total EIRP Corr'd Power (dBm) | EIRP Power Limit (dBm) | Power Margin (dB) |
|---|---|---|---|---|---|---|
| Mid | 6465 | -2.54 | -2.63 | -0.17 | 24.00 | -24.17 |

**PSD Results**

| Channel | Frequency (MHz) | Antenna 6 Meas PSD (dBm/1MHz) | Antenna 5 Meas PSD (dBm/1MHz) | Total EIRP Corr'd PSD (dBm/ 1MHz) | EIRP PSD Limit (dBm/ 1MHz) | PSD Margin (dB) |
|---|---|---|---|---|---|---|
| Mid | 6465 | -5.589 | -5.377 | -3.070 | -1.00 | -2.070 |

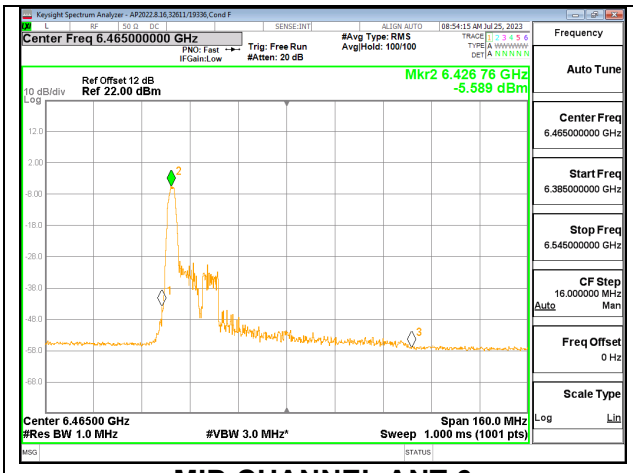


**MID CHANNEL ANT 6**

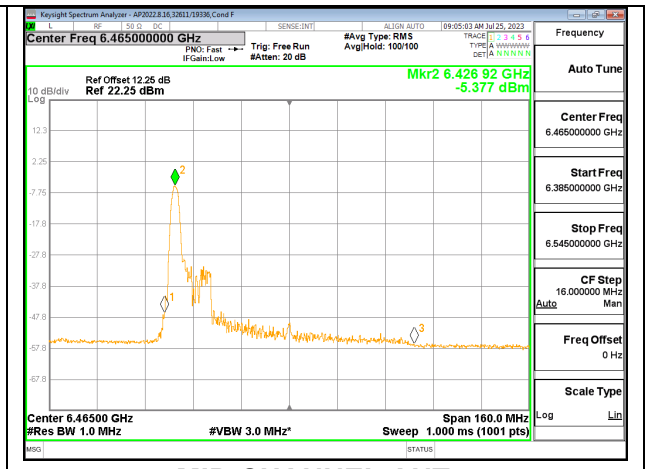


**MID CHANNEL ANT 5**



UL VERIFICATION SERVICES INC.
47173 Benicia Street, Fremont, CA 94538; USA TEL:(510) 319-4000 FAX:(510) 661-0888

*This report shall not be reproduced except in full, without the written approval of UL Verification Services Inc.*

## 2TX Antenna 6 + Antenna 5 SDM MODE (FCC) – 26 Tones, RU Index 18

| | |
|---|---|
| **Test Engineer:** | 19336 |
| **Test Date:** | 7/25/2023 |

**Antenna Gain and Limits**

| Channel | Frequency (MHz) | Directional Gain for Power (dBi) | Directional Gain for PSD (dBi) | EIRP Power Limit (dBm) | EIRP PSD Limit (dBm/1MHz) |
|---|---|---|---|---|---|
| Mid | 6465 | -0.60 | -0.60 | 24.00 | -1.00 |

| | | |
|---|---|---|
| **Duty Cycle CF (dB)** | 0.00 | **Included in Calculations of Corr'd PSD** |

**Output Power Results**

| Channel | Frequency (MHz) | Antenna 6 Meas Power (dBm) | Antenna 5 Meas Power (dBm) | Total EIRP Corr'd Power (dBm) | EIRP Power Limit (dBm) | Power Margin (dB) |
|---|---|---|---|---|---|---|
| Mid | 6465 | -2.56 | -2.54 | -0.14 | 24.00 | -24.14 |

**PSD Results**

| Channel | Frequency (MHz) | Antenna 6 Meas PSD (dBm/1MHz) | Antenna 5 Meas PSD (dBm/1MHz) | Total EIRP Corr'd PSD (dBm/ 1MHz) | EIRP PSD Limit (dBm/ 1MHz) | PSD Margin (dB) |
|---|---|---|---|---|---|---|
| Mid | 6465 | -6.572 | -6.408 | -4.078 | -1.00 | -3.078 |

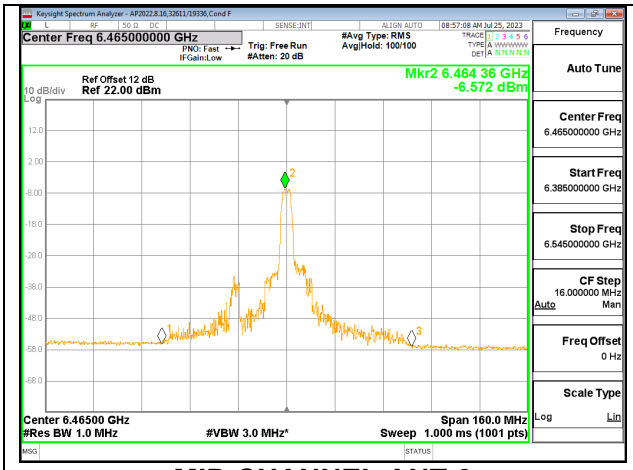


**MID CHANNEL ANT 6**

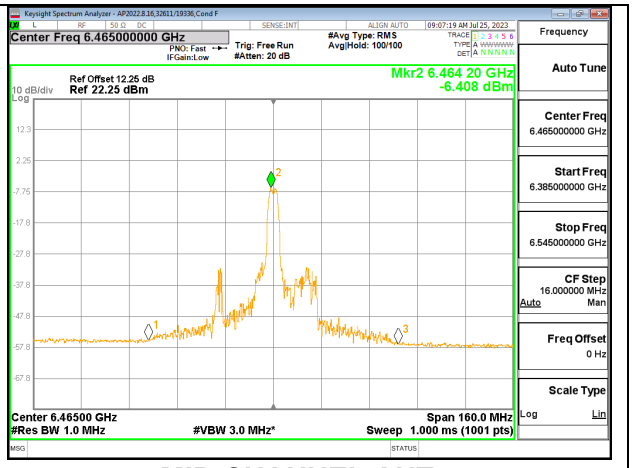


**MID CHANNEL ANT 5**



UL VERIFICATION SERVICES INC.
47173 Benicia Street, Fremont, CA 94538; USA TEL:(510) 319-4000 FAX:(510) 661-0888

*This report shall not be reproduced except in full, without the written approval of UL Verification Services Inc.*

## 2TX Antenna 6 + Antenna 5 SDM MODE (FCC) – 26 Tones, RU Index 36

| | |
|---|---|
| **Test Engineer:** | 19336 |
| **Test Date:** | 7/25/2023 |

**Antenna Gain and Limits**

| Channel | Frequency (MHz) | Directional Gain for Power (dBi) | Directional Gain for PSD (dBi) | EIRP Power Limit (dBm) | EIRP PSD Limit (dBm/1MHz) |
|---|---|---|---|---|---|
| Mid | 6465 | -0.60 | -0.60 | 24.00 | -1.00 |

| | | |
|---|---|---|
| **Duty Cycle CF (dB)** | 0.00 | **Included in Calculations of Corr'd PSD** |

**Output Power Results**

| Channel | Frequency (MHz) | Antenna 6 Meas Power (dBm) | Antenna 5 Meas Power (dBm) | Total EIRP Corr'd Power (dBm) | EIRP Power Limit (dBm) | Power Margin (dB) |
|---|---|---|---|---|---|---|
| Mid | 6465 | -2.61 | -2.56 | -0.17 | 24.00 | -24.17 |

**PSD Results**

| Channel | Frequency (MHz) | Antenna 6 Meas PSD (dBm/1MHz) | Antenna 5 Meas PSD (dBm/1MHz) | Total EIRP Corr'd PSD (dBm/ 1MHz) | EIRP PSD Limit (dBm/ 1MHz) | PSD Margin (dB) |
|---|---|---|---|---|---|---|
| Mid | 6465 | -5.467 | -5.612 | -3.127 | -1.00 | -2.127 |

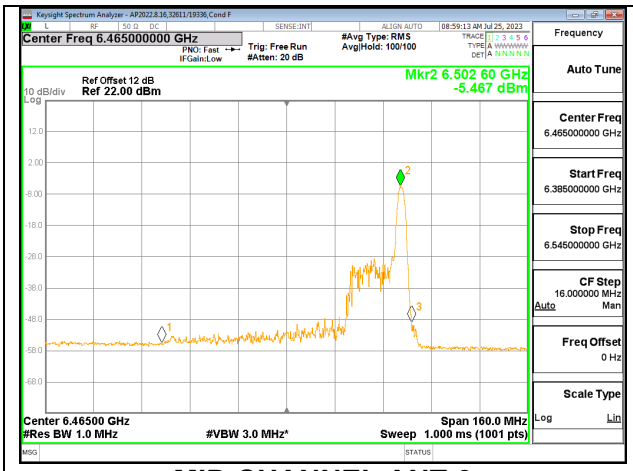


**MID CHANNEL ANT 6**

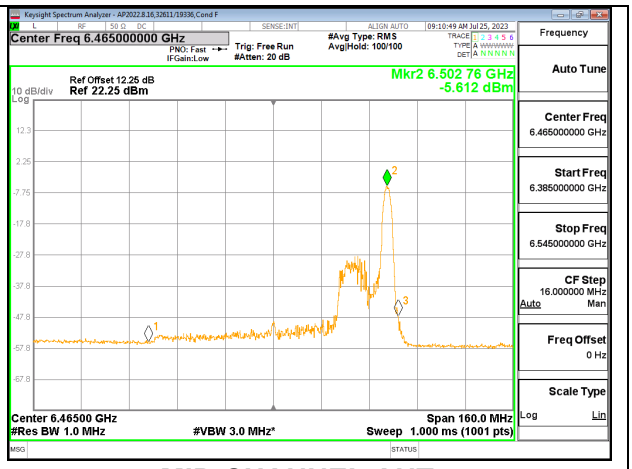


**MID CHANNEL ANT 5**



UL VERIFICATION SERVICES INC.
47173 Benicia Street, Fremont, CA 94538; USA TEL:(510) 319-4000 FAX:(510) 661-0888

*This report shall not be reproduced except in full, without the written approval of UL Verification Services Inc.*

## 2TX Antenna 6 + Antenna 5 SDM MODE (FCC) – SU Mode

| | |
|---|---|
| **Test Engineer:** | 19336 |
| **Test Date:** | 7/25/2023 |

**Antenna Gain and Limits**

| Channel | Frequency (MHz) | Directional Gain for Power (dBi) | Directional Gain for PSD (dBi) | EIRP Power Limit (dBm) | EIRP PSD Limit (dBm/1MHz) |
|---|---|---|---|---|---|
| Mid | 6465 | -0.60 | -0.60 | 24.00 | -1.00 |

| | | |
|---|---|---|
| **Duty Cycle CF (dB)** | 0.10 | **Included in Calculations of Corr'd PSD** |

**Output Power Results**

| Channel | Frequency (MHz) | Antenna 6 Meas Power (dBm) | Antenna 5 Meas Power (dBm) | Total EIRP Corr'd Power (dBm) | EIRP Power Limit (dBm) | Power Margin (dB) |
|---|---|---|---|---|---|---|
| Mid | 6465 | 11.94 | 11.90 | 14.33 | 24.00 | -9.67 |

**PSD Results**

| Channel | Frequency (MHz) | Antenna 6 Meas PSD (dBm/1MHz) | Antenna 5 Meas PSD (dBm/1MHz) | Total EIRP Corr'd PSD (dBm/ 1MHz) | EIRP PSD Limit (dBm/ 1MHz) | PSD Margin (dB) |
|---|---|---|---|---|---|---|
| Mid | 6465 | -5.413 | -5.426 | -2.908 | -1.00 | -1.908 |

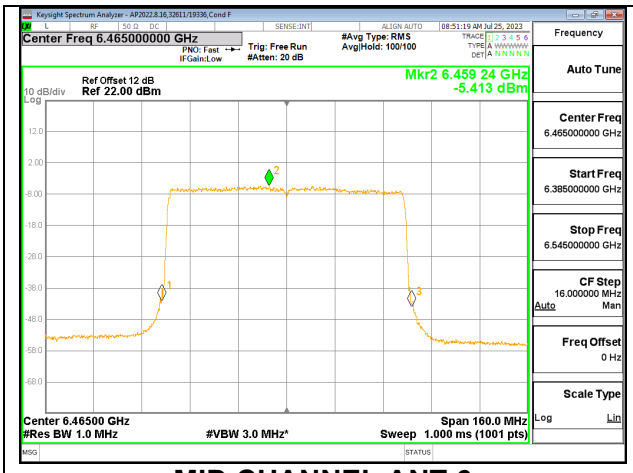


**MID CHANNEL ANT 6**

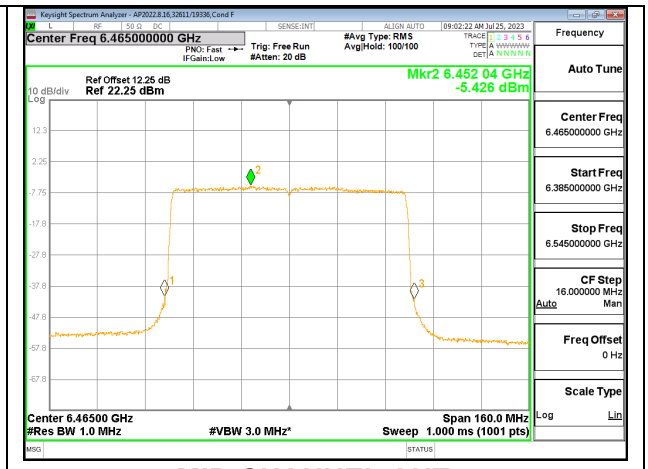


**MID CHANNEL ANT 5**



UL VERIFICATION SERVICES INC.
47173 Benicia Street, Fremont, CA 94538; USA TEL:(510) 319-4000 FAX:(510) 661-0888

*This report shall not be reproduced except in full, without the written approval of UL Verification Services Inc.*

## 9.3.8. 802.11ax HE160 MODE IN UNII-6 BAND

**1TX Antenna 6 MODE (FCC) – 26 Tones, RU Index 0**

| | |
|---|---|
| **Test Engineer:** | 32480 |
| **Test Date:** | 8/1/2023 |

**Antenna Gain and Limits**

| Channel | Frequency (MHz) | Directional Gain (dBi) | EIRP Power Limit (dBm) | EIRP PSD Limit (dBm/ 1MHz) |
|---|---|---|---|---|
| Straddle | 6505 | 1.00 | 24.00 | -1.00 |

| | | |
|---|---|---|
| **Duty Cycle CF (dB)** | 0.00 | **Included in Calculations of Corr'd PSD** |

**Output Power Results**

| Channel | Frequency (MHz) | Antenna 6 Meas Power (dBm) | Total EIRP Corr'd Power (dBm) | EIRP Power Limit (dBm) | Power Margin (dB) |
|---|---|---|---|---|---|
| Straddle | 6505 | -1.07 | -0.07 | 24.00 | -24.07 |

**PSD Results**

| Channel | Frequency (MHz) | Antenna 6 Meas PSD (dBm/1MHz) | Total EIRP Corr'd PSD (dBm/1MHz) | EIRP PSD Limit (dBm/ 1MHz) | PSD Margin (dB) |
|---|---|---|---|---|---|
| Straddle | 6505 | -2.842 | -1.842 | -1.00 | -0.842 |

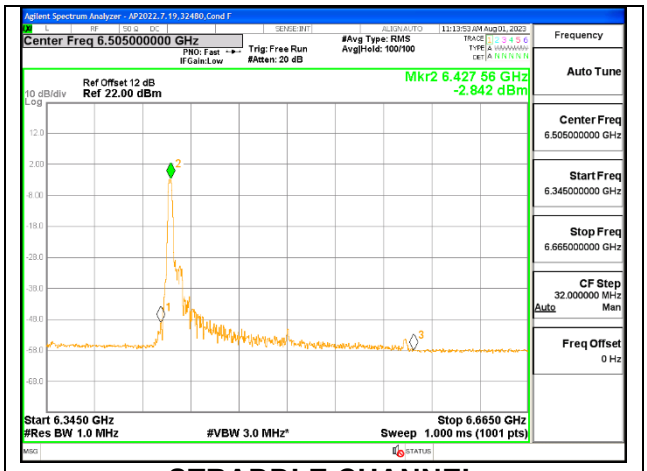


**STRADDLE CHANNEL**



UL VERIFICATION SERVICES INC.
47173 Benicia Street, Fremont, CA 94538; USA TEL:(510) 319-4000 FAX:(510) 661-0888

*This report shall not be reproduced except in full, without the written approval of UL Verification Services Inc.*

## 1TX Antenna 6 MODE (FCC) – 26 Tones, RU Index 36

| | |
|---|---|
| **Test Engineer:** | 32480 |
| **Test Date:** | 8/1/2023 |

**Antenna Gain and Limits**

| Channel | Frequency (MHz) | Directional Gain (dBi) | EIRP Power Limit (dBm) | EIRP PSD Limit (dBm/ 1MHz) |
|---|---|---|---|---|
| Straddle | 6505 | 1.00 | 24.00 | -1.00 |

| | | |
|---|---|---|
| **Duty Cycle CF (dB)** | 0.00 | **Included in Calculations of Corr'd PSD** |

**Output Power Results**

| Channel | Frequency (MHz) | Antenna 6 Meas Power (dBm) | Total EIRP Corr'd Power (dBm) | EIRP Power Limit (dBm) | Power Margin (dB) |
|---|---|---|---|---|---|
| Straddle | 6505 | -1.19 | -0.19 | 24.00 | -24.19 |

**PSD Results**

| Channel | Frequency (MHz) | Antenna 6 Meas PSD (dBm/1MHz) | Total EIRP Corr'd PSD (dBm/1MHz) | EIRP PSD Limit (dBm/ 1MHz) | PSD Margin (dB) |
|---|---|---|---|---|---|
| Straddle | 6505 | -2.842 | -1.842 | -1.00 | -0.842 |

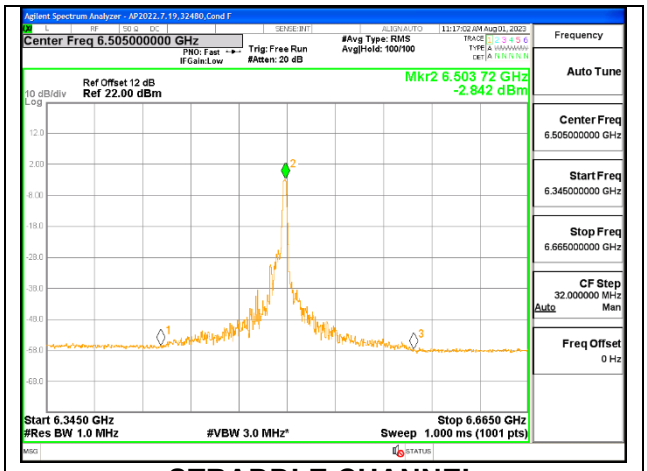


**STRADDLE CHANNEL**



UL VERIFICATION SERVICES INC.
47173 Benicia Street, Fremont, CA 94538; USA TEL:(510) 319-4000 FAX:(510) 661-0888

*This report shall not be reproduced except in full, without the written approval of UL Verification Services Inc.*

## 1TX Antenna 6 MODE (FCC) – 26 Tones, RU Index S36

| | |
|---|---|
| **Test Engineer:** | 32480 |
| **Test Date:** | 8/1/2023 |

**Antenna Gain and Limits**

| Channel | Frequency (MHz) | Directional Gain (dBi) | EIRP Power Limit (dBm) | EIRP PSD Limit (dBm/ 1MHz) |
|---|---|---|---|---|
| Straddle | 6505 | 1.00 | 24.00 | -1.00 |

| | | |
|---|---|---|
| **Duty Cycle CF (dB)** | 0.00 | **Included in Calculations of Corr'd PSD** |

**Output Power Results**

| Channel | Frequency (MHz) | Antenna 6 Meas Power (dBm) | Total EIRP Corr'd Power (dBm) | EIRP Power Limit (dBm) | Power Margin (dB) |
|---|---|---|---|---|---|
| Straddle | 6505 | -1.15 | -0.15 | 24.00 | -24.15 |

**PSD Results**

| Channel | Frequency (MHz) | Antenna 6 Meas PSD (dBm/1MHz) | Total EIRP Corr'd PSD (dBm/1MHz) | EIRP PSD Limit (dBm/ 1MHz) | PSD Margin (dB) |
|---|---|---|---|---|---|
| Straddle | 6505 | -2.535 | -1.535 | -1.00 | -0.535 |

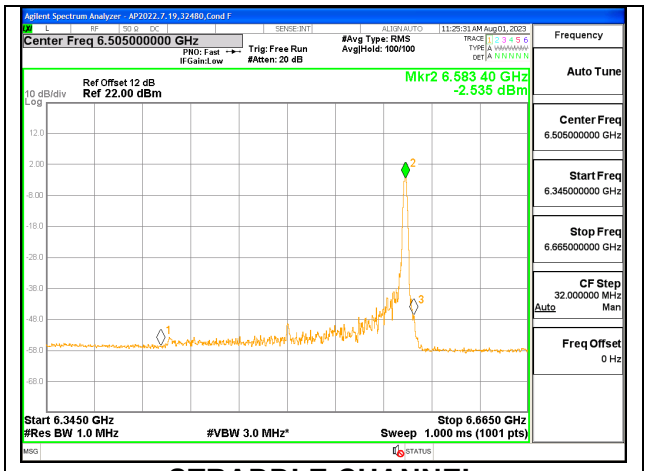


**STRADDLE CHANNEL**



UL VERIFICATION SERVICES INC.
47173 Benicia Street, Fremont, CA 94538; USA TEL:(510) 319-4000 FAX:(510) 661-0888

*This report shall not be reproduced except in full, without the written approval of UL Verification Services Inc.*

## 1TX Antenna 6 MODE (FCC) – SU Mode

| | |
|---|---|
| **Test Engineer:** | 19336 |
| **Test Date:** | 7/24/2023 |

**Antenna Gain and Limits**

| Channel | Frequency (MHz) | Directional Gain (dBi) | EIRP Power Limit (dBm) | EIRP PSD Limit (dBm/ 1MHz) |
|---|---|---|---|---|
| Straddle | 6505 | 1.00 | 24.00 | -1.00 |

| | | |
|---|---|---|
| **Duty Cycle CF (dB)** | 0.10 | **Included in Calculations of Corr'd PSD** |

**Output Power Results**

| Channel | Frequency (MHz) | Antenna 6 Meas Power (dBm) | Total EIRP Corr'd Power (dBm) | EIRP Power Limit (dBm) | Power Margin (dB) |
|---|---|---|---|---|---|
| Straddle | 6505 | 16.42 | 17.42 | 24.00 | -6.58 |

**PSD Results**

| Channel | Frequency (MHz) | Antenna 6 Meas PSD (dBm/1MHz) | Total EIRP Corr'd PSD (dBm/1MHz) | EIRP PSD Limit (dBm/ 1MHz) | PSD Margin (dB) |
|---|---|---|---|---|---|
| Straddle | 6505 | -3.703 | -2.603 | -1.00 | -1.603 |

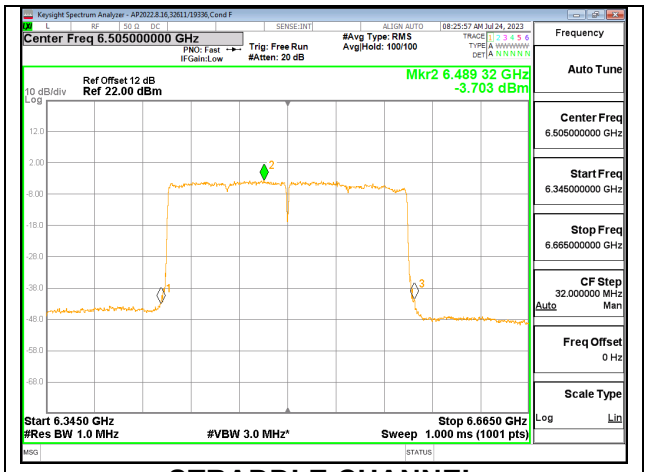


**STRADDLE CHANNEL**



UL VERIFICATION SERVICES INC.
47173 Benicia Street, Fremont, CA 94538; USA TEL:(510) 319-4000 FAX:(510) 661-0888

*This report shall not be reproduced except in full, without the written approval of UL Verification Services Inc.*

## 1TX Antenna 5 MODE (FCC) – 26 Tones, RU Index 0

| | |
|---|---|
| **Test Engineer:** | 32480 |
| **Test Date:** | 8/1/2023 |

**Antenna Gain and Limits**

| Channel | Frequency (MHz) | Directional Gain (dBi) | EIRP Power Limit (dBm) | EIRP PSD Limit (dBm/ 1MHz) |
|---|---|---|---|---|
| Straddle | 6505 | -0.50 | 24.00 | -1.00 |

| | | |
|---|---|---|
| **Duty Cycle CF (dB)** | 0.00 | **Included in Calculations of Corr'd PSD** |

**Output Power Results**

| Channel | Frequency (MHz) | Antenna 5 Meas Power (dBm) | Total EIRP Corr'd Power (dBm) | EIRP Power Limit (dBm) | Power Margin (dB) |
|---|---|---|---|---|---|
| Straddle | 6505 | -1.12 | -1.62 | 24.00 | -25.62 |

**PSD Results**

| Channel | Frequency (MHz) | Antenna 5 Meas PSD (dBm/1MHz) | Total EIRP Corr'd PSD (dBm/1MHz) | EIRP PSD Limit (dBm/ 1MHz) | PSD Margin (dB) |
|---|---|---|---|---|---|
| Straddle | 6505 | -2.707 | -3.207 | -1.00 | -2.207 |

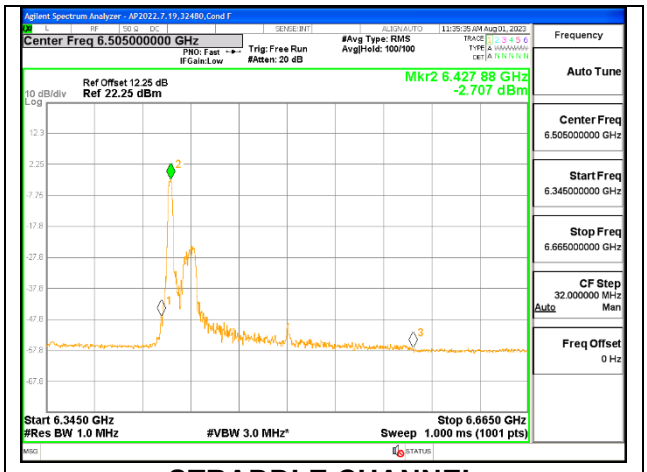


**STRADDLE CHANNEL**



UL VERIFICATION SERVICES INC.
47173 Benicia Street, Fremont, CA 94538; USA TEL:(510) 319-4000 FAX:(510) 661-0888

*This report shall not be reproduced except in full, without the written approval of UL Verification Services Inc.*

## 1TX Antenna 5 MODE (FCC) – 26 Tones, RU Index 36

| | |
|---|---|
| **Test Engineer:** | 32480 |
| **Test Date:** | 8/1/2023 |

**Antenna Gain and Limits**

| Channel | Frequency (MHz) | Directional Gain (dBi) | EIRP Power Limit (dBm) | EIRP PSD Limit (dBm/ 1MHz) |
|---|---|---|---|---|
| Straddle | 6505 | -0.50 | 24.00 | -1.00 |

| | | |
|---|---|---|
| **Duty Cycle CF (dB)** | 0.00 | **Included in Calculations of Corr'd PSD** |

**Output Power Results**

| Channel | Frequency (MHz) | Antenna 5 Meas Power (dBm) | Total EIRP Corr'd Power (dBm) | EIRP Power Limit (dBm) | Power Margin (dB) |
|---|---|---|---|---|---|
| Straddle | 6505 | -1.09 | -1.59 | 24.00 | -25.59 |

**PSD Results**

| Channel | Frequency (MHz) | Antenna 5 Meas PSD (dBm/1MHz) | Total EIRP Corr'd PSD (dBm/1MHz) | EIRP PSD Limit (dBm/ 1MHz) | PSD Margin (dB) |
|---|---|---|---|---|---|
| Straddle | 6505 | -2.687 | -3.187 | -1.00 | -2.187 |

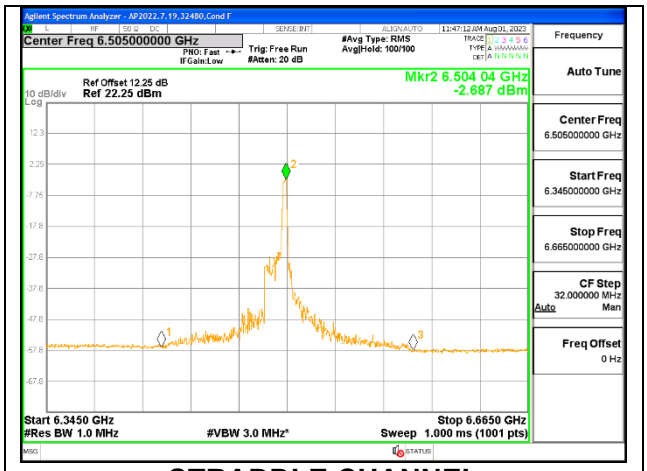


**STRADDLE CHANNEL**



UL VERIFICATION SERVICES INC.
47173 Benicia Street, Fremont, CA 94538; USA TEL:(510) 319-4000 FAX:(510) 661-0888

*This report shall not be reproduced except in full, without the written approval of UL Verification Services Inc.*

## 1TX Antenna 5 MODE (FCC) – 26 Tones, RU Index S36

| | |
|---|---|
| **Test Engineer:** | 32480 |
| **Test Date:** | 8/1/2023 |

**Antenna Gain and Limits**

| Channel | Frequency (MHz) | Directional Gain (dBi) | EIRP Power Limit (dBm) | EIRP PSD Limit (dBm/ 1MHz) |
|---|---|---|---|---|
| Straddle | 6505 | -0.50 | 24.00 | -1.00 |

| | | |
|---|---|---|
| **Duty Cycle CF (dB)** | 0.00 | **Included in Calculations of Corr'd PSD** |

**Output Power Results**

| Channel | Frequency (MHz) | Antenna 5 Meas Power (dBm) | Total EIRP Corr'd Power (dBm) | EIRP Power Limit (dBm) | Power Margin (dB) |
|---|---|---|---|---|---|
| Straddle | 6505 | -1.12 | -1.62 | 24.00 | -25.62 |

**PSD Results**

| Channel | Frequency (MHz) | Antenna 5 Meas PSD (dBm/1MHz) | Total EIRP Corr'd PSD (dBm/1MHz) | EIRP PSD Limit (dBm/ 1MHz) | PSD Margin (dB) |
|---|---|---|---|---|---|
| Straddle | 6505 | -2.498 | -2.998 | -1.00 | -1.998 |

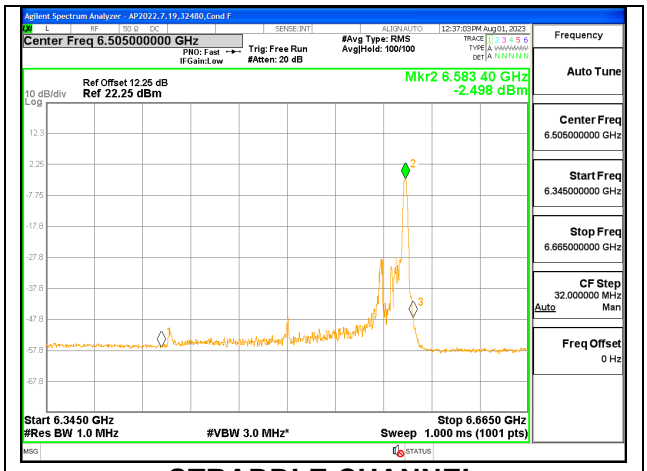


**STRADDLE CHANNEL**



UL VERIFICATION SERVICES INC.
47173 Benicia Street, Fremont, CA 94538; USA TEL:(510) 319-4000 FAX:(510) 661-0888

*This report shall not be reproduced except in full, without the written approval of UL Verification Services Inc.*

## 1TX Antenna 5 MODE (FCC) – SU Mode

| | |
|---|---|
| **Test Engineer:** | 19336 |
| **Test Date:** | 7/24/2023 |

**Antenna Gain and Limits**

| Channel | Frequency (MHz) | Directional Gain (dBi) | EIRP Power Limit (dBm) | EIRP PSD Limit (dBm/ 1MHz) |
|---|---|---|---|---|
| Straddle | 6505 | -0.50 | 24.00 | -1.00 |

| | | |
|---|---|---|
| **Duty Cycle CF (dB)** | 0.10 | **Included in Calculations of Corr'd PSD** |

**Output Power Results**

| Channel | Frequency (MHz) | Antenna 5 Meas Power (dBm) | Total EIRP Corr'd Power (dBm) | EIRP Power Limit (dBm) | Power Margin (dB) |
|---|---|---|---|---|---|
| Straddle | 6505 | 16.45 | 15.95 | 24.00 | -8.05 |

**PSD Results**

| Channel | Frequency (MHz) | Antenna 5 Meas PSD (dBm/1MHz) | Total EIRP Corr'd PSD (dBm/1MHz) | EIRP PSD Limit (dBm/ 1MHz) | PSD Margin (dB) |
|---|---|---|---|---|---|
| Straddle | 6505 | -3.447 | -3.847 | -1.00 | -2.847 |

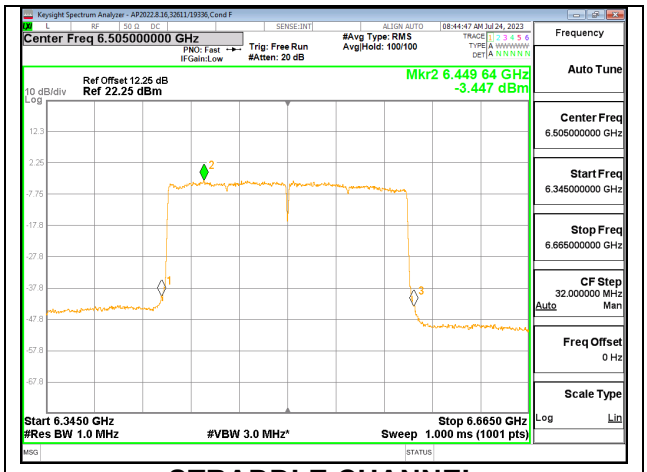


**STRADDLE CHANNEL**



UL VERIFICATION SERVICES INC.
47173 Benicia Street, Fremont, CA 94538; USA TEL:(510) 319-4000 FAX:(510) 661-0888

*This report shall not be reproduced except in full, without the written approval of UL Verification Services Inc.*

## 2TX Antenna 6 + Antenna 5 OFDMA MODE (FCC) – 26 Tones, RU Index 0

| | |
|---|---|
| **Test Engineer:** | 32480 |
| **Test Date:** | 7/31/2023 |

**Antenna Gain and Limits**

| Channel | Frequency (MHz) | Directional Gain for Power (dBi) | Directional Gain for PSD (dBi) | EIRP Power Limit (dBm) | EIRP PSD Limit (dBm/1MHz) |
|---|---|---|---|---|---|
| Straddle | 6505 | -0.31 | 3.29 | 24.00 | -1.00 |

| | | |
|---|---|---|
| **Duty Cycle CF (dB)** | 0.00 | **Included in Calculations of Corr'd PSD** |

**Output Power Results**

| Channel | Frequency (MHz) | Antenna 6 Meas Power (dBm) | Antenna 5 Meas Power (dBm) | Total EIRP Corr'd Power (dBm) | EIRP Power Limit (dBm) | Power Margin (dB) |
|---|---|---|---|---|---|---|
| Straddle | 6505 | -6.37 | -6.35 | -3.66 | 24.00 | -27.66 |

**PSD Results**

| Channel | Frequency (MHz) | Antenna 6 Meas PSD (dBm/1MHz) | Antenna 5 Meas PSD (dBm/1MHz) | Total EIRP Corr'd PSD (dBm/ 1MHz) | EIRP PSD Limit (dBm/ 1MHz) | PSD Margin (dB) |
|---|---|---|---|---|---|---|
| Straddle | 6505 | -9.576 | -9.580 | -3.278 | -1.00 | -2.278 |

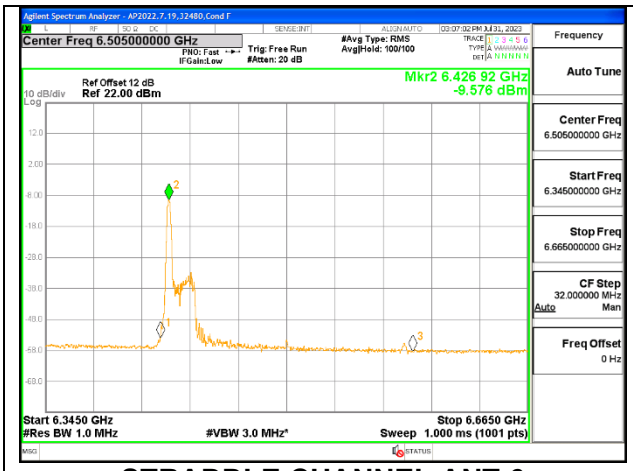


**STRADDLE CHANNEL ANT 6**

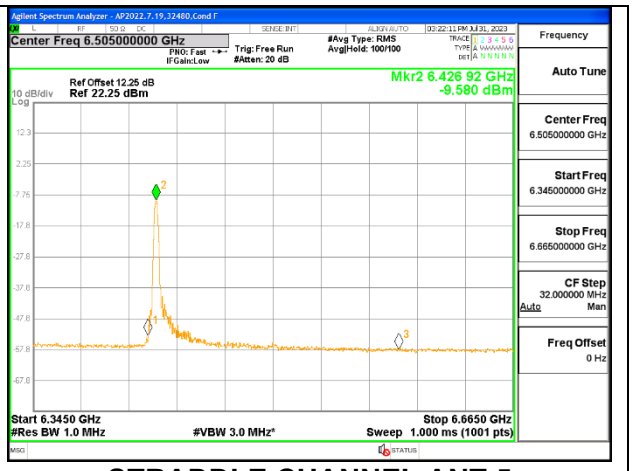


**STRADDLE CHANNEL ANT 5**



UL VERIFICATION SERVICES INC.
47173 Benicia Street, Fremont, CA 94538; USA TEL:(510) 319-4000 FAX:(510) 661-0888

*This report shall not be reproduced except in full, without the written approval of UL Verification Services Inc.*

## 2TX Antenna 6 + Antenna 5 OFDMA MODE (FCC) – 26 Tones, RU Index 36

| | |
|---|---|
| **Test Engineer:** | 32480 |
| **Test Date:** | 7/31/2023 |

**Antenna Gain and Limits**

| Channel | Frequency (MHz) | Directional Gain for Power (dBi) | Directional Gain for PSD (dBi) | EIRP Power Limit (dBm) | EIRP PSD Limit (dBm/1MHz) |
|---|---|---|---|---|---|
| Straddle | 6505 | -0.31 | 3.29 | 24.00 | -1.00 |

| | | |
|---|---|---|
| **Duty Cycle CF (dB)** | 0.00 | **Included in Calculations of Corr'd PSD** |

**Output Power Results**

| Channel | Frequency (MHz) | Antenna 6 Meas Power (dBm) | Antenna 5 Meas Power (dBm) | Total EIRP Corr'd Power (dBm) | EIRP Power Limit (dBm) | Power Margin (dB) |
|---|---|---|---|---|---|---|
| Straddle | 6505 | -6.38 | -6.32 | -3.65 | 24.00 | -27.65 |

**PSD Results**

| Channel | Frequency (MHz) | Antenna 6 Meas PSD (dBm/1MHz) | Antenna 5 Meas PSD (dBm/1MHz) | Total EIRP Corr'd PSD (dBm/ 1MHz) | EIRP PSD Limit (dBm/ 1MHz) | PSD Margin (dB) |
|---|---|---|---|---|---|---|
| Straddle | 6505 | -9.427 | -9.409 | -3.118 | -1.00 | -2.118 |

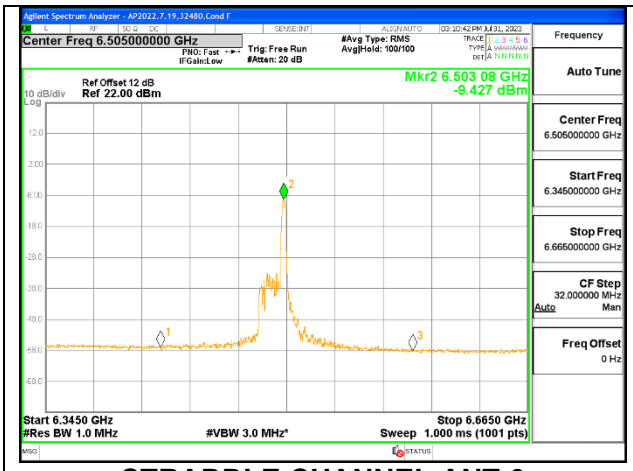


**STRADDLE CHANNEL ANT 6**

**STRADDLE CHANNEL ANT 5**



UL VERIFICATION SERVICES INC.
47173 Benicia Street, Fremont, CA 94538; USA TEL:(510) 319-4000 FAX:(510) 661-0888

*This report shall not be reproduced except in full, without the written approval of UL Verification Services Inc.*

## 2TX Antenna 6 + Antenna 5 OFDMA MODE (FCC) – 26 Tones, RU Index S36

| | |
|---|---|
| **Test Engineer:** | 32480 |
| **Test Date:** | 7/31/2023 |

**Antenna Gain and Limits**

| Channel | Frequency (MHz) | Directional Gain for Power (dBi) | Directional Gain for PSD (dBi) | EIRP Power Limit (dBm) | EIRP PSD Limit (dBm/1MHz) |
|---|---|---|---|---|---|
| Straddle | 6505 | -0.31 | 3.29 | 24.00 | -1.00 |

| | | |
|---|---|---|
| **Duty Cycle CF (dB)** | 0.00 | **Included in Calculations of Corr'd PSD** |

**Output Power Results**

| Channel | Frequency (MHz) | Antenna 6 Meas Power (dBm) | Antenna 5 Meas Power (dBm) | Total EIRP Corr'd Power (dBm) | EIRP Power Limit (dBm) | Power Margin (dB) |
|---|---|---|---|---|---|---|
| Straddle | 6505 | -6.38 | -6.36 | -3.67 | 24.00 | -27.67 |

**PSD Results**

| Channel | Frequency (MHz) | Antenna 6 Meas PSD (dBm/1MHz) | Antenna 5 Meas PSD (dBm/1MHz) | Total EIRP Corr'd PSD (dBm/ 1MHz) | EIRP PSD Limit (dBm/ 1MHz) | PSD Margin (dB) |
|---|---|---|---|---|---|---|
| Straddle | 6505 | -9.577 | -9.423 | -3.199 | -1.00 | -2.199 |

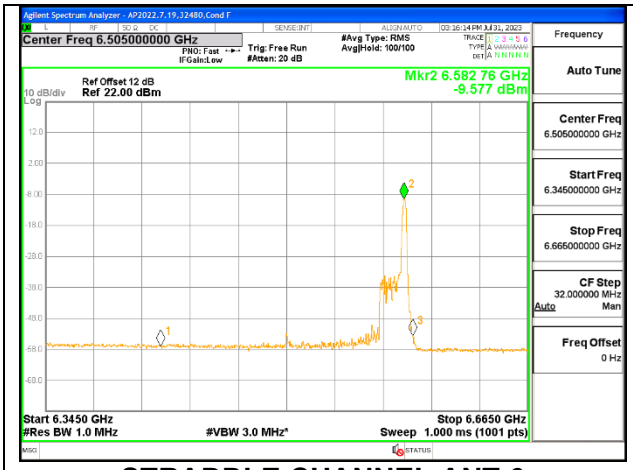


**STRADDLE CHANNEL ANT 6**

**STRADDLE CHANNEL ANT 5**



UL VERIFICATION SERVICES INC.
47173 Benicia Street, Fremont, CA 94538; USA TEL:(510) 319-4000 FAX:(510) 661-0888

*This report shall not be reproduced except in full, without the written approval of UL Verification Services Inc.*

## 2TX Antenna 6 + Antenna 5 OFDMA MODE (FCC) – SU Mode

| | |
|---|---|
| **Test Engineer:** | 19336 |
| **Test Date:** | 7/24/2023 |

**Antenna Gain and Limits**

| Channel | Frequency (MHz) | Directional Gain for Power (dBi) | Directional Gain for PSD (dBi) | EIRP Power Limit (dBm) | EIRP PSD Limit (dBm/1MHz) |
|---|---|---|---|---|---|
| Straddle | 6505 | -0.31 | 3.29 | 24.00 | -1.00 |

| | | |
|---|---|---|
| **Duty Cycle CF (dB)** | 0.10 | **Included in Calculations of Corr'd PSD** |

**Output Power Results**

| Channel | Frequency (MHz) | Antenna 6 Meas Power (dBm) | Antenna 5 Meas Power (dBm) | Total EIRP Corr'd Power (dBm) | EIRP Power Limit (dBm) | Power Margin (dB) |
|---|---|---|---|---|---|---|
| Straddle | 6505 | 11.24 | 11.22 | 13.93 | 24.00 | -10.07 |

**PSD Results**

| Channel | Frequency (MHz) | Antenna 6 Meas PSD (dBm/1MHz) | Antenna 5 Meas PSD (dBm/1MHz) | Total EIRP Corr'd PSD (dBm/ 1MHz) | EIRP PSD Limit (dBm/ 1MHz) | PSD Margin (dB) |
|---|---|---|---|---|---|---|
| Straddle | 6505 | -8.946 | -9.091 | -2.618 | -1.00 | -1.618 |

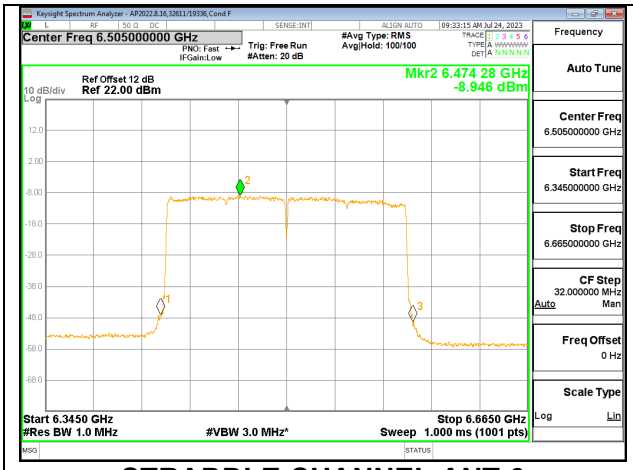


**STRADDLE CHANNEL ANT 6**

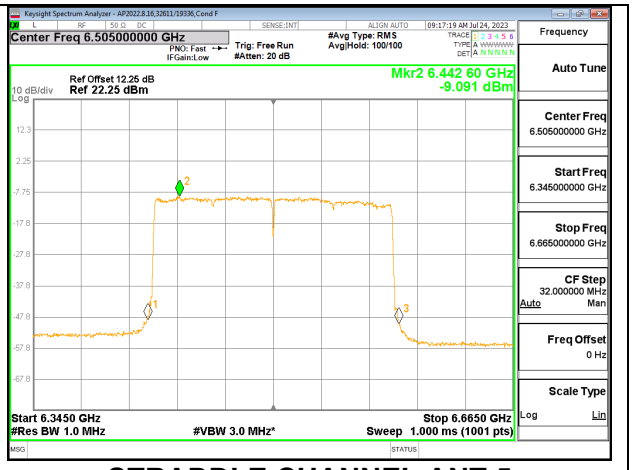


**STRADDLE CHANNEL ANT 5**



UL VERIFICATION SERVICES INC.
47173 Benicia Street, Fremont, CA 94538; USA TEL:(510) 319-4000 FAX:(510) 661-0888

*This report shall not be reproduced except in full, without the written approval of UL Verification Services Inc.*

## 2TX Antenna 6 + Antenna 5 SDM MODE (FCC) – 26 Tones, RU Index 0

| | |
|---|---|
| **Test Engineer:** | 19336 |
| **Test Date:** | 7/25/2023 |

**Antenna Gain and Limits**

| Channel | Frequency (MHz) | Directional Gain for Power (dBi) | Directional Gain for PSD (dBi) | EIRP Power Limit (dBm) | EIRP PSD Limit (dBm/1MHz) |
|---|---|---|---|---|---|
| Straddle | 6505 | -0.31 | -0.31 | 24.00 | -1.00 |

| | | |
|---|---|---|
| **Duty Cycle CF (dB)** | 0.00 | **Included in Calculations of Corr'd PSD** |

**Output Power Results**

| Channel | Frequency (MHz) | Antenna 6 Meas Power (dBm) | Antenna 5 Meas Power (dBm) | Total EIRP Corr'd Power (dBm) | EIRP Power Limit (dBm) | Power Margin (dB) |
|---|---|---|---|---|---|---|
| Straddle | 6505 | -3.37 | -3.38 | -0.67 | 24.00 | -24.67 |

**PSD Results**

| Channel | Frequency (MHz) | Antenna 6 Meas PSD (dBm/1MHz) | Antenna 5 Meas PSD (dBm/1MHz) | Total EIRP Corr'd PSD (dBm/ 1MHz) | EIRP PSD Limit (dBm/ 1MHz) | PSD Margin (dB) |
|---|---|---|---|---|---|---|
| Straddle | 6505 | -6.769 | -6.836 | -4.102 | -1.00 | -3.102 |

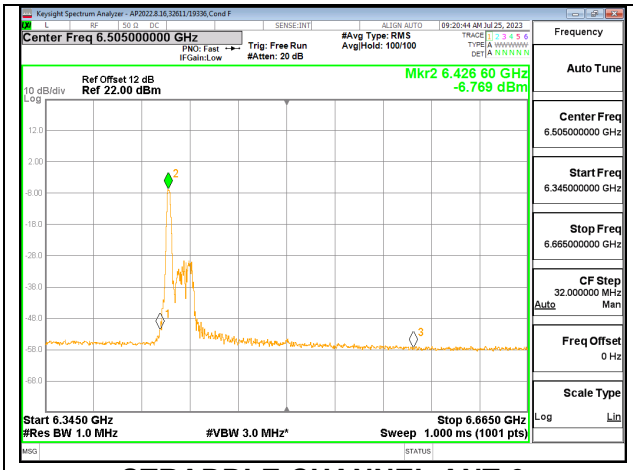


**STRADDLE CHANNEL ANT 6**

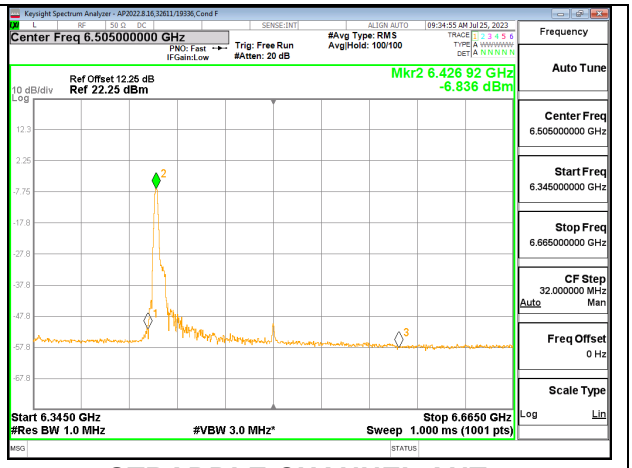


**STRADDLE CHANNEL ANT 5**



UL VERIFICATION SERVICES INC.
47173 Benicia Street, Fremont, CA 94538; USA TEL:(510) 319-4000 FAX:(510) 661-0888

*This report shall not be reproduced except in full, without the written approval of UL Verification Services Inc.*

## 2TX Antenna 6 + Antenna 5 SDM MODE (FCC) – 26 Tones, RU Index 36

| | |
|---|---|
| **Test Engineer:** | 19336 |
| **Test Date:** | 7/25/2023 |

**Antenna Gain and Limits**

| Channel | Frequency (MHz) | Directional Gain for Power (dBi) | Directional Gain for PSD (dBi) | EIRP Power Limit (dBm) | EIRP PSD Limit (dBm/1MHz) |
|---|---|---|---|---|---|
| Straddle | 6505 | -0.31 | -0.31 | 24.00 | -1.00 |

| | | |
|---|---|---|
| **Duty Cycle CF (dB)** | 0.00 | **Included in Calculations of Corr'd PSD** |

**Output Power Results**

| Channel | Frequency (MHz) | Antenna 6 Meas Power (dBm) | Antenna 5 Meas Power (dBm) | Total EIRP Corr'd Power (dBm) | EIRP Power Limit (dBm) | Power Margin (dB) |
|---|---|---|---|---|---|---|
| Straddle | 6505 | -3.32 | -3.42 | -0.67 | 24.00 | -24.67 |

**PSD Results**

| Channel | Frequency (MHz) | Antenna 6 Meas PSD (dBm/1MHz) | Antenna 5 Meas PSD (dBm/1MHz) | Total EIRP Corr'd PSD (dBm/ 1MHz) | EIRP PSD Limit (dBm/ 1MHz) | PSD Margin (dB) |
|---|---|---|---|---|---|---|
| Straddle | 6505 | -7.457 | -7.410 | -4.733 | -1.00 | -3.733 |

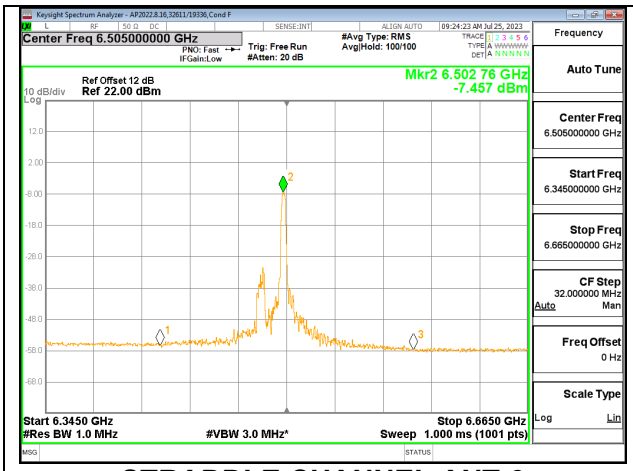


**STRADDLE CHANNEL ANT 6**

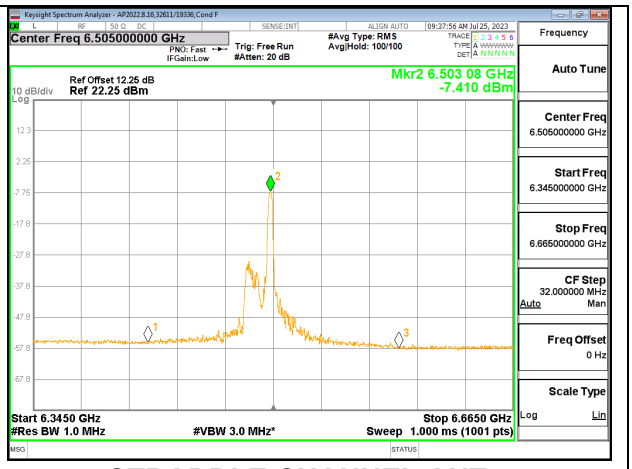


**STRADDLE CHANNEL ANT 5**



UL VERIFICATION SERVICES INC.
47173 Benicia Street, Fremont, CA 94538; USA TEL:(510) 319-4000 FAX:(510) 661-0888

*This report shall not be reproduced except in full, without the written approval of UL Verification Services Inc.*

## 2TX Antenna 6 + Antenna 5 SDM MODE (FCC) – 26 Tones, RU Index S36

| | |
|---|---|
| **Test Engineer:** | 19336 |
| **Test Date:** | 7/25/2023 |

**Antenna Gain and Limits**

| Channel | Frequency (MHz) | Directional Gain for Power (dBi) | Directional Gain for PSD (dBi) | EIRP Power Limit (dBm) | EIRP PSD Limit (dBm/1MHz) |
|---|---|---|---|---|---|
| Straddle | 6505 | -0.31 | -0.31 | 24.00 | -1.00 |

| | | |
|---|---|---|
| **Duty Cycle CF (dB)** | 0.00 | **Included in Calculations of Corr'd PSD** |

**Output Power Results**

| Channel | Frequency (MHz) | Antenna 6 Meas Power (dBm) | Antenna 5 Meas Power (dBm) | Total EIRP Corr'd Power (dBm) | EIRP Power Limit (dBm) | Power Margin (dB) |
|---|---|---|---|---|---|---|
| Straddle | 6505 | -3.38 | -3.38 | -0.68 | 24.00 | -24.68 |

**PSD Results**

| Channel | Frequency (MHz) | Antenna 6 Meas PSD (dBm/1MHz) | Antenna 5 Meas PSD (dBm/1MHz) | Total EIRP Corr'd PSD (dBm/ 1MHz) | EIRP PSD Limit (dBm/ 1MHz) | PSD Margin (dB) |
|---|---|---|---|---|---|---|
| Straddle | 6505 | -6.737 | -6.761 | -4.049 | -1.00 | -3.049 |

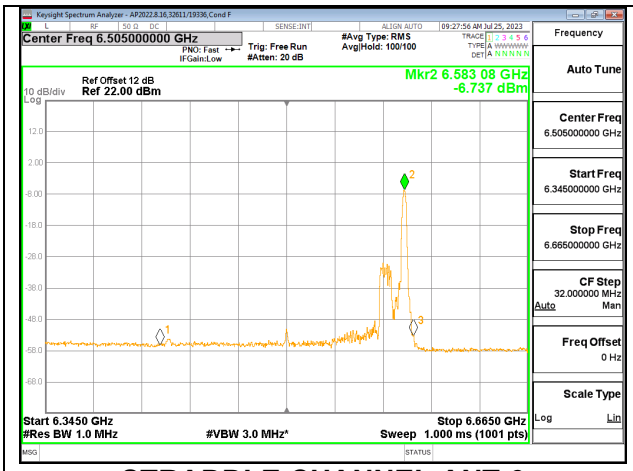


**STRADDLE CHANNEL ANT 6**

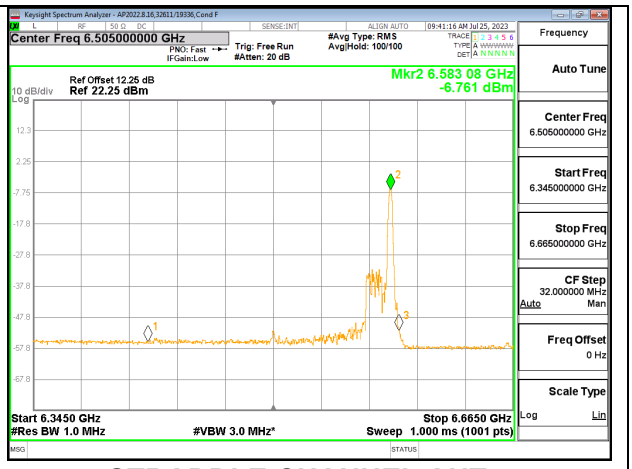


**STRADDLE CHANNEL ANT 5**



UL VERIFICATION SERVICES INC.
47173 Benicia Street, Fremont, CA 94538; USA TEL:(510) 319-4000 FAX:(510) 661-0888

*This report shall not be reproduced except in full, without the written approval of UL Verification Services Inc.*

## 2TX Antenna 6 + Antenna 5 SDM MODE (FCC) – SU Mode

| | |
|---|---|
| **Test Engineer:** | 19336 |
| **Test Date:** | 7/25/2023 |

**Antenna Gain and Limits**

| Channel | Frequency (MHz) | Directional Gain for Power (dBi) | Directional Gain for PSD (dBi) | EIRP Power Limit (dBm) | EIRP PSD Limit (dBm/1MHz) |
|---|---|---|---|---|---|
| Straddle | 6505 | -0.31 | -0.31 | 24.00 | -1.00 |

| | | |
|---|---|---|
| **Duty Cycle CF (dB)** | 0.19 | **Included in Calculations of Corr'd PSD** |

**Output Power Results**

| Channel | Frequency (MHz) | Antenna 6 Meas Power (dBm) | Antenna 5 Meas Power (dBm) | Total EIRP Corr'd Power (dBm) | EIRP Power Limit (dBm) | Power Margin (dB) |
|---|---|---|---|---|---|---|
| Straddle | 6505 | 14.25 | 14.25 | 16.95 | 24.00 | -7.05 |

**PSD Results**

| Channel | Frequency (MHz) | Antenna 6 Meas PSD (dBm/1MHz) | Antenna 5 Meas PSD (dBm/1MHz) | Total EIRP Corr'd PSD (dBm/ 1MHz) | EIRP PSD Limit (dBm/ 1MHz) | PSD Margin (dB) |
|---|---|---|---|---|---|---|
| Straddle | 6505 | -6.105 | -6.252 | -3.288 | -1.00 | -2.288 |

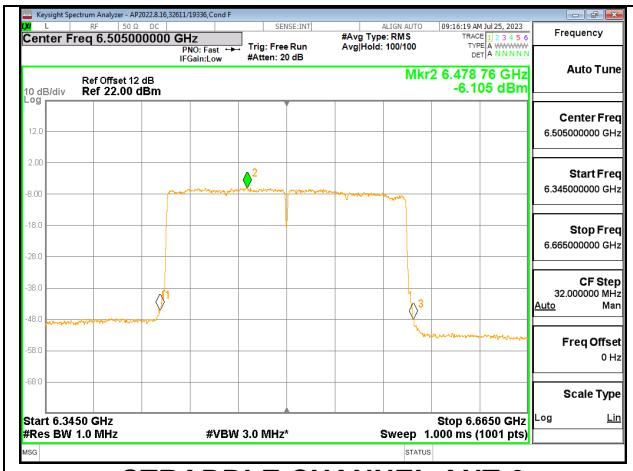


**STRADDLE CHANNEL ANT 6**

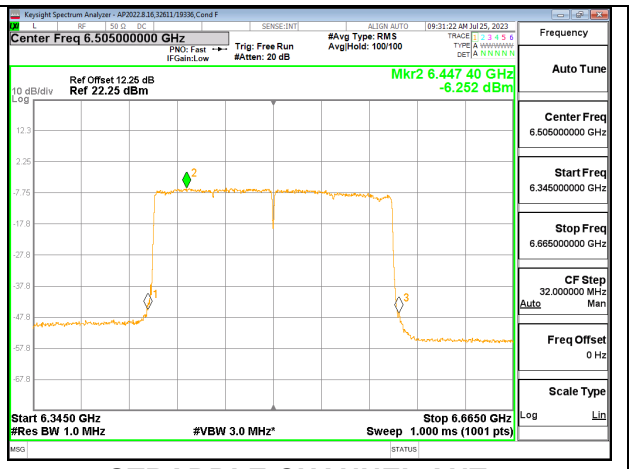


**STRADDLE CHANNEL ANT 5**



UL VERIFICATION SERVICES INC.
47173 Benicia Street, Fremont, CA 94538; USA TEL:(510) 319-4000 FAX:(510) 661-0888

*This report shall not be reproduced except in full, without the written approval of UL Verification Services Inc.*

## 9.3.9. 802.11ax HE20 MODE IN THE UNII-7 BAND

**1TX Antenna 6 MODE (FCC) – 26 Tones, RU Index 0**

| | |
|---|---|
| **Test Engineer:** | 32543 |
| **Test Date:** | 7/31/2023 |

**Antenna Gain and Limits**

| Channel | Frequency (MHz) | Directional Gain (dBi) | EIRP Power Limit (dBm) | EIRP PSD Limit (dBm/ 1MHz) |
|---|---|---|---|---|
| Low | 6535 | 1.00 | 24.00 | -1.00 |
| Mid | 6715 | 1.00 | 24.00 | -1.00 |
| Straddle | 6875 | 1.40 | 24.00 | -1.00 |

| | | |
|---|---|---|
| **Duty Cycle CF (dB)** | 0.00 | **Included in Calculations of Corr'd PSD** |

**Output Power Results**

| Channel | Frequency (MHz) | Antenna 6 Meas Power (dBm) | Total EIRP Corr'd Power (dBm) | EIRP Power Limit (dBm) | Power Margin (dB) |
|---|---|---|---|---|---|
| Low | 6535 | -1.04 | -0.04 | 24.00 | -24.04 |
| Mid | 6715 | -1.07 | -0.07 | 24.00 | -24.07 |
| Straddle | 6875 | -1.52 | -0.12 | 24.00 | -24.12 |

**PSD Results**

| Channel | Frequency (MHz) | Antenna 6 Meas PSD (dBm/1MHz) | Total EIRP Corr'd PSD (dBm/1MHz) | EIRP PSD Limit (dBm/ 1MHz) | PSD Margin (dB) |
|---|---|---|---|---|---|
| Low | 6535 | -2.160 | -1.160 | -1.00 | -0.160 |
| Mid | 6715 | -2.239 | -1.239 | -1.00 | -0.239 |
| Straddle | 6875 | -2.723 | -1.323 | -1.00 | -0.323 |

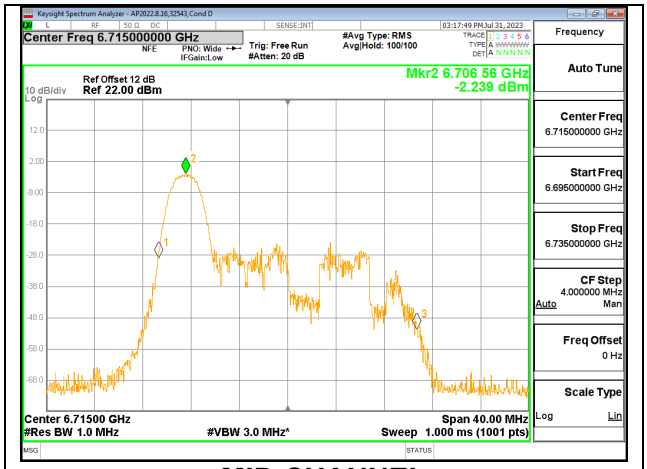


**MID CHANNEL**



UL VERIFICATION SERVICES INC.
47173 Benicia Street, Fremont, CA 94538; USA TEL:(510) 319-4000 FAX:(510) 661-0888

*This report shall not be reproduced except in full, without the written approval of UL Verification Services Inc.*

## 1TX Antenna 6 MODE (FCC) – 26 Tones, RU Index 4

| | |
|---|---|
| **Test Engineer:** | 32543 |
| **Test Date:** | 7/31/2023 |

**Antenna Gain and Limits**

| Channel | Frequency (MHz) | Directional Gain (dBi) | EIRP Power Limit (dBm) | EIRP PSD Limit (dBm/ 1MHz) |
|---|---|---|---|---|
| Low | 6535 | 1.00 | 24.00 | -1.00 |
| Mid | 6715 | 1.00 | 24.00 | -1.00 |
| Straddle | 6875 | 1.40 | 24.00 | -1.00 |

| | | |
|---|---|---|
| **Duty Cycle CF (dB)** | 0.00 | **Included in Calculations of Corr'd PSD** |

**Output Power Results**

| Channel | Frequency (MHz) | Antenna 6 Meas Power (dBm) | Total EIRP Corr'd Power (dBm) | EIRP Power Limit (dBm) | Power Margin (dB) |
|---|---|---|---|---|---|
| Low | 6535 | -1.11 | -0.11 | 24.00 | -24.11 |
| Mid | 6715 | -1.08 | -0.08 | 24.00 | -24.08 |
| Straddle | 6875 | -1.57 | -0.17 | 24.00 | -24.17 |

**PSD Results**

| Channel | Frequency (MHz) | Antenna 6 Meas PSD (dBm/1MHz) | Total EIRP Corr'd PSD (dBm/1MHz) | EIRP PSD Limit (dBm/ 1MHz) | PSD Margin (dB) |
|---|---|---|---|---|---|
| Low | 6535 | -3.131 | -2.131 | -1.00 | -1.131 |
| Mid | 6715 | -3.177 | -2.177 | -1.00 | -1.177 |
| Straddle | 6875 | -3.793 | -2.393 | -1.00 | -1.393 |

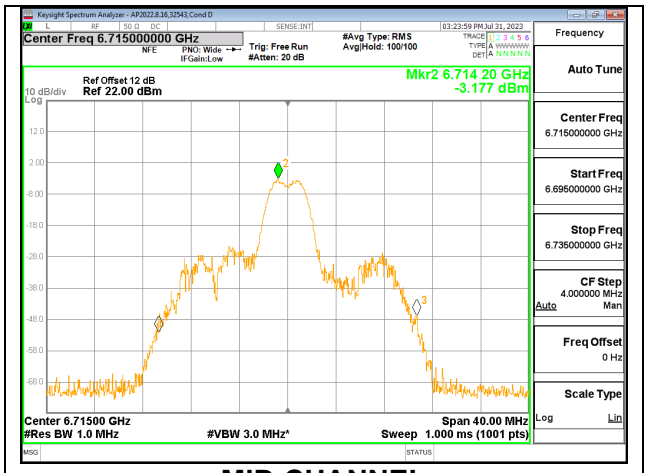


**MID CHANNEL**



UL VERIFICATION SERVICES INC.
47173 Benicia Street, Fremont, CA 94538; USA TEL:(510) 319-4000 FAX:(510) 661-0888

*This report shall not be reproduced except in full, without the written approval of UL Verification Services Inc.*

## 1TX Antenna 6 MODE (FCC) – 26 Tones, RU Index 8

| | |
|---|---|
| **Test Engineer:** | 32543 |
| **Test Date:** | 7/31/2023 |

**Antenna Gain and Limits**

| Channel | Frequency (MHz) | Directional Gain (dBi) | EIRP Power Limit (dBm) | EIRP PSD Limit (dBm/ 1MHz) |
|---|---|---|---|---|
| Low | 6535 | 1.00 | 24.00 | -1.00 |
| Mid | 6715 | 1.00 | 24.00 | -1.00 |
| Straddle | 6875 | 1.40 | 24.00 | -1.00 |

| | | |
|---|---|---|
| **Duty Cycle CF (dB)** | 0.00 | **Included in Calculations of Corr'd PSD** |

**Output Power Results**

| Channel | Frequency (MHz) | Antenna 6 Meas Power (dBm) | Total EIRP Corr'd Power (dBm) | EIRP Power Limit (dBm) | Power Margin (dB) |
|---|---|---|---|---|---|
| Low | 6535 | -1.18 | -0.18 | 24.00 | -24.18 |
| Mid | 6715 | -1.12 | -0.12 | 24.00 | -24.12 |
| Straddle | 6875 | -1.53 | -0.13 | 24.00 | -24.13 |

**PSD Results**

| Channel | Frequency (MHz) | Antenna 6 Meas PSD (dBm/1MHz) | Total EIRP Corr'd PSD (dBm/1MHz) | EIRP PSD Limit (dBm/ 1MHz) | PSD Margin (dB) |
|---|---|---|---|---|---|
| Low | 6535 | -2.410 | -1.410 | -1.00 | -0.410 |
| Mid | 6715 | -2.145 | -1.145 | -1.00 | -0.145 |
| Straddle | 6875 | -2.792 | -1.392 | -1.00 | -0.392 |

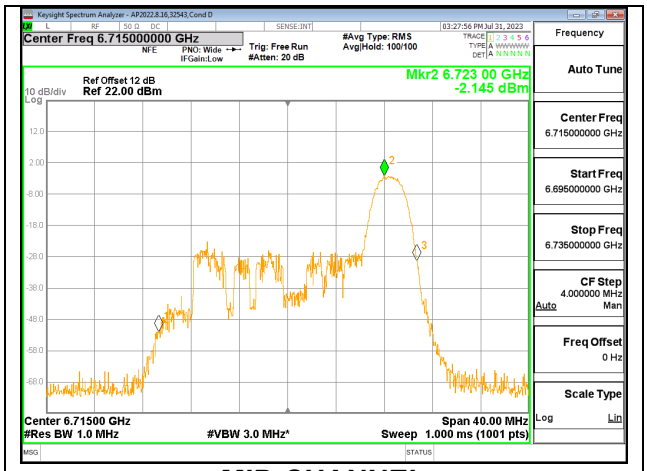


**MID CHANNEL**



UL VERIFICATION SERVICES INC.
47173 Benicia Street, Fremont, CA 94538; USA TEL:(510) 319-4000 FAX:(510) 661-0888

*This report shall not be reproduced except in full, without the written approval of UL Verification Services Inc.*

## 1TX Antenna 6 MODE (FCC) – SU Mode

| | |
|---|---|
| **Test Engineer:** | 32480 |
| **Test Date:** | 7/19/2023 |

**Antenna Gain and Limits**

| Channel | Frequency (MHz) | Directional Gain (dBi) | EIRP Power Limit (dBm) | EIRP PSD Limit (dBm/ 1MHz) |
|---|---|---|---|---|
| Low | 6535 | 1.00 | 24.00 | -1.00 |
| Mid | 6715 | 1.00 | 24.00 | -1.00 |
| Straddle | 6875 | 1.40 | 24.00 | -1.00 |

| | | |
|---|---|---|
| **Duty Cycle CF (dB)** | 0.00 | **Included in Calculations of Corr'd PSD** |

**Output Power Results**

| Channel | Frequency (MHz) | Antenna 6 Meas Power (dBm) | Total EIRP Corr'd Power (dBm) | EIRP Power Limit (dBm) | Power Margin (dB) |
|---|---|---|---|---|---|
| Low | 6535 | 7.89 | 8.89 | 24.00 | -15.11 |
| Mid | 6715 | 7.91 | 8.91 | 24.00 | -15.09 |
| Straddle | 6875 | 7.45 | 8.85 | 24.00 | -15.15 |

**PSD Results**

| Channel | Frequency (MHz) | Antenna 6 Meas PSD (dBm/1MHz) | Total EIRP Corr'd PSD (dBm/1MHz) | EIRP PSD Limit (dBm/ 1MHz) | PSD Margin (dB) |
|---|---|---|---|---|---|
| Low | 6535 | -3.406 | -2.406 | -1.00 | -1.406 |
| Mid | 6715 | -3.343 | -2.343 | -1.00 | -1.343 |
| Straddle | 6875 | -3.931 | -2.531 | -1.00 | -1.531 |

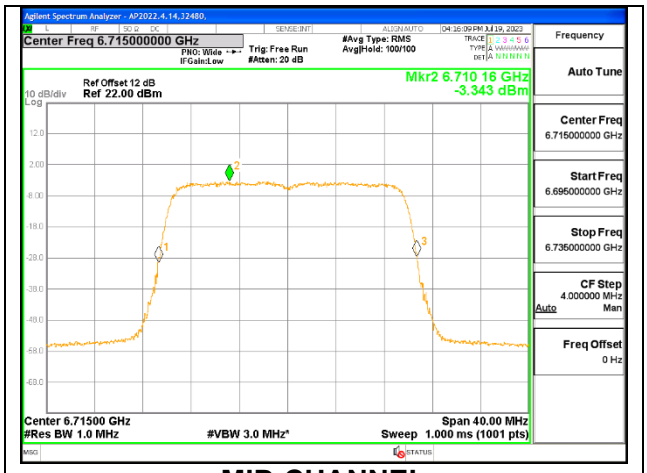


**MID CHANNEL**



UL VERIFICATION SERVICES INC.
47173 Benicia Street, Fremont, CA 94538; USA TEL:(510) 319-4000 FAX:(510) 661-0888

*This report shall not be reproduced except in full, without the written approval of UL Verification Services Inc.*

## 1TX Antenna 5 MODE (FCC) – 26 Tones, RU Index 0

| | |
|---|---|
| **Test Engineer:** | 32543 |
| **Test Date:** | 7/31/2023 |

**Antenna Gain and Limits**

| Channel | Frequency (MHz) | Directional Gain (dBi) | EIRP Power Limit (dBm) | EIRP PSD Limit (dBm/ 1MHz) |
|---|---|---|---|---|
| Low | 6535 | -1.10 | 24.00 | -1.00 |
| Mid | 6715 | -1.10 | 24.00 | -1.00 |
| Straddle | 6875 | -1.10 | 24.00 | -1.00 |

| | | |
|---|---|---|
| **Duty Cycle CF (dB)** | 0.00 | **Included in Calculations of Corr'd PSD** |

**Output Power Results**

| Channel | Frequency (MHz) | Antenna 5 Meas Power (dBm) | Total EIRP Corr'd Power (dBm) | EIRP Power Limit (dBm) | Power Margin (dB) |
|---|---|---|---|---|---|
| Low | 6535 | -1.16 | -2.26 | 24.00 | -26.26 |
| Mid | 6715 | -1.06 | -2.16 | 24.00 | -26.16 |
| Straddle | 6875 | -1.52 | -2.62 | 24.00 | -26.62 |

**PSD Results**

| Channel | Frequency (MHz) | Antenna 5 Meas PSD (dBm/1MHz) | Total EIRP Corr'd PSD (dBm/1MHz) | EIRP PSD Limit (dBm/ 1MHz) | PSD Margin (dB) |
|---|---|---|---|---|---|
| Low | 6535 | -2.165 | -3.265 | -1.00 | -2.265 |
| Mid | 6715 | -2.149 | -3.249 | -1.00 | -2.249 |
| Straddle | 6875 | -2.739 | -3.839 | -1.00 | -2.839 |

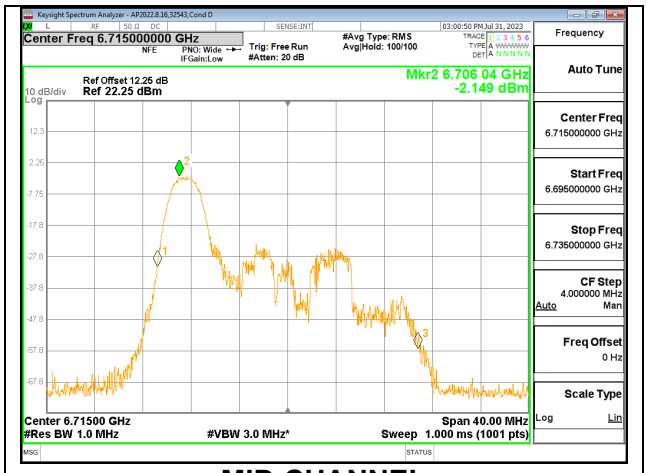


**MID CHANNEL**



UL VERIFICATION SERVICES INC.
47173 Benicia Street, Fremont, CA 94538; USA TEL:(510) 319-4000 FAX:(510) 661-0888

*This report shall not be reproduced except in full, without the written approval of UL Verification Services Inc.*

## 1TX Antenna 5 MODE (FCC) – 26 Tones, RU Index 4

| | |
|---|---|
| **Test Engineer:** | 32543 |
| **Test Date:** | 7/31/2023 |

**Antenna Gain and Limits**

| Channel | Frequency (MHz) | Directional Gain (dBi) | EIRP Power Limit (dBm) | EIRP PSD Limit (dBm/ 1MHz) |
|---|---|---|---|---|
| Low | 6535 | -1.10 | 24.00 | -1.00 |
| Mid | 6715 | -1.10 | 24.00 | -1.00 |
| Straddle | 6875 | -1.10 | 24.00 | -1.00 |

| | | |
|---|---|---|
| **Duty Cycle CF (dB)** | 0.00 | **Included in Calculations of Corr'd PSD** |

**Output Power Results**

| Channel | Frequency (MHz) | Antenna 5 Meas Power (dBm) | Total EIRP Corr'd Power (dBm) | EIRP Power Limit (dBm) | Power Margin (dB) |
|---|---|---|---|---|---|
| Low | 6535 | -1.07 | -2.17 | 24.00 | -26.17 |
| Mid | 6715 | -1.16 | -2.26 | 24.00 | -26.26 |
| Straddle | 6875 | -1.58 | -2.68 | 24.00 | -26.68 |

**PSD Results**

| Channel | Frequency (MHz) | Antenna 5 Meas PSD (dBm/1MHz) | Total EIRP Corr'd PSD (dBm/1MHz) | EIRP PSD Limit (dBm/ 1MHz) | PSD Margin (dB) |
|---|---|---|---|---|---|
| Low | 6535 | -3.278 | -4.378 | -1.00 | -3.378 |
| Mid | 6715 | -3.381 | -4.481 | -1.00 | -3.481 |
| Straddle | 6875 | -3.432 | -4.532 | -1.00 | -3.532 |

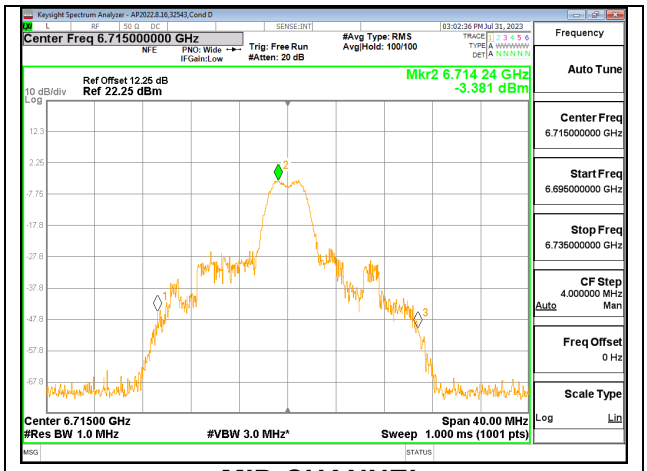


**MID CHANNEL**



UL VERIFICATION SERVICES INC.
47173 Benicia Street, Fremont, CA 94538; USA TEL:(510) 319-4000 FAX:(510) 661-0888

*This report shall not be reproduced except in full, without the written approval of UL Verification Services Inc.*

## 1TX Antenna 5 MODE (FCC) – 26 Tones, RU Index 8

| | |
|---|---|
| **Test Engineer:** | 32543 |
| **Test Date:** | 7/31/2023 |

**Antenna Gain and Limits**

| Channel | Frequency (MHz) | Directional Gain (dBi) | EIRP Power Limit (dBm) | EIRP PSD Limit (dBm/ 1MHz) |
|---|---|---|---|---|
| Low | 6535 | -1.10 | 24.00 | -1.00 |
| Mid | 6715 | -1.10 | 24.00 | -1.00 |
| Straddle | 6875 | -1.10 | 24.00 | -1.00 |

| | | |
|---|---|---|
| **Duty Cycle CF (dB)** | 0.00 | **Included in Calculations of Corr'd PSD** |

**Output Power Results**

| Channel | Frequency (MHz) | Antenna 5 Meas Power (dBm) | Total EIRP Corr'd Power (dBm) | EIRP Power Limit (dBm) | Power Margin (dB) |
|---|---|---|---|---|---|
| Low | 6535 | -1.04 | -2.14 | 24.00 | -26.14 |
| Mid | 6715 | -1.09 | -2.19 | 24.00 | -26.19 |
| Straddle | 6875 | -1.55 | -2.65 | 24.00 | -26.65 |

**PSD Results**

| Channel | Frequency (MHz) | Antenna 5 Meas PSD (dBm/1MHz) | Total EIRP Corr'd PSD (dBm/1MHz) | EIRP PSD Limit (dBm/ 1MHz) | PSD Margin (dB) |
|---|---|---|---|---|---|
| Low | 6535 | -2.126 | -3.226 | -1.00 | -2.226 |
| Mid | 6715 | -2.479 | -3.579 | -1.00 | -2.579 |
| Straddle | 6875 | -2.856 | -3.956 | -1.00 | -2.956 |

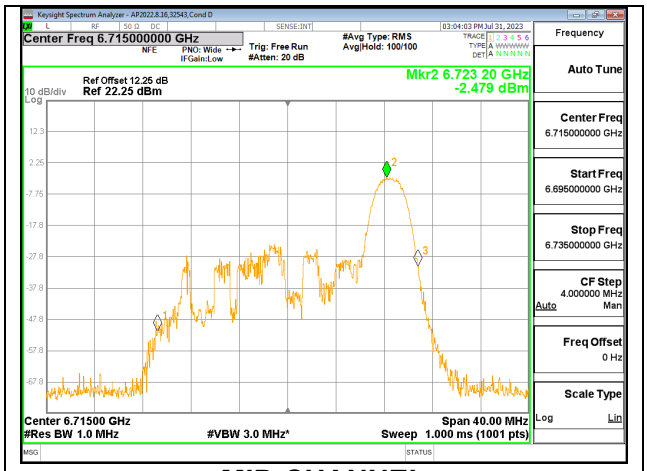


**MID CHANNEL**



UL VERIFICATION SERVICES INC.
47173 Benicia Street, Fremont, CA 94538; USA TEL:(510) 319-4000 FAX:(510) 661-0888

*This report shall not be reproduced except in full, without the written approval of UL Verification Services Inc.*

## 1TX Antenna 5 MODE (FCC) – SU Mode

| | |
|---|---|
| **Test Engineer:** | 32480 |
| **Test Date:** | 7/20/2023 |

**Antenna Gain and Limits**

| Channel | Frequency (MHz) | Directional Gain (dBi) | EIRP Power Limit (dBm) | EIRP PSD Limit (dBm/ 1MHz) |
|---|---|---|---|---|
| Low | 6535 | -1.10 | 24.00 | -1.00 |
| Mid | 6715 | -1.10 | 24.00 | -1.00 |
| Straddle | 6875 | -1.10 | 24.00 | -1.00 |

| | | |
|---|---|---|
| **Duty Cycle CF (dB)** | 0.00 | **Included in Calculations of Corr'd PSD** |

**Output Power Results**

| Channel | Frequency (MHz) | Antenna 5 Meas Power (dBm) | Total EIRP Corr'd Power (dBm) | EIRP Power Limit (dBm) | Power Margin (dB) |
|---|---|---|---|---|---|
| Low | 6535 | 7.85 | 6.75 | 24.00 | -17.25 |
| Mid | 6715 | 7.95 | 6.85 | 24.00 | -17.15 |
| Straddle | 6875 | 7.44 | 6.34 | 24.00 | -17.66 |

**PSD Results**

| Channel | Frequency (MHz) | Antenna 5 Meas PSD (dBm/1MHz) | Total EIRP Corr'd PSD (dBm/1MHz) | EIRP PSD Limit (dBm/ 1MHz) | PSD Margin (dB) |
|---|---|---|---|---|---|
| Low | 6535 | -3.576 | -4.676 | -1.00 | -3.676 |
| Mid | 6715 | -3.340 | -4.440 | -1.00 | -3.440 |
| Straddle | 6875 | -3.994 | -5.094 | -1.00 | -4.094 |

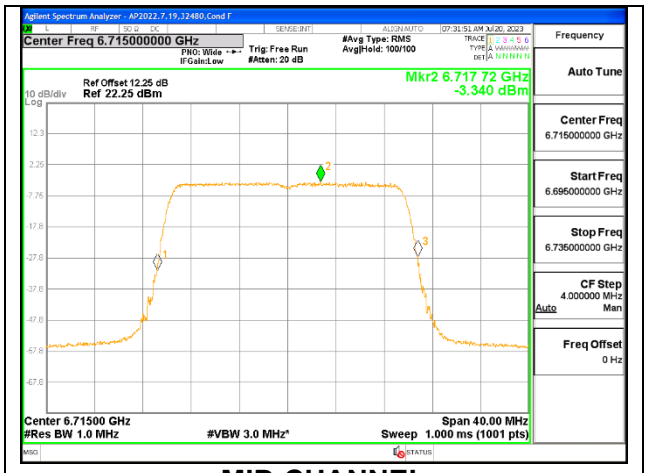


**MID CHANNEL**



UL VERIFICATION SERVICES INC.
47173 Benicia Street, Fremont, CA 94538; USA TEL:(510) 319-4000 FAX:(510) 661-0888

*This report shall not be reproduced except in full, without the written approval of UL Verification Services Inc.*

## 2TX Antenna 6 + Antenna 5 OFDMA MODE (FCC) – 26 Tones, RU Index 0

| | |
|---|---|
| **Test Engineer:** | 32480 |
| **Test Date:** | 7/20/2023 |

**Antenna Gain and Limits**

| Channel | Frequency (MHz) | Directional Gain for Power (dBi) | Directional Gain for PSD (dBi) | EIRP Power Limit (dBm) | EIRP PSD Limit (dBm/1MHz) |
|---|---|---|---|---|---|
| Low | 6535 | 0.08 | 3.02 | 24.00 | -1.00 |
| Mid | 6715 | 0.08 | 3.02 | 24.00 | -1.00 |
| Straddle | 6875 | 0.33 | 3.25 | 24.00 | -1.00 |

| | | |
|---|---|---|
| **Duty Cycle CF (dB)** | 0.00 | **Included in Calculations of Corr'd PSD** |

**Output Power Results**

| Channel | Frequency (MHz) | Antenna 6 Meas Power (dBm) | Antenna 5 Meas Power (dBm) | Total EIRP Corr'd Power (dBm) | EIRP Power Limit (dBm) | Power Margin (dB) |
|---|---|---|---|---|---|---|
| Low | 6535 | -6.37 | -6.33 | -3.26 | 24.00 | -27.26 |
| Mid | 6715 | -6.32 | -6.37 | -3.26 | 24.00 | -27.26 |
| Straddle | 6875 | -6.32 | -6.40 | -3.02 | 24.00 | -27.02 |

**PSD Results**

| Channel | Frequency (MHz) | Antenna 6 Meas PSD (dBm/1MHz) | Antenna 5 Meas PSD (dBm/1MHz) | Total EIRP Corr'd PSD (dBm/ 1MHz) | EIRP PSD Limit (dBm/ 1MHz) | PSD Margin (dB) |
|---|---|---|---|---|---|---|
| Low | 6535 | -8.619 | -8.682 | -2.616 | -1.00 | -1.616 |
| Mid | 6715 | -8.990 | -8.862 | -2.892 | -1.00 | -1.892 |
| Straddle | 6875 | -8.680 | -8.931 | -2.543 | -1.00 | -1.543 |

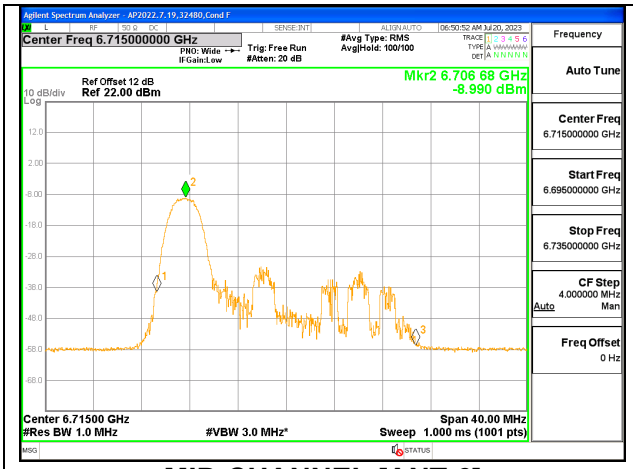


**MID CHANNEL [ANT 6]**

**MID CHANNEL [ANT 5]**



UL VERIFICATION SERVICES INC.
47173 Benicia Street, Fremont, CA 94538; USA TEL:(510) 319-4000 FAX:(510) 661-0888

*This report shall not be reproduced except in full, without the written approval of UL Verification Services Inc.*

## 2TX Antenna 6 + Antenna 5 OFDMA MODE (FCC) – 26 Tones, RU Index 4

| | |
|---|---|
| **Test Engineer:** | 32480 |
| **Test Date:** | 7/20/2023 |

**Antenna Gain and Limits**

| Channel | Frequency (MHz) | Directional Gain for Power (dBi) | Directional Gain for PSD (dBi) | EIRP Power Limit (dBm) | EIRP PSD Limit (dBm/1MHz) |
|---|---|---|---|---|---|
| Low | 6535 | 0.08 | 3.02 | 24.00 | -1.00 |
| Mid | 6715 | 0.08 | 3.02 | 24.00 | -1.00 |
| Straddle | 6875 | 0.33 | 3.25 | 24.00 | -1.00 |

| | | |
|---|---|---|
| **Duty Cycle CF (dB)** | 0.00 | **Included in Calculations of Corr'd PSD** |

**Output Power Results**

| Channel | Frequency (MHz) | Antenna 6 Meas Power (dBm) | Antenna 5 Meas Power (dBm) | Total EIRP Corr'd Power (dBm) | EIRP Power Limit (dBm) | Power Margin (dB) |
|---|---|---|---|---|---|---|
| Low | 6535 | -6.35 | -6.38 | -3.28 | 24.00 | -27.28 |
| Mid | 6715 | -6.33 | -6.34 | -3.25 | 24.00 | -27.25 |
| Straddle | 6875 | -6.48 | -6.40 | -3.10 | 24.00 | -27.10 |

**PSD Results**

| Channel | Frequency (MHz) | Antenna 6 Meas PSD (dBm/1MHz) | Antenna 5 Meas PSD (dBm/1MHz) | Total EIRP Corr'd PSD (dBm/ 1MHz) | EIRP PSD Limit (dBm/ 1MHz) | PSD Margin (dB) |
|---|---|---|---|---|---|---|
| Low | 6535 | -9.909 | -9.840 | -3.840 | -1.00 | -2.840 |
| Mid | 6715 | -9.747 | -9.955 | -3.816 | -1.00 | -2.816 |
| Straddle | 6875 | -10.077 | -9.878 | -3.716 | -1.00 | -2.716 |

**MID CHANNEL [ANT 6]**

**MID CHANNEL [ANT 5]**



UL VERIFICATION SERVICES INC.
47173 Benicia Street, Fremont, CA 94538; USA TEL:(510) 319-4000 FAX:(510) 661-0888

*This report shall not be reproduced except in full, without the written approval of UL Verification Services Inc.*

## 2TX Antenna 6 + Antenna 5 OFDMA MODE (FCC) – 26 Tones, RU Index 8

| | |
|---|---|
| **Test Engineer:** | 32480 |
| **Test Date:** | 7/20/2023 |

**Antenna Gain and Limits**

| Channel | Frequency (MHz) | Directional Gain for Power (dBi) | Directional Gain for PSD (dBi) | EIRP Power Limit (dBm) | EIRP PSD Limit (dBm/1MHz) |
|---|---|---|---|---|---|
| Low | 6535 | 0.08 | 3.02 | 24.00 | -1.00 |
| Mid | 6715 | 0.08 | 3.02 | 24.00 | -1.00 |
| Straddle | 6875 | 0.33 | 3.25 | 24.00 | -1.00 |

| | | |
|---|---|---|
| **Duty Cycle CF (dB)** | 0.00 | **Included in Calculations of Corr'd PSD** |

**Output Power Results**

| Channel | Frequency (MHz) | Antenna 6 Meas Power (dBm) | Antenna 5 Meas Power (dBm) | Total EIRP Corr'd Power (dBm) | EIRP Power Limit (dBm) | Power Margin (dB) |
|---|---|---|---|---|---|---|
| Low | 6535 | -6.42 | -6.34 | -3.29 | 24.00 | -27.29 |
| Mid | 6715 | -6.31 | -6.42 | -3.28 | 24.00 | -27.28 |
| Straddle | 6875 | -6.45 | -6.38 | -3.07 | 24.00 | -27.07 |

**PSD Results**

| Channel | Frequency (MHz) | Antenna 6 Meas PSD (dBm/1MHz) | Antenna 5 Meas PSD (dBm/1MHz) | Total EIRP Corr'd PSD (dBm/ 1MHz) | EIRP PSD Limit (dBm/ 1MHz) | PSD Margin (dB) |
|---|---|---|---|---|---|---|
| Low | 6535 | -8.700 | -8.705 | -2.669 | -1.00 | -1.669 |
| Mid | 6715 | -8.894 | -8.602 | -2.712 | -1.00 | -1.712 |
| Straddle | 6875 | -8.676 | -8.990 | -2.570 | -1.00 | -1.570 |

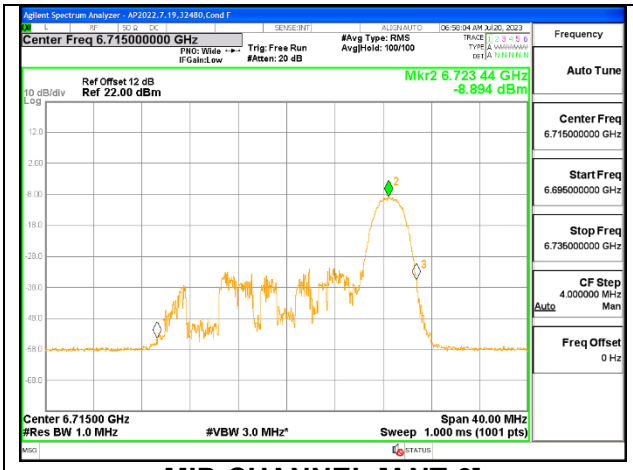


**MID CHANNEL [ANT 6]**

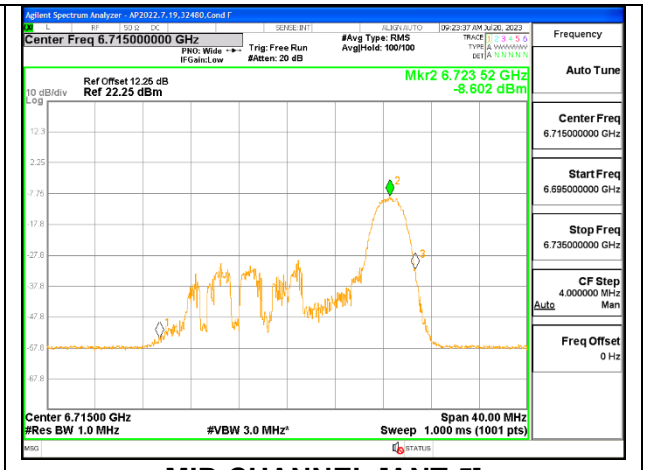


**MID CHANNEL [ANT 5]**



UL VERIFICATION SERVICES INC.
47173 Benicia Street, Fremont, CA 94538; USA TEL:(510) 319-4000 FAX:(510) 661-0888

*This report shall not be reproduced except in full, without the written approval of UL Verification Services Inc.*

## 2TX Antenna 6 + Antenna 5 OFDMA MODE (FCC) – SU Mode

| | |
|---|---|
| **Test Engineer:** | 32480 |
| **Test Date:** | 7/20/2023 |

**Antenna Gain and Limits**

| Channel | Frequency (MHz) | Directional Gain for Power (dBi) | Directional Gain for PSD (dBi) | EIRP Power Limit (dBm) | EIRP PSD Limit (dBm/1MHz) |
|---|---|---|---|---|---|
| Low | 6535 | 0.08 | 3.02 | 24.00 | -1.00 |
| Mid | 6715 | 0.08 | 3.02 | 24.00 | -1.00 |
| Straddle | 6875 | 0.33 | 3.25 | 24.00 | -1.00 |

| | | |
|---|---|---|
| **Duty Cycle CF (dB)** | 0.00 | **Included in Calculations of Corr'd PSD** |

**Output Power Results**

| Channel | Frequency (MHz) | Antenna 6 Meas Power (dBm) | Antenna 5 Meas Power (dBm) | Total EIRP Corr'd Power (dBm) | EIRP Power Limit (dBm) | Power Margin (dB) |
|---|---|---|---|---|---|---|
| Low | 6535 | 2.74 | 2.72 | 5.82 | 24.00 | -18.18 |
| Mid | 6715 | 2.65 | 2.71 | 5.77 | 24.00 | -18.23 |
| Straddle | 6875 | 2.74 | 2.72 | 6.07 | 24.00 | -17.93 |

**PSD Results**

| Channel | Frequency (MHz) | Antenna 6 Meas PSD (dBm/1MHz) | Antenna 5 Meas PSD (dBm/1MHz) | Total EIRP Corr'd PSD (dBm/ 1MHz) | EIRP PSD Limit (dBm/ 1MHz) | PSD Margin (dB) |
|---|---|---|---|---|---|---|
| Low | 6535 | -8.346 | -8.488 | -2.383 | -1.00 | -1.383 |
| Mid | 6715 | -8.672 | -8.747 | -2.675 | -1.00 | -1.675 |
| Straddle | 6875 | -8.455 | -8.588 | -2.261 | -1.00 | -1.261 |

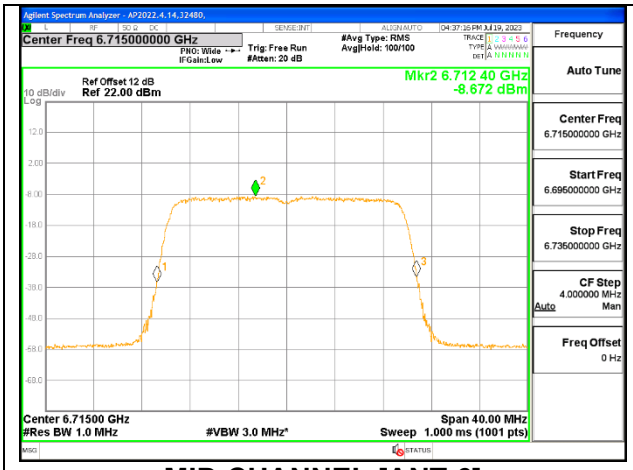


**MID CHANNEL [ANT 6]**

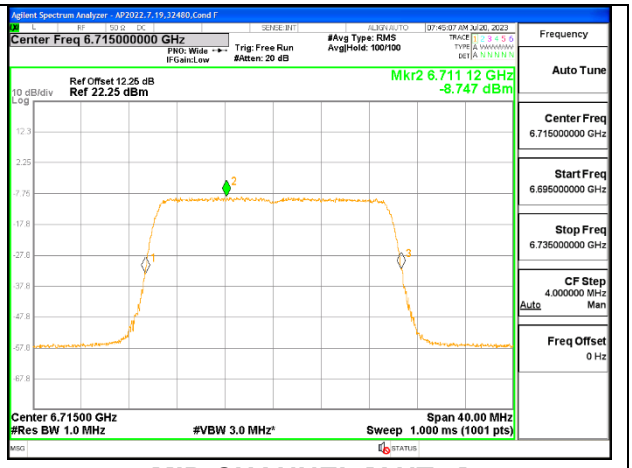


**MID CHANNEL [ANT 5]**



UL VERIFICATION SERVICES INC.
47173 Benicia Street, Fremont, CA 94538; USA TEL:(510) 319-4000 FAX:(510) 661-0888

*This report shall not be reproduced except in full, without the written approval of UL Verification Services Inc.*