1TX Antenna 6 MODE (FCC) MOBILE – 26 Tones, RU Index 17

Test Engineer:	32543
Test Date:	6/30/2023

Antenna Gain and Limits

Channel	Frequency (MHz)	Directional Gain (dBi)	EIRP Power Limit (dBm)	EIRP PSD Limit (dBm/ 1MHz)
Low	5965	-2.60	30.00	17.00
Mid	6165	-1.00	30.00	17.00
High	6405	-1.40	30.00	17.00

Duty Cycle CF (dB)	0.00	**Included in Calculations of Corr'd PSD**

Output Power Results

Channel	Frequency (MHz)	Antenna 6 Meas Power (dBm)	Total EIRP Corr'd Power (dBm)	EIRP Power Limit (dBm)	Power Margin (dB)
Low	5965	8.40	5.80	30.00	-24.20
Mid	6165	8.45	7.45	30.00	-22.55
High	6405	8.44	7.04	30.00	-22.96

PSD Results

Channel	Frequency (MHz)	Antenna 6 Meas PSD (dBm/1MHz)	Total EIRP Corr'd PSD (dBm/1MHz)	EIRP PSD Limit (dBm/ 1MHz)	PSD Margin (dB)
Low	5965	6.405	3.805	17.00	-13.195
Mid	6165	6.626	5.626	17.00	-11.374
High	6405	6.512	5.112	17.00	-11.888

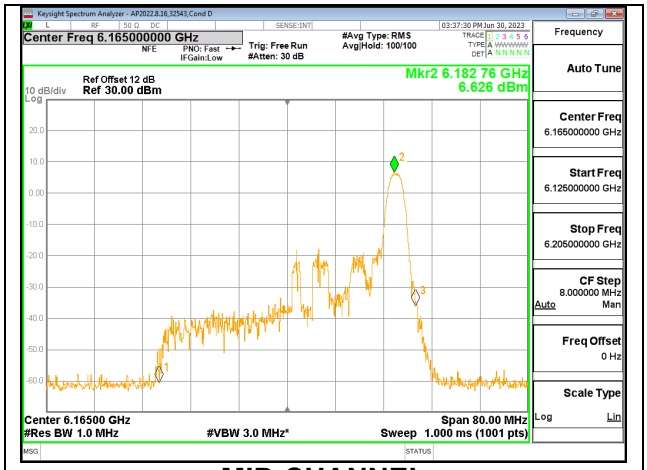

MID CHANNEL

UL VERIFICATION SERVICES INC.
47173 Benicia Street, Fremont, CA 94538; USA TEL:(510) 319-4000 FAX:(510) 661-0888

This report shall not be reproduced except in full, without the written approval of UL Verification Services Inc.

1TX Antenna 6 MODE (FCC) MOBILE – SU Mode

Test Engineer:	32543
Test Date:	6/30/2023

Antenna Gain and Limits

Channel	Frequency (MHz)	Directional Gain (dBi)	EIRP Power Limit (dBm)	EIRP PSD Limit (dBm/ 1MHz)
Low	5965	-2.60	30.00	17.00
Mid	6165	-1.00	30.00	17.00
High	6405	-1.40	30.00	17.00

Duty Cycle CF (dB)	0.00	**Included in Calculations of Corr'd PSD**

Output Power Results

Channel	Frequency (MHz)	Antenna 6 Meas Power (dBm)	Total EIRP Corr'd Power (dBm)	EIRP Power Limit (dBm)	Power Margin (dB)
Low	5965	19.44	16.84	30.00	-13.16
Mid	6165	19.48	18.48	30.00	-11.52
High	6405	19.48	18.08	30.00	-11.92

PSD Results

Channel	Frequency (MHz)	Antenna 6 Meas PSD (dBm/1MHz)	Total EIRP Corr'd PSD (dBm/1MHz)	EIRP PSD Limit (dBm/ 1MHz)	PSD Margin (dB)
Low	5965	5.322	2.722	17.00	-14.278
Mid	6165	5.217	4.217	17.00	-12.783
High	6405	5.524	4.124	17.00	-12.876

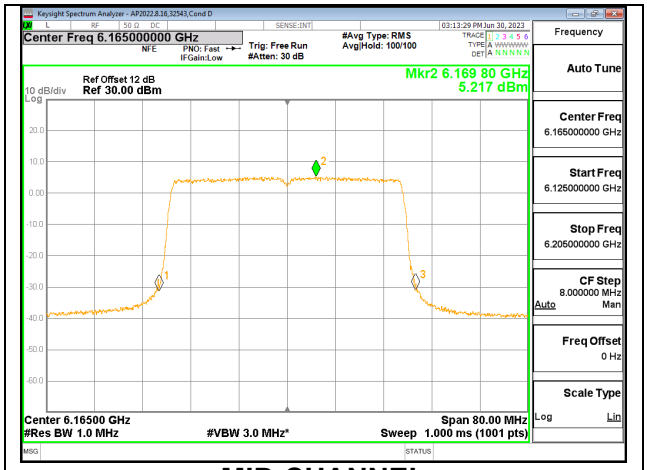

MID CHANNEL

UL VERIFICATION SERVICES INC.
47173 Benicia Street, Fremont, CA 94538; USA TEL:(510) 319-4000 FAX:(510) 661-0888

This report shall not be reproduced except in full, without the written approval of UL Verification Services Inc.

1TX Antenna 5 MODE (FCC) MOBILE – 26 Tones, RU Index 0

Test Engineer:	23560
Test Date:	6/30/2023

Antenna Gain and Limits

Channel	Frequency (MHz)	Directional Gain (dBi)	EIRP Power Limit (dBm)	EIRP PSD Limit (dBm/ 1MHz)
Low	5965	-4.00	30.00	17.00
Mid	6165	-0.90	30.00	17.00
High	6405	-0.50	30.00	17.00

Duty Cycle CF (dB)	0.00	**Included in Calculations of Corr'd PSD**

Output Power Results

Channel	Frequency (MHz)	Antenna 5 Meas Power (dBm)	Total EIRP Corr'd Power (dBm)	EIRP Power Limit (dBm)	Power Margin (dB)
Low	5965	8.40	4.40	30.00	-25.60
Mid	6165	8.45	7.55	30.00	-22.45
High	6405	8.46	7.96	30.00	-22.04

PSD Results

Channel	Frequency (MHz)	Antenna 5 Meas PSD (dBm/1MHz)	Total EIRP Corr'd PSD (dBm/1MHz)	EIRP PSD Limit (dBm/ 1MHz)	PSD Margin (dB)
Low	5965	6.299	2.299	17.00	-14.701
Mid	6165	6.348	5.448	17.00	-11.552
High	6405	6.605	6.105	17.00	-10.895

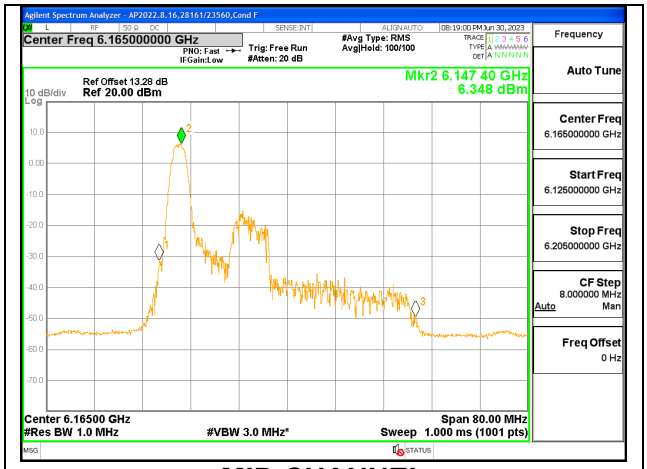

MID CHANNEL

UL VERIFICATION SERVICES INC.
47173 Benicia Street, Fremont, CA 94538; USA TEL:(510) 319-4000 FAX:(510) 661-0888

This report shall not be reproduced except in full, without the written approval of UL Verification Services Inc.

1TX Antenna 5 MODE (FCC) MOBILE – 26 Tones, RU Index 8

Test Engineer:	32543
Test Date:	7/1/2023

Antenna Gain and Limits

Channel	Frequency (MHz)	Directional Gain (dBi)	EIRP Power Limit (dBm)	EIRP PSD Limit (dBm/ 1MHz)
Low	5965	-4.00	30.00	17.00
Mid	6165	-0.90	30.00	17.00
High	6405	-0.50	30.00	17.00

Duty Cycle CF (dB)	0.00	**Included in Calculations of Corr'd PSD**

Output Power Results

Channel	Frequency (MHz)	Antenna 5 Meas Power (dBm)	Total EIRP Corr'd Power (dBm)	EIRP Power Limit (dBm)	Power Margin (dB)
Low	5965	8.40	4.40	30.00	-25.60
Mid	6165	8.46	7.56	30.00	-22.44
High	6405	8.43	7.93	30.00	-22.07

PSD Results

Channel	Frequency (MHz)	Antenna 5 Meas PSD (dBm/1MHz)	Total EIRP Corr'd PSD (dBm/1MHz)	EIRP PSD Limit (dBm/ 1MHz)	PSD Margin (dB)
Low	5965	6.131	2.131	17.00	-14.869
Mid	6165	6.308	5.408	17.00	-11.592
High	6405	6.469	5.969	17.00	-11.031

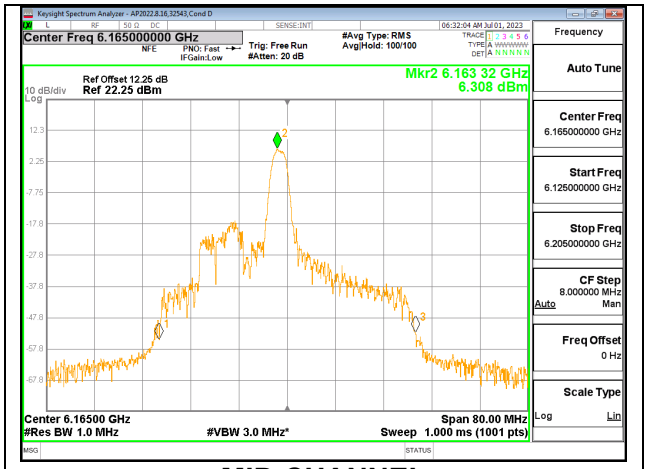

MID CHANNEL

UL VERIFICATION SERVICES INC.
47173 Benicia Street, Fremont, CA 94538; USA TEL:(510) 319-4000 FAX:(510) 661-0888

This report shall not be reproduced except in full, without the written approval of UL Verification Services Inc.

1TX Antenna 5 MODE (FCC) MOBILE – 26 Tones, RU Index 17

Test Engineer:	32543
Test Date:	7/1/2023

Antenna Gain and Limits

Channel	Frequency (MHz)	Directional Gain (dBi)	EIRP Power Limit (dBm)	EIRP PSD Limit (dBm/ 1MHz)
Low	5965	-4.00	30.00	17.00
Mid	6165	-0.90	30.00	17.00
High	6405	-0.50	30.00	17.00

Duty Cycle CF (dB)	0.00	**Included in Calculations of Corr'd PSD**

Output Power Results

Channel	Frequency (MHz)	Antenna 5 Meas Power (dBm)	Total EIRP Corr'd Power (dBm)	EIRP Power Limit (dBm)	Power Margin (dB)
Low	5965	8.45	4.45	30.00	-25.55
Mid	6165	8.46	7.56	30.00	-22.44
High	6405	8.43	7.93	30.00	-22.07

PSD Results

Channel	Frequency (MHz)	Antenna 5 Meas PSD (dBm/1MHz)	Total EIRP Corr'd PSD (dBm/1MHz)	EIRP PSD Limit (dBm/ 1MHz)	PSD Margin (dB)
Low	5965	6.146	2.146	17.00	-14.854
Mid	6165	6.314	5.414	17.00	-11.586
High	6405	6.365	5.865	17.00	-11.135

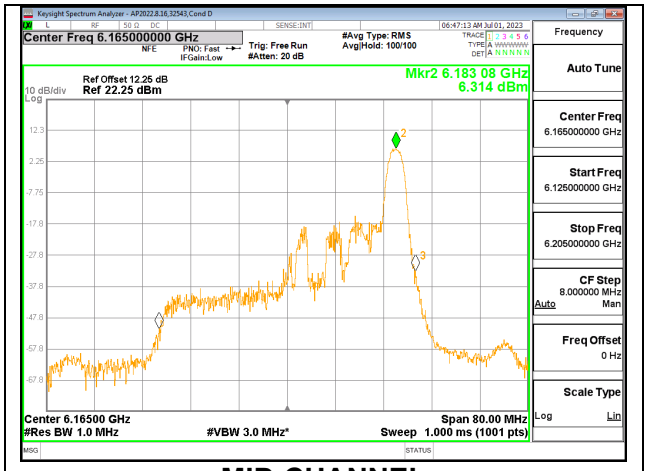

MID CHANNEL

UL VERIFICATION SERVICES INC.
47173 Benicia Street, Fremont, CA 94538; USA TEL:(510) 319-4000 FAX:(510) 661-0888

This report shall not be reproduced except in full, without the written approval of UL Verification Services Inc.

1TX Antenna 5 MODE (FCC) MOBILE – SU Mode

Test Engineer:	23560
Test Date:	6/30/2023

Antenna Gain and Limits

Channel	Frequency (MHz)	Directional Gain (dBi)	EIRP Power Limit (dBm)	EIRP PSD Limit (dBm/ 1MHz)
Low	5965	-4.00	30.00	17.00
Mid	6165	-0.90	30.00	17.00
High	6405	-0.50	30.00	17.00

Duty Cycle CF (dB)	0.00	**Included in Calculations of Corr'd PSD**

Output Power Results

Channel	Frequency (MHz)	Antenna 5 Meas Power (dBm)	Total EIRP Corr'd Power (dBm)	EIRP Power Limit (dBm)	Power Margin (dB)
Low	5965	19.43	15.43	30.00	-14.57
Mid	6165	19.45	18.55	30.00	-11.45
High	6405	19.48	18.98	30.00	-11.02

PSD Results

Channel	Frequency (MHz)	Antenna 5 Meas PSD (dBm/1MHz)	Total EIRP Corr'd PSD (dBm/1MHz)	EIRP PSD Limit (dBm/ 1MHz)	PSD Margin (dB)
Low	5965	5.222	1.222	17.00	-15.778
Mid	6165	5.299	4.399	17.00	-12.601
High	6405	5.210	4.710	17.00	-12.290

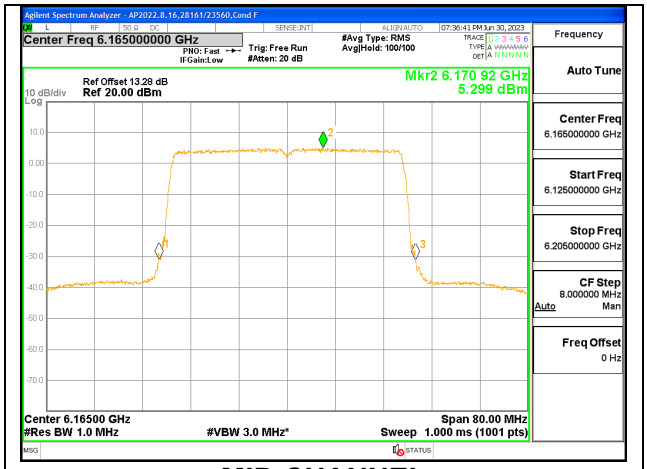

MID CHANNEL

UL VERIFICATION SERVICES INC.
47173 Benicia Street, Fremont, CA 94538; USA TEL:(510) 319-4000 FAX:(510) 661-0888

This report shall not be reproduced except in full, without the written approval of UL Verification Services Inc.

2TX Antenna 6 + Antenna 5 OFDMA MODE (FCC) MOBILE – 26 Tones, RU Index 0

Test Engineer:	23560
Test Date:	7/1/2023

Antenna Gain and Limits

Channel	Frequency (MHz)	Directional Gain for Power (dBi)	Directional Gain for PSD (dBi)	EIRP Power Limit (dBm)	EIRP PSD Limit (dBm/ 1MHz)
Low	5965	-3.24	-0.26	30.00	17.00
Mid	6165	-0.95	2.06	30.00	17.00
High	6405	-0.93	2.07	30.00	17.00

Duty Cycle CF (dB)	0.00	**Included in Calculations of Corr'd PSD**

Output Power Results

Channel	Frequency (MHz)	Antenna 6 Meas Power (dBm)	Antenna 5 Meas Power (dBm)	Total EIRP Corr'd Power (dBm)	EIRP Power Limit (dBm)	Power Margin (dB)
Low	5965	8.47	8.40	8.20	30.00	-21.80
Mid	6165	8.45	8.48	10.53	30.00	-19.47
High	6405	8.45	8.46	10.54	30.00	-19.46

PSD Results

Channel	Frequency (MHz)	Antenna 6 Meas PSD (dBm/1MHz)	Antenna 5 Meas PSD (dBm/1MHz)	Total EIRP Corr'd PSD (dBm/1MHz)	EIRP PSD Limit (dBm/ 1MHz)	PSD Margin (dB)
Low	5965	5.564	5.521	8.291	17.00	-8.709
Mid	6165	5.390	5.466	10.499	17.00	-6.501
High	6405	5.278	5.329	10.386	17.00	-6.614

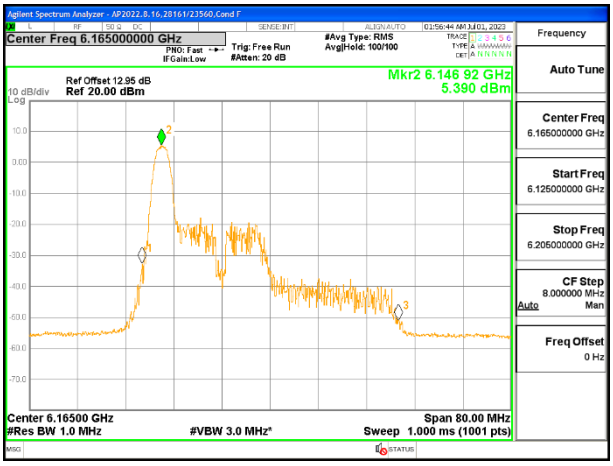

LOW CHANNEL [ANT 6]

LOW CHANNEL [ANT 5]

UL VERIFICATION SERVICES INC.
47173 Benicia Street, Fremont, CA 94538; USA TEL:(510) 319-4000 FAX:(510) 661-0888

This report shall not be reproduced except in full, without the written approval of UL Verification Services Inc.

2TX Antenna 6 + Antenna 5 OFDMA MODE (FCC) MOBILE – 26 Tones, RU Index 8

Test Engineer:	23560
Test Date:	7/1/2023

Antenna Gain and Limits

Channel	Frequency (MHz)	Directional Gain for Power (dBi)	Directional Gain for PSD (dBi)	EIRP Power Limit (dBm)	EIRP PSD Limit (dBm/ 1MHz)
Low	5965	-3.24	-0.26	30.00	17.00
Mid	6165	-0.95	2.06	30.00	17.00
High	6405	-0.93	2.07	30.00	17.00

Duty Cycle CF (dB)	0.00	**Included in Calculations of Corr'd PSD**

Output Power Results

Channel	Frequency (MHz)	Antenna 6 Meas Power (dBm)	Antenna 5 Meas Power (dBm)	Total EIRP Corr'd Power (dBm)	EIRP Power Limit (dBm)	Power Margin (dB)
Low	5965	8.40	8.46	8.20	30.00	-21.80
Mid	6165	8.46	8.42	10.50	30.00	-19.50
High	6405	8.45	8.40	10.51	30.00	-19.49

PSD Results

Channel	Frequency (MHz)	Antenna 6 Meas PSD (dBm/1MHz)	Antenna 5 Meas PSD (dBm/1MHz)	Total EIRP Corr'd PSD (dBm/1MHz)	EIRP PSD Limit (dBm/ 1MHz)	PSD Margin (dB)
Low	5965	5.510	5.596	8.302	17.00	-8.698
Mid	6165	5.321	5.600	10.533	17.00	-6.467
High	6405	5.514	5.480	10.579	17.00	-6.421

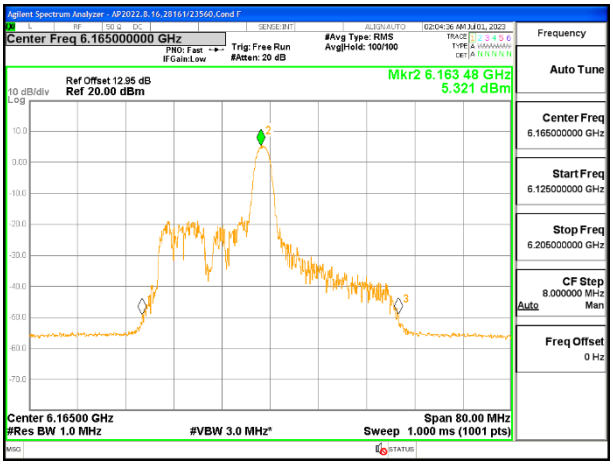

LOW CHANNEL [ANT 6]

LOW CHANNEL [ANT 5]

UL VERIFICATION SERVICES INC.
47173 Benicia Street, Fremont, CA 94538; USA TEL:(510) 319-4000 FAX:(510) 661-0888

This report shall not be reproduced except in full, without the written approval of UL Verification Services Inc.

2TX Antenna 6 + Antenna 5 OFDMA MODE (FCC) MOBILE – 26 Tones, RU Index 17

Test Engineer:	23560
Test Date:	7/1/2023

Antenna Gain and Limits

Channel	Frequency (MHz)	Directional Gain for Power (dBi)	Directional Gain for PSD (dBi)	EIRP Power Limit (dBm)	EIRP PSD Limit (dBm/ 1MHz)
Low	5965	-3.24	-0.26	30.00	17.00
Mid	6165	-0.95	2.06	30.00	17.00
High	6405	-0.93	2.07	30.00	17.00

Duty Cycle CF (dB)	0.00	**Included in Calculations of Corr'd PSD**

Output Power Results

Channel	Frequency (MHz)	Antenna 6 Meas Power (dBm)	Antenna 5 Meas Power (dBm)	Total EIRP Corr'd Power (dBm)	EIRP Power Limit (dBm)	Power Margin (dB)
Low	5965	8.48	8.45	8.23	30.00	-21.77
Mid	6165	8.45	8.45	10.51	30.00	-19.49
High	6405	8.41	8.43	10.50	30.00	-19.50

PSD Results

Channel	Frequency (MHz)	Antenna 6 Meas PSD (dBm/1MHz)	Antenna 5 Meas PSD (dBm/1MHz)	Total EIRP Corr'd PSD (dBm/1MHz)	EIRP PSD Limit (dBm/ 1MHz)	PSD Margin (dB)
Low	5965	5.532	5.359	8.195	17.00	-8.805
Mid	6165	5.618	5.592	10.676	17.00	-6.324
High	6405	5.669	5.466	10.651	17.00	-6.349

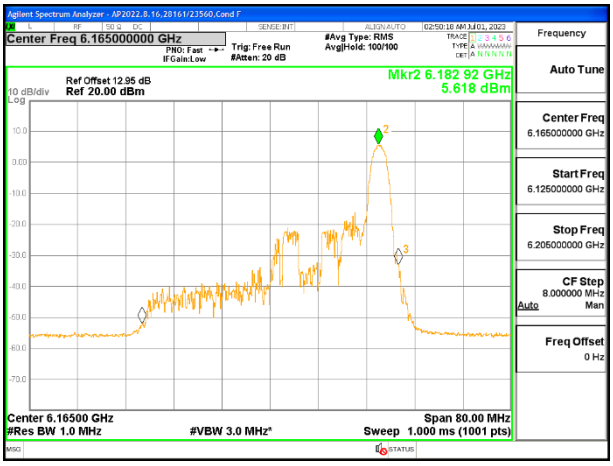

LOW CHANNEL [ANT 6]

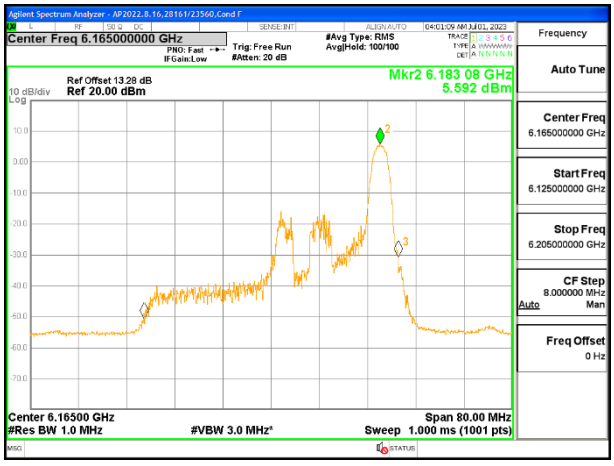

LOW CHANNEL [ANT 5]

UL VERIFICATION SERVICES INC.
47173 Benicia Street, Fremont, CA 94538; USA TEL:(510) 319-4000 FAX:(510) 661-0888

This report shall not be reproduced except in full, without the written approval of UL Verification Services Inc.

2TX Antenna 6 + Antenna 5 OFDMA MODE (FCC) MOBILE – SU Mode

Test Engineer:	23560
Test Date:	6/30/2023

Antenna Gain and Limits

Channel	Frequency (MHz)	Directional Gain for Power (dBi)	Directional Gain for PSD (dBi)	EIRP Power Limit (dBm)	EIRP PSD Limit (dBm/ 1MHz)
Low	5965	-3.24	-0.26	30.00	17.00
Mid	6165	-0.95	2.06	30.00	17.00
High	6405	-0.93	2.07	30.00	17.00

Duty Cycle CF (dB)	0.00	**Included in Calculations of Corr'd PSD**

Output Power Results

Channel	Frequency (MHz)	Antenna 6 Meas Power (dBm)	Antenna 5 Meas Power (dBm)	Total EIRP Corr'd Power (dBm)	EIRP Power Limit (dBm)	Power Margin (dB)
Low	5965	19.42	19.46	19.21	30.00	-10.79
Mid	6165	19.46	19.44	21.51	30.00	-8.49
High	6405	19.45	19.47	21.54	30.00	-8.46

PSD Results

Channel	Frequency (MHz)	Antenna 6 Meas PSD (dBm/1MHz)	Antenna 5 Meas PSD (dBm/1MHz)	Total EIRP Corr'd PSD (dBm/1MHz)	EIRP PSD Limit (dBm/ 1MHz)	PSD Margin (dB)
Low	5965	4.654	4.642	7.397	17.00	-9.603
Mid	6165	4.565	4.398	9.553	17.00	-7.447
High	6405	4.705	4.491	9.682	17.00	-7.318

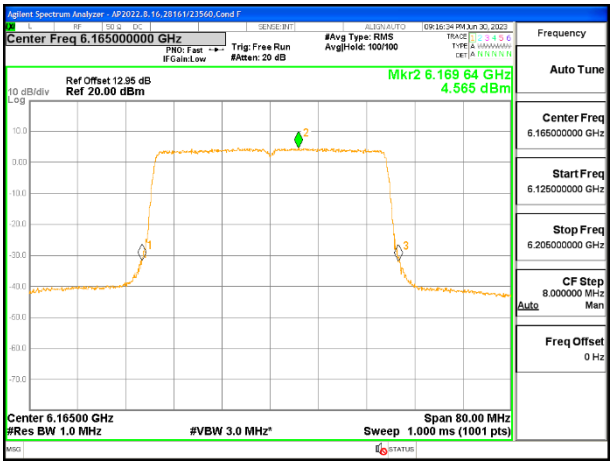

LOW CHANNEL [ANT 6]

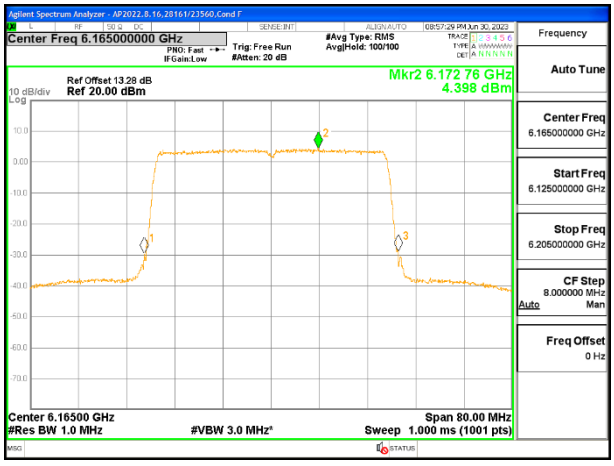

LOW CHANNEL [ANT 5]

UL VERIFICATION SERVICES INC.
47173 Benicia Street, Fremont, CA 94538; USA TEL:(510) 319-4000 FAX:(510) 661-0888

This report shall not be reproduced except in full, without the written approval of UL Verification Services Inc.

9.4.3. 802.11ax HE80 MODE IN THE UNII-5 BAND

1TX Antenna 6 MODE (FCC) MOBILE – 26 Tones, RU Index 0

Test Engineer:	23560
Test Date:	7/1/2023

Antenna Gain and Limits

Channel	Frequency (MHz)	Directional Gain for Power (dBi)	EIRP Power Limit (dBm)	EIRP PSD Limit (dBm/ 1MHz)
Low	5985	-2.60	30.00	17.00
Mid	6145	-1.00	30.00	17.00
High	6385	-1.40	30.00	17.00

Duty Cycle CF (dB)	0.00	**Included in Calculations of Corr'd PSD**

Output Power Results

Channel	Frequency (MHz)	Antenna 6 Meas Power (dBm)	Total EIRP Corr'd Power (dBm)	EIRP Power Limit (dBm)	Power Margin (dB)
Low	5985	5.45	2.85	30.00	-27.15
Mid	6145	5.46	4.46	30.00	-25.54
High	6385	5.40	4.00	30.00	-26.00

PSD Results

Channel	Frequency (MHz)	Antenna 6 Meas PSD (dBm/1MHz)	Total EIRP Corr'd PSD (dBm/1MHz)	EIRP PSD Limit (dBm/ 1MHz)	PSD Margin (dB)
Low	5985	2.892	0.292	17.00	-16.708
Mid	6145	3.065	2.065	17.00	-14.935
High	6385	2.815	1.415	17.00	-15.585

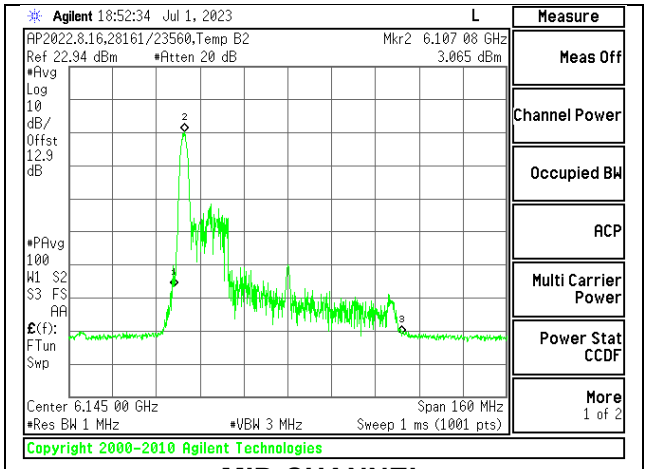

MID CHANNEL

UL VERIFICATION SERVICES INC.
47173 Benicia Street, Fremont, CA 94538; USA TEL:(510) 319-4000 FAX:(510) 661-0888

This report shall not be reproduced except in full, without the written approval of UL Verification Services Inc.

1TX Antenna 6 MODE (FCC) MOBILE – 26 Tones, RU Index 18

Test Engineer:	23560
Test Date:	7/1/2023

Antenna Gain and Limits

Channel	Frequency (MHz)	Directional Gain for Power (dBi)	EIRP Power Limit (dBm)	EIRP PSD Limit (dBm/ 1MHz)
Low	5985	-2.60	30.00	17.00
Mid	6145	-1.00	30.00	17.00
High	6385	-1.40	30.00	17.00

Duty Cycle CF (dB)	0.00	**Included in Calculations of Corr'd PSD**

Output Power Results

Channel	Frequency (MHz)	Antenna 6 Meas Power (dBm)	Total EIRP Corr'd Power (dBm)	EIRP Power Limit (dBm)	Power Margin (dB)
Low	5985	5.40	2.80	30.00	-27.20
Mid	6145	5.45	4.45	30.00	-25.55
High	6385	5.45	4.05	30.00	-25.95

PSD Results

Channel	Frequency (MHz)	Antenna 6 Meas PSD (dBm/1MHz)	Total EIRP Corr'd PSD (dBm/1MHz)	EIRP PSD Limit (dBm/ 1MHz)	PSD Margin (dB)
Low	5985	1.619	-0.981	17.00	-17.981
Mid	6145	1.846	0.846	17.00	-16.154
High	6385	1.849	0.449	17.00	-16.551

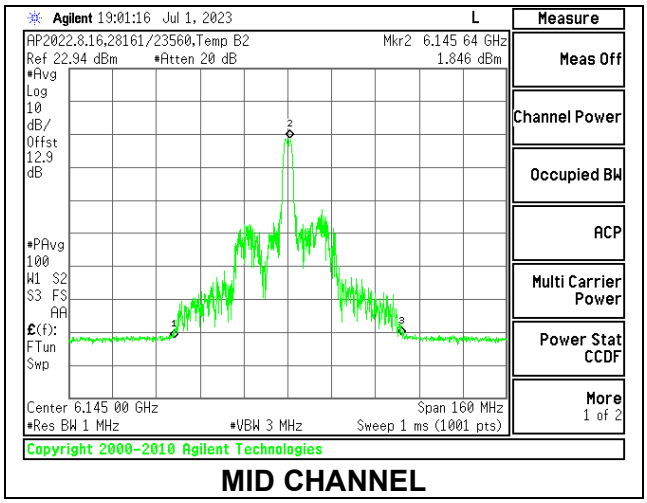

MID CHANNEL

UL VERIFICATION SERVICES INC.
47173 Benicia Street, Fremont, CA 94538; USA TEL:(510) 319-4000 FAX:(510) 661-0888

This report shall not be reproduced except in full, without the written approval of UL Verification Services Inc.

1TX Antenna 6 MODE (FCC) MOBILE – 26 Tones, RU Index 36

Test Engineer:	23560
Test Date:	7/1/2023

Antenna Gain and Limits

Channel	Frequency (MHz)	Directional Gain for Power (dBi)	EIRP Power Limit (dBm)	EIRP PSD Limit (dBm/ 1MHz)
Low	5985	-2.60	30.00	17.00
Mid	6145	-1.00	30.00	17.00
High	6385	-1.40	30.00	17.00

Duty Cycle CF (dB)	0.00	**Included in Calculations of Corr'd PSD**

Output Power Results

Channel	Frequency (MHz)	Antenna 6 Meas Power (dBm)	Total EIRP Corr'd Power (dBm)	EIRP Power Limit (dBm)	Power Margin (dB)
Low	5985	5.48	2.88	30.00	-27.12
Mid	6145	5.40	4.40	30.00	-25.60
High	6385	5.46	4.06	30.00	-25.94

PSD Results

Channel	Frequency (MHz)	Antenna 6 Meas PSD (dBm/1MHz)	Total EIRP Corr'd PSD (dBm/1MHz)	EIRP PSD Limit (dBm/ 1MHz)	PSD Margin (dB)
Low	5985	2.725	0.125	17.00	-16.875
Mid	6145	2.902	1.902	17.00	-15.098
High	6385	3.118	1.718	17.00	-15.282

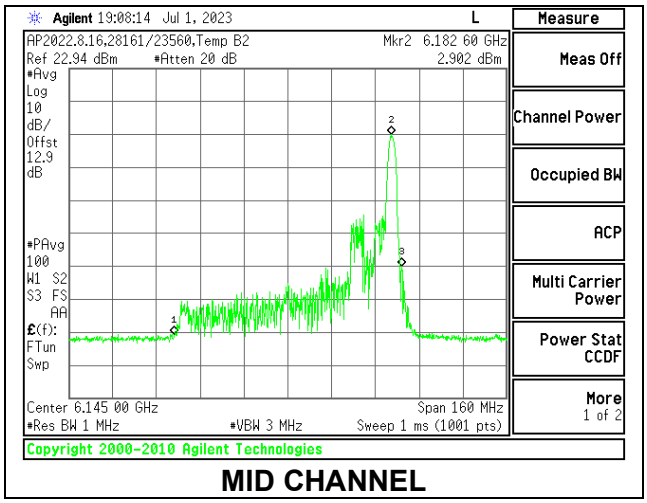

MID CHANNEL

UL VERIFICATION SERVICES INC.
47173 Benicia Street, Fremont, CA 94538; USA TEL:(510) 319-4000 FAX:(510) 661-0888

This report shall not be reproduced except in full, without the written approval of UL Verification Services Inc.

1TX Antenna 6 MODE (FCC) MOBILE – SU Mode

Test Engineer:	23560
Test Date:	7/1/2023

Antenna Gain and Limits

Channel	Frequency (MHz)	Directional Gain for Power (dBi)	EIRP Power Limit (dBm)	EIRP PSD Limit (dBm/ 1MHz)
Low	5985	-2.60	30.00	17.00
Mid	6145	-1.00	30.00	17.00
High	6385	-1.40	30.00	17.00

Duty Cycle CF (dB)	0.00	**Included in Calculations of Corr'd PSD**

Output Power Results

Channel	Frequency (MHz)	Antenna 6 Meas Power (dBm)	Total EIRP Corr'd Power (dBm)	EIRP Power Limit (dBm)	Power Margin (dB)
Low	5985	19.40	16.80	30.00	-13.20
Mid	6145	19.40	18.40	30.00	-11.60
High	6385	19.45	18.05	30.00	-11.95

PSD Results

Channel	Frequency (MHz)	Antenna 6 Meas PSD (dBm/1MHz)	Total EIRP Corr'd PSD (dBm/1MHz)	EIRP PSD Limit (dBm/ 1MHz)	PSD Margin (dB)
Low	5985	2.041	-0.559	17.00	-17.559
Mid	6145	2.228	1.228	17.00	-15.772
High	6385	2.322	0.922	17.00	-16.078

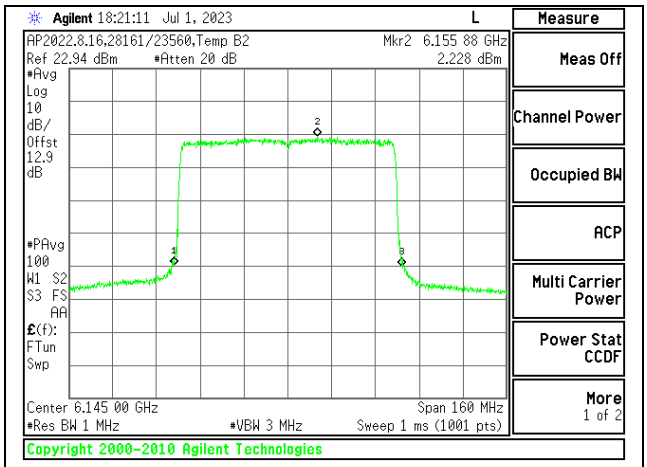

MID CHANNEL

UL VERIFICATION SERVICES INC.
47173 Benicia Street, Fremont, CA 94538; USA TEL:(510) 319-4000 FAX:(510) 661-0888

This report shall not be reproduced except in full, without the written approval of UL Verification Services Inc.

1TX Antenna 5 MODE (FCC) MOBILE – 26 Tones, RU Index 0

Test Engineer:	23560
Test Date:	7/1/2023

Antenna Gain and Limits

Channel	Frequency (MHz)	Directional Gain for Power (dBi)	EIRP Power Limit (dBm)	EIRP PSD Limit (dBm/ 1MHz)
Low	5985	-4.00	30.00	17.00
Mid	6145	-0.90	30.00	17.00
High	6385	-0.50	30.00	17.00

Duty Cycle CF (dB)	0.00	**Included in Calculations of Corr'd PSD**

Output Power Results

Channel	Frequency (MHz)	Antenna 5 Meas Power (dBm)	Total EIRP Corr'd Power (dBm)	EIRP Power Limit (dBm)	Power Margin (dB)
Low	5985	5.45	1.45	30.00	-28.55
Mid	6145	5.46	4.56	30.00	-25.44
High	6385	5.46	4.96	30.00	-25.04

PSD Results

Channel	Frequency (MHz)	Antenna 5 Meas PSD (dBm/1MHz)	Total EIRP Corr'd PSD (dBm/1MHz)	EIRP PSD Limit (dBm/ 1MHz)	PSD Margin (dB)
Low	5985	2.875	-1.125	17.00	-18.125
Mid	6145	2.916	2.016	17.00	-14.984
High	6385	2.885	2.385	17.00	-14.615

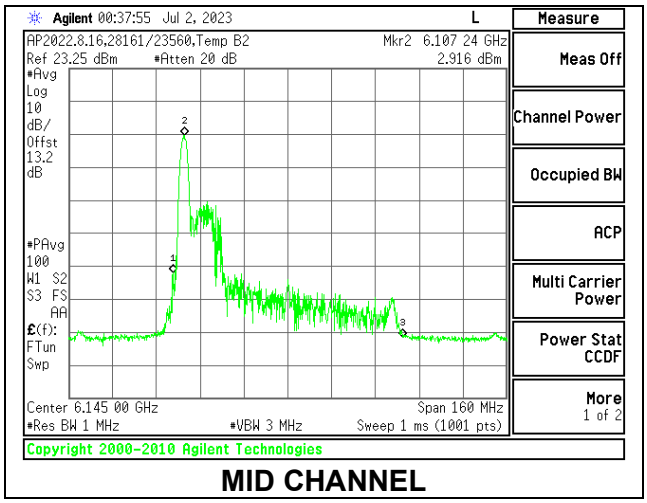

MID CHANNEL

UL VERIFICATION SERVICES INC.
47173 Benicia Street, Fremont, CA 94538; USA TEL:(510) 319-4000 FAX:(510) 661-0888

This report shall not be reproduced except in full, without the written approval of UL Verification Services Inc.

1TX Antenna 5 MODE (FCC) MOBILE – 26 Tones, RU Index 18

Test Engineer:	23560
Test Date:	7/1/2023

Antenna Gain and Limits

Channel	Frequency (MHz)	Directional Gain for Power (dBi)	EIRP Power Limit (dBm)	EIRP PSD Limit (dBm/ 1MHz)
Low	5985	-4.00	30.00	17.00
Mid	6145	-0.90	30.00	17.00
High	6385	-0.50	30.00	17.00

Duty Cycle CF (dB)	0.00	**Included in Calculations of Corr'd PSD**

Output Power Results

Channel	Frequency (MHz)	Antenna 5 Meas Power (dBm)	Total EIRP Corr'd Power (dBm)	EIRP Power Limit (dBm)	Power Margin (dB)
Low	5985	5.40	1.40	30.00	-28.60
Mid	6145	5.44	4.54	30.00	-25.46
High	6385	5.46	4.96	30.00	-25.04

PSD Results

Channel	Frequency (MHz)	Antenna 5 Meas PSD (dBm/1MHz)	Total EIRP Corr'd PSD (dBm/1MHz)	EIRP PSD Limit (dBm/ 1MHz)	PSD Margin (dB)
Low	5985	1.615	-2.385	17.00	-19.385
Mid	6145	2.084	1.184	17.00	-15.816
High	6385	1.769	1.269	17.00	-15.731

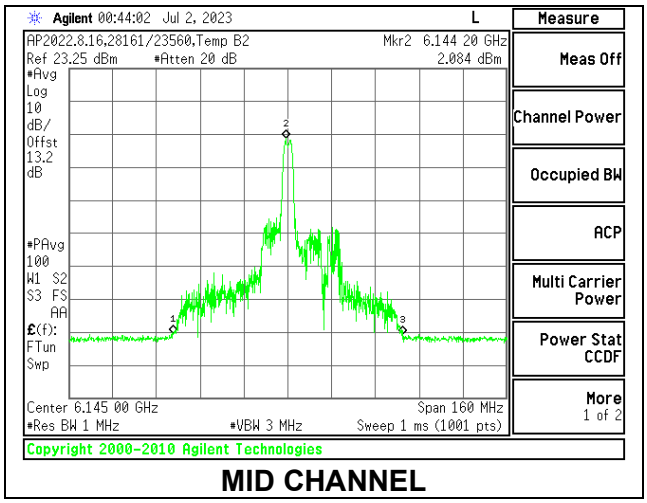

MID CHANNEL

UL VERIFICATION SERVICES INC.
47173 Benicia Street, Fremont, CA 94538; USA TEL:(510) 319-4000 FAX:(510) 661-0888

This report shall not be reproduced except in full, without the written approval of UL Verification Services Inc.

1TX Antenna 5 MODE (FCC) MOBILE – 26 Tones, RU Index 36

Test Engineer:	23560
Test Date:	7/1/2023

Antenna Gain and Limits

Channel	Frequency (MHz)	Directional Gain for Power (dBi)	EIRP Power Limit (dBm)	EIRP PSD Limit (dBm/ 1MHz)
Low	5985	-4.00	30.00	17.00
Mid	6145	-0.90	30.00	17.00
High	6385	-0.50	30.00	17.00

Duty Cycle CF (dB)	0.00	**Included in Calculations of Corr'd PSD**

Output Power Results

Channel	Frequency (MHz)	Antenna 5 Meas Power (dBm)	Total EIRP Corr'd Power (dBm)	EIRP Power Limit (dBm)	Power Margin (dB)
Low	5985	5.45	1.45	30.00	-28.55
Mid	6145	5.45	4.55	30.00	-25.45
High	6385	5.46	4.96	30.00	-25.04

PSD Results

Channel	Frequency (MHz)	Antenna 5 Meas PSD (dBm/1MHz)	Total EIRP Corr'd PSD (dBm/1MHz)	EIRP PSD Limit (dBm/ 1MHz)	PSD Margin (dB)
Low	5985	2.935	-1.065	17.00	-18.065
Mid	6145	3.027	2.127	17.00	-14.873
High	6385	3.255	2.755	17.00	-14.245

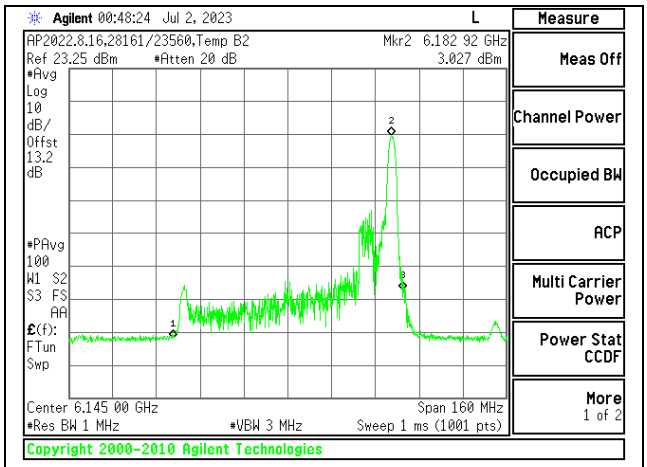

MID CHANNEL

UL VERIFICATION SERVICES INC.
47173 Benicia Street, Fremont, CA 94538; USA TEL:(510) 319-4000 FAX:(510) 661-0888

This report shall not be reproduced except in full, without the written approval of UL Verification Services Inc.

1TX Antenna 5 MODE (FCC) MOBILE – SU Mode

Test Engineer:	23560
Test Date:	7/1/2023

Antenna Gain and Limits

Channel	Frequency (MHz)	Directional Gain for Power (dBi)	EIRP Power Limit (dBm)	EIRP PSD Limit (dBm/ 1MHz)
Low	5985	-4.00	30.00	17.00
Mid	6145	-0.90	30.00	17.00
High	6385	-0.50	30.00	17.00

Duty Cycle CF (dB)	0.00	**Included in Calculations of Corr'd PSD**

Output Power Results

Channel	Frequency (MHz)	Antenna 5 Meas Power (dBm)	Total EIRP Corr'd Power (dBm)	EIRP Power Limit (dBm)	Power Margin (dB)
Low	5985	19.45	15.45	30.00	-14.55
Mid	6145	19.46	18.56	30.00	-11.44
High	6385	19.44	18.94	30.00	-11.06

PSD Results

Channel	Frequency (MHz)	Antenna 5 Meas PSD (dBm/1MHz)	Total EIRP Corr'd PSD (dBm/1MHz)	EIRP PSD Limit (dBm/ 1MHz)	PSD Margin (dB)
Low	5985	2.108	-1.892	17.00	-18.892
Mid	6145	2.261	1.361	17.00	-15.639
High	6385	2.346	1.846	17.00	-15.154

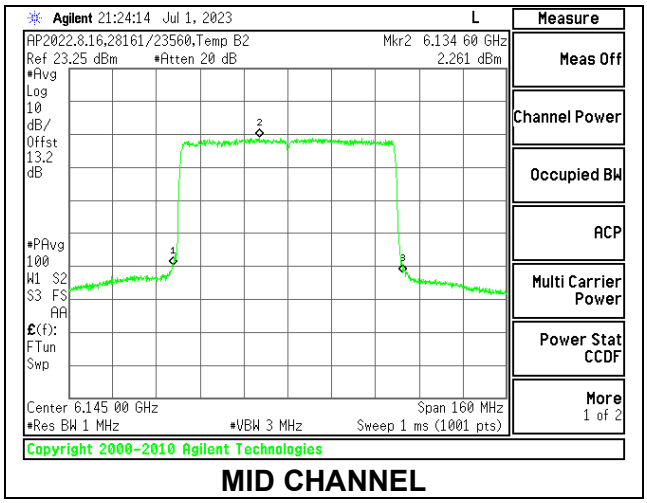

MID CHANNEL

UL VERIFICATION SERVICES INC.
47173 Benicia Street, Fremont, CA 94538; USA TEL:(510) 319-4000 FAX:(510) 661-0888

This report shall not be reproduced except in full, without the written approval of UL Verification Services Inc.

2TX Antenna 6 + Antenna 5 OFDMA MODE (FCC) MOBILE – 26 Tones, RU Index 0

Test Engineer:	23560
Test Date:	7/2/2023

Antenna Gain and Limits

Channel	Frequency (MHz)	Directional Gain for Power (dBi)	Directional Gain for PSD (dBi)	EIRP Power Limit (dBm)	EIRP PSD Limit (dBm/1MHz)
Low	5985	-3.24	-0.26	30.00	17.00
Mid	6145	-0.95	2.06	30.00	17.00
High	6385	-0.93	2.07	30.00	17.00

Duty Cycle CF (dB)	0.00	**Included in Calculations of Corr'd PSD**

Output Power Results

Channel	Frequency (MHz)	Antenna 6 Meas Power (dBm)	Antenna 5 Meas Power (dBm)	Total EIRP Corr'd Power (dBm)	EIRP Power Limit (dBm)	Power Margin (dB)
Low	5985	5.47	5.40	5.20	30.00	-24.80
Mid	6145	5.45	5.40	7.49	30.00	-22.51
High	6385	5.48	5.46	7.55	30.00	-22.45

PSD Results

Channel	Frequency (MHz)	Antenna 6 Meas PSD (dBm/1MHz)	Antenna 5 Meas PSD (dBm/1MHz)	Total EIRP Corr'd PSD (dBm/ 1MHz)	EIRP PSD Limit (dBm/ 1MHz)	PSD Margin (dB)
Low	5985	3.249	2.679	5.722	17.00	-11.278
Mid	6145	3.066	3.057	8.132	17.00	-8.868
High	6385	3.237	3.107	8.255	17.00	-8.745

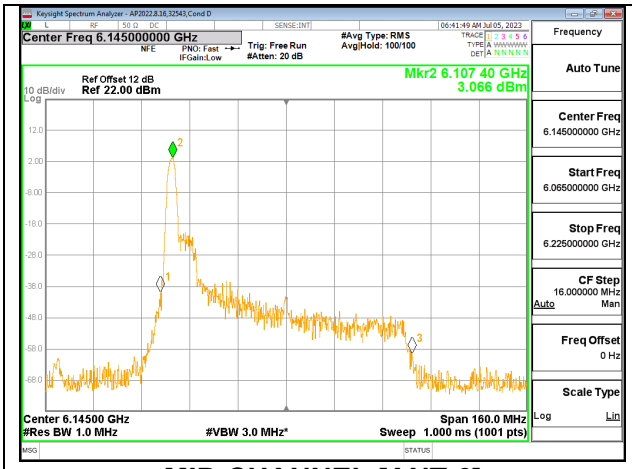

MID CHANNEL [ANT 6]

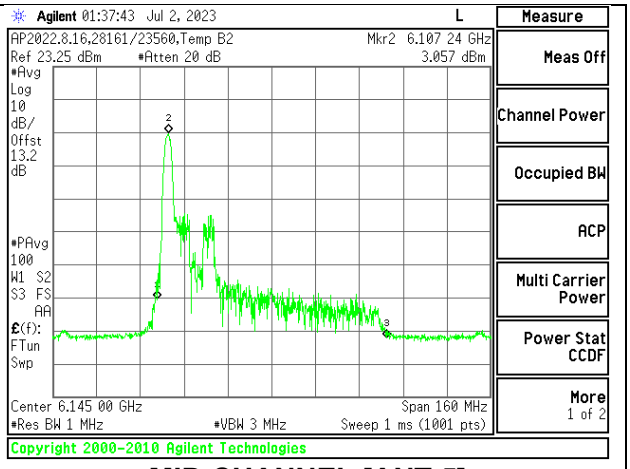

MID CHANNEL [ANT 5]

UL VERIFICATION SERVICES INC.
47173 Benicia Street, Fremont, CA 94538; USA TEL:(510) 319-4000 FAX:(510) 661-0888

This report shall not be reproduced except in full, without the written approval of UL Verification Services Inc.

2TX Antenna 6 + Antenna 5 OFDMA MODE (FCC) MOBILE – 26 Tones, RU Index 18

Test Engineer:	23560
Test Date:	7/2/2023

Antenna Gain and Limits

Channel	Frequency (MHz)	Directional Gain for Power (dBi)	Directional Gain for PSD (dBi)	EIRP Power Limit (dBm)	EIRP PSD Limit (dBm/1MHz)
Low	5985	-3.24	-0.26	30.00	17.00
Mid	6145	-0.95	2.06	30.00	17.00
High	6385	-0.93	2.07	30.00	17.00

Duty Cycle CF (dB)	0.00	**Included in Calculations of Corr'd PSD**

Output Power Results

Channel	Frequency (MHz)	Antenna 6 Meas Power (dBm)	Antenna 5 Meas Power (dBm)	Total EIRP Corr'd Power (dBm)	EIRP Power Limit (dBm)	Power Margin (dB)
Low	5985	5.43	5.45	5.21	30.00	-24.79
Mid	6145	5.44	5.46	7.51	30.00	-22.49
High	6385	5.48	5.40	7.52	30.00	-22.48

PSD Results

Channel	Frequency (MHz)	Antenna 6 Meas PSD (dBm/1MHz)	Antenna 5 Meas PSD (dBm/1MHz)	Total EIRP Corr'd PSD (dBm/ 1MHz)	EIRP PSD Limit (dBm/ 1MHz)	PSD Margin (dB)
Low	5985	2.045	1.836	4.691	17.00	-12.309
Mid	6145	1.621	1.820	6.792	17.00	-10.208
High	6385	2.081	2.077	7.161	17.00	-9.839

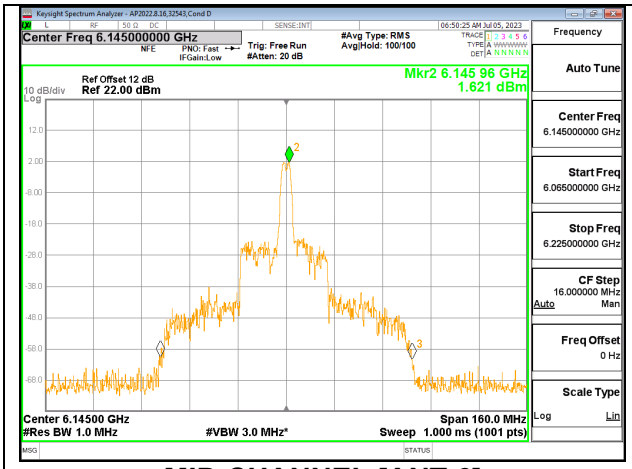

MID CHANNEL [ANT 6]

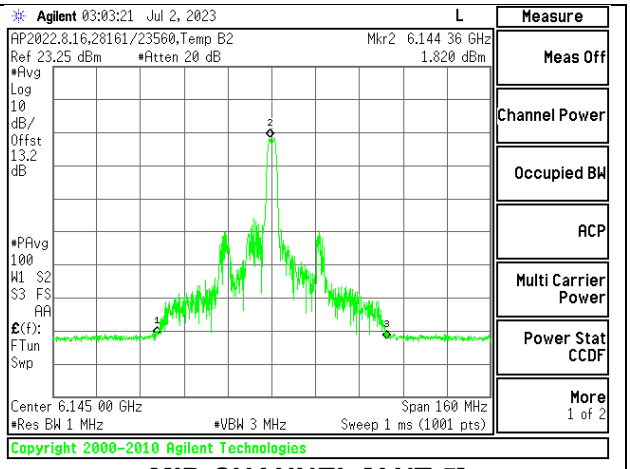

MID CHANNEL [ANT 5]

UL VERIFICATION SERVICES INC.
47173 Benicia Street, Fremont, CA 94538; USA TEL:(510) 319-4000 FAX:(510) 661-0888

This report shall not be reproduced except in full, without the written approval of UL Verification Services Inc.

2TX Antenna 6 + Antenna 5 OFDMA MODE (FCC) MOBILE – 26 Tones, RU Index 36

Test Engineer:	23560
Test Date:	7/2/2023

Antenna Gain and Limits

Channel	Frequency (MHz)	Directional Gain for Power (dBi)	Directional Gain for PSD (dBi)	EIRP Power Limit (dBm)	EIRP PSD Limit (dBm/1MHz)
Low	5985	-3.24	-0.26	30.00	17.00
Mid	6145	-0.95	2.06	30.00	17.00
High	6385	-0.93	2.07	30.00	17.00

Duty Cycle CF (dB)	0.00	**Included in Calculations of Corr'd PSD**

Output Power Results

Channel	Frequency (MHz)	Antenna 6 Meas Power (dBm)	Antenna 5 Meas Power (dBm)	Total EIRP Corr'd Power (dBm)	EIRP Power Limit (dBm)	Power Margin (dB)
Low	5985	5.42	5.42	5.19	30.00	-24.81
Mid	6145	5.45	5.45	7.51	30.00	-22.49
High	6385	5.44	5.45	7.53	30.00	-22.47

PSD Results

Channel	Frequency (MHz)	Antenna 6 Meas PSD (dBm/1MHz)	Antenna 5 Meas PSD (dBm/1MHz)	Total EIRP Corr'd PSD (dBm/ 1MHz)	EIRP PSD Limit (dBm/ 1MHz)	PSD Margin (dB)
Low	5985	2.961	2.868	5.664	17.00	-11.336
Mid	6145	3.159	2.802	8.055	17.00	-8.945
High	6385	3.257	2.763	8.099	17.00	-8.901

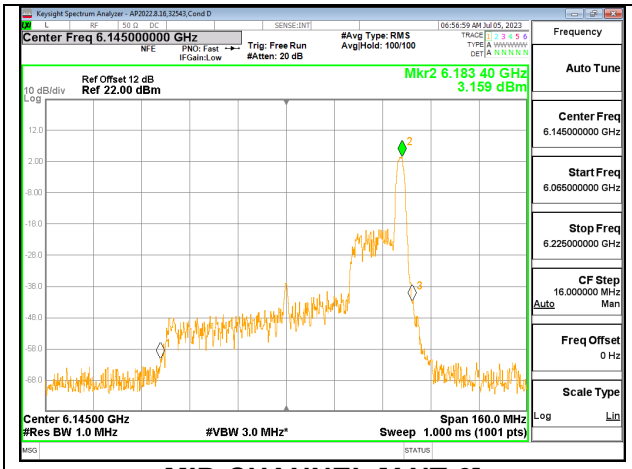

MID CHANNEL [ANT 6]

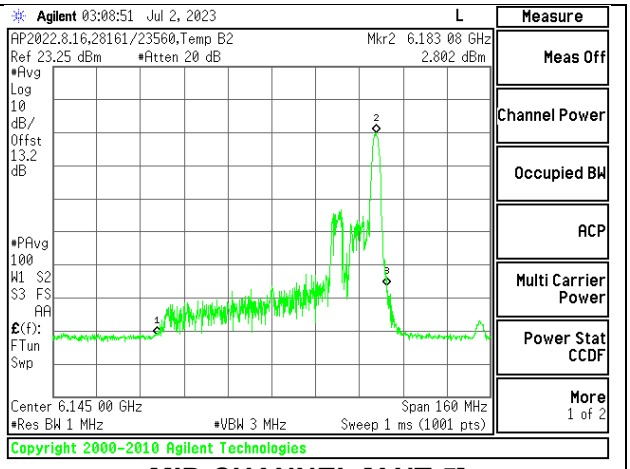

MID CHANNEL [ANT 5]

UL VERIFICATION SERVICES INC.
47173 Benicia Street, Fremont, CA 94538; USA TEL:(510) 319-4000 FAX:(510) 661-0888

This report shall not be reproduced except in full, without the written approval of UL Verification Services Inc.

2TX Antenna 6 + Antenna 5 OFDMA MODE (FCC) MOBILE – SU Mode

Test Engineer:	23560
Test Date:	7/2/2023

Antenna Gain and Limits

Channel	Frequency (MHz)	Directional Gain for Power (dBi)	Directional Gain for PSD (dBi)	EIRP Power Limit (dBm)	EIRP PSD Limit (dBm/1MHz)
Low	5985	-3.24	-0.26	30.00	17.00
Mid	6145	-0.95	2.06	30.00	17.00
High	6385	-0.93	2.07	30.00	17.00

Duty Cycle CF (dB)	0.00	**Included in Calculations of Corr'd PSD**

Output Power Results

Channel	Frequency (MHz)	Antenna 6 Meas Power (dBm)	Antenna 5 Meas Power (dBm)	Total EIRP Corr'd Power (dBm)	EIRP Power Limit (dBm)	Power Margin (dB)
Low	5985	19.43	19.40	19.18	30.00	-10.82
Mid	6145	19.44	19.40	21.48	30.00	-8.52
High	6385	19.45	19.42	21.52	30.00	-8.48

PSD Results

Channel	Frequency (MHz)	Antenna 6 Meas PSD (dBm/1MHz)	Antenna 5 Meas PSD (dBm/1MHz)	Total EIRP Corr'd PSD (dBm/ 1MHz)	EIRP PSD Limit (dBm/ 1MHz)	PSD Margin (dB)
Low	5985	2.352	2.248	5.049	17.00	-11.951
Mid	6145	2.476	2.202	7.412	17.00	-9.588
High	6385	2.391	2.158	7.358	17.00	-9.642

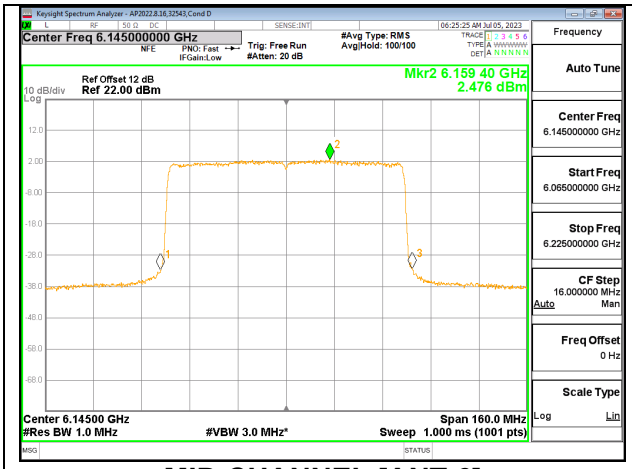

MID CHANNEL [ANT 6]

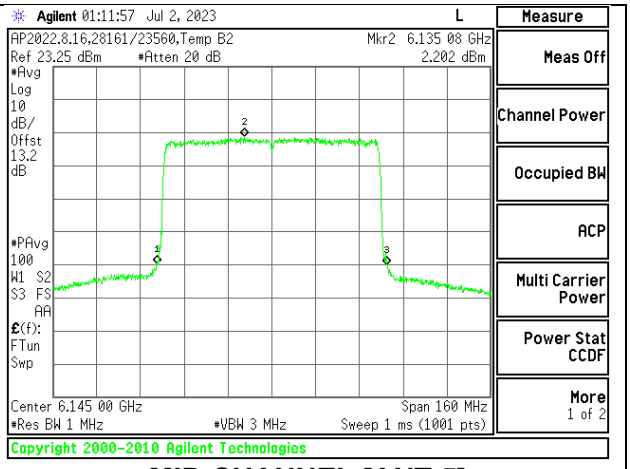

MID CHANNEL [ANT 5]

UL VERIFICATION SERVICES INC.
47173 Benicia Street, Fremont, CA 94538; USA TEL:(510) 319-4000 FAX:(510) 661-0888

This report shall not be reproduced except in full, without the written approval of UL Verification Services Inc.

9.4.4. 802.11ax HE160 MODE IN THE UNII-5 BAND

1TX Antenna 6 MODE (FCC) MOBILE – 26 Tones, RU Index 0

Test Engineer:	23560
Test Date:	7/20/2023

Antenna Gain and Limits

Channel	Frequency (MHz)	Directional Gain for Power (dBi)	EIRP Power Limit (dBm)	EIRP PSD Limit (dBm/ 1MHz)
Low	6025	-2.60	30.00	17.00
Mid	6185	-1.00	30.00	17.00
High	6345	-1.40	30.00	17.00

Duty Cycle CF (dB)	0.00	**Included in Calculations of Corr'd PSD**

Output Power Results

Channel	Frequency (MHz)	Antenna 6 Meas Power (dBm)	Total EIRP Corr'd Power (dBm)	EIRP Power Limit (dBm)	Power Margin (dB)
Low	6025	3.40	0.80	30.00	-29.20
Mid	6185	3.42	2.42	30.00	-27.58
High	6345	3.46	2.06	30.00	-27.94

PSD Results

Channel	Frequency (MHz)	Antenna 6 Meas PSD (dBm/1MHz)	Total EIRP Corr'd PSD (dBm/1MHz)	EIRP PSD Limit (dBm/ 1MHz)	PSD Margin (dB)
Low	6025	0.462	-2.138	17.00	-19.138
Mid	6185	0.602	-0.398	17.00	-17.398
High	6345	0.328	-1.072	17.00	-18.072

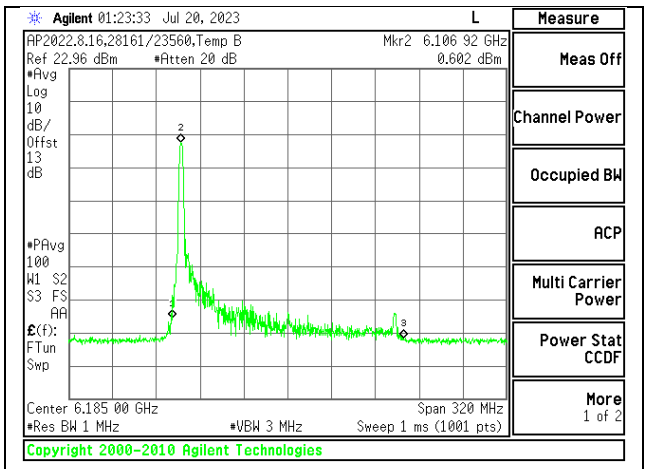

MID CHANNEL

UL VERIFICATION SERVICES INC.
47173 Benicia Street, Fremont, CA 94538; USA TEL:(510) 319-4000 FAX:(510) 661-0888

This report shall not be reproduced except in full, without the written approval of UL Verification Services Inc.

1TX Antenna 6 MODE (FCC) MOBILE – 26 Tones, RU Index 36

Test Engineer:	23560
Test Date:	7/20/2023

Antenna Gain and Limits

Channel	Frequency (MHz)	Directional Gain for Power (dBi)	EIRP Power Limit (dBm)	EIRP PSD Limit (dBm/ 1MHz)
Low	6025	-2.60	30.00	17.00
Mid	6185	-1.00	30.00	17.00
High	6345	-1.40	30.00	17.00

Duty Cycle CF (dB)	0.00	**Included in Calculations of Corr'd PSD**

Output Power Results

Channel	Frequency (MHz)	Antenna 6 Meas Power (dBm)	Total EIRP Corr'd Power (dBm)	EIRP Power Limit (dBm)	Power Margin (dB)
Low	6025	3.48	0.88	30.00	-29.12
Mid	6185	3.42	2.42	30.00	-27.58
High	6345	3.40	2.00	30.00	-28.00

PSD Results

Channel	Frequency (MHz)	Antenna 6 Meas PSD (dBm/1MHz)	Total EIRP Corr'd PSD (dBm/1MHz)	EIRP PSD Limit (dBm/ 1MHz)	PSD Margin (dB)
Low	6025	0.420	-2.180	17.00	-19.180
Mid	6185	0.551	-0.449	17.00	-17.449
High	6345	0.357	-1.043	17.00	-18.043

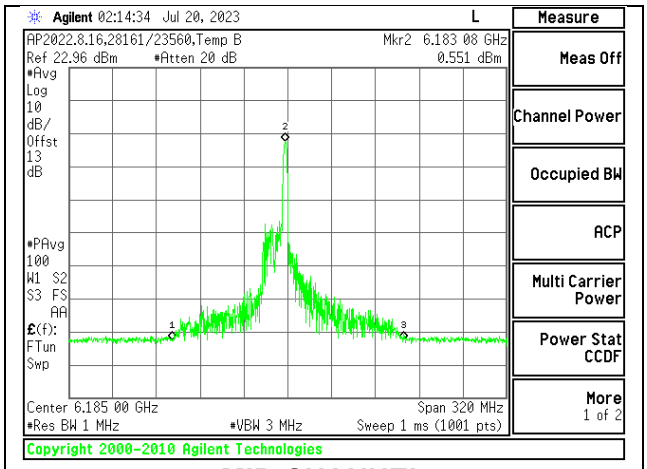

MID CHANNEL

UL VERIFICATION SERVICES INC.
47173 Benicia Street, Fremont, CA 94538; USA TEL:(510) 319-4000 FAX:(510) 661-0888

This report shall not be reproduced except in full, without the written approval of UL Verification Services Inc.

1TX Antenna 6 MODE (FCC) MOBILE – 26 Tones, RU Index S36

Test Engineer:	23560
Test Date:	7/20/2023

Antenna Gain and Limits

Channel	Frequency (MHz)	Directional Gain for Power (dBi)	EIRP Power Limit (dBm)	EIRP PSD Limit (dBm/ 1MHz)
Low	6025	-2.60	30.00	17.00
Mid	6185	-1.00	30.00	17.00
High	6345	-1.40	30.00	17.00

Duty Cycle CF (dB)	0.00	**Included in Calculations of Corr'd PSD**

Output Power Results

Channel	Frequency (MHz)	Antenna 6 Meas Power (dBm)	Total EIRP Corr'd Power (dBm)	EIRP Power Limit (dBm)	Power Margin (dB)
Low	6025	3.47	0.87	30.00	-29.13
Mid	6185	3.46	2.46	30.00	-27.54
High	6345	3.45	2.05	30.00	-27.95

PSD Results

Channel	Frequency (MHz)	Antenna 6 Meas PSD (dBm/1MHz)	Total EIRP Corr'd PSD (dBm/1MHz)	EIRP PSD Limit (dBm/ 1MHz)	PSD Margin (dB)
Low	6025	0.590	-2.010	17.00	-19.010
Mid	6185	0.572	-0.428	17.00	-17.428
High	6345	0.580	-0.820	17.00	-17.820

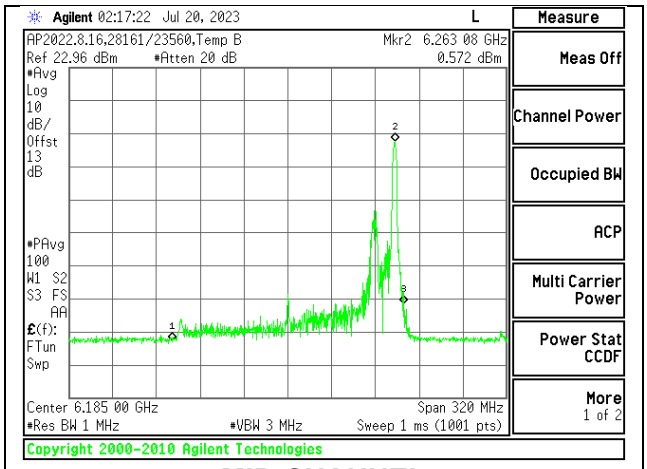

MID CHANNEL

UL VERIFICATION SERVICES INC.
47173 Benicia Street, Fremont, CA 94538; USA TEL:(510) 319-4000 FAX:(510) 661-0888

This report shall not be reproduced except in full, without the written approval of UL Verification Services Inc.

1TX Antenna 6 MODE (FCC) MOBILE – SU Mode

Test Engineer:	32543
Test Date:	7/5/2023

Antenna Gain and Limits

Channel	Frequency (MHz)	Directional Gain for Power (dBi)	EIRP Power Limit (dBm)	EIRP PSD Limit (dBm/ 1MHz)
Low	6025	-2.60	30.00	17.00
Mid	6185	-1.00	30.00	17.00
High	6345	-1.40	30.00	17.00

Duty Cycle CF (dB)	0.10	**Included in Calculations of Corr'd PSD**

Output Power Results

Channel	Frequency (MHz)	Antenna 6 Meas Power (dBm)	Total EIRP Corr'd Power (dBm)	EIRP Power Limit (dBm)	Power Margin (dB)
Low	6025	19.43	16.83	30.00	-13.17
Mid	6185	19.47	18.47	30.00	-11.53
High	6345	19.40	18.00	30.00	-12.00

PSD Results

Channel	Frequency (MHz)	Antenna 6 Meas PSD (dBm/1MHz)	Total EIRP Corr'd PSD (dBm/1MHz)	EIRP PSD Limit (dBm/ 1MHz)	PSD Margin (dB)
Low	6025	-0.583	-3.083	17.00	-20.083
Mid	6185	-0.787	-1.687	17.00	-18.687
High	6345	-0.404	-1.704	17.00	-18.704

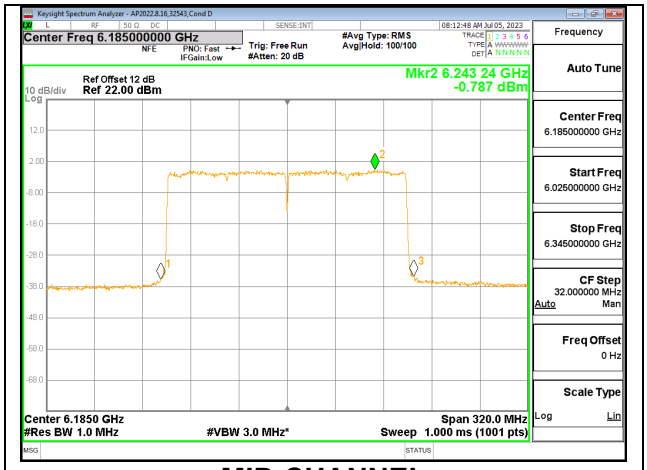

MID CHANNEL

UL VERIFICATION SERVICES INC.
47173 Benicia Street, Fremont, CA 94538; USA TEL:(510) 319-4000 FAX:(510) 661-0888

This report shall not be reproduced except in full, without the written approval of UL Verification Services Inc.

1TX Antenna 5 MODE (FCC) MOBILE – 26 Tones, RU Index 0

Test Engineer:	23560
Test Date:	7/20/2023

Antenna Gain and Limits

Channel	Frequency (MHz)	Directional Gain for Power (dBi)	EIRP Power Limit (dBm)	EIRP PSD Limit (dBm/ 1MHz)
Low	6025	-4.00	30.00	17.00
Mid	6185	-0.90	30.00	17.00
High	6345	-0.50	30.00	17.00

Duty Cycle CF (dB)	0.00	**Included in Calculations of Corr'd PSD**

Output Power Results

Channel	Frequency (MHz)	Antenna 5 Meas Power (dBm)	Total EIRP Corr'd Power (dBm)	EIRP Power Limit (dBm)	Power Margin (dB)
Low	6025	3.48	-0.52	30.00	-30.52
Mid	6185	3.40	2.50	30.00	-27.50
High	6345	3.46	2.96	30.00	-27.04

PSD Results

Channel	Frequency (MHz)	Antenna 5 Meas PSD (dBm/1MHz)	Total EIRP Corr'd PSD (dBm/1MHz)	EIRP PSD Limit (dBm/ 1MHz)	PSD Margin (dB)
Low	6025	0.494	-3.506	17.00	-20.506
Mid	6185	0.456	-0.444	17.00	-17.444
High	6345	0.379	-0.121	17.00	-17.121

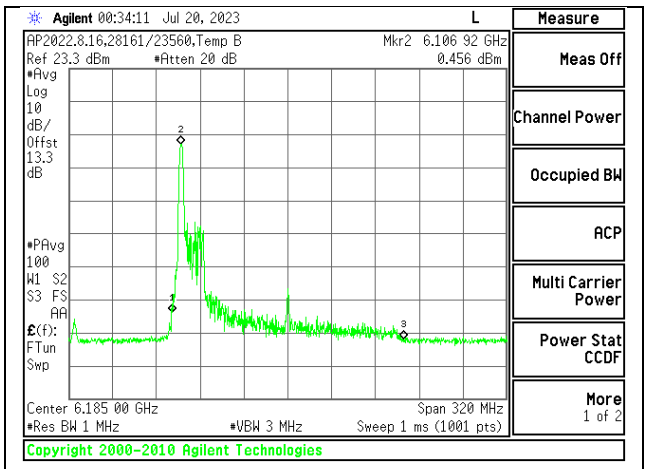

MID CHANNEL

UL VERIFICATION SERVICES INC.
47173 Benicia Street, Fremont, CA 94538; USA TEL:(510) 319-4000 FAX:(510) 661-0888

This report shall not be reproduced except in full, without the written approval of UL Verification Services Inc.

1TX Antenna 5 MODE (FCC) MOBILE – 26 Tones, RU Index 36

Test Engineer:	23560
Test Date:	7/20/2023

Antenna Gain and Limits

Channel	Frequency (MHz)	Directional Gain for Power (dBi)	EIRP Power Limit (dBm)	EIRP PSD Limit (dBm/ 1MHz)
Low	6025	-4.00	30.00	17.00
Mid	6185	-0.90	30.00	17.00
High	6345	-0.50	30.00	17.00

Duty Cycle CF (dB)	0.00	**Included in Calculations of Corr'd PSD**

Output Power Results

Channel	Frequency (MHz)	Antenna 5 Meas Power (dBm)	Total EIRP Corr'd Power (dBm)	EIRP Power Limit (dBm)	Power Margin (dB)
Low	6025	3.46	-0.54	30.00	-30.54
Mid	6185	3.48	2.58	30.00	-27.42
High	6345	3.45	2.95	30.00	-27.05

PSD Results

Channel	Frequency (MHz)	Antenna 5 Meas PSD (dBm/1MHz)	Total EIRP Corr'd PSD (dBm/1MHz)	EIRP PSD Limit (dBm/ 1MHz)	PSD Margin (dB)
Low	6025	0.493	-3.507	17.00	-20.507
Mid	6185	0.466	-0.434	17.00	-17.434
High	6345	0.384	-0.116	17.00	-17.116

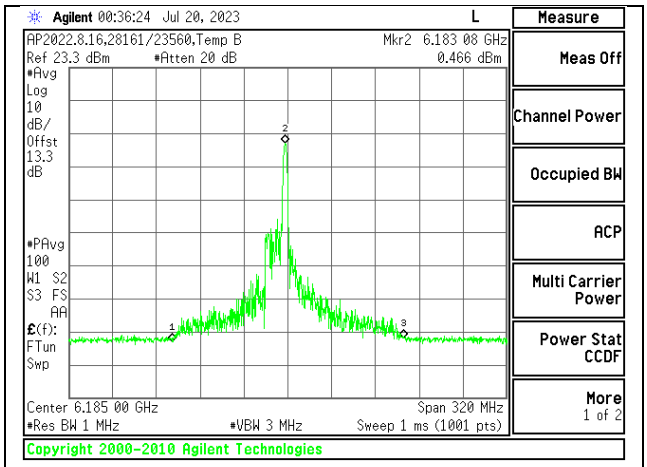

MID CHANNEL

UL VERIFICATION SERVICES INC.
47173 Benicia Street, Fremont, CA 94538; USA TEL:(510) 319-4000 FAX:(510) 661-0888

This report shall not be reproduced except in full, without the written approval of UL Verification Services Inc.

1TX Antenna 5 MODE (FCC) MOBILE – 26 Tones, RU Index S36

Test Engineer:	23560
Test Date:	7/20/2023

Antenna Gain and Limits

Channel	Frequency (MHz)	Directional Gain for Power (dBi)	EIRP Power Limit (dBm)	EIRP PSD Limit (dBm/ 1MHz)
Low	6025	-4.00	30.00	17.00
Mid	6185	-0.90	30.00	17.00
High	6345	-0.50	30.00	17.00

Duty Cycle CF (dB)	0.00	**Included in Calculations of Corr'd PSD**

Output Power Results

Channel	Frequency (MHz)	Antenna 5 Meas Power (dBm)	Total EIRP Corr'd Power (dBm)	EIRP Power Limit (dBm)	Power Margin (dB)
Low	6025	3.46	-0.54	30.00	-30.54
Mid	6185	3.40	2.50	30.00	-27.50
High	6345	3.47	2.97	30.00	-27.03

PSD Results

Channel	Frequency (MHz)	Antenna 5 Meas PSD (dBm/1MHz)	Total EIRP Corr'd PSD (dBm/1MHz)	EIRP PSD Limit (dBm/ 1MHz)	PSD Margin (dB)
Low	6025	0.554	-3.446	17.00	-20.446
Mid	6185	0.545	-0.355	17.00	-17.355
High	6345	0.525	0.025	17.00	-16.975

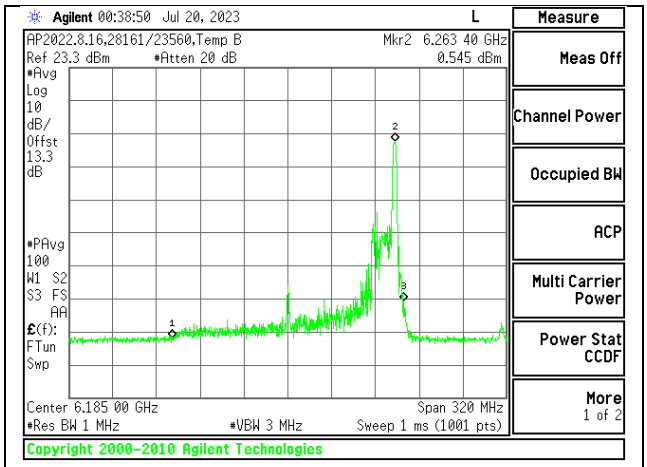

MID CHANNEL

UL VERIFICATION SERVICES INC.
47173 Benicia Street, Fremont, CA 94538; USA TEL:(510) 319-4000 FAX:(510) 661-0888

This report shall not be reproduced except in full, without the written approval of UL Verification Services Inc.

1TX Antenna 5 MODE (FCC) MOBILE – SU Mode

Test Engineer:	32543
Test Date:	7/5/2023

Antenna Gain and Limits

Channel	Frequency (MHz)	Directional Gain for Power (dBi)	EIRP Power Limit (dBm)	EIRP PSD Limit (dBm/ 1MHz)
Low	6025	-4.00	30.00	17.00
Mid	6185	-0.90	30.00	17.00
High	6345	-0.50	30.00	17.00

Duty Cycle CF (dB)	0.10	**Included in Calculations of Corr'd PSD**

Output Power Results

Channel	Frequency (MHz)	Antenna 5 Meas Power (dBm)	Total EIRP Corr'd Power (dBm)	EIRP Power Limit (dBm)	Power Margin (dB)
Low	6025	19.42	15.42	30.00	-14.58
Mid	6185	19.46	18.56	30.00	-11.44
High	6345	19.47	18.97	30.00	-11.03

PSD Results

Channel	Frequency (MHz)	Antenna 5 Meas PSD (dBm/1MHz)	Total EIRP Corr'd PSD (dBm/1MHz)	EIRP PSD Limit (dBm/ 1MHz)	PSD Margin (dB)
Low	6025	-0.430	-4.330	17.00	-21.330
Mid	6185	-0.627	-1.427	17.00	-18.427
High	6345	-0.566	-0.966	17.00	-17.966

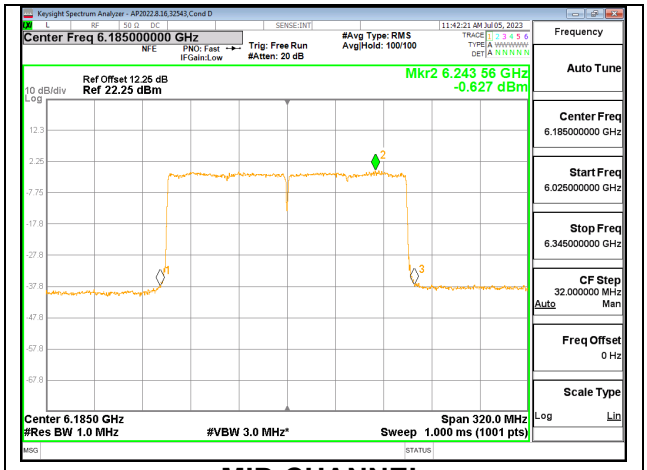

MID CHANNEL

UL VERIFICATION SERVICES INC.
47173 Benicia Street, Fremont, CA 94538; USA TEL:(510) 319-4000 FAX:(510) 661-0888

This report shall not be reproduced except in full, without the written approval of UL Verification Services Inc.

2TX Antenna 6 + Antenna 5 OFDMA MODE (FCC) MOBILE – 26 Tones, RU Index 0

Test Engineer:	23560
Test Date:	7/20/2023

Antenna Gain and Limits

Channel	Frequency (MHz)	Directional Gain for Power (dBi)	Directional Gain for PSD (dBi)	EIRP Power Limit (dBm)	EIRP PSD Limit (dBm/1MHz)
Low	6025	-3.24	-0.26	30.00	17.00
Mid	6185	-0.95	2.06	30.00	17.00
High	6385	-0.93	2.07	30.00	17.00

Duty Cycle CF (dB)	0.00	**Included in Calculations of Corr'd PSD**

Output Power Results

Channel	Frequency (MHz)	Antenna 6 Meas Power (dBm)	Antenna 5 Meas Power (dBm)	Total EIRP Corr'd Power (dBm)	EIRP Power Limit (dBm)	Power Margin (dB)
Low	6025	3.45	3.40	3.19	30.00	-26.81
Mid	6185	3.46	3.46	5.52	30.00	-24.48
High	6385	3.45	3.42	5.52	30.00	-24.48

PSD Results

Channel	Frequency (MHz)	Antenna 6 Meas PSD (dBm/1MHz)	Antenna 5 Meas PSD (dBm/1MHz)	Total EIRP Corr'd PSD (dBm/ 1MHz)	EIRP PSD Limit (dBm/ 1MHz)	PSD Margin (dB)
Low	6025	0.413	0.517	3.214	17.00	-13.786
Mid	6185	0.424	0.421	5.493	17.00	-11.507
High	6345	0.304	0.392	5.430	17.00	-11.570

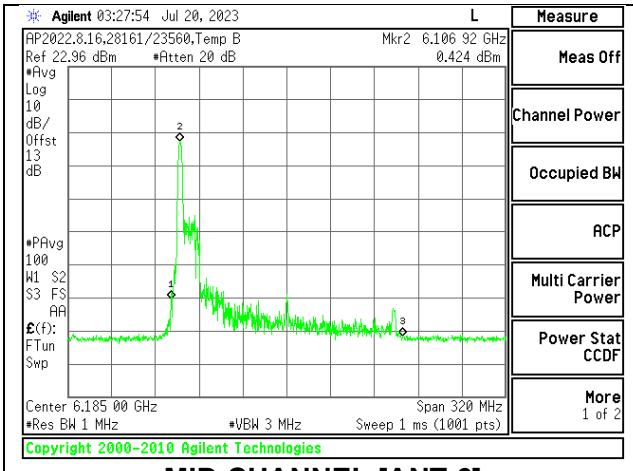

MID CHANNEL [ANT 6]

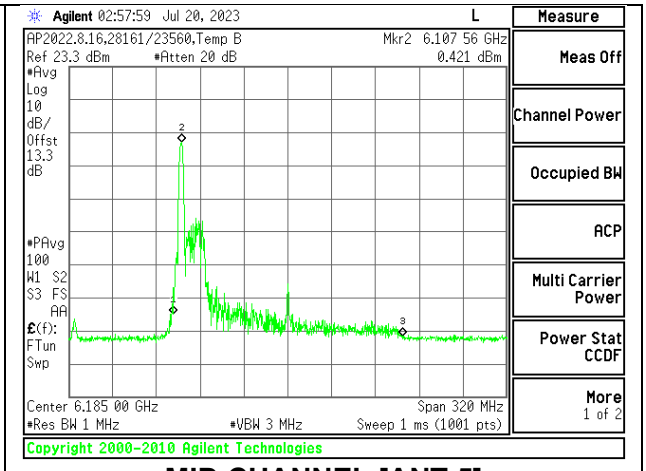

MID CHANNEL [ANT 5]

UL VERIFICATION SERVICES INC.
47173 Benicia Street, Fremont, CA 94538; USA TEL:(510) 319-4000 FAX:(510) 661-0888

This report shall not be reproduced except in full, without the written approval of UL Verification Services Inc.

2TX Antenna 6 + Antenna 5 OFDMA MODE (FCC) MOBILE – 26 Tones, RU Index 36

Test Engineer:	23560
Test Date:	7/20/2023

Antenna Gain and Limits

Channel	Frequency (MHz)	Directional Gain for Power (dBi)	Directional Gain for PSD (dBi)	EIRP Power Limit (dBm)	EIRP PSD Limit (dBm/1MHz)
Low	6025	-3.24	-0.26	30.00	17.00
Mid	6185	-0.95	2.06	30.00	17.00
High	6385	-0.93	2.07	30.00	17.00

Duty Cycle CF (dB)	0.00	**Included in Calculations of Corr'd PSD**

Output Power Results

Channel	Frequency (MHz)	Antenna 6 Meas Power (dBm)	Antenna 5 Meas Power (dBm)	Total EIRP Corr'd Power (dBm)	EIRP Power Limit (dBm)	Power Margin (dB)
Low	6025	3.45	3.48	3.23	30.00	-26.77
Mid	6185	3.48	3.47	5.54	30.00	-24.46
High	6385	3.43	3.46	5.53	30.00	-24.47

PSD Results

Channel	Frequency (MHz)	Antenna 6 Meas PSD (dBm/1MHz)	Antenna 5 Meas PSD (dBm/1MHz)	Total EIRP Corr'd PSD (dBm/ 1MHz)	EIRP PSD Limit (dBm/ 1MHz)	PSD Margin (dB)
Low	6025	0.521	0.743	3.382	17.00	-13.618
Mid	6185	0.512	0.658	5.656	17.00	-11.344
High	6345	0.753	0.443	5.683	17.00	-11.317

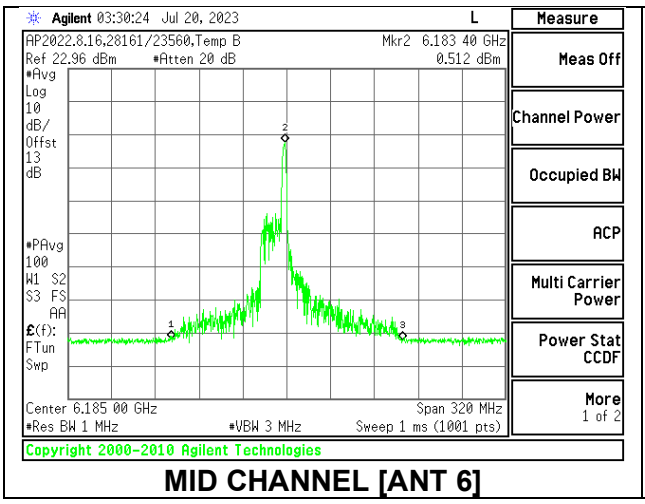

MID CHANNEL [ANT 6]

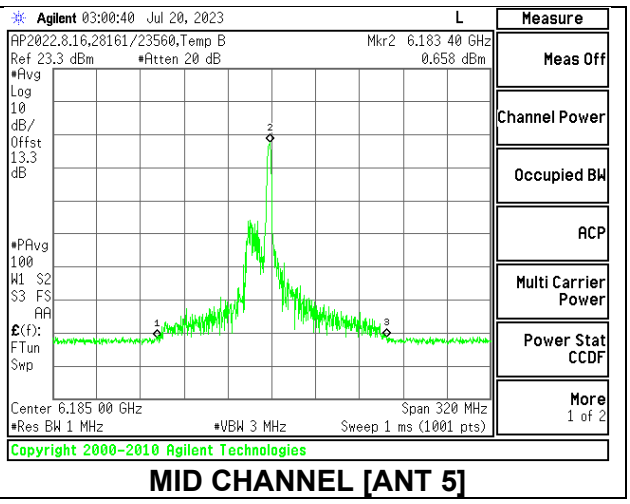

MID CHANNEL [ANT 5]

UL VERIFICATION SERVICES INC.
47173 Benicia Street, Fremont, CA 94538; USA TEL:(510) 319-4000 FAX:(510) 661-0888

This report shall not be reproduced except in full, without the written approval of UL Verification Services Inc.

2TX Antenna 6 + Antenna 5 OFDMA MODE (FCC) MOBILE – 26 Tones, RU Index S36

Test Engineer:	23560
Test Date:	7/20/2023

Antenna Gain and Limits

Channel	Frequency (MHz)	Directional Gain for Power (dBi)	Directional Gain for PSD (dBi)	EIRP Power Limit (dBm)	EIRP PSD Limit (dBm/1MHz)
Low	6025	-3.24	-0.26	30.00	17.00
Mid	6185	-0.95	2.06	30.00	17.00
High	6385	-0.93	2.07	30.00	17.00

Duty Cycle CF (dB)	0.00	**Included in Calculations of Corr'd PSD**

Output Power Results

Channel	Frequency (MHz)	Antenna 6 Meas Power (dBm)	Antenna 5 Meas Power (dBm)	Total EIRP Corr'd Power (dBm)	EIRP Power Limit (dBm)	Power Margin (dB)
Low	6025	3.40	3.46	3.20	30.00	-26.80
Mid	6185	3.45	3.47	5.52	30.00	-24.48
High	6385	3.48	3.40	5.52	30.00	-24.48

PSD Results

Channel	Frequency (MHz)	Antenna 6 Meas PSD (dBm/1MHz)	Antenna 5 Meas PSD (dBm/1MHz)	Total EIRP Corr'd PSD (dBm/ 1MHz)	EIRP PSD Limit (dBm/ 1MHz)	PSD Margin (dB)
Low	6025	0.628	0.727	3.427	17.00	-13.573
Mid	6185	0.507	0.637	5.643	17.00	-11.357
High	6345	0.699	0.750	5.807	17.00	-11.193

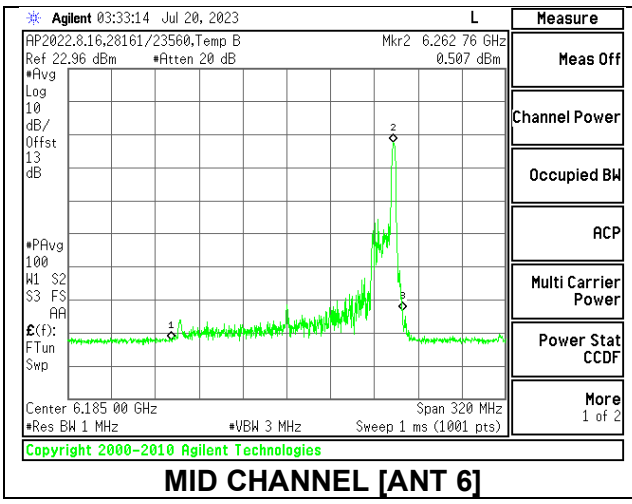

MID CHANNEL [ANT 6]

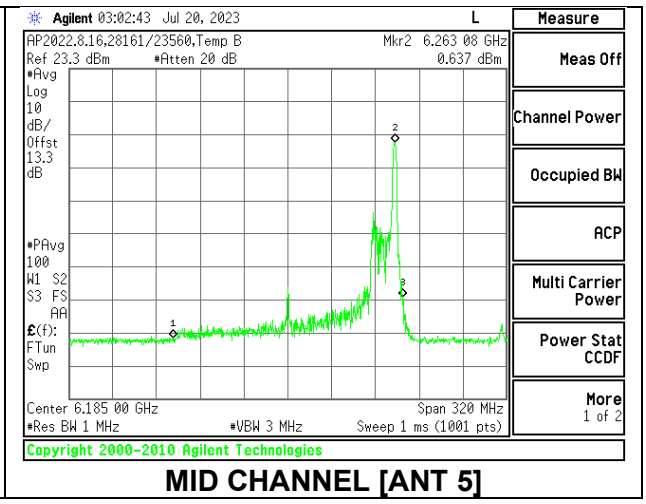

MID CHANNEL [ANT 5]

UL VERIFICATION SERVICES INC.
47173 Benicia Street, Fremont, CA 94538; USA TEL:(510) 319-4000 FAX:(510) 661-0888

This report shall not be reproduced except in full, without the written approval of UL Verification Services Inc.

2TX Antenna 6 + Antenna 5 OFDMA MODE (FCC) MOBILE – SU Mode

Test Engineer:	32543
Test Date:	7/5/2023

Antenna Gain and Limits

Channel	Frequency (MHz)	Directional Gain for Power (dBi)	Directional Gain for PSD (dBi)	EIRP Power Limit (dBm)	EIRP PSD Limit (dBm/1MHz)
Low	6025	-3.24	-0.26	30.00	17.00
Mid	6185	-0.95	2.06	30.00	17.00
High	6385	-0.93	2.07	30.00	17.00

Duty Cycle CF (dB)	0.10	**Included in Calculations of Corr'd PSD**

Output Power Results

Channel	Frequency (MHz)	Antenna 6 Meas Power (dBm)	Antenna 5 Meas Power (dBm)	Total EIRP Corr'd Power (dBm)	EIRP Power Limit (dBm)	Power Margin (dB)
Low	6025	19.41	19.44	19.19	30.00	-10.81
Mid	6185	19.43	19.47	21.51	30.00	-8.49
High	6385	19.45	19.44	21.53	30.00	-8.47

PSD Results

Channel	Frequency (MHz)	Antenna 6 Meas PSD (dBm/1MHz)	Antenna 5 Meas PSD (dBm/1MHz)	Total EIRP Corr'd PSD (dBm/ 1MHz)	EIRP PSD Limit (dBm/ 1MHz)	PSD Margin (dB)
Low	6025	-0.840	-0.669	2.095	17.00	-14.905
Mid	6185	-0.512	-0.777	4.528	17.00	-12.472
High	6345	-0.662	-0.744	4.479	17.00	-12.521

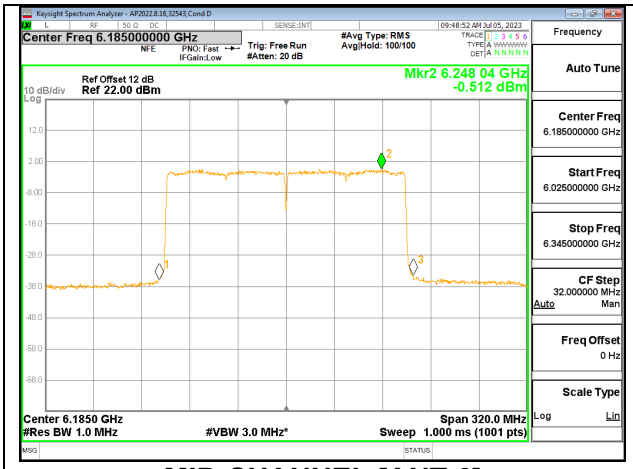

MID CHANNEL [ANT 6]

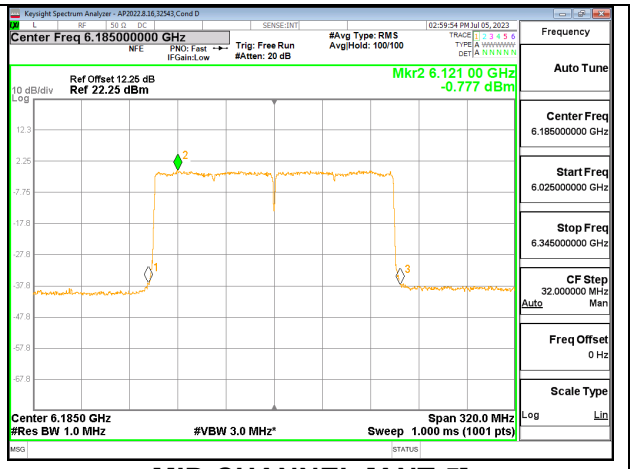

MID CHANNEL [ANT 5]

UL VERIFICATION SERVICES INC.
47173 Benicia Street, Fremont, CA 94538; USA TEL:(510) 319-4000 FAX:(510) 661-0888

This report shall not be reproduced except in full, without the written approval of UL Verification Services Inc.

9.4.5. 802.11ax HE20 MODE IN THE UNII-7 BAND

1TX Antenna 6 MODE (FCC) – 26 Tones, RU Index 0

Test Engineer:	32543
Test Date:	7/6/2023

Antenna Gain and Limits

Channel	Frequency (MHz)	Directional Gain (dBi)	EIRP Power Limit (dBm)	EIRP PSD Limit (dBm/ 1MHz)
Low	6535	1.00	30.00	17.00
Mid	6715	1.00	30.00	17.00
High	6855	1.00	30.00	17.00

Duty Cycle CF (dB)	0.00	**Included in Calculations of Corr'd PSD**

Output Power Results

Channel	Frequency (MHz)	Antenna 6 Meas Power (dBm)	Total EIRP Corr'd Power (dBm)	EIRP Power Limit (dBm)	Power Margin (dB)
Low	6535	10.47	11.47	30.00	-18.53
Mid	6715	10.45	11.45	30.00	-18.55
High	6855	10.47	11.47	30.00	-18.53

PSD Results

Channel	Frequency (MHz)	Antenna 6 Meas PSD (dBm/1MHz)	Total EIRP Corr'd PSD (dBm/1MHz)	EIRP PSD Limit (dBm/ 1MHz)	PSD Margin (dB)
Low	6535	8.481	9.481	17.00	-7.519
Mid	6715	8.404	9.404	17.00	-7.596
High	6855	8.442	9.442	17.00	-7.558

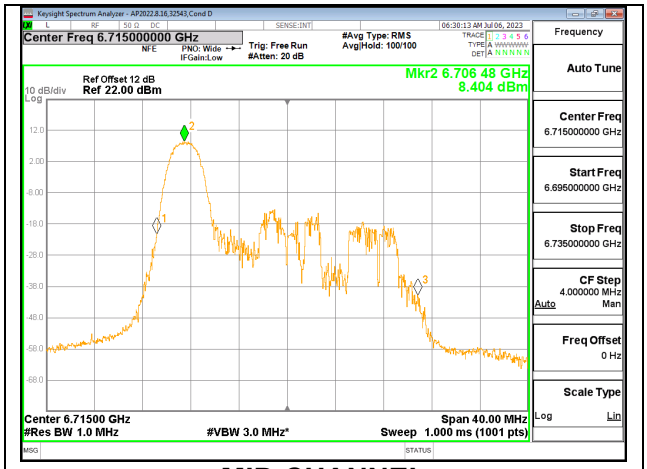

MID CHANNEL

UL VERIFICATION SERVICES INC.
47173 Benicia Street, Fremont, CA 94538; USA TEL:(510) 319-4000 FAX:(510) 661-0888

This report shall not be reproduced except in full, without the written approval of UL Verification Services Inc.

1TX Antenna 6 MODE (FCC) – 26 Tones, RU Index 4

Test Engineer:	32543
Test Date:	7/6/2023

Antenna Gain and Limits

Channel	Frequency (MHz)	Directional Gain (dBi)	EIRP Power Limit (dBm)	EIRP PSD Limit (dBm/ 1MHz)
Low	6535	1.00	30.00	17.00
Mid	6715	1.00	30.00	17.00
High	6855	1.00	30.00	17.00

Duty Cycle CF (dB)	0.00	**Included in Calculations of Corr'd PSD**

Output Power Results

Channel	Frequency (MHz)	Antenna 6 Meas Power (dBm)	Total EIRP Corr'd Power (dBm)	EIRP Power Limit (dBm)	Power Margin (dB)
Low	6535	10.30	11.30	30.00	-18.70
Mid	6715	10.47	11.47	30.00	-18.53
High	6855	10.45	11.45	30.00	-18.55

PSD Results

Channel	Frequency (MHz)	Antenna 6 Meas PSD (dBm/1MHz)	Total EIRP Corr'd PSD (dBm/1MHz)	EIRP PSD Limit (dBm/ 1MHz)	PSD Margin (dB)
Low	6535	7.031	8.031	17.00	-8.969
Mid	6715	6.974	7.974	17.00	-9.026
High	6855	7.275	8.275	17.00	-8.725

MID CHANNEL

UL VERIFICATION SERVICES INC.
47173 Benicia Street, Fremont, CA 94538; USA TEL:(510) 319-4000 FAX:(510) 661-0888

This report shall not be reproduced except in full, without the written approval of UL Verification Services Inc.

1TX Antenna 6 MODE (FCC) – 26 Tones, RU Index 8

Test Engineer:	32543
Test Date:	7/6/2023

Antenna Gain and Limits

Channel	Frequency (MHz)	Directional Gain (dBi)	EIRP Power Limit (dBm)	EIRP PSD Limit (dBm/ 1MHz)
Low	6535	1.00	30.00	17.00
Mid	6715	1.00	30.00	17.00
High	6855	1.00	30.00	17.00

Duty Cycle CF (dB)	0.00	**Included in Calculations of Corr'd PSD**

Output Power Results

Channel	Frequency (MHz)	Antenna 6 Meas Power (dBm)	Total EIRP Corr'd Power (dBm)	EIRP Power Limit (dBm)	Power Margin (dB)
Low	6535	10.42	11.42	30.00	-18.58
Mid	6715	10.45	11.45	30.00	-18.55
High	6855	10.41	11.41	30.00	-18.59

PSD Results

Channel	Frequency (MHz)	Antenna 6 Meas PSD (dBm/1MHz)	Total EIRP Corr'd PSD (dBm/1MHz)	EIRP PSD Limit (dBm/ 1MHz)	PSD Margin (dB)
Low	6535	8.162	9.162	17.00	-7.838
Mid	6715	8.347	9.347	17.00	-7.653
High	6855	8.461	9.461	17.00	-7.539

MID CHANNEL

UL VERIFICATION SERVICES INC.
47173 Benicia Street, Fremont, CA 94538; USA TEL:(510) 319-4000 FAX:(510) 661-0888

This report shall not be reproduced except in full, without the written approval of UL Verification Services Inc.

1TX Antenna 6 MODE (FCC) – SU Mode

Test Engineer:	32543
Test Date:	7/6/2023

Antenna Gain and Limits

Channel	Frequency (MHz)	Directional Gain (dBi)	EIRP Power Limit (dBm)	EIRP PSD Limit (dBm/ 1MHz)
Low	6535	1.00	30.00	17.00
Mid	6715	1.00	30.00	17.00
High	6855	1.00	30.00	17.00

Duty Cycle CF (dB)	0.00	**Included in Calculations of Corr'd PSD**

Output Power Results

Channel	Frequency (MHz)	Antenna 6 Meas Power (dBm)	Total EIRP Corr'd Power (dBm)	EIRP Power Limit (dBm)	Power Margin (dB)
Low	6535	18.46	19.46	30.00	-10.54
Mid	6715	18.45	19.45	30.00	-10.55
High	6855	18.47	19.47	30.00	-10.53

PSD Results

Channel	Frequency (MHz)	Antenna 6 Meas PSD (dBm/1MHz)	Total EIRP Corr'd PSD (dBm/1MHz)	EIRP PSD Limit (dBm/ 1MHz)	PSD Margin (dB)
Low	6535	6.970	7.970	17.00	-9.030
Mid	6715	7.154	8.154	17.00	-8.846
High	6855	7.292	8.292	17.00	-8.708

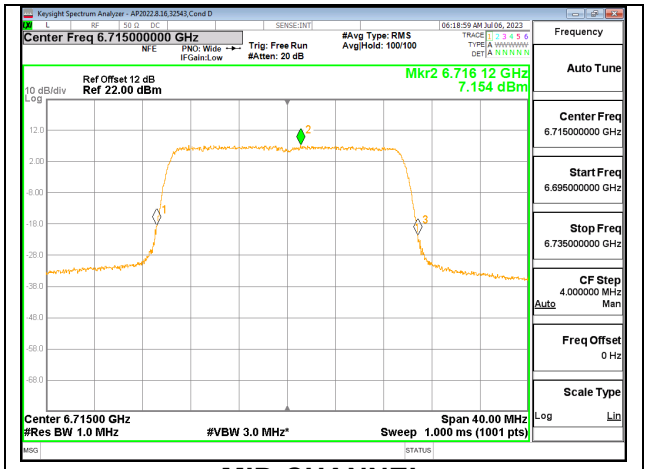

MID CHANNEL

UL VERIFICATION SERVICES INC.
47173 Benicia Street, Fremont, CA 94538; USA TEL:(510) 319-4000 FAX:(510) 661-0888

This report shall not be reproduced except in full, without the written approval of UL Verification Services Inc.

1TX Antenna 5 MODE (FCC) – 26 Tones, RU Index 0

Test Engineer:	32543
Test Date:	7/6/2023

Antenna Gain and Limits

Channel	Frequency (MHz)	Directional Gain (dBi)	EIRP Power Limit (dBm)	EIRP PSD Limit (dBm/ 1MHz)
Low	6535	-1.10	30.00	17.00
Mid	6715	-1.10	30.00	17.00
High	6855	-1.10	30.00	17.00

Duty Cycle CF (dB)	0.00	**Included in Calculations of Corr'd PSD**

Output Power Results

Channel	Frequency (MHz)	Antenna 5 Meas Power (dBm)	Total EIRP Corr'd Power (dBm)	EIRP Power Limit (dBm)	Power Margin (dB)
Low	6535	10.48	9.38	30.00	-20.62
Mid	6715	10.42	9.32	30.00	-20.68
High	6855	10.43	9.33	30.00	-20.67

PSD Results

Channel	Frequency (MHz)	Antenna 5 Meas PSD (dBm/1MHz)	Total EIRP Corr'd PSD (dBm/1MHz)	EIRP PSD Limit (dBm/ 1MHz)	PSD Margin (dB)
Low	6535	8.114	7.014	17.00	-9.986
Mid	6715	8.054	6.954	17.00	-10.046
High	6855	8.162	7.062	17.00	-9.938

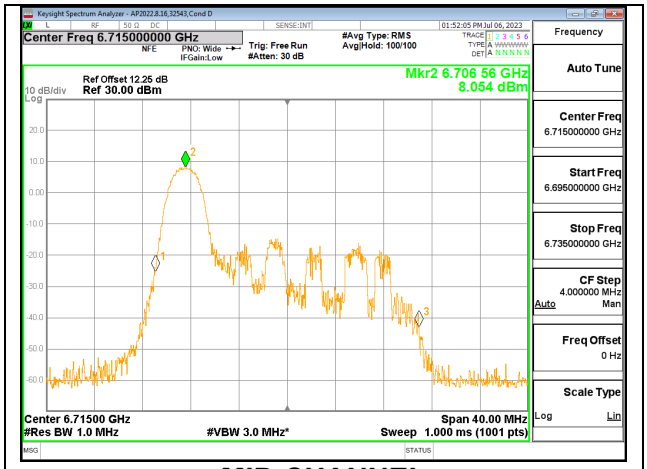

MID CHANNEL

UL VERIFICATION SERVICES INC.
47173 Benicia Street, Fremont, CA 94538; USA TEL:(510) 319-4000 FAX:(510) 661-0888

This report shall not be reproduced except in full, without the written approval of UL Verification Services Inc.

1TX Antenna 5 MODE (FCC) – 26 Tones, RU Index 4

Test Engineer:	32543
Test Date:	7/6/2023

Antenna Gain and Limits

Channel	Frequency (MHz)	Directional Gain (dBi)	EIRP Power Limit (dBm)	EIRP PSD Limit (dBm/ 1MHz)
Low	6535	-1.10	30.00	17.00
Mid	6715	-1.10	30.00	17.00
High	6855	-1.10	30.00	17.00

Duty Cycle CF (dB)	0.00	**Included in Calculations of Corr'd PSD**

Output Power Results

Channel	Frequency (MHz)	Antenna 5 Meas Power (dBm)	Total EIRP Corr'd Power (dBm)	EIRP Power Limit (dBm)	Power Margin (dB)
Low	6535	10.46	9.36	30.00	-20.64
Mid	6715	10.43	9.33	30.00	-20.67
High	6855	10.48	9.38	30.00	-20.62

PSD Results

Channel	Frequency (MHz)	Antenna 5 Meas PSD (dBm/1MHz)	Total EIRP Corr'd PSD (dBm/1MHz)	EIRP PSD Limit (dBm/ 1MHz)	PSD Margin (dB)
Low	6535	6.813	5.713	17.00	-11.287
Mid	6715	6.878	5.778	17.00	-11.222
High	6855	7.193	6.093	17.00	-10.907

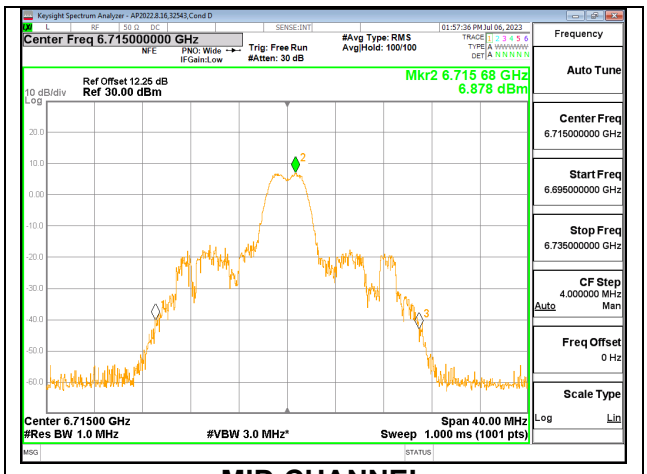

MID CHANNEL

UL VERIFICATION SERVICES INC.
47173 Benicia Street, Fremont, CA 94538; USA TEL:(510) 319-4000 FAX:(510) 661-0888

This report shall not be reproduced except in full, without the written approval of UL Verification Services Inc.

1TX Antenna 5 MODE (FCC) – 26 Tones, RU Index 8

Test Engineer:	32543
Test Date:	7/6/2023

Antenna Gain and Limits

Channel	Frequency (MHz)	Directional Gain (dBi)	EIRP Power Limit (dBm)	EIRP PSD Limit (dBm/ 1MHz)
Low	6535	-1.10	30.00	17.00
Mid	6715	-1.10	30.00	17.00
High	6855	-1.10	30.00	17.00

Duty Cycle CF (dB)	0.00	**Included in Calculations of Corr'd PSD**

Output Power Results

Channel	Frequency (MHz)	Antenna 5 Meas Power (dBm)	Total EIRP Corr'd Power (dBm)	EIRP Power Limit (dBm)	Power Margin (dB)
Low	6535	10.45	9.35	30.00	-20.65
Mid	6715	10.45	9.35	30.00	-20.65
High	6855	10.46	9.36	30.00	-20.64

PSD Results

Channel	Frequency (MHz)	Antenna 5 Meas PSD (dBm/1MHz)	Total EIRP Corr'd PSD (dBm/1MHz)	EIRP PSD Limit (dBm/ 1MHz)	PSD Margin (dB)
Low	6535	8.229	7.129	17.00	-9.871
Mid	6715	8.439	7.339	17.00	-9.661
High	6855	8.190	7.090	17.00	-9.910

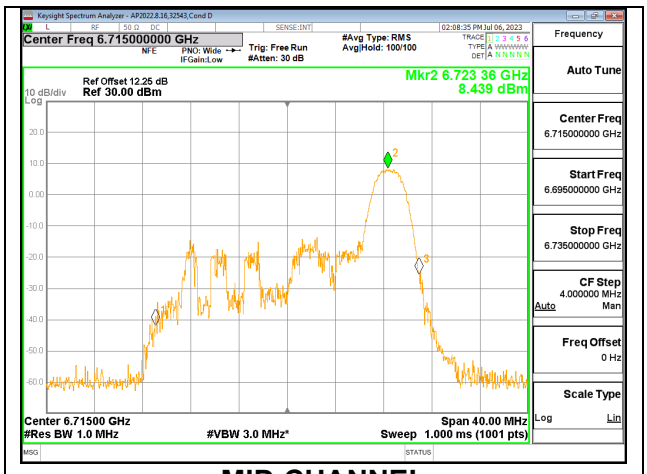

MID CHANNEL

UL VERIFICATION SERVICES INC.
47173 Benicia Street, Fremont, CA 94538; USA TEL:(510) 319-4000 FAX:(510) 661-0888

This report shall not be reproduced except in full, without the written approval of UL Verification Services Inc.

1TX Antenna 5 MODE (FCC) – SU Mode

Test Engineer:	32543
Test Date:	7/6/2023

Antenna Gain and Limits

Channel	Frequency (MHz)	Directional Gain (dBi)	EIRP Power Limit (dBm)	EIRP PSD Limit (dBm/ 1MHz)
Low	6535	-1.10	30.00	17.00
Mid	6715	-1.10	30.00	17.00
High	6855	-1.10	30.00	17.00

Duty Cycle CF (dB)	0.00	**Included in Calculations of Corr'd PSD**

Output Power Results

Channel	Frequency (MHz)	Antenna 5 Meas Power (dBm)	Total EIRP Corr'd Power (dBm)	EIRP Power Limit (dBm)	Power Margin (dB)
Low	6535	18.43	17.33	30.00	-12.67
Mid	6715	18.40	17.30	30.00	-12.70
High	6855	18.46	17.36	30.00	-12.64

PSD Results

Channel	Frequency (MHz)	Antenna 5 Meas PSD (dBm/1MHz)	Total EIRP Corr'd PSD (dBm/1MHz)	EIRP PSD Limit (dBm/ 1MHz)	PSD Margin (dB)
Low	6535	7.094	5.994	17.00	-11.006
Mid	6715	6.928	5.828	17.00	-11.172
High	6855	6.975	5.875	17.00	-11.125

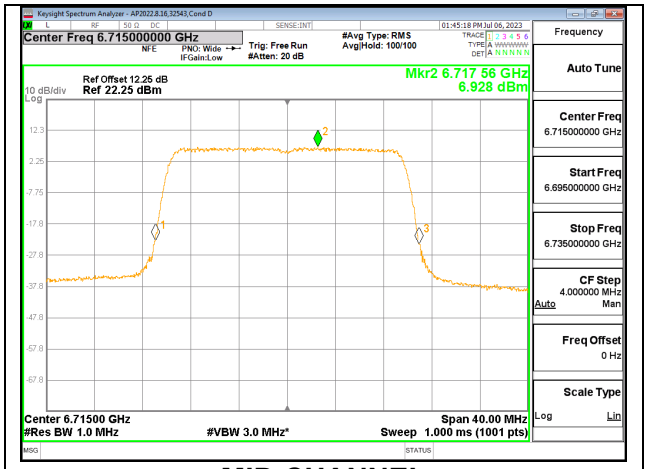

MID CHANNEL

UL VERIFICATION SERVICES INC.
47173 Benicia Street, Fremont, CA 94538; USA TEL:(510) 319-4000 FAX:(510) 661-0888

This report shall not be reproduced except in full, without the written approval of UL Verification Services Inc.

2TX Antenna 6 + Antenna 5 OFDMA MODE (FCC) – 26 Tones, RU Index 0

Test Engineer:	32543
Test Date:	7/6/2023

Antenna Gain and Limits

Channel	Frequency (MHz)	Directional Gain for Power (dBi)	Directional Gain for PSD (dBi)	EIRP Power Limit (dBm)	EIRP PSD Limit (dBm/1MHz)
Low	6535	0.08	3.02	30.00	17.00
Mid	6715	0.08	3.02	30.00	17.00
High	6855	0.08	3.02	30.00	17.00

Duty Cycle CF (dB)	0.00	**Included in Calculations of Corr'd PSD**

Output Power Results

Channel	Frequency (MHz)	Antenna 6 Meas Power (dBm)	Antenna 5 Meas Power (dBm)	Total EIRP Corr'd Power (dBm)	EIRP Power Limit (dBm)	Power Margin (dB)
Low	6535	10.45	10.42	13.52	30.00	-16.48
Mid	6715	10.44	10.47	13.54	30.00	-16.46
High	6855	10.46	10.46	13.55	30.00	-16.45

PSD Results

Channel	Frequency (MHz)	Antenna 6 Meas PSD (dBm/1MHz)	Antenna 5 Meas PSD (dBm/1MHz)	Total EIRP Corr'd PSD (dBm/ 1MHz)	EIRP PSD Limit (dBm/ 1MHz)	PSD Margin (dB)
Low	6535	8.525	8.274	14.435	17.00	-2.565
Mid	6715	8.508	8.472	14.524	17.00	-2.476
High	6855	8.529	8.153	14.379	17.00	-2.621

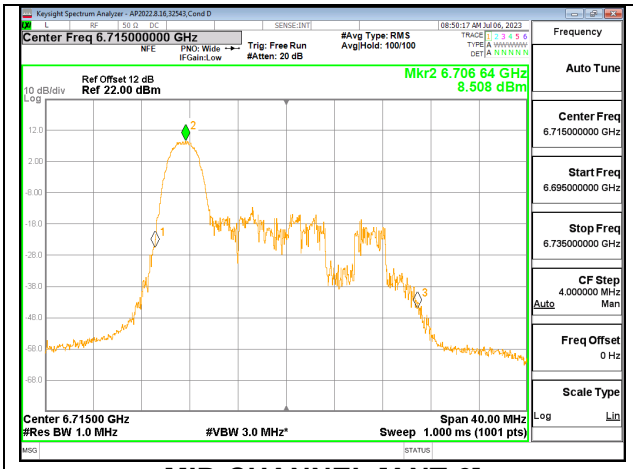

MID CHANNEL [ANT 6]

MID CHANNEL [ANT 5]

UL VERIFICATION SERVICES INC.
47173 Benicia Street, Fremont, CA 94538; USA TEL:(510) 319-4000 FAX:(510) 661-0888

This report shall not be reproduced except in full, without the written approval of UL Verification Services Inc.

2TX Antenna 6 + Antenna 5 OFDMA MODE (FCC) – 26 Tones, RU Index 4

Test Engineer:	32543
Test Date:	7/6/2023

Antenna Gain and Limits

Channel	Frequency (MHz)	Directional Gain for Power (dBi)	Directional Gain for PSD (dBi)	EIRP Power Limit (dBm)	EIRP PSD Limit (dBm/1MHz)
Low	6535	0.08	3.02	30.00	17.00
Mid	6715	0.08	3.02	30.00	17.00
High	6855	0.08	3.02	30.00	17.00

Duty Cycle CF (dB)	0.00	**Included in Calculations of Corr'd PSD**

Output Power Results

Channel	Frequency (MHz)	Antenna 6 Meas Power (dBm)	Antenna 5 Meas Power (dBm)	Total EIRP Corr'd Power (dBm)	EIRP Power Limit (dBm)	Power Margin (dB)
Low	6535	10.46	10.43	13.53	30.00	-16.47
Mid	6715	10.42	10.43	13.51	30.00	-16.49
High	6855	10.45	10.37	13.50	30.00	-16.50

PSD Results

Channel	Frequency (MHz)	Antenna 6 Meas PSD (dBm/1MHz)	Antenna 5 Meas PSD (dBm/1MHz)	Total EIRP Corr'd PSD (dBm/ 1MHz)	EIRP PSD Limit (dBm/ 1MHz)	PSD Margin (dB)
Low	6535	7.404	7.165	13.320	17.00	-3.680
Mid	6715	7.023	7.105	13.098	17.00	-3.902
High	6855	7.119	6.900	13.045	17.00	-3.955

MID CHANNEL [ANT 6]

MID CHANNEL [ANT 5]

UL VERIFICATION SERVICES INC.
47173 Benicia Street, Fremont, CA 94538; USA TEL:(510) 319-4000 FAX:(510) 661-0888

This report shall not be reproduced except in full, without the written approval of UL Verification Services Inc.

2TX Antenna 6 + Antenna 5 OFDMA MODE (FCC) – 26 Tones, RU Index 8

Test Engineer:	32543
Test Date:	7/6/2023

Antenna Gain and Limits

Channel	Frequency (MHz)	Directional Gain for Power (dBi)	Directional Gain for PSD (dBi)	EIRP Power Limit (dBm)	EIRP PSD Limit (dBm/1MHz)
Low	6535	0.08	3.02	30.00	17.00
Mid	6715	0.08	3.02	30.00	17.00
High	6855	0.08	3.02	30.00	17.00

Duty Cycle CF (dB)	0.00	**Included in Calculations of Corr'd PSD**

Output Power Results

Channel	Frequency (MHz)	Antenna 6 Meas Power (dBm)	Antenna 5 Meas Power (dBm)	Total EIRP Corr'd Power (dBm)	EIRP Power Limit (dBm)	Power Margin (dB)
Low	6535	10.45	10.43	13.53	30.00	-16.47
Mid	6715	10.43	10.46	13.53	30.00	-16.47
High	6855	10.48	10.43	13.54	30.00	-16.46

PSD Results

Channel	Frequency (MHz)	Antenna 6 Meas PSD (dBm/1MHz)	Antenna 5 Meas PSD (dBm/1MHz)	Total EIRP Corr'd PSD (dBm/ 1MHz)	EIRP PSD Limit (dBm/ 1MHz)	PSD Margin (dB)
Low	6535	8.310	8.276	14.327	17.00	-2.673
Mid	6715	8.463	8.525	14.528	17.00	-2.472
High	6855	8.444	8.328	14.420	17.00	-2.580

MID CHANNEL [ANT 6]

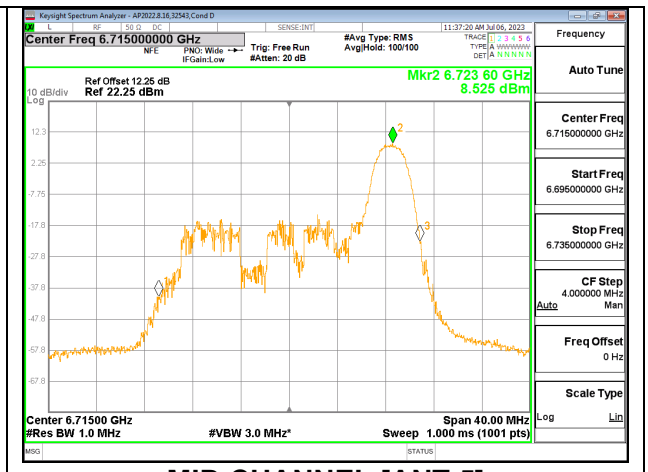

MID CHANNEL [ANT 5]

UL VERIFICATION SERVICES INC.
47173 Benicia Street, Fremont, CA 94538; USA TEL:(510) 319-4000 FAX:(510) 661-0888

This report shall not be reproduced except in full, without the written approval of UL Verification Services Inc.

2TX Antenna 6 + Antenna 5 OFDMA MODE (FCC) – SU Mode

Test Engineer:	32543
Test Date:	7/6/2023

Antenna Gain and Limits

Channel	Frequency (MHz)	Directional Gain for Power (dBi)	Directional Gain for PSD (dBi)	EIRP Power Limit (dBm)	EIRP PSD Limit (dBm/1MHz)
Low	6535	0.08	3.02	30.00	17.00
Mid	6715	0.08	3.02	30.00	17.00
High	6855	0.08	3.02	30.00	17.00

Duty Cycle CF (dB)	0.00	**Included in Calculations of Corr'd PSD**

Output Power Results

Channel	Frequency (MHz)	Antenna 6 Meas Power (dBm)	Antenna 5 Meas Power (dBm)	Total EIRP Corr'd Power (dBm)	EIRP Power Limit (dBm)	Power Margin (dB)
Low	6535	18.47	18.42	21.53	30.00	-8.47
Mid	6715	18.45	18.40	21.51	30.00	-8.49
High	6855	18.43	18.46	21.53	30.00	-8.47

PSD Results

Channel	Frequency (MHz)	Antenna 6 Meas PSD (dBm/1MHz)	Antenna 5 Meas PSD (dBm/1MHz)	Total EIRP Corr'd PSD (dBm/ 1MHz)	EIRP PSD Limit (dBm/ 1MHz)	PSD Margin (dB)
Low	6535	6.883	6.926	12.938	17.00	-4.062
Mid	6715	7.150	7.247	13.233	17.00	-3.767
High	6855	7.211	7.193	13.236	17.00	-3.764

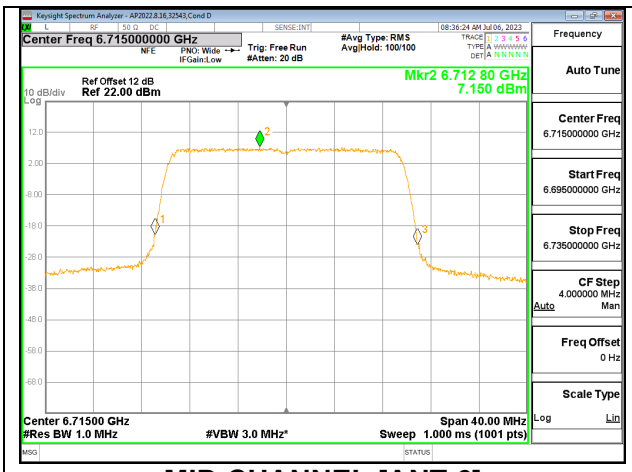

MID CHANNEL [ANT 6]

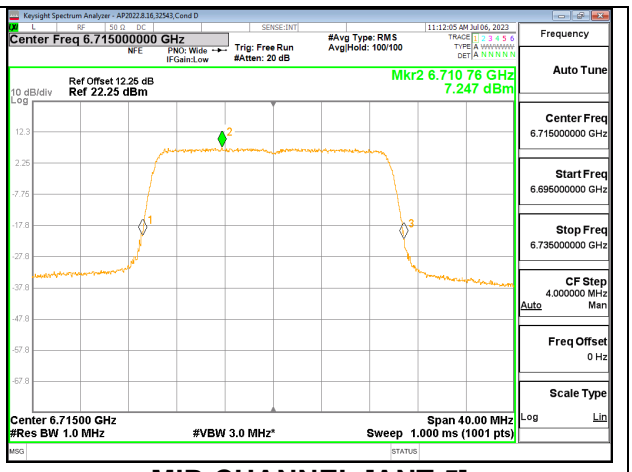

MID CHANNEL [ANT 5]

UL VERIFICATION SERVICES INC.
47173 Benicia Street, Fremont, CA 94538; USA TEL:(510) 319-4000 FAX:(510) 661-0888

This report shall not be reproduced except in full, without the written approval of UL Verification Services Inc.

9.4.6. 802.11ax HE40 MODE IN THE UNII-7 BAND

1TX Antenna 6 MODE (FCC) – 26 Tones, RU Index 0

Test Engineer:	32543
Test Date:	7/6/2023

Antenna Gain and Limits

Channel	Frequency (MHz)	Directional Gain (dBi)	EIRP Power Limit (dBm)	EIRP PSD Limit (dBm/ 1MHz)
Low	6565	1.00	30.00	17.00
Mid	6685	1.00	30.00	17.00
High	6845	1.00	30.00	17.00

Duty Cycle CF (dB)	0.00	**Included in Calculations of Corr'd PSD**

Output Power Results

Channel	Frequency (MHz)	Antenna 6 Meas Power (dBm)	Total EIRP Corr'd Power (dBm)	EIRP Power Limit (dBm)	Power Margin (dB)
Low	6565	7.41	8.41	30.00	-21.59
Mid	6685	7.47	8.47	30.00	-21.53
High	6845	7.42	8.42	30.00	-21.58

PSD Results

Channel	Frequency (MHz)	Antenna 6 Meas PSD (dBm/1MHz)	Total EIRP Corr'd PSD (dBm/1MHz)	EIRP PSD Limit (dBm/ 1MHz)	PSD Margin (dB)
Low	6565	5.263	6.263	17.00	-10.737
Mid	6685	5.019	6.019	17.00	-10.981
High	6845	5.188	6.188	17.00	-10.812

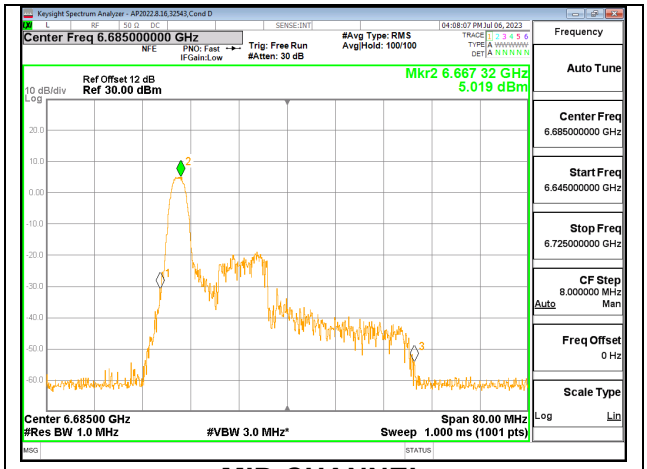

MID CHANNEL

UL VERIFICATION SERVICES INC.
47173 Benicia Street, Fremont, CA 94538; USA TEL:(510) 319-4000 FAX:(510) 661-0888

This report shall not be reproduced except in full, without the written approval of UL Verification Services Inc.

1TX Antenna 6 MODE (FCC) – 26 Tones, RU Index 8

Test Engineer:	32543
Test Date:	7/6/2023

Antenna Gain and Limits

Channel	Frequency (MHz)	Directional Gain (dBi)	EIRP Power Limit (dBm)	EIRP PSD Limit (dBm/ 1MHz)
Low	6565	1.00	30.00	17.00
Mid	6685	1.00	30.00	17.00
High	6845	1.00	30.00	17.00

Duty Cycle CF (dB)	0.00	**Included in Calculations of Corr'd PSD**

Output Power Results

Channel	Frequency (MHz)	Antenna 6 Meas Power (dBm)	Total EIRP Corr'd Power (dBm)	EIRP Power Limit (dBm)	Power Margin (dB)
Low	6565	7.46	8.46	30.00	-21.54
Mid	6685	7.41	8.41	30.00	-21.59
High	6845	7.45	8.45	30.00	-21.55

PSD Results

Channel	Frequency (MHz)	Antenna 6 Meas PSD (dBm/1MHz)	Total EIRP Corr'd PSD (dBm/1MHz)	EIRP PSD Limit (dBm/ 1MHz)	PSD Margin (dB)
Low	6565	5.221	6.221	17.00	-10.779
Mid	6685	4.942	5.942	17.00	-11.058
High	6845	5.040	6.040	17.00	-10.960

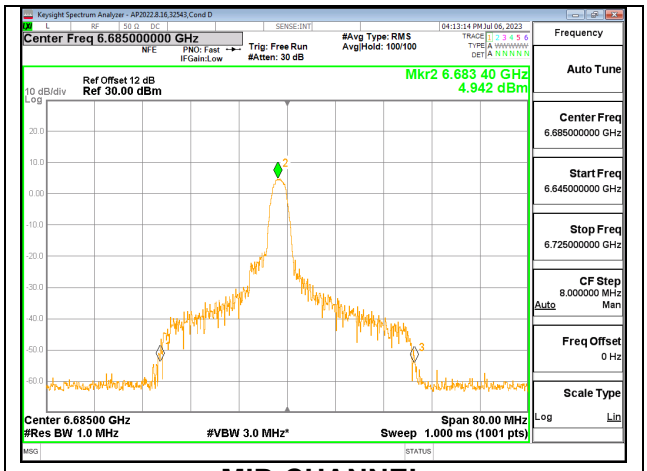

MID CHANNEL

UL VERIFICATION SERVICES INC.
47173 Benicia Street, Fremont, CA 94538; USA TEL:(510) 319-4000 FAX:(510) 661-0888

This report shall not be reproduced except in full, without the written approval of UL Verification Services Inc.

1TX Antenna 6 MODE (FCC) – 26 Tones, RU Index 17

Test Engineer:	32543
Test Date:	7/6/2023

Antenna Gain and Limits

Channel	Frequency (MHz)	Directional Gain (dBi)	EIRP Power Limit (dBm)	EIRP PSD Limit (dBm/ 1MHz)
Low	6565	1.00	30.00	17.00
Mid	6685	1.00	30.00	17.00
High	6845	1.00	30.00	17.00

Duty Cycle CF (dB)	0.00	**Included in Calculations of Corr'd PSD**

Output Power Results

Channel	Frequency (MHz)	Antenna 6 Meas Power (dBm)	Total EIRP Corr'd Power (dBm)	EIRP Power Limit (dBm)	Power Margin (dB)
Low	6565	7.45	8.45	30.00	-21.55
Mid	6685	7.46	8.46	30.00	-21.54
High	6845	7.45	8.45	30.00	-21.55

PSD Results

Channel	Frequency (MHz)	Antenna 6 Meas PSD (dBm/1MHz)	Total EIRP Corr'd PSD (dBm/1MHz)	EIRP PSD Limit (dBm/ 1MHz)	PSD Margin (dB)
Low	6565	5.338	6.338	17.00	-10.662
Mid	6685	5.178	6.178	17.00	-10.822
High	6845	5.132	6.132	17.00	-10.868

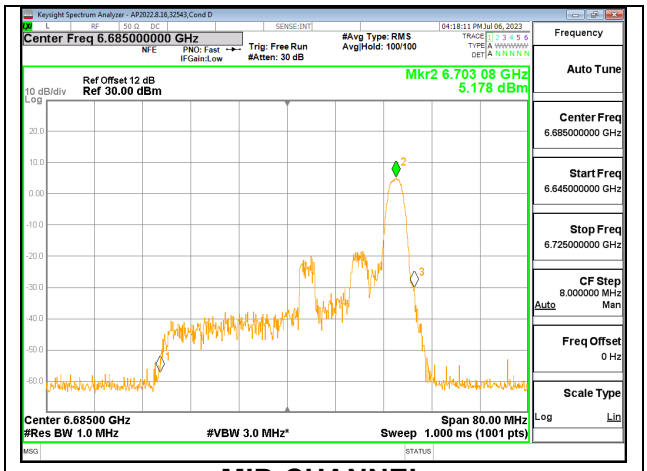

MID CHANNEL

UL VERIFICATION SERVICES INC.
47173 Benicia Street, Fremont, CA 94538; USA TEL:(510) 319-4000 FAX:(510) 661-0888

This report shall not be reproduced except in full, without the written approval of UL Verification Services Inc.

1TX Antenna 6 MODE (FCC) – SU Mode

Test Engineer:	32543
Test Date:	7/6/2023

Antenna Gain and Limits

Channel	Frequency (MHz)	Directional Gain (dBi)	EIRP Power Limit (dBm)	EIRP PSD Limit (dBm/ 1MHz)
Low	6565	1.00	30.00	17.00
Mid	6685	1.00	30.00	17.00
High	6845	1.00	30.00	17.00

Duty Cycle CF (dB)	0.00	**Included in Calculations of Corr'd PSD**

Output Power Results

Channel	Frequency (MHz)	Antenna 6 Meas Power (dBm)	Total EIRP Corr'd Power (dBm)	EIRP Power Limit (dBm)	Power Margin (dB)
Low	6565	18.42	19.42	30.00	-10.58
Mid	6685	18.47	19.47	30.00	-10.53
High	6845	18.43	19.43	30.00	-10.57

PSD Results

Channel	Frequency (MHz)	Antenna 6 Meas PSD (dBm/1MHz)	Total EIRP Corr'd PSD (dBm/1MHz)	EIRP PSD Limit (dBm/ 1MHz)	PSD Margin (dB)
Low	6565	4.360	5.360	17.00	-11.640
Mid	6685	4.486	5.486	17.00	-11.514
High	6845	4.287	5.287	17.00	-11.713

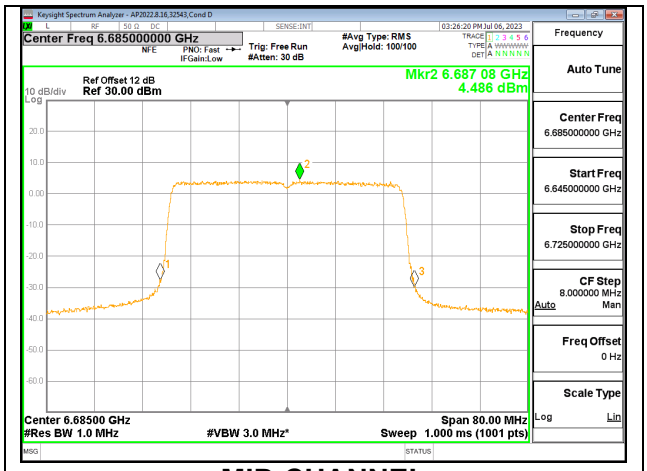

MID CHANNEL

UL VERIFICATION SERVICES INC.
47173 Benicia Street, Fremont, CA 94538; USA TEL:(510) 319-4000 FAX:(510) 661-0888

This report shall not be reproduced except in full, without the written approval of UL Verification Services Inc.

1TX Antenna 5 MODE (FCC) – 26 Tones, RU Index 0

Test Engineer:	32543
Test Date:	7/7/2023

Antenna Gain and Limits

Channel	Frequency (MHz)	Directional Gain (dBi)	EIRP Power Limit (dBm)	EIRP PSD Limit (dBm/ 1MHz)
Low	6565	-1.10	30.00	17.00
Mid	6685	-1.10	30.00	17.00
High	6845	-1.10	30.00	17.00

Duty Cycle CF (dB)	0.00	**Included in Calculations of Corr'd PSD**

Output Power Results

Channel	Frequency (MHz)	Antenna 5 Meas Power (dBm)	Total EIRP Corr'd Power (dBm)	EIRP Power Limit (dBm)	Power Margin (dB)
Low	6565	7.45	6.35	30.00	-23.65
Mid	6685	7.43	6.33	30.00	-23.67
High	6845	7.42	6.32	30.00	-23.68

PSD Results

Channel	Frequency (MHz)	Antenna 5 Meas PSD (dBm/1MHz)	Total EIRP Corr'd PSD (dBm/1MHz)	EIRP PSD Limit (dBm/ 1MHz)	PSD Margin (dB)
Low	6565	5.136	4.036	17.00	-12.964
Mid	6685	5.472	4.372	17.00	-12.628
High	6845	5.266	4.166	17.00	-12.834

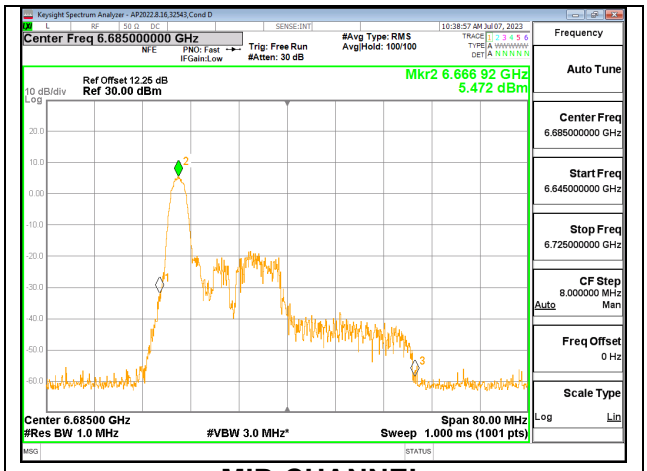

MID CHANNEL

UL VERIFICATION SERVICES INC.
47173 Benicia Street, Fremont, CA 94538; USA TEL:(510) 319-4000 FAX:(510) 661-0888

This report shall not be reproduced except in full, without the written approval of UL Verification Services Inc.

1TX Antenna 5 MODE (FCC) – 26 Tones, RU Index 8

Test Engineer:	32543
Test Date:	7/7/2023

Antenna Gain and Limits

Channel	Frequency (MHz)	Directional Gain (dBi)	EIRP Power Limit (dBm)	EIRP PSD Limit (dBm/ 1MHz)
Low	6565	-1.10	30.00	17.00
Mid	6685	-1.10	30.00	17.00
High	6845	-1.10	30.00	17.00

Duty Cycle CF (dB)	0.00	**Included in Calculations of Corr'd PSD**

Output Power Results

Channel	Frequency (MHz)	Antenna 5 Meas Power (dBm)	Total EIRP Corr'd Power (dBm)	EIRP Power Limit (dBm)	Power Margin (dB)
Low	6565	7.43	6.33	30.00	-23.67
Mid	6685	7.48	6.38	30.00	-23.62
High	6845	7.41	6.31	30.00	-23.69

PSD Results

Channel	Frequency (MHz)	Antenna 5 Meas PSD (dBm/1MHz)	Total EIRP Corr'd PSD (dBm/1MHz)	EIRP PSD Limit (dBm/ 1MHz)	PSD Margin (dB)
Low	6565	5.140	4.040	17.00	-12.960
Mid	6685	5.200	4.100	17.00	-12.900
High	6845	5.136	4.036	17.00	-12.964

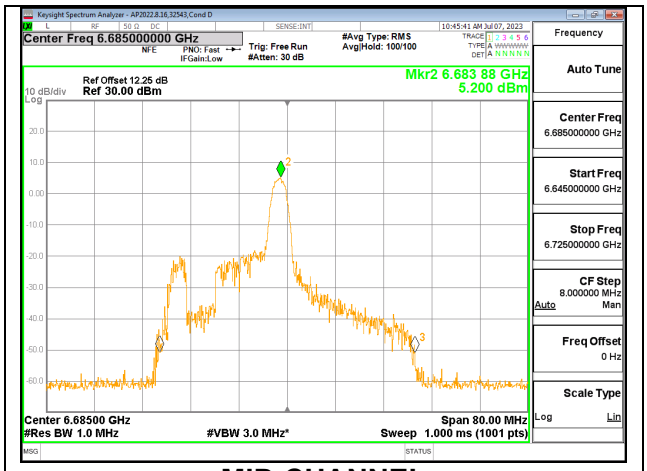

MID CHANNEL

UL VERIFICATION SERVICES INC.
47173 Benicia Street, Fremont, CA 94538; USA TEL:(510) 319-4000 FAX:(510) 661-0888

This report shall not be reproduced except in full, without the written approval of UL Verification Services Inc.

1TX Antenna 5 MODE (FCC) – 26 Tones, RU Index 17

Test Engineer:	32543
Test Date:	7/7/2023

Antenna Gain and Limits

Channel	Frequency (MHz)	Directional Gain (dBi)	EIRP Power Limit (dBm)	EIRP PSD Limit (dBm/ 1MHz)
Low	6565	-1.10	30.00	17.00
Mid	6685	-1.10	30.00	17.00
High	6845	-1.10	30.00	17.00

Duty Cycle CF (dB)	0.00	**Included in Calculations of Corr'd PSD**

Output Power Results

Channel	Frequency (MHz)	Antenna 5 Meas Power (dBm)	Total EIRP Corr'd Power (dBm)	EIRP Power Limit (dBm)	Power Margin (dB)
Low	6565	7.44	6.34	30.00	-23.66
Mid	6685	7.47	6.37	30.00	-23.63
High	6845	7.44	6.34	30.00	-23.66

PSD Results

Channel	Frequency (MHz)	Antenna 5 Meas PSD (dBm/1MHz)	Total EIRP Corr'd PSD (dBm/1MHz)	EIRP PSD Limit (dBm/ 1MHz)	PSD Margin (dB)
Low	6565	5.205	4.105	17.00	-12.895
Mid	6685	5.167	4.067	17.00	-12.933
High	6845	5.414	4.314	17.00	-12.686

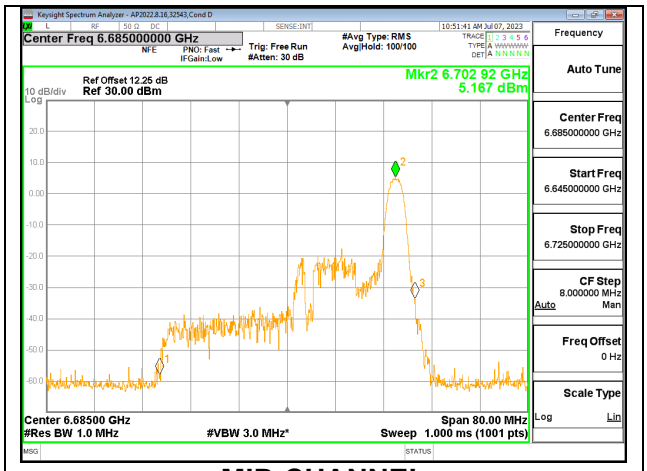

MID CHANNEL

UL VERIFICATION SERVICES INC.
47173 Benicia Street, Fremont, CA 94538; USA TEL:(510) 319-4000 FAX:(510) 661-0888

This report shall not be reproduced except in full, without the written approval of UL Verification Services Inc.

1TX Antenna 5 MODE (FCC) – SU Mode

Test Engineer:	32543
Test Date:	7/7/2023

Antenna Gain and Limits

Channel	Frequency (MHz)	Directional Gain (dBi)	EIRP Power Limit (dBm)	EIRP PSD Limit (dBm/ 1MHz)
Low	6565	-1.10	30.00	17.00
Mid	6685	-1.10	30.00	17.00
High	6845	-1.10	30.00	17.00

Duty Cycle CF (dB)	0.00	**Included in Calculations of Corr'd PSD**

Output Power Results

Channel	Frequency (MHz)	Antenna 5 Meas Power (dBm)	Total EIRP Corr'd Power (dBm)	EIRP Power Limit (dBm)	Power Margin (dB)
Low	6565	18.42	17.32	30.00	-12.68
Mid	6685	18.44	17.34	30.00	-12.66
High	6845	18.41	17.31	30.00	-12.69

PSD Results

Channel	Frequency (MHz)	Antenna 5 Meas PSD (dBm/1MHz)	Total EIRP Corr'd PSD (dBm/1MHz)	EIRP PSD Limit (dBm/ 1MHz)	PSD Margin (dB)
Low	6565	4.360	3.260	17.00	-13.740
Mid	6685	4.258	3.158	17.00	-13.842
High	6845	4.377	3.277	17.00	-13.723

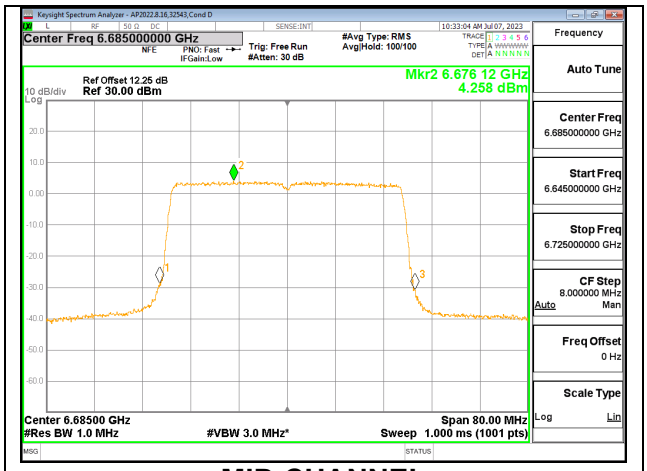

MID CHANNEL

UL VERIFICATION SERVICES INC.
47173 Benicia Street, Fremont, CA 94538; USA TEL:(510) 319-4000 FAX:(510) 661-0888

This report shall not be reproduced except in full, without the written approval of UL Verification Services Inc.

2TX Antenna 6 + Antenna 5 OFDMA MODE (FCC) – 26 Tones, RU Index 0

Test Engineer:	32543
Test Date:	7/7/2023

Antenna Gain and Limits

Channel	Frequency (MHz)	Directional Gain for Power (dBi)	Directional Gain for PSD (dBi)	EIRP Power Limit (dBm)	EIRP PSD Limit (dBm/1MHz)
Low	6565	0.08	3.02	30.00	17.00
Mid	6685	0.08	3.02	30.00	17.00
High	6845	0.08	3.02	30.00	17.00

Duty Cycle CF (dB)	0.00	**Included in Calculations of Corr'd PSD**

Output Power Results

Channel	Frequency (MHz)	Antenna 6 Meas Power (dBm)	Antenna 5 Meas Power (dBm)	Total EIRP Corr'd Power (dBm)	EIRP Power Limit (dBm)	Power Margin (dB)
Low	6565	7.43	7.45	10.53	30.00	-19.47
Mid	6685	7.41	7.44	10.51	30.00	-19.49
High	6845	7.44	7.45	10.53	30.00	-19.47

PSD Results

Channel	Frequency (MHz)	Antenna 6 Meas PSD (dBm/1MHz)	Antenna 5 Meas PSD (dBm/1MHz)	Total EIRP Corr'd PSD (dBm/ 1MHz)	EIRP PSD Limit (dBm/ 1MHz)	PSD Margin (dB)
Low	6565	4.936	5.097	11.051	17.00	-5.949
Mid	6685	4.978	5.106	11.076	17.00	-5.924
High	6845	4.920	5.009	10.999	17.00	-6.001

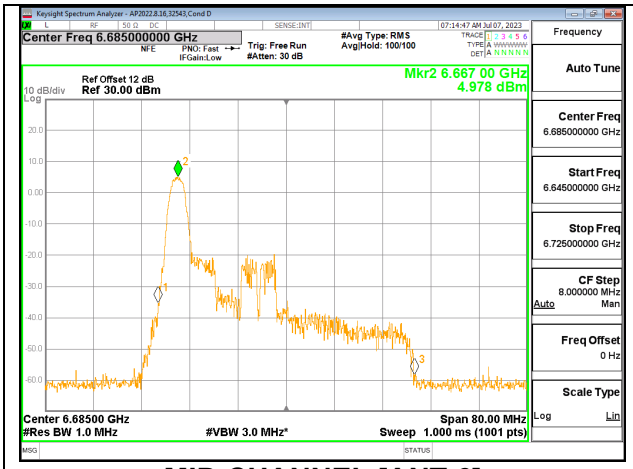

MID CHANNEL [ANT 6]

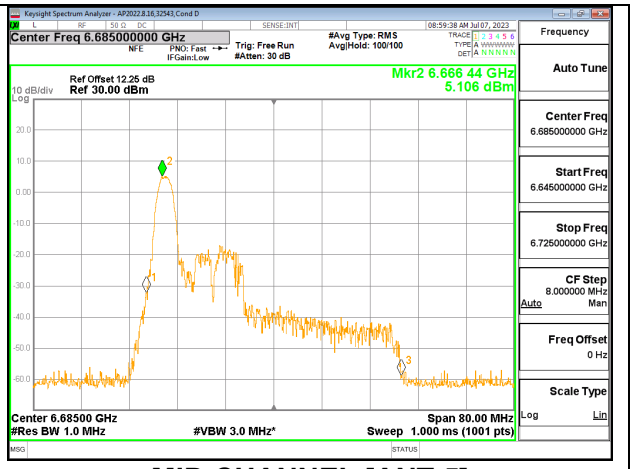

MID CHANNEL [ANT 5]

UL VERIFICATION SERVICES INC.
47173 Benicia Street, Fremont, CA 94538; USA TEL:(510) 319-4000 FAX:(510) 661-0888

This report shall not be reproduced except in full, without the written approval of UL Verification Services Inc.

2TX Antenna 6 + Antenna 5 OFDMA MODE (FCC) – 26 Tones, RU Index 8

Test Engineer:	32543
Test Date:	7/7/2023

Antenna Gain and Limits

Channel	Frequency (MHz)	Directional Gain for Power (dBi)	Directional Gain for PSD (dBi)	EIRP Power Limit (dBm)	EIRP PSD Limit (dBm/1MHz)
Low	6565	0.08	3.02	30.00	17.00
Mid	6685	0.08	3.02	30.00	17.00
High	6845	0.08	3.02	30.00	17.00

Duty Cycle CF (dB)	0.00	**Included in Calculations of Corr'd PSD**

Output Power Results

Channel	Frequency (MHz)	Antenna 6 Meas Power (dBm)	Antenna 5 Meas Power (dBm)	Total EIRP Corr'd Power (dBm)	EIRP Power Limit (dBm)	Power Margin (dB)
Low	6565	7.43	7.47	10.54	30.00	-19.46
Mid	6685	7.42	7.40	10.50	30.00	-19.50
High	6845	7.46	7.44	10.54	30.00	-19.46

PSD Results

Channel	Frequency (MHz)	Antenna 6 Meas PSD (dBm/1MHz)	Antenna 5 Meas PSD (dBm/1MHz)	Total EIRP Corr'd PSD (dBm/ 1MHz)	EIRP PSD Limit (dBm/ 1MHz)	PSD Margin (dB)
Low	6565	5.099	5.186	11.177	17.00	-5.823
Mid	6685	5.011	5.365	11.226	17.00	-5.774
High	6845	5.251	5.078	11.199	17.00	-5.801

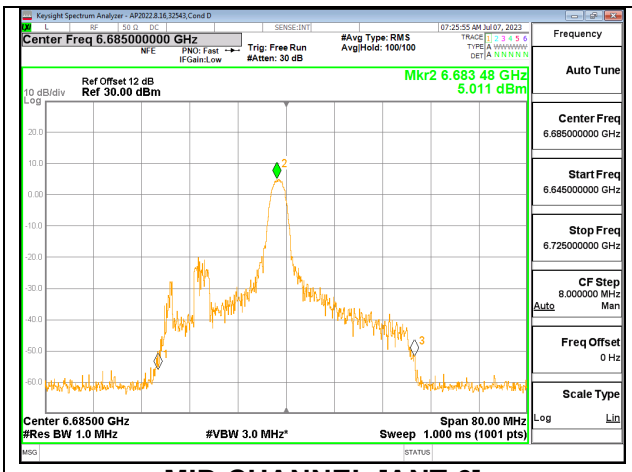

MID CHANNEL [ANT 6]

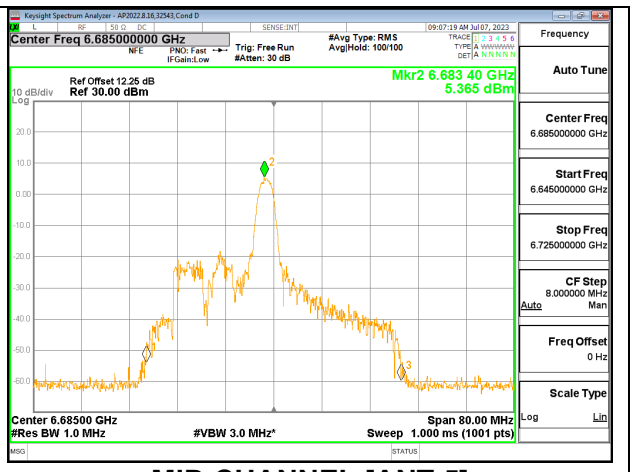

MID CHANNEL [ANT 5]

UL VERIFICATION SERVICES INC.
47173 Benicia Street, Fremont, CA 94538; USA TEL:(510) 319-4000 FAX:(510) 661-0888

This report shall not be reproduced except in full, without the written approval of UL Verification Services Inc.

2TX Antenna 6 + Antenna 5 OFDMA MODE (FCC) – 26 Tones, RU Index 17

Test Engineer:	32543
Test Date:	7/7/2023

Antenna Gain and Limits

Channel	Frequency (MHz)	Directional Gain for Power (dBi)	Directional Gain for PSD (dBi)	EIRP Power Limit (dBm)	EIRP PSD Limit (dBm/1MHz)
Low	6565	0.08	3.02	30.00	17.00
Mid	6685	0.08	3.02	30.00	17.00
High	6845	0.08	3.02	30.00	17.00

Duty Cycle CF (dB)	0.00	**Included in Calculations of Corr'd PSD**

Output Power Results

Channel	Frequency (MHz)	Antenna 6 Meas Power (dBm)	Antenna 5 Meas Power (dBm)	Total EIRP Corr'd Power (dBm)	EIRP Power Limit (dBm)	Power Margin (dB)
Low	6565	7.44	7.43	10.52	30.00	-19.48
Mid	6685	7.45	7.46	10.54	30.00	-19.46
High	6845	7.44	7.40	10.51	30.00	-19.49

PSD Results

Channel	Frequency (MHz)	Antenna 6 Meas PSD (dBm/1MHz)	Antenna 5 Meas PSD (dBm/1MHz)	Total EIRP Corr'd PSD (dBm/ 1MHz)	EIRP PSD Limit (dBm/ 1MHz)	PSD Margin (dB)
Low	6565	5.241	5.004	11.158	17.00	-5.842
Mid	6685	5.303	5.203	11.287	17.00	-5.713
High	6845	5.188	5.211	11.233	17.00	-5.767

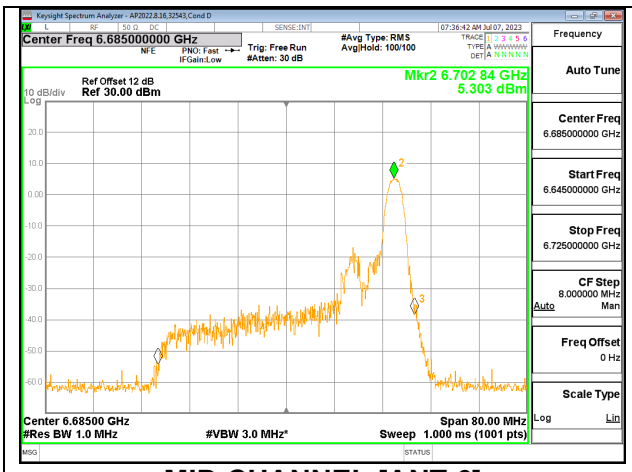

MID CHANNEL [ANT 6]

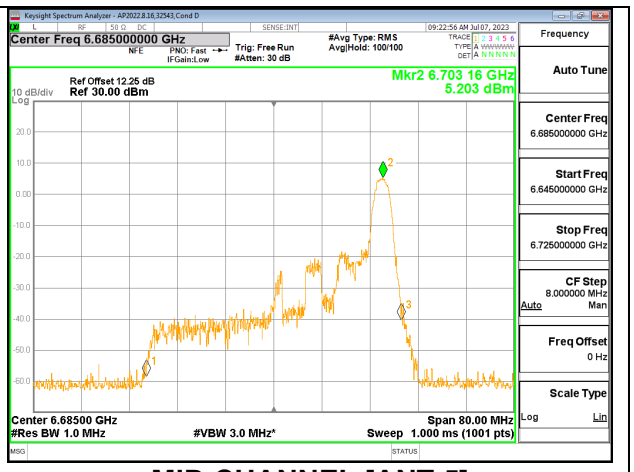

MID CHANNEL [ANT 5]

UL VERIFICATION SERVICES INC.
47173 Benicia Street, Fremont, CA 94538; USA TEL:(510) 319-4000 FAX:(510) 661-0888

This report shall not be reproduced except in full, without the written approval of UL Verification Services Inc.

2TX Antenna 6 + Antenna 5 OFDMA MODE (FCC) – SU Mode

Test Engineer:	32543
Test Date:	7/7/2023

Antenna Gain and Limits

Channel	Frequency (MHz)	Directional Gain for Power (dBi)	Directional Gain for PSD (dBi)	EIRP Power Limit (dBm)	EIRP PSD Limit (dBm/1MHz)
Low	6565	0.08	3.02	30.00	17.00
Mid	6685	0.08	3.02	30.00	17.00
High	6845	0.08	3.02	30.00	17.00

Duty Cycle CF (dB)	0.00	**Included in Calculations of Corr'd PSD**

Output Power Results

Channel	Frequency (MHz)	Antenna 6 Meas Power (dBm)	Antenna 5 Meas Power (dBm)	Total EIRP Corr'd Power (dBm)	EIRP Power Limit (dBm)	Power Margin (dB)
Low	6565	18.48	18.46	21.56	30.00	-8.44
Mid	6685	18.45	18.44	21.53	30.00	-8.47
High	6845	18.40	18.42	21.50	30.00	-8.50

PSD Results

Channel	Frequency (MHz)	Antenna 6 Meas PSD (dBm/1MHz)	Antenna 5 Meas PSD (dBm/1MHz)	Total EIRP Corr'd PSD (dBm/ 1MHz)	EIRP PSD Limit (dBm/ 1MHz)	PSD Margin (dB)
Low	6565	3.965	4.250	10.144	17.00	-6.856
Mid	6685	4.133	4.012	10.107	17.00	-6.893
High	6845	4.208	4.016	10.147	17.00	-6.853

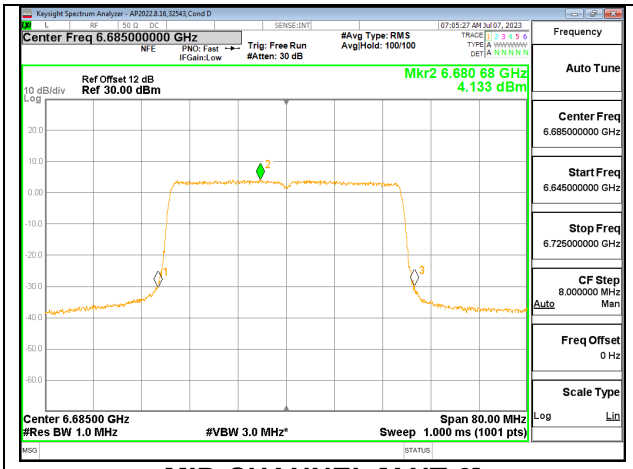

MID CHANNEL [ANT 6]

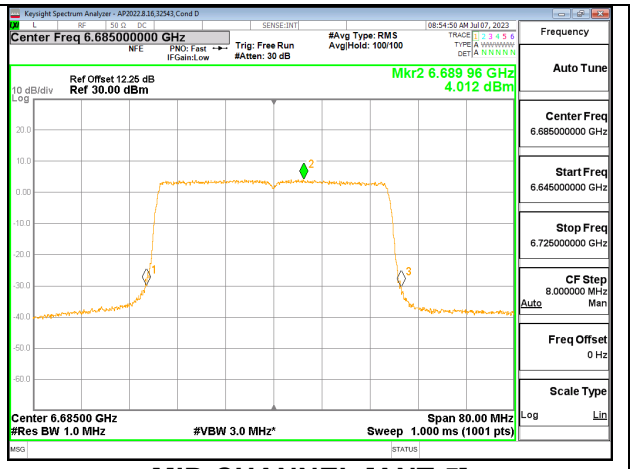

MID CHANNEL [ANT 5]

UL VERIFICATION SERVICES INC.
47173 Benicia Street, Fremont, CA 94538; USA TEL:(510) 319-4000 FAX:(510) 661-0888

This report shall not be reproduced except in full, without the written approval of UL Verification Services Inc.

9.4.7. 802.11ax HE80 MODE IN THE UNII-7 BAND

1TX Antenna 6 MODE (FCC) – 26 Tones, RU Index 0

Test Engineer:	32543
Test Date:	7/7/2023

Antenna Gain and Limits

Channel	Frequency (MHz)	Directional Gain (dBi)	EIRP Power Limit (dBm)	EIRP PSD Limit (dBm/ 1MHz)
Low	6625	1.00	30.00	17.00
Mid	6705	1.00	30.00	17.00
High	6785	1.00	30.00	17.00

Duty Cycle CF (dB)	0.00	**Included in Calculations of Corr'd PSD**

Output Power Results

Channel	Frequency (MHz)	Antenna 6 Meas Power (dBm)	Total EIRP Corr'd Power (dBm)	EIRP Power Limit (dBm)	Power Margin (dB)
Low	6625	4.43	5.43	30.00	-24.57
Mid	6705	4.45	5.45	30.00	-24.55
High	6785	4.46	5.46	30.00	-24.54

PSD Results

Channel	Frequency (MHz)	Antenna 6 Meas PSD (dBm/1MHz)	Total EIRP Corr'd PSD (dBm/1MHz)	EIRP PSD Limit (dBm/ 1MHz)	PSD Margin (dB)
Low	6625	1.835	2.835	17.00	-14.165
Mid	6705	2.110	3.110	17.00	-13.890
High	6785	2.091	3.091	17.00	-13.909

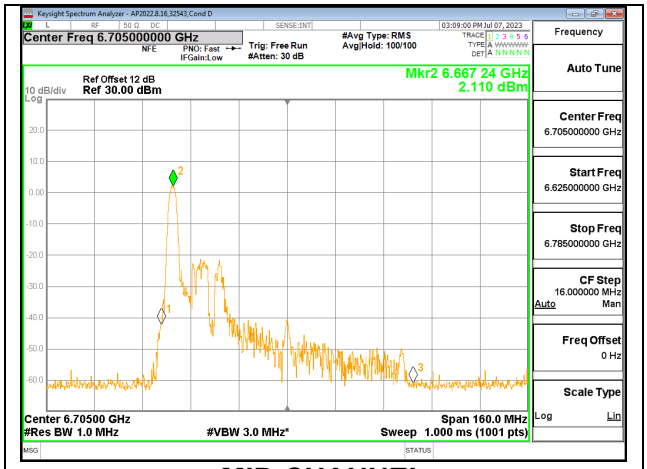

MID CHANNEL

UL VERIFICATION SERVICES INC.
47173 Benicia Street, Fremont, CA 94538; USA TEL:(510) 319-4000 FAX:(510) 661-0888

This report shall not be reproduced except in full, without the written approval of UL Verification Services Inc.

1TX Antenna 6 MODE (FCC) – 26 Tones, RU Index 18

Test Engineer:	32543
Test Date:	7/7/2023

Antenna Gain and Limits

Channel	Frequency (MHz)	Directional Gain (dBi)	EIRP Power Limit (dBm)	EIRP PSD Limit (dBm/ 1MHz)
Low	6625	1.00	30.00	17.00
Mid	6705	1.00	30.00	17.00
High	6785	1.00	30.00	17.00

Duty Cycle CF (dB)	0.00	**Included in Calculations of Corr'd PSD**

Output Power Results

Channel	Frequency (MHz)	Antenna 6 Meas Power (dBm)	Total EIRP Corr'd Power (dBm)	EIRP Power Limit (dBm)	Power Margin (dB)
Low	6625	4.41	5.41	30.00	-24.59
Mid	6705	4.48	5.48	30.00	-24.52
High	6785	4.47	5.47	30.00	-24.53

PSD Results

Channel	Frequency (MHz)	Antenna 6 Meas PSD (dBm/1MHz)	Total EIRP Corr'd PSD (dBm/1MHz)	EIRP PSD Limit (dBm/ 1MHz)	PSD Margin (dB)
Low	6625	0.656	1.656	17.00	-15.344
Mid	6705	0.678	1.678	17.00	-15.322
High	6785	0.614	1.614	17.00	-15.386

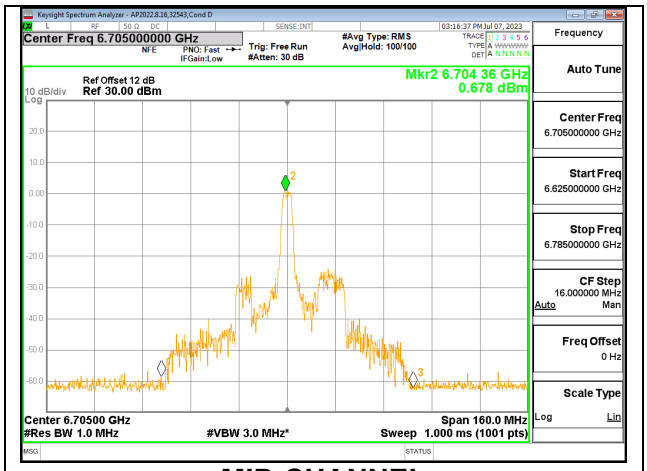

MID CHANNEL

UL VERIFICATION SERVICES INC.
47173 Benicia Street, Fremont, CA 94538; USA TEL:(510) 319-4000 FAX:(510) 661-0888

This report shall not be reproduced except in full, without the written approval of UL Verification Services Inc.

1TX Antenna 6 MODE (FCC) – 26 Tones, RU Index 36

Test Engineer:	32543
Test Date:	7/7/2023

Antenna Gain and Limits

Channel	Frequency (MHz)	Directional Gain (dBi)	EIRP Power Limit (dBm)	EIRP PSD Limit (dBm/ 1MHz)
Low	6625	1.00	30.00	17.00
Mid	6705	1.00	30.00	17.00
High	6785	1.00	30.00	17.00

Duty Cycle CF (dB)	0.00	**Included in Calculations of Corr'd PSD**

Output Power Results

Channel	Frequency (MHz)	Antenna 6 Meas Power (dBm)	Total EIRP Corr'd Power (dBm)	EIRP Power Limit (dBm)	Power Margin (dB)
Low	6625	4.44	5.44	30.00	-24.56
Mid	6705	4.45	5.45	30.00	-24.55
High	6785	4.43	5.43	30.00	-24.57

PSD Results

Channel	Frequency (MHz)	Antenna 6 Meas PSD (dBm/1MHz)	Total EIRP Corr'd PSD (dBm/1MHz)	EIRP PSD Limit (dBm/ 1MHz)	PSD Margin (dB)
Low	6625	1.949	2.949	17.00	-14.051
Mid	6705	2.098	3.098	17.00	-13.902
High	6785	2.175	3.175	17.00	-13.825

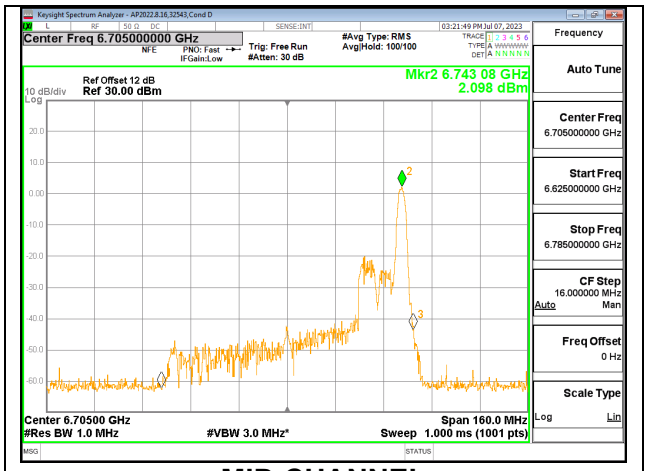

MID CHANNEL

UL VERIFICATION SERVICES INC.
47173 Benicia Street, Fremont, CA 94538; USA TEL:(510) 319-4000 FAX:(510) 661-0888

This report shall not be reproduced except in full, without the written approval of UL Verification Services Inc.

1TX Antenna 6 MODE (FCC) – SU Mode

Test Engineer:	32543
Test Date:	7/7/2023

Antenna Gain and Limits

Channel	Frequency (MHz)	Directional Gain (dBi)	EIRP Power Limit (dBm)	EIRP PSD Limit (dBm/ 1MHz)
Low	6625	1.00	30.00	17.00
Mid	6705	1.00	30.00	17.00
High	6785	1.00	30.00	17.00

Duty Cycle CF (dB)	0.00	**Included in Calculations of Corr'd PSD**

Output Power Results

Channel	Frequency (MHz)	Antenna 6 Meas Power (dBm)	Total EIRP Corr'd Power (dBm)	EIRP Power Limit (dBm)	Power Margin (dB)
Low	6625	18.44	19.44	30.00	-10.56
Mid	6705	18.46	19.46	30.00	-10.54
High	6785	18.45	19.45	30.00	-10.55

PSD Results

Channel	Frequency (MHz)	Antenna 6 Meas PSD (dBm/1MHz)	Total EIRP Corr'd PSD (dBm/1MHz)	EIRP PSD Limit (dBm/ 1MHz)	PSD Margin (dB)
Low	6625	1.371	2.371	17.00	-14.629
Mid	6705	1.107	2.107	17.00	-14.893
High	6785	1.303	2.303	17.00	-14.697

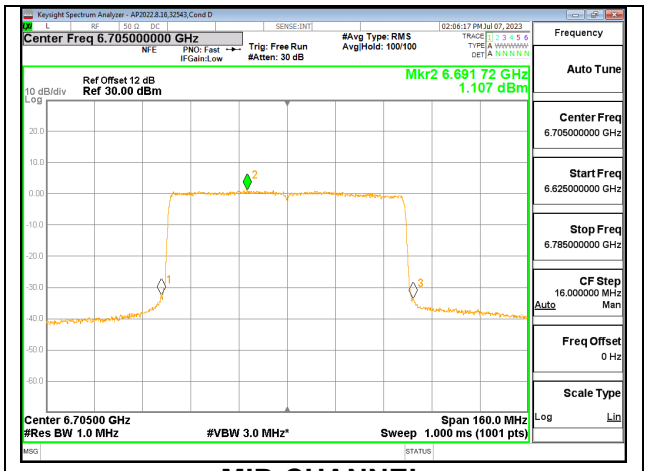

MID CHANNEL

UL VERIFICATION SERVICES INC.
47173 Benicia Street, Fremont, CA 94538; USA TEL:(510) 319-4000 FAX:(510) 661-0888

This report shall not be reproduced except in full, without the written approval of UL Verification Services Inc.

1TX Antenna 5 MODE (FCC) – 26 Tones, RU Index 0

Test Engineer:	32543
Test Date:	7/8/2023

Antenna Gain and Limits

Channel	Frequency (MHz)	Directional Gain (dBi)	EIRP Power Limit (dBm)	EIRP PSD Limit (dBm/ 1MHz)
Low	6625	-1.10	30.00	17.00
Mid	6705	-1.10	30.00	17.00
High	6785	-1.10	30.00	17.00

Duty Cycle CF (dB)	0.00	**Included in Calculations of Corr'd PSD**

Output Power Results

Channel	Frequency (MHz)	Antenna 5 Meas Power (dBm)	Total EIRP Corr'd Power (dBm)	EIRP Power Limit (dBm)	Power Margin (dB)
Low	6625	4.41	3.31	30.00	-26.69
Mid	6705	4.42	3.32	30.00	-26.68
High	6785	4.44	3.34	30.00	-26.66

PSD Results

Channel	Frequency (MHz)	Antenna 5 Meas PSD (dBm/1MHz)	Total EIRP Corr'd PSD (dBm/1MHz)	EIRP PSD Limit (dBm/ 1MHz)	PSD Margin (dB)
Low	6625	1.998	0.898	17.00	-16.102
Mid	6705	2.113	1.013	17.00	-15.987
High	6785	1.927	0.827	17.00	-16.173

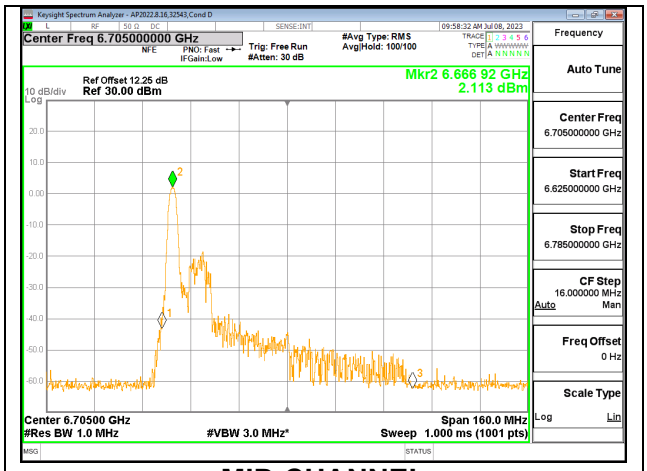

MID CHANNEL

UL VERIFICATION SERVICES INC.
47173 Benicia Street, Fremont, CA 94538; USA TEL:(510) 319-4000 FAX:(510) 661-0888

This report shall not be reproduced except in full, without the written approval of UL Verification Services Inc.

1TX Antenna 5 MODE (FCC) – 26 Tones, RU Index 18

Test Engineer:	32543
Test Date:	7/8/2023

Antenna Gain and Limits

Channel	Frequency (MHz)	Directional Gain (dBi)	EIRP Power Limit (dBm)	EIRP PSD Limit (dBm/ 1MHz)
Low	6625	-1.10	30.00	17.00
Mid	6705	-1.10	30.00	17.00
High	6785	-1.10	30.00	17.00

Duty Cycle CF (dB)	0.00	**Included in Calculations of Corr'd PSD**

Output Power Results

Channel	Frequency (MHz)	Antenna 5 Meas Power (dBm)	Total EIRP Corr'd Power (dBm)	EIRP Power Limit (dBm)	Power Margin (dB)
Low	6625	4.45	3.35	30.00	-26.65
Mid	6705	4.48	3.38	30.00	-26.62
High	6785	4.48	3.38	30.00	-26.62

PSD Results

Channel	Frequency (MHz)	Antenna 5 Meas PSD (dBm/1MHz)	Total EIRP Corr'd PSD (dBm/1MHz)	EIRP PSD Limit (dBm/ 1MHz)	PSD Margin (dB)
Low	6625	0.688	-0.412	17.00	-17.412
Mid	6705	0.719	-0.381	17.00	-17.381
High	6785	0.700	-0.400	17.00	-17.400

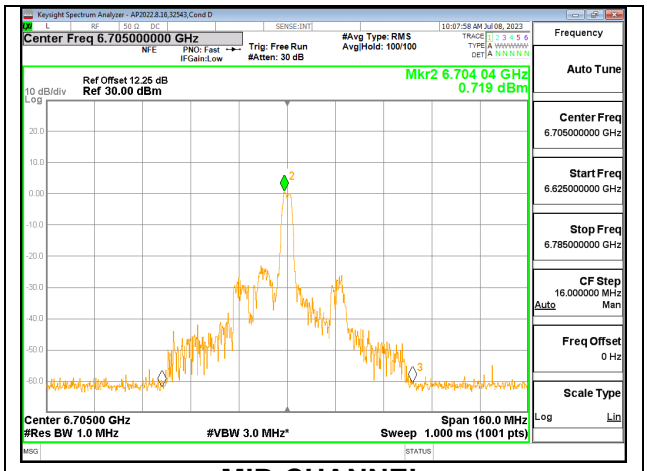

MID CHANNEL

UL VERIFICATION SERVICES INC.
47173 Benicia Street, Fremont, CA 94538; USA TEL:(510) 319-4000 FAX:(510) 661-0888

This report shall not be reproduced except in full, without the written approval of UL Verification Services Inc.

1TX Antenna 5 MODE (FCC) – 26 Tones, RU Index 36

Test Engineer:	32543
Test Date:	7/8/2023

Antenna Gain and Limits

Channel	Frequency (MHz)	Directional Gain (dBi)	EIRP Power Limit (dBm)	EIRP PSD Limit (dBm/ 1MHz)
Low	6625	-1.10	30.00	17.00
Mid	6705	-1.10	30.00	17.00
High	6785	-1.10	30.00	17.00

Duty Cycle CF (dB)	0.00	**Included in Calculations of Corr'd PSD**

Output Power Results

Channel	Frequency (MHz)	Antenna 5 Meas Power (dBm)	Total EIRP Corr'd Power (dBm)	EIRP Power Limit (dBm)	Power Margin (dB)
Low	6625	4.45	3.35	30.00	-26.65
Mid	6705	4.43	3.33	30.00	-26.67
High	6785	4.46	3.36	30.00	-26.64

PSD Results

Channel	Frequency (MHz)	Antenna 5 Meas PSD (dBm/1MHz)	Total EIRP Corr'd PSD (dBm/1MHz)	EIRP PSD Limit (dBm/ 1MHz)	PSD Margin (dB)
Low	6625	1.873	0.773	17.00	-16.227
Mid	6705	2.169	1.069	17.00	-15.931
High	6785	2.135	1.035	17.00	-15.965

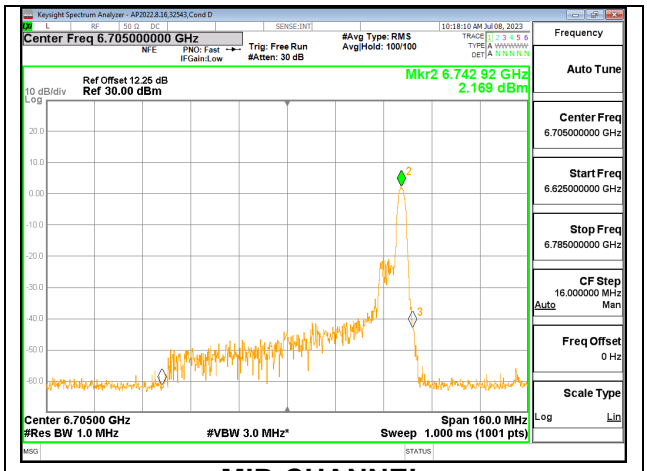

MID CHANNEL

UL VERIFICATION SERVICES INC.
47173 Benicia Street, Fremont, CA 94538; USA TEL:(510) 319-4000 FAX:(510) 661-0888

This report shall not be reproduced except in full, without the written approval of UL Verification Services Inc.

1TX Antenna 5 MODE (FCC) – SU Mode

Test Engineer:	32543
Test Date:	7/8/2023

Antenna Gain and Limits

Channel	Frequency (MHz)	Directional Gain (dBi)	EIRP Power Limit (dBm)	EIRP PSD Limit (dBm/ 1MHz)
Low	6625	-1.10	30.00	17.00
Mid	6705	-1.10	30.00	17.00
High	6785	-1.10	30.00	17.00

Duty Cycle CF (dB)	0.00	**Included in Calculations of Corr'd PSD**

Output Power Results

Channel	Frequency (MHz)	Antenna 5 Meas Power (dBm)	Total EIRP Corr'd Power (dBm)	EIRP Power Limit (dBm)	Power Margin (dB)
Low	6625	18.48	17.38	30.00	-12.62
Mid	6705	18.45	17.35	30.00	-12.65
High	6785	18.42	17.32	30.00	-12.68

PSD Results

Channel	Frequency (MHz)	Antenna 5 Meas PSD (dBm/1MHz)	Total EIRP Corr'd PSD (dBm/1MHz)	EIRP PSD Limit (dBm/ 1MHz)	PSD Margin (dB)
Low	6625	1.120	0.020	17.00	-16.980
Mid	6705	1.239	0.139	17.00	-16.861
High	6785	1.324	0.224	17.00	-16.776

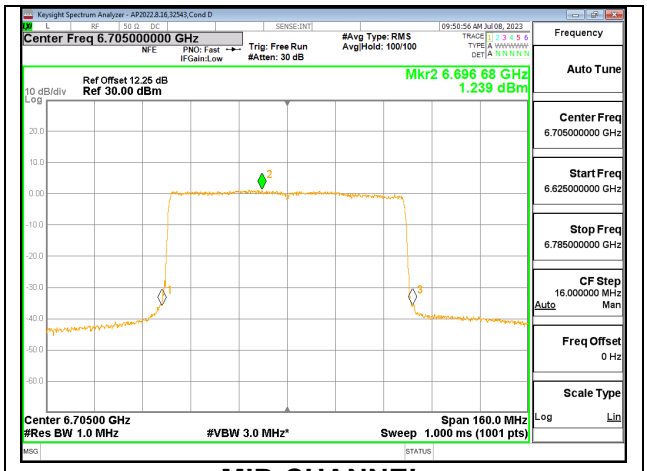

MID CHANNEL

UL VERIFICATION SERVICES INC.
47173 Benicia Street, Fremont, CA 94538; USA TEL:(510) 319-4000 FAX:(510) 661-0888

This report shall not be reproduced except in full, without the written approval of UL Verification Services Inc.

2TX Antenna 6 + Antenna 5 OFDMA MODE (FCC) – 26 Tones, RU Index 0

Test Engineer:	32543
Test Date:	7/8/2023

Antenna Gain and Limits

Channel	Frequency (MHz)	Directional Gain for Power (dBi)	Directional Gain for PSD (dBi)	EIRP Power Limit (dBm)	EIRP PSD Limit (dBm/1MHz)
Low	6625	0.08	3.02	30.00	17.00
Mid	6705	0.08	3.02	30.00	17.00
High	6785	0.08	3.02	30.00	17.00

Duty Cycle CF (dB)	0.00	**Included in Calculations of Corr'd PSD**

Output Power Results

Channel	Frequency (MHz)	Antenna 6 Meas Power (dBm)	Antenna 5 Meas Power (dBm)	Total EIRP Corr'd Power (dBm)	EIRP Power Limit (dBm)	Power Margin (dB)
Low	6625	4.45	4.44	7.53	30.00	-22.47
Mid	6705	4.43	4.45	7.53	30.00	-22.47
High	6785	4.40	4.46	7.52	30.00	-22.48

PSD Results

Channel	Frequency (MHz)	Antenna 6 Meas PSD (dBm/1MHz)	Antenna 5 Meas PSD (dBm/1MHz)	Total EIRP Corr'd PSD (dBm/ 1MHz)	EIRP PSD Limit (dBm/ 1MHz)	PSD Margin (dB)
Low	6625	2.203	2.259	8.265	17.00	-8.735
Mid	6705	1.940	2.228	8.120	17.00	-8.880
High	6785	2.204	1.863	8.071	17.00	-8.929

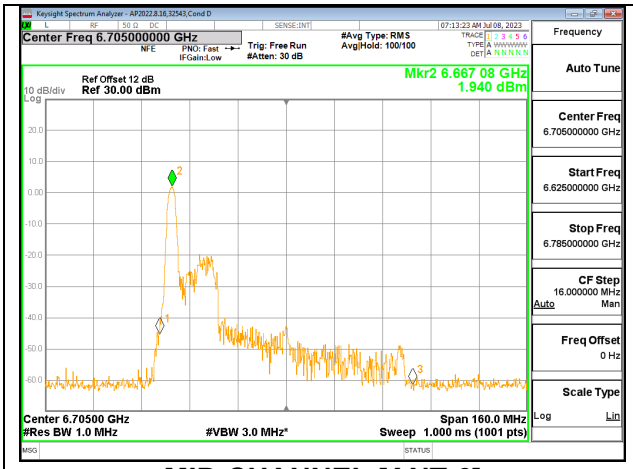

MID CHANNEL [ANT 6]

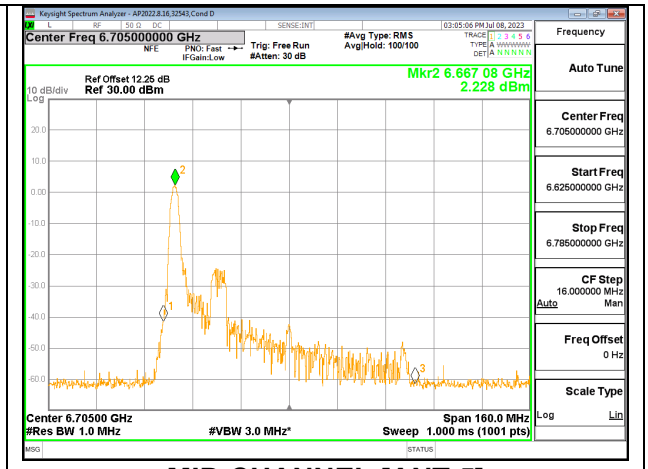

MID CHANNEL [ANT 5]

UL VERIFICATION SERVICES INC.
47173 Benicia Street, Fremont, CA 94538; USA TEL:(510) 319-4000 FAX:(510) 661-0888

This report shall not be reproduced except in full, without the written approval of UL Verification Services Inc.

2TX Antenna 6 + Antenna 5 OFDMA MODE (FCC) – 26 Tones, RU Index 18

Test Engineer:	32543
Test Date:	7/8/2023

Antenna Gain and Limits

Channel	Frequency (MHz)	Directional Gain for Power (dBi)	Directional Gain for PSD (dBi)	EIRP Power Limit (dBm)	EIRP PSD Limit (dBm/1MHz)
Low	6625	0.08	3.02	30.00	17.00
Mid	6705	0.08	3.02	30.00	17.00
High	6785	0.08	3.02	30.00	17.00

Duty Cycle CF (dB)	0.00	**Included in Calculations of Corr'd PSD**

Output Power Results

Channel	Frequency (MHz)	Antenna 6 Meas Power (dBm)	Antenna 5 Meas Power (dBm)	Total EIRP Corr'd Power (dBm)	EIRP Power Limit (dBm)	Power Margin (dB)
Low	6625	4.40	4.48	7.53	30.00	-22.47
Mid	6705	4.42	4.45	7.52	30.00	-22.48
High	6785	4.46	4.45	7.54	30.00	-22.46

PSD Results

Channel	Frequency (MHz)	Antenna 6 Meas PSD (dBm/1MHz)	Antenna 5 Meas PSD (dBm/1MHz)	Total EIRP Corr'd PSD (dBm/ 1MHz)	EIRP PSD Limit (dBm/ 1MHz)	PSD Margin (dB)
Low	6625	0.921	1.020	7.005	17.00	-9.995
Mid	6705	1.176	1.157	7.200	17.00	-9.800
High	6785	0.894	0.931	6.946	17.00	-10.054

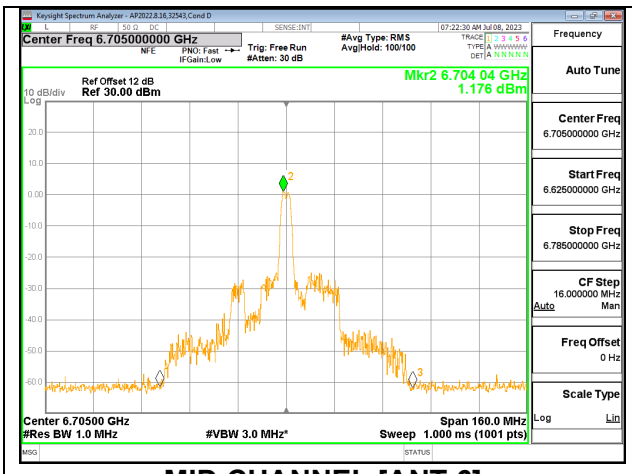

MID CHANNEL [ANT 6]

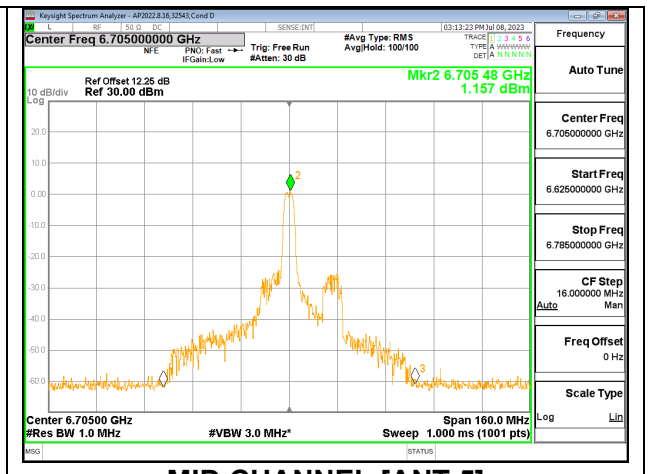

MID CHANNEL [ANT 5]

UL VERIFICATION SERVICES INC.
47173 Benicia Street, Fremont, CA 94538; USA TEL:(510) 319-4000 FAX:(510) 661-0888

This report shall not be reproduced except in full, without the written approval of UL Verification Services Inc.

2TX Antenna 6 + Antenna 5 OFDMA MODE (FCC) – 26 Tones, RU Index 36

Test Engineer:	32543
Test Date:	7/8/2023

Antenna Gain and Limits

Channel	Frequency (MHz)	Directional Gain for Power (dBi)	Directional Gain for PSD (dBi)	EIRP Power Limit (dBm)	EIRP PSD Limit (dBm/1MHz)
Low	6625	0.08	3.02	30.00	17.00
Mid	6705	0.08	3.02	30.00	17.00
High	6785	0.08	3.02	30.00	17.00

Duty Cycle CF (dB)	0.00	**Included in Calculations of Corr'd PSD**

Output Power Results

Channel	Frequency (MHz)	Antenna 6 Meas Power (dBm)	Antenna 5 Meas Power (dBm)	Total EIRP Corr'd Power (dBm)	EIRP Power Limit (dBm)	Power Margin (dB)
Low	6625	4.41	4.48	7.53	30.00	-22.47
Mid	6705	4.41	4.45	7.52	30.00	-22.48
High	6785	4.46	4.47	7.55	30.00	-22.45

PSD Results

Channel	Frequency (MHz)	Antenna 6 Meas PSD (dBm/1MHz)	Antenna 5 Meas PSD (dBm/1MHz)	Total EIRP Corr'd PSD (dBm/ 1MHz)	EIRP PSD Limit (dBm/ 1MHz)	PSD Margin (dB)
Low	6625	2.114	2.067	8.124	17.00	-8.876
Mid	6705	1.948	2.119	8.068	17.00	-8.932
High	6785	2.170	2.272	8.255	17.00	-8.745

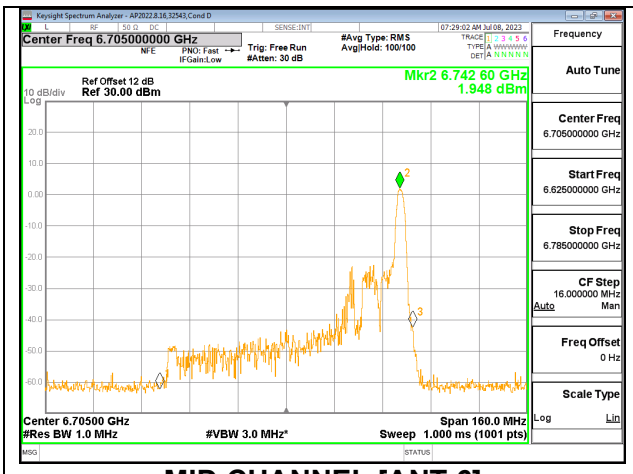

MID CHANNEL [ANT 6]

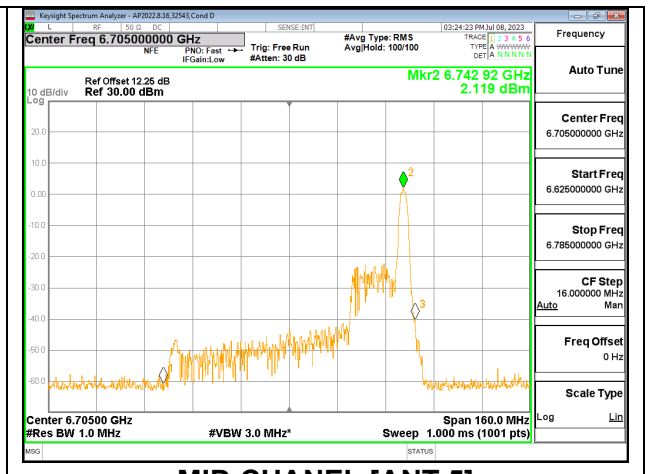

MID CHANEL [ANT 5]

UL VERIFICATION SERVICES INC.
47173 Benicia Street, Fremont, CA 94538; USA TEL:(510) 319-4000 FAX:(510) 661-0888

This report shall not be reproduced except in full, without the written approval of UL Verification Services Inc.

2TX Antenna 6 + Antenna 5 OFDMA MODE (FCC) – SU Mode

Test Engineer:	32543
Test Date:	7/8/2023

Antenna Gain and Limits

Channel	Frequency (MHz)	Directional Gain for Power (dBi)	Directional Gain for PSD (dBi)	EIRP Power Limit (dBm)	EIRP PSD Limit (dBm/1MHz)
Low	6625	0.08	3.02	30.00	17.00
Mid	6705	0.08	3.02	30.00	17.00
High	6785	0.08	3.02	30.00	17.00

Duty Cycle CF (dB)	0.00	**Included in Calculations of Corr'd PSD**

Output Power Results

Channel	Frequency (MHz)	Antenna 6 Meas Power (dBm)	Antenna 5 Meas Power (dBm)	Total EIRP Corr'd Power (dBm)	EIRP Power Limit (dBm)	Power Margin (dB)
Low	6625	18.45	18.44	21.53	30.00	-8.47
Mid	6705	18.43	18.47	21.54	30.00	-8.46
High	6785	18.40	18.45	21.51	30.00	-8.49

PSD Results

Channel	Frequency (MHz)	Antenna 6 Meas PSD (dBm/1MHz)	Antenna 5 Meas PSD (dBm/1MHz)	Total EIRP Corr'd PSD (dBm/ 1MHz)	EIRP PSD Limit (dBm/ 1MHz)	PSD Margin (dB)
Low	6625	1.115	1.215	7.199	17.00	-9.801
Mid	6705	1.354	1.437	7.430	17.00	-9.570
High	6785	1.168	1.318	7.278	17.00	-9.722

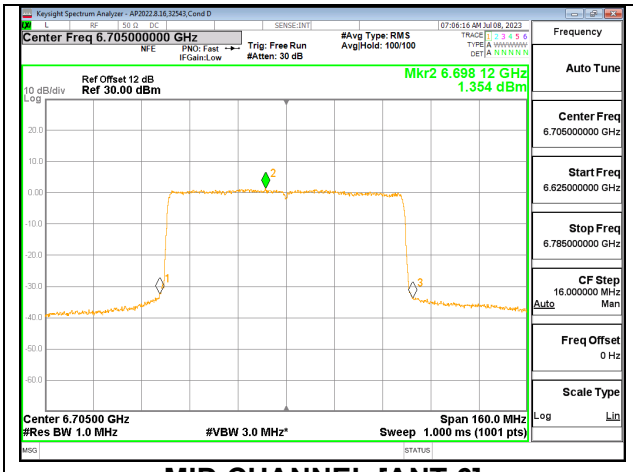

MID CHANNEL [ANT 6]

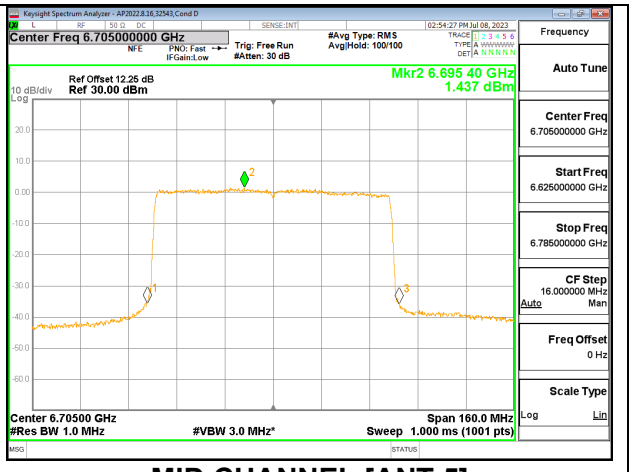

MID CHANNEL [ANT 5]

UL VERIFICATION SERVICES INC.
47173 Benicia Street, Fremont, CA 94538; USA TEL:(510) 319-4000 FAX:(510) 661-0888

This report shall not be reproduced except in full, without the written approval of UL Verification Services Inc.

9.4.8. 802.11ax HE160 MODE IN THE UNII-7 BAND

1TX Antenna 6 MODE (FCC) – 26 Tones, RU Index 0

Test Engineer:	32543
Test Date:	7/19/2023

Antenna Gain and Limits

Channel	Frequency (MHz)	Directional Gain (dBi)	EIRP Power Limit (dBm)	EIRP PSD Limit (dBm/ 1MHz)
Mid	6665	1.00	30.00	17.00

Duty Cycle CF (dB)	0.00	**Included in Calculations of Corr'd PSD**

Output Power Results

Channel	Frequency (MHz)	Antenna 6 Meas Power (dBm)	Total EIRP Corr'd Power (dBm)	EIRP Power Limit (dBm)	Power Margin (dB)
Mid	6665	1.46	2.46	30.00	-27.54

PSD Results

Channel	Frequency (MHz)	Antenna 6 Meas PSD (dBm/1MHz)	Total EIRP Corr'd PSD (dBm/1MHz)	EIRP PSD Limit (dBm/ 1MHz)	PSD Margin (dB)
Mid	6665	-1.109	-0.109	17.00	-17.109

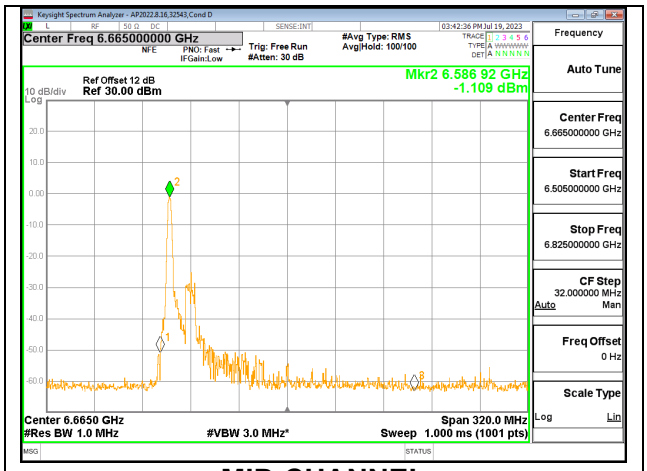

MID CHANNEL

UL VERIFICATION SERVICES INC.
47173 Benicia Street, Fremont, CA 94538; USA TEL:(510) 319-4000 FAX:(510) 661-0888

This report shall not be reproduced except in full, without the written approval of UL Verification Services Inc.

1TX Antenna 6 MODE (FCC) – 26 Tones, RU Index 36

Test Engineer:	32543
Test Date:	7/19/2023

Antenna Gain and Limits

Channel	Frequency (MHz)	Directional Gain (dBi)	EIRP Power Limit (dBm)	EIRP PSD Limit (dBm/ 1MHz)
Mid	6665	1.00	30.00	17.00

Duty Cycle CF (dB)	0.00	**Included in Calculations of Corr'd PSD**

Output Power Results

Channel	Frequency (MHz)	Antenna 6 Meas Power (dBm)	Total EIRP Corr'd Power (dBm)	EIRP Power Limit (dBm)	Power Margin (dB)
Mid	6665	1.46	2.46	30.00	-27.54

PSD Results

Channel	Frequency (MHz)	Antenna 6 Meas PSD (dBm/1MHz)	Total EIRP Corr'd PSD (dBm/1MHz)	EIRP PSD Limit (dBm/ 1MHz)	PSD Margin (dB)
Mid	6665	-1.270	-0.270	17.00	-17.270

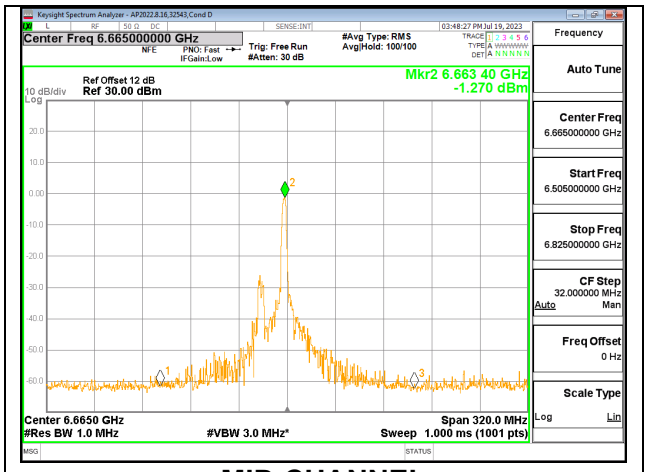

MID CHANNEL

UL VERIFICATION SERVICES INC.
47173 Benicia Street, Fremont, CA 94538; USA TEL:(510) 319-4000 FAX:(510) 661-0888

This report shall not be reproduced except in full, without the written approval of UL Verification Services Inc.

1TX Antenna 6 MODE (FCC) – 26 Tones, RU Index S36

Test Engineer:	32543
Test Date:	7/19/2023

Antenna Gain and Limits

Channel	Frequency (MHz)	Directional Gain (dBi)	EIRP Power Limit (dBm)	EIRP PSD Limit (dBm/ 1MHz)
Mid	6665	1.00	30.00	17.00

Duty Cycle CF (dB)	0.00	**Included in Calculations of Corr'd PSD**

Output Power Results

Channel	Frequency (MHz)	Antenna 6 Meas Power (dBm)	Total EIRP Corr'd Power (dBm)	EIRP Power Limit (dBm)	Power Margin (dB)
Mid	6665	1.42	2.42	30.00	-27.58

PSD Results

Channel	Frequency (MHz)	Antenna 6 Meas PSD (dBm/1MHz)	Total EIRP Corr'd PSD (dBm/1MHz)	EIRP PSD Limit (dBm/ 1MHz)	PSD Margin (dB)
Mid	6665	-1.357	-0.357	17.00	-17.357

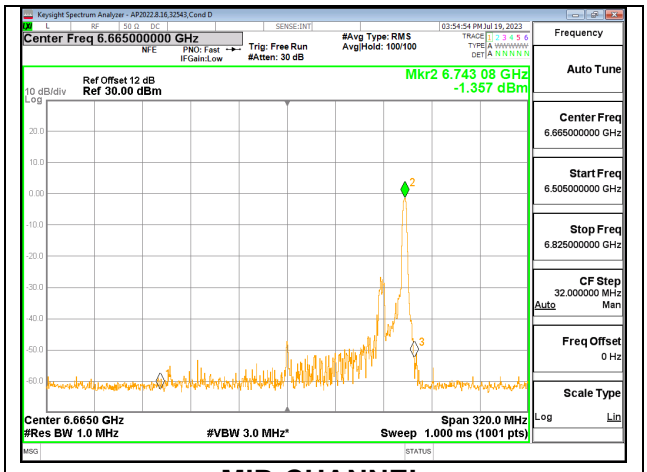

MID CHANNEL

UL VERIFICATION SERVICES INC.
47173 Benicia Street, Fremont, CA 94538; USA TEL:(510) 319-4000 FAX:(510) 661-0888

This report shall not be reproduced except in full, without the written approval of UL Verification Services Inc.

1TX Antenna 6 MODE (FCC) – SU Mode

Test Engineer:	32593
Test Date:	7/9/2023

Antenna Gain and Limits

Channel	Frequency (MHz)	Directional Gain (dBi)	EIRP Power Limit (dBm)	EIRP PSD Limit (dBm/ 1MHz)
Mid	6665	1.00	30.00	17.00

Duty Cycle CF (dB)	0.10	**Included in Calculations of Corr'd PSD**

Output Power Results

Channel	Frequency (MHz)	Antenna 6 Meas Power (dBm)	Total EIRP Corr'd Power (dBm)	EIRP Power Limit (dBm)	Power Margin (dB)
Mid	6665	18.37	19.37	30.00	-10.63

PSD Results

Channel	Frequency (MHz)	Antenna 6 Meas PSD (dBm/1MHz)	Total EIRP Corr'd PSD (dBm/1MHz)	EIRP PSD Limit (dBm/ 1MHz)	PSD Margin (dB)
Mid	6665	-1.635	-0.535	17.00	-17.535

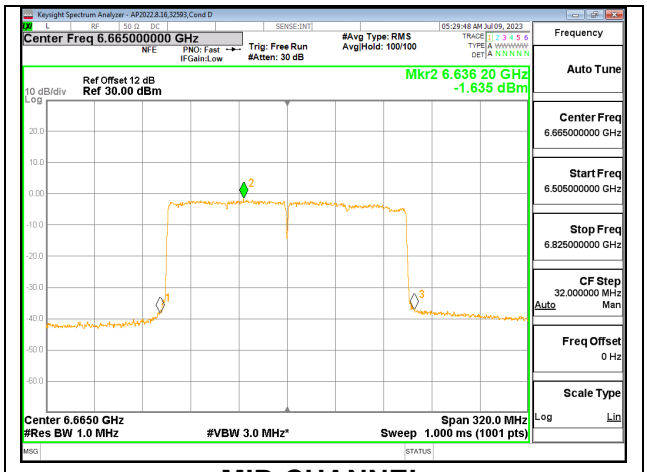

MID CHANNEL

UL VERIFICATION SERVICES INC.
47173 Benicia Street, Fremont, CA 94538; USA TEL:(510) 319-4000 FAX:(510) 661-0888

This report shall not be reproduced except in full, without the written approval of UL Verification Services Inc.

1TX Antenna 5 MODE (FCC) – 26 Tones, RU Index 0

Test Engineer:	32543
Test Date:	7/21/2023

Antenna Gain and Limits

Channel	Frequency (MHz)	Directional Gain (dBi)	EIRP Power Limit (dBm)	EIRP PSD Limit (dBm/ 1MHz)
Mid	6665	-1.10	30.00	17.00

Duty Cycle CF (dB)	0.00	**Included in Calculations of Corr'd PSD**

Output Power Results

Channel	Frequency (MHz)	Antenna 5 Meas Power (dBm)	Total EIRP Corr'd Power (dBm)	EIRP Power Limit (dBm)	Power Margin (dB)
Mid	6665	1.40	0.30	30.00	-29.70

PSD Results

Channel	Frequency (MHz)	Antenna 5 Meas PSD (dBm/1MHz)	Total EIRP Corr'd PSD (dBm/1MHz)	EIRP PSD Limit (dBm/ 1MHz)	PSD Margin (dB)
Mid	6665	-1.449	-2.549	17.00	-19.549

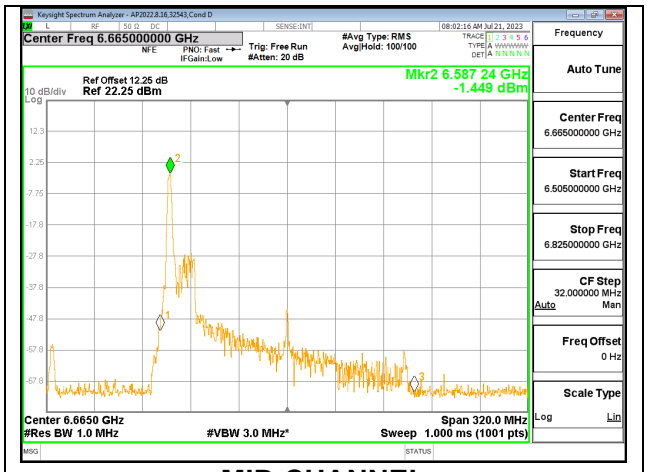

MID CHANNEL

UL VERIFICATION SERVICES INC.
47173 Benicia Street, Fremont, CA 94538; USA TEL:(510) 319-4000 FAX:(510) 661-0888

This report shall not be reproduced except in full, without the written approval of UL Verification Services Inc.

1TX Antenna 5 MODE (FCC) – 26 Tones, RU Index 36

Test Engineer:	32543
Test Date:	7/21/2023

Antenna Gain and Limits

Channel	Frequency (MHz)	Directional Gain (dBi)	EIRP Power Limit (dBm)	EIRP PSD Limit (dBm/ 1MHz)
Mid	6665	-1.10	30.00	17.00

Duty Cycle CF (dB)	0.00	**Included in Calculations of Corr'd PSD**

Output Power Results

Channel	Frequency (MHz)	Antenna 5 Meas Power (dBm)	Total EIRP Corr'd Power (dBm)	EIRP Power Limit (dBm)	Power Margin (dB)
Mid	6665	1.42	0.32	30.00	-29.68

PSD Results

Channel	Frequency (MHz)	Antenna 5 Meas PSD (dBm/1MHz)	Total EIRP Corr'd PSD (dBm/1MHz)	EIRP PSD Limit (dBm/ 1MHz)	PSD Margin (dB)
Mid	6665	-1.285	-2.385	17.00	-19.385

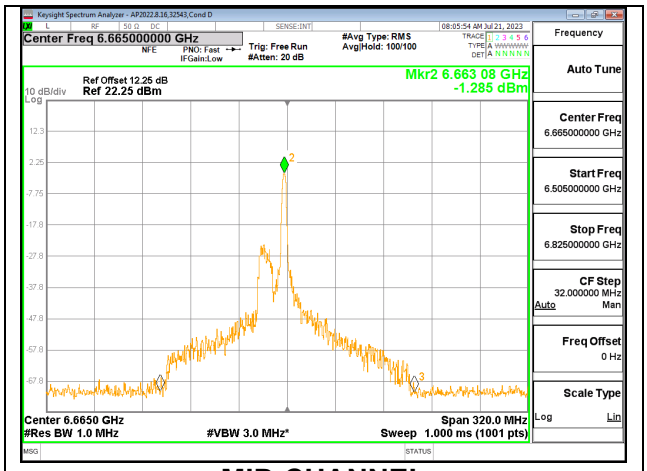

MID CHANNEL

UL VERIFICATION SERVICES INC.
47173 Benicia Street, Fremont, CA 94538; USA TEL:(510) 319-4000 FAX:(510) 661-0888

This report shall not be reproduced except in full, without the written approval of UL Verification Services Inc.

1TX Antenna 5 MODE (FCC) – 26 Tones, RU Index S36

Test Engineer:	32543
Test Date:	7/21/2023

Antenna Gain and Limits

Channel	Frequency (MHz)	Directional Gain (dBi)	EIRP Power Limit (dBm)	EIRP PSD Limit (dBm/ 1MHz)
Mid	6665	-1.10	30.00	17.00

Duty Cycle CF (dB)	0.00	**Included in Calculations of Corr'd PSD**

Output Power Results

Channel	Frequency (MHz)	Antenna 5 Meas Power (dBm)	Total EIRP Corr'd Power (dBm)	EIRP Power Limit (dBm)	Power Margin (dB)
Mid	6665	1.43	0.33	30.00	-29.67

PSD Results

Channel	Frequency (MHz)	Antenna 5 Meas PSD (dBm/1MHz)	Total EIRP Corr'd PSD (dBm/1MHz)	EIRP PSD Limit (dBm/ 1MHz)	PSD Margin (dB)
Mid	6665	-1.019	-2.119	17.00	-19.119

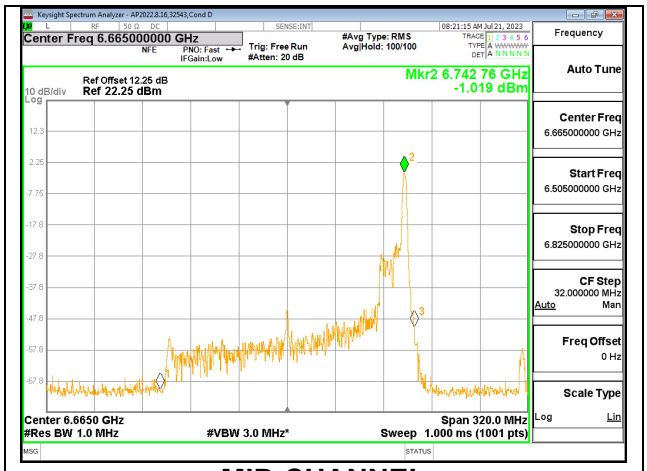

MID CHANNEL

UL VERIFICATION SERVICES INC.
47173 Benicia Street, Fremont, CA 94538; USA TEL:(510) 319-4000 FAX:(510) 661-0888

This report shall not be reproduced except in full, without the written approval of UL Verification Services Inc.

1TX Antenna 5 MODE (FCC) – SU Mode

Test Engineer:	32593
Test Date:	7/9/2023

Antenna Gain and Limits

Channel	Frequency (MHz)	Directional Gain (dBi)	EIRP Power Limit (dBm)	EIRP PSD Limit (dBm/ 1MHz)
Mid	6665	-1.10	30.00	17.00

Duty Cycle CF (dB)	0.10	**Included in Calculations of Corr'd PSD**

Output Power Results

Channel	Frequency (MHz)	Antenna 5 Meas Power (dBm)	Total EIRP Corr'd Power (dBm)	EIRP Power Limit (dBm)	Power Margin (dB)
Mid	6665	18.40	17.30	30.00	-12.70

PSD Results

Channel	Frequency (MHz)	Antenna 5 Meas PSD (dBm/1MHz)	Total EIRP Corr'd PSD (dBm/1MHz)	EIRP PSD Limit (dBm/ 1MHz)	PSD Margin (dB)
Mid	6665	-1.606	-2.606	17.00	-19.606

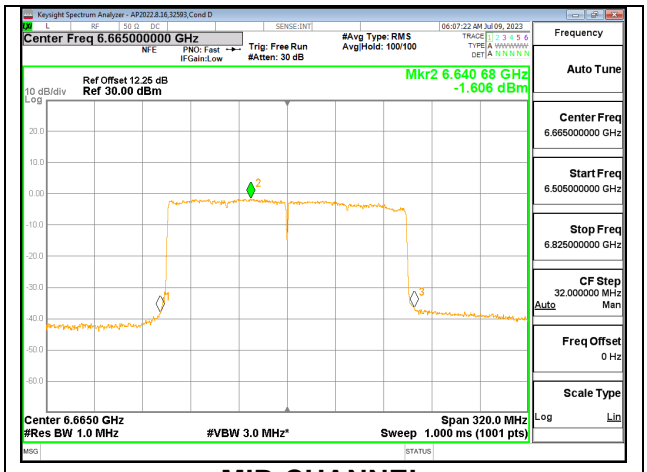

MID CHANNEL

UL VERIFICATION SERVICES INC.
47173 Benicia Street, Fremont, CA 94538; USA TEL:(510) 319-4000 FAX:(510) 661-0888

This report shall not be reproduced except in full, without the written approval of UL Verification Services Inc.

2TX Antenna 6 + Antenna 5 OFDMA MODE (FCC) – 26 Tones, RU Index 0

Test Engineer:	32543
Test Date:	7/21/2023

Antenna Gain and Limits

Channel	Frequency (MHz)	Directional Gain for Power (dBi)	Directional Gain for PSD (dBi)	EIRP Power Limit (dBm)	EIRP PSD Limit (dBm/1MHz)
Mid	6665	0.08	3.02	30.00	17.00

Duty Cycle CF (dB)	0.00	**Included in Calculations of Corr'd PSD**

Output Power Results

Channel	Frequency (MHz)	Antenna 6 Meas Power (dBm)	Antenna 5 Meas Power (dBm)	Total EIRP Corr'd Power (dBm)	EIRP Power Limit (dBm)	Power Margin (dB)
Mid	6665	1.45	1.46	4.54	30.00	-25.46

PSD Results

Channel	Frequency (MHz)	Antenna 6 Meas PSD (dBm/1MHz)	Antenna 5 Meas PSD (dBm/1MHz)	Total EIRP Corr'd PSD (dBm/ 1MHz)	EIRP PSD Limit (dBm/ 1MHz)	PSD Margin (dB)
Mid	6665	-1.078	-0.869	5.062	17.00	-11.938

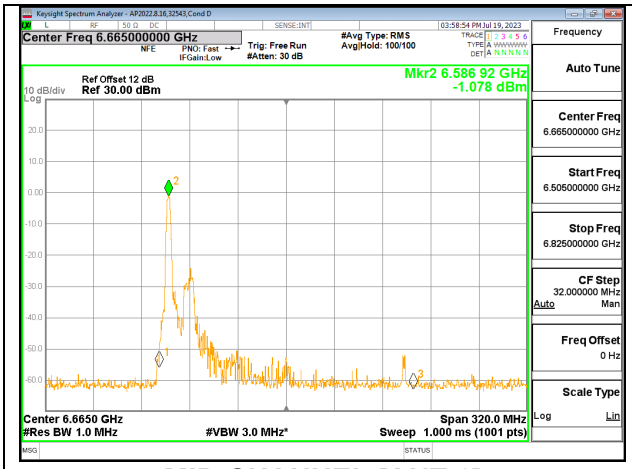

MID CHANNEL [ANT 6]

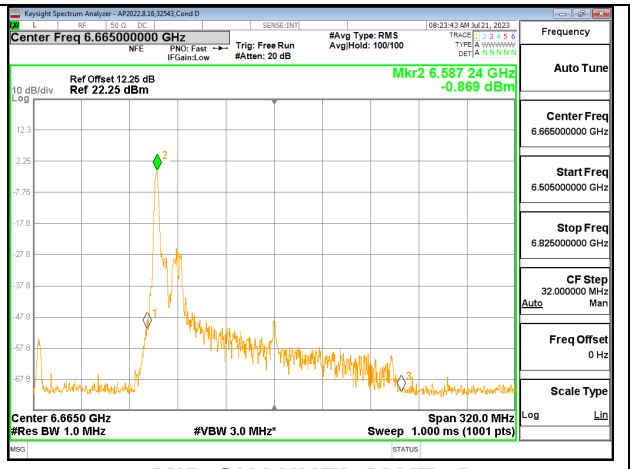

MID CHANNEL [ANT 5]

UL VERIFICATION SERVICES INC.
47173 Benicia Street, Fremont, CA 94538; USA TEL:(510) 319-4000 FAX:(510) 661-0888

This report shall not be reproduced except in full, without the written approval of UL Verification Services Inc.

2TX Antenna 6 + Antenna 5 OFDMA MODE (FCC) – 26 Tones, RU Index 36

Test Engineer:	32543
Test Date:	7/21/2023

Antenna Gain and Limits

Channel	Frequency (MHz)	Directional Gain for Power (dBi)	Directional Gain for PSD (dBi)	EIRP Power Limit (dBm)	EIRP PSD Limit (dBm/1MHz)
Mid	6665	0.08	3.02	30.00	17.00

Duty Cycle CF (dB)	0.00	**Included in Calculations of Corr'd PSD**

Output Power Results

Channel	Frequency (MHz)	Antenna 6 Meas Power (dBm)	Antenna 5 Meas Power (dBm)	Total EIRP Corr'd Power (dBm)	EIRP Power Limit (dBm)	Power Margin (dB)
Mid	6665	1.41	1.47	4.53	30.00	-25.47

PSD Results

Channel	Frequency (MHz)	Antenna 6 Meas PSD (dBm/1MHz)	Antenna 5 Meas PSD (dBm/1MHz)	Total EIRP Corr'd PSD (dBm/ 1MHz)	EIRP PSD Limit (dBm/ 1MHz)	PSD Margin (dB)
Mid	6665	-1.215	-1.572	4.644	17.00	-12.356

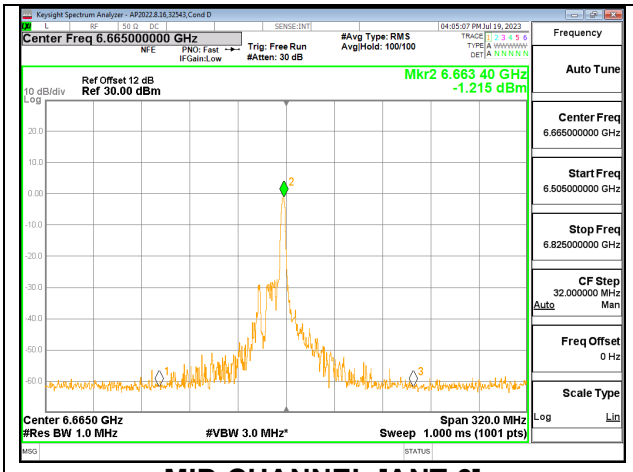

MID CHANNEL [ANT 6]

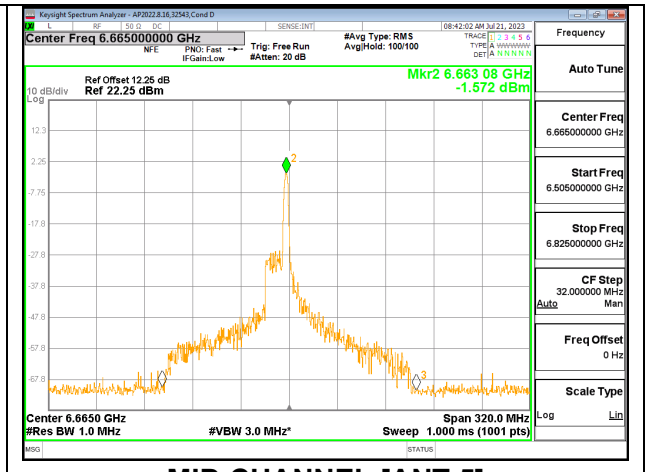

MID CHANNEL [ANT 5]

UL VERIFICATION SERVICES INC.
47173 Benicia Street, Fremont, CA 94538; USA TEL:(510) 319-4000 FAX:(510) 661-0888

This report shall not be reproduced except in full, without the written approval of UL Verification Services Inc.

2TX Antenna 6 + Antenna 5 OFDMA MODE (FCC) – 26 Tones, RU Index S36

Test Engineer:	32543
Test Date:	7/21/2023

Antenna Gain and Limits

Channel	Frequency (MHz)	Directional Gain for Power (dBi)	Directional Gain for PSD (dBi)	EIRP Power Limit (dBm)	EIRP PSD Limit (dBm/1MHz)
Mid	6665	0.08	3.02	30.00	17.00

Duty Cycle CF (dB)	0.00	**Included in Calculations of Corr'd PSD**

Output Power Results

Channel	Frequency (MHz)	Antenna 6 Meas Power (dBm)	Antenna 5 Meas Power (dBm)	Total EIRP Corr'd Power (dBm)	EIRP Power Limit (dBm)	Power Margin (dB)
Mid	6665	1.43	1.45	4.53	30.00	-25.47

PSD Results

Channel	Frequency (MHz)	Antenna 6 Meas PSD (dBm/1MHz)	Antenna 5 Meas PSD (dBm/1MHz)	Total EIRP Corr'd PSD (dBm/ 1MHz)	EIRP PSD Limit (dBm/ 1MHz)	PSD Margin (dB)
Mid	6665	-1.013	-0.827	5.115	17.00	-11.885

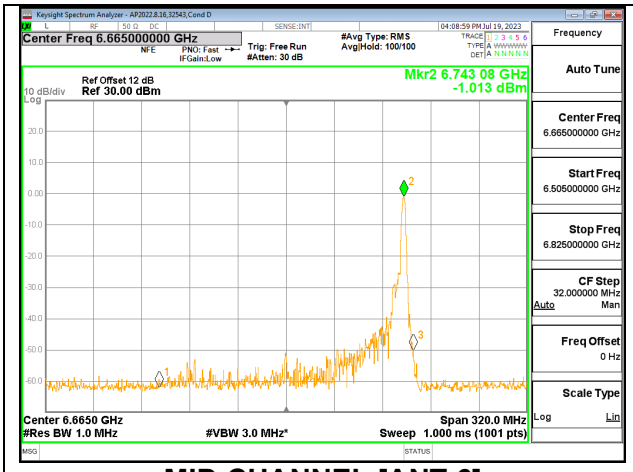

MID CHANNEL [ANT 6]

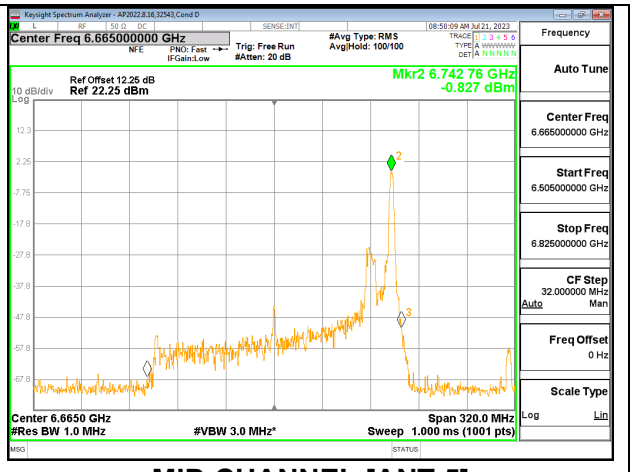

MID CHANNEL [ANT 5]

UL VERIFICATION SERVICES INC.
47173 Benicia Street, Fremont, CA 94538; USA TEL:(510) 319-4000 FAX:(510) 661-0888

This report shall not be reproduced except in full, without the written approval of UL Verification Services Inc.

2TX Antenna 6 + Antenna 5 OFDMA MODE (FCC) – SU Mode

Test Engineer:	32593
Test Date:	7/9/2023

Antenna Gain and Limits

Channel	Frequency (MHz)	Directional Gain for Power (dBi)	Directional Gain for PSD (dBi)	EIRP Power Limit (dBm)	EIRP PSD Limit (dBm/1MHz)
Mid	6665	0.08	3.02	30.00	17.00

Duty Cycle CF (dB)	0.10	**Included in Calculations of Corr'd PSD**

Output Power Results

Channel	Frequency (MHz)	Antenna 6 Meas Power (dBm)	Antenna 5 Meas Power (dBm)	Total EIRP Corr'd Power (dBm)	EIRP Power Limit (dBm)	Power Margin (dB)
Mid	6665	18.48	18.44	21.55	30.00	-8.45

PSD Results

Channel	Frequency (MHz)	Antenna 6 Meas PSD (dBm/1MHz)	Antenna 5 Meas PSD (dBm/1MHz)	Total EIRP Corr'd PSD (dBm/ 1MHz)	EIRP PSD Limit (dBm/ 1MHz)	PSD Margin (dB)
Mid	6665	-1.734	-1.696	4.419	17.00	-12.581

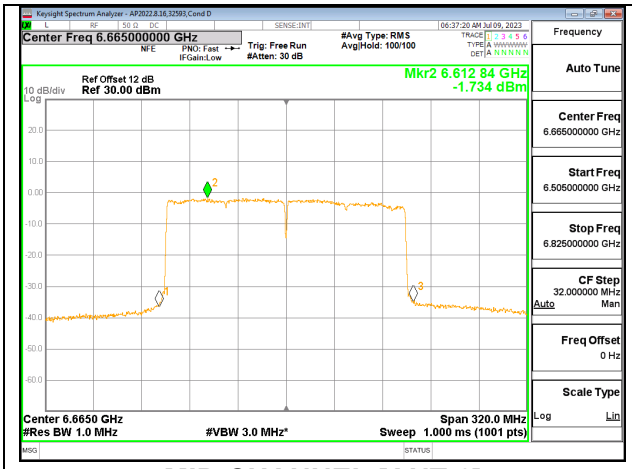

MID CHANNEL [ANT 6]

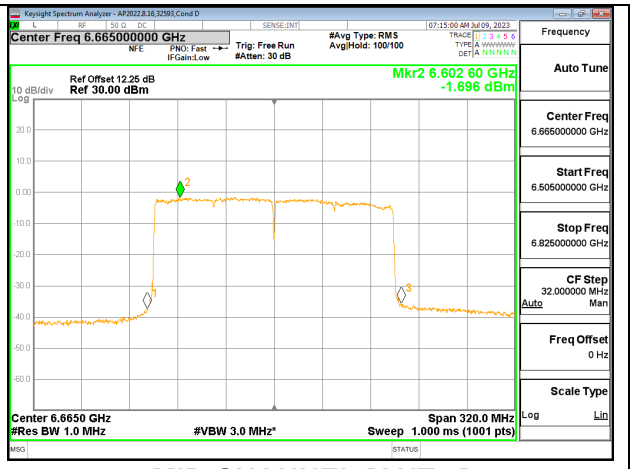

MID CHANNEL [ANT 5]

UL VERIFICATION SERVICES INC.
47173 Benicia Street, Fremont, CA 94538; USA TEL:(510) 319-4000 FAX:(510) 661-0888

This report shall not be reproduced except in full, without the written approval of UL Verification Services Inc.

9.5. LP SPURIOUS EMMISSIONS IN-BAND – EMISSION MASK

LIMITS

FCC §15.407
(b)(7) For transmitters operating within the 5.925-7.125 GHz bands: power spectral density must be suppressed by 20 dB at 1 MHz outside of channel edge, by 28 dB at one channel bandwidth from the channel center, and by 40 dB at one- and one-half times the channel bandwidth away from channel center. At frequencies between one megahertz outside an unlicensed device's channel edge and one channel bandwidth from the center of the channel, the limits must be linearly interpolated between 20 dB and 28 dB suppression, and at frequencies between one and one- and one-half times an unlicensed device's channel bandwidth, the limits must be linearly interpolated between 28 dB and 40 dB suppression. Emissions removed from the channel center by more than one- and one-half times the channel bandwidth must be suppressed by at least 40 dB.

TEST PROCEDURE

Follow KCB 987594 D02 v01r01, Section II-J, RBW & VBW settings were based on 26dB bandwidth test settings. For RU26 tone for all bandwidths, the RBW & VBW settings used were equal or greater than 26dB bandwidth test settings.

RESULTS

UL VERIFICATION SERVICES INC.
47173 Benicia Street, Fremont, CA 94538; USA TEL:(510) 319-4000 FAX:(510) 661-0888

This report shall not be reproduced except in full, without the written approval of UL Verification Services Inc.

9.5.1. 802.11ax HE20 MODE IN THE UNII-5 BAND

1TX Antenna 6 MODE (FCC) MOBILE – 26-Tones, RU Index 0

LOW CHANNEL 5955

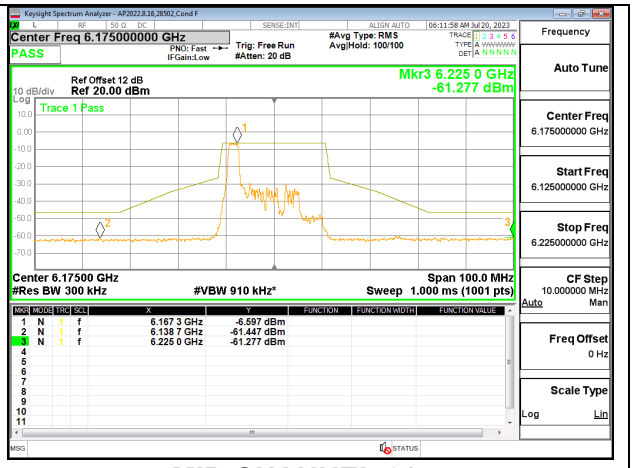

MID CHANNEL 6175

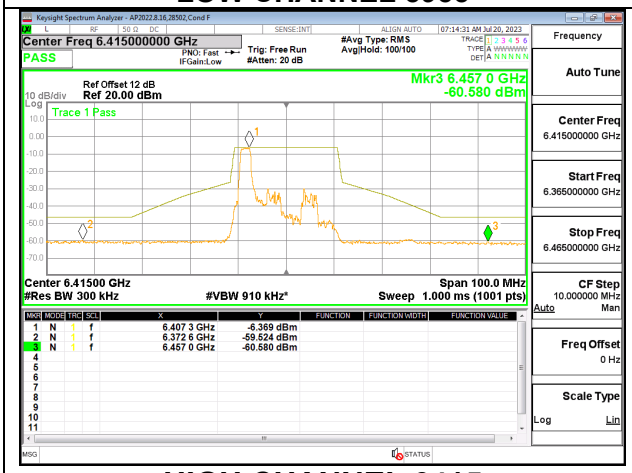

HIGH CHANNEL 6415

1TX Antenna 6 MODE (FCC) MOBILE – 26-Tones, RU Index 4

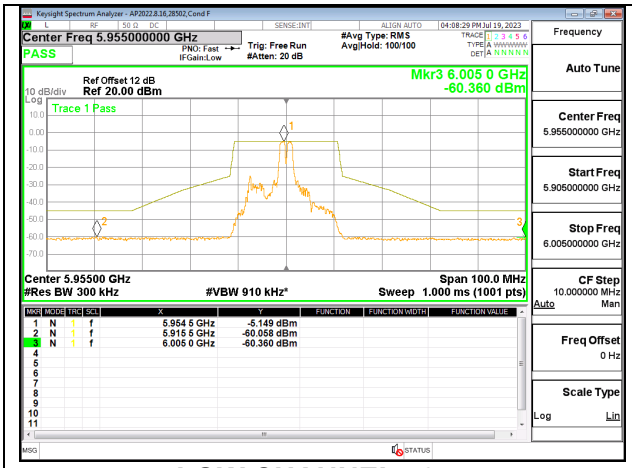

LOW CHANNEL 5955

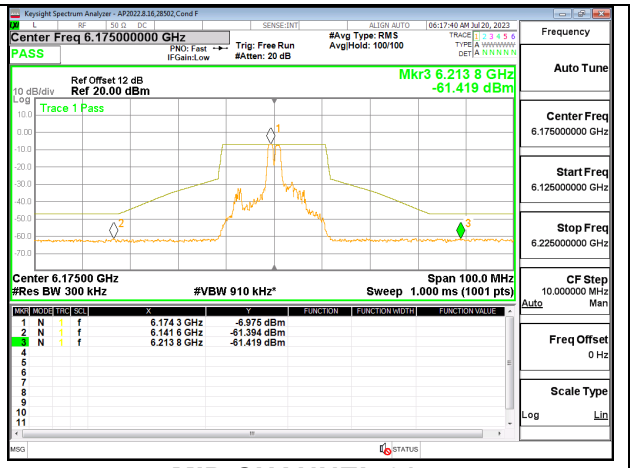

MID CHANNEL 6175

UL VERIFICATION SERVICES INC.
47173 Benicia Street, Fremont, CA 94538; USA TEL:(510) 319-4000 FAX:(510) 661-0888

This report shall not be reproduced except in full, without the written approval of UL Verification Services Inc.

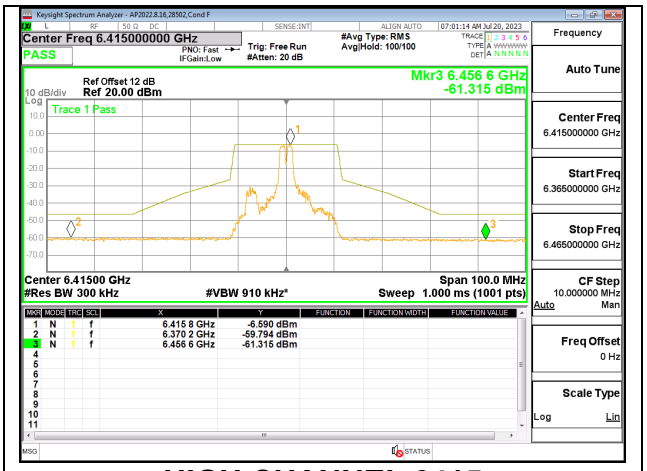

HIGH CHANNEL 6415

1TX Antenna 6 MODE (FCC) MOBILE – 26-Tones, RU Index 8

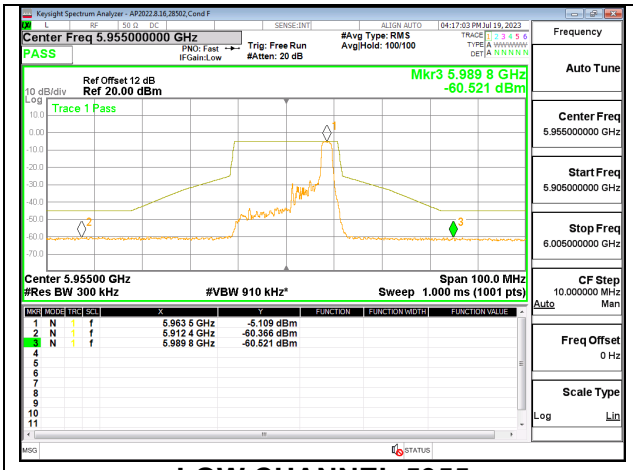

LOW CHANNEL 5955

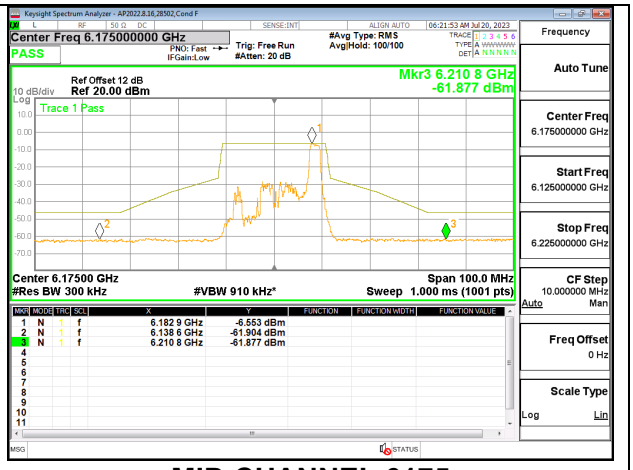

MID CHANNEL 6175

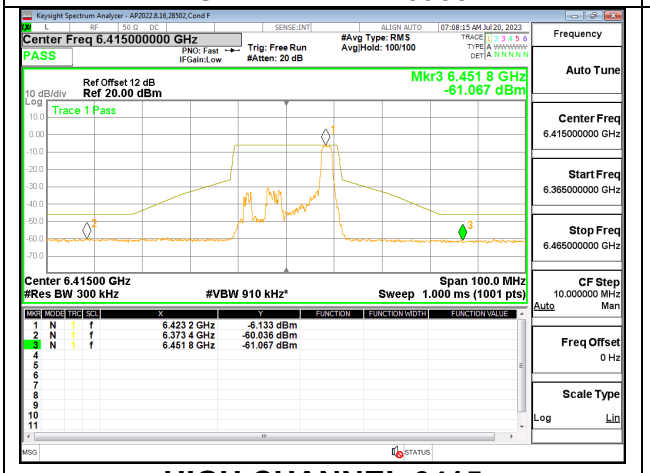

HIGH CHANNEL 6415

UL VERIFICATION SERVICES INC.
47173 Benicia Street, Fremont, CA 94538; USA TEL:(510) 319-4000 FAX:(510) 661-0888

This report shall not be reproduced except in full, without the written approval of UL Verification Services Inc.

1TX Antenna 6 MODE (FCC) MOBILE – SU MODE

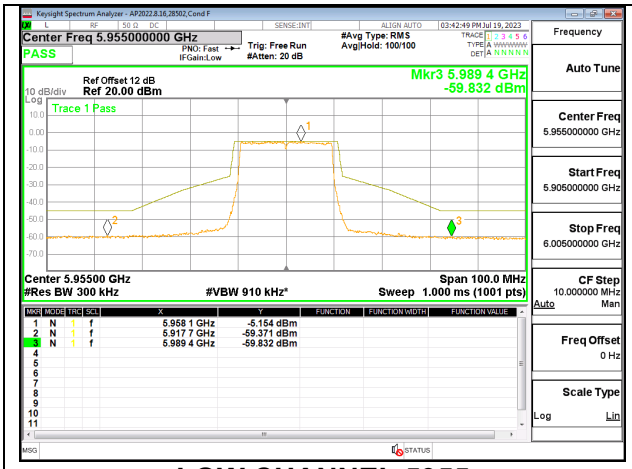

LOW CHANNEL 5955

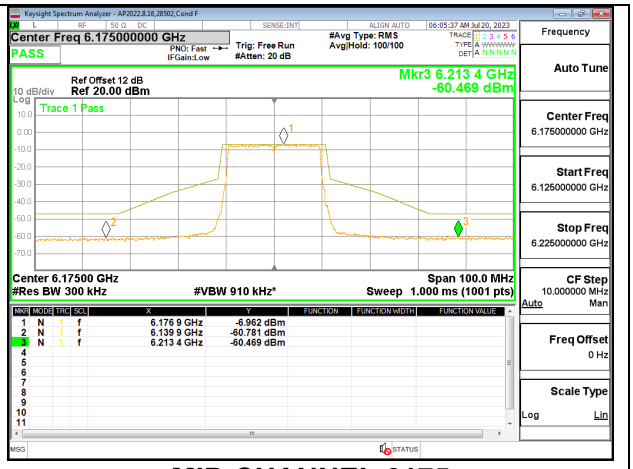

MID CHANNEL 6175

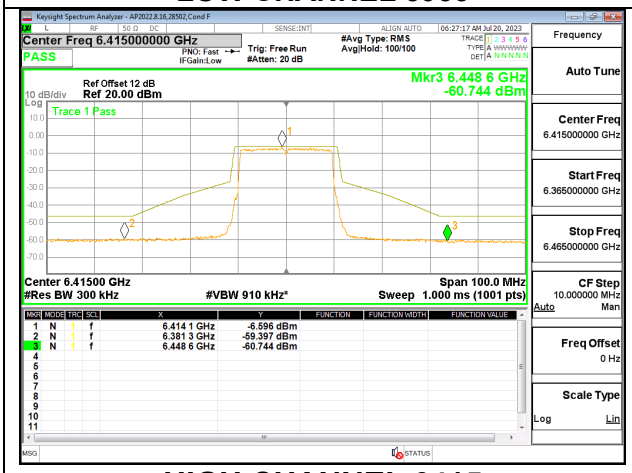

HIGH CHANNEL 6415

UL VERIFICATION SERVICES INC.
47173 Benicia Street, Fremont, CA 94538; USA TEL:(510) 319-4000 FAX:(510) 661-0888

This report shall not be reproduced except in full, without the written approval of UL Verification Services Inc.