2TX Antenna 6 + Antenna 5 SDM MODE: SU Mode

Channel	Frequency (MHz)	26 dB Bandwidth Antenna 6 (MHz)	26 dB Bandwidth Antenna 5 (MHz)	99% Bandwidth Antenna 6 (MHz)	99% Bandwidth Antenna 5 (MHz)
Mid	6985	164.30	163.20	155.4600	156.1900

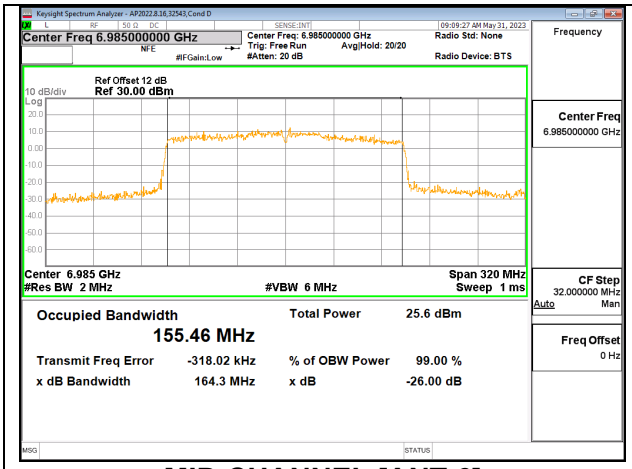

MID CHANNEL [ANT 6]

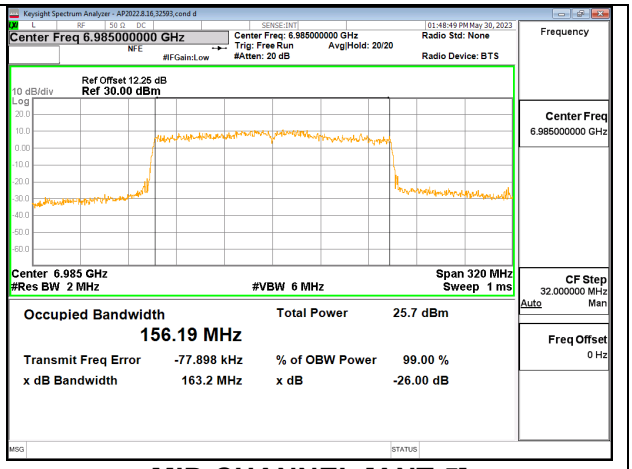

MID CHANNEL [ANT 5]

UL VERIFICATION SERVICES INC.
47173 Benicia Street, Fremont, CA 94538; USA TEL:(510) 319-4000 FAX:(510) 661-0888

This report shall not be reproduced except in full, without the written approval of UL Verification Services Inc.

9.3. LP OUTPUT POWER AND PSD

LIMITS

FCC §15.407

Band 5.925-7.125 GHz

(8) For client devices operating under the control of an indoor access point in the 5.925-7.125 GHz bands, the maximum power spectral density must not exceed −1 dBm e.i.r.p. in any 1-megahertz band, and the maximum e.i.r.p. over the frequency band of operation must not exceed 24 dBm.

TEST PROCEDURE

Conducted Output Power: KDB 789033 D02 v02r01, Section II E.3.b (Method PM-G).

The measurement method used for power spectral density is KDB 789033 D02 v02r01, Section F

UL VERIFICATION SERVICES INC.
47173 Benicia Street, Fremont, CA 94538; USA TEL:(510) 319-4000 FAX:(510) 661-0888

This report shall not be reproduced except in full, without the written approval of UL Verification Services Inc.

DIRECTIONAL ANTENNA GAIN

For 1 TX:

There is only one transmitter output therefore the directional gain is equal to the antenna gain.

For 2 TX:

CDD MIMO Tx chains used uncorrelated gain for EIRP calculation and correlated gain for PSD EIRP calculation; SDM MIMO Tx chains used uncorrelated for both EIRP and PSD EIRP caculation. For the straddle channels, the higher antenna gains were chosen between two bands where straddle channels are located. The directional gains are as follows:

Antenna Gain					
Frequency Range	Sub-band	Antenna 6	Antenna 5	Uncorrelated Chains	Correlated Chains
(MHz)	(MHz)	Gain (dBi)	Gain (dBi)	Directional Gain (dBi)	Directional Gain (dBi)
5925 - 6425 UNII-5	Sub-band 1 (5955 - 6095)	-2.60	-4.00	-3.24	-0.26
	Sub-band 2 (6115 - 6255)	-1.00	-0.90	-0.95	2.06
	Sub-band 3 (6275 - 6415)	-1.40	-0.50	-0.93	2.07
6425 - 6525 UNII-6	N/A	-0.70	-0.50	-0.60	2.41
UNII-6/7 (Straddle Channel)	N/A	1.00	-0.50	-0.31	3.29
6525 - 6875 UNII-7	N/A	1.00	-1.10	0.08	3.02
UNII-7/8 (Straddle Channel)	N/A	1.40	-1.10	0.33	3.25
6875 - 7125 UNII-8	N/A	1.40	-4.80	-0.68	1.85

DIRECTIONAL GAIN CALCULATION:

ANSI C63.10-2013 section 14.4.3

Uncorrelated directional gain=10*LOG((10^(Ant6/10)+10^(Ant5/10))/2)
Correlated directional Gain=10*LOG(((10^(Ant6/20)+10^(Ant5/20))^2)/2)

Sample Calculation at UNII-5 Band:

Ant6=-2.60, Ant5=-4.00

Uncorrelated Antenna gain=10log[(10^(-2.60/10)+10^(-4.00/10))/2]=-3.24 dBi

Correlated Antenna gain=10log[(10^(-2.60/20)+10^(-4.00/20))^2)/2]=-0.26dBi

UL VERIFICATION SERVICES INC.
47173 Benicia Street, Fremont, CA 94538; USA TEL:(510) 319-4000 FAX:(510) 661-0888

This report shall not be reproduced except in full, without the written approval of UL Verification Services Inc.

EIRP Calculation:

1Tx

EIRP corr'd power = =Ant6 + Antenna Gain

Sample Calculation at UNII-5 Band:

Ant6 Power=2.43 dBm

EIRP corr'd power = 2.43 + (-2.60) = -0.17 dBm

2Tx

EIRP corr'd power = 10*LOG(10^(Ant6/10)+10^(Ant5/10)) + uncorrelated directional gain

Sample Calculation at UNII-5 Band:

Ant6 Power=-2.85 dBm, Ant5 Power=-2.92

EIRP corr'd power =10*LOG(10^(-2.85/10)+10^(-2.92/10)) + (-3.24) = -3.12 dBm

EIRP PSD Calculation:

1Tx

EIRP corr'd PSD = DCCF + Ant6 + Antenna Gain

Sample Calculation at UNII-5 Band:

Ant6 PSD= 0.337 dBm/1MHz

EIRP corr'd PSD = 0 + 0.337 + (-2.60) = -2.263 dBm/1MHz

2Tx

EIRP corr'd PSD = (10*LOG(10^((DCCF +Ant6)/10)+10^((DCCF+Ant5)/10)))+correlated directional gain

Sample Calculation at UNII-5 Band:

Ant6 PSD=-5.065 dBm/1MHz, Ant5 PSD=-5.297 dBm/1MHz

EIRP corr'd PSD = =(10*LOG(10^((0+(-5.065))/10)+10^((0+(-5.297))/10)))+(-0.26) = -2.431 dBm/1MHz

UL VERIFICATION SERVICES INC.
47173 Benicia Street, Fremont, CA 94538; USA TEL:(510) 319-4000 FAX:(510) 661-0888

This report shall not be reproduced except in full, without the written approval of UL Verification Services Inc.

9.3.1. 802.11ax HE20 MODE IN THE UNII-5 BAND

1TX Antenna 6 MODE (FCC) MOBILE – 26 Tones, RU Index 0

Test Engineer:	28502
Test Date:	7/20/2023

Antenna Gain and Limits

Channel	Frequency (MHz)	Directional Gain (dBi)	EIRP Power Limit (dBm)	EIRP PSD Limit (dBm/ 1MHz)
Low	5955	-2.60	24.00	-1.00
Mid	6175	-1.00	24.00	-1.00
High	6415	-1.40	24.00	-1.00

Duty Cycle CF (dB)	0.00	**Included in Calculations of Corr'd PSD**

Output Power Results

Channel	Frequency (MHz)	Antenna 6 Meas Power (dBm)	Total EIRP Corr'd Power (dBm)	EIRP Power Limit (dBm)	Power Margin (dB)
Low	5955	2.43	-0.17	24.00	-24.17
Mid	6175	0.73	-0.27	24.00	-24.27
High	6415	0.47	-0.93	24.00	-24.93

PSD Results

Channel	Frequency (MHz)	Antenna 6 Meas PSD (dBm/1MHz)	Total EIRP Corr'd PSD (dBm/1MHz)	EIRP PSD Limit (dBm/ 1MHz)	PSD Margin (dB)
Low	5955	0.337	-2.263	-1.00	-1.263
Mid	6175	-1.559	-2.559	-1.00	-1.559
High	6415	-1.600	-3.000	-1.00	-2.000

MID CHANNEL

UL VERIFICATION SERVICES INC.
47173 Benicia Street, Fremont, CA 94538; USA TEL:(510) 319-4000 FAX:(510) 661-0888

This report shall not be reproduced except in full, without the written approval of UL Verification Services Inc.

1TX Antenna 6 MODE (FCC) MOBILE – 26 Tones, RU Index 4

Test Engineer:	28502
Test Date:	7/20/2023

Antenna Gain and Limits

Channel	Frequency (MHz)	Directional Gain (dBi)	EIRP Power Limit (dBm)	EIRP PSD Limit (dBm/ 1MHz)
Low	5955	-2.60	24.00	-1.00
Mid	6175	-1.00	24.00	-1.00
High	6415	-1.40	24.00	-1.00

Duty Cycle CF (dB)	0.00	**Included in Calculations of Corr'd PSD**

Output Power Results

Channel	Frequency (MHz)	Antenna 6 Meas Power (dBm)	Total EIRP Corr'd Power (dBm)	EIRP Power Limit (dBm)	Power Margin (dB)
Low	5955	2.41	-0.19	24.00	-24.19
Mid	6175	0.72	-0.28	24.00	-24.28
High	6415	0.43	-0.97	24.00	-24.97

PSD Results

Channel	Frequency (MHz)	Antenna 6 Meas PSD (dBm/1MHz)	Total EIRP Corr'd PSD (dBm/1MHz)	EIRP PSD Limit (dBm/ 1MHz)	PSD Margin (dB)
Low	5955	-0.515	-3.115	-1.00	-2.115
Mid	6175	-2.412	-3.412	-1.00	-2.412
High	6415	-2.653	-4.053	-1.00	-3.053

MID CHANNEL

UL VERIFICATION SERVICES INC.
47173 Benicia Street, Fremont, CA 94538; USA TEL:(510) 319-4000 FAX:(510) 661-0888

This report shall not be reproduced except in full, without the written approval of UL Verification Services Inc.

1TX Antenna 6 MODE (FCC) MOBILE – 26 Tones, RU Index 8

Test Engineer:	28502
Test Date:	7/20/2023

Antenna Gain and Limits

Channel	Frequency (MHz)	Directional Gain (dBi)	EIRP Power Limit (dBm)	EIRP PSD Limit (dBm/ 1MHz)
Low	5955	-2.60	24.00	-1.00
Mid	6175	-1.00	24.00	-1.00
High	6415	-1.40	24.00	-1.00

Duty Cycle CF (dB)	0.00	**Included in Calculations of Corr'd PSD**

Output Power Results

Channel	Frequency (MHz)	Antenna 6 Meas Power (dBm)	Total EIRP Corr'd Power (dBm)	EIRP Power Limit (dBm)	Power Margin (dB)
Low	5955	2.45	-0.15	24.00	-24.15
Mid	6175	0.72	-0.28	24.00	-24.28
High	6415	0.42	-0.98	24.00	-24.98

PSD Results

Channel	Frequency (MHz)	Antenna 6 Meas PSD (dBm/1MHz)	Total EIRP Corr'd PSD (dBm/1MHz)	EIRP PSD Limit (dBm/ 1MHz)	PSD Margin (dB)
Low	5955	0.578	-2.022	-1.00	-1.022
Mid	6175	-1.857	-2.857	-1.00	-1.857
High	6415	-1.647	-3.047	-1.00	-2.047

MID CHANNEL

UL VERIFICATION SERVICES INC.
47173 Benicia Street, Fremont, CA 94538; USA TEL:(510) 319-4000 FAX:(510) 661-0888

This report shall not be reproduced except in full, without the written approval of UL Verification Services Inc.

1TX Antenna 6 MODE (FCC) MOBILE – SU Mode

Test Engineer:	28502
Test Date:	7/20/2023

Antenna Gain and Limits

Channel	Frequency (MHz)	Directional Gain (dBi)	EIRP Power Limit (dBm)	EIRP PSD Limit (dBm/ 1MHz)
Low	5955	-2.60	24.00	-1.00
Mid	6175	-1.00	24.00	-1.00
High	6415	-1.40	24.00	-1.00

Duty Cycle CF (dB)	0.00	**Included in Calculations of Corr'd PSD**

Output Power Results

Channel	Frequency (MHz)	Antenna 6 Meas Power (dBm)	Total EIRP Corr'd Power (dBm)	EIRP Power Limit (dBm)	Power Margin (dB)
Low	5955	11.47	8.87	24.00	-15.13
Mid	6175	9.72	8.72	24.00	-15.28
High	6415	9.42	8.02	24.00	-15.98

PSD Results

Channel	Frequency (MHz)	Antenna 6 Meas PSD (dBm/1MHz)	Total EIRP Corr'd PSD (dBm/1MHz)	EIRP PSD Limit (dBm/ 1MHz)	PSD Margin (dB)
Low	5955	0.264	-2.336	-1.00	-1.336
Mid	6175	-1.688	-2.688	-1.00	-1.688
High	6415	-2.067	-3.467	-1.00	-2.467

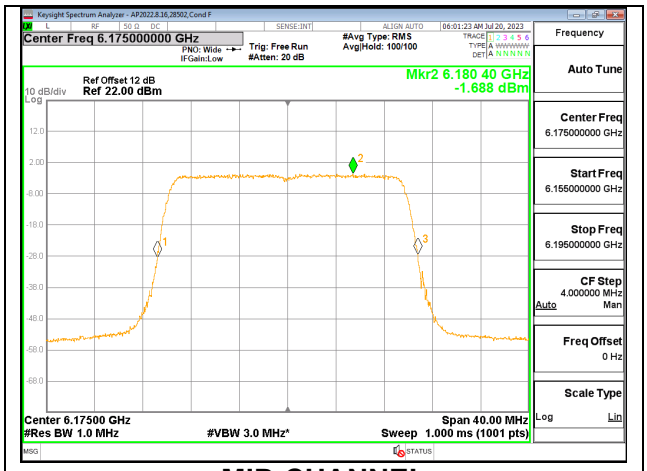

MID CHANNEL

UL VERIFICATION SERVICES INC.
47173 Benicia Street, Fremont, CA 94538; USA TEL:(510) 319-4000 FAX:(510) 661-0888

This report shall not be reproduced except in full, without the written approval of UL Verification Services Inc.

1TX Antenna 5 MODE (FCC) MOBILE – 26 Tones, RU Index 0

Test Engineer:	28502
Test Date:	7/21/2023

Antenna Gain and Limits

Channel	Frequency (MHz)	Directional Gain (dBi)	EIRP Power Limit (dBm)	EIRP PSD Limit (dBm/ 1MHz)
Low	5955	-4.00	24.00	-1.00
Mid	6175	-0.90	24.00	-1.00
High	6415	-0.50	24.00	-1.00

Duty Cycle CF (dB)	0.00	**Included in Calculations of Corr'd PSD**

Output Power Results

Channel	Frequency (MHz)	Antenna 5 Meas Power (dBm)	Total EIRP Corr'd Power (dBm)	EIRP Power Limit (dBm)	Power Margin (dB)
Low	5955	2.47	-1.53	24.00	-25.53
Mid	6175	0.74	-0.16	24.00	-24.16
High	6415	0.48	-0.02	24.00	-24.02

PSD Results

Channel	Frequency (MHz)	Antenna 5 Meas PSD (dBm/1MHz)	Total EIRP Corr'd PSD (dBm/1MHz)	EIRP PSD Limit (dBm/ 1MHz)	PSD Margin (dB)
Low	5955	0.302	-3.698	-1.00	-2.698
Mid	6175	-1.722	-2.622	-1.00	-1.622
High	6415	-1.507	-2.007	-1.00	-1.007

MID CHANNEL

UL VERIFICATION SERVICES INC.
47173 Benicia Street, Fremont, CA 94538; USA TEL:(510) 319-4000 FAX:(510) 661-0888

This report shall not be reproduced except in full, without the written approval of UL Verification Services Inc.

1TX Antenna 5 MODE (FCC) MOBILE – 26 Tones, RU Index 4

Test Engineer:	28502
Test Date:	7/21/2023

Antenna Gain and Limits

Channel	Frequency (MHz)	Directional Gain (dBi)	EIRP Power Limit (dBm)	EIRP PSD Limit (dBm/ 1MHz)
Low	5955	-4.00	24.00	-1.00
Mid	6175	-0.90	24.00	-1.00
High	6415	-0.50	24.00	-1.00

Duty Cycle CF (dB)	0.00	**Included in Calculations of Corr'd PSD**

Output Power Results

Channel	Frequency (MHz)	Antenna 5 Meas Power (dBm)	Total EIRP Corr'd Power (dBm)	EIRP Power Limit (dBm)	Power Margin (dB)
Low	5955	2.43	-1.57	24.00	-25.57
Mid	6175	0.71	-0.19	24.00	-24.19
High	6415	0.43	-0.07	24.00	-24.07

PSD Results

Channel	Frequency (MHz)	Antenna 5 Meas PSD (dBm/1MHz)	Total EIRP Corr'd PSD (dBm/1MHz)	EIRP PSD Limit (dBm/ 1MHz)	PSD Margin (dB)
Low	5955	-0.354	-4.354	-1.00	-3.354
Mid	6175	-2.423	-3.323	-1.00	-2.323
High	6415	-2.485	-2.985	-1.00	-1.985

MID CHANNEL

UL VERIFICATION SERVICES INC.
47173 Benicia Street, Fremont, CA 94538; USA TEL:(510) 319-4000 FAX:(510) 661-0888

This report shall not be reproduced except in full, without the written approval of UL Verification Services Inc.

1TX Antenna 5 MODE (FCC) MOBILE – 26 Tones, RU Index 8

Test Engineer:	28502
Test Date:	7/21/2023

Antenna Gain and Limits

Channel	Frequency (MHz)	Directional Gain (dBi)	EIRP Power Limit (dBm)	EIRP PSD Limit (dBm/ 1MHz)
Low	5955	-4.00	24.00	-1.00
Mid	6175	-0.90	24.00	-1.00
High	6415	-0.50	24.00	-1.00

Duty Cycle CF (dB)	0.00	**Included in Calculations of Corr'd PSD**

Output Power Results

Channel	Frequency (MHz)	Antenna 5 Meas Power (dBm)	Total EIRP Corr'd Power (dBm)	EIRP Power Limit (dBm)	Power Margin (dB)
Low	5955	2.45	-1.55	24.00	-25.55
Mid	6175	0.71	-0.19	24.00	-24.19
High	6415	0.45	-0.05	24.00	-24.05

PSD Results

Channel	Frequency (MHz)	Antenna 5 Meas PSD (dBm/1MHz)	Total EIRP Corr'd PSD (dBm/1MHz)	EIRP PSD Limit (dBm/ 1MHz)	PSD Margin (dB)
Low	5955	0.304	-3.696	-1.00	-2.696
Mid	6175	-1.675	-2.575	-1.00	-1.575
High	6415	-1.669	-2.169	-1.00	-1.169

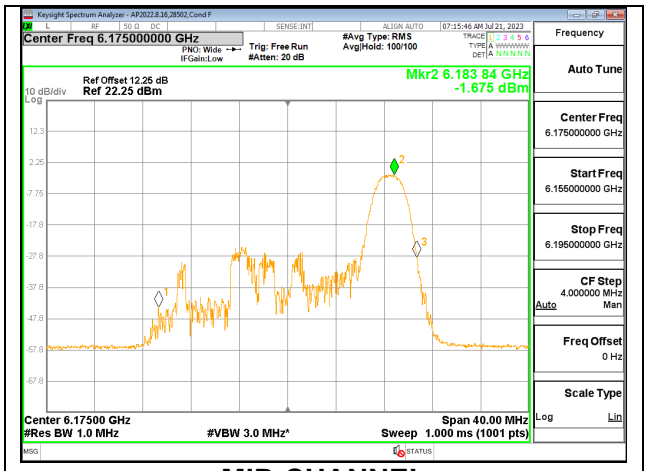

MID CHANNEL

UL VERIFICATION SERVICES INC.
47173 Benicia Street, Fremont, CA 94538; USA TEL:(510) 319-4000 FAX:(510) 661-0888

This report shall not be reproduced except in full, without the written approval of UL Verification Services Inc.

1TX Antenna 5 MODE (FCC) MOBILE – SU Mode

Test Engineer:	28502
Test Date:	7/20/2023

Antenna Gain and Limits

Channel	Frequency (MHz)	Directional Gain (dBi)	EIRP Power Limit (dBm)	EIRP PSD Limit (dBm/ 1MHz)
Low	5955	-4.00	24.00	-1.00
Mid	6175	-0.90	24.00	-1.00
High	6415	-0.50	24.00	-1.00

Duty Cycle CF (dB)	0.00	**Included in Calculations of Corr'd PSD**

Output Power Results

Channel	Frequency (MHz)	Antenna 5 Meas Power (dBm)	Total EIRP Corr'd Power (dBm)	EIRP Power Limit (dBm)	Power Margin (dB)
Low	5955	11.45	7.45	24.00	-16.55
Mid	6175	9.71	8.81	24.00	-15.19
High	6415	9.42	8.92	24.00	-15.08

PSD Results

Channel	Frequency (MHz)	Antenna 5 Meas PSD (dBm/1MHz)	Total EIRP Corr'd PSD (dBm/1MHz)	EIRP PSD Limit (dBm/ 1MHz)	PSD Margin (dB)
Low	5955	0.357	-3.643	-1.00	-2.643
Mid	6175	-1.707	-2.607	-1.00	-1.607
High	6415	-1.990	-2.490	-1.00	-1.490

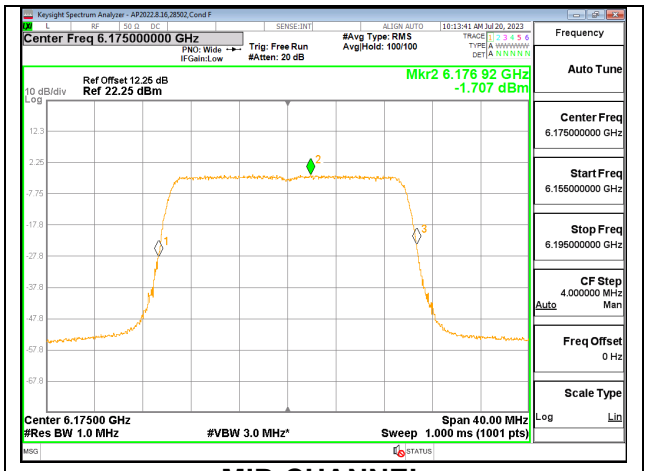

MID CHANNEL

UL VERIFICATION SERVICES INC.
47173 Benicia Street, Fremont, CA 94538; USA TEL:(510) 319-4000 FAX:(510) 661-0888

This report shall not be reproduced except in full, without the written approval of UL Verification Services Inc.

2TX Antenna 6 + Antenna 5 OFDMA MODE (FCC) MOBILE – 26 Tones, RU Index 0

Test Engineer:	28502
Test Date:	7/21/2023

Antenna Gain and Limits

Channel	Frequency (MHz)	Directional Gain for Power (dBi)	Directional Gain for PSD (dBi)	EIRP Power Limit (dBm)	EIRP PSD Limit (dBm/1MHz)
Low	5955	-3.24	-0.26	24.00	-1.00
Mid	6175	-0.95	2.06	24.00	-1.00
High	6415	-0.93	2.07	24.00	-1.00

Duty Cycle CF (dB)	0.00	**Included in Calculations of Corr'd PSD**

Output Power Results

Channel	Frequency (MHz)	Antenna 6 Meas Power (dBm)	Antenna 5 Meas Power (dBm)	Total EIRP Corr'd Power (dBm)	EIRP Power Limit (dBm)	Power Margin (dB)
Low	5955	-2.85	-2.92	-3.12	24.00	-27.12
Mid	6175	-5.39	-5.36	-3.31	24.00	-27.31
High	6415	-5.35	-5.38	-3.28	24.00	-27.28

PSD Results

Channel	Frequency (MHz)	Antenna 6 Meas PSD (dBm/1MHz)	Antenna 5 Meas PSD (dBm/1MHz)	Total EIRP Corr'd PSD (dBm/1MHz)	EIRP PSD Limit (dBm/1MHz)	PSD Margin (dB)
Low	5955	-5.065	-5.297	-2.431	-1.00	-1.431
Mid	6175	-7.737	-7.464	-2.528	-1.00	-1.528
High	6415	-7.731	-7.616	-2.591	-1.00	-1.591

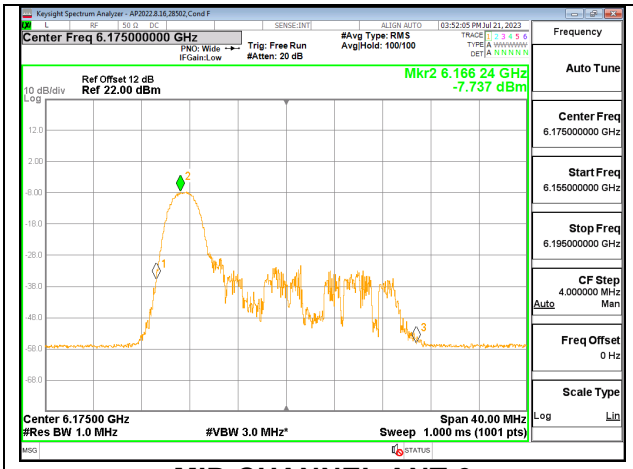

MID CHANNEL ANT 6

MID CHANNEL ANT 5

UL VERIFICATION SERVICES INC.
47173 Benicia Street, Fremont, CA 94538; USA TEL:(510) 319-4000 FAX:(510) 661-0888

This report shall not be reproduced except in full, without the written approval of UL Verification Services Inc.

2TX Antenna 6 + Antenna 5 OFDMA MODE (FCC) MOBILE – 26 Tones, RU Index 4

Test Engineer:	28502
Test Date:	7/21/2023

Antenna Gain and Limits

Channel	Frequency (MHz)	Directional Gain for Power (dBi)	Directional Gain for PSD (dBi)	EIRP Power Limit (dBm)	EIRP PSD Limit (dBm/1MHz)
Low	5955	-3.24	-0.26	24.00	-1.00
Mid	6175	-0.95	2.06	24.00	-1.00
High	6415	-0.93	2.07	24.00	-1.00

Duty Cycle CF (dB)	0.00	**Included in Calculations of Corr'd PSD**

Output Power Results

Channel	Frequency (MHz)	Antenna 6 Meas Power (dBm)	Antenna 5 Meas Power (dBm)	Total EIRP Corr'd Power (dBm)	EIRP Power Limit (dBm)	Power Margin (dB)
Low	5955	-2.82	-2.85	-3.07	24.00	-27.07
Mid	6175	-5.34	-5.34	-3.28	24.00	-27.28
High	6415	-5.35	-5.38	-3.28	24.00	-27.28

PSD Results

Channel	Frequency (MHz)	Antenna 6 Meas PSD (dBm/1MHz)	Antenna 5 Meas PSD (dBm/1MHz)	Total EIRP Corr'd PSD (dBm/1MHz)	EIRP PSD Limit (dBm/1MHz)	PSD Margin (dB)
Low	5955	-5.949	-6.280	-3.363	-1.00	-2.363
Mid	6175	-8.550	-8.475	-3.442	-1.00	-2.442
High	6415	-8.402	-8.318	-3.278	-1.00	-2.278

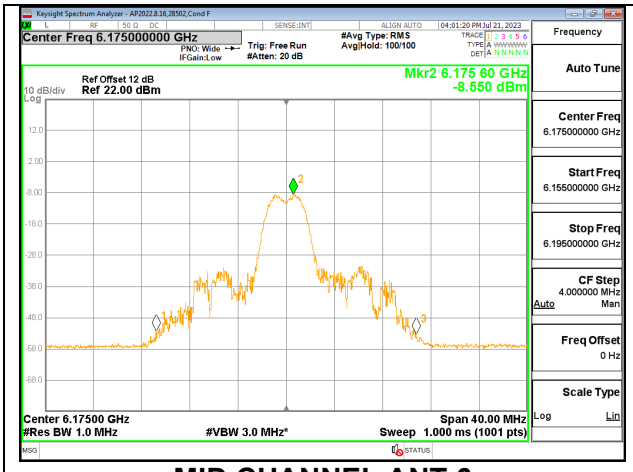

MID CHANNEL ANT 6

MID CHANNEL ANT 5

UL VERIFICATION SERVICES INC.
47173 Benicia Street, Fremont, CA 94538; USA TEL:(510) 319-4000 FAX:(510) 661-0888

This report shall not be reproduced except in full, without the written approval of UL Verification Services Inc.

2TX Antenna 6 + Antenna 5 OFDMA MODE (FCC) MOBILE – 26 Tones, RU Index 8

Test Engineer:	28502
Test Date:	7/21/2023

Antenna Gain and Limits

Channel	Frequency (MHz)	Directional Gain for Power (dBi)	Directional Gain for PSD (dBi)	EIRP Power Limit (dBm)	EIRP PSD Limit (dBm/1MHz)
Low	5955	-3.24	-0.26	24.00	-1.00
Mid	6175	-0.95	2.06	24.00	-1.00
High	6415	-0.93	2.07	24.00	-1.00

Duty Cycle CF (dB)	0.00	**Included in Calculations of Corr'd PSD**

Output Power Results

Channel	Frequency (MHz)	Antenna 6 Meas Power (dBm)	Antenna 5 Meas Power (dBm)	Total EIRP Corr'd Power (dBm)	EIRP Power Limit (dBm)	Power Margin (dB)
Low	5955	-2.85	-2.87	-3.09	24.00	-27.09
Mid	6175	-5.37	-5.33	-3.29	24.00	-27.29
High	6415	-5.35	-5.36	-3.27	24.00	-27.27

PSD Results

Channel	Frequency (MHz)	Antenna 6 Meas PSD (dBm/1MHz)	Antenna 5 Meas PSD (dBm/1MHz)	Total EIRP Corr'd PSD (dBm/1MHz)	EIRP PSD Limit (dBm/1MHz)	PSD Margin (dB)
Low	5955	-5.162	-5.101	-2.383	-1.00	-1.383
Mid	6175	-7.535	-7.846	-2.617	-1.00	-1.617
High	6415	-7.619	-7.436	-2.444	-1.00	-1.444

MID CHANNEL ANT 6

MID CHANNEL ANT 5

UL VERIFICATION SERVICES INC.
47173 Benicia Street, Fremont, CA 94538; USA TEL:(510) 319-4000 FAX:(510) 661-0888

This report shall not be reproduced except in full, without the written approval of UL Verification Services Inc.

2TX Antenna 6 + Antenna 5 OFDMA MODE (FCC) MOBILE – SU Mode

Test Engineer:	28502
Test Date:	7/21/2023

Antenna Gain and Limits

Channel	Frequency (MHz)	Directional Gain for Power (dBi)	Directional Gain for PSD (dBi)	EIRP Power Limit (dBm)	EIRP PSD Limit (dBm/1MHz)
Low	5955	-3.24	-0.26	24.00	-1.00
Mid	6175	-0.95	2.06	24.00	-1.00
High	6415	-0.93	2.07	24.00	-1.00

Duty Cycle CF (dB)	0.00	**Included in Calculations of Corr'd PSD**

Output Power Results

Channel	Frequency (MHz)	Antenna 6 Meas Power (dBm)	Antenna 5 Meas Power (dBm)	Total EIRP Corr'd Power (dBm)	EIRP Power Limit (dBm)	Power Margin (dB)
Low	5955	6.23	6.24	6.00	24.00	-18.00
Mid	6175	3.71	3.72	5.78	24.00	-18.22
High	6415	3.73	3.72	5.81	24.00	-18.19

PSD Results

Channel	Frequency (MHz)	Antenna 6 Meas PSD (dBm/1MHz)	Antenna 5 Meas PSD (dBm/1MHz)	Total EIRP Corr'd PSD (dBm/1MHz)	EIRP PSD Limit (dBm/1MHz)	PSD Margin (dB)
Low	5955	-4.895	-5.074	-2.235	-1.00	-1.235
Mid	6175	-7.672	-7.723	-2.627	-1.00	-1.627
High	6415	-7.653	-7.586	-2.537	-1.00	-1.537

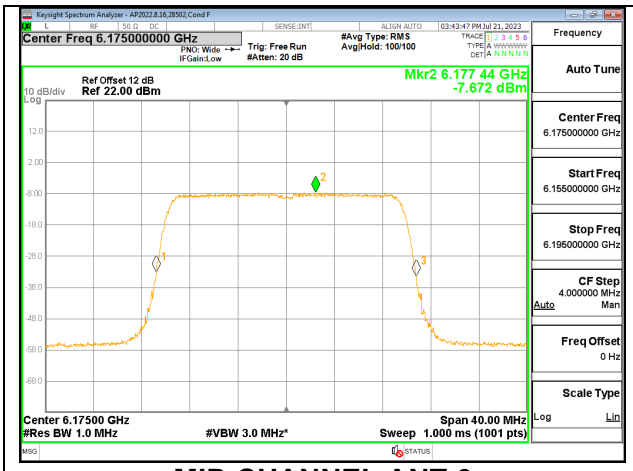

MID CHANNEL ANT 6

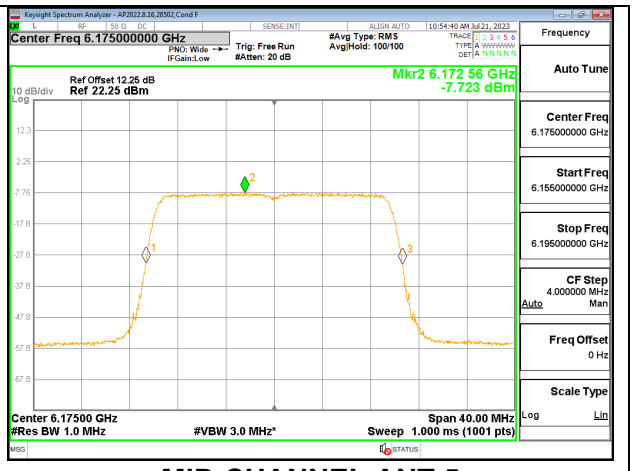

MID CHANNEL ANT 5

UL VERIFICATION SERVICES INC.
47173 Benicia Street, Fremont, CA 94538; USA TEL:(510) 319-4000 FAX:(510) 661-0888

This report shall not be reproduced except in full, without the written approval of UL Verification Services Inc.

2TX Antenna 6 + Antenna 5 SDM MODE (FCC) MOBILE – 26 Tones, RU Index 0

Test Engineer:	19336
Test Date:	7/24/2023

Antenna Gain and Limits

Channel	Frequency (MHz)	Directional Gain for Power (dBi)	Directional Gain for PSD (dBi)	EIRP Power Limit (dBm)	EIRP PSD Limit (dBm/1MHz)
Low	5955	-3.24	-3.24	24.00	-1.00
Mid	6175	-0.95	-0.95	24.00	-1.00
High	6415	-0.93	-0.93	24.00	-1.00

Duty Cycle CF (dB)	0.00	**Included in Calculations of Corr'd PSD**

Output Power Results

Channel	Frequency (MHz)	Antenna 6 Meas Power (dBm)	Antenna 5 Meas Power (dBm)	Total EIRP Corr'd Power (dBm)	EIRP Power Limit (dBm)	Power Margin (dB)
Low	5955	-0.07	-0.05	-0.29	24.00	-24.29
Mid	6175	-2.32	-2.33	-0.26	24.00	-24.26
High	6415	-2.34	-2.36	-0.27	24.00	-24.27

PSD Results

Channel	Frequency (MHz)	Antenna 6 Meas PSD (dBm/1MHz)	Antenna 5 Meas PSD (dBm/1MHz)	Total EIRP Corr'd PSD (dBm/1MHz)	EIRP PSD Limit (dBm/1MHz)	PSD Margin (dB)
Low	5955	-2.561	-2.641	-2.834	-1.00	-1.834
Mid	6175	-4.964	-5.103	-2.972	-1.00	-1.972
High	6415	-5.016	-4.984	-2.916	-1.00	-1.916

MID CHANNEL ANT 6

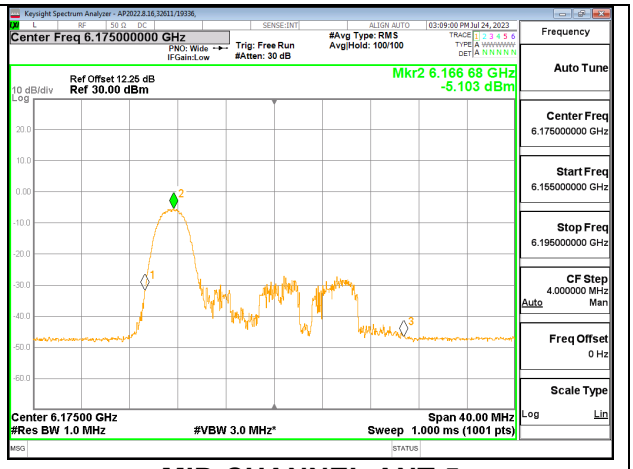

MID CHANNEL ANT 5

UL VERIFICATION SERVICES INC.
47173 Benicia Street, Fremont, CA 94538; USA TEL:(510) 319-4000 FAX:(510) 661-0888

This report shall not be reproduced except in full, without the written approval of UL Verification Services Inc.

2TX Antenna 6 + Antenna 5 SDM MODE (FCC) MOBILE – 26 Tones, RU Index 4

Test Engineer:	19336
Test Date:	7/24/2023

Antenna Gain and Limits

Channel	Frequency (MHz)	Directional Gain for Power (dBi)	Directional Gain for PSD (dBi)	EIRP Power Limit (dBm)	EIRP PSD Limit (dBm/1MHz)
Low	5955	-3.24	-3.24	24.00	-1.00
Mid	6175	-0.95	-0.95	24.00	-1.00
High	6415	-0.93	-0.93	24.00	-1.00

Duty Cycle CF (dB)	0.00	**Included in Calculations of Corr'd PSD**

Output Power Results

Channel	Frequency (MHz)	Antenna 6 Meas Power (dBm)	Antenna 5 Meas Power (dBm)	Total EIRP Corr'd Power (dBm)	EIRP Power Limit (dBm)	Power Margin (dB)
Low	5955	-0.05	-0.02	-0.27	24.00	-24.27
Mid	6175	-2.34	-2.32	-0.27	24.00	-24.27
High	6415	-2.34	-2.38	-0.28	24.00	-24.28

PSD Results

Channel	Frequency (MHz)	Antenna 6 Meas PSD (dBm/1MHz)	Antenna 5 Meas PSD (dBm/1MHz)	Total EIRP Corr'd PSD (dBm/1MHz)	EIRP PSD Limit (dBm/1MHz)	PSD Margin (dB)
Low	5955	-3.281	-3.237	-3.492	-1.00	-2.492
Mid	6175	-6.177	-5.922	-3.987	-1.00	-2.987
High	6415	-5.778	-5.866	-3.738	-1.00	-2.738

MID CHANNEL ANT 6

MID CHANNEL ANT 5

UL VERIFICATION SERVICES INC.
47173 Benicia Street, Fremont, CA 94538; USA TEL:(510) 319-4000 FAX:(510) 661-0888

This report shall not be reproduced except in full, without the written approval of UL Verification Services Inc.

2TX Antenna 6 + Antenna 5 SDM MODE (FCC) MOBILE – 26 Tones, RU Index 8

Test Engineer:	19336
Test Date:	7/24/2023

Antenna Gain and Limits

Channel	Frequency (MHz)	Directional Gain for Power (dBi)	Directional Gain for PSD (dBi)	EIRP Power Limit (dBm)	EIRP PSD Limit (dBm/1MHz)
Low	5955	-3.24	-3.24	24.00	-1.00
Mid	6175	-0.95	-0.95	24.00	-1.00
High	6415	-0.93	-0.93	24.00	-1.00

Duty Cycle CF (dB)	0.00	**Included in Calculations of Corr'd PSD**

Output Power Results

Channel	Frequency (MHz)	Antenna 6 Meas Power (dBm)	Antenna 5 Meas Power (dBm)	Total EIRP Corr'd Power (dBm)	EIRP Power Limit (dBm)	Power Margin (dB)
Low	5955	-0.09	-0.03	-0.29	24.00	-24.29
Mid	6175	-2.37	-2.33	-0.29	24.00	-24.29
High	6415	-2.36	-2.37	-0.28	24.00	-24.28

PSD Results

Channel	Frequency (MHz)	Antenna 6 Meas PSD (dBm/1MHz)	Antenna 5 Meas PSD (dBm/1MHz)	Total EIRP Corr'd PSD (dBm/1MHz)	EIRP PSD Limit (dBm/1MHz)	PSD Margin (dB)
Low	5955	-2.710	-2.730	-2.954	-1.00	-1.954
Mid	6175	-4.926	-5.022	-2.913	-1.00	-1.913
High	6415	-4.792	-4.934	-2.779	-1.00	-1.779

MID CHANNEL ANT 6

MID CHANNEL ANT 5

UL VERIFICATION SERVICES INC.
47173 Benicia Street, Fremont, CA 94538; USA TEL:(510) 319-4000 FAX:(510) 661-0888

This report shall not be reproduced except in full, without the written approval of UL Verification Services Inc.

2TX Antenna 6 + Antenna 5 SDM MODE (FCC) MOBILE – SU Mode

Test Engineer:	19336
Test Date:	7/24/2023

Antenna Gain and Limits

Channel	Frequency (MHz)	Directional Gain for Power (dBi)	Directional Gain for PSD (dBi)	EIRP Power Limit (dBm)	EIRP PSD Limit (dBm/1MHz)
Low	5955	-3.24	-3.24	24.00	-1.00
Mid	6175	-0.95	-0.95	24.00	-1.00
High	6415	-0.93	-0.93	24.00	-1.00

Duty Cycle CF (dB)	0.00	**Included in Calculations of Corr'd PSD**

Output Power Results

Channel	Frequency (MHz)	Antenna 6 Meas Power (dBm)	Antenna 5 Meas Power (dBm)	Total EIRP Corr'd Power (dBm)	EIRP Power Limit (dBm)	Power Margin (dB)
Low	5955	8.91	8.96	8.70	24.00	-15.30
Mid	6175	6.73	6.72	8.79	24.00	-15.21
High	6415	6.70	6.71	8.79	24.00	-15.21

PSD Results

Channel	Frequency (MHz)	Antenna 6 Meas PSD (dBm/1MHz)	Antenna 5 Meas PSD (dBm/1MHz)	Total EIRP Corr'd PSD (dBm/1MHz)	EIRP PSD Limit (dBm/1MHz)	PSD Margin (dB)
Low	5955	-2.537	-2.308	-2.655	-1.00	-1.655
Mid	6175	-4.990	-5.116	-2.992	-1.00	-1.992
High	6415	-4.947	-4.851	-2.815	-1.00	-1.815

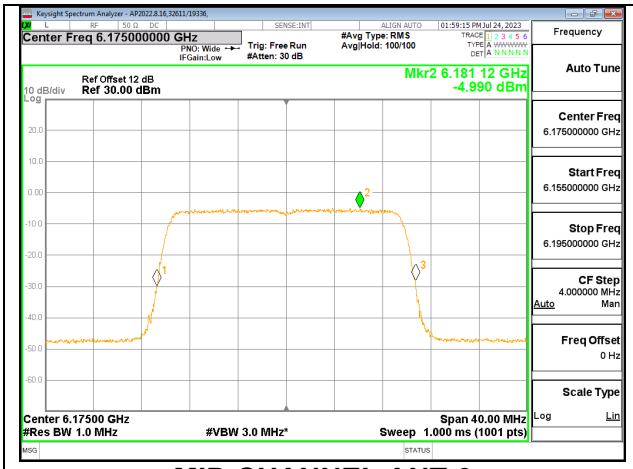

MID CHANNEL ANT 6

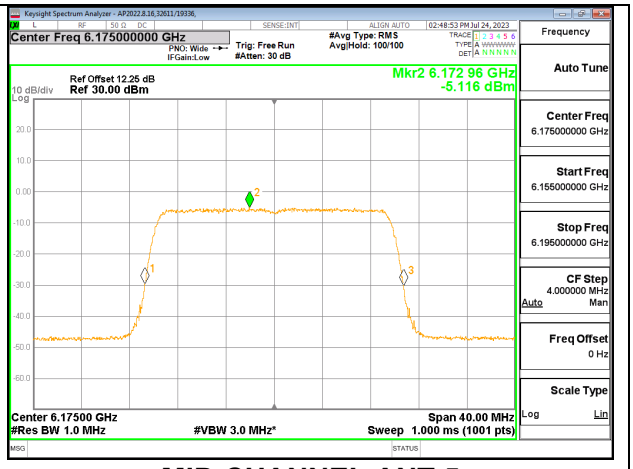

MID CHANNEL ANT 5

UL VERIFICATION SERVICES INC.
47173 Benicia Street, Fremont, CA 94538; USA TEL:(510) 319-4000 FAX:(510) 661-0888

This report shall not be reproduced except in full, without the written approval of UL Verification Services Inc.

9.3.2. 802.11ax HE40 MODE IN THE UNII-5 BAND

1TX Antenna 6 MODE (FCC) MOBILE – 26 Tones, RU Index 0

Test Engineer:	23560
Test Date:	7/22/2023

Antenna Gain and Limits

Channel	Frequency (MHz)	Directional Gain (dBi)	EIRP Power Limit (dBm)	EIRP PSD Limit (dBm/ 1MHz)
Low	5965	-2.60	24.00	-1.00
Mid	6165	-1.00	24.00	-1.00
High	6405	-1.40	24.00	-1.00

Duty Cycle CF (dB)	0.00	**Included in Calculations of Corr'd PSD**

Output Power Results

Channel	Frequency (MHz)	Antenna 6 Meas Power (dBm)	Total EIRP Corr'd Power (dBm)	EIRP Power Limit (dBm)	Power Margin (dB)
Low	5965	2.45	-0.15	24.00	-24.15
Mid	6165	0.73	-0.27	24.00	-24.27
High	6405	0.45	-0.95	24.00	-24.95

PSD Results

Channel	Frequency (MHz)	Antenna 6 Meas PSD (dBm/1MHz)	Total EIRP Corr'd PSD (dBm/1MHz)	EIRP PSD Limit (dBm/ 1MHz)	PSD Margin (dB)
Low	5965	0.216	-2.384	-1.00	-1.384
Mid	6165	-1.280	-2.280	-1.00	-1.280
High	6405	-1.402	-2.802	-1.00	-1.802

MID CHANNEL

UL VERIFICATION SERVICES INC.
47173 Benicia Street, Fremont, CA 94538; USA TEL:(510) 319-4000 FAX:(510) 661-0888

This report shall not be reproduced except in full, without the written approval of UL Verification Services Inc.

1TX Antenna 6 MODE (FCC) MOBILE – 26 Tones, RU Index 8

Test Engineer:	23560
Test Date:	7/22/2023

Antenna Gain and Limits

Channel	Frequency (MHz)	Directional Gain (dBi)	EIRP Power Limit (dBm)	EIRP PSD Limit (dBm/ 1MHz)
Low	5965	-2.60	24.00	-1.00
Mid	6165	-1.00	24.00	-1.00
High	6405	-1.40	24.00	-1.00

Duty Cycle CF (dB)	0.00	**Included in Calculations of Corr'd PSD**

Output Power Results

Channel	Frequency (MHz)	Antenna 6 Meas Power (dBm)	Total EIRP Corr'd Power (dBm)	EIRP Power Limit (dBm)	Power Margin (dB)
Low	5965	2.47	-0.13	24.00	-24.13
Mid	6165	0.69	-0.31	24.00	-24.31
High	6405	0.43	-0.97	24.00	-24.97

PSD Results

Channel	Frequency (MHz)	Antenna 6 Meas PSD (dBm/1MHz)	Total EIRP Corr'd PSD (dBm/1MHz)	EIRP PSD Limit (dBm/ 1MHz)	PSD Margin (dB)
Low	5965	0.366	-2.234	-1.00	-1.234
Mid	6165	-1.477	-2.477	-1.00	-1.477
High	6405	-1.695	-3.095	-1.00	-2.095

MID CHANNEL

UL VERIFICATION SERVICES INC.
47173 Benicia Street, Fremont, CA 94538; USA TEL:(510) 319-4000 FAX:(510) 661-0888

This report shall not be reproduced except in full, without the written approval of UL Verification Services Inc.

1TX Antenna 6 MODE (FCC) MOBILE – 26 Tones, RU Index 17

Test Engineer:	23560
Test Date:	7/22/2023

Antenna Gain and Limits

Channel	Frequency (MHz)	Directional Gain (dBi)	EIRP Power Limit (dBm)	EIRP PSD Limit (dBm/ 1MHz)
Low	5965	-2.60	24.00	-1.00
Mid	6165	-1.00	24.00	-1.00
High	6405	-1.40	24.00	-1.00

Duty Cycle CF (dB)	0.00	**Included in Calculations of Corr'd PSD**

Output Power Results

Channel	Frequency (MHz)	Antenna 6 Meas Power (dBm)	Total EIRP Corr'd Power (dBm)	EIRP Power Limit (dBm)	Power Margin (dB)
Low	5965	2.47	-0.13	24.00	-24.13
Mid	6165	0.74	-0.26	24.00	-24.26
High	6405	0.46	-0.94	24.00	-24.94

PSD Results

Channel	Frequency (MHz)	Antenna 6 Meas PSD (dBm/1MHz)	Total EIRP Corr'd PSD (dBm/1MHz)	EIRP PSD Limit (dBm/ 1MHz)	PSD Margin (dB)
Low	5965	0.211	-2.389	-1.00	-1.389
Mid	6165	-1.274	-2.274	-1.00	-1.274
High	6405	-1.588	-2.988	-1.00	-1.988

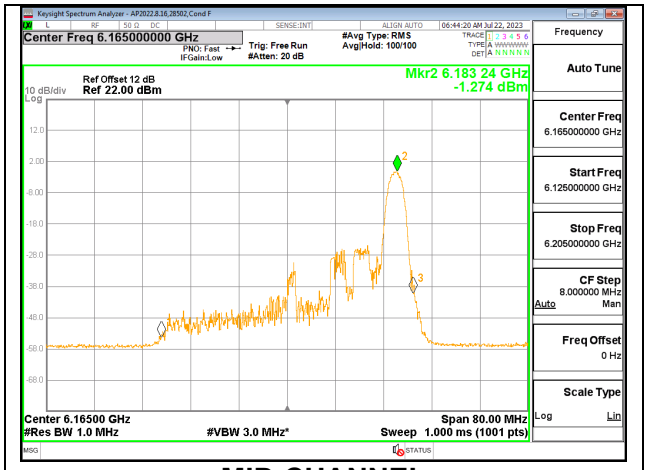

MID CHANNEL

UL VERIFICATION SERVICES INC.
47173 Benicia Street, Fremont, CA 94538; USA TEL:(510) 319-4000 FAX:(510) 661-0888

This report shall not be reproduced except in full, without the written approval of UL Verification Services Inc.

1TX Antenna 6 MODE (FCC) MOBILE – SU Mode

Test Engineer:	23560
Test Date:	7/22/2023

Antenna Gain and Limits

Channel	Frequency (MHz)	Directional Gain (dBi)	EIRP Power Limit (dBm)	EIRP PSD Limit (dBm/ 1MHz)
Low	5965	-2.60	24.00	-1.00
Mid	6165	-1.00	24.00	-1.00
High	6405	-1.40	24.00	-1.00

Duty Cycle CF (dB)	0.00	**Included in Calculations of Corr'd PSD**

Output Power Results

Channel	Frequency (MHz)	Antenna 6 Meas Power (dBm)	Total EIRP Corr'd Power (dBm)	EIRP Power Limit (dBm)	Power Margin (dB)
Low	5965	14.45	11.85	24.00	-12.15
Mid	6165	12.72	11.72	24.00	-12.28
High	6405	12.48	11.08	24.00	-12.92

PSD Results

Channel	Frequency (MHz)	Antenna 6 Meas PSD (dBm/1MHz)	Total EIRP Corr'd PSD (dBm/1MHz)	EIRP PSD Limit (dBm/ 1MHz)	PSD Margin (dB)
Low	5965	0.340	-2.260	-1.00	-1.260
Mid	6165	-1.701	-2.701	-1.00	-1.701
High	6405	-1.803	-3.203	-1.00	-2.203

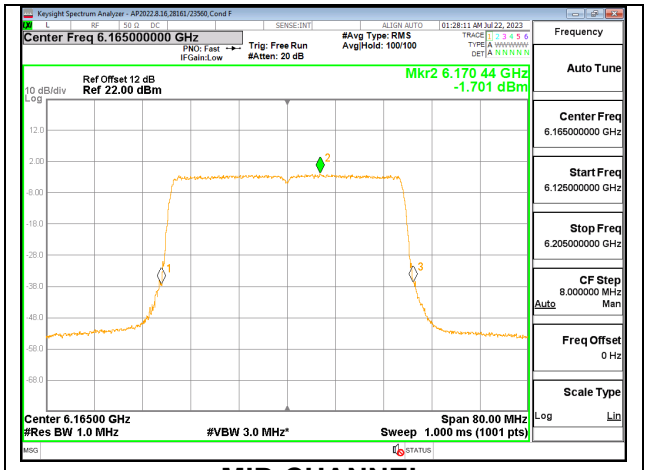

MID CHANNEL

UL VERIFICATION SERVICES INC.
47173 Benicia Street, Fremont, CA 94538; USA TEL:(510) 319-4000 FAX:(510) 661-0888

This report shall not be reproduced except in full, without the written approval of UL Verification Services Inc.

1TX Antenna 5 MODE (FCC) MOBILE – 26 Tones, RU Index 0

Test Engineer:	23560
Test Date:	7/22/2023

Antenna Gain and Limits

Channel	Frequency (MHz)	Directional Gain (dBi)	EIRP Power Limit (dBm)	EIRP PSD Limit (dBm/ 1MHz)
Low	5965	-4.00	24.00	-1.00
Mid	6165	-0.90	24.00	-1.00
High	6405	-0.50	24.00	-1.00

Duty Cycle CF (dB)	0.00	**Included in Calculations of Corr'd PSD**

Output Power Results

Channel	Frequency (MHz)	Antenna 5 Meas Power (dBm)	Total EIRP Corr'd Power (dBm)	EIRP Power Limit (dBm)	Power Margin (dB)
Low	5965	2.45	-1.55	24.00	-25.55
Mid	6165	0.74	-0.16	24.00	-24.16
High	6405	0.45	-0.05	24.00	-24.05

PSD Results

Channel	Frequency (MHz)	Antenna 5 Meas PSD (dBm/1MHz)	Total EIRP Corr'd PSD (dBm/1MHz)	EIRP PSD Limit (dBm/ 1MHz)	PSD Margin (dB)
Low	5965	0.216	-3.784	-1.00	-2.784
Mid	6165	-1.333	-2.233	-1.00	-1.233
High	6405	-1.402	-1.902	-1.00	-0.902

MID CHANNEL

UL VERIFICATION SERVICES INC.
47173 Benicia Street, Fremont, CA 94538; USA TEL:(510) 319-4000 FAX:(510) 661-0888

This report shall not be reproduced except in full, without the written approval of UL Verification Services Inc.

1TX Antenna 5 MODE (FCC) MOBILE – 26 Tones, RU Index 8

Test Engineer:	23560
Test Date:	7/22/2023

Antenna Gain and Limits

Channel	Frequency (MHz)	Directional Gain (dBi)	EIRP Power Limit (dBm)	EIRP PSD Limit (dBm/ 1MHz)
Low	5965	-4.00	24.00	-1.00
Mid	6165	-0.90	24.00	-1.00
High	6405	-0.50	24.00	-1.00

Duty Cycle CF (dB)	0.00	**Included in Calculations of Corr'd PSD**

Output Power Results

Channel	Frequency (MHz)	Antenna 5 Meas Power (dBm)	Total EIRP Corr'd Power (dBm)	EIRP Power Limit (dBm)	Power Margin (dB)
Low	5965	2.47	-1.53	24.00	-25.53
Mid	6165	0.69	-0.21	24.00	-24.21
High	6405	0.43	-0.07	24.00	-24.07

PSD Results

Channel	Frequency (MHz)	Antenna 5 Meas PSD (dBm/1MHz)	Total EIRP Corr'd PSD (dBm/1MHz)	EIRP PSD Limit (dBm/ 1MHz)	PSD Margin (dB)
Low	5965	0.366	-3.634	-1.00	-2.634
Mid	6165	-1.456	-2.356	-1.00	-1.356
High	6405	-1.695	-2.195	-1.00	-1.195

MID CHANNEL

UL VERIFICATION SERVICES INC.
47173 Benicia Street, Fremont, CA 94538; USA TEL:(510) 319-4000 FAX:(510) 661-0888

This report shall not be reproduced except in full, without the written approval of UL Verification Services Inc.

1TX Antenna 5 MODE (FCC) MOBILE – 26 Tones, RU Index 17

Test Engineer:	23560
Test Date:	7/22/2023

Antenna Gain and Limits

Channel	Frequency (MHz)	Directional Gain (dBi)	EIRP Power Limit (dBm)	EIRP PSD Limit (dBm/ 1MHz)
Low	5965	-4.00	24.00	-1.00
Mid	6165	-0.90	24.00	-1.00
High	6405	-0.50	24.00	-1.00

Duty Cycle CF (dB)	0.00	**Included in Calculations of Corr'd PSD**

Output Power Results

Channel	Frequency (MHz)	Antenna 5 Meas Power (dBm)	Total EIRP Corr'd Power (dBm)	EIRP Power Limit (dBm)	Power Margin (dB)
Low	5965	2.47	-1.53	24.00	-25.53
Mid	6165	0.74	-0.16	24.00	-24.16
High	6405	0.46	-0.04	24.00	-24.04

PSD Results

Channel	Frequency (MHz)	Antenna 5 Meas PSD (dBm/1MHz)	Total EIRP Corr'd PSD (dBm/1MHz)	EIRP PSD Limit (dBm/ 1MHz)	PSD Margin (dB)
Low	5965	0.211	-3.789	-1.00	-2.789
Mid	6165	-1.305	-2.205	-1.00	-1.205
High	6405	-1.588	-2.088	-1.00	-1.088

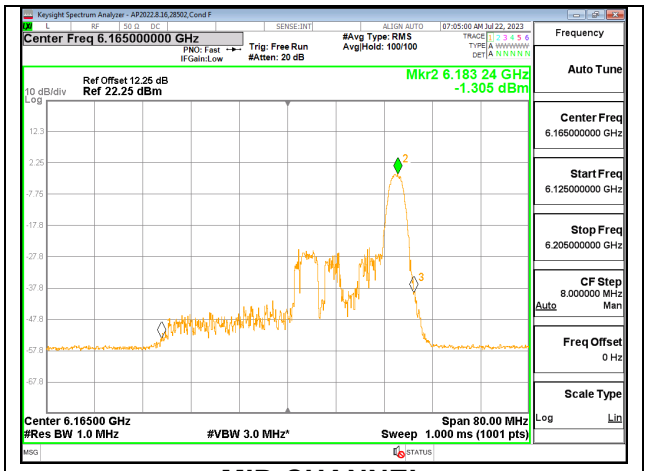

MID CHANNEL

UL VERIFICATION SERVICES INC.
47173 Benicia Street, Fremont, CA 94538; USA TEL:(510) 319-4000 FAX:(510) 661-0888

This report shall not be reproduced except in full, without the written approval of UL Verification Services Inc.

1TX Antenna 5 MODE (FCC) MOBILE – SU Mode

Test Engineer:	23560
Test Date:	7/21/2023

Antenna Gain and Limits

Channel	Frequency (MHz)	Directional Gain (dBi)	EIRP Power Limit (dBm)	EIRP PSD Limit (dBm/ 1MHz)
Low	5965	-4.00	24.00	-1.00
Mid	6165	-0.90	24.00	-1.00
High	6405	-0.50	24.00	-1.00

Duty Cycle CF (dB)	0.00	**Included in Calculations of Corr'd PSD**

Output Power Results

Channel	Frequency (MHz)	Antenna 5 Meas Power (dBm)	Total EIRP Corr'd Power (dBm)	EIRP Power Limit (dBm)	Power Margin (dB)
Low	5965	14.45	10.45	24.00	-13.55
Mid	6165	12.70	11.80	24.00	-12.20
High	6405	12.48	11.98	24.00	-12.02

PSD Results

Channel	Frequency (MHz)	Antenna 5 Meas PSD (dBm/1MHz)	Total EIRP Corr'd PSD (dBm/1MHz)	EIRP PSD Limit (dBm/ 1MHz)	PSD Margin (dB)
Low	5965	0.340	-3.660	-1.00	-2.660
Mid	6165	-1.735	-2.635	-1.00	-1.635
High	6405	-1.803	-2.303	-1.00	-1.303

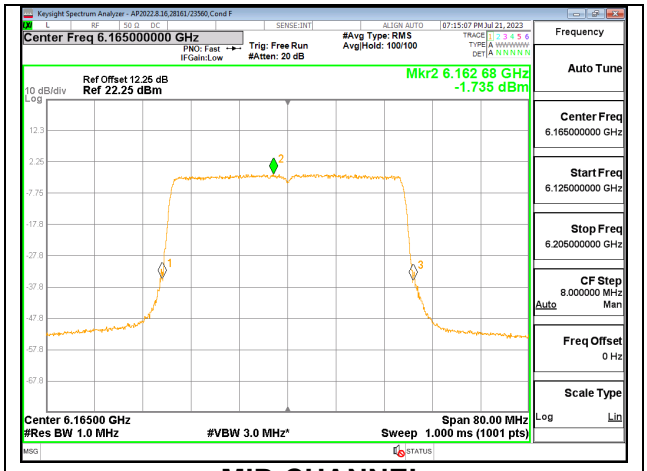

MID CHANNEL

UL VERIFICATION SERVICES INC.
47173 Benicia Street, Fremont, CA 94538; USA TEL:(510) 319-4000 FAX:(510) 661-0888

This report shall not be reproduced except in full, without the written approval of UL Verification Services Inc.

2TX Antenna 6 + Antenna 5 OFDMA MODE (FCC) MOBILE – 26 Tones, RU Index 0

Test Engineer:	23560
Test Date:	7/22/2023

Antenna Gain and Limits

Channel	Frequency (MHz)	Directional Gain for Power (dBi)	Directional Gain for PSD (dBi)	EIRP Power Limit (dBm)	EIRP PSD Limit (dBm/ 1MHz)
Low	5965	-3.24	-0.26	24.00	-1.00
Mid	6165	-0.95	2.06	24.00	-1.00
High	6405	-0.93	2.07	24.00	-1.00

Duty Cycle CF (dB)	0.00	**Included in Calculations of Corr'd PSD**

Output Power Results

Channel	Frequency (MHz)	Antenna 6 Meas Power (dBm)	Antenna 5 Meas Power (dBm)	Total EIRP Corr'd Power (dBm)	EIRP Power Limit (dBm)	Power Margin (dB)
Low	5965	-2.88	-2.83	-3.09	24.00	-27.09
Mid	6165	-5.35	-5.40	-3.31	24.00	-27.31
High	6405	-5.38	-5.33	-3.27	24.00	-27.27

PSD Results

Channel	Frequency (MHz)	Antenna 6 Meas PSD (dBm/1MHz)	Antenna 5 Meas PSD (dBm/1MHz)	Total EIRP Corr'd PSD (dBm/1MHz)	EIRP PSD Limit (dBm/ 1MHz)	PSD Margin (dB)
Low	5965	-5.440	-5.636	-2.788	-1.00	-1.788
Mid	6165	-8.231	-7.995	-3.041	-1.00	-2.041
High	6405	-8.063	-7.904	-2.901	-1.00	-1.901

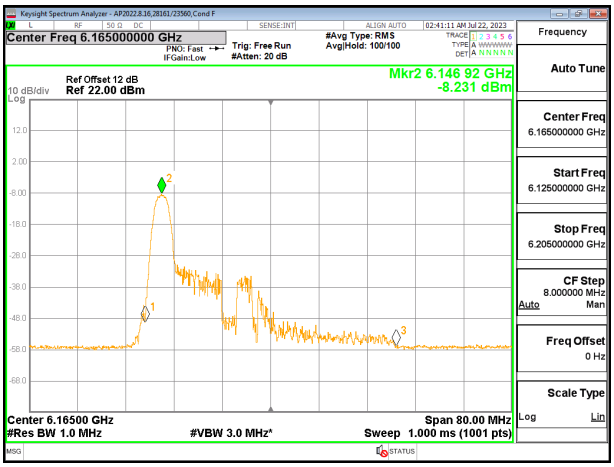

LOW CHANNEL [ANT 6]

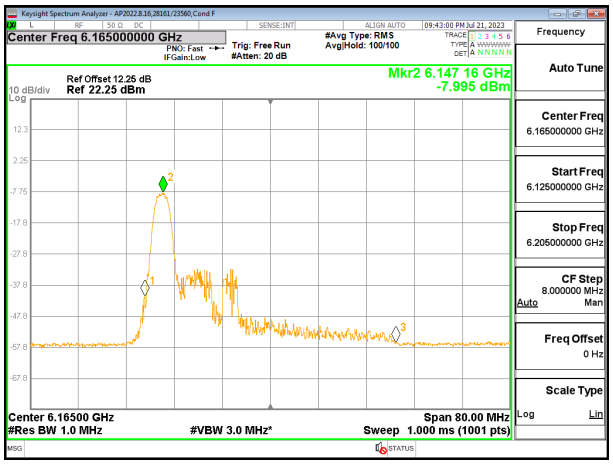

LOW CHANNEL [ANT 5]

UL VERIFICATION SERVICES INC.
47173 Benicia Street, Fremont, CA 94538; USA TEL:(510) 319-4000 FAX:(510) 661-0888

This report shall not be reproduced except in full, without the written approval of UL Verification Services Inc.

2TX Antenna 6 + Antenna 5 OFDMA MODE (FCC) MOBILE – 26 Tones, RU Index 8

Test Engineer:	23560
Test Date:	7/22/2023

Antenna Gain and Limits

Channel	Frequency (MHz)	Directional Gain for Power (dBi)	Directional Gain for PSD (dBi)	EIRP Power Limit (dBm)	EIRP PSD Limit (dBm/ 1MHz)
Low	5965	-3.24	-0.26	24.00	-1.00
Mid	6165	-0.95	2.06	24.00	-1.00
High	6405	-0.93	2.07	24.00	-1.00

Duty Cycle CF (dB)	0.00	**Included in Calculations of Corr'd PSD**

Output Power Results

Channel	Frequency (MHz)	Antenna 6 Meas Power (dBm)	Antenna 5 Meas Power (dBm)	Total EIRP Corr'd Power (dBm)	EIRP Power Limit (dBm)	Power Margin (dB)
Low	5965	-2.88	-2.85	-3.10	24.00	-27.10
Mid	6165	-5.37	-5.33	-3.29	24.00	-27.29
High	6405	-5.37	-5.48	-3.34	24.00	-27.34

PSD Results

Channel	Frequency (MHz)	Antenna 6 Meas PSD (dBm/1MHz)	Antenna 5 Meas PSD (dBm/1MHz)	Total EIRP Corr'd PSD (dBm/1MHz)	EIRP PSD Limit (dBm/ 1MHz)	PSD Margin (dB)
Low	5965	-5.491	-5.406	-2.700	-1.00	-1.700
Mid	6165	-8.189	-8.024	-3.035	-1.00	-2.035
High	6405	-7.847	-8.064	-2.872	-1.00	-1.872

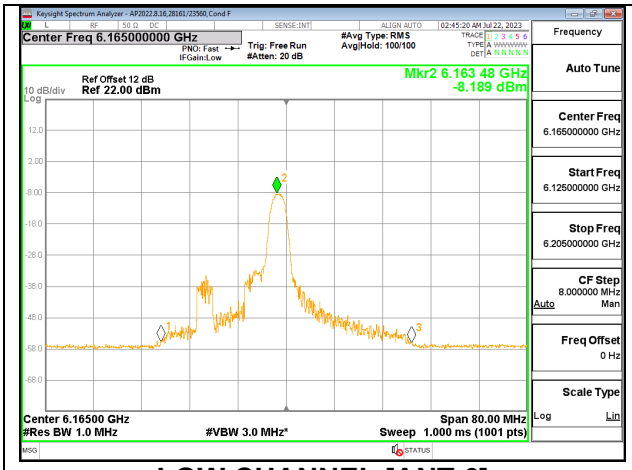

LOW CHANNEL [ANT 6]

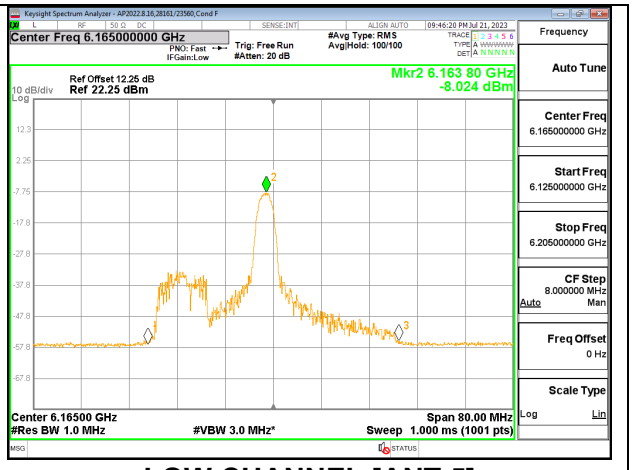

LOW CHANNEL [ANT 5]

UL VERIFICATION SERVICES INC.
47173 Benicia Street, Fremont, CA 94538; USA TEL:(510) 319-4000 FAX:(510) 661-0888

This report shall not be reproduced except in full, without the written approval of UL Verification Services Inc.

2TX Antenna 6 + Antenna 5 OFDMA MODE (FCC) MOBILE – 26 Tones, RU Index 17

Test Engineer:	23560
Test Date:	7/22/2023

Antenna Gain and Limits

Channel	Frequency (MHz)	Directional Gain for Power (dBi)	Directional Gain for PSD (dBi)	EIRP Power Limit (dBm)	EIRP PSD Limit (dBm/ 1MHz)
Low	5965	-3.24	-0.26	24.00	-1.00
Mid	6165	-0.95	2.06	24.00	-1.00
High	6405	-0.93	2.07	24.00	-1.00

Duty Cycle CF (dB)	0.00	**Included in Calculations of Corr'd PSD**

Output Power Results

Channel	Frequency (MHz)	Antenna 6 Meas Power (dBm)	Antenna 5 Meas Power (dBm)	Total EIRP Corr'd Power (dBm)	EIRP Power Limit (dBm)	Power Margin (dB)
Low	5965	-2.85	-2.90	-3.11	24.00	-27.11
Mid	6165	-5.37	-5.40	-3.32	24.00	-27.32
High	6405	-5.40	-5.36	-3.30	24.00	-27.30

PSD Results

Channel	Frequency (MHz)	Antenna 6 Meas PSD (dBm/1MHz)	Antenna 5 Meas PSD (dBm/1MHz)	Total EIRP Corr'd PSD (dBm/1MHz)	EIRP PSD Limit (dBm/ 1MHz)	PSD Margin (dB)
Low	5965	-5.643	-5.651	-2.898	-1.00	-1.898
Mid	6165	-7.937	-8.079	-2.937	-1.00	-1.937
High	6405	-7.893	-7.838	-2.783	-1.00	-1.783

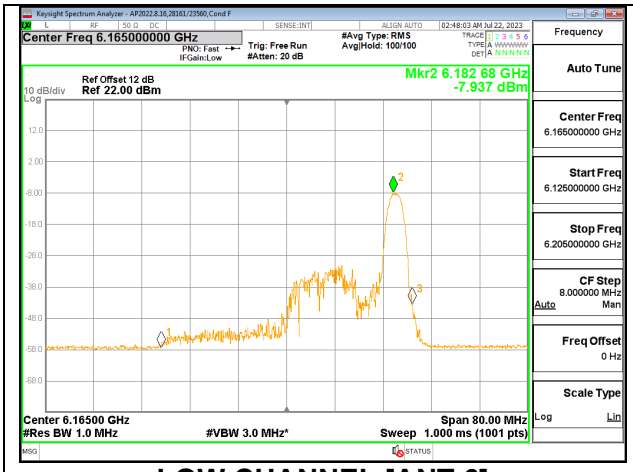

LOW CHANNEL [ANT 6]

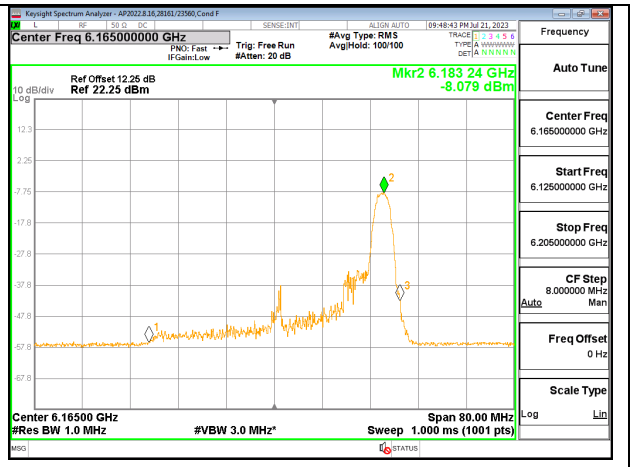

LOW CHANNEL [ANT 5]

UL VERIFICATION SERVICES INC.
47173 Benicia Street, Fremont, CA 94538; USA TEL:(510) 319-4000 FAX:(510) 661-0888

This report shall not be reproduced except in full, without the written approval of UL Verification Services Inc.

2TX Antenna 6 + Antenna 5 OFDMA MODE (FCC) MOBILE – SU Mode

Test Engineer:	23560
Test Date:	7/22/2023

Antenna Gain and Limits

Channel	Frequency (MHz)	Directional Gain for Power (dBi)	Directional Gain for PSD (dBi)	EIRP Power Limit (dBm)	EIRP PSD Limit (dBm/ 1MHz)
Low	5965	-3.24	-0.26	24.00	-1.00
Mid	6165	-0.95	2.06	24.00	-1.00
High	6405	-0.93	2.07	24.00	-1.00

Duty Cycle CF (dB)	0.00	**Included in Calculations of Corr'd PSD**

Output Power Results

Channel	Frequency (MHz)	Antenna 6 Meas Power (dBm)	Antenna 5 Meas Power (dBm)	Total EIRP Corr'd Power (dBm)	EIRP Power Limit (dBm)	Power Margin (dB)
Low	5965	9.22	9.24	9.00	24.00	-15.00
Mid	6165	6.73	6.70	8.78	24.00	-15.22
High	6405	6.74	6.72	8.81	24.00	-15.19

PSD Results

Channel	Frequency (MHz)	Antenna 6 Meas PSD (dBm/1MHz)	Antenna 5 Meas PSD (dBm/1MHz)	Total EIRP Corr'd PSD (dBm/1MHz)	EIRP PSD Limit (dBm/ 1MHz)	PSD Margin (dB)
Low	5965	-4.895	-4.822	-2.110	-1.00	-1.110
Mid	6165	-7.828	-7.567	-2.625	-1.00	-1.625
High	6405	-7.597	-7.686	-2.559	-1.00	-1.559

LOW CHANNEL [ANT 6]

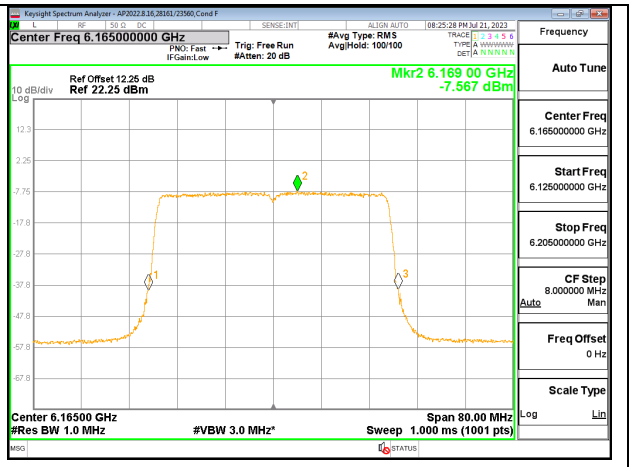

LOW CHANNEL [ANT 5]

UL VERIFICATION SERVICES INC.
47173 Benicia Street, Fremont, CA 94538; USA TEL:(510) 319-4000 FAX:(510) 661-0888

This report shall not be reproduced except in full, without the written approval of UL Verification Services Inc.

2TX Antenna 6 + Antenna 5 SDM MODE (FCC) MOBILE – 26 Tones, RU Index 0

Test Engineer:	23560
Test Date:	7/25/2023

Antenna Gain and Limits

Channel	Frequency (MHz)	Directional Gain for Power (dBi)	Directional Gain for PSD (dBi)	EIRP Power Limit (dBm)	EIRP PSD Limit (dBm/ 1MHz)
Low	5965	-3.24	-3.24	24.00	-1.00
Mid	6165	-0.95	-0.95	24.00	-1.00
High	6405	-0.93	-0.93	24.00	-1.00

Duty Cycle CF (dB)	0.00	**Included in Calculations of Corr'd PSD**

Output Power Results

Channel	Frequency (MHz)	Antenna 6 Meas Power (dBm)	Antenna 5 Meas Power (dBm)	Total EIRP Corr'd Power (dBm)	EIRP Power Limit (dBm)	Power Margin (dB)
Low	5965	-0.04	-0.06	-0.28	24.00	-24.28
Mid	6165	-2.35	-2.39	-0.31	24.00	-24.31
High	6405	-2.41	-2.34	-0.29	24.00	-24.29

PSD Results

Channel	Frequency (MHz)	Antenna 6 Meas PSD (dBm/1MHz)	Antenna 5 Meas PSD (dBm/1MHz)	Total EIRP Corr'd PSD (dBm/1MHz)	EIRP PSD Limit (dBm/ 1MHz)	PSD Margin (dB)
Low	5965	-2.492	-2.441	-2.700	-1.00	-1.700
Mid	6165	-5.276	-5.368	-3.261	-1.00	-2.261
High	6405	-5.499	-5.586	-3.459	-1.00	-2.459

LOW CHANNEL [ANT 6]

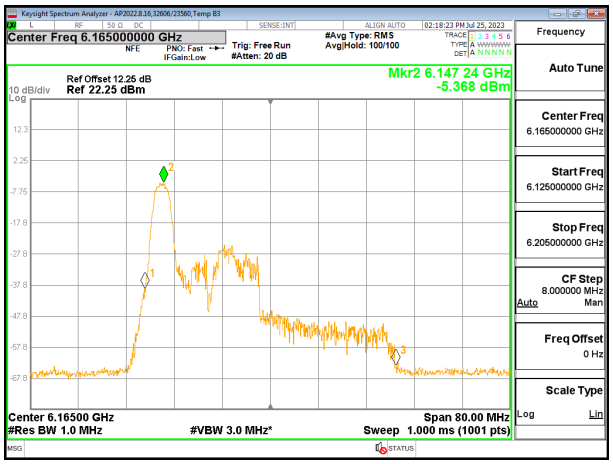

LOW CHANNEL [ANT 5]

UL VERIFICATION SERVICES INC.
47173 Benicia Street, Fremont, CA 94538; USA TEL:(510) 319-4000 FAX:(510) 661-0888

This report shall not be reproduced except in full, without the written approval of UL Verification Services Inc.

2TX Antenna 6 + Antenna 5 SDM MODE (FCC) MOBILE – 26 Tones, RU Index 8

Test Engineer:	23560
Test Date:	7/25/2023

Antenna Gain and Limits

Channel	Frequency (MHz)	Directional Gain for Power (dBi)	Directional Gain for PSD (dBi)	EIRP Power Limit (dBm)	EIRP PSD Limit (dBm/ 1MHz)
Low	5965	-3.24	-3.24	24.00	-1.00
Mid	6165	-0.95	-0.95	24.00	-1.00
High	6405	-0.93	-0.93	24.00	-1.00

Duty Cycle CF (dB)	0.00	**Included in Calculations of Corr'd PSD**

Output Power Results

Channel	Frequency (MHz)	Antenna 6 Meas Power (dBm)	Antenna 5 Meas Power (dBm)	Total EIRP Corr'd Power (dBm)	EIRP Power Limit (dBm)	Power Margin (dB)
Low	5965	-0.04	-0.04	-0.27	24.00	-24.27
Mid	6165	-2.34	-2.35	-0.28	24.00	-24.28
High	6405	-2.33	-2.39	-0.28	24.00	-24.28

PSD Results

Channel	Frequency (MHz)	Antenna 6 Meas PSD (dBm/1MHz)	Antenna 5 Meas PSD (dBm/1MHz)	Total EIRP Corr'd PSD (dBm/1MHz)	EIRP PSD Limit (dBm/ 1MHz)	PSD Margin (dB)
Low	5965	-2.780	-2.355	-2.796	-1.00	-1.796
Mid	6165	-5.556	-5.422	-3.428	-1.00	-2.428
High	6405	-5.387	-5.691	-3.453	-1.00	-2.453

LOW CHANNEL [ANT 6]

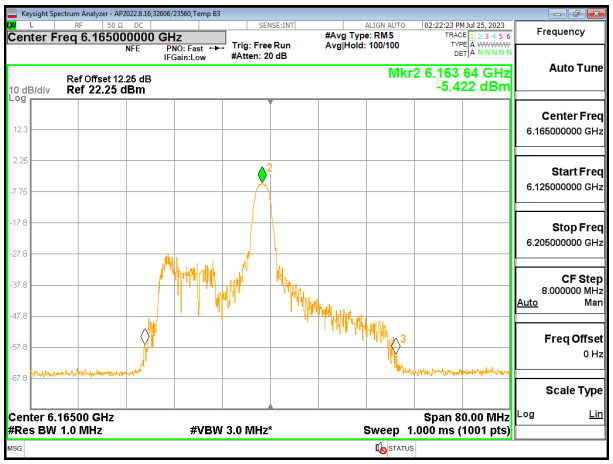

LOW CHANNEL [ANT 5]

UL VERIFICATION SERVICES INC.
47173 Benicia Street, Fremont, CA 94538; USA TEL:(510) 319-4000 FAX:(510) 661-0888

This report shall not be reproduced except in full, without the written approval of UL Verification Services Inc.

2TX Antenna 6 + Antenna 5 SDM MODE (FCC) MOBILE – 26 Tones, RU Index 17

Test Engineer:	23560
Test Date:	7/25/2023

Antenna Gain and Limits

Channel	Frequency (MHz)	Directional Gain for Power (dBi)	Directional Gain for PSD (dBi)	EIRP Power Limit (dBm)	EIRP PSD Limit (dBm/ 1MHz)
Low	5965	-3.24	-3.24	24.00	-1.00
Mid	6165	-0.95	-0.95	24.00	-1.00
High	6405	-0.93	-0.93	24.00	-1.00

Duty Cycle CF (dB)	0.00	**Included in Calculations of Corr'd PSD**

Output Power Results

Channel	Frequency (MHz)	Antenna 6 Meas Power (dBm)	Antenna 5 Meas Power (dBm)	Total EIRP Corr'd Power (dBm)	EIRP Power Limit (dBm)	Power Margin (dB)
Low	5965	-0.03	-0.02	-0.26	24.00	-24.26
Mid	6165	-2.33	-2.38	-0.29	24.00	-24.29
High	6405	-2.32	-2.38	-0.27	24.00	-24.27

PSD Results

Channel	Frequency (MHz)	Antenna 6 Meas PSD (dBm/1MHz)	Antenna 5 Meas PSD (dBm/1MHz)	Total EIRP Corr'd PSD (dBm/1MHz)	EIRP PSD Limit (dBm/ 1MHz)	PSD Margin (dB)
Low	5965	-2.690	-2.551	-2.853	-1.00	-1.853
Mid	6165	-5.588	-5.458	-3.462	-1.00	-2.462
High	6405	-5.416	-5.334	-3.291	-1.00	-2.291

LOW CHANNEL [ANT 6]

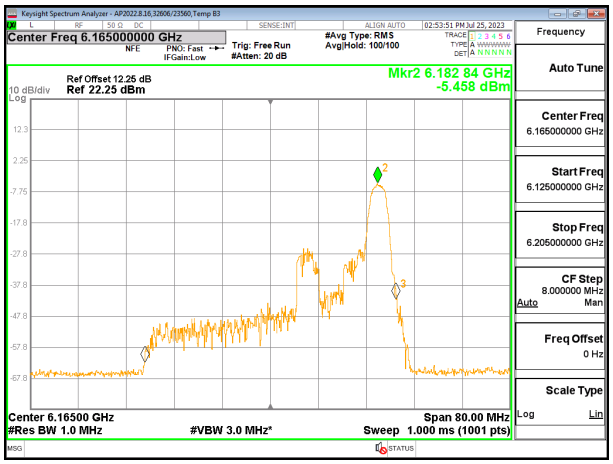

LOW CHANNEL [ANT 5]

UL VERIFICATION SERVICES INC.
47173 Benicia Street, Fremont, CA 94538; USA TEL:(510) 319-4000 FAX:(510) 661-0888

This report shall not be reproduced except in full, without the written approval of UL Verification Services Inc.

2TX Antenna 6 + Antenna 5 SDM MODE (FCC) MOBILE – SU Mode

Test Engineer:	23560
Test Date:	7/25/2023

Antenna Gain and Limits

Channel	Frequency (MHz)	Directional Gain for Power (dBi)	Directional Gain for PSD (dBi)	EIRP Power Limit (dBm)	EIRP PSD Limit (dBm/ 1MHz)
Low	5965	-3.24	-3.24	24.00	-1.00
Mid	6165	-0.95	-0.95	24.00	-1.00
High	6405	-0.93	-0.93	24.00	-1.00

Duty Cycle CF (dB)	0.00	**Included in Calculations of Corr'd PSD**

Output Power Results

Channel	Frequency (MHz)	Antenna 6 Meas Power (dBm)	Antenna 5 Meas Power (dBm)	Total EIRP Corr'd Power (dBm)	EIRP Power Limit (dBm)	Power Margin (dB)
Low	5965	11.97	11.92	11.71	24.00	-12.29
Mid	6165	9.71	9.72	11.78	24.00	-12.22
High	6405	9.73	9.73	11.81	24.00	-12.19

PSD Results

Channel	Frequency (MHz)	Antenna 6 Meas PSD (dBm/1MHz)	Antenna 5 Meas PSD (dBm/1MHz)	Total EIRP Corr'd PSD (dBm/1MHz)	EIRP PSD Limit (dBm/ 1MHz)	PSD Margin (dB)
Low	5965	-2.803	-2.626	-2.947	-1.00	-1.947
Mid	6165	-5.157	-5.229	-3.132	-1.00	-2.132
High	6405	-4.915	-4.837	-2.792	-1.00	-1.792

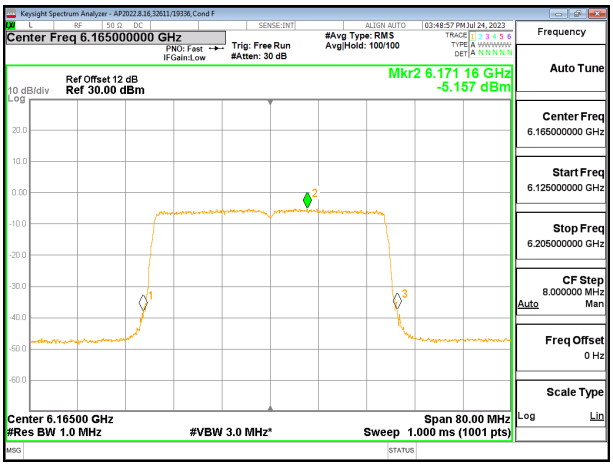

LOW CHANNEL [ANT 6]

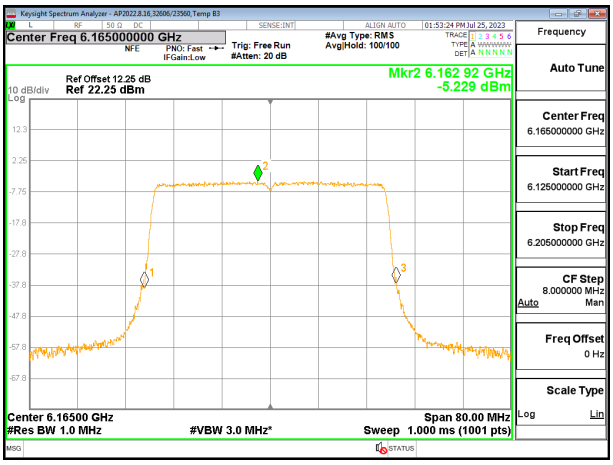

LOW CHANNEL [ANT 5]

UL VERIFICATION SERVICES INC.
47173 Benicia Street, Fremont, CA 94538; USA TEL:(510) 319-4000 FAX:(510) 661-0888

This report shall not be reproduced except in full, without the written approval of UL Verification Services Inc.

9.3.3. 802.11ax HE80 MODE IN THE UNII-5 BAND

1TX Antenna 6 MODE (FCC) MOBILE – 26 Tones, RU Index 0

Test Engineer:	32543
Test Date:	7/26/2023

Antenna Gain and Limits

Channel	Frequency (MHz)	Directional Gain for Power (dBi)	EIRP Power Limit (dBm)	EIRP PSD Limit (dBm/ 1MHz)
Low	5985	-2.60	24.00	-1.00
Mid	6145	-1.00	24.00	-1.00
High	6385	-1.40	24.00	-1.00

Duty Cycle CF (dB)	0.00	**Included in Calculations of Corr'd PSD**

Output Power Results

Channel	Frequency (MHz)	Antenna 6 Meas Power (dBm)	Total EIRP Corr'd Power (dBm)	EIRP Power Limit (dBm)	Power Margin (dB)
Low	5985	2.44	-0.16	24.00	-24.16
Mid	6145	0.74	-0.26	24.00	-24.26
High	6385	0.47	-0.93	24.00	-24.93

PSD Results

Channel	Frequency (MHz)	Antenna 6 Meas PSD (dBm/1MHz)	Total EIRP Corr'd PSD (dBm/1MHz)	EIRP PSD Limit (dBm/ 1MHz)	PSD Margin (dB)
Low	5985	0.908	-1.692	-1.00	-0.692
Mid	6145	-1.531	-2.531	-1.00	-1.531
High	6385	-1.746	-3.146	-1.00	-2.146

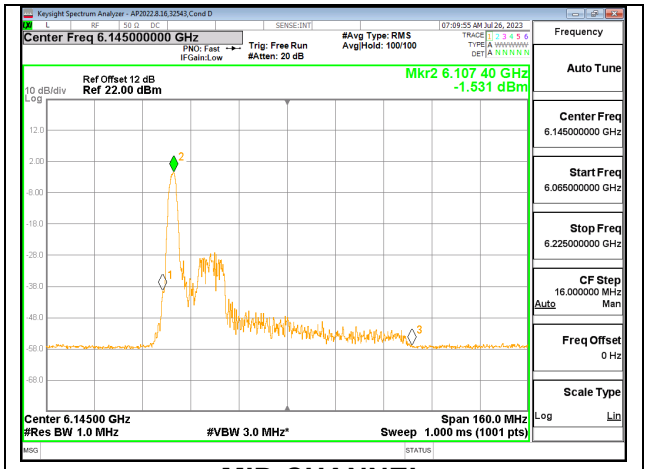

MID CHANNEL

UL VERIFICATION SERVICES INC.
47173 Benicia Street, Fremont, CA 94538; USA TEL:(510) 319-4000 FAX:(510) 661-0888

This report shall not be reproduced except in full, without the written approval of UL Verification Services Inc.

1TX Antenna 6 MODE (FCC) MOBILE – 26 Tones, RU Index 18

Test Engineer:	32543
Test Date:	7/26/2023

Antenna Gain and Limits

Channel	Frequency (MHz)	Directional Gain for Power (dBi)	EIRP Power Limit (dBm)	EIRP PSD Limit (dBm/ 1MHz)
Low	5985	-2.60	24.00	-1.00
Mid	6145	-1.00	24.00	-1.00
High	6385	-1.40	24.00	-1.00

Duty Cycle CF (dB)	0.00	**Included in Calculations of Corr'd PSD**

Output Power Results

Channel	Frequency (MHz)	Antenna 6 Meas Power (dBm)	Total EIRP Corr'd Power (dBm)	EIRP Power Limit (dBm)	Power Margin (dB)
Low	5985	2.41	-0.19	24.00	-24.19
Mid	6145	0.71	-0.29	24.00	-24.29
High	6385	0.42	-0.98	24.00	-24.98

PSD Results

Channel	Frequency (MHz)	Antenna 6 Meas PSD (dBm/1MHz)	Total EIRP Corr'd PSD (dBm/1MHz)	EIRP PSD Limit (dBm/ 1MHz)	PSD Margin (dB)
Low	5985	-0.721	-3.321	-1.00	-2.321
Mid	6145	-2.441	-3.441	-1.00	-2.441
High	6385	-3.106	-4.506	-1.00	-3.506

MID CHANNEL

UL VERIFICATION SERVICES INC.
47173 Benicia Street, Fremont, CA 94538; USA TEL:(510) 319-4000 FAX:(510) 661-0888

This report shall not be reproduced except in full, without the written approval of UL Verification Services Inc.

1TX Antenna 6 MODE (FCC) MOBILE – 26 Tones, RU Index 36

Test Engineer:	32543
Test Date:	7/26/2023

Antenna Gain and Limits

Channel	Frequency (MHz)	Directional Gain for Power (dBi)	EIRP Power Limit (dBm)	EIRP PSD Limit (dBm/ 1MHz)
Low	5985	-2.60	24.00	-1.00
Mid	6145	-1.00	24.00	-1.00
High	6385	-1.40	24.00	-1.00

Duty Cycle CF (dB)	0.00	**Included in Calculations of Corr'd PSD**

Output Power Results

Channel	Frequency (MHz)	Antenna 6 Meas Power (dBm)	Total EIRP Corr'd Power (dBm)	EIRP Power Limit (dBm)	Power Margin (dB)
Low	5985	2.38	-0.22	24.00	-24.22
Mid	6145	0.73	-0.27	24.00	-24.27
High	6385	0.44	-0.96	24.00	-24.96

PSD Results

Channel	Frequency (MHz)	Antenna 6 Meas PSD (dBm/1MHz)	Total EIRP Corr'd PSD (dBm/1MHz)	EIRP PSD Limit (dBm/ 1MHz)	PSD Margin (dB)
Low	5985	0.798	-1.802	-1.00	-0.802
Mid	6145	-1.383	-2.383	-1.00	-1.383
High	6385	-1.892	-3.292	-1.00	-2.292

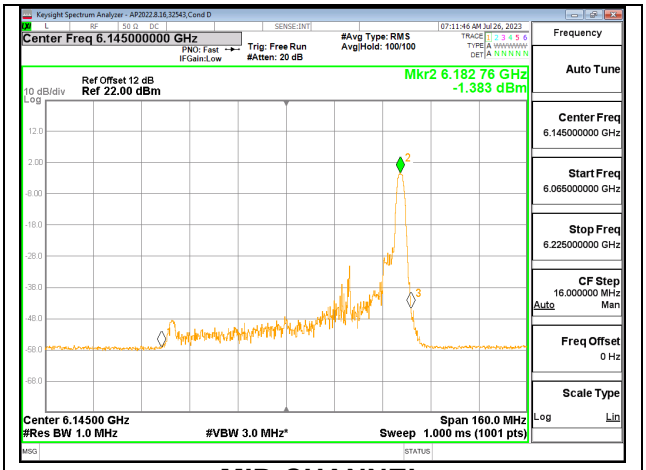

MID CHANNEL

UL VERIFICATION SERVICES INC.
47173 Benicia Street, Fremont, CA 94538; USA TEL:(510) 319-4000 FAX:(510) 661-0888

This report shall not be reproduced except in full, without the written approval of UL Verification Services Inc.

1TX Antenna 6 MODE (FCC) MOBILE – SU Mode

Test Engineer:	32543
Test Date:	7/26/2023

Antenna Gain and Limits

Channel	Frequency (MHz)	Directional Gain for Power (dBi)	EIRP Power Limit (dBm)	EIRP PSD Limit (dBm/ 1MHz)
Low	5985	-2.60	24.00	-1.00
Mid	6145	-1.00	24.00	-1.00
High	6385	-1.40	24.00	-1.00

Duty Cycle CF (dB)	0.00	**Included in Calculations of Corr'd PSD**

Output Power Results

Channel	Frequency (MHz)	Antenna 6 Meas Power (dBm)	Total EIRP Corr'd Power (dBm)	EIRP Power Limit (dBm)	Power Margin (dB)
Low	5985	16.91	14.31	24.00	-9.69
Mid	6145	15.20	14.20	24.00	-9.80
High	6385	14.93	13.53	24.00	-10.47

PSD Results

Channel	Frequency (MHz)	Antenna 6 Meas PSD (dBm/1MHz)	Total EIRP Corr'd PSD (dBm/1MHz)	EIRP PSD Limit (dBm/ 1MHz)	PSD Margin (dB)
Low	5985	0.395	-2.205	-1.00	-1.205
Mid	6145	-1.707	-2.707	-1.00	-1.707
High	6385	-2.273	-3.673	-1.00	-2.673

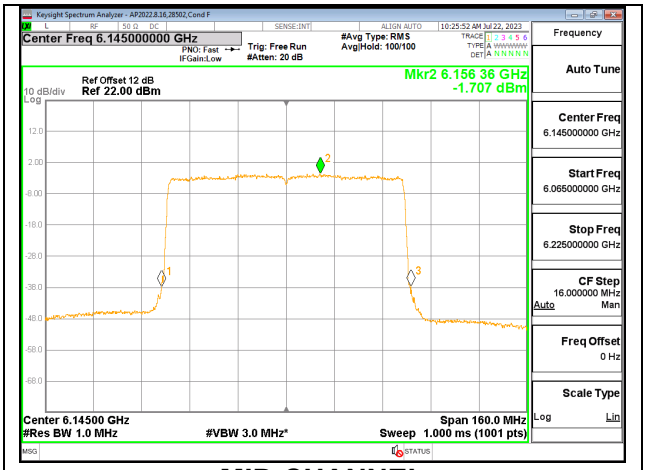

MID CHANNEL

UL VERIFICATION SERVICES INC.
47173 Benicia Street, Fremont, CA 94538; USA TEL:(510) 319-4000 FAX:(510) 661-0888

This report shall not be reproduced except in full, without the written approval of UL Verification Services Inc.

1TX Antenna 5 MODE (FCC) MOBILE – 26 Tones, RU Index 0

Test Engineer:	32543
Test Date:	7/26/2023

Antenna Gain and Limits

Channel	Frequency (MHz)	Directional Gain for Power (dBi)	EIRP Power Limit (dBm)	EIRP PSD Limit (dBm/ 1MHz)
Low	5985	-4.00	24.00	-1.00
Mid	6145	-0.90	24.00	-1.00
High	6385	-0.50	24.00	-1.00

Duty Cycle CF (dB)	0.00	**Included in Calculations of Corr'd PSD**

Output Power Results

Channel	Frequency (MHz)	Antenna 5 Meas Power (dBm)	Total EIRP Corr'd Power (dBm)	EIRP Power Limit (dBm)	Power Margin (dB)
Low	5985	2.44	-1.56	24.00	-25.56
Mid	6145	0.71	-0.19	24.00	-24.19
High	6385	0.43	-0.07	24.00	-24.07

PSD Results

Channel	Frequency (MHz)	Antenna 5 Meas PSD (dBm/1MHz)	Total EIRP Corr'd PSD (dBm/1MHz)	EIRP PSD Limit (dBm/ 1MHz)	PSD Margin (dB)
Low	5985	0.796	-3.204	-1.00	-2.204
Mid	6145	-1.653	-2.553	-1.00	-1.553
High	6385	-1.862	-2.362	-1.00	-1.362

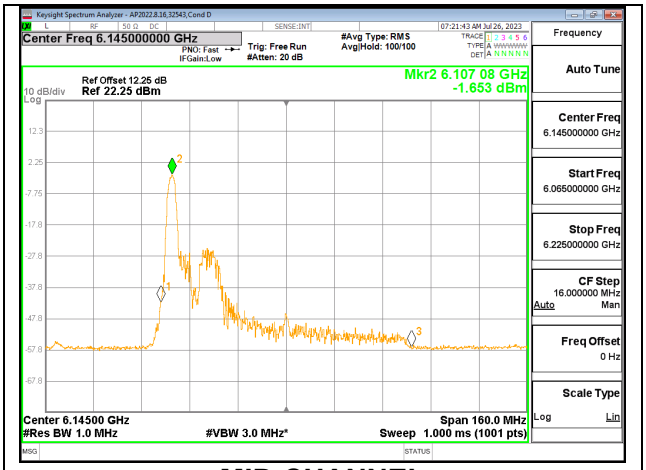

MID CHANNEL

UL VERIFICATION SERVICES INC.
47173 Benicia Street, Fremont, CA 94538; USA TEL:(510) 319-4000 FAX:(510) 661-0888

This report shall not be reproduced except in full, without the written approval of UL Verification Services Inc.

1TX Antenna 5 MODE (FCC) MOBILE – 26 Tones, RU Index 18

Test Engineer:	32543
Test Date:	7/26/2023

Antenna Gain and Limits

Channel	Frequency (MHz)	Directional Gain for Power (dBi)	EIRP Power Limit (dBm)	EIRP PSD Limit (dBm/ 1MHz)
Low	5985	-4.00	24.00	-1.00
Mid	6145	-0.90	24.00	-1.00
High	6385	-0.50	24.00	-1.00

Duty Cycle CF (dB)	0.00	**Included in Calculations of Corr'd PSD**

Output Power Results

Channel	Frequency (MHz)	Antenna 5 Meas Power (dBm)	Total EIRP Corr'd Power (dBm)	EIRP Power Limit (dBm)	Power Margin (dB)
Low	5985	2.42	-1.58	24.00	-25.58
Mid	6145	0.74	-0.16	24.00	-24.16
High	6385	0.42	-0.08	24.00	-24.08

PSD Results

Channel	Frequency (MHz)	Antenna 5 Meas PSD (dBm/1MHz)	Total EIRP Corr'd PSD (dBm/1MHz)	EIRP PSD Limit (dBm/ 1MHz)	PSD Margin (dB)
Low	5985	-0.622	-4.622	-1.00	-3.622
Mid	6145	-2.545	-3.445	-1.00	-2.445
High	6385	-3.083	-3.583	-1.00	-2.583

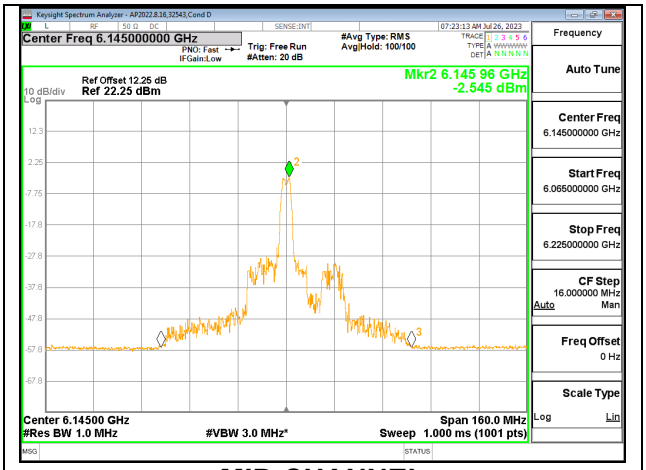

MID CHANNEL

UL VERIFICATION SERVICES INC.
47173 Benicia Street, Fremont, CA 94538; USA TEL:(510) 319-4000 FAX:(510) 661-0888

This report shall not be reproduced except in full, without the written approval of UL Verification Services Inc.

1TX Antenna 5 MODE (FCC) MOBILE – 26 Tones, RU Index 36

Test Engineer:	32543
Test Date:	7/26/2023

Antenna Gain and Limits

Channel	Frequency (MHz)	Directional Gain for Power (dBi)	EIRP Power Limit (dBm)	EIRP PSD Limit (dBm/ 1MHz)
Low	5985	-4.00	24.00	-1.00
Mid	6145	-0.90	24.00	-1.00
High	6385	-0.50	24.00	-1.00

Duty Cycle CF (dB)	0.00	**Included in Calculations of Corr'd PSD**

Output Power Results

Channel	Frequency (MHz)	Antenna 5 Meas Power (dBm)	Total EIRP Corr'd Power (dBm)	EIRP Power Limit (dBm)	Power Margin (dB)
Low	5985	2.40	-1.60	24.00	-25.60
Mid	6145	0.68	-0.22	24.00	-24.22
High	6385	0.46	-0.04	24.00	-24.04

PSD Results

Channel	Frequency (MHz)	Antenna 5 Meas PSD (dBm/1MHz)	Total EIRP Corr'd PSD (dBm/1MHz)	EIRP PSD Limit (dBm/ 1MHz)	PSD Margin (dB)
Low	5985	0.609	-3.391	-1.00	-2.391
Mid	6145	-1.571	-2.471	-1.00	-1.471
High	6385	-1.725	-2.225	-1.00	-1.225

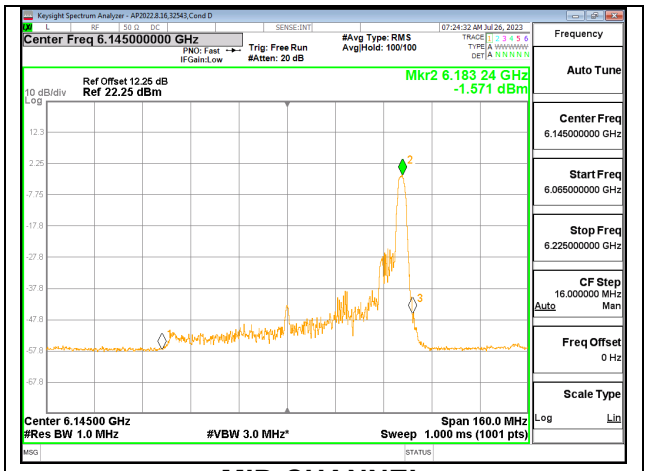

MID CHANNEL

UL VERIFICATION SERVICES INC.
47173 Benicia Street, Fremont, CA 94538; USA TEL:(510) 319-4000 FAX:(510) 661-0888

This report shall not be reproduced except in full, without the written approval of UL Verification Services Inc.

1TX Antenna 5 MODE (FCC) MOBILE – SU Mode

Test Engineer:	32543
Test Date:	7/26/2023

Antenna Gain and Limits

Channel	Frequency (MHz)	Directional Gain for Power (dBi)	EIRP Power Limit (dBm)	EIRP PSD Limit (dBm/ 1MHz)
Low	5985	-4.00	24.00	-1.00
Mid	6145	-0.90	24.00	-1.00
High	6385	-0.50	24.00	-1.00

Duty Cycle CF (dB)	0.00	**Included in Calculations of Corr'd PSD**

Output Power Results

Channel	Frequency (MHz)	Antenna 5 Meas Power (dBm)	Total EIRP Corr'd Power (dBm)	EIRP Power Limit (dBm)	Power Margin (dB)
Low	5985	16.95	12.95	24.00	-11.05
Mid	6145	15.25	14.35	24.00	-9.65
High	6385	14.83	14.33	24.00	-9.67

PSD Results

Channel	Frequency (MHz)	Antenna 5 Meas PSD (dBm/1MHz)	Total EIRP Corr'd PSD (dBm/1MHz)	EIRP PSD Limit (dBm/ 1MHz)	PSD Margin (dB)
Low	5985	0.196	-3.804	-1.00	-2.804
Mid	6145	-1.661	-2.561	-1.00	-1.561
High	6385	-1.923	-2.423	-1.00	-1.423

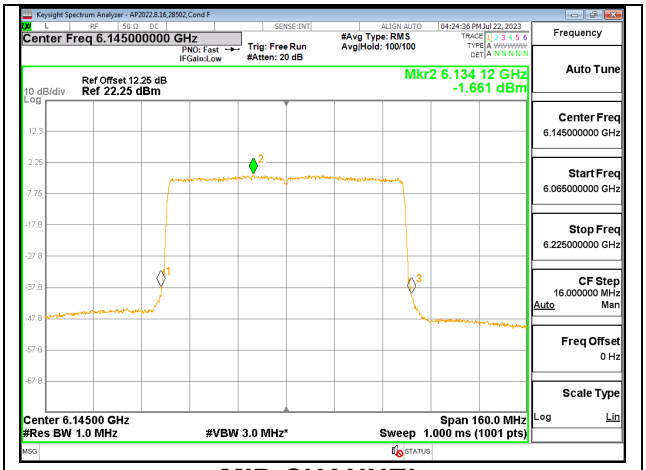

MID CHANNEL

UL VERIFICATION SERVICES INC.
47173 Benicia Street, Fremont, CA 94538; USA TEL:(510) 319-4000 FAX:(510) 661-0888

This report shall not be reproduced except in full, without the written approval of UL Verification Services Inc.

2TX Antenna 6 + Antenna 5 OFDMA MODE (FCC) MOBILE – 26 Tones, RU Index 0

Test Engineer:	19336
Test Date:	7/23/2023

Antenna Gain and Limits

Channel	Frequency (MHz)	Directional Gain for Power (dBi)	Directional Gain for PSD (dBi)	EIRP Power Limit (dBm)	EIRP PSD Limit (dBm/1MHz)
Low	5985	-3.24	-0.26	24.00	-1.00
Mid	6145	-0.95	2.06	24.00	-1.00
High	6385	-0.93	2.07	24.00	-1.00

Duty Cycle CF (dB)	0.00	**Included in Calculations of Corr'd PSD**

Output Power Results

Channel	Frequency (MHz)	Antenna 6 Meas Power (dBm)	Antenna 5 Meas Power (dBm)	Total EIRP Corr'd Power (dBm)	EIRP Power Limit (dBm)	Power Margin (dB)
Low	5985	-2.85	-2.82	-3.07	24.00	-27.07
Mid	6145	-5.43	-5.34	-3.32	24.00	-27.32
High	6385	-5.44	-5.35	-3.31	24.00	-27.31

PSD Results

Channel	Frequency (MHz)	Antenna 6 Meas PSD (dBm/1MHz)	Antenna 5 Meas PSD (dBm/1MHz)	Total EIRP Corr'd PSD (dBm/ 1MHz)	EIRP PSD Limit (dBm/ 1MHz)	PSD Margin (dB)
Low	5985	-5.279	-5.415	-2.598	-1.00	-1.598
Mid	6145	-8.178	-8.173	-3.105	-1.00	-2.105
High	6385	-7.792	-8.259	-2.937	-1.00	-1.937

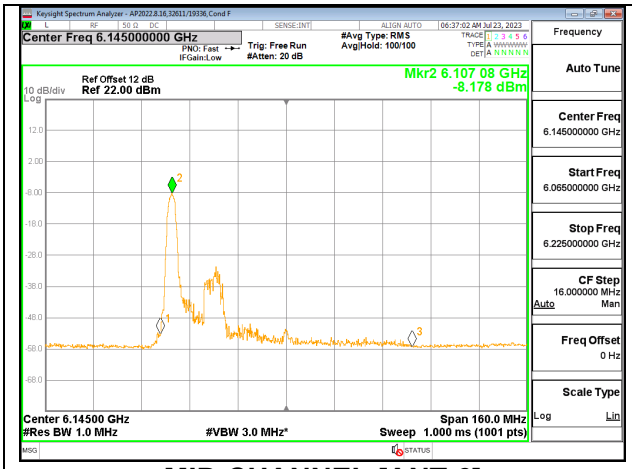

MID CHANNEL [ANT 6]

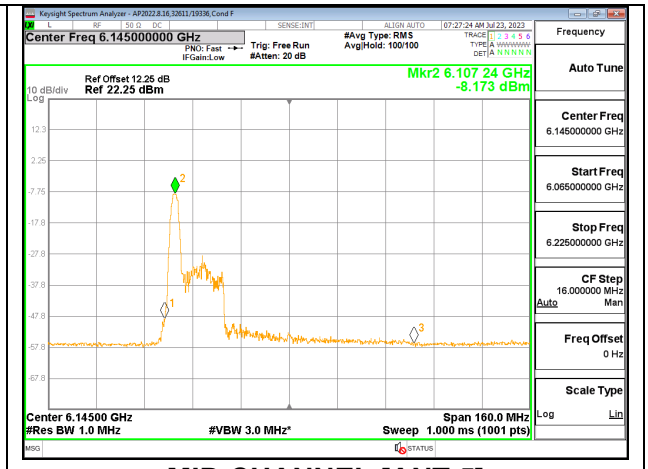

MID CHANNEL [ANT 5]

UL VERIFICATION SERVICES INC.
47173 Benicia Street, Fremont, CA 94538; USA TEL:(510) 319-4000 FAX:(510) 661-0888

This report shall not be reproduced except in full, without the written approval of UL Verification Services Inc.

2TX Antenna 6 + Antenna 5 OFDMA MODE (FCC) MOBILE – 26 Tones, RU Index 18

Test Engineer:	19336
Test Date:	7/23/2023

Antenna Gain and Limits

Channel	Frequency (MHz)	Directional Gain for Power (dBi)	Directional Gain for PSD (dBi)	EIRP Power Limit (dBm)	EIRP PSD Limit (dBm/1MHz)
Low	5985	-3.24	-0.26	24.00	-1.00
Mid	6145	-0.95	2.06	24.00	-1.00
High	6385	-0.93	2.07	24.00	-1.00

Duty Cycle CF (dB)	0.00	**Included in Calculations of Corr'd PSD**

Output Power Results

Channel	Frequency (MHz)	Antenna 6 Meas Power (dBm)	Antenna 5 Meas Power (dBm)	Total EIRP Corr'd Power (dBm)	EIRP Power Limit (dBm)	Power Margin (dB)
Low	5985	-2.83	-2.87	-3.08	24.00	-27.08
Mid	6145	-5.33	-5.46	-3.33	24.00	-27.33
High	6385	-5.58	-5.43	-3.42	24.00	-27.42

PSD Results

Channel	Frequency (MHz)	Antenna 6 Meas PSD (dBm/1MHz)	Antenna 5 Meas PSD (dBm/1MHz)	Total EIRP Corr'd PSD (dBm/ 1MHz)	EIRP PSD Limit (dBm/ 1MHz)	PSD Margin (dB)
Low	5985	-6.633	-6.211	-3.668	-1.00	-2.668
Mid	6145	-9.170	-9.388	-4.207	-1.00	-3.207
High	6385	-9.380	-9.375	-4.295	-1.00	-3.295

MID CHANNEL [ANT 6]

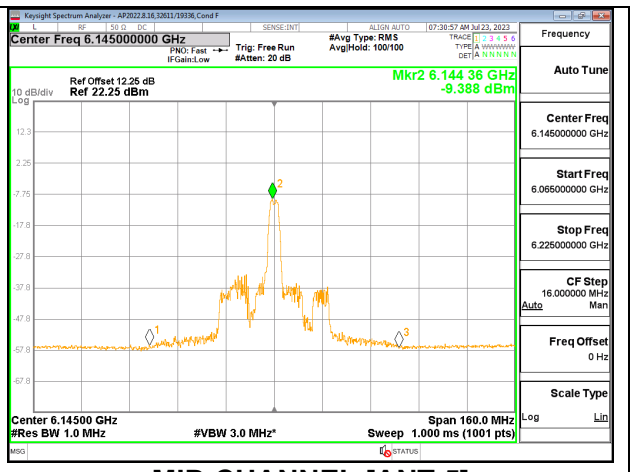

MID CHANNEL [ANT 5]

UL VERIFICATION SERVICES INC.
47173 Benicia Street, Fremont, CA 94538; USA TEL:(510) 319-4000 FAX:(510) 661-0888

This report shall not be reproduced except in full, without the written approval of UL Verification Services Inc.

2TX Antenna 6 + Antenna 5 OFDMA MODE (FCC) MOBILE – 26 Tones, RU Index 36

Test Engineer:	19336
Test Date:	7/23/2023

Antenna Gain and Limits

Channel	Frequency (MHz)	Directional Gain for Power (dBi)	Directional Gain for PSD (dBi)	EIRP Power Limit (dBm)	EIRP PSD Limit (dBm/1MHz)
Low	5985	-3.24	-0.26	24.00	-1.00
Mid	6145	-0.95	2.06	24.00	-1.00
High	6385	-0.93	2.07	24.00	-1.00

Duty Cycle CF (dB)	0.00	**Included in Calculations of Corr'd PSD**

Output Power Results

Channel	Frequency (MHz)	Antenna 6 Meas Power (dBm)	Antenna 5 Meas Power (dBm)	Total EIRP Corr'd Power (dBm)	EIRP Power Limit (dBm)	Power Margin (dB)
Low	5985	-2.93	-2.90	-3.15	24.00	-27.15
Mid	6145	-5.39	-5.46	-3.36	24.00	-27.36
High	6385	-5.43	-5.36	-3.31	24.00	-27.31

PSD Results

Channel	Frequency (MHz)	Antenna 6 Meas PSD (dBm/1MHz)	Antenna 5 Meas PSD (dBm/1MHz)	Total EIRP Corr'd PSD (dBm/ 1MHz)	EIRP PSD Limit (dBm/ 1MHz)	PSD Margin (dB)
Low	5985	-5.343	-5.255	-2.550	-1.00	-1.550
Mid	6145	-8.033	-7.883	-2.887	-1.00	-1.887
High	6385	-8.037	-8.016	-2.944	-1.00	-1.944

MID CHANNEL [ANT 6]

MID CHANNEL [ANT 5]

UL VERIFICATION SERVICES INC.
47173 Benicia Street, Fremont, CA 94538; USA TEL:(510) 319-4000 FAX:(510) 661-0888

This report shall not be reproduced except in full, without the written approval of UL Verification Services Inc.

2TX Antenna 6 + Antenna 5 OFDMA MODE (FCC) MOBILE – SU Mode

Test Engineer:	19336
Test Date:	7/23/2023

Antenna Gain and Limits

Channel	Frequency (MHz)	Directional Gain for Power (dBi)	Directional Gain for PSD (dBi)	EIRP Power Limit (dBm)	EIRP PSD Limit (dBm/1MHz)
Low	5985	-3.24	-0.26	24.00	-1.00
Mid	6145	-0.95	2.06	24.00	-1.00
High	6385	-0.93	2.07	24.00	-1.00

Duty Cycle CF (dB)	0.00	**Included in Calculations of Corr'd PSD**

Output Power Results

Channel	Frequency (MHz)	Antenna 6 Meas Power (dBm)	Antenna 5 Meas Power (dBm)	Total EIRP Corr'd Power (dBm)	EIRP Power Limit (dBm)	Power Margin (dB)
Low	5985	11.72	11.71	11.48	24.00	-12.52
Mid	6145	9.21	9.19	11.26	24.00	-12.74
High	6385	9.23	9.23	11.31	24.00	-12.69

PSD Results

Channel	Frequency (MHz)	Antenna 6 Meas PSD (dBm/1MHz)	Antenna 5 Meas PSD (dBm/1MHz)	Total EIRP Corr'd PSD (dBm/ 1MHz)	EIRP PSD Limit (dBm/ 1MHz)	PSD Margin (dB)
Low	5985	-5.236	-5.382	-2.560	-1.00	-1.560
Mid	6145	-7.819	-7.978	-2.827	-1.00	-1.827
High	6385	-7.708	-7.858	-2.700	-1.00	-1.700

MID CHANNEL [ANT 6]

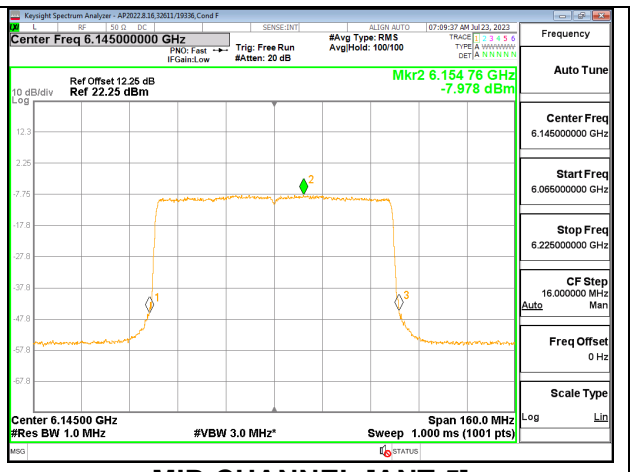

MID CHANNEL [ANT 5]

UL VERIFICATION SERVICES INC.
47173 Benicia Street, Fremont, CA 94538; USA TEL:(510) 319-4000 FAX:(510) 661-0888

This report shall not be reproduced except in full, without the written approval of UL Verification Services Inc.

2TX Antenna 6 + Antenna 5 SDM MODE (FCC) MOBILE – 26 Tones, RU Index 0

Test Engineer:	23560
Test Date:	7/25/2023

Antenna Gain and Limits

Channel	Frequency (MHz)	Directional Gain for Power (dBi)	Directional Gain for PSD (dBi)	EIRP Power Limit (dBm)	EIRP PSD Limit (dBm/1MHz)
Low	5985	-3.24	-3.24	24.00	-1.00
Mid	6145	-0.95	-0.95	24.00	-1.00
High	6385	-0.93	-0.93	24.00	-1.00

Duty Cycle CF (dB)	0.00	**Included in Calculations of Corr'd PSD**

Output Power Results

Channel	Frequency (MHz)	Antenna 6 Meas Power (dBm)	Antenna 5 Meas Power (dBm)	Total EIRP Corr'd Power (dBm)	EIRP Power Limit (dBm)	Power Margin (dB)
Low	5985	-0.02	-0.08	-0.28	24.00	-24.28
Mid	6145	-2.34	-2.34	-0.28	24.00	-24.28
High	6385	-2.37	-2.34	-0.27	24.00	-24.27

PSD Results

Channel	Frequency (MHz)	Antenna 6 Meas PSD (dBm/1MHz)	Antenna 5 Meas PSD (dBm/1MHz)	Total EIRP Corr'd PSD (dBm/ 1MHz)	EIRP PSD Limit (dBm/ 1MHz)	PSD Margin (dB)
Low	5985	-2.522	-2.662	-2.825	-1.00	-1.825
Mid	6145	-4.045	-4.060	-1.992	-1.00	-0.992
High	6385	-3.842	-3.816	-1.745	-1.00	-0.745

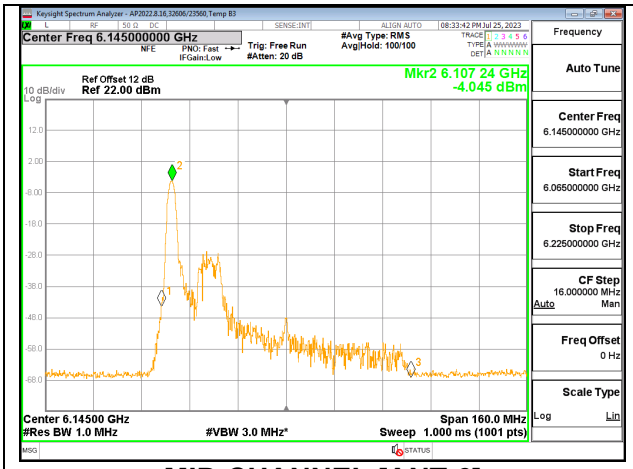

MID CHANNEL [ANT 6]

MID CHANNEL [ANT 5]

UL VERIFICATION SERVICES INC.
47173 Benicia Street, Fremont, CA 94538; USA TEL:(510) 319-4000 FAX:(510) 661-0888

This report shall not be reproduced except in full, without the written approval of UL Verification Services Inc.

2TX Antenna 6 + Antenna 5 SDM MODE (FCC) MOBILE – 26 Tones, RU Index 18

Test Engineer:	23560
Test Date:	7/25/2023

Antenna Gain and Limits

Channel	Frequency (MHz)	Directional Gain for Power (dBi)	Directional Gain for PSD (dBi)	EIRP Power Limit (dBm)	EIRP PSD Limit (dBm/1MHz)
Low	5985	-3.24	-3.24	24.00	-1.00
Mid	6145	-0.95	-0.95	24.00	-1.00
High	6385	-0.93	-0.93	24.00	-1.00

Duty Cycle CF (dB)	0.00	**Included in Calculations of Corr'd PSD**

Output Power Results

Channel	Frequency (MHz)	Antenna 6 Meas Power (dBm)	Antenna 5 Meas Power (dBm)	Total EIRP Corr'd Power (dBm)	EIRP Power Limit (dBm)	Power Margin (dB)
Low	5985	-0.07	-0.03	-0.28	24.00	-24.28
Mid	6145	-2.39	-2.42	-0.34	24.00	-24.34
High	6385	-2.34	-2.34	-0.26	24.00	-24.26

PSD Results

Channel	Frequency (MHz)	Antenna 6 Meas PSD (dBm/1MHz)	Antenna 5 Meas PSD (dBm/1MHz)	Total EIRP Corr'd PSD (dBm/ 1MHz)	EIRP PSD Limit (dBm/ 1MHz)	PSD Margin (dB)
Low	5985	-3.413	-3.479	-3.679	-1.00	-2.679
Mid	6145	-5.435	-5.640	-3.476	-1.00	-2.476
High	6385	-5.416	-5.498	-3.373	-1.00	-2.373

MID CHANNEL [ANT 6]

MID CHANNEL [ANT 5]

UL VERIFICATION SERVICES INC.
47173 Benicia Street, Fremont, CA 94538; USA TEL:(510) 319-4000 FAX:(510) 661-0888

This report shall not be reproduced except in full, without the written approval of UL Verification Services Inc.

2TX Antenna 6 + Antenna 5 SDM MODE (FCC) MOBILE – 26 Tones, RU Index 36

Test Engineer:	23560
Test Date:	7/25/2023

Antenna Gain and Limits

Channel	Frequency (MHz)	Directional Gain for Power (dBi)	Directional Gain for PSD (dBi)	EIRP Power Limit (dBm)	EIRP PSD Limit (dBm/1MHz)
Low	5985	-3.24	-3.24	24.00	-1.00
Mid	6145	-0.95	-0.95	24.00	-1.00
High	6385	-0.93	-0.93	24.00	-1.00

Duty Cycle CF (dB)	0.00	**Included in Calculations of Corr'd PSD**

Output Power Results

Channel	Frequency (MHz)	Antenna 6 Meas Power (dBm)	Antenna 5 Meas Power (dBm)	Total EIRP Corr'd Power (dBm)	EIRP Power Limit (dBm)	Power Margin (dB)
Low	5985	-0.08	-0.05	-0.30	24.00	-24.30
Mid	6145	-2.33	-2.36	-0.28	24.00	-24.28
High	6385	-2.41	-2.32	-0.28	24.00	-24.28

PSD Results

Channel	Frequency (MHz)	Antenna 6 Meas PSD (dBm/1MHz)	Antenna 5 Meas PSD (dBm/1MHz)	Total EIRP Corr'd PSD (dBm/ 1MHz)	EIRP PSD Limit (dBm/ 1MHz)	PSD Margin (dB)
Low	5985	-2.591	-2.412	-2.734	-1.00	-1.734
Mid	6145	-3.683	-3.698	-1.630	-1.00	-0.630
High	6385	-3.694	-4.051	-1.785	-1.00	-0.785

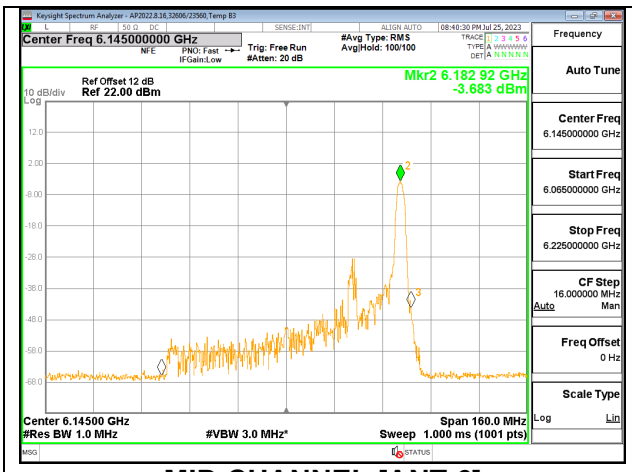

MID CHANNEL [ANT 6]

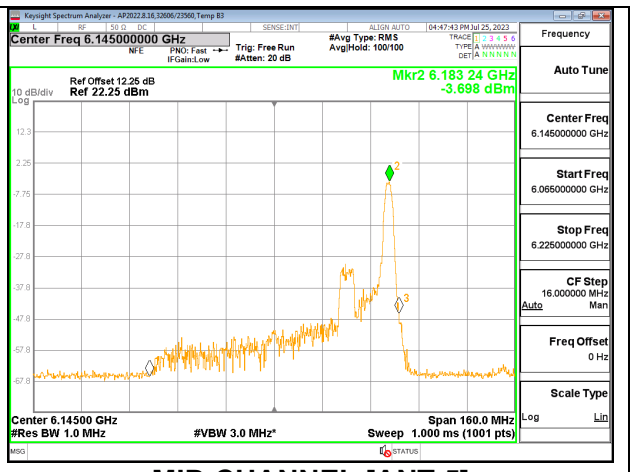

MID CHANNEL [ANT 5]

UL VERIFICATION SERVICES INC.
47173 Benicia Street, Fremont, CA 94538; USA TEL:(510) 319-4000 FAX:(510) 661-0888

This report shall not be reproduced except in full, without the written approval of UL Verification Services Inc.

2TX Antenna 6 + Antenna 5 SDM MODE (FCC) MOBILE – SU Mode

Test Engineer:	23560
Test Date:	7/25/2023

Antenna Gain and Limits

Channel	Frequency (MHz)	Directional Gain for Power (dBi)	Directional Gain for PSD (dBi)	EIRP Power Limit (dBm)	EIRP PSD Limit (dBm/1MHz)
Low	5985	-3.24	-3.24	24.00	-1.00
Mid	6145	-0.95	-0.95	24.00	-1.00
High	6385	-0.93	-0.93	24.00	-1.00

Duty Cycle CF (dB)	0.10	**Included in Calculations of Corr'd PSD**

Output Power Results

Channel	Frequency (MHz)	Antenna 6 Meas Power (dBm)	Antenna 5 Meas Power (dBm)	Total EIRP Corr'd Power (dBm)	EIRP Power Limit (dBm)	Power Margin (dB)
Low	5985	14.40	14.45	14.19	24.00	-9.81
Mid	6145	12.23	12.21	14.28	24.00	-9.72
High	6385	12.25	12.21	14.31	24.00	-9.69

PSD Results

Channel	Frequency (MHz)	Antenna 6 Meas PSD (dBm/1MHz)	Antenna 5 Meas PSD (dBm/1MHz)	Total EIRP Corr'd PSD (dBm/ 1MHz)	EIRP PSD Limit (dBm/ 1MHz)	PSD Margin (dB)
Low	5985	-2.644	-2.542	-2.726	-1.00	-1.726
Mid	6145	-4.337	-4.111	-2.062	-1.00	-1.062
High	6385	-3.835	-3.651	-1.558	-1.00	-0.558

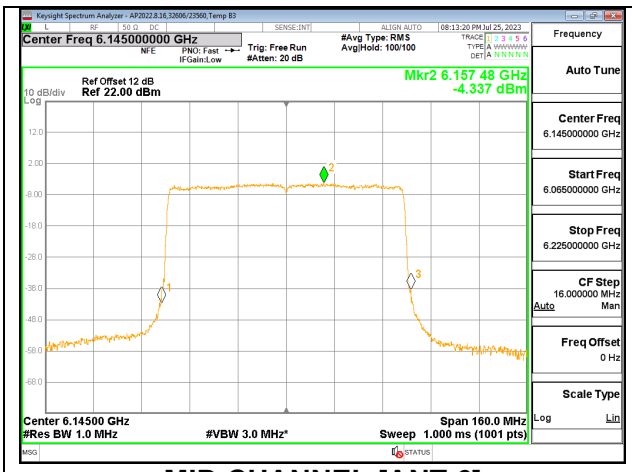

MID CHANNEL [ANT 6]

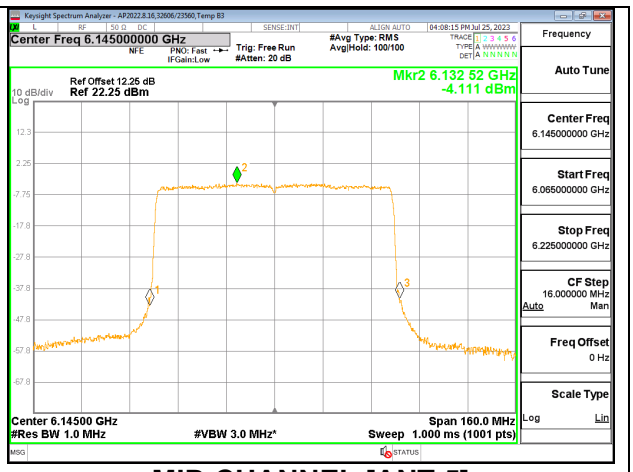

MID CHANNEL [ANT 5]

UL VERIFICATION SERVICES INC.
47173 Benicia Street, Fremont, CA 94538; USA TEL:(510) 319-4000 FAX:(510) 661-0888

This report shall not be reproduced except in full, without the written approval of UL Verification Services Inc.

9.3.4. 802.11ax HE160 MODE IN THE UNII-5 BAND

1TX Antenna 6 MODE (FCC) MOBILE – 26 Tones, RU Index 0

Test Engineer:	32543
Test Date:	7/26/2023

Antenna Gain and Limits

Channel	Frequency (MHz)	Directional Gain for Power (dBi)	EIRP Power Limit (dBm)	EIRP PSD Limit (dBm/ 1MHz)
Low	6025	-2.60	24.00	-1.00
Mid	6185	-1.00	24.00	-1.00
High	6345	-1.40	24.00	-1.00

Duty Cycle CF (dB)	0.00	**Included in Calculations of Corr'd PSD**

Output Power Results

Channel	Frequency (MHz)	Antenna 6 Meas Power (dBm)	Total EIRP Corr'd Power (dBm)	EIRP Power Limit (dBm)	Power Margin (dB)
Low	6025	2.45	-0.15	24.00	-24.15
Mid	6185	0.72	-0.28	24.00	-24.28
High	6345	0.45	-0.95	24.00	-24.95

PSD Results

Channel	Frequency (MHz)	Antenna 6 Meas PSD (dBm/1MHz)	Total EIRP Corr'd PSD (dBm/1MHz)	EIRP PSD Limit (dBm/ 1MHz)	PSD Margin (dB)
Low	6025	-0.104	-2.704	-1.00	-1.704
Mid	6185	-1.679	-2.679	-1.00	-1.679
High	6345	-2.065	-3.465	-1.00	-2.465

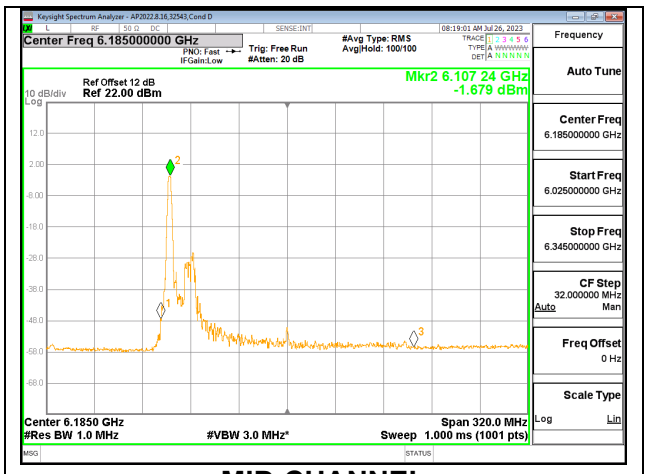

MID CHANNEL

UL VERIFICATION SERVICES INC.
47173 Benicia Street, Fremont, CA 94538; USA TEL:(510) 319-4000 FAX:(510) 661-0888

This report shall not be reproduced except in full, without the written approval of UL Verification Services Inc.

1TX Antenna 6 MODE (FCC) MOBILE – 26 Tones, RU Index 36

Test Engineer:	32543
Test Date:	7/26/2023

Antenna Gain and Limits

Channel	Frequency (MHz)	Directional Gain for Power (dBi)	EIRP Power Limit (dBm)	EIRP PSD Limit (dBm/ 1MHz)
Low	6025	-2.60	24.00	-1.00
Mid	6185	-1.00	24.00	-1.00
High	6345	-1.40	24.00	-1.00

Duty Cycle CF (dB)	0.00	**Included in Calculations of Corr'd PSD**

Output Power Results

Channel	Frequency (MHz)	Antenna 6 Meas Power (dBm)	Total EIRP Corr'd Power (dBm)	EIRP Power Limit (dBm)	Power Margin (dB)
Low	6025	2.43	-0.17	24.00	-24.17
Mid	6185	0.74	-0.26	24.00	-24.26
High	6345	0.41	-0.99	24.00	-24.99

PSD Results

Channel	Frequency (MHz)	Antenna 6 Meas PSD (dBm/1MHz)	Total EIRP Corr'd PSD (dBm/1MHz)	EIRP PSD Limit (dBm/ 1MHz)	PSD Margin (dB)
Low	6025	-0.125	-2.725	-1.00	-1.725
Mid	6185	-2.135	-3.135	-1.00	-2.135
High	6345	-2.238	-3.638	-1.00	-2.638

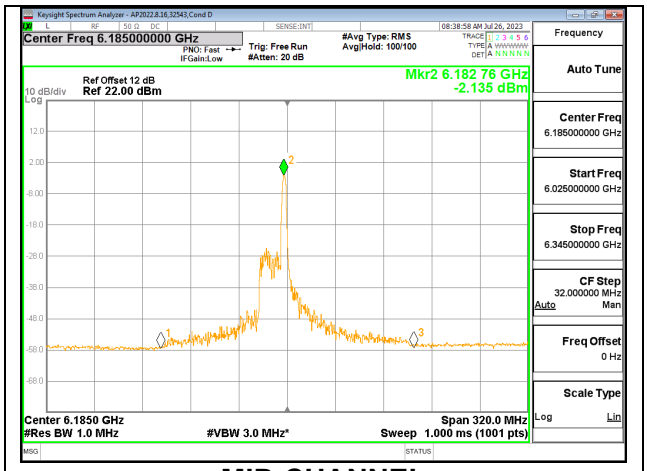

MID CHANNEL

UL VERIFICATION SERVICES INC.
47173 Benicia Street, Fremont, CA 94538; USA TEL:(510) 319-4000 FAX:(510) 661-0888

This report shall not be reproduced except in full, without the written approval of UL Verification Services Inc.

1TX Antenna 6 MODE (FCC) MOBILE – 26 Tones, RU Index S36

Test Engineer:	32543
Test Date:	7/26/2023

Antenna Gain and Limits

Channel	Frequency (MHz)	Directional Gain for Power (dBi)	EIRP Power Limit (dBm)	EIRP PSD Limit (dBm/ 1MHz)
Low	6025	-2.60	24.00	-1.00
Mid	6185	-1.00	24.00	-1.00
High	6345	-1.40	24.00	-1.00

Duty Cycle CF (dB)	0.00	**Included in Calculations of Corr'd PSD**

Output Power Results

Channel	Frequency (MHz)	Antenna 6 Meas Power (dBm)	Total EIRP Corr'd Power (dBm)	EIRP Power Limit (dBm)	Power Margin (dB)
Low	6025	2.45	-0.15	24.00	-24.15
Mid	6185	0.72	-0.28	24.00	-24.28
High	6345	0.47	-0.93	24.00	-24.93

PSD Results

Channel	Frequency (MHz)	Antenna 6 Meas PSD (dBm/1MHz)	Total EIRP Corr'd PSD (dBm/1MHz)	EIRP PSD Limit (dBm/ 1MHz)	PSD Margin (dB)
Low	6025	-0.128	-2.728	-1.00	-1.728
Mid	6185	-1.836	-2.836	-1.00	-1.836
High	6345	-2.047	-3.447	-1.00	-2.447

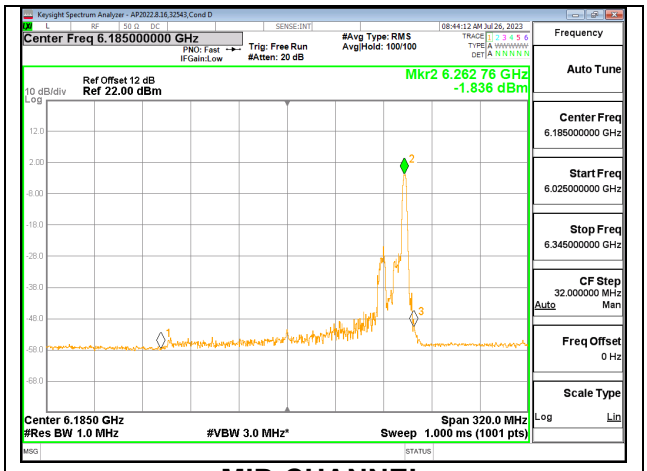

MID CHANNEL

UL VERIFICATION SERVICES INC.
47173 Benicia Street, Fremont, CA 94538; USA TEL:(510) 319-4000 FAX:(510) 661-0888

This report shall not be reproduced except in full, without the written approval of UL Verification Services Inc.

1TX Antenna 6 MODE (FCC) MOBILE – SU Mode

Test Engineer:	19336
Test Date:	7/23/2023

Antenna Gain and Limits

Channel	Frequency (MHz)	Directional Gain for Power (dBi)	EIRP Power Limit (dBm)	EIRP PSD Limit (dBm/ 1MHz)
Low	6025	-2.60	24.00	-1.00
Mid	6185	-1.00	24.00	-1.00
High	6345	-1.40	24.00	-1.00

Duty Cycle CF (dB)	0.10	**Included in Calculations of Corr'd PSD**

Output Power Results

Channel	Frequency (MHz)	Antenna 6 Meas Power (dBm)	Total EIRP Corr'd Power (dBm)	EIRP Power Limit (dBm)	Power Margin (dB)
Low	6025	19.42	16.82	24.00	-7.18
Mid	6185	18.24	17.24	24.00	-6.76
High	6345	17.95	16.55	24.00	-7.45

PSD Results

Channel	Frequency (MHz)	Antenna 6 Meas PSD (dBm/1MHz)	Total EIRP Corr'd PSD (dBm/1MHz)	EIRP PSD Limit (dBm/ 1MHz)	PSD Margin (dB)
Low	6025	-0.811	-3.311	-1.00	-2.311
Mid	6185	-1.646	-2.546	-1.00	-1.546
High	6345	-2.188	-3.488	-1.00	-2.488

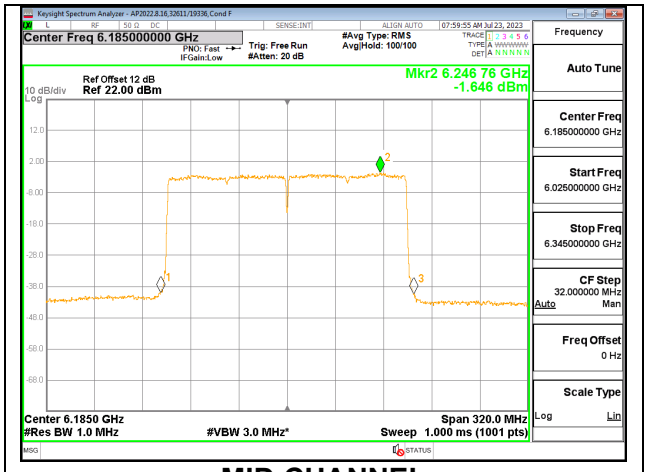

MID CHANNEL

UL VERIFICATION SERVICES INC.
47173 Benicia Street, Fremont, CA 94538; USA TEL:(510) 319-4000 FAX:(510) 661-0888

This report shall not be reproduced except in full, without the written approval of UL Verification Services Inc.

1TX Antenna 5 MODE (FCC) MOBILE – 26 Tones, RU Index 0

Test Engineer:	32543
Test Date:	7/26/2023

Antenna Gain and Limits

Channel	Frequency (MHz)	Directional Gain for Power (dBi)	EIRP Power Limit (dBm)	EIRP PSD Limit (dBm/ 1MHz)
Low	6025	-4.00	24.00	-1.00
Mid	6185	-0.90	24.00	-1.00
High	6345	-0.50	24.00	-1.00

Duty Cycle CF (dB)	0.00	**Included in Calculations of Corr'd PSD**

Output Power Results

Channel	Frequency (MHz)	Antenna 5 Meas Power (dBm)	Total EIRP Corr'd Power (dBm)	EIRP Power Limit (dBm)	Power Margin (dB)
Low	6025	2.41	-1.59	24.00	-25.59
Mid	6185	0.71	-0.19	24.00	-24.19
High	6345	0.47	-0.03	24.00	-24.03

PSD Results

Channel	Frequency (MHz)	Antenna 5 Meas PSD (dBm/1MHz)	Total EIRP Corr'd PSD (dBm/1MHz)	EIRP PSD Limit (dBm/ 1MHz)	PSD Margin (dB)
Low	6025	-0.096	-4.096	-1.00	-3.096
Mid	6185	-1.818	-2.718	-1.00	-1.718
High	6345	-2.026	-2.526	-1.00	-1.526

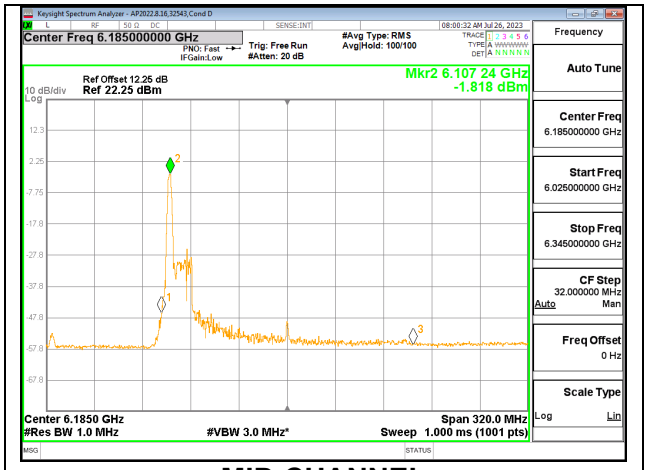

MID CHANNEL

UL VERIFICATION SERVICES INC.
47173 Benicia Street, Fremont, CA 94538; USA TEL:(510) 319-4000 FAX:(510) 661-0888

This report shall not be reproduced except in full, without the written approval of UL Verification Services Inc.

1TX Antenna 5 MODE (FCC) MOBILE – 26 Tones, RU Index 36

Test Engineer:	32543
Test Date:	7/26/2023

Antenna Gain and Limits

Channel	Frequency (MHz)	Directional Gain for Power (dBi)	EIRP Power Limit (dBm)	EIRP PSD Limit (dBm/ 1MHz)
Low	6025	-4.00	24.00	-1.00
Mid	6185	-0.90	24.00	-1.00
High	6345	-0.50	24.00	-1.00

Duty Cycle CF (dB)	0.00	**Included in Calculations of Corr'd PSD**

Output Power Results

Channel	Frequency (MHz)	Antenna 5 Meas Power (dBm)	Total EIRP Corr'd Power (dBm)	EIRP Power Limit (dBm)	Power Margin (dB)
Low	6025	2.42	-1.58	24.00	-25.58
Mid	6185	0.72	-0.18	24.00	-24.18
High	6345	0.46	-0.04	24.00	-24.04

PSD Results

Channel	Frequency (MHz)	Antenna 5 Meas PSD (dBm/1MHz)	Total EIRP Corr'd PSD (dBm/1MHz)	EIRP PSD Limit (dBm/ 1MHz)	PSD Margin (dB)
Low	6025	-0.346	-4.346	-1.00	-3.346
Mid	6185	-1.866	-2.766	-1.00	-1.766
High	6345	-1.918	-2.418	-1.00	-1.418

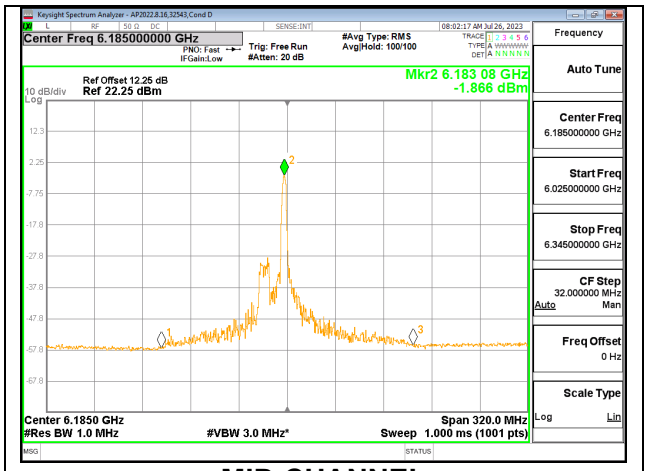

MID CHANNEL

UL VERIFICATION SERVICES INC.
47173 Benicia Street, Fremont, CA 94538; USA TEL:(510) 319-4000 FAX:(510) 661-0888

This report shall not be reproduced except in full, without the written approval of UL Verification Services Inc.

1TX Antenna 5 MODE (FCC) MOBILE – 26 Tones, RU Index S36

Test Engineer:	32543
Test Date:	7/26/2023

Antenna Gain and Limits

Channel	Frequency (MHz)	Directional Gain for Power (dBi)	EIRP Power Limit (dBm)	EIRP PSD Limit (dBm/ 1MHz)
Low	6025	-4.00	24.00	-1.00
Mid	6185	-0.90	24.00	-1.00
High	6345	-0.50	24.00	-1.00

Duty Cycle CF (dB)	0.00	**Included in Calculations of Corr'd PSD**

Output Power Results

Channel	Frequency (MHz)	Antenna 5 Meas Power (dBm)	Total EIRP Corr'd Power (dBm)	EIRP Power Limit (dBm)	Power Margin (dB)
Low	6025	2.39	-1.61	24.00	-25.61
Mid	6185	0.74	-0.16	24.00	-24.16
High	6345	0.47	-0.03	24.00	-24.03

PSD Results

Channel	Frequency (MHz)	Antenna 5 Meas PSD (dBm/1MHz)	Total EIRP Corr'd PSD (dBm/1MHz)	EIRP PSD Limit (dBm/ 1MHz)	PSD Margin (dB)
Low	6025	0.080	-3.920	-1.00	-2.920
Mid	6185	-1.876	-2.776	-1.00	-1.776
High	6345	-2.061	-2.561	-1.00	-1.561

MID CHANNEL

UL VERIFICATION SERVICES INC.
47173 Benicia Street, Fremont, CA 94538; USA TEL:(510) 319-4000 FAX:(510) 661-0888

This report shall not be reproduced except in full, without the written approval of UL Verification Services Inc.

1TX Antenna 5 MODE (FCC) MOBILE – SU Mode

Test Engineer:	19336
Test Date:	7/23/2023

Antenna Gain and Limits

Channel	Frequency (MHz)	Directional Gain for Power (dBi)	EIRP Power Limit (dBm)	EIRP PSD Limit (dBm/ 1MHz)
Low	6025	-4.00	24.00	-1.00
Mid	6185	-0.90	24.00	-1.00
High	6345	-0.50	24.00	-1.00

Duty Cycle CF (dB)	0.10	**Included in Calculations of Corr'd PSD**

Output Power Results

Channel	Frequency (MHz)	Antenna 5 Meas Power (dBm)	Total EIRP Corr'd Power (dBm)	EIRP Power Limit (dBm)	Power Margin (dB)
Low	6025	19.45	15.45	24.00	-8.55
Mid	6185	18.22	17.32	24.00	-6.68
High	6345	17.94	17.44	24.00	-6.56

PSD Results

Channel	Frequency (MHz)	Antenna 5 Meas PSD (dBm/1MHz)	Total EIRP Corr'd PSD (dBm/1MHz)	EIRP PSD Limit (dBm/ 1MHz)	PSD Margin (dB)
Low	6025	-0.556	-4.456	-1.00	-3.456
Mid	6185	-1.650	-2.450	-1.00	-1.450
High	6345	-2.153	-2.553	-1.00	-1.553

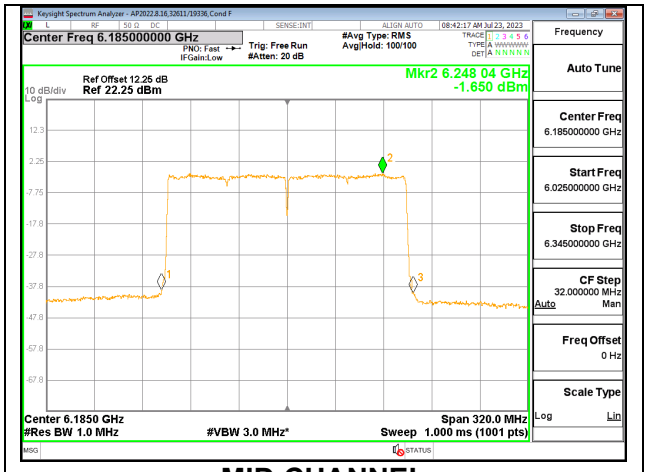

MID CHANNEL

UL VERIFICATION SERVICES INC.
47173 Benicia Street, Fremont, CA 94538; USA TEL:(510) 319-4000 FAX:(510) 661-0888

This report shall not be reproduced except in full, without the written approval of UL Verification Services Inc.

2TX Antenna 6 + Antenna 5 OFDMA MODE (FCC) MOBILE – 26 Tones, RU Index 0

Test Engineer:	19336
Test Date:	7/23/2023

Antenna Gain and Limits

Channel	Frequency (MHz)	Directional Gain for Power (dBi)	Directional Gain for PSD (dBi)	EIRP Power Limit (dBm)	EIRP PSD Limit (dBm/1MHz)
Low	6025	-3.24	-0.26	24.00	-1.00
Mid	6185	-0.95	2.06	24.00	-1.00
High	6345	-0.93	2.07	24.00	-1.00

Duty Cycle CF (dB)	0.00	**Included in Calculations of Corr'd PSD**

Output Power Results

Channel	Frequency (MHz)	Antenna 6 Meas Power (dBm)	Antenna 5 Meas Power (dBm)	Total EIRP Corr'd Power (dBm)	EIRP Power Limit (dBm)	Power Margin (dB)
Low	6025	-2.84	-2.82	-3.06	24.00	-27.06
Mid	6185	-5.38	-5.45	-3.35	24.00	-27.35
High	6345	-5.50	-5.34	-3.34	24.00	-27.34

PSD Results

Channel	Frequency (MHz)	Antenna 6 Meas PSD (dBm/1MHz)	Antenna 5 Meas PSD (dBm/1MHz)	Total EIRP Corr'd PSD (dBm/ 1MHz)	EIRP PSD Limit (dBm/ 1MHz)	PSD Margin (dB)
Low	6025	-5.458	-5.323	-2.641	-1.00	-1.641
Mid	6185	-8.233	-8.404	-3.247	-1.00	-2.247
High	6345	-8.327	-8.568	-3.364	-1.00	-2.364

MID CHANNEL [ANT 6]

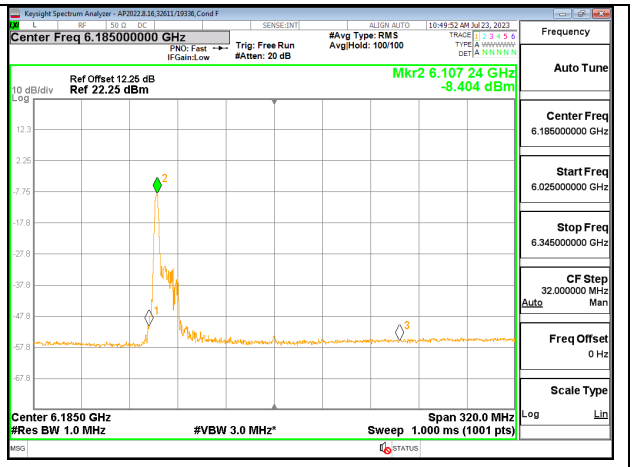

MID CHANNEL [ANT 5]

UL VERIFICATION SERVICES INC.
47173 Benicia Street, Fremont, CA 94538; USA TEL:(510) 319-4000 FAX:(510) 661-0888

This report shall not be reproduced except in full, without the written approval of UL Verification Services Inc.

2TX Antenna 6 + Antenna 5 OFDMA MODE (FCC) MOBILE – 26 Tones, RU Index 36

Test Engineer:	19336
Test Date:	7/23/2023

Antenna Gain and Limits

Channel	Frequency (MHz)	Directional Gain for Power (dBi)	Directional Gain for PSD (dBi)	EIRP Power Limit (dBm)	EIRP PSD Limit (dBm/1MHz)
Low	6025	-3.24	-0.26	24.00	-1.00
Mid	6185	-0.95	2.06	24.00	-1.00
High	6345	-0.93	2.07	24.00	-1.00

Duty Cycle CF (dB)	0.00	**Included in Calculations of Corr'd PSD**

Output Power Results

Channel	Frequency (MHz)	Antenna 6 Meas Power (dBm)	Antenna 5 Meas Power (dBm)	Total EIRP Corr'd Power (dBm)	EIRP Power Limit (dBm)	Power Margin (dB)
Low	6025	-2.85	-2.87	-3.09	24.00	-27.09
Mid	6185	-5.35	-5.32	-3.27	24.00	-27.27
High	6345	-5.36	-5.37	-3.28	24.00	-27.28

PSD Results

Channel	Frequency (MHz)	Antenna 6 Meas PSD (dBm/1MHz)	Antenna 5 Meas PSD (dBm/1MHz)	Total EIRP Corr'd PSD (dBm/ 1MHz)	EIRP PSD Limit (dBm/ 1MHz)	PSD Margin (dB)
Low	6025	-5.628	-5.606	-2.868	-1.00	-1.868
Mid	6185	-8.794	-8.528	-3.588	-1.00	-2.588
High	6345	-8.688	-8.665	-3.594	-1.00	-2.594

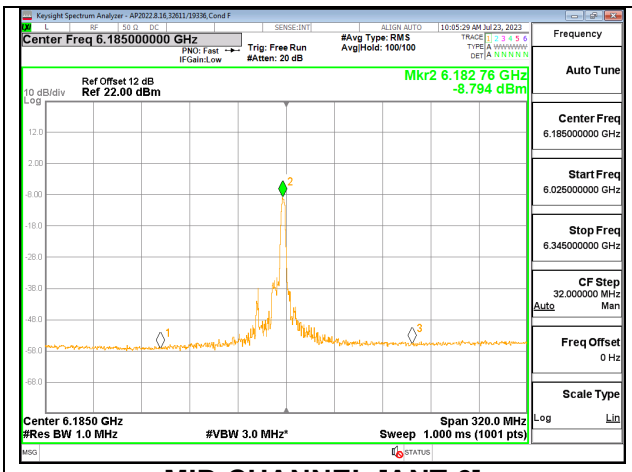

MID CHANNEL [ANT 6]

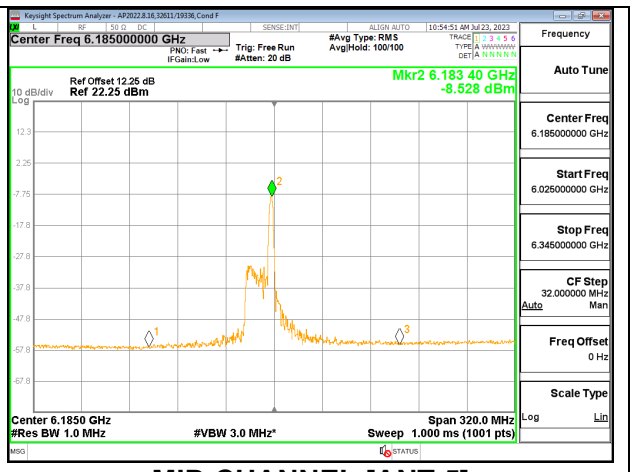

MID CHANNEL [ANT 5]

UL VERIFICATION SERVICES INC.
47173 Benicia Street, Fremont, CA 94538; USA TEL:(510) 319-4000 FAX:(510) 661-0888

This report shall not be reproduced except in full, without the written approval of UL Verification Services Inc.

2TX Antenna 6 + Antenna 5 OFDMA MODE (FCC) MOBILE – 26 Tones, RU Index S36

Test Engineer:	19336
Test Date:	7/23/2023

Antenna Gain and Limits

Channel	Frequency (MHz)	Directional Gain for Power (dBi)	Directional Gain for PSD (dBi)	EIRP Power Limit (dBm)	EIRP PSD Limit (dBm/1MHz)
Low	6025	-3.24	-0.26	24.00	-1.00
Mid	6185	-0.95	2.06	24.00	-1.00
High	6345	-0.93	2.07	24.00	-1.00

Duty Cycle CF (dB)	0.00	**Included in Calculations of Corr'd PSD**

Output Power Results

Channel	Frequency (MHz)	Antenna 6 Meas Power (dBm)	Antenna 5 Meas Power (dBm)	Total EIRP Corr'd Power (dBm)	EIRP Power Limit (dBm)	Power Margin (dB)
Low	6025	-2.86	-2.87	-3.10	24.00	-27.10
Mid	6185	-5.38	-5.41	-3.33	24.00	-27.33
High	6345	-5.34	-5.35	-3.26	24.00	-27.26

PSD Results

Channel	Frequency (MHz)	Antenna 6 Meas PSD (dBm/1MHz)	Antenna 5 Meas PSD (dBm/1MHz)	Total EIRP Corr'd PSD (dBm/ 1MHz)	EIRP PSD Limit (dBm/ 1MHz)	PSD Margin (dB)
Low	6025	-5.437	-5.429	-2.684	-1.00	-1.684
Mid	6185	-8.595	-8.330	-3.390	-1.00	-2.390
High	6345	-8.620	-8.512	-3.483	-1.00	-2.483

MID CHANNEL [ANT 6]

MID CHANNEL [ANT 5]

UL VERIFICATION SERVICES INC.
47173 Benicia Street, Fremont, CA 94538; USA TEL:(510) 319-4000 FAX:(510) 661-0888

This report shall not be reproduced except in full, without the written approval of UL Verification Services Inc.

2TX Antenna 6 + Antenna 5 OFDMA MODE (FCC) MOBILE – SU Mode

Test Engineer:	19336
Test Date:	7/23/2023

Antenna Gain and Limits

Channel	Frequency (MHz)	Directional Gain for Power (dBi)	Directional Gain for PSD (dBi)	EIRP Power Limit (dBm)	EIRP PSD Limit (dBm/1MHz)
Low	6025	-3.24	-0.26	24.00	-1.00
Mid	6185	-0.95	2.06	24.00	-1.00
High	6345	-0.93	2.07	24.00	-1.00

Duty Cycle CF (dB)	0.10	**Included in Calculations of Corr'd PSD**

Output Power Results

Channel	Frequency (MHz)	Antenna 6 Meas Power (dBm)	Antenna 5 Meas Power (dBm)	Total EIRP Corr'd Power (dBm)	EIRP Power Limit (dBm)	Power Margin (dB)
Low	6025	14.73	14.74	14.50	24.00	-9.50
Mid	6185	12.22	12.24	14.29	24.00	-9.71
High	6345	12.21	12.23	14.30	24.00	-9.70

PSD Results

Channel	Frequency (MHz)	Antenna 6 Meas PSD (dBm/1MHz)	Antenna 5 Meas PSD (dBm/1MHz)	Total EIRP Corr'd PSD (dBm/ 1MHz)	EIRP PSD Limit (dBm/ 1MHz)	PSD Margin (dB)
Low	6025	-5.556	-5.383	-2.620	-1.00	-1.620
Mid	6185	-7.682	-7.542	-2.441	-1.00	-1.441
High	6345	-7.676	-7.660	-2.486	-1.00	-1.486

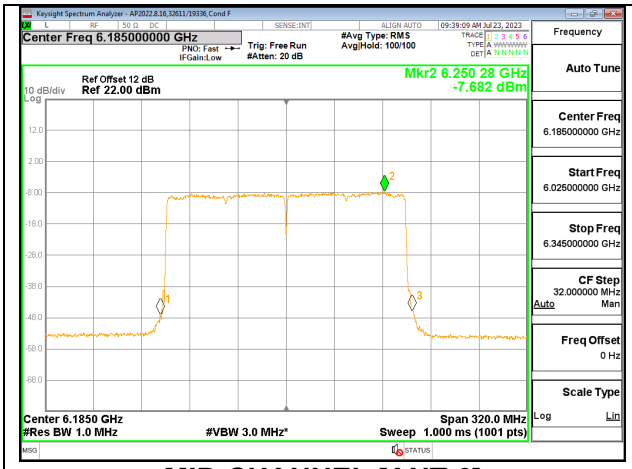

MID CHANNEL [ANT 6]

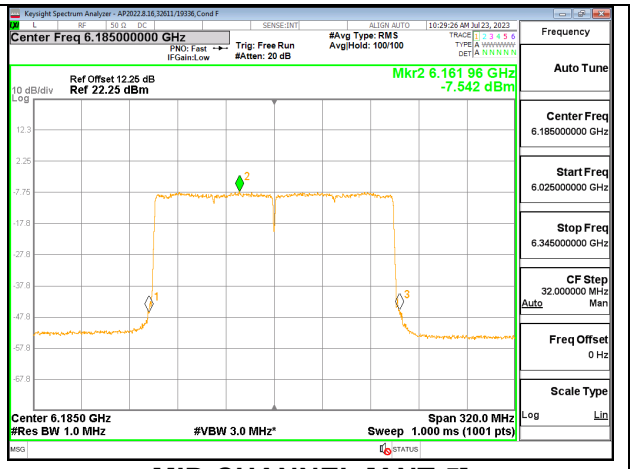

MID CHANNEL [ANT 5]

UL VERIFICATION SERVICES INC.
47173 Benicia Street, Fremont, CA 94538; USA TEL:(510) 319-4000 FAX:(510) 661-0888

This report shall not be reproduced except in full, without the written approval of UL Verification Services Inc.

2TX Antenna 6 + Antenna 5 SDM MODE (FCC) MOBILE – 26 Tones, RU Index 0

Test Engineer:	28502
Test Date:	7/28/2023

Antenna Gain and Limits

Channel	Frequency (MHz)	Directional Gain for Power (dBi)	Directional Gain for PSD (dBi)	EIRP Power Limit (dBm)	EIRP PSD Limit (dBm/1MHz)
Low	6025	-3.24	-3.24	24.00	-1.00
Mid	6185	-0.95	-0.95	24.00	-1.00
High	6345	-0.93	-0.93	24.00	-1.00

Duty Cycle CF (dB)	0.00	**Included in Calculations of Corr'd PSD**

Output Power Results

Channel	Frequency (MHz)	Antenna 6 Meas Power (dBm)	Antenna 5 Meas Power (dBm)	Total EIRP Corr'd Power (dBm)	EIRP Power Limit (dBm)	Power Margin (dB)
Low	6025	-0.12	-0.28	-0.43	24.00	-24.43
Mid	6185	-2.37	-2.36	-0.30	24.00	-24.30
High	6345	-2.36	-2.41	-0.30	24.00	-24.30

PSD Results

Channel	Frequency (MHz)	Antenna 6 Meas PSD (dBm/1MHz)	Antenna 5 Meas PSD (dBm/1MHz)	Total EIRP Corr'd PSD (dBm/ 1MHz)	EIRP PSD Limit (dBm/ 1MHz)	PSD Margin (dB)
Low	6025	-2.158	-2.096	-2.360	-1.00	-1.360
Mid	6185	-4.837	-4.742	-2.729	-1.00	-1.729
High	6345	-5.083	-4.804	-2.858	-1.00	-1.858

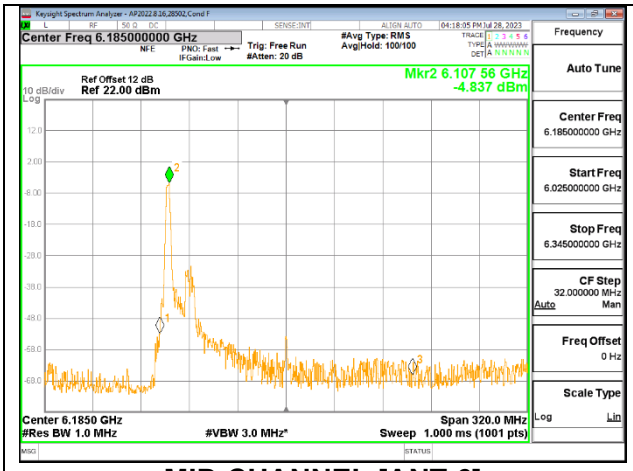

MID CHANNEL [ANT 6]

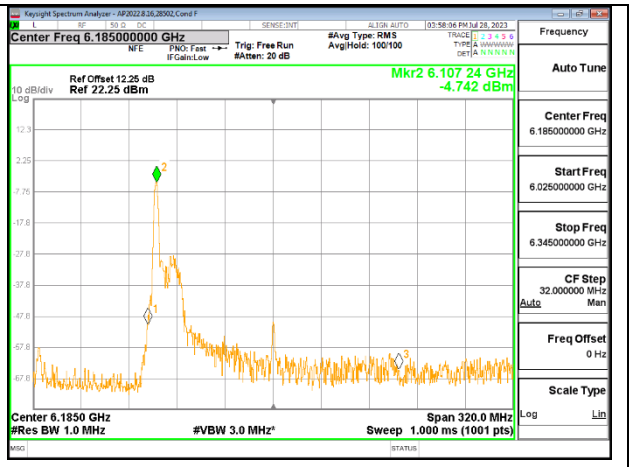

MID CHANNEL [ANT 5]

UL VERIFICATION SERVICES INC.
47173 Benicia Street, Fremont, CA 94538; USA TEL:(510) 319-4000 FAX:(510) 661-0888

This report shall not be reproduced except in full, without the written approval of UL Verification Services Inc.

2TX Antenna 6 + Antenna 5 SDM MODE (FCC) MOBILE – 26 Tones, RU Index 36

Test Engineer:	28502
Test Date:	7/28/2023

Antenna Gain and Limits

Channel	Frequency (MHz)	Directional Gain for Power (dBi)	Directional Gain for PSD (dBi)	EIRP Power Limit (dBm)	EIRP PSD Limit (dBm/1MHz)
Low	6025	-3.24	-3.24	24.00	-1.00
Mid	6185	-0.95	-0.95	24.00	-1.00
High	6345	-0.93	-0.93	24.00	-1.00

Duty Cycle CF (dB)	0.00	**Included in Calculations of Corr'd PSD**

Output Power Results

Channel	Frequency (MHz)	Antenna 6 Meas Power (dBm)	Antenna 5 Meas Power (dBm)	Total EIRP Corr'd Power (dBm)	EIRP Power Limit (dBm)	Power Margin (dB)
Low	6025	-0.08	-0.17	-0.36	24.00	-24.36
Mid	6185	-2.39	-2.35	-0.31	24.00	-24.31
High	6345	-2.34	-2.36	-0.27	24.00	-24.27

PSD Results

Channel	Frequency (MHz)	Antenna 6 Meas PSD (dBm/1MHz)	Antenna 5 Meas PSD (dBm/1MHz)	Total EIRP Corr'd PSD (dBm/ 1MHz)	EIRP PSD Limit (dBm/ 1MHz)	PSD Margin (dB)
Low	6025	-3.041	-2.992	-3.250	-1.00	-2.250
Mid	6185	-5.037	-5.045	-2.980	-1.00	-1.980
High	6345	-5.040	-4.798	-2.834	-1.00	-1.834

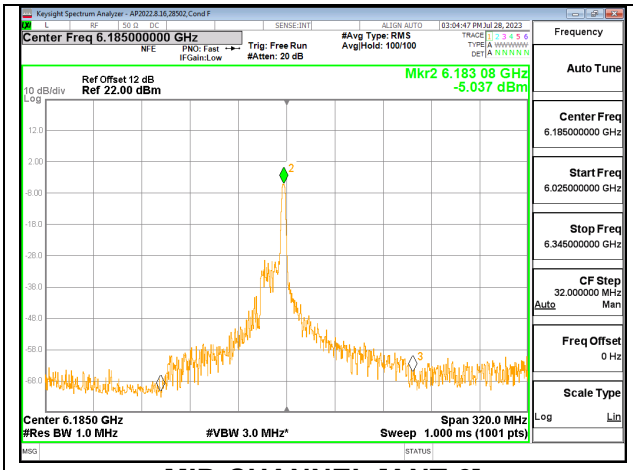

MID CHANNEL [ANT 6]

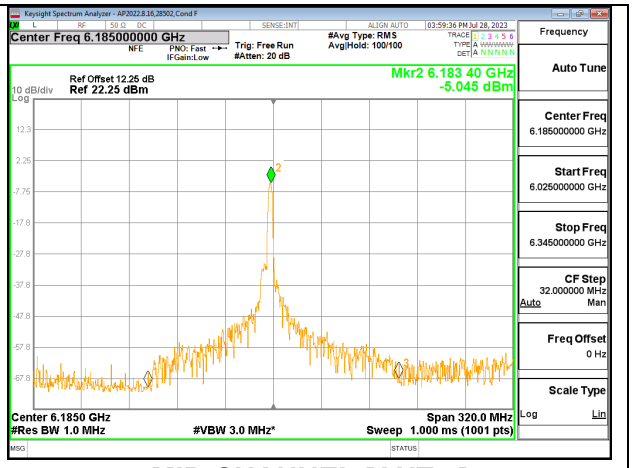

MID CHANNEL [ANT 5]

UL VERIFICATION SERVICES INC.
47173 Benicia Street, Fremont, CA 94538; USA TEL:(510) 319-4000 FAX:(510) 661-0888

This report shall not be reproduced except in full, without the written approval of UL Verification Services Inc.

2TX Antenna 6 + Antenna 5 SDM MODE (FCC) MOBILE – 26 Tones, RU Index S36

Test Engineer:	28502
Test Date:	7/28/2023

Antenna Gain and Limits

Channel	Frequency (MHz)	Directional Gain for Power (dBi)	Directional Gain for PSD (dBi)	EIRP Power Limit (dBm)	EIRP PSD Limit (dBm/1MHz)
Low	6025	-3.24	-3.24	24.00	-1.00
Mid	6185	-0.95	-0.95	24.00	-1.00
High	6345	-0.93	-0.93	24.00	-1.00

Duty Cycle CF (dB)	0.00	**Included in Calculations of Corr'd PSD**

Output Power Results

Channel	Frequency (MHz)	Antenna 6 Meas Power (dBm)	Antenna 5 Meas Power (dBm)	Total EIRP Corr'd Power (dBm)	EIRP Power Limit (dBm)	Power Margin (dB)
Low	6025	-0.07	-0.16	-0.35	24.00	-24.35
Mid	6185	-2.37	-2.38	-0.31	24.00	-24.31
High	6345	-2.40	-2.35	-0.29	24.00	-24.29

PSD Results

Channel	Frequency (MHz)	Antenna 6 Meas PSD (dBm/1MHz)	Antenna 5 Meas PSD (dBm/1MHz)	Total EIRP Corr'd PSD (dBm/ 1MHz)	EIRP PSD Limit (dBm/ 1MHz)	PSD Margin (dB)
Low	6025	-2.228	-2.397	-2.545	-1.00	-1.545
Mid	6185	-5.029	-4.919	-2.913	-1.00	-1.913
High	6345	-5.093	-4.851	-2.887	-1.00	-1.887

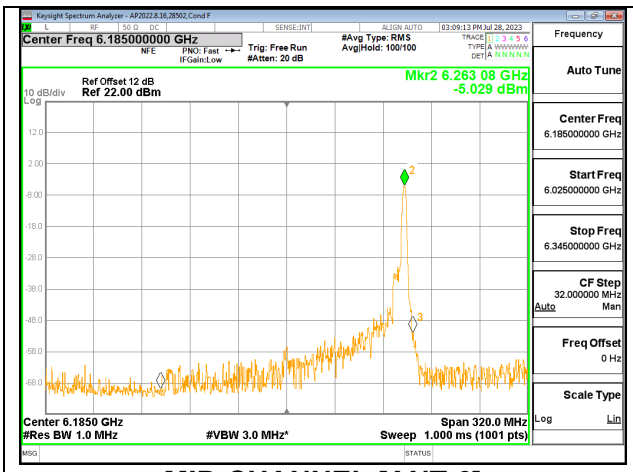

MID CHANNEL [ANT 6]

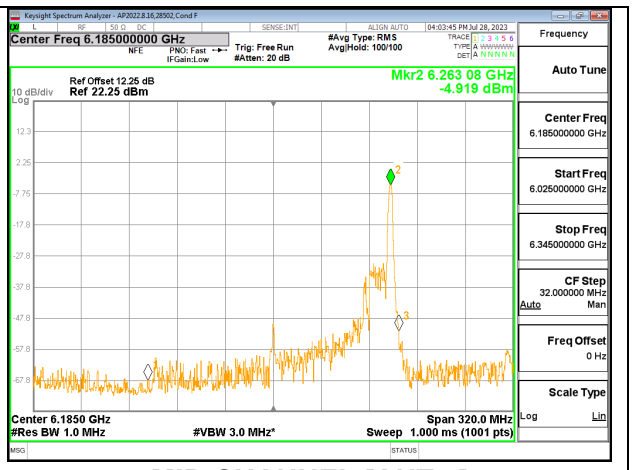

MID CHANNEL [ANT 5]

UL VERIFICATION SERVICES INC.
47173 Benicia Street, Fremont, CA 94538; USA TEL:(510) 319-4000 FAX:(510) 661-0888

This report shall not be reproduced except in full, without the written approval of UL Verification Services Inc.

2TX Antenna 6 + Antenna 5 SDM MODE (FCC) MOBILE – SU Mode

Test Engineer:	28502
Test Date:	7/28/2023

Antenna Gain and Limits

Channel	Frequency (MHz)	Directional Gain for Power (dBi)	Directional Gain for PSD (dBi)	EIRP Power Limit (dBm)	EIRP PSD Limit (dBm/1MHz)
Low	6025	-3.24	-3.24	24.00	-1.00
Mid	6185	-0.95	-0.95	24.00	-1.00
High	6345	-0.93	-0.93	24.00	-1.00

Duty Cycle CF (dB)	0.19	**Included in Calculations of Corr'd PSD**

Output Power Results

Channel	Frequency (MHz)	Antenna 6 Meas Power (dBm)	Antenna 5 Meas Power (dBm)	Total EIRP Corr'd Power (dBm)	EIRP Power Limit (dBm)	Power Margin (dB)
Low	6025	17.42	17.41	17.18	24.00	-6.82
Mid	6185	15.24	15.24	17.30	24.00	-6.70
High	6345	15.23	15.21	17.30	24.00	-6.70

PSD Results

Channel	Frequency (MHz)	Antenna 6 Meas PSD (dBm/1MHz)	Antenna 5 Meas PSD (dBm/1MHz)	Total EIRP Corr'd PSD (dBm/ 1MHz)	EIRP PSD Limit (dBm/ 1MHz)	PSD Margin (dB)
Low	6025	-2.429	-2.226	-2.370	-1.00	-1.370
Mid	6185	-4.420	-4.449	-2.184	-1.00	-1.184
High	6345	-4.004	-4.102	-1.779	-1.00	-0.779

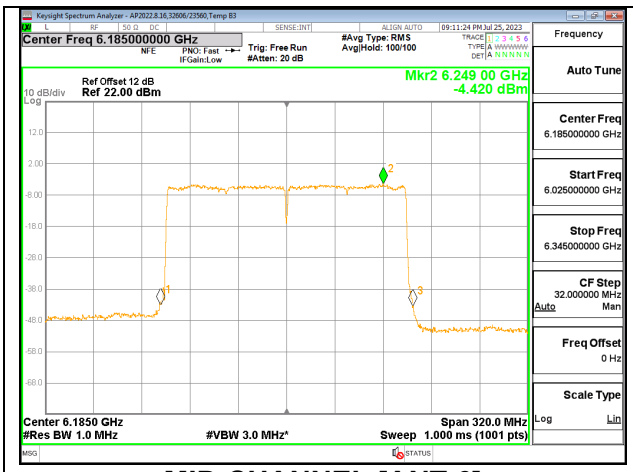

MID CHANNEL [ANT 6]

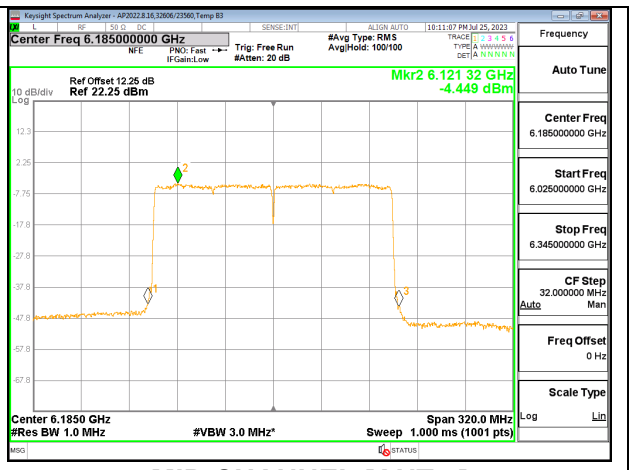

MID CHANNEL [ANT 5]

UL VERIFICATION SERVICES INC.
47173 Benicia Street, Fremont, CA 94538; USA TEL:(510) 319-4000 FAX:(510) 661-0888

This report shall not be reproduced except in full, without the written approval of UL Verification Services Inc.

9.3.5. 802.11ax HE20 MODE IN THE UNII-6 BAND

1TX Antenna 6 MODE (FCC) – 26 Tones, RU Index 0

Test Engineer:	19336
Test Date:	7/23/2023

Antenna Gain and Limits

Channel	Frequency (MHz)	Directional Gain (dBi)	EIRP Power Limit (dBm)	EIRP PSD Limit (dBm/ 1MHz)
Low	6435	-0.70	24.00	-1.00
Mid	6475	-0.70	24.00	-1.00
High	6515	-0.70	24.00	-1.00

Duty Cycle CF (dB)	0.00	**Included in Calculations of Corr'd PSD**

Output Power Results

Channel	Frequency (MHz)	Antenna 6 Meas Power (dBm)	Total EIRP Corr'd Power (dBm)	EIRP Power Limit (dBm)	Power Margin (dB)
Low	6435	0.42	-0.28	24.00	-24.28
Mid	6475	0.47	-0.23	24.00	-24.23
High	6515	0.47	-0.23	24.00	-24.23

PSD Results

Channel	Frequency (MHz)	Antenna 6 Meas PSD (dBm/1MHz)	Total EIRP Corr'd PSD (dBm/1MHz)	EIRP PSD Limit (dBm/ 1MHz)	PSD Margin (dB)
Low	6435	-0.394	-1.094	-1.00	-0.094
Mid	6475	-0.635	-1.335	-1.00	-0.335
High	6515	-0.455	-1.155	-1.00	-0.155

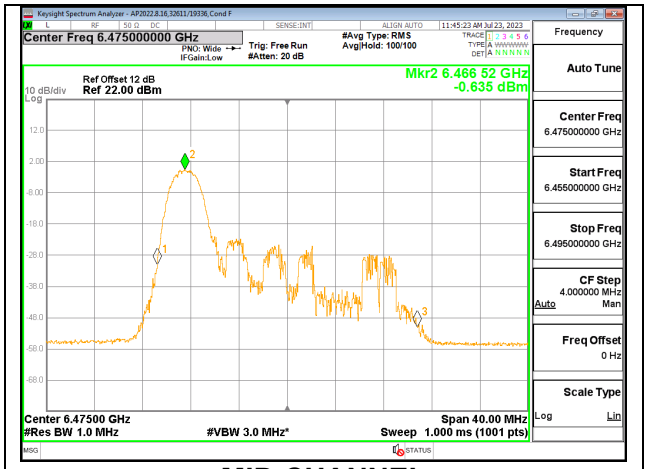

MID CHANNEL

UL VERIFICATION SERVICES INC.
47173 Benicia Street, Fremont, CA 94538; USA TEL:(510) 319-4000 FAX:(510) 661-0888

This report shall not be reproduced except in full, without the written approval of UL Verification Services Inc.

1TX Antenna 6 MODE (FCC) – 26 Tones, RU Index 4

Test Engineer:	19336
Test Date:	7/23/2023

Antenna Gain and Limits

Channel	Frequency (MHz)	Directional Gain (dBi)	EIRP Power Limit (dBm)	EIRP PSD Limit (dBm/ 1MHz)
Low	6435	-0.70	24.00	-1.00
Mid	6475	-0.70	24.00	-1.00
High	6515	-0.70	24.00	-1.00

Duty Cycle CF (dB)	0.00	**Included in Calculations of Corr'd PSD**

Output Power Results

Channel	Frequency (MHz)	Antenna 6 Meas Power (dBm)	Total EIRP Corr'd Power (dBm)	EIRP Power Limit (dBm)	Power Margin (dB)
Low	6435	0.47	-0.23	24.00	-24.23
Mid	6475	0.45	-0.25	24.00	-24.25
High	6515	0.43	-0.27	24.00	-24.27

PSD Results

Channel	Frequency (MHz)	Antenna 6 Meas PSD (dBm/1MHz)	Total EIRP Corr'd PSD (dBm/1MHz)	EIRP PSD Limit (dBm/ 1MHz)	PSD Margin (dB)
Low	6435	-1.440	-2.140	-1.00	-1.140
Mid	6475	-1.620	-2.320	-1.00	-1.320
High	6515	-1.385	-2.085	-1.00	-1.085

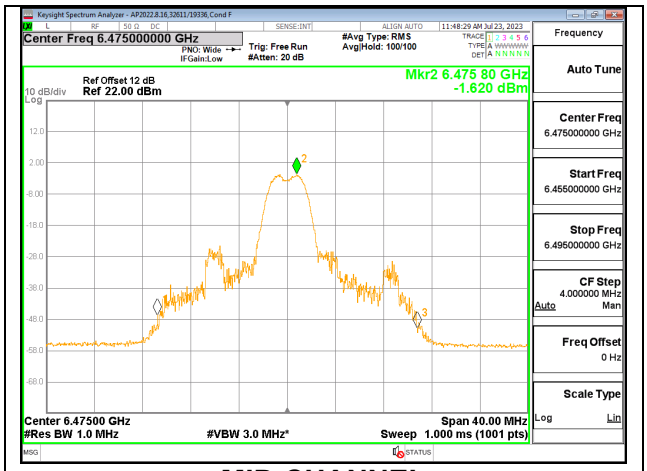

MID CHANNEL

UL VERIFICATION SERVICES INC.
47173 Benicia Street, Fremont, CA 94538; USA TEL:(510) 319-4000 FAX:(510) 661-0888

This report shall not be reproduced except in full, without the written approval of UL Verification Services Inc.

1TX Antenna 6 MODE (FCC) – 26 Tones, RU Index 8

Test Engineer:	19336
Test Date:	7/23/2023

Antenna Gain and Limits

Channel	Frequency (MHz)	Directional Gain (dBi)	EIRP Power Limit (dBm)	EIRP PSD Limit (dBm/ 1MHz)
Low	6435	-0.70	24.00	-1.00
Mid	6475	-0.70	24.00	-1.00
High	6515	-0.70	24.00	-1.00

Duty Cycle CF (dB)	0.00	**Included in Calculations of Corr'd PSD**

Output Power Results

Channel	Frequency (MHz)	Antenna 6 Meas Power (dBm)	Total EIRP Corr'd Power (dBm)	EIRP Power Limit (dBm)	Power Margin (dB)
Low	6435	0.43	-0.27	24.00	-24.27
Mid	6475	0.41	-0.29	24.00	-24.29
High	6515	0.46	-0.24	24.00	-24.24

PSD Results

Channel	Frequency (MHz)	Antenna 6 Meas PSD (dBm/1MHz)	Total EIRP Corr'd PSD (dBm/1MHz)	EIRP PSD Limit (dBm/ 1MHz)	PSD Margin (dB)
Low	6435	-0.571	-1.271	-1.00	-0.271
Mid	6475	-0.543	-1.243	-1.00	-0.243
High	6515	-0.469	-1.169	-1.00	-0.169

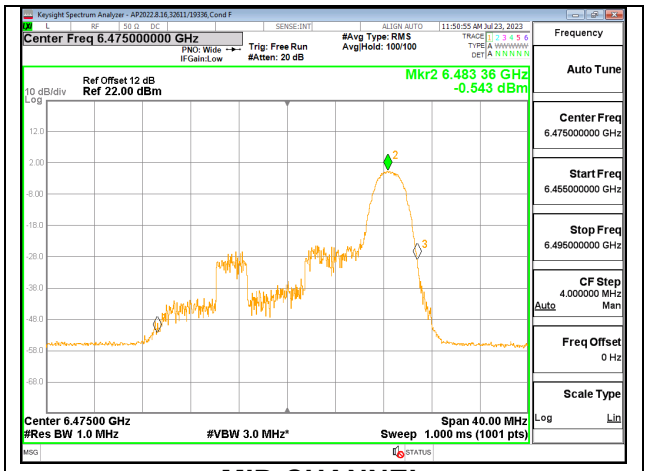

MID CHANNEL

UL VERIFICATION SERVICES INC.
47173 Benicia Street, Fremont, CA 94538; USA TEL:(510) 319-4000 FAX:(510) 661-0888

This report shall not be reproduced except in full, without the written approval of UL Verification Services Inc.

1TX Antenna 6 MODE (FCC) – SU Mode

Test Engineer:	19336
Test Date:	7/23/2023

Antenna Gain and Limits

Channel	Frequency (MHz)	Directional Gain (dBi)	EIRP Power Limit (dBm)	EIRP PSD Limit (dBm/ 1MHz)
Low	6435	-0.70	24.00	-1.00
Mid	6475	-0.70	24.00	-1.00
High	6515	-0.70	24.00	-1.00

Duty Cycle CF (dB)	0.00	**Included in Calculations of Corr'd PSD**

Output Power Results

Channel	Frequency (MHz)	Antenna 6 Meas Power (dBm)	Total EIRP Corr'd Power (dBm)	EIRP Power Limit (dBm)	Power Margin (dB)
Low	6435	9.48	8.78	24.00	-15.22
Mid	6475	9.48	8.78	24.00	-15.22
High	6515	9.45	8.75	24.00	-15.25

PSD Results

Channel	Frequency (MHz)	Antenna 6 Meas PSD (dBm/1MHz)	Total EIRP Corr'd PSD (dBm/1MHz)	EIRP PSD Limit (dBm/ 1MHz)	PSD Margin (dB)
Low	6435	-2.155	-2.855	-1.00	-1.855
Mid	6475	-1.934	-2.634	-1.00	-1.634
High	6515	-1.980	-2.680	-1.00	-1.680

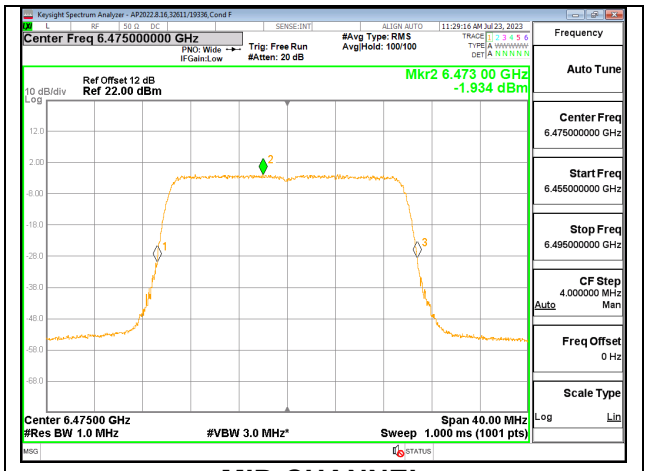

MID CHANNEL

UL VERIFICATION SERVICES INC.
47173 Benicia Street, Fremont, CA 94538; USA TEL:(510) 319-4000 FAX:(510) 661-0888

This report shall not be reproduced except in full, without the written approval of UL Verification Services Inc.

1TX Antenna 5 MODE (FCC) – 26 Tones, RU Index 0

Test Engineer:	19336
Test Date:	7/23/2023

Antenna Gain and Limits

Channel	Frequency (MHz)	Directional Gain (dBi)	EIRP Power Limit (dBm)	EIRP PSD Limit (dBm/ 1MHz)
Low	6435	-0.50	24.00	-1.00
Mid	6475	-0.50	24.00	-1.00
High	6515	-0.50	24.00	-1.00

Duty Cycle CF (dB)	0.00	**Included in Calculations of Corr'd PSD**

Output Power Results

Channel	Frequency (MHz)	Antenna 5 Meas Power (dBm)	Total EIRP Corr'd Power (dBm)	EIRP Power Limit (dBm)	Power Margin (dB)
Low	6435	0.48	-0.02	24.00	-24.02
Mid	6475	0.42	-0.08	24.00	-24.08
High	6515	0.46	-0.04	24.00	-24.04

PSD Results

Channel	Frequency (MHz)	Antenna 5 Meas PSD (dBm/1MHz)	Total EIRP Corr'd PSD (dBm/1MHz)	EIRP PSD Limit (dBm/ 1MHz)	PSD Margin (dB)
Low	6435	-0.537	-1.037	-1.00	-0.037
Mid	6475	-0.594	-1.094	-1.00	-0.094
High	6515	-0.647	-1.147	-1.00	-0.147

MID CHANNEL

UL VERIFICATION SERVICES INC.
47173 Benicia Street, Fremont, CA 94538; USA TEL:(510) 319-4000 FAX:(510) 661-0888

This report shall not be reproduced except in full, without the written approval of UL Verification Services Inc.

1TX Antenna 5 MODE (FCC) – 26 Tones, RU Index 4

Test Engineer:	19336
Test Date:	7/23/2023

Antenna Gain and Limits

Channel	Frequency (MHz)	Directional Gain (dBi)	EIRP Power Limit (dBm)	EIRP PSD Limit (dBm/ 1MHz)
Low	6435	-0.50	24.00	-1.00
Mid	6475	-0.50	24.00	-1.00
High	6515	-0.50	24.00	-1.00

Duty Cycle CF (dB)	0.00	**Included in Calculations of Corr'd PSD**

Output Power Results

Channel	Frequency (MHz)	Antenna 5 Meas Power (dBm)	Total EIRP Corr'd Power (dBm)	EIRP Power Limit (dBm)	Power Margin (dB)
Low	6435	0.48	-0.02	24.00	-24.02
Mid	6475	0.46	-0.04	24.00	-24.04
High	6515	0.47	-0.03	24.00	-24.03

PSD Results

Channel	Frequency (MHz)	Antenna 5 Meas PSD (dBm/1MHz)	Total EIRP Corr'd PSD (dBm/1MHz)	EIRP PSD Limit (dBm/ 1MHz)	PSD Margin (dB)
Low	6435	-1.448	-1.948	-1.00	-0.948
Mid	6475	-1.521	-2.021	-1.00	-1.021
High	6515	-1.690	-2.190	-1.00	-1.190

MID CHANNEL

UL VERIFICATION SERVICES INC.
47173 Benicia Street, Fremont, CA 94538; USA TEL:(510) 319-4000 FAX:(510) 661-0888

This report shall not be reproduced except in full, without the written approval of UL Verification Services Inc.

1TX Antenna 5 MODE (FCC) – 26 Tones, RU Index 8

Test Engineer:	19336
Test Date:	7/23/2023

Antenna Gain and Limits

Channel	Frequency (MHz)	Directional Gain (dBi)	EIRP Power Limit (dBm)	EIRP PSD Limit (dBm/ 1MHz)
Low	6435	-0.50	24.00	-1.00
Mid	6475	-0.50	24.00	-1.00
High	6515	-0.50	24.00	-1.00

Duty Cycle CF (dB)	0.00	**Included in Calculations of Corr'd PSD**

Output Power Results

Channel	Frequency (MHz)	Antenna 5 Meas Power (dBm)	Total EIRP Corr'd Power (dBm)	EIRP Power Limit (dBm)	Power Margin (dB)
Low	6435	0.44	-0.06	24.00	-24.06
Mid	6475	0.42	-0.08	24.00	-24.08
High	6515	0.43	-0.07	24.00	-24.07

PSD Results

Channel	Frequency (MHz)	Antenna 5 Meas PSD (dBm/1MHz)	Total EIRP Corr'd PSD (dBm/1MHz)	EIRP PSD Limit (dBm/ 1MHz)	PSD Margin (dB)
Low	6435	-0.527	-1.027	-1.00	-0.027
Mid	6475	-0.599	-1.099	-1.00	-0.099
High	6515	-0.642	-1.142	-1.00	-0.142

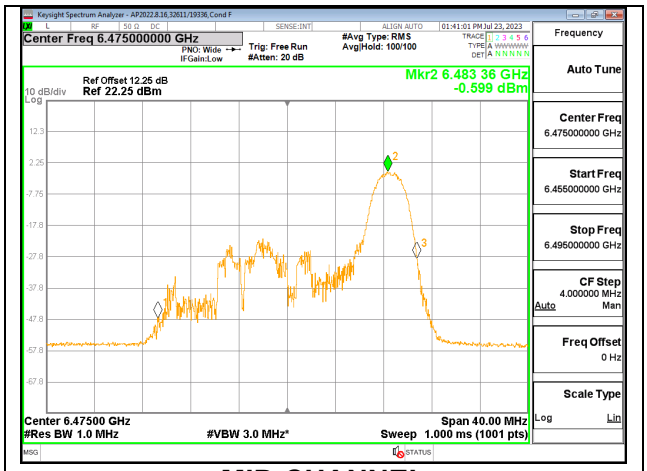

MID CHANNEL

UL VERIFICATION SERVICES INC.
47173 Benicia Street, Fremont, CA 94538; USA TEL:(510) 319-4000 FAX:(510) 661-0888

This report shall not be reproduced except in full, without the written approval of UL Verification Services Inc.

1TX Antenna 5 MODE (FCC) – SU Mode

Test Engineer:	19336
Test Date:	7/23/2023

Antenna Gain and Limits

Channel	Frequency (MHz)	Directional Gain (dBi)	EIRP Power Limit (dBm)	EIRP PSD Limit (dBm/ 1MHz)
Low	6435	-0.50	24.00	-1.00
Mid	6475	-0.50	24.00	-1.00
High	6515	-0.50	24.00	-1.00

Duty Cycle CF (dB)	0.00	**Included in Calculations of Corr'd PSD**

Output Power Results

Channel	Frequency (MHz)	Antenna 5 Meas Power (dBm)	Total EIRP Corr'd Power (dBm)	EIRP Power Limit (dBm)	Power Margin (dB)
Low	6435	9.41	8.91	24.00	-15.09
Mid	6475	9.41	8.91	24.00	-15.09
High	6515	9.46	8.96	24.00	-15.04

PSD Results

Channel	Frequency (MHz)	Antenna 5 Meas PSD (dBm/1MHz)	Total EIRP Corr'd PSD (dBm/1MHz)	EIRP PSD Limit (dBm/ 1MHz)	PSD Margin (dB)
Low	6435	-1.942	-2.442	-1.00	-1.442
Mid	6475	-1.886	-2.386	-1.00	-1.386
High	6515	-1.789	-2.289	-1.00	-1.289

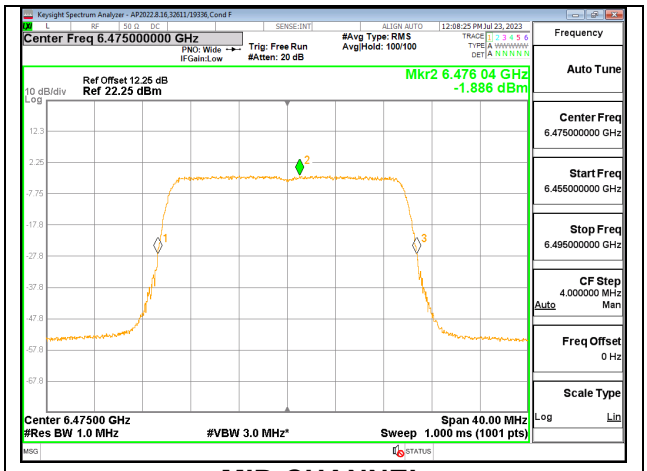

MID CHANNEL

UL VERIFICATION SERVICES INC.
47173 Benicia Street, Fremont, CA 94538; USA TEL:(510) 319-4000 FAX:(510) 661-0888

This report shall not be reproduced except in full, without the written approval of UL Verification Services Inc.

2TX Antenna 6 + Antenna 5 OFDMA MODE (FCC) – 26 Tones, RU Index 0

Test Engineer:	19336
Test Date:	7/23/2023

Antenna Gain and Limits

Channel	Frequency (MHz)	Directional Gain for Power (dBi)	Directional Gain for PSD (dBi)	EIRP Power Limit (dBm)	EIRP PSD Limit (dBm/1MHz)
Low	6435	-0.60	2.41	24.00	-1.00
Mid	6475	-0.60	2.41	24.00	-1.00
High	6515	-0.60	2.41	24.00	-1.00

Duty Cycle CF (dB)	0.00	**Included in Calculations of Corr'd PSD**

Output Power Results

6345	Frequency (MHz)	Antenna 6 Meas Power (dBm)	Antenna 5 Meas Power (dBm)	Total EIRP Corr'd Power (dBm)	EIRP Power Limit (dBm)	Power Margin (dB)
Low	6435	-5.59	-5.58	-3.17	24.00	-27.17
Mid	6475	-5.61	-5.63	-3.21	24.00	-27.21
High	6515	-5.59	-5.53	-3.15	24.00	-27.15

PSD Results

Channel	Frequency (MHz)	Antenna 6 Meas PSD (dBm/1MHz)	Antenna 5 Meas PSD (dBm/1MHz)	Total EIRP Corr'd PSD (dBm/ 1MHz)	EIRP PSD Limit (dBm/ 1MHz)	PSD Margin (dB)
Low	6435	-8.093	-7.735	-2.489	-1.00	-1.489
Mid	6475	-7.670	-8.013	-2.417	-1.00	-1.417
High	6515	-7.729	-7.884	-2.385	-1.00	-1.385

MID CHANNEL [ANT 6]

MID CHANNEL [ANT 5]

UL VERIFICATION SERVICES INC.
47173 Benicia Street, Fremont, CA 94538; USA TEL:(510) 319-4000 FAX:(510) 661-0888

This report shall not be reproduced except in full, without the written approval of UL Verification Services Inc.