2TX Antenna 6 + Antenna 5 TX BF MODE

BANDEDGE (LOW CHANNEL)

HORIZONTAL RESULT

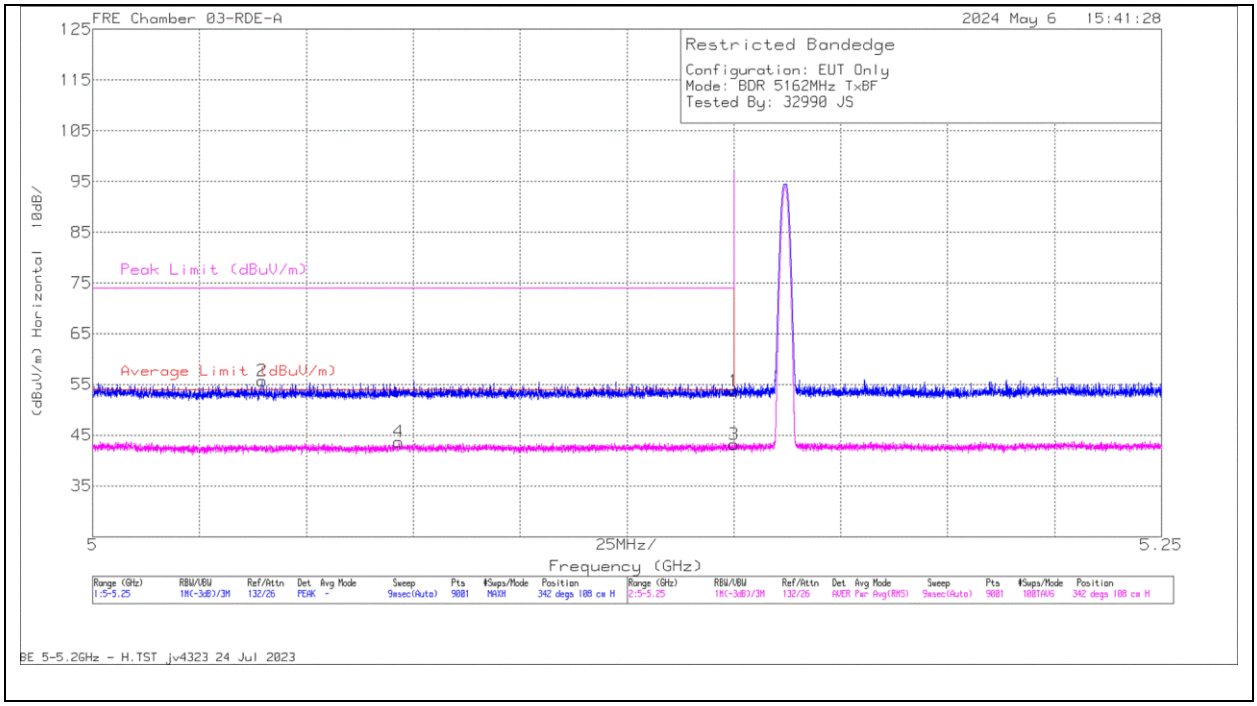

Marker	Frequency (GHz)	Meter Reading (dBuV)	Det	226673 ACF (dB/m)	Gain/Loss (dB)	Corrected Reading (dBuV/m)	Average Limit (dBuV/m)	Margin (dB)	Peak Limit (dBuV/m)	PK Margin (dB)	Azimuth (Degs)	Height (cm)	Polarity
1	* 5.15	57.82	Pk	34.2	-38.28	53.74	-	-	74	-20.26	342	108	H
2	* 5.039639	60.04	Pk	34	-38.34	55.7	-	-	74	-18.3	342	108	H
3	* 5.15	47.24	RMS	34.2	-38.28	43.16	54	-10.84	-	-	342	108	H
4	* 5.071639	48	RMS	34.1	-38.36	43.74	54	-10.26	-	-	342	108	H

* - indicates frequency in CFR47 Pt 15 / IC RSS-Restricted Band
Pk - Peak detector
RMS - RMS detection

UL VERIFICATION SERVICES INC.
47173 Benicia Street, Fremont, CA 94538; USA TEL:(510) 319-4000 FAX:(510) 661-0888
This report shall not be reproduced except in full, without the written approval of UL Verification Services Inc.

VERTICAL RESULT

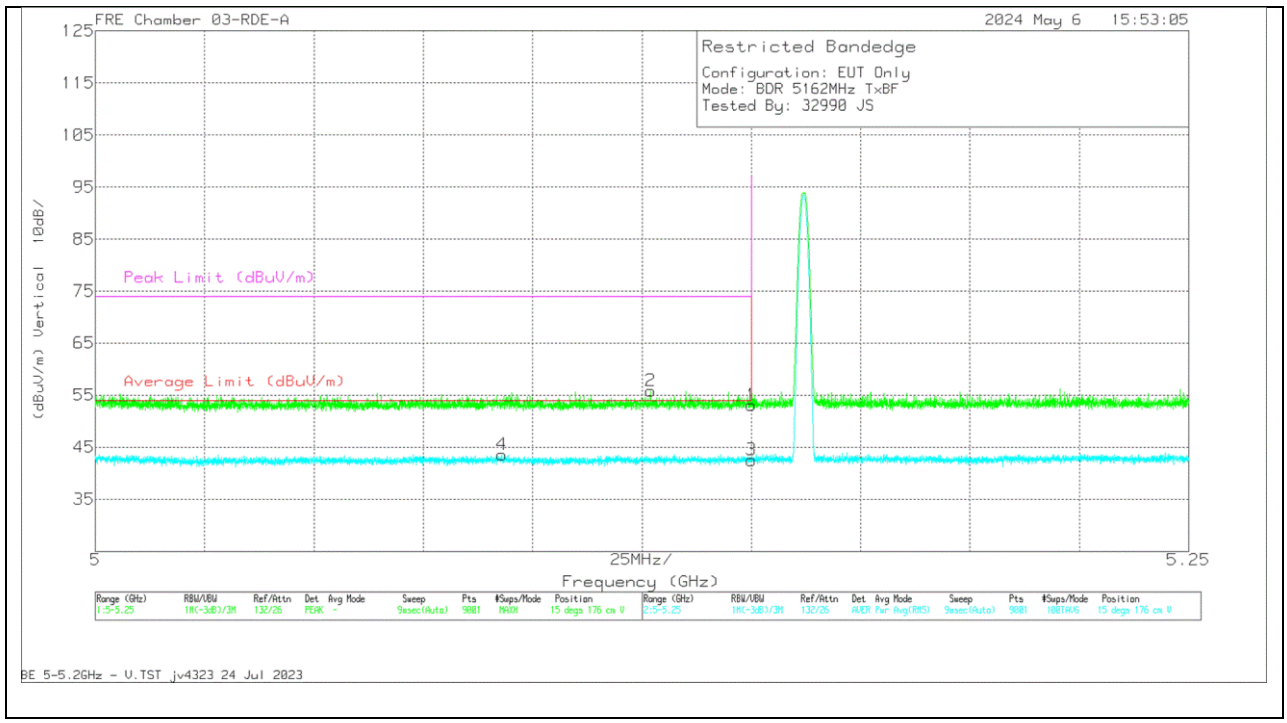

Marker	Frequency (GHz)	Meter Reading (dBuV)	Det	226673 ACF (dB/m)	Gain/Loss (dB)	Corrected Reading (dBuV/m)	Average Limit (dBuV/m)	Margin (dB)	Peak Limit (dBuV/m)	PK Margin (dB)	Azimuth (Degs)	Height (cm)	Polarity
1	* 5.15	57.21	Pk	34.2	-38.28	53.13	-	-	74	-20.87	15	176	V
2	* 5.126973	59.99	Pk	34.2	-38.35	55.84	-	-	74	-18.16	15	176	V
3	* 5.15	46.61	RMS	34.2	-38.28	42.53	54	-11.47	-	-	15	176	V
4	* 5.093001	47.81	RMS	34.1	-38.28	43.63	54	-10.37	-	-	15	176	V

* - indicates frequency in CFR47 Pt 15 / IC RSS-Restricted Band
Pk - Peak detector
RMS - RMS detection

UL VERIFICATION SERVICES INC.
47173 Benicia Street, Fremont, CA 94538; USA TEL:(510) 319-4000 FAX:(510) 661-0888
This report shall not be reproduced except in full, without the written approval of UL Verification Services Inc.

10.1.3. BDR, HIGH POWER, UNII-1, HARMONIC AND SPURIOUS IN THE 5.2 GHz BAND

LOW CHANNEL 5162MHz

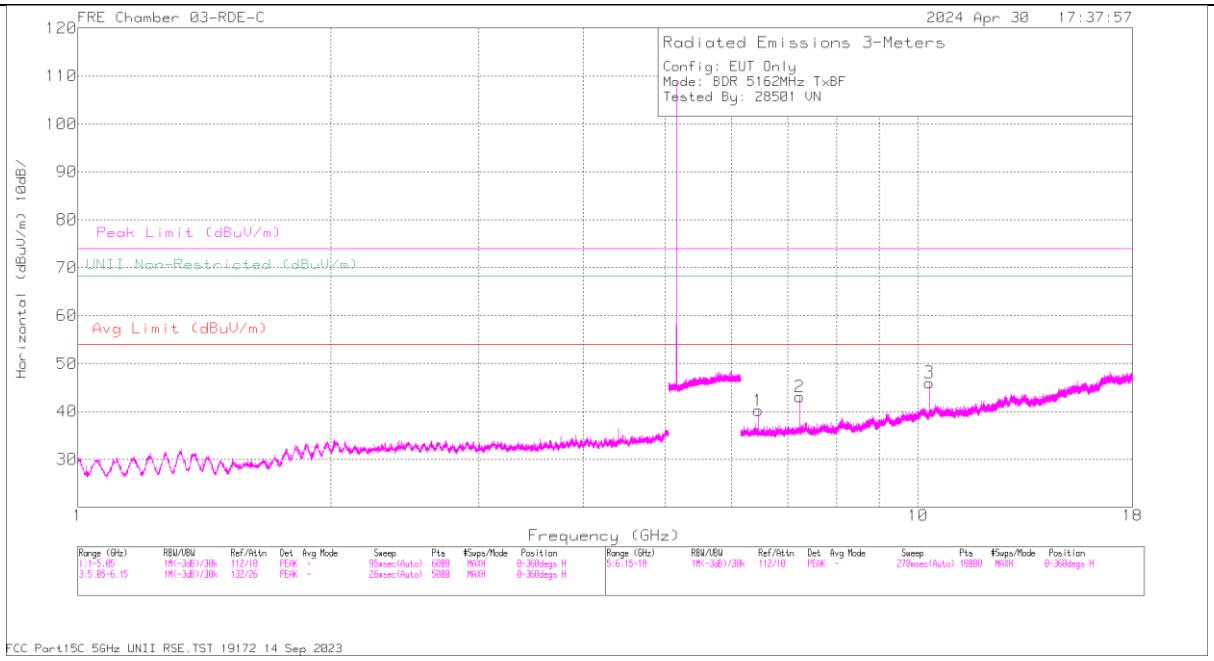

HORIZONTAL

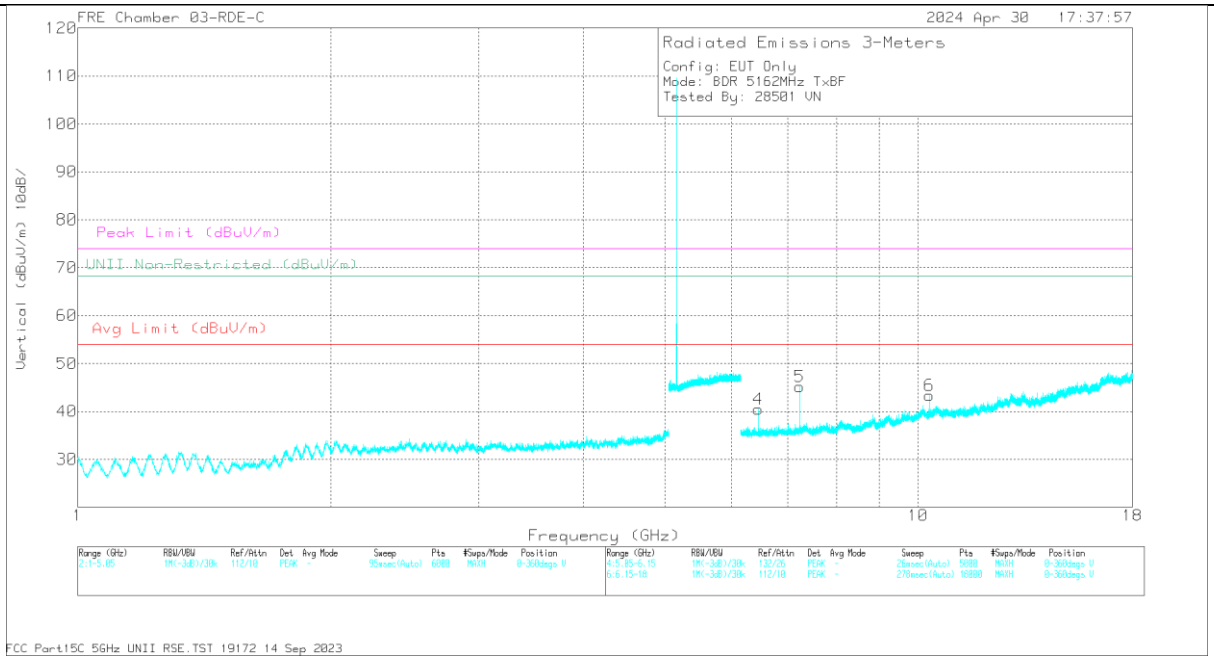

VERTICAL

UL VERIFICATION SERVICES INC.
47173 Benicia Street, Fremont, CA 94538; USA TEL:(510) 319-4000 FAX:(510) 661-0888
This report shall not be reproduced except in full, without the written approval of UL Verification Services Inc.

DATA:

Marker	Frequency (GHz)	Meter Reading (dBuV)	Det	223084 ACF (dB/m) 3m	Gain/Loss (dB)	Corrected Reading (dBuV/m)	UNII Non-Restricted (dBuV/m)	PK Margin (dB)	Azimuth (Degs)	Height (cm)	Polarity
1	6.451951	58.18	PK-U	35.4	-45.6	47.98	68.2	-20.22	238	222	H
4	6.45216	58.3	PK-U	35.4	-45.6	48.1	68.2	-20.1	274	151	V
2	7.226988	60.57	PK-U	35.7	-46.1	50.17	68.2	-18.03	242	264	H
5	7.22708	60.86	PK-U	35.7	-46.1	50.46	68.2	-17.74	268	126	V
3	10.3236	59.57	PK-U	37.6	-45.06	52.11	68.2	-16.09	283	133	H
6	10.324275	60.24	PK-U	37.6	-45.13	52.71	68.2	-15.49	286	302	V

PK-U - U-NII: Maximum Peak
ADR - U-NII AD primary method, RMS average

UL VERIFICATION SERVICES INC.
47173 Benicia Street, Fremont, CA 94538; USA TEL:(510) 319-4000 FAX:(510) 661-0888
This report shall not be reproduced except in full, without the written approval of UL Verification Services Inc.

MID CHANNEL, 5203MHz

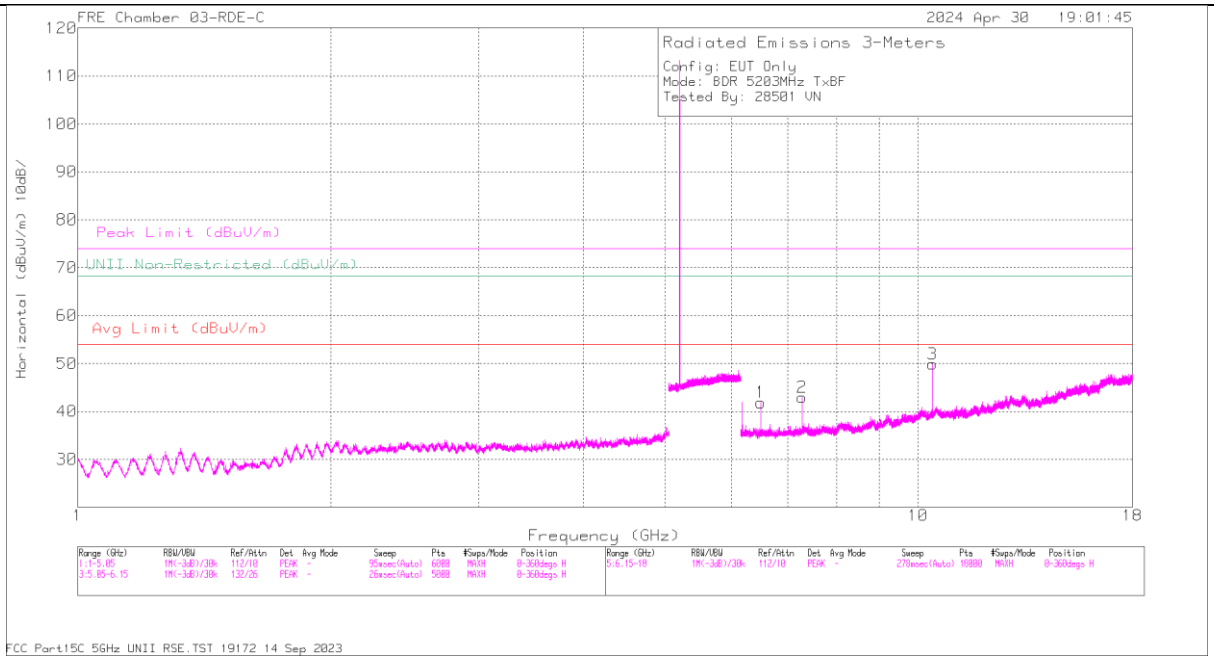

HORIZONTAL

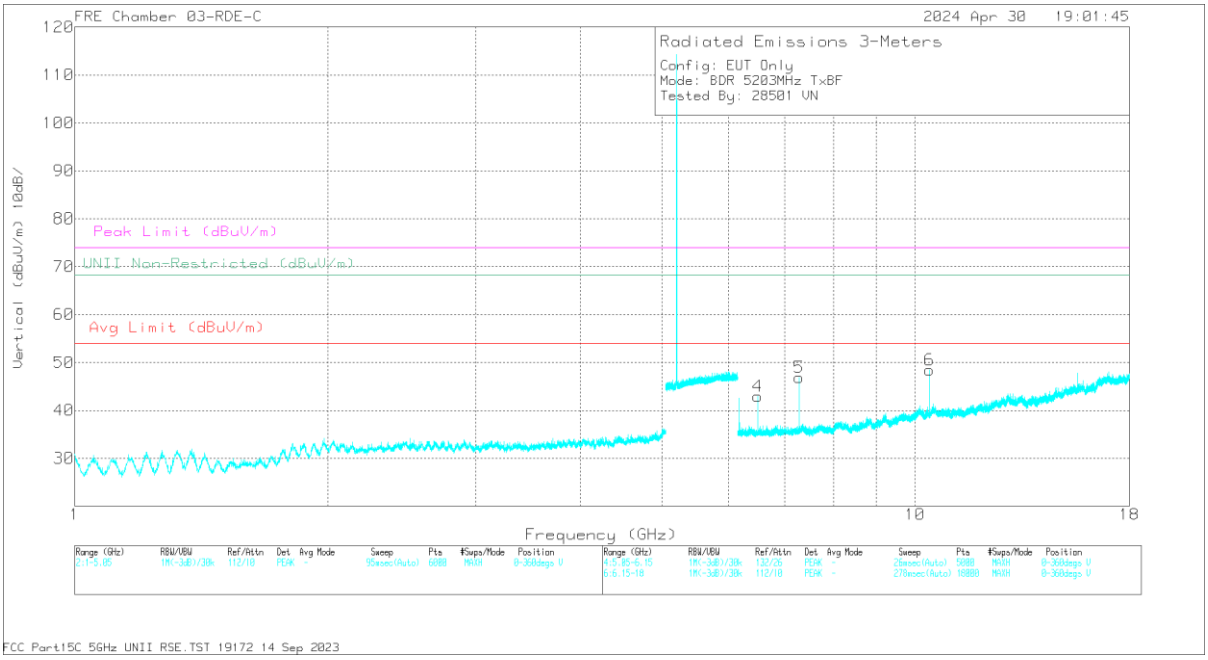

VERTICAL

UL VERIFICATION SERVICES INC.
47173 Benicia Street, Fremont, CA 94538; USA TEL:(510) 319-4000 FAX:(510) 661-0888
This report shall not be reproduced except in full, without the written approval of UL Verification Services Inc.

DATA:

Marker	Frequency (GHz)	Meter Reading (dBuV)	Det	223084 ACF (dB/m) 3m	Gain/Loss (dB)	Corrected Reading (dBuV/m)	Avg Limit (dBuV/m)	Margin (dB)	Peak Limit (dBuV/m)	PK Margin (dB)	UNII Non-Restricted (dBuV/m)	PK Margin (dB)	Azimuth (Degs)	Height (cm)	Polarity
2	* 7.284176	61.7	PK-U	35.7	-45.98	51.42	-	-	74	-22.58	-	-	235	266	H
	* 7.284112	55.07	ADR	35.7	-45.99	44.78	54	-9.22	-	-	-	-	235	266	H
5	* 7.284245	62.36	PK-U	35.7	-45.98	52.08	-	-	74	-21.92	-	-	274	115	V
	* 7.284156	56.62	ADR	35.7	-45.98	46.34	54	-7.66	-	-	-	-	274	115	V
1	6.503507	58.76	PK-U	35.5	-45.5	48.76	-	-	-	-	68.2	-19.44	282	101	H
4	6.503682	59.31	PK-U	35.5	-45.5	49.31	-	-	-	-	68.2	-18.89	286	270	V
6	10.40552	62.28	PK-U	37.7	-44.85	55.13	-	-	-	-	68.2	-13.07	293	283	V
3	10.406422	62.53	PK-U	37.7	-44.86	55.37	-	-	-	-	68.2	-12.83	286	104	H

* - indicates frequency in CFR47 Pt 15 / IC RSS-Restricted Band
PK-U - U-NII: Maximum Peak
ADR - U-NII AD primary method, RMS average

UL VERIFICATION SERVICES INC.
47173 Benicia Street, Fremont, CA 94538; USA TEL:(510) 319-4000 FAX:(510) 661-0888
This report shall not be reproduced except in full, without the written approval of UL Verification Services Inc.

HIGH CHANNEL 5245MHz

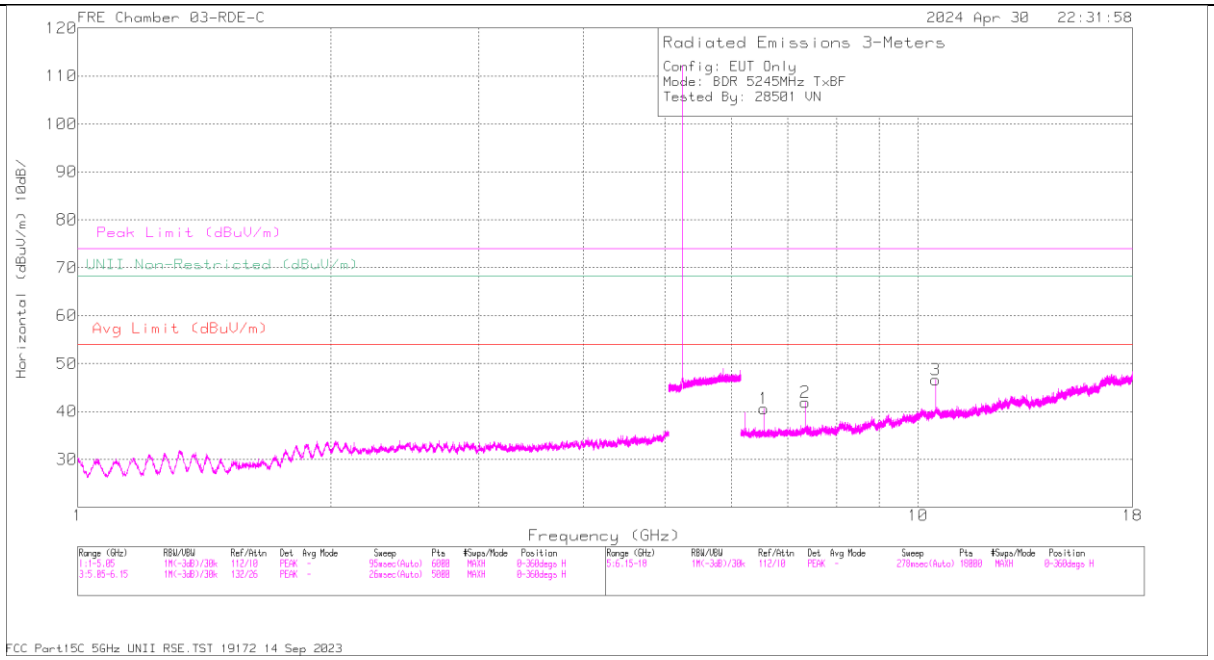

HORIZONTAL

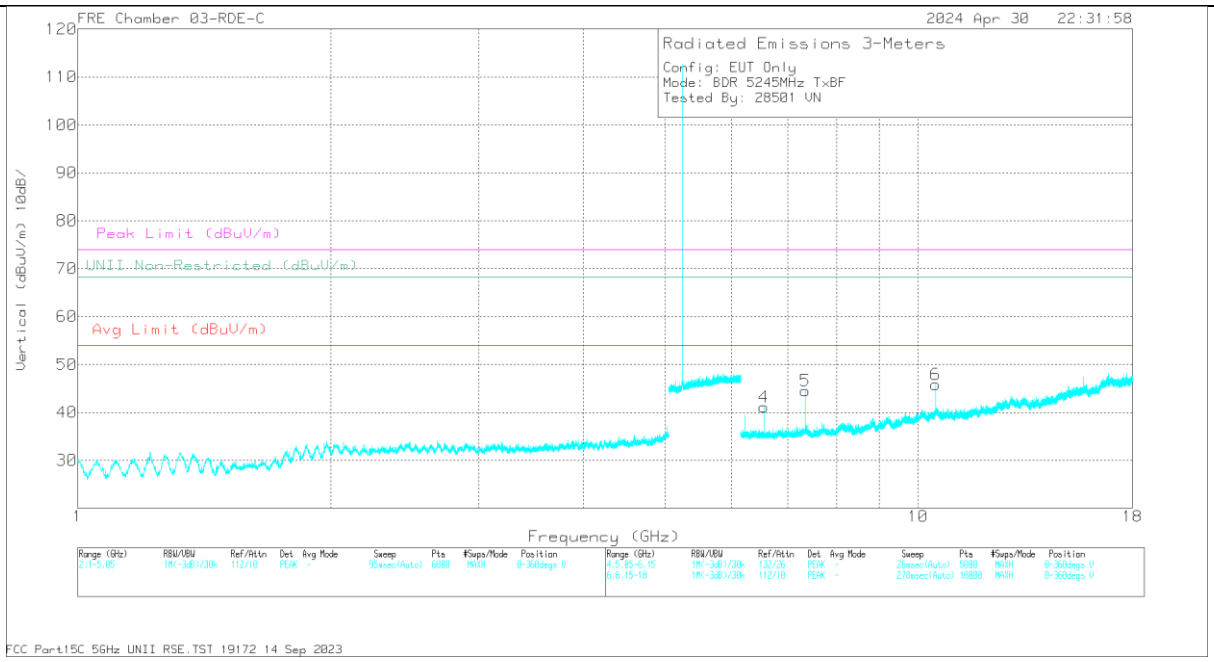

VERTICAL

UL VERIFICATION SERVICES INC.
47173 Benicia Street, Fremont, CA 94538; USA TEL:(510) 319-4000 FAX:(510) 661-0888
This report shall not be reproduced except in full, without the written approval of UL Verification Services Inc.

DATA:

Marker	Frequency (GHz)	Meter Reading (dBuV)	Det	223084 ACF (dB/m) 3m	Gain/Loss (dB)	Corrected Reading (dBuV/m)	Avg Limit (dBuV/m)	Margin (dB)	Peak Limit (dBuV/m)	PK Margin (dB)	UNII Non-Restricted (dBuV/m)	PK Margin (dB)	Azimuth (Degs)	Height (cm)	Polarity
2	* 7.342734	60.14	PK-U	35.7	-45.8	50.04	-	-	74	-23.96	-	-	239	259	H
	* 7.342998	52.66	ADR	35.7	-45.8	42.56	54	-11.44	-	-	-	-	239	259	H
5	* 7.342886	61.51	PK-U	35.7	-45.8	51.41	-	-	74	-22.59	-	-	271	108	V
	* 7.343011	54.85	ADR	35.7	-45.8	44.75	54	-9.25	-	-	-	-	271	108	V
4	6.556161	58.45	PK-U	35.5	-45.5	48.45	-	-	-	-	68.2	-19.75	294	113	V
1	6.556454	58.31	PK-U	35.5	-45.5	48.31	-	-	-	-	68.2	-19.89	238	210	H
3	10.490055	59.98	PK-U	37.7	-44	53.68	-	-	-	-	68.2	-14.52	284	130	H
6	10.490133	60.78	PK-U	37.7	-44	54.48	-	-	-	-	68.2	-13.72	294	255	V

* - indicates frequency in CFR47 Pt 15 / IC RSS-Restricted Band
PK-U - U-NII: Maximum Peak
ADR - U-NII AD primary method, RMS average

UL VERIFICATION SERVICES INC.
47173 Benicia Street, Fremont, CA 94538; USA TEL:(510) 319-4000 FAX:(510) 661-0888
This report shall not be reproduced except in full, without the written approval of UL Verification Services Inc.

10.1.4. BDR, LOW POWER, UNII-1, HARMONIC AND SPURIOUS TX ABOVE 1 GHz IN THE 5.2 GHz BAND

LOW CHANNEL 5162MHz

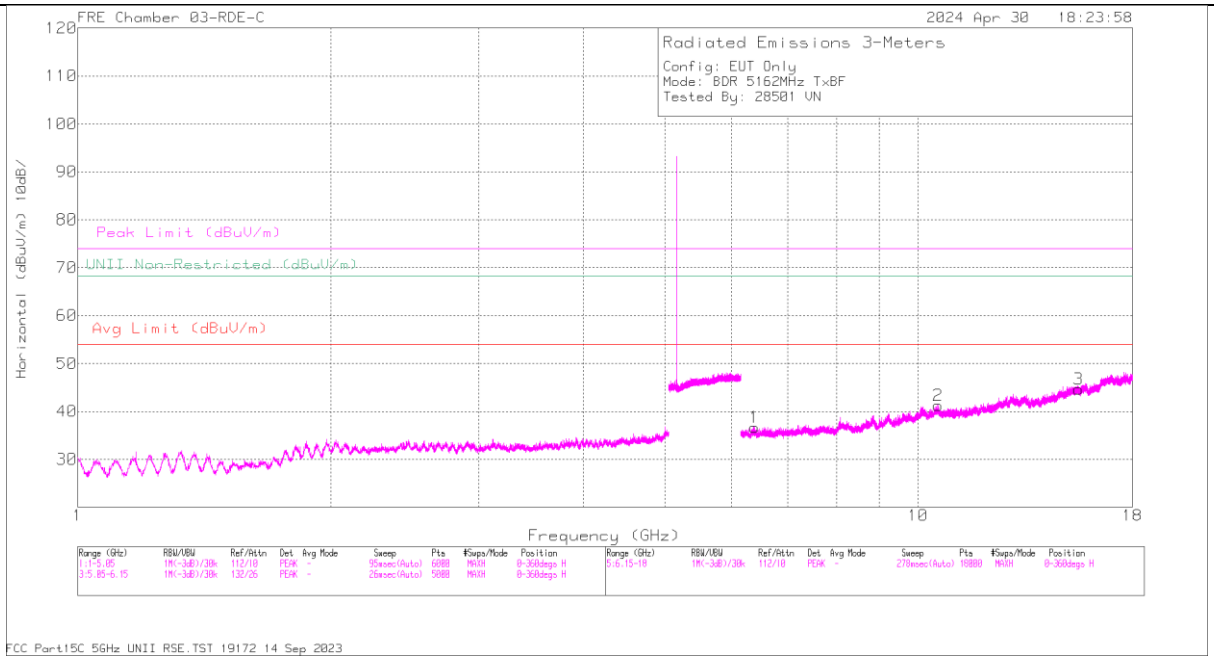

HORIZONTAL

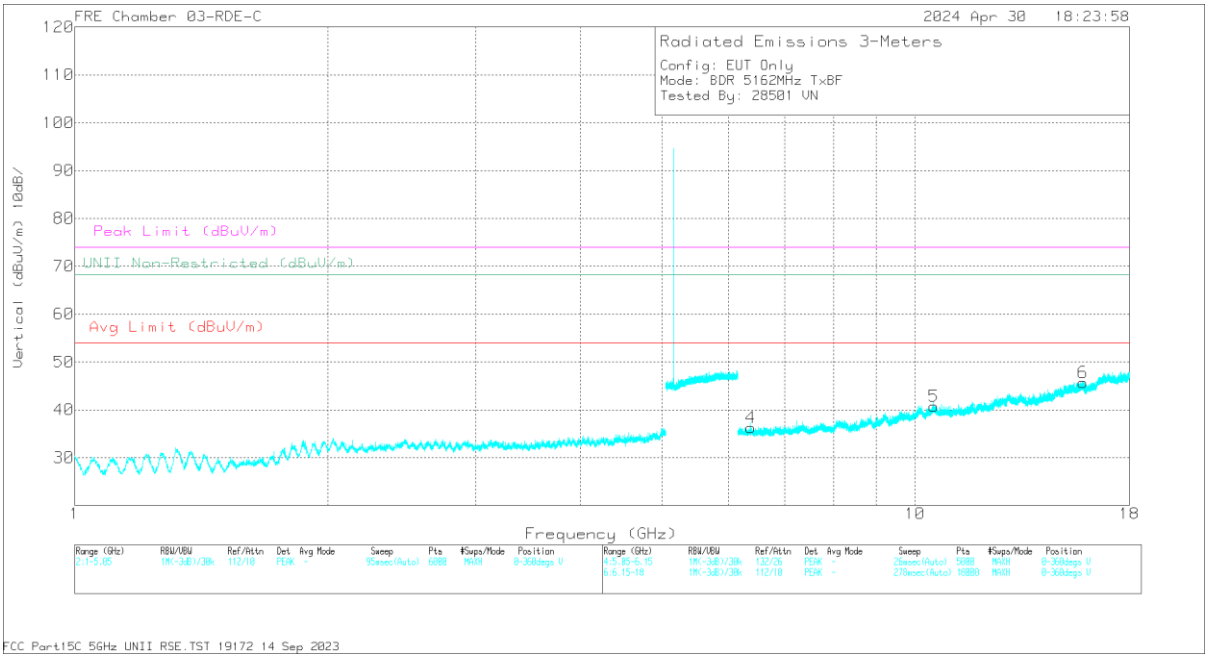

VERTICAL

UL VERIFICATION SERVICES INC.
47173 Benicia Street, Fremont, CA 94538; USA TEL:(510) 319-4000 FAX:(510) 661-0888
This report shall not be reproduced except in full, without the written approval of UL Verification Services Inc.

DATA:

Marker	Frequency (GHz)	Meter Reading (dBuV)	Det	223084 ACF (dB/m) 3m	Gain/Loss (dB)	Corrected Reading (dBuV/m)	Avg Limit (dBuV/m)	Margin (dB)	Peak Limit (dBuV/m)	PK Margin (dB)	UNII Non-Restricted (dBuV/m)	PK Margin (dB)	Azimuth (Degs)	Height (cm)	Polarity
3	* 15.523052	58.3	PK-U	40.2	-43.89	54.61	-	-	74	-19.39	-	-	58	110	H
	* 15.523419	46.53	ADR	40.2	-43.86	42.87	54	-11.13	-	-	-	-	58	110	H
6	* 15.848187	58.58	PK-U	40.3	-43.32	55.56	-	-	74	-18.44	-	-	356	145	V
	* 15.849724	46.79	ADR	40.3	-43.33	43.76	54	-10.24	-	-	-	-	356	145	V
4	6.376791	55.96	PK-U	35.4	-45.02	46.34	-	-	-	-	68.2	-21.86	216	211	V
1	6.379114	55.66	PK-U	35.4	-45.1	45.96	-	-	-	-	68.2	-22.24	305	196	H
5	10.531123	56.62	PK-U	37.7	-44	50.32	-	-	-	-	68.2	-17.88	153	253	V
2	10.561079	55.93	PK-U	37.7	-43.99	49.64	-	-	-	-	68.2	-18.56	12	101	H

* - indicates frequency in CFR47 Pt 15 / IC RSS-Restricted Band
PK-U - U-NII: Maximum Peak
ADR - U-NII AD primary method, RMS average

UL VERIFICATION SERVICES INC.
47173 Benicia Street, Fremont, CA 94538; USA TEL:(510) 319-4000 FAX:(510) 661-0888
This report shall not be reproduced except in full, without the written approval of UL Verification Services Inc.

MID CHANNEL 5203MHz

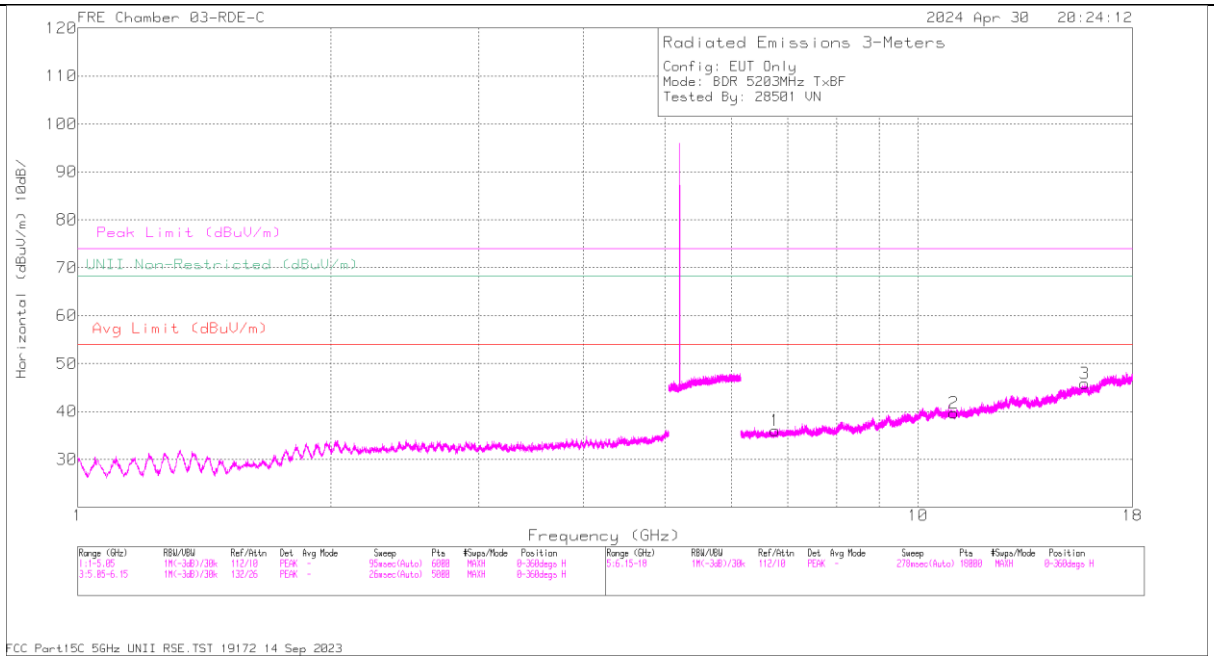

HORIZONTAL

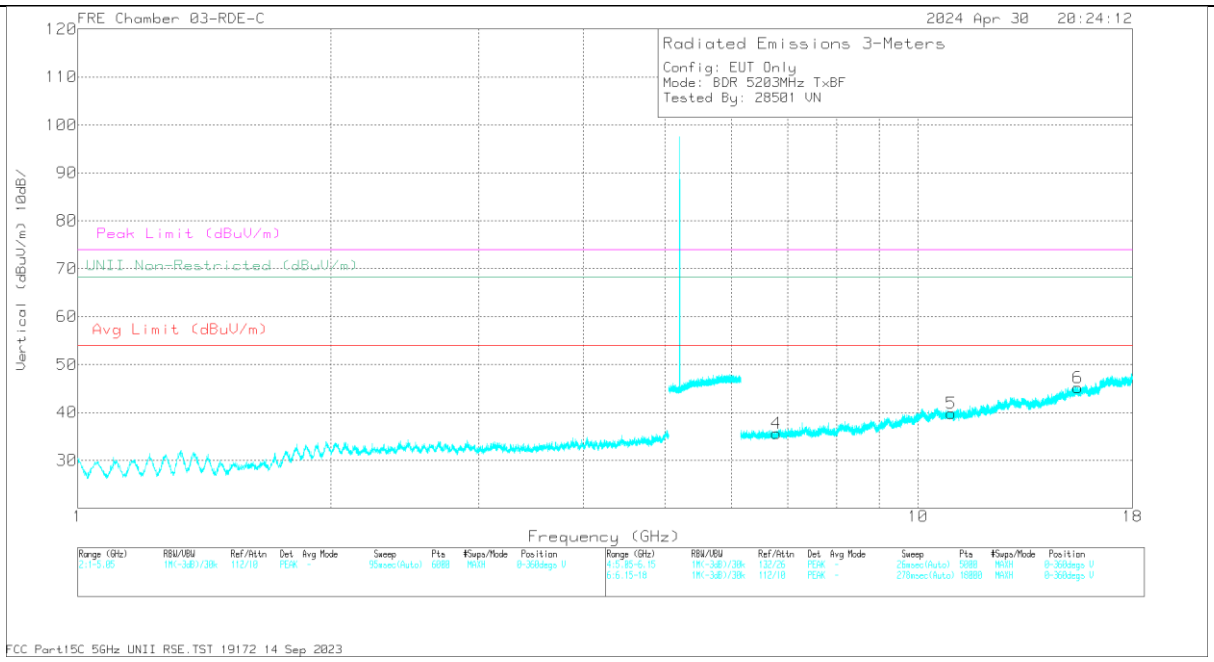

VERTICAL

UL VERIFICATION SERVICES INC.
47173 Benicia Street, Fremont, CA 94538; USA TEL:(510) 319-4000 FAX:(510) 661-0888
This report shall not be reproduced except in full, without the written approval of UL Verification Services Inc.

DATA:

Marker	Frequency (GHz)	Meter Reading (dBuV)	Det	223084 ACF (dB/m) 3m	Gain/Loss (dB)	Corrected Reading (dBuV/m)	Avg Limit (dBuV/m)	Margin (dB)	Peak Limit (dBuV/m)	PK Margin (dB)	UNII Non-Restricted (dBuV/m)	PK Margin (dB)	Azimuth (Degs)	Height (cm)	Polarity
2	* 11.02671	55.66	PK-U	37.9	-44.2	49.36	-	-	74	-24.64	-	-	69	105	H
	* 11.029933	44.29	ADR	37.9	-44.2	37.99	54	-16.01	-	-	-	-	69	105	H
3	* 15.804623	59.07	PK-U	40.3	-43.7	55.67	-	-	74	-18.33	-	-	71	200	H
	* 15.807324	46.72	ADR	40.3	-43.67	43.35	54	-10.65	-	-	-	-	71	200	H
5	* 10.954653	55.58	PK-U	37.9	-43.87	49.61	-	-	74	-24.39	-	-	123	268	V
	* 10.956103	44.5	ADR	37.9	-43.9	38.5	54	-15.5	-	-	-	-	123	268	V
6	* 15.505423	58.58	PK-U	40.2	-43.8	54.98	-	-	74	-19.02	-	-	202	247	V
	* 15.50478	46.69	ADR	40.2	-43.76	43.13	54	-10.87	-	-	-	-	202	247	V
1	6.764935	56.42	PK-U	35.6	-45.9	46.12	-	-	-	-	68.2	-22.08	319	345	H
4	6.782187	56.38	PK-U	35.6	-45.98	46	-	-	-	-	68.2	-22.2	113	145	V

* - indicates frequency in CFR47 Pt 15 / IC RSS-Restricted Band
PK-U - U-NII: Maximum Peak
ADR - U-NII AD primary method, RMS average

UL VERIFICATION SERVICES INC.
47173 Benicia Street, Fremont, CA 94538; USA TEL:(510) 319-4000 FAX:(510) 661-0888
This report shall not be reproduced except in full, without the written approval of UL Verification Services Inc.

HIGH CHANNEL 5245MHz

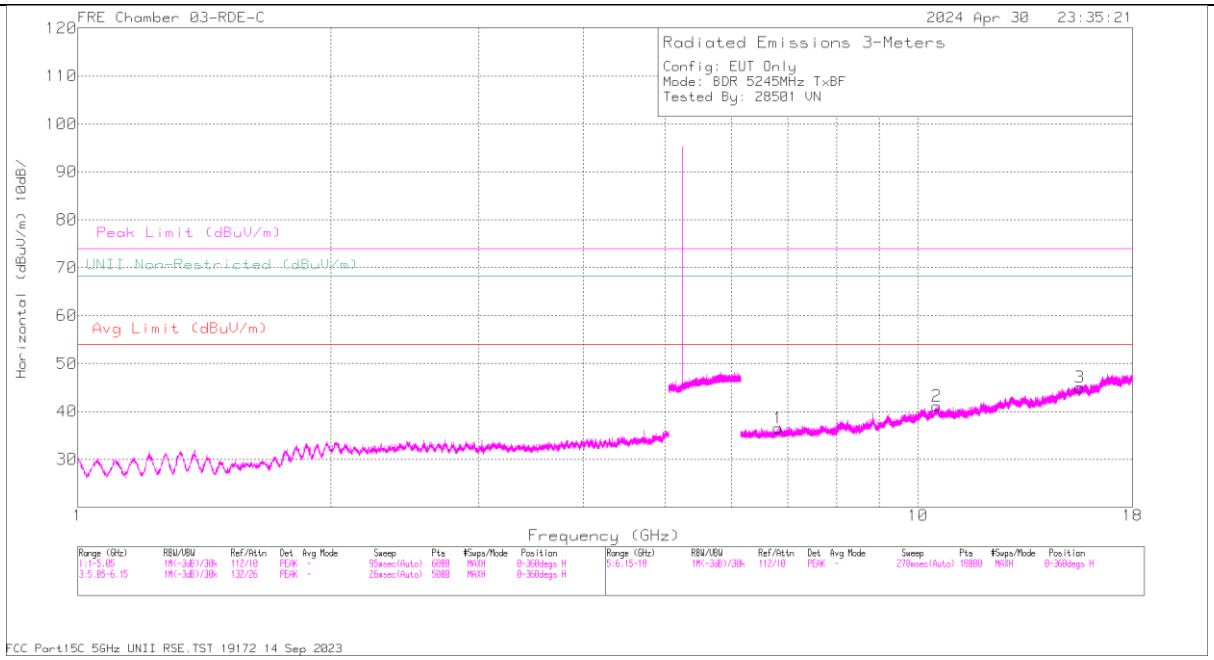

HORIZONTAL

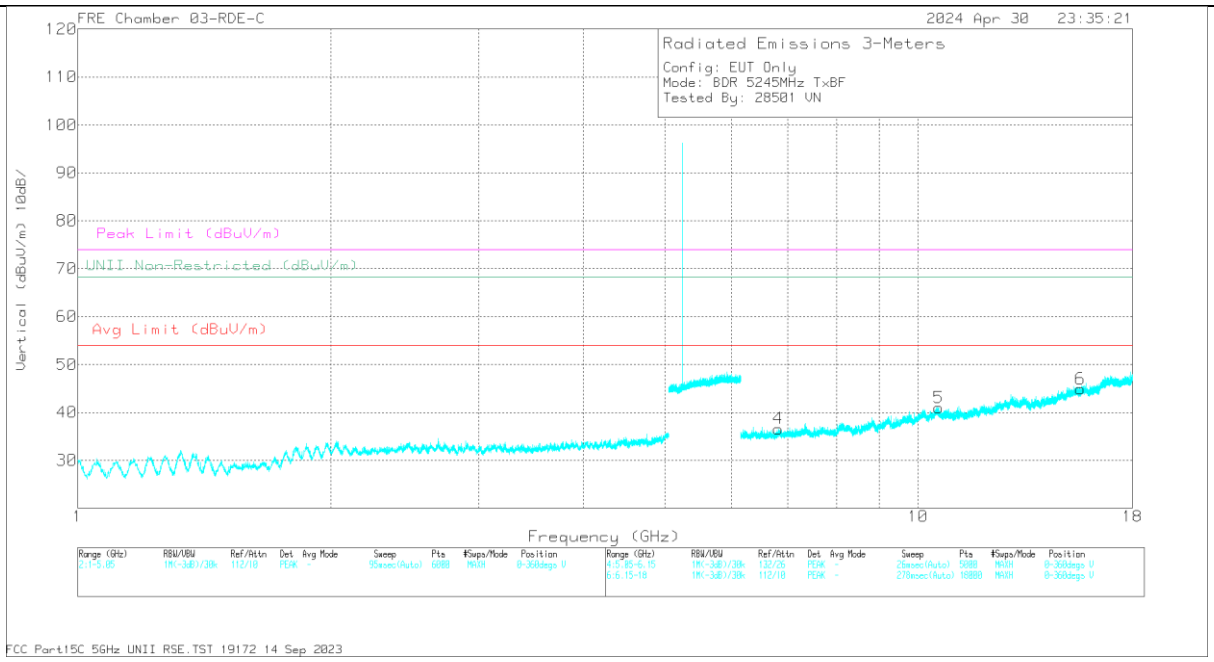

VERTICAL

UL VERIFICATION SERVICES INC.
47173 Benicia Street, Fremont, CA 94538; USA TEL:(510) 319-4000 FAX:(510) 661-0888
This report shall not be reproduced except in full, without the written approval of UL Verification Services Inc.

DATA:

Marker	Frequency (GHz)	Meter Reading (dBuV)	Det	223084 ACF (dB/m) 3m	Gain/Loss (dB)	Corrected Reading (dBuV/m)	Avg Limit (dBuV/m)	Margin (dB)	Peak Limit (dBuV/m)	PK Margin (dB)	UNII Non-Restricted (dBuV/m)	PK Margin (dB)	Azimuth (Degs)	Height (cm)	Polarity
3	* 15.570861	58.06	PK-U	40.2	-44.1	54.16	-	-	74	-19.84	-	-	153	120	H
	* 15.572016	46.57	ADR	40.2	-44.1	42.67	54	-11.33	-	-	-	-	153	120	H
6	* 15.602611	57.9	PK-U	40.2	-44.1	54	-	-	74	-20	-	-	232	256	V
	* 15.601243	46.43	ADR	40.2	-44.1	42.53	54	-11.47	-	-	-	-	232	256	V
1	6.822675	56.26	PK-U	35.6	-45.7	46.16	-	-	-	-	68.2	-22.04	147	355	H
4	6.823081	57.04	PK-U	35.6	-45.69	46.95	-	-	-	-	68.2	-21.25	228	249	V
2	10.536142	56.1	PK-U	37.7	-43.9	49.9	-	-	-	-	68.2	-18.3	160	324	H
5	10.582839	56.35	PK-U	37.7	-43.9	50.15	-	-	-	-	68.2	-18.05	142	213	V

* - indicates frequency in CFR47 Pt 15 / IC RSS-Restricted Band
PK-U - U-NII: Maximum Peak
ADR - U-NII AD primary method, RMS average

UL VERIFICATION SERVICES INC.
47173 Benicia Street, Fremont, CA 94538; USA TEL:(510) 319-4000 FAX:(510) 661-0888
This report shall not be reproduced except in full, without the written approval of UL Verification Services Inc.

10.1.5. HDR4, HIGH POWER UNII-1 BANDEDGE

ANT 6

BANDEDGE (LOW CHANNEL)

HORIZONTAL RESULT

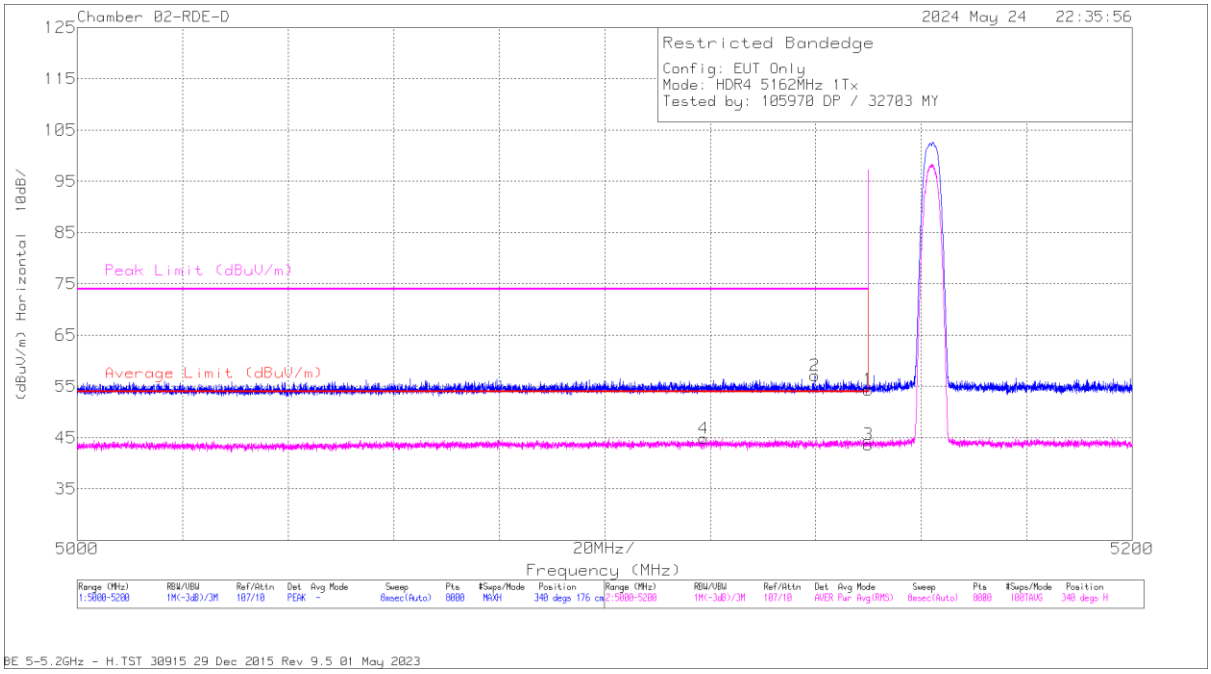

Marker	Frequency (MHz)	Meter Reading (dBuV)	Det	200896 ACF(dB/m)	Amp/Cbl (dB)	Corrected Reading (dBuV/m)	Average Limit (dBuV/m)	Margin (dB)	Peak Limit (dBuV/m)	PK Margin (dB)	Azimuth (Degs)	Height (cm)	Polarity
1	* 5150	36.84	Pk	34.1	-16.6	54.34	-	-	74	-19.66	340	176	H
2	* 5139.842	39.71	Pk	34.1	-16.7	57.11	-	-	74	-16.89	340	176	H
3	* 5150	26.14	RMS	34.1	-16.6	43.64	54	-10.36	-	-	340	176	H
4	* 5118.739	27.54	RMS	34	-16.7	44.84	54	-9.16	-	-	340	176	H

* - indicates frequency in CFR47 Pt 15 / IC RSS-Restricted Band
Pk - Peak detector
RMS - RMS detection

UL VERIFICATION SERVICES INC.
47173 Benicia Street, Fremont, CA 94538; USA TEL:(510) 319-4000 FAX:(510) 661-0888
This report shall not be reproduced except in full, without the written approval of UL Verification Services Inc.

VERTICAL RESULT

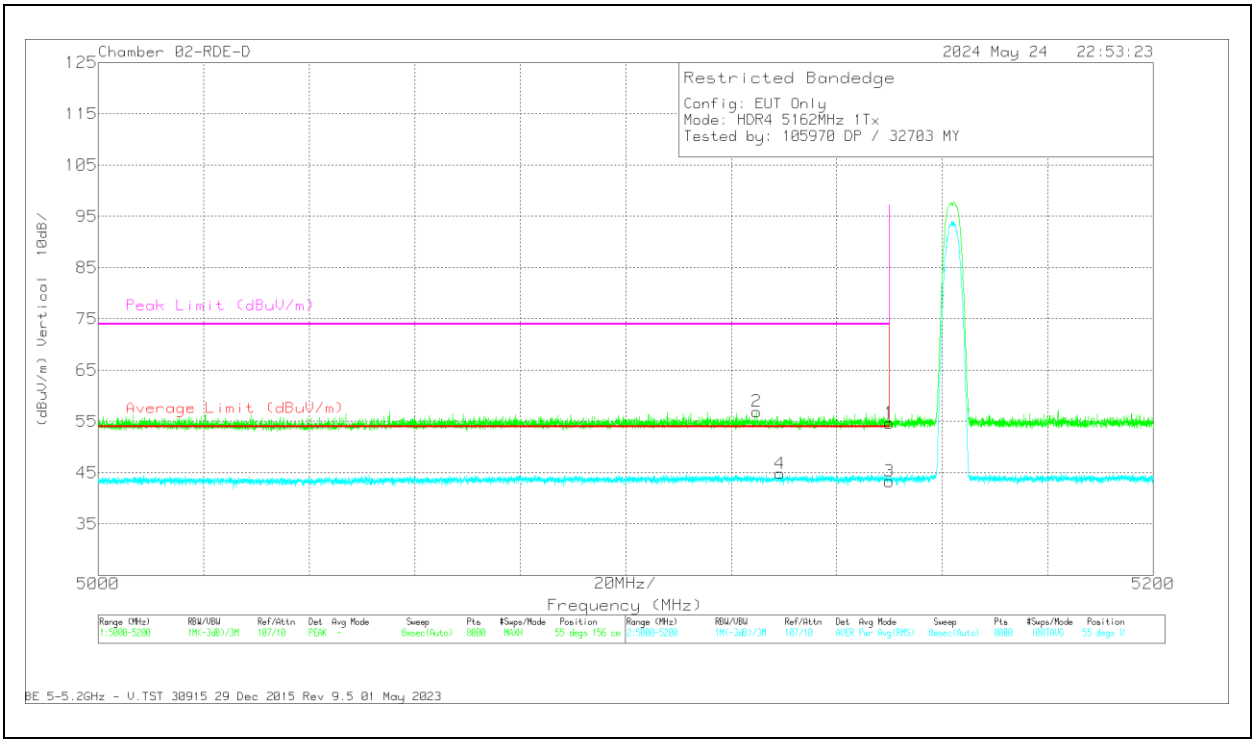

Marker	Frequency (MHz)	Meter Reading (dBuV)	Det	200896 ACF(dB/m)	Amp/Cbl (dB)	Corrected Reading (dBuV/m)	Average Limit (dBuV/m)	Margin (dB)	Peak Limit (dBuV/m)	PK Margin (dB)	Azimuth (Degs)	Height (cm)	Polarity
1	* 5150	37.18	Pk	34.1	-16.6	54.68	-	-	74	-19.32	55	156	V
2	* 5124.84	39.63	Pk	34	-16.7	56.93	-	-	74	-17.07	55	156	V
3	* 5150	25.83	RMS	34.1	-16.6	43.33	54	-10.67	-	-	55	156	V
4	* 5129.241	27.52	RMS	34	-16.7	44.82	54	-9.18	-	-	55	156	V

* - indicates frequency in CFR47 Pt 15 / IC RSS-Restricted Band
Pk - Peak detector
RMS - RMS detection

UL VERIFICATION SERVICES INC.
47173 Benicia Street, Fremont, CA 94538; USA TEL:(510) 319-4000 FAX:(510) 661-0888
This report shall not be reproduced except in full, without the written approval of UL Verification Services Inc.

ANT 5

BANDEDGE (LOW CHANNEL)

HORIZONTAL RESULT

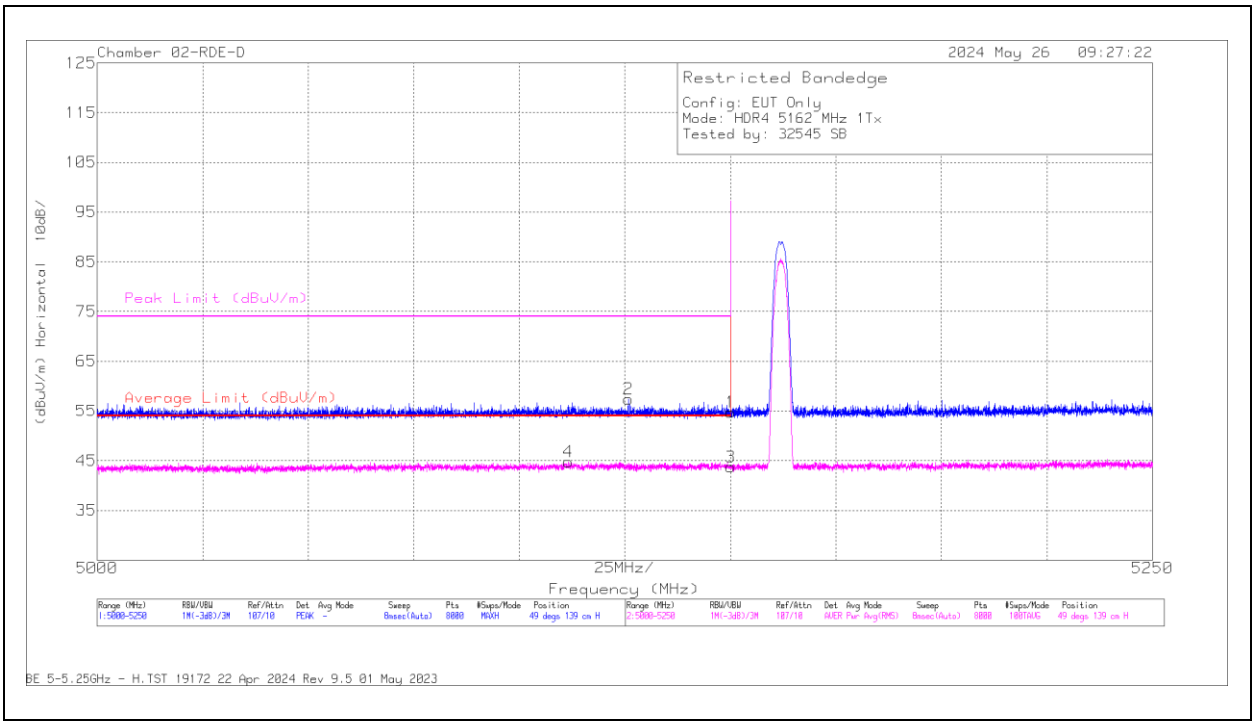

Marker	Frequency (MHz)	Meter Reading (dBuV)	Det	200896 ACF(dB/m)	Amp/Cbl (dB)	Corrected Reading (dBuV/m)	Average Limit (dBuV/m)	Margin (dB)	Peak Limit (dBuV/m)	PK Margin (dB)	Azimuth (Degs)	Height (cm)	Polarity
4	* 5111.608	27.57	RMS	34	-16.8	44.77	54	-9.23	-	-	49	139	H
2	* 5125.829	39.97	Pk	34	-16.6	57.37	-	-	74	-16.63	49	139	H
1	* 5150	37.22	Pk	34.1	-16.6	54.72	-	-	74	-19.28	49	139	H
3	* 5150	26.22	RMS	34.1	-16.6	43.72	54	-10.28	-	-	49	139	H

* - indicates frequency in CFR47 Pt 15 / IC RSS-Restricted Band
Pk - Peak detector
RMS - RMS detection

UL VERIFICATION SERVICES INC.
47173 Benicia Street, Fremont, CA 94538; USA TEL:(510) 319-4000 FAX:(510) 661-0888
This report shall not be reproduced except in full, without the written approval of UL Verification Services Inc.

VERTICAL RESULT

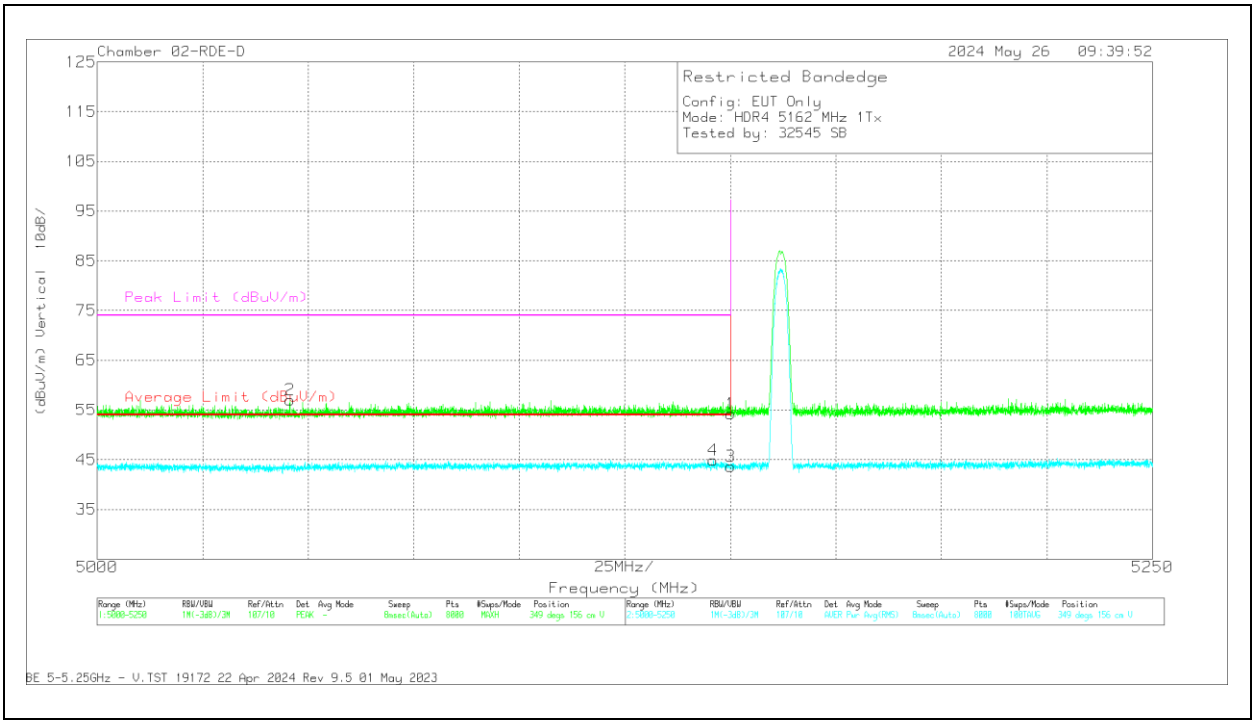

Marker	Frequency (MHz)	Meter Reading (dBuV)	Det	200896 ACF(dB/m)	Amp/Cbl (dB)	Corrected Reading (dBuV/m)	Average Limit (dBuV/m)	Margin (dB)	Peak Limit (dBuV/m)	PK Margin (dB)	Azimuth (Degs)	Height (cm)	Polarity
1	* 5150	36.77	Pk	34.1	-16.6	54.27	-	-	74	-19.73	349	156	V
2	* 5045.631	39.9	Pk	33.8	-16.7	57	-	-	74	-17	349	156	V
3	* 5150	26.12	RMS	34.1	-16.6	43.62	54	-10.38	-	-	349	156	V
4	* 5145.956	27.46	RMS	34.1	-16.6	44.96	54	-9.04	-	-	349	156	V

* - indicates frequency in CFR47 Pt 15 / IC RSS-Restricted Band
Pk - Peak detector
RMS - RMS detection

UL VERIFICATION SERVICES INC.
47173 Benicia Street, Fremont, CA 94538; USA TEL:(510) 319-4000 FAX:(510) 661-0888
This report shall not be reproduced except in full, without the written approval of UL Verification Services Inc.

2TX Antenna 6 + Antenna 5 TX BF MODE

BANDEDGE (LOW CHANNEL)

HORIZONTAL RESULT

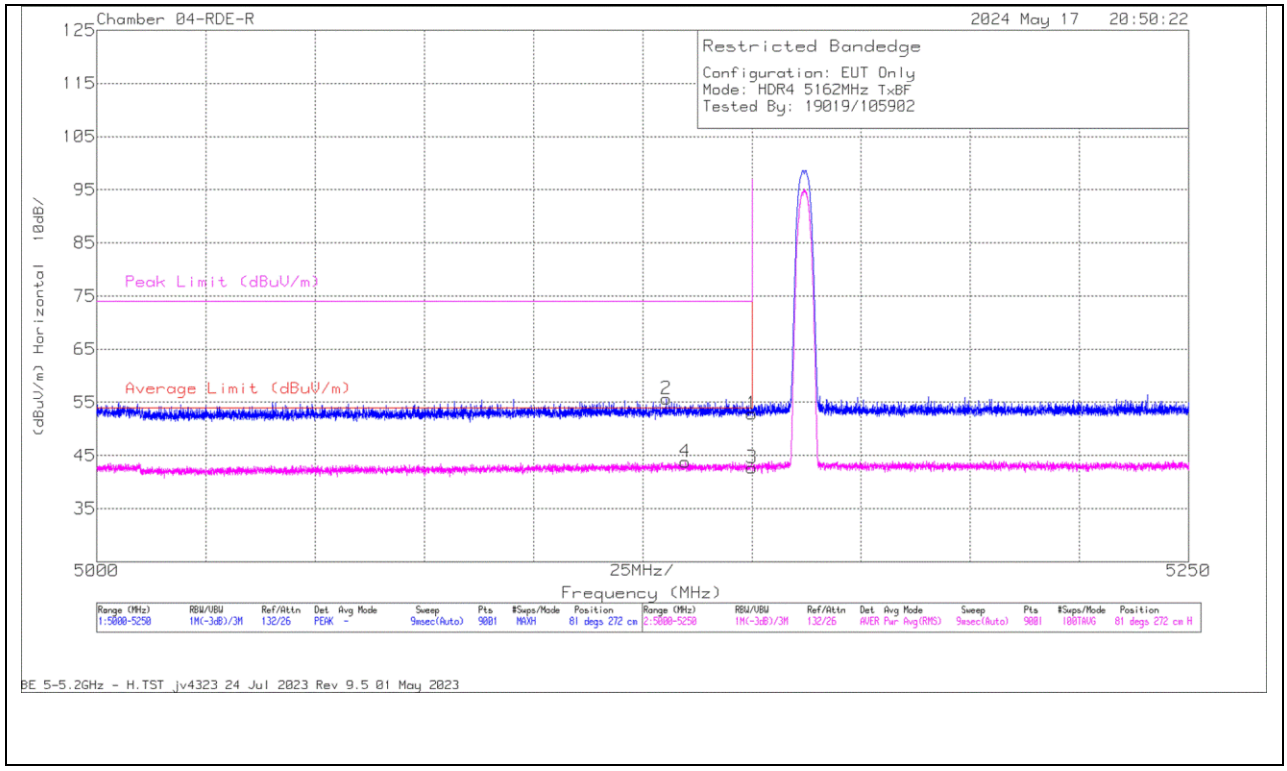

Marker	Frequency (MHz)	Meter Reading (dBuV)	Det	41112 ACF (dB/m)	Gain/Loss (dB)	Corrected Reading (dBuV/m)	Average Limit (dBuV/m)	Margin (dB)	Peak Limit (dBuV/m)	PK Margin (dB)	Azimuth (Degs)	Height (cm)	Polarity
2	5130.418	58.84	Pk	34.3	-37.45	55.69	-	-	74	-18.31	81	272	H
4	5134.779	47.03	RMS	34.3	-37.48	43.85	54	-10.15	-	-	81	272	H
1	5150	56.17	Pk	34.3	-37.6	52.87	-	-	74	-21.13	81	272	H
3	5150	46.04	RMS	34.3	-37.6	42.74	54	-11.26	-	-	81	272	H

Pk - Peak detector
RMS - RMS detection

UL VERIFICATION SERVICES INC.
47173 Benicia Street, Fremont, CA 94538; USA TEL:(510) 319-4000 FAX:(510) 661-0888
This report shall not be reproduced except in full, without the written approval of UL Verification Services Inc.

VERTICAL RESULT

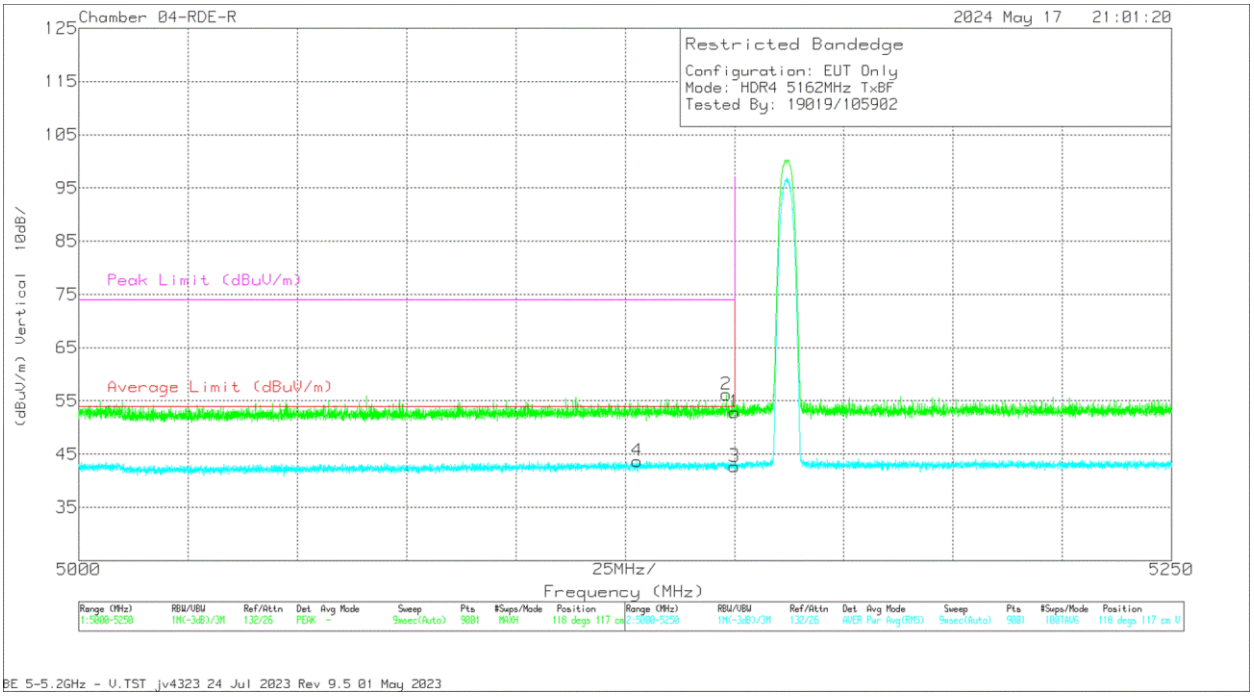

Marker	Frequency (MHz)	Meter Reading (dBuV)	Det	41112 ACF (dB/m)	Gain/Loss (dB)	Corrected Reading (dBuV/m)	Average Limit (dBuV/m)	Margin (dB)	Peak Limit (dBuV/m)	PK Margin (dB)	Azimuth (Degs)	Height (cm)	Polarity
4	5127.751	46.93	RMS	34.3	-37.49	43.74	54	-10.26	-	-	118	117	V
2	5148.168	59.51	Pk	34.3	-37.58	56.23	-	-	74	-17.77	118	117	V
1	5150	56.2	Pk	34.3	-37.6	52.9	-	-	74	-21.1	118	117	V
3	5150	46.01	RMS	34.3	-37.6	42.71	54	-11.29	-	-	118	117	V

Pk - Peak detector
RMS - RMS detection

UL VERIFICATION SERVICES INC.
47173 Benicia Street, Fremont, CA 94538; USA TEL:(510) 319-4000 FAX:(510) 661-0888
This report shall not be reproduced except in full, without the written approval of UL Verification Services Inc.

10.1.6. HDR4, HIGH POWER UNII-1 HARMONIC AND SPURIOUS IN THE 5.2 GHz BAND

LOW CHANNEL 5162MHz

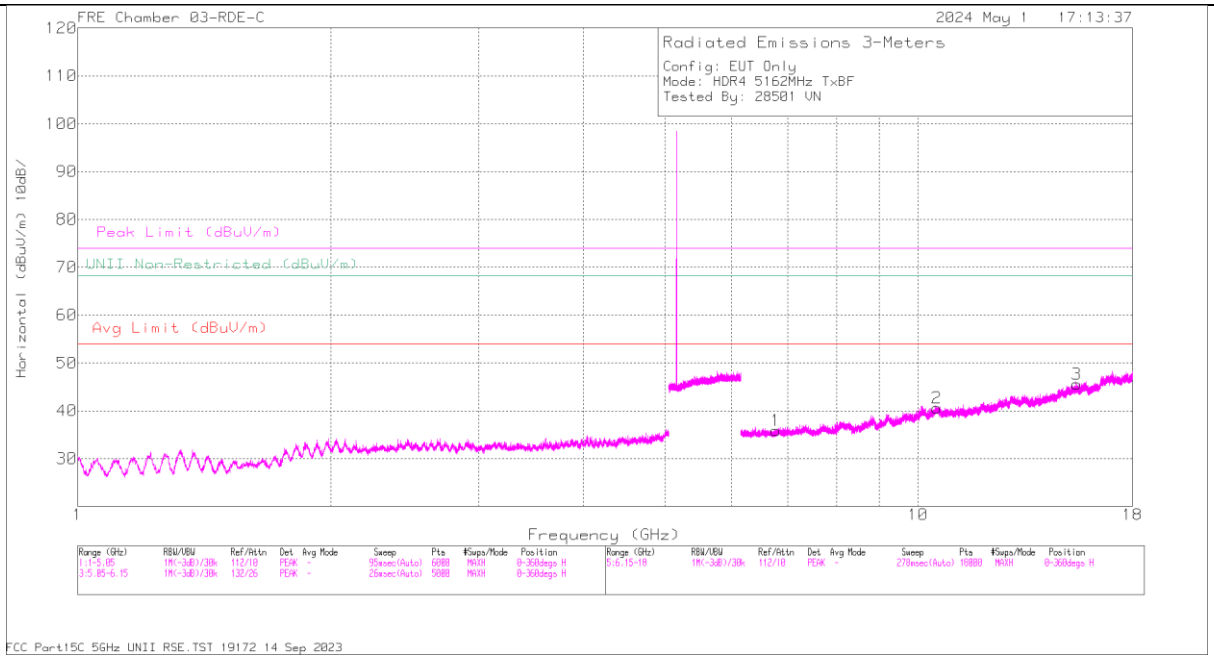

HORIZONTAL

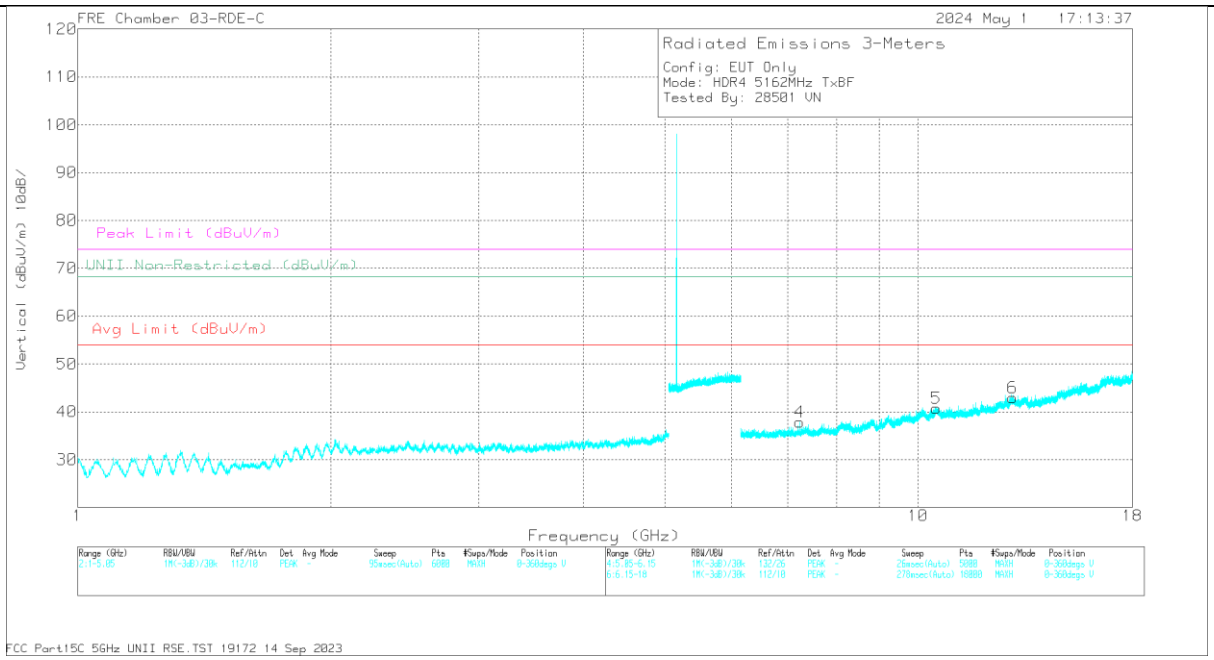

VERTICAL

UL VERIFICATION SERVICES INC.
47173 Benicia Street, Fremont, CA 94538; USA TEL:(510) 319-4000 FAX:(510) 661-0888
This report shall not be reproduced except in full, without the written approval of UL Verification Services Inc.

DATA:

Marker	Frequency (GHz)	Meter Reading (dBuV)	Det	223084 ACF (dB/m) 3m	Gain/Loss (dB)	Corrected Reading (dBuV/m)	Avg Limit (dBuV/m)	Margin (dB)	Peak Limit (dBuV/m)	PK Margin (dB)	UNII Non-Restricted (dBuV/m)	PK Margin (dB)	Azimuth (Degs)	Height (cm)	Polarity
3	* 15.453024	58.76	PK-U	40.1	-43.6	55.26	-	-	74	-18.74	-	-	239	186	H
	* 15.454981	47.19	ADR	40.1	-43.5	43.79	54	-10.21	-	-	-	-	239	186	H
1	6.770176	56.61	PK-U	35.6	-45.9	46.31	-	-	-	-	68.2	-21.89	33	229	H
4	7.226554	58.3	PK-U	35.7	-46.1	47.9	-	-	-	-	68.2	-20.3	261	270	V
5	10.505436	56.9	PK-U	37.7	-43.96	50.64	-	-	-	-	68.2	-17.56	66	383	V
2	10.520864	56.49	PK-U	37.7	-43.89	50.3	-	-	-	-	68.2	-17.9	138	362	H
6	12.961302	57.94	PK-U	39.3	-44.87	52.37	-	-	-	-	68.2	-15.83	218	279	V

* - indicates frequency in CFR47 Pt 15 / IC RSS-Restricted Band
PK-U - U-NII: Maximum Peak
ADR - U-NII AD primary method, RMS average

UL VERIFICATION SERVICES INC.
47173 Benicia Street, Fremont, CA 94538; USA TEL:(510) 319-4000 FAX:(510) 661-0888
This report shall not be reproduced except in full, without the written approval of UL Verification Services Inc.

MID CHANNEL 5203MHz

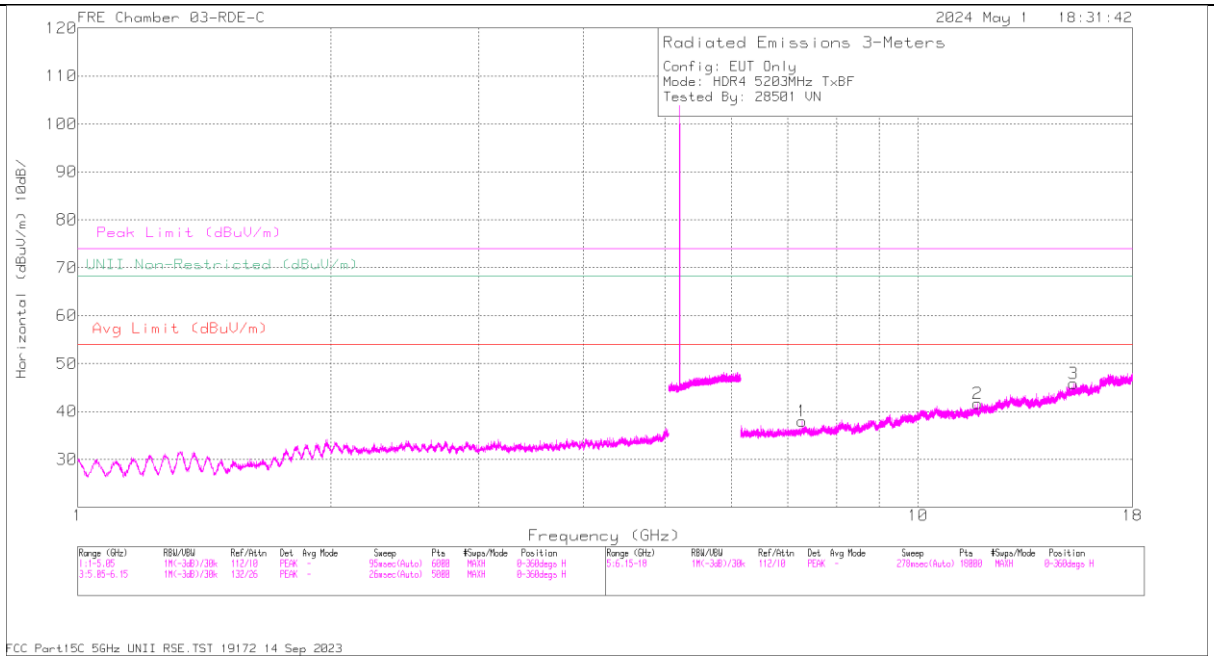

HORIZONTAL

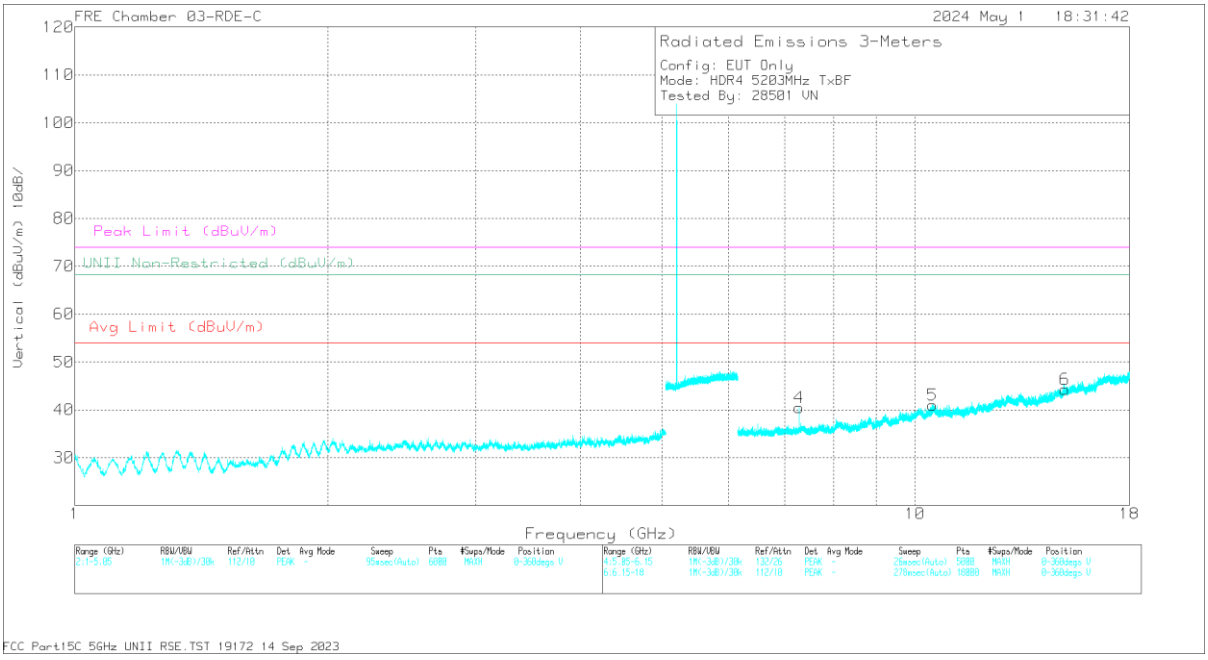

VERTICAL

UL VERIFICATION SERVICES INC.
47173 Benicia Street, Fremont, CA 94538; USA TEL:(510) 319-4000 FAX:(510) 661-0888
This report shall not be reproduced except in full, without the written approval of UL Verification Services Inc.

DATA:

Marker	Frequency (GHz)	Meter Reading (dBuV)	Det	223084 ACF (dB/m) 3m	Gain/Loss (dB)	Corrected Reading (dBuV/m)	Avg Limit (dBuV/m)	Margin (dB)	Peak Limit (dBuV/m)	PK Margin (dB)	UNII Non-Restricted (dBuV/m)	PK Margin (dB)	Azimuth (Degs)	Height (cm)	Polarity
1	* 7.284159	59.11	PK-U	35.7	-45.98	48.83	-	-	74	-25.17	-	-	239	283	H
	* 7.284062	49.47	ADR	35.7	-45.99	39.18	54	-14.82	-	-	-	-	239	283	H
2	* 11.767114	55.54	PK-U	38.2	-43.39	50.35	-	-	74	-23.65	-	-	279	123	H
	* 11.764447	43.97	ADR	38.2	-43.4	38.77	54	-15.23	-	-	-	-	279	123	H
4	* 7.283913	59.66	PK-U	35.7	-46	49.36	-	-	74	-24.64	-	-	271	103	V
	* 7.284467	49.92	ADR	35.7	-45.95	39.67	54	-14.33	-	-	-	-	271	103	V
5	10.489786	56.89	PK-U	37.7	-44	50.59	-	-	-	-	68.2	-17.61	60	200	V
6	15.074021	58.21	PK-U	40	-43.6	54.61	-	-	-	-	68.2	-13.59	46	191	V
3	15.320598	58.64	PK-U	40.1	-44.2	54.54	-	-	-	-	68.2	-13.66	26	150	H

* - indicates frequency in CFR47 Pt 15 / IC RSS-Restricted Band
PK-U - U-NII: Maximum Peak
ADR - U-NII AD primary method, RMS average

UL VERIFICATION SERVICES INC.
47173 Benicia Street, Fremont, CA 94538; USA TEL:(510) 319-4000 FAX:(510) 661-0888
This report shall not be reproduced except in full, without the written approval of UL Verification Services Inc.

HIGH CHANNEL 5245MHz

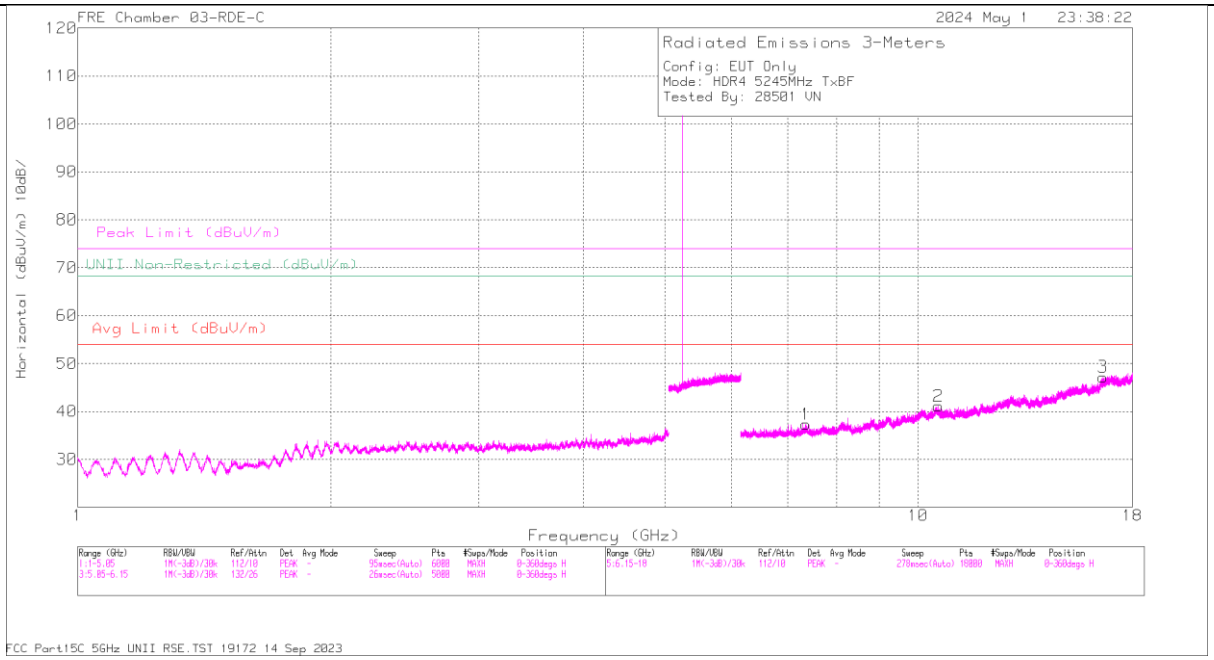

HORIZONTAL

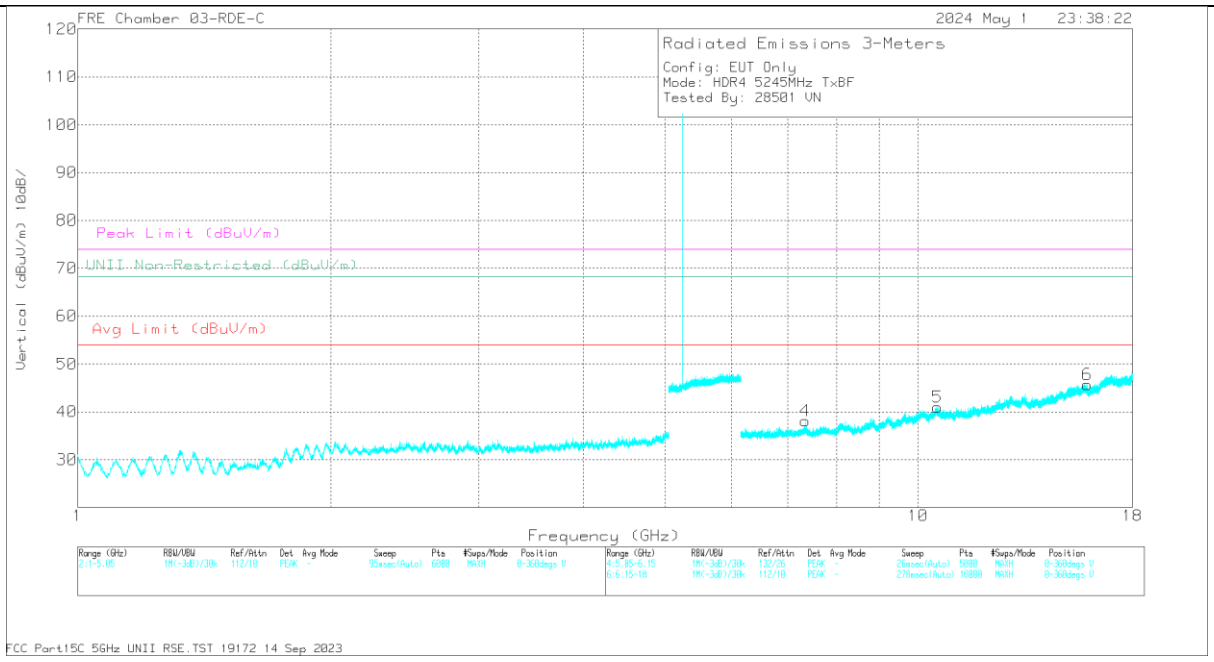

VERTICAL

UL VERIFICATION SERVICES INC.
47173 Benicia Street, Fremont, CA 94538; USA TEL:(510) 319-4000 FAX:(510) 661-0888

This report shall not be reproduced except in full, without the written approval of UL Verification Services Inc.

DATA:

Marker	Frequency (GHz)	Meter Reading (dBuV)	Det	223084 ACF (dB/m) 3m	Gain/Loss (dB)	Corrected Reading (dBuV/m)	Avg Limit (dBuV/m)	Margin (dB)	Peak Limit (dBuV/m)	PK Margin (dB)	UNII Non-Restricted (dBuV/m)	PK Margin (dB)	Azimuth (Degs)	Height (cm)	Polarity
1	* 7.359857	57.36	PK-U	35.7	-45.89	47.17	-	-	74	-26.83	-	-	97	336	H
	* 7.35962	45.34	ADR	35.7	-45.86	35.18	54	-18.82	-	-	-	-	97	336	H
4	* 7.342939	58.86	PK-U	35.7	-45.8	48.76	-	-	74	-25.24	-	-	289	212	V
	* 7.342901	47.81	ADR	35.7	-45.8	37.71	54	-16.29	-	-	-	-	289	212	V
6	* 15.902718	59.17	PK-U	40.4	-43.57	56	-	-	74	-18	-	-	149	143	V
	* 15.901621	47.26	ADR	40.4	-43.5	44.16	54	-9.84	-	-	-	-	149	143	V
5	10.535581	56.6	PK-U	37.7	-43.9	50.4	-	-	-	-	68.2	-17.8	57	221	V
2	10.581428	56.36	PK-U	37.7	-43.84	50.22	-	-	-	-	68.2	-17.98	194	367	H
3	16.603556	57.45	PK-U	41.5	-43	55.95	-	-	-	-	68.2	-12.25	248	119	H

* - indicates frequency in CFR47 Pt 15 / IC RSS-Restricted Band
PK-U - U-NII: Maximum Peak
ADR - U-NII AD primary method, RMS average

UL VERIFICATION SERVICES INC.
47173 Benicia Street, Fremont, CA 94538; USA TEL:(510) 319-4000 FAX:(510) 661-0888
This report shall not be reproduced except in full, without the written approval of UL Verification Services Inc.

10.1.7. HDR4, LOW POWER UNII-1 BANDEDGE

ANT 6

BANDEDGE (LOW CHANNEL)

HORIZONTAL RESULT

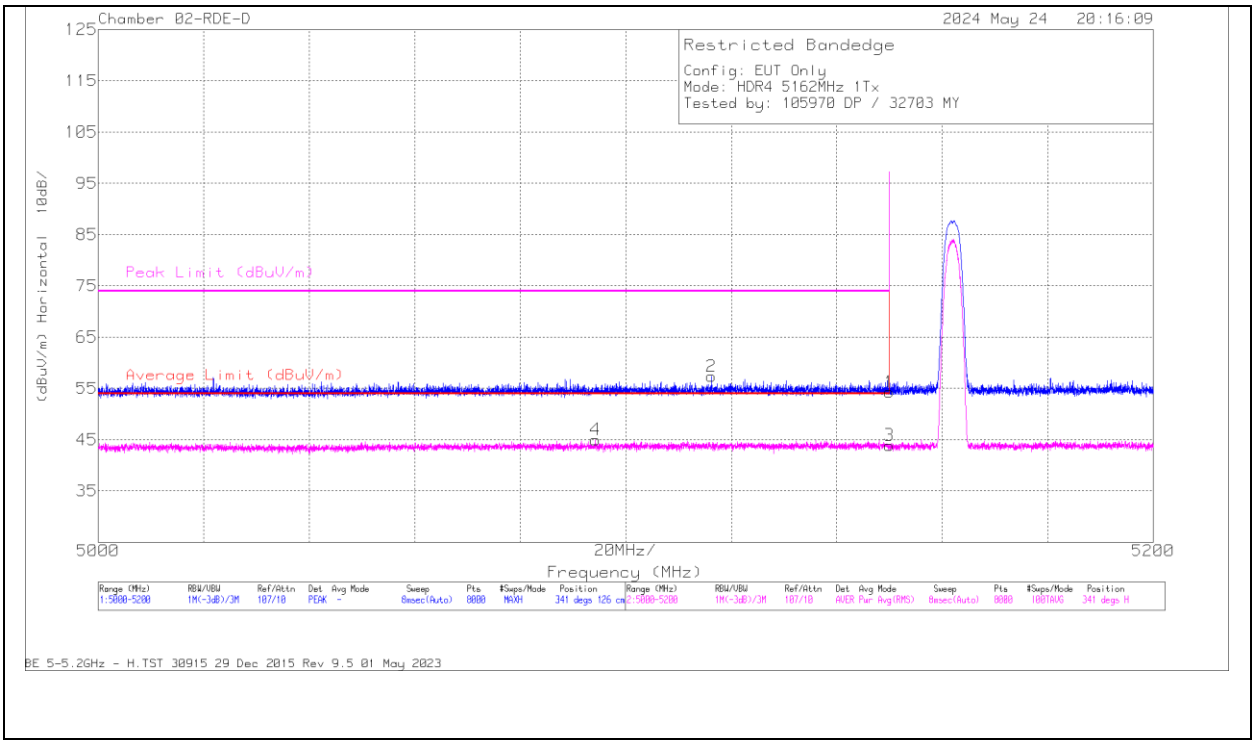

Marker	Frequency (MHz)	Meter Reading (dBuV)	Det	200896 ACF(dB/m)	Amp/Cbl (dB)	Corrected Reading (dBuV/m)	Average Limit (dBuV/m)	Margin (dB)	Peak Limit (dBuV/m)	PK Margin (dB)	Azimuth (Degs)	Height (cm)	Polarity
1	* 5150	36.77	Pk	34.1	-16.6	54.27	-	-	74	-19.73	341	126	H
2	* 5116.239	40.07	Pk	34	-16.7	57.37	-	-	74	-16.63	341	126	H
3	* 5150	26.38	RMS	34.1	-16.6	43.88	54	-10.12	-	-	341	126	H
4	* 5094.261	27.88	RMS	33.9	-16.8	44.98	54	-9.02	-	-	341	126	H

* - indicates frequency in CFR47 Pt 15 / IC RSS-Restricted Band
Pk - Peak detector
RMS - RMS detection

UL VERIFICATION SERVICES INC.
47173 Benicia Street, Fremont, CA 94538; USA TEL:(510) 319-4000 FAX:(510) 661-0888
This report shall not be reproduced except in full, without the written approval of UL Verification Services Inc.

VERTICAL RESULT

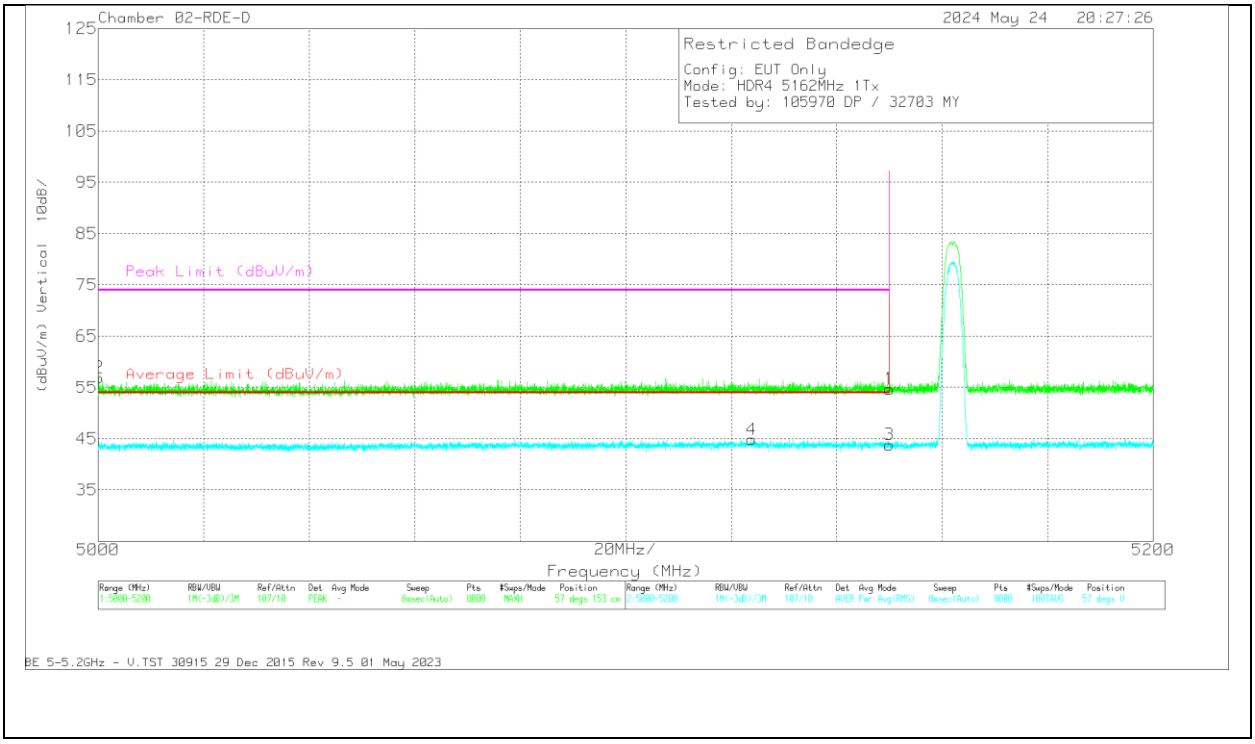

Marker	Frequency (MHz)	Meter Reading (dBuV)	Det	200896 ACF(dB/m)	Amp/Cbl (dB)	Corrected Reading (dBuV/m)	Average Limit (dBuV/m)	Margin (dB)	Peak Limit (dBuV/m)	PK Margin (dB)	Azimuth (Degs)	Height (cm)	Polarity
1	* 5150	37.19	Pk	34.1	-16.6	54.69	-	-	74	-19.31	57	153	V
2	* 5000.1	39.59	Pk	33.8	-16.5	56.89	-	-	74	-17.11	57	153	V
3	* 5150	26.3	RMS	34.1	-16.6	43.8	54	-10.2	-	-	57	153	V
4	* 5123.865	27.43	RMS	34	-16.6	44.83	54	-9.17	-	-	57	153	V

* - indicates frequency in CFR47 Pt 15 / IC RSS-Restricted Band
Pk - Peak detector
RMS - RMS detection

UL VERIFICATION SERVICES INC.
47173 Benicia Street, Fremont, CA 94538; USA TEL:(510) 319-4000 FAX:(510) 661-0888
This report shall not be reproduced except in full, without the written approval of UL Verification Services Inc.

ANT 5

BANDEDGE (LOW CHANNEL)

HORIZONTAL RESULT

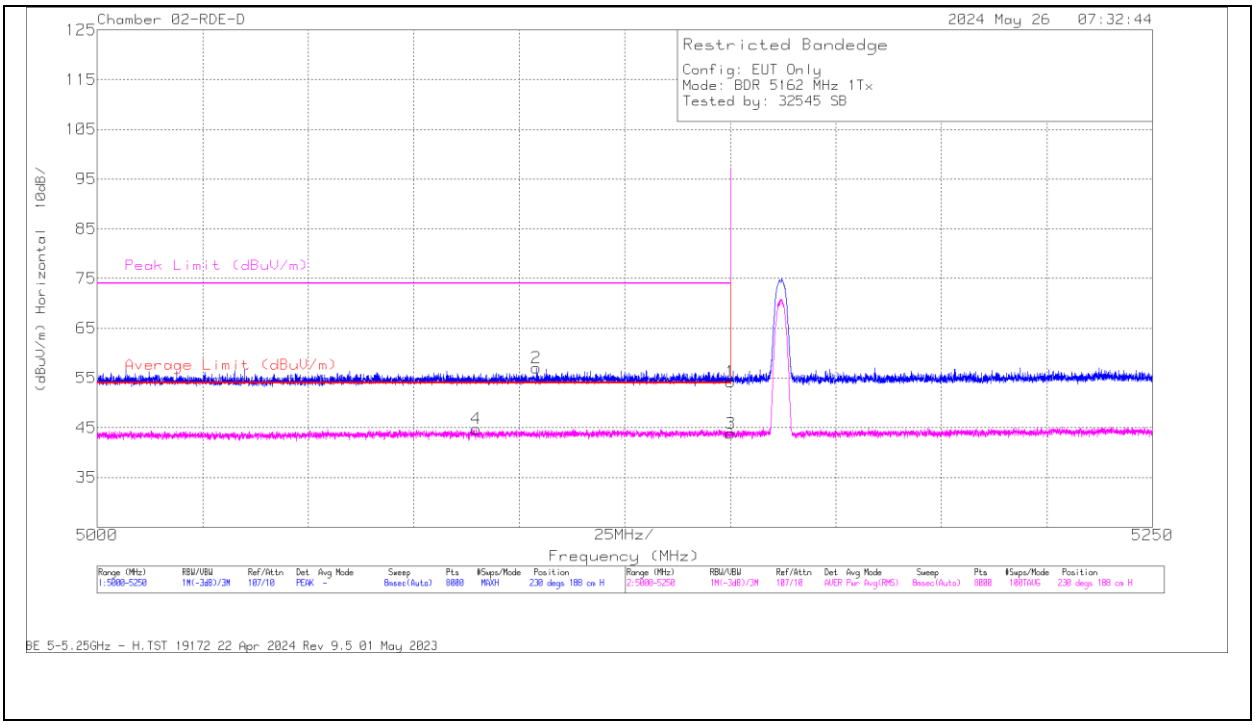

Marker	Frequency (MHz)	Meter Reading (dBuV)	Det	200896 ACF(dB/m)	Amp/Cbl (dB)	Corrected Reading (dBuV/m)	Average Limit (dBuV/m)	Margin (dB)	Peak Limit (dBuV/m)	PK Margin (dB)	Azimuth (Degs)	Height (cm)	Polarity
1	* 5150	36.77	Pk	34.1	-16.6	54.27	-	-	74	-19.73	230	188	H
2	* 5104.107	39.8	Pk	34	-16.8	57	-	-	74	-17	230	188	H
3	* 5150	26.35	RMS	34.1	-16.6	43.85	54	-10.15	-	-	230	188	H
4	* 5089.855	27.71	RMS	33.9	-16.8	44.81	54	-9.19	-	-	230	188	H

* - indicates frequency in CFR47 Pt 15 / IC RSS-Restricted Band
Pk - Peak detector
RMS - RMS detection

UL VERIFICATION SERVICES INC.
47173 Benicia Street, Fremont, CA 94538; USA TEL:(510) 319-4000 FAX:(510) 661-0888
This report shall not be reproduced except in full, without the written approval of UL Verification Services Inc.

VERTICAL RESULT

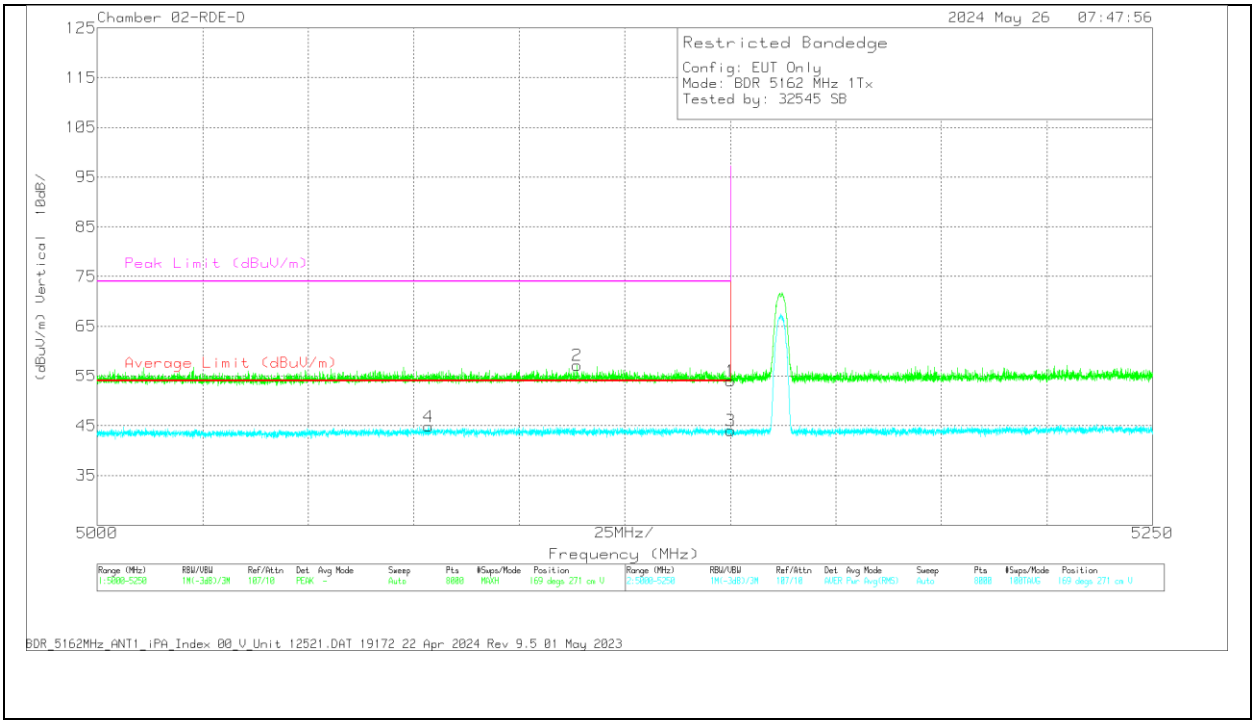

Marker	Frequency (MHz)	Meter Reading (dBuV)	Det	200896 ACF(dB/m)	Amp/Cbl (dB)	Corrected Reading (dBuV/m)	Average Limit (dBuV/m)	Margin (dB)	Peak Limit (dBuV/m)	PK Margin (dB)	Azimuth (Degs)	Height (cm)	Polarity
1	* 5150	36.51	Pk	34.1	-16.6	54.01	-	-	74	-19.99	169	271	V
2	* 5113.671	39.9	Pk	34	-16.8	57.1	-	-	74	-16.9	169	271	V
3	* 5150	26.49	RMS	34.1	-16.6	43.99	54	-10.01	-	-	169	271	V
4	* 5078.448	27.64	RMS	33.9	-16.7	44.84	54	-9.16	-	-	169	271	V

* - indicates frequency in CFR47 Pt 15 / IC RSS-Restricted Band
Pk - Peak detector
RMS - RMS detection

UL VERIFICATION SERVICES INC.
47173 Benicia Street, Fremont, CA 94538; USA TEL:(510) 319-4000 FAX:(510) 661-0888
This report shall not be reproduced except in full, without the written approval of UL Verification Services Inc.

2TX Antenna 6 + Antenna 5 TX BF MODE

BANDEDGE (LOW CHANNEL)

HORIZONTAL RESULT

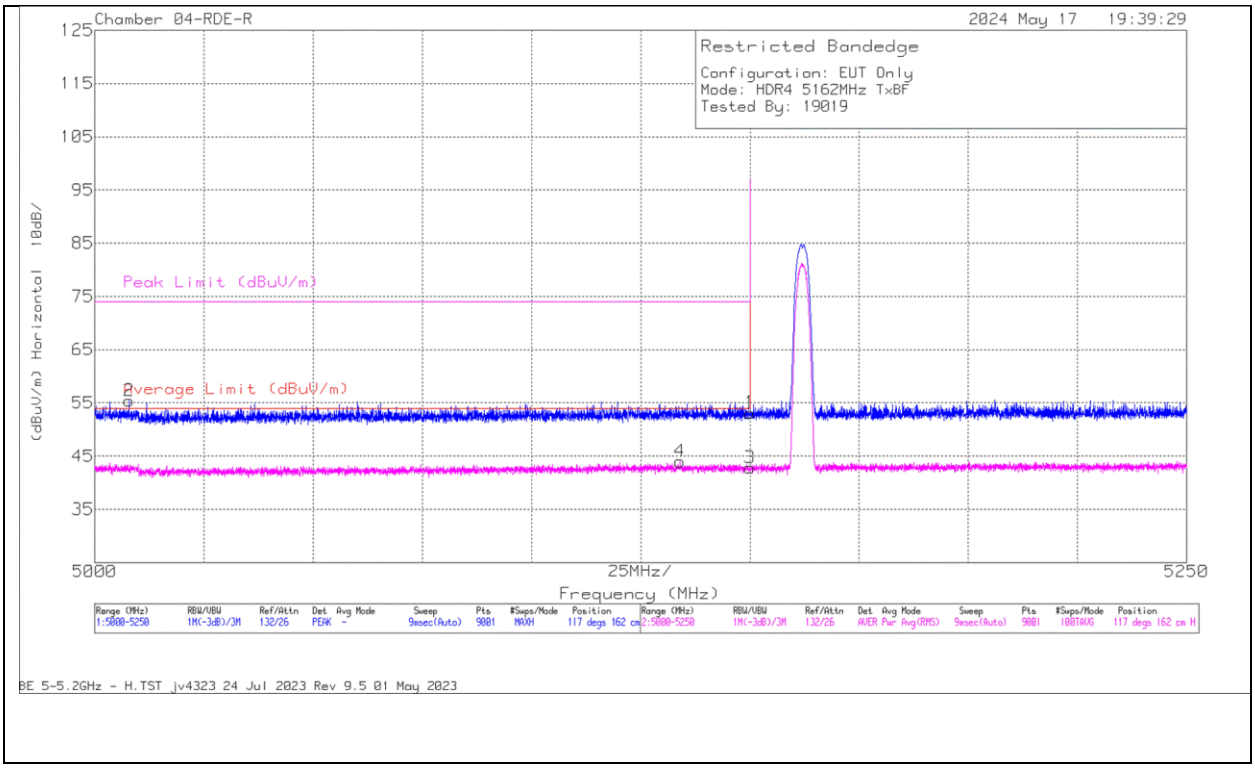

Marker	Frequency (MHz)	Meter Reading (dBuV)	Det	41112 ACF (dB/m)	Gain/Loss (dB)	Corrected Reading (dBuV/m)	Average Limit (dBuV/m)	Margin (dB)	Peak Limit (dBuV/m)	PK Margin (dB)	Azimuth (Degs)	Height (cm)	Polarity
2	5007.889	59.1	Pk	34.2	-37.91	55.39	-	-	74	-18.61	117	162	H
4	5133.973	47.17	RMS	34.3	-37.46	44.01	54	-9.99	-	-	117	162	H
1	5150	56.42	Pk	34.3	-37.6	53.12	-	-	74	-20.88	117	162	H
3	5150	46.12	RMS	34.3	-37.6	42.82	54	-11.18	-	-	117	162	H

Pk - Peak detector
RMS - RMS detection

UL VERIFICATION SERVICES INC.
47173 Benicia Street, Fremont, CA 94538; USA TEL:(510) 319-4000 FAX:(510) 661-0888
This report shall not be reproduced except in full, without the written approval of UL Verification Services Inc.

VERTICAL RESULT

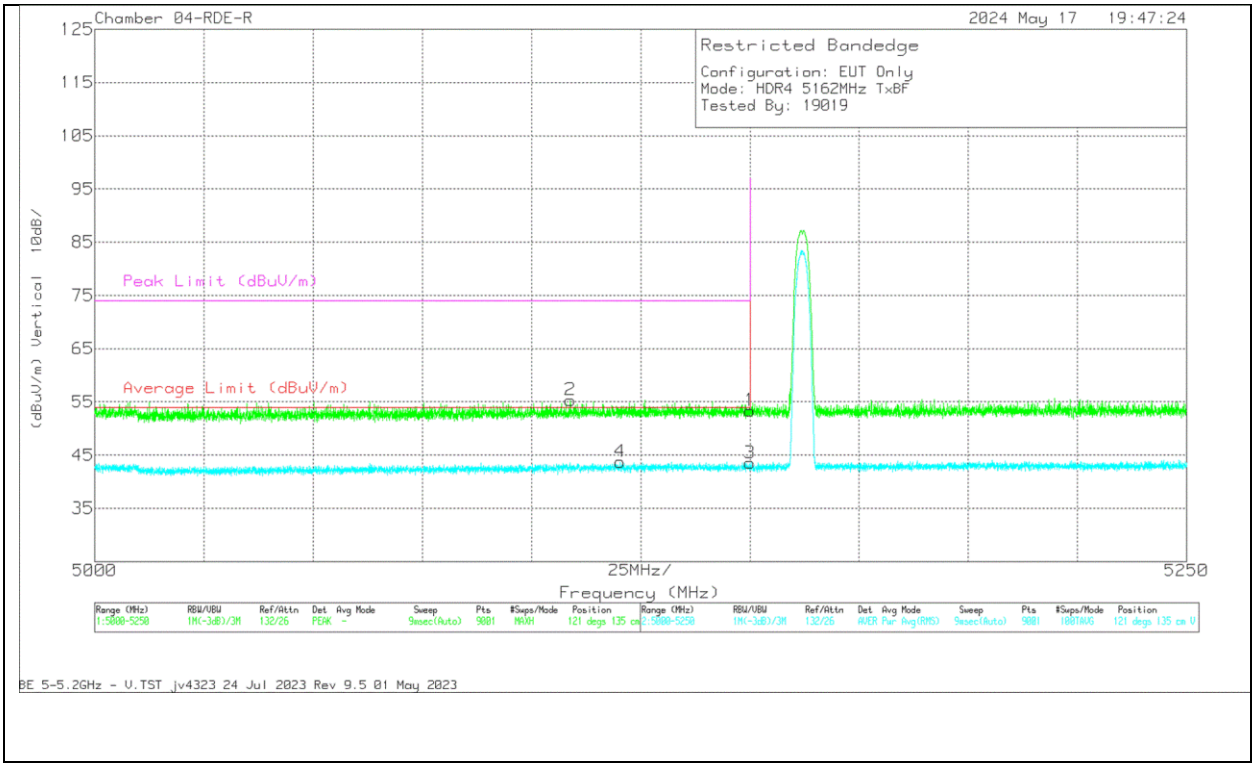

Marker	Frequency (MHz)	Meter Reading (dBuV)	Det	41112 ACF (dB/m)	Gain/Loss (dB)	Corrected Reading (dBuV/m)	Average Limit (dBuV/m)	Margin (dB)	Peak Limit (dBuV/m)	PK Margin (dB)	Azimuth (Degs)	Height (cm)	Polarity
2	5108.89	58.79	Pk	34.2	-37.64	55.35	-	-	74	-18.65	121	135	V
4	5120.307	47.09	RMS	34.2	-37.54	43.75	54	-10.25	-	-	121	135	V
1	5150	56.67	Pk	34.3	-37.6	53.37	-	-	74	-20.63	121	135	V
3	5150	46.84	RMS	34.3	-37.6	43.54	54	-10.46	-	-	121	135	V

Pk - Peak detector
RMS - RMS detection

UL VERIFICATION SERVICES INC.
47173 Benicia Street, Fremont, CA 94538; USA TEL:(510) 319-4000 FAX:(510) 661-0888
This report shall not be reproduced except in full, without the written approval of UL Verification Services Inc.

10.1.8. HDR4, LOW POWER UNII-1 HARMONIC AND SPURIOUS IN THE 5.2 GHz BAND

LOW CHANNEL

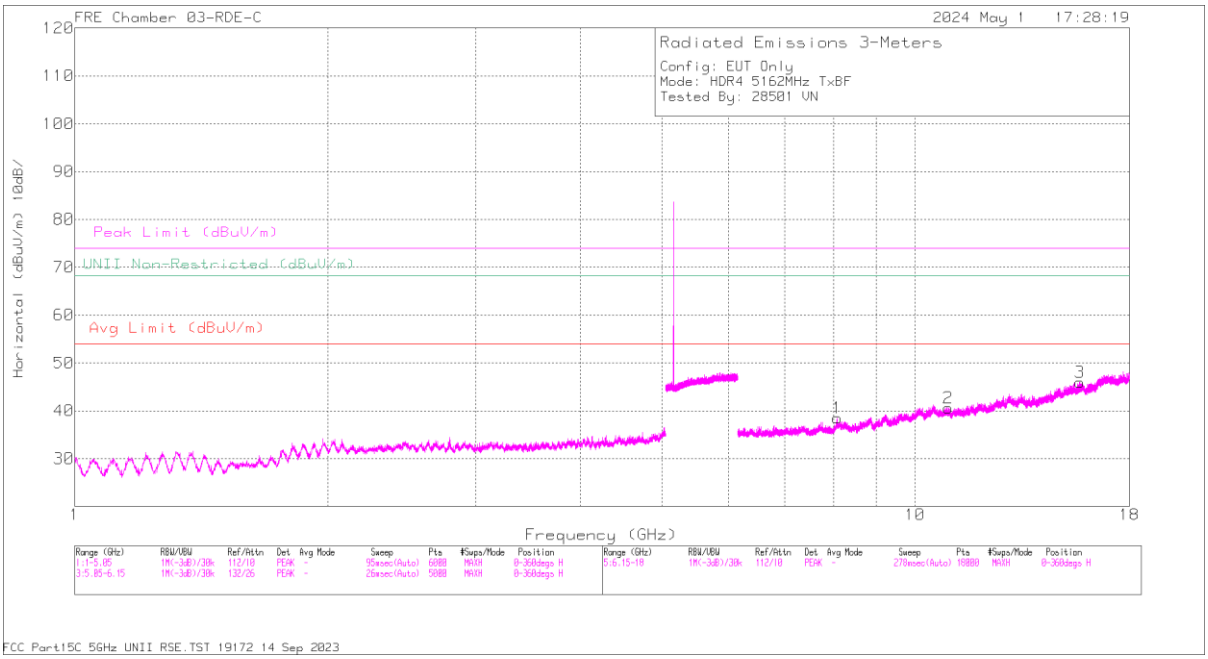

HORIZONTAL

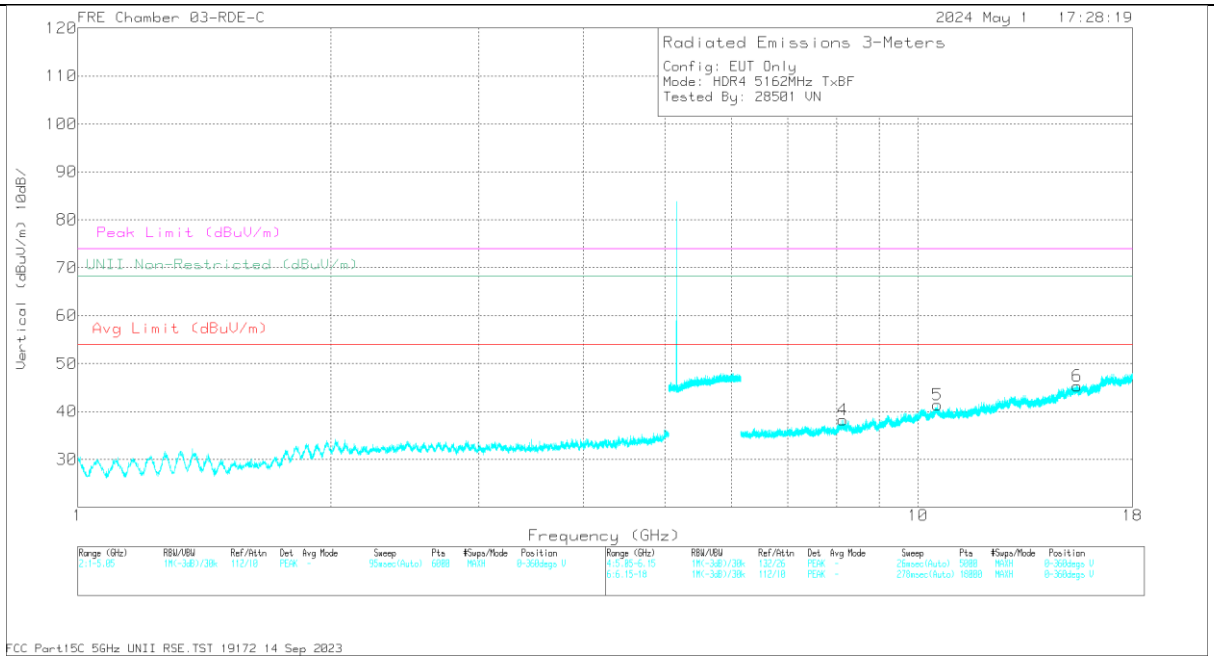

VERTICAL

UL VERIFICATION SERVICES INC.
47173 Benicia Street, Fremont, CA 94538; USA TEL:(510) 319-4000 FAX:(510) 661-0888

This report shall not be reproduced except in full, without the written approval of UL Verification Services Inc.

DATA:

Marker	Frequency (GHz)	Meter Reading (dBuV)	Det	223084 ACF (dB/m) 3m	Gain/Loss (dB)	Corrected Reading (dBuV/m)	Avg Limit (dBuV/m)	Margin (dB)	Peak Limit (dBuV/m)	PK Margin (dB)	UNII Non-Restricted (dBuV/m)	PK Margin (dB)	Azimuth (Degs)	Height (cm)	Polarity
1	* 8.076986	55.71	PK-U	35.9	-44.2	47.41	-	-	74	-26.59	-	-	200	276	H
	* 8.075841	43.97	ADR	35.9	-44.28	35.59	54	-18.41	-	-	-	-	200	276	H
2	* 10.956931	55.78	PK-U	37.9	-43.9	49.78	-	-	74	-24.22	-	-	357	217	H
	* 10.954753	44.6	ADR	37.9	-43.88	38.62	54	-15.38	-	-	-	-	357	217	H
3	* 15.712855	58.23	PK-U	40.3	-44.19	54.34	-	-	74	-19.66	-	-	317	383	H
	* 15.71236	46.61	ADR	40.3	-44.14	42.77	54	-11.23	-	-	-	-	317	383	H
4	* 8.136287	55.77	PK-U	35.9	-44.47	47.2	-	-	74	-26.8	-	-	120	122	V
	* 8.137093	44.37	ADR	35.9	-44.4	35.87	54	-18.13	-	-	-	-	120	122	V
6	* 15.46792	58.2	PK-U	40.2	-43.4	55	-	-	74	-19	-	-	7	159	V
	* 15.468248	46.76	ADR	40.2	-43.4	43.56	54	-10.44	-	-	-	-	7	159	V
5	10.55663	56.13	PK-U	37.7	-43.84	49.99	-	-	-	-	68.2	-18.21	200	204	V

* - indicates frequency in CFR47 Pt 15 / IC RSS-Restricted Band
PK-U - U-NII: Maximum Peak
ADR - U-NII AD primary method, RMS average

UL VERIFICATION SERVICES INC.
47173 Benicia Street, Fremont, CA 94538; USA TEL:(510) 319-4000 FAX:(510) 661-0888
This report shall not be reproduced except in full, without the written approval of UL Verification Services Inc.

MID CHANNEL

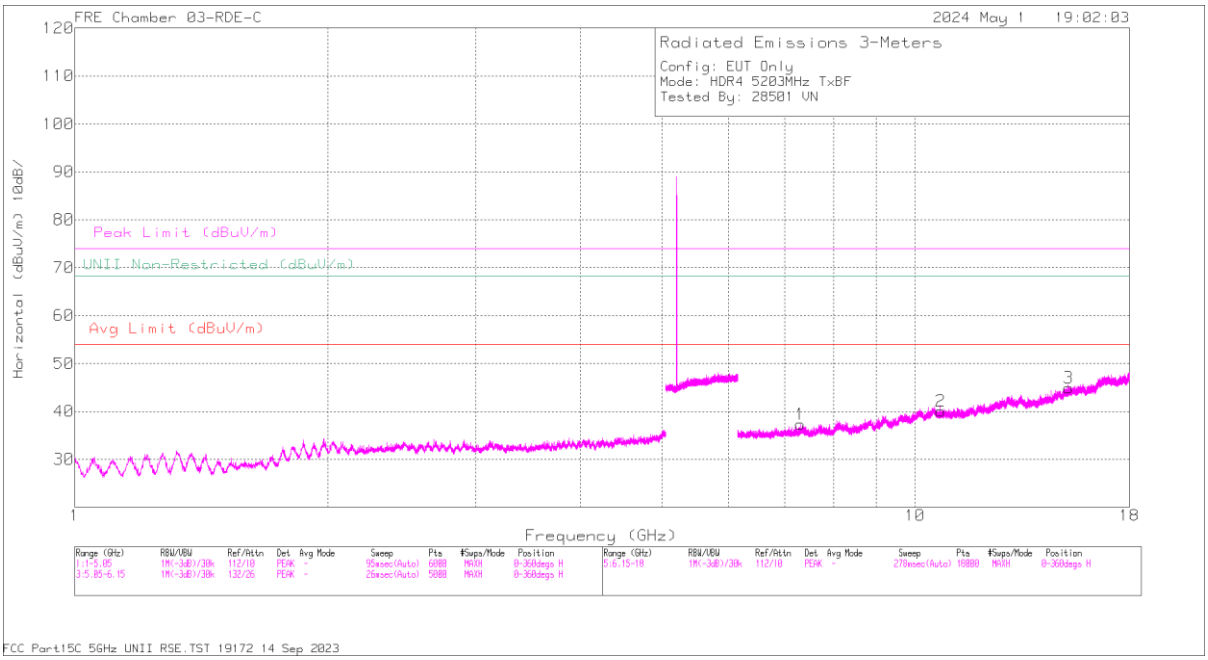

HORIZONTAL

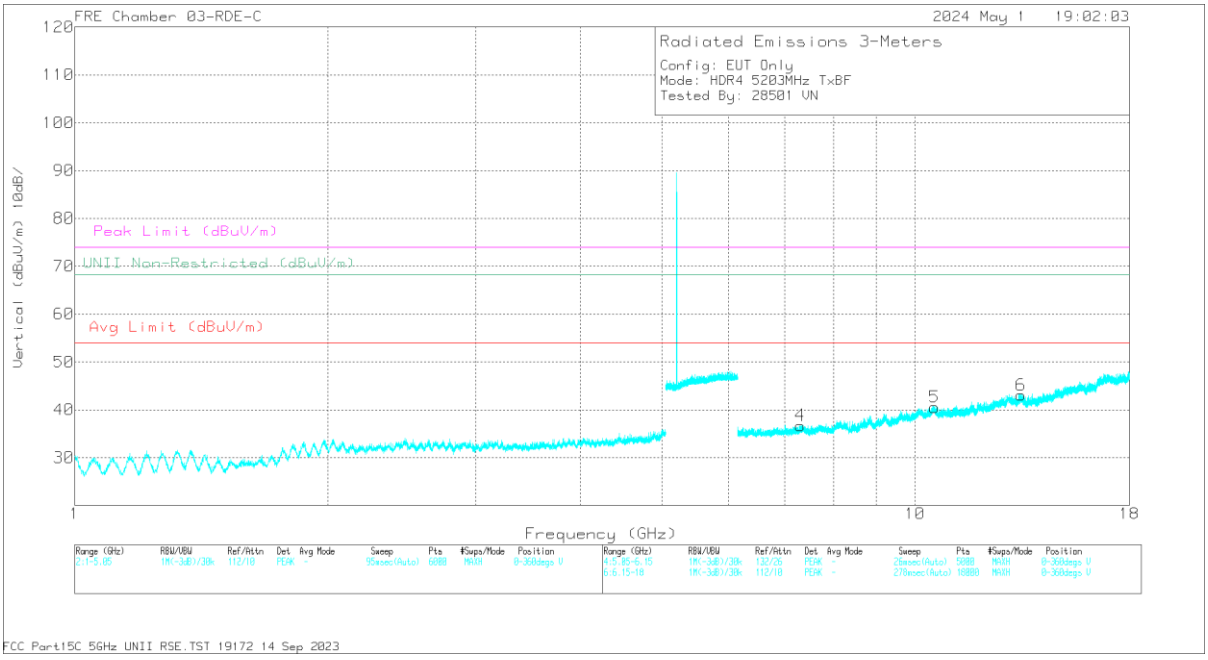

VERTICAL

UL VERIFICATION SERVICES INC.
47173 Benicia Street, Fremont, CA 94538; USA TEL:(510) 319-4000 FAX:(510) 661-0888
This report shall not be reproduced except in full, without the written approval of UL Verification Services Inc.

DATA:

Marker	Frequency (GHz)	Meter Reading (dBuV)	Det	223084 ACF (dB/m) 3m	Gain/Loss (dB)	Corrected Reading (dBuV/m)	Avg Limit (dBuV/m)	Margin (dB)	Peak Limit (dBuV/m)	PK Margin (dB)	UNII Non-Restricted (dBuV/m)	PK Margin (dB)	Azimuth (Degs)	Height (cm)	Polarity
1	* 7.308685	56.69	PK-U	35.7	-45.83	46.56	-	-	74	-27.44	-	-	205	108	H
	* 7.307085	45	ADR	35.7	-45.9	34.8	54	-19.2	-	-	-	-	205	108	H
2	* 10.72513	56.31	PK-U	37.8	-44.47	49.64	-	-	74	-24.36	-	-	156	182	H
	* 10.725584	44.96	ADR	37.8	-44.38	38.38	54	-15.62	-	-	-	-	156	182	H
4	* 7.307135	57.16	PK-U	35.7	-45.9	46.96	-	-	74	-27.04	-	-	285	327	V
	* 7.310414	45.12	ADR	35.7	-45.9	34.92	54	-19.08	-	-	-	-	285	327	V
6	* 13.363893	57.79	PK-U	39.1	-44.9	51.99	-	-	74	-22.01	-	-	298	206	V
	* 13.364557	46.44	ADR	39.1	-45.01	40.53	54	-13.47	-	-	-	-	298	206	V
5	10.558144	56.42	PK-U	37.7	-43.81	50.31	-	-	-	-	68.2	-17.89	291	136	V
3	15.247121	58.28	PK-U	40.1	-44	54.38	-	-	-	-	68.2	-13.82	190	264	H

* - indicates frequency in CFR47 Pt 15 / IC RSS-Restricted Band
PK-U - U-NII: Maximum Peak
ADR - U-NII AD primary method, RMS average

UL VERIFICATION SERVICES INC.
47173 Benicia Street, Fremont, CA 94538; USA TEL:(510) 319-4000 FAX:(510) 661-0888
This report shall not be reproduced except in full, without the written approval of UL Verification Services Inc.

HIGH CHANNEL

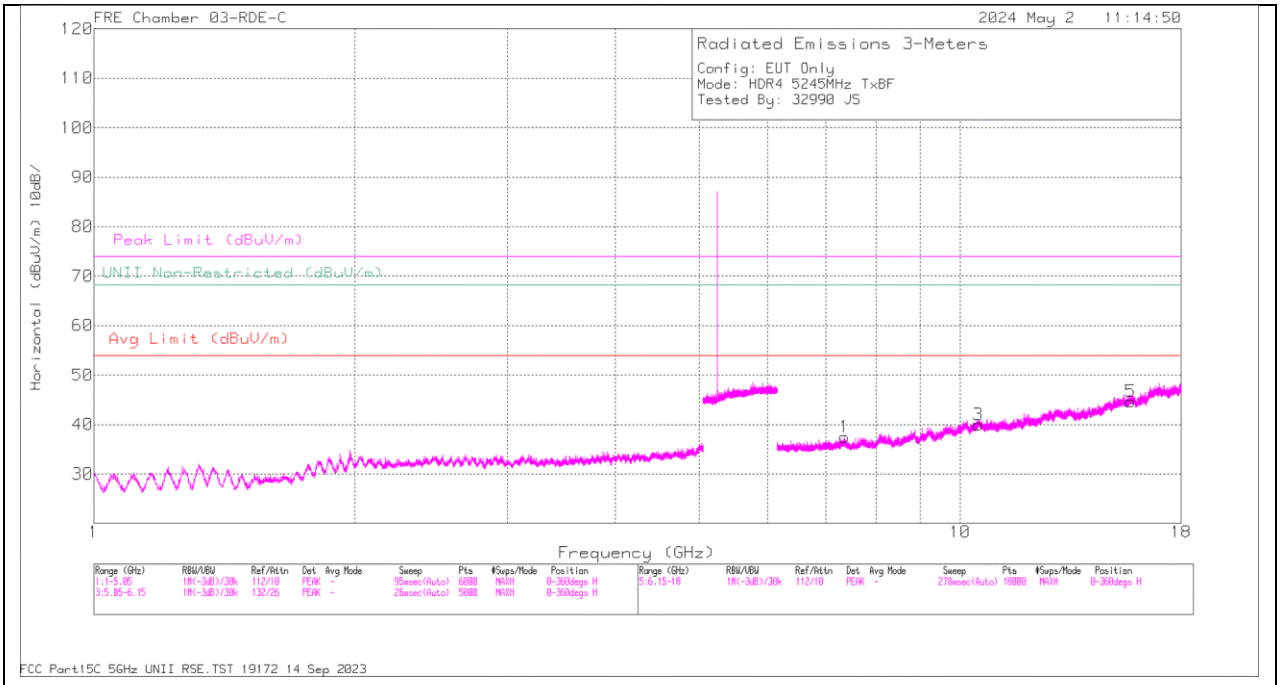

HORIZONTAL

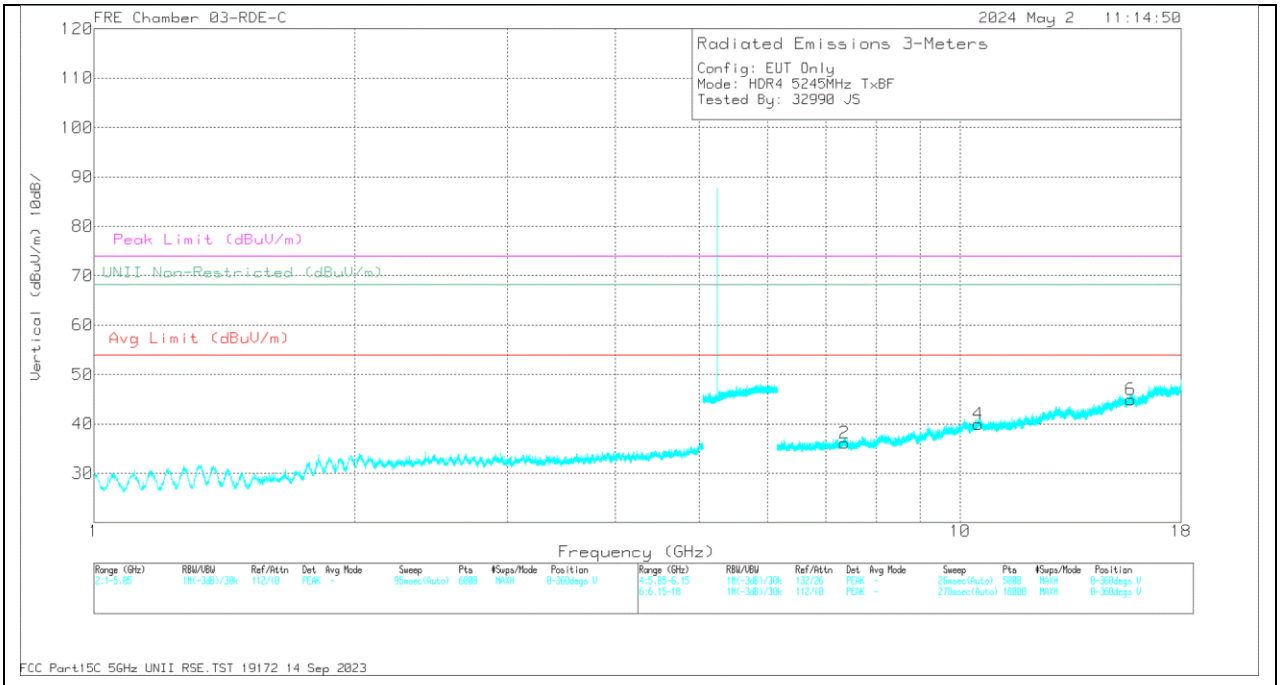

VERTICAL

UL VERIFICATION SERVICES INC.
47173 Benicia Street, Fremont, CA 94538; USA TEL:(510) 319-4000 FAX:(510) 661-0888
This report shall not be reproduced except in full, without the written approval of UL Verification Services Inc.

DATA:

Marker	Frequency (GHz)	Meter Reading (dBuV)	Det	223084 ACF (dB/m) 3m	Gain/Loss (dB)	Corrected Reading (dBuV/m)	Avg Limit (dBuV/m)	Margin (dB)	Peak Limit (dBuV/m)	PK Margin (dB)	UNII Non-Restricted (dBuV/m)	PK Margin (dB)	Azimuth (Degs)	Height (cm)	Polarity
1	* 7.36057	57.27	PK-U	35.7	-45.9	47.07	-	-	74	-26.93	-	-	352	389	H
	* 7.359869	45.52	ADR	35.7	-45.89	35.33	54	-18.67	-	-	-	-	352	389	H
5	* 15.736558	59.04	PK-U	40.3	-44.11	55.23	-	-	74	-18.77	-	-	344	180	H
	* 15.736446	47.36	ADR	40.3	-44.09	43.57	54	-10.43	-	-	-	-	344	180	H
2	* 7.360429	56.94	PK-U	35.7	-45.9	46.74	-	-	74	-27.26	-	-	162	309	V
	* 7.359111	45.55	ADR	35.7	-45.81	35.44	54	-18.56	-	-	-	-	162	309	V
6	* 15.73253	58.61	PK-U	40.3	-44.1	54.81	-	-	74	-19.19	-	-	253	244	V
4	10.487896	56.99	PK-U	37.7	-44.1	50.59	-	-	-	-	68.2	-17.61	129	119	V
3	10.491411	56.88	PK-U	37.7	-44	50.58	-	-	-	-	68.2	-17.62	244	272	H

* - indicates frequency in CFR47 Pt 15 / IC RSS-Restricted Band
PK-U - U-NII: Maximum Peak
ADR - U-NII AD primary method, RMS average

UL VERIFICATION SERVICES INC.
47173 Benicia Street, Fremont, CA 94538; USA TEL:(510) 319-4000 FAX:(510) 661-0888
This report shall not be reproduced except in full, without the written approval of UL Verification Services Inc.

10.1.9. HDR8, HIGH POWER UNII-1 BANDEDGE

ANT 6

BANDEDGE (LOW CHANNEL)

HORIZONTAL RESULT

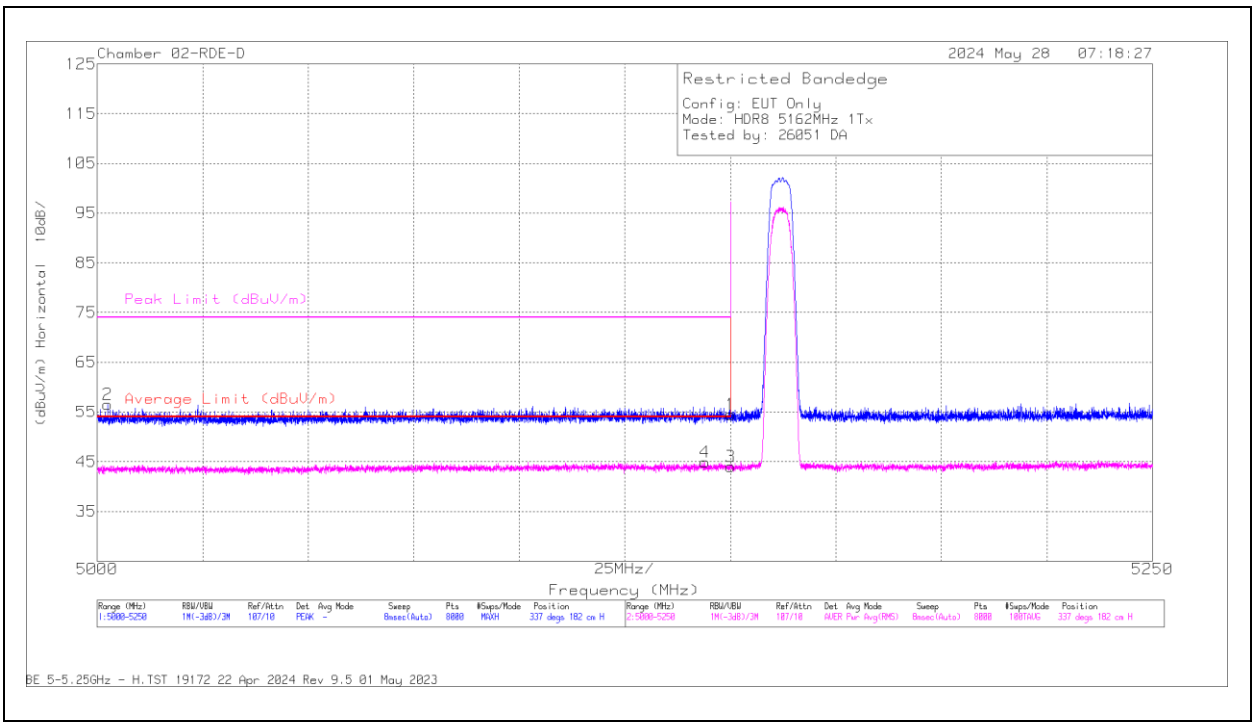

Marker	Frequency (MHz)	Meter Reading (dBuV)	Det	200896 ACF(dB/m)	Amp/Cbl (dB)	Corrected Reading (dBuV/m)	Average Limit (dBuV/m)	Margin (dB)	Peak Limit (dBuV/m)	PK Margin (dB)	Azimuth (Degs)	Height (cm)	Polarity
1	* 5150	37.02	Pk	34.1	-16.6	54.52	-	-	74	-19.48	337	182	H
2	* 5002.469	39.17	Pk	33.8	-16.5	56.47	-	-	74	-17.53	337	182	H
3	* 5150	26.58	RMS	34.1	-16.6	44.08	54	-9.92	-	-	337	182	H
4	* 5143.956	27.42	RMS	34.1	-16.6	44.92	54	-9.08	-	-	337	182	H

* - indicates frequency in CFR47 Pt 15 / IC RSS-Restricted Band
Pk - Peak detector
RMS - RMS detection

UL VERIFICATION SERVICES INC.
47173 Benicia Street, Fremont, CA 94538; USA TEL:(510) 319-4000 FAX:(510) 661-0888
This report shall not be reproduced except in full, without the written approval of UL Verification Services Inc.

VERTICAL RESULT

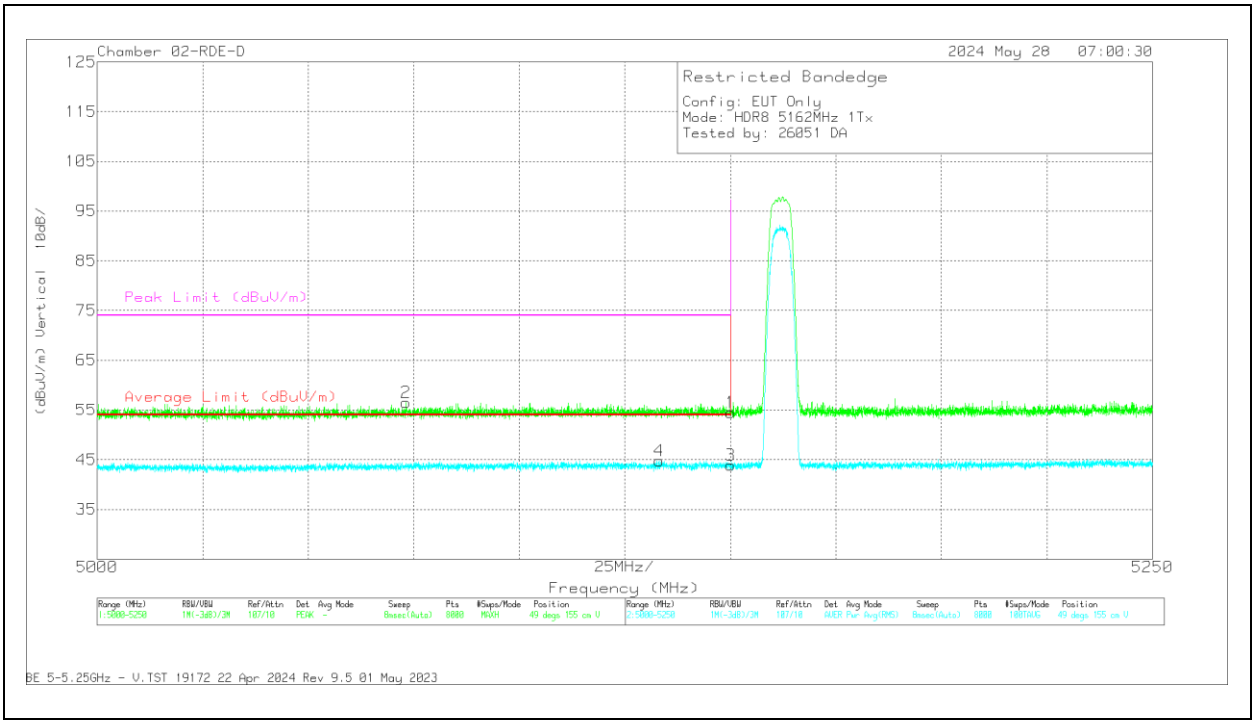

Marker	Frequency (MHz)	Meter Reading (dBuV)	Det	200896 ACF(dB/m)	Amp/Cbl (dB)	Corrected Reading (dBuV/m)	Average Limit (dBuV/m)	Margin (dB)	Peak Limit (dBuV/m)	PK Margin (dB)	Azimuth (Degs)	Height (cm)	Polarity
1	* 5150	36.96	Pk	34.1	-16.6	54.46	-	-	74	-19.54	49	155	V
2	* 5073.166	39.44	Pk	33.9	-16.8	56.54	-	-	74	-17.46	49	155	V
3	* 5150	26.36	RMS	34.1	-16.6	43.86	54	-10.14	-	-	49	155	V
4	* 5133.142	27.53	RMS	34	-16.7	44.83	54	-9.17	-	-	49	155	V

* - indicates frequency in CFR47 Pt 15 / IC RSS-Restricted Band
Pk - Peak detector
RMS - RMS detection

UL VERIFICATION SERVICES INC.
47173 Benicia Street, Fremont, CA 94538; USA TEL:(510) 319-4000 FAX:(510) 661-0888
This report shall not be reproduced except in full, without the written approval of UL Verification Services Inc.

ANT 5

BANDEDGE (LOW CHANNEL)

HORIZONTAL RESULT)

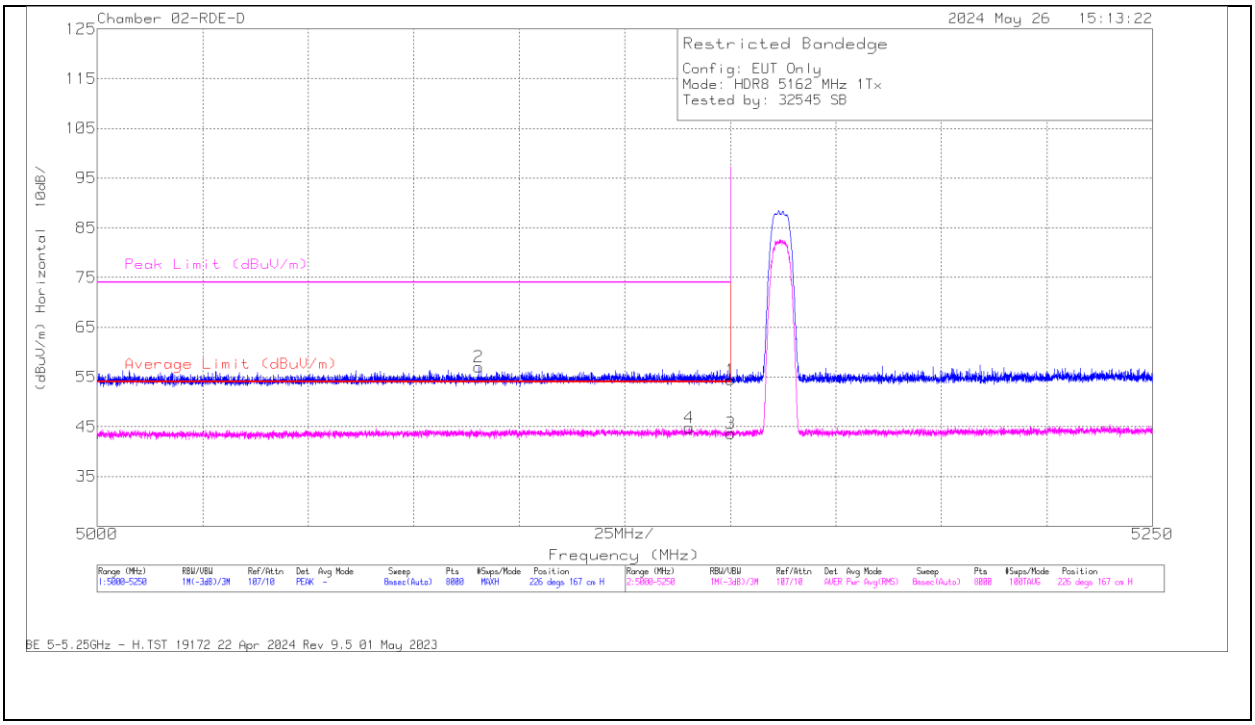

Marker	Frequency (MHz)	Meter Reading (dBuV)	Det	200896 ACF(dB/m)	Amp/Cbl (dB)	Corrected Reading (dBuV/m)	Average Limit (dBuV/m)	Margin (dB)	Peak Limit (dBuV/m)	PK Margin (dB)	Azimuth (Degs)	Height (cm)	Polarity
1	* 5150	36.92	Pk	34.1	-16.6	54.42	-	-	74	-19.58	226	167	H
2	* 5090.355	39.97	Pk	33.9	-16.8	57.07	-	-	74	-16.93	226	167	H
3	* 5150	26.16	RMS	34.1	-16.6	43.66	54	-10.34	-	-	226	167	H
4	* 5140.205	27.4	RMS	34.1	-16.7	44.8	54	-9.2	-	-	226	167	H

* - indicates frequency in CFR47 Pt 15 / IC RSS-Restricted Band
Pk - Peak detector
RMS - RMS detection

UL VERIFICATION SERVICES INC.
47173 Benicia Street, Fremont, CA 94538; USA TEL:(510) 319-4000 FAX:(510) 661-0888
This report shall not be reproduced except in full, without the written approval of UL Verification Services Inc.

VERTICAL RESULT

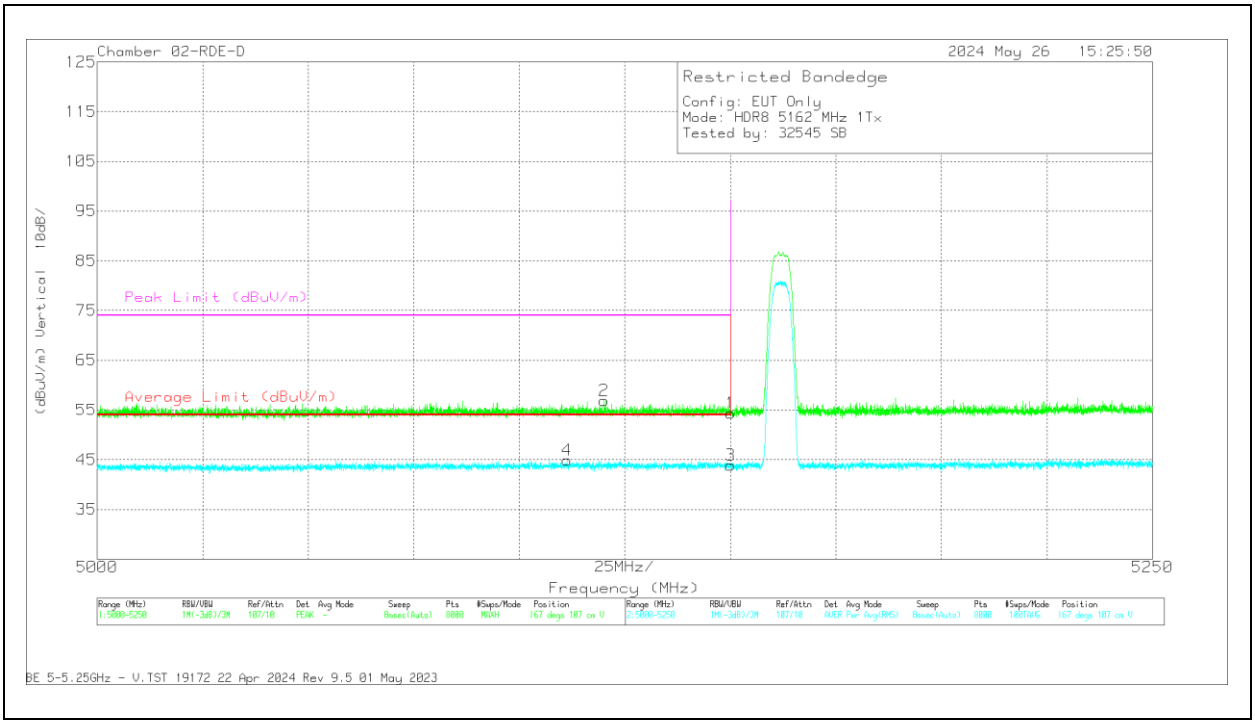

Marker	Frequency (MHz)	Meter Reading (dBuV)	Det	200896 ACF(dB/m)	Amp/Cbl (dB)	Corrected Reading (dBuV/m)	Average Limit (dBuV/m)	Margin (dB)	Peak Limit (dBuV/m)	PK Margin (dB)	Azimuth (Degs)	Height (cm)	Polarity
1	* 5150	36.86	Pk	34.1	-16.6	54.36	-	-	74	-19.64	167	107	V
2	* 5120.109	39.64	Pk	34	-16.7	56.94	-	-	74	-17.06	167	107	V
3	* 5150	26.38	RMS	34.1	-16.6	43.88	54	-10.12	-	-	167	107	V
4	* 5111.327	27.59	RMS	34	-16.7	44.89	54	-9.11	-	-	167	107	V

* - indicates frequency in CFR47 Pt 15 / IC RSS-Restricted Band
Pk - Peak detector
RMS - RMS detection

UL VERIFICATION SERVICES INC.
47173 Benicia Street, Fremont, CA 94538; USA TEL:(510) 319-4000 FAX:(510) 661-0888
This report shall not be reproduced except in full, without the written approval of UL Verification Services Inc.

2TX Antenna 6 + Antenna 5 TX BF MODE

BANDEDGE (LOW CHANNEL)

HORIZONTAL RESULT

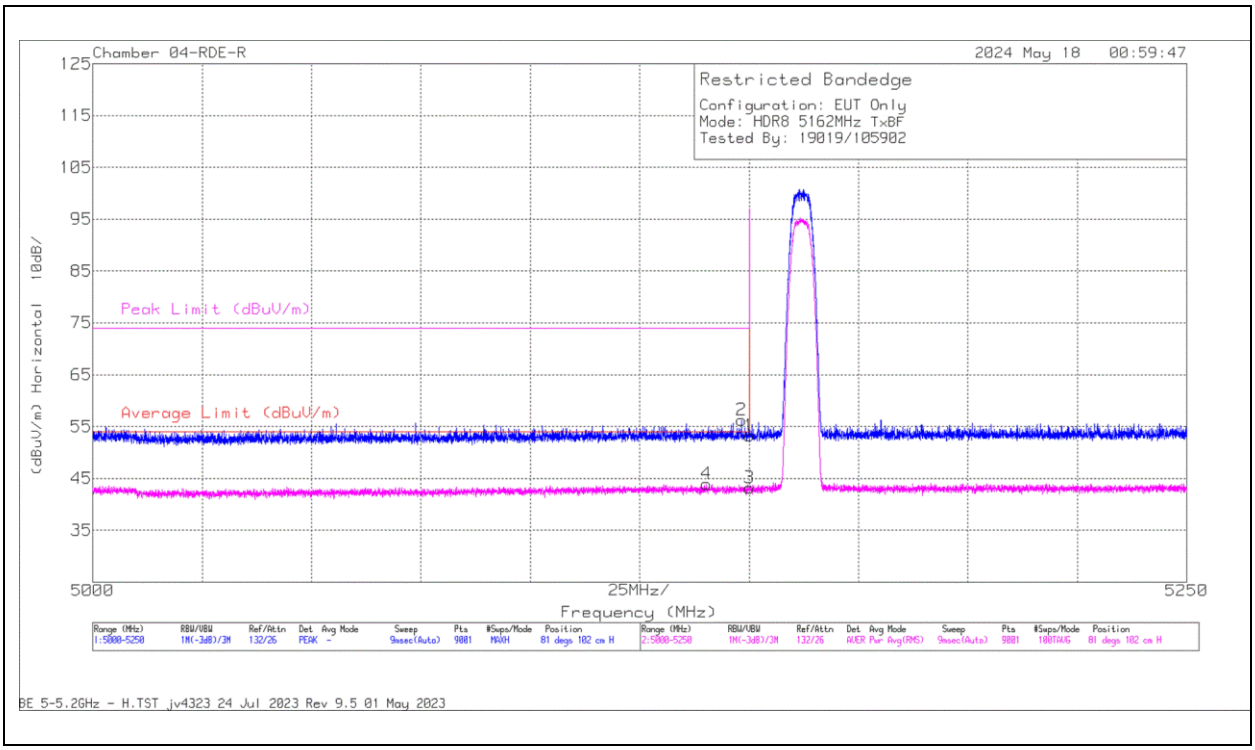

Marker	Frequency (MHz)	Meter Reading (dBuV)	Det	41112 ACF (dB/m)	Gain/Loss (dB)	Corrected Reading (dBuV/m)	Average Limit (dBuV/m)	Margin (dB)	Peak Limit (dBuV/m)	PK Margin (dB)	Azimuth (Degs)	Height (cm)	Polarity
4	5140.279	47.27	RMS	34.3	-37.57	44	54	-10	-	-	81	102	H
2	5148.251	59.51	Pk	34.3	-37.58	56.23	-	-	74	-17.77	81	102	H
1	5150	56.59	Pk	34.3	-37.6	53.29	-	-	74	-20.71	81	102	H
3	5150	46.5	RMS	34.3	-37.6	43.2	54	-10.8	-	-	81	102	H

Pk - Peak detector
RMS - RMS detection

UL VERIFICATION SERVICES INC.
47173 Benicia Street, Fremont, CA 94538; USA TEL:(510) 319-4000 FAX:(510) 661-0888
This report shall not be reproduced except in full, without the written approval of UL Verification Services Inc.

VERTICAL RESULT

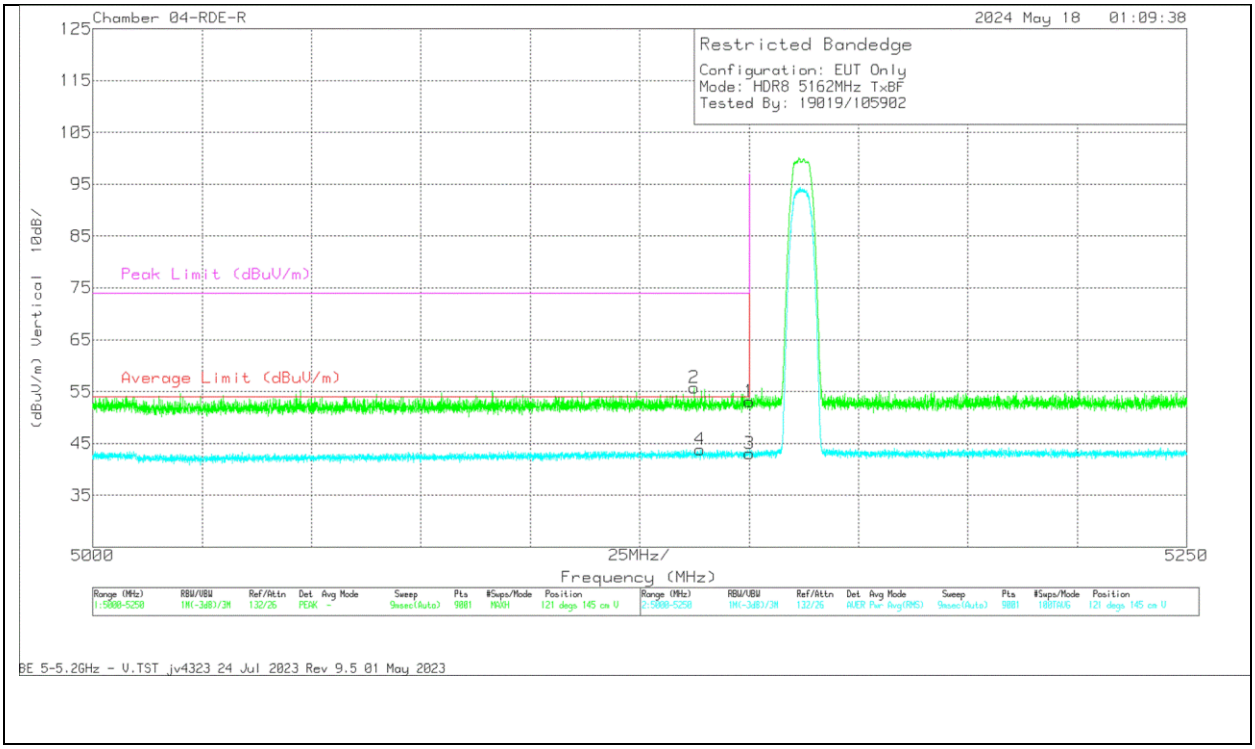

a	Frequency (MHz)	Meter Reading (dBuV)	Det	41112 ACF (dB/m)	Gain/Loss (dB)	Corrected Reading (dBuV/m)	Average Limit (dBuV/m)	Margin (dB)	Peak Limit (dBuV/m)	PK Margin (dB)	Azimuth (Degs)	Height (cm)	Polarity
2	5137.446	59	Pk	34.3	-37.54	55.76	-	-	74	-18.24	121	145	V
4	5138.751	47.06	RMS	34.3	-37.56	43.8	54	-10.2	-	-	121	145	V
1	5150	56.46	Pk	34.3	-37.6	53.16	-	-	74	-20.84	121	145	V
3	5150	46.35	RMS	34.3	-37.6	43.05	54	-10.95	-	-	121	145	V

Pk - Peak detector
RMS - RMS detection

UL VERIFICATION SERVICES INC.
47173 Benicia Street, Fremont, CA 94538; USA TEL:(510) 319-4000 FAX:(510) 661-0888
This report shall not be reproduced except in full, without the written approval of UL Verification Services Inc.

10.1.10. HDR8, HIGH POWER UNII-1 HARMONIC AND SPURIOUS IN THE 5.2 GHz BAND

LOW CHANNEL

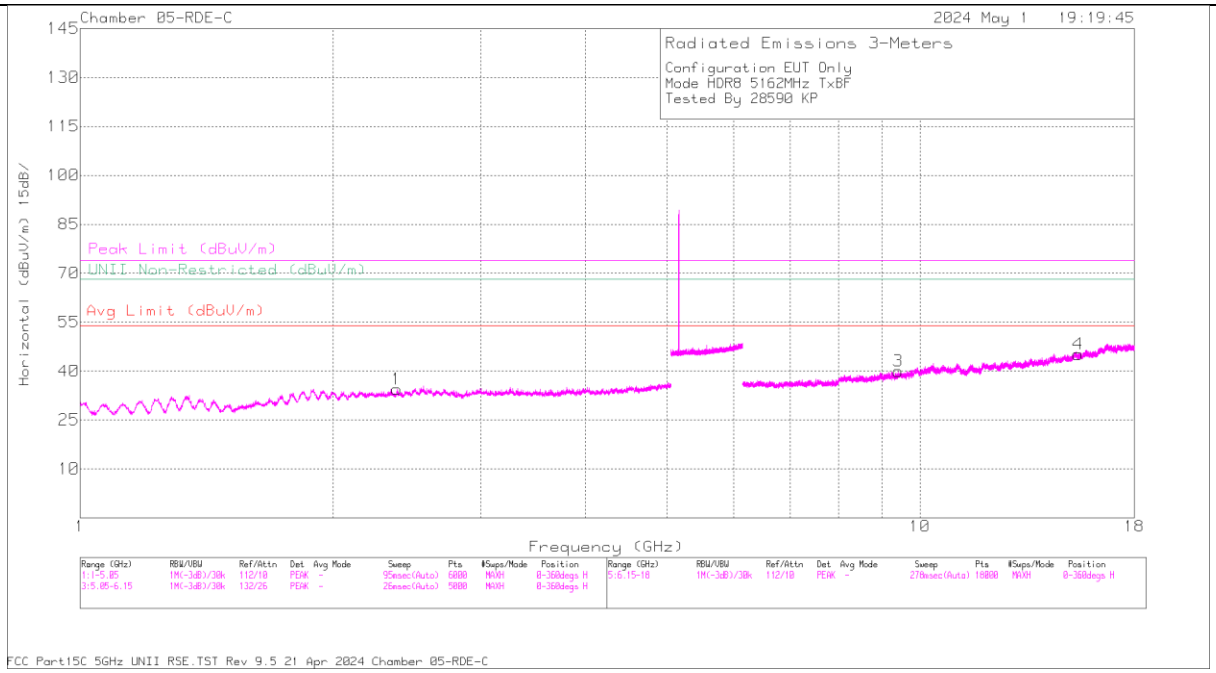

HORIZONTAL

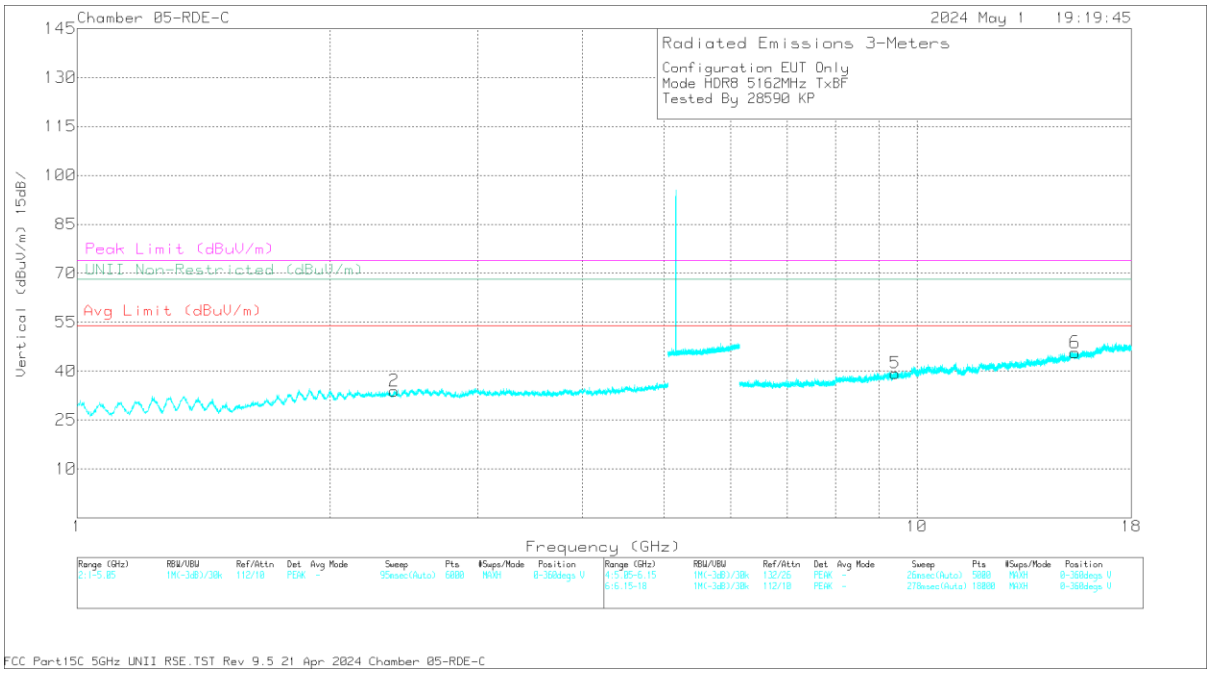

VERTICAL

UL VERIFICATION SERVICES INC.
47173 Benicia Street, Fremont, CA 94538; USA TEL:(510) 319-4000 FAX:(510) 661-0888
This report shall not be reproduced except in full, without the written approval of UL Verification Services Inc.