2TX Antenna 6 + Antenna 5 TX BF MODE

BANDEDGE (LOW CHANNEL)

HORIZONTAL RESULT

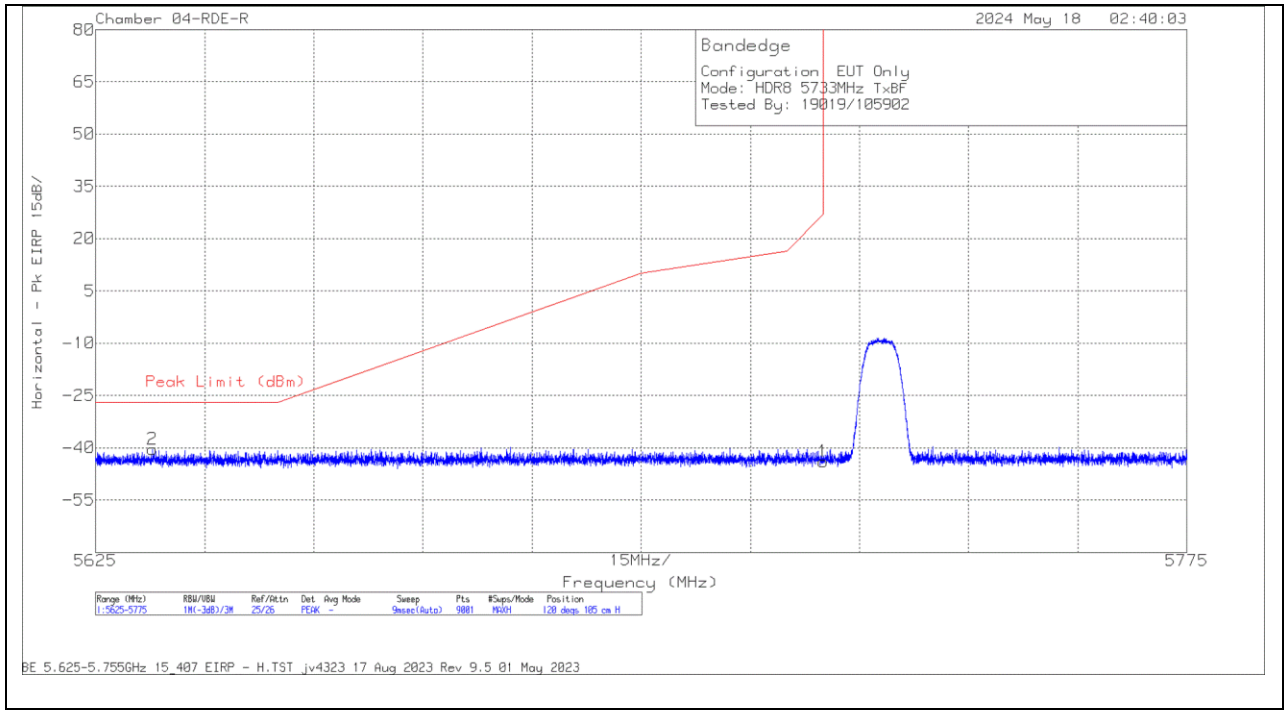

Marker	Frequency (MHz)	Meter Reading (dBm)	Det	41112 ACF (dB/m)	Conversion Factor (dB)	Gain/Loss (dB)	Corrected Reading EIRP (dBm)	Peak Limit (dBm)	PK Margin (dB)	Azimuth (Degs)	Height (cm)	Polarity
2	5632.8	-50.04	Pk	34.8	11.8	-36.93	-40.37	-27	-13.37	120	105	H
1	5725	-53.81	Pk	34.9	11.8	-36.86	-43.97	27	-70.97	120	105	H

Pk - Peak detector

UL VERIFICATION SERVICES INC.
47173 Benicia Street, Fremont, CA 94538; USA TEL:(510) 319-4000 FAX:(510) 661-0888
This report shall not be reproduced except in full, without the written approval of UL Verification Services Inc.

VERTICAL RESULT

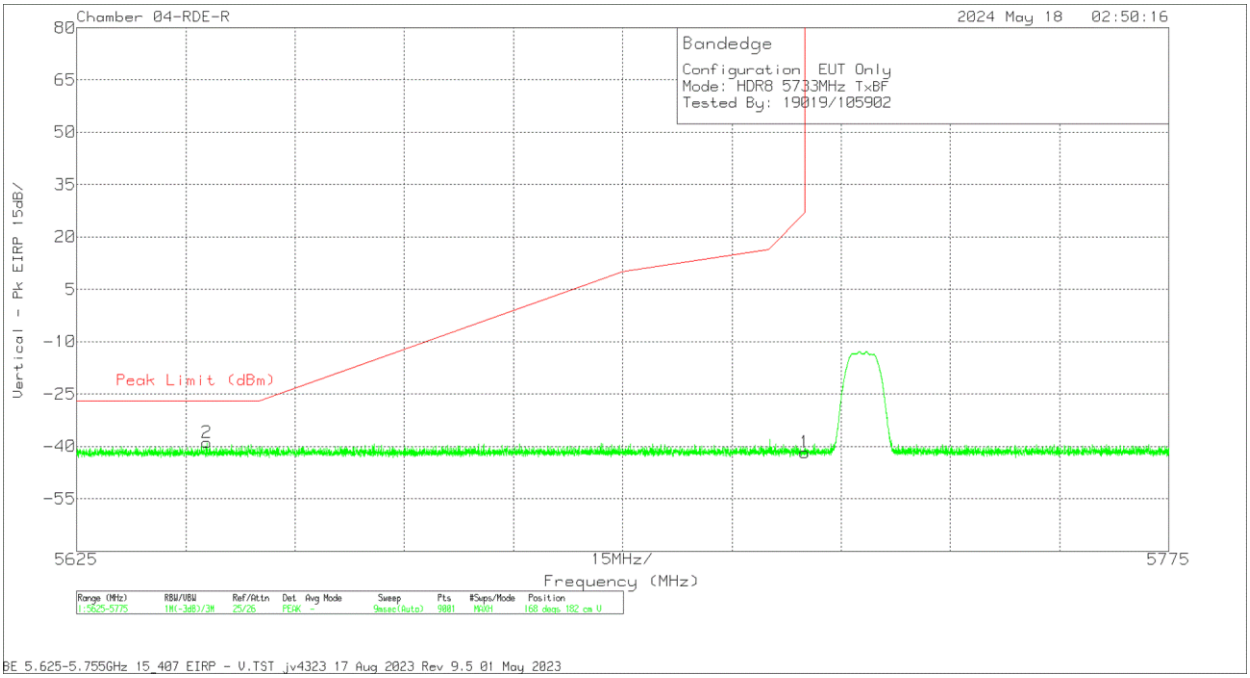

Marker	Frequency (MHz)	Meter Reading (dBm)	Det	41112 ACF (dB/m)	Conversion Factor (dB)	Gain/Loss (dB)	Corrected Reading EIRP (dBm)	Peak Limit (dBm)	PK Margin (dB)	Azimuth (Degs)	Height (cm)	Polarity
2	5642.9	-48.53	Pk	34.8	11.8	-36.92	-38.85	-27	-11.85	168	182	V
1	5725	-51.51	Pk	34.9	11.8	-36.86	-41.67	27	-68.67	168	182	V

Pk - Peak detector

UL VERIFICATION SERVICES INC.
47173 Benicia Street, Fremont, CA 94538; USA TEL:(510) 319-4000 FAX:(510) 661-0888

This report shall not be reproduced except in full, without the written approval of UL Verification Services Inc.

BANDEDGE (HIGH CHANNEL)

HORIZONTAL RESULT

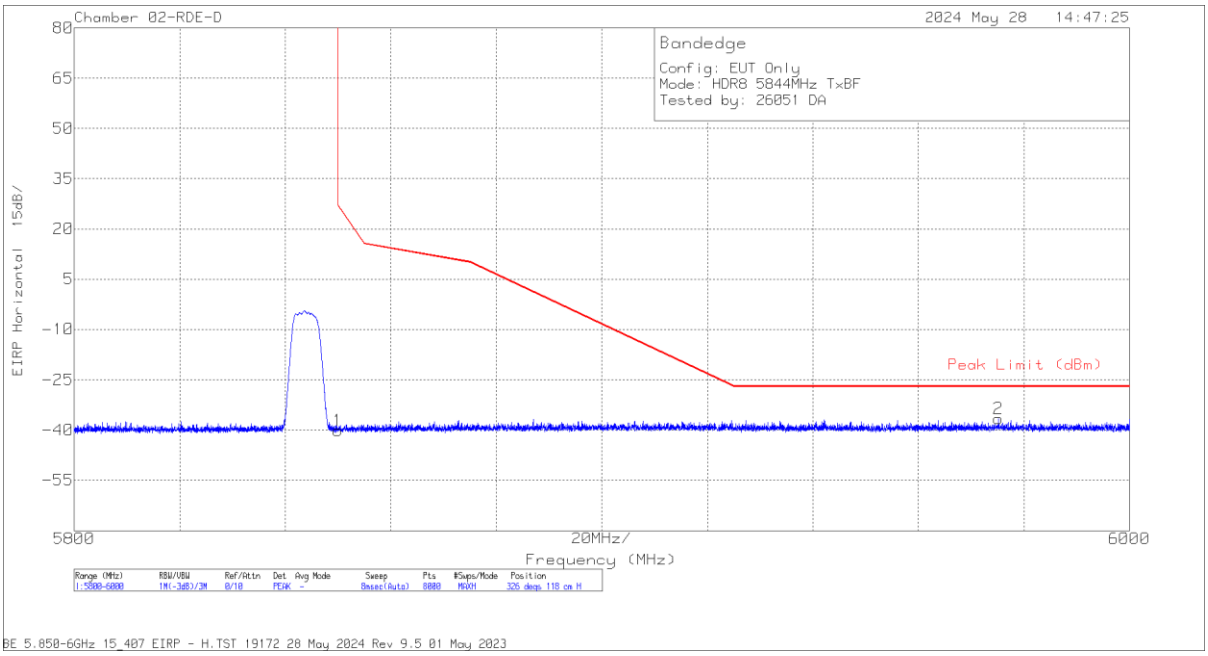

Marker	Frequency (MHz)	Meter Reading (dBm)	Det	200896 ACF(dB/m)	Amp/Cbl (dB)	Conversion Factor (dB)	Corrected Reading EIRP (dBm)	Peak Limit (dBm)	PK Margin (dB)	Azimuth (Degs)	Height (cm)	Polarity
1	5850	-71.17	Pk	35	-15.7	11.8	-40.07	27	-67.07	326	118	H
2	5975.196	-67.91	Pk	35.3	-15.8	11.8	-36.61	-27	-9.61	326	118	H

Pk - Peak detector

UL VERIFICATION SERVICES INC.
47173 Benicia Street, Fremont, CA 94538; USA TEL:(510) 319-4000 FAX:(510) 661-0888
This report shall not be reproduced except in full, without the written approval of UL Verification Services Inc.

VERTICAL RESULT

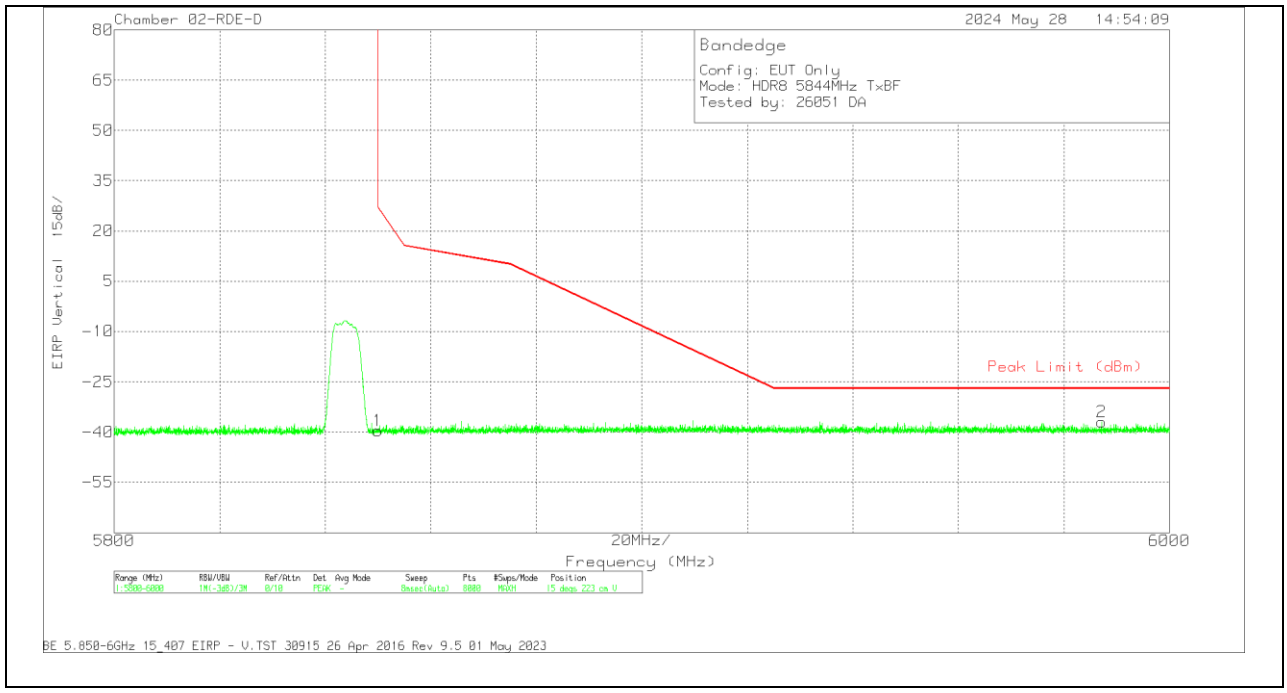

Marker	Frequency (MHz)	Meter Reading (dBm)	Det	200896 ACF(dB/m)	Amp/Cbl (dB)	Conversion Factor (dB)	Corrected Reading EIRP (dBm)	Peak Limit (dBm)	PK Margin (dB)	Azimuth (Degs)	Height (cm)	Polarity
1	5850	-70.74	Pk	35	-15.7	11.8	-39.64	27	-66.64	15	223	V
2	5987.147	-68.1	Pk	35.3	-15.9	11.8	-36.9	-27	-9.9	15	223	V

Pk - Peak detector

UL VERIFICATION SERVICES INC.
47173 Benicia Street, Fremont, CA 94538; USA TEL:(510) 319-4000 FAX:(510) 661-0888
This report shall not be reproduced except in full, without the written approval of UL Verification Services Inc.

10.1.24. HDR8, LOW POWER UNII-3 HARMONIC AND SPURIOUS IN THE 5.8 GHz BAND

LOW CHANNEL

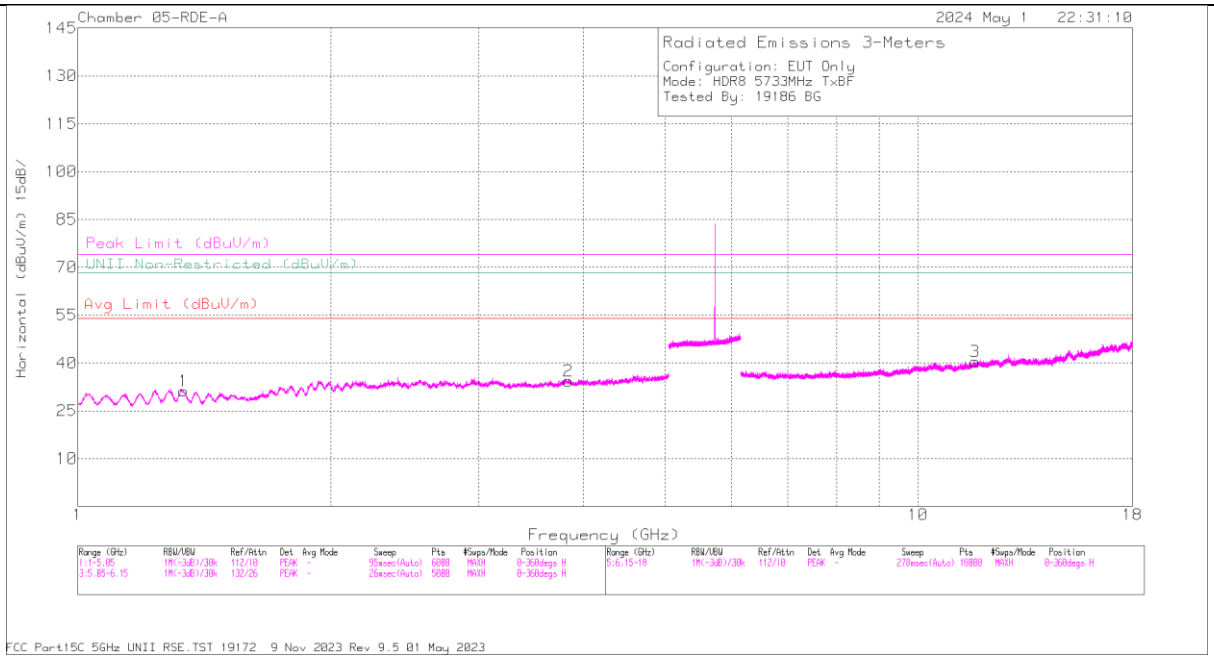

HORIZONTAL

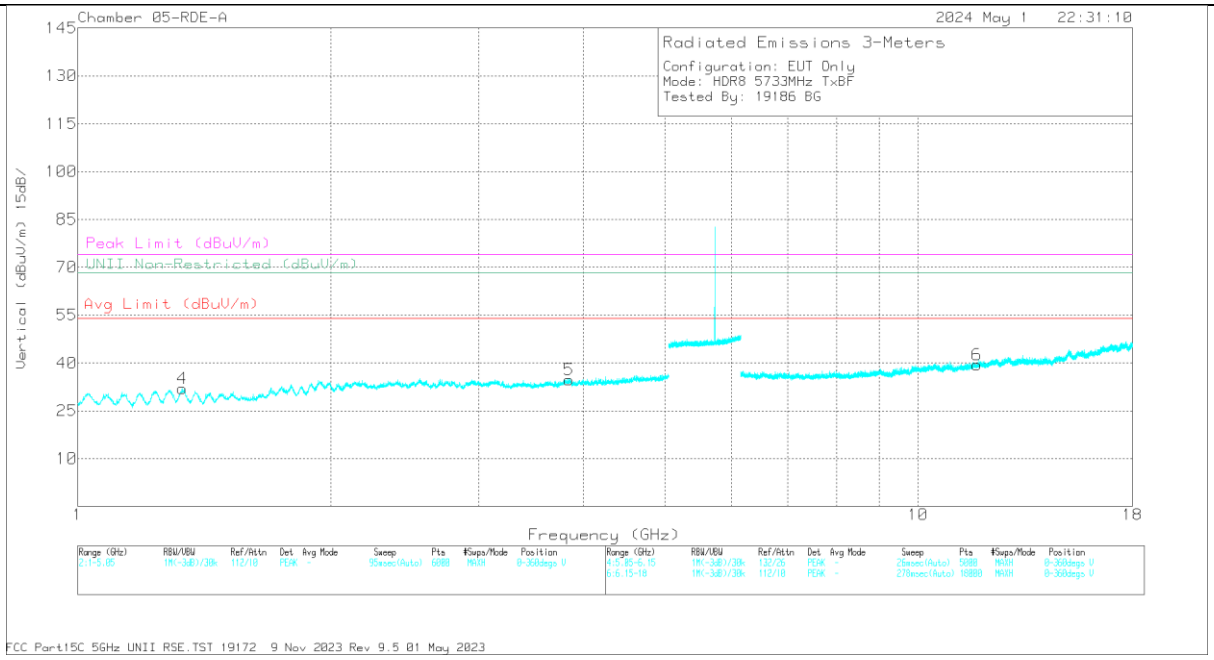

VERTICAL

UL VERIFICATION SERVICES INC.
47173 Benicia Street, Fremont, CA 94538; USA TEL:(510) 319-4000 FAX:(510) 661-0888

This report shall not be reproduced except in full, without the written approval of UL Verification Services Inc.

DATA:

Marker	Frequency (GHz)	Meter Reading (dBuV)	Det	80403 ACF 3m (dB/m)	Gain/Loss (dB)	Corrected Reading (dBuV/m)	Avg Limit (dBuV/m)	Margin (dB)	Peak Limit (dBuV/m)	PK Margin (dB)	Azimuth (Degs)	Height (cm)	Polarity
1	* 1.335635	62.09	PK-U	28.6	-49.5	41.19	-	-	74	-32.81	281	138	H
1	* 1.335251	50.86	ADR	28.6	-49.5	29.96	54	-24.04	-	-	281	138	H
2	* 3.838083	57.39	PK-U	33.5	-46.2	44.69	-	-	74	-29.31	247	135	H
2	* 3.83865	45.51	ADR	33.5	-46.2	32.81	54	-21.19	-	-	247	135	H
4	* 1.331655	62.47	PK-U	28.7	-49.5	41.67	-	-	74	-32.33	60	181	V
4	* 1.331967	51.27	ADR	28.7	-49.5	30.47	54	-23.53	-	-	60	181	V
5	* 3.844376	57.32	PK-U	33.5	-46.2	44.62	-	-	74	-29.38	91	314	V
5	* 3.847503	45.73	ADR	33.5	-46.2	33.03	54	-20.97	-	-	91	314	V
3	* 11.687769	53	PK-U	38.5	-42.2	49.3	-	-	74	-24.7	97	223	H
3	* 11.687879	41.88	ADR	38.5	-42.2	38.18	54	-15.82	-	-	97	223	H
6	* 11.766182	53.07	PK-U	38.6	-42.5	49.17	-	-	74	-24.83	151	181	V
6	* 11.765132	42.06	ADR	38.6	-42.5	38.16	54	-15.84	-	-	151	181	V

* - indicates frequency in CFR47 Pt 15 / IC RSS-Restricted Band
PK-U - U-NII: Maximum Peak
ADR - U-NII AD primary method, RMS average

UL VERIFICATION SERVICES INC.
47173 Benicia Street, Fremont, CA 94538; USA TEL:(510) 319-4000 FAX:(510) 661-0888
This report shall not be reproduced except in full, without the written approval of UL Verification Services Inc.

MID CHANNEL

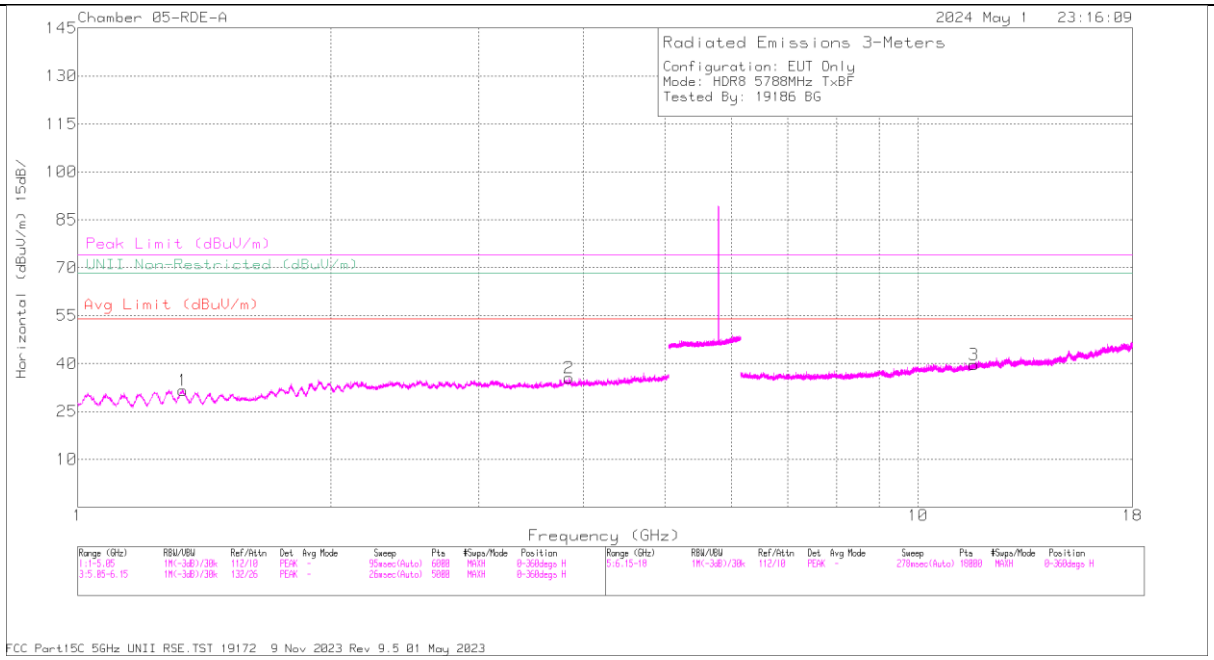

HORIZONTAL

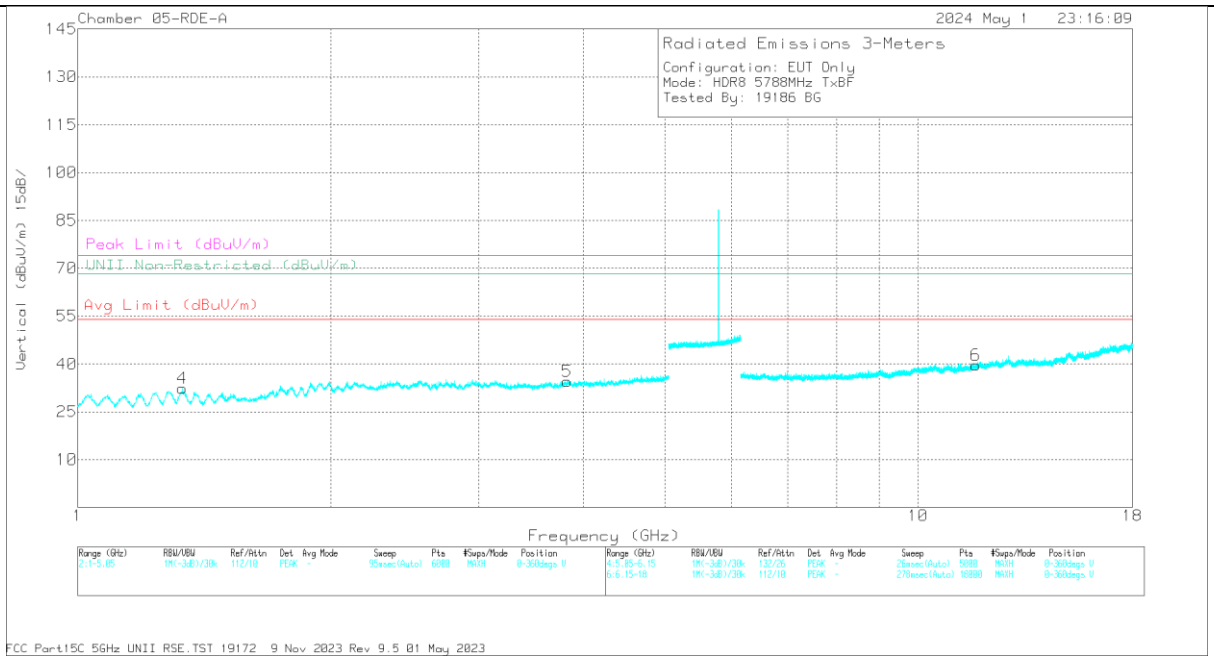

VERTICAL

UL VERIFICATION SERVICES INC.
47173 Benicia Street, Fremont, CA 94538; USA TEL:(510) 319-4000 FAX:(510) 661-0888

This report shall not be reproduced except in full, without the written approval of UL Verification Services Inc.

DATA:

Marker	Frequency (GHz)	Meter Reading (dBuV)	Det	80403 ACF 3m (dB/m)	Gain/Loss (dB)	Corrected Reading (dBuV/m)	Avg Limit (dBuV/m)	Margin (dB)	Peak Limit (dBuV/m)	PK Margin (dB)	Azimuth (Degs)	Height (cm)	Polarity
2	* 3.843509	57.43	PK-U	33.5	-46.2	44.73	-	-	74	-29.27	43	239	H
2	* 3.84441	45.56	ADR	33.5	-46.2	32.86	54	-21.14	-	-	43	239	H
1	* 1.333523	62.79	PK-U	28.6	-49.5	41.89	-	-	74	-32.11	216	137	H
1	* 1.333973	51.03	ADR	28.6	-49.5	30.13	54	-23.87	-	-	216	137	H
4	* 1.33282	62.94	PK-U	28.7	-49.5	42.14	-	-	74	-31.86	50	162	V
4	* 1.330845	50.97	ADR	28.7	-49.52	30.15	54	-23.85	-	-	50	162	V
5	* 3.82242	57.76	PK-U	33.4	-46.5	44.66	-	-	74	-29.34	263	124	V
5	* 3.819508	46.1	ADR	33.4	-46.6	32.9	54	-21.1	-	-	263	124	V
3	* 11.65393	54.03	PK-U	38.4	-42.31	50.12	-	-	74	-23.88	222	195	H
3	* 11.652743	41.9	ADR	38.4	-42.4	37.9	54	-16.1	-	-	222	195	H
6	* 11.707044	53.33	PK-U	38.5	-42.4	49.43	-	-	74	-24.57	204	328	V
6	* 11.707405	41.61	ADR	38.5	-42.44	37.67	54	-16.33	-	-	204	328	V

* - indicates frequency in CFR47 Pt 15 / IC RSS-Restricted Band
PK-U - U-NII: Maximum Peak
ADR - U-NII AD primary method, RMS average

UL VERIFICATION SERVICES INC.
47173 Benicia Street, Fremont, CA 94538; USA TEL:(510) 319-4000 FAX:(510) 661-0888
This report shall not be reproduced except in full, without the written approval of UL Verification Services Inc.

HIGH CHANNEL

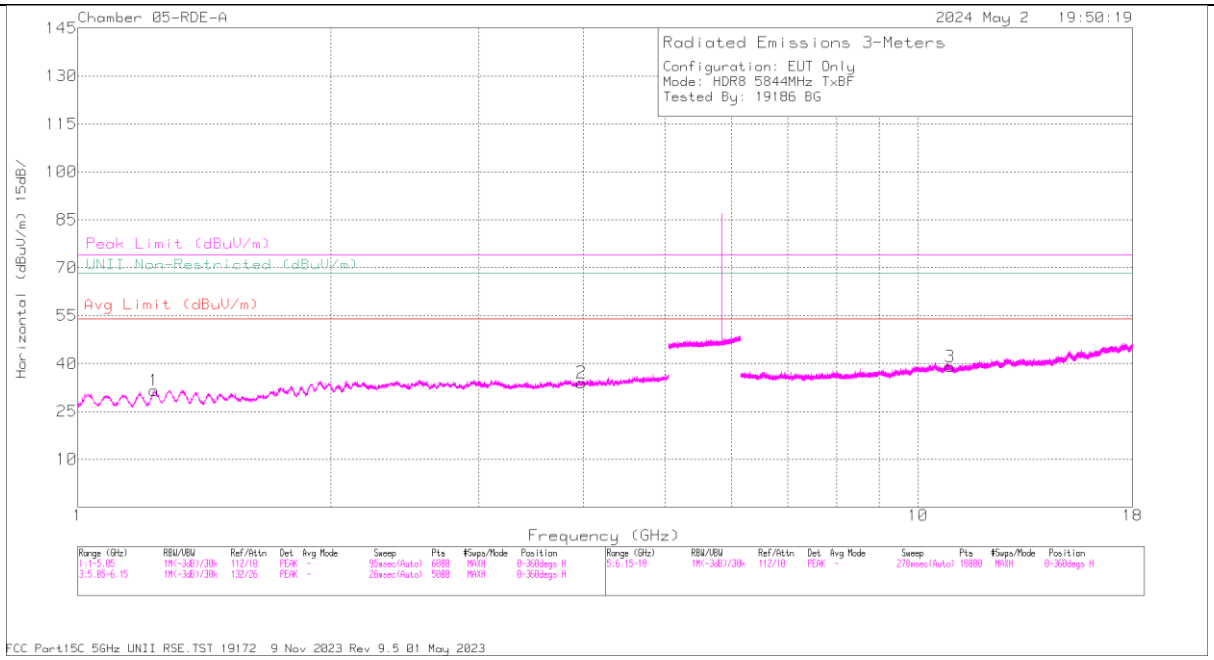

HORIZONTAL

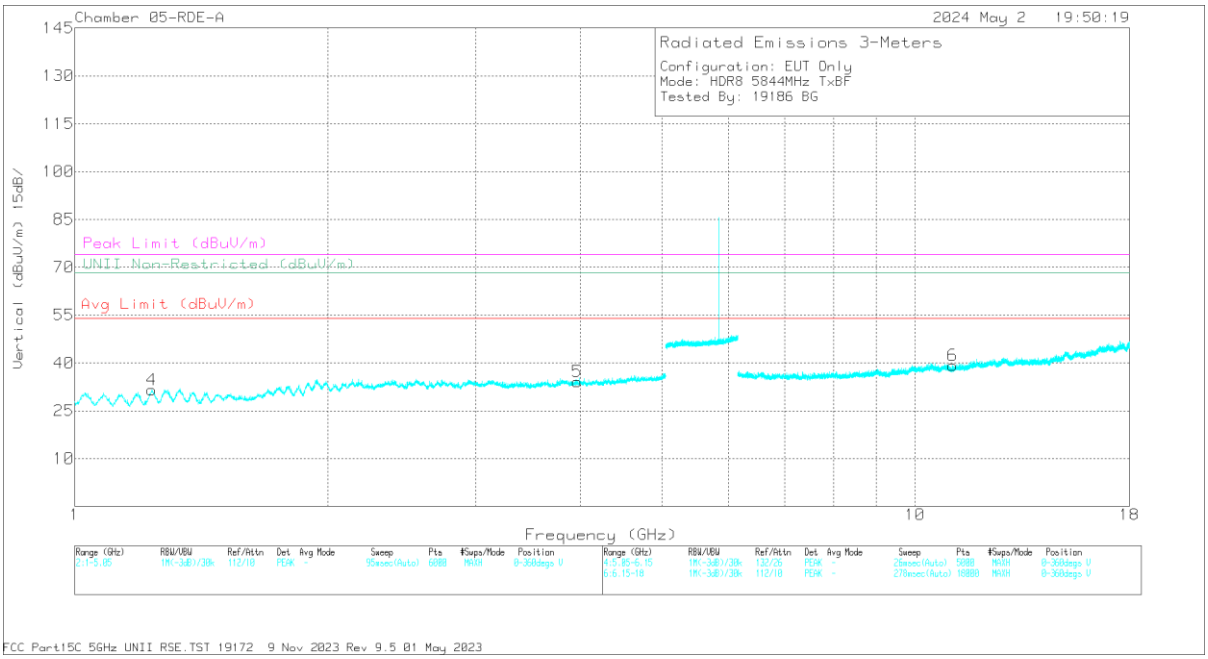

VERTICAL

UL VERIFICATION SERVICES INC.
47173 Benicia Street, Fremont, CA 94538; USA TEL:(510) 319-4000 FAX:(510) 661-0888
This report shall not be reproduced except in full, without the written approval of UL Verification Services Inc.

DATA:

Marker	Frequency (GHz)	Meter Reading (dBuV)	Det	80403 ACF 3m (dB/m)	Gain/Loss (dB)	Corrected Reading (dBuV/m)	Avg Limit (dBuV/m)	Margin (dB)	Peak Limit (dBuV/m)	PK Margin (dB)	Azimuth (Degs)	Height (cm)	Polarity
1	* 1.230692	62.91	PK-U	28.6	-49.87	41.64	-	-	74	-32.36	349	213	H
1	* 1.233812	50.87	ADR	28.6	-49.82	29.65	54	-24.35	-	-	349	213	H
2	* 3.975804	57.28	PK-U	33.6	-47	43.88	-	-	74	-30.12	298	260	H
2	* 3.976955	45.78	ADR	33.6	-47	32.38	54	-21.62	-	-	298	260	H
4	* 1.236517	62.7	PK-U	28.7	-49.8	41.6	-	-	74	-32.4	280	194	V
4	* 1.236038	51.03	ADR	28.6	-49.8	29.83	54	-24.17	-	-	280	194	V
5	* 3.967519	57.95	PK-U	33.6	-47	44.55	-	-	74	-29.45	146	358	V
5	* 3.967418	45.76	ADR	33.6	-47	32.36	54	-21.64	-	-	146	358	V
3	* 10.908847	53.91	PK-U	37.9	-43.2	48.61	-	-	74	-25.39	146	123	H
3	* 10.910675	42.37	ADR	37.9	-43.13	37.14	54	-16.86	-	-	146	123	H
6	* 11.090771	53.72	PK-U	37.9	-43.1	48.52	-	-	74	-25.48	86	107	V
6	* 11.091741	42.13	ADR	37.9	-43.1	36.93	54	-17.07	-	-	86	107	V

* - indicates frequency in CFR47 Pt 15 / IC RSS-Restricted Band
PK-U - U-NII: Maximum Peak
ADR - U-NII AD primary method, RMS average

UL VERIFICATION SERVICES INC.
47173 Benicia Street, Fremont, CA 94538; USA TEL:(510) 319-4000 FAX:(510) 661-0888
This report shall not be reproduced except in full, without the written approval of UL Verification Services Inc.

10.2. WORST CASE BELOW 1 GHz

SPURIOUS EMISSIONS 30 TO 1000 MHz (WORST-CASE CONFIGURATION)

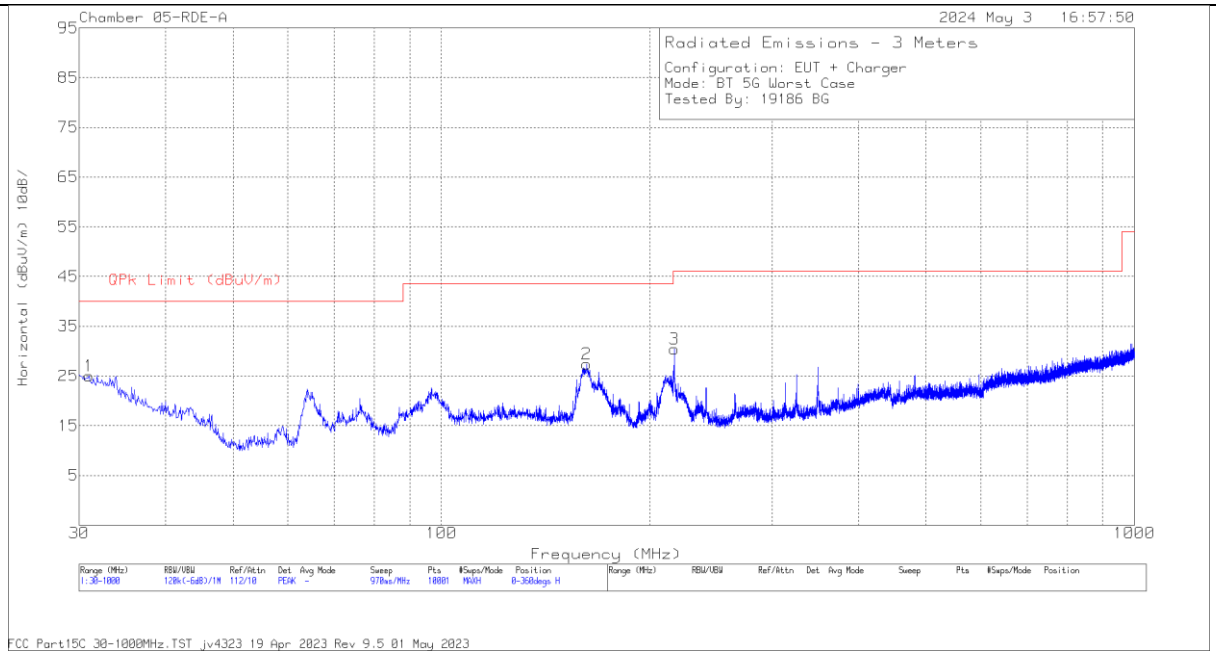

HORIZONTAL

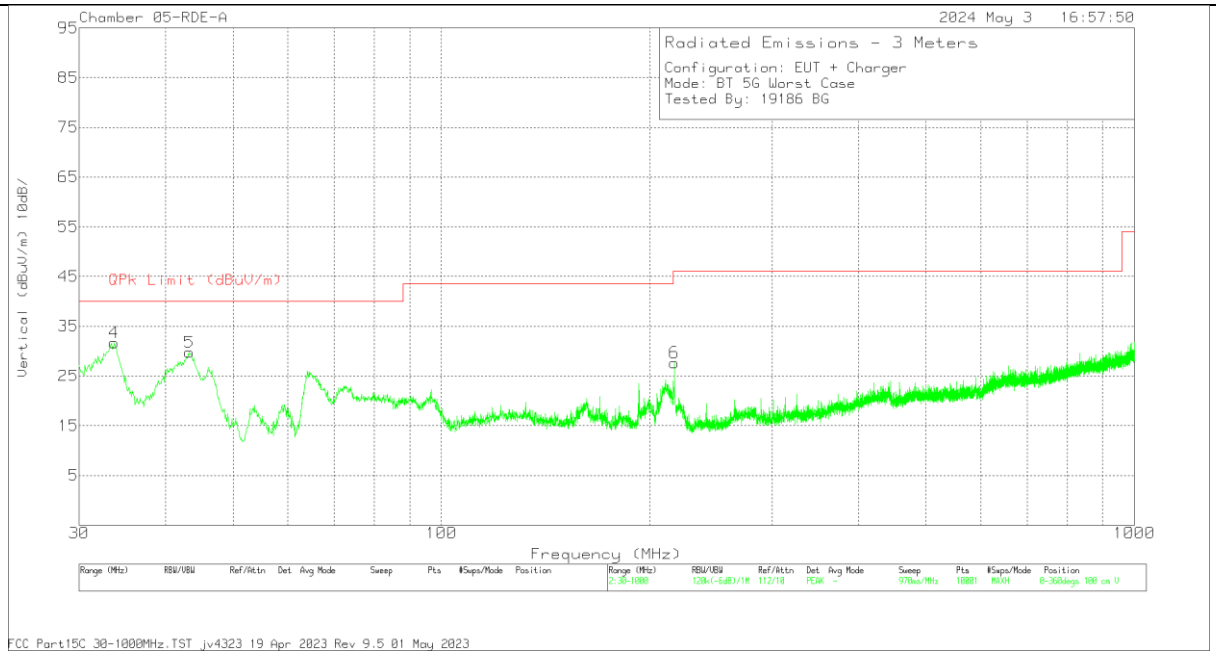

VERTICAL

UL VERIFICATION SERVICES INC.
47173 Benicia Street, Fremont, CA 94538; USA TEL:(510) 319-4000 FAX:(510) 661-0888
This report shall not be reproduced except in full, without the written approval of UL Verification Services Inc.

Below 1GHz Data

Marker	Frequency (MHz)	Meter Reading (dBuV)	Det	80508 ACF (dB/m)	Amp/Cbl (dB)	Corrected Reading (dBuV/m)	QPk Limit (dBuV/m)	Margin (dB)	Azimuth (Degs)	Height (cm)	Polarity
2	* 162.114	41.37	Pk	17.9	-31.9	27.37	43.52	-16.15	0-360	199	H
1	30.97	31.07	Pk	26.5	-32.6	24.97	40	-15.03	0-360	399	H
4	33.686	39.79	Pk	24.5	-32.6	31.69	40	-8.31	0-360	100	V
	33.686	35.54	Qp	24.6	-32.6	27.54	40	-12.46	198	107	V
5	43.289	45.14	Pk	17.1	-32.5	29.74	40	-10.26	0-360	100	V
6	216.725	42.84	Pk	16.4	-31.6	27.64	46.02	-18.38	0-360	100	V
3	216.822	45.62	Pk	16.4	-31.6	30.42	46.02	-15.6	0-360	99	H

* - indicates frequency in CFR47 Pt 15 / IC RSS-Restricted Band
Pk - Peak detector
Qp - Quasi-Peak detector

UL VERIFICATION SERVICES INC.
47173 Benicia Street, Fremont, CA 94538; USA TEL:(510) 319-4000 FAX:(510) 661-0888
This report shall not be reproduced except in full, without the written approval of UL Verification Services Inc.

10.3. WORST CASE 18-26 GHz

SPURIOUS EMISSIONS 18-26 GHz (WORST-CASE CONFIGURATION)

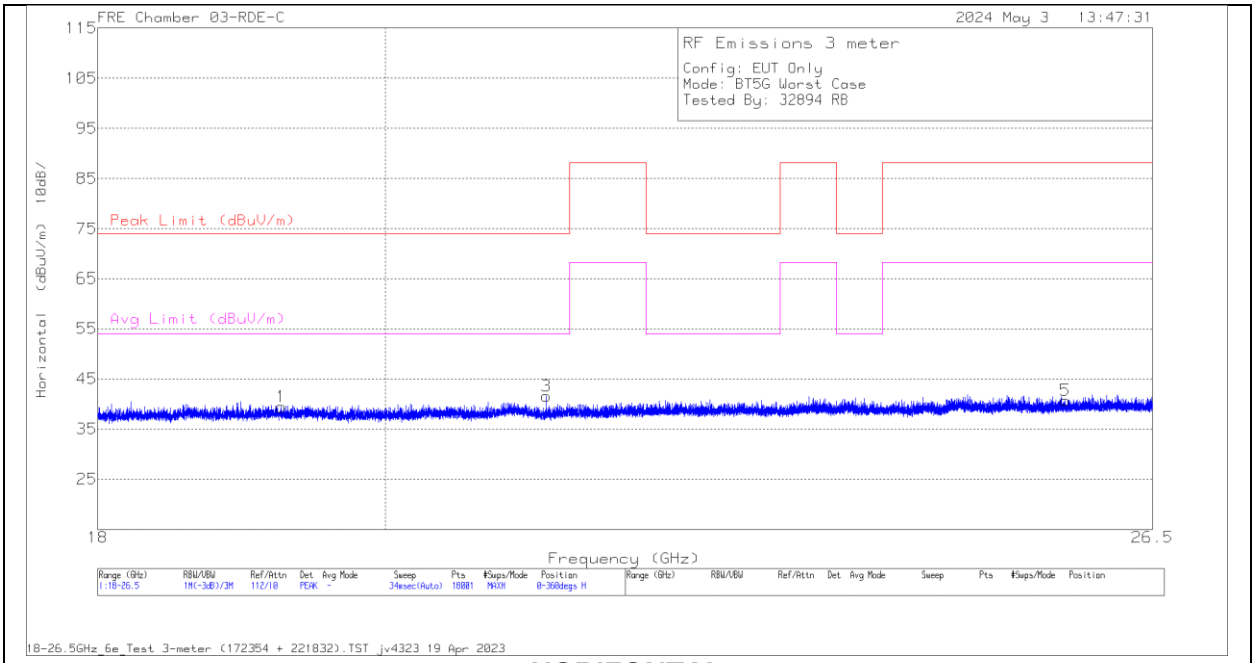

HORIZONTAL

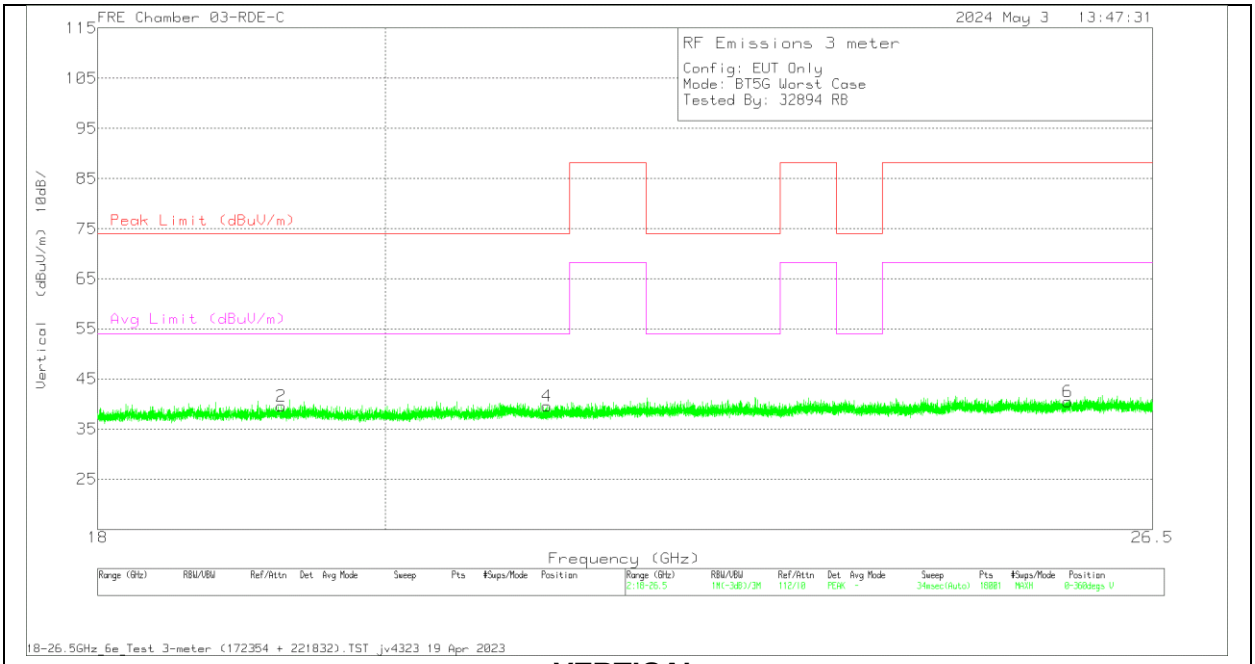

VERTICAL

UL VERIFICATION SERVICES INC.
47173 Benicia Street, Fremont, CA 94538; USA TEL:(510) 319-4000 FAX:(510) 661-0888

This report shall not be reproduced except in full, without the written approval of UL Verification Services Inc.

18 – 26GHz Data

Marker	Frequency (GHz)	Meter Reading (dBuV)	Det	172354 3m AF (dB/m)	18-26GHz Amp	Cbl (dB)	Corrected Reading (dBuV/m)	Peak Limit (dBuV/m)	PK Margin (dB)	Avg Limit (dBuV/m)	Margin (dB)	Azimuth (Degs)	Height (cm)	Polarity
1	* 19.252333	57.41	Pk	32.5	-62.9	12.4	39.41	74	-34.59	54	-14.59	0-360	101	H
3	* 21.220554	57.29	Pk	32.7	-61.5	13.1	41.59	74	-32.41	54	-12.41	0-360	200	H
2	* 19.255166	57.56	Pk	32.5	-62.9	12.4	39.56	74	-34.44	54	-14.44	0-360	101	V
4	* 21.223387	55.32	Pk	32.7	-61.5	13.1	39.62	74	-34.38	54	-14.38	0-360	101	V
5	25.665108	53.92	Pk	33.8	-61.4	14.4	40.72	74	-33.28	54	-13.28	0-360	101	H
6	25.689663	53.62	Pk	33.8	-61.3	14.4	40.52	74	-33.48	54	-13.48	0-360	200	V

* - indicates frequency in CFR47 Pt 15 / IC RSS-Restricted Band
Pk - Peak detector

UL VERIFICATION SERVICES INC.
47173 Benicia Street, Fremont, CA 94538; USA TEL:(510) 319-4000 FAX:(510) 661-0888
This report shall not be reproduced except in full, without the written approval of UL Verification Services Inc.

10.4. WORST CASE 26-40 GHz

SPURIOUS EMISSIONS 26-40 GHz (WORST-CASE CONFIGURATION)

HORIZONTAL

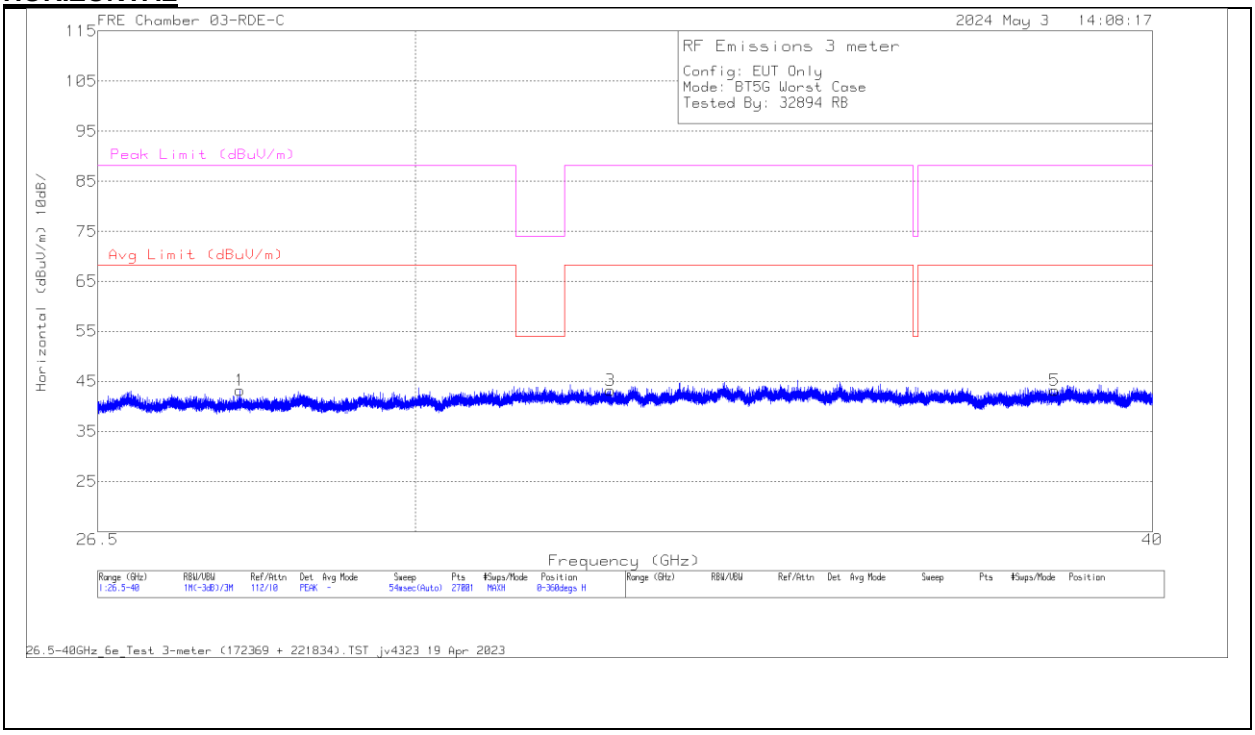

VERTICAL

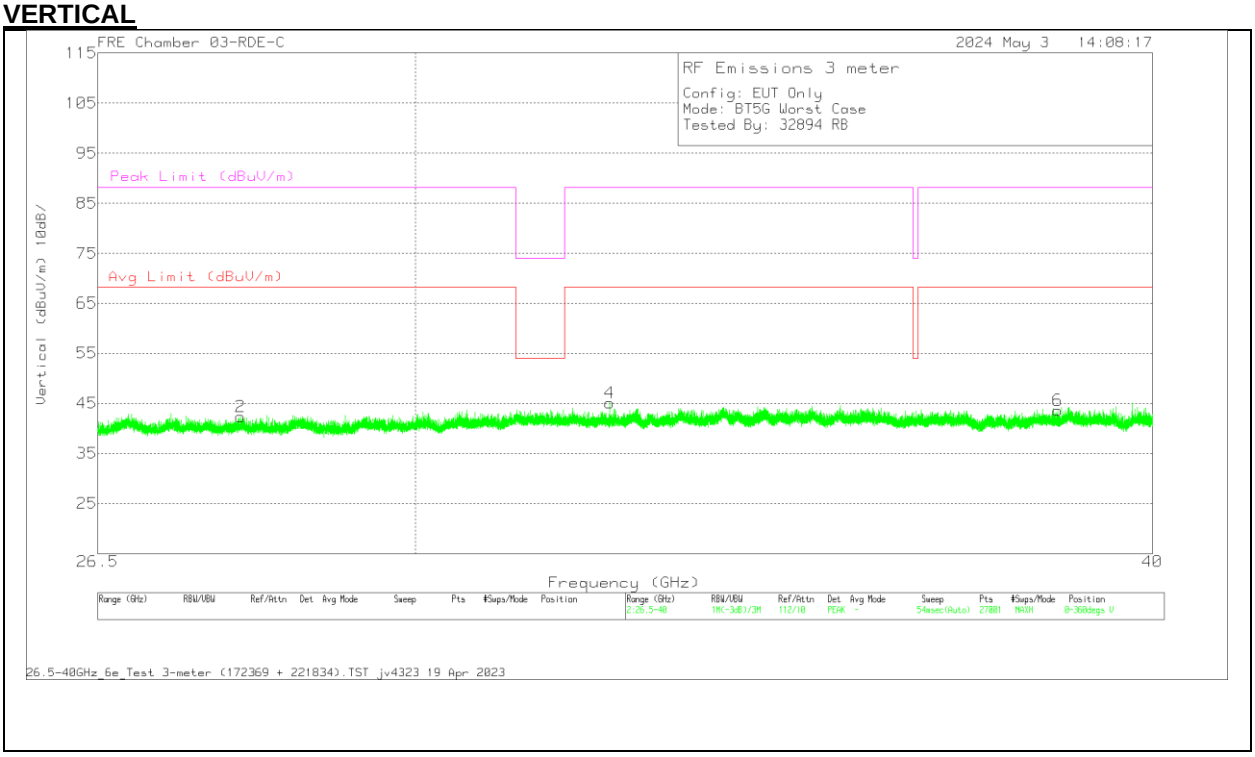

UL VERIFICATION SERVICES INC.
47173 Benicia Street, Fremont, CA 94538; USA TEL:(510) 319-4000 FAX:(510) 661-0888

This report shall not be reproduced except in full, without the written approval of UL Verification Services Inc.

26 – 40GHz Data

Marker	Frequency (GHz)	Meter Reading (dBuV)	Det	172369 3m AF (dB/m)	221834 amp/cbl (dB)	Cbl (dB)	Corrected Reading (dBuV/m)	Avg Limit (dBuV/m)	Margin (dB)	Peak Limit (dBuV/m)	PK Margin (dB)	Azimuth (Degs)	Height (cm)	Polarity
1	28.0145	54.55	Pk	35.8	-62.4	15.3	43.25	54	-10.75	74	-30.75	0-360	200	H
2	28.0185	53.67	Pk	35.8	-62.4	15.3	42.37	54	-11.63	74	-31.63	0-360	101	V
4	32.359	53.39	Pk	36.6	-61.3	16.4	45.09	54	-8.91	74	-28.91	0-360	101	V
3	32.3705	51.59	Pk	36.6	-61.4	16.4	43.19	54	-10.81	74	-30.81	0-360	101	H
5	38.5055	54	Pk	38.2	-67	18	43.2	54	-10.80	74	-30.80	0-360	200	H
6	38.545	54.38	Pk	38.2	-67	18	43.58	54	-10.46	74	-30.46	0-360	200	V

Pk - Peak detector

UL VERIFICATION SERVICES INC.
47173 Benicia Street, Fremont, CA 94538; USA TEL:(510) 319-4000 FAX:(510) 661-0888

This report shall not be reproduced except in full, without the written approval of UL Verification Services Inc.

11. AC POWERLINE CONDUCTED EMISSIONS

LIMITS

FCC §15.207 (a)

RSS-Gen 8.8

Frequency of Emission (MHz)	Conducted Limit (dBµV)	
	Quasi-peak	Average
0.15-0.5	66 to 56 *	56 to 46 *
0.5-5	56	46
5-30	60	50

*Decreases with the logarithm of the frequency.

TEST PROCEDURE

The EUT is placed on a non-conducting table 40 cm from the vertical ground plane and 80 cm above the horizontal ground plane. The EUT is configured in accordance with ANSI C63.10.

The receiver is set to a resolution bandwidth of 9 kHz. Peak detection is used unless otherwise noted as quasi-peak or average.

Line conducted data is recorded for both NEUTRAL and HOT lines.

RESULTS

UL VERIFICATION SERVICES INC.
47173 Benicia Street, Fremont, CA 94538; USA TEL:(510) 319-4000 FAX:(510) 661-0888

This report shall not be reproduced except in full, without the written approval of UL Verification Services Inc.

11.1. AC POWER LINE WITH LAPTOP

LINE 1 RESULTS

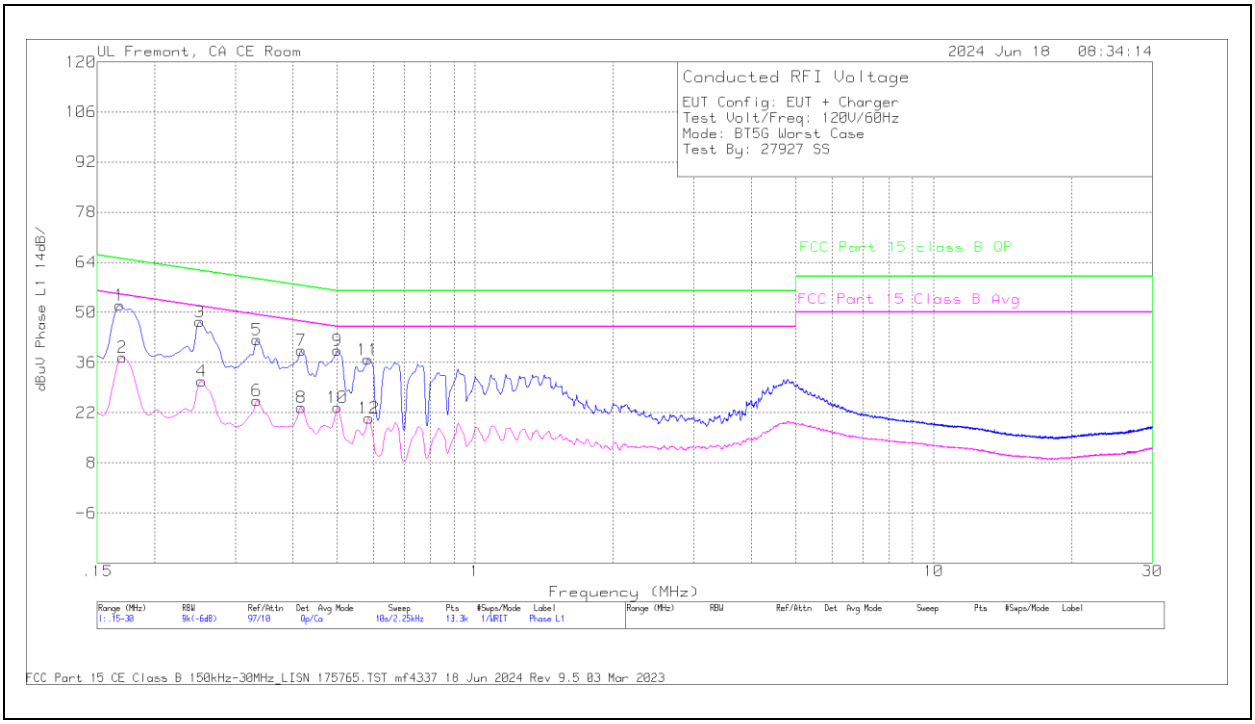

Range 1: Phase L1 .15 - 30MHz												
Marker	Frequency (MHz)	Meter Reading (dBuV)	Det	Cbl (dB)	LISN (dB)	Trns Limiter (dB)	10dB Atten (dB)	Corrected Reading (dBuV)	FCC Part 15 Class B Avg (dBuV)	Margin (dB)	FCC Part 15 class B QP (dBuV)	Margin (dB)
2	.1703	17.87	Ca	0	.1	9.5	10	37.47	54.95	-17.48	-	-
4	.2535	11.4	Ca	0	0	9.4	10	30.8	51.64	-20.84	-	-
6	.3345	5.98	Ca	0	0	9.4	10	25.38	49.34	-23.96	-	-
8	.4178	4.12	Ca	0	0	9.4	10	23.52	47.49	-23.97	-	-
10	.501	4.12	Ca	0	0	9.3	10	23.42	46	-22.58	-	-
12	.5865	1.06	Ca	0	0	9.4	10	20.46	46	-25.54	-	-
1	.168	32.44	Qp	0	.1	9.5	10	52.04	-	-	65.06	-13.02
3	.2513	27.98	Qp	0	0	9.4	10	47.38	-	-	61.72	-14.34
5	.3345	22.94	Qp	0	0	9.4	10	42.34	-	-	59.34	-17
7	.4178	19.95	Qp	0	0	9.4	10	39.35	-	-	57.49	-18.14
9	.501	20.12	Qp	0	0	9.3	10	39.42	-	-	56	-16.58
11	.5843	17.45	Qp	0	0	9.4	10	36.85	-	-	56	-19.15

Qp - Quasi-Peak detector
Ca - CISPR average detection

UL VERIFICATION SERVICES INC.
47173 Benicia Street, Fremont, CA 94538; USA TEL:(510) 319-4000 FAX:(510) 661-0888
This report shall not be reproduced except in full, without the written approval of UL Verification Services Inc.

LINE 2 RESULTS

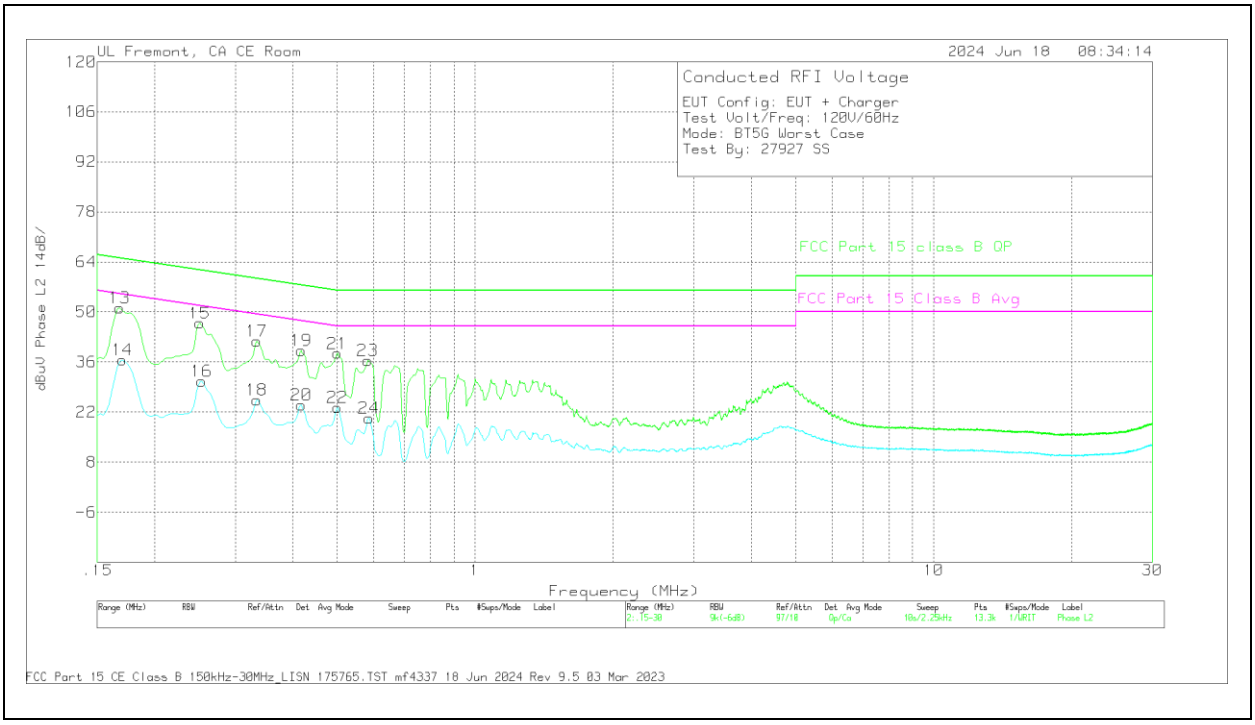

Range 2: Phase L2 .15 - 30MHz												
Marker	Frequency (MHz)	Meter Reading (dBuV)	Det	Cbl (dB)	LISN (dB)	Trns Limiter (dB)	10dB Atten (dB)	Corrected Reading (dBuV)	FCC Part 15 Class B Avg (dBuV)	Margin (dB)	FCC Part 15 class B QP (dBuV)	Margin (dB)
14	.1703	17.05	Ca	0	0	9.5	10	36.55	54.95	-18.4	-	-
16	.2535	11.23	Ca	0	0	9.4	10	30.63	51.64	-21.01	-	-
18	.3345	5.81	Ca	.1	0	9.4	10	25.31	49.34	-24.03	-	-
20	.4178	4.44	Ca	.1	0	9.4	10	23.94	47.49	-23.55	-	-
22	.501	4.03	Ca	0	0	9.3	10	23.33	46	-22.67	-	-
24	.5865	.74	Ca	.1	0	9.4	10	20.24	46	-25.76	-	-
13	.168	31.47	Qp	0	.1	9.5	10	51.07	-	-	65.06	-13.99
15	.2513	27.45	Qp	0	0	9.4	10	46.85	-	-	61.72	-14.87
17	.3345	22.38	Qp	.1	0	9.4	10	41.88	-	-	59.34	-17.46
19	.4178	19.75	Qp	.1	0	9.4	10	39.25	-	-	57.49	-18.24
21	.501	19.13	Qp	0	0	9.3	10	38.43	-	-	56	-17.57
23	.5843	16.9	Qp	.1	0	9.4	10	36.4	-	-	56	-19.6

Qp - Quasi-Peak detector
Ca - CISPR average detection

UL VERIFICATION SERVICES INC.
47173 Benicia Street, Fremont, CA 94538; USA TEL:(510) 319-4000 FAX:(510) 661-0888
This report shall not be reproduced except in full, without the written approval of UL Verification Services Inc.

11.2. AC POWER LINE WITH AC/DC ADAPTER

LINE 1 RESULTS

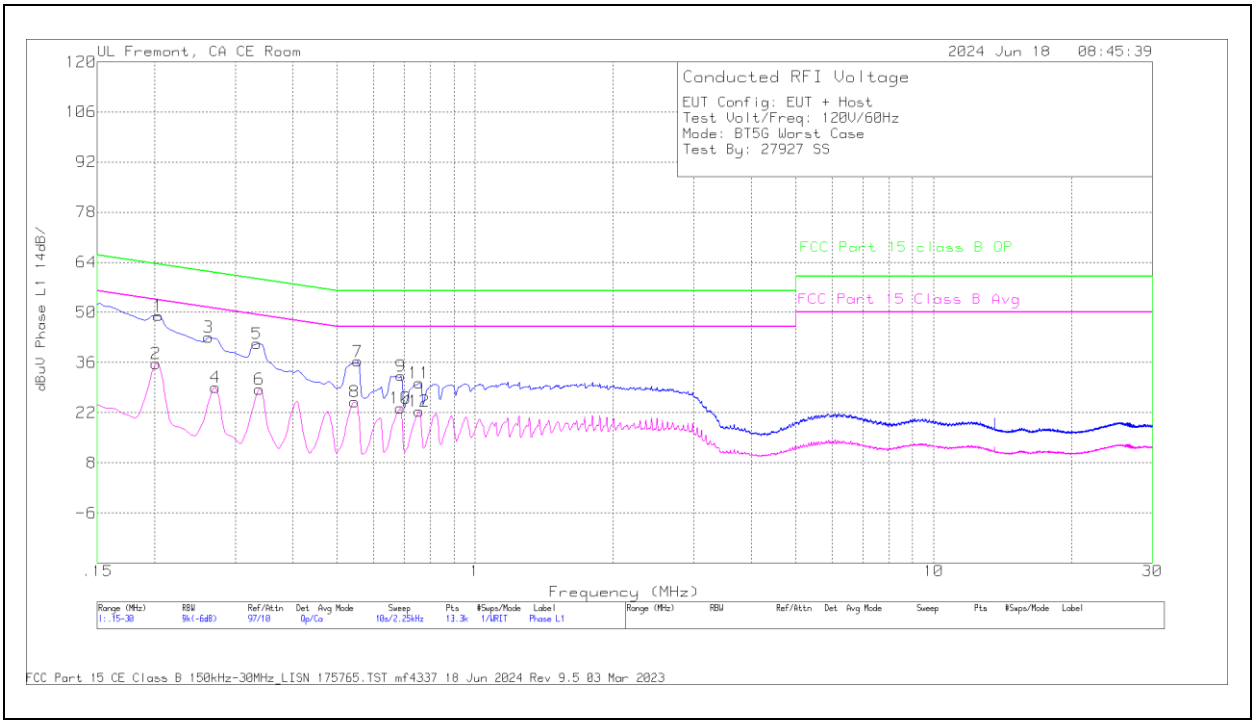

Range 1: Phase L1 .15 - 30MHz												
Marker	Frequency (MHz)	Meter Reading (dBuV)	Det	Cbl (dB)	LISN (dB)	Trns Limiter (dB)	10dB Atten (dB)	Corrected Reading (dBuV)	FCC Part 15 Class B Avg (dBuV)	Margin (dB)	FCC Part 15 class B QP (dBuV)	Margin (dB)
2	.2018	16.27	Ca	.1	0	9.4	10	35.77	53.54	-17.77	-	-
4	.2715	9.68	Ca	0	0	9.4	10	29.08	51.07	-21.99	-	-
6	.339	9.11	Ca	0	0	9.4	10	28.51	49.23	-20.72	-	-
8	.546	5.64	Ca	.1	0	9.3	10	25.04	46	-20.96	-	-
10	.6878	3.85	Ca	.1	0	9.3	10	23.25	46	-22.75	-	-
12	.7553	2.84	Ca	.1	0	9.4	10	22.34	46	-23.66	-	-
1	.204	29.61	Qp	.1	0	9.4	10	49.11	-	-	63.45	-14.34
3	.2625	23.7	Qp	0	0	9.4	10	43.1	-	-	61.35	-18.25
5	.3345	21.85	Qp	0	0	9.4	10	41.25	-	-	59.34	-18.09
7	.555	16.93	Qp	.1	0	9.3	10	36.33	-	-	56	-19.67
9	.69	12.89	Qp	.1	0	9.3	10	32.29	-	-	56	-23.71
11	.7553	10.76	Qp	.1	0	9.4	10	30.26	-	-	56	-25.74

Qp - Quasi-Peak detector
Ca - CISPR average detection

UL VERIFICATION SERVICES INC.
47173 Benicia Street, Fremont, CA 94538; USA TEL:(510) 319-4000 FAX:(510) 661-0888
This report shall not be reproduced except in full, without the written approval of UL Verification Services Inc.

LINE 2 RESULTS

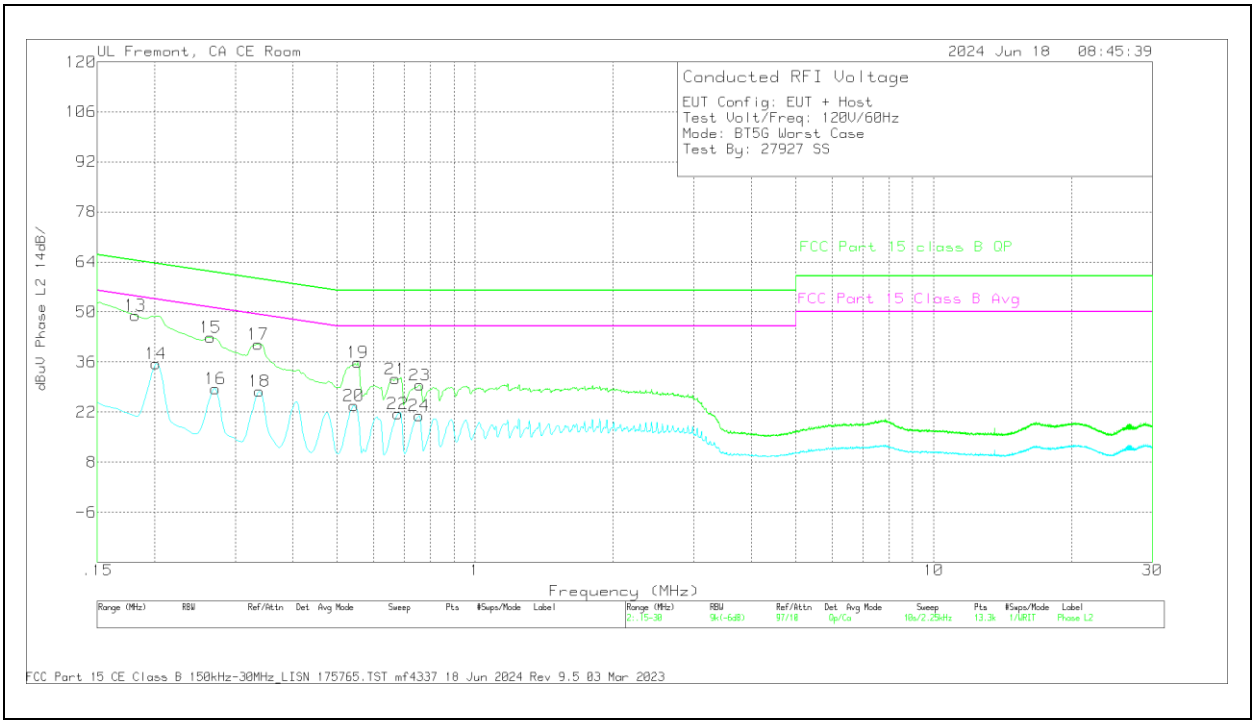

Range 2: Phase L2 .15 - 30MHz												
Marker	Frequency (MHz)	Meter Reading (dBuV)	Det	Cbl (dB)	LISN (dB)	Trns Limiter (dB)	10dB Atten (dB)	Corrected Reading (dBuV)	FCC Part 15 Class B Avg (dBuV)	Margin (dB)	FCC Part 15 class B QP (dBuV)	Margin (dB)
14	.2018	16.05	Ca	.1	0	9.4	10	35.55	53.54	-17.99	-	-
16	.2715	9.17	Ca	0	0	9.4	10	28.57	51.07	-22.5	-	-
18	.339	8.32	Ca	.1	0	9.4	10	27.82	49.23	-21.41	-	-
20	.5438	4.56	Ca	0	0	9.3	10	23.86	46	-22.14	-	-
22	.6788	2.25	Ca	0	0	9.3	10	21.55	46	-24.45	-	-
24	.7553	1.57	Ca	0	0	9.4	10	20.97	46	-25.03	-	-
13	.1815	29.47	Qp	.1	0	9.4	10	48.97	-	-	64.42	-15.45
15	.2648	23.54	Qp	0	0	9.4	10	42.94	-	-	61.28	-18.34
17	.3368	21.53	Qp	.1	0	9.4	10	41.03	-	-	59.28	-18.25
19	.555	16.59	Qp	0	0	9.3	10	35.89	-	-	56	-20.11
21	.6698	11.75	Qp	.1	0	9.4	10	31.25	-	-	56	-24.75
23	.7575	10.11	Qp	0	0	9.4	10	29.51	-	-	56	-26.49

Qp - Quasi-Peak detector
Ca - CISPR average detection

UL VERIFICATION SERVICES INC.
47173 Benicia Street, Fremont, CA 94538; USA TEL:(510) 319-4000 FAX:(510) 661-0888
This report shall not be reproduced except in full, without the written approval of UL Verification Services Inc.

12. SETUP PHOTOS

Please refer to 14982436-EP1V1 for setup report

END OF TEST REPORT

UL VERIFICATION SERVICES INC.
47173 Benicia Street, Fremont, CA 94538; USA TEL:(510) 319-4000 FAX:(510) 661-0888

This report shall not be reproduced except in full, without the written approval of UL Verification Services Inc.