RADIATED TEST REPORT

Report Number: 14982436-E10V3 & E11V3

Applicant	:	APPLE INC. 1 APPLE PARK WAY CUPERTINO, CA 95014, U.S.A.
Model	:	A3083 (Parent Model) A3292, A3293, A3294 (Variant Models)
Brand	:	APPLE
FCC ID	:	BCG-E8666A (Parent Model) BCG-E8667A, BCG-E8668A, BCG-E8683A (Variant Models)
ID	:	579C-E8666A (Parent Model) 579C-E8667A, 579C-E8668A, 579C-E8683A (Variant Models)
EUT Description	:	SMARTPHONE
Test Standard(s)	:	FCC 47 CFR PART 15 SUBPART E ISED RSS-248 ISSUE 2 ISED RSS-GEN ISSUE 5 + A1 + A2

Date Of Issue:
2024/07/09

Prepared by:
UL Verification Services Inc.
47173 Benicia Street
Fremont, CA 94538 U.S.A.
TEL: (510) 319-4000
FAX: (510) 661-0888

CERT #0751.05

TABLE OF CONTENTS

1. RADIATED TEST RESULTS 3

1.1. TRANSMITTER OUTSIDE 5.925 - 7.125 GHz, 1- 18GHz 5

1.1.1. 802.11be SISO SU MODE IN UNII-5 BAND – BANDEDGE 5
1.1.2. 802.11be SISO PARTIAL RU MODE IN UNII-5 BAND – BANDEDGE 8
1.1.3. 802.11be MIMO SU MODE IN UNII-5 BAND - BANDEDGE 12
1.1.4. 802.11be MIMO PARTIAL RU MODE IN UNII-5 BAND – BANDEDGE 15
1.1.5. 802.11be MIMO MODE IN UNII-5 BAND – SPURIOUS EMISSIONS 18
1.1.6. 802.11be MIMO MODE IN UNII-6 BAND – SPURIOUS EMISSIONS 30
1.1.7. 802.11be MIMO MODE IN UNII-7 BAND – SPURIOUS EMISSIONS 42
1.1.8. 802.11be SISO SU MODE IN UNII-8 BAND – BANDEDGE 54
1.1.9. 802.11be SISO PARTIAL RU MODE IN UNII-8 BAND – BANDEDGE 57
1.1.10. 802.11be MIMO SU MODE IN UNII-8 BAND – BANDEDGE 61
1.1.11. 802.11be MIMO PARTIAL RU MODE IN UNII-8 BAND – BANDEDGE 64
1.1.12. 802.11be MIMO MODE IN UNII-8 BAND – SPURIOUS EMISSIONS 67

1.2. WORST CASE BELOW 1 GHz 79

1.3. WORST CASE 18-26 GHz 81

1.4. WORST CASE 26-40 GHz 83

2. AC POWER LINE CONDUCTED EMISSIONS 85

2.1. EUT WITH AC ADAPTER 86

2.2. EUT WITH LAPTOP 88

3. SETUP PHOTOS 90

UL VERIFICATION SERVICES
47173 Benicia Street, Fremont, CA 94538; USA TEL:(510) 319-4000 FAX:(510) 661-0888
This report shall not be reproduced except in full, without the written approval of UL VERIFICATION SERVICES

1. RADIATED TEST RESULTS

LIMITS

FCC §15.35(b)
FCC §15.205 Restriced bands
§15.209 and FCC §15.407(b)(6) -Un-Restriced bands

RSS 248 Issue 2 section 4.6.2a

Any emissions outside of the 5.925-7.125 GHz band must not exceed an e.i.r.p. of -27dBm/MHz rms and -7dBm/MHz Peak.

General field strength limits at frequencies above 30 MHz;

Frequency Range (MHz)	Field Strength Limit (uV/m) at 3 m	Field Strength Limit (dBuV/m) at 3 m
30 - 88	100	40
88 - 216	150	43.5
216 - 960	200	46
Above 960	500	54

TEST PROCEDURE

The EUT is placed on a non-conducting table 80 cm above the ground plane for measurement below 1GHz; 1.5 m above the ground plane for measurement above 1GHz. The antenna to EUT distance is 3 meters. The EUT is configured in accordance with ANSI C63.10. The EUT is set to transmit in a continuous mode.

For measurements below 1 GHz the resolution bandwidth is set to 100 kHz for peak detection measurements or 120 kHz for quasi-peak detection measurements. Peak detection is used unless otherwise noted as quasi-peak.

For pre-scans above 1 GHz the resolution bandwidth is set to 1 MHz; the video bandwidth is set to 30 KHz for peak measurements.

For final measurements above 1 GHz the resolution bandwidth is set to 1 MHz; the video bandwidth is set to 3 MHz for peak measurements and as applicable for average measurements.

The spectrum from 30 MHz to 1GHz and 18GHz to 40 GHz is investigated with the transmitter set to transmit at the channel with highest output power as worst-case scenario. 1GHz to 18GHz was set to the lowest, middle, and highest channels in the 6 GHz bands.

The frequency range of interest is monitored at a fixed antenna height and EUT azimuth. The EUT is rotated through 360 degrees to maximize emissions received. The antenna is scanned from 1 to 4 meters above the ground plane to further maximize the emission. Measurements are made with the antenna polarized in both the vertical and the horizontal positions.

UL VERIFICATION SERVICES
47173 Benicia Street, Fremont, CA 94538; USA TEL:(510) 319-4000 FAX:(510) 661-0888
This report shall not be reproduced except in full, without the written approval of UL VERIFICATION SERVICES

KDB 414788 Open Field Site (OFS) and Chamber Correlation Justification

OFS and chamber correlation testing had been performed and chamber measured test result is the worst-case test result.

Note: The limits in CFR 47, Part 15, Subpart C, paragraph 15.209(a), are identical to those in RSS-Gen section 8.9, Table 6, since the measurements are performed in terms of magnetic field strength and converted to electric field strength levels (as reported in the table), using the free space impedance of 377 Ohms. For example, the measurement at frequency X kHz resulted in a level of Y dBuV/m, which is equivalent to Y – 51.5 = Z dBuA/m, which has the same margin, W dB, to the corresponding RSS-Gen Table 6 limit as it has to 15.209(a) limit.

RESULTS

The plots in these sections are for reference settings only for different bandwidth and different antenna ports.

UL VERIFICATION SERVICES
47173 Benicia Street, Fremont, CA 94538; USA TEL:(510) 319-4000 FAX:(510) 661-0888
This report shall not be reproduced except in full, without the written approval of UL VERIFICATION SERVICES

1.1. TRANSMITTER OUTSIDE 5.925 - 7.125 GHz, 1- 18GHz

1.1.1. 802.11be SISO SU MODE IN UNII-5 BAND – BANDEDGE

UNII-5 (SISO)	Channel Frequency (MHz)	Ant. #	Frequency (GHz)	Meter Reading (dBuV)	Det	AF (dB/m)	Conversion Factor (dB)	DCCF (dB)	Gain/Loss (dB)	Correct Reading EIRP (dBm)	Avg Limit (dBm)	Avg Margin (dB)	Pk Limit (dBm)	Pk Margin (dB)	Azimuth (Degs)	Height (cm)	Polarity
EHT20 (SU Mode)	5955	6	5.923668	-54.39	RMS	35.1	11.8	0.63	-36.05	-42.91	-27	-15.91	-	-	106	116	H
			5.924668	-37.38	Pk	35.1	11.8	0	-36.04	-26.52	-	-	-7	-19.52	106	116	H
			5.925	-37.54	Pk	35.1	11.8	0	-36.04	-26.68	-	-	-7	-19.68	106	116	H
			5.925	-55.42	RMS	35.1	11.8	0.63	-36.04	-43.93	-27	-16.93	-	-	106	116	H
			5.924802	-56.22	RMS	35.1	11.8	0.63	-36.04	-44.73	-27	-17.73	-	-	162	214	V
			5.924935	-39.87	Pk	35.1	11.8	0	-36.04	-29.01	-	-	-7	-22.01	162	214	V
			5.925	-39.92	Pk	35.1	11.8	0	-36.04	-29.06	-	-	-7	-22.06	162	214	V
			5.925	-56.71	RMS	35.1	11.8	0.63	-36.04	-45.22	-27	-18.22	-	-	162	214	V
		5	5.922401	-57.2	RMS	34.9	11.8	0.63	-38.6	-48.47	-27	-21.47	-	-	176	133	H
			5.924468	-43.35	Pk	34.9	11.8	0	-38.6	-35.25	-	-	-7	-28.25	176	133	H
			5.925	-44.04	Pk	34.9	11.8	0	-38.6	-35.94	-	-	-7	-28.94	176	133	H
			5.925	-57.91	RMS	34.9	11.8	0.63	-38.6	-49.18	-27	-22.18	-	-	176	133	H
			5.882668	-46.43	Pk	34.8	11.8	0	-38.7	-38.53	-	-	-7	-31.53	123	382	V
			5.923335	-58.97	RMS	34.9	11.8	0.63	-38.6	-50.24	-27	-23.24	-	-	123	382	V
			5.925	-48.39	Pk	34.9	11.8	0	-38.6	-40.29	-	-	-7	-33.29	123	382	V
			5.925	-59.92	RMS	34.9	11.8	0.63	-38.6	-51.19	-27	-24.19	-	-	123	382	V
EHT40 (SU Mode)	5965	6	5.924535	-45.41	RMS	35.1	11.8	0.83	-36.04	-33.72	-27	-6.72	-	-	194	110	H
			5.924868	-28.67	Pk	35.1	11.8	0	-36.04	-17.81	-	-	-7	-10.81	194	110	H
			5.925	-28.58	Pk	35.1	11.8	0	-36.04	-17.72	-	-	-7	-10.72	194	110	H
			5.925	-46.04	RMS	35.1	11.8	0.83	-36.04	-34.35	-27	-7.35	-	-	194	110	H
			5.924335	-31.3	Pk	35.1	11.8	0	-36.05	-20.45	-	-	-7	-13.45	238	140	V
			5.924802	-49.46	RMS	35.1	11.8	0.83	-36.04	-37.77	-27	-10.74	-	-	238	140	V
			5.925	-32.53	Pk	35.1	11.8	0	-36.04	-21.67	-	-	-7	-14.67	238	140	V
			5.925	-50.41	RMS	35.1	11.8	0.83	-36.04	-38.72	-27	-11.69	-	-	238	140	V
		5	5.924002	-37.97	Pk	35.1	11.8	0	-36.05	-27.12	-	-	-7	-20.12	213	131	H
			5.924468	-54.59	RMS	35.1	11.8	0.83	-36.05	-42.91	-27	-15.91	-	-	213	131	H
			5.925	-38.61	Pk	35.1	11.8	0	-36.04	-27.75	-	-	-7	-20.75	213	131	H
			5.925	-55.93	RMS	35.1	11.8	0.83	-36.04	-44.24	-27	-17.24	-	-	213	131	H
			5.924002	-58.88	RMS	35.1	11.8	0.83	-36.05	-47.2	-27	-20.5	-	-	161	139	V
			5.924935	-43.47	Pk	35.1	11.8	0	-36.04	-32.61	-	-	-7	-25.61	161	139	V
			5.925	-43.98	Pk	35.1	11.8	0	-36.04	-33.12	-	-	-7	-26.12	161	139	V
			5.925	-59.47	RMS	35.1	11.8	0.83	-36.04	-47.78	-27	-21.08	-	-	161	139	V
EHT80 (SU Mode)	5985	6	5.917201	-29.49	Pk	35	11.8	0	-36.02	-18.71	-	-	-7	-11.71	191	122	H
			5.924602	-45.59	RMS	35.1	11.8	1.21	-36.04	-33.52	-27	-6.52	-	-	191	122	H
			5.925	-32.44	Pk	35.1	11.8	0	-36.04	-21.58	-	-	-7	-14.58	191	122	H
			5.925	-46.75	RMS	35.1	11.8	1.21	-36.04	-34.68	-27	-7.68	-	-	191	122	H
			5.922201	-46.61	RMS	35	11.8	1.21	-36.06	-34.66	-27	-7.66	-	-	242	114	V
			5.924868	-31.24	Pk	35.1	11.8	0	-36.04	-20.38	-	-	-7	-13.38	242	114	V
			5.925	-33.7	Pk	35.1	11.8	0	-36.04	-22.84	-	-	-7	-15.84	242	114	V
			5.925	-48.16	RMS	35.1	11.8	1.21	-36.04	-36.09	-27	-9.09	-	-	242	114	V
		5	5.923535	-54.43	RMS	35.1	11.8	1.21	-36.05	-42.37	-27	-15.37	-	-	171	219	H
			5.924202	-39.71	Pk	35.1	11.8	0	-36.05	-28.86	-	-	-7	-21.86	171	219	H
			5.925	-42.52	Pk	35.1	11.8	0	-36.04	-31.66	-	-	-7	-24.66	171	219	H
			5.925	-56.37	RMS	35.1	11.8	1.21	-36.04	-44.3	-27	-17.3	-	-	171	219	H
			5.918668	-45.56	Pk	35	11.8	0	-36.04	-34.8	-	-	-7	-27.8	182	147	V
			5.924668	-59.4	RMS	35.1	11.8	1.21	-36.04	-47.33	-27	-20.33	-	-	182	147	V
			5.925	-45.85	Pk	35.1	11.8	0	-36.04	-34.99	-	-	-7	-27.99	182	147	V
			5.925	-60.58	RMS	35.1	11.8	1.21	-36.04	-48.51	-27	-21.51	-	-	182	147	V
EHT160 (SU Mode)	6025	6	5.916801	-28.67	Pk	35	11.8	0	-36.02	-17.89	-	-	-7	-10.89	286	115	H
			5.922201	-43.04	RMS	35	11.8	1.8	-36.06	-30.5	-27	-3.5	-	-	286	115	H
			5.925	-30.79	Pk	35.1	11.8	0	-36.04	-19.93	-	-	-7	-12.93	286	115	H
			5.925	-46.01	RMS	35.1	11.8	1.8	-36.04	-33.35	-27	-6.35	-	-	286	115	H
			5.916801	-30.58	Pk	35	11.8	0	-36.02	-19.8	-	-	-7	-12.8	339	109	V
			5.922135	-44.88	RMS	35	11.8	1.8	-36.06	-32.34	-27	-5.34	-	-	339	109	V
			5.925	-32.37	Pk	35.1	11.8	0	-36.04	-21.51	-	-	-7	-14.51	339	109	V
			5.925	-49.39	RMS	35.1	11.8	1.8	-36.04	-36.73	-27	-9.73	-	-	339	109	V
		5	5.909668	-39.45	Pk	35	11.8	0	-36.13	-28.78	-	-	-7	-21.78	166	164	H
			5.912335	-54.53	RMS	35	11.8	1.8	-36.09	-42.02	-27	-15.02	-	-	166	164	H
			5.925	-41.53	Pk	35.1	11.8	0	-36.04	-30.67	-	-	-7	-23.67	166	164	H
			5.925	-57.03	RMS	35.1	11.8	1.8	-36.04	-44.37	-27	-17.37	-	-	166	164	H
			5.909868	-42.21	Pk	35	11.8	0	-36.13	-31.54	-	-	-7	-24.54	129	121	V
			5.909935	-56.81	RMS	35	11.8	1.8	-36.13	-44.34	-27	-17.34	-	-	129	121	V
			5.925	-44.87	Pk	35.1	11.8	0	-36.04	-34.01	-	-	-7	-27.01	129	121	V
			5.925	-58.93	RMS	35.1	11.8	1.8	-36.04	-46.27	-27	-19.27	-	-	129	121	V

* - indicates frequency in CFR47 Pt 15 / IC RSS-Restricted Band
Pk - Peak detector
RMS - RMS detection

UL VERIFICATION SERVICES
47173 Benicia Street, Fremont, CA 94538; USA TEL:(510) 319-4000 FAX:(510) 661-0888
This report shall not be reproduced except in full, without the written approval of UL VERIFICATION SERVICES

1TX Antenna 6 MODE: SU

BANDEDGE (LOW CHANNEL / 5955MHz)
HORIZONTAL RESULT

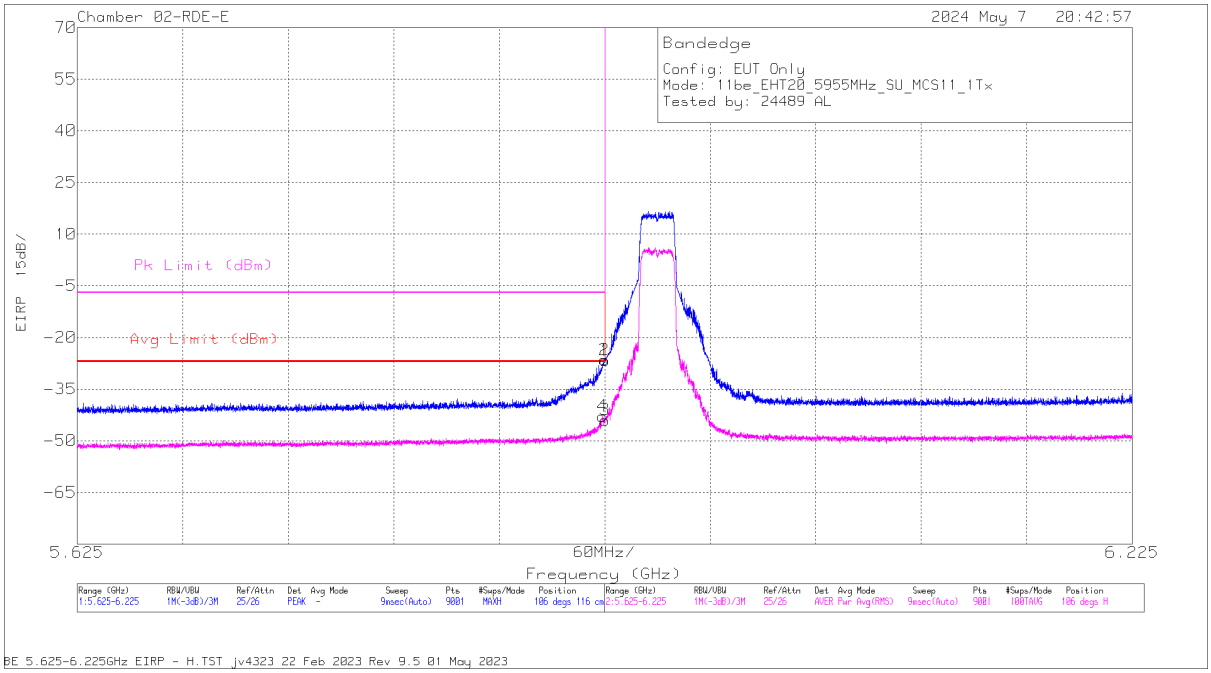

Marker	Frequency (GHz)	Meter Reading (dBm)	Det	206807 ACF (dB/m)	Conversion Factor (dB)	DCCF (dB)	Gain/Loss (dB)	Corrected Reading EIRP	Avg Limit (dBm)	RMS Margin (dB)	Pk Limit (dBm)	PK Margin (dB)	Azimuth (Degs)	Height (cm)	Polarity
4	5.923668	-54.39	RMS	35.1	11.8	.63	-36.05	-42.91	-27	-15.91	-	-	106	116	H
2	5.924668	-37.38	Pk	35.1	11.8	0	-36.04	-26.52	-	-	-7	-19.52	106	116	H
1	5.925	-37.54	Pk	35.1	11.8	0	-36.04	-26.68	-	-	-7	-19.68	106	116	H
3	5.925	-55.42	RMS	35.1	11.8	.63	-36.04	-43.93	-27	-16.93	-	-	106	116	H

Pk - Peak detector
RMS - RMS detection

UL VERIFICATION SERVICES
47173 Benicia Street, Fremont, CA 94538; USA TEL:(510) 319-4000 FAX:(510) 661-0888
This report shall not be reproduced except in full, without the written approval of UL VERIFICATION SERVICES

VERTICAL RESULT

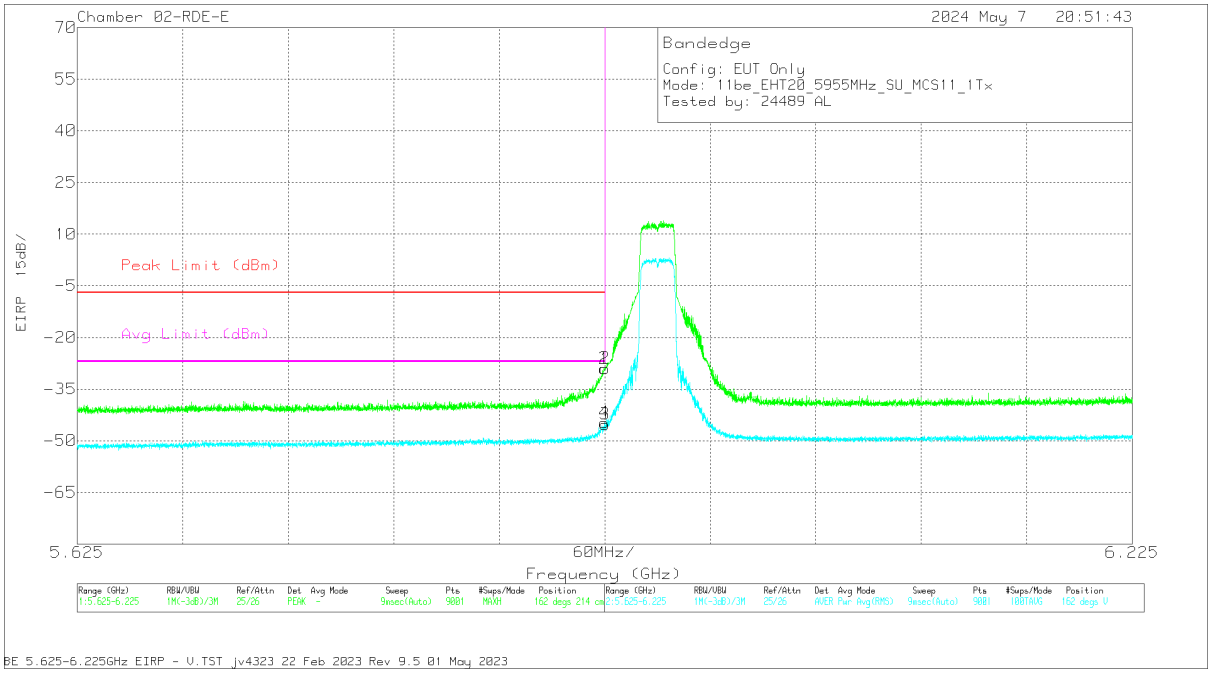

Marker	Frequency (GHz)	Meter Reading (dBm)	Det	206807 ACF (dB/m)	Conversion Factor (dB)	DCCF (dB)	Gain/Loss (dB)	Corrected Reading EIRP	Peak Limit (dBm)	PK Margin (dB)	Avg Limit (dBm)	RMS Margin (dB)	Azimuth (Degs)	Height (cm)	Polarity
4	5.924802	-56.22	RMS	35.1	11.8	.63	-36.04	-44.73	-	-	-27	-17.73	162	214	V
2	5.924935	-39.87	Pk	35.1	11.8	0	-36.04	-29.01	-7	-22.01	-	-	162	214	V
1	5.925	-39.92	Pk	35.1	11.8	0	-36.04	-29.06	-7	-22.06	-	-	162	214	V
3	5.925	-56.71	RMS	35.1	11.8	.63	-36.04	-45.22	-	-	-27	-18.22	162	214	V

Pk - Peak detector
RMS - RMS detection

UL VERIFICATION SERVICES
47173 Benicia Street, Fremont, CA 94538; USA TEL:(510) 319-4000 FAX:(510) 661-0888
This report shall not be reproduced except in full, without the written approval of UL VERIFICATION SERVICES

1.1.2. 802.11be SISO PARTIAL RU MODE IN UNII-5 BAND – BANDEDGE

UNII-5 (SISO)	Channel Frequency (MHz)	Ant. #	Frequency (GHz)	Meter Reading (dBuV)	Det	AF (dB/m)	Conversion Factor (dB)	DCCF (dB)	Gain/Loss (dB)	Correct Reading EIRP (dBm)	Avg Limit (dBm)	Avg Margin (dB)	Pk Limit (dBm)	Pk Margin (dB)	Azimuth (Degs)	Height (cm)	Polarity
EHT20 (52T/ Index 37)	5955	6	5923.535	-57.97	RMS	35.4	11.8	0.55	-35.28	-45.5	-27	-18.5	-	-	120	204	H
			5924.735	-38.11	Pk	35.4	11.8	0	-35.28	-26.19	-	-	-7	-19.19	120	204	H
			5925	-38.52	Pk	35.4	11.8	0	-35.27	-26.59	-	-	-7	-19.59	120	204	H
			5925	-59.79	RMS	35.4	11.8	0.55	-35.27	-47.31	-27	-20.31	-	-	120	204	H
			5924.268	-41.36	Pk	35.4	11.8	0	-35.28	-29.44	-	-	-7	-22.44	172	318	V
			5924.668	-59.75	RMS	35.4	11.8	0.55	-35.28	-47.28	-27	-20.28	-	-	172	318	V
			5925	-41.44	Pk	35.4	11.8	0	-35.27	-29.51	-	-	-7	-22.51	172	318	V
			5925	-61.16	RMS	35.4	11.8	0.55	-35.27	-48.68	-27	-21.68	-	-	172	318	V
		5	5.922535	-60.16	RMS	35.2	11.8	0.55	-36.71	-49.32	-27	-22.32	-	-	93	172	H
			5.924602	-47.21	Pk	35.2	11.8	0	-36.72	-36.93	-	-	-7	-29.93	93	172	H
			5.925	-48.13	Pk	35.2	11.8	0	-36.72	-37.85	-	-	-7	-30.85	93	172	H
			5.925	-61.38	RMS	35.2	11.8	0.55	-36.72	-50.55	-27	-23.55	-	-	93	172	H
			5.909868	-47.23	Pk	35.2	11.8	0	-36.76	-36.99	-	-	-7	-29.99	190	130	V
			5.915868	-60.28	RMS	35.2	11.8	0.55	-36.71	-49.44	-27	-22.44	-	-	190	130	V
			5.925	-50.14	Pk	35.2	11.8	0	-36.72	-39.86	-	-	-7	-32.86	190	130	V
			5.925	-61	RMS	35.2	11.8	0.55	-36.72	-50.17	-27	-23.17	-	-	190	130	V
EHT20 (106+26T / Index 82)	5955	6	5924.668	-56.4	RMS	35.4	11.8	0.32	-35.28	-44.16	-27	-17.16	-	-	120	204	H
			5924.935	-38.21	Pk	35.4	11.8	0	-35.27	-26.28	-	-	-7	-19.28	120	204	H
			5925	-38.93	Pk	35.4	11.8	0	-35.27	-27	-	-	-7	-20	120	204	H
			5925	-58.84	RMS	35.4	11.8	0.32	-35.27	-46.59	-27	-19.59	-	-	120	204	H
			5922.268	-59.51	RMS	35.4	11.8	0.32	-35.27	-47.26	-27	-20.26	-	-	172	317	V
			5924.668	-41.53	Pk	35.4	11.8	0	-35.28	-29.61	-	-	-7	-22.61	172	317	V
			5925	-42.64	Pk	35.4	11.8	0	-35.27	-30.71	-	-	-7	-23.71	172	317	V
			5925	-59.67	RMS	35.4	11.8	0.32	-35.27	-47.42	-27	-20.42	-	-	172	317	V
		5	5916.801	-47.75	Pk	35.4	11.8	0	-35.3	-35.85	-	-	-7	-28.85	210	131	H
			5924.868	-60.52	RMS	35.4	11.8	0.32	-35.27	-48.27	-27	-21.27	-	-	210	131	H
			5925	-47.07	Pk	35.4	11.8	0	-35.27	-35.14	-	-	-7	-28.14	210	131	H
			5925	-61.16	RMS	35.4	11.8	0.32	-35.27	-48.91	-27	-21.91	-	-	210	131	H
			5776.667	-48.23	Pk	35	11.8	0	-35.56	-36.99	-	-	-7	-29.99	336	118	V
			5910.801	-60.58	RMS	35.4	11.8	0.32	-35.18	-48.24	-27	-21.24	-	-	336	118	V
			5925	-49.66	Pk	35.4	11.8	0	-35.27	-37.73	-	-	-7	-30.73	336	118	V
			5925	-62.21	RMS	35.4	11.8	0.32	-35.27	-49.96	-27	-22.96	-	-	336	118	V
EHT40 (242T / Index 61)	5965	6	5.924268	-40.79	Pk	35.2	11.8	0	-36.72	-30.51	-	-	-7	-23.51	76	108	H
			5.924735	-56.52	RMS	35.2	11.8	0.66	-36.72	-45.58	-27	-18.58	-	-	76	108	H
			5.925	-42.49	Pk	35.2	11.8	0	-36.72	-32.21	-	-	-7	-25.21	76	108	H
			5.925	-56.76	RMS	35.2	11.8	0.66	-36.72	-45.82	-27	-18.82	-	-	76	108	H
			5.923068	-42.67	Pk	35.2	11.8	0	-36.71	-32.38	-	-	-7	-25.38	124	343	V
			5.924735	-57.19	RMS	35.2	11.8	0.66	-36.72	-46.25	-27	-19.25	-	-	124	343	V
			5.925	-43.78	Pk	35.2	11.8	0	-36.72	-33.5	-	-	-7	-26.5	124	343	V
			5.925	-57.12	RMS	35.2	11.8	0.66	-36.72	-46.18	-27	-19.18	-	-	124	343	V
		5	5.920735	-48.08	Pk	35.2	11.8	0	-36.72	-37.8	-	-	-7	-30.8	178	236	H
			5.923201	-59.72	RMS	35.2	11.8	0.66	-36.71	-48.77	-27	-21.77	-	-	178	236	H
			5.925	-48.99	Pk	35.2	11.8	0	-36.72	-38.71	-	-	-7	-31.71	178	236	H
			5.925	-60.4	RMS	35.2	11.8	0.66	-36.72	-49.46	-27	-22.46	-	-	178	236	H
			5.915868	-60.48	RMS	35.2	11.8	0.66	-36.71	-49.53	-27	-22.53	-	-	108	248	V
			5.921668	-48.71	Pk	35.2	11.8	0	-36.72	-38.43	-	-	-7	-31.43	108	248	V
			5.925	-50.37	Pk	35.2	11.8	0	-36.72	-40.09	-	-	-7	-33.09	108	248	V
			5.925	-60.81	RMS	35.2	11.8	0.66	-36.72	-49.87	-27	-22.87	-	-	108	248	V
EHT40 (106+26T / Index 82)	5965	6	5.922735	-39.23	Pk	35.2	11.8	0	-36.71	-28.94	-	-	-7	-21.94	83	161	H
			5.923001	-58.62	RMS	35.2	11.8	1.33	-36.71	-47	-27	-20	-	-	83	161	H
			5.925	-46.32	Pk	35.2	11.8	0	-36.72	-36.04	-	-	-7	-29.04	83	161	H
			5.925	-59.59	RMS	35.2	11.8	1.33	-36.72	-47.98	-27	-20.98	-	-	83	161	H
			5.911335	-59.39	RMS	35.2	11.8	1.33	-36.76	-47.82	-27	-20.82	-	-	153	127	V
			5.923335	-41.9	Pk	35.2	11.8	0	-36.71	-31.61	-	-	-7	-24.61	153	127	V
			5.925	-48.16	Pk	35.2	11.8	0	-36.72	-37.88	-	-	-7	-30.88	153	127	V
			5.925	-60.49	RMS	35.2	11.8	1.33	-36.72	-48.88	-27	-21.88	-	-	153	127	V
		5	5.912001	-60.05	RMS	35.2	11.8	1.33	-36.75	-48.47	-27	-21.47	-	-	171	131	H
			5.924335	-48.24	Pk	35.2	11.8	0	-36.72	-37.96	-	-	-7	-30.96	171	131	H
			5.925	-50.03	Pk	35.2	11.8	0	-36.72	-39.75	-	-	-7	-32.75	171	131	H
			5.925	-61.08	RMS	35.2	11.8	1.33	-36.72	-49.47	-27	-22.47	-	-	171	131	H
			5.886801	-47.14	Pk	35.1	11.8	0	-36.78	-37.02	-	-	-7	-30.02	329	170	V
			5.922668	-60.32	RMS	35.2	11.8	1.33	-36.71	-48.7	-27	-21.7	-	-	329	170	V
			5.925	-50.66	Pk	35.2	11.8	0	-36.72	-40.38	-	-	-7	-33.38	329	170	V
			5.925	-61.5	RMS	35.2	11.8	1.33	-36.72	-49.89	-27	-22.89	-	-	329	170	V

* - indicates frequency in CFR47 Pt 15 / IC RSS-Restricted Band
Pk - Peak detector
RMS - RMS detection

UL VERIFICATION SERVICES
47173 Benicia Street, Fremont, CA 94538; USA TEL:(510) 319-4000 FAX:(510) 661-0888
This report shall not be reproduced except in full, without the written approval of UL VERIFICATION SERVICES

UNII-5 (SISO)	Channel Frequency (MHz)	Ant. #	Frequency (GHz)	Meter Reading (dBuV)	Det	AF (dB/m)	Conversion Factor (dB)	DCCF (dB)	Gain/Loss (dB)	Correct Reading EIRP (dBm)	Avg Limit (dBm)	Avg Margin (dB)	Pk Limit (dBm)	Pk Margin (dB)	Azimuth (Degs)	Height (cm)	Polarity
EHT80 (52T / Index 37)	5985	6	5922.335	-55.85	RMS	35.4	11.8	1.02	-35.27	-42.9	-27	-15.9	-	-	130	196	H
			5922.601	-35.21	Pk	35.4	11.8	0	-35.26	-23.27	-	-	-7	-16.27	130	196	H
			5925	-36.01	Pk	35.4	11.8	0	-35.27	-24.08	-	-	-7	-17.08	130	196	H
			5925	-55.93	RMS	35.4	11.8	1.02	-35.27	-42.98	-27	-15.98	-	-	130	196	H
			5922.401	-57.81	RMS	35.4	11.8	1.02	-35.27	-44.86	-27	-17.86	-	-	190	389	V
			5924.735	-35.66	Pk	35.4	11.8	0	-35.28	-23.74	-	-	-7	-16.74	190	389	V
			5925	-35.7	Pk	35.4	11.8	0	-35.27	-23.77	-	-	-7	-16.77	190	389	V
			5925	-60.54	RMS	35.4	11.8	1.02	-35.27	-47.59	-27	-20.59	-	-	190	389	V
		5	5923.135	-58.12	RMS	35.4	11.8	1.02	-35.26	-45.16	-27	-18.16	-	-	173	233	H
			5924.802	-40.69	Pk	35.4	11.8	0	-35.27	-28.76	-	-	-7	-21.76	173	233	H
			5925	-40.38	Pk	35.4	11.8	0	-35.27	-28.45	-	-	-7	-21.45	173	233	H
			5925	-60.28	RMS	35.4	11.8	1.02	-35.27	-47.33	-27	-20.33	-	-	173	233	H
			5923.268	-46.72	Pk	35.4	11.8	0	-35.27	-34.79	-	-	-7	-27.79	4	255	V
			5924.535	-61.19	RMS	35.4	11.8	1.02	-35.28	-48.25	-27	-21.25	-	-	4	255	V
			5925	-47.53	Pk	35.4	11.8	0	-35.27	-35.6	-	-	-7	-28.6	4	255	V
			5925	-62.17	RMS	35.4	11.8	1.02	-35.27	-49.22	-27	-22.22	-	-	4	255	V
EHT80 (242T / Index 61)	5985	6	5924.668	-30.43	Pk	35.4	11.8	0	-35.28	-18.51	-	-	-7	-11.51	209	167	H
			5924.935	-50.25	RMS	35.4	11.8	0.66	-35.27	-37.66	-27	-10.66	-	-	209	167	H
			5925	-30.69	Pk	35.4	11.8	0	-35.27	-18.76	-	-	-7	-11.76	209	167	H
			5925	-52.58	RMS	35.4	11.8	0.66	-35.27	-39.99	-27	-12.99	-	-	209	167	H
			5922.935	-52.24	RMS	35.4	11.8	0.66	-35.26	-39.64	-27	-12.64	-	-	264	208	V
			5923.801	-32.53	Pk	35.4	11.8	0	-35.28	-20.61	-	-	-7	-13.61	264	208	V
			5925	-32.96	Pk	35.4	11.8	0	-35.27	-21.03	-	-	-7	-14.03	264	208	V
			5925	-54.02	RMS	35.4	11.8	0.66	-35.27	-41.43	-27	-14.43	-	-	264	208	V
		5	5923.135	-40.2	Pk	35.4	11.8	0	-35.26	-28.26	-	-	-7	-21.26	173	222	H
			5924.935	-58.23	RMS	35.4	11.8	0.66	-35.27	-45.64	-27	-18.64	-	-	173	222	H
			5925	-41.72	Pk	35.4	11.8	0	-35.27	-29.79	-	-	-7	-22.79	173	222	H
			5925	-58.53	RMS	35.4	11.8	0.66	-35.27	-45.94	-27	-18.94	-	-	173	222	H
			5922.468	-47.65	Pk	35.4	11.8	0	-35.27	-35.72	-	-	-7	-28.72	129	260	V
			5922.668	-60.17	RMS	35.4	11.8	0.66	-35.26	-47.57	-27	-20.57	-	-	129	260	V
			5925	-50.5	Pk	35.4	11.8	0	-35.27	-38.57	-	-	-7	-31.57	129	260	V
			5925	-60.52	RMS	35.4	11.8	0.66	-35.27	-47.93	-27	-20.93	-	-	129	260	V
EHT160 (242T / Index 61)	6025	6	5924.202	-25.72	Pk	35.4	11.8	0	-35.29	-13.81	-	-	-7	-6.81	222	106	H
			5924.535	-43.79	RMS	35.4	11.8	0.67	-35.28	-31.2	-27	-4.2	-	-	222	106	H
			5925	-26.61	Pk	35.4	11.8	0	-35.27	-14.68	-	-	-7	-7.68	222	106	H
			5925	-44.68	RMS	35.4	11.8	0.67	-35.27	-32.08	-27	-5.08	-	-	222	106	H
			* 7.297346	-47.42	Pk	35.8	11.8	0	-36.34	-36.16	-	-	-21.2	-14.96	343	230	H
			* 7.493969	-59.56	RMS	35.8	11.8	0.67	-36	-47.29	-41.2	-6.09	-	-	343	230	H
			7.125	-41.99	Pk	35.8	11.8	0	-35.85	-30.24	-	-	-7	-23.24	343	230	H
			7.125	-61.1	RMS	35.8	11.8	0.67	-35.85	-48.68	-27	-21.68	-	-	343	230	H
		5	5.921068	-59.43	RMS	35.2	11.8	0.67	-36.72	-48.48	-27	-21.48	-	-	89	214	H
			5.923335	-42.43	Pk	35.2	11.8	0	-36.71	-32.14	-	-	-7	-25.14	89	214	H
			5.925	-43.27	Pk	35.2	11.8	0	-36.72	-32.99	-	-	-7	-25.99	89	214	H
			5.925	-60.41	RMS	35.2	11.8	0.67	-36.72	-49.46	-27	-22.46	-	-	89	214	H
			5.921401	-59.87	RMS	35.2	11.8	0.67	-36.72	-48.92	-27	-21.92	-	-	237	295	V
			5.924002	-45.03	Pk	35.2	11.8	0	-36.72	-34.75	-	-	-7	-27.75	237	295	V
			5.925	-45.88	Pk	35.2	11.8	0	-36.72	-35.6	-	-	-7	-28.6	237	295	V
			5.925	-60.42	RMS	35.2	11.8	0.67	-36.72	-49.47	-27	-22.47	-	-	237	295	V
EHT160 (484T / Index 65)	6025	6	5924.602	-42.36	RMS	35.4	11.8	0.3	-35.28	-30.14	-27	-3.14	-	-	222	106	H
			5924.802	-25.34	Pk	35.4	11.8	0	-35.27	-13.41	-	-	-7	-6.41	222	106	H
			5925	-28.59	Pk	35.4	11.8	0	-35.27	-16.66	-	-	-7	-9.66	222	106	H
			5925	-43.35	RMS	35.4	11.8	0.3	-35.27	-31.12	-27	-4.12	-	-	222	106	H
			5924.535	-27.92	Pk	35.4	11.8	0	-35.28	-16	-	-	-7	-9	265	378	V
			5924.668	-44.9	RMS	35.4	11.8	0.3	-35.28	-32.68	-27	-5.68	-	-	265	378	V
			5925	-30.07	Pk	35.4	11.8	0	-35.27	-18.14	-	-	-7	-11.14	265	378	V
			5925	-45.54	RMS	35.4	11.8	0.3	-35.27	-33.31	-27	-6.31	-	-	265	378	V
		5	5.924935	-39.59	Pk	35.2	11.8	0	-36.72	-29.31	-	-	-7	-22.31	88	108	H
			5.924935	-56.54	RMS	35.2	11.8	0.3	-36.72	-45.96	-27	-18.96	-	-	88	108	H
			5.925	-39.34	Pk	35.2	11.8	0	-36.72	-29.06	-	-	-7	-22.06	88	108	H
			5.925	-58.12	RMS	35.2	11.8	0.3	-36.72	-47.54	-27	-20.54	-	-	88	108	H
			5.923935	-59.16	RMS	35.2	11.8	0.3	-36.72	-48.58	-27	-21.58	-	-	234	270	V
			5.924468	-44.28	Pk	35.2	11.8	0	-36.72	-34	-	-	-7	-27	234	270	V
			5.925	-43.74	Pk	35.2	11.8	0	-36.72	-33.46	-	-	-7	-26.46	234	270	V
			5.925	-60.24	RMS	35.2	11.8	0.3	-36.72	-49.66	-27	-22.66	-	-	234	270	V

* - indicates frequency in CFR47 Pt 15 / IC RSS-Restricted Band
Pk - Peak detector
RMS - RMS detection

UL VERIFICATION SERVICES
47173 Benicia Street, Fremont, CA 94538; USA TEL:(510) 319-4000 FAX:(510) 661-0888
This report shall not be reproduced except in full, without the written approval of UL VERIFICATION SERVICES

1TX Antenna 6 MODE: 52-Tones, RU Index 37

BANDEDGE (LOW CHANNEL 20MHz / 5955MHz)
HORIZONTAL RESULT

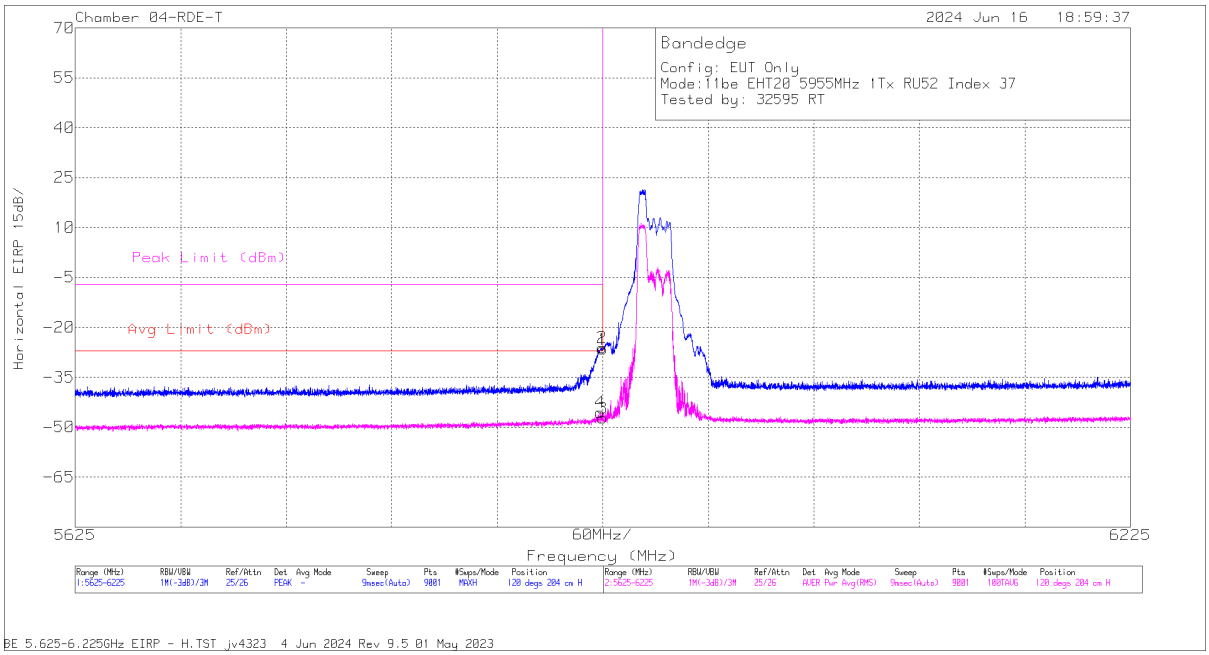

Marker	Frequency (MHz)	Meter Reading (dBm)	Det	80430 3m ACF (dB/m)	Conversion Factor (dB)	DCCF (dB)	Gain/Loss (dB)	Corrected Reading EIRP	Avg Limit (dBm)	RMS Margin (dB)	Peak Limit (dBm)	PK Margin (dB)	Azimuth (Degs)	Height (cm)	Polarity
4	5923.535	-57.97	RMS	35.4	11.8	.55	-35.28	-45.5	-27	-18.5	-	-	120	204	H
2	5924.735	-38.11	Pk	35.4	11.8	0	-35.28	-26.19	-	-	-7	-19.19	120	204	H
1	5925	-38.52	Pk	35.4	11.8	0	-35.27	-26.59	-	-	-7	-19.59	120	204	H
3	5925	-59.79	RMS	35.4	11.8	.55	-35.27	-47.31	-27	-20.31	-	-	120	204	H

Pk - Peak detector
RMS - RMS detection

UL VERIFICATION SERVICES
47173 Benicia Street, Fremont, CA 94538; USA TEL:(510) 319-4000 FAX:(510) 661-0888
This report shall not be reproduced except in full, without the written approval of UL VERIFICATION SERVICES

VERTICAL RESULT

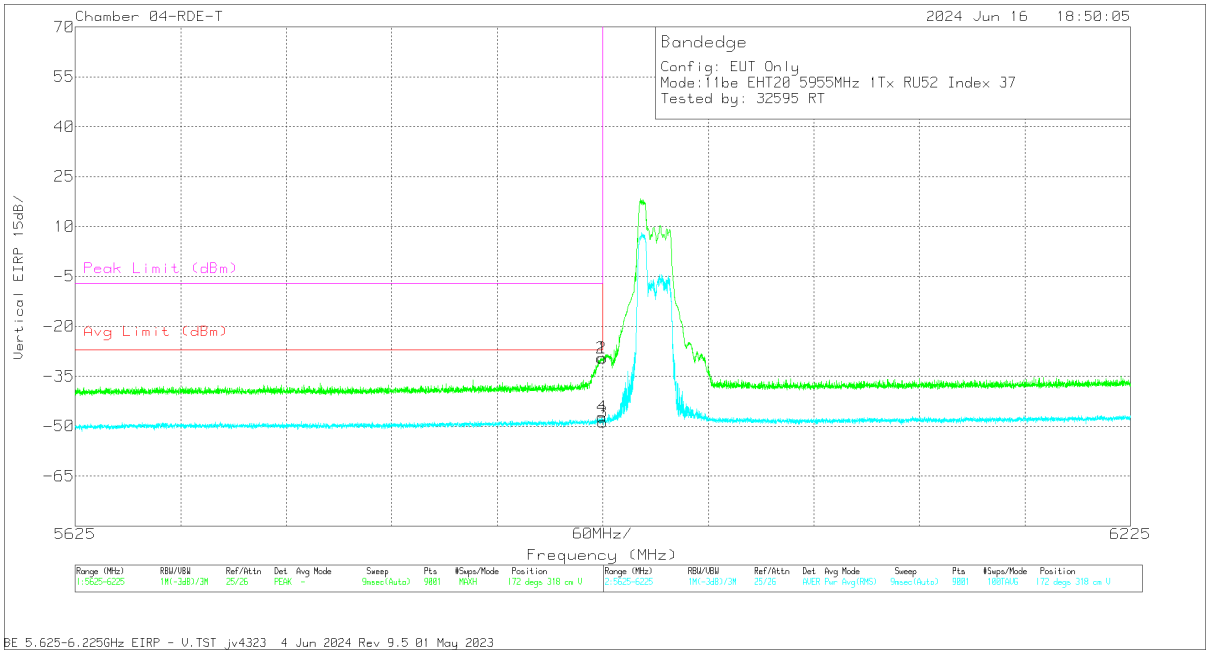

Marker	Frequency (MHz)	Meter Reading (dBm)	Det	80430 3m ACF (dB/m)	Conversion Factor (dB)	DCCF (dB)	Gain/Loss (dB)	Corrected Reading EIRP	Avg Limit (dBm)	RMS Margin (dB)	Peak Limit (dBm)	PK Margin (dB)	Azimuth (Degs)	Height (cm)	Polarity
2	5924.268	-41.36	Pk	35.4	11.8	0	-35.28	-29.44	-	-	-7	-22.44	172	318	V
4	5924.668	-59.75	RMS	35.4	11.8	.55	-35.28	-47.28	-27	-20.28	-	-	172	318	V
1	5925	-41.44	Pk	35.4	11.8	0	-35.27	-29.51	-	-	-7	-22.51	172	318	V
3	5925	-61.16	RMS	35.4	11.8	.55	-35.27	-48.68	-27	-21.68	-	-	172	318	V

Pk - Peak detector
RMS - RMS detection

UL VERIFICATION SERVICES
47173 Benicia Street, Fremont, CA 94538; USA TEL:(510) 319-4000 FAX:(510) 661-0888
This report shall not be reproduced except in full, without the written approval of UL VERIFICATION SERVICES

1.1.3. 802.11be MIMO SU MODE IN UNII-5 BAND - BANDEDGE

UNII-5 (MIMO CDD)	Channel Frequency (MHz)	Ant. #	Frequency (GHz)	Meter Reading (dBuV)	Det	AF (dB/m)	Conversion Factor (dB)	DCCF (dB)	Gain/Loss (dB)	Correct Reading EIRP (dBm)	Avg Limit (dBm)	Avg Margin (dB)	Pk Limit (dBm)	Pk Margin (dB)	Azimuth (Degs)	Height (cm)	Polarity
EHT20 (SU Mode)	5955	6 + 5	5.923801	-56.27	RMS	35.1	11.8	0.63	-36.05	-44.79	-27	-17.79	-	-	257	228	H
			5.924602	-38.35	Pk	35.1	11.8	0	-36.04	-27.49	-	-	-7	-20.49	257	228	H
			5.925	-39.28	Pk	35.1	11.8	0	-36.04	-28.42	-	-	-7	-21.42	257	228	H
			5.925	-56.89	RMS	35.1	11.8	0.63	-36.04	-45.4	-27	-18.4	-	-	257	228	H
			5.924668	-58.96	RMS	35.1	11.8	0.63	-36.04	-47.47	-27	-20.47	-	-	266	162	V
			5.924868	-41.69	Pk	35.1	11.8	0	-36.04	-30.83	-	-	-7	-23.83	266	162	V
			5.925	-41.49	Pk	35.1	11.8	0	-36.04	-30.63	-	-	-7	-23.63	266	162	V
			5.925	-58.9	RMS	35.1	11.8	0.63	-36.04	-47.41	-27	-20.41	-	-	266	162	V
EHT40 (SU Mode)	5962	6 + 5	5.924668	-46.85	RMS	35.1	11.8	0.83	-36.04	-35.16	-27	-8.16	-	-	106	157	H
			5.924935	-30.37	Pk	35.1	11.8	0	-36.04	-19.51	-	-	-7	-12.51	106	157	H
			5.925	-30.19	Pk	35.1	11.8	0	-36.04	-19.33	-	-	-7	-12.33	106	157	H
			5.925	-48.15	RMS	35.1	11.8	0.83	-36.04	-36.46	-27	-9.46	-	-	106	157	H
			5.924735	-50.56	RMS	35.1	11.8	0.83	-36.04	-38.87	-27	-11.87	-	-	184	103	V
			5.924935	-33.4	Pk	35.1	11.8	0	-36.04	-22.54	-	-	-7	-15.54	184	103	V
			5.925	-33.67	Pk	35.1	11.8	0	-36.04	-22.81	-	-	-7	-15.81	184	103	V
			5.925	-50.52	RMS	35.1	11.8	0.83	-36.04	-38.83	-27	-11.83	-	-	184	103	V
EHT80 (SU Mode)	5985	6 + 5	5.920201	-46.29	RMS	35	11.8	1.21	-36.05	-34.33	-27	-7.33	-	-	198	166	H
			5.924735	-29.15	Pk	35.1	11.8	0	-36.04	-18.29	-	-	-7	-11.29	198	166	H
			5.925	-32.3	Pk	35.1	11.8	0	-36.04	-21.44	-	-	-7	-14.44	198	166	H
			5.925	-48.02	RMS	35.1	11.8	1.21	-36.04	-35.95	-27	-8.95	-	-	198	166	H
			5.920468	-50.57	RMS	35	11.8	1.21	-36.05	-38.61	-27	-11.61	-	-	271	222	V
			5.922668	-36.01	Pk	35	11.8	0	-36.05	-25.26	-	-	-7	-18.26	271	222	V
			5.925	-37.39	Pk	35.1	11.8	0	-36.04	-26.53	-	-	-7	-19.53	271	222	V
			5.925	-52.95	RMS	35.1	11.8	1.21	-36.04	-40.88	-27	-13.88	-	-	271	222	V
EHT160 (SU Mode)	6025	6 + 5	5.901468	-27.59	Pk	35	11.8	0	-36.14	-16.93	-	-	-7	-9.93	116	184	H
			5.910601	-42.68	RMS	35	11.8	1.8	-36.12	-30.2	-27	-3.2	-	-	116	184	H
			5.925	-30.23	Pk	35.1	11.8	0	-36.04	-19.37	-	-	-7	-12.37	116	184	H
			5.925	-46.05	RMS	35.1	11.8	1.8	-36.04	-33.39	-27	-6.39	-	-	116	184	H
			5.914535	-48.43	RMS	35	11.8	1.8	-36.04	-35.87	-27	-8.87	-	-	198	176	V
			5.921735	-34.12	Pk	35	11.8	0	-36.06	-23.38	-	-	-7	-16.38	198	176	V
			5.925	-36	Pk	35.1	11.8	0	-36.04	-25.14	-	-	-7	-18.14	198	176	V
			5.925	-51.63	RMS	35.1	11.8	1.8	-36.04	-38.97	-27	-11.97	-	-	198	176	V

* - indicates frequency in CFR47 Pt 15 / IC RSS-Restricted Band
Pk - Peak detector
RMS - RMS detection

UL VERIFICATION SERVICES
47173 Benicia Street, Fremont, CA 94538; USA TEL:(510) 319-4000 FAX:(510) 661-0888
This report shall not be reproduced except in full, without the written approval of UL VERIFICATION SERVICES

2TX Antenna 6 + Antenna 5 OFDMA MODE: SU Mode

BANDEDGE (LOW CHANNEL / 5955MHz)
HORIZONTAL RESULT

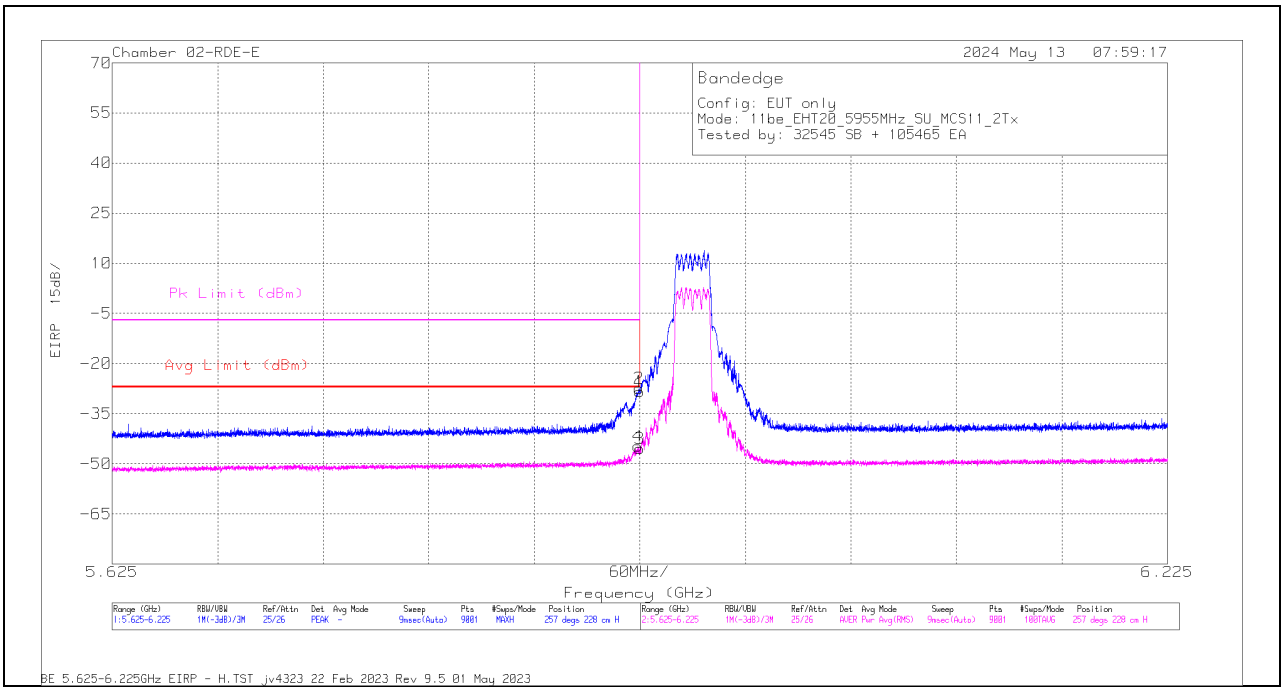

Marker	Frequency (GHz)	Meter Reading (dBm)	Det	206807 ACF (dB/m)	Conversion Factor (dB)	DCCF (dB)	Gain/Loss (dB)	Corrected Reading EIRP	Avg Limit (dBm)	RMS Margin (dB)	Pk Limit (dBm)	PK Margin (dB)	Azimuth (Degs)	Height (cm)	Polarity
4	5.923801	-56.27	RMS	35.1	11.8	.63	-36.05	-44.79	-27	-17.79	-	-	257	228	H
2	5.924602	-38.35	Pk	35.1	11.8	0	-36.04	-27.49	-	-	-7	-20.49	257	228	H
1	5.925	-39.28	Pk	35.1	11.8	0	-36.04	-28.42	-	-	-7	-21.42	257	228	H
3	5.925	-56.89	RMS	35.1	11.8	.63	-36.04	-45.4	-27	-18.4	-	-	257	228	H

Pk - Peak detector
RMS - RMS detection

UL VERIFICATION SERVICES
47173 Benicia Street, Fremont, CA 94538; USA TEL:(510) 319-4000 FAX:(510) 661-0888
This report shall not be reproduced except in full, without the written approval of UL VERIFICATION SERVICES

VERTICAL RESULT

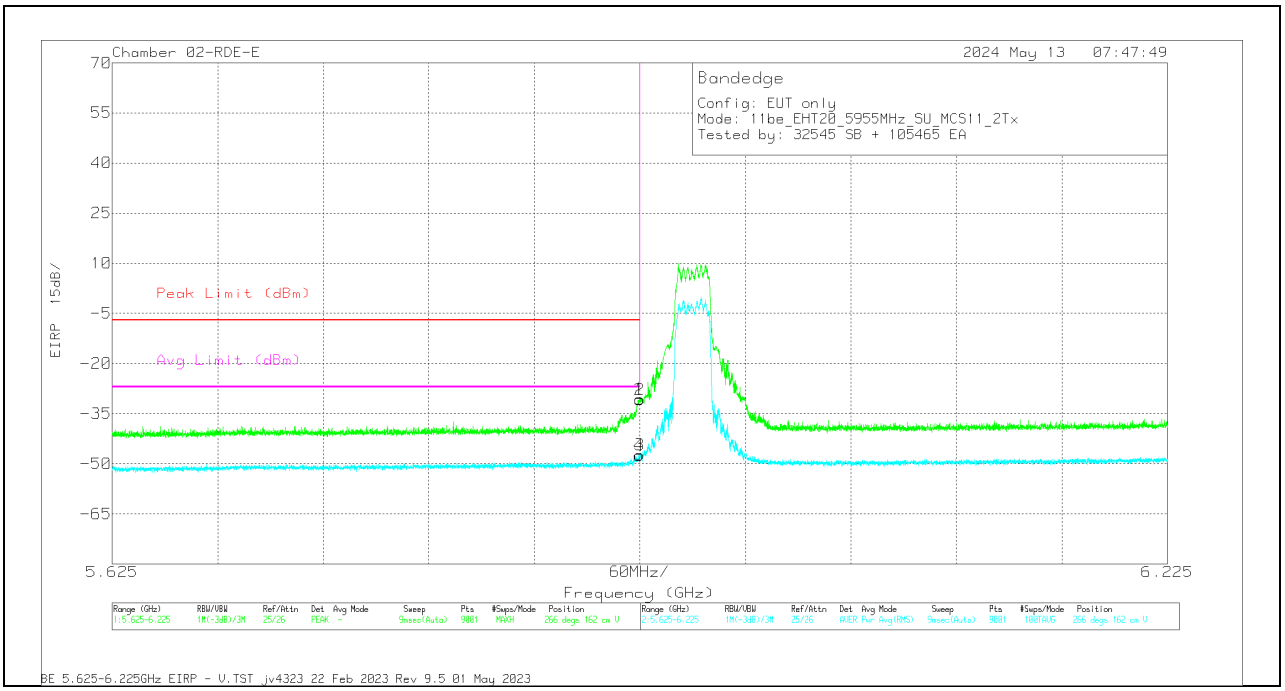

Marker	Frequency (GHz)	Meter Reading (dBm)	Det	206807 ACF (dB/m)	Conversion Factor (dB)	DCCF (dB)	Gain/Loss (dB)	Corrected Reading EIRP	Peak Limit (dBm)	PK Margin (dB)	Avg Limit (dBm)	RMS Margin (dB)	Azimuth (Degs)	Height (cm)	Polarity
4	5.924668	-58.96	RMS	35.1	11.8	.63	-36.04	-47.47	-	-	-27	-20.47	266	162	V
2	5.924868	-41.69	Pk	35.1	11.8	0	-36.04	-30.83	-7	-23.83	-	-	266	162	V
1	5.925	-41.49	Pk	35.1	11.8	0	-36.04	-30.63	-7	-23.63	-	-	266	162	V
3	5.925	-58.9	RMS	35.1	11.8	.63	-36.04	-47.41	-	-	-27	-20.41	266	162	V

Pk - Peak detector
RMS - RMS detection

UL VERIFICATION SERVICES
47173 Benicia Street, Fremont, CA 94538; USA TEL:(510) 319-4000 FAX:(510) 661-0888
This report shall not be reproduced except in full, without the written approval of UL VERIFICATION SERVICES

1.1.4. 802.11be MIMO PARTIAL RU MODE IN UNII-5 BAND – BANDEDGE

UNII-5 (MIMO CDD)	Channel Frequency (MHz)	Ant. #	Frequency (GHz)	Meter Reading (dBuV)	Det	AF (dB/m)	Conversion Factor (dB)	DCCF (dB)	Gain/Loss (dB)	Correct Reading EIRP (dBm)	Avg Limit (dBm)	Avg Margin (dB)	Pk Limit (dBm)	Pk Margin (dB)	Azimuth (Degs)	Height (cm)	Polarity
EHT20 (52T / Index 37)	5955	6+5	5921.468	-59.26	RMS	35.4	11.8	0.55	-35.32	-46.83	-27	-19.83	-	-	286	227	H
			5924.402	-39.69	Pk	35.4	11.8	0	-35.28	-27.77	-	-	-7	-20.77	286	227	H
			5925	-42.53	Pk	35.4	11.8	0	-35.27	-30.6	-	-	-7	-23.6	286	227	H
			5925	-59.64	RMS	35.4	11.8	0.55	-35.27	-47.16	-27	-20.16	-	-	286	227	H
			5922.401	-58.98	RMS	35.4	11.8	0.55	-35.27	-46.5	-27	-19.5	-	-	360	204	V
			5924.602	-37.4	Pk	35.4	11.8	0	-35.28	-25.48	-	-	-7	-18.48	360	204	V
			5925	-38.39	Pk	35.4	11.8	0	-35.27	-26.46	-	-	-7	-19.46	360	204	V
			5925	-59.28	RMS	35.4	11.8	0.55	-35.27	-46.8	-27	-19.8	-	-	360	204	V
EHT20 (106+26T / Index 82)	5955	6+5	5924.535	-57.99	RMS	35.4	11.8	0.32	-35.28	-45.75	-27	-18.75	-	-	70	241	H
			5924.802	-39.91	Pk	35.4	11.8	0	-35.27	-27.98	-	-	-7	-20.98	70	241	H
			5925	-44.03	Pk	35.4	11.8	0	-35.27	-32.1	-	-	-7	-25.1	70	241	H
			5925	-59.33	RMS	35.4	11.8	0.32	-35.27	-47.08	-27	-20.08	-	-	70	241	H
			5924.002	-58.46	RMS	35.4	11.8	0.32	-35.29	-46.23	-27	-19.23	-	-	21	219	V
			5924.668	-40.6	Pk	35.4	11.8	0	-35.28	-28.68	-	-	-7	-21.68	21	219	V
			5925	-42.29	Pk	35.4	11.8	0	-35.27	-30.36	-	-	-7	-23.36	21	219	V
			5925	-59.57	RMS	35.4	11.8	0.32	-35.27	-47.32	-27	-20.32	-	-	21	219	V
EHT40 (242T / Index 61)	5965	6+5	5.923268	-54.5	RMS	35.2	11.8	0.66	-37.72	-44.56	-27	-17.56	-	-	281	114	H
			5.924935	-35.67	Pk	35.2	11.8	0	-37.73	-26.4	-	-	-7	-19.4	281	114	H
			5.925	-36.05	Pk	35.2	11.8	0	-37.73	-26.78	-	-	-7	-19.78	281	114	H
			5.925	-55.72	RMS	35.2	11.8	0.66	-37.73	-45.79	-27	-18.79	-	-	281	114	H
			5.921001	-41.85	Pk	35.2	11.8	0	-37.72	-32.57	-	-	-7	-25.57	333	118	V
			5.923201	-57.25	RMS	35.2	11.8	0.66	-37.72	-47.31	-27	-20.31	-	-	333	118	V
			5.925	-43.59	Pk	35.2	11.8	0	-37.73	-34.32	-	-	-7	-27.32	333	118	V
			5.925	-58.04	RMS	35.2	11.8	0.66	-37.73	-48.11	-27	-21.11	-	-	333	118	V
EHT40 (106+26T / Index 82)	5965	6+5	5.922401	-37.47	Pk	35.2	11.8	0	-37.73	-28.2	-	-	-7	-21.2	262	180	H
			5.924802	-57.85	RMS	35.2	11.8	1.33	-37.73	-47.25	-27	-20.25	-	-	262	180	H
			5.925	-44	Pk	35.2	11.8	0	-37.73	-34.73	-	-	-7	-27.73	262	180	H
			5.925	-57.83	RMS	35.2	11.8	1.33	-37.73	-47.23	-27	-20.23	-	-	262	180	H
			5.917468	-59.36	RMS	35.2	11.8	1.33	-37.74	-48.77	-27	-21.77	-	-	323	397	V
			5.922001	-43.57	Pk	35.2	11.8	0	-37.73	-34.3	-	-	-7	-27.3	323	397	V
			5.925	-45.29	Pk	35.2	11.8	0	-37.73	-36.02	-	-	-7	-29.02	323	397	V
			5.925	-59.5	RMS	35.2	11.8	1.33	-37.73	-48.9	-27	-21.9	-	-	323	397	V
EHT80 (52T / Index 37)	5985	6+5	5.924802	-26.65	Pk	35.2	11.8	0	-36.72	-16.37	-	-	-7	-9.37	274	165	H
			5.924935	-47.08	RMS	35.2	11.8	1.02	-36.72	-35.78	-27	-8.78	-	-	274	165	H
			5.925	-26.66	Pk	35.2	11.8	0	-36.72	-16.38	-	-	-7	-9.38	274	165	H
			5.925	-45.89	RMS	35.2	11.8	1.02	-36.72	-34.59	-27	-7.59	-	-	274	165	H
			5.921135	-56.52	RMS	35.2	11.8	1.02	-36.72	-45.22	-27	-18.22	-	-	337	139	V
			5.924668	-36.46	Pk	35.2	11.8	0	-36.72	-26.18	-	-	-7	-19.18	337	139	V
			5.925	-36.99	Pk	35.2	11.8	0	-36.72	-26.71	-	-	-7	-19.71	337	139	V
			5.925	-57.73	RMS	35.2	11.8	1.02	-36.72	-46.43	-27	-19.43	-	-	337	139	V
EHT80 (242T / Index 61)	5985	6+5	5.922801	-45.33	RMS	35.2	11.8	0.66	-36.71	-34.38	-27	-7.37	-	-	264	178	H
			5.923935	-25.69	Pk	35.2	11.8	0	-36.72	-15.41	-	-	-7	-8.41	264	178	H
			5.925	-26.19	Pk	35.2	11.8	0	-36.72	-15.91	-	-	-7	-8.91	264	178	H
			5.925	-47.6	RMS	35.2	11.8	0.66	-36.72	-36.66	-27	-9.65	-	-	264	178	H
			5.921001	-53.33	RMS	35.2	11.8	0.66	-36.72	-42.39	-27	-15.38	-	-	14	246	V
			5.924068	-33.61	Pk	35.2	11.8	0	-36.72	-23.33	-	-	-7	-16.33	14	246	V
			5.925	-34.73	Pk	35.2	11.8	0	-36.72	-24.45	-	-	-7	-17.45	14	246	V
			5.925	-56.05	RMS	35.2	11.8	0.66	-36.72	-45.11	-27	-18.1	-	-	14	246	V
EHT160 (242T / Index 61)	6025	6+5	5.923201	-51.09	RMS	35.2	11.8	0.67	-37.72	-41.14	-27	-14.14	-	-	272	251	H
			5.924802	-29.67	Pk	35.2	11.8	0	-37.73	-20.4	-	-	-7	-13.4	272	251	H
			5.925	-29.56	Pk	35.2	11.8	0	-37.73	-20.29	-	-	-7	-13.29	272	251	H
			5.925	-50.59	RMS	35.2	11.8	0.67	-37.73	-40.65	-27	-13.65	-	-	272	251	H
			5.920868	-55.92	RMS	35.2	11.8	0.67	-37.72	-45.97	-27	-18.97	-	-	336	121	V
			5.924935	-34.59	Pk	35.2	11.8	0	-37.73	-25.32	-	-	-7	-18.32	336	121	V
			5.925	-34.76	Pk	35.2	11.8	0	-37.73	-25.49	-	-	-7	-18.49	336	121	V
			5.925	-57.67	RMS	35.2	11.8	0.67	-37.73	-47.73	-27	-20.73	-	-	336	121	V
EHT160 (484T / Index 65)	6025	6+5	5.924868	-45.96	RMS	35.2	11.8	0.3	-37.73	-36.39	-27	-9.39	-	-	279	110	H
			5.924935	-27.53	Pk	35.2	11.8	0	-37.73	-18.26	-	-	-7	-11.26	279	110	H
			5.925	-27.35	Pk	35.2	11.8	0	-37.73	-18.08	-	-	-7	-11.08	279	110	H
			5.925	-47.62	RMS	35.2	11.8	0.3	-37.73	-38.05	-27	-11.05	-	-	279	110	H
			5.923335	-51.8	RMS	35.2	11.8	0.3	-37.72	-42.22	-27	-15.22	-	-	338	377	V
			5.924935	-33.45	Pk	35.2	11.8	0	-37.73	-24.18	-	-	-7	-17.18	338	377	V
			5.925	-33.41	Pk	35.2	11.8	0	-37.73	-24.14	-	-	-7	-17.14	338	377	V
			5.925	-52.33	RMS	35.2	11.8	0.3	-37.73	-42.76	-27	-15.76	-	-	338	377	V

* - indicates frequency in CFR47 Pt 15 / IC RSS-Restricted Band
Pk - Peak detector
RMS - RMS detection

UL VERIFICATION SERVICES
47173 Benicia Street, Fremont, CA 94538; USA TEL:(510) 319-4000 FAX:(510) 661-0888
This report shall not be reproduced except in full, without the written approval of UL VERIFICATION SERVICES

2TX Antenna 6 + Antenna 5 OFDMA MODE: 106+26-Tones, RU Index 82

BANDEDGE (LOW CHANNEL 40MHz / 5965MHz)
HORIZONTAL RESULT

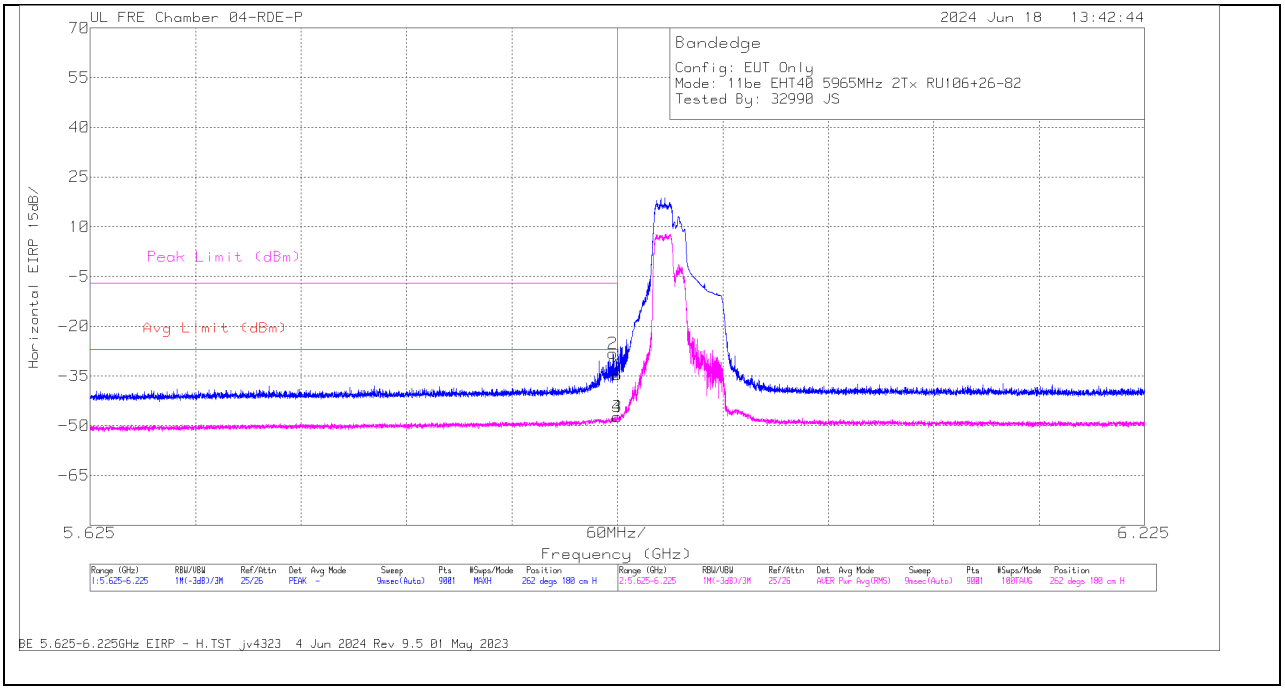

Marker	Frequency (GHz)	Meter Reading (dBm)	Det	79834 3m ACF (dB/m)	Conversion Factor (dB)	DCCF (dB)	Gain/Loss (dB)	Corrected Reading EIRP	Avg Limit (dBm)	RMS Margin (dB)	Peak Limit (dBm)	PK Margin (dB)	Azimuth (Degs)	Height (cm)	Polarity
2	5.922401	-37.47	Pk	35.2	11.8	0	-37.73	-28.2	-	-	-7	-21.2	262	180	H
4	5.924802	-57.85	RMS	35.2	11.8	1.33	-37.73	-47.25	-27	-20.25	-	-	262	180	H
1	5.925	-44	Pk	35.2	11.8	0	-37.73	-34.73	-	-	-7	-27.73	262	180	H
3	5.925	-57.83	RMS	35.2	11.8	1.33	-37.73	-47.23	-27	-20.23	-	-	262	180	H

Pk - Peak detector
RMS - RMS detection

UL VERIFICATION SERVICES
47173 Benicia Street, Fremont, CA 94538; USA TEL:(510) 319-4000 FAX:(510) 661-0888
This report shall not be reproduced except in full, without the written approval of UL VERIFICATION SERVICES

VERTICAL RESULT

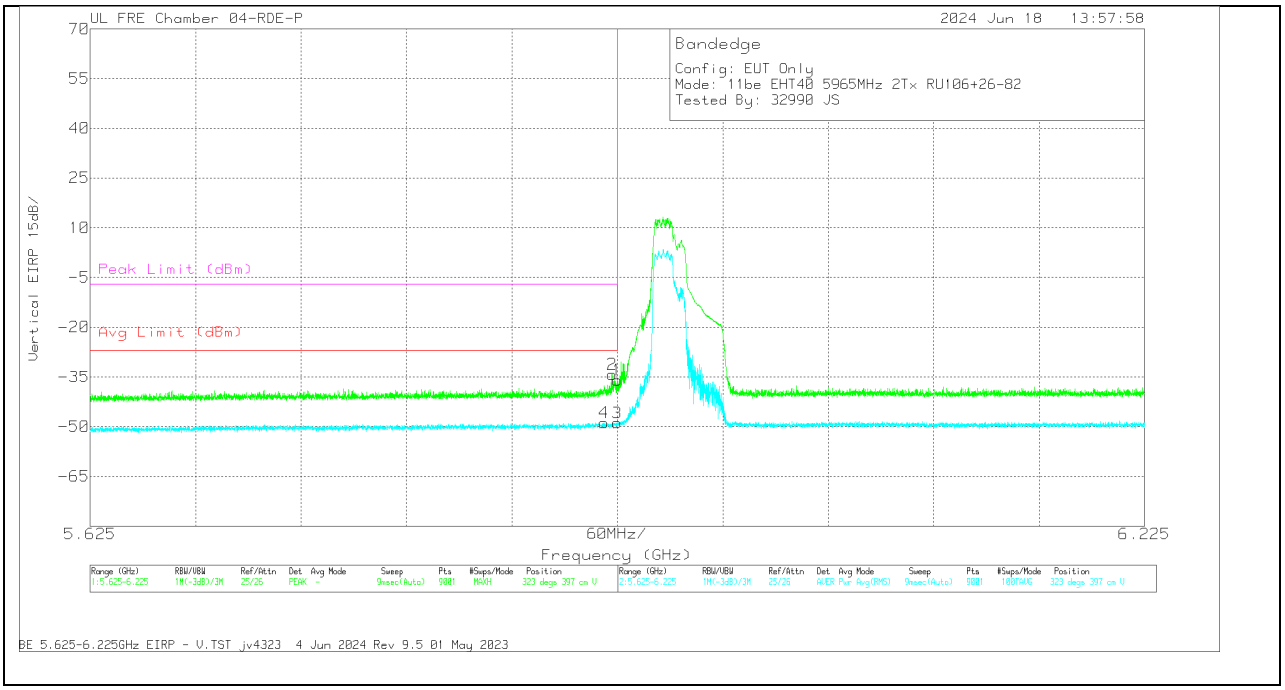

Marker	Frequency (GHz)	Meter Reading (dBm)	Det	79834 3m ACF (dB/m)	Conversion Factor (dB)	DCCF (dB)	Gain/Loss (dB)	Corrected Reading EIRP	Avg Limit (dBm)	RMS Margin (dB)	Peak Limit (dBm)	PK Margin (dB)	Azimuth (Degs)	Height (cm)	Polarity
4	5.917468	-59.36	RMS	35.2	11.8	1.33	-37.74	-48.77	-27	-21.77	-	-	323	397	V
2	5.922001	-43.57	Pk	35.2	11.8	0	-37.73	-34.3	-	-	-7	-27.3	323	397	V
1	5.925	-45.29	Pk	35.2	11.8	0	-37.73	-36.02	-	-	-7	-29.02	323	397	V
3	5.925	-59.5	RMS	35.2	11.8	1.33	-37.73	-48.9	-27	-21.9	-	-	323	397	V

Pk - Peak detector
RMS - RMS detection

UL VERIFICATION SERVICES
47173 Benicia Street, Fremont, CA 94538; USA TEL:(510) 319-4000 FAX:(510) 661-0888
This report shall not be reproduced except in full, without the written approval of UL VERIFICATION SERVICES

1.1.5. 802.11be MIMO MODE IN UNII-5 BAND – SPURIOUS EMISSIONS

20MHz

UNII-5 (MIMO CDD)	Channel Frequency (MHz)	Ant. #	Frequency (GHz)	Meter Reading (dBuV)	Det	AF (dB/m)	Amp/Cbl/ Fltr/Pad (dB)	DCCF (dB)	Correct Reading (dBuV/m)	Avg Limit (dBuV/m)	Avg Margin (dB)	Pk Limit (dBuV/m)	Pk Margin (dB)	Azimuth (Degs)	Height (cm)	Polarity
11be (SU Mode / Highest Power)	5955	6 + 5	2.54931	61.35	PK-U	32.5	-48.9	0	44.95	-	-	88.2	-43.25	49	122	V
			2.551044	60.74	PK-U	32.5	-48.8	0	44.44	-	-	88.2	-43.76	313	266	H
			2.551288	49.51	ADR	32.5	-48.8	0	33.21	68.2	-34.99	-	-	49	122	V
			2.551421	49.39	ADR	32.5	-48.8	0	33.09	68.2	-35.11	-	-	313	266	H
			10.411621	44.57	ADR	37.8	-45	0	37.37	68.2	-30.83	-	-	147	281	H
			10.411852	56.31	PK-U	37.8	-45	0	49.11	-	-	88.2	-39.09	147	281	H
			10.415413	44.36	ADR	37.9	-45	0	37.26	68.2	-30.94	-	-	203	117	V
			10.415481	56.1	PK-U	37.9	-45	0	49	-	-	88.2	-39.2	203	117	V
			13.153301	42.44	ADR	39	-41.9	0	39.54	68.2	-28.66	-	-	43	321	V
			13.153632	54.07	PK-U	39	-41.9	0	51.17	-	-	88.2	-37.03	43	321	V
			13.160305	42.37	ADR	39	-42.1	0	39.27	68.2	-28.93	-	-	130	103	H
			13.160883	54.8	PK-U	39	-42.1	0	51.7	-	-	88.2	-36.5	130	103	H
	6175	6 + 5	* 2.698354	60.31	PK-U	32.3	-48.8	0	43.81	-	-	74	-30.19	36	224	H
			* 2.69538	48.92	ADR	32.3	-48.8	0	32.42	54	-21.58	-	-	36	224	H
			* 2.703672	60.77	PK-U	32.3	-48.8	0	44.27	-	-	74	-29.73	103	116	V
			* 2.702977	49.1	ADR	32.3	-48.8	0	32.6	54	-21.4	-	-	103	116	V
			* 15.5632	52.11	PK-U	40.5	-40.62	0	51.99	-	-	74	-22.01	186	382	H
			* 15.564377	41.01	ADR	40.5	-40.66	0	40.85	54	-13.15	-	-	186	382	H
			* 15.517735	52.81	PK-U	40.5	-40.3	0	53.01	-	-	74	-20.99	230	218	V
			* 15.5181	41.16	ADR	40.5	-40.3	0	41.36	54	-12.64	-	-	230	218	V
			10.414721	44.23	ADR	37.9	-45	0	37.13	68.2	-31.07	-	-	311	170	V
			10.415142	44.24	ADR	37.9	-45	0	37.14	68.2	-31.06	-	-	73	352	H
			10.415294	56.14	PK-U	37.9	-45	0	49.04	-	-	88.2	-39.16	311	170	V
			10.416421	55.57	PK-U	37.9	-45	0	48.47	-	-	88.2	-39.73	73	352	H
	6415	6 + 5	* 9.418988	55.52	PK-U	36.3	-44.6	0	47.22	-	-	74	-26.78	149	376	H
			* 9.419102	44.02	ADR	36.3	-44.6	0	35.72	54	-18.28	-	-	149	376	H
			* 11.853454	53.28	PK-U	38.6	-41.85	0	50.03	-	-	74	-23.97	205	109	H
			* 11.852487	41.62	ADR	38.6	-41.85	0	38.37	54	-15.63	-	-	205	109	H
			* 9.427322	54.55	PK-U	36.4	-44.2	0	46.75	-	-	74	-27.25	215	196	V
			* 9.425823	43.6	ADR	36.4	-44.2	0	35.8	54	-18.2	-	-	215	196	V
			* 11.838692	53.92	PK-U	38.6	-42.1	0	50.42	-	-	74	-23.58	301	239	V
			* 11.839905	41.94	ADR	38.6	-42.01	0	38.53	54	-15.47	-	-	301	239	V
			1.767197	48.66	ADR	29.9	-49	0	29.56	68.2	-38.64	-	-	54	221	V
			1.770861	60.86	PK-U	30	-48.9	0	41.96	-	-	88.2	-46.24	54	221	V
			1.878084	59.94	PK-U	30.7	-49.2	0	41.44	-	-	88.2	-46.76	226	257	H
			1.879145	48.63	ADR	30.7	-49.2	0	30.13	68.2	-38.07	-	-	226	257	H
11be (Partial RU Mode / Highest PSD)	5955 (106+26T-Index 82)	6 + 5	* 12.389467	53.44	PK-U	38.9	-41.95	0	50.39	-	-	74	-23.61	80	237	H
			* 12.38983	41.95	ADR	38.9	-41.92	0	38.93	54	-15.07	-	-	80	237	H
			* 12.401399	53.7	PK-U	38.9	-42	0	50.6	-	-	74	-23.4	210	176	V
			* 12.401899	42.02	ADR	38.9	-42	0	38.92	54	-15.08	-	-	210	176	V
			2.450638	60.45	PK-U	32.3	-48.9	0	43.85	-	-	88.2	-44.35	190	168	V
			2.450892	48.6	ADR	32.3	-48.9	0	32	68.2	-36.2	-	-	190	168	V
			2.451078	48.57	ADR	32.3	-48.9	0	31.97	68.2	-36.23	-	-	215	126	H
			2.452701	60.61	PK-U	32.3	-48.9	0	44.01	-	-	88.2	-44.19	215	126	H
			10.472541	44.17	ADR	37.9	-44.7	0	37.37	68.2	-30.83	-	-	160	130	H
			10.475407	56.52	PK-U	37.9	-44.6	0	49.82	-	-	88.2	-38.38	160	130	H
			10.4771	44.16	ADR	37.9	-44.59	0	37.47	68.2	-30.73	-	-	93	108	V
			10.478858	55.77	PK-U	37.9	-44.59	0	49.08	-	-	88.2	-39.12	93	108	V
	6175 (106+26T-Index 82)	6 + 5	* 12.406479	53.62	PK-U	38.9	-41.9	0	50.62	-	-	74	-23.38	276	215	H
			* 12.406228	42.1	ADR	38.9	-41.9	0	39.1	54	-14.9	-	-	276	215	H
			* 12.295557	53.51	PK-U	38.9	-42.4	0	50.01	-	-	74	-23.99	124	137	V
			* 12.29419	42.02	ADR	38.9	-42.32	0	38.6	54	-15.4	-	-	124	137	V
			1.938966	50.85	ADR	31	-49	0	32.85	68.2	-35.35	-	-	343	222	V
			1.939299	62.74	PK-U	31	-49	0	44.74	-	-	88.2	-43.46	343	222	V
			1.95327	50.08	ADR	31	-49	0	32.08	68.2	-36.12	-	-	191	381	H
			1.953379	61.81	PK-U	31	-49	0	43.81	-	-	88.2	-44.39	191	381	H
			15.120331	41.7	ADR	40.1	-41	0	40.8	68.2	-27.4	-	-	178	370	V
			15.120813	53.23	PK-U	40.1	-41	0	52.33	-	-	88.2	-35.87	153	279	H
			15.121037	54.54	PK-U	40.1	-41	0	53.64	-	-	88.2	-34.56	178	370	V
			15.121587	41.64	ADR	40.1	-41.06	0	40.68	68.2	-27.52	-	-	153	279	H
	6415 (106+26T-Index 83)	6 + 5	* 2.365179	60.95	PK-U	32	-49.2	0	43.75	-	-	74	-30.25	118	250	H
			* 2.366011	49.37	ADR	32	-49.2	0	32.17	54	-21.83	-	-	118	250	H
			* 2.356597	61.52	PK-U	31.9	-49.2	0	44.22	-	-	74	-29.78	204	332	V
			* 2.354669	49.66	ADR	31.9	-49.2	0	32.36	54	-21.64	-	-	204	332	V
			* 9.455896	55.18	PK-U	36.4	-44.7	0	46.88	-	-	74	-27.12	69	323	H
			* 9.454801	43.84	ADR	36.4	-44.7	0	35.54	54	-18.46	-	-	69	323	H
			* 11.849039	53.37	PK-U	38.6	-41.9	0	50.07	-	-	74	-23.93	22	278	H
			* 11.84858	41.92	ADR	38.6	-41.94	0	38.58	54	-15.42	-	-	22	278	H
			* 9.437788	55.42	PK-U	36.4	-44.32	0	47.5	-	-	74	-26.5	66	210	V
			* 9.438222	43.63	ADR	36.4	-44.28	0	35.75	54	-18.25	-	-	66	210	V
			* 11.852386	53.63	PK-U	38.6	-41.86	0	50.37	-	-	74	-23.63	207	166	V
			* 11.855678	41.89	ADR	38.7	-41.8	0	38.79	54	-15.21	-	-	207	166	V

* - indicates frequency in CFR47 Pt 15 / IC RSS-Restricted Band
Pk - Peak detector
RMS - RMS detection

UL VERIFICATION SERVICES
47173 Benicia Street, Fremont, CA 94538; USA TEL:(510) 319-4000 FAX:(510) 661-0888
This report shall not be reproduced except in full, without the written approval of UL VERIFICATION SERVICES

HARMONICS AND SPURIOUS EMISSIONS (LOW CHANNEL / 5955MHz)

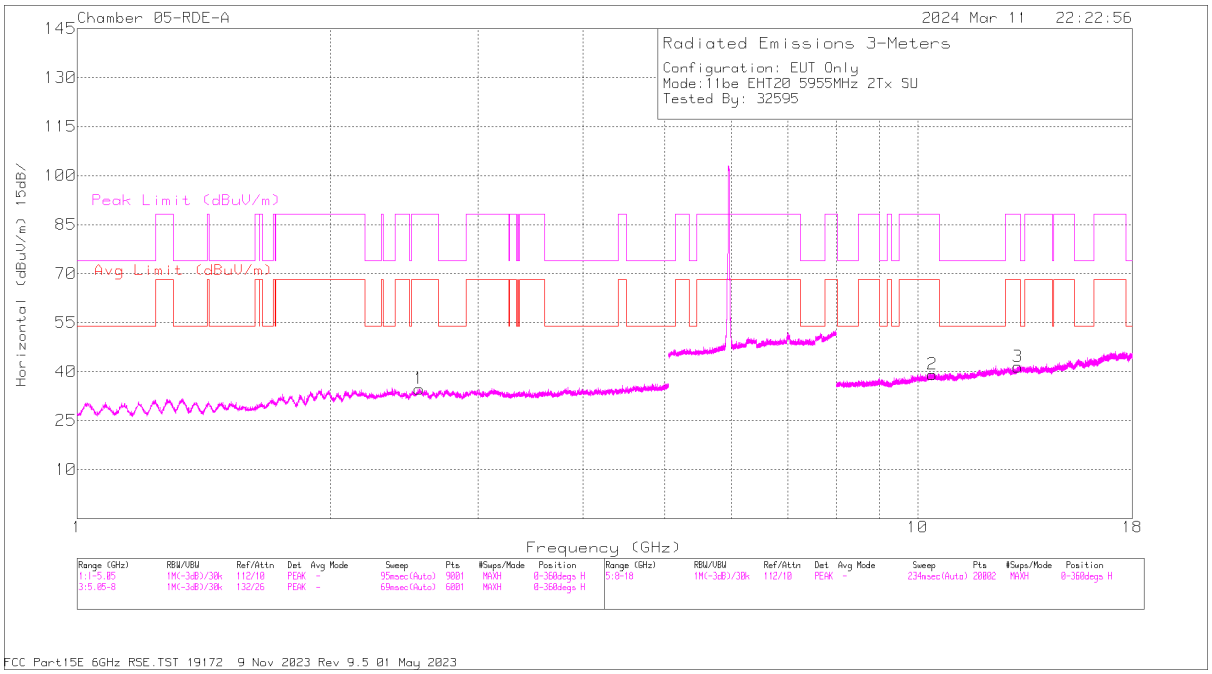

HORIZONTAL

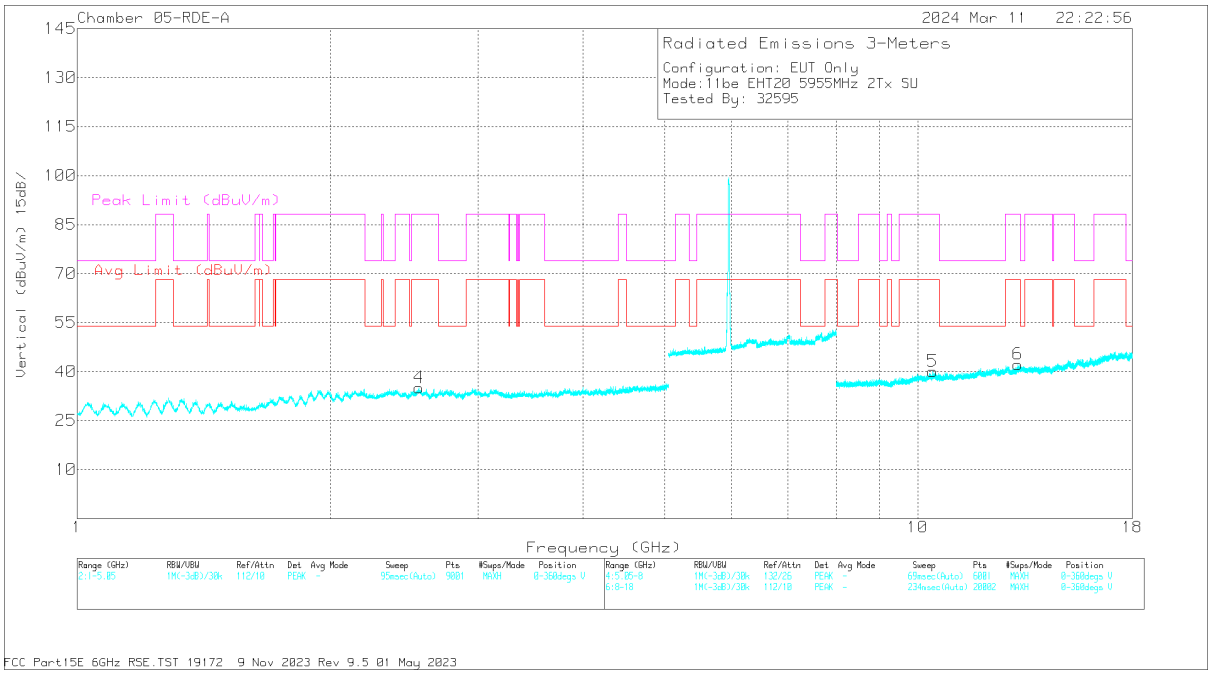

VERTICAL

UL VERIFICATION SERVICES
47173 Benicia Street, Fremont, CA 94538; USA TEL:(510) 319-4000 FAX:(510) 661-0888
This report shall not be reproduced except in full, without the written approval of UL VERIFICATION SERVICES

RADIATED EMISSIONS

Marker	Frequency (GHz)	Meter Reading (dBuV)	Det	80403 ACF 3m (dB/m)	DCCF (dB)	Gain/Loss (dB)	Corrected Reading (dBuV/m)	Avg Limit (dBuV/m)	Margin (dB)	Peak Limit (dBuV/m)	PK Margin (dB)	Azimuth (Degs)	Height (cm)	Polarity
4	2.54931	61.35	PK-U	32.5	0	-48.9	44.95	-	-	88.2	-43.25	49	122	V
4	2.551044	60.74	PK-U	32.5	0	-48.8	44.44	-	-	88.2	-43.76	313	266	H
1	2.551288	49.51	ADR	32.5	0	-48.8	33.21	68.2	-34.99	-	-	49	122	V
1	2.551421	49.39	ADR	32.5	0	-48.8	33.09	68.2	-35.11	-	-	313	266	H
2	10.411621	44.57	ADR	37.8	0	-45	37.37	68.2	-30.83	-	-	147	281	H
2	10.411852	56.31	PK-U	37.8	0	-45	49.11	-	-	88.2	-39.09	147	281	H
5	10.415413	44.36	ADR	37.9	0	-45	37.26	68.2	-30.94	-	-	203	117	V
5	10.415481	56.1	PK-U	37.9	0	-45	49	-	-	88.2	-39.2	203	117	V
6	13.153301	42.44	ADR	39	0	-41.9	39.54	68.2	-28.66	-	-	43	321	V
6	13.153632	54.07	PK-U	39	0	-41.9	51.17	-	-	88.2	-37.03	43	321	V
3	13.160305	42.37	ADR	39	0	-42.1	39.27	68.2	-28.93	-	-	130	103	H
3	13.160883	54.8	PK-U	39	0	-42.1	51.7	-	-	88.2	-36.5	130	103	H

PK-U - U-NII: Maximum Peak
ADR - U-NII AD primary method, RMS average

UL VERIFICATION SERVICES
47173 Benicia Street, Fremont, CA 94538; USA TEL:(510) 319-4000 FAX:(510) 661-0888
This report shall not be reproduced except in full, without the written approval of UL VERIFICATION SERVICES

40MHz

UNII-5 (MIMO CDD)	Channel Frequency (MHz)	Ant. #	Frequency (GHz)	Meter Reading (dBuV)	Det	AF (dB/m)	Amp/Cbl/ Fltr/Pad (dB)	DCCF (dB)	Correct Reading (dBuV/m)	Avg Limit (dBuV/m)	Avg Margin (dB)	Pk Limit (dBuV/m)	Pk Margin (dB)	Azimuth (Degs)	Height (cm)	Polarity
11be (SU Mode / Highest Power)	5965	6 + 5	2.554306	61.21	PK-U	32.6	-48.92	0	44.89	-	-	88.2	-43.31	215	338	H
			2.560481	49.68	ADR	32.6	-48.65	0	33.63	68.2	-34.57	-	-	215	338	H
			2.769408	48.75	ADR	32.1	-48.38	0	32.47	54	-21.53	-	-	319	300	V
			2.774421	60.68	PK-U	32.1	-48.35	0	44.43	-	-	74	-29.57	319	300	V
			11.065319	56.93	PK-U	37.9	-43.85	0	50.98	-	-	74	-23.02	303	282	H
			11.068266	45.38	ADR	37.9	-43.72	0	39.56	54	-14.44	-	-	303	282	H
			11.101093	44.99	ADR	37.9	-43.26	0	39.63	54	-14.37	-	-	181	153	V
			11.103527	56.06	PK-U	37.9	-43.21	0	50.75	-	-	74	-23.25	181	153	V
			17.276557	43.6	ADR	41.6	-42.38	0	42.82	68.2	-25.38	-	-	7	183	H
			17.280902	54.91	PK-U	41.6	-42.34	0	54.17	-	-	88.2	-34.03	7	183	H
			17.290862	43.7	ADR	41.5	-42.29	0	42.91	68.2	-25.29	-	-	163	126	V
			17.299223	55.38	PK-U	41.5	-42.38	0	54.5	-	-	88.2	-33.7	163	126	V
	6165	6 + 5	* 3.818194	58.28	PK-U	33.2	-46.9	0	44.58	-	-	74	-29.42	345	116	H
			* 3.816063	46.65	ADR	33.2	-46.94	0	32.91	54	-21.09	-	-	345	116	H
			* 3.820829	58.94	PK-U	33.2	-46.86	0	45.28	-	-	74	-28.72	309	216	V
			* 3.817704	46.72	ADR	33.2	-46.9	0	33.02	54	-20.98	-	-	309	216	V
			* 9.124028	56.74	PK-U	36	-44.13	0	48.61	-	-	74	-25.39	240	188	H
			* 9.122306	44.56	ADR	36	-44.23	0	36.33	54	-17.67	-	-	240	188	H
			* 11.101646	57.2	PK-U	37.9	-43.24	0	51.86	-	-	74	-22.14	297	128	H
			* 11.101741	45.25	ADR	37.9	-43.24	0	39.91	54	-14.09	-	-	297	128	H
			* 9.126713	56.52	PK-U	36	-43.97	0	48.55	-	-	74	-25.45	337	256	V
			* 9.129388	44.77	ADR	36	-43.89	0	36.88	54	-17.12	-	-	337	256	V
			* 11.103826	56.31	PK-U	37.9	-43.17	0	51.04	-	-	74	-22.96	176	212	V
			* 11.102768	44.99	ADR	37.9	-43.27	0	39.62	54	-14.38	-	-	176	212	V
	6405	6 + 5	* 4.009466	58.37	PK-U	33.4	-47.23	0	44.54	-	-	74	-29.46	229	300	H
			* 4.011805	46.94	ADR	33.4	-47.25	0	33.09	54	-20.91	-	-	229	300	H
			* 4.011387	58.74	PK-U	33.4	-47.24	0	44.9	-	-	74	-29.1	319	174	V
			* 4.012891	46.77	ADR	33.4	-47.25	0	32.92	54	-21.08	-	-	319	174	V
			* 9.096554	56.6	PK-U	36	-44.17	0	48.43	-	-	74	-25.57	225	177	H
			* 9.098138	45.08	ADR	36	-44.12	0	36.96	54	-17.04	-	-	225	177	H
			* 11.120108	56.36	PK-U	37.9	-43.41	0	50.85	-	-	74	-23.15	150	104	H
			* 11.116357	44.82	ADR	37.9	-43.37	0	39.35	54	-14.65	-	-	150	104	H
			* 9.107773	57.26	PK-U	36	-43.91	0	49.35	-	-	74	-24.65	299	308	V
			* 9.1062	45.22	ADR	36	-43.94	0	37.28	54	-16.72	-	-	299	308	V
			* 11.11955	56.24	PK-U	37.9	-43.35	0	50.79	-	-	74	-23.21	120	115	V
			* 11.118066	44.66	ADR	37.9	-43.28	0	39.28	54	-14.72	-	-	120	115	V
11be (Partial RU Mode / Highest PSD)	5965 (106+26T-Index 82)	6 + 5	1.891786	50.19	ADR	31.4	-48.9	0.19	32.88	68.2	-35.32	-	-	264	118	H
			1.900309	61.47	PK-U	31.4	-48.84	0	44.03	-	-	88.2	-44.17	264	118	H
			1.993938	61.18	PK-U	31.4	-48.85	0	43.73	-	-	88.2	-44.47	332	345	V
			1.994187	49.78	ADR	31.4	-48.83	0.19	32.54	68.2	-35.66	-	-	332	345	V
			9.094552	55.99	PK-U	36	-44.28	0	47.71	-	-	74	-26.29	306	177	V
			9.105727	44.91	ADR	36	-43.94	0.19	37.16	54	-16.84	-	-	306	177	V
			9.192322	44.75	ADR	36	-44.44	0.19	36.5	54	-17.5	-	-	20	220	H
			9.206655	56.16	PK-U	36	-44.53	0	47.63	-	-	88.2	-40.57	20	220	H
			14.95445	57.02	PK-U	39.9	-43.45	0	53.47	-	-	88.2	-34.73	113	345	H
			14.957376	45.14	ADR	39.9	-43.39	0.19	41.84	68.2	-26.36	-	-	113	345	H
			16.107352	55.94	PK-U	40.9	-43.2	0	53.64	-	-	74	-20.36	61	336	V
			16.111257	44.53	ADR	40.9	-43.29	0.19	42.33	54	-11.67	-	-	61	336	V
	6165 (106+26T-Index 82)	6 + 5	2.553052	49.52	ADR	32.6	-48.94	0.19	33.37	68.2	-34.83	-	-	351	384	H
			2.553648	60.72	PK-U	32.6	-48.94	0	44.38	-	-	88.2	-43.82	351	384	H
			2.719193	49.25	ADR	32.5	-48.87	0.19	33.07	54	-20.93	-	-	153	160	V
			2.722953	60.37	PK-U	32.4	-48.85	0	43.92	-	-	74	-30.08	153	160	V
			13.186603	56.31	PK-U	39	-43.19	0	52.12	-	-	88.2	-36.08	138	388	V
			13.194662	44.77	ADR	39	-43.13	0.19	40.83	68.2	-27.37	-	-	138	388	V
			13.396831	56.47	PK-U	39.1	-44.11	0	51.46	-	-	74	-22.54	61	255	H
			13.402106	44.73	ADR	39.1	-44.25	0.19	39.77	68.2	-28.43	-	-	61	255	H
			16.504129	44.97	ADR	41.4	-43.3	0.19	43.26	68.2	-24.94	-	-	318	314	H
			16.506254	56.43	PK-U	41.4	-43.5	0	54.33	-	-	88.2	-33.87	318	314	H
			16.771966	44.8	ADR	41.9	-42.91	0.19	43.98	68.2	-24.22	-	-	344	281	V
			16.776347	56.51	PK-U	41.9	-42.9	0	55.51	-	-	88.2	-32.69	344	281	V
	6405 (106+26T-Index 85)	6 + 5	* 2.487093	61.17	PK-U	32.2	-50.34	0	43.03	-	-	74	-30.97	305	250	H
			* 2.484645	49.12	ADR	32.2	-50.36	0.19	31.15	54	-22.85	-	-	305	250	H
			* 2.486293	61.01	PK-U	32.2	-50.34	0	42.87	-	-	74	-31.13	152	241	V
			* 2.485096	49.15	ADR	32.2	-50.36	0.19	31.18	54	-22.82	-	-	152	241	V
			* 9.462596	56.19	PK-U	36.5	-46	0	46.69	-	-	74	-27.31	61	239	H
			* 9.461088	44.95	ADR	36.5	-45.99	0.19	35.65	54	-18.35	-	-	61	239	H
			* 15.930463	54.36	PK-U	40.6	-43.07	0	51.89	-	-	74	-22.11	57	199	H
			* 15.930809	43.07	ADR	40.6	-43.06	0.19	40.8	54	-13.2	-	-	57	199	H
			9.508132	57.11	PK-U	36.5	-46.1	0	47.51	-	-	88.2	-40.69	80	232	V
			9.508251	45.22	ADR	36.5	-46.09	0.19	35.82	68.2	-32.38	-	-	80	232	V
			* 15.917002	54.35	PK-U	40.6	-42.85	0	52.1	-	-	74	-21.9	162	218	V
			* 15.915741	43.15	ADR	40.6	-42.89	0.19	41.05	54	-12.95	-	-	162	218	V

* - indicates frequency in CFR47 Pt 15 / IC RSS-Restricted Band
Pk - Peak detector
RMS - RMS detection

UL VERIFICATION SERVICES
47173 Benicia Street, Fremont, CA 94538; USA TEL:(510) 319-4000 FAX:(510) 661-0888
This report shall not be reproduced except in full, without the written approval of UL VERIFICATION SERVICES

HARMONICS AND SPURIOUS EMISSIONS (LOW CHANNEL / 5965MHz)

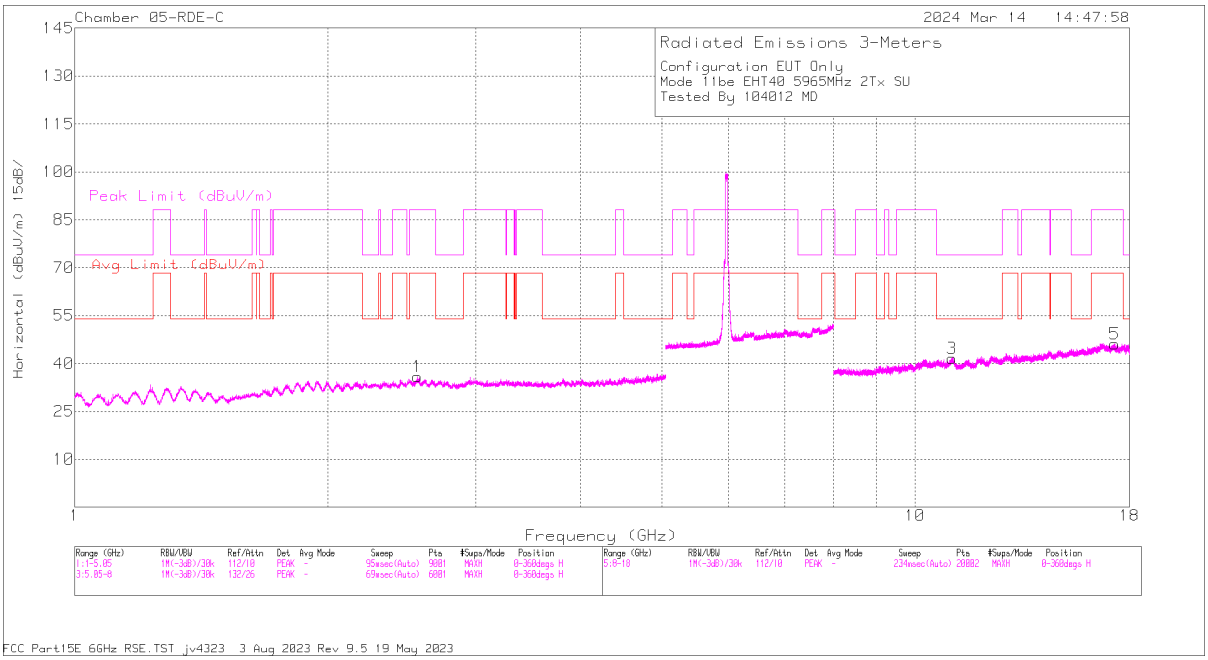

HORIZONTAL

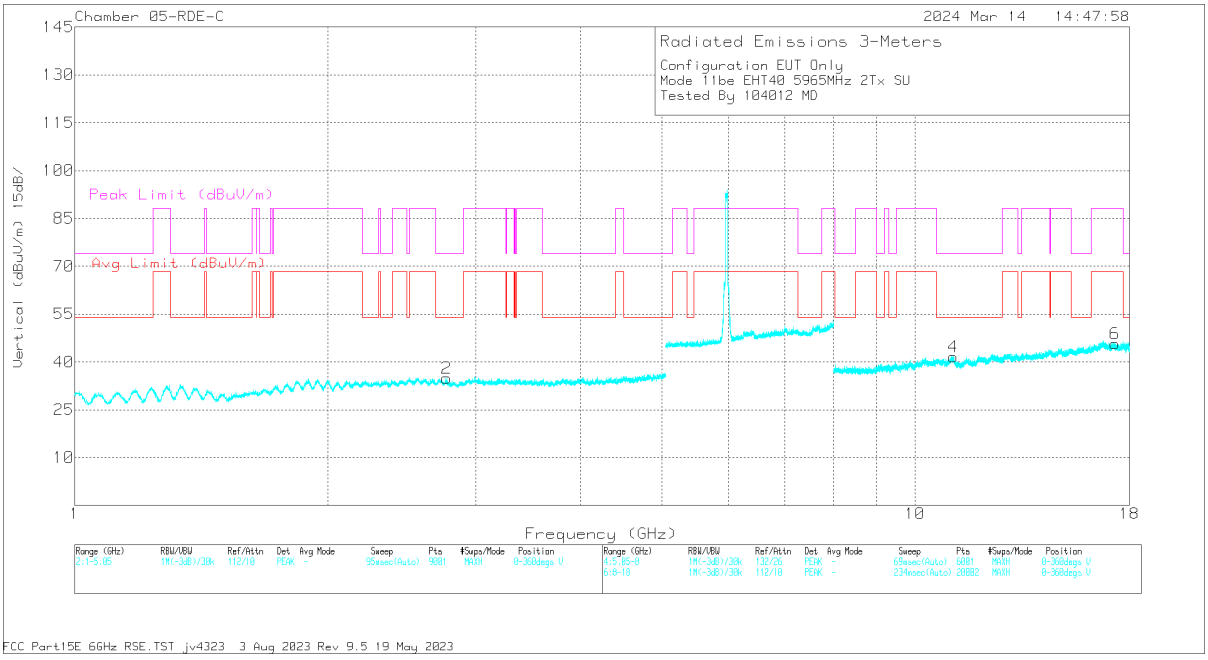

VERTICAL

UL VERIFICATION SERVICES
47173 Benicia Street, Fremont, CA 94538; USA TEL:(510) 319-4000 FAX:(510) 661-0888
This report shall not be reproduced except in full, without the written approval of UL VERIFICATION SERVICES

RADIATED EMISSIONS

Marker	Frequency (GHz)	Meter Reading (dBuV)	Det	81887 ACF 3m (dB/m)	DCCF (dB)	Gain/Loss (dB)	Corrected Reading (dBuV/m)	Avg Limit (dBuV/m)	Margin (dB)	Peak Limit (dBuV/m)	PK Margin (dB)	Azimuth (Degs)	Height (cm)	Polarity
1	2.554306	61.21	PK-U	32.6	0	-48.92	44.89	-	-	88.2	-43.31	215	338	H
1	2.560481	49.68	ADR	32.6	0	-48.65	33.63	68.2	-34.57	-	-	215	338	H
2	2.769408	48.75	ADR	32.1	0	-48.38	32.47	54	-21.53	-	-	319	300	V
2	2.774421	60.68	PK-U	32.1	0	-48.35	44.43	-	-	74	-29.57	319	300	V
3	11.065319	56.93	PK-U	37.9	0	-43.85	50.98	-	-	74	-23.02	303	282	H
3	11.068266	45.38	ADR	37.9	0	-43.72	39.56	54	-14.44	-	-	303	282	H
4	11.101093	44.99	ADR	37.9	0	-43.26	39.63	54	-14.37	-	-	181	153	V
4	11.103527	56.06	PK-U	37.9	0	-43.21	50.75	-	-	74	-23.25	181	153	V
5	17.276557	43.6	ADR	41.6	0	-42.38	42.82	68.2	-25.38	-	-	7	183	H
5	17.280902	54.91	PK-U	41.6	0	-42.34	54.17	-	-	88.2	-34.03	7	183	H
6	17.290862	43.7	ADR	41.5	0	-42.29	42.91	68.2	-25.29	-	-	163	126	V
6	17.299223	55.38	PK-U	41.5	0	-42.38	54.5	-	-	88.2	-33.7	163	126	V

PK-U - U-NII: Maximum Peak
ADR - U-NII AD primary method, RMS average

UL VERIFICATION SERVICES
47173 Benicia Street, Fremont, CA 94538; USA TEL:(510) 319-4000 FAX:(510) 661-0888
This report shall not be reproduced except in full, without the written approval of UL VERIFICATION SERVICES

80MHz

UNII-5 (MIMO CDD)	Channel Frequency (MHz)	Ant. #	Frequency (GHz)	Meter Reading (dBuV)	Det	AF (dB/m)	Amp/Cbl/ Fltr/Pad (dB)	DCCF (dB)	Correct Reading (dBuV/m)	Avg Limit (dBuV/m)	Avg Margin (dB)	Pk Limit (dBuV/m)	Pk Margin (dB)	Azimuth (Degs)	Height (cm)	Polarity
11be (SU Mode / Highest Power)	5985	6 + 5	* 2.757332	59.87	PK-U	32.3	-48.2	0	43.97	-	-	74	-30.03	358	281	H
			* 2.755733	48.23	ADR	32.3	-48.2	0.14	32.47	54	-21.53	-	-	358	281	H
			* 2.756839	60.06	PK-U	32.3	-48.2	0	44.16	-	-	74	-29.84	129	185	V
			* 2.755611	48.41	ADR	32.3	-48.2	0.14	32.65	54	-21.35	-	-	129	185	V
			* 9.464376	55.38	PK-U	36.4	-44.76	0	47.02	-	-	74	-26.98	285	317	H
			* 9.462122	43.82	ADR	36.4	-44.8	0.14	35.56	54	-18.44	-	-	285	317	H
			* 16.043365	52.51	PK-U	40.7	-40.2	0	53.01	-	-	74	-20.99	133	134	H
			* 16.041909	40.99	ADR	40.7	-40.2	0.14	41.63	54	-12.37	-	-	133	134	H
			* 9.47354	55.43	PK-U	36.5	-44.35	0	47.58	-	-	74	-26.42	280	227	V
			* 9.475214	43.64	ADR	36.5	-44.4	0.14	35.88	54	-18.12	-	-	280	227	V
			* 16.047136	52.37	PK-U	40.7	-40.2	0	52.87	-	-	74	-21.13	41	222	V
			* 16.048374	40.8	ADR	40.7	-40.2	0.14	41.44	54	-12.56	-	-	41	222	V
	6145	6 + 5	* 2.776839	59.07	PK-U	32.3	-48	0	43.37	-	-	74	-30.63	319	358	H
			* 2.777892	47.56	ADR	32.3	-48	0.14	32	54	-22	-	-	319	358	H
			* 2.77792	59.26	PK-U	32.3	-48	0	43.56	-	-	74	-30.44	303	259	V
			* 2.778878	47.35	ADR	32.3	-48	0.14	31.79	54	-22.21	-	-	303	259	V
			* 9.481265	54.89	PK-U	36.5	-44.4	0	46.99	-	-	74	-27.01	132	160	H
			* 9.480425	43.54	ADR	36.5	-44.4	0.14	35.78	54	-18.22	-	-	132	160	H
			* 12.332932	53.87	PK-U	38.9	-41.91	0	50.86	-	-	74	-23.14	76	190	H
			* 12.33198	42.13	ADR	38.9	-42	0.14	39.17	54	-14.83	-	-	76	190	H
			* 9.481478	55.14	PK-U	36.5	-44.4	0	47.24	-	-	74	-26.76	90	186	V
			* 9.483157	43.49	ADR	36.5	-44.4	0.14	35.73	54	-18.27	-	-	90	186	V
			* 12.336501	53.26	PK-U	38.9	-41.9	0	50.26	-	-	74	-23.74	339	238	V
			* 12.338671	42	ADR	38.9	-41.97	0.14	39.07	54	-14.93	-	-	339	238	V
	6385	6 + 5	* 2.802059	59.64	PK-U	32.4	-48.1	0	43.94	-	-	74	-30.06	88	259	H
			* 2.802599	47.75	ADR	32.4	-48.1	0.14	32.19	54	-21.81	-	-	88	259	H
			* 2.801256	59.04	PK-U	32.4	-48.1	0	43.34	-	-	74	-30.66	145	169	V
			* 2.80082	47.8	ADR	32.4	-48.1	0.14	32.24	54	-21.76	-	-	145	169	V
			* 9.420193	55.57	PK-U	36.3	-44.58	0	47.29	-	-	74	-26.71	103	198	H
			* 9.41928	43.88	ADR	36.3	-44.6	0.14	35.72	54	-18.28	-	-	103	198	H
			* 12.419882	53.68	PK-U	38.9	-41.8	0	50.78	-	-	74	-23.22	24	375	H
			* 12.419835	42.08	ADR	38.9	-41.8	0.14	39.32	54	-14.68	-	-	24	375	H
			* 9.412787	55.59	PK-U	36.3	-44.5	0	47.39	-	-	74	-26.61	199	166	V
			* 9.411937	44.01	ADR	36.3	-44.5	0.14	35.95	54	-18.05	-	-	199	166	V
			* 12.427993	53.46	PK-U	38.9	-42.1	0	50.26	-	-	74	-23.74	30	298	V
			* 12.428722	42.17	ADR	38.9	-42.17	0.14	39.04	54	-14.96	-	-	30	298	V
11be (Partial RU Mode / Highest PSD)	5985 (52T-37)	6 + 5	* 1.721108	60.74	PK-U	29.3	-49.5	0	40.54	-	-	74	-33.46	30	353	H
			* 1.720165	49.02	ADR	29.3	-49.5	0.12	28.94	54	-25.06	-	-	30	353	H
			* 9.446733	54.92	PK-U	36.4	-44.47	0	46.85	-	-	74	-27.15	211	169	H
			* 9.447261	43.47	ADR	36.4	-44.53	0.12	35.46	54	-18.54	-	-	211	169	H
			* 12.348729	53.64	PK-U	38.9	-41.9	0	50.64	-	-	74	-23.36	176	198	H
			* 12.348688	42.38	ADR	38.9	-41.9	0.12	39.5	54	-14.5	-	-	176	198	H
			* 9.45197	55.46	PK-U	36.4	-44.7	0	47.16	-	-	74	-26.84	83	387	V
			* 9.450535	43.68	ADR	36.4	-44.65	0.12	35.55	54	-18.45	-	-	83	387	V
			* 12.360281	53.63	PK-U	38.9	-42.2	0	50.33	-	-	74	-23.67	271	127	V
			* 12.361626	42.22	ADR	38.9	-42.2	0.12	39.04	54	-14.96	-	-	271	127	V
			1.741143	50.26	ADR	29.6	-49.2	0.12	30.78	68.2	-37.42	-	-	321	133	V
			1.741239	61.66	PK-U	29.6	-49.2	0	42.06	-	-	88.2	-46.14	321	133	V
	6145 (52T-37)	6 + 5	* 3.949373	56.96	PK-U	33.6	-46.64	0	43.92	-	-	74	-30.08	195	177	H
			* 3.951812	45.33	ADR	33.6	-46.8	0.12	32.25	54	-21.75	-	-	195	177	H
			* 3.949639	56.9	PK-U	33.6	-46.66	0	43.84	-	-	74	-30.16	175	186	V
			* 3.951715	45.37	ADR	33.6	-46.8	0.12	32.29	54	-21.71	-	-	175	186	V
			* 8.398874	55.4	PK-U	35.9	-44.3	0	47	-	-	74	-27	39	127	H
			* 8.397416	43.48	ADR	35.9	-44.3	0.12	35.2	54	-18.8	-	-	39	127	H
			* 12.172409	53.23	PK-U	38.9	-42.1	0	50.03	-	-	74	-23.97	317	325	H
			* 12.172771	41.97	ADR	38.9	-42.1	0.12	38.89	54	-15.11	-	-	317	325	H
			* 8.398937	54.99	PK-U	35.9	-44.3	0	46.59	-	-	74	-27.41	48	253	V
			* 8.39696	43.37	ADR	35.9	-44.3	0.12	35.09	54	-18.91	-	-	48	253	V
			* 12.158565	53.31	PK-U	38.9	-42.34	0	49.87	-	-	74	-24.13	132	143	V
			* 12.15577	42.11	ADR	38.9	-42.4	0.12	38.73	54	-15.27	-	-	132	143	V
	6385 (52T-37)	6 + 5	* 2.750728	60.53	PK-U	32.3	-48.23	0	44.6	-	-	74	-29.4	172	220	H
			* 2.750149	48.5	ADR	32.3	-48.29	0.12	32.63	54	-21.37	-	-	172	220	H
			* 2.749497	59.88	PK-U	32.3	-48.3	0	43.88	-	-	74	-30.12	215	358	V
			* 2.750669	48.41	ADR	32.3	-48.23	0.12	32.6	54	-21.4	-	-	215	358	V
			* 9.437075	55.75	PK-U	36.4	-44.39	0	47.76	-	-	74	-26.24	24	307	H
			* 9.436987	43.76	ADR	36.4	-44.4	0.12	35.88	54	-18.12	-	-	24	307	H
			* 12.196376	53.67	PK-U	38.9	-42.04	0	50.53	-	-	74	-23.47	39	385	H
			* 12.195128	42.09	ADR	38.9	-42	0.12	39.11	54	-14.89	-	-	39	385	H
			* 9.424939	55.35	PK-U	36.4	-44.21	0	47.54	-	-	74	-26.46	142	159	V
			* 9.425272	43.72	ADR	36.4	-44.2	0.12	36.04	54	-17.96	-	-	142	159	V
			* 12.191118	53.48	PK-U	38.9	-41.8	0	50.58	-	-	74	-23.42	301	207	V
			* 12.191147	41.87	ADR	38.9	-41.8	0.12	39.09	54	-14.91	-	-	301	207	V

* - indicates frequency in CFR47 Pt 15 / IC RSS-Restricted Band
Pk - Peak detector
RMS - RMS detection

UL VERIFICATION SERVICES
47173 Benicia Street, Fremont, CA 94538; USA TEL:(510) 319-4000 FAX:(510) 661-0888
This report shall not be reproduced except in full, without the written approval of UL VERIFICATION SERVICES

HARMONICS AND SPURIOUS EMISSIONS (LOW CHANNEL / 5985MHz)

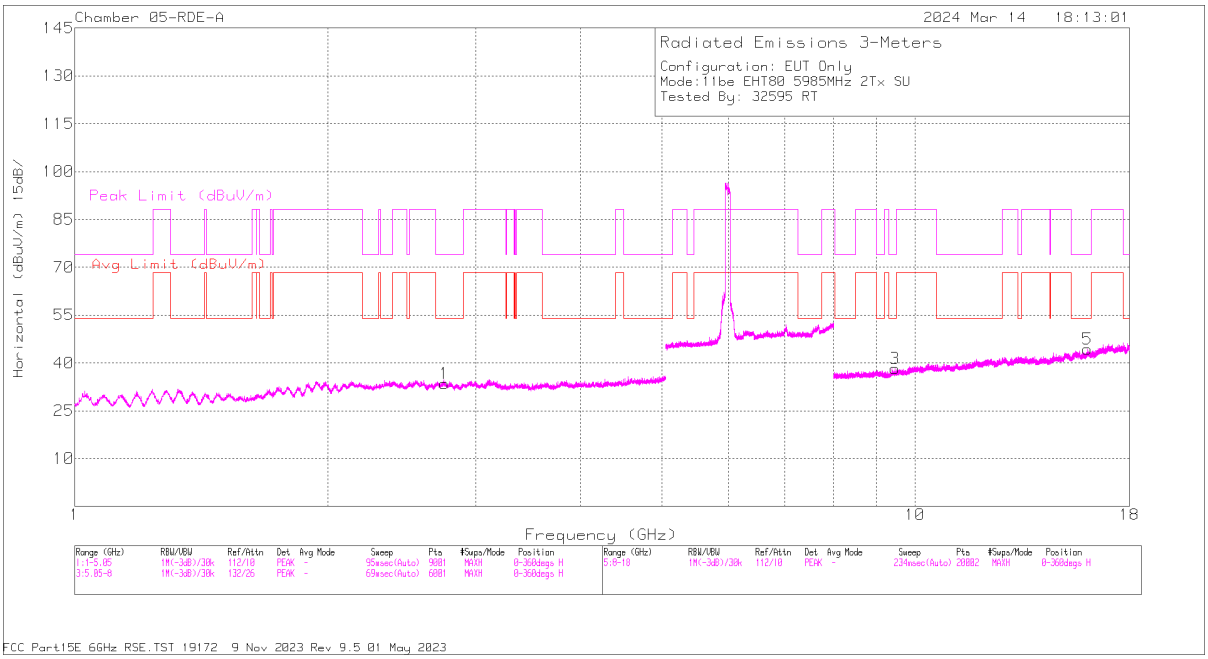

HORIZONTAL

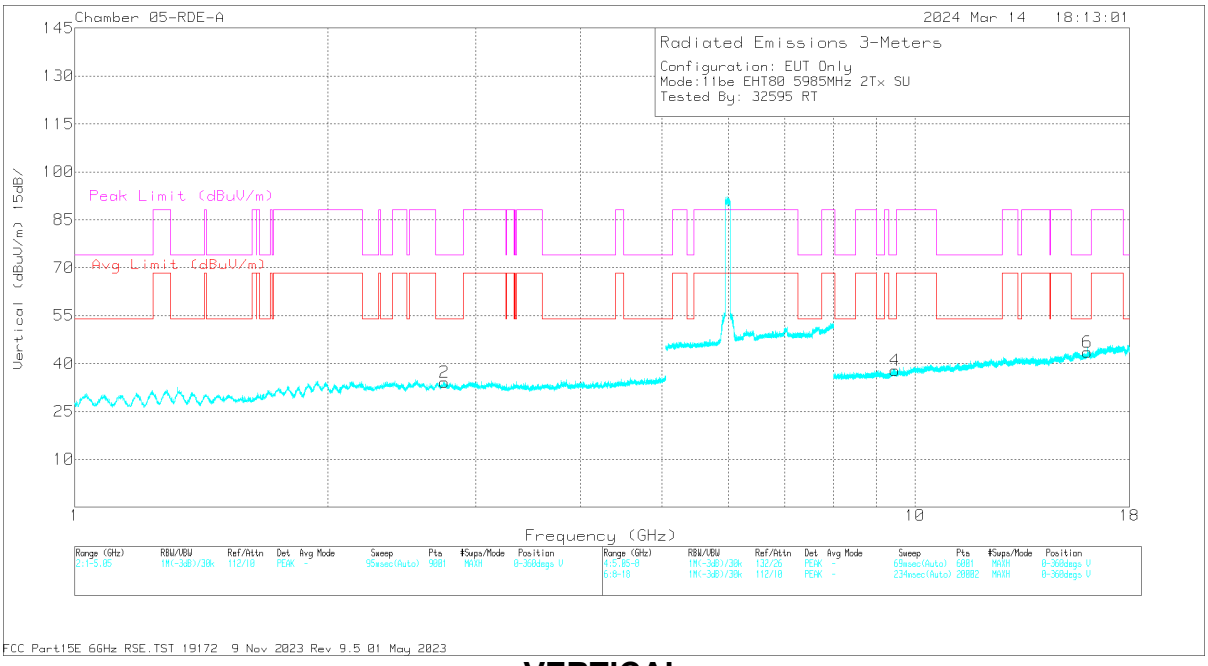

VERTICAL

UL VERIFICATION SERVICES
47173 Benicia Street, Fremont, CA 94538; USA TEL:(510) 319-4000 FAX:(510) 661-0888
This report shall not be reproduced except in full, without the written approval of UL VERIFICATION SERVICES

RADIATED EMISSIONS

Marker	Frequency (GHz)	Meter Reading (dBuV)	Det	80403 ACF 3m (dB/m)	DCCF (dB)	Gain/Loss (dB)	Corrected Reading (dBuV/m)	Avg Limit (dBuV/m)	Margin (dB)	Peak Limit (dBuV/m)	PK Margin (dB)	Azimuth (Degs)	Height (cm)	Polarity
1	* 2.757332	59.87	PK-U	32.3	0	-48.2	43.97	-	-	74	-30.03	358	281	H
1	* 2.755733	48.23	ADR	32.3	0.14	-48.2	32.47	54	-21.53	-	-	358	281	H
2	* 2.756839	60.06	PK-U	32.3	0	-48.2	44.16	-	-	74	-29.84	129	185	V
2	* 2.755611	48.41	ADR	32.3	0.14	-48.2	32.65	54	-21.35	-	-	129	185	V
3	* 9.464376	55.38	PK-U	36.4	0	-44.76	47.02	-	-	74	-26.98	285	317	H
3	* 9.462122	43.82	ADR	36.4	0.14	-44.8	35.56	54	-18.44	-	-	285	317	H
5	* 16.043365	52.51	PK-U	40.7	0	-40.2	53.01	-	-	74	-20.99	133	134	H
5	* 16.041909	40.99	ADR	40.7	0.14	-40.2	41.63	54	-12.37	-	-	133	134	H
4	* 9.47354	55.43	PK-U	36.5	0	-44.35	47.58	-	-	74	-26.42	280	227	V
4	* 9.475214	43.64	ADR	36.5	0.14	-44.4	35.88	54	-18.12	-	-	280	227	V
6	* 16.047136	52.37	PK-U	40.7	0	-40.2	52.87	-	-	74	-21.13	41	222	V
6	* 16.048374	40.8	ADR	40.7	0.14	-40.2	41.44	54	-12.56	-	-	41	222	V

* - indicates frequency in CFR47 Pt 15 / IC RSS-Restricted Band
PK-U - U-NII: Maximum Peak
ADR - U-NII AD primary method, RMS average

UL VERIFICATION SERVICES
47173 Benicia Street, Fremont, CA 94538; USA TEL:(510) 319-4000 FAX:(510) 661-0888
This report shall not be reproduced except in full, without the written approval of UL VERIFICATION SERVICES

160MHz

UNII-5 (MIMO CDD)	Channel Frequency (MHz)	Ant. #	Frequency (GHz)	Meter Reading (dBuV)	Det	AF (dB/m)	Amp/Cbl/ Fltr/Pad (dB)	DCCF (dB)	Correct Reading (dBuV/m)	Avg Limit (dBuV/m)	Avg Margin (dB)	Pk Limit (dBuV/m)	Pk Margin (dB)	Azimuth (Degs)	Height (cm)	Polarity
11be (SU Mode / Highest Power)	6025	6 + 5	* 2.797599	60	PK-U	32.4	-48.1	0	44.3	-	-	74	-29.7	273	114	H
			* 2.797936	48	ADR	32.4	-48.1	0.25	32.55	54	-21.45	-	-	273	114	H
			* 2.797248	59.87	PK-U	32.4	-48.1	0	44.17	-	-	74	-29.83	234	260	V
			* 2.797113	48.18	ADR	32.4	-48.1	0.25	32.73	54	-21.27	-	-	234	260	V
			* 8.295749	54.32	PK-U	36	-44	0	46.32	-	-	74	-27.68	113	148	H
			* 8.295858	42.86	ADR	36	-44	0.25	35.11	54	-18.89	-	-	113	148	H
			* 12.351057	53.98	PK-U	38.9	-41.9	0	50.98	-	-	74	-23.02	75	157	H
			* 12.351882	42.09	ADR	38.9	-41.9	0.25	39.34	54	-14.66	-	-	75	157	H
			* 8.295036	54.77	PK-U	36	-44	0	46.77	-	-	74	-27.23	292	132	V
			* 8.293674	42.96	ADR	36	-44.1	0.25	35.11	54	-18.89	-	-	292	132	V
			* 12.349899	54.08	PK-U	38.9	-41.81	0	51.17	-	-	74	-22.83	136	305	V
			* 12.350654	42.2	ADR	38.9	-41.87	0.25	39.48	54	-14.52	-	-	136	305	V
	6185	6 + 5	* 2.754356	60.3	PK-U	32.3	-48.2	0	44.4	-	-	74	-29.6	67	126	H
			* 2.751607	48.42	ADR	32.3	-48.2	0.25	32.77	54	-21.23	-	-	67	126	H
			* 2.757692	60.4	PK-U	32.3	-48.2	0	44.5	-	-	74	-29.5	156	345	V
			* 2.755953	48.35	ADR	32.3	-48.2	0.25	32.7	54	-21.3	-	-	156	345	V
			* 8.302164	54.57	PK-U	35.9	-43.8	0	46.67	-	-	74	-27.33	296	299	H
			* 8.302242	42.76	ADR	35.9	-43.8	0.25	35.11	54	-18.89	-	-	296	299	H
			* 11.858684	53.47	PK-U	38.7	-41.8	0	50.37	-	-	74	-23.63	222	255	H
			* 11.855754	41.92	ADR	38.7	-41.8	0.25	39.07	54	-14.93	-	-	222	255	H
			* 8.297581	54.28	PK-U	36	-44	0	46.28	-	-	74	-27.72	17	323	V
			* 8.298129	42.79	ADR	36	-43.99	0.25	35.05	54	-18.95	-	-	17	323	V
			* 11.867537	53.53	PK-U	38.7	-42.05	0	50.18	-	-	74	-23.82	134	152	V
			* 11.86607	42	ADR	38.7	-42	0.25	38.95	54	-15.05	-	-	134	152	V
	6345	6 + 5	* 10.912616	54.75	PK-U	37.9	-43.5	0	49.15	-	-	74	-24.85	106	206	H
			* 10.912147	43.02	ADR	37.9	-43.5	0.25	37.67	54	-16.33	-	-	106	206	H
			* 15.505243	52.85	PK-U	40.5	-40.4	0	52.95	-	-	74	-21.05	127	245	H
			* 15.504356	40.91	ADR	40.5	-40.34	0.25	41.32	54	-12.68	-	-	127	245	H
			* 11.390551	53.92	PK-U	38.1	-42.9	0	49.12	-	-	74	-24.88	246	233	V
			* 11.393231	42.29	ADR	38.1	-42.9	0.25	37.74	54	-16.26	-	-	246	233	V
			* 15.724969	52.72	PK-U	40.7	-40.5	0	52.92	-	-	74	-21.08	171	136	V
			* 15.722027	40.79	ADR	40.7	-40.6	0.25	41.14	54	-12.86	-	-	171	136	V
			1.795236	61.32	PK-U	30.2	-48.72	0	42.8	-	-	88.2	-45.4	347	252	H
			1.796394	49.71	ADR	30.2	-48.8	0.25	31.36	68.2	-36.84	-	-	347	252	H
			1.798675	49.37	ADR	30.2	-48.7	0.25	31.12	68.2	-37.08	-	-	100	228	V
			1.799814	61.31	PK-U	30.2	-48.7	0	42.81	-	-	88.2	-45.39	100	228	V
11be (Partial RU Mode / Highest PSD)	6025 (484T-65)	6 + 5	* 2.813627	58.92	PK-U	32.4	-47.9	0	43.42	-	-	74	-30.58	135	192	H
			* 2.810411	47.39	ADR	32.4	-47.9	0	31.89	54	-22.11	-	-	135	192	H
			* 2.8105	60.09	PK-U	32.4	-47.9	0	44.59	-	-	74	-29.41	14	245	V
			* 2.812332	47.47	ADR	32.4	-47.9	0	31.97	54	-22.03	-	-	14	245	V
			* 9.449676	55.32	PK-U	36.4	-44.6	0	47.12	-	-	74	-26.88	183	261	H
			* 9.450072	43.8	ADR	36.4	-44.61	0	35.59	54	-18.41	-	-	183	261	H
			* 12.291889	53.76	PK-U	38.9	-42.39	0	50.27	-	-	74	-23.73	71	313	H
			* 12.29118	42.22	ADR	38.9	-42.32	0	38.8	54	-15.2	-	-	71	313	H
			* 9.462452	55.58	PK-U	36.4	-44.8	0	47.18	-	-	74	-26.82	289	299	V
			* 9.460695	43.85	ADR	36.4	-44.8	0	35.45	54	-18.55	-	-	289	299	V
			* 12.295832	54.27	PK-U	38.9	-42.4	0	50.77	-	-	74	-23.23	281	215	V
			* 12.294004	42.43	ADR	38.9	-42.3	0	39.03	54	-14.97	-	-	281	215	V
	6185 (484T-65)	6 + 5	* 4.035898	56.3	PK-U	33.7	-46.5	0	43.5	-	-	74	-30.5	162	147	H
			* 4.035014	44.8	ADR	33.7	-46.5	0	32	54	-22	-	-	162	147	H
			* 4.032095	56.46	PK-U	33.7	-46.5	0	43.66	-	-	74	-30.34	300	310	V
			* 4.032144	44.91	ADR	33.7	-46.5	0	32.11	54	-21.89	-	-	300	310	V
			* 8.467913	54.74	PK-U	35.9	-44.19	0	46.45	-	-	74	-27.55	290	235	H
			* 8.469053	43.3	ADR	35.9	-44.2	0	35	54	-19	-	-	290	235	H
			* 11.849404	53.73	PK-U	38.6	-41.9	0	50.43	-	-	74	-23.57	148	133	H
			* 11.847477	42.04	ADR	38.6	-42	0	38.64	54	-15.36	-	-	148	133	H
			* 8.455526	55.02	PK-U	35.9	-44.35	0	46.57	-	-	74	-27.43	8	320	V
			* 8.456736	43.65	ADR	35.9	-44.3	0	35.25	54	-18.75	-	-	8	320	V
			* 11.861211	53.79	PK-U	38.7	-41.8	0	50.69	-	-	74	-23.31	134	372	V
			* 11.857346	41.98	ADR	38.7	-41.8	0	38.88	54	-15.12	-	-	134	372	V
	6345 (484T-S66)	6 + 5	* 2.794054	59.5	PK-U	32.4	-48.1	0	43.8	-	-	74	-30.2	286	163	H
			* 2.791883	47.73	ADR	32.4	-48.1	0	32.03	54	-21.97	-	-	286	163	H
			* 2.792011	59.21	PK-U	32.4	-48.1	0	43.51	-	-	74	-30.49	54	180	V
			* 2.795617	47.85	ADR	32.4	-48.1	0	32.15	54	-21.85	-	-	54	180	V
			* 8.462535	54.5	PK-U	35.9	-44.05	0	46.35	-	-	74	-27.65	52	316	H
			* 8.461623	43.32	ADR	35.9	-44.1	0	35.12	54	-18.88	-	-	52	316	H
			* 12.307554	53.93	PK-U	38.9	-42.2	0	50.63	-	-	74	-23.37	174	139	H
			* 12.306913	42.35	ADR	38.9	-42.2	0	39.05	54	-14.95	-	-	174	139	H
			* 8.454521	54.77	PK-U	35.9	-44.4	0	46.27	-	-	74	-27.73	166	254	V
			* 8.454908	43.74	ADR	35.9	-44.4	0	35.24	54	-18.76	-	-	166	254	V
			* 12.311788	53.55	PK-U	38.9	-42.3	0	50.15	-	-	74	-23.85	322	373	V
			* 12.311656	42.27	ADR	38.9	-42.3	0	38.87	54	-15.13	-	-	322	373	V

* - indicates frequency in CFR47 Pt 15 / IC RSS-Restricted Band
Pk - Peak detector
RMS - RMS detection

UL VERIFICATION SERVICES
47173 Benicia Street, Fremont, CA 94538; USA TEL:(510) 319-4000 FAX:(510) 661-0888
This report shall not be reproduced except in full, without the written approval of UL VERIFICATION SERVICES

HARMONICS AND SPURIOUS EMISSIONS (LOW CHANNEL / 6025MHz)

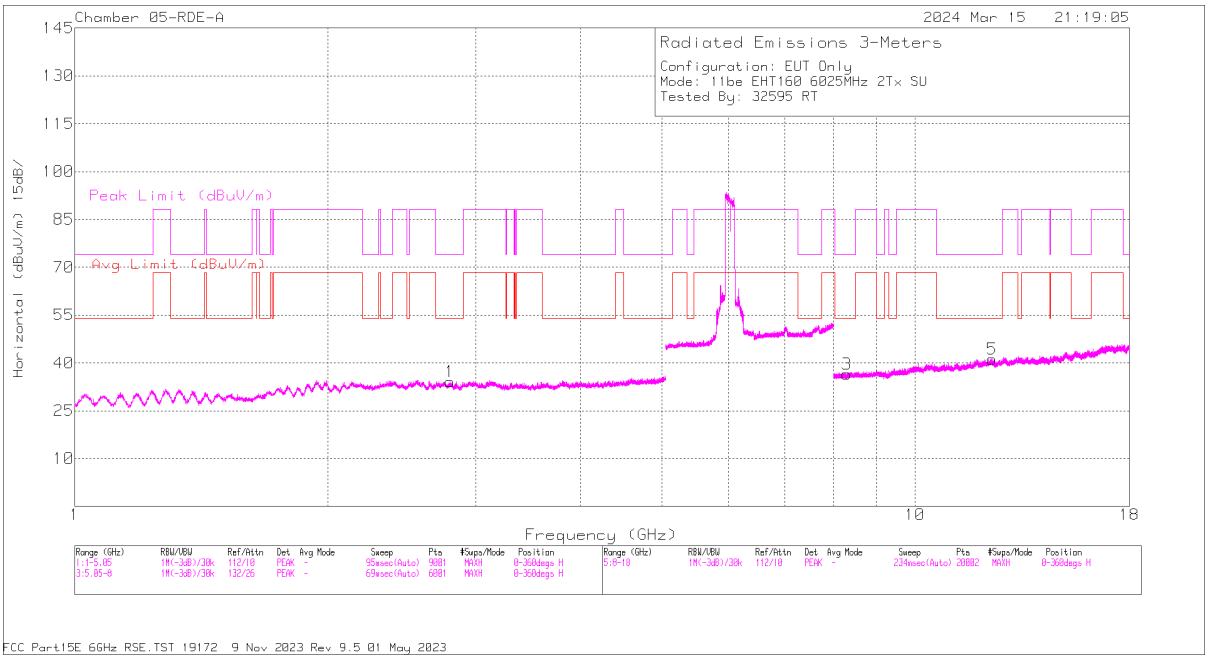

HORIZONTAL

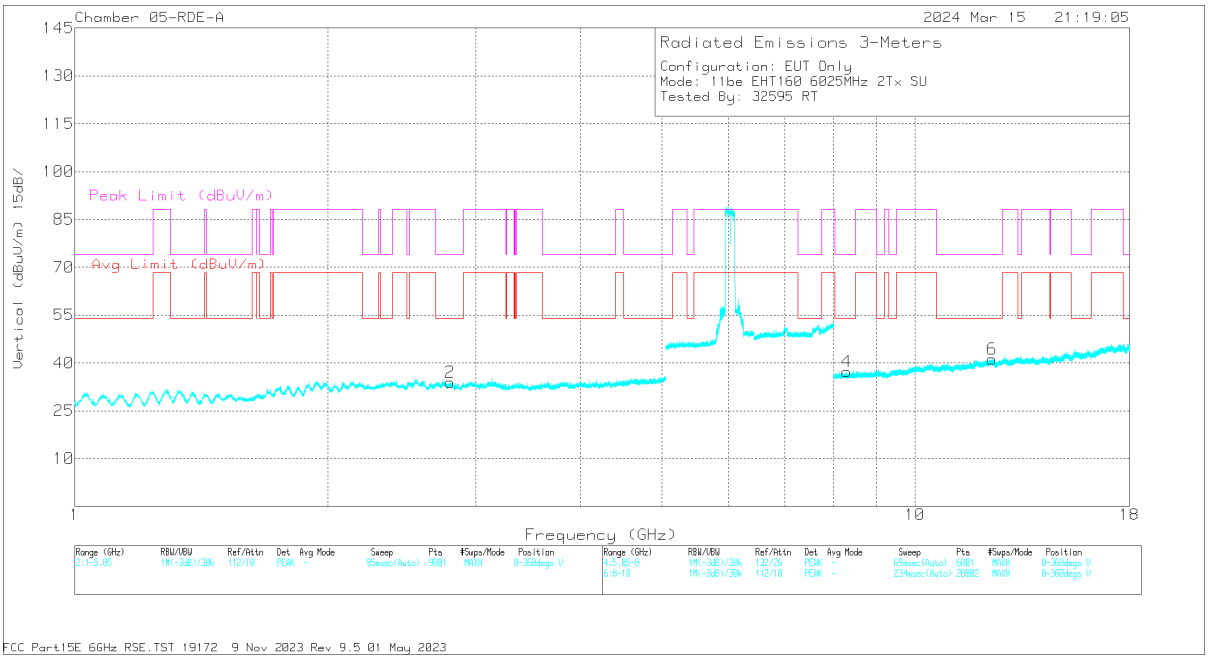

VERTICAL

UL VERIFICATION SERVICES
47173 Benicia Street, Fremont, CA 94538; USA TEL:(510) 319-4000 FAX:(510) 661-0888
This report shall not be reproduced except in full, without the written approval of UL VERIFICATION SERVICES

RADIATED EMISSIONS

Marker	Frequency (GHz)	Meter Reading (dBuV)	Det	80403 ACF 3m (dB/m)	Gain/Loss (dB)	DCCF (dB)	Corrected Reading (dBuV/m)	Avg Limit (dBuV/m)	Margin (dB)	Peak Limit (dBuV/m)	PK Margin (dB)	Azimuth (Degs)	Height (cm)	Polarity
1	* 2.797599	60	PK-U	32.4	-48.1	0	44.3	-	-	74	-29.7	273	114	H
1	* 2.797936	48	ADR	32.4	-48.1	0.25	32.55	54	-21.45	-	-	273	114	H
2	* 2.797248	59.87	PK-U	32.4	-48.1	0	44.17	-	-	74	-29.83	234	260	V
2	* 2.797113	48.18	ADR	32.4	-48.1	0.25	32.73	54	-21.27	-	-	234	260	V
3	* 8.295749	54.32	PK-U	36	-44	0	46.32	-	-	74	-27.68	113	148	H
3	* 8.295858	42.86	ADR	36	-44	0.25	35.11	54	-18.89	-	-	113	148	H
5	* 12.351057	53.98	PK-U	38.9	-41.9	0	50.98	-	-	74	-23.02	75	157	H
5	* 12.351882	42.09	ADR	38.9	-41.9	0.25	39.34	54	-14.66	-	-	75	157	H
4	* 8.295036	54.77	PK-U	36	-44	0	46.77	-	-	74	-27.23	292	132	V
4	* 8.293674	42.96	ADR	36	-44.1	0.25	35.11	54	-18.89	-	-	292	132	V
6	* 12.349899	54.08	PK-U	38.9	-41.81	0	51.17	-	-	74	-22.83	136	305	V
6	* 12.350654	42.2	ADR	38.9	-41.87	0.25	39.48	54	-14.52	-	-	136	305	V

* - indicates frequency in CFR47 Pt 15 / IC RSS-Restricted Band
PK-U - U-NII: Maximum Peak
ADR - U-NII AD primary method, RMS average

UL VERIFICATION SERVICES
47173 Benicia Street, Fremont, CA 94538; USA TEL:(510) 319-4000 FAX:(510) 661-0888
This report shall not be reproduced except in full, without the written approval of UL VERIFICATION SERVICES

1.1.6. 802.11be MIMO MODE IN UNII-6 BAND – SPURIOUS EMISSIONS

20MHz

UNII-6 (MIMO CDD)	Channel Frequency (MHz)	Ant. #	Frequency (GHz)	Meter Reading (dBuV)	Det	AF (dB/m)	Amp/Cbl/ Fltr/Pad (dB)	DCCF (dB)	Correct Reading (dBuV/m)	Avg Limit (dBuV/m)	Avg Margin (dB)	Pk Limit (dBuV/m)	Pk Margin (dB)	Azimuth (Degs)	Height (cm)	Polarity
11be (SU Mode / Highest Power)	6435	6 + 5	* 2.4973	60.43	PK-U	32.4	-49.3	0	43.53	-	-	74	-30.47	15	261	V
			* 2.497129	49.14	ADR	32.4	-49.3	0	32.24	54	-21.76	-	-	15	261	V
			* 9.394111	55.19	PK-U	36.3	-44.4	0	47.09	-	-	74	-26.91	29	206	H
			* 9.394224	43.48	ADR	36.3	-44.4	0	35.38	54	-18.62	-	-	29	206	H
			* 13.383733	53.68	PK-U	39.1	-42.03	0	50.75	-	-	74	-23.25	107	351	H
			* 13.382473	42.4	ADR	39.1	-42.1	0	39.4	54	-14.6	-	-	107	351	H
			* 9.405658	55.62	PK-U	36.3	-44.6	0	47.32	-	-	74	-26.68	150	105	V
			* 9.403304	43.78	ADR	36.3	-44.6	0	35.48	54	-18.52	-	-	150	105	V
			* 13.376638	53.78	PK-U	39.1	-42.1	0	50.78	-	-	74	-23.22	101	200	V
			* 13.375543	42.43	ADR	39.1	-42.15	0	39.38	54	-14.62	-	-	101	200	V
			2.471421	48.09	ADR	32.3	-49.1	0	31.29	68.2	-36.91	-	-	356	162	H
			2.471444	59.8	PK-U	32.3	-49.1	0	43	-	-	88.2	-45.2	356	162	H
	6475	6 + 5	* 1.697705	61.76	PK-U	29.1	-49.5	0	41.36	-	-	74	-32.64	258	252	V
			* 1.698323	50.13	ADR	29.1	-49.47	0	29.76	54	-24.24	-	-	258	252	V
			* 9.088857	54.77	PK-U	36.1	-44.1	0	46.77	-	-	74	-27.23	65	141	H
			* 9.086048	43.47	ADR	36.1	-44	0	35.57	54	-18.43	-	-	65	141	H
			* 12.095749	53.19	PK-U	38.9	-42.3	0	49.79	-	-	74	-24.21	255	206	H
			* 12.096101	41.85	ADR	38.9	-42.3	0	38.45	54	-15.55	-	-	255	206	H
			* 9.084109	54.65	PK-U	36.1	-43.9	0	46.85	-	-	74	-27.15	9	385	V
			* 9.084153	43.25	ADR	36.1	-43.9	0	35.45	54	-18.55	-	-	9	385	V
			* 12.018565	54	PK-U	38.8	-42.36	0	50.44	-	-	74	-23.56	332	208	V
			* 12.017477	42.54	ADR	38.8	-42.3	0	39.04	54	-14.96	-	-	332	208	V
			1.75922	60.74	PK-U	29.8	-49.1	0	41.44	-	-	88.2	-46.76	324	140	H
			1.761788	49.3	ADR	29.9	-49.1	0	30.1	68.2	-38.1	-	-	324	140	H
	6515	6 + 5	* 12.065741	53.51	PK-U	38.9	-42.23	0	50.18	-	-	74	-23.82	231	101	H
			* 12.063598	41.77	ADR	38.9	-42.2	0	38.47	54	-15.53	-	-	231	101	H
			* 11.769422	53.85	PK-U	38.6	-42.4	0	50.05	-	-	74	-23.95	159	294	V
			* 11.768434	42.6	ADR	38.6	-42.4	0	38.8	54	-15.2	-	-	159	294	V
			1.846738	61.14	PK-U	30.5	-48.9	0	42.74	-	-	88.2	-45.46	203	390	H
			1.847134	49.25	ADR	30.5	-48.9	0	30.85	68.2	-37.35	-	-	203	390	H
			1.943267	62.48	PK-U	31	-49	0	44.48	-	-	88.2	-43.72	2	165	V
			1.945245	50.73	ADR	31	-49.02	0	32.71	68.2	-35.49	-	-	2	165	V
			17.25537	51.4	PK-U	41.6	-38.4	0	54.6	-	-	88.2	-33.6	283	192	V
			17.25613	39.74	ADR	41.6	-38.39	0	42.95	68.2	-25.25	-	-	283	192	V
			17.466262	50.26	PK-U	41.6	-37.53	0	54.33	-	-	88.2	-33.87	339	158	H
			17.467026	38.94	ADR	41.6	-37.6	0	42.94	68.2	-25.26	-	-	339	158	H
11be (Partial RU Mode / Highest PSD)	6435 (106+26T-Index82)	6 + 5	* 1.701345	61.84	PK-U	29.1	-49.5	0	41.44	-	-	74	-32.56	133	206	H
			* 1.700496	50.18	ADR	29.1	-49.5	0	29.78	54	-24.22	-	-	133	206	H
			* 8.277399	54.15	PK-U	36	-44.1	0	46.05	-	-	74	-27.95	75	318	H
			* 8.277252	42.75	ADR	36	-44.1	0	34.65	54	-19.35	-	-	75	318	H
			* 11.304175	53.42	PK-U	38	-42.72	0	48.7	-	-	74	-25.3	168	165	H
			* 11.302399	42.01	ADR	38	-42.7	0	37.31	54	-16.69	-	-	168	165	H
			* 8.262057	54.31	PK-U	36	-44.1	0	46.21	-	-	74	-27.79	75	201	V
			* 8.263137	43.07	ADR	36	-44.1	0	34.97	54	-19.03	-	-	75	201	V
			* 11.29463	53.12	PK-U	38	-42.5	0	48.62	-	-	74	-25.38	114	144	V
			* 11.294243	41.8	ADR	38	-42.5	0	37.3	54	-16.7	-	-	114	144	V
			1.745372	50.54	ADR	29.6	-49.16	0	30.98	68.2	-37.22	-	-	344	303	V
			1.747249	61.61	PK-U	29.7	-49.2	0	42.11	-	-	88.2	-46.09	344	303	V
	6475 (106+26T-Index82)	6 + 5	* 2.803949	59.3	PK-U	32.4	-48.01	0	43.69	-	-	74	-30.31	21	298	H
			* 2.804439	47.8	ADR	32.4	-48	0	32.2	54	-21.8	-	-	21	298	H
			* 2.804227	59.52	PK-U	32.4	-48	0	43.92	-	-	74	-30.08	149	150	V
			* 2.803896	47.92	ADR	32.4	-48.01	0	32.31	54	-21.69	-	-	149	150	V
			* 9.077665	55.12	PK-U	36.1	-44	0	47.22	-	-	74	-26.78	129	291	H
			* 9.078355	43.24	ADR	36.1	-44	0	35.34	54	-18.66	-	-	129	291	H
			* 12.32952	53.89	PK-U	38.9	-42.1	0	50.69	-	-	74	-23.31	72	282	H
			* 12.329816	42.23	ADR	38.9	-42.1	0	39.03	54	-14.97	-	-	72	282	H
			* 9.059609	55.41	PK-U	36.1	-44.24	0	47.27	-	-	74	-26.73	258	117	V
			* 9.058239	43.7	ADR	36.1	-44.3	0	35.5	54	-18.5	-	-	258	117	V
			* 12.33811	53.91	PK-U	38.9	-41.91	0	50.9	-	-	74	-23.1	16	371	V
			* 12.340443	42.08	ADR	38.9	-42	0	38.98	54	-15.02	-	-	16	371	V
	6515 (106+26T-Index83)	6 + 5	* 2.351193	60.71	PK-U	31.9	-49.3	0	43.31	-	-	74	-30.69	360	101	H
			* 2.353643	49.63	ADR	31.9	-49.2	0	32.33	54	-21.67	-	-	360	101	H
			* 2.345736	61.03	PK-U	31.9	-49.4	0	43.53	-	-	74	-30.47	360	200	V
			* 2.345443	49.66	ADR	31.9	-49.4	0	32.16	54	-21.84	-	-	360	200	V
			* 9.141272	54.82	PK-U	36.1	-44.2	0	46.72	-	-	74	-27.28	360	101	H
			* 9.142842	43.46	ADR	36.1	-44.12	0	35.44	54	-18.56	-	-	360	101	H
			* 12.375034	54.1	PK-U	38.9	-42.2	0	50.8	-	-	74	-23.2	360	200	H
			* 12.373687	42.48	ADR	38.9	-42.23	0	39.15	54	-14.85	-	-	360	200	H
			* 9.087622	55.09	PK-U	36.1	-44.06	0	47.13	-	-	74	-26.87	360	200	V
			* 9.088316	43.7	ADR	36.1	-44.1	0	35.7	54	-18.3	-	-	360	200	V
			* 12.326495	53.72	PK-U	38.9	-42.25	0	50.37	-	-	74	-23.63	293	242	V
			* 12.327435	42.34	ADR	38.9	-42.2	0	39.04	54	-14.96	-	-	293	242	V

* - indicates frequency in CFR47 Pt 15 / IC RSS-Restricted Band
Pk - Peak detector
RMS - RMS detection

UL VERIFICATION SERVICES
47173 Benicia Street, Fremont, CA 94538; USA TEL:(510) 319-4000 FAX:(510) 661-0888
This report shall not be reproduced except in full, without the written approval of UL VERIFICATION SERVICES

HARMONICS AND SPURIOUS EMISSIONS (LOW CHANNEL / 6435MHz)

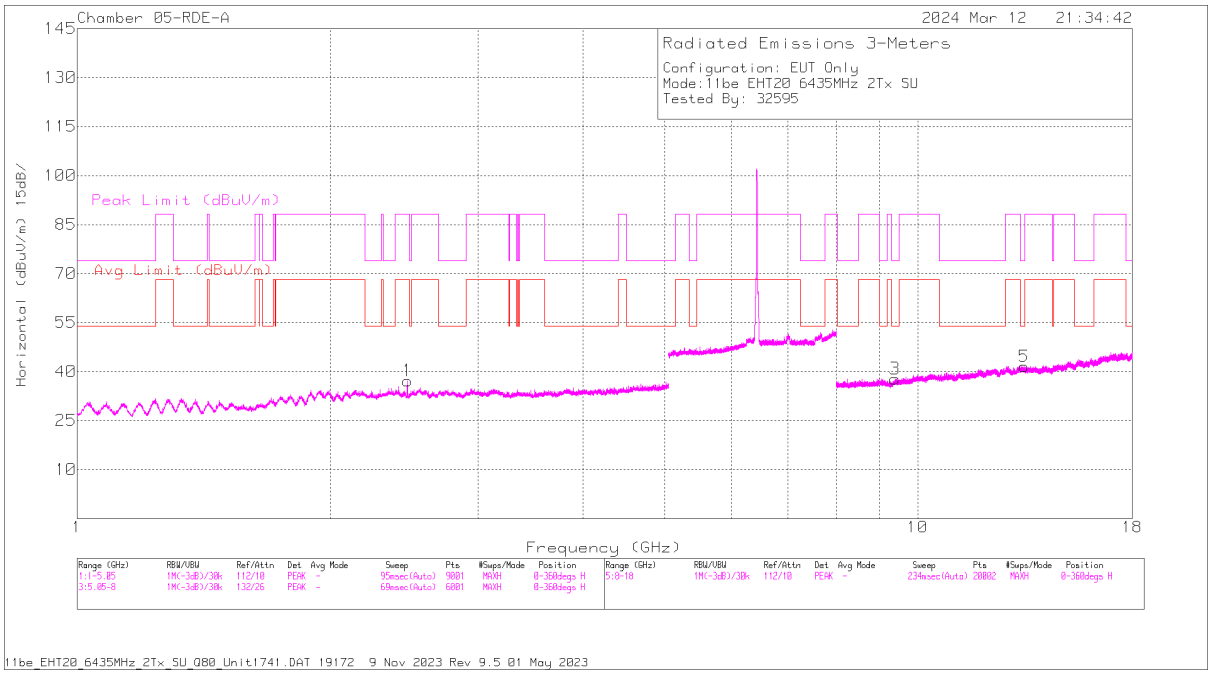

HORIZONTAL

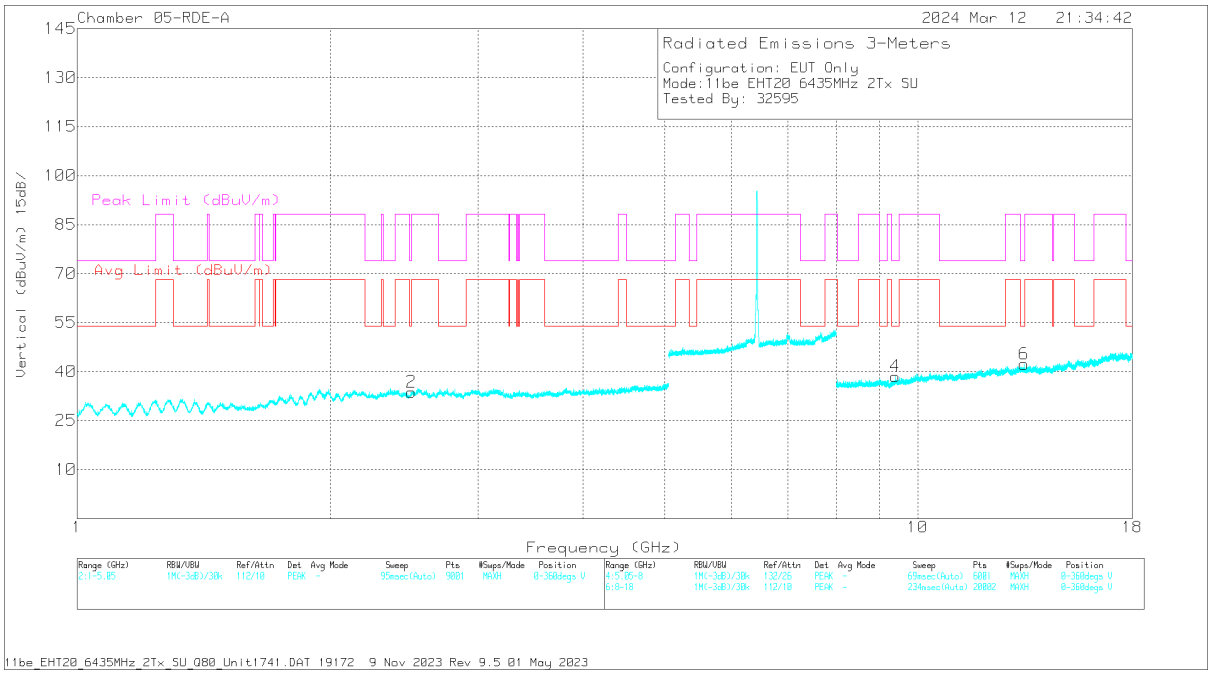

VERTICAL

UL VERIFICATION SERVICES
47173 Benicia Street, Fremont, CA 94538; USA TEL:(510) 319-4000 FAX:(510) 661-0888
This report shall not be reproduced except in full, without the written approval of UL VERIFICATION SERVICES

RADIATED EMISSIONS

Marker	Frequency (GHz)	Meter Reading (dBuV)	Det	80403 ACF 3m (dB/m)	DCCF (dB)	Gain/Loss (dB)	Corrected Reading (dBuV/m)	Avg Limit (dBuV/m)	Margin (dB)	Peak Limit (dBuV/m)	PK Margin (dB)	Azimuth (Degs)	Height (cm)	Polarity
2	* 2.4973	60.43	PK-U	32.4	0	-49.3	43.53	-	-	74	-30.47	15	261	V
2	* 2.497129	49.14	ADR	32.4	0	-49.3	32.24	54	-21.76	-	-	15	261	V
3	* 9.394111	55.19	PK-U	36.3	0	-44.4	47.09	-	-	74	-26.91	29	206	H
3	* 9.394224	43.48	ADR	36.3	0	-44.4	35.38	54	-18.62	-	-	29	206	H
5	* 13.383733	53.68	PK-U	39.1	0	-42.03	50.75	-	-	74	-23.25	107	351	H
5	* 13.382473	42.4	ADR	39.1	0	-42.1	39.4	54	-14.6	-	-	107	351	H
4	* 9.405658	55.62	PK-U	36.3	0	-44.6	47.32	-	-	74	-26.68	150	105	V
4	* 9.403304	43.78	ADR	36.3	0	-44.6	35.48	54	-18.52	-	-	150	105	V
6	* 13.376638	53.78	PK-U	39.1	0	-42.1	50.78	-	-	74	-23.22	101	200	V
6	* 13.375543	42.43	ADR	39.1	0	-42.15	39.38	54	-14.62	-	-	101	200	V
1	2.471421	48.09	ADR	32.3	0	-49.1	31.29	68.2	-36.91	-	-	356	162	H
1	2.471444	59.8	PK-U	32.3	0	-49.1	43	-	-	88.2	-45.2	356	162	H

* - indicates frequency in CFR47 Pt 15 / IC RSS-Restricted Band
PK-U - U-NII: Maximum Peak
ADR - U-NII AD primary method, RMS average

UL VERIFICATION SERVICES
47173 Benicia Street, Fremont, CA 94538; USA TEL:(510) 319-4000 FAX:(510) 661-0888
This report shall not be reproduced except in full, without the written approval of UL VERIFICATION SERVICES

40MHz

UNII-6 (MIMO CDD)	Channel Frequency (MHz)	Ant. #	Frequency (GHz)	Meter Reading (dBuV)	Det	AF (dB/m)	Amp/Cbl/ Fltr/Pad (dB)	DCCF (dB)	Correct Reading (dBuV/m)	Avg Limit (dBuV/m)	Avg Margin (dB)	Pk Limit (dBuV/m)	Pk Margin (dB)	Azimuth (Degs)	Height (cm)	Polarity
11be (SU Mode / Highest Power)	6445	6 + 5	* 3.828885	58.05	PK-U	33.2	-46.93	0	44.32	-	-	74	-29.68	345	116	H
			* 3.830944	46.45	ADR	33.2	-46.92	0	32.73	54	-21.27	-	-	345	116	H
			* 3.82942	57.67	PK-U	33.2	-46.91	0	43.96	-	-	74	-30.04	238	263	V
			* 3.831363	46.32	ADR	33.2	-46.94	0	32.58	54	-21.42	-	-	238	263	V
			* 9.126314	56.45	PK-U	36	-43.95	0	48.5	-	-	74	-25.5	136	186	H
			* 9.124903	44.58	ADR	36	-44.07	0	36.51	54	-17.49	-	-	136	186	H
			* 11.047126	56.75	PK-U	37.9	-44.06	0	50.59	-	-	74	-23.41	123	292	H
			* 11.047326	45.42	ADR	37.9	-44.07	0	39.25	54	-14.75	-	-	123	292	H
			* 9.127393	56.56	PK-U	36	-43.95	0	48.61	-	-	74	-25.39	202	265	V
			* 9.128564	44.72	ADR	36	-43.88	0	36.84	54	-17.16	-	-	202	265	V
			* 11.04888	56.93	PK-U	37.9	-44.07	0	50.76	-	-	74	-23.24	119	168	V
			* 11.046243	45.45	ADR	37.9	-44.13	0	39.22	54	-14.78	-	-	119	168	V
	6485	6 + 5	* 2.221273	61.07	PK-U	31.6	-48.97	0	43.7	-	-	74	-30.3	291	108	H
			* 2.222386	49.6	ADR	31.6	-48.99	0	32.21	54	-21.79	-	-	291	108	H
			* 2.220845	60.9	PK-U	31.6	-48.98	0	43.52	-	-	74	-30.48	192	129	V
			* 2.221015	49.52	ADR	31.6	-48.96	0	32.16	54	-21.84	-	-	192	129	V
			* 11.104097	56.53	PK-U	37.9	-43.15	0	51.28	-	-	74	-22.72	159	325	H
			* 11.103258	45.04	ADR	37.9	-43.25	0	39.69	54	-14.31	-	-	159	325	H
			* 16.106285	55.73	PK-U	40.9	-43.22	0	53.41	-	-	74	-20.59	271	253	H
			* 16.10928	44.36	ADR	40.9	-43.31	0	41.95	54	-12.05	-	-	271	253	H
			* 11.105892	56.42	PK-U	37.9	-43.25	0	51.07	-	-	74	-22.93	314	117	V
			* 11.103495	45.02	ADR	37.9	-43.22	0	39.7	54	-14.3	-	-	314	117	V
			* 16.091873	56	PK-U	40.9	-43.37	0	53.53	-	-	74	-20.47	141	170	V
			* 16.092291	44.46	ADR	40.9	-43.35	0	42.01	54	-11.99	-	-	141	170	V
	6525 (Straddle)	6 + 5	* 2.757826	60.43	PK-U	32.2	-48.44	0	44.19	-	-	74	-29.81	77	135	H
			* 2.756046	48.52	ADR	32.2	-48.51	0	32.21	54	-21.79	-	-	77	135	H
			* 2.754839	60.09	PK-U	32.2	-48.51	0	43.78	-	-	74	-30.22	162	255	V
			* 2.755501	48.59	ADR	32.2	-48.51	0	32.28	54	-21.72	-	-	162	255	V
			* 11.098143	57.15	PK-U	37.9	-43.29	0	51.76	-	-	74	-22.24	256	114	H
			* 11.095603	45.09	ADR	37.9	-43.5	0	39.49	54	-14.51	-	-	256	114	H
			* 16.072865	56.77	PK-U	40.9	-43.41	0	54.26	-	-	74	-19.74	155	131	H
			* 16.07527	44.55	ADR	40.9	-43.38	0	42.07	54	-11.93	-	-	155	131	H
			* 11.092891	56.38	PK-U	37.9	-43.52	0	50.76	-	-	74	-23.24	332	286	V
			* 11.091986	45.01	ADR	37.9	-43.57	0	39.34	54	-14.66	-	-	332	286	V
			* 16.06539	56.25	PK-U	40.9	-43.33	0	53.82	-	-	74	-20.18	145	223	V
			* 16.066541	44.12	ADR	40.9	-43.35	0	41.67	54	-12.33	-	-	145	223	V
11be (Partial RU Mode / Highest PSD)	6445 (106+26T-Index82)	6 + 5	1.840792	61.58	PK-U	31.1	-48.84	0	43.84	-	-	88.2	-44.36	221	114	H
			1.841626	50.23	ADR	31.1	-48.85	0.19	32.67	68.2	-35.53	-	-	221	114	H
			3.364655	47.07	ADR	33	-47.3	0.19	32.96	68.2	-35.53	-	-	182	155	V
			3.369614	58.41	PK-U	33	-47.27	0	44.14	-	-	88.2	-44.06	182	155	V
			10.86485	45.51	ADR	37.9	-44.56	0.19	39.04	54	-35.53	-	-	13	101	H
			10.872397	56.83	PK-U	37.9	-44.65	0	50.08	-	-	74	-23.92	108	364	V
			10.873297	45.45	ADR	37.9	-44.7	0.19	38.84	54	-35.53	-	-	108	364	V
			10.875741	57.23	PK-U	37.9	-44.59	0	50.54	-	-	74	-23.46	13	101	H
			17.130238	54.65	PK-U	41.7	-42.51	0	53.84	-	-	88.2	-34.36	334	124	V
			17.133935	43.58	ADR	41.7	-42.48	0.19	42.99	68.2	-35.53	-	-	334	124	V
			17.229957	55.45	PK-U	41.6	-42.22	0	54.83	-	-	88.2	-33.37	149	277	H
			17.237026	43.92	ADR	41.6	-42.28	0.19	43.43	68.2	-35.53	-	-	149	277	H
	6485 (106+26T-Index82)	6 + 5	* 2.247023	60.46	PK-U	31.7	-49.03	0	43.13	-	-	74	-30.87	66	177	H
			* 2.246664	48.81	ADR	31.7	-49.04	0.19	31.66	54	-35.53	-	-	66	177	H
			* 2.246156	60.38	PK-U	31.6	-49.06	0	42.92	-	-	74	-31.08	213	239	V
			* 2.248023	48.89	ADR	31.7	-49	0.19	31.78	54	-35.53	-	-	213	239	V
			* 9.098022	56.61	PK-U	36	-44.14	0	48.47	-	-	74	-25.53	142	303	H
			* 9.097537	44.9	ADR	36	-44.14	0.19	36.95	54	-35.53	-	-	142	303	H
			* 12.544172	56.23	PK-U	38.8	-43.63	0	51.4	-	-	74	-22.6	96	120	H
			* 12.541885	44.51	ADR	38.8	-43.58	0.19	39.92	54	-35.53	-	-	96	120	H
			* 9.105083	56.7	PK-U	36	-43.87	0	48.83	-	-	74	-25.17	205	336	V
			* 9.103138	45.09	ADR	36	-43.96	0.19	37.32	54	-35.53	-	-	205	336	V
			* 12.538441	55.85	PK-U	38.8	-43.6	0	51.05	-	-	74	-22.95	334	299	V
			* 12.539766	44.44	ADR	38.8	-43.62	0.19	39.81	54	-35.53	-	-	334	299	V
	6525 (Straddle) (106+26T-Index85)	6 + 5	* 2.734092	61	PK-U	32.4	-48.62	0	44.78	-	-	74	-29.22	322	142	H
			* 2.732852	48.69	ADR	32.4	-48.53	0.19	32.75	54	-35.53	-	-	322	142	H
			* 2.73456	60.15	PK-U	32.4	-48.58	0	43.97	-	-	74	-30.03	295	217	V
			* 2.734387	48.74	ADR	32.4	-48.6	0.19	32.73	54	-35.53	-	-	295	217	V
			* 11.099076	56.69	PK-U	37.9	-43.28	0	51.31	-	-	74	-22.69	146	115	H
			* 11.100964	45.25	ADR	37.9	-43.26	0.19	40.08	54	-35.53	-	-	146	115	H
			* 16.101216	55.85	PK-U	40.9	-43.36	0	53.39	-	-	74	-20.61	201	261	H
			* 16.102396	44.57	ADR	40.9	-43.29	0.19	42.37	54	-35.53	-	-	201	261	H
			* 11.106499	56.36	PK-U	37.9	-43.25	0	51.01	-	-	74	-22.99	162	267	V
			* 11.108169	44.77	ADR	37.9	-43.33	0.19	39.53	54	-35.53	-	-	162	267	V
			* 16.107127	56.47	PK-U	40.9	-43.23	0	54.14	-	-	74	-19.86	324	370	V
			* 16.106076	44.94	ADR	40.9	-43.21	0.19	42.82	54	-35.53	-	-	324	370	V

* - indicates frequency in CFR47 Pt 15 / IC RSS-Restricted Band
Pk - Peak detector
RMS - RMS detection

UL VERIFICATION SERVICES
47173 Benicia Street, Fremont, CA 94538; USA TEL:(510) 319-4000 FAX:(510) 661-0888
This report shall not be reproduced except in full, without the written approval of UL VERIFICATION SERVICES

HARMONICS AND SPURIOUS EMISSIONS (LOW CHANNEL / 6445MHz)

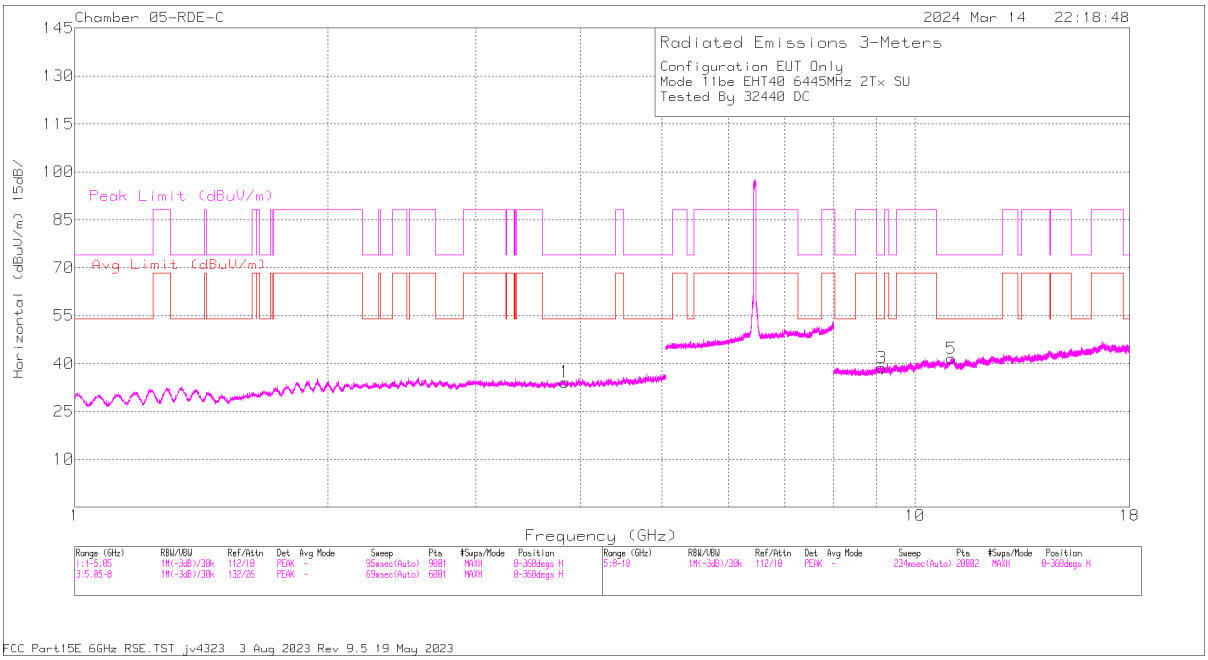

HORIZONTAL

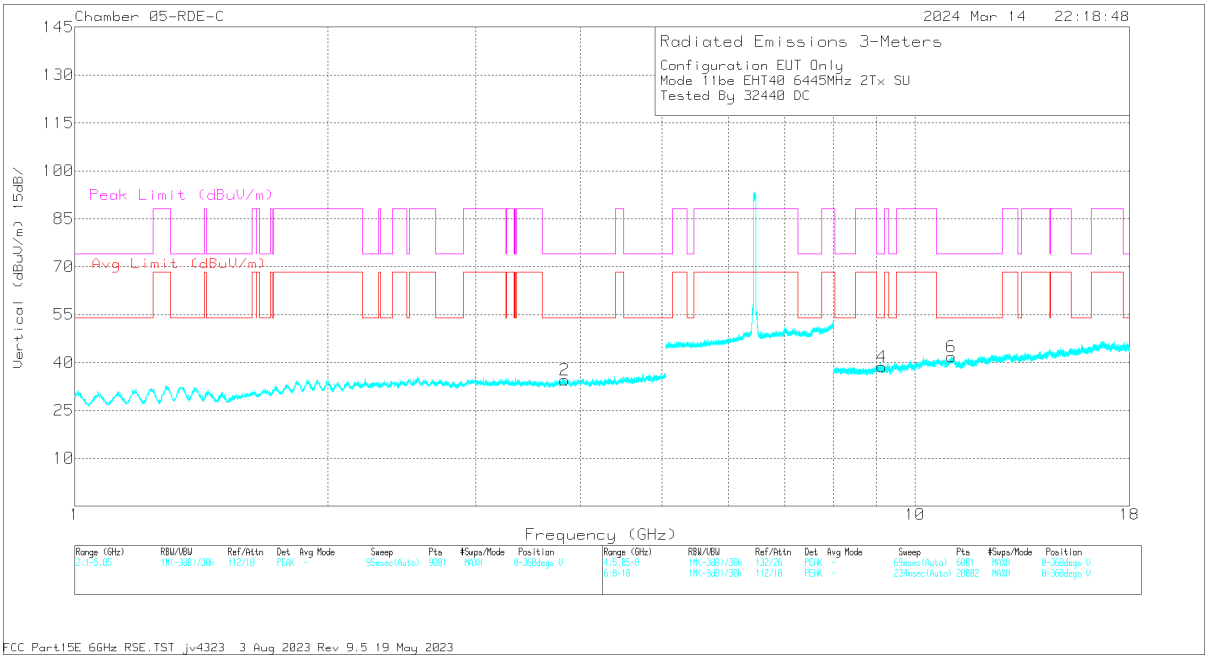

VERTICAL

UL VERIFICATION SERVICES
47173 Benicia Street, Fremont, CA 94538; USA TEL:(510) 319-4000 FAX:(510) 661-0888
This report shall not be reproduced except in full, without the written approval of UL VERIFICATION SERVICES

RADIATED EMISSIONS

Marker	Frequency (GHz)	Meter Reading (dBuV)	Det	81887 ACF 3m (dB/m)	DCCF (dB)	Gain/Loss (dB)	Corrected Reading (dBuV/m)	Avg Limit (dBuV/m)	Margin (dB)	Peak Limit (dBuV/m)	PK Margin (dB)	Azimuth (Degs)	Height (cm)	Polarity
1	* 3.828885	58.05	PK-U	33.2	0	-46.93	44.32	-	-	74	-29.68	345	116	H
1	* 3.830944	46.45	ADR	33.2	0	-46.92	32.73	54	-21.27	-	-	345	116	H
2	* 3.82942	57.67	PK-U	33.2	0	-46.91	43.96	-	-	74	-30.04	238	263	V
2	* 3.831363	46.32	ADR	33.2	0	-46.94	32.58	54	-21.42	-	-	238	263	V
3	* 9.126314	56.45	PK-U	36	0	-43.95	48.5	-	-	74	-25.5	136	186	H
3	* 9.124903	44.58	ADR	36	0	-44.07	36.51	54	-17.49	-	-	136	186	H
5	* 11.047126	56.75	PK-U	37.9	0	-44.06	50.59	-	-	74	-23.41	123	292	H
5	* 11.047326	45.42	ADR	37.9	0	-44.07	39.25	54	-14.75	-	-	123	292	H
4	* 9.127393	56.56	PK-U	36	0	-43.95	48.61	-	-	74	-25.39	202	265	V
4	* 9.128564	44.72	ADR	36	0	-43.88	36.84	54	-17.16	-	-	202	265	V
6	* 11.04888	56.93	PK-U	37.9	0	-44.07	50.76	-	-	74	-23.24	119	168	V
6	* 11.046243	45.45	ADR	37.9	0	-44.13	39.22	54	-14.78	-	-	119	168	V

* - indicates frequency in CFR47 Pt 15 / IC RSS-Restricted Band
PK-U - U-NII: Maximum Peak
ADR - U-NII AD primary method, RMS average

UL VERIFICATION SERVICES
47173 Benicia Street, Fremont, CA 94538; USA TEL:(510) 319-4000 FAX:(510) 661-0888
This report shall not be reproduced except in full, without the written approval of UL VERIFICATION SERVICES

80MHz

UNII-6 (MIMO CDD)	Channel Frequency (MHz)	Ant. #	Frequency (GHz)	Meter Reading (dBuV)	Det	AF (dB/m)	Amp/Cbl/ Fltr/Pad (dB)	DCCF (dB)	Correct Reading (dBuV/m)	Avg Limit (dBuV/m)	Avg Margin (dB)	Pk Limit (dBuV/m)	Pk Margin (dB)	Azimuth (Degs)	Height (cm)	Polarity
11be (SU Mode / Highest Power)	6465	6 + 5	* 2.77837	59	PK-U	32.3	-48	0	43.3	-	-	74	-30.7	358	319	H
			* 2.777502	47.48	ADR	32.3	-48	0.14	31.92	54	-22.08	-	-	358	319	H
			* 2.778178	59.19	PK-U	32.3	-48	0	43.49	-	-	74	-30.51	233	224	V
			* 2.775786	47.38	ADR	32.3	-48	0.14	31.82	54	-22.18	-	-	233	224	V
			* 9.440686	55.53	PK-U	36.4	-44.2	0	47.73	-	-	74	-26.27	313	100	H
			* 9.438482	43.55	ADR	36.4	-44.25	0.14	35.84	54	-18.16	-	-	313	100	H
			* 11.851417	53.62	PK-U	38.6	-41.9	0	50.32	-	-	74	-23.68	21	213	H
			* 11.848974	42.2	ADR	38.6	-41.9	0.14	39.04	54	-14.96	-	-	21	213	H
			* 9.427009	55.51	PK-U	36.4	-44.2	0	47.71	-	-	74	-26.29	166	386	V
			* 9.426459	43.64	ADR	36.4	-44.2	0.14	35.98	54	-18.02	-	-	166	386	V
			* 11.846904	53.9	PK-U	38.6	-42	0	50.5	-	-	74	-23.5	6	328	V
			* 11.844722	42.16	ADR	38.6	-42	0.14	38.9	54	-15.1	-	-	6	328	V
11be (Partial RU Mode / Highest PSD)	6465 (52T-37)	6 + 5	* 2.805698	59.35	PK-U	32.4	-48	0	43.75	-	-	74	-30.25	131	109	H
			* 2.805858	47.81	ADR	32.4	-48	0.12	32.33	54	-21.67	-	-	131	109	H
			* 2.80359	59.04	PK-U	32.4	-48.04	0	43.4	-	-	74	-30.6	33	299	V
			* 2.803981	47.71	ADR	32.4	-48	0.12	32.23	54	-21.77	-	-	33	299	V
			* 9.475553	55.21	PK-U	36.5	-44.4	0	47.31	-	-	74	-26.69	225	141	H
			* 9.476126	43.73	ADR	36.5	-44.4	0.12	35.95	54	-18.05	-	-	225	141	H
			* 12.106862	54.34	PK-U	38.9	-42.2	0	51.04	-	-	74	-22.96	325	333	H
			* 12.105325	41.91	ADR	38.9	-42.2	0.12	38.73	54	-15.27	-	-	325	333	H
			* 9.465865	55.39	PK-U	36.4	-44.7	0	47.09	-	-	74	-26.91	288	232	V
			* 9.463695	43.98	ADR	36.4	-44.8	0.12	35.7	54	-18.3	-	-	288	232	V
			* 12.098534	53.53	PK-U	38.9	-42.15	0	50.28	-	-	74	-23.72	71	265	V
			* 12.096504	41.95	ADR	38.9	-42.3	0.12	38.67	54	-15.33	-	-	71	265	V

* - indicates frequency in CFR47 Pt 15 / IC RSS-Restricted Band
Pk - Peak detector
RMS - RMS detection

UL VERIFICATION SERVICES
47173 Benicia Street, Fremont, CA 94538; USA TEL:(510) 319-4000 FAX:(510) 661-0888
This report shall not be reproduced except in full, without the written approval of UL VERIFICATION SERVICES

HARMONICS AND SPURIOUS EMISSIONS (MID CHANNEL / 6465MHz)

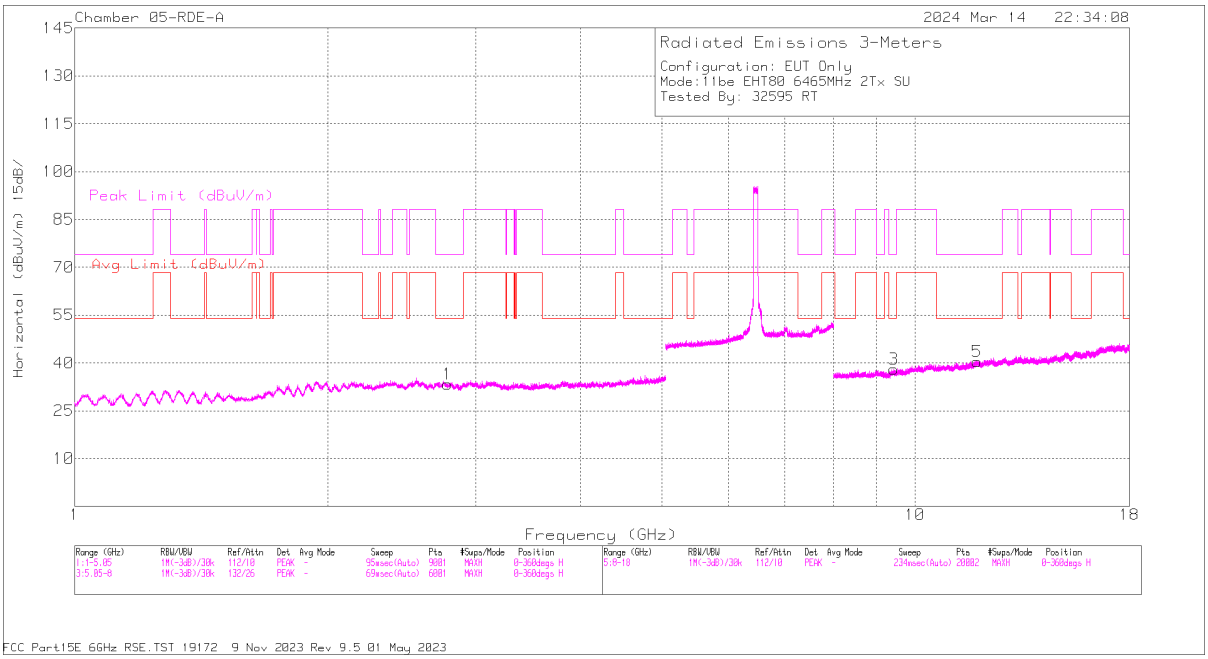

HORIZONTAL

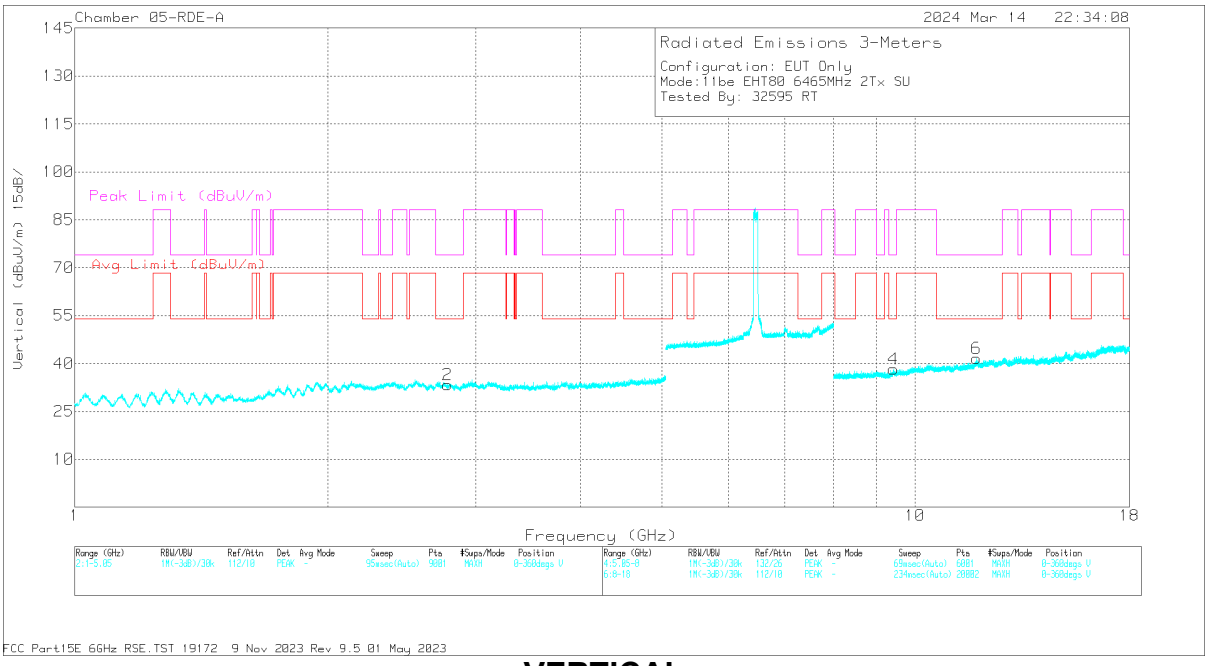

VERTICAL

UL VERIFICATION SERVICES
47173 Benicia Street, Fremont, CA 94538; USA TEL:(510) 319-4000 FAX:(510) 661-0888
This report shall not be reproduced except in full, without the written approval of UL VERIFICATION SERVICES

RADIATED EMISSIONS

Marker	Frequency (GHz)	Meter Reading (dBuV)	Det	80403 ACF 3m (dB/m)	DCCF (dB)	Gain/Loss (dB)	Corrected Reading (dBuV/m)	Avg Limit (dBuV/m)	Margin (dB)	Peak Limit (dBuV/m)	PK Margin (dB)	Azimuth (Degs)	Height (cm)	Polarity
1	* 2.77837	59	PK-U	32.3	0	-48	43.3	-	-	74	-30.7	358	319	H
1	* 2.777502	47.48	ADR	32.3	0.14	-48	31.92	54	-22.08	-	-	358	319	H
2	* 2.778178	59.19	PK-U	32.3	0	-48	43.49	-	-	74	-30.51	233	224	V
2	* 2.775786	47.38	ADR	32.3	0.14	-48	31.82	54	-22.18	-	-	233	224	V
3	* 9.440686	55.53	PK-U	36.4	0	-44.2	47.73	-	-	74	-26.27	313	100	H
3	* 9.438482	43.55	ADR	36.4	0.14	-44.25	35.84	54	-18.16	-	-	313	100	H
5	* 11.851417	53.62	PK-U	38.6	0	-41.9	50.32	-	-	74	-23.68	21	213	H
5	* 11.848974	42.2	ADR	38.6	0.14	-41.9	39.04	54	-14.96	-	-	21	213	H
4	* 9.427009	55.51	PK-U	36.4	0	-44.2	47.71	-	-	74	-26.29	166	386	V
4	* 9.426459	43.64	ADR	36.4	0.14	-44.2	35.98	54	-18.02	-	-	166	386	V
6	* 11.846904	53.9	PK-U	38.6	0	-42	50.5	-	-	74	-23.5	6	328	V
6	* 11.844722	42.16	ADR	38.6	0.14	-42	38.9	54	-15.1	-	-	6	328	V

* - indicates frequency in CFR47 Pt 15 / IC RSS-Restricted Band
PK-U - U-NII: Maximum Peak
ADR - U-NII AD primary method, RMS average

UL VERIFICATION SERVICES
47173 Benicia Street, Fremont, CA 94538; USA TEL:(510) 319-4000 FAX:(510) 661-0888
This report shall not be reproduced except in full, without the written approval of UL VERIFICATION SERVICES

160MHz

UNII-6 (MIMO CDD)	Channel Frequency (MHz)	Ant. #	Frequency (GHz)	Meter Reading (dBuV)	Det	AF (dB/m)	Amp/Cbl/Fltr/Pad (dB)	DCCF (dB)	Correct Reading (dBuV/m)	Avg Limit (dBuV/m)	Avg Margin (dB)	Pk Limit (dBuV/m)	Pk Margin (dB)	Azimuth (Degs)	Height (cm)	Polarity
11be (SU Mode / Highest Power)	6505 (Straddle)	6 + 5	* 11.611162	52.88	PK-U	38.4	-42.3	0	48.98	-	-	74	-25.02	135	328	H
			* 11.610961	41.61	ADR	38.4	-42.3	0.25	37.96	54	-16.04	-	-	135	328	H
			* 15.540558	52.42	PK-U	40.5	-40.8	0	52.12	-	-	74	-21.88	224	391	H
			* 15.542997	40.83	ADR	40.5	-40.8	0.25	40.78	54	-13.22	-	-	224	391	H
			* 11.58563	53.25	PK-U	38.3	-42.4	0	49.15	-	-	74	-24.85	342	173	V
			* 11.584652	41.43	ADR	38.3	-42.37	0.25	37.61	54	-16.39	-	-	342	173	V
			1.937763	62.11	PK-U	31	-49	0	44.11	-	-	88.2	-44.09	41	196	H
			1.938929	50.57	ADR	31	-49	0.25	32.82	68.2	-35.38	-	-	41	196	H
			1.939155	50.62	ADR	31	-49	0.25	32.87	68.2	-35.33	-	-	13	203	V
			1.939571	62.59	PK-U	31	-49	0	44.59	-	-	88.2	-43.61	13	203	V
			15.112033	53.16	PK-U	40.1	-41	0	52.26	-	-	88.2	-35.94	304	223	V
			15.113545	42.18	ADR	40.1	-41	0	41.28	68.2	-26.92	-	-	304	223	V
11be (Partial RU Mode / Highest PSD)	6505 (Straddle) (484T-65)	6 + 5	* 12.575986	53.53	PK-U	39	-42.2	0	50.33	-	-	74	-23.67	313	299	H
			* 12.576217	41.78	ADR	39	-42.2	0	38.58	54	-15.42	-	-	313	299	H
			* 16.134424	52.02	PK-U	40.7	-40.3	0	52.42	-	-	74	-21.58	332	270	H
			* 16.134273	40.54	ADR	40.7	-40.3	0	40.94	54	-13.06	-	-	332	270	H
			* 12.340825	53.81	PK-U	38.9	-42	0	50.71	-	-	74	-23.29	225	315	V
			* 12.340172	42.05	ADR	38.9	-42	0	38.95	54	-15.05	-	-	225	315	V
			* 15.510354	53.11	PK-U	40.5	-40.34	0	53.27	-	-	74	-20.73	13	225	V
			* 15.511936	41.21	ADR	40.5	-40.4	0	41.31	54	-12.69	-	-	13	225	V
			1.893455	61.53	PK-U	30.8	-49.3	0	43.03	-	-	88.2	-45.17	262	371	H
			1.89655	50.43	ADR	30.9	-49.3	0	32.03	68.2	-36.17	-	-	262	371	H
			1.937566	50.83	ADR	31	-49	0	32.83	68.2	-35.37	-	-	8	117	V
			1.937649	61.97	PK-U	31	-49	0	43.97	-	-	88.2	-44.23	8	117	V

* - indicates frequency in CFR47 Pt 15 / IC RSS-Restricted Band
Pk - Peak detector
RMS - RMS detection

UL VERIFICATION SERVICES
47173 Benicia Street, Fremont, CA 94538; USA TEL:(510) 319-4000 FAX:(510) 661-0888
This report shall not be reproduced except in full, without the written approval of UL VERIFICATION SERVICES

HARMONICS AND SPURIOUS EMISSIONS (STRADDLE CHANNEL / 6505MHz)

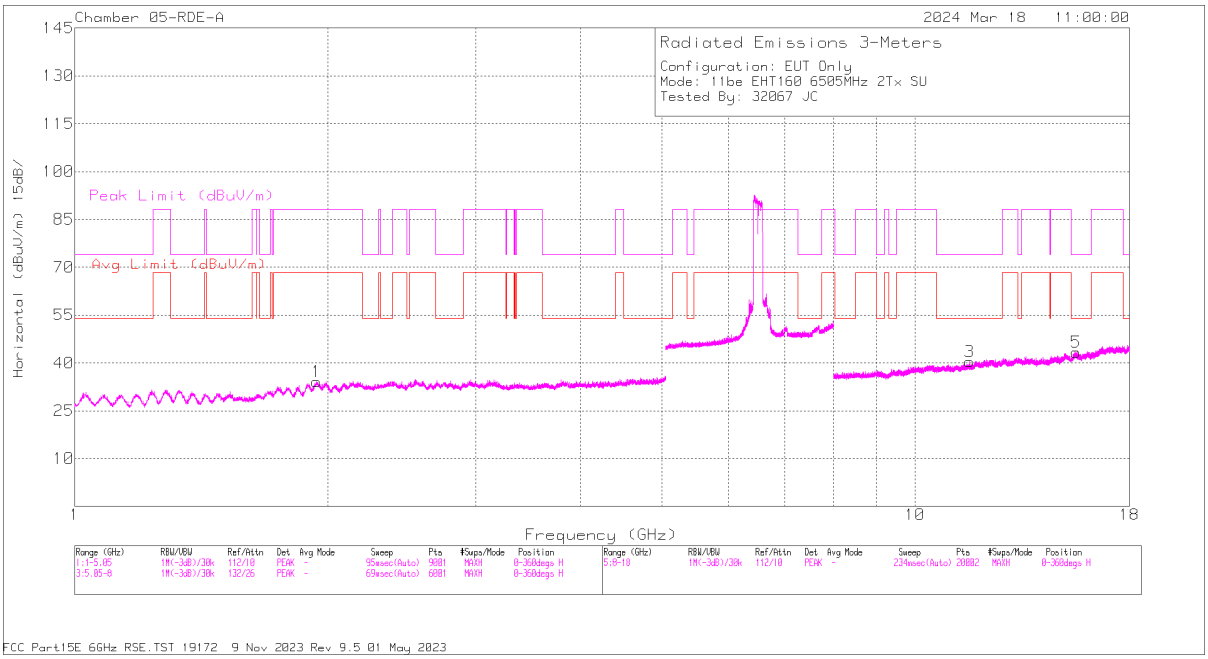

HORIZONTAL

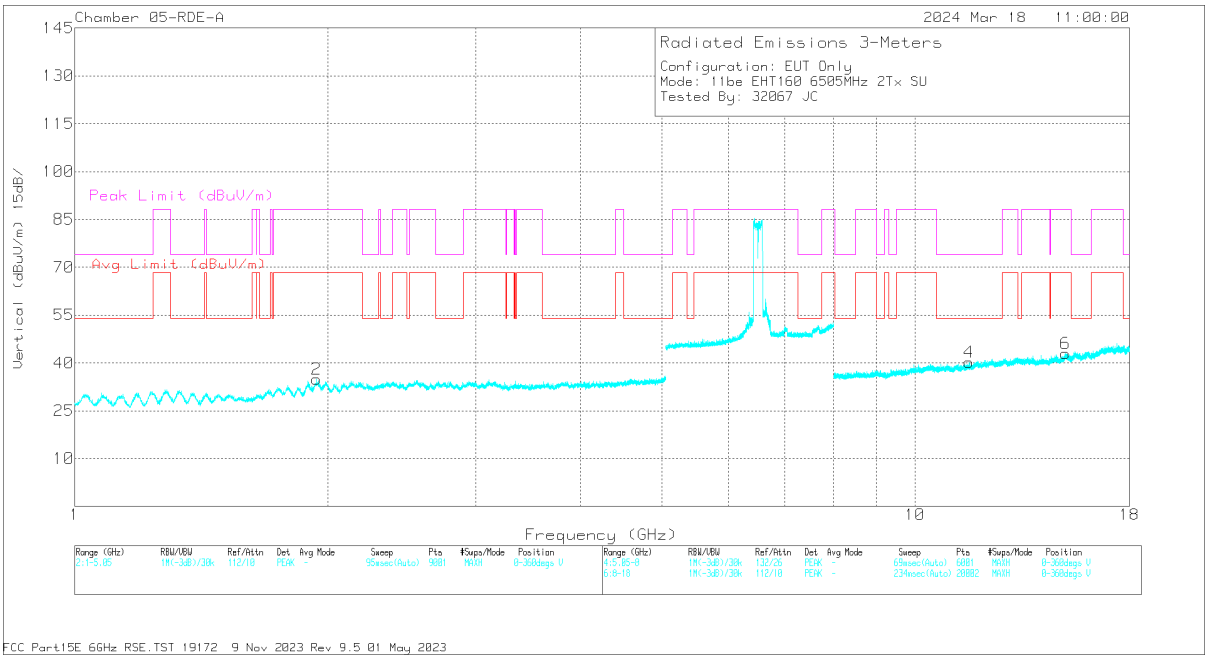

VERTICAL

UL VERIFICATION SERVICES
47173 Benicia Street, Fremont, CA 94538; USA TEL:(510) 319-4000 FAX:(510) 661-0888
This report shall not be reproduced except in full, without the written approval of UL VERIFICATION SERVICES

RADIATED EMISSIONS

Marker	Frequency (GHz)	Meter Reading (dBuV)	Det	80403 ACF 3m (dB/m)	DCCF (dB)	Gain/Loss (dB)	Corrected Reading (dBuV/m)	Avg Limit (dBuV/m)	Margin (dB)	Peak Limit (dBuV/m)	PK Margin (dB)	Azimuth (Degs)	Height (cm)	Polarity
3	* 11.611162	52.88	PK-U	38.4	0	-42.3	48.98	-	-	74	-25.02	135	328	H
3	* 11.610961	41.61	ADR	38.4	0.25	-42.3	37.96	54	-16.04	-	-	135	328	H
5	* 15.540558	52.42	PK-U	40.5	0	-40.8	52.12	-	-	74	-21.88	224	391	H
5	* 15.542997	40.83	ADR	40.5	0.25	-40.8	40.78	54	-13.22	-	-	224	391	H
4	* 11.58563	53.25	PK-U	38.3	0	-42.4	49.15	-	-	74	-24.85	342	173	V
4	* 11.584652	41.43	ADR	38.3	0.25	-42.37	37.61	54	-16.39	-	-	342	173	V
1	1.937763	62.11	PK-U	31	0	-49	44.11	-	-	88.2	-44.09	41	196	H
1	1.938929	50.57	ADR	31	0.25	-49	32.82	68.2	-35.38	-	-	41	196	H
2	1.939155	50.62	ADR	31	0.25	-49	32.87	68.2	-35.33	-	-	13	203	V
2	1.939571	62.59	PK-U	31	0	-49	44.59	-	-	88.2	-43.61	13	203	V
6	15.112033	53.16	PK-U	40.1	0	-41	52.26	-	-	88.2	-35.94	304	223	V
6	15.113545	42.18	ADR	40.1	0	-41	41.28	68.2	-26.92	-	-	304	223	V

* - indicates frequency in CFR47 Pt 15 / IC RSS-Restricted Band
PK-U - U-NII: Maximum Peak
ADR - U-NII AD primary method, RMS average

UL VERIFICATION SERVICES
47173 Benicia Street, Fremont, CA 94538; USA TEL:(510) 319-4000 FAX:(510) 661-0888
This report shall not be reproduced except in full, without the written approval of UL VERIFICATION SERVICES

1.1.7. 802.11be MIMO MODE IN UNII-7 BAND – SPURIOUS EMISSIONS

20MHz

UNII-7 (MIMO CDD)	Channel Frequency (MHz)	Ant. #	Frequency (GHz)	Meter Reading (dBuV)	Det	AF (dB/m)	Amp/Cbl/ Fltr/Pad (dB)	DCCF (dB)	Correct Reading (dBuV/m)	Avg Limit (dBuV/m)	Avg Margin (dB)	Pk Limit (dBuV/m)	Pk Margin (dB)	Azimuth (Degs)	Height (cm)	Polarity
11be (SU Mode / Highest Power)	6535	6 + 5	* 2.3676	61.21	PK-U	32	-49.14	0	44.07	-	-	74	-29.93	127	179	H
			* 2.367133	49.45	ADR	32	-49.19	0	32.26	54	-21.74	-	-	127	179	H
			* 2.361229	61.06	PK-U	32	-49.1	0	43.96	-	-	74	-30.04	232	355	V
			* 2.357737	49.32	ADR	31.9	-49.13	0	32.09	54	-21.91	-	-	232	355	V
			* 9.443736	55.15	PK-U	36.4	-44.27	0	47.28	-	-	74	-26.72	32	201	H
			* 9.441658	43.48	ADR	36.4	-44.2	0	35.68	54	-18.32	-	-	32	201	H
			* 12.333384	53.47	PK-U	38.9	-41.9	0	50.47	-	-	74	-23.53	283	150	H
			* 12.335063	42.36	ADR	38.9	-41.9	0	39.36	54	-14.64	-	-	283	150	H
			* 9.473973	55.67	PK-U	36.5	-44.4	0	47.77	-	-	74	-26.23	45	119	V
			* 9.47763	43.84	ADR	36.5	-44.4	0	35.94	54	-18.06	-	-	45	119	V
			* 12.310409	54.55	PK-U	38.9	-42.24	0	51.21	-	-	74	-22.79	229	258	V
			* 12.309094	42.51	ADR	38.9	-42.2	0	39.21	54	-14.79	-	-	229	258	V
	6715	6 + 5	* 3.830128	56.91	PK-U	33.4	-46.3	0	44.01	-	-	74	-29.99	355	208	H
			* 3.829862	45.39	ADR	33.4	-46.3	0	32.49	54	-21.51	-	-	355	208	H
			* 3.830417	56.67	PK-U	33.4	-46.3	0	43.77	-	-	74	-30.23	224	119	V
			* 3.830287	45.09	ADR	33.4	-46.3	0	32.19	54	-21.81	-	-	224	119	V
			* 9.352289	54.88	PK-U	36.3	-44.47	0	46.71	-	-	74	-27.29	173	293	H
			* 9.35111	43.65	ADR	36.3	-44.5	0	35.45	54	-18.55	-	-	173	293	H
			* 11.975442	54.09	PK-U	38.8	-42.5	0	50.39	-	-	74	-23.61	113	355	H
			* 11.975015	42.59	ADR	38.8	-42.5	0	38.89	54	-15.11	-	-	113	355	H
			* 9.355304	55.38	PK-U	36.3	-44.37	0	47.31	-	-	74	-26.69	260	104	V
			* 9.353696	43.75	ADR	36.3	-44.4	0	35.65	54	-18.35	-	-	260	104	V
			* 11.96104	54.13	PK-U	38.8	-42.6	0	50.33	-	-	74	-23.67	315	253	V
			* 11.961592	42.3	ADR	38.8	-42.6	0	38.5	54	-15.5	-	-	315	253	V
	6875 (Straddle)	6 + 5	* 4.305624	57.2	PK-U	33.8	-46.9	0	44.1	-	-	74	-29.9	65	290	H
			* 4.306105	45.57	ADR	33.8	-46.89	0	32.48	54	-21.52	-	-	65	290	H
			* 4.307043	56.72	PK-U	33.8	-46.8	0	43.72	-	-	74	-30.28	337	372	V
			* 4.306128	45.42	ADR	33.8	-46.89	0	32.33	54	-21.67	-	-	337	372	V
			* 9.429642	55.29	PK-U	36.4	-44.36	0	47.33	-	-	74	-26.67	125	128	H
			* 9.428893	43.62	ADR	36.4	-44.29	0	35.73	54	-18.27	-	-	125	128	H
			* 12.302252	53.85	PK-U	38.9	-42.3	0	50.45	-	-	74	-23.55	104	269	H
			* 12.302591	42.59	ADR	38.9	-42.3	0	39.19	54	-14.81	-	-	104	269	H
			* 9.418466	55.5	PK-U	36.3	-44.65	0	47.15	-	-	74	-26.85	78	280	V
			* 9.418066	44.1	ADR	36.3	-44.69	0	35.71	54	-18.29	-	-	78	280	V
			* 12.320044	53.92	PK-U	38.9	-42.3	0	50.52	-	-	74	-23.48	297	175	V
			* 12.318854	42.55	ADR	38.9	-42.4	0	39.05	54	-14.95	-	-	297	175	V
11be (Partial RU Mode / Highest PSD)	6535 (26T-Index 0)	6 + 5	* 2.805392	58.03	PK-U	32.2	-47.3	0	42.93	-	-	74	-31.07	182	208	H
			* 2.808355	46.28	ADR	32.2	-47.2	0	31.28	54	-22.72	-	-	182	208	H
			* 2.798787	57.99	PK-U	32.2	-47.4	0	42.79	-	-	74	-31.21	212	101	V
			* 2.797648	46.06	ADR	32.2	-47.4	0	30.86	54	-23.14	-	-	212	101	V
			* 9.418117	54.53	PK-U	36.4	-42.6	0	48.33	-	-	74	-25.67	253	168	H
			* 9.418215	42.87	ADR	36.4	-42.6	0	36.67	54	-17.33	-	-	253	168	H
			* 12.504069	54.04	PK-U	38.9	-42.1	0	50.84	-	-	74	-23.16	136	230	H
			* 12.504864	42.47	ADR	38.9	-42.1	0	39.27	54	-14.73	-	-	136	230	H
			* 9.394951	54.92	PK-U	36.3	-42.4	0	48.82	-	-	74	-25.18	157	149	V
			* 9.395383	42.83	ADR	36.3	-42.4	0	36.73	54	-17.27	-	-	157	149	V
			* 12.451565	53.56	PK-U	38.8	-41.5	0	50.86	-	-	74	-23.14	286	215	V
			* 12.453142	42	ADR	38.8	-41.5	0	39.3	54	-14.7	-	-	286	215	V
	6715 (26T-Index 0)	6 + 5	* 2.362438	58.05	PK-U	31.5	-47.34	0	42.21	-	-	74	-31.79	227	136	H
			* 2.362739	46.28	ADR	31.5	-47.37	0	30.41	54	-23.59	-	-	227	136	H
			* 2.347906	57.64	PK-U	31.4	-47.4	0	41.64	-	-	74	-32.36	293	205	V
			* 2.348792	46.59	ADR	31.5	-47.48	0	30.61	54	-23.39	-	-	293	205	V
			* 9.076329	55.47	PK-U	36	-43.1	0	48.37	-	-	74	-25.63	173	185	H
			* 9.076835	43.79	ADR	36	-43.1	0	36.69	54	-17.31	-	-	173	185	H
			* 12.616111	54.79	PK-U	38.9	-41.9	0	51.79	-	-	74	-22.21	136	111	H
			* 12.615996	42.6	ADR	38.9	-41.9	0	39.6	54	-14.4	-	-	136	111	H
			* 9.037434	54.74	PK-U	36	-43.06	0	47.68	-	-	74	-26.32	287	189	V
			* 9.036106	42.82	ADR	36	-43.1	0	35.72	54	-18.28	-	-	287	189	V
			* 12.625295	53.86	PK-U	39	-42.1	0	50.76	-	-	74	-23.24	265	129	V
			* 12.625139	42.33	ADR	39	-42.1	0	39.23	54	-14.77	-	-	265	129	V
	6875 (Straddle) (26T-Index 8)	6 + 5	* 2.351655	57.88	PK-U	31.5	-47.4	0	41.98	-	-	74	-32.02	356	116	H
			* 2.352403	46.23	ADR	31.5	-47.4	0	30.33	54	-23.67	-	-	356	116	H
			* 2.340505	57.95	PK-U	31.4	-47.5	0	41.85	-	-	74	-32.15	124	147	V
			* 2.340665	46.15	ADR	31.4	-47.5	0	30.05	54	-23.95	-	-	124	147	V
			* 9.11613	56.03	PK-U	36	-42.9	0	49.13	-	-	74	-24.87	128	111	H
			* 9.116011	43.51	ADR	36	-42.9	0	36.61	54	-17.39	-	-	128	111	H
			* 12.464232	53.49	PK-U	38.8	-41.4	0	50.89	-	-	74	-23.11	141	151	H
			* 12.460584	42.13	ADR	38.8	-41.5	0	39.43	54	-14.57	-	-	141	151	H
			* 9.085502	55.53	PK-U	36	-43.15	0	48.38	-	-	74	-25.62	260	181	V
			* 9.084253	43.66	ADR	36	-43.13	0	36.53	54	-17.47	-	-	260	181	V
			* 12.478564	53.92	PK-U	38.8	-41.8	0	50.92	-	-	74	-23.08	305	200	V
			* 12.479556	42.28	ADR	38.8	-41.8	0	39.28	54	-14.72	-	-	305	200	V

* - indicates frequency in CFR47 Pt 15 / IC RSS-Restricted Band
Pk - Peak detector
RMS - RMS detection

UL VERIFICATION SERVICES
47173 Benicia Street, Fremont, CA 94538; USA TEL:(510) 319-4000 FAX:(510) 661-0888
This report shall not be reproduced except in full, without the written approval of UL VERIFICATION SERVICES

HARMONICS AND SPURIOUS EMISSIONS (LOW CHANNEL / 6535MHz)

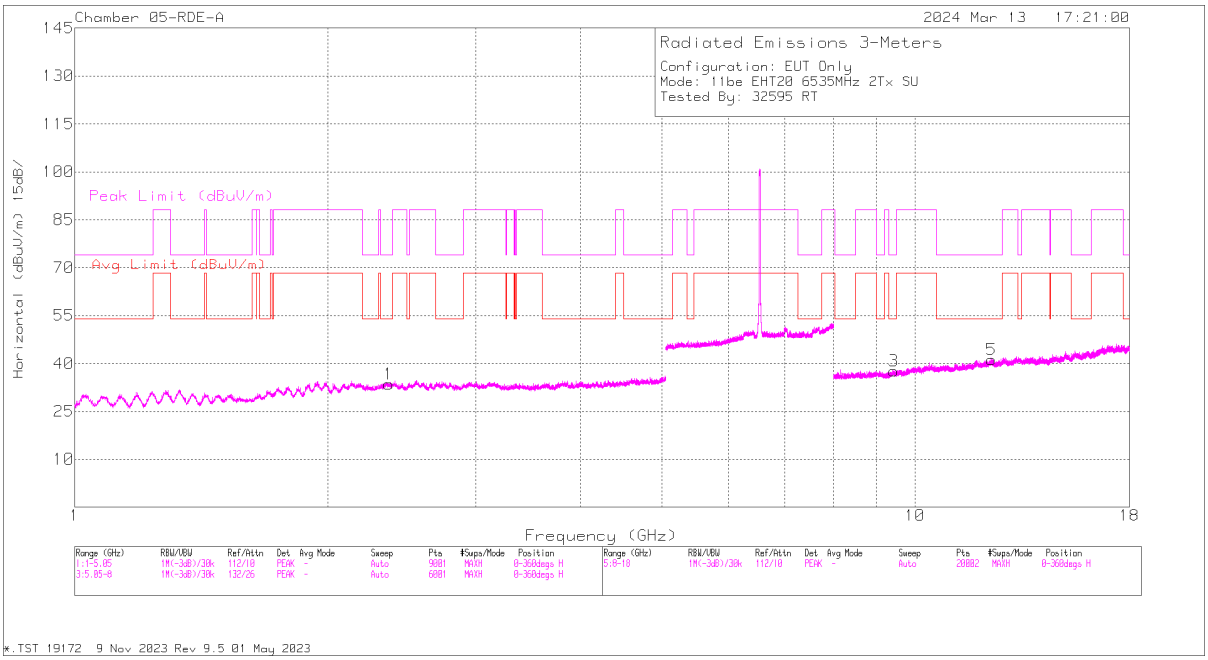

HORIZONTAL

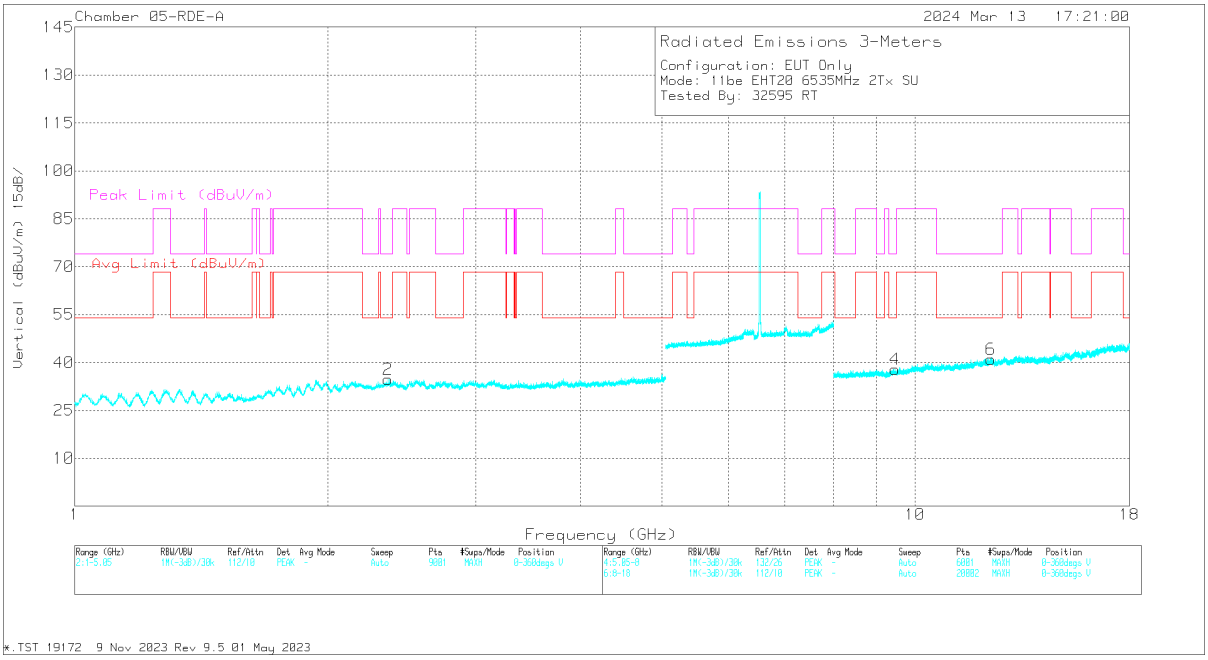

VERTICAL

UL VERIFICATION SERVICES
47173 Benicia Street, Fremont, CA 94538; USA TEL:(510) 319-4000 FAX:(510) 661-0888
This report shall not be reproduced except in full, without the written approval of UL VERIFICATION SERVICES

RADIATED EMISSIONS

Marker	Frequency (GHz)	Meter Reading (dBuV)	Det	80403 ACF 3m (dB/m)	DCCF (dB)	Gain/Loss (dB)	Corrected Reading (dBuV/m)	Avg Limit (dBuV/m)	Margin (dB)	Peak Limit (dBuV/m)	PK Margin (dB)	Azimuth (Degs)	Height (cm)	Polarity
1	* 2.3676	61.21	PK-U	32	0	-49.14	44.07	-	-	74	-29.93	127	179	H
1	* 2.367133	49.45	ADR	32	0	-49.19	32.26	54	-21.74	-	-	127	179	H
2	* 2.361229	61.06	PK-U	32	0	-49.1	43.96	-	-	74	-30.04	232	355	V
2	* 2.357737	49.32	ADR	31.9	0	-49.13	32.09	54	-21.91	-	-	232	355	V
3	* 9.443736	55.15	PK-U	36.4	0	-44.27	47.28	-	-	74	-26.72	32	201	H
3	* 9.441658	43.48	ADR	36.4	0	-44.2	35.68	54	-18.32	-	-	32	201	H
5	* 12.333384	53.47	PK-U	38.9	0	-41.9	50.47	-	-	74	-23.53	283	150	H
5	* 12.335063	42.36	ADR	38.9	0	-41.9	39.36	54	-14.64	-	-	283	150	H
4	* 9.473973	55.67	PK-U	36.5	0	-44.4	47.77	-	-	74	-26.23	45	119	V
4	* 9.47763	43.84	ADR	36.5	0	-44.4	35.94	54	-18.06	-	-	45	119	V
6	* 12.310409	54.55	PK-U	38.9	0	-42.24	51.21	-	-	74	-22.79	229	258	V
6	* 12.309094	42.51	ADR	38.9	0	-42.2	39.21	54	-14.79	-	-	229	258	V

* - indicates frequency in CFR47 Pt 15 / IC RSS-Restricted Band
PK-U - U-NII: Maximum Peak
ADR - U-NII AD primary method, RMS average

UL VERIFICATION SERVICES
47173 Benicia Street, Fremont, CA 94538; USA TEL:(510) 319-4000 FAX:(510) 661-0888
This report shall not be reproduced except in full, without the written approval of UL VERIFICATION SERVICES

40MHz

UNII-7 (MIMO CDD)	Channel Frequency (MHz)	Ant. #	Frequency (GHz)	Meter Reading (dBuV)	Det	AF (dB/m)	Amp/Cbl/ Fltr/Pad (dB)	DCCF (dB)	Correct Reading (dBuV/m)	Avg Limit (dBuV/m)	Avg Margin (dB)	Pk Limit (dBuV/m)	Pk Margin (dB)	Azimuth (Degs)	Height (cm)	Polarity
11be (SU Mode / Highest Power)	6565	6 + 5	* 4.00414	57.79	PK-U	33.4	-47.18	0	44.01	-	-	74	-29.99	341	113	H
			* 4.006078	46.54	ADR	33.4	-47.13	0	32.81	54	-21.19	-	-	341	113	H
			* 4.008557	58.39	PK-U	33.4	-47.17	0	44.62	-	-	74	-29.38	126	208	V
			* 4.007638	46.63	ADR	33.4	-47.12	0	32.91	54	-21.09	-	-	126	208	V
			* 11.100007	56.59	PK-U	37.9	-43.32	0	51.17	-	-	74	-22.83	204	339	H
			* 11.098785	44.96	ADR	37.9	-43.28	0	39.58	54	-14.42	-	-	204	339	H
			* 15.85613	56.16	PK-U	40.6	-43.41	0	53.35	-	-	74	-20.65	101	167	H
			* 15.857668	44.37	ADR	40.6	-43.44	0	41.53	54	-12.47	-	-	101	167	H
			* 11.103017	56.24	PK-U	37.9	-43.28	0	50.86	-	-	74	-23.14	137	229	V
			* 11.102884	44.87	ADR	37.9	-43.27	0	39.5	54	-14.5	-	-	137	229	V
			* 15.843329	56.62	PK-U	40.6	-43.42	0	53.8	-	-	74	-20.2	53	350	V
			* 15.843774	44.86	ADR	40.6	-43.36	0	42.1	54	-11.9	-	-	53	350	V
	6685	6 + 5	* 2.790550	60.98	PK-U	27.7	-48.73	0	39.95	-	-	74	-34.05	327	124	H
			* 2.792562	49.56	ADR	27.7	-48.73	0	28.53	54	-25.47	-	-	327	124	H
			* 2.790698	60.3	PK-U	32.1	-48.2	0	44.2	-	-	74	-29.8	309	154	V
			* 2.789629	48.1	ADR	32.1	-48.3	0	31.9	54	-22.1	-	-	309	154	V
			* 11.055671	56.44	PK-U	37.9	-43.93	0	50.41	-	-	74	-23.59	278	252	H
			* 11.05382	45.47	ADR	37.9	-44.02	0	39.35	54	-14.65	-	-	278	252	H
			* 16.024255	56.29	PK-U	40.8	-43.6	0	53.49	-	-	74	-20.51	134	109	H
			* 16.024954	44.66	ADR	40.8	-43.61	0	41.85	54	-12.15	-	-	134	109	H
			* 11.059942	56.75	PK-U	37.9	-43.9	0	50.75	-	-	74	-23.25	250	273	V
			* 11.058666	45.14	ADR	37.9	-43.92	0	39.12	54	-14.88	-	-	250	273	V
			* 16.018143	55.66	PK-U	40.8	-43.47	0	52.99	-	-	74	-21.01	128	244	V
			* 16.018089	44.21	ADR	40.8	-43.47	0	41.54	54	-12.46	-	-	128	244	V
	6845	6 + 5	2.285362	49.6	ADR	31.8	-49.05	0	32.35	54	-21.65	-	-	336	145	H
			2.287037	61.63	PK-U	31.8	-48.96	0	44.47	-	-	74	-29.53	336	145	H
			3.041582	59.07	PK-U	32.7	-47.83	0	43.94	-	-	88.2	-44.26	254	326	V
			3.049541	47.66	ADR	32.8	-47.87	0	32.59	68.2	-21.65	-	-	254	326	V
			12.097136	55.83	PK-U	38.6	-43.55	0	50.88	-	-	74	-23.12	59	115	H
			12.102196	44.29	ADR	38.6	-43.54	0	39.35	54	-21.65	-	-	59	115	H
			12.109554	55.41	PK-U	38.6	-43.6	0	50.41	-	-	74	-23.59	204	313	V
			12.110851	44.02	ADR	38.6	-43.54	0	39.08	54	-21.65	-	-	204	313	V
			16.275048	56.2	PK-U	41	-43.41	0	53.79	-	-	88.2	-34.41	78	345	H
			16.283272	44.52	ADR	41	-43.47	0	42.05	68.2	-21.65	-	-	78	345	H
			16.402628	57.2	PK-U	41.2	-43.45	0	54.95	-	-	88.2	-33.25	2	337	V
			16.404666	45.36	ADR	41.2	-43.39	0	43.17	68.2	-21.65	-	-	2	337	V
11be (Partial RU Mode / Highest PSD)	6565 (106+26T-Index 82)	6 + 5	* 3.949186	58.11	PK-U	33.4	-46.92	0	44.59	-	-	74	-29.41	68	215	H
			* 3.950897	46.14	ADR	33.4	-46.9	0.19	32.83	54	-21.17	-	-	68	215	H
			* 3.949799	58.06	PK-U	33.4	-46.91	0	44.55	-	-	74	-29.45	130	192	V
			* 3.947895	46.1	ADR	33.4	-46.97	0.19	32.72	54	-21.28	-	-	130	192	V
			* 11.096859	57.04	PK-U	37.9	-43.41	0	51.53	-	-	74	-22.47	200	145	H
			* 11.095716	45.17	ADR	37.9	-43.49	0.19	39.77	54	-14.23	-	-	200	145	H
			* 16.107613	56.28	PK-U	40.9	-43.18	0	54	-	-	74	-20	332	324	H
			* 16.106177	44.61	ADR	40.9	-43.22	0.19	42.48	54	-11.52	-	-	332	324	H
			* 11.096071	56.54	PK-U	37.9	-43.47	0	50.97	-	-	74	-23.03	179	115	V
			* 11.099102	44.94	ADR	37.9	-43.28	0.19	39.75	54	-14.25	-	-	179	115	V
			* 16.107155	55.62	PK-U	40.9	-43.22	0	53.3	-	-	74	-20.7	212	228	V
			* 16.10432	44.23	ADR	40.9	-43.2	0.19	42.12	54	-11.88	-	-	212	228	V
	6685 (106+26T-Index 82)	6 + 5	* 2.223474	60.93	PK-U	31.6	-49	0	43.53	-	-	74	-30.47	17	327	H
			* 2.224815	49.56	ADR	31.6	-49	0.19	32.35	54	-21.65	-	-	17	327	H
			* 2.224676	60.9	PK-U	31.6	-49.01	0	43.49	-	-	74	-30.51	127	260	V
			* 2.22171	49.42	ADR	31.6	-48.99	0.19	32.22	54	-21.78	-	-	127	260	V
			* 9.44896	57.45	PK-U	36.2	-44.81	0	48.84	-	-	74	-25.16	151	271	H
			* 9.449933	45.87	ADR	36.3	-44.74	0.19	37.62	54	-16.38	-	-	151	271	H
			* 15.997164	56.6	PK-U	40.8	-43.45	0	53.95	-	-	74	-20.05	214	113	H
			* 15.998654	45.09	ADR	40.8	-43.43	0.19	42.65	54	-11.35	-	-	214	113	H
			* 9.452577	56.78	PK-U	36.3	-44.68	0	48.4	-	-	74	-25.6	193	198	V
			* 9.453393	45.74	ADR	36.3	-44.64	0.19	37.59	54	-16.41	-	-	193	198	V
			* 15.982628	56.74	PK-U	40.8	-43.45	0	54.09	-	-	74	-19.91	357	285	V
			* 15.982863	45.13	ADR	40.8	-43.43	0.19	42.69	54	-11.31	-	-	357	285	V
	6845 (106+26T-Index 85)	6 + 5	2.553566	60.93	PK-U	32.6	-48.94	0	44.59	-	-	88.2	-43.61	233	137	H
			2.560683	49.57	ADR	32.6	-48.63	0.19	33.73	68.2	-34.47	-	-	233	137	H
			2.55417	60.88	PK-U	32.6	-48.85	0	44.63	-	-	88.2	-43.57	127	260	V
			2.557446	49.44	ADR	32.6	-48.61	0.19	33.62	68.2	-34.58	-	-	127	260	V
			12.012157	55.92	PK-U	38.6	-43.76	0	50.76	-	-	74	-23.24	114	111	H
			12.015297	44.29	ADR	38.6	-43.72	0.19	39.36	54	-14.64	-	-	114	111	H
			12.154823	56.53	PK-U	38.6	-43.86	0	51.27	-	-	74	-22.73	321	101	V
			12.162448	44.77	ADR	38.6	-44.02	0.19	39.54	54	-14.46	-	-	321	101	V
			14.295124	45.27	ADR	39.3	-44.43	0.19	40.33	68.2	-27.87	-	-	15	258	H
			14.295172	56.81	PK-U	39.3	-44.42	0	51.69	-	-	88.2	-36.51	15	258	H
			14.468499	45.36	ADR	39.7	-43.29	0.19	41.96	68.2	-26.24	-	-	239	117	V
			14.478616	56.7	PK-U	39.7	-43.28	0	53.12	-	-	74	-20.88	239	117	V

* - indicates frequency in CFR47 Pt 15 / IC RSS-Restricted Band
Pk - Peak detector
RMS - RMS detection

UL VERIFICATION SERVICES
47173 Benicia Street, Fremont, CA 94538; USA TEL:(510) 319-4000 FAX:(510) 661-0888
This report shall not be reproduced except in full, without the written approval of UL VERIFICATION SERVICES

HARMONICS AND SPURIOUS EMISSIONS (LOW CHANNEL / 6565MHz)

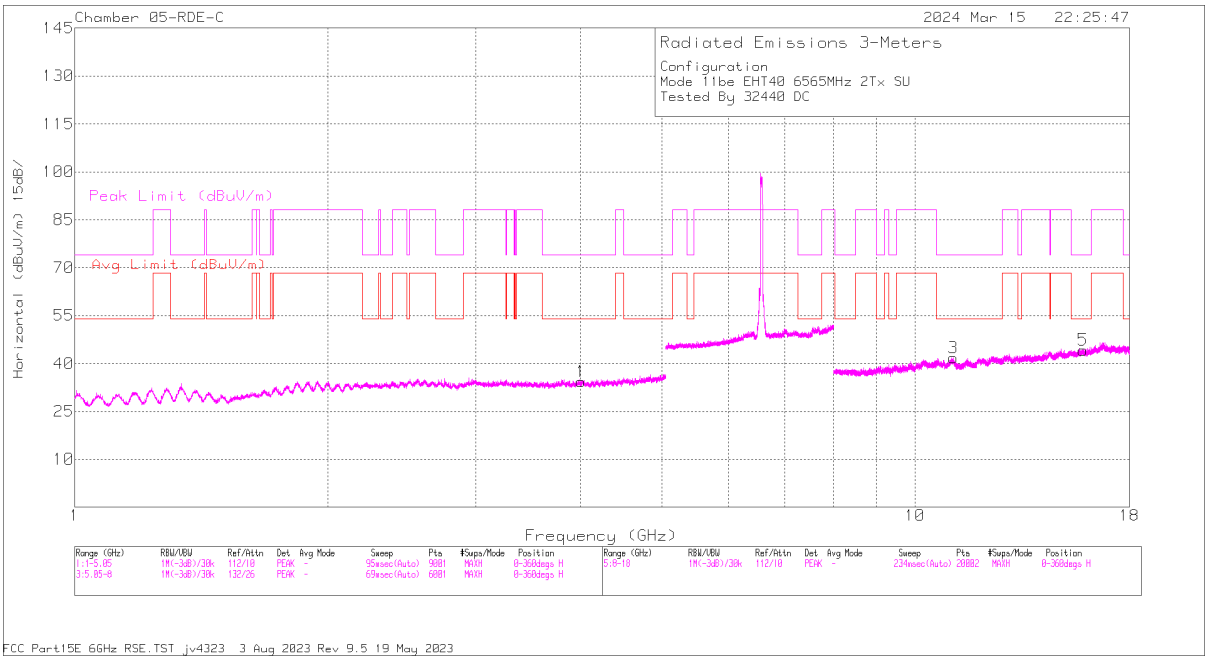

HORIZONTAL

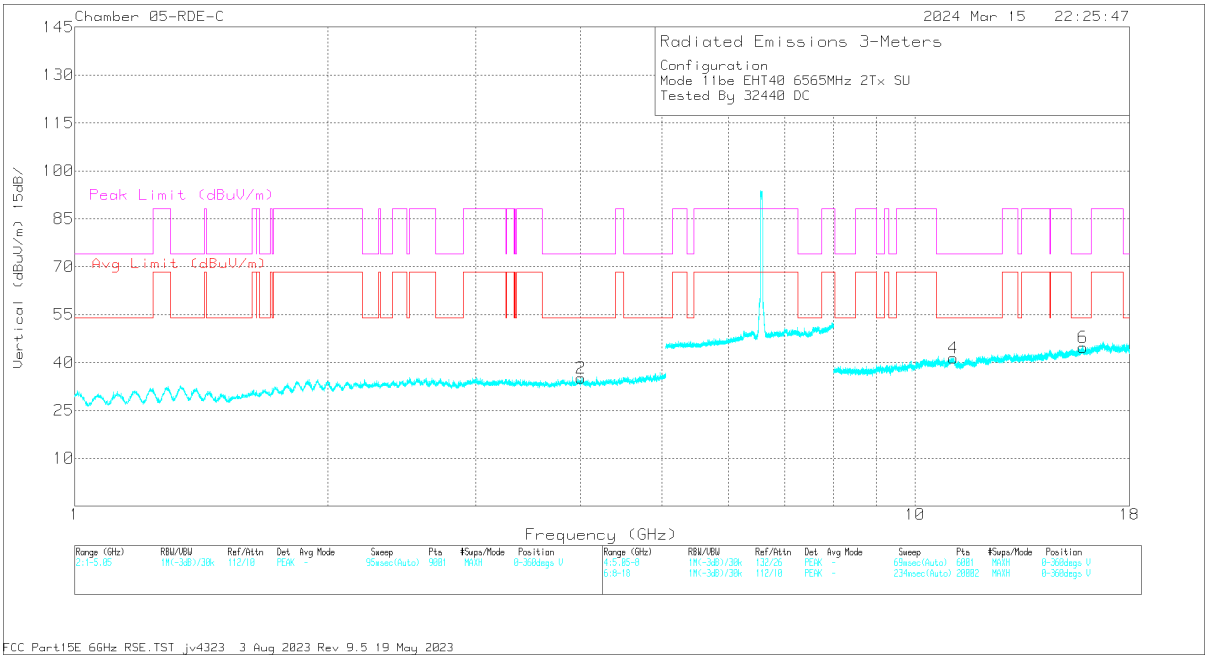

VERTICAL

UL VERIFICATION SERVICES
47173 Benicia Street, Fremont, CA 94538; USA TEL:(510) 319-4000 FAX:(510) 661-0888
This report shall not be reproduced except in full, without the written approval of UL VERIFICATION SERVICES

RADIATED EMISSIONS

Marker	Frequency (GHz)	Meter Reading (dBuV)	Det	81887 ACF 3m (dB/m)	DCCF (dB)	Gain/Loss (dB)	Corrected Reading (dBuV/m)	Avg Limit (dBuV/m)	Margin (dB)	Peak Limit (dBuV/m)	PK Margin (dB)	Azimuth (Degs)	Height (cm)	Polarity
1	* 4.00414	57.79	PK-U	33.4	0	-47.18	44.01	-	-	74	-29.99	341	113	H
1	* 4.006078	46.54	ADR	33.4	0	-47.13	32.81	54	-21.19	-	-	341	113	H
2	* 4.008557	58.39	PK-U	33.4	0	-47.17	44.62	-	-	74	-29.38	126	208	V
2	* 4.007638	46.63	ADR	33.4	0	-47.12	32.91	54	-21.09	-	-	126	208	V
3	* 11.100007	56.59	PK-U	37.9	0	-43.32	51.17	-	-	74	-22.83	204	339	H
3	* 11.098785	44.96	ADR	37.9	0	-43.28	39.58	54	-14.42	-	-	204	339	H
5	* 15.85613	56.16	PK-U	40.6	0	-43.41	53.35	-	-	74	-20.65	101	167	H
5	* 15.857668	44.37	ADR	40.6	0	-43.44	41.53	54	-12.47	-	-	101	167	H
4	* 11.103017	56.24	PK-U	37.9	0	-43.28	50.86	-	-	74	-23.14	137	229	V
4	* 11.102884	44.87	ADR	37.9	0	-43.27	39.5	54	-14.5	-	-	137	229	V
6	* 15.843329	56.62	PK-U	40.6	0	-43.42	53.8	-	-	74	-20.2	53	350	V
6	* 15.843774	44.86	ADR	40.6	0	-43.36	42.1	54	-11.9	-	-	53	350	V

* - indicates frequency in CFR47 Pt 15 / IC RSS-Restricted Band
PK-U - U-NII: Maximum Peak
ADR - U-NII AD primary method, RMS average

UL VERIFICATION SERVICES
47173 Benicia Street, Fremont, CA 94538; USA TEL:(510) 319-4000 FAX:(510) 661-0888
This report shall not be reproduced except in full, without the written approval of UL VERIFICATION SERVICES

80MHz

UNII-7 (MIMO CDD)	Channel Frequency (MHz)	Ant. #	Frequency (GHz)	Meter Reading (dBuV)	Det	AF (dB/m)	Amp/Cbl/ Fltr/Pad (dB)	DCCF (dB)	Correct Reading (dBuV/m)	Avg Limit (dBuV/m)	Avg Margin (dB)	Pk Limit (dBuV/m)	Pk Margin (dB)	Azimuth (Degs)	Height (cm)	Polarity
11be (SU Mode / Highest Power)	6545 (Straddle)	6 + 5	* 2.805889	59.22	PK-U	32.4	-48	0	43.62	-	-	74	-30.38	52	114	H
			* 2.805773	47.91	ADR	32.4	-48	0.14	32.45	54	-21.55	-	-	52	114	H
			* 2.80324	59.67	PK-U	32.4	-48.08	0	43.99	-	-	74	-30.01	200	291	V
			* 2.803968	47.86	ADR	32.4	-48	0.14	32.4	54	-21.6	-	-	200	291	V
			* 9.427825	55.52	PK-U	36.4	-44.2	0	47.72	-	-	74	-26.28	292	166	H
			* 9.427538	43.74	ADR	36.4	-44.2	0.14	36.08	54	-17.92	-	-	292	166	H
			* 12.291705	54.04	PK-U	38.9	-42.37	0	50.57	-	-	74	-23.43	71	311	H
			* 12.290313	42.26	ADR	38.9	-42.3	0.14	39	54	-15	-	-	71	311	H
			* 9.433471	54.88	PK-U	36.4	-44.5	0	46.78	-	-	74	-27.22	348	144	V
			* 9.432387	43.72	ADR	36.4	-44.5	0.14	35.76	54	-18.24	-	-	348	144	V
			* 12.294625	54.05	PK-U	38.9	-42.36	0	50.59	-	-	74	-23.41	25	392	V
			* 12.297057	42.3	ADR	38.9	-42.4	0.14	38.94	54	-15.06	-	-	25	392	V
	6705	6 + 5	* 11.05851	54.43	PK-U	37.9	-43.1	0	49.23	-	-	74	-24.77	119	155	V
			* 11.058582	42.24	ADR	37.9	-43.1	0.14	37.18	54	-16.82	-	-	119	155	V
			* 13.37664	53.86	PK-U	39.1	-42.1	0	50.86	-	-	74	-23.14	206	286	V
			* 13.375245	42.61	ADR	39.1	-42.18	0.14	39.67	54	-14.33	-	-	206	286	V
			1.889718	50.22	ADR	30.8	-49.3	0	31.72	68.2	-36.48	-	-	2	258	V
			1.890858	61.53	PK-U	30.8	-49.3	0.14	43.17	-	-	88.2	-45.17	2	258	V
			1.943475	62.38	PK-U	31	-49	0	44.38	-	-	88.2	-43.82	215	390	H
			1.944424	50.44	ADR	31	-49	0.14	32.58	68.2	-35.62	-	-	215	390	H
			10.581926	55.27	PK-U	37.8	-44.6	0	48.47	-	-	88.2	-39.73	188	314	H
			10.58282	43.85	ADR	37.8	-44.6	0.14	37.19	68.2	-31.01	-	-	188	314	H
			13.765728	53.97	PK-U	39	-42.03	0	50.94	-	-	88.2	-37.26	125	175	H
			13.767962	42.24	ADR	39	-42.1	0.14	39.28	68.2	-28.92	-	-	125	175	H
	6865 (Straddle)	6 + 5	* 15.543997	52.67	PK-U	40.5	-40.8	0	52.37	-	-	74	-21.63	344	220	H
			* 15.544054	41.25	ADR	40.5	-40.8	0.14	41.09	54	-12.91	-	-	344	220	H
			* 11.184075	54.81	PK-U	38	-42.9	0	49.91	-	-	74	-24.09	8	331	V
			* 11.184461	42.39	ADR	38	-42.9	0.14	37.63	54	-16.37	-	-	8	331	V
			1.891711	63.03	PK-U	30.8	-49.3	0	44.53	-	-	88.2	-43.67	26	216	H
			1.892538	50.5	ADR	30.8	-49.3	0.14	32.14	68.2	-36.06	-	-	26	216	H
			1.941409	62.43	PK-U	31	-49	0	44.43	-	-	88.2	-43.77	344	180	V
			1.941779	50.74	ADR	31	-49	0.14	32.88	68.2	-35.32	-	-	344	180	V
			10.463815	44.09	ADR	37.9	-44.72	0.14	37.41	68.2	-30.79	-	-	103	306	H
			10.463871	55.71	PK-U	37.9	-44.71	0	48.9	-	-	88.2	-39.3	103	306	H
			16.307603	51.74	PK-U	40.7	-39.9	0	52.54	-	-	88.2	-35.66	318	305	V
			16.307815	40.38	ADR	40.7	-39.9	0.14	41.32	68.2	-26.88	-	-	318	305	V
11be (Partial RU Mode / Highest PSD)	6545 (Straddle) (52T-Index 37)	6 + 5	* 2.794724	59.68	PK-U	32.4	-48.1	0	43.98	-	-	74	-30.02	38	236	H
			* 2.796655	47.95	ADR	32.4	-48.1	0.12	32.37	54	-21.63	-	-	38	236	H
			* 2.796824	59.31	PK-U	32.4	-48.1	0	43.61	-	-	74	-30.39	145	114	V
			* 2.798319	48	ADR	32.4	-48.1	0.12	32.42	54	-21.58	-	-	145	114	V
			* 9.493497	55.65	PK-U	36.5	-44.8	0	47.35	-	-	74	-26.65	334	355	H
			* 9.494469	44.06	ADR	36.5	-44.8	0.12	35.88	54	-18.12	-	-	334	355	H
			* 12.360014	53.74	PK-U	38.9	-42.2	0	50.44	-	-	74	-23.56	274	263	H
			* 12.358918	42.31	ADR	38.9	-42.11	0.12	39.22	54	-14.78	-	-	274	263	H
			* 9.477542	55.25	PK-U	36.5	-44.4	0	47.35	-	-	74	-26.65	190	330	V
			* 9.47836	43.64	ADR	36.5	-44.4	0.12	35.86	54	-18.14	-	-	190	330	V
			* 12.347752	53.42	PK-U	38.9	-41.9	0	50.42	-	-	74	-23.58	181	275	V
			* 12.347939	42.26	ADR	38.9	-41.9	0.12	39.38	54	-14.62	-	-	181	275	V
	6705 (52T-Index 37)	6 + 5	* 11.292747	53.77	PK-U	38	-42.5	0	49.27	-	-	74	-24.73	360	205	H
			* 11.29242	42.29	ADR	38	-42.5	0.12	37.91	54	-16.09	-	-	360	205	H
			* 10.601325	55.1	PK-U	37.8	-44.1	0	48.8	-	-	74	-25.2	34	384	V
			* 10.601131	43.7	ADR	37.8	-44.1	0.12	37.52	54	-16.48	-	-	34	384	V
			1.940125	62.15	PK-U	31	-49	0	44.15	-	-	88.2	-44.05	23	294	V
			1.94086	50.63	ADR	31	-49	0.12	32.75	68.2	-35.45	-	-	23	294	V
			2.135066	62.21	PK-U	31.7	-49.2	0	44.71	-	-	88.2	-43.49	316	220	H
			2.135913	50.07	ADR	31.7	-49.2	0.12	32.69	68.2	-35.51	-	-	316	220	H
			12.796396	54.13	PK-U	39.1	-41.64	0	51.59	-	-	88.2	-36.61	150	389	V
			12.796672	42.22	ADR	39.1	-41.67	0.12	39.77	68.2	-28.43	-	-	150	389	V
			13.072446	53.4	PK-U	39	-42.04	0	50.36	-	-	88.2	-37.84	257	266	H
			13.073951	41.97	ADR	39	-42.2	0.12	38.89	68.2	-29.31	-	-	257	266	H
	6865 (Straddle) (52T-Index 52)	6 + 5	* 11.454384	54.12	PK-U	38.2	-42.6	0	49.72	-	-	74	-24.28	334	238	H
			* 11.452577	42.17	ADR	38.2	-42.7	0.12	37.79	54	-16.21	-	-	334	238	H
			1.899874	50.33	ADR	30.9	-49.3	0.12	32.05	68.2	-36.15	-	-	149	356	V
			1.901643	61.78	PK-U	30.9	-49.3	0	43.38	-	-	88.2	-44.82	149	356	V
			2.141326	49.94	ADR	31.7	-49.17	0.12	32.59	68.2	-35.61	-	-	45	372	H
			2.142342	61.68	PK-U	31.7	-49.1	0	44.28	-	-	88.2	-43.92	45	372	H
			10.350618	44.49	ADR	37.8	-45.1	0.12	37.31	68.2	-30.89	-	-	241	278	V
			10.351058	55.96	PK-U	37.8	-45.1	0	48.66	-	-	88.2	-39.54	241	278	V
			15.0912	53.35	PK-U	40.1	-41.38	0	52.07	-	-	88.2	-36.13	297	239	V
			15.092137	41.79	ADR	40.1	-41.3	0.12	40.71	68.2	-27.49	-	-	297	239	V
			15.122261	41.68	ADR	40.1	-41.1	0.12	40.8	68.2	-27.4	-	-	49	257	H
			15.122557	52.91	PK-U	40.1	-41.1	0	51.91	-	-	88.2	-36.29	49	257	H

* - indicates frequency in CFR47 Pt 15 / IC RSS-Restricted Band
Pk - Peak detector
RMS - RMS detection

UL VERIFICATION SERVICES
47173 Benicia Street, Fremont, CA 94538; USA TEL:(510) 319-4000 FAX:(510) 661-0888
This report shall not be reproduced except in full, without the written approval of UL VERIFICATION SERVICES

HARMONICS AND SPURIOUS EMISSIONS (STRADDLE CHANNEL / 6545MHz)

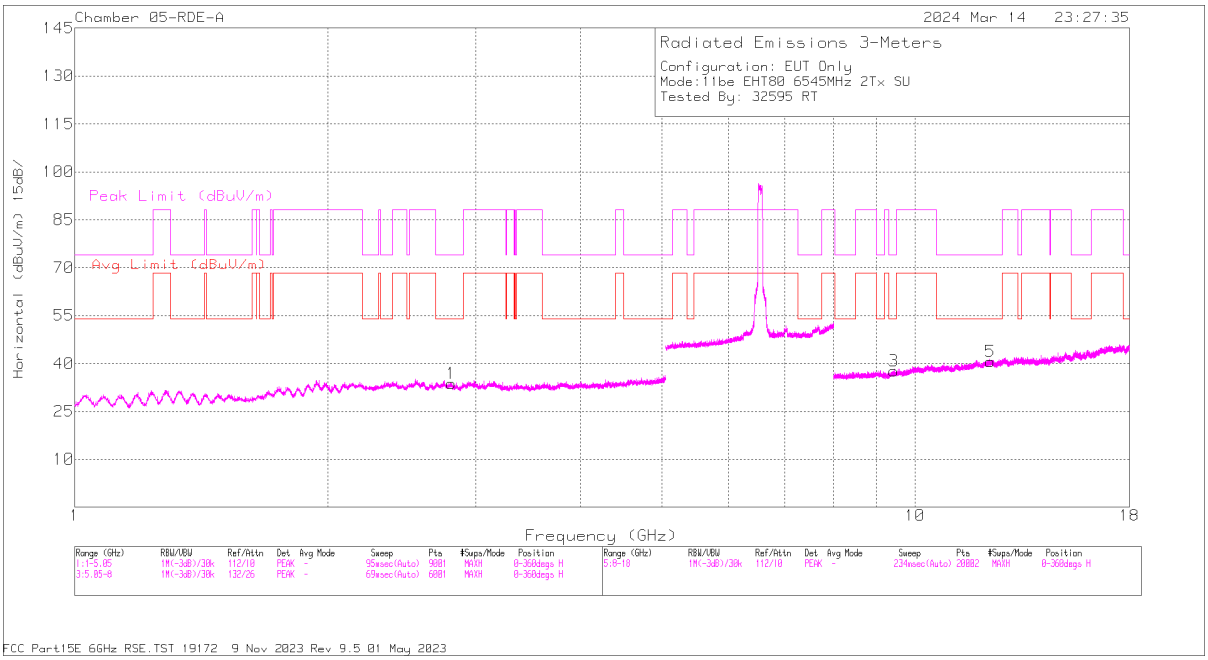

HORIZONTAL

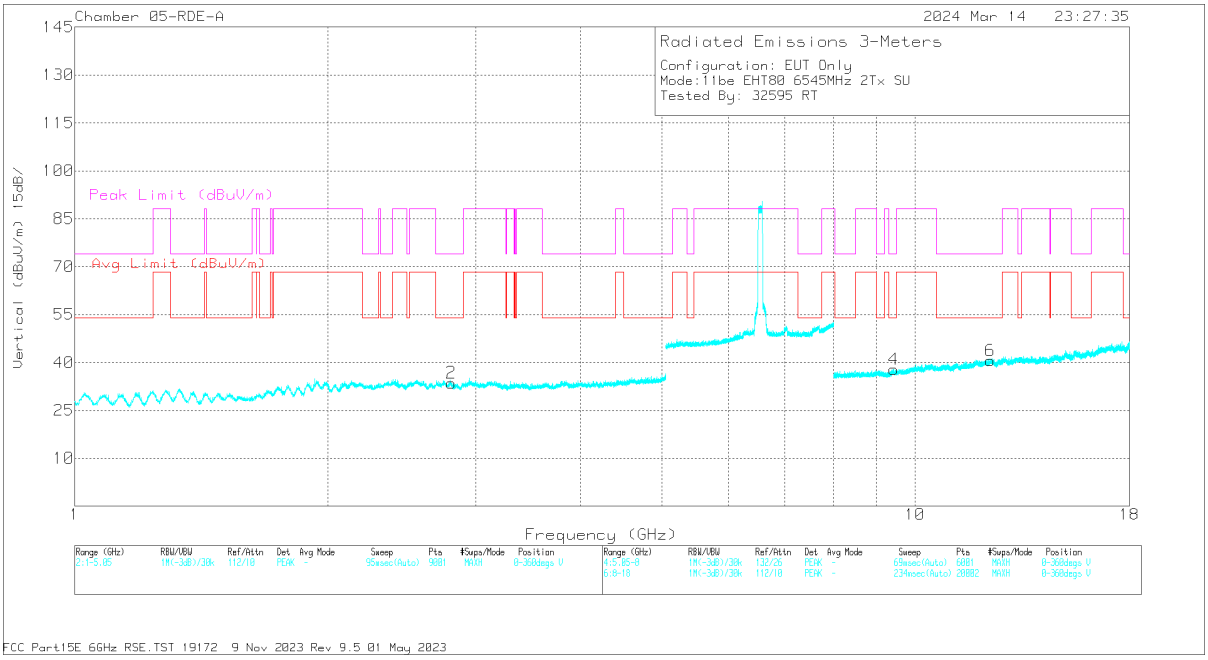

VERTICAL

UL VERIFICATION SERVICES
47173 Benicia Street, Fremont, CA 94538; USA TEL:(510) 319-4000 FAX:(510) 661-0888
This report shall not be reproduced except in full, without the written approval of UL VERIFICATION SERVICES

RADIATED EMISSIONS

Marker	Frequency (GHz)	Meter Reading (dBuV)	Det	80403 ACF 3m (dB/m)	DCCF (dB)	Gain/Loss (dB)	Corrected Reading (dBuV/m)	Avg Limit (dBuV/m)	Margin (dB)	Peak Limit (dBuV/m)	PK Margin (dB)	Azimuth (Degs)	Height (cm)	Polarity
1	* 2.805889	59.22	PK-U	32.4	0	-48	43.62	-	-	74	-30.38	52	114	H
1	* 2.805773	47.91	ADR	32.4	0	-48	32.31	54	-21.69	-	-	52	114	H
2	* 2.80324	59.67	PK-U	32.4	0	-48.08	43.99	-	-	74	-30.01	200	291	V
2	* 2.803968	47.86	ADR	32.4	0	-48	32.26	54	-21.74	-	-	200	291	V
3	* 9.427825	55.52	PK-U	36.4	0	-44.2	47.72	-	-	74	-26.28	292	166	H
3	* 9.427538	43.74	ADR	36.4	0	-44.2	35.94	54	-18.06	-	-	292	166	H
5	* 12.291705	54.04	PK-U	38.9	0	-42.37	50.57	-	-	74	-23.43	71	311	H
5	* 12.290313	42.26	ADR	38.9	0	-42.3	38.86	54	-15.14	-	-	71	311	H
4	* 9.433471	54.88	PK-U	36.4	0	-44.5	46.78	-	-	74	-27.22	348	144	V
4	* 9.432387	43.72	ADR	36.4	0	-44.5	35.62	54	-18.38	-	-	348	144	V
6	* 12.294625	54.05	PK-U	38.9	0	-42.36	50.59	-	-	74	-23.41	25	392	V
6	* 12.297057	42.3	ADR	38.9	0	-42.4	38.8	54	-15.2	-	-	25	392	V

* - indicates frequency in CFR47 Pt 15 / IC RSS-Restricted Band
PK-U - U-NII: Maximum Peak
ADR - U-NII AD primary method, RMS average

UL VERIFICATION SERVICES
47173 Benicia Street, Fremont, CA 94538; USA TEL:(510) 319-4000 FAX:(510) 661-0888
This report shall not be reproduced except in full, without the written approval of UL VERIFICATION SERVICES

160MHz

UNII-7 (MIMO CDD)	Channel Frequency (MHz)	Ant. #	Frequency (GHz)	Meter Reading (dBuV)	Det	AF (dB/m)	Amp/Cbl/ Fltr/Pad (dB)	DCCF (dB)	Correct Reading (dBuV/m)	Avg Limit (dBuV/m)	Avg Margin (dB)	Pk Limit (dBuV/m)	Pk Margin (dB)	Azimuth (Degs)	Height (cm)	Polarity
11be (SU Mode / Highest Power)	6665	6 + 5	2.247357	58.5	PK-U	31.2	-47.1	0	42.6	-	-	74	-31.4	182	185	H
			2.249663	46.6	ADR	31.2	-47	0.25	31.05	54	-22.95	-	-	182	185	H
			2.249686	58.05	PK-U	31.2	-47	0	42.25	-	-	74	-31.75	293	347	V
			2.249905	46.61	ADR	31.2	-47	0.25	31.06	54	-22.94	-	-	293	347	V
			9.094206	54.99	PK-U	36	-42.9	0	48.09	-	-	74	-25.91	164	301	H
			9.095561	54.78	PK-U	36	-42.9	0	47.88	-	-	74	-26.12	164	301	V
			9.096765	43.32	ADR	36	-42.9	0.25	36.67	54	-17.33	-	-	112	169	V
			9.097135	43.46	ADR	36	-42.91	0.25	36.8	54	-17.2	-	-	112	169	H
			12.319252	41.8	ADR	38.8	-41	0.25	39.85	54	-14.15	-	-	195	394	H
			12.320974	53.48	PK-U	38.8	-41	0	51.28	-	-	74	-22.72	195	394	H
			12.328567	41.6	ADR	38.8	-40.8	0.25	39.85	54	-14.15	-	-	16	362	V
			12.328841	53.48	PK-U	38.8	-40.8	0	51.48	-	-	74	-22.52	16	362	V
	6825 (Straddle)	6 + 5	2.760939	46.83	ADR	32.1	-47.5	0.25	31.68	54	-22.32	-	-	93	378	V
			2.761252	58.88	PK-U	32.1	-47.5	0	43.48	-	-	74	-30.52	93	378	V
			2.761391	46.85	ADR	32.1	-47.5	0.25	31.7	54	-22.3	-	-	318	392	H
			2.764496	58.47	PK-U	32.1	-47.5	0	43.07	-	-	74	-30.93	318	392	H
			9.388983	42.83	ADR	36.3	-42.4	0.25	36.98	54	-17.02	-	-	163	390	H
			9.390684	54.45	PK-U	36.3	-42.57	0	48.18	-	-	74	-25.82	163	390	H
			9.397961	42.65	ADR	36.3	-42.3	0.25	36.9	54	-17.1	-	-	347	270	V
			9.399126	54.32	PK-U	36.3	-42.39	0	48.23	-	-	74	-25.77	347	270	V
			11.899	41.26	ADR	38.5	-41.5	0.25	38.51	54	-15.49	-	-	270	115	H
			11.899425	53.09	PK-U	38.5	-41.46	0	50.13	-	-	74	-23.87	270	115	H
			11.909849	53.05	PK-U	38.5	-41.28	0	50.27	-	-	74	-23.73	238	152	V
			11.910865	41.6	ADR	38.5	-41.21	0.25	39.14	54	-14.86	-	-	238	152	V
11be (Partial RU Mode / Highest PSD)	6665 (484T-65)	6 + 5	* 12.317062	53.2	PK-U	38.9	-42.4	0	49.7	-	-	74	-24.3	132	126	H
			* 12.314599	42.09	ADR	38.9	-42.34	0	38.65	54	-15.35	-	-	132	126	H
			* 11.887766	53.68	PK-U	38.7	-42.3	0	50.08	-	-	74	-23.92	104	228	V
			* 11.887624	42.1	ADR	38.7	-42.3	0	38.5	54	-15.5	-	-	104	228	V
			* 16.056593	51.92	PK-U	40.7	-40.16	0	52.46	-	-	74	-21.54	101	281	V
			* 16.05584	40.49	ADR	40.7	-40.1	0	41.09	54	-12.91	-	-	101	281	V
			1.93768	50.59	ADR	31	-49	0	32.59	68.2	-35.61	-	-	317	112	V
			1.938452	62.36	PK-U	31	-49	0	44.36	-	-	88.2	-43.84	317	112	V
			1.940003	62.02	PK-U	31	-49	0	44.02	-	-	88.2	-44.18	346	237	H
			1.940594	50.56	ADR	31	-49	0	32.56	68.2	-35.64	-	-	346	237	H
			16.644842	40.53	ADR	41.6	-39.5	0	42.63	68.2	-25.57	-	-	185	312	H
			16.645194	52.25	PK-U	41.6	-39.5	0	54.35	-	-	88.2	-33.85	185	312	H
	6825 (Straddle) (484T-S66)	6 + 5	2.848955	46.71	ADR	32.2	-47.2	0	31.71	54	-22.29	-	-	186	313	H
			2.849508	58.53	PK-U	32.2	-47.15	0	43.58	-	-	74	-30.42	186	313	H
			2.851735	46.93	ADR	32.2	-47.2	0	31.93	54	-22.07	-	-	176	369	V
			2.852119	59.16	PK-U	32.2	-47.2	0	44.16	-	-	74	-29.84	176	369	V
			11.039523	42.05	ADR	37.7	-41.05	0	38.7	54	-15.3	-	-	138	315	V
			11.041686	53.34	PK-U	37.7	-41.07	0	49.97	-	-	74	-24.03	138	315	V
			11.055	41.87	ADR	37.7	-41.3	0	38.27	54	-15.73	-	-	218	340	H
			11.055197	53.22	PK-U	37.7	-41.3	0	49.62	-	-	74	-24.38	218	340	H
			15.926823	43.45	ADR	40.6	-42.7	0	41.35	54	-12.65	-	-	165	114	H
			15.92835	54.86	PK-U	40.6	-42.8	0	52.66	-	-	74	-21.34	165	114	H
			15.931503	43.68	ADR	40.6	-42.75	0	41.53	54	-12.47	-	-	103	118	V
			15.932716	55.84	PK-U	40.6	-42.7	0	53.74	-	-	74	-20.26	103	118	V

* - indicates frequency in CFR47 Pt 15 / IC RSS-Restricted Band
Pk - Peak detector
RMS - RMS detection

UL VERIFICATION SERVICES
47173 Benicia Street, Fremont, CA 94538; USA TEL:(510) 319-4000 FAX:(510) 661-0888
This report shall not be reproduced except in full, without the written approval of UL VERIFICATION SERVICES

HARMONICS AND SPURIOUS EMISSIONS (LOW CHANNEL / 6665MHz)

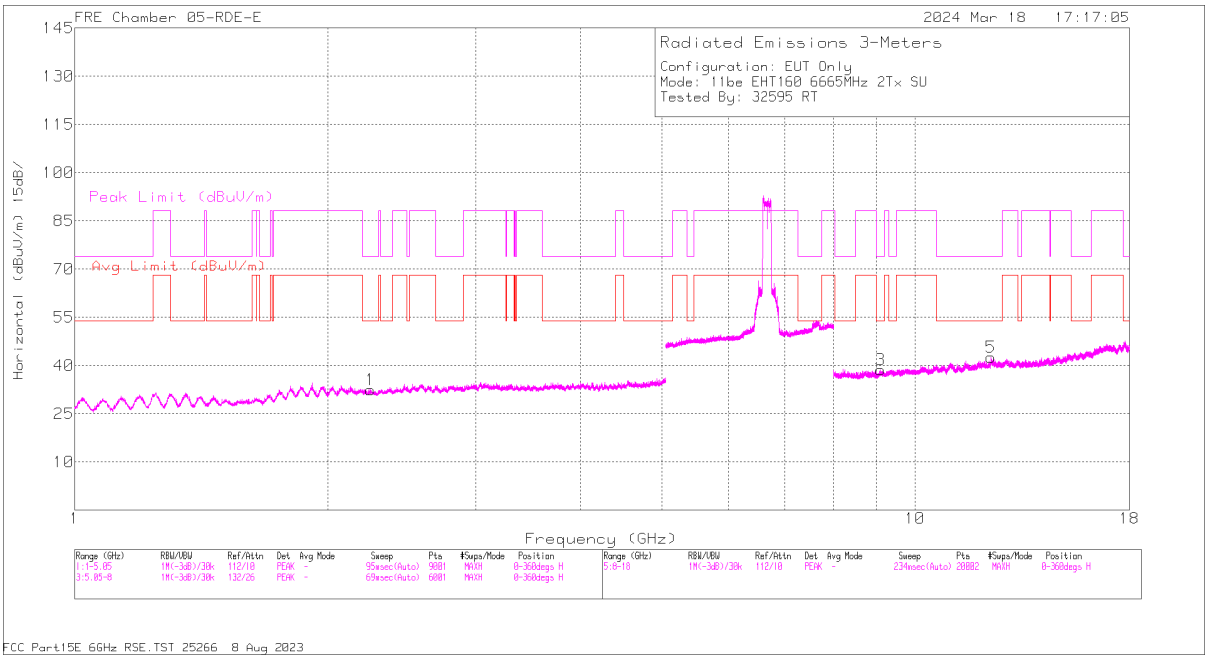

HORIZONTAL

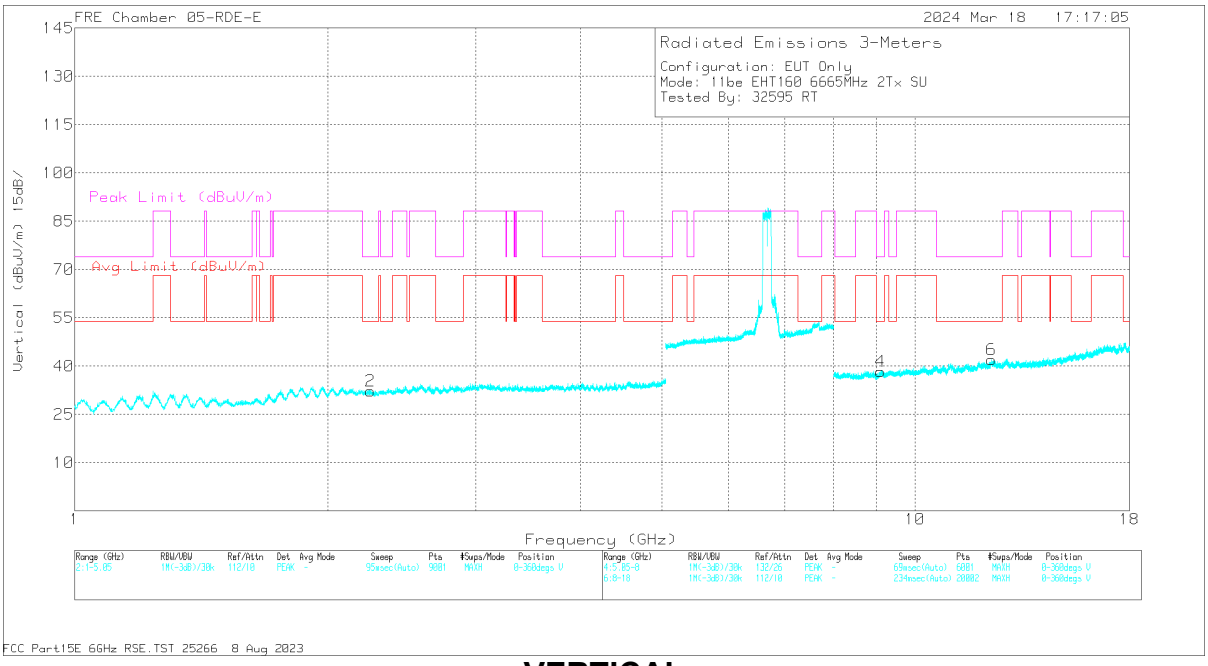

VERTICAL

UL VERIFICATION SERVICES
47173 Benicia Street, Fremont, CA 94538; USA TEL:(510) 319-4000 FAX:(510) 661-0888
This report shall not be reproduced except in full, without the written approval of UL VERIFICATION SERVICES

RADIATED EMISSIONS

Marker	Frequency (GHz)	Meter Reading (dBuV)	Det	222740 ACF (dB/m) 3m	Gain/Loss (dB)	DCCF (dB)	Corrected Reading (dBuV/m)	Avg Limit (dBuV/m)	Margin (dB)	Peak Limit (dBuV/m)	PK Margin (dB)	Azimuth (Degs)	Height (cm)	Polarity
1	2.247357	58.5	PK-U	31.2	-47.1	0	42.6	-	-	74	-31.4	182	185	H
1	2.249663	46.6	ADR	31.2	-47	0.25	31.05	54	-22.95	-	-	182	185	H
2	2.249686	58.05	PK-U	31.2	-47	0	42.25	-	-	74	-31.75	293	347	V
2	2.249905	46.61	ADR	31.2	-47	0.25	31.06	54	-22.94	-	-	293	347	V
4	9.094206	54.99	PK-U	36	-42.9	0	48.09	-	-	74	-25.91	164	301	H
4	9.095561	54.78	PK-U	36	-42.9	0	47.88	-	-	74	-26.12	164	301	V
3	9.096765	43.32	ADR	36	-42.9	0.25	36.67	54	-17.33	-	-	112	169	V
3	9.097135	43.46	ADR	36	-42.91	0.25	36.8	54	-17.2	-	-	112	169	H
5	12.319252	41.8	ADR	38.8	-41	0.25	39.85	54	-14.15	-	-	195	394	H
5	12.320974	53.48	PK-U	38.8	-41	0	51.28	-	-	74	-22.72	195	394	H
6	12.328567	41.6	ADR	38.8	-40.8	0.25	39.85	54	-14.15	-	-	16	362	V
6	12.328841	53.48	PK-U	38.8	-40.8	0	51.48	-	-	74	-22.52	16	362	V

PK-U - U-NII: Maximum Peak
ADR - U-NII AD primary method, RMS average

UL VERIFICATION SERVICES
47173 Benicia Street, Fremont, CA 94538; USA TEL:(510) 319-4000 FAX:(510) 661-0888
This report shall not be reproduced except in full, without the written approval of UL VERIFICATION SERVICES

1.1.8. 802.11be SISO SU MODE IN UNII-8 BAND – BANDEDGE

UNII-8 (SISO)	Channel Frequency (MHz)	Ant. #	Frequency (GHz)	Meter Reading (dBuV)	Det	AF (dB/m)	Conversion Factor (dB)	DCCF (dB)	Gain/Loss (dB)	Correct Reading EIRP (dBm)	Avg Limit (dBm)	Avg Margin (dB)	Pk Limit (dBm)	Pk Margin (dB)	Azimuth (Degs)	Height (cm)	Polarity
EHT20 (SU Mode)	7095	6	* 7.498635	-47.85	Pk	35.7	11.8	0	-35.87	-36.22	-	-	-21.2	-15.02	100	241	H
			* 7.256668	-60.67	RMS	35.6	11.8	0.63	-35.34	-47.98	-41.2	-6.78	-	-	100	241	H
			7.125	-34.35	Pk	35.7	11.8	0	-35.08	-21.93	-	-	-7	-14.93	100	241	H
			7.125	-54.38	RMS	35.7	11.8	0.63	-35.08	-41.33	-27	-14.33	-	-	100	241	H
			* 7.387879	-60.39	RMS	35.6	11.8	0.63	-35.65	-48.01	-41.2	-6.81	-	-	130	122	V
			7.125	-35.96	Pk	35.7	11.8	0	-35.08	-23.54	-	-	-7	-16.54	130	122	V
			7.125	-53.99	RMS	35.7	11.8	0.63	-35.08	-40.94	-27	-13.94	-	-	130	122	V
			7.127479	-33.68	Pk	35.7	11.8	0	-35.1	-21.28	-	-	-7	-14.28	130	122	V
		5	* 7.386557	-46.79	Pk	35.8	11.8	0	-38.74	-37.93	-	-	-21.2	-16.73	90	222	H
			* 7.338413	-58.96	RMS	35.8	11.8	0.63	-38.6	-49.33	-41.2	-8.13	-	-	90	222	H
			7.125	-39.1	Pk	35.8	11.8	0	-38.4	-29.9	-	-	-7	-22.9	90	222	H
			7.125	-56.68	RMS	35.8	11.8	0.63	-38.4	-46.85	-27	-19.85	-	-	90	222	H
			* 7.36649	-47.1	Pk	35.8	11.8	0	-38.7	-38.2	-	-	-21.2	-17	141	103	V
			* 7.297579	-59.37	RMS	35.8	11.8	0.63	-38.5	-49.64	-41.2	-8.44	-	-	141	103	V
			7.125	-40.58	Pk	35.8	11.8	0	-38.4	-31.38	-	-	-7	-24.38	141	103	V
			7.125	-57.47	RMS	35.8	11.8	0.63	-38.4	-47.64	-27	-20.64	-	-	141	103	V
EHT20 (SU Mode)	7115	6	7.125	-32.17	Pk	35.7	11.8	0	-35.08	-19.75	-	-	-7	-12.75	188	234	H
			7.125	-44.07	RMS	35.7	11.8	0.63	-35.08	-31.02	-27	-4.02	-	-	188	234	H
			7.125068	-33.77	Pk	35.7	11.8	0	-35.08	-21.35	-	-	-7	-14.35	188	234	H
			7.125068	-45.53	RMS	35.7	11.8	0.63	-35.08	-32.48	-27	-5.48	-	-	188	234	H
			7.125	-32.34	Pk	35.7	11.8	0	-35.08	-19.92	-	-	-7	-12.92	222	131	V
			7.125	-43.1	RMS	35.7	11.8	0.63	-35.08	-30.05	-27	-3.05	-	-	222	131	V
			7.125068	-33.12	Pk	35.7	11.8	0	-35.08	-20.7	-	-	-7	-13.7	222	131	V
			7.125068	-44.4	RMS	35.7	11.8	0.63	-35.08	-31.35	-27	-4.35	-	-	222	131	V
		5	7.125	-30.21	Pk	35.7	11.8	0	-37.49	-20.2	-	-	-7	-13.2	322	126	H
			7.125	-40.88	RMS	35.7	11.8	0.63	-37.49	-30.24	-27	-3.24	-	-	322	126	H
			7.125068	-30.2	Pk	35.7	11.8	0	-37.49	-20.19	-	-	-7	-13.19	322	126	H
			7.125068	-42.49	RMS	35.7	11.8	0.63	-37.49	-31.85	-27	-4.85	-	-	322	126	H
			7.125	-31.89	Pk	35.7	11.8	0	-37.49	-21.88	-	-	-7	-14.88	331	120	V
			7.125	-43.65	RMS	35.7	11.8	0.63	-37.49	-33.01	-27	-6.01	-	-	331	120	V
			7.125068	-45.22	RMS	35.7	11.8	0.63	-37.49	-34.58	-27	-7.58	-	-	331	120	V
			7.125223	-33.45	Pk	35.7	11.8	0	-37.5	-23.45	-	-	-7	-16.45	331	120	V
EHT40 (SU Mode)	7085	6	* 7.371702	-60.17	RMS	35.6	11.8	0.83	-35.64	-47.58	-41.2	-6.38	-	-	269	200	H
			7.125	-35.51	Pk	35.7	11.8	0	-35.08	-23.09	-	-	-7	-16.09	269	200	H
			7.125	-49.58	RMS	35.7	11.8	0.83	-35.08	-36.33	-27	-9.33	-	-	269	200	H
			7.126001	-34.02	Pk	35.7	11.8	0	-35.1	-21.62	-	-	-7	-14.62	269	200	H
			7.125	-28.52	Pk	35.7	11.8	0	-35.08	-16.1	-	-	-7	-9.1	237	120	V
			7.125	-43.99	RMS	35.7	11.8	0.83	-35.08	-30.74	-27	-3.74	-	-	237	120	V
			7.125223	-25.97	Pk	35.7	11.8	0	-35.08	-13.55	-	-	-7	-6.55	237	120	V
			7.125223	-43.71	RMS	35.7	11.8	0.83	-35.08	-30.46	-27	-3.46	-	-	237	120	V
		5	7.125	-30.47	Pk	35.7	11.8	0	-35.08	-18.05	-	-	-7	-11.05	296	235	H
			7.125	-44.87	RMS	35.7	11.8	0.83	-35.08	-31.62	-27	-4.62	-	-	296	235	H
			7.125456	-44.94	RMS	35.7	11.8	0.83	-35.09	-31.7	-27	-4.7	-	-	296	235	H
			7.125534	-28.92	Pk	35.7	11.8	0	-35.09	-16.51	-	-	-7	-9.51	296	235	H
			* 7.329935	-60.41	RMS	35.6	11.8	0.83	-35.62	-47.8	-41.2	-6.6	-	-	317	248	V
			7.125	-35.28	Pk	35.7	11.8	0	-35.08	-22.86	-	-	-7	-15.86	317	248	V
			7.125	-48.92	RMS	35.7	11.8	0.83	-35.08	-35.67	-27	-8.67	-	-	317	248	V
			7.125145	-33.48	Pk	35.7	11.8	0	-35.08	-21.06	-	-	-7	-14.06	317	248	V
EHT80 (SU Mode)	7025	6	* 7.265768	-60.46	RMS	35.6	11.8	1.21	-35.51	-47.36	-41.2	-6.16	-	-	187	246	H
			7.125	-35.42	Pk	35.7	11.8	0	-35.08	-23	-	-	-7	-16	187	246	H
			7.125	-50.37	RMS	35.7	11.8	1.21	-35.08	-36.74	-27	-9.74	-	-	187	246	H
			7.125379	-34.43	Pk	35.7	11.8	0	-35.09	-22.02	-	-	-7	-15.02	187	246	H
			* 7.296335	-48.63	Pk	35.6	11.8	0	-35.44	-36.67	-	-	-21.2	-15.47	215	258	V
			* 7.327057	-60.48	RMS	35.6	11.8	1.21	-35.62	-47.49	-41.2	-6.29	-	-	215	258	V
			7.125	-37.08	Pk	35.7	11.8	0	-35.08	-24.66	-	-	-7	-17.66	215	258	V
			7.125	-50.37	RMS	35.7	11.8	1.21	-35.08	-36.74	-27	-9.74	-	-	215	258	V
		5	* 7.260401	-48.36	Pk	35.6	11.8	0	-35.41	-36.37	-	-	-21.2	-15.17	172	272	H
			* 7.360735	-60.18	RMS	35.6	11.8	1.21	-35.76	-47.33	-41.2	-6.13	-	-	172	272	H
			7.125	-44.24	Pk	35.7	11.8	0	-35.08	-31.82	-	-	-7	-24.82	172	272	H
			7.125	-58.14	RMS	35.7	11.8	1.21	-35.08	-44.51	-27	-17.51	-	-	172	272	H
			* 7.265301	-48.45	Pk	35.6	11.8	0	-35.52	-36.57	-	-	-21.2	-15.37	134	233	V
			* 7.359879	-60.26	RMS	35.6	11.8	1.21	-35.74	-47.39	-41.2	-6.19	-	-	134	233	V
			7.125	-45.42	Pk	35.7	11.8	0	-35.08	-33	-	-	-7	-26	134	233	V
			7.125	-58.57	RMS	35.7	11.8	1.21	-35.08	-44.94	-27	-17.94	-	-	134	233	V
EHT160 (SU Mode)	6985	6	7.125	-31.48	Pk	35.7	11.8	0	-35.08	-19.06	-	-	-7	-12.06	260	154	H
			7.125	-48.14	RMS	35.7	11.8	1.8	-35.08	-33.92	-27	-6.92	-	-	260	154	H
			7.129656	-31.39	Pk	35.7	11.8	0	-35.06	-18.95	-	-	-7	-11.95	260	154	H
			7.130201	-43.92	RMS	35.7	11.8	1.8	-35.04	-29.66	-27	-2.66	-	-	260	154	H
			7.125	-33.9	Pk	35.7	11.8	0	-35.08	-21.48	-	-	-7	-14.48	260	228	V
			7.125	-49.27	RMS	35.7	11.8	1.8	-35.08	-35.05	-27	-8.05	-	-	260	228	V
			7.127479	-45.84	RMS	35.7	11.8	1.8	-35.1	-31.64	-27	-4.64	-	-	260	228	V
			7.129501	-33.58	Pk	35.7	11.8	0	-35.06	-21.14	-	-	-7	-14.14	260	228	V
		5	* 7.277046	-47.61	Pk	35.6	11.8	0	-35.52	-35.73	-	-	-21.2	-14.53	124	306	H
			* 7.282957	-60.07	RMS	35.6	11.8	1.8	-35.42	-46.29	-41.2	-5.09	-	-	124	306	H
			7.125	-37.84	Pk	35.7	11.8	0	-35.08	-25.42	-	-	-7	-18.42	124	306	H
			7.125	-51.78	RMS	35.7	11.8	1.8	-35.08	-37.56	-27	-10.56	-	-	124	306	H
			* 7.372479	-48.02	Pk	35.6	11.8	0	-35.65	-36.27	-	-	-21.2	-15.07	165	134	V
			* 7.258768	-60.49	RMS	35.6	11.8	1.8	-35.37	-46.66	-41.2	-5.46	-	-	165	134	V
			7.125	-40.64	Pk	35.7	11.8	0	-35.08	-28.22	-	-	-7	-21.22	165	134	V
			7.125	-53.86	RMS	35.7	11.8	1.8	-35.08	-39.64	-27	-12.64	-	-	165	134	V

* - indicates frequency in CFR47 Pt 15 / IC RSS-Restricted Band
Pk - Peak detector
RMS - RMS detection

UL VERIFICATION SERVICES
47173 Benicia Street, Fremont, CA 94538; USA TEL:(510) 319-4000 FAX:(510) 661-0888
This report shall not be reproduced except in full, without the written approval of UL VERIFICATION SERVICES

1TX Antenna 5 MODE: SU

BANDEDGE (HIGH CHANNEL 20MHz / 7115MHz)
HORIZONTAL RESULT

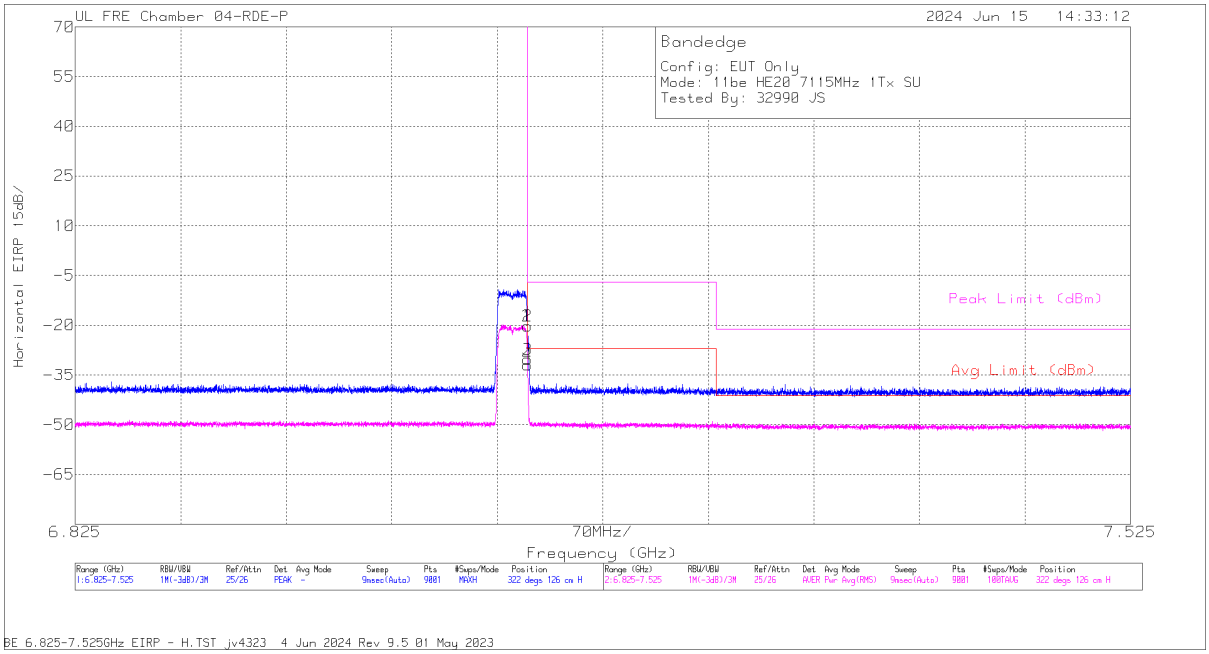

Marker	Frequency (GHz)	Meter Reading (dBm)	Det	79834 3m ACF (dB/m)	Conversion Factor (dB)	DCCF (dB)	Gain/Loss (dB)	Corrected Reading EIRP	Avg Limit (dBm)	RMS Margin (dB)	Peak Limit (dBm)	PK Margin (dB)	Azimuth (Degs)	Height (cm)	Polarity
1	7.125	-30.21	Pk	35.7	11.8	0	-37.49	-20.2	-	-	-7	-13.2	322	126	H
3	7.125	-40.88	RMS	35.7	11.8	0.63	-37.49	-30.24	-27	-3.24	-	-	322	126	H
2	7.12507	-30.2	Pk	35.7	11.8	0	-37.49	-20.19	-	-	-7	-13.19	322	126	H
4	7.12507	-42.49	RMS	35.7	11.8	0.63	-37.49	-31.85	-27	-4.85	-	-	322	126	H

Pk - Peak detector
RMS - RMS detection

UL VERIFICATION SERVICES
47173 Benicia Street, Fremont, CA 94538; USA TEL:(510) 319-4000 FAX:(510) 661-0888
This report shall not be reproduced except in full, without the written approval of UL VERIFICATION SERVICES

VERTICAL RESULT

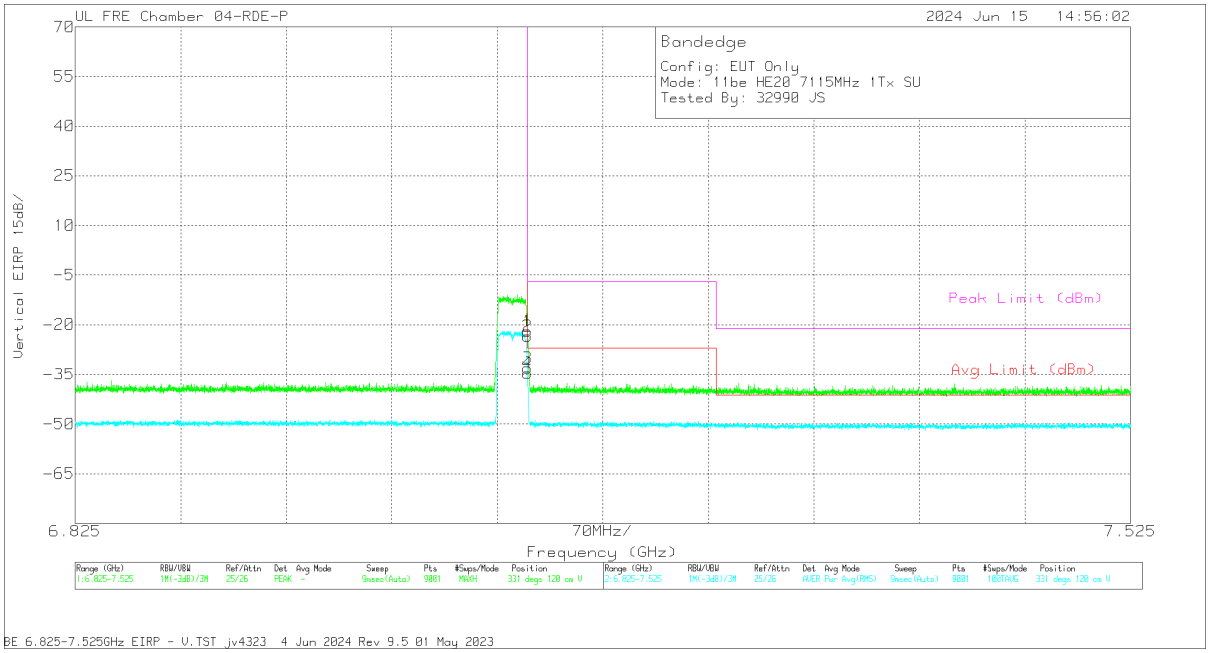

Marker	Frequency (GHz)	Meter Reading (dBm)	Det	79834 3m ACF (dB/m)	Conversion Factor (dB)	DCCF (dB)	Gain/Loss (dB)	Corrected Reading EIRP	Avg Limit (dBm)	RMS Margin (dB)	Peak Limit (dBm)	PK Margin (dB)	Azimuth (Degs)	Height (cm)	Polarity
1	7.125	-31.89	Pk	35.7	11.8	0	-37.49	-21.88	-	-	-7	-14.88	331	120	V
3	7.125	-43.65	RMS	35.7	11.8	0.63	-37.49	-33.01	-27	-6.01	-	-	331	120	V
4	7.125068	-45.22	RMS	35.7	11.8	0.63	-37.49	-34.58	-27	-7.58	-	-	331	120	V
2	7.125223	-33.45	Pk	35.7	11.8	0	-37.5	-23.45	-	-	-7	-16.45	331	120	V

Pk - Peak detector
RMS - RMS detection

UL VERIFICATION SERVICES
47173 Benicia Street, Fremont, CA 94538; USA TEL:(510) 319-4000 FAX:(510) 661-0888
This report shall not be reproduced except in full, without the written approval of UL VERIFICATION SERVICES

1.1.9. 802.11be SISO PARTIAL RU MODE IN UNII-8 BAND – BANDEDGE

UNII-8 (SISO)	Channel Frequency (MHz)	Ant. #	Frequency (GHz)	Meter Reading (dBuV)	Det	AF (dB/m)	Conversion Factor (dB)	DCCF (dB)	Gain/Loss (dB)	Correct Reading EIRP (dBm)	Avg Limit (dBm)	Avg Margin (dB)	Pk Limit (dBm)	Pk Margin (dB)	Azimuth (Degs)	Height (cm)	Polarity
EHT20 (52T - Index 40)	7095	6	* 7434.702	-47.58	Pk	35.5	11.8	0	-34.67	-34.95	-	-	-21.2	-13.75	125	255	H
			* 7522.358	-60.11	RMS	35.5	11.8	0.55	-34.73	-46.99	-41.2	-5.79	-	-	125	255	H
			7125	-45.44	Pk	35.4	11.8	0	-34.88	-33.12	-	-	-7	-26.12	125	255	H
			7125	-59.16	RMS	35.4	11.8	0.55	-34.88	-46.29	-27	-19.29	-	-	125	255	H
			* 7489.846	-48.12	Pk	35.5	11.8	0	-34.89	-35.71	-	-	-21.2	-14.51	142	283	V
			* 7488.757	-59.88	RMS	35.5	11.8	0.55	-34.86	-46.89	-41.2	-5.69	-	-	142	283	V
			7125	-44.15	Pk	35.4	11.8	0	-34.88	-31.83	-	-	-7	-24.83	142	283	V
			7125	-59.78	RMS	35.4	11.8	0.55	-34.88	-46.91	-27	-19.91	-	-	142	283	V
		5	* 7.475613	-47.48	Pk	35.8	11.8	0	-36.05	-35.93	-	-	-21.2	-14.73	7	253	H
			* 7.482069	-59.64	RMS	35.8	11.8	0.55	-36.03	-47.52	-41.2	-6.32	-	-	7	253	H
			7.125	-46.43	Pk	35.8	11.8	0	-35.85	-34.68	-	-	-7	-27.68	7	253	H
			7.125	-60.62	RMS	35.8	11.8	0.55	-35.85	-48.32	-27	-21.32	-	-	7	253	H
			* 7.477169	-48.1	Pk	35.8	11.8	0	-36.02	-36.52	-	-	-21.2	-15.32	42	142	V
			* 7.491324	-59.82	RMS	35.8	11.8	0.55	-35.99	-47.66	-41.2	-6.46	-	-	42	142	V
			7.125	-49.5	Pk	35.8	11.8	0	-35.85	-37.75	-	-	-7	-30.75	42	142	V
			7.125	-60.22	RMS	35.8	11.8	0.55	-35.85	-47.92	-27	-20.92	-	-	42	142	V
EHT20 (106+26T - Index 83)	7095	6	* 7482.846	-47.36	Pk	35.5	11.8	0	-34.79	-34.85	-	-	-21.2	-13.65	125	255	H
			* 7513.18	-59.73	RMS	35.5	11.8	0.32	-34.76	-46.87	-41.2	-5.67	-	-	125	255	H
			7125	-45.61	Pk	35.4	11.8	0	-34.88	-33.29	-	-	-7	-26.29	125	255	H
			7125	-57.93	RMS	35.4	11.8	0.32	-34.88	-45.29	-27	-18.29	-	-	125	255	H
			* 7258.768	-47.71	Pk	35.4	11.8	0	-35.07	-35.58	-	-	-21.2	-14.38	142	282	V
			* 7466.669	-60.13	RMS	35.5	11.8	0.32	-34.73	-47.24	-41.2	-6.04	-	-	142	282	V
			7125	-45.39	Pk	35.4	11.8	0	-34.88	-33.07	-	-	-7	-26.07	142	282	V
			7125	-56.99	RMS	35.4	11.8	0.32	-34.88	-44.35	-27	-17.35	-	-	142	282	V
		5	* 7519.169	-48.01	Pk	35.5	11.8	0	-34.7	-35.41	-	-	-21.2	-14.21	114	238	H
			* 7437.502	-60.14	RMS	35.5	11.8	0.32	-34.64	-47.16	-41.2	-5.96	-	-	114	238	H
			7125	-38.74	Pk	35.4	11.8	0	-34.88	-26.42	-	-	-7	-19.42	114	238	H
			7125	-57.7	RMS	35.4	11.8	0.32	-34.88	-45.06	-27	-18.06	-	-	114	238	H
			* 7511.935	-47.86	Pk	35.5	11.8	0	-34.8	-35.36	-	-	-21.2	-14.16	173	249	V
			* 7471.491	-60.23	RMS	35.5	11.8	0.32	-34.71	-47.32	-41.2	-6.12	-	-	173	249	V
			7125	-42.73	Pk	35.4	11.8	0	-34.88	-30.41	-	-	-7	-23.41	173	249	V
			7125	-59.32	RMS	35.4	11.8	0.32	-34.88	-46.68	-27	-19.68	-	-	173	249	V
EHT40 (242T - Index 62)	7085	6	* 7.51108	-47.59	Pk	35.8	11.8	0	-35.92	-35.91	-	-	-21.2	-14.71	111	194	H
			* 7.503924	-59.71	RMS	35.8	11.8	0.66	-36.02	-47.47	-41.2	-6.27	-	-	111	194	H
			7.125	-41.97	Pk	35.8	11.8	0	-35.85	-30.22	-	-	-7	-23.22	111	194	H
			7.125	-56.89	RMS	35.8	11.8	0.66	-35.85	-44.48	-27	-17.48	-	-	111	194	H
			* 7.500424	-47.89	Pk	35.8	11.8	0	-35.99	-36.28	-	-	-21.2	-15.08	112	152	V
			* 7.524613	-59.9	RMS	35.8	11.8	0.66	-35.88	-47.52	-41.2	-6.32	-	-	112	152	V
			7.125	-39.13	Pk	35.8	11.8	0	-35.85	-27.38	-	-	-7	-20.38	112	152	V
			7.125	-55.7	RMS	35.8	11.8	0.66	-35.85	-43.29	-27	-16.29	-	-	112	152	V
		5	* 7.456635	-47.97	Pk	35.8	11.8	0	-36.13	-36.5	-	-	-21.2	-15.3	261	247	H
			* 7.52228	-59.97	RMS	35.8	11.8	0.66	-35.88	-47.59	-41.2	-6.39	-	-	261	247	H
			7.125	-36.62	Pk	35.8	11.8	0	-35.85	-24.87	-	-	-7	-17.87	261	247	H
			7.125	-55.51	RMS	35.8	11.8	0.66	-35.85	-43.1	-27	-16.1	-	-	261	247	H
			* 7.49428	-47.97	Pk	35.8	11.8	0	-36	-36.37	-	-	-21.2	-15.17	311	269	V
			* 7.499957	-59.78	RMS	35.8	11.8	0.66	-35.99	-47.51	-41.2	-6.31	-	-	311	269	V
			7.125	-38.17	Pk	35.8	11.8	0	-35.85	-26.42	-	-	-7	-19.42	311	269	V
			7.125	-57.97	RMS	35.8	11.8	0.66	-35.85	-45.56	-27	-18.56	-	-	311	269	V
EHT40 (106+26T - Index 85)	7085	6	* 7.46698	-47.71	Pk	35.8	11.8	0	-36.04	-36.15	-	-	-21.2	-14.95	82	248	H
			* 7.499724	-59.74	RMS	35.8	11.8	1.33	-35.99	-46.8	-41.2	-5.6	-	-	82	248	H
			7.125	-39.18	Pk	35.8	11.8	0	-35.85	-27.43	-	-	-7	-20.43	82	248	H
			7.125	-58.65	RMS	35.8	11.8	1.33	-35.85	-45.57	-27	-18.57	-	-	82	248	H
			* 7.513102	-47.88	Pk	35.8	11.8	0	-35.94	-36.22	-	-	-21.2	-15.02	112	112	V
			* 7.493035	-59.51	RMS	35.8	11.8	1.33	-35.99	-46.57	-41.2	-5.37	-	-	112	112	V
			7.125	-37.91	Pk	35.8	11.8	0	-35.85	-26.16	-	-	-7	-19.16	112	112	V
			7.125	-58.59	RMS	35.8	11.8	1.33	-35.85	-45.51	-27	-18.51	-	-	112	112	V
		5	* 7.432602	-47.57	Pk	35.8	11.8	0	-36.2	-36.17	-	-	-21.2	-14.97	259	281	H
			* 7.523524	-60.03	RMS	35.8	11.8	1.33	-35.87	-46.97	-41.2	-5.77	-	-	259	281	H
			7.125	-42.21	Pk	35.8	11.8	0	-35.85	-30.46	-	-	-7	-23.46	259	281	H
			7.125	-59.03	RMS	35.8	11.8	1.33	-35.85	-45.95	-27	-18.95	-	-	259	281	H
			* 7.442946	-48	Pk	35.8	11.8	0	-36.17	-36.57	-	-	-21.2	-15.37	310	383	V
			* 7.492257	-59.76	RMS	35.8	11.8	1.33	-36	-46.83	-41.2	-5.63	-	-	310	383	V
			7.125	-45.43	Pk	35.8	11.8	0	-35.85	-33.68	-	-	-7	-26.68	310	383	V
			7.125	-59.85	RMS	35.8	11.8	1.33	-35.85	-46.77	-27	-19.77	-	-	310	383	V

* - indicates frequency in CFR47 Pt 15 / IC RSS-Restricted Band
Pk - Peak detector
RMS - RMS detection

UL VERIFICATION SERVICES
47173 Benicia Street, Fremont, CA 94538; USA TEL:(510) 319-4000 FAX:(510) 661-0888
This report shall not be reproduced except in full, without the written approval of UL VERIFICATION SERVICES

UNII-8 (SISO)	Channel Frequency (MHz)	Ant. #	Frequency (GHz)	Meter Reading (dBuV)	Det	AF (dB/m)	Conversion Factor (dB)	DCCF (dB)	Gain/Loss (dB)	Correct Reading EIRP (dBm)	Avg Limit (dBm)	Avg Margin (dB)	Pk Limit (dBm)	Pk Margin (dB)	Azimuth (Degs)	Height (cm)	Polarity
EHT80 (242T - Index 64)	7025	6	* 7319.435	-47.7	Pk	35.4	11.8	0	-35	-35.5	-	-	-21.2	-14.3	213	214	H
			* 7426.457	-60.08	RMS	35.5	11.8	0.66	-34.81	-46.93	-41.2	-5.73	-	-	213	214	H
			7125	-43.76	Pk	35.4	11.8	0	-34.88	-31.44	-	-	-7	-24.44	213	214	H
			7125	-60.44	RMS	35.4	11.8	0.66	-34.88	-47.46	-27	-20.46	-	-	213	214	H
			* 7393.479	-48.25	Pk	35.4	11.8	0	-34.69	-35.74	-	-	-21.2	-14.54	246	173	V
			* 7438.357	-60.2	RMS	35.5	11.8	0.66	-34.68	-46.92	-41.2	-5.72	-	-	246	173	V
			7125	-42.88	Pk	35.4	11.8	0	-34.88	-30.56	-	-	-7	-23.56	246	173	V
			7125	-59.85	RMS	35.4	11.8	0.66	-34.88	-46.87	-27	-19.87	-	-	246	173	V
		5	* 7445.746	-48.06	Pk	35.5	11.8	0	-34.72	-35.48	-	-	-21.2	-14.28	179	213	H
			* 7446.524	-60.12	RMS	35.5	11.8	0.66	-34.72	-46.88	-41.2	-5.68	-	-	179	213	H
			7125	-50.35	Pk	35.4	11.8	0	-34.88	-38.03	-	-	-7	-31.03	179	213	H
			7125	-60.97	RMS	35.4	11.8	0.66	-34.88	-47.99	-27	-20.99	-	-	179	213	H
			* 7362.213	-47.53	Pk	35.4	11.8	0	-34.8	-35.13	-	-	-21.2	-13.93	176	264	V
			* 7503.769	-59.83	RMS	35.5	11.8	0.66	-34.81	-46.68	-41.2	-5.48	-	-	176	264	V
			7125	-50.06	Pk	35.4	11.8	0	-34.88	-37.74	-	-	-7	-30.74	176	264	V
			7125	-61.41	RMS	35.4	11.8	0.66	-34.88	-48.43	-27	-21.43	-	-	176	264	V
EHT80 (484T - Index 66)	7025	6	* 7437.035	-47.99	Pk	35.5	11.8	0	-34.62	-35.31	-	-	-21.2	-14.11	213	215	H
			* 7495.913	-59.87	RMS	35.5	11.8	0.32	-34.88	-47.13	-41.2	-5.93	-	-	213	215	H
			7125	-34.05	Pk	35.4	11.8	0	-34.88	-21.73	-	-	-7	-14.73	213	215	H
			7125	-52.46	RMS	35.4	11.8	0.32	-34.88	-39.82	-27	-12.82	-	-	213	215	H
			* 7453.757	-47.97	Pk	35.5	11.8	0	-34.73	-35.4	-	-	-21.2	-14.2	247	173	V
			* 7485.257	-60.04	RMS	35.5	11.8	0.32	-34.78	-47.2	-41.2	-6	-	-	247	173	V
			7125	-33.67	Pk	35.4	11.8	0	-34.88	-21.35	-	-	-7	-14.35	247	173	V
			7125	-53.32	RMS	35.4	11.8	0.32	-34.88	-40.68	-27	-13.68	-	-	247	173	V
		5	* 7391.768	-47.74	Pk	35.4	11.8	0	-34.69	-35.23	-	-	-21.2	-14.03	123	248	H
			* 7497.235	-59.92	RMS	35.5	11.8	0.32	-34.88	-47.18	-41.2	-5.98	-	-	123	248	H
			7125	-45.83	Pk	35.4	11.8	0	-34.88	-33.51	-	-	-7	-26.51	123	248	H
			7125	-60.01	RMS	35.4	11.8	0.32	-34.88	-47.37	-27	-20.37	-	-	123	248	H
			* 7523.913	-47.15	Pk	35.6	11.8	0	-34.75	-34.5	-	-	-21.2	-13.3	178	246	V
			* 7470.713	-59.79	RMS	35.5	11.8	0.32	-34.73	-46.9	-41.2	-5.7	-	-	178	246	V
			7125	-47.85	Pk	35.4	11.8	0	-34.88	-35.53	-	-	-7	-28.53	178	246	V
			7125	-60.44	RMS	35.4	11.8	0.32	-34.88	-47.8	-27	-20.8	-	-	178	246	V
EHT160 (242T - Index S64)	6985	6	* 7.297346	-47.42	Pk	35.8	11.8	0	-36.34	-36.16	-	-	-21.2	-14.96	343	230	H
			* 7.493969	-59.56	RMS	35.8	11.8	0.67	-36	-47.29	-41.2	-6.09	-	-	343	230	H
			7.125	-41.99	Pk	35.8	11.8	0	-35.85	-30.24	-	-	-7	-23.24	343	230	H
			7.125	-61.1	RMS	35.8	11.8	0.67	-35.85	-48.68	-27	-21.68	-	-	343	230	H
			* 7.512013	-48.12	Pk	35.8	11.8	0	-35.93	-36.45	-	-	-21.2	-15.25	35	145	V
			* 7.470557	-59.66	RMS	35.8	11.8	0.67	-36.11	-47.5	-41.2	-6.3	-	-	35	145	V
			7.125	-42.89	Pk	35.8	11.8	0	-35.85	-31.14	-	-	-7	-24.14	35	145	V
			7.125	-60.92	RMS	35.8	11.8	0.67	-35.85	-48.5	-27	-21.5	-	-	35	145	V
		5	* 7.505946	-47.34	Pk	35.8	11.8	0	-36	-35.74	-	-	-21.2	-14.54	356	229	H
			* 7.523835	-59.71	RMS	35.8	11.8	0.67	-35.87	-47.31	-41.2	-6.11	-	-	356	229	H
			7.125	-48.12	Pk	35.8	11.8	0	-35.85	-36.37	-	-	-7	-29.37	356	229	H
			7.125	-60.85	RMS	35.8	11.8	0.67	-35.85	-48.43	-27	-21.43	-	-	356	229	H
			* 7.492335	-47.85	Pk	35.8	11.8	0	-36	-36.25	-	-	-21.2	-15.05	48	276	V
			* 7.507969	-59.8	RMS	35.8	11.8	0.67	-35.96	-47.49	-41.2	-6.29	-	-	48	276	V
			7.125	-50.04	Pk	35.8	11.8	0	-35.85	-38.29	-	-	-7	-31.29	48	276	V
			7.125	-60.94	RMS	35.8	11.8	0.67	-35.85	-48.52	-27	-21.52	-	-	48	276	V
EHT160 (484T - Index S66)	6985	6	* 7.266935	-44.96	Pk	35.8	11.8	0	-36.18	-33.54	-	-	-21.2	-12.34	346	240	H
			* 7.509135	-59.57	RMS	35.8	11.8	0.3	-35.94	-47.61	-41.2	-6.41	-	-	346	240	H
			7.125	-43.69	Pk	35.8	11.8	0	-35.85	-31.94	-	-	-7	-24.94	346	240	H
			7.125	-58.43	RMS	35.8	11.8	0.3	-35.85	-46.38	-27	-19.38	-	-	346	240	H
			* 7.278446	-45.47	Pk	35.8	11.8	0	-36.23	-34.1	-	-	-21.2	-12.9	17	108	V
			* 7.520724	-59.8	RMS	35.8	11.8	0.3	-35.9	-47.8	-41.2	-6.6	-	-	17	108	V
			7.125	-42.19	Pk	35.8	11.8	0	-35.85	-30.44	-	-	-7	-23.44	17	108	V
			7.125	-57.94	RMS	35.8	11.8	0.3	-35.85	-45.89	-27	-18.89	-	-	17	108	V
		5	* 7.281712	-42.61	Pk	35.8	11.8	0	-36.19	-31.2	-	-	-21.2	-10	357	256	H
			* 7.283657	-59.04	RMS	35.8	11.8	0.3	-36.17	-47.31	-41.2	-6.11	-	-	357	256	H
			7.125	-48.24	Pk	35.8	11.8	0	-35.85	-36.49	-	-	-7	-29.49	357	256	H
			7.125	-60.47	RMS	35.8	11.8	0.3	-35.85	-48.42	-27	-21.42	-	-	357	256	H
			* 7.270357	-45.05	Pk	35.8	11.8	0	-36.17	-33.62	-	-	-21.2	-12.42	47	182	V
			* 7.464491	-59.61	RMS	35.8	11.8	0.3	-36.04	-47.75	-41.2	-6.55	-	-	47	182	V
			7.125	-49.74	Pk	35.8	11.8	0	-35.85	-37.99	-	-	-7	-30.99	47	182	V
			7.125	-60.57	RMS	35.8	11.8	0.3	-35.85	-48.52	-27	-21.52	-	-	47	182	V

* - indicates frequency in CFR47 Pt 15 / IC RSS-Restricted Band
Pk - Peak detector
RMS - RMS detection

UL VERIFICATION SERVICES
47173 Benicia Street, Fremont, CA 94538; USA TEL:(510) 319-4000 FAX:(510) 661-0888
This report shall not be reproduced except in full, without the written approval of UL VERIFICATION SERVICES

1TX Antenna 5 MODE: 242-Tone, RU Index 64

BANDEDGE (HIGH CHANNEL 80MHz / 7095MHz)
HORIZONTAL RESULT

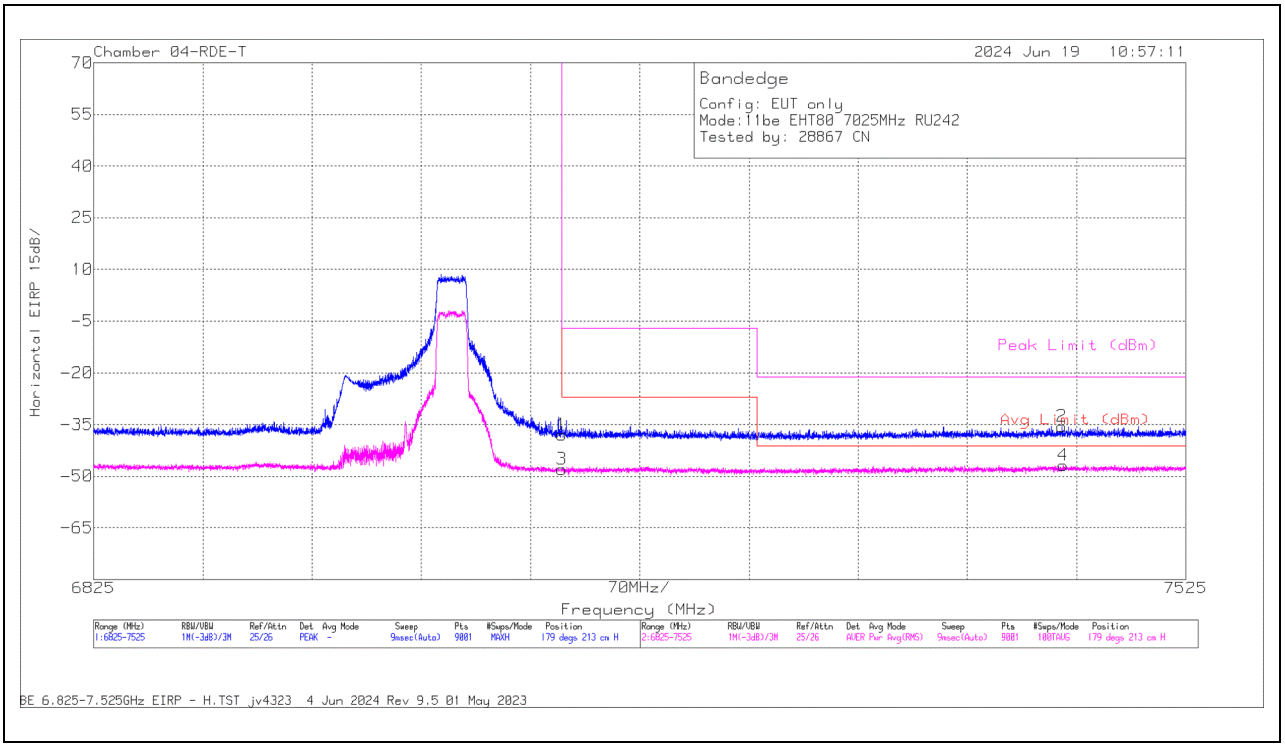

Marker	Frequency (MHz)	Meter Reading (dBm)	Det	80430 3m ACF (dB/m)	Conversion Factor (dB)	DCCF (dB)	Gain/Loss (dB)	Corrected Reading EIRP	Avg Limit (dBm)	RMS Margin (dB)	Peak Limit (dBm)	PK Margin (dB)	Azimuth (Degs)	Height (cm)	Polarity
2	* 7445.746	-48.06	Pk	35.5	11.8	0	-34.72	-35.48	-	-	-21.2	-14.28	179	213	H
4	* 7446.524	-60.12	RMS	35.5	11.8	.66	-34.72	-46.88	-41.2	-5.68	-	-	179	213	H
1	7125	-50.35	Pk	35.4	11.8	0	-34.88	-38.03	-	-	-7	-31.03	179	213	H
3	7125	-60.97	RMS	35.4	11.8	.66	-34.88	-47.99	-27	-20.99	-	-	179	213	H

* - indicates frequency in CFR47 Pt 15 / IC RSS-Restricted Band
Pk - Peak detector
RMS - RMS detection

UL VERIFICATION SERVICES
47173 Benicia Street, Fremont, CA 94538; USA TEL:(510) 319-4000 FAX:(510) 661-0888
This report shall not be reproduced except in full, without the written approval of UL VERIFICATION SERVICES

VERTICAL RESULT

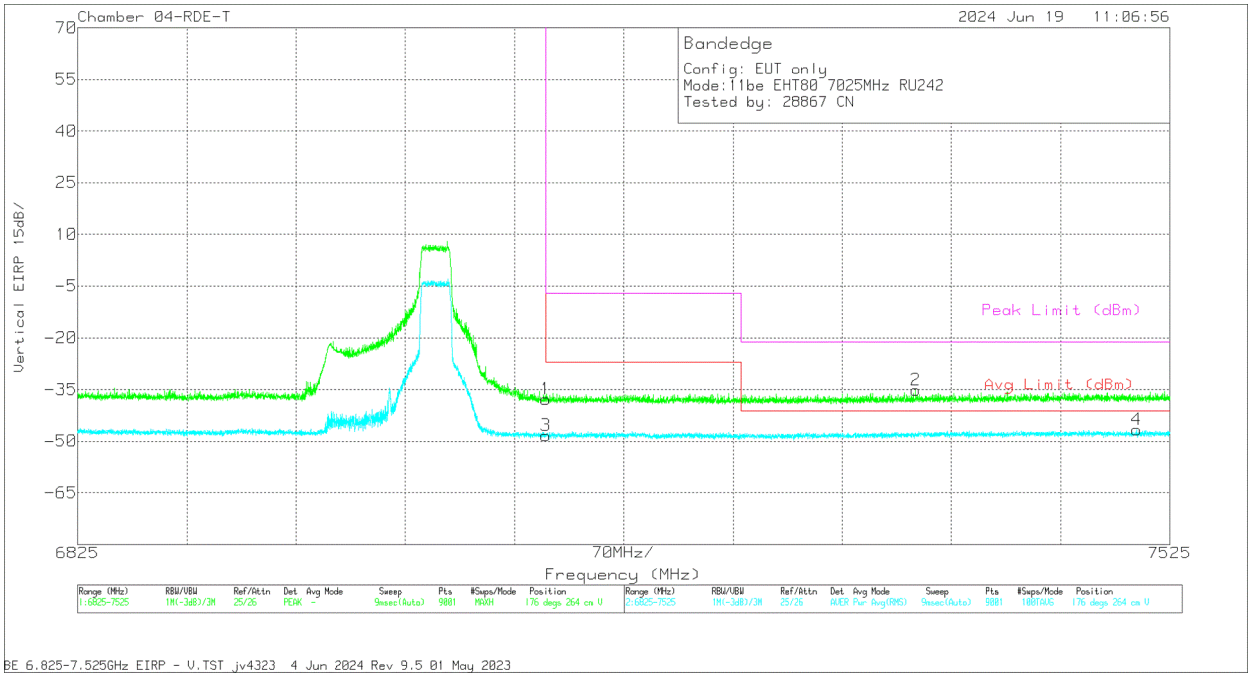

Marker	Frequency (MHz)	Meter Reading (dBm)	Det	80430 3m ACF (dB/m)	Conversion Factor (dB)	DCCF (dB)	Gain/Loss (dB)	Corrected Reading EIRP	Avg Limit (dBm)	RMS Margin (dB)	Peak Limit (dBm)	PK Margin (dB)	Azimuth (Degs)	Height (cm)	Polarity
2	* 7362.213	-47.53	Pk	35.4	11.8	0	-34.8	-35.13	-	-	-21.2	-13.93	176	264	V
4	* 7503.769	-59.83	RMS	35.5	11.8	.66	-34.81	-46.68	-41.2	-5.48	-	-	176	264	V
1	7125	-50.06	Pk	35.4	11.8	0	-34.88	-37.74	-	-	-7	-30.74	176	264	V
3	7125	-61.41	RMS	35.4	11.8	.66	-34.88	-48.43	-27	-21.43	-	-	176	264	V

* - indicates frequency in CFR47 Pt 15 / IC RSS-Restricted Band
Pk - Peak detector
RMS - RMS detection

UL VERIFICATION SERVICES
47173 Benicia Street, Fremont, CA 94538; USA TEL:(510) 319-4000 FAX:(510) 661-0888
This report shall not be reproduced except in full, without the written approval of UL VERIFICATION SERVICES

1.1.10. 802.11be MIMO SU MODE IN UNII-8 BAND – BANDEDGE

UNII-8 (MIMO CDD)	Channel Frequency (MHz)	Ant. #	Frequency (GHz)	Meter Reading (dBuV)	Det	AF (dB/m)	Conversion Factor (dB)	DCCF (dB)	Gain/Loss (dB)	Correct Reading EIRP (dBm)	Avg Limit (dBm)	Avg Margin (dB)	Pk Limit (dBm)	Pk Margin (dB)	Azimuth (Degs)	Height (cm)	Polarity
EHT20 (SU Mode)	7095	6 + 5	* 7.414246	-48.11	Pk	35.6	11.8	0	-35.81	-36.52	-	-	-21.2	-15.32	273	120	H
			* 7.28249	-60.53	RMS	35.6	11.8	0.63	-35.44	-47.94	-41.2	-6.74	-	-	273	120	H
			7.125	-40.24	Pk	35.7	11.8	0	-35.08	-27.82	-	-	-7	-20.82	273	120	H
			7.125	-55.63	RMS	35.7	11.8	0.63	-35.08	-42.58	-27	-15.58	-	-	273	120	H
			* 7.413002	-48.58	Pk	35.6	11.8	0	-35.83	-37.01	-	-	-21.2	-15.81	259	278	V
			* 7.335613	-60.19	RMS	35.6	11.8	0.63	-35.79	-47.95	-41.2	-6.75	-	-	259	278	V
			7.125	-43.55	Pk	35.7	11.8	0	-35.08	-31.13	-	-	-7	-24.13	259	278	V
			7.125	-57.89	RMS	35.7	11.8	0.63	-35.08	-44.84	-27	-17.84	-	-	259	278	V
EHT20 (SU Mode)	7115	6 + 5	7.125	-30.62	Pk	35.7	11.8	0	-35.08	-18.2	-	-	-7	-11.2	256	161	H
			7.125	-42.84	RMS	35.7	11.8	0.63	-35.08	-29.79	-27	-2.79	-	-	256	161	H
			7.125068	-30.97	Pk	35.7	11.8	0	-35.08	-18.55	-	-	-7	-11.55	256	161	H
			7.125068	-44.19	RMS	35.7	11.8	0.63	-35.08	-31.14	-27	-4.14	-	-	256	161	H
			* 7.492957	-60.18	RMS	35.7	11.8	0.63	-35.92	-47.97	-41.2	-6.77	-	-	253	158	V
			7.125	-30.28	Pk	35.7	11.8	0	-35.08	-17.86	-	-	-7	-10.86	253	158	V
			7.125	-45.03	RMS	35.7	11.8	0.63	-35.08	-31.98	-27	-4.98	-	-	253	158	V
			7.125068	-32.06	Pk	35.7	11.8	0	-35.08	-19.64	-	-	-7	-12.64	253	158	V
EHT40 (SU Mode)	7085	6 + 5	7.125	-28.88	Pk	35.7	11.8	0	-35.08	-16.46	-	-	-7	-9.46	174	149	H
			7.125	-43.55	RMS	35.7	11.8	0.83	-35.08	-30.3	-27	-3.3	-	-	174	149	H
			7.125068	-42.77	RMS	35.7	11.8	0.83	-35.08	-29.52	-27	-2.52	-	-	174	149	H
			7.125379	-26.98	Pk	35.7	11.8	0	-35.09	-14.57	-	-	-7	-7.57	174	149	H
			7.125	-30.23	Pk	35.7	11.8	0	-35.08	-17.81	-	-	-7	-10.81	172	137	V
			7.125	-44.62	RMS	35.7	11.8	0.83	-35.08	-31.37	-27	-4.66	-	-	172	137	V
			7.125068	-43.84	RMS	35.7	11.8	0.83	-35.08	-30.59	-27	-3.88	-	-	172	137	V
			7.125145	-28.17	Pk	35.7	11.8	0	-35.08	-15.75	-	-	-7	-8.75	172	137	V
EHT80 (SU Mode)	7025	6 + 5	* 7.344013	-47.89	Pk	35.6	11.8	0	-35.67	-36.16	-	-	-21.2	-14.96	229	103	H
			* 7.370535	-60.36	RMS	35.6	11.8	1.21	-35.64	-47.39	-41.2	-6.19	-	-	229	103	H
			7.125	-35.48	Pk	35.7	11.8	0	-35.08	-23.06	-	-	-7	-16.06	229	103	H
			7.125	-50.28	RMS	35.7	11.8	1.21	-35.08	-36.65	-27	-9.65	-	-	229	103	H
			* 7.326279	-60.16	RMS	35.6	11.8	1.21	-35.63	-47.18	-41.2	-5.98	-	-	264	251	V
			7.125	-36.76	Pk	35.7	11.8	0	-35.08	-24.34	-	-	-7	-17.34	264	251	V
			7.125	-50.69	RMS	35.7	11.8	1.21	-35.08	-37.06	-27	-10.06	-	-	264	251	V
			7.128334	-34.46	Pk	35.7	11.8	0	-35.09	-22.05	-	-	-7	-15.05	264	251	V
EHT160 (SU Mode)	6985	6 + 5	7.125	-31.87	Pk	35.7	11.8	0	-35.08	-19.45	-	-	-7	-12.45	258	147	H
			7.125	-48.01	RMS	35.7	11.8	1.8	-35.08	-33.79	-27	-6.79	-	-	258	147	H
			7.127479	-43.85	RMS	35.7	11.8	1.8	-35.1	-29.65	-27	-2.65	-	-	258	147	H
			7.13689	-30.82	Pk	35.7	11.8	0	-35.02	-18.34	-	-	-7	-11.34	258	147	H
			7.125	-34.87	Pk	35.7	11.8	0	-35.08	-22.45	-	-	-7	-15.45	247	148	V
			7.125	-52.05	RMS	35.7	11.8	1.8	-35.08	-37.83	-27	-10.83	-	-	247	148	V
			7.132145	-45.42	RMS	35.7	11.8	1.8	-34.99	-31.11	-27	-4.11	-	-	247	148	V
			7.136968	-32.88	Pk	35.7	11.8	0	-35.02	-20.4	-	-	-7	-13.4	247	148	V

* - indicates frequency in CFR47 Pt 15 / IC RSS-Restricted Band
Pk - Peak detector
RMS - RMS detection

UL VERIFICATION SERVICES
47173 Benicia Street, Fremont, CA 94538; USA TEL:(510) 319-4000 FAX:(510) 661-0888
This report shall not be reproduced except in full, without the written approval of UL VERIFICATION SERVICES

2TX Antenna 6 + Antenna 5 OFDMA MODE: SU

BANDEDGE (HIGH CHANNEL 20MHz / 7115MHz)
HORIZONTAL RESULT

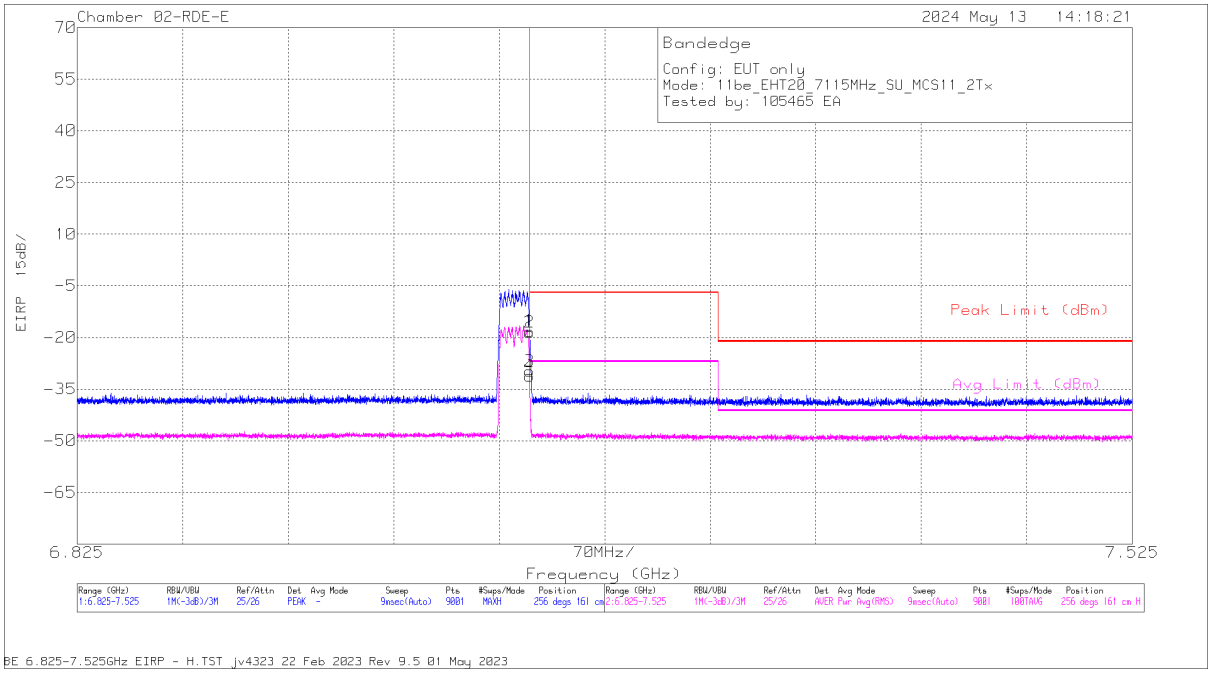

Marker	Frequency (GHz)	Meter Reading (dBm)	Det	206807 ACF (dB/m)	Conversion Factor (dB)	DCCF (dB)	Gain/Loss (dB)	Corrected Reading EIRP	Peak Limit (dBm)	PK Margin (dB)	Avg Limit (dBm)	RMS Margin (dB)	Azimuth (Degs)	Height (cm)	Polarity
1	7.125	-30.62	Pk	35.7	11.8	0	-35.08	-18.2	-7	-11.2	-	-	256	161	H
3	7.125	-42.84	RMS	35.7	11.8	.63	-35.08	-29.79	-	-	-27	-2.79	256	161	H
2	7.125068	-30.97	Pk	35.7	11.8	0	-35.08	-18.55	-7	-11.55	-	-	256	161	H
4	7.125068	-44.19	RMS	35.7	11.8	.63	-35.08	-31.14	-	-	-27	-4.14	256	161	H

Pk - Peak detector
RMS - RMS detection

UL VERIFICATION SERVICES
47173 Benicia Street, Fremont, CA 94538; USA TEL:(510) 319-4000 FAX:(510) 661-0888
This report shall not be reproduced except in full, without the written approval of UL VERIFICATION SERVICES

VERTICAL RESULT

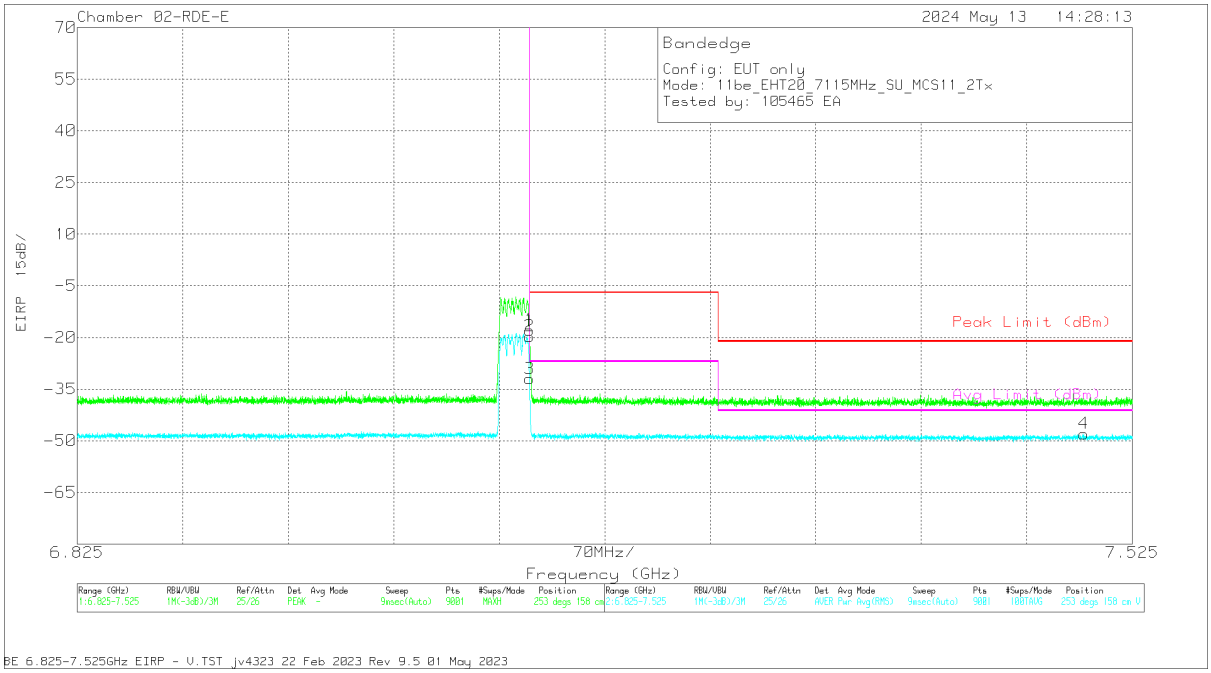

Marker	Frequency (GHz)	Meter Reading (dBm)	Det	206807 ACF (dB/m)	Conversion Factor (dB)	DCCF (dB)	Gain/Loss (dB)	Corrected Reading EIRP	Peak Limit (dBm)	PK Margin (dB)	Avg Limit (dBm)	RMS Margin (dB)	Azimuth (Degs)	Height (cm)	Polarity
4	* 7.492957	-60.18	RMS	35.7	11.8	.63	-35.92	-47.97	-	-	-41.2	-6.77	253	158	V
1	7.125	-30.28	Pk	35.7	11.8	0	-35.08	-17.86	-7	-10.86	-	-	253	158	V
3	7.125	-45.03	RMS	35.7	11.8	.63	-35.08	-31.98	-	-	-27	-4.98	253	158	V
2	7.125068	-32.06	Pk	35.7	11.8	0	-35.08	-19.64	-7	-12.64	-	-	253	158	V

* - indicates frequency in CFR47 Pt 15 / IC RSS-Restricted Band
Pk - Peak detector
RMS - RMS detection

UL VERIFICATION SERVICES
47173 Benicia Street, Fremont, CA 94538; USA TEL:(510) 319-4000 FAX:(510) 661-0888
This report shall not be reproduced except in full, without the written approval of UL VERIFICATION SERVICES

1.1.11. 802.11be MIMO PARTIAL RU MODE IN UNII-8 BAND – BANDEDGE

UNII-8 (MIMO CDD)	Channel Frequency (MHz)	Ant. #	Frequency (GHz)	Meter Reading (dBuV)	Det	AF (dB/m)	Conversion Factor (dB)	DCCF (dB)	Gain/Loss (dB)	Correct Reading EIRP (dBm)	Avg Limit (dBm)	Avg Margin (dB)	Pk Limit (dBm)	Pk Margin (dB)	Azimuth (Degs)	Height (cm)	Polarity
EHT20 (52T / Index 40)	7095	6 + 5	* 7342.146	-47.91	Pk	35.4	11.8	0	-35	-35.71	-	-	-21.2	-14.51	177	138	H
			* 7499.102	-59.98	RMS	35.5	11.8	0.55	-34.85	-46.98	-41.2	-5.78	-	-	177	138	H
			7125	-40.24	Pk	35.4	11.8	0	-34.88	-27.92	-	-	-7	-20.92	177	138	H
			7125	-57.29	RMS	35.4	11.8	0.55	-34.88	-44.42	-27	-17.42	-	-	177	138	H
			* 7523.213	-48.22	Pk	35.6	11.8	0	-34.76	-35.58	-	-	-21.2	-14.38	186	101	V
			* 7478.18	-60.04	RMS	35.5	11.8	0.55	-34.58	-46.77	-41.2	-5.57	-	-	186	101	V
			7125	-43.11	Pk	35.4	11.8	0	-34.88	-30.79	-	-	-7	-23.79	186	101	V
			7125	-59.7	RMS	35.4	11.8	0.55	-34.88	-46.83	-27	-19.83	-	-	186	101	V
EHT20 (106+26T / Index 83)	7095	6 + 5	* 7385.468	-48.12	Pk	35.4	11.8	0	-34.79	-35.71	-	-	-21.2	-14.51	121	126	H
			* 7465.735	-60.12	RMS	35.5	11.8	0.32	-34.72	-47.22	-41.2	-6.02	-	-	121	126	H
			7125	-41.16	Pk	35.4	11.8	0	-34.88	-28.84	-	-	-7	-21.84	121	126	H
			7125	-54.99	RMS	35.4	11.8	0.32	-34.88	-42.35	-27	-15.35	-	-	121	126	H
			* 7473.746	-48.26	Pk	35.5	11.8	0	-34.71	-35.67	-	-	-21.2	-14.47	193	167	V
			* 7473.98	-59.87	RMS	35.5	11.8	0.32	-34.72	-46.97	-41.2	-5.77	-	-	193	167	V
			7125	-44.3	Pk	35.4	11.8	0	-34.88	-31.98	-	-	-7	-24.98	193	167	V
			7125	-58.85	RMS	35.4	11.8	0.32	-34.88	-46.21	-27	-19.21	-	-	193	167	V
EHT40 (242T / Index 62)	7085	6 + 5	7.125	-37.9	Pk	35.7	11.8	0	-37.49	-27.89	-	-	-7	-20.89	345	184	H
			7.125	-54.16	RMS	35.7	11.8	0.66	-37.49	-43.49	-27	-16.49	-	-	345	184	H
			7.345413	-47.29	Pk	35.5	11.8	0	-38.06	-38.05	-	-	-21.2	-16.85	345	184	H
			7.516291	-59.15	RMS	35.6	11.8	0.66	-38.2	-49.29	-41.2	-8.09	-	-	345	184	H
			7.125	-40.12	Pk	35.7	11.8	0	-37.49	-30.11	-	-	-7	-23.11	341	196	V
			7.125	-56.21	RMS	35.7	11.8	0.66	-37.49	-45.54	-27	-18.54	-	-	341	196	V
			7.253168	-59.58	RMS	35.6	11.8	0.66	-37.76	-49.28	-41.2	-8.08	-	-	341	196	V
			7.468924	-47.01	Pk	35.6	11.8	0	-38.16	-37.77	-	-	-21.2	-16.57	341	196	V
EHT40 (106+26T / Index 85)	7085	6 + 5	7.125	-37.59	Pk	35.7	11.8	0	-37.49	-27.58	-	-	-7	-20.58	327	175	H
			7.125	-54.3	RMS	35.7	11.8	1.33	-37.49	-42.96	-27	-15.96	-	-	327	175	H
			7.47258	-46.66	Pk	35.6	11.8	0	-38.24	-37.5	-	-	-21.2	-16.3	327	175	H
			7.520958	-59.11	RMS	35.6	11.8	1.33	-38.26	-48.64	-41.2	-7.44	-	-	327	175	H
			7.125	-40.86	Pk	35.7	11.8	0	-37.49	-30.85	-	-	-7	-23.85	339	168	V
			7.125	-59.63	RMS	35.7	11.8	1.33	-37.49	-48.29	-27	-21.29	-	-	339	168	V
			7.275724	-47.24	Pk	35.5	11.8	0	-37.88	-37.82	-	-	-21.2	-16.62	339	168	V
			7.295012	-59.38	RMS	35.5	11.8	1.33	-37.91	-48.66	-41.2	-7.46	-	-	339	168	V
EHT80 (242T / Index 64)	7025	6 + 5	7.125	-46.33	Pk	35.7	11.8	0	-37.49	-36.32	-	-	-7	-29.32	333	202	H
			7.125	-60.84	RMS	35.7	11.8	0.66	-37.49	-50.17	-27	-23.17	-	-	333	202	H
			7.281479	-47.41	Pk	35.5	11.8	0	-37.84	-37.95	-	-	-21.2	-16.75	333	202	H
			7.45438	-59.25	RMS	35.6	11.8	0.66	-38.16	-49.35	-41.2	-8.15	-	-	333	202	H
			7.125	-48.55	Pk	35.7	11.8	0	-37.49	-38.54	-	-	-7	-31.54	344	105	V
			7.125	-60.58	RMS	35.7	11.8	0.66	-37.49	-49.91	-27	-22.91	-	-	344	105	V
			7.250679	-59.72	RMS	35.6	11.8	0.66	-37.76	-49.42	-41.2	-8.22	-	-	344	105	V
			7.321768	-47.27	Pk	35.5	11.8	0	-38.02	-37.99	-	-	-21.2	-16.79	344	105	V
EHT80 (484T / Index 66)	7025	6 + 5	7.125	-43.61	Pk	35.7	11.8	0	-37.49	-33.6	-	-	-7	-26.6	345	149	H
			7.125	-58.14	RMS	35.7	11.8	0.32	-37.49	-47.81	-27	-20.81	-	-	345	149	H
			7.336313	-59.52	RMS	35.5	11.8	0.32	-38.02	-49.92	-41.2	-8.72	-	-	345	149	H
			7.46628	-47.51	Pk	35.6	11.8	0	-38.17	-38.28	-	-	-21.2	-17.08	345	149	H
			7.125	-47.71	Pk	35.7	11.8	0	-37.49	-37.7	-	-	-7	-30.7	349	114	V
			7.125	-59.86	RMS	35.7	11.8	0.32	-37.49	-49.53	-27	-22.53	-	-	349	114	V
			7.355757	-59.25	RMS	35.5	11.8	0.32	-37.96	-49.59	-41.2	-8.39	-	-	349	114	V
			7.442713	-47.32	Pk	35.6	11.8	0	-38.15	-38.07	-	-	-21.2	-16.87	349	114	V
EHT160 (242T / Index S64)	6985	6 + 5	7.125	-38.82	Pk	35.7	11.8	0	-37.49	-28.81	-	-	-7	-21.81	341	123	H
			7.125	-58.44	RMS	35.7	11.8	0.67	-37.49	-47.76	-27	-20.76	-	-	341	123	H
			7.257135	-59.45	RMS	35.6	11.8	0.67	-37.86	-49.24	-41.2	-8.04	-	-	341	123	H
			7.32239	-45.07	Pk	35.5	11.8	0	-38	-35.77	-	-	-21.2	-14.57	341	123	H
			7.125	-45.57	Pk	35.7	11.8	0	-37.49	-35.56	-	-	-7	-28.56	341	109	V
			7.125	-59.43	RMS	35.7	11.8	0.67	-37.49	-48.75	-27	-21.75	-	-	341	109	V
			7.25729	-47.28	Pk	35.6	11.8	0	-37.87	-37.75	-	-	-21.2	-16.55	341	109	V
			7.507658	-59.36	RMS	35.6	11.8	0.67	-38.21	-49.5	-41.2	-8.3	-	-	341	109	V
EHT160 (484T / Index S66)	6985	6 + 5	7.125	-43.54	Pk	35.7	11.8	0	-37.49	-33.53	-	-	-7	-26.53	345	168	H
			7.125	-57.48	RMS	35.7	11.8	0.3	-37.49	-47.17	-27	-20.17	-	-	345	168	H
			7.266468	-38.88	Pk	35.5	11.8	0	-37.78	-29.36	-	-	-21.2	-8.16	345	168	H
			7.277201	-57.48	RMS	35.5	11.8	0.3	-37.86	-47.74	-41.2	-6.54	-	-	345	168	H
			7.125	-46.67	Pk	35.7	11.8	0	-37.49	-36.66	-	-	-7	-29.66	351	106	V
			7.125	-59.41	RMS	35.7	11.8	0.3	-37.49	-49.1	-27	-22.1	-	-	351	106	V
			7.262423	-59.39	RMS	35.6	11.8	0.3	-37.85	-49.54	-41.2	-8.34	-	-	351	106	V
			7.283112	-42.85	Pk	35.5	11.8	0	-37.86	-33.41	-	-	-21.2	-12.21	351	106	V

* - indicates frequency in CFR47 Pt 15 / IC RSS-Restricted Band
Pk - Peak detector
RMS - RMS detection

UL VERIFICATION SERVICES
47173 Benicia Street, Fremont, CA 94538; USA TEL:(510) 319-4000 FAX:(510) 661-0888
This report shall not be reproduced except in full, without the written approval of UL VERIFICATION SERVICES

2TX Antenna 6 + Antenna 5 OFDMA MODE: 242-Tones, RU Index S64

BANDEDGE (HIGH CHANNEL 160MHz / 6985MHz)
HORIZONTAL RESULT

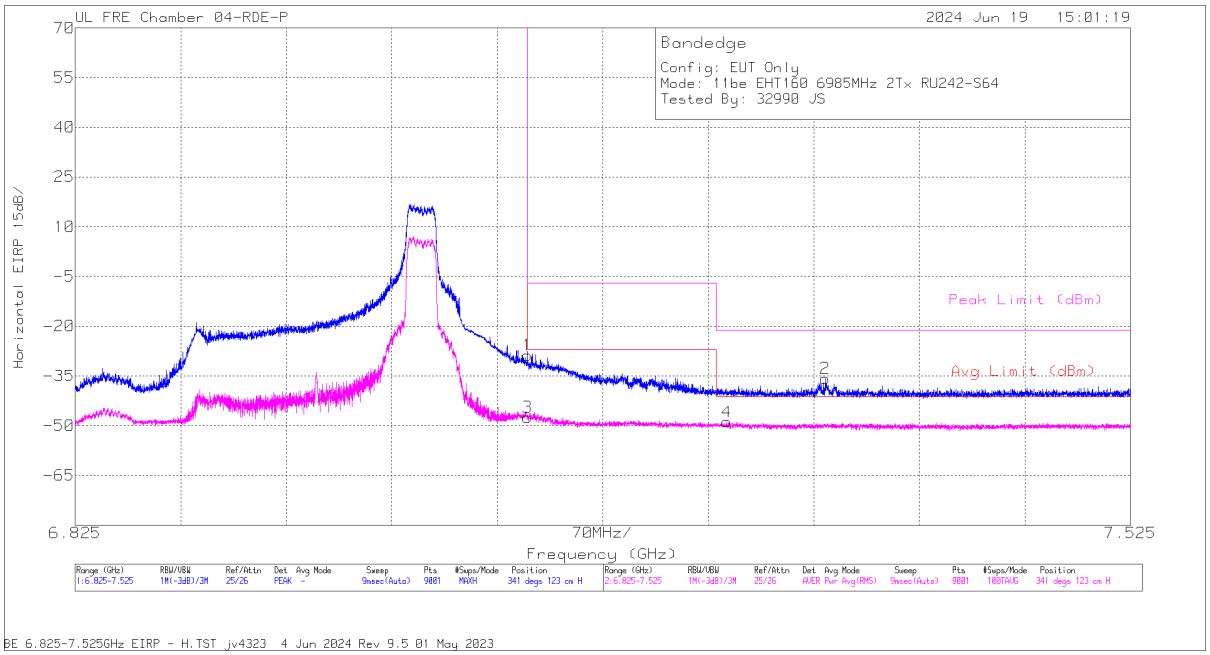

Marker	Frequency (GHz)	Meter Reading (dBm)	Det	79834 3m ACF (dB/m)	Conversion Factor (dB)	DCCF (dB)	Gain/Loss (dB)	Corrected Reading EIRP	Avg Limit (dBm)	RMS Margin (dB)	Peak Limit (dBm)	PK Margin (dB)	Azimuth (Degs)	Height (cm)	Polarity
1	7.125	-38.82	Pk	35.7	11.8	0	-37.49	-28.81	-	-	-7	-21.81	341	123	H
3	7.125	-58.44	RMS	35.7	11.8	0.67	-37.49	-47.76	-27	-20.76	-	-	341	123	H
4	7.25714	-59.45	RMS	35.6	11.8	0.67	-37.86	-49.24	-41.2	-8.04	-	-	341	123	H
2	7.32239	-45.07	Pk	35.5	11.8	0	-38	-35.77	-	-	-21.2	-14.57	341	123	H

Pk - Peak detector
RMS - RMS detection

UL VERIFICATION SERVICES
47173 Benicia Street, Fremont, CA 94538; USA TEL:(510) 319-4000 FAX:(510) 661-0888
This report shall not be reproduced except in full, without the written approval of UL VERIFICATION SERVICES

VERTICAL RESULT

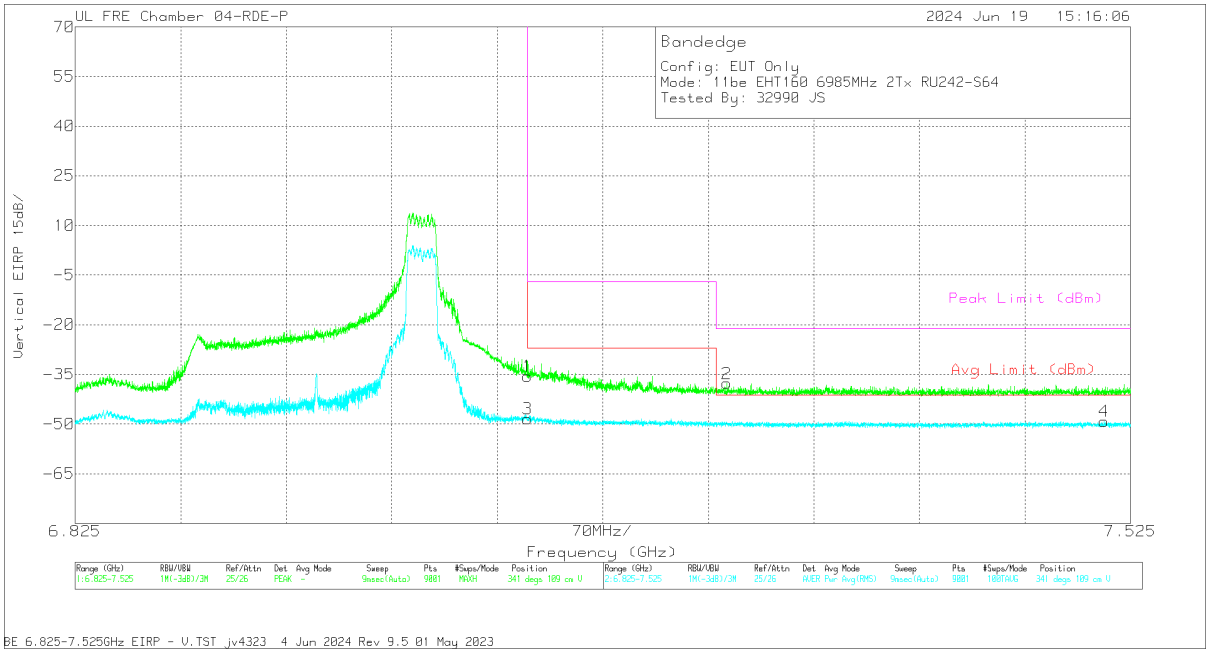

Marker	Frequency (GHz)	Meter Reading (dBm)	Det	79834 3m ACF (dB/m)	Conversion Factor (dB)	DCCF (dB)	Gain/Loss (dB)	Corrected Reading EIRP	Avg Limit (dBm)	RMS Margin (dB)	Peak Limit (dBm)	PK Margin (dB)	Azimuth (Degs)	Height (cm)	Polarity
1	7.125	-45.57	Pk	35.7	11.8	0	-37.49	-35.56	-	-	-7	-28.56	341	109	V
3	7.125	-59.43	RMS	35.7	11.8	0.67	-37.49	-48.75	-27	-21.75	-	-	341	109	V
2	7.25729	-47.28	Pk	35.6	11.8	0	-37.87	-37.75	-	-	-21.2	-16.55	341	109	V
4	7.507658	-59.36	RMS	35.6	11.8	0.67	-38.21	-49.5	-41.2	-8.3	-	-	341	109	V

Pk - Peak detector
RMS - RMS detection

UL VERIFICATION SERVICES
47173 Benicia Street, Fremont, CA 94538; USA TEL:(510) 319-4000 FAX:(510) 661-0888
This report shall not be reproduced except in full, without the written approval of UL VERIFICATION SERVICES

1.1.12. 802.11be MIMO MODE IN UNII-8 BAND – SPURIOUS EMISSIONS

20MHz

UNII-8 (MIMO CDD)	Channel Frequency (MHz)	Ant. #	Frequency (GHz)	Meter Reading (dBuV)	Det	AF (dB/m)	Amp/Cbl/ Fltr/Pad (dB)	DCCF (dB)	Correct Reading (dBuV/m)	Avg Limit (dBuV/m)	Avg Margin (dB)	Pk Limit (dBuV/m)	Pk Margin (dB)	Azimuth (Degs)	Height (cm)	Polarity
11be (SU Mode / Highest Power)	6895	6 + 5	* 2.887006	58.48	PK-U	32.6	-48.3	0	42.78	-	-	74	-31.22	178	286	H
			* 2.887836	47.4	ADR	32.6	-48.3	0	31.7	54	-22.3	-	-	178	286	H
			* 2.892312	58.65	PK-U	32.6	-48.3	0	42.95	-	-	74	-31.05	316	344	V
			* 2.894096	47.53	ADR	32.6	-48.3	0	31.83	54	-22.17	-	-	316	344	V
			* 9.048827	55.42	PK-U	36.1	-44.2	0	47.32	-	-	74	-26.68	235	182	H
			* 9.045508	43.46	ADR	36.1	-44.1	0	35.46	54	-18.54	-	-	235	182	H
			* 12.270306	54.09	PK-U	38.9	-42.2	0	50.79	-	-	74	-23.21	356	311	H
			* 12.270727	42.29	ADR	38.9	-42.2	0	38.99	54	-15.01	-	-	356	311	H
			* 9.05026	54.88	PK-U	36.1	-44.2	0	46.78	-	-	74	-27.22	126	166	V
			* 9.050738	43.48	ADR	36.1	-44.2	0	35.38	54	-18.62	-	-	126	166	V
			* 12.26953	53.44	PK-U	38.9	-42.15	0	50.19	-	-	74	-23.81	69	149	V
			* 12.267695	41.95	ADR	38.9	-41.97	0	38.88	54	-15.12	-	-	69	149	V
	6995	6 + 5	* 2.804262	59.38	PK-U	32.4	-48	0	43.78	-	-	74	-30.22	65	376	H
			* 2.804186	47.61	ADR	32.4	-48	0	32.01	54	-21.99	-	-	65	376	H
			* 2.805008	59.39	PK-U	32.4	-48	0	43.79	-	-	74	-30.21	116	342	V
			* 2.803916	47.68	ADR	32.4	-48.01	0	32.07	54	-21.93	-	-	116	342	V
			* 9.061343	55.37	PK-U	36.1	-44.2	0	47.27	-	-	74	-26.73	320	195	H
			* 9.060198	43.52	ADR	36.1	-44.2	0	35.42	54	-18.58	-	-	320	195	H
			* 11.860595	53.29	PK-U	38.7	-41.76	0	50.23	-	-	74	-23.77	61	211	H
			* 11.858943	41.98	ADR	38.7	-41.8	0	38.88	54	-15.12	-	-	61	211	H
			* 9.060696	55.54	PK-U	36.1	-44.2	0	47.44	-	-	74	-26.56	76	153	V
			* 9.059285	43.58	ADR	36.1	-44.27	0	35.41	54	-18.59	-	-	76	153	V
			* 11.856645	53.83	PK-U	38.7	-41.8	0	50.73	-	-	74	-23.27	107	253	V
			* 11.854135	42.26	ADR	38.7	-41.89	0	39.07	54	-14.93	-	-	107	253	V
	7095	6 + 5	* 11.86286	53.98	PK-U	38.7	-41.89	0	50.79	-	-	74	-23.21	344	142	H
			* 11.859985	41.93	ADR	38.7	-41.7	0	38.93	54	-15.07	-	-	344	142	H
			* 11.19574	54.05	PK-U	38	-42.73	0	49.32	-	-	74	-24.68	177	175	V
			* 11.196538	42.82	ADR	38	-42.7	0	38.12	54	-15.88	-	-	177	175	V
			1.793158	49.64	ADR	30.2	-48.7	0	31.14	68.2	-37.06	-	-	21	384	V
			1.793665	61.33	PK-U	30.2	-48.7	0	42.83	-	-	88.2	-45.37	21	384	V
			1.79545	49.55	ADR	30.2	-48.74	0	31.01	68.2	-37.19	-	-	307	142	H
			1.798934	61.24	PK-U	30.2	-48.7	0	42.74	-	-	88.2	-45.46	307	142	H
			12.796283	42.33	ADR	39.1	-41.63	0	39.8	68.2	-28.4	-	-	124	211	V
			12.797124	53.95	PK-U	39.1	-41.71	0	51.34	-	-	88.2	-36.86	124	211	V
			13.133046	53.58	PK-U	39	-41.8	0	50.78	-	-	88.2	-37.42	24	295	H
			13.135677	42.22	ADR	39	-41.63	0	39.59	68.2	-28.61	-	-	24	295	H
	7115	6 + 5	* 11.646539	53.29	PK-U	38.4	-42.5	0	49.19	-	-	74	-24.81	316	237	H
			* 11.643817	41.8	ADR	38.4	-42.5	0	37.7	54	-16.3	-	-	316	237	H
			1.897345	61.71	PK-U	30.9	-49.3	0	43.31	-	-	88.2	-44.89	94	276	H
			1.897962	50.31	ADR	30.9	-49.3	0	31.91	68.2	-36.29	-	-	94	276	H
			1.939309	50.59	ADR	31	-49	0	32.59	68.2	-35.61	-	-	8	183	V
			1.939622	62.11	PK-U	31	-49	0	44.11	-	-	88.2	-44.09	8	183	V
			10.474737	55.76	PK-U	37.9	-44.6	0	49.06	-	-	88.2	-39.14	283	386	V
			10.475267	44.24	ADR	37.9	-44.6	0	37.54	68.2	-30.66	-	-	283	386	V
			12.766055	42.24	ADR	39.1	-42.3	0	39.04	68.2	-29.16	-	-	190	342	V
			12.767811	54.13	PK-U	39.1	-42.3	0	50.93	-	-	88.2	-37.27	190	342	V
			15.136187	53.31	PK-U	40.1	-41.2	0	52.21	-	-	88.2	-35.99	131	333	H
			15.137896	41.66	ADR	40.1	-41.2	0	40.56	68.2	-27.64	-	-	131	333	H
11be (Partial RU Mode / Highest PSD)	6895 (106+26T-Index 82)	6 + 5	* 2.756702	59.8	PK-U	32.3	-48.2	0	43.9	-	-	74	-30.1	255	250	H
			* 2.75603	48.21	ADR	32.3	-48.2	0	32.31	54	-21.69	-	-	255	250	H
			* 2.760188	59.89	PK-U	32.3	-48.2	0	43.99	-	-	74	-30.01	138	262	V
			* 2.759344	48.08	ADR	32.3	-48.2	0	32.18	54	-21.82	-	-	138	262	V
			* 9.414834	55.47	PK-U	36.3	-44.6	0	47.17	-	-	74	-26.83	73	124	H
			* 9.414244	44.02	ADR	36.3	-44.6	0	35.72	54	-18.28	-	-	73	124	H
			* 11.857986	53.96	PK-U	38.7	-41.8	0	50.86	-	-	74	-23.14	273	101	H
			* 11.854891	42	ADR	38.7	-41.81	0	38.89	54	-15.11	-	-	273	101	H
			* 9.412442	55.47	PK-U	36.3	-44.5	0	47.27	-	-	74	-26.73	329	377	V
			* 9.41349	44.04	ADR	36.3	-44.55	0	35.79	54	-18.21	-	-	329	377	V
			* 11.860467	53.46	PK-U	38.7	-41.75	0	50.41	-	-	74	-23.59	217	191	V
			* 11.857119	42.25	ADR	38.7	-41.8	0	39.15	54	-14.85	-	-	217	191	V
	6995 (106+26T-Index 82)	6 + 5	* 2.374605	60.87	PK-U	32	-49.1	0	43.77	-	-	74	-30.23	28	377	H
			* 2.375382	49.15	ADR	32	-49.06	0	32.09	54	-21.91	-	-	28	377	H
			* 2.374576	60.43	PK-U	32	-49.1	0	43.33	-	-	74	-30.67	77	220	V
			* 2.373268	49.21	ADR	32	-49.1	0	32.11	54	-21.89	-	-	77	220	V
			* 9.006597	54.66	PK-U	36.1	-43.9	0	46.86	-	-	74	-27.14	154	382	H
			* 11.636218	54.35	PK-U	38.4	-42.42	0	50.33	-	-	74	-23.67	154	382	H
			* 11.63384	41.86	ADR	38.4	-42.4	0	37.86	54	-16.14	-	-	26	135	H
			* 9.005936	54.76	PK-U	36.1	-43.9	0	46.96	-	-	74	-27.04	26	135	V
			* 9.008359	43.34	ADR	36.1	-44	0	35.44	54	-18.56	-	-	84	220	V
			* 11.639252	53.28	PK-U	38.4	-42.5	0	49.18	-	-	74	-24.82	84	220	V
			* 11.63937	41.87	ADR	38.4	-42.5	0	37.77	54	-16.23	-	-	311	130	V
			8.97555	43.42	ADR	36.1	-44.15	0	35.37	68.2	-32.83	-	-	311	130	H
	7095 (106+26T-Index 83)	6 + 5	* 11.850702	54.73	PK-U	38.6	-41.9	0	51.43	-	-	74	-22.57	348	302	H
			* 11.851737	42	ADR	38.6	-41.9	0	38.7	54	-15.3	-	-	348	302	H
			* 11.18719	53.99	PK-U	38	-42.9	0	49.09	-	-	74	-24.91	51	114	V
			* 11.187594	42.48	ADR	38	-42.9	0	37.58	54	-16.42	-	-	51	114	V
			1.740877	61.91	PK-U	29.6	-49.2	0	42.31	-	-	88.2	-45.89	58	266	H
			1.743335	50.28	ADR	29.6	-49.2	0	30.68	68.2	-37.52	-	-	58	266	H
			1.898249	50.38	ADR	30.9	-49.3	0	31.98	68.2	-36.22	-	-	216	250	V
			1.900377	61.82	PK-U	30.9	-49.3	0	43.42	-	-	88.2	-44.78	216	250	V
			13.20398	42.29	ADR	39	-41.6	0	39.69	68.2	-28.51	-	-	20	157	V
			13.204323	54.12	PK-U	39	-41.63	0	51.49	-	-	88.2	-36.71	20	157	V
			15.111532	53.43	PK-U	40.1	-41	0	52.53	-	-	88.2	-35.67	8	291	H
			15.113311	41.88	ADR	40.1	-41	0	40.98	68.2	-27.22	-	-	8	291	H

* - indicates frequency in CFR47 Pt 15 / IC RSS-Restricted Band
Pk - Peak detector
RMS - RMS detection

UL VERIFICATION SERVICES
47173 Benicia Street, Fremont, CA 94538; USA TEL:(510) 319-4000 FAX:(510) 661-0888
This report shall not be reproduced except in full, without the written approval of UL VERIFICATION SERVICES

HARMONICS AND SPURIOUS EMISSIONS (LOW CHANNEL / 6895MHz)

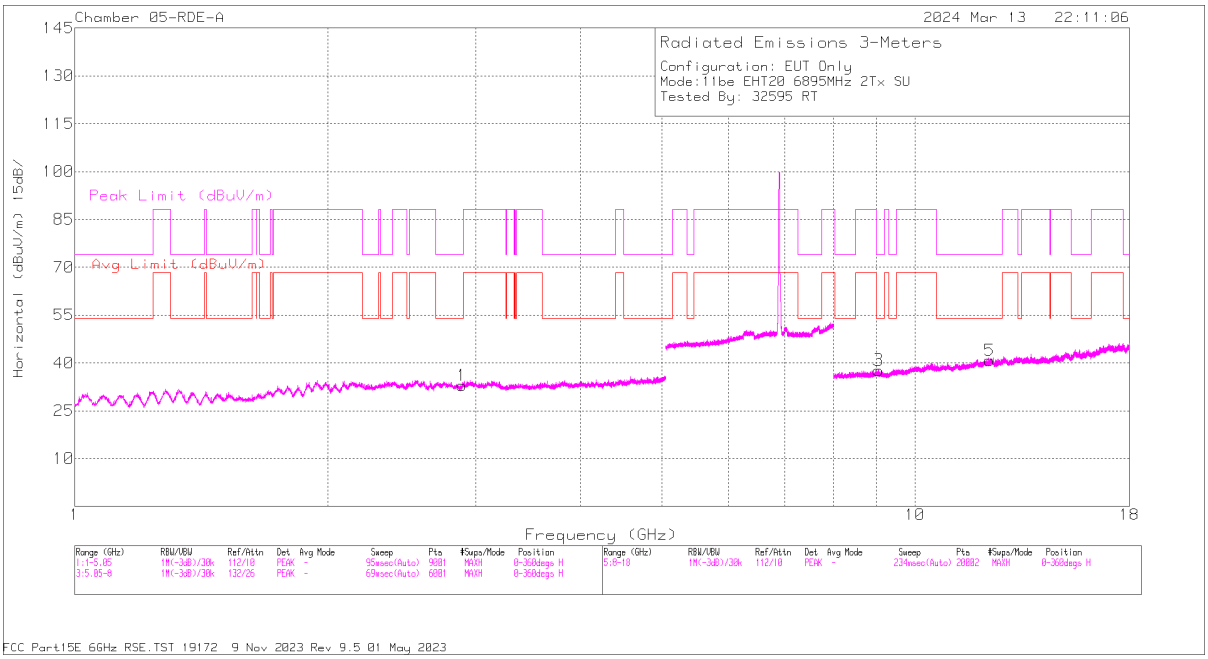

HORIZONTAL

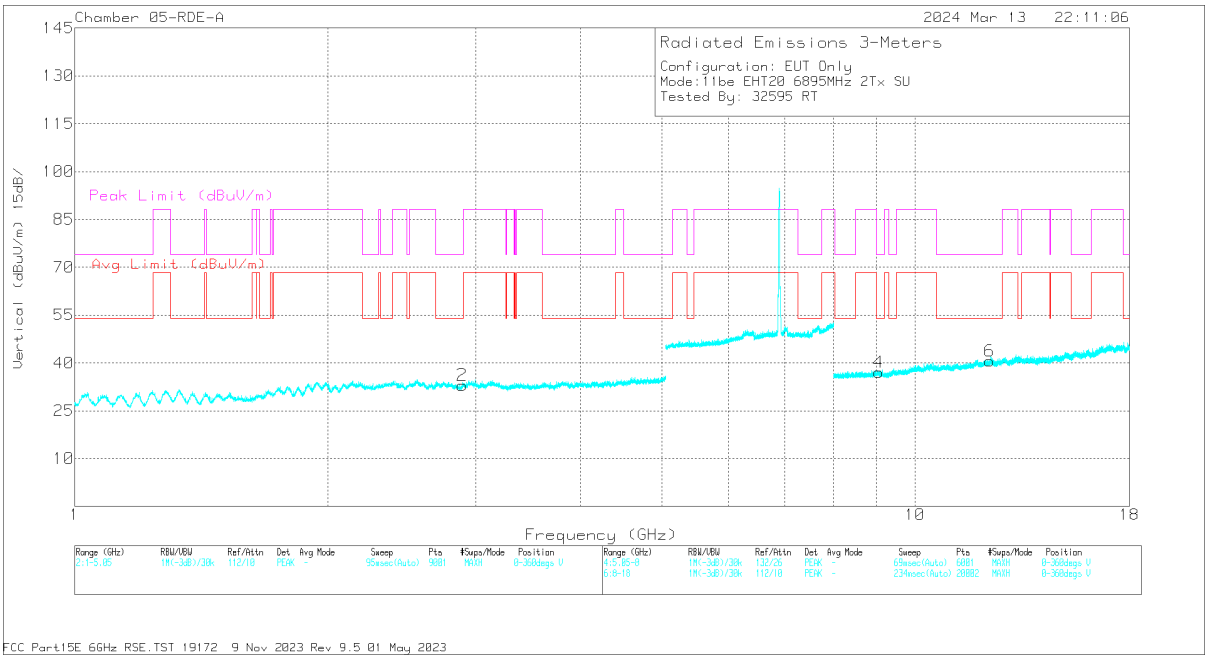

VERTICAL

UL VERIFICATION SERVICES
47173 Benicia Street, Fremont, CA 94538; USA TEL:(510) 319-4000 FAX:(510) 661-0888
This report shall not be reproduced except in full, without the written approval of UL VERIFICATION SERVICES

RADIATED EMISSIONS

Marker	Frequency (GHz)	Meter Reading (dBuV)	Det	80403 ACF 3m (dB/m)	DCCF (dB)	Gain/Loss (dB)	Corrected Reading (dBuV/m)	Avg Limit (dBuV/m)	Margin (dB)	Peak Limit (dBuV/m)	PK Margin (dB)	Azimuth (Degs)	Height (cm)	Polarity
1	* 2.887006	58.48	PK-U	32.6	0	-48.3	42.78	-	-	74	-31.22	178	286	H
1	* 2.887836	47.4	ADR	32.6	0	-48.3	31.7	54	-22.3	-	-	178	286	H
2	* 2.892312	58.65	PK-U	32.6	0	-48.3	42.95	-	-	74	-31.05	316	344	V
2	* 2.894096	47.53	ADR	32.6	0	-48.3	31.83	54	-22.17	-	-	316	344	V
3	* 9.048827	55.42	PK-U	36.1	0	-44.2	47.32	-	-	74	-26.68	235	182	H
3	* 9.045508	43.46	ADR	36.1	0	-44.1	35.46	54	-18.54	-	-	235	182	H
5	* 12.270306	54.09	PK-U	38.9	0	-42.2	50.79	-	-	74	-23.21	356	311	H
5	* 12.270727	42.29	ADR	38.9	0	-42.2	38.99	54	-15.01	-	-	356	311	H
4	* 9.05026	54.88	PK-U	36.1	0	-44.2	46.78	-	-	74	-27.22	126	166	V
4	* 9.050738	43.48	ADR	36.1	0	-44.2	35.38	54	-18.62	-	-	126	166	V
6	* 12.26953	53.44	PK-U	38.9	0	-42.15	50.19	-	-	74	-23.81	69	149	V
6	* 12.267695	41.95	ADR	38.9	0	-41.97	38.88	54	-15.12	-	-	69	149	V

* - indicates frequency in CFR47 Pt 15 / IC RSS-Restricted Band
PK-U - U-NII: Maximum Peak
ADR - U-NII AD primary method, RMS average

UL VERIFICATION SERVICES
47173 Benicia Street, Fremont, CA 94538; USA TEL:(510) 319-4000 FAX:(510) 661-0888
This report shall not be reproduced except in full, without the written approval of UL VERIFICATION SERVICES

40MHz

UNII-8 (MIMO CDD)	Channel Frequency (MHz)	Ant. #	Frequency (GHz)	Meter Reading (dBuV)	Det	AF (dB/m)	Amp/Cbl/ Fltr/Pad (dB)	DCCF (dB)	Correct Reading (dBuV/m)	Avg Limit (dBuV/m)	Avg Margin (dB)	Pk Limit (dBuV/m)	Pk Margin (dB)	Azimuth (Degs)	Height (cm)	Polarity
11be (SU Mode / Highest Power)	6885 (Straddle)	6 + 5	1.889803	61.64	PK-U	31.4	-48.85	0	44.19	-	-	88.2	-44.01	357	394	H
			1.892692	49.95	ADR	31.4	-48.91	0	32.44	68.2	-35.76	-	-	357	394	H
			1.942175	61.49	PK-U	31.5	-48.77	0	44.22	-	-	88.2	-43.98	53	107	V
			1.944668	50.02	ADR	31.5	-48.78	0	32.74	68.2	-35.46	-	-	53	107	V
			10.362246	58.5	PK-U	37.8	-45.98	0	50.32	-	-	88.2	-37.88	157	397	H
			10.363214	46.97	ADR	37.8	-46.06	0	38.71	68.2	-29.49	-	-	157	397	H
			11.337695	55.53	PK-U	37.8	-43.67	0	49.66	-	-	74	-24.34	139	167	V
			11.338839	44.09	ADR	37.8	-43.63	0	38.26	54	-15.74	-	-	139	167	V
			15.299069	55.81	PK-U	40	-42.89	0	52.92	-	-	88.2	-35.28	145	161	H
			15.304477	44.03	ADR	40	-42.93	0	41.1	68.2	-27.1	-	-	145	161	H
			16.098781	55.64	PK-U	40.9	-43.41	0	53.13	-	-	74	-20.87	111	116	V
			16.103631	44.31	ADR	40.9	-43.24	0	41.97	54	-12.03	-	-	111	116	V
	6965	6 + 5	2.492674	61.23	PK-U	32.5	-49.26	0	44.47	-	-	74	-29.53	283	231	H
			2.505243	49.73	ADR	32.5	-49.05	0	33.18	68.2	-35.02	-	-	283	231	H
			2.563162	49.46	ADR	32.6	-48.67	0	33.39	68.2	-34.81	-	-	220	302	V
			2.565906	60.62	PK-U	32.7	-48.83	0	44.49	-	-	88.2	-43.71	220	302	V
			9.597574	57.16	PK-U	36.6	-45.18	0	48.58	-	-	88.2	-39.62	342	117	H
			9.599732	45.78	ADR	36.6	-45.21	0	37.17	68.2	-31.03	-	-	342	117	H
			9.768847	45.89	ADR	36.9	-45.85	0	36.94	68.2	-31.26	-	-	283	274	V
			9.769527	57.06	PK-U	36.9	-45.84	0	48.12	-	-	88.2	-40.08	283	274	V
			15.984029	56.52	PK-U	40.8	-43.46	0	53.86	-	-	74	-20.14	145	348	H
			15.9939	45.03	ADR	40.8	-43.39	0	42.44	54	-11.56	-	-	145	348	H
			17.512325	55.02	PK-U	41.5	-41.93	0	54.59	-	-	88.2	-33.61	16	294	V
			17.51492	43.43	ADR	41.5	-41.8	0	43.13	68.2	-25.07	-	-	16	294	V
	7085	6 + 5	* 3.983693	58.92	PK-U	33.4	-47.35	0	44.97	-	-	74	-29.03	332	217	H
			* 3.98026	46.79	ADR	33.4	-47.2	0	32.99	54	-21.01	-	-	332	217	H
			* 3.983493	58.24	PK-U	33.4	-47.33	0	44.31	-	-	74	-29.69	124	388	V
			* 3.980431	46.7	ADR	33.4	-47.21	0	32.89	54	-21.11	-	-	124	388	V
			* 16.089791	55.43	PK-U	40.9	-43.39	0	52.94	-	-	74	-21.06	56	315	H
			* 16.086567	43.84	ADR	40.9	-43.38	0	41.36	54	-12.64	-	-	56	315	H
			* 16.083122	55.53	PK-U	40.9	-43.35	0	53.08	-	-	74	-20.92	285	148	V
			* 16.081636	44.01	ADR	40.9	-43.4	0	41.51	54	-12.49	-	-	285	148	V
			5.331421	62.49	PK-U	34.3	-39.2	0	57.59	-	-	88.2	-30.61	311	141	H
			5.33145	50.83	ADR	34.3	-39.2	0	45.93	68.2	-22.27	-	-	311	141	H
			5.332182	48.8	ADR	34.3	-39.22	0	43.88	68.2	-24.32	-	-	287	268	V
			5.333508	60.86	PK-U	34.3	-39.13	0	56.03	-	-	88.2	-32.17	287	268	V
11be (Partial RU Mode / Highest PSD)	6885 (Straddle) (106+26T-Index 82)	6 + 5	1.997846	61.05	PK-U	31.4	-48.79	0	43.66	-	-	88.2	-44.54	140	245	H
			1.998731	49.97	ADR	31.4	-48.74	0.19	32.82	68.2	-35.38	-	-	140	245	H
			2.557806	49.49	ADR	32.6	-48.89	0.19	33.39	68.2	-34.81	-	-	98	295	V
			2.558448	60.7	PK-U	32.6	-48.86	0	44.44	-	-	88.2	-43.76	98	295	V
			10.248324	47.48	ADR	37.7	-46.01	0.19	39.36	68.2	-28.84	-	-	329	376	H
			10.250297	58.61	PK-U	37.7	-46.05	0	50.26	-	-	88.2	-37.94	329	376	H
			10.33288	47.19	ADR	37.8	-46.31	0.19	38.87	68.2	-29.33	-	-	319	121	V
			10.336971	58.63	PK-U	37.8	-46.31	0	50.12	-	-	88.2	-38.08	319	121	V
			16.823769	56.62	PK-U	41.9	-42.94	0	55.58	-	-	88.2	-32.62	212	379	H
			16.82953	45.11	ADR	41.9	-42.89	0.19	44.31	68.2	-23.89	-	-	212	379	H
			17.287656	43.58	ADR	41.5	-42.3	0.19	42.97	68.2	-25.23	-	-	84	184	V
			17.295375	55.02	PK-U	41.5	-42.35	0	54.17	-	-	88.2	-34.03	84	184	V
	6965 (106+26T-Index 82)	6 + 5	1.946011	50.22	ADR	31.5	-48.76	0.19	33.15	68.2	-35.05	-	-	309	225	H
			1.947288	61.89	PK-U	31.5	-48.82	0	44.57	-	-	88.2	-43.63	309	225	H
			2.937159	48.77	ADR	32.4	-48.43	0.19	32.93	68.2	-35.27	-	-	336	192	V
			2.939643	60.59	PK-U	32.5	-48.37	0	44.72	-	-	88.2	-43.48	336	192	V
			11.981143	44.06	ADR	38.5	-43.9	0.19	38.85	54	-15.15	-	-	277	272	H
			11.983962	55.43	PK-U	38.5	-43.76	0	50.17	-	-	74	-23.83	277	272	H
			13.535787	56.75	PK-U	38.9	-44.17	0	51.48	-	-	88.2	-36.72	321	259	V
			13.540159	45.39	ADR	38.9	-44.12	0.19	40.36	68.2	-27.84	-	-	321	259	V
			14.860552	56.46	PK-U	39.8	-43.43	0	52.83	-	-	88.2	-35.37	271	374	H
			14.868881	45.28	ADR	39.8	-43.25	0.19	42.02	68.2	-26.18	-	-	271	374	H
			15.519231	44.37	ADR	40.2	-43.28	0.19	41.48	54	-12.52	-	-	122	242	V
			15.529806	55.89	PK-U	40.2	-43.22	0	52.87	-	-	74	-21.13	122	242	V
	7085 (106+26T-Index 85)	6 + 5	* 2.719665	61.27	PK-U	32.4	-48.86	0	44.81	-	-	74	-29.19	8	264	H
			* 2.722726	49.31	ADR	32.4	-48.85	0.19	33.05	54	-20.95	-	-	8	264	H
			* 2.719959	60.91	PK-U	32.4	-48.85	0	44.46	-	-	74	-29.54	219	348	V
			* 2.719799	49.37	ADR	32.4	-48.85	0.19	33.11	54	-20.89	-	-	219	348	V
			* 11.098933	56.02	PK-U	37.9	-43.28	0	50.64	-	-	74	-23.36	5	232	H
			* 11.096644	44.89	ADR	37.9	-43.42	0.19	39.56	54	-14.44	-	-	5	232	H
			* 11.101627	56.49	PK-U	37.9	-43.24	0	51.15	-	-	74	-22.85	284	393	V
			* 11.098857	45.39	ADR	37.9	-43.28	0.19	40.2	54	-13.8	-	-	284	393	V
			5.323182	50.98	ADR	34.3	-39.18	0.19	46.29	68.2	-21.91	-	-	282	103	V
			5.3247	61.99	PK-U	34.3	-39.16	0	57.13	-	-	88.2	-31.07	282	103	V
			5.327046	54.01	ADR	34.3	-39.23	0.19	49.27	68.2	-18.93	-	-	322	138	H
			5.328521	64.82	PK-U	34.3	-39.22	0	59.9	-	-	88.2	-28.3	322	138	H

* - indicates frequency in CFR47 Pt 15 / IC RSS-Restricted Band
Pk - Peak detector
RMS - RMS detection

UL VERIFICATION SERVICES
47173 Benicia Street, Fremont, CA 94538; USA TEL:(510) 319-4000 FAX:(510) 661-0888
This report shall not be reproduced except in full, without the written approval of UL VERIFICATION SERVICES

HARMONICS AND SPURIOUS EMISSIONS (STRADDLE CHANNEL / 6885MHz)

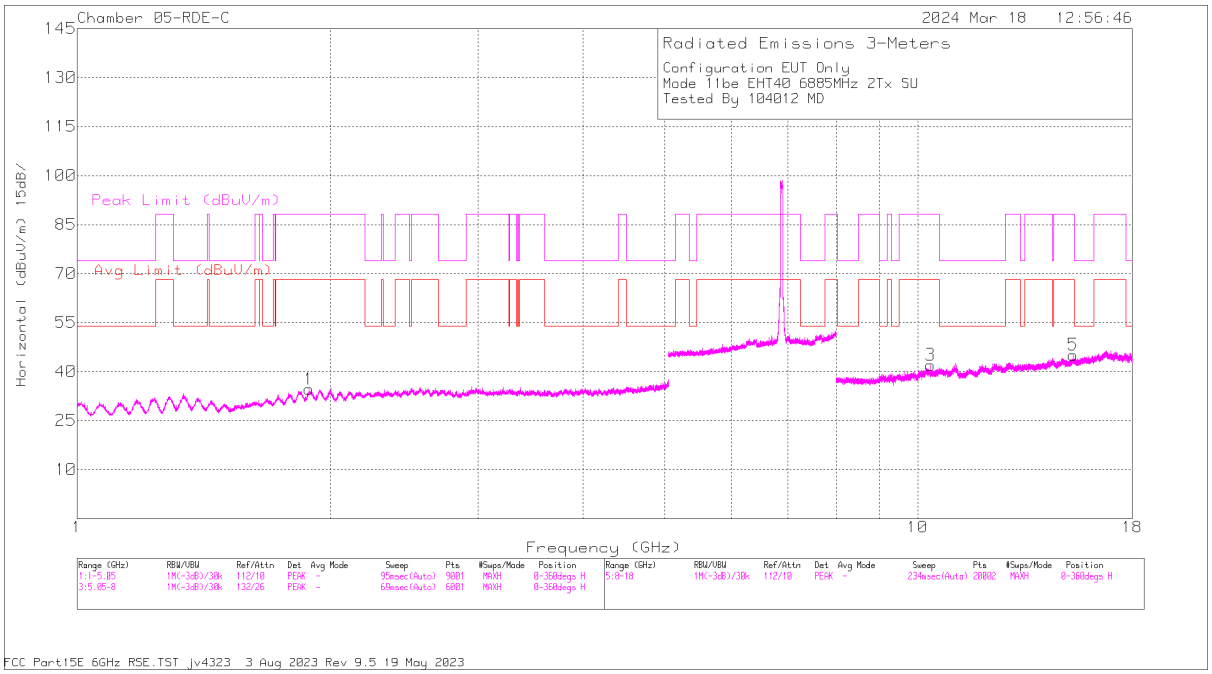

HORIZONTAL

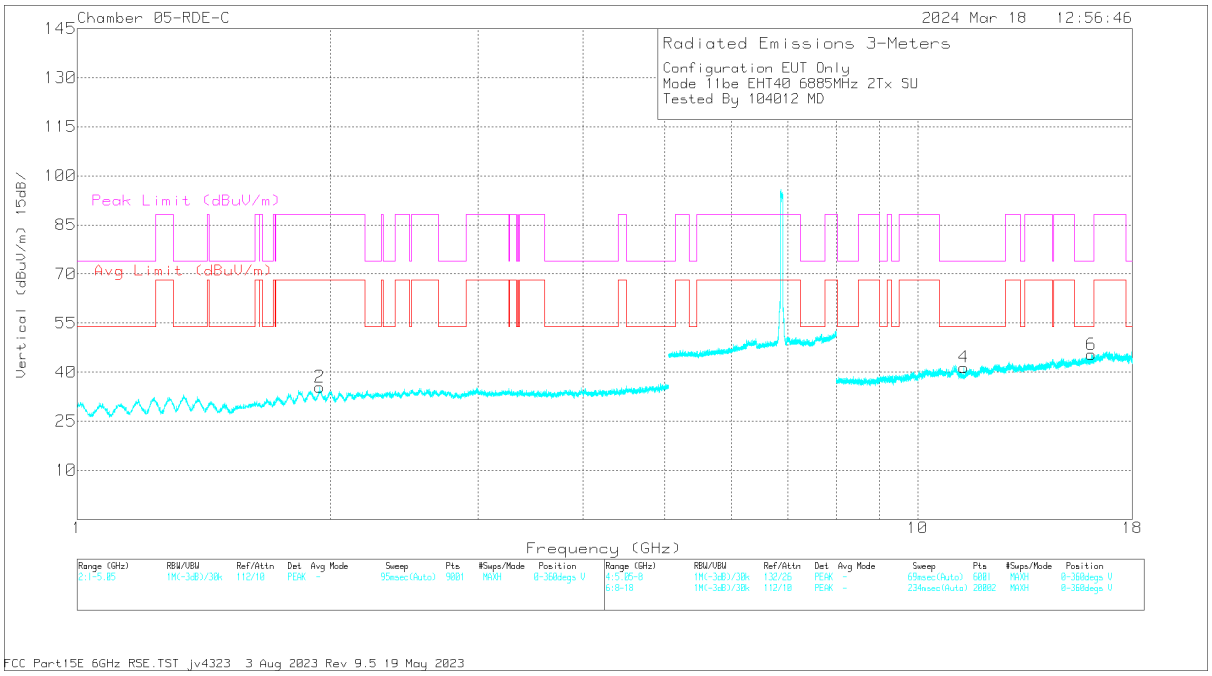

VERTICAL

UL VERIFICATION SERVICES
47173 Benicia Street, Fremont, CA 94538; USA TEL:(510) 319-4000 FAX:(510) 661-0888
This report shall not be reproduced except in full, without the written approval of UL VERIFICATION SERVICES

RADIATED EMISSIONS

Marker	Frequency (GHz)	Meter Reading (dBuV)	Det	81887 ACF 3m (dB/m)	DCCF (dB)	Gain/Loss (dB)	Corrected Reading (dBuV/m)	Avg Limit (dBuV/m)	Margin (dB)	Peak Limit (dBuV/m)	PK Margin (dB)	Azimuth (Degs)	Height (cm)	Polarity
1	1.889803	61.64	PK-U	31.4	0	-48.85	44.19	-	-	88.2	-44.01	357	394	H
1	1.892692	49.95	ADR	31.4	0	-48.91	32.44	68.2	-35.76	-	-	357	394	H
2	1.942175	61.49	PK-U	31.5	0	-48.77	44.22	-	-	88.2	-43.98	53	107	V
2	1.944668	50.02	ADR	31.5	0	-48.78	32.74	68.2	-35.46	-	-	53	107	V
3	10.362246	58.5	PK-U	37.8	0	-45.98	50.32	-	-	88.2	-37.88	157	397	H
3	10.363214	46.97	ADR	37.8	0	-46.06	38.71	68.2	-29.49	-	-	157	397	H
4	11.337695	55.53	PK-U	37.8	0	-43.67	49.66	-	-	74	-24.34	139	167	V
4	11.338839	44.09	ADR	37.8	0	-43.63	38.26	54	-15.74	-	-	139	167	V
5	15.299069	55.81	PK-U	40	0	-42.89	52.92	-	-	88.2	-35.28	145	161	H
5	15.304477	44.03	ADR	40	0	-42.93	41.1	68.2	-27.1	-	-	145	161	H
6	16.098781	55.64	PK-U	40.9	0	-43.41	53.13	-	-	74	-20.87	111	116	V
6	16.103631	44.31	ADR	40.9	0	-43.24	41.97	54	-12.03	-	-	111	116	V

PK-U - U-NII: Maximum Peak
ADR - U-NII AD primary method, RMS average

UL VERIFICATION SERVICES
47173 Benicia Street, Fremont, CA 94538; USA TEL:(510) 319-4000 FAX:(510) 661-0888
This report shall not be reproduced except in full, without the written approval of UL VERIFICATION SERVICES

80MHz

UNII-8 (MIMO CDD)	Channel Frequency (MHz)	Ant. #	Frequency (GHz)	Meter Reading (dBuV)	Det	AF (dB/m)	Amp/Cbl/ Fltr/Pad (dB)	DCCF (dB)	Correct Reading (dBuV/m)	Avg Limit (dBuV/m)	Avg Margin (dB)	Pk Limit (dBuV/m)	Pk Margin (dB)	Azimuth (Degs)	Height (cm)	Polarity
11be (SU Mode / Highest Power)	6945	6 + 5	* 3.95032	56.66	PK-U	33.6	-46.73	0	43.53	-	-	74	-30.47	341	257	H
			* 3.951087	45.37	ADR	33.6	-46.8	0.14	32.31	54	-21.69	-	-	341	257	H
			* 3.951648	56.77	PK-U	33.6	-46.8	0	43.57	-	-	74	-30.43	178	265	V
			* 3.949239	45.2	ADR	33.6	-46.62	0.14	32.32	54	-21.68	-	-	178	265	V
			* 8.259743	54.46	PK-U	36	-44.13	0	46.33	-	-	74	-27.67	93	370	H
			* 8.258929	43.11	ADR	36	-44.2	0.14	35.05	54	-18.95	-	-	93	370	H
			* 12.071365	53.55	PK-U	38.9	-42.16	0	50.29	-	-	74	-23.71	81	257	H
			* 12.072625	41.68	ADR	38.9	-42.16	0.14	38.56	54	-15.44	-	-	81	257	H
			* 8.264872	54.25	PK-U	36	-44.1	0	46.15	-	-	74	-27.85	177	192	V
			* 8.262309	42.98	ADR	36	-44.1	0.14	35.02	54	-18.98	-	-	177	192	V
			* 12.059648	53.42	PK-U	38.9	-42.14	0	50.18	-	-	74	-23.82	15	106	V
			* 12.060351	41.98	ADR	38.9	-42.1	0.14	38.92	54	-15.08	-	-	15	106	V
	7025	6 + 5	* 3.831809	56.97	PK-U	33.4	-46.3	0	44.07	-	-	74	-29.93	260	300	H
			* 3.830831	44.94	ADR	33.4	-46.3	0.14	32.18	54	-21.82	-	-	260	300	H
			* 3.831394	57.18	PK-U	33.4	-46.3	0	44.28	-	-	74	-29.72	165	343	V
			* 3.832466	45.2	ADR	33.4	-46.3	0.14	32.44	54	-21.56	-	-	165	343	V
			* 9.110164	54.86	PK-U	36.1	-43.9	0	47.06	-	-	74	-26.94	317	102	H
			* 9.108162	43.06	ADR	36.1	-43.9	0.14	35.4	54	-18.6	-	-	317	102	H
			* 11.858244	53.2	PK-U	38.7	-41.8	0	50.1	-	-	74	-23.9	150	165	H
			* 11.855357	41.93	ADR	38.7	-41.8	0.14	38.97	54	-15.03	-	-	150	165	H
			* 9.091843	54.83	PK-U	36.1	-44.2	0	46.73	-	-	74	-27.27	57	172	V
			* 9.091103	43.34	ADR	36.1	-44.2	0.14	35.38	54	-18.62	-	-	57	172	V
			* 11.853701	53.9	PK-U	38.7	-41.87	0	50.73	-	-	74	-23.27	252	387	V
			* 11.851887	42.17	ADR	38.6	-41.9	0.14	39.01	54	-14.99	-	-	252	387	V
11be (Partial RU Mode / Highest PSD)	6945 (484T-Index 65)	6 + 5	* 2.362186	57.92	PK-U	31.5	-47.32	0	42.1	-	-	74	-31.9	213	139	H
			* 2.359923	46.66	ADR	31.5	-47.4	0	30.76	54	-23.24	-	-	213	139	H
			* 2.352401	57.93	PK-U	31.5	-47.4	0	42.03	-	-	74	-31.97	176	227	V
			* 2.351619	46.63	ADR	31.5	-47.4	0	30.73	54	-23.27	-	-	176	227	V
			* 9.364168	54.74	PK-U	36.3	-42.32	0	48.72	-	-	74	-25.28	309	144	H
			* 9.364652	42.77	ADR	36.3	-42.37	0	36.7	54	-17.3	-	-	309	144	H
			* 12.608284	53.62	PK-U	38.9	-41.93	0	50.59	-	-	74	-23.41	140	206	H
			* 12.609532	42.45	ADR	38.9	-42	0	39.35	54	-14.65	-	-	140	206	H
			* 9.423368	54.53	PK-U	36.4	-42.7	0	48.23	-	-	74	-25.77	181	113	V
			* 9.42135	42.89	ADR	36.4	-42.64	0	36.65	54	-17.35	-	-	181	113	V
			* 12.573056	54.07	PK-U	38.9	-41.4	0	51.57	-	-	74	-22.43	125	213	V
			* 12.572397	42.37	ADR	38.9	-41.4	0	39.87	54	-14.13	-	-	125	213	V
	7025 (484T-Index 66)	6 + 5	* 2.351027	57.65	PK-U	31.5	-47.4	0	41.75	-	-	74	-32.25	129	107	H
			* 2.349753	46.25	ADR	31.5	-47.42	0	30.33	54	-23.67	-	-	129	107	H
			* 2.342728	57.88	PK-U	31.4	-47.43	0	41.85	-	-	74	-32.15	99	200	V
			* 2.341764	46.29	ADR	31.4	-47.5	0	30.19	54	-23.81	-	-	99	200	V
			* 9.397954	54.29	PK-U	36.3	-42.3	0	48.29	-	-	74	-25.71	79	140	H
			* 9.395167	42.98	ADR	36.3	-42.4	0	36.88	54	-17.12	-	-	79	140	H
			* 12.66905	54.05	PK-U	39	-42.3	0	50.75	-	-	74	-23.25	191	147	H
			* 12.667568	42.62	ADR	39	-42.3	0	39.32	54	-14.68	-	-	191	147	H
			* 9.448208	54.81	PK-U	36.4	-42.72	0	48.49	-	-	74	-25.51	161	180	V
			* 9.448678	42.65	ADR	36.4	-42.77	0	36.28	54	-17.72	-	-	161	180	V
			* 12.607083	54.11	PK-U	38.9	-41.9	0	51.11	-	-	74	-22.89	148	219	V
			* 12.610471	42.2	ADR	38.9	-42	0	39.1	54	-14.9	-	-	148	219	V

* - indicates frequency in CFR47 Pt 15 / IC RSS-Restricted Band
Pk - Peak detector
RMS - RMS detection

UL VERIFICATION SERVICES
47173 Benicia Street, Fremont, CA 94538; USA TEL:(510) 319-4000 FAX:(510) 661-0888
This report shall not be reproduced except in full, without the written approval of UL VERIFICATION SERVICES

HARMONICS AND SPURIOUS EMISSIONS (LOW CHANNEL / 6945MHz)

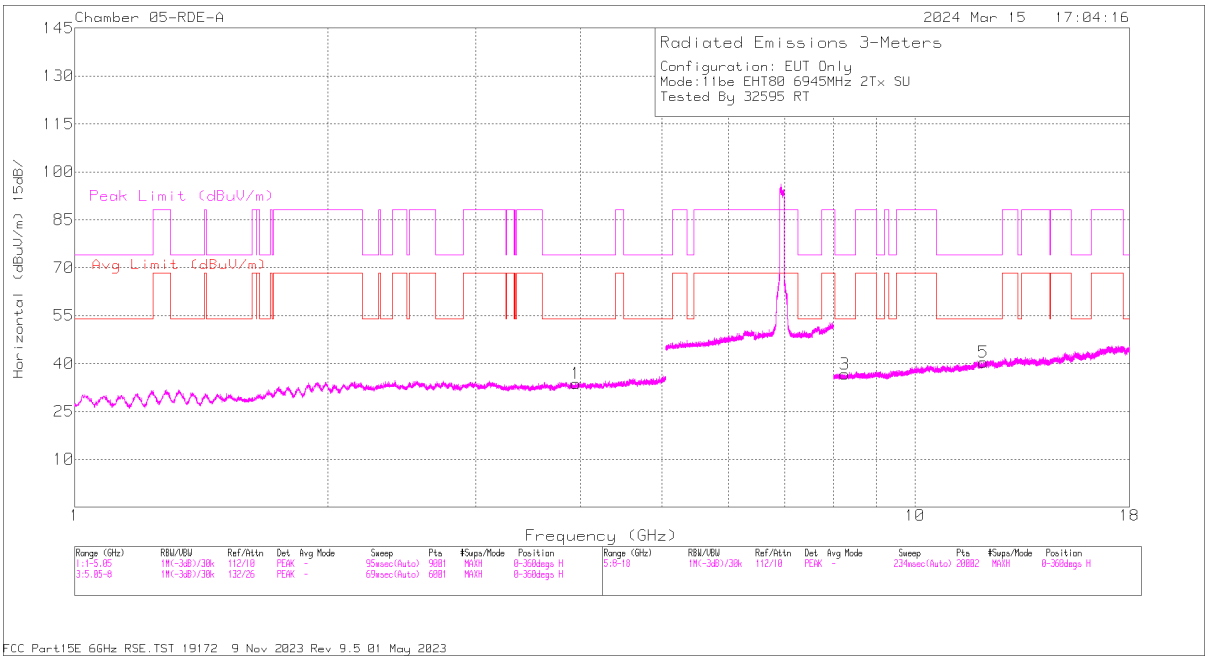

HORIZONTAL

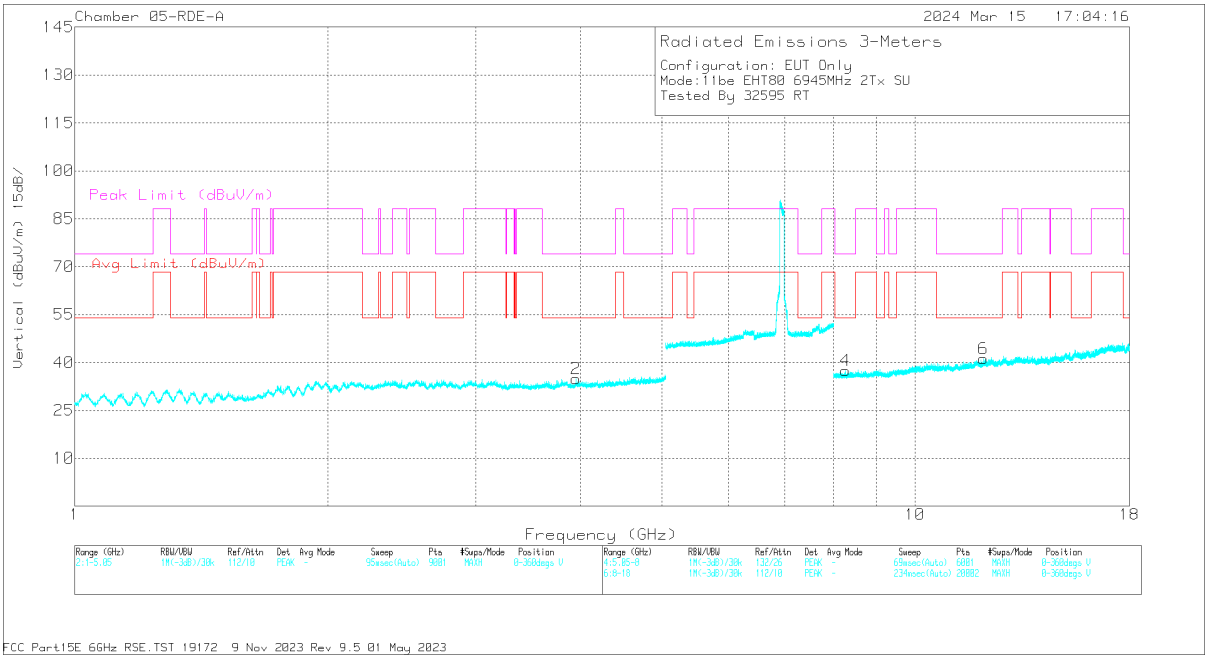

VERTICAL

UL VERIFICATION SERVICES
47173 Benicia Street, Fremont, CA 94538; USA TEL:(510) 319-4000 FAX:(510) 661-0888
This report shall not be reproduced except in full, without the written approval of UL VERIFICATION SERVICES

RADIATED EMISSIONS

Marker	Frequency (GHz)	Meter Reading (dBuV)	Det	80403 ACF 3m (dB/m)	DCCF (dB)	Gain/Loss (dB)	Corrected Reading (dBuV/m)	Avg Limit (dBuV/m)	Margin (dB)	Peak Limit (dBuV/m)	PK Margin (dB)	Azimuth (Degs)	Height (cm)	Polarity
1	* 3.95032	56.66	PK-U	33.6	-46.73	0	43.53	-	-	74	-30.47	341	257	H
1	* 3.951087	45.37	ADR	33.6	-46.8	0.14	32.31	54	-21.69	-	-	341	257	H
2	* 3.951648	56.77	PK-U	33.6	-46.8	0	43.57	-	-	74	-30.43	178	265	V
2	* 3.949239	45.2	ADR	33.6	-46.62	0.14	32.32	54	-21.68	-	-	178	265	V
3	* 8.259743	54.46	PK-U	36	-44.13	0	46.33	-	-	74	-27.67	93	370	H
3	* 8.258929	43.11	ADR	36	-44.2	0.14	35.05	54	-18.95	-	-	93	370	H
5	* 12.071365	53.55	PK-U	38.9	-42.16	0	50.29	-	-	74	-23.71	81	257	H
5	* 12.072625	41.68	ADR	38.9	-42.16	0.14	38.56	54	-15.44	-	-	81	257	H
4	* 8.264872	54.25	PK-U	36	-44.1	0	46.15	-	-	74	-27.85	177	192	V
4	* 8.262309	42.98	ADR	36	-44.1	0.14	35.02	54	-18.98	-	-	177	192	V
6	* 12.059648	53.42	PK-U	38.9	-42.14	0	50.18	-	-	74	-23.82	15	106	V
6	* 12.060351	41.98	ADR	38.9	-42.1	0.14	38.92	54	-15.08	-	-	15	106	V

* - indicates frequency in CFR47 Pt 15 / IC RSS-Restricted Band
PK-U - U-NII: Maximum Peak
ADR - U-NII AD primary method, RMS average

UL VERIFICATION SERVICES
47173 Benicia Street, Fremont, CA 94538; USA TEL:(510) 319-4000 FAX:(510) 661-0888
This report shall not be reproduced except in full, without the written approval of UL VERIFICATION SERVICES

160MHz

UNII-8 (MIMO CDD)	Channel Frequency (MHz)	Ant. #	Frequency (GHz)	Meter Reading (dBuV)	Det	AF (dB/m)	Amp/Cbl/ Fltr/Pad (dB)	DCCF (dB)	Correct Reading (dBuV/m)	Avg Limit (dBuV/m)	Avg Margin (dB)	Pk Limit (dBuV/m)	Pk Margin (dB)	Azimuth (Degs)	Height (cm)	Polarity
11be (SU Mode / Highest Power)	6985	6 + 5	3.939645	43.71	ADR	33.4	-45.2	0.25	32.16	54	-21.84	-	-	274	202	H
			3.941461	55.64	PK-U	33.4	-45.15	0	43.89	-	-	74	-30.11	274	202	H
			3.943665	43.73	ADR	33.4	-45.2	0.25	32.18	54	-21.82	-	-	119	178	V
			3.944217	55.2	PK-U	33.4	-45.2	0	43.4	-	-	74	-30.6	119	178	V
			9.413067	54.53	PK-U	36.3	-42.5	0	48.33	-	-	74	-25.67	235	176	V
			9.413071	42.78	ADR	36.3	-42.5	0.25	36.83	54	-17.17	-	-	235	176	H
			9.41443	53.92	PK-U	36.3	-42.5	0	47.72	-	-	74	-26.28	349	377	H
			9.415035	42.66	ADR	36.4	-42.5	0.25	36.81	54	-17.19	-	-	349	377	V
			12.392668	41.15	ADR	38.8	-41.2	0.25	39	54	-15	-	-	113	222	H
			12.395813	52.94	PK-U	38.8	-41.2	0	50.54	-	-	74	-23.46	113	222	H
			12.400612	52.9	PK-U	38.8	-41.2	0	50.5	-	-	74	-23.5	40	354	V
			12.403933	41.29	ADR	38.8	-41.29	0.25	39.05	54	-14.95	-	-	40	354	V
11be (Partial RU Mode / Highest PSD)	6985 (484T-65)	6 + 5	2.483312	47.04	ADR	32.1	-47.23	0	31.91	68.2	-36.29	-	-	350	259	H
			2.485295	58.54	PK-U	32.1	-47.27	0	43.37	-	-	74	-30.63	350	259	H
			2.494594	46.47	ADR	32.1	-47.3	0	31.27	54	-22.73	-	-	98	316	V
			2.495011	57.65	PK-U	32.1	-47.3	0	42.45	-	-	74	-31.55	98	316	V
			9.107456	43.26	ADR	36	-42.8	0	36.46	54	-17.54	-	-	26	294	V
			9.110198	54.64	PK-U	36	-42.78	0	47.86	-	-	74	-26.14	26	294	V
			9.121895	43.23	ADR	36.1	-42.7	0	36.63	54	-17.37	-	-	182	240	H
			9.12255	54.99	PK-U	36.1	-42.64	0	48.45	-	-	74	-25.55	182	240	H
			11.503641	41.83	ADR	38	-41.5	0	38.33	54	-15.67	-	-	299	248	V
			11.505066	53.28	PK-U	38	-41.5	0	49.78	-	-	74	-24.22	299	248	V
			11.515174	53.29	PK-U	38	-41.5	0	49.79	-	-	74	-24.21	233	177	H
			11.515188	41.78	ADR	38	-41.5	0	38.28	54	-15.72	-	-	233	177	H

* - indicates frequency in CFR47 Pt 15 / IC RSS-Restricted Band
Pk - Peak detector
RMS - RMS detection

UL VERIFICATION SERVICES
47173 Benicia Street, Fremont, CA 94538; USA TEL:(510) 319-4000 FAX:(510) 661-0888
This report shall not be reproduced except in full, without the written approval of UL VERIFICATION SERVICES

HARMONICS AND SPURIOUS EMISSIONS (LOW CHANNEL / 6985MHz)

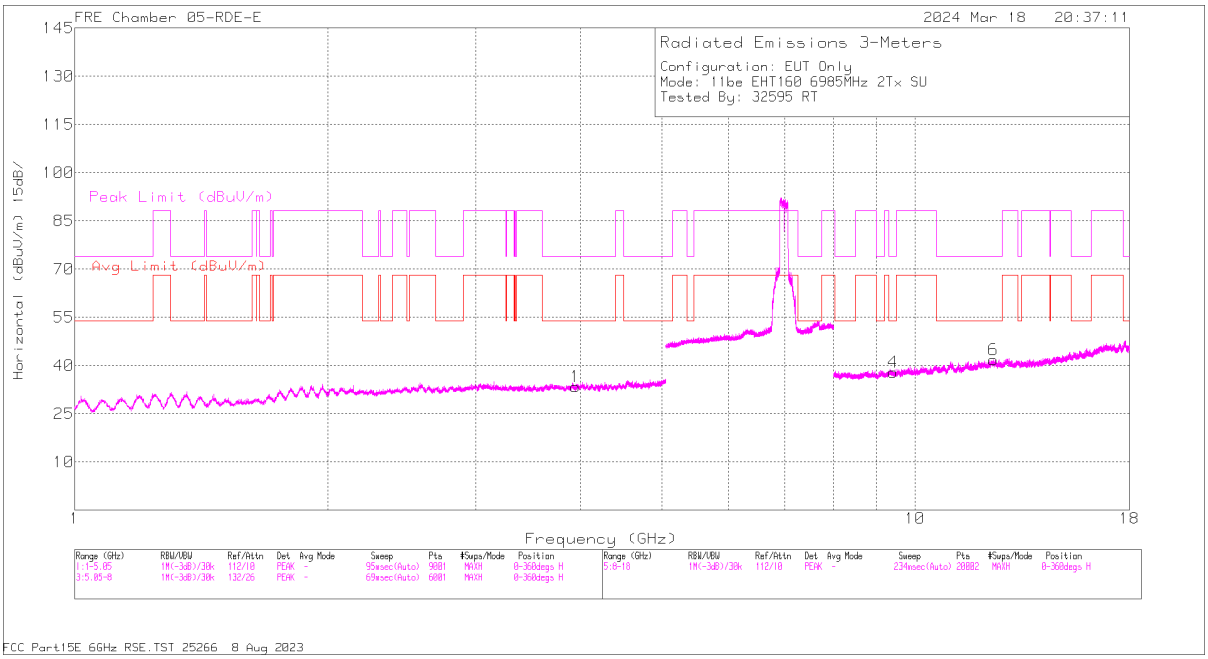

HORIZONTAL

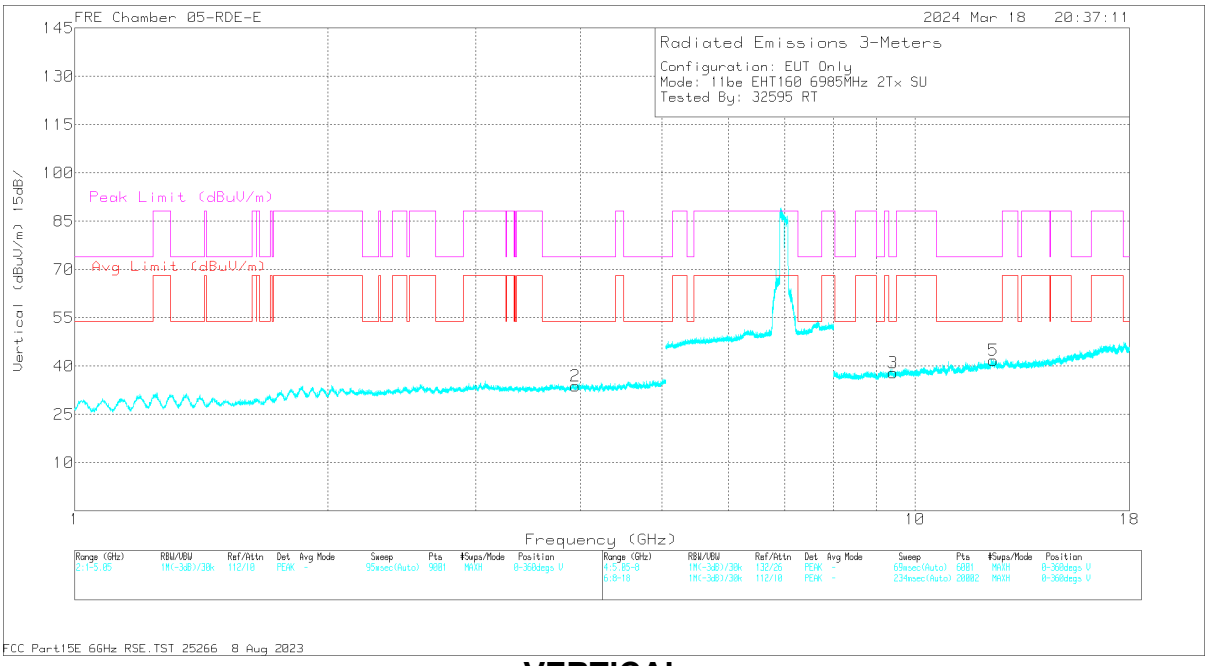

VERTICAL

UL VERIFICATION SERVICES
47173 Benicia Street, Fremont, CA 94538; USA TEL:(510) 319-4000 FAX:(510) 661-0888

This report shall not be reproduced except in full, without the written approval of UL VERIFICATION SERVICES

RADIATED EMISSIONS

Marker	Frequency (GHz)	Meter Reading (dBuV)	Det	222740 ACF (dB/m) 3m	DCCF (dB)	Gain/Loss (dB)	Corrected Reading (dBuV/m)	Avg Limit (dBuV/m)	Margin (dB)	Peak Limit (dBuV/m)	PK Margin (dB)	Azimuth (Degs)	Height (cm)	Polarity
1	3.939645	43.71	ADR	33.4	0.25	-45.2	32.16	54	-21.84	-	-	274	202	H
1	3.941461	55.64	PK-U	33.4	0	-45.15	43.89	-	-	74	-30.11	274	202	H
2	3.943665	43.73	ADR	33.4	0.25	-45.2	32.18	54	-21.82	-	-	119	178	V
2	3.944217	55.2	PK-U	33.4	0	-45.2	43.4	-	-	74	-30.6	119	178	V
4	9.413067	54.53	PK-U	36.3	0	-42.5	48.33	-	-	74	-25.67	235	176	V
4	9.413071	42.78	ADR	36.3	0.25	-42.5	36.83	54	-17.17	-	-	235	176	H
3	9.41443	53.92	PK-U	36.3	0	-42.5	47.72	-	-	74	-26.28	349	377	H
3	9.415035	42.66	ADR	36.4	0.25	-42.5	36.81	54	-17.19	-	-	349	377	V
6	12.392668	41.15	ADR	38.8	0.25	-41.2	39	54	-15	-	-	113	222	H
6	12.395813	52.94	PK-U	38.8	0	-41.2	50.54	-	-	74	-23.46	113	222	H
5	12.400612	52.9	PK-U	38.8	0	-41.2	50.5	-	-	74	-23.5	40	354	V
5	12.403933	41.29	ADR	38.8	0.25	-41.29	39.05	54	-14.95	-	-	40	354	V

PK-U - U-NII: Maximum Peak
ADR - U-NII AD primary method, RMS average

UL VERIFICATION SERVICES
47173 Benicia Street, Fremont, CA 94538; USA TEL:(510) 319-4000 FAX:(510) 661-0888
This report shall not be reproduced except in full, without the written approval of UL VERIFICATION SERVICES

1.2. WORST CASE BELOW 1 GHz

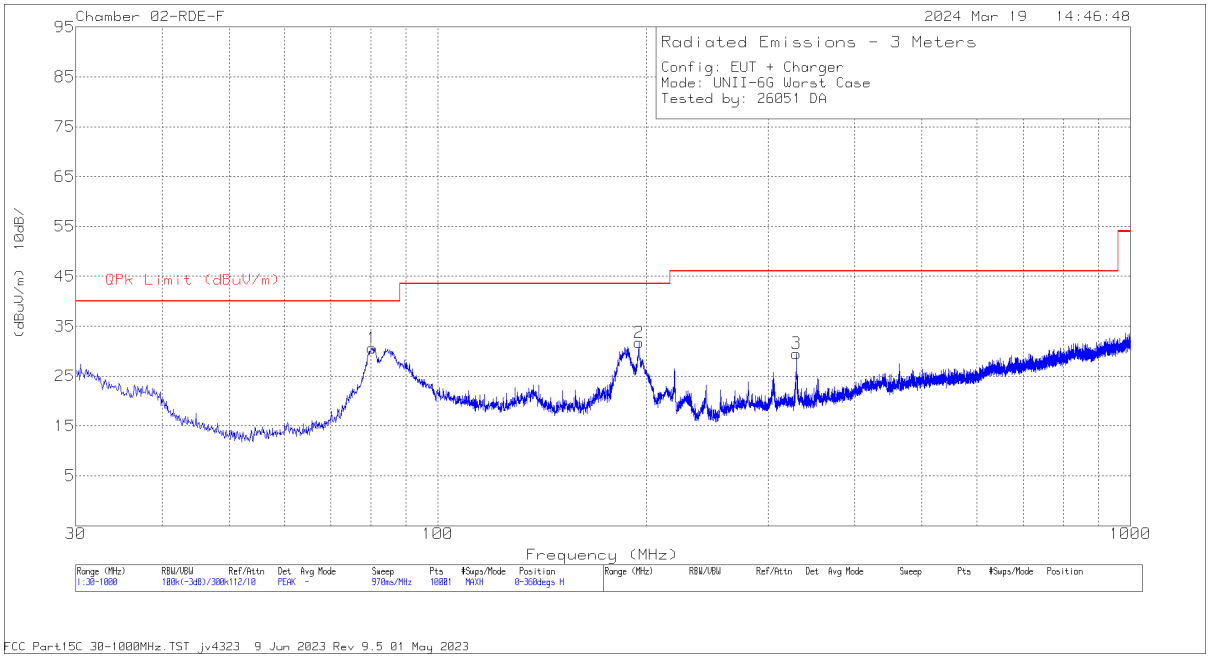

HORIZONTAL

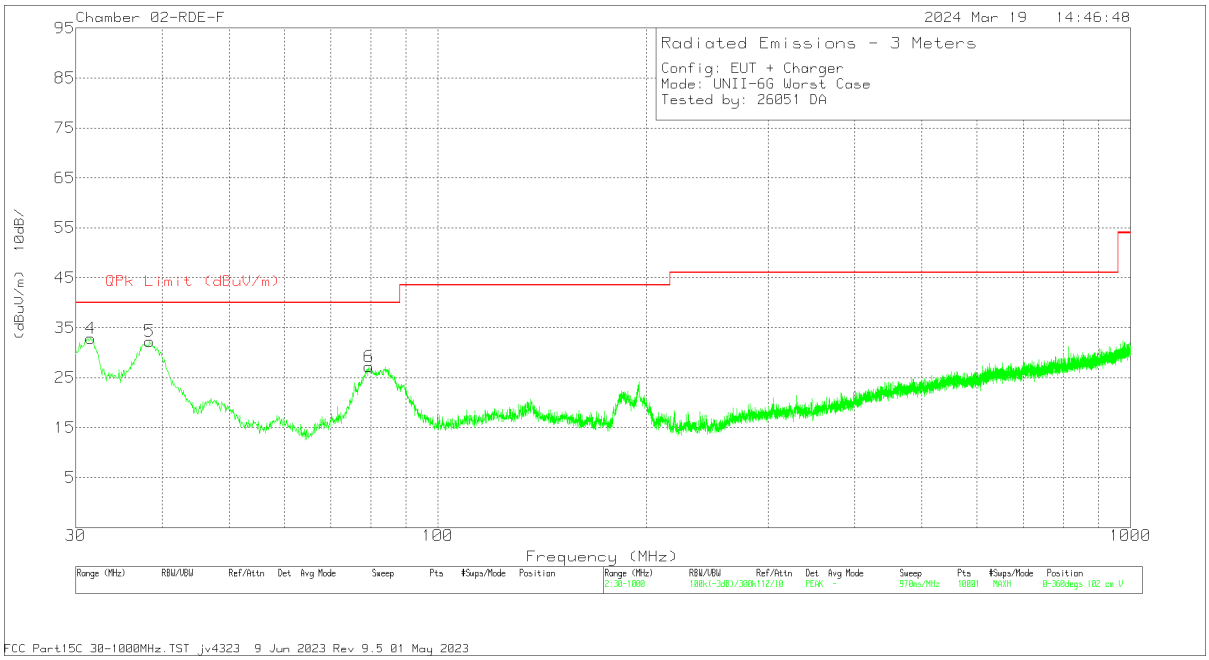

VERTICAL

UL VERIFICATION SERVICES
47173 Benicia Street, Fremont, CA 94538; USA TEL:(510) 319-4000 FAX:(510) 661-0888
This report shall not be reproduced except in full, without the written approval of UL VERIFICATION SERVICES

RADIATED EMISSIONS

Marker	Frequency (MHz)	Meter Reading (dBuV)	Det	230634 ACF (dB/m) 10m H	CBL/AMP (dB)	Corrected Reading (dBuV/m)	QPk Limit (dBuV/m)	Margin (dB)	Azimuth (Degs)	Height (cm)	Polarity
3	* 329.18	34.92	Qp	19.6	-29.9	24.62	46.02	-21.4	199	119	H
4	31.6576	34.81	Qp	25.7	-31.7	28.81	40	-11.19	271	109	V
5	38.6342	39.51	Qp	20.4	-31.8	28.11	40	-11.89	169	103	V
6	79.9735	40.96	Qp	13.4	-31.4	22.96	40	-17.04	231	110	V
1	80.2664	45.9	Qp	13.4	-31.3	28	40	-12	53	258	H
2	195.028	42.36	Qp	17.6	-30.2	29.76	43.52	-13.76	168	105	H

* - indicates frequency in CFR47 Pt 15 / IC RSS-Restricted Band
Qp - Quasi-Peak detector

UL VERIFICATION SERVICES
47173 Benicia Street, Fremont, CA 94538; USA TEL:(510) 319-4000 FAX:(510) 661-0888
This report shall not be reproduced except in full, without the written approval of UL VERIFICATION SERVICES

1.3. WORST CASE 18-26 GHz

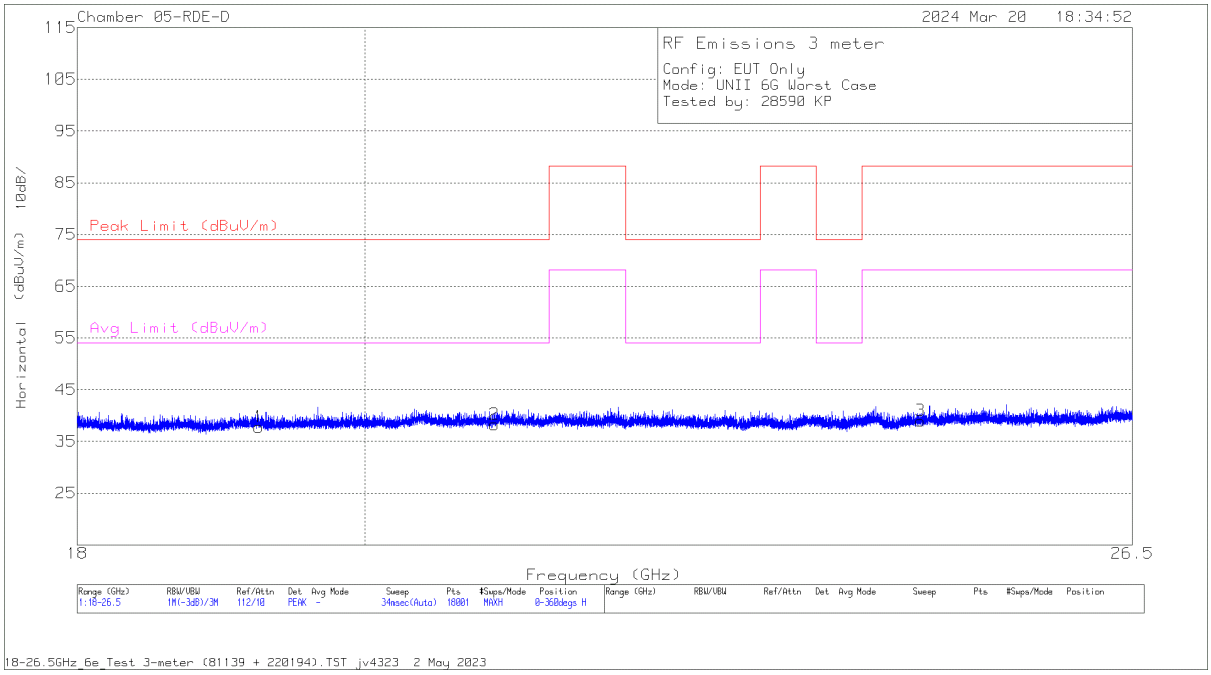

HORIZONTAL

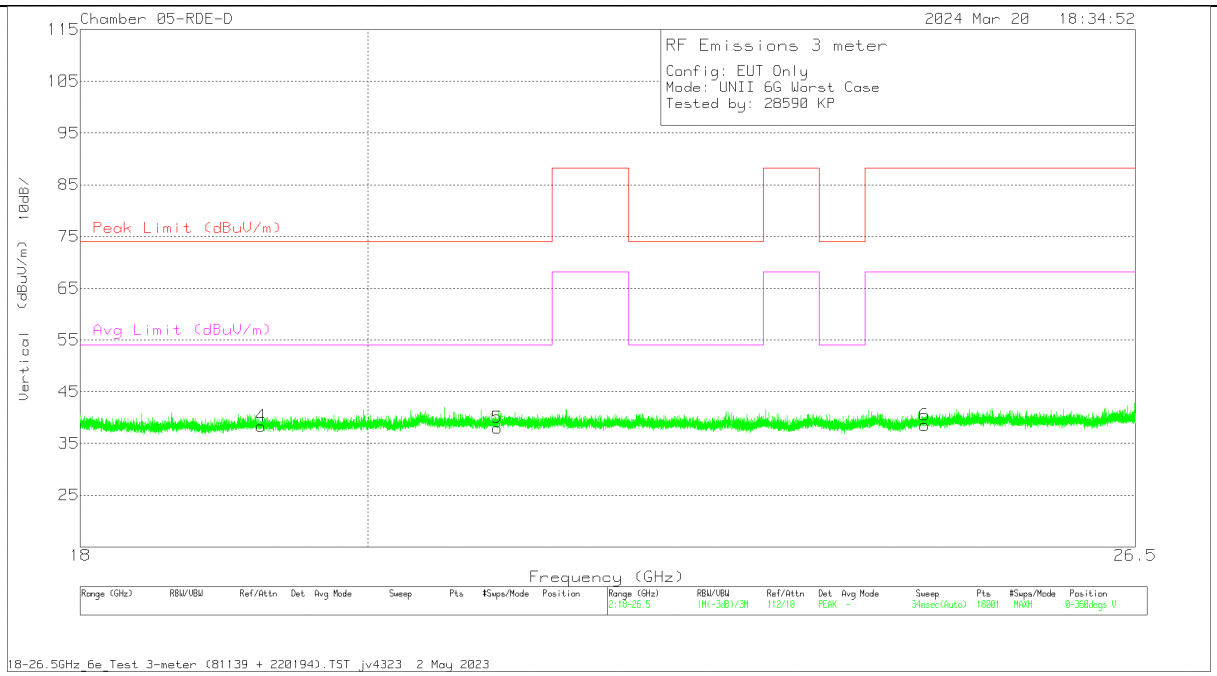

VERTICAL

UL VERIFICATION SERVICES
47173 Benicia Street, Fremont, CA 94538; USA TEL:(510) 319-4000 FAX:(510) 661-0888
This report shall not be reproduced except in full, without the written approval of UL VERIFICATION SERVICES

RADIATED EMISSIONS

Marker	Frequency (GHz)	Meter Reading (dBuV)	Det	81139 ACF (dB/m)	Amp/Cbl (dB)	Cables (dB)	Corrected Reading (dBuV/m)	Peak Limit (dBuV/m)	PK Margin (dB)	Avg Limit (dBuV/m)	Margin (dB)	Azimuth (Degs)	Height (cm)	Polarity
1	* 19.24016	56.99	PK-U	33	-62	12.9	40.89	74	-33.11	-	-	300	208	H
	* 19.23711	45.46	ADR	33	-62	12.9	29.36	-	-	54	-24.64	322	219	H
2	* 20.974205	54.48	PK-U	33.6	-60.6	13.6	41.08	74	-32.92	-	-	259	115	H
	* 20.973263	43.14	ADR	33.6	-60.6	13.6	29.74	-	-	54	-24.26	278	189	H
4	* 19.232207	57.21	PK-U	33	-62	12.9	41.11	74	-32.89	-	-	159	199	V
	* 19.23528	45.62	ADR	33	-62	12.9	29.52	-	-	54	-24.48	360	209	V
5	* 20.975138	54.83	PK-U	33.6	-60.6	13.6	41.43	74	-32.57	-	-	351	128	V
	* 20.975864	43.25	ADR	33.6	-60.6	13.6	29.85	-	-	54	-24.15	259	116	V
3	24.519792	55.32	PK-U	34	-62.5	14.7	41.52	-	-	-	-	279	222	H
6	24.530029	55.35	PK-U	34	-62.5	14.7	41.55	-	-	-	-	215	184	V

* - indicates frequency in CFR47 Pt 15 / IC RSS-Restricted Band
PK-U - U-NII: Maximum Peak
ADR - U-NII AD primary method, RMS average

UL VERIFICATION SERVICES
47173 Benicia Street, Fremont, CA 94538; USA TEL:(510) 319-4000 FAX:(510) 661-0888
This report shall not be reproduced except in full, without the written approval of UL VERIFICATION SERVICES

1.4. WORST CASE 26-40 GHz

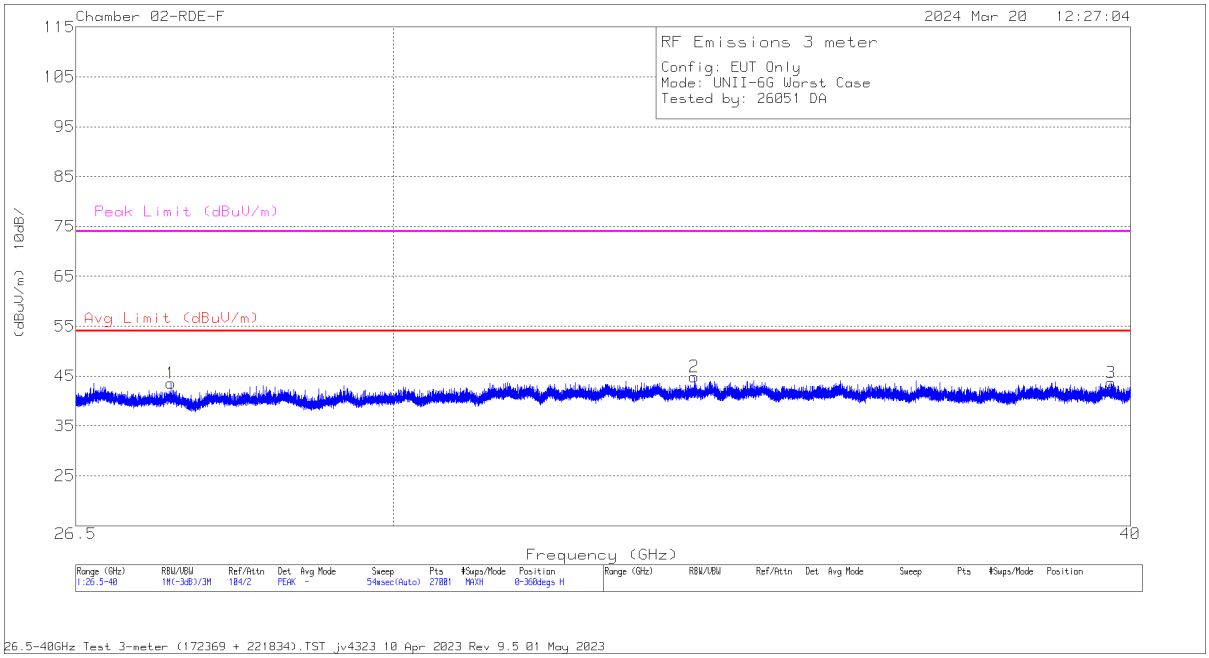

HORIZONTAL

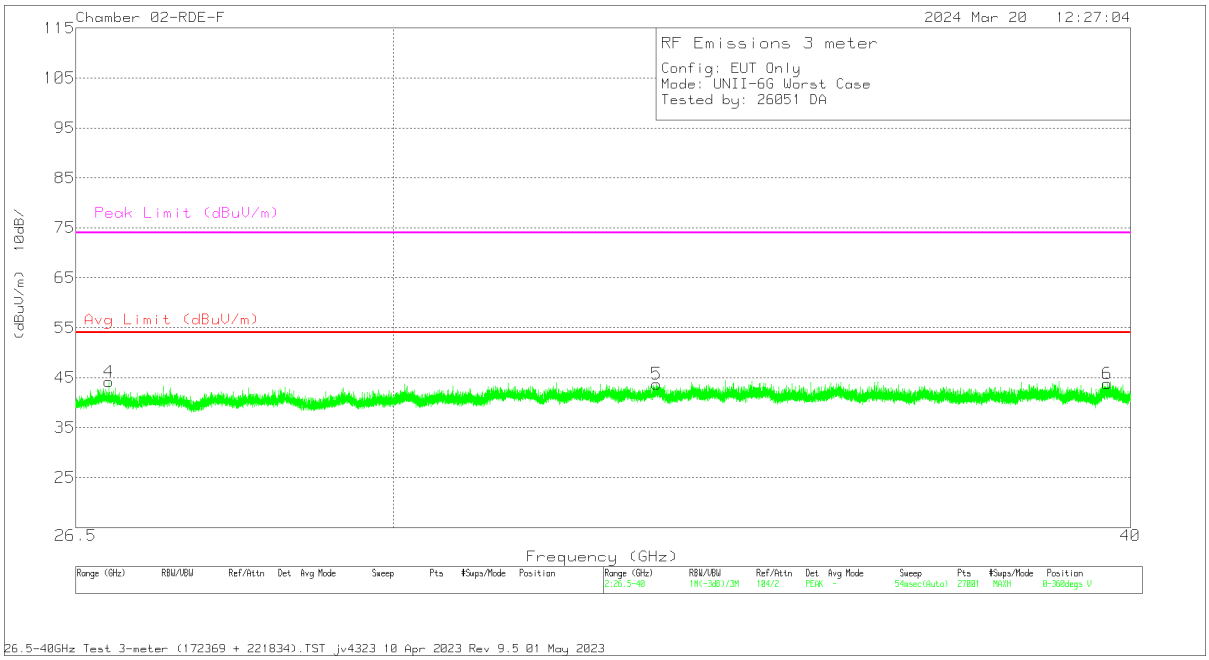

VERTICAL

UL VERIFICATION SERVICES
47173 Benicia Street, Fremont, CA 94538; USA TEL:(510) 319-4000 FAX:(510) 661-0888
This report shall not be reproduced except in full, without the written approval of UL VERIFICATION SERVICES

RADIATED EMISSIONS

Marker	Frequency (GHz)	Meter Reading (dBuV)	Det	172369 3m AF (dB/m)	221834 amp/cbl (dB)	CBL (dB)	Corrected Reading (dBuV/m)	Avg Limit (dBuV/m)	Margin (dB)	Peak Limit (dBuV/m)	PK Margin (dB)	Azimuth (Degs)	Height (cm)	Polarity
3	* 39.700621	49.88	PK-U	38.2	-67	24.2	45.28	-	-	74	-28.72	1	200	H
	* 39.701384	38.39	ADR	38.2	-67	24.2	33.79	54	-20.21	-	-	1	200	H
6	* 39.63776	49.57	PK-U	38.2	-67	24	44.77	-	-	74	-29.23	1	200	V
	* 39.63758	38.21	ADR	38.2	-67	24	33.41	54	-20.59	-	-	1	200	V
4	26.843682	53.07	PK-U	35.9	-64.4	19.3	43.87	-	-	74	-30.13	1	200	V
1	27.502045	39.42	ADR	35.7	-62.6	19.6	32.12	54	-21.88	-	-	1	101	H
1	27.505005	51.37	PK-U	35.7	-62.6	19.6	44.07	-	-	74	-29.93	1	101	H
5	33.245059	48.38	PK-U	36.7	-62.4	21.5	44.18	-	-	74	-29.82	1	200	V
2	33.737815	48.29	PK-U	36.9	-62.2	21.7	44.69	-	-	74	-29.31	1	200	H

* - indicates frequency in CFR47 Pt 15 / IC RSS-Restricted Band
PK-U - U-NII: Maximum Peak
ADR - U-NII AD primary method, RMS average

UL VERIFICATION SERVICES
47173 Benicia Street, Fremont, CA 94538; USA TEL:(510) 319-4000 FAX:(510) 661-0888
This report shall not be reproduced except in full, without the written approval of UL VERIFICATION SERVICES

2. AC POWER LINE CONDUCTED EMISSIONS

LIMITS

FCC §15.207 (a)

RSS-Gen 8.8

Frequency of Emission (MHz)	Conducted Limit (dBµV)	
	Quasi-peak	Average
0.15-0.5	66 to 56 *	56 to 46 *
0.5-5	56	46
5-30	60	50

*Decreases with the logarithm of the frequency.

TEST PROCEDURE

The EUT is placed on a non-conducting table 40 cm from the vertical ground plane and 80 cm above the horizontal ground plane. The EUT is configured in accordance with ANSI C63.10.

The receiver is set to a resolution bandwidth of 9 kHz. Peak detection is used unless otherwise noted as quasi-peak or average.

Line conducted data is recorded for both NEUTRAL and HOT lines.

RESULTS

UL VERIFICATION SERVICES
47173 Benicia Street, Fremont, CA 94538; USA TEL:(510) 319-4000 FAX:(510) 661-0888
This report shall not be reproduced except in full, without the written approval of UL VERIFICATION SERVICES

2.1. EUT WITH AC ADAPTER

LINE 1 RESULTS

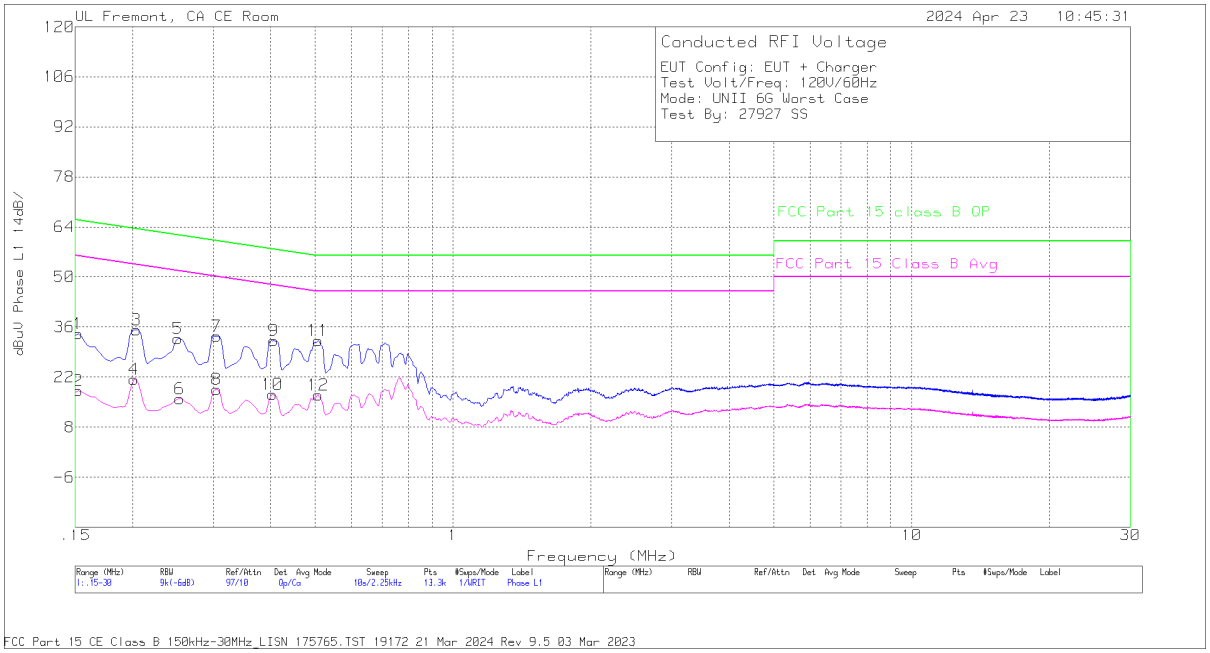

Range 1: Phase L1 .15 - 30MHz													
Marker	Frequency (MHz)	Meter Reading (dBuV)	Det	Cbl (dB)	LISN (dB)	Trns Limiter (dB)	10 dB Pad (dB)	DCCF (dB)	Corrected Reading (dBuV)	FCC Part 15 Class B Avg (dBuV)	Margin (dB)	FCC Part 15 class B QP (dBuV)	Margin (dB)
2	.1523	-1.43	Ca	0	.1	9.5	10	0	18.17	55.88	-37.71	-	-
4	.2018	1.86	Ca	.1	0	9.4	10	0	21.36	53.54	-32.18	-	-
6	.2535	-3.43	Ca	0	0	9.4	10	0	15.97	51.64	-35.67	-	-
8	.3053	-.94	Ca	.1	0	9.4	10	0	18.56	50.1	-31.54	-	-
10	.4043	-2.32	Ca	0	0	9.4	10	0	17.08	47.77	-30.69	-	-
12	.5078	-2.39	Ca	0	0	9.3	10	0	16.91	46	-29.09	-	-
1	.1523	14.5	Qp	0	.1	9.5	10	0	34.1	-	-	65.88	-31.78
3	.204	15.71	Qp	.1	0	9.4	10	0	35.21	-	-	63.45	-28.24
5	.2513	13.31	Qp	0	0	9.4	10	0	32.71	-	-	61.72	-29.01
7	.3053	14.01	Qp	.1	0	9.4	10	0	33.51	-	-	60.1	-26.59
9	.4065	12.86	Qp	0	0	9.4	10	0	32.26	-	-	57.72	-25.46
11	.5078	12.89	Qp	0	0	9.3	10	0	32.19	-	-	56	-23.81

Qp - Quasi-Peak detector
Ca - CISPR average detection

UL VERIFICATION SERVICES
47173 Benicia Street, Fremont, CA 94538; USA TEL:(510) 319-4000 FAX:(510) 661-0888
This report shall not be reproduced except in full, without the written approval of UL VERIFICATION SERVICES

LINE 2 RESULTS

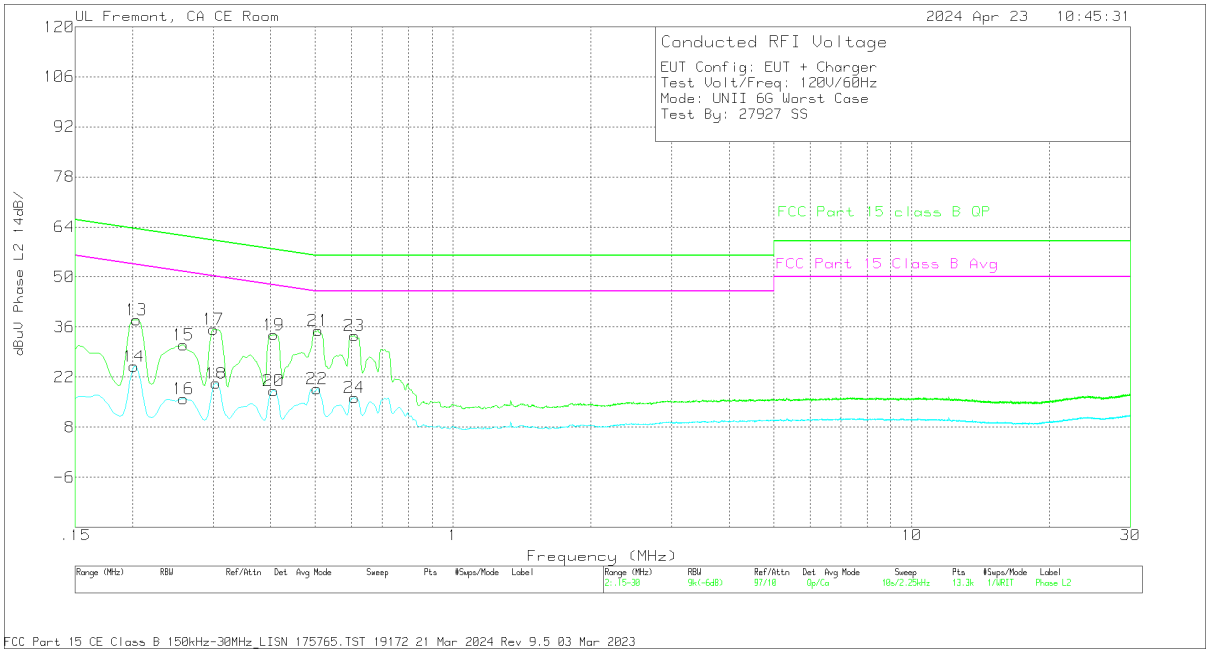

Range 2: Phase L2 .15 - 30MHz													
Marker	Frequency (MHz)	Meter Reading (dBuV)	Det	Cbl (dB)	LISN (dB)	Trns Limiter (dB)	10 dB Pad (dB)	DCCF (dB)	Corrected Reading (dBuV)	FCC Part 15 Class B Avg (dBuV)	Margin (dB)	FCC Part 15 class B QP (dBuV)	Margin (dB)
14	.2018	5.45	Ca	.1	0	9.4	10	0	24.95	53.54	-28.59	-	-
16	.258	-3.43	Ca	0	0	9.4	10	0	15.97	51.5	-35.53	-	-
18	.3041	.72	Ca	.1	0	9.4	10	0	20.22	50.13	-29.91	-	-
20	.4065	-1.37	Ca	.1	0	9.4	10	0	18.13	47.72	-29.59	-	-
22	.5055	-.61	Ca	0	0	9.3	10	0	18.69	46	-27.31	-	-
24	.609	-3.25	Ca	.1	0	9.4	10	0	16.25	46	-29.75	-	-
13	.204	18.56	Qp	.1	0	9.4	10	0	38.06	-	-	63.45	-25.39
15	.258	11.65	Qp	0	0	9.4	10	0	31.05	-	-	61.5	-30.45
17	.3008	15.85	Qp	.1	0	9.4	10	0	35.35	-	-	60.22	-24.87
19	.4065	14.37	Qp	.1	0	9.4	10	0	33.87	-	-	57.72	-23.85
21	.5078	15.74	Qp	0	0	9.3	10	0	35.04	-	-	56	-20.96
23	.609	14.05	Qp	.1	0	9.4	10	0	33.55	-	-	56	-22.45

Qp - Quasi-Peak detector
Ca - CISPR average detection

UL VERIFICATION SERVICES
47173 Benicia Street, Fremont, CA 94538; USA TEL:(510) 319-4000 FAX:(510) 661-0888
This report shall not be reproduced except in full, without the written approval of UL VERIFICATION SERVICES

2.2. EUT WITH LAPTOP

LINE 1 RESULTS

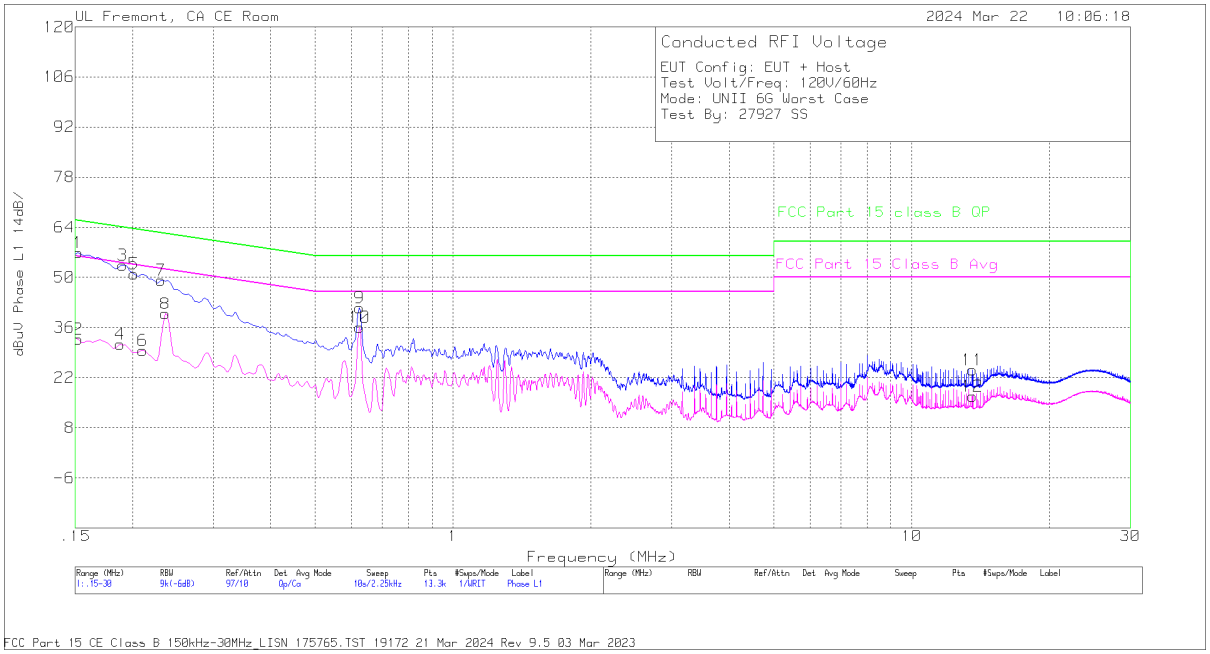

Range 1: Phase L1 .15 - 30MHz													
Marker	Frequency (MHz)	Meter Reading (dBuV)	Det	Cbl (dB)	LISN (dB)	Trns Limiter (dB)	10 dB Pad (dB)	DCCF (dB)	Corrected Reading (dBuV)	FCC Part 15 Class B Avg (dBuV)	Margin (dB)	FCC Part 15 class B QP (dBuV)	Margin (dB)
2	.1523	13.14	Ca	0	.1	9.5	10	0	32.74	55.88	-23.14	-	-
4	.1883	11.78	Ca	.1	.1	9.4	10	0	31.38	54.11	-22.73	-	-
6	.2108	10.11	Ca	.1	0	9.4	10	0	29.61	53.18	-23.57	-	-
8	.2355	20.44	Ca	0	0	9.4	10	0	39.84	52.25	-12.41	-	-
10	.6248	16.67	Ca	0	0	9.4	10	0	36.07	46	-9.93	-	-
12	13.56	-3.07	Ca	.3	.1	9.5	10	0	16.83	50	-33.17	-	-
1	.1523	37.27	Qp	0	.1	9.5	10	0	56.87	-	-	65.88	-9.01
3	.1905	33.89	Qp	.1	.1	9.4	10	0	53.49	-	-	64.01	-10.52
5	.2018	31.4	Qp	.1	0	9.4	10	0	50.9	-	-	63.54	-12.64
7	.231	29.75	Qp	0	0	9.4	10	0	49.15	-	-	62.41	-13.26
9	.6248	22.08	Qp	0	0	9.4	10	0	41.48	-	-	56	-14.52
11	13.56	4.29	Qp	.3	.1	9.5	10	0	24.19	-	-	60	-35.81

Qp - Quasi-Peak detector
Ca - CISPR average detection

UL VERIFICATION SERVICES
47173 Benicia Street, Fremont, CA 94538; USA TEL:(510) 319-4000 FAX:(510) 661-0888
This report shall not be reproduced except in full, without the written approval of UL VERIFICATION SERVICES

LINE 2 RESULTS

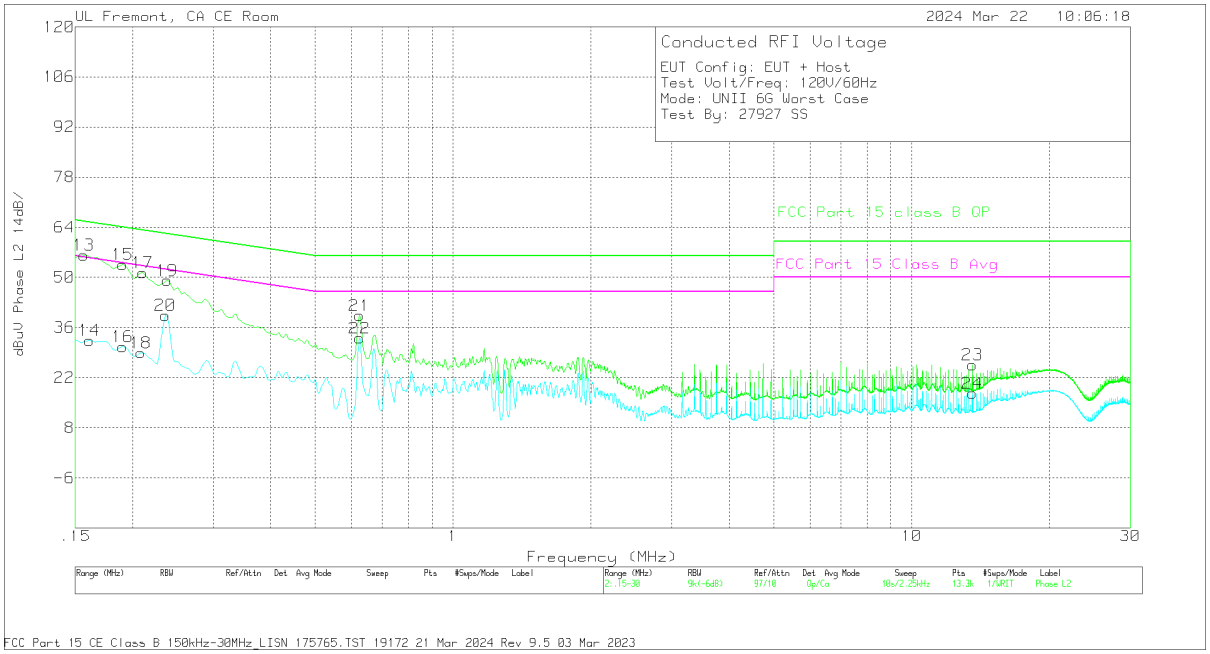

Range 2: Phase L2 .15 - 30MHz													
Marker	Frequency (MHz)	Meter Reading (dBuV)	Det	Cbl (dB)	LISN (dB)	Trns Limiter (dB)	10 dB Pad (dB)	DCCF (dB)	Corrected Reading (dBuV)	FCC Part 15 Class B Avg (dBuV)	Margin (dB)	FCC Part 15 class B QP (dBuV)	Margin (dB)
14	.1613	12.77	Ca	0	.1	9.5	10	0	32.37	55.4	-23.03	-	-
16	.1905	11.14	Ca	.1	0	9.4	10	0	30.64	54.01	-23.37	-	-
18	.2085	9.46	Ca	.1	0	9.4	10	0	28.96	53.26	-24.3	-	-
20	.2355	20.01	Ca	0	0	9.4	10	0	39.41	52.25	-12.84	-	-
22	.6248	13.51	Ca	.1	0	9.4	10	0	33.01	46	-12.99	-	-
24	13.56	-2.21	Ca	.2	.1	9.5	10	0	17.59	50	-32.41	-	-
13	.1568	36.56	Qp	0	.1	9.5	10	0	56.16	-	-	65.63	-9.47
15	.1905	34.12	Qp	.1	0	9.4	10	0	53.62	-	-	64.01	-10.39
17	.2108	31.81	Qp	.1	0	9.4	10	0	51.31	-	-	63.18	-11.87
19	.2378	29.72	Qp	0	0	9.4	10	0	49.12	-	-	62.17	-13.05
21	.6248	19.82	Qp	.1	0	9.4	10	0	39.32	-	-	56	-16.68
23	13.56	5.77	Qp	.2	.1	9.5	10	0	25.57	-	-	60	-34.43

Qp - Quasi-Peak detector
Ca - CISPR average detection

UL VERIFICATION SERVICES
47173 Benicia Street, Fremont, CA 94538; USA TEL:(510) 319-4000 FAX:(510) 661-0888
This report shall not be reproduced except in full, without the written approval of UL VERIFICATION SERVICES

3. SETUP PHOTOS

Refer to 14982436-EP1V1 FCC IC Setup_Photo report for Setup_Photos

END OF TEST REPORT

UL VERIFICATION SERVICES
47173 Benicia Street, Fremont, CA 94538; USA TEL:(510) 319-4000 FAX:(510) 661-0888
This report shall not be reproduced except in full, without the written approval of UL VERIFICATION SERVICES