TEST REPORT

Report Number: 14982479-E7V2

Applicant	:	APPLE INC. 1 APPLE PARK WAY CUPERTINO, CA 95014, U.S.A.
Model	:	A3084 (Parent Model) A3295, A3296, A3297 (Variant Models)
Brand	:	APPLE
FCC ID	:	BCG-E8684A (Parent Model) BCG-E8685A, BCG-E8686A, BCG-E8687A (Variant Models)
IC ID:		579C-E8684A (Parent Model), 579C-E8685A, 579C-E8686A, 579C-E8687A (Variant Models)
EUT Description	:	SMARTPHONE
Test Standard(s)	:	FCC 47 CFR PART 15 SUBPART E ISED RSS-247 ISSUE 3 ISED RSS-GEN ISSUE 5 + A1 + A2

Date Of Issue:
2024/08/17

Prepared by:
UL Verification Services Inc.
47173 Benicia Street
Fremont, CA 94538 U.S.A.
TEL: (510) 319-4000
FAX: (510) 661-0888

CERT #0751.05

REPORT REVISION HISTORY

Rev.	Issue Date	Revisions	Revised By
V1	2024/08/07	Initial Review	Tony Li
V2	2024/08/17	Addressed TCB Feedback on Sections 6.5 and 10	Tony Li

UL VERIFICATION SERVICES INC.
47173 Benicia Street, Fremont, CA 94538; USA TEL:(510) 319-4000 FAX:(510) 661-0888
This report shall not be reproduced except in full, without the written approval of UL Verification Services Inc.

TABLE OF CONTENTS

1. ATTESTATION OF TEST RESULTS 5

2. TEST RESULT SUMMARY 6

3. TEST METHODOLOGY 7

4. FACILITIES AND ACCREDITATION 7

5. DECISION RULES AND MEASUREMENT UNCERTAINTY 7

5.1. METROLOGICAL TRACEABILITY 7

5.2. DECISION RULES 7

5.3. MEASUREMENT UNCERTAINTY 8

5.4. SAMPLE CALCULATION 8

6. EQUIPMENT UNDER TEST 9

6.1. EUT DESCRIPTION 9

6.2. MAXIMUM OUTPUT POWER 9

6.3. DESCRIPTION OF AVAILABLE ANTENNAS 11

6.4. SOFTWARE AND FIRMWARE 11

6.5. WORST-CASE CONFIGURATION AND MODE 12

6.6. DESCRIPTION OF TEST SETUP 13

7. TEST AND MEASUREMENT EQUIPMENT 16

8. MEASUREMENT METHODS 18

9. ANTENNA PORT TEST RESULTS 19

9.1. ON TIME AND DUTY CYCLE 19

9.2. 26 dB AND 99% BANDWIDTH 20

9.2.1. HIGH POWER SISO MODE 21

9.2.2. HIGH POWER TXBF MODE 24

9.3. 6 dB BANDWIDTH 27

9.3.1. HIGH OUTPUT BDR SISO MODE IN THE UNII-3 BAND 28

9.3.2. HIGH OUTPUT BDR TXBF MODE IN THE UNII-3 BAND 29

9.4. OUTPUT POWER AND PSD 30

9.4.1. UNII-1 BAND SISO MODE 32

9.4.2. UNII-1 BAND MIMO TXBF MODE 35

9.4.3. UNII-3 BAND SISO MODE 38

9.4.4. UNII-3 BAND MIMO TXBF MODE 40

10. RADIATED TEST RESULTS 42

10.1. TRANSMITTER ABOVE 1 GHz 44

10.1.1. BDR, HIGH POWER UNII-1 BANDEDGE 44

UL VERIFICATION SERVICES INC.
47173 Benicia Street, Fremont, CA 94538; USA TEL:(510) 319-4000 FAX:(510) 661-0888

This report shall not be reproduced except in full, without the written approval of UL Verification Services Inc.

10.1.2. BDR, HIGH POWER, UNII-1, HARMONIC AND SPURIOUS IN THE 5.2 GHz BAND 50
10.1.3. BDR, LOW POWER UNII-1 BANDEDGE 56
10.1.4. BDR, LOW POWER, UNII-1, HARMONIC AND SPURIOUS TX IN THE 5.2 GHz BAND 62
10.1.5. HDR4, HIGH POWER UNII-1 BANDEDGE 68
10.1.6. HDR4, HIGH POWER UNII-1 HARMONIC AND SPURIOUS IN THE 5.2 GHz BAND 74
10.1.7. HDR4, LOW POWER UNII-1 BANDEDGE 80
10.1.8. HDR4, LOW POWER UNII-1 HARMONIC AND SPURIOUS IN THE 5.2 GHz BAND 86
10.1.9. HDR8, HIGH POWER UNII-1 BANDEDGE 92
10.1.10. HDR8, HIGH POWER UNII-1 HARMONIC AND SPURIOUS IN THE 5.2 GHz BAND 98
10.1.11. HDR8, LOW POWER UNII-1 BANDEDGE 104
10.1.12. HDR8, LOW POWER UNII-1 HARMONIC AND SPURIOUS IN THE 5.2 GHz BAND 110
10.1.13. BDR, HIGH POWER UNII-3 BANDEDGE 116
10.1.14. BDR, HIGH POWER, UNII-3, HARMONIC AND SPURIOUS IN THE 5.8 GHz BAND 128
10.1.15. BDR, LOW POWER UNII-3 BANDEDGE 134
10.1.16. BDR, LOW POWER, UNII-3, HARMONIC AND SPURIOUS TX IN THE 5.8GHz BAND 146
10.1.17. HDR4, HIGH POWER UNII-3 BANDEDGE 152
10.1.18. HDR4, HIGH POWER UNII-3 HARMONIC AND SPURIOUS IN THE 5.8 GHz BAND 164
10.1.19. HDR4, LOW POWER UNII-3 BANDEDGE 170
10.1.20. HDR4, LOW POWER UNII-3 HARMONIC AND SPURIOUS IN THE 5.8 GHz BAND 182
10.1.21. HDR8, HIGH POWER UNII-3 BANDEDGE 188
10.1.22. HDR8, HIGH POWER UNII-3 HARMONIC AND SPURIOUS IN THE 5.8 GHz BAND 200
10.1.23. HDR8, LOW POWER UNII-3 BANDEDGE 206
10.1.24. HDR8, LOW POWER UNII-3 HARMONIC AND SPURIOUS IN THE 5.8 GHz BAND 218

10.2. WORST CASE BELOW 1 GHz 224

10.3. WORST CASE 18-26 GHz 226

10.4. WORST CASE 26-40 GHz 228

11. AC POWERLINE CONDUCTED EMISSIONS 230

11.1. AC POWER LINE WITH LAPTOP 231

11.2. AC POWER LINE WITH AC/DC ADAPTER 233

12. SETUP PHOTOS 235

UL VERIFICATION SERVICES INC.
47173 Benicia Street, Fremont, CA 94538; USA TEL:(510) 319-4000 FAX:(510) 661-0888
This report shall not be reproduced except in full, without the written approval of UL Verification Services Inc.

1. ATTESTATION OF TEST RESULTS

Applicant Name and Address	APPLE INC. 1 APPLE PARK WAY CUPERTINO, CA 95014, U.S.A.
Model	A3084 (Parent Model) A3295, A3296, A3297 (Variant Models)
Brand	APPLE
FCC ID	BCG-E8684A (Parent Model) BCG-E8685A, BCG-E8686A, BCG-E8687A (Variant Models)
IC	579C-E8684A (PARENT MODEL), 579C-E8685A, 579C-E8686A, 579C-E8687A (VARIANT MODELS)
EUT Description	SMARTPHONE
Serial Number	CYHJ7CN4HD, DP4Q0WG2LX
Sample Receipt Date	JUNE 14, 2024
Date Tested	2024/03/26 to 2024/07/25
Applicable Standards	CFR 47 Part 15 Subpart E ISED RSS-247 Issue 3 ISED RSS-GEN Issue 5 + A1 + A2
Test Results	COMPLIES

UL Verification Services Inc. tested the above equipment in accordance with the requirements set forth in the above standards. The test results show that the equipment tested is capable of demonstrating compliance with the requirements as documented in this report.

The results documented in this report apply only to the tested sample, under the conditions and modes of operation as described herein. It is the manufacturer's responsibility to assure that additional production units of this model are manufactured with identical electrical and mechanical components. All samples tested were in good operating condition throughout the entire test program. Measurement Uncertainties are published for informational purposes only and were not taken into account unless noted otherwise.

This document may not be altered or revised in any way unless done so by UL Verification Services Inc. and all revisions are duly noted in the revisions section. Any alteration of this document not carried out by UL Verification Services Inc. will constitute fraud and shall nullify the document. This report must not be used by the client to claim product certification, approval, or endorsement by A2LA, NIST, any agency of the Federal Government, or any agency of the U.S. government.

Approved & Released By:	Prepared & Reviewed By:
Francisco de Anda Staff Engineer UL Verification Services, Inc.	David Collins Senior Test Engineer UL Verification Services, Inc.

UL VERIFICATION SERVICES INC.
47173 Benicia Street, Fremont, CA 94538; USA TEL:(510) 319-4000 FAX:(510) 661-0888

This report shall not be reproduced except in full, without the written approval of UL Verification Services Inc.

2. TEST RESULT SUMMARY

This report contains data provided by the customer which can impact the validity of results. UL Verification Services Inc. is only responsible for correctly integrating customer-provided data with measurements performed by UL Verification Services Inc.

Below is a list of the data provided by the customer:

1. Antenna gain and type (see section 6.3)
2. Cable loss (see section 6.3)

FCC	ISED Clause	Requirement	Result	Comment
See Comment	See Comment	Duty Cycle	Reporting purposes only	Per ANSI C63.10, Section 12.2.
See Comment	RSS-GEN 6.7	26dB BW/99% OBW	Reporting purposes only	Per ANSI C63.10 Sections 6.9.2 and 6.9.3
5.407 (e)	RSS-247 6.2.4.1	6 dB BW	Complies	None.
15.407 (a) (1 & 3)	RSS-247 6.2	Output Power	Complies	None.
15.407 (a) (1 & 3)	RSS-247 6.2	PSD	Complies	None.
15.209, 15.205, 15.407 (b)	RSS-GEN 8.9, 8.10, RSS-247 6.2.1.2 RSS-247 6.2.4.3	Radiated Emissions	Complies	None.
15.207	RSS-Gen 8.8	AC Mains Conducted Emissions	Complies	None.

UL VERIFICATION SERVICES INC.
47173 Benicia Street, Fremont, CA 94538; USA TEL:(510) 319-4000 FAX:(510) 661-0888
This report shall not be reproduced except in full, without the written approval of UL Verification Services Inc.

3. TEST METHODOLOGY

The tests documented in this report were performed in accordance with:
- FCC CFR 47 Part 2
- FCC CFR 47 Part 15
- FCC KDB 662911 D01 v02r01
- FCC KDB 789033 D02 v02r01
- FCC KDB 644545 D03 v01
- ANSI C63.10-2013
- KDB 414788 D01 Radiated Test Site v01r01
- ANSI C63.10-2013
- RSS-GEN Issue 5 + A1 +A2
- RSS-247 Issue 3.

4. FACILITIES AND ACCREDITATION

UL Verification Services Inc. is accredited by A2LA, certification #0751.05, for all testing performed within the scope of this report. Testing was performed at the locations noted below.

	Address	ISED CABID	ISED Company Number	FCC Registration
☐	Building 1: 47173 Benicia Street, Fremont, CA 94538, USA	US0104	2324A	550739
☒	Building 2: 47266 Benicia Street, Fremont, CA 94538, USA			
☒	Building 3: 843 Auburn Court, Fremont, CA 94538, USA			
☒	Building 4: 47658 Kato Rd, Fremont, CA 94538, USA			
☒	Building 5: 47670 Kato Rd, Fremont, CA 94538, USA			

5. DECISION RULES AND MEASUREMENT UNCERTAINTY

5.1. METROLOGICAL TRACEABILITY

All test and measuring equipment utilized to perform the tests documented in this report are calibrated on a regular basis, with a maximum time between calibrations of one year or the manufacturers' recommendation, whichever is less, and where applicable is traceable to recognized national standards.

5.2. DECISION RULES

The Decision Rule is based on Simple Acceptance in accordance with ISO Guide 98-4:2012 Clause 8.2. (Measurement uncertainty is not taken into account when stating conformity with a specified requirement.)

UL VERIFICATION SERVICES INC.
47173 Benicia Street, Fremont, CA 94538; USA TEL:(510) 319-4000 FAX:(510) 661-0888
This report shall not be reproduced except in full, without the written approval of UL Verification Services Inc.

5.3. MEASUREMENT UNCERTAINTY

Where relevant, the following measurement uncertainty levels have been estimated for tests performed on the apparatus:

PARAMETER	U_{LAB}
Conducted Antenna Port Emission Measurement	1.94 dB
Power Spectral Density	2.466 dB
Time Domain Measurements Using SA	3.39 %
RF Power Measurement Direct Method Using Power Meter	0.450 (Peak), 1.3 (Ave)
Radio Frequency (Spectrum Analyzer)	141.16 Hz
Occupied Bandwidth	1.2%
Worst Case Conducted Disturbance, 9KHz to 0.15 MHz	3.78 dB
Worst Case Conducted Disturbance, 0.15 to 30 MHz	3.40 dB
Worst Case Radiated Disturbance, 9KHz to 30 MHz	2.87 dB
Worst Case Radiated Disturbance, 30 to 1000 MHz	6.01 dB
Worst Case Radiated Disturbance, 1000 to 18000 MHz	4.73 dB
Worst Case Radiated Disturbance, 18000 to 26000 MHz	4.51 dB
Worst Case Radiated Disturbance, 26000 to 40000 MHz	5.29 dB

Uncertainty figures are valid to a confidence level of 95%.

5.4. SAMPLE CALCULATION

RADIATED EMISSIONS

Where relevant, the following sample calculation is provided:
Field Strength (dBuV/m) = Measured Voltage (dBuV) + Antenna Factor (dB/m) + Cable Loss (dB) – Preamp Gain (dB)
36.5 dBuV + 18.7 dB/m + 0.6 dB – 26.9 dB = 28.9 dBuV/m

MAINS CONDUCTED EMISSIONS

Where relevant, the following sample calculation is provided:
Final Voltage (dBuV) = Measured Voltage (dBuV) + Cable Loss (dB) + Limiter Factor (dB) + LISN Insertion Loss.
36.5 dBuV + 0 dB +10.1 dB+ 0 dB = 46.6 dBuV

UL VERIFICATION SERVICES INC.
47173 Benicia Street, Fremont, CA 94538; USA TEL:(510) 319-4000 FAX:(510) 661-0888
This report shall not be reproduced except in full, without the written approval of UL Verification Services Inc.

6. EQUIPMENT UNDER TEST

6.1. EUT DESCRIPTION

The Apple iPhone is a smartphone with cellular GSM, GPRS, EGPRS, WCDMA, LTE, 5GNR1, 5GNR2, IEEE 802.11a/b/g/n/ac/ax/be, Bluetooth (BT), Ultra-Wideband (UWB), Global Positioning System (GPS), Near-Field Communication (NFC), Narrow-Band (NB) UNII, 802.15.4, 802.15.4ab-Narrow Band (NB) and Mobile Satellite Service (MSS) technologies. The rechargeable battery is not user accessible. This device is not user-serviceable and requires special tools to disassemble.

6.2. MAXIMUM OUTPUT POWER

The transmitter has a maximum conducted output power as follows:

5.2GHz Band (FCC)

Frequency Range (MHz)	Mode	Antenna	Configuration	Output Power (dBm)	Output Power (mW)
5162 - 5245 (UNII-1)	BDR	ANT 6	High Power	9.95	9.89
			Low Power	6.32	4.29
		ANT 5	High Power	9.97	9.93
			Low Power	4.98	3.15
		BF ANT 6 + ANT 5	High Power	9.97	9.93
			Low Power	8.75	7.50
	HDR 4	ANT 6	High Power	11.45	13.96
			Low Power	-0.05	0.99
		ANT 5	High Power	11.48	14.06
			Low Power	-1.53	0.70
		BF ANT 6 + ANT 5	High Power	11.46	14.00
			Low Power	2.31	1.70
	HDR 8	ANT 6	High Power	13.86	24.32
			Low Power	-0.03	0.99
		ANT 5	High Power	13.98	25.00
			Low Power	-1.58	0.70
		BF ANT 6 + ANT 5	High Power	13.95	24.83
			Low Power	2.27	1.69

UL VERIFICATION SERVICES INC.
47173 Benicia Street, Fremont, CA 94538; USA TEL:(510) 319-4000 FAX:(510) 661-0888
This report shall not be reproduced except in full, without the written approval of UL Verification Services Inc.

5.2 GHz BAND (IC)

Frequency Range (MHz)	Mode	Antenna	Configuration	Output Power (dBm)	Ant Gain (dBi)	Output Power (mW)
5162 - 5245 (UNII-1)	BDR	ANT 6	High Power	8.98	-0.40	7.21
			Low Power	6.32	-0.40	3.91
		ANT 5	High Power	12.92	-4.40	7.11
			Low Power	4.98	-4.40	1.14
		BF ANT 6 + ANT 5	High Power	8.39	0.84	8.38
			Low Power	7.07	0.84	6.18
	HDR 4	ANT 6	High Power	10.98	-0.40	11.43
			Low Power	-0.05	-0.40	0.90
		ANT 5	High Power	14.95	-4.40	11.35
			Low Power	-1.53	-4.40	0.26
		BF ANT 6 + ANT 5	High Power	10.39	0.84	13.27
			Low Power	2.31	0.84	2.07
	HDR 8	ANT 6	High Power	12.92	-0.40	17.86
			Low Power	-0.03	-0.40	0.91
		ANT 5	High Power	14.96	-4.40	11.38
			Low Power	-1.58	-4.40	0.25
		BF ANT 6 + ANT 5	High Power	12.36	0.84	20.89
			Low Power	2.27	0.84	2.05

5.8 GHz BAND (FCC/IC)

Frequency Range (MHz)	Mode	Antenna	Configuration	Output Power (dBm)	Output Power (mW)
5733 - 5844 (UNII-3)	BDR	ANT 6	High Power	15.48	35.32
			Low Power	7.46	5.57
		ANT 5	High Power	15.46	35.16
			Low Power	5.95	3.94
		BF ANT 6 + ANT 5	High Power	18.41	69.34
			Low Power	9.78	9.51
	HDR 4	ANT 6	High Power	15.46	35.16
			Low Power	0.97	1.25
		ANT 5	High Power	15.48	35.32
			Low Power	-0.55	0.88
		BF ANT 6 + ANT 5	High Power	18.47	70.31
			Low Power	3.23	2.10
	HDR 8	ANT 6	High Power	15.47	35.24
			Low Power	0.96	1.25
		ANT 5	High Power	15.47	35.24
			Low Power	-0.53	0.89
		BF ANT 6 + ANT 5	High Power	18.46	70.15
			Low Power	3.3	2.14

UL VERIFICATION SERVICES INC.
47173 Benicia Street, Fremont, CA 94538; USA TEL:(510) 319-4000 FAX:(510) 661-0888
This report shall not be reproduced except in full, without the written approval of UL Verification Services Inc.

6.3. DESCRIPTION OF AVAILABLE ANTENNAS

The antennas' gains, as provided by the manufacturer, are as follows:

Antenna Type: IFA.

Frequency Range (MHz)	Antenna 6 (dBi)	Antenna 5 (dBi)	Uncorrelated Chains (dBi)	Correlated Chains (dBi)
5150 - 5250 UNII - 1	-0.40	-4.40	-1.95	0.84
5725 - 5825 UNII 3	0.30	-0.40	-0.04	2.97

Cable: SMA

Frequency Range (MHz)	Cable Loss (dB)	
	Antenna 6	Antenna 5
5150 - 5250 UNII - 1	-2.80	-3.10
5725 - 5825 UNII 3	-3.00	-3.40

Cable loss was used for RF antenna port tests was included in offset of the test equipment during testing.

6.4. SOFTWARE AND FIRMWARE

The EUT firmware installed during testing was 22.1.93.334

UL VERIFICATION SERVICES INC.
47173 Benicia Street, Fremont, CA 94538; USA TEL:(510) 319-4000 FAX:(510) 661-0888
This report shall not be reproduced except in full, without the written approval of UL Verification Services Inc.

6.5. WORST-CASE CONFIGURATION AND MODE

The EUT was investigated in three orthogonal orientations X, Y and Z on ANT 6, ANT 5 and 2TX, it was determined that Y (Landscape) was the worst-case orientation for ANT 6 And Z (Portrait) orientation for ANT5 and 2TX beamforming.

2TX Beamforming modes was used to perform on radiated harmonic spurious final test to cover all SISO modes. Max power was tuned to maximum based on among all the modes. For testing purposes, radiated harmonics spurious below 1GHz, 1-18GHz L/M/H channels, 18-40GHz, and power line conducted emissions were performed with the EUT set at the 2TX Beamforming mode with power setting to the maximum level among FCC/ISED SISO modes as worst-case scenario.

Below 30MHz, 30-1000MHz emissions spurious tests were performed with EUT connected to AC power adapter and EUT set at x orientation as the worst case; and for above 1GHz, the worst-case configuration reported was tested with EUT only. For AC line conducted emission, test was investigated with AC power adapter and with laptop. There were no emissions found below 30MHz within 20dB of the limit.

For simultaneous transmission of multiple channels in the WI-FI 2.4GHz and 5GHz NB UNII bands, no noticeable emission was found.

UL VERIFICATION SERVICES INC.
47173 Benicia Street, Fremont, CA 94538; USA TEL:(510) 319-4000 FAX:(510) 661-0888
This report shall not be reproduced except in full, without the written approval of UL Verification Services Inc.

6.6. DESCRIPTION OF TEST SETUP

SUPPORT TEST EQUIPMENT				
Description	**Manufacturer**	**Model**	**Serial Number**	**FCC ID/ DoC**
Laptop	Apple	Macbook Pro	C02VD7SAHV22	BCGA1708
Laptop AC/DC adapter	Liteon Technology	A1424	NSW25679	DoC
EUT AC/DC adapter	Apple	A1720	C3D8417A7R93KVPA8	DoC
Conducted Switch Box	UL	n/a	208281	N/A

I/O CABLES (RF CONDUCTED TEST)						
Cable No.	**Port**	**# of Identical Ports**	**Connector Type**	**Cable Type**	**Cable Length (m)**	**Remarks**
1	SMA	1	SMA	Shielded	0.75	To spectrum Analyzer
2	Antenna	2	SMA	Shielded	0.2	To Conducted Switch Box
3	USB	1	USB-C	Shielded	1.0	N/A
4	DC	1	DC	Shielded	2	From AC/DC adapter

I/O CABLES (RF RADIATED AND AC LINE CONDUCTED TEST)						
Cable No.	**Port**	**# of Identical Ports**	**Connector Type**	**Cable Type**	**Cable Length (m)**	**Remarks**
1	DC	1	DC	Shielded	2	From AC/DC adapter
2	USB	1	USB-C	Shielded	1	N/A

TEST SETUP

The EUT setup is shown as below. Test software exercised the radio card.

UL VERIFICATION SERVICES INC.
47173 Benicia Street, Fremont, CA 94538; USA TEL:(510) 319-4000 FAX:(510) 661-0888
This report shall not be reproduced except in full, without the written approval of UL Verification Services Inc.

SETUP DIAGRAM FOR CONDUCTED TESTS

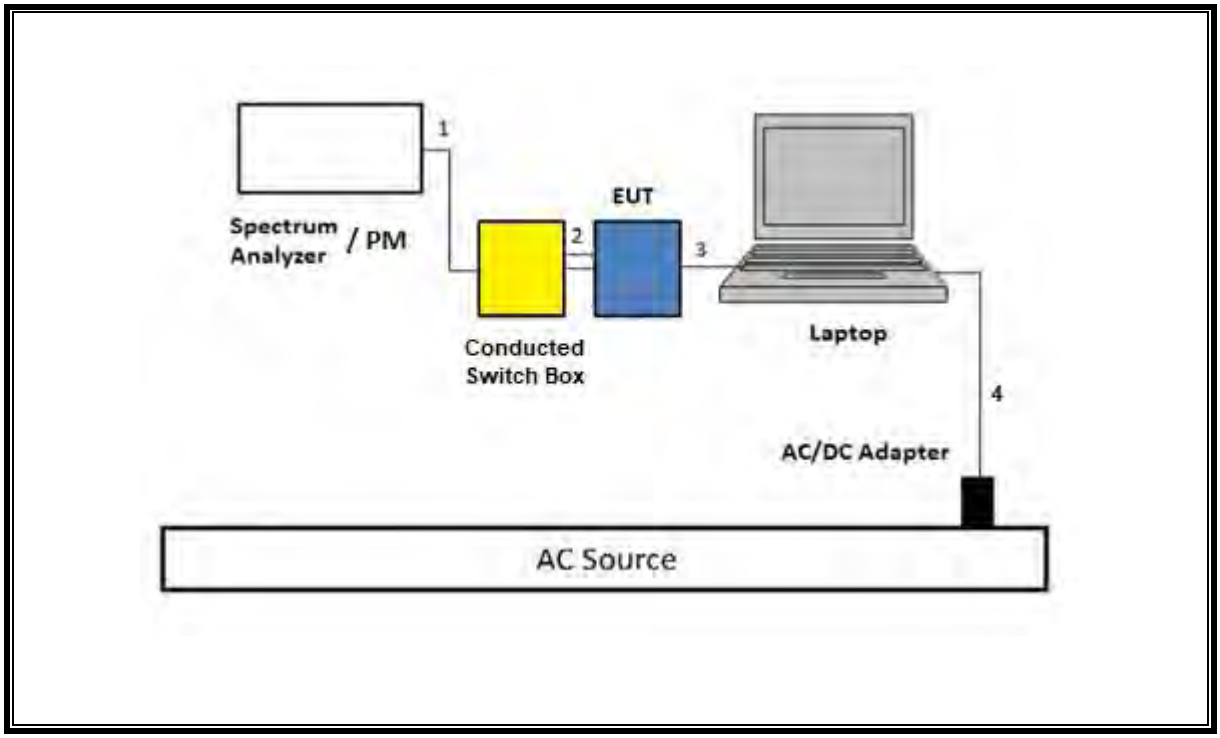

SETUP DIAGRAM FOR RADIATED TESTS Above 1 GHz (1 to 40GHz)

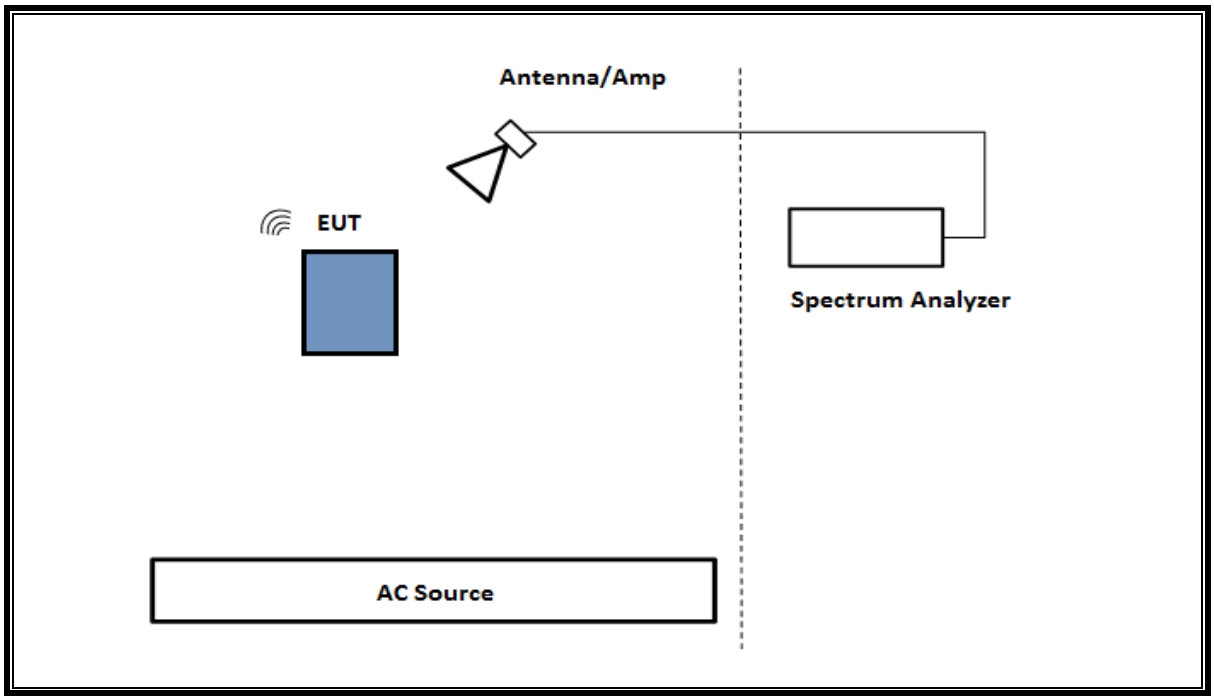

UL VERIFICATION SERVICES INC.
47173 Benicia Street, Fremont, CA 94538; USA TEL:(510) 319-4000 FAX:(510) 661-0888
This report shall not be reproduced except in full, without the written approval of UL Verification Services Inc.

SETUP DIAGRAM FOR 30-1000MHz and AC LINE CONDUCTED TEST

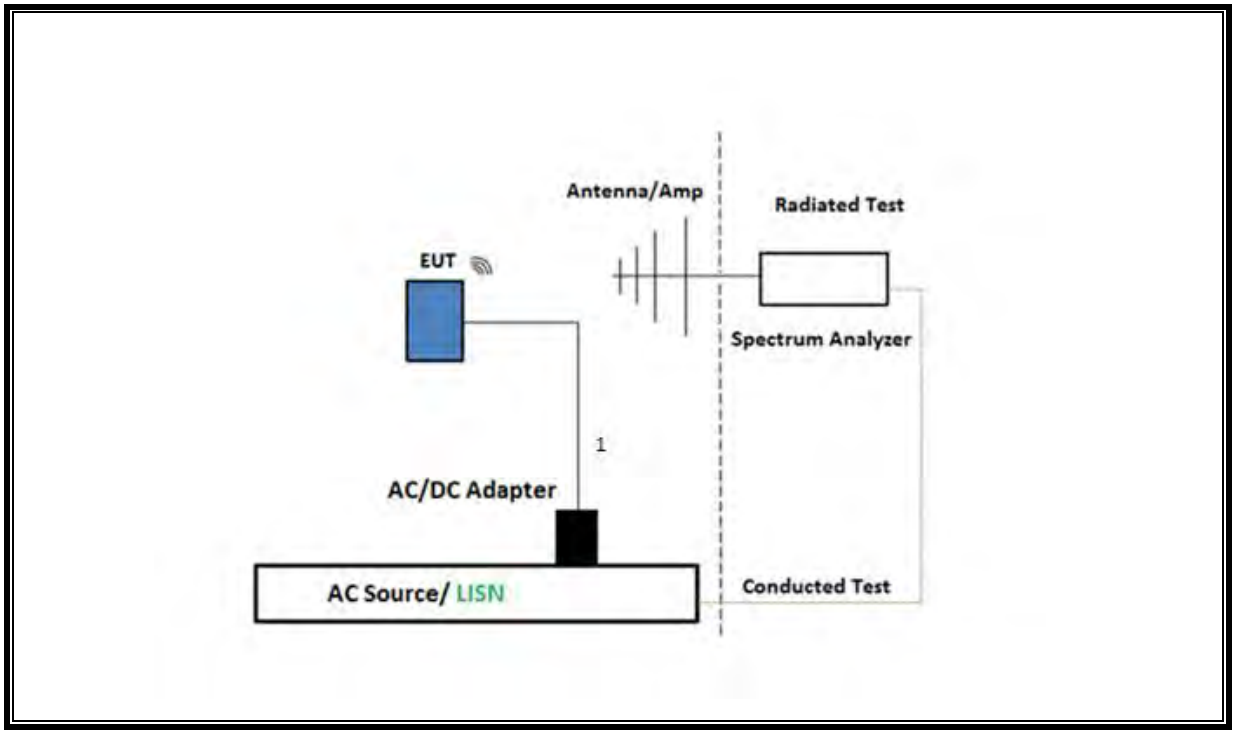

TEST SETUP- AC LINE CONDUCTED: LAPTOP CONFIGURATION

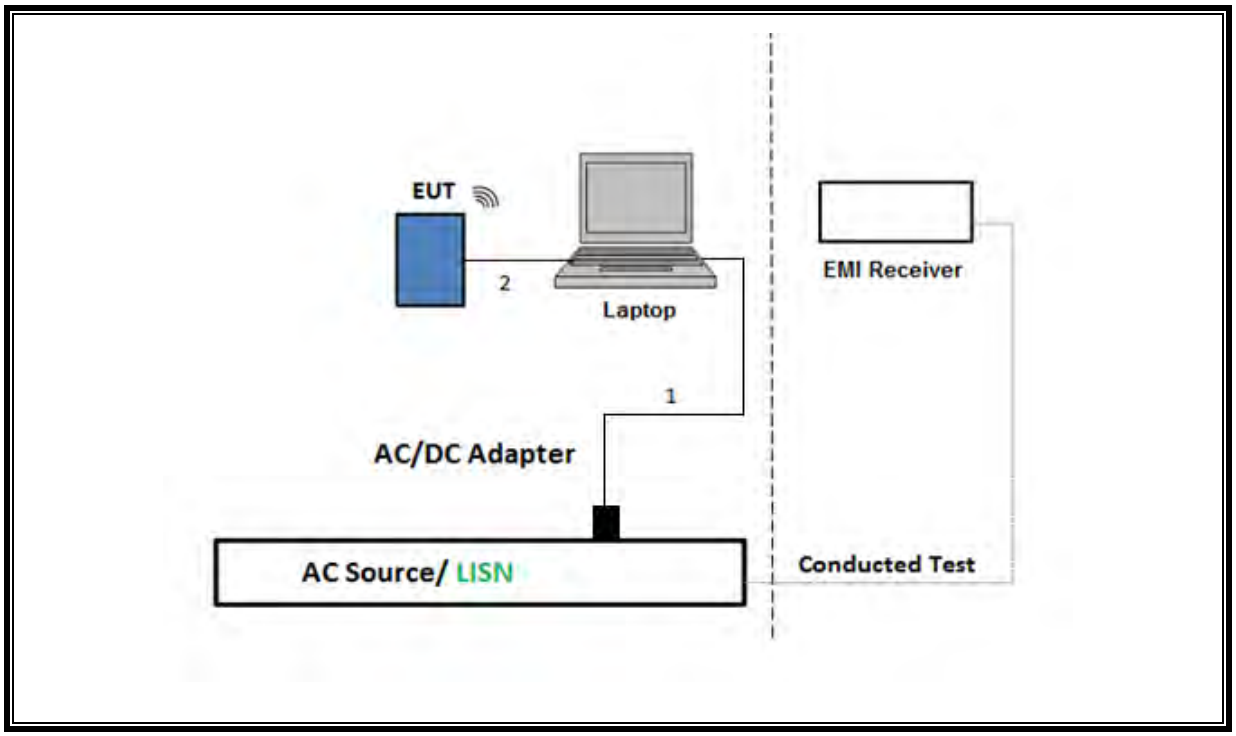

UL VERIFICATION SERVICES INC.
47173 Benicia Street, Fremont, CA 94538; USA TEL:(510) 319-4000 FAX:(510) 661-0888
This report shall not be reproduced except in full, without the written approval of UL Verification Services Inc.

7. TEST AND MEASUREMENT EQUIPMENT

The following test and measurement equipment was utilized for the tests documented in this report:

Description	Manufacturer	Model	ID Num	Cal Due
Antenna, Horn 1-18GHz	ETS-Lindgren	3117	222740	2024/08/31
EMI TEST RECEIVER	Rohde & Schwarz	ESW44	169936	2025/02/28
RF Filter Box, 1-18GHz, 17 Ports	UL-FR1	RATS 2	225575	2025/04/27
Antenna, Horn 1-18GHz	ETS-Lindgren	3117	223084	2024/10/31
EMI TEST RECEIVER	Rohde & Schwarz	ESW44	169935	2025/02/28
RF Filter Box, 1-18GHz, 17 Ports	UL-FR1	RATS 2	226780	2025/04/30
Antenna, Horn 1-18GHz	ETS-Lindgren	3117	230299	2025/01/31
EMI TEST RECEIVER	Rohde & Schwarz	ESW44	169927	2025/02/28
RF Filter Box, 1-18GHz	Miteq	UL-FR1	217521	2024/08/31
Antenna, Horn 1-18GHz	ETS-Lindgren	3117	81887	2025/03/31
EMI TEST RECEIVER	Rohde & Schwarz	ESW44	201501	2024/11/30
RF Filter Box, 1-18GHz, 17 Ports	UL-FR1	RATS 2	224478	2025/01/31
Antenna, Horn 1-18GHz	ETS-Lindgren	3117	230300	2025/01/31
RF Filter Box, 1-18GHz, 12 Ports	UL-FR1	Frankenstein	231876	2025/04/30
EMI TEST RECEIVER	Rohde & Schwarz	ESW44	230548	2025/02/28
Antenna, Broadband Hybrid, 30MHz to 3GHz	Sunol Sciences Corp.	JB3	202329	2025/03/31
Link File, @3m, 9kHz-1000MHz Hybrid Path Loss	UL-FR1	Port 0 Factors	211062	2025/03/31
Antenna, Horn 18 to 26.5GHz	A.R.A.	MWH-1826/B	172354	2024/10/31
Link File, RF Amplifier Assembly, 18-26.5GHz, 60dB Gain	AMPLICAL	AMP18G26.5-60	220194	2024/08/31
Antenna, Horn 26.5 to 40GHz	A.R.A.	MWH-2640/B	172369	2024/10/24
Link File, RF Amplifier Assembly, 26-40GHz, 65dB Gain	AMPLICAL	AMP26G40-65	221834	2025/03/31
Antenna, Passive Loop 30Hz - 1MHz	ELECTRO-METRICS	EM-6871	170014	2024/08/31
Antenna, Passive Loop 100kHz to 30MHz	ELECTRO-METRICS	EM-6872	170016	2024/08/31
Power Meter, P-series single channel	Keysight Technologies Inc	N1911A	90731	2025/01/31
Power Sensor, P - series, 50MHz to 18GHz, Wideband	Keysight Technologies Inc	N1921A	80120	2025/01/31
Power Meter, P-series single channel	Keysight Technologies Inc	N1911A	90719	2025/01/31
Power Sensor, P - series, 50MHz to 18GHz, Wideband	Keysight Technologies Inc	N1921A	90389	2025/01/31
Spectrum Analyzer, PXA, 3Hz to 44GHz	Keysight Technologies Inc	N9030A	80397	2025/01/31
Spectrum Analyzer, PXA, 3Hz to 50GHz w/Ext. Mixer	Keysight Technologies Inc	N9030A	80400	2025/02/02
Spectrum Analyzer, PXA, 3Hz to 44GHz	Keysight Technologies Inc	N9030A	125178	2025/01/31
*Conducted Switch Box	N/A	CSB	208281	2024/04/30
Conducted Switch Box	N/A	CSB	208281	2025/05/08
10dB Fixed Attenuator	Pasternack Enterprises	PE7087-10	178557	Verified Before Use
10dB Fixed Attenuator	Pasternack Enterprises	PE7087-10	178558	Verified Before Use

UL VERIFICATION SERVICES INC.
47173 Benicia Street, Fremont, CA 94538; USA TEL:(510) 319-4000 FAX:(510) 661-0888
This report shall not be reproduced except in full, without the written approval of UL Verification Services Inc.

AC Line Conducted				
Description	**Manufacturer**	**Model**	**ID Num**	**Cal Due**
EMI Test Receiver 9kHz-7GHz	Rohde & Schwarz	ESR	93091	2025/02/28
LISN for Conducted Emissions CISPR-16	FISCHER CUSTOM COMMUNICATIONS	FCC-LISN-50/250-25-2-01-480V	175765	2025/01/31
Transient Limiter	TE	TBFL1	207996	2024/08/31
UL AUTOMATION SOFTWARE				
Radiated Software	UL	UL EMC	Ver 9.5, May 1 , 2023	
Conducted Software	UL	UL EMC	2023.2.23	
AC Line Conducted Software	UL	UL EMC	Ver 9.5, Mar 3, 2023	

*Testing was completed before equipment calibration date

UL VERIFICATION SERVICES INC.
47173 Benicia Street, Fremont, CA 94538; USA TEL:(510) 319-4000 FAX:(510) 661-0888
This report shall not be reproduced except in full, without the written approval of UL Verification Services Inc.

8. MEASUREMENT METHODS

On Time and Duty Cycle: KDB 789033 D02 v02r01, Section B.

6 dB Emission BW: KDB 789033 D02 v02r01, Section C.2

26 dB Emission BW: KDB 789033 D02 v02r01, Section C.1

99% Occupied BW: KDB 789033 D02 v02r01, Section D.

Conducted Output Power: KDB 789033 D02 v02r01

Power Spectral Density: KDB 789033 D02 v02r01, Section F

Unwanted emissions in restricted bands: KDB 789033 D02 v02r01, Sections G.3, G.4, G.5, and G.6.

Unwanted emissions in non-restricted bands: KDB 789033 D02 v02r01, Sections G.3, G.4, and G.5.

AC Power Line Conducted Emissions: ANSI C63.10-2013, Section 6.2.

Radiated Spurious Emissions Below 30MHz: ANSI C63.10-2013 Section 6.4

UL VERIFICATION SERVICES INC.
47173 Benicia Street, Fremont, CA 94538; USA TEL:(510) 319-4000 FAX:(510) 661-0888
This report shall not be reproduced except in full, without the written approval of UL Verification Services Inc.

9. ANTENNA PORT TEST RESULTS

9.1. ON TIME AND DUTY CYCLE

LIMITS

None; for reporting purposes only.

PROCEDURE

ANSI C63.10, Section 12.2: Zero-Span Spectrum Analyzer Method.

ON TIME AND DUTY CYCLE RESULTS

Mode	ON Time B (msec)	Period (msec)	Duty Cycle x (linear)	Duty Cycle (%)	Duty Cycle Correction Factor (dB)	1/T Minimum VBW (kHz)
BDR	1.60	1.60	1.000	100.0%	0.00	0.010
HDR4	1.60	1.60	1.000	100.0%	0.00	0.010
HDR8	1.60	1.60	1.000	100.0%	0.00	0.010

Note: There are the same DCCF on 1TX and 2TX.

DUTY CYCLE PLOT

DUTY CYCLE BDR

UL VERIFICATION SERVICES INC.
47173 Benicia Street, Fremont, CA 94538; USA TEL:(510) 319-4000 FAX:(510) 661-0888

This report shall not be reproduced except in full, without the written approval of UL Verification Services Inc.

9.2. 26 dB AND 99% BANDWIDTH

LIMITS

None; for reporting purposes only.

TEST PROCEDURE

The transmitter output is connected to a spectrum analyzer. The RBW is set to ≥ 1% of the 20 dB bandwidth. The VBW is set to ≥ 3xRBW. The sweep time is coupled.

RESULTS

Only High-Power modes result is reported, it covers all Low Power modes. Only Mid channel plot is reported to show setting parameter complies with testing method/procedure.

UL VERIFICATION SERVICES INC.
47173 Benicia Street, Fremont, CA 94538; USA TEL:(510) 319-4000 FAX:(510) 661-0888
This report shall not be reproduced except in full, without the written approval of UL Verification Services Inc.

9.2.1. HIGH POWER SISO MODE

(SISO)	Frequency (MHz)	Channel Number	26 dB Bandwidth (MHz)		99% Bandwidth (MHz)	
			Ant 6	Ant 5	Ant 6	Ant 5
BDR (UNII-1)	5162	low	1.277	1.287	1.0001	1.0088
	5203	mid	1.286	1.281	1.0039	1.0011
	5245	high	1.284	1.279	1.0025	1.0020
HDR 4 (UNII-1)	5162	low	2.730	2.734	2.3100	2.3098
	5203	mid	2.737	2.726	2.3119	2.3136
	5245	high	2.732	2.737	2.3130	2.3153
HDR 8 (UNII-1)	5162	low	5.755	5.741	4.8036	4.8008
	5203	mid	5.763	5.745	4.8076	4.7940
	5245	high	5.740	5.746	4.8020	4.7949
BDR (UNII-3)	5733	low	1.284	1.294	1.0071	1.0084
	5788	mid	1.278	1.281	1.0020	1.0039
	5844	high	1.280	1.280	1.0030	1.0013
HDR 4 (UNII-3)	5733	low	2.732	2.733	2.3163	2.3174
	5788	mid	2.744	2.737	2.3196	2.3155
	5844	high	2.742	2.776	2.3227	2.3216
HDR 8 (UNII-8)	5733	low	5.758	5.748	4.8250	4.8065
	5788	mid	5.766	5.776	4.8345	4.8226
	5844	high	5.764	5.769	4.8275	4.8207

UL VERIFICATION SERVICES INC.
47173 Benicia Street, Fremont, CA 94538; USA TEL:(510) 319-4000 FAX:(510) 661-0888
This report shall not be reproduced except in full, without the written approval of UL Verification Services Inc.

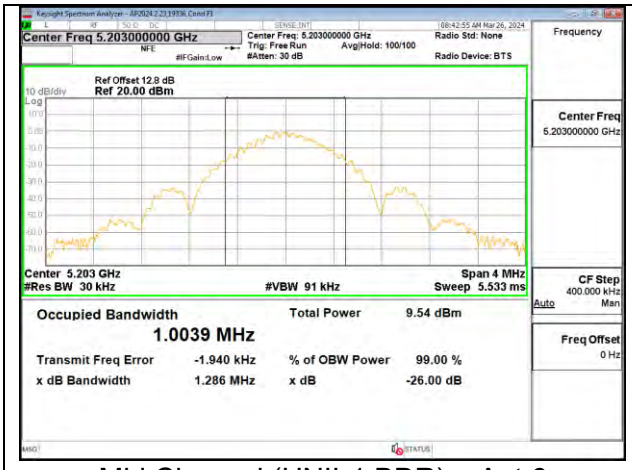

Mid Channel (UNII-1 BDR) – Ant 6

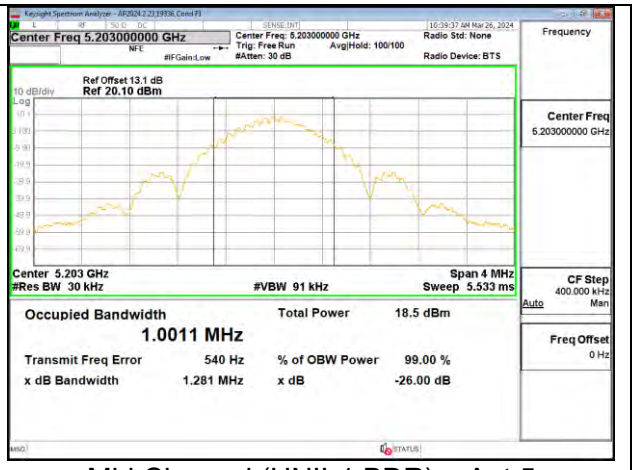

Mid Channel (UNII-1 BDR) – Ant 5

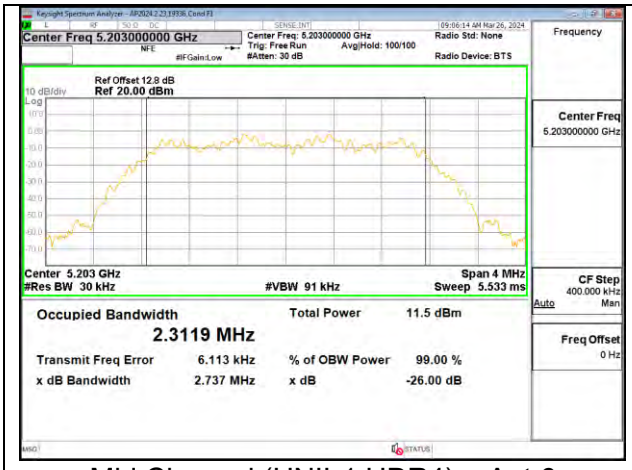

Mid Channel (UNII-1 HDR4) – Ant 6

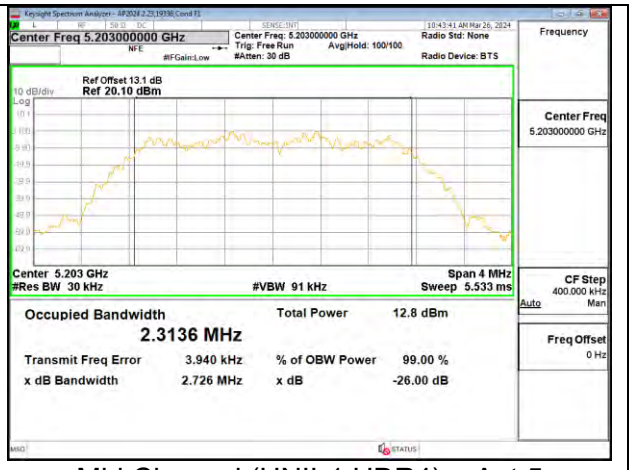

Mid Channel (UNII-1 HDR4) – Ant 5

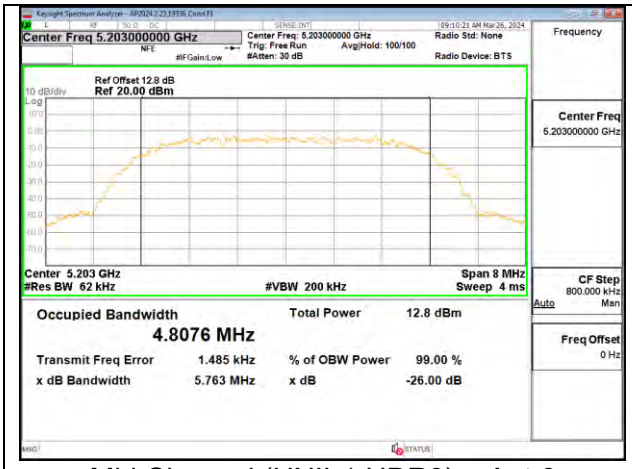

Mid Channel (UNII-1 HDR8) – Ant 6

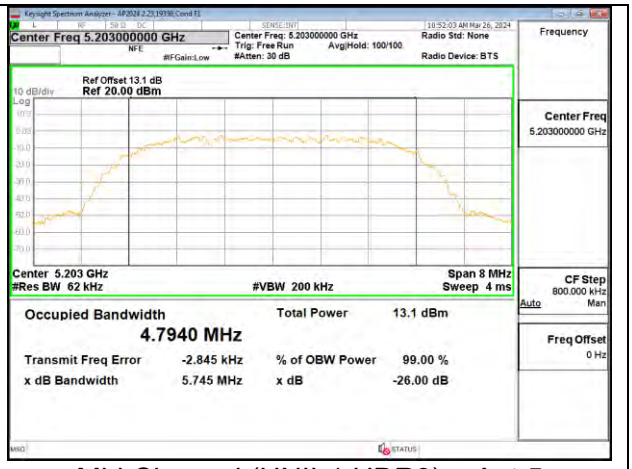

Mid Channel (UNII-1 HDR8) – Ant 5

UL VERIFICATION SERVICES INC.
47173 Benicia Street, Fremont, CA 94538; USA TEL:(510) 319-4000 FAX:(510) 661-0888
This report shall not be reproduced except in full, without the written approval of UL Verification Services Inc.

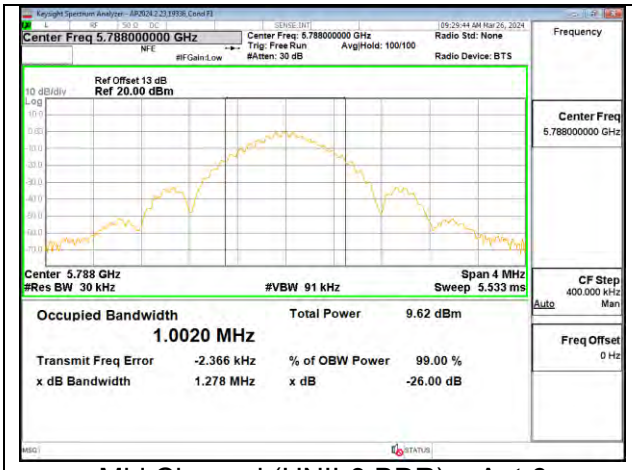

Mid Channel (UNII-3 BDR) – Ant 6

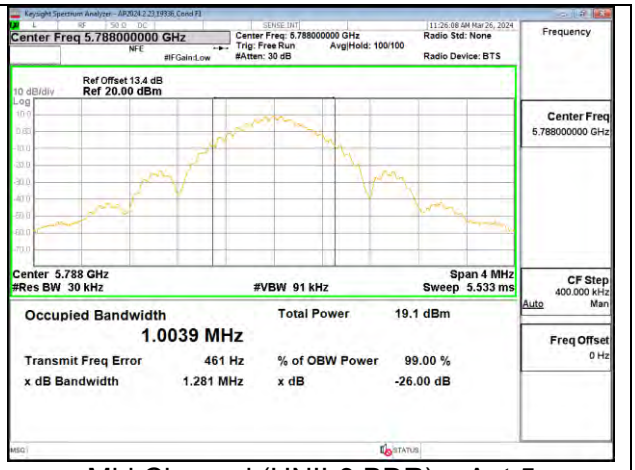

Mid Channel (UNII-3 BDR) – Ant 5

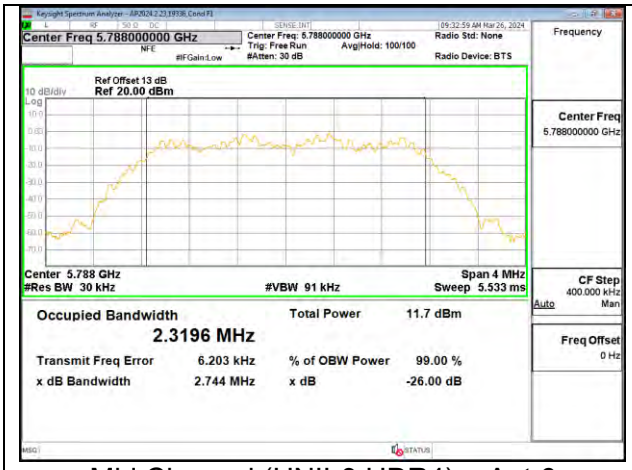

Mid Channel (UNII-3 HDR4) – Ant 6

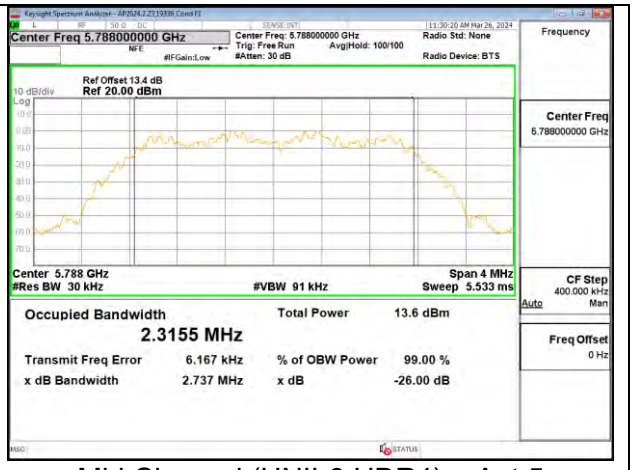

Mid Channel (UNII-3 HDR4) – Ant 5

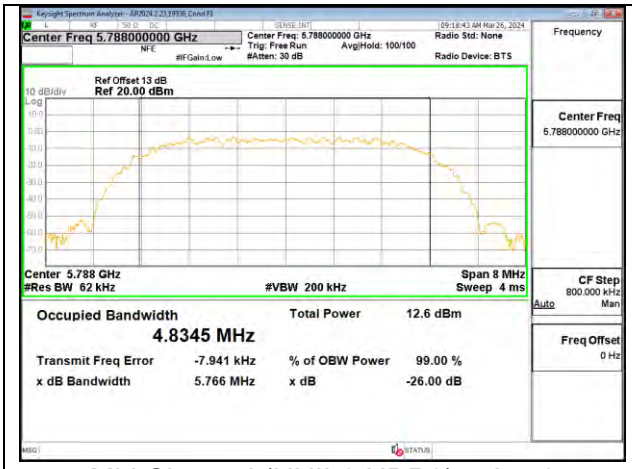

Mid Channel (UNII-3 HDR8) – Ant 6

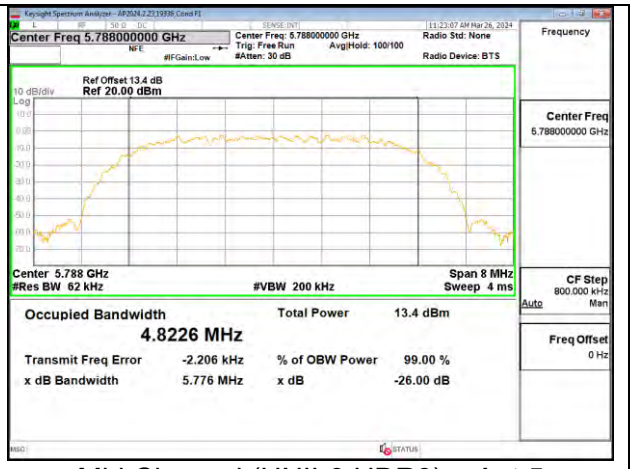

Mid Channel (UNII-3 HDR8) – Ant 5

UL VERIFICATION SERVICES INC.
47173 Benicia Street, Fremont, CA 94538; USA TEL:(510) 319-4000 FAX:(510) 661-0888
This report shall not be reproduced except in full, without the written approval of UL Verification Services Inc.

9.2.2. HIGH POWER TXBF MODE

(MIMO BF)	Frequency (MHz)	Channel Number	26 dB Bandwidth (MHz)		99% Bandwidth (MHz)		
			Ant 6	Ant 5	Ant 6	Ant 5	Min BW
BDR (UNII-1)	5162	low	1.285	1.278	1.0040	1.0049	1.0040
	5203	mid	1.276	1.283	1.0039	1.0036	1.0036
	5245	high	1.289	1.282	1.0056	1.0019	1.0019
HDR 4 (UNII-1)	5162	low	2.728	2.729	2.3094	2.3108	2.3094
	5203	mid	2.732	2.731	2.3140	2.3134	2.3134
	5245	high	2.739	2.73	2.3124	2.3123	2.3123
HDR 8 (UNII-1)	5162	low	5.749	5.746	4.7994	4.8115	4.7994
	5203	mid	5.747	5.75	4.8005	4.8070	4.8005
	5245	high	5.739	5.743	4.8013	4.8032	4.8013
BDR (UNII-3)	5733	low	1.288	1.285	1.0000	1.0019	--
	5788	mid	1.287	1.275	1.0063	1.0066	--
	5844	high	1.285	1.283	1.0107	1.0021	--
HDR 4 (UNII-3)	5733	low	2.745	2.735	2.3196	2.3254	--
	5788	mid	2.740	2.747	2.3197	2.3210	--
	5844	high	2.739	2.743	2.3212	2.3198	--
HDR 8 (UNII-3)	5733	low	5.780	5.763	4.8257	4.8316	--
	5788	mid	5.769	5.771	4.8110	4.8187	--
	5844	high	5.768	5.753	4.8163	4.8181	--

UL VERIFICATION SERVICES INC.
47173 Benicia Street, Fremont, CA 94538; USA TEL:(510) 319-4000 FAX:(510) 661-0888
This report shall not be reproduced except in full, without the written approval of UL Verification Services Inc.

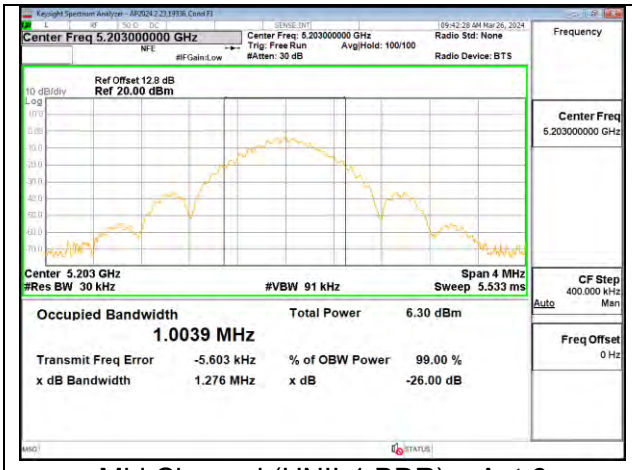

Mid Channel (UNII-1 BDR) – Ant 6

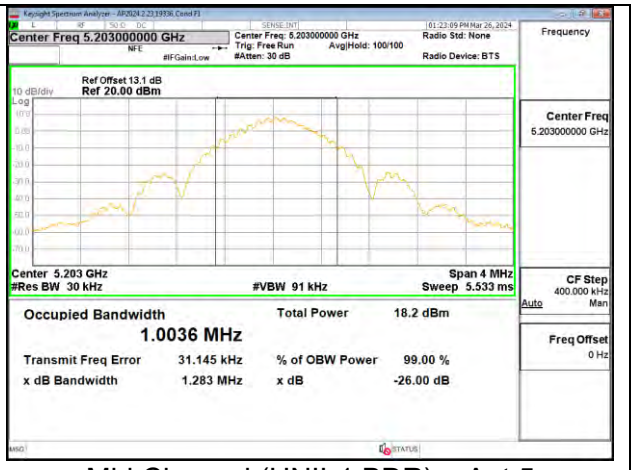

Mid Channel (UNII-1 BDR) – Ant 5

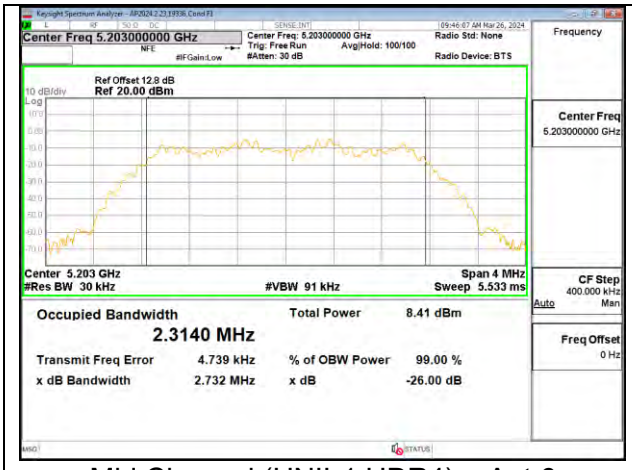

Mid Channel (UNII-1 HDR4) – Ant 6

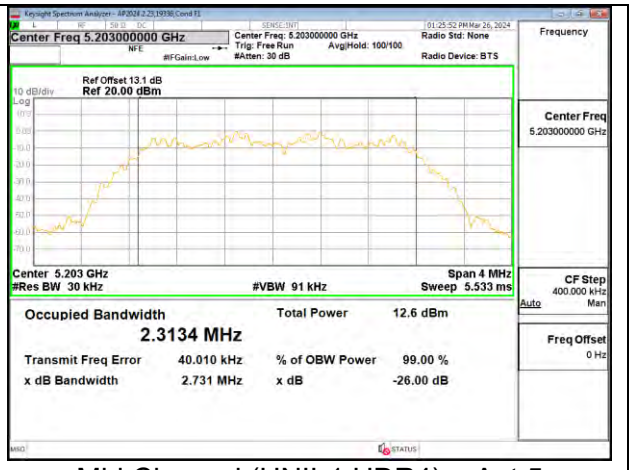

Mid Channel (UNII-1 HDR4) – Ant 5

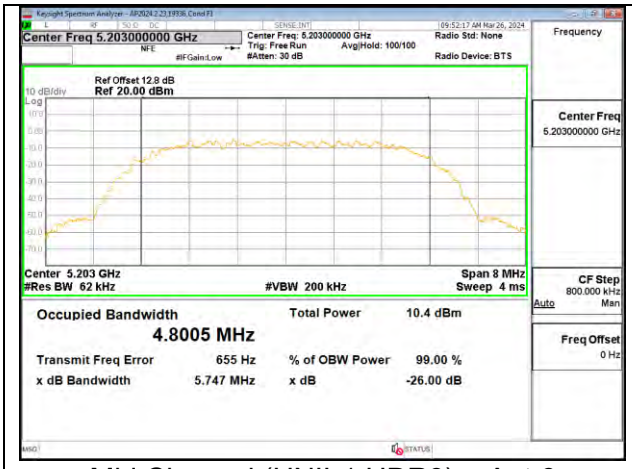

Mid Channel (UNII-1 HDR8) – Ant 6

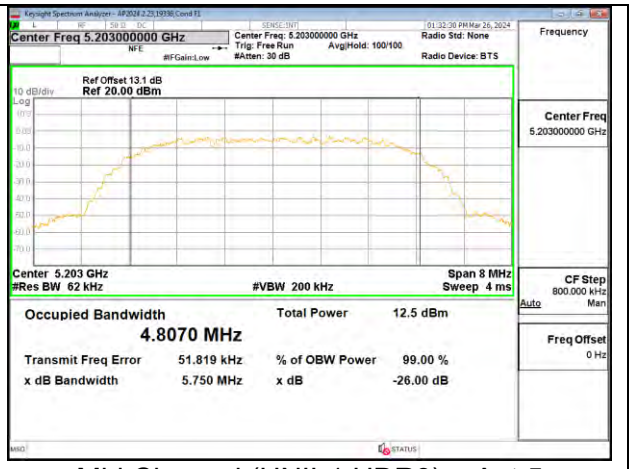

Mid Channel (UNII-1 HDR8) – Ant 5

UL VERIFICATION SERVICES INC.
47173 Benicia Street, Fremont, CA 94538; USA TEL:(510) 319-4000 FAX:(510) 661-0888
This report shall not be reproduced except in full, without the written approval of UL Verification Services Inc.

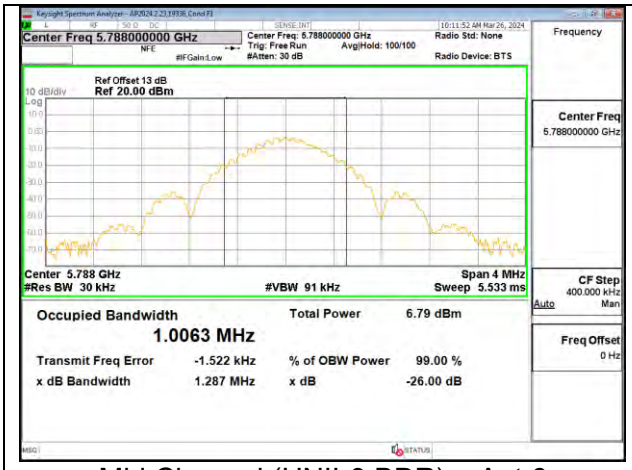

Mid Channel (UNII-3 BDR) – Ant 6

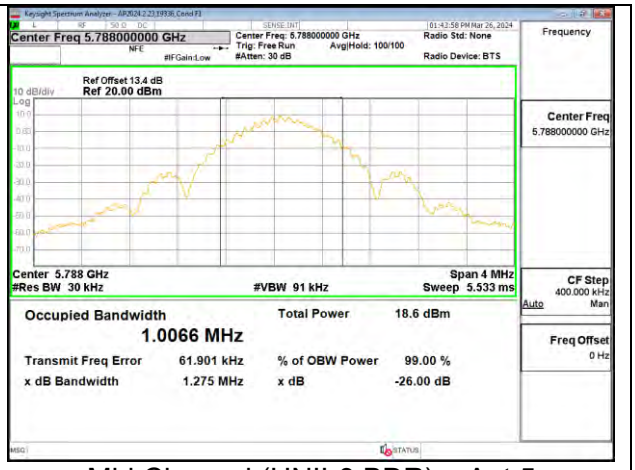

Mid Channel (UNII-3 BDR) – Ant 5

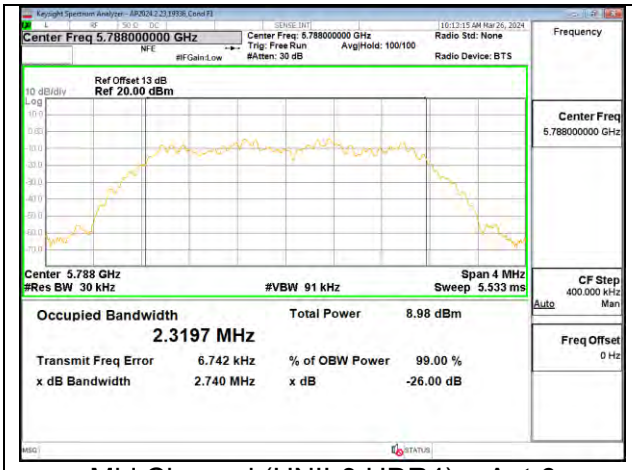

Mid Channel (UNII-3 HDR4) – Ant 6

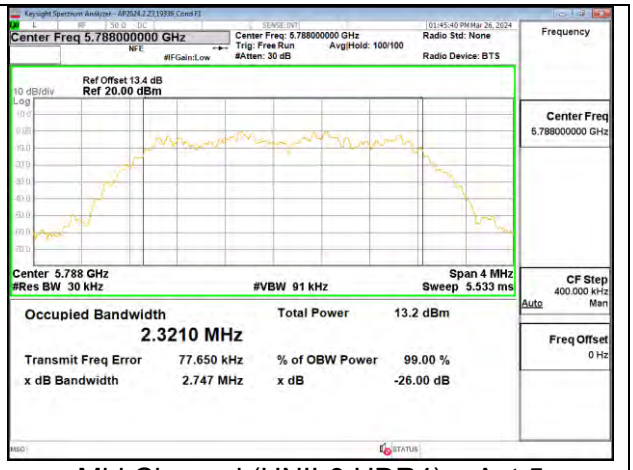

Mid Channel (UNII-3 HDR4) – Ant 5

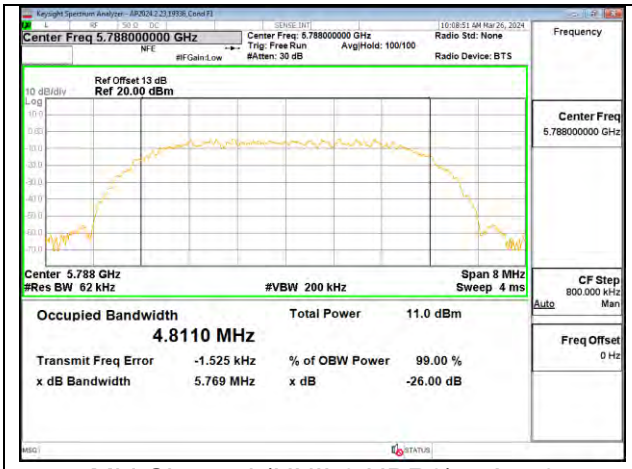

Mid Channel (UNII-3 HDR8) – Ant 6

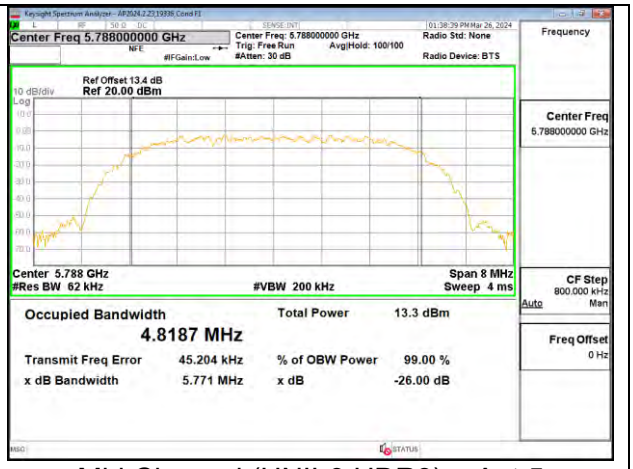

Mid Channel (UNII-3 HDR8) – Ant 5

UL VERIFICATION SERVICES INC.
47173 Benicia Street, Fremont, CA 94538; USA TEL:(510) 319-4000 FAX:(510) 661-0888
This report shall not be reproduced except in full, without the written approval of UL Verification Services Inc.

9.3. 6 dB BANDWIDTH

LIMITS

FCC §15.407 (e)

RSS-247 6.2.4.1

The minimum 6 dB bandwidth shall be at least 500 kHz.

RESULTS

Only High Power at BDR mode result is reported, it covers all Low Power modes. Only Mid channel plot is reported to show setting parameter complies with testing method/procedure.

UL VERIFICATION SERVICES INC.
47173 Benicia Street, Fremont, CA 94538; USA TEL:(510) 319-4000 FAX:(510) 661-0888

This report shall not be reproduced except in full, without the written approval of UL Verification Services Inc.

9.3.1. HIGH OUTPUT BDR SISO MODE IN THE UNII-3 BAND

UNII-3 (SISO)	Frequency (MHz)	Channel Number	6 dB BW (MHz)	
			Ant 6	Ant 5
BDR	5733	low	0.663	0.642
	5788	mid	0.639	0.630
	5844	high	0.657	0.663

MID CHANNEL [ANT 6]

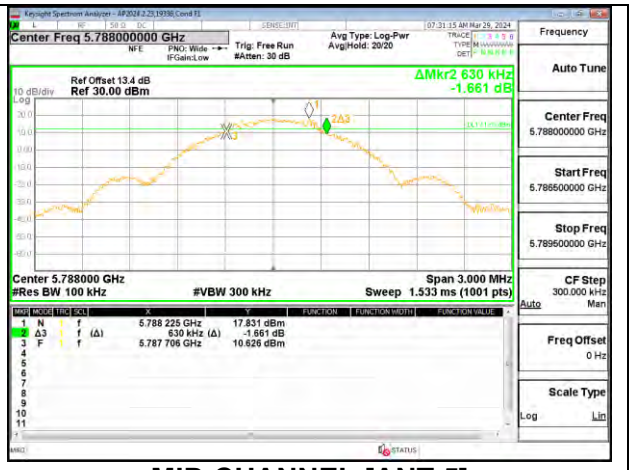

MID CHANNEL [ANT 5]

UL VERIFICATION SERVICES INC.
47173 Benicia Street, Fremont, CA 94538; USA TEL:(510) 319-4000 FAX:(510) 661-0888

This report shall not be reproduced except in full, without the written approval of UL Verification Services Inc.

9.3.2. HIGH OUTPUT BDR TXBF MODE IN THE UNII-3 BAND

UNII-3 (MIMO BF)	Frequency (MHz)	Channel Number	6 dB BW (MHz)	
			Ant 6	Ant 5
BDR	5733	low	0.663	0.624
	5788	mid	0.639	0.642
	5844	high	0.657	0.639

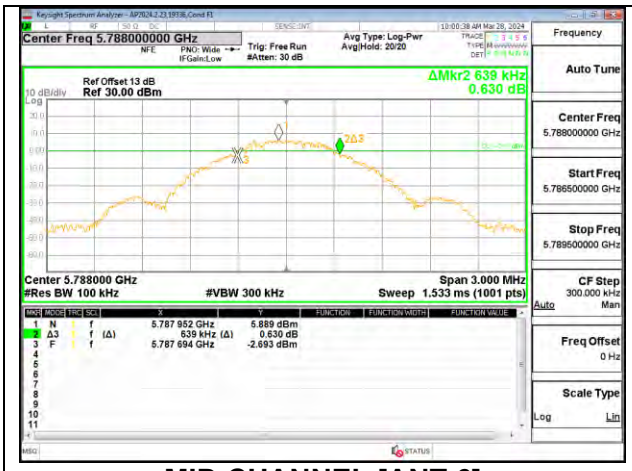

MID CHANNEL [ANT 6]

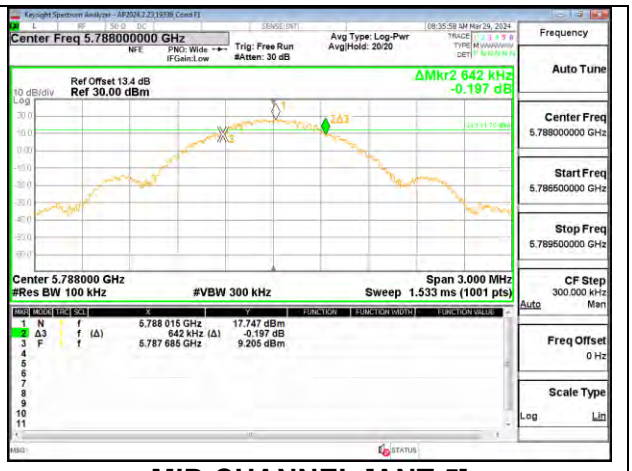

MID CHANNEL [ANT 5]

UL VERIFICATION SERVICES INC.
47173 Benicia Street, Fremont, CA 94538; USA TEL:(510) 319-4000 FAX:(510) 661-0888

This report shall not be reproduced except in full, without the written approval of UL Verification Services Inc.

9.4. OUTPUT POWER AND PSD

LIMITS

FCC §15.407

Band 5.15–5.25 GHz
(iv) For mobile and portable client devices in the 5.15-5.25 GHz band, the maximum conducted output power over the frequency band of operation shall not exceed 250 mW provided the maximum antenna gain does not exceed 6 dBi. In addition, the maximum power spectral density shall not exceed 11 dBm in any 1 megahertz band. If transmitting antennas of directional gain greater than 6 dBi are used, both the maximum conducted output power and the maximum power spectral density shall be reduced by the amount in dB that the directional gain of the antenna exceeds 6 dBi.

Band 5.725-5.85 GHz
The maximum conducted output power over the frequency band of operation shall not exceed 1 W. In addition, the maximum power spectral density shall not exceed 30 dBm in any 500-kHz band. If transmitting antennas of directional gain greater than 6 dBi are used, both the maximum conducted output power and the maximum power spectral density shall be reduced by the amount in dB that the directional gain of the antenna exceeds 6 dBi. However, fixed point-to-point U-NII devices operating in this band may employ transmitting antennas with directional gain greater than 6 dBi without any corresponding reduction in transmitter conducted power. Fixed, point-to-point operations exclude the use of point-to-multipoint systems, omnidirectional applications, and multiple collocated transmitters transmitting the same information.

RSS-247

Band 5.15-5.25 GHz
The maximum e.i.r.p. shall not exceed 200 mW or 10 + 10 log10B, dBm, whichever power is less. B is the 99% emission bandwidth in megahertz. The e.i.r.p. spectral density shall not exceed 10 dBm in any 1.0 MHz band.

Band 5.725-5.85 GHz
The maximum conducted output power shall not exceed 1 W. The power spectral density shall not exceed 30 dBm in any 500 kHz band. If transmitting antennas of directional gain greater than 6 dBi are used, both the maximum conducted output power and the power spectral density shall be reduced by the amount in dB that the directional gain of the antenna exceeds 6 dBi. However, fixed point-to-point devices operating in this band may employ transmitting antennas with directional gain greater than 6 dBi without any corresponding reduction in transmitter conducted power. Fixed point-to-point operations exclude the use of point-to-multipoint systems, omnidirectional applications and multiple collocated transmitters transmitting the same information.

TEST PROCEDURE

The measurement method used for output power is KDB 789033 D02 v02r01, Section E.3.b (Method PM-G).

The measurement method used for power spectral density is KDB 789033 D02 v02r01, Section F.

UL VERIFICATION SERVICES INC.
47173 Benicia Street, Fremont, CA 94538; USA TEL:(510) 319-4000 FAX:(510) 661-0888
This report shall not be reproduced except in full, without the written approval of UL Verification Services Inc.

DIRECTIONAL ANTENNA GAIN

For 1 TX:
There is only one transmitter output therefore the directional gain is equal to the antenna gain.

For 2 TX:

Tx chains are correlated for power and correlated for PSD due to the device supporting TX BF in all MIMO modes. The directional gains are as follows:

Band (GHz)	ANT 6 Gain (dBi)	ANT 5 Gain (dBi)	Uncorrelated Chains Directional Gain (dBi)	Correlated Chains Directional Gain (dBi)
UNII-1, 5.2GHz	-0.40	-4.40	-1.95	0.84
UNII-3, 5.8GHz	0.30	-0.40	-0.04	2.97

RESULTS:

DIRECTIONAL GAIN CALCULATION:

ANSI C63.10-2013 section 14.4.3

Uncorrelated directional gain=10*LOG((10^(Ant1/10)+10^(Ant2/10))/2)
Correlated directional Gain=10*LOG(((10^(Ant1/20)+10^(Ant2/20))^2)/2)

Sample Calculation:

Ant6=-0.40, Ant5=-4.40

Uncorrelated Antenna gain=10log[(10^(-0.40/10)+10^(-4.40/10))/2]=-1.95dBi

Correlated Antenna gain=10log[(10^(-0.40/20)+10^(-4.40/20))^2)/2]=0.84dBi

UL VERIFICATION SERVICES INC.
47173 Benicia Street, Fremont, CA 94538; USA TEL:(510) 319-4000 FAX:(510) 661-0888
This report shall not be reproduced except in full, without the written approval of UL Verification Services Inc.

9.4.1. UNII-1 BAND SISO MODE

UNII-1 (SISO) (5162 - 5245MHz)	
DCCF (dB)	0.00
Ant 1 (dBi)	-0.40
Ant 2 (dBi)	-4.40

UNII-1 (SISO)	Power Config.	Freq (MHz)	Ch. #	Minimum Bandwidth (MHz)		Power Limit (dBm)		Output Power (Gated) (dBm)		Total Corrected Power (dBm)		PSD Limit (dBm/MHz)		PSD (dBm/MHz)		Total Corrected PSD (dBm/MHz)	
				Ant 6	Ant 5	Ant 6	Ant 5	Ant 6	Ant 5	Ant 6	Ant 5	Ant 6	Ant 5	Ant 6	Ant 5	Ant 6	Ant 5
BDR (FCC)	High	5162	Low	--		24	24	9.95	9.97	9.95	9.97	11	11	9.680	9.954	9.680	9.954
		5203	Mid					9.93	9.91	9.93	9.91			9.869	9.802	9.869	9.802
		5245	High					9.86	9.92	9.86	9.92			9.462	9.835	9.462	9.835
BDR (FCC)	Low	5162	Low					6.25	4.95	6.25	4.95			5.597	4.559	5.597	4.559
		5203	Mid					6.30	4.96	6.30	4.96			5.730	4.582	5.730	4.582
		5245	High					6.32	4.98	6.32	4.98			5.773	4.655	5.773	4.655
HDR 4 (FCC)	High	5162	Low					11.41	11.48	11.41	11.48			8.855	8.791	8.855	8.791
		5203	Mid					11.45	11.42	11.45	11.42			8.707	8.635	8.707	8.635
		5245	High					11.42	11.42	11.42	11.42			8.882	8.877	8.882	8.877
HDR 4 (FCC)	Low	5162	Low					-0.12	-1.53	-0.12	-1.53			-2.863	-4.192	-2.863	-4.192
		5203	Mid					-0.07	-1.55	-0.07	-1.55			-2.730	-4.243	-2.730	-4.243
		5245	High					-0.05	-1.60	-0.05	-1.60			-2.571	-4.375	-2.571	-4.375
HDR 8 (FCC)	High	5162	Low					13.82	13.91	13.82	13.91			8.451	8.807	8.451	8.807
		5203	Mid					13.86	13.94	13.86	13.94			8.542	8.719	8.542	8.719
		5245	High					13.76	13.98	13.76	13.98			8.408	8.756	8.408	8.756
HDR 8 (FCC)	Low	5162	Low					-0.03	-1.58	-0.03	-1.58			-5.764	-6.967	-5.764	-6.967
		5203	Mid					-0.12	-1.64	-0.12	-1.64			-5.265	-7.115	-5.265	-7.115
		5245	High					-0.19	-1.62	-0.19	-1.62			-5.452	-7.047	-5.452	-7.047
BDR (IC)	High	5162	Low	1.00	1.01	10.40	14.44	8.98	12.80	8.98	12.80	10.40	14.40	8.958	12.476	8.958	12.476
		5203	Mid	1.00	1.00	10.42	14.40	8.96	12.92	8.96	12.92			8.835	12.805	8.835	12.805
		5245	High	1.00	1.00	10.41	14.41	8.95	12.85	8.95	12.85			8.905	12.561	8.905	12.561
BDR (IC)	Low	5162	Low	1.00	0.99	10.40	14.37	6.25	4.95	6.25	4.95			5.597	4.559	5.597	4.559
		5203	Mid	1.00	1.00	10.41	14.39	6.30	4.96	6.30	4.96			5.730	4.582	5.730	4.582
		5245	High	1.00	0.99	10.40	14.37	6.32	4.98	6.32	4.98			5.773	4.655	5.773	4.655
HDR 4 (IC)	High	5162	Low	2.31	2.31	14.04	18.04	10.93	14.93	10.93	14.93			8.305	12.727	8.305	12.727
		5203	Mid	2.31	2.31	14.04	18.04	10.92	14.92	10.92	14.92			8.534	12.835	8.534	12.835
		5245	High	2.31	2.32	14.04	18.05	10.98	14.95	10.98	14.95			8.440	12.647	8.440	12.647
HDR 4 (IC)	Low	5162	Low	2.32	2.35	14.05	18.12	-0.12	-1.53	-0.12	-1.53			-2.863	-4.192	-2.863	-4.192
		5203	Mid	2.31	2.36	14.04	18.13	-0.07	-1.55	-0.07	-1.55			-2.730	-4.243	-2.730	-4.243
		5245	High	2.31	2.37	14.04	18.15	-0.05	-1.60	-0.05	-1.60			-2.571	-4.375	-2.571	-4.375
HDR 8 (IC)	High	5162	Low	4.80	4.80	17.22	21.21	12.92	14.95	12.92	14.95			8.032	9.944	8.032	9.944
		5203	Mid	4.81	4.79	17.22	21.21	12.90	14.96	12.90	14.96			7.676	9.698	7.676	9.698
		5245	High	4.80	4.79	17.21	21.21	12.91	14.89	12.91	14.89			7.956	9.972	7.956	9.972
HDR 8 (IC)	Low	5162	Low	4.81	4.94	17.22	21.34	-0.03	-1.58	-0.03	-1.58			-5.764	-6.967	-5.764	-6.967
		5203	Mid	4.81	4.93	17.22	21.32	-0.12	-1.64	-0.12	-1.64			-5.265	-7.115	-5.265	-7.115
		5245	High	4.82	4.91	17.23	21.31	-0.19	-1.62	-0.19	-1.62			-5.452	-7.047	-5.452	-7.047

UL VERIFICATION SERVICES INC.
47173 Benicia Street, Fremont, CA 94538; USA TEL:(510) 319-4000 FAX:(510) 661-0888

This report shall not be reproduced except in full, without the written approval of UL Verification Services Inc.

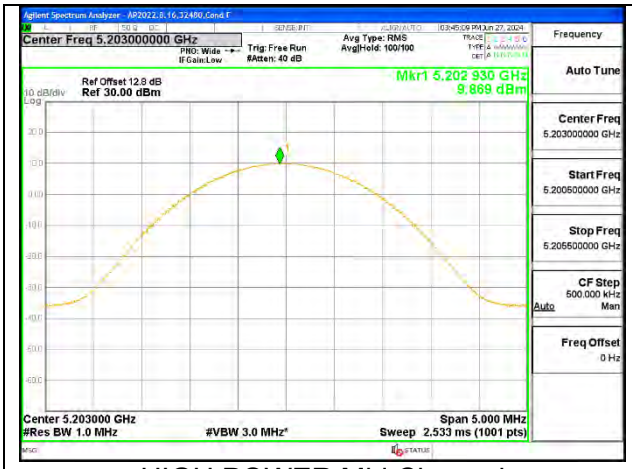

HIGH POWER Mid Channel
(UNII-1 BDR) – Ant 6 - FCC

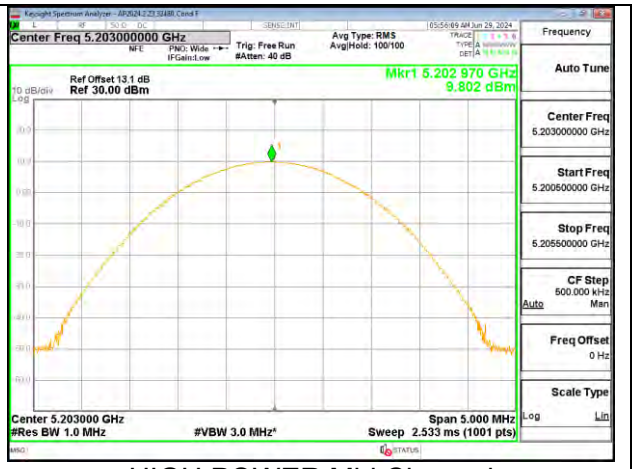

HIGH POWER Mid Channel
Mid Channel (UNII-1 BDR) – Ant 5 - FCC

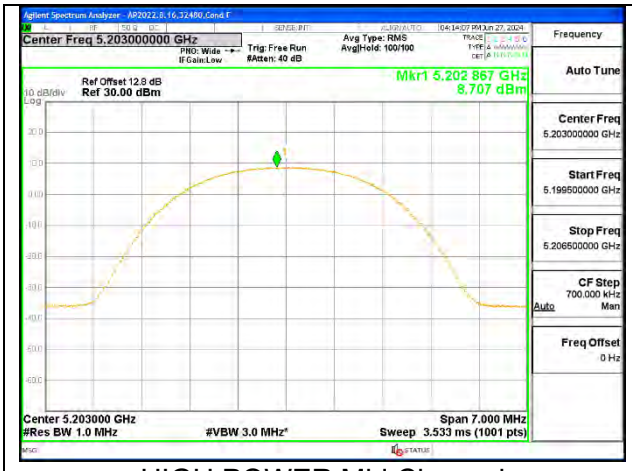

HIGH POWER Mid Channel
Mid Channel (UNII-1 HDR4) – Ant 6 - FCC

HIGH POWER Mid Channel
Mid Channel (UNII-1 HDR4) – Ant 5 - FCC

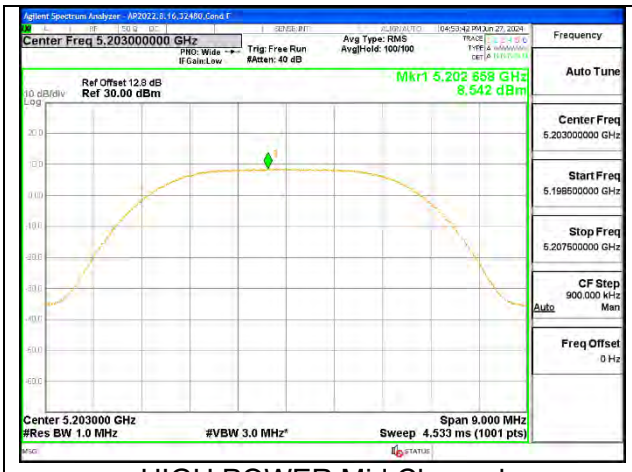

HIGH POWER Mid Channel
Mid Channel (UNII-1 HDR8) – Ant 6 - FCC

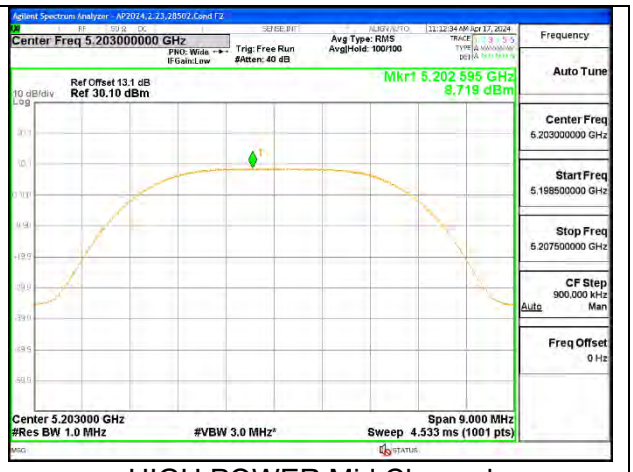

HIGH POWER Mid Channel
Mid Channel (UNII-1 HDR8) – Ant 5 - FCC

UL VERIFICATION SERVICES INC.
47173 Benicia Street, Fremont, CA 94538; USA TEL:(510) 319-4000 FAX:(510) 661-0888
This report shall not be reproduced except in full, without the written approval of UL Verification Services Inc.

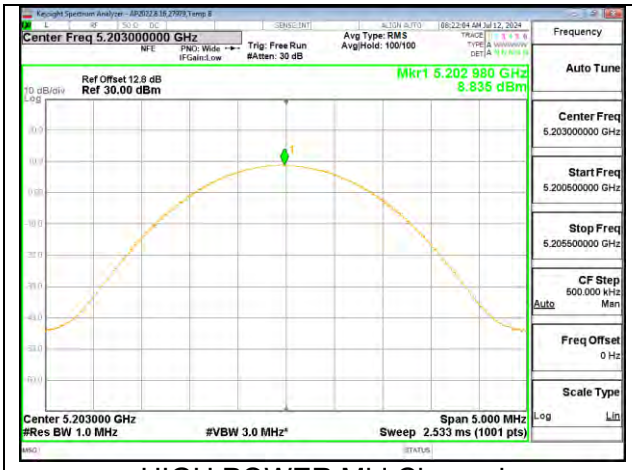

HIGH POWER Mid Channel
(UNII-1 BDR) – Ant 6 - IC

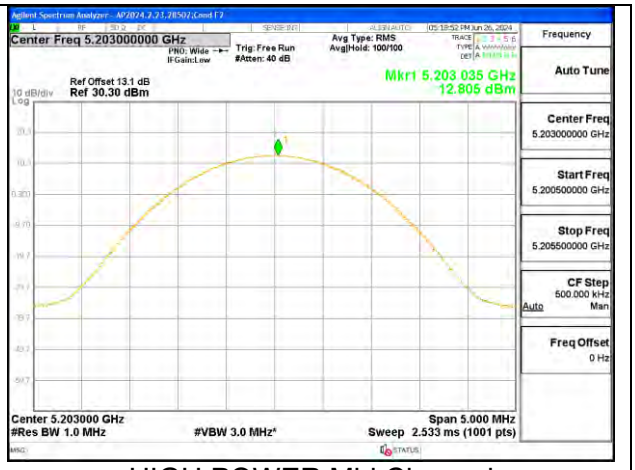

HIGH POWER Mid Channel
Mid Channel (UNII-1 BDR) – Ant 5 - IC

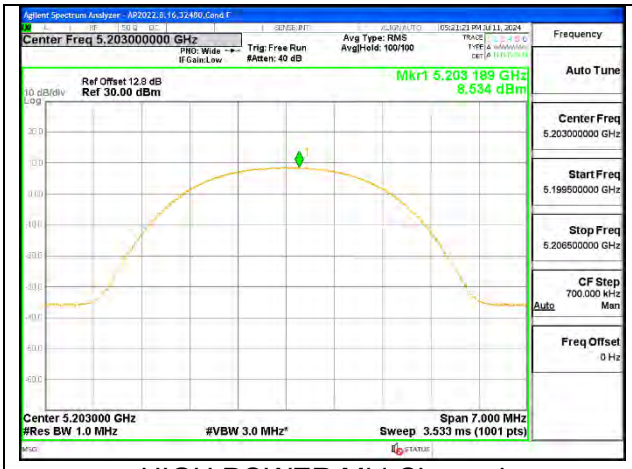

HIGH POWER Mid Channel
Mid Channel (UNII-1 HDR4) – Ant 6 - IC

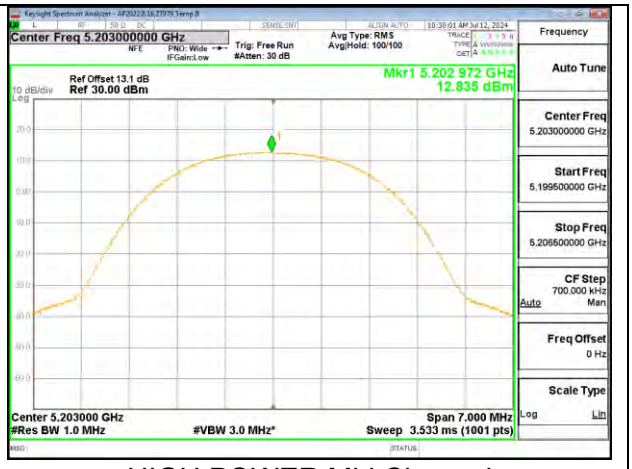

HIGH POWER Mid Channel
Mid Channel (UNII-1 HDR4) – Ant 5 - IC

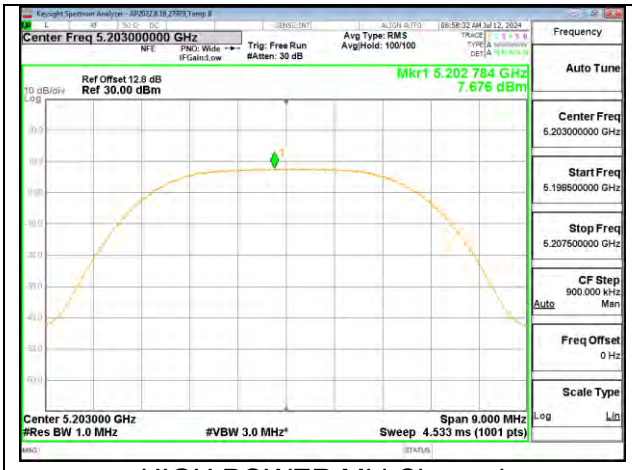

HIGH POWER Mid Channel
Mid Channel (UNII-1 HDR8) – Ant 6 - IC

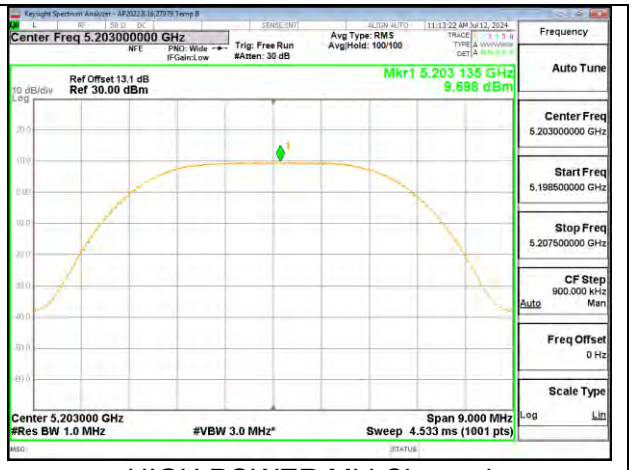

HIGH POWER Mid Channel
Mid Channel (UNII-1 HDR8) – Ant 5 - IC

UL VERIFICATION SERVICES INC.
47173 Benicia Street, Fremont, CA 94538; USA TEL:(510) 319-4000 FAX:(510) 661-0888
This report shall not be reproduced except in full, without the written approval of UL Verification Services Inc.

9.4.2. UNII-1 BAND MIMO TXBF MODE

UNII-1 (MIMO BF) (5162 - 5245MHz)	
DCCF (dB)	0.00
Un-Correlated Gain (dBi)	-1.95
Correlated Gain (dBi)	0.84

UNII-1 (MIMO BF)	Power Config.	Freq (MHz)	Ch. #	Min BW (MHz)	Power Limit (dBm)	Output Power (Gated) (dBm)		Total MIMO Corrected Power (dBm)	PSD Limit (dBm/MHz)	PSD (dBm/MHz)		Total MIMO Corrected PSD (dBm/MHz)
						Ant 6	Ant 5			Ant 6	Ant 5	
BDR (FCC)	High	5162	Low	--	24	6.98	6.94	9.97	11	6.678	6.814	9.757
		5203	Mid			6.96	6.92	9.95		6.602	6.770	9.697
		5245	High			6.80	6.91	9.87		6.429	6.963	9.715
BDR (FCC)	Low	5162	Low			6.41	4.92	8.74		5.690	4.719	8.242
		5203	Mid			6.42	4.88	8.73		5.748	5.023	8.411
		5245	High			6.42	4.93	8.75		5.480	4.744	8.138
HDR4 (FCC)	High	5162	Low			8.44	8.46	11.46		5.631	6.058	8.860
		5203	Mid			8.35	8.45	11.41		5.448	5.807	8.642
		5245	High			8.41	8.47	11.45		6.007	5.952	8.990
HDR4 (FCC)	Low	5162	Low			-0.05	-1.61	2.25		-2.616	-4.409	-0.410
		5203	Mid			-0.01	-1.52	2.31		-2.735	-4.176	-0.386
		5245	High			-0.02	-1.54	2.30		-2.764	-4.221	-0.421
HDR8 (FCC)	High	5162	Low			10.92	10.91	13.93		5.604	5.803	8.715
		5203	Mid			10.95	10.93	13.95		5.687	5.877	8.793
		5245	High			10.85	10.89	13.88		5.401	5.746	8.587
HDR8 (FCC)	Low	5162	Low			-0.18	-1.53	2.21		-5.521	-6.845	-3.122
		5203	Mid			-0.01	-1.61	2.27		-5.170	-7.059	-3.002
		5245	High			-0.12	-1.51	2.25		-5.452	-6.790	-3.059
BDR (IC)	High	5162	Low	1.00	9.18	2.84	6.94	8.37	9.16	2.788	6.814	8.262
		5203	Mid	1.00	9.18	2.97	6.92	8.39		2.965	6.770	8.282
		5245	High	1.00	9.17	2.89	6.91	8.36		2.759	6.963	8.361
BDR (IC)	Low	5162	Low	0.99	11.90	2.91	4.92	7.04		2.883	4.719	6.908
		5203	Mid	0.99	9.13	2.94	4.88	7.03		2.986	5.023	7.133
		5245	High	1.00	9.14	2.98	4.93	7.07		2.822	4.744	6.899
HDR4 (IC)	High	5162	Low	2.31	12.79	4.97	8.91	10.38		2.793	6.429	7.991
		5203	Mid	2.31	12.80	4.96	8.92	10.39		2.668	6.205	7.797
		5245	High	2.31	12.80	4.81	8.93	10.35		2.670	6.329	7.884
HDR4 (IC)	Low	5162	Low	2.32	12.81	-0.05	-1.61	2.25		-2.616	-4.409	-0.410
		5203	Mid	2.32	12.81	-0.01	-1.52	2.31		-2.735	-4.176	-0.386
		5245	High	2.32	12.81	-0.02	-1.54	2.30		-2.764	-4.221	-0.421
HDR8 (IC)	High	5162	Low	4.80	15.97	6.83	10.91	12.34		1.674	5.803	7.222
		5203	Mid	4.80	15.97	6.85	10.93	12.36		1.706	5.877	7.284
		5245	High	4.80	15.97	6.95	10.89	12.36		1.940	5.746	7.258
HDR8 (IC)	Low	5162	Low	4.80	15.97	-0.18	-1.53	2.21		-5.521	-6.845	-3.122
		5203	Mid	4.81	15.98	-0.01	-1.61	2.27		-5.170	-7.059	-3.002
		5245	High	4.81	15.98	-0.12	-1.51	2.25		-5.452	-6.790	-3.059

UL VERIFICATION SERVICES INC.
47173 Benicia Street, Fremont, CA 94538; USA TEL:(510) 319-4000 FAX:(510) 661-0888
This report shall not be reproduced except in full, without the written approval of UL Verification Services Inc.

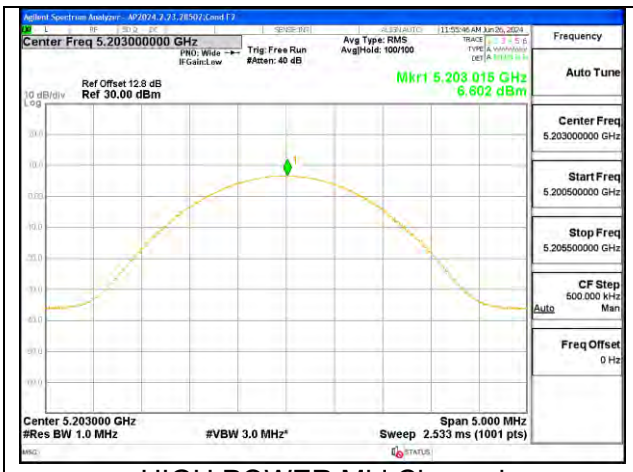

HIGH POWER Mid Channel
Mid Channel (UNII-1 BDR) – Ant 6 - FCC

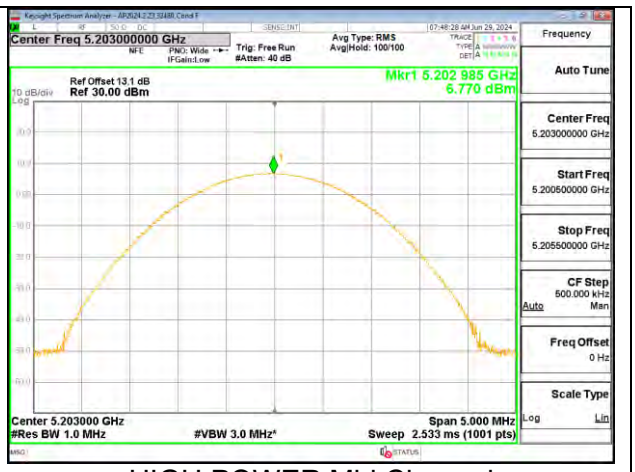

HIGH POWER Mid Channel
Mid Channel (UNII-1 BDR) – Ant 5 - FCC

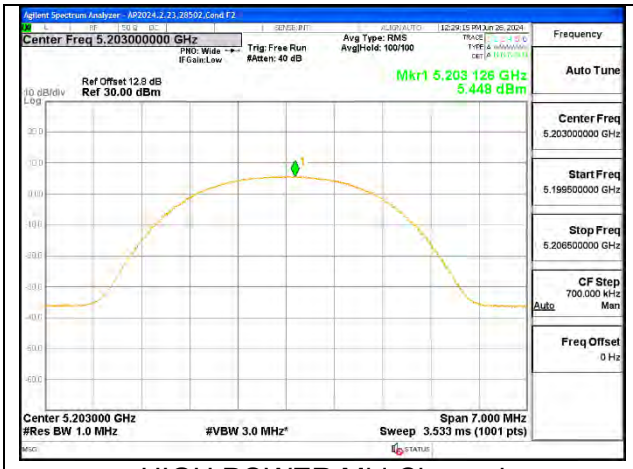

HIGH POWER Mid Channel
Mid Channel (UNII-1 HDR4) – Ant 6 - FCC

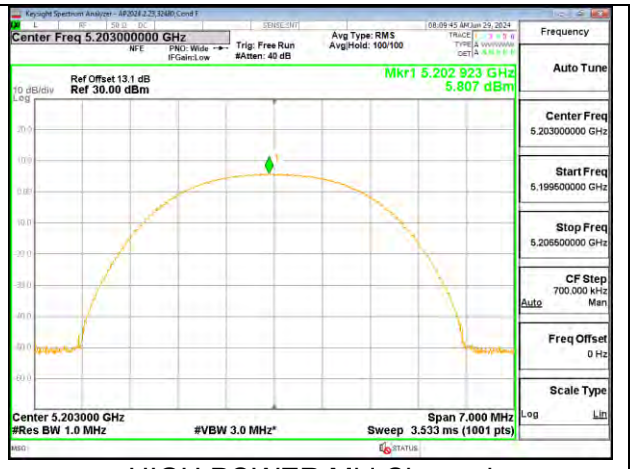

HIGH POWER Mid Channel
Mid Channel (UNII-1 HDR4) – Ant 5 - FCC

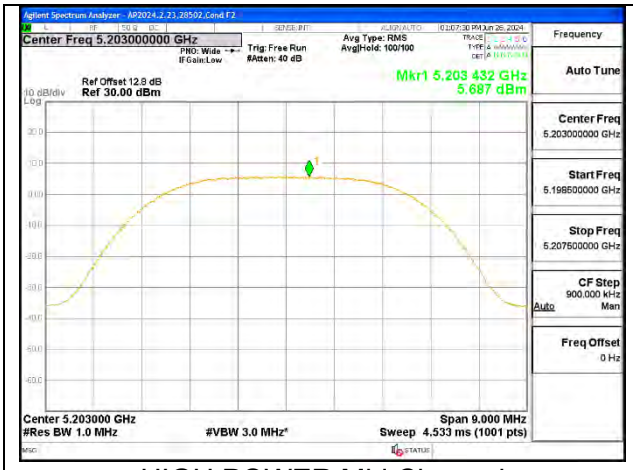

HIGH POWER Mid Channel
Mid Channel (UNII-1 HDR8) – Ant 6 - FCC

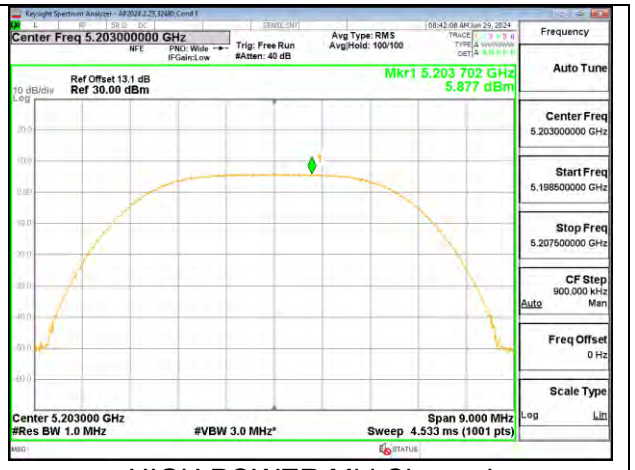

HIGH POWER Mid Channel
Mid Channel (UNII-1 HDR8) – Ant 5 - FCC

UL VERIFICATION SERVICES INC.
47173 Benicia Street, Fremont, CA 94538; USA TEL:(510) 319-4000 FAX:(510) 661-0888
This report shall not be reproduced except in full, without the written approval of UL Verification Services Inc.

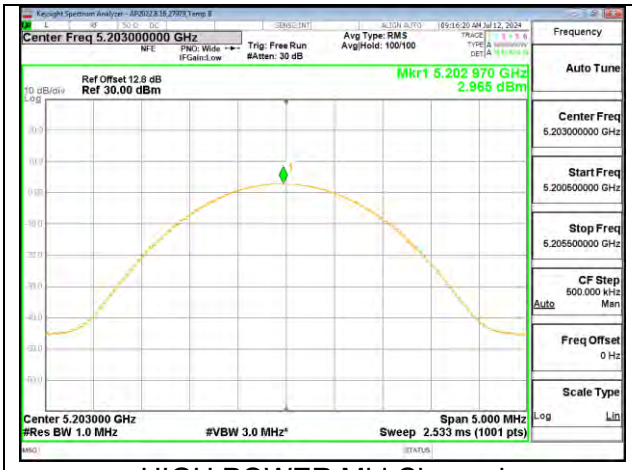

HIGH POWER Mid Channel
Mid Channel (UNII-1 BDR) – Ant 6 - IC

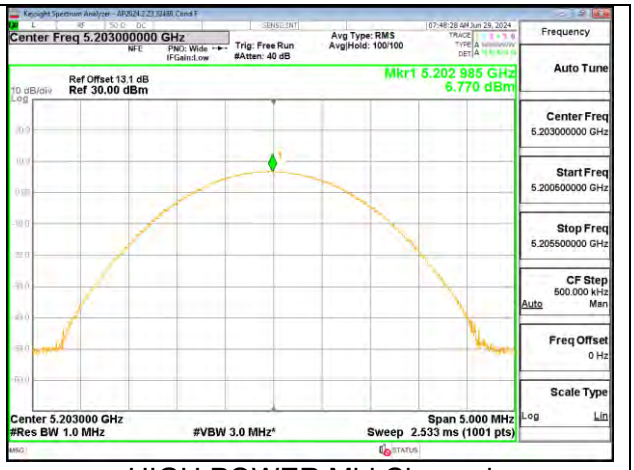

HIGH POWER Mid Channel
Mid Channel (UNII-1 BDR) – Ant 5 - IC

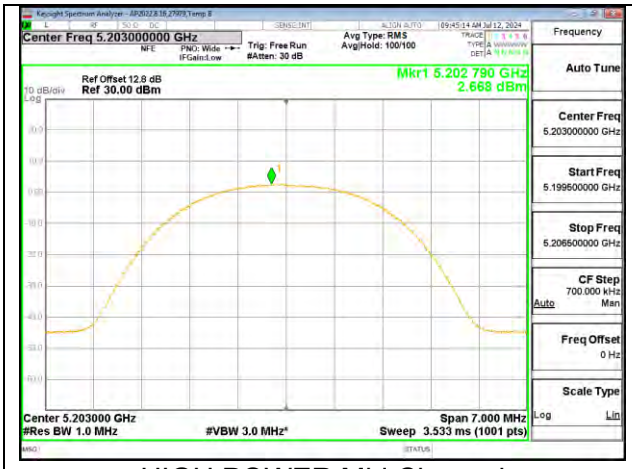

HIGH POWER Mid Channel
Mid Channel (UNII-1 HDR4) – Ant 6 - IC

HIGH POWER Mid Channel
Mid Channel (UNII-1 HDR4) – Ant 5 - IC

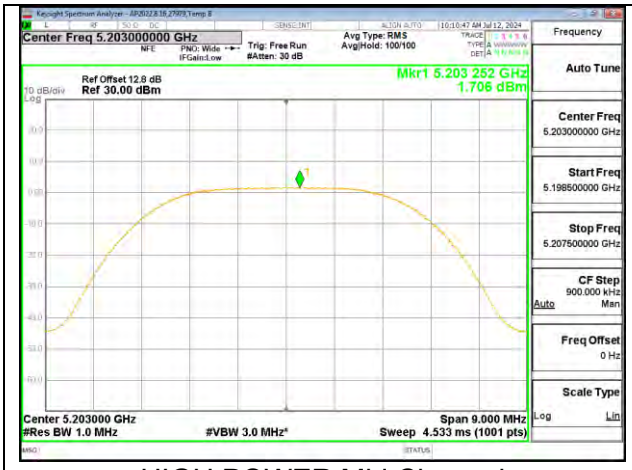

HIGH POWER Mid Channel
Mid Channel (UNII-1 HDR8) – Ant 6 - IC

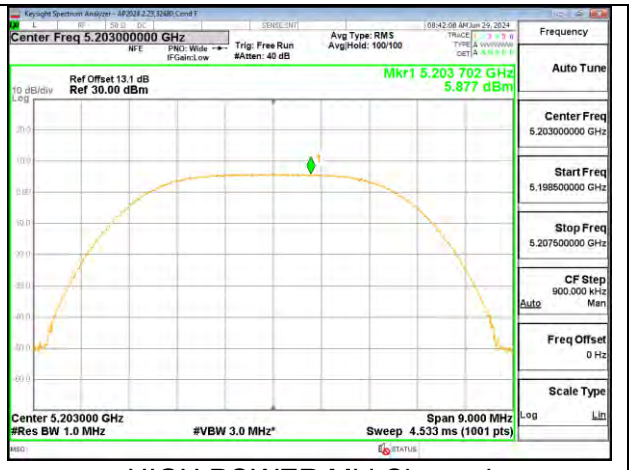

HIGH POWER Mid Channel
Mid Channel (UNII-1 HDR8) – Ant 5 - IC

UL VERIFICATION SERVICES INC.
47173 Benicia Street, Fremont, CA 94538; USA TEL:(510) 319-4000 FAX:(510) 661-0888
This report shall not be reproduced except in full, without the written approval of UL Verification Services Inc.

9.4.3. UNII-3 BAND SISO MODE

UNII-3 (SISO) (5733- 5844MHz)	
DCCF (dB)	0.00
Ant 1 (dBi)	0.30
Ant 2 (dBi)	-0.40

UNII-3 (SISO)	Power Config.	Freq (MHz)	Ch. #	Power Limit (dBm)		Output Power (Gated) (dBm)		Total Corrected Power (dBm)		PSD Limit (dBm/500kHz)		PSD (dBm/MHz)		Total Corrected PSD (dBm/500kHz)	
				Ant 6	Ant 5	Ant 6	Ant 5	Ant 6	Ant 5	Ant 6	Ant 5	Ant 6	Ant 5	Ant 6	Ant 5
BDR	High	5733	Low	30	30	15.48	15.46	15.48	15.46	30	30	14.732	14.761	14.732	14.761
		5788	Mid			15.47	15.46	15.47	15.46			14.788	14.755	14.788	14.755
		5844	High			15.35	15.46	15.35	15.46			14.359	14.691	14.359	14.691
	Low	5733	Low			7.41	5.91	7.41	5.91			6.653	5.289	6.653	5.289
		5788	Mid			7.46	5.93	7.46	5.93			6.788	5.342	6.788	5.342
		5844	High			7.42	5.95	7.42	5.95			6.434	5.389	6.434	5.389
HDR 4	High	5733	Low			15.46	15.42	15.46	15.42			10.655	10.512	10.655	10.512
		5788	Mid			15.44	15.46	15.44	15.46			10.606	10.791	10.606	10.791
		5844	High			15.39	15.48	15.39	15.48			10.465	10.762	10.465	10.762
	Low	5733	Low			0.92	-0.55	0.92	-0.55			-3.775	-5.294	-3.775	-5.294
		5788	Mid			0.97	-0.64	0.97	-0.64			-3.900	-5.731	-3.900	-5.731
		5844	High			0.91	-0.58	0.91	-0.58			-3.800	-5.579	-3.800	-5.579
HDR 8	High	5733	Low			15.47	15.38	15.47	15.38			7.467	7.493	7.467	7.493
		5788	Mid			15.46	15.45	15.46	15.45			7.692	7.664	7.692	7.664
		5844	High			15.41	15.47	15.41	15.47			7.307	7.701	7.307	7.701
	Low	5733	Low			0.92	-0.57	0.92	-0.57			-6.924	-8.394	-6.924	-8.394
		5788	Mid			0.91	-0.67	0.91	-0.67			-7.065	-8.672	-7.065	-8.672
		5844	High			0.96	-0.53	0.96	-0.53			-6.860	-8.291	-6.860	-8.291

UL VERIFICATION SERVICES INC.
47173 Benicia Street, Fremont, CA 94538; USA TEL:(510) 319-4000 FAX:(510) 661-0888
This report shall not be reproduced except in full, without the written approval of UL Verification Services Inc.

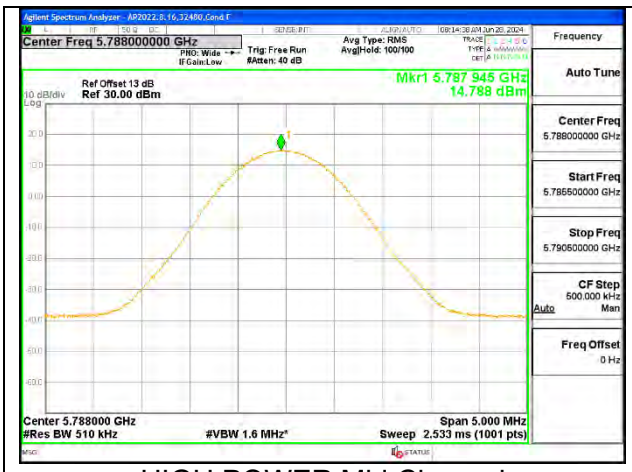

HIGH POWER Mid Channel
Mid Channel (UNII-3 BDR) – Ant 6

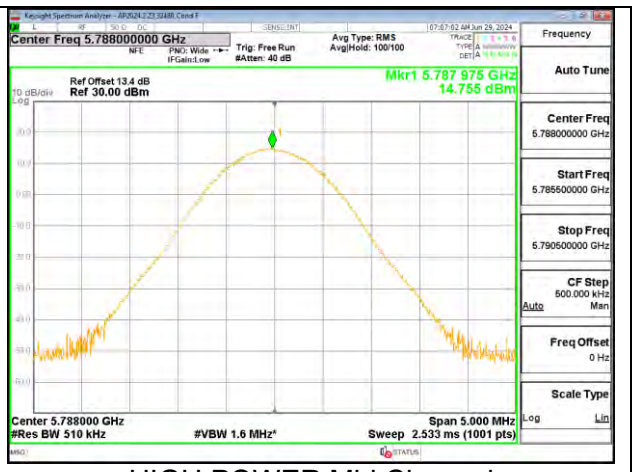

HIGH POWER Mid Channel
Mid Channel (UNII-3 BDR) – Ant 5

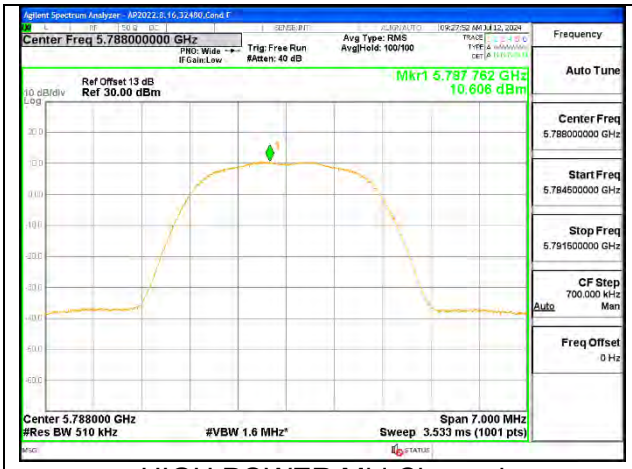

HIGH POWER Mid Channel
Mid Channel (UNII-3 HDR4) – Ant 6

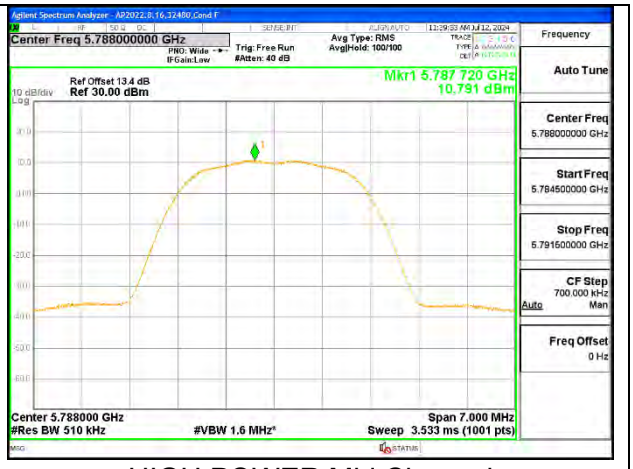

HIGH POWER Mid Channel
Mid Channel (UNII-3 HDR4) – Ant 5

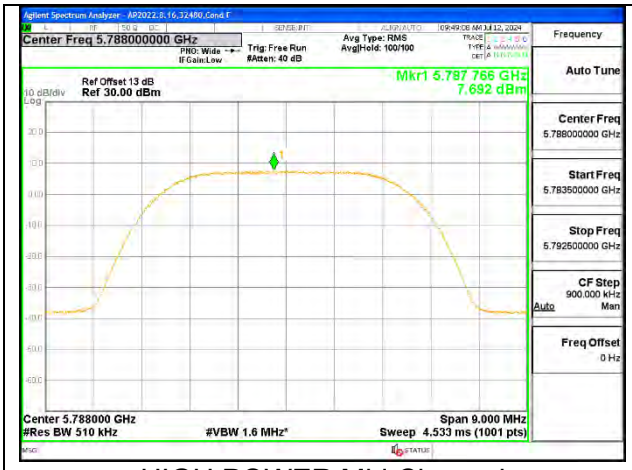

HIGH POWER Mid Channel
Mid Channel (UNII-3 HDR8) – Ant 6

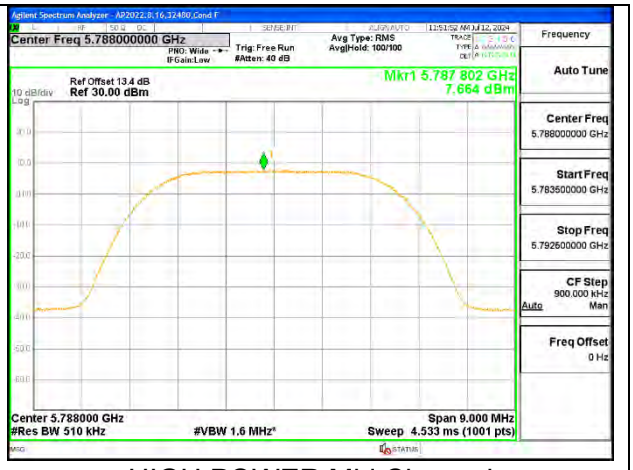

HIGH POWER Mid Channel
Mid Channel (UNII-3 HDR8) – Ant 5

UL VERIFICATION SERVICES INC.
47173 Benicia Street, Fremont, CA 94538; USA TEL:(510) 319-4000 FAX:(510) 661-0888
This report shall not be reproduced except in full, without the written approval of UL Verification Services Inc.

9.4.4. UNII-3 BAND MIMO TXBF MODE

UNII-3 (MIMO BF) (5733- 5844MHz)	
DCCF (dB)	0.00
Un-Correlated Gain (dBi)	-0.04
Correlated Gain (dBi)	2.97

UNII-3 (MIMO BF)	Power Config.	Freq (MHz)	Ch. #	Power Limit (dBm)	Output Power (Gated) (dBm)		Total MIMO Corrected Power (dBm)	PSD Limit (dBm/500kHz)	PSD (dBm/MHz)		Total MIMO Corrected PSD (dBm/500kHz)
					Ant 6	Ant 5			Ant 6	Ant 5	
BDR	High	5733	Low	30	15.43	15.25	18.35	30	14.508	14.156	17.346
		5788	Mid		15.48	15.31	18.41		14.596	14.185	17.406
		5844	High		15.47	15.33	18.41		14.441	14.199	17.332
	Low	5733	Low		7.47	5.93	9.78		6.541	5.228	8.944
		5788	Mid		7.45	5.84	9.73		6.503	4.951	8.806
		5844	High		7.41	5.89	9.73		6.654	5.070	8.944
HDR 4	High	5733	Low		15.43	15.45	18.45		10.571	10.638	13.615
		5788	Mid		15.45	15.46	18.47		10.608	10.776	13.703
		5844	High		15.44	15.47	18.47		10.472	10.810	13.655
	Low	5733	Low		0.91	-0.61	3.23		-3.822	-5.463	-1.555
		5788	Mid		0.82	-0.54	3.20		-4.053	-5.291	-1.618
		5844	High		0.80	-0.62	3.16		-4.104	-5.499	-1.735
HDR 8	High	5733	Low		15.46	15.41	18.45		7.628	7.554	10.601
		5788	Mid		15.44	15.46	18.46		7.390	7.619	10.516
		5844	High		15.46	15.44	18.46		7.514	7.635	10.585
	Low	5733	Low		0.92	-0.53	3.27		-6.935	-8.218	-4.519
		5788	Mid		0.98	-0.54	3.30		-6.986	-8.571	-4.696
		5844	High		0.95	-0.58	3.26		-7.314	-8.673	-4.930

UL VERIFICATION SERVICES INC.
47173 Benicia Street, Fremont, CA 94538; USA TEL:(510) 319-4000 FAX:(510) 661-0888
This report shall not be reproduced except in full, without the written approval of UL Verification Services Inc.

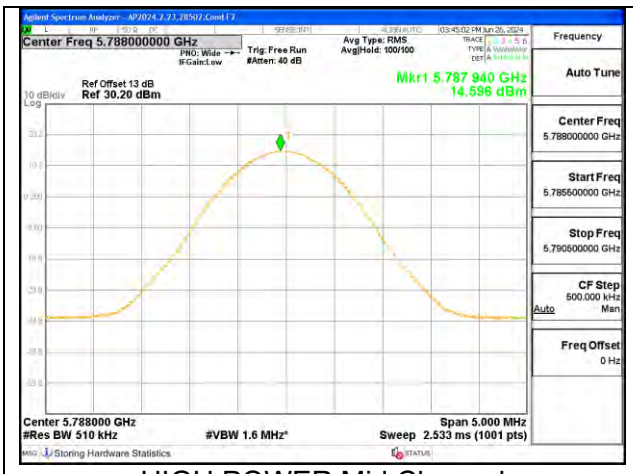

HIGH POWER Mid Channel
Mid Channel (UNII-3 BDR) – Ant 6

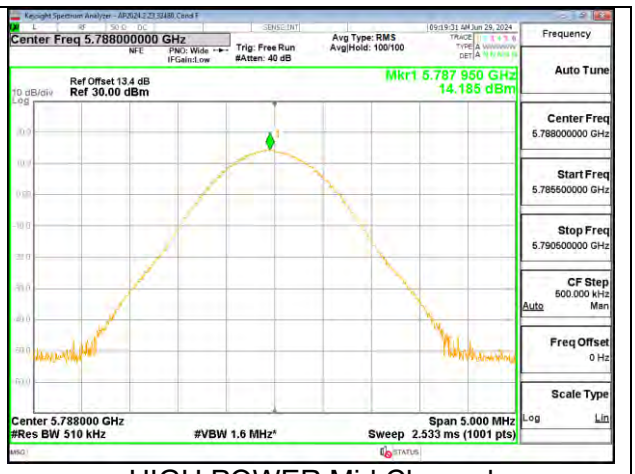

HIGH POWER Mid Channel
Mid Channel (UNII-3 BDR) – Ant 5

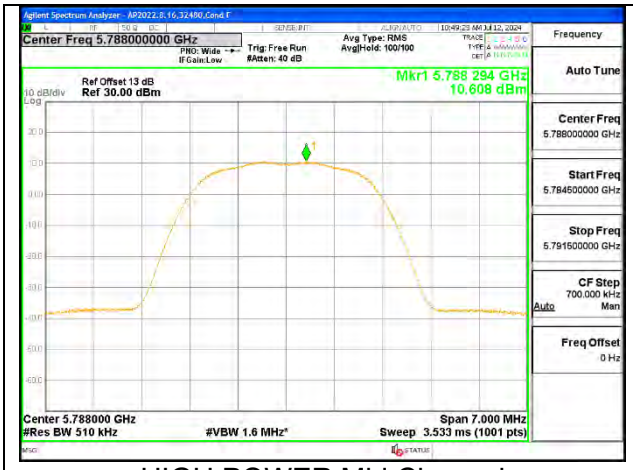

HIGH POWER Mid Channel
Mid Channel (UNII-3 HDR4) – Ant 6

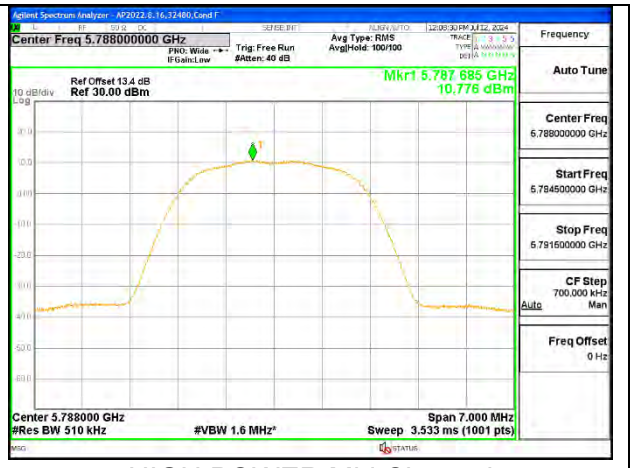

HIGH POWER Mid Channel
Mid Channel (UNII-3 HDR4) – Ant 5

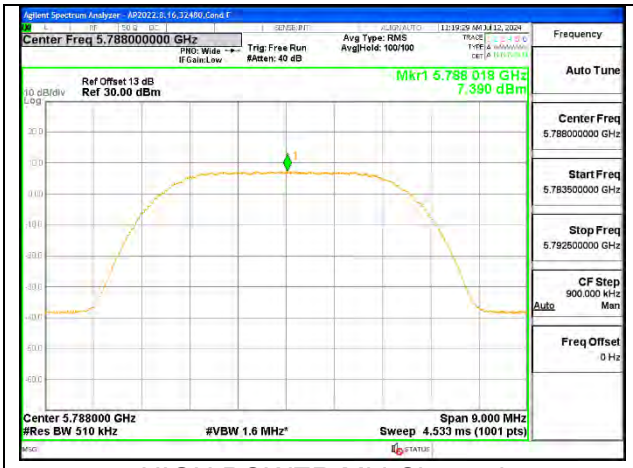

HIGH POWER Mid Channel
Mid Channel (UNII-3 HDR8) – Ant 6

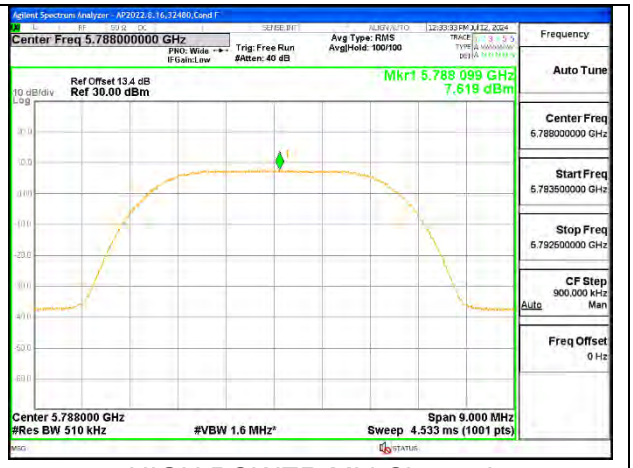

HIGH POWER Mid Channel
Mid Channel (UNII-3 HDR8) – Ant 5

UL VERIFICATION SERVICES INC.
47173 Benicia Street, Fremont, CA 94538; USA TEL:(510) 319-4000 FAX:(510) 661-0888
This report shall not be reproduced except in full, without the written approval of UL Verification Services Inc.

10. RADIATED TEST RESULTS

LIMITS

FCC §15.205 and §15.209 -Restriced bands
FCC §15.407(b)(1-3) -Un-Restriced bands

RSS 247 Issue 3 Sections
6.2.1.2 (for 5150-5250 MHz band)
6.2.4.3 (for 5725-5850 MHz band)

Frequency Range (MHz)	Field Strength Limit (uV/m) at 3 m	Field Strength Limit (dBuV/m) at 3 m
30 - 88	100	40
88 - 216	150	43.5
216 - 960	200	46
Above 960	500	54

TEST PROCEDURE

The EUT is placed on a non-conducting table 80 cm above the ground plane for measurement below 1GHz and 1.5 meters above the ground plane for measurement above 1GHz. The antenna to EUT distance is 3 meters. The EUT is configured in accordance with ANSI C63.10. The EUT is set to transmit in a continuous mode.

For measurements below 1 GHz the resolution bandwidth is set to 100 kHz for peak detection measurements or 120 kHz for quasi-peak detection measurements in the 30-1000MHz range, 9kHz for peak and/or quasi-peak detection measurements in the 0.15-30MHz range and 200Hz for peak and/or quasi-peak detection measurements in the 9 to 150kHz range. Peak detection is used unless otherwise noted as quasi-peak or average (9-90kHz and 110-490kHz).

For pre-scans above 1 GHz the resolution bandwidth is set to 1 MHz; the video bandwidth is set to 30 KHz for peak measurements.

For final measurements above 1 GHz the resolution bandwidth is set to 1 MHz; the video bandwidth is set to 3 MHz for peak measurements and as applicable for average measurements.

The spectrum from 30 MHz to 1GHz and 18GHz to 40 GHz is investigated with the transmitter set to transmit at the channel with highest output power as worst-case scenario. 1GHz to 18GHz was set to the lowest, middle, and highest channels in the 5 GHz bands.

The frequency range of interest is monitored at a fixed antenna height and EUT azimuth. The EUT is rotated through 360 degrees to maximize emissions received. The antenna is scanned from 1 to 4 meters above the ground plane to further maximize the emission. Measurements are made with the antenna polarized in both the vertical and the horizontal positions.

UL VERIFICATION SERVICES INC.
47173 Benicia Street, Fremont, CA 94538; USA TEL:(510) 319-4000 FAX:(510) 661-0888
This report shall not be reproduced except in full, without the written approval of UL Verification Services Inc.

Note: The limits in CFR 47, Part 15, Subpart C, paragraph 15.209(a), are identical to those in RSS-Gen section 8.9, Table 6, since the measurements are performed in terms of magnetic field strength and converted to electric field strength levels (as report in the table) using free space impedance of 377 Ohms. For example, the measurement at frequency X kHz resulted in a level of Y dBuV/m, which is equivalent to Y-51.5 = Z dBuA/m, which has the same margin, W dB to the corresponding RSS-Gen Table 6 limit as it has to 15.209(a) limit.

KDB 414788 Open Field Site(OFS) and Chamber Correlation Justification

Base on FCC 15.31 (f) (2): measurements may be performed at a distance closer than that specified in the regulations; however, an attempt should be made to avoid making measurements in the near field.

OFS and chamber correlation testing had been performed and chamber measured test result is the worst-case test result.

RESULTS

UL VERIFICATION SERVICES INC.
47173 Benicia Street, Fremont, CA 94538; USA TEL:(510) 319-4000 FAX:(510) 661-0888

This report shall not be reproduced except in full, without the written approval of UL Verification Services Inc.

10.1. TRANSMITTER ABOVE 1 GHz

10.1.1. BDR, HIGH POWER UNII-1 BANDEDGE

ANT 6

BANDEDGE (LOW CHANNEL)

HORIZONTAL RESULT

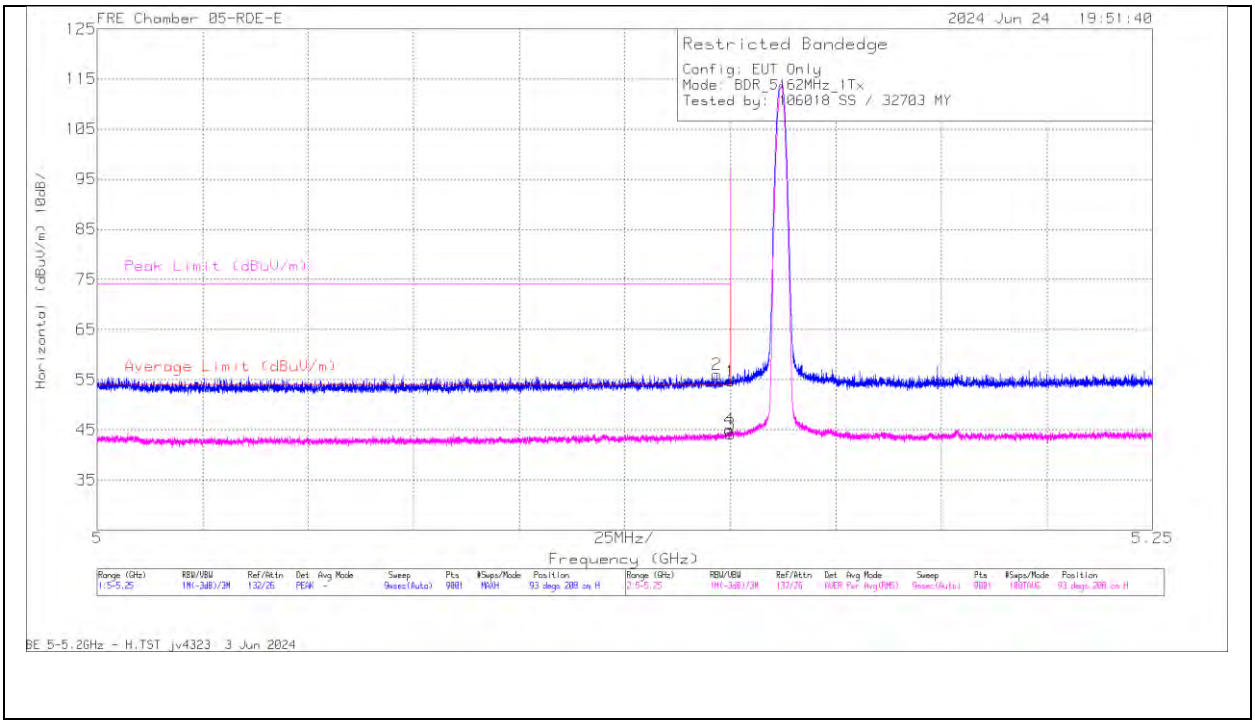

Marker	Frequency (GHz)	Meter Reading (dBuV)	Det	222740 ACF (dB/m)	Gain/Loss (dB)	Corrected Reading (dBuV/m)	Average Limit (dBuV/m)	Margin (dB)	Peak Limit (dBuV/m)	PK Margin (dB)	Azimuth (Degs)	Height (cm)	Polarity
2	*5.146807	57.81	Pk	34.1	-35.9	56.01	-	-	74	-17.99	93	208	H
4	*5.149835	46.88	RMS	34.1	-35.92	45.06	54	-8.94	-	-	93	208	H
1	*5.15	56.52	Pk	34.1	-35.9	54.72	-	-	74	-19.28	93	208	H
3	*5.15	45.91	RMS	34.1	-35.9	44.11	54	-9.89	-	-	93	208	H

* - indicates frequency in CFR47 Pt 15 / IC RSS-Restricted Band
Pk - Peak detector
RMS - RMS detection

UL VERIFICATION SERVICES INC.
47173 Benicia Street, Fremont, CA 94538; USA TEL:(510) 319-4000 FAX:(510) 661-0888
This report shall not be reproduced except in full, without the written approval of UL Verification Services Inc.

VERTICAL RESULT

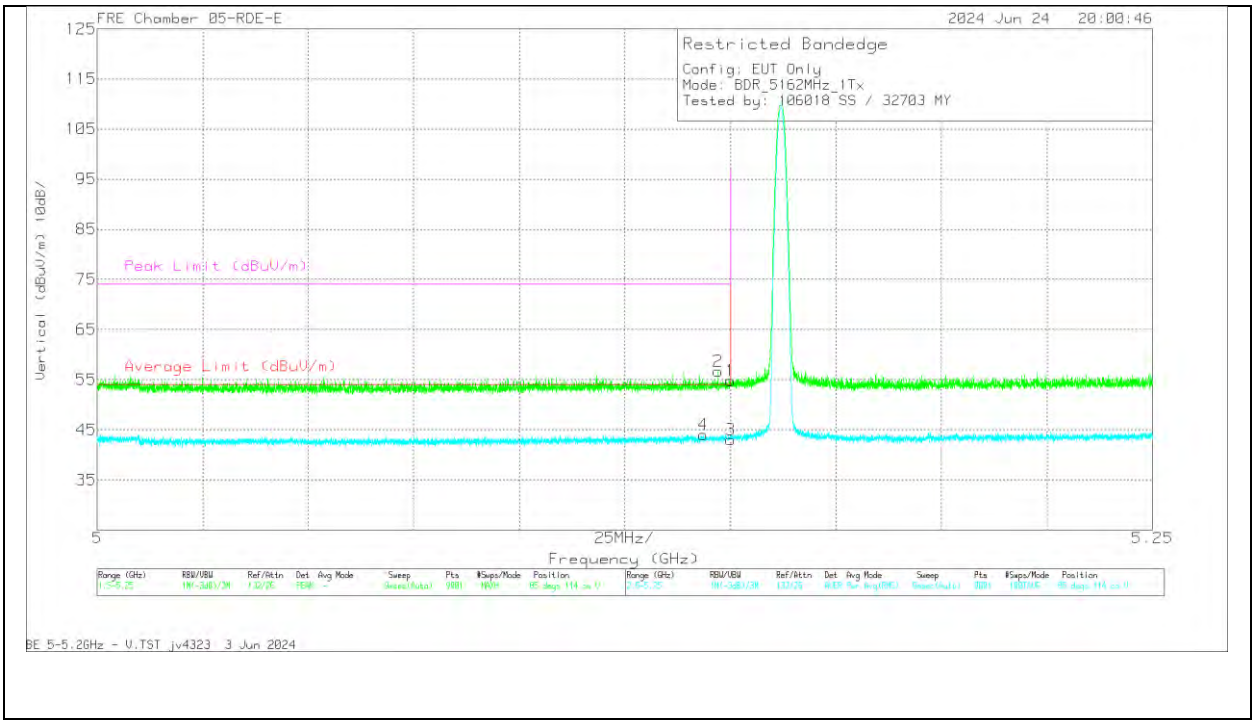

Marker	Frequency (GHz)	Meter Reading (dBuV)	Det	222740 ACF (dB/m)	Gain/Loss (dB)	Corrected Reading (dBuV/m)	Average Limit (dBuV/m)	Margin (dB)	Peak Limit (dBuV/m)	PK Margin (dB)	Azimuth (Degs)	Height (cm)	Polarity
4	*5.143612	45.84	RMS	34.1	-35.9	44.04	54	-9.96	-	-	85	114	V
2	*5.147057	58.44	Pk	34.1	-35.91	56.63	-	-	74	-17.37	85	114	V
1	*5.15	56.56	Pk	34.1	-35.9	54.76	-	-	74	-19.24	85	114	V
3	*5.15	44.8	RMS	34.1	-35.9	43	54	-11	-	-	85	114	V

* - indicates frequency in CFR47 Pt 15 / IC RSS-Restricted Band
Pk - Peak detector
RMS - RMS detection

UL VERIFICATION SERVICES INC.
47173 Benicia Street, Fremont, CA 94538; USA TEL:(510) 319-4000 FAX:(510) 661-0888
This report shall not be reproduced except in full, without the written approval of UL Verification Services Inc.

ANT 5

BANDEDGE (LOW CHANNEL)

HORIZONTAL RESULT

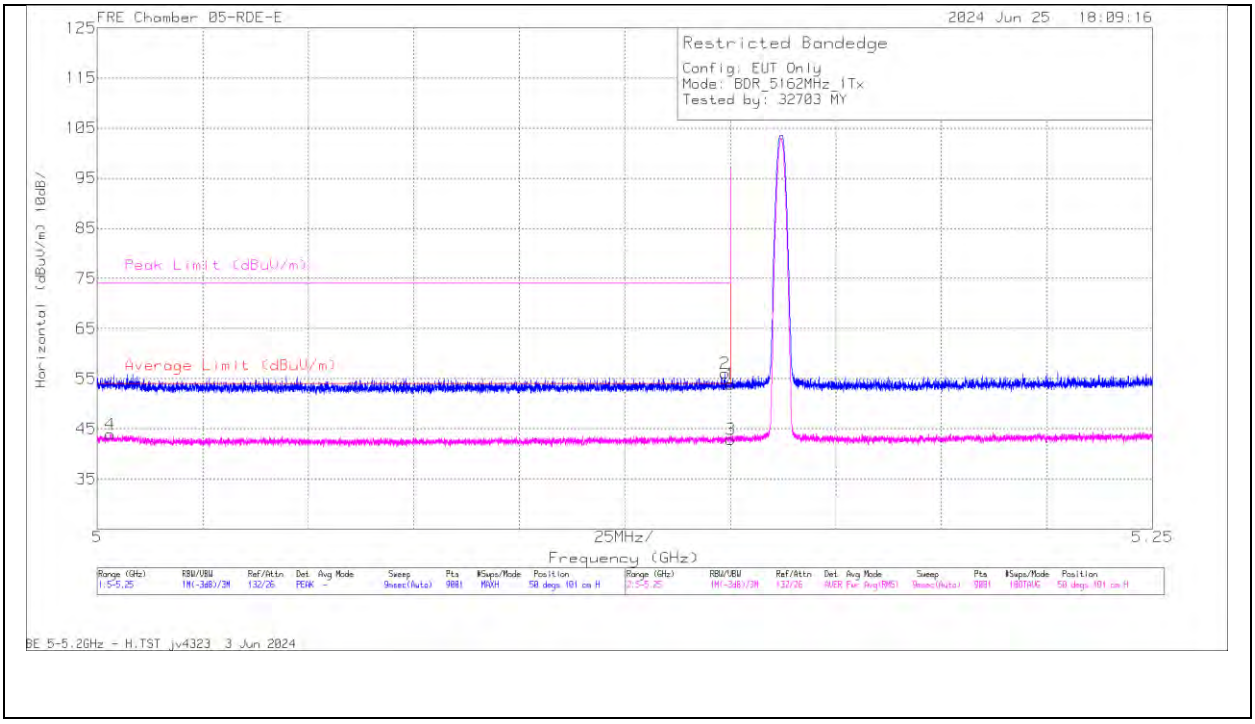

Marker	Frequency (GHz)	Meter Reading (dBuV)	Det	222740 ACF (dB/m)	Gain/Loss (dB)	Corrected Reading (dBuV/m)	Average Limit (dBuV/m)	Margin (dB)	Peak Limit (dBuV/m)	PK Margin (dB)	Azimuth (Degs)	Height (cm)	Polarity
1	* 5.15	55.76	Pk	34.1	-35.9	53.96	-	-	74	-20.04	50	101	H
2	* 5.148696	57.99	Pk	34.1	-36	56.09	-	-	74	-17.91	50	101	H
3	* 5.15	44.71	RMS	34.1	-35.9	42.91	54	-11.09	-	-	50	101	H
4	* 5.003056	46.44	RMS	33.9	-36.4	43.94	54	-10.06	-	-	50	101	H

* - indicates frequency in CFR47 Pt 15 / IC RSS-Restricted Band
Pk - Peak detector
RMS - RMS detection

UL VERIFICATION SERVICES INC.
47173 Benicia Street, Fremont, CA 94538; USA TEL:(510) 319-4000 FAX:(510) 661-0888
This report shall not be reproduced except in full, without the written approval of UL Verification Services Inc.

VERTICAL RESULT

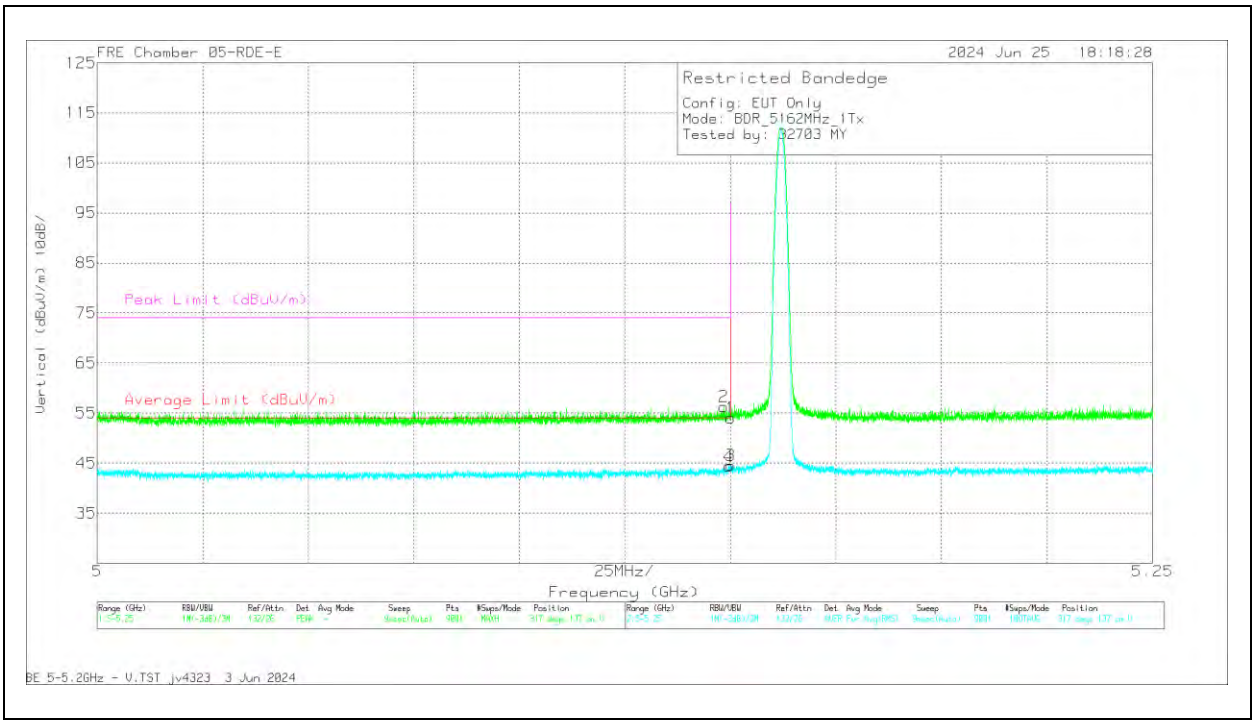

Marker	Frequency (GHz)	Meter Reading (dBuV)	Det	222740 ACF (dB/m)	Gain/Loss (dB)	Corrected Reading (dBuV/m)	Average Limit (dBuV/m)	Margin (dB)	Peak Limit (dBuV/m)	PK Margin (dB)	Azimuth (Degs)	Height (cm)	Polarity
1	* 5.15	55.79	Pk	34.1	-35.9	53.99	-	-	74	-20.01	317	137	V
2	* 5.148501	58.23	Pk	34.1	-36	56.33	-	-	74	-17.67	317	137	V
3	* 5.15	46.38	RMS	34.1	-35.9	44.58	54	-9.42	-	-	317	137	V
4	* 5.149585	46.17	RMS	34.1	-35.94	44.33	54	-9.67	-	-	317	137	V

* - indicates frequency in CFR47 Pt 15 / IC RSS-Restricted Band
Pk - Peak detector
RMS - RMS detection

UL VERIFICATION SERVICES INC.
47173 Benicia Street, Fremont, CA 94538; USA TEL:(510) 319-4000 FAX:(510) 661-0888
This report shall not be reproduced except in full, without the written approval of UL Verification Services Inc.

2TX Antenna 6 + Antenna 5 TX BF MODE

BANDEDGE (LOW CHANNEL)

HORIZONTAL RESULT

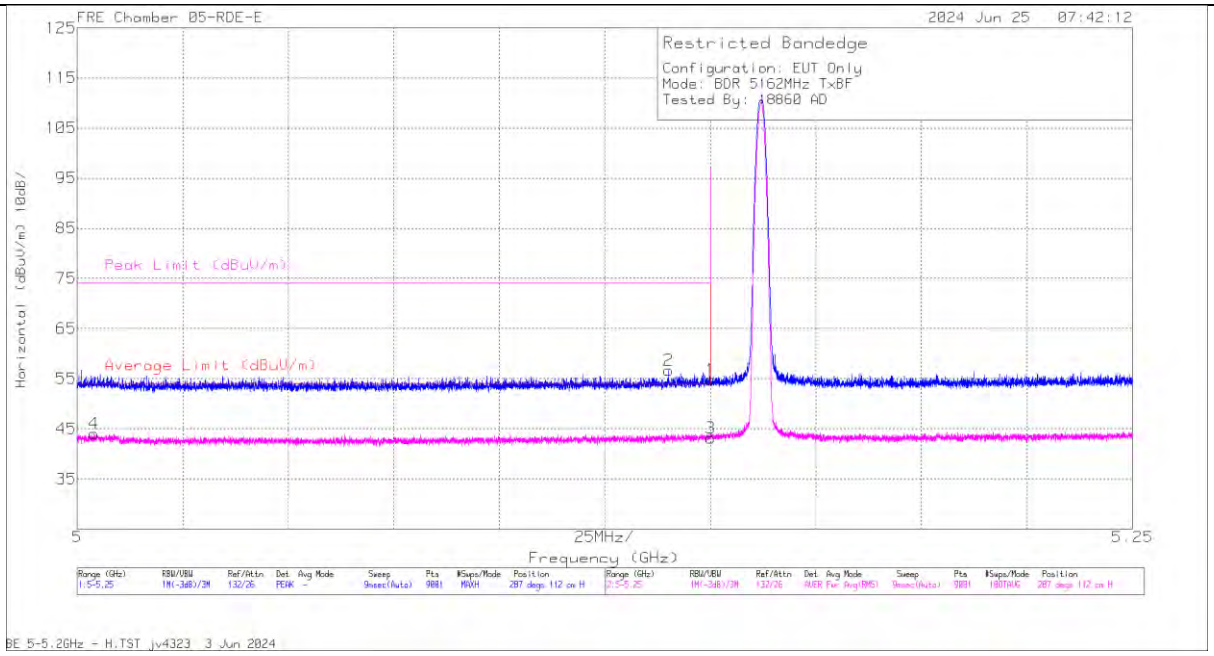

Marker	Frequency (GHz)	Meter Reading (dBuV)	Det	222740 ACF (dB/m)	Gain/Loss (dB)	Corrected Reading (dBuV/m)	Average Limit (dBuV/m)	Margin (dB)	Peak Limit (dBuV/m)	PK Margin (dB)	Azimuth (Degs)	Height (cm)	Polarity
1	* 5.15	56.64	Pk	34.1	-35.9	54.84	-	-	74	-19.16	287	112	H
2	* 5.140112	58.51	Pk	34.1	-35.9	56.71	-	-	74	-17.29	287	112	H
3	* 5.15	44.93	RMS	34.1	-35.9	43.13	54	-10.87	-	-	287	112	H
4	* 5.003944	46.56	RMS	33.9	-36.4	44.06	54	-9.94	-	-	287	112	H

* - indicates frequency in CFR47 Pt 15 / IC RSS-Restricted Band
Pk - Peak detector
RMS - RMS detection

UL VERIFICATION SERVICES INC.
47173 Benicia Street, Fremont, CA 94538; USA TEL:(510) 319-4000 FAX:(510) 661-0888
This report shall not be reproduced except in full, without the written approval of UL Verification Services Inc.

VERTICAL RESULT

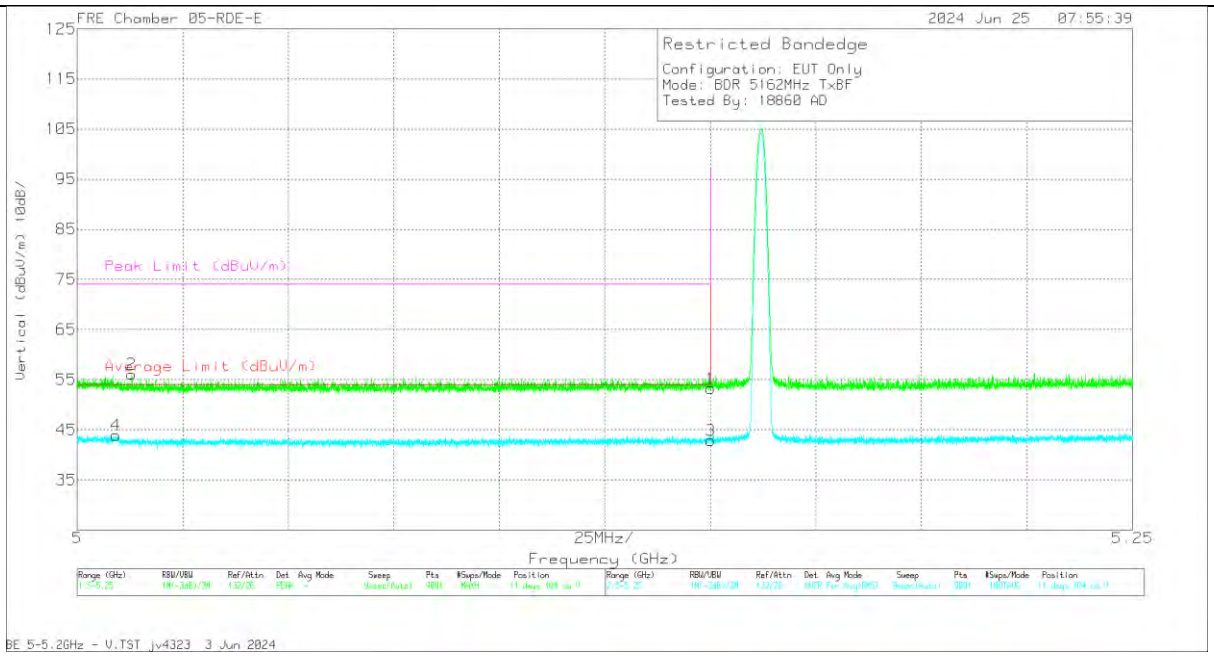

Marker	Frequency (GHz)	Meter Reading (dBuV)	Det	222740 ACF (dB/m)	Gain/Loss (dB)	Corrected Reading (dBuV/m)	Average Limit (dBuV/m)	Margin (dB)	Peak Limit (dBuV/m)	PK Margin (dB)	Azimuth (Degs)	Height (cm)	Polarity
1	* 5.15	55.02	Pk	34.1	-35.9	53.22	-	-	74	-20.78	11	104	V
2	* 5.012945	58.59	Pk	33.9	-36.4	56.09	-	-	74	-17.91	11	104	V
3	* 5.15	44.63	RMS	34.1	-35.9	42.83	54	-11.17	-	-	11	104	V
4	* 5.009222	46.47	RMS	33.9	-36.48	43.89	54	-10.11	-	-	11	104	V

* - indicates frequency in CFR47 Pt 15 / IC RSS-Restricted Band
Pk - Peak detector
RMS - RMS detection

UL VERIFICATION SERVICES INC.
47173 Benicia Street, Fremont, CA 94538; USA TEL:(510) 319-4000 FAX:(510) 661-0888
This report shall not be reproduced except in full, without the written approval of UL Verification Services Inc.

10.1.2. BDR, HIGH POWER, UNII-1, HARMONIC AND SPURIOUS IN THE 5.2 GHz BAND

LOW CHANNEL 5162MHz

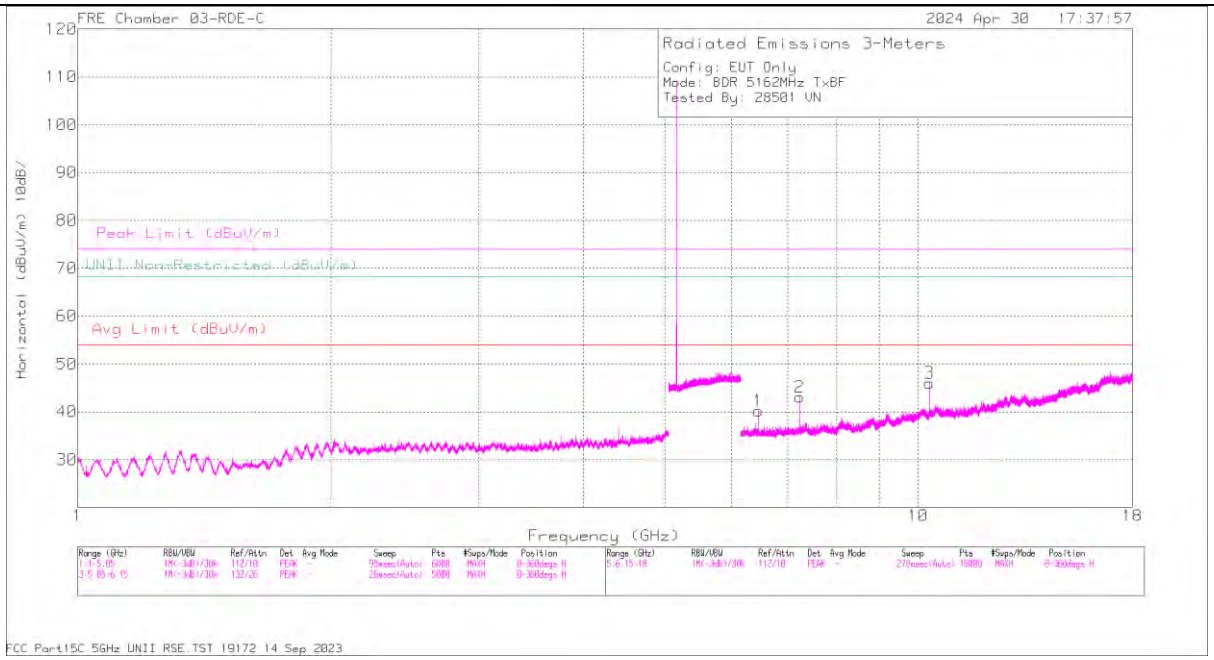

HORIZONTAL

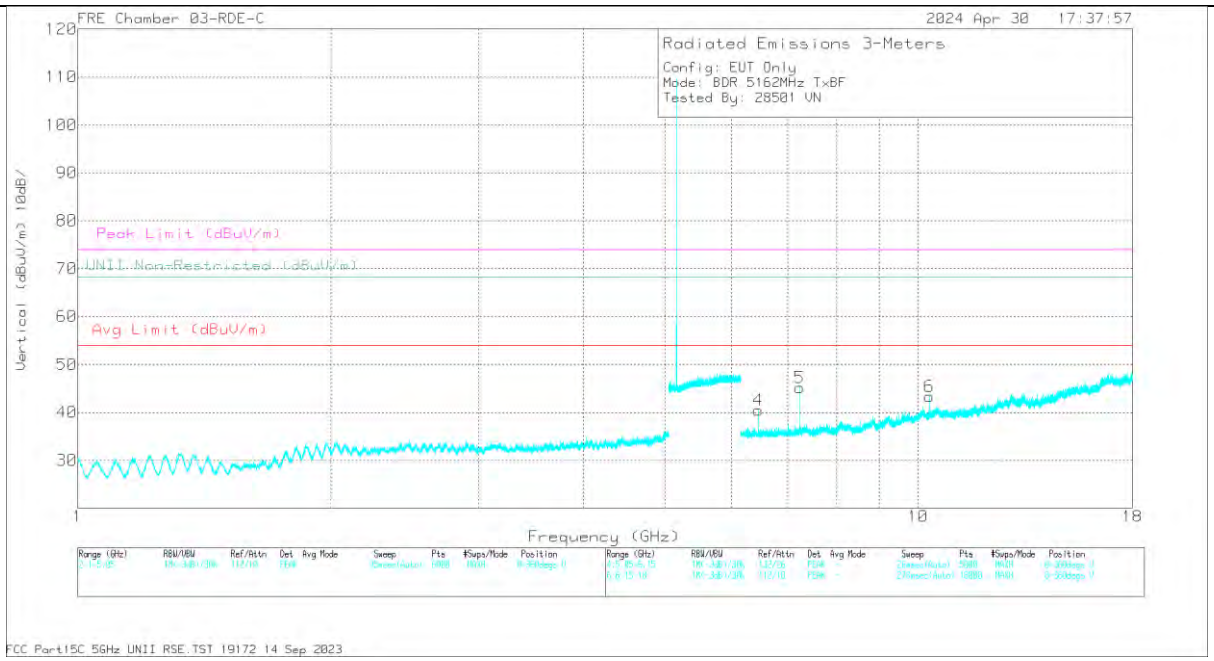

VERTICAL

UL VERIFICATION SERVICES INC.
47173 Benicia Street, Fremont, CA 94538; USA TEL:(510) 319-4000 FAX:(510) 661-0888

This report shall not be reproduced except in full, without the written approval of UL Verification Services Inc.

DATA:

Marker	Frequency (GHz)	Meter Reading (dBuV)	Det	223084 ACF (dB/m) 3m	Gain/Loss (dB)	Corrected Reading (dBuV/m)	UNII Non-Restricted (dBuV/m)	PK Margin (dB)	Azimuth (Degs)	Height (cm)	Polarity
1	6.451951	58.18	PK-U	35.4	-45.6	47.98	68.2	-20.22	238	222	H
4	6.45216	58.3	PK-U	35.4	-45.6	48.1	68.2	-20.1	274	151	V
2	7.226988	60.57	PK-U	35.7	-46.1	50.17	68.2	-18.03	242	264	H
5	7.22708	60.86	PK-U	35.7	-46.1	50.46	68.2	-17.74	268	126	V
3	10.3236	59.57	PK-U	37.6	-45.06	52.11	68.2	-16.09	283	133	H
6	10.324275	60.24	PK-U	37.6	-45.13	52.71	68.2	-15.49	286	302	V

PK-U - U-NII: Maximum Peak
ADR - U-NII AD primary method, RMS average

UL VERIFICATION SERVICES INC.
47173 Benicia Street, Fremont, CA 94538; USA TEL:(510) 319-4000 FAX:(510) 661-0888
This report shall not be reproduced except in full, without the written approval of UL Verification Services Inc.

MID CHANNEL, 5203MHz

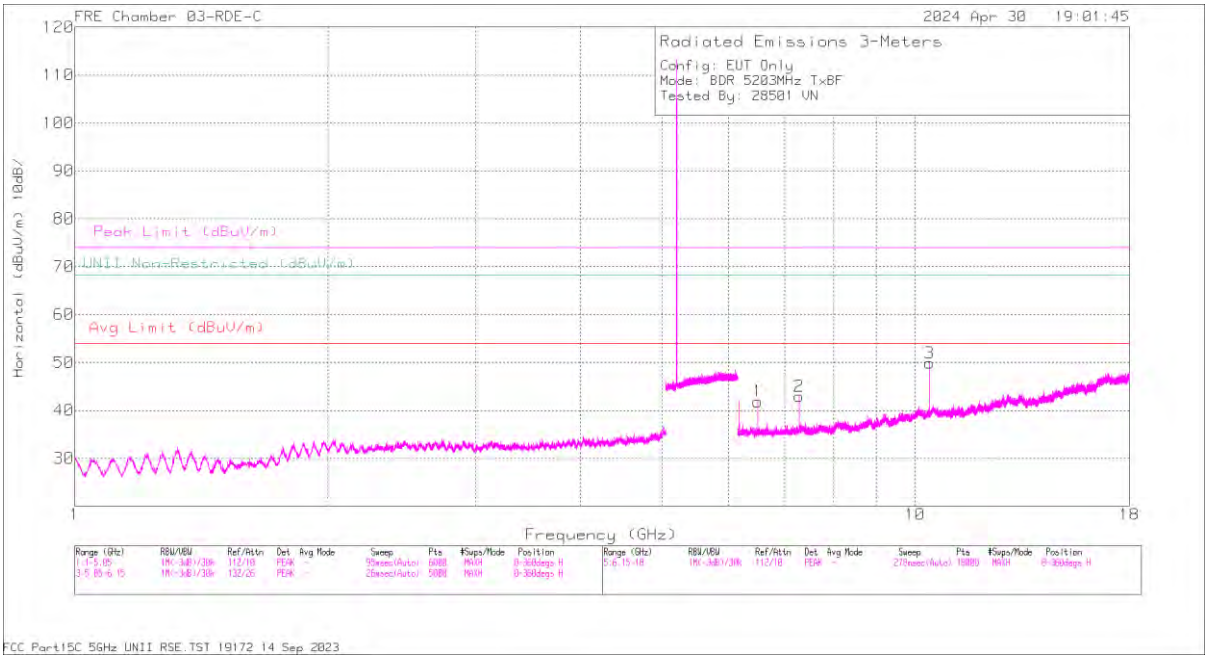

HORIZONTAL

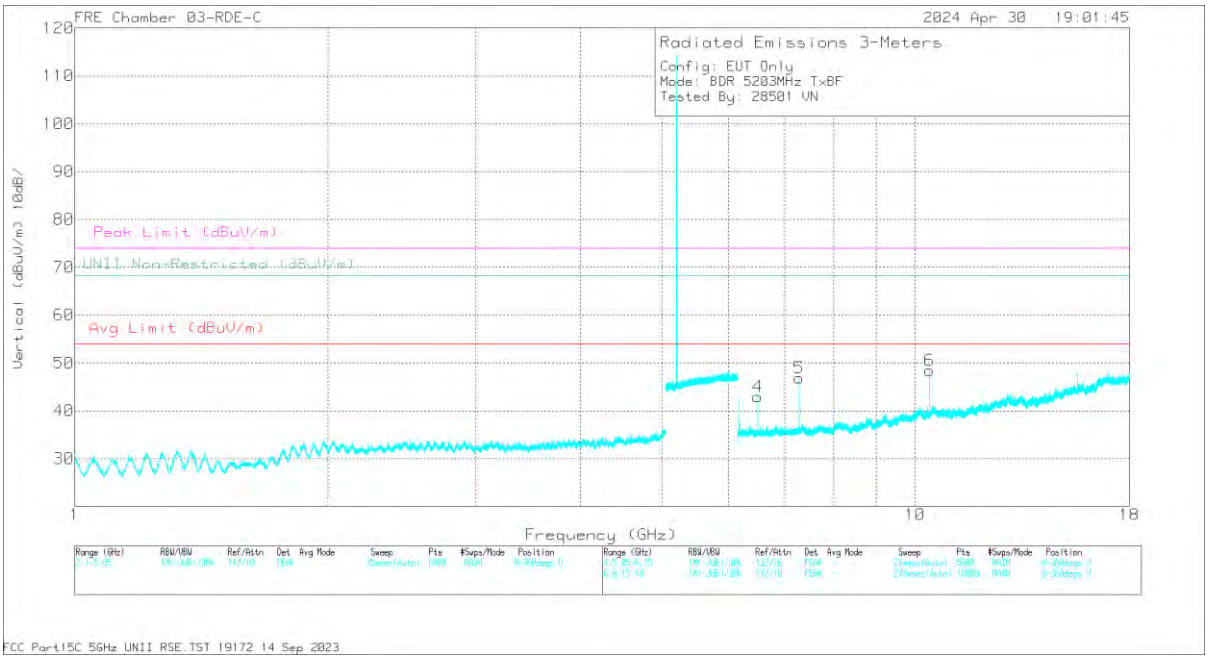

VERTICAL

UL VERIFICATION SERVICES INC.
47173 Benicia Street, Fremont, CA 94538; USA TEL:(510) 319-4000 FAX:(510) 661-0888

This report shall not be reproduced except in full, without the written approval of UL Verification Services Inc.

DATA:

Marker	Frequency (GHz)	Meter Reading (dBuV)	Det	223084 ACF (dB/m) 3m	Gain/Loss (dB)	Corrected Reading (dBuV/m)	Avg Limit (dBuV/m)	Margin (dB)	Peak Limit (dBuV/m)	PK Margin (dB)	UNII Non-Restricted (dBuV/m)	PK Margin (dB)	Azimuth (Degs)	Height (cm)	Polarity
2	* 7.284176	61.7	PK-U	35.7	-45.98	51.42	-	-	74	-22.58	-	-	235	266	H
2	* 7.284112	55.07	ADR	35.7	-45.99	44.78	54	-9.22	-	-	-	-	235	266	H
5	* 7.284245	62.36	PK-U	35.7	-45.98	52.08	-	-	74	-21.92	-	-	274	115	V
5	* 7.284156	56.62	ADR	35.7	-45.98	46.34	54	-7.66	-	-	-	-	274	115	V
1	6.503507	58.76	PK-U	35.5	-45.5	48.76	-	-	-	-	68.2	-19.44	282	101	H
4	6.503682	59.31	PK-U	35.5	-45.5	49.31	-	-	-	-	68.2	-18.89	286	270	V
6	10.40552	62.28	PK-U	37.7	-44.85	55.13	-	-	-	-	68.2	-13.07	293	283	V
3	10.406422	62.53	PK-U	37.7	-44.86	55.37	-	-	-	-	68.2	-12.83	286	104	H

* - indicates frequency in CFR47 Pt 15 / IC RSS-Restricted Band
PK-U - U-NII: Maximum Peak
ADR - U-NII AD primary method, RMS average

UL VERIFICATION SERVICES INC.
47173 Benicia Street, Fremont, CA 94538; USA TEL:(510) 319-4000 FAX:(510) 661-0888
This report shall not be reproduced except in full, without the written approval of UL Verification Services Inc.

HIGH CHANNEL 5245MHz

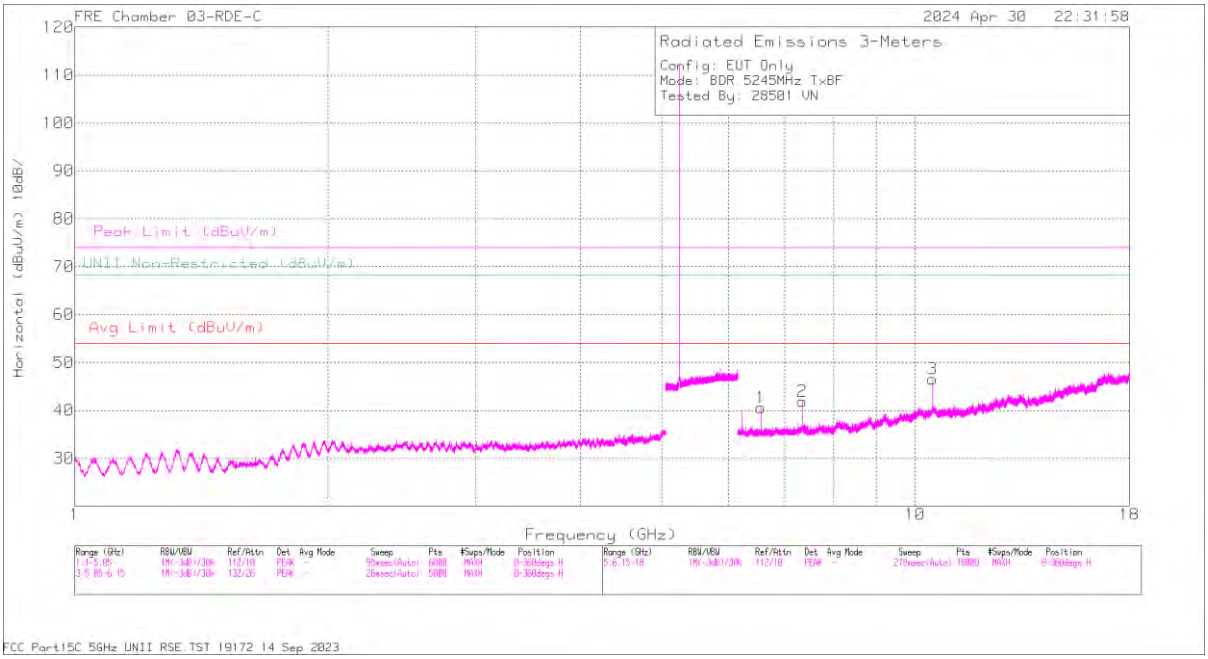

HORIZONTAL

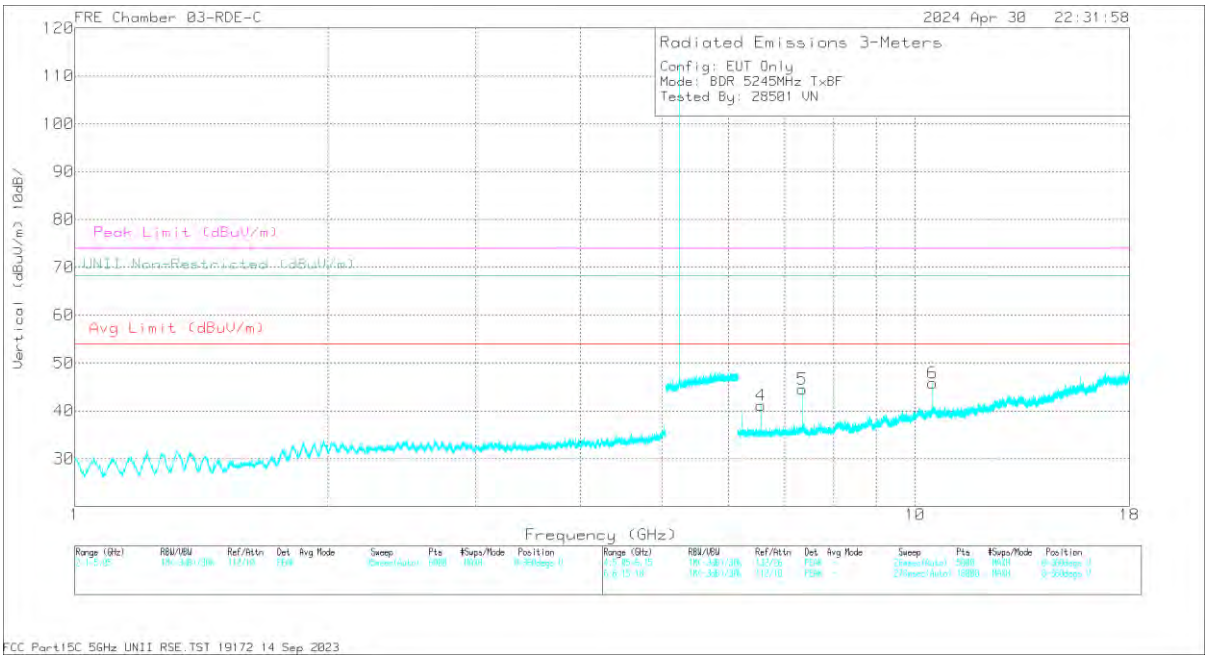

VERTICAL

UL VERIFICATION SERVICES INC.
47173 Benicia Street, Fremont, CA 94538; USA TEL:(510) 319-4000 FAX:(510) 661-0888

This report shall not be reproduced except in full, without the written approval of UL Verification Services Inc.

DATA:

Marker	Frequency (GHz)	Meter Reading (dBuV)	Det	223084 ACF (dB/m) 3m	Gain/Loss (dB)	Corrected Reading (dBuV/m)	Avg Limit (dBuV/m)	Margin (dB)	Peak Limit (dBuV/m)	PK Margin (dB)	UNII Non-Restricted (dBuV/m)	PK Margin (dB)	Azimuth (Degs)	Height (cm)	Polarity
2	* 7.342734	60.14	PK-U	35.7	-45.8	50.04	-	-	74	-23.96	-	-	239	259	H
2	* 7.342998	52.66	ADR	35.7	-45.8	42.56	54	-11.44	-	-	-	-	239	259	H
5	* 7.342886	61.51	PK-U	35.7	-45.8	51.41	-	-	74	-22.59	-	-	271	108	V
5	* 7.343011	54.85	ADR	35.7	-45.8	44.75	54	-9.25	-	-	-	-	271	108	V
4	6.556161	58.45	PK-U	35.5	-45.5	48.45	-	-	-	-	68.2	-19.75	294	113	V
1	6.556454	58.31	PK-U	35.5	-45.5	48.31	-	-	-	-	68.2	-19.89	238	210	H
3	10.490055	59.98	PK-U	37.7	-44	53.68	-	-	-	-	68.2	-14.52	284	130	H
6	10.490133	60.78	PK-U	37.7	-44	54.48	-	-	-	-	68.2	-13.72	294	255	V

* - indicates frequency in CFR47 Pt 15 / IC RSS-Restricted Band
PK-U - U-NII: Maximum Peak
ADR - U-NII AD primary method, RMS average

UL VERIFICATION SERVICES INC.
47173 Benicia Street, Fremont, CA 94538; USA TEL:(510) 319-4000 FAX:(510) 661-0888
This report shall not be reproduced except in full, without the written approval of UL Verification Services Inc.

10.1.3. BDR, LOW POWER UNII-1 BANDEDGE

ANT 6

Low Channel

HORIZONTAL RESULT

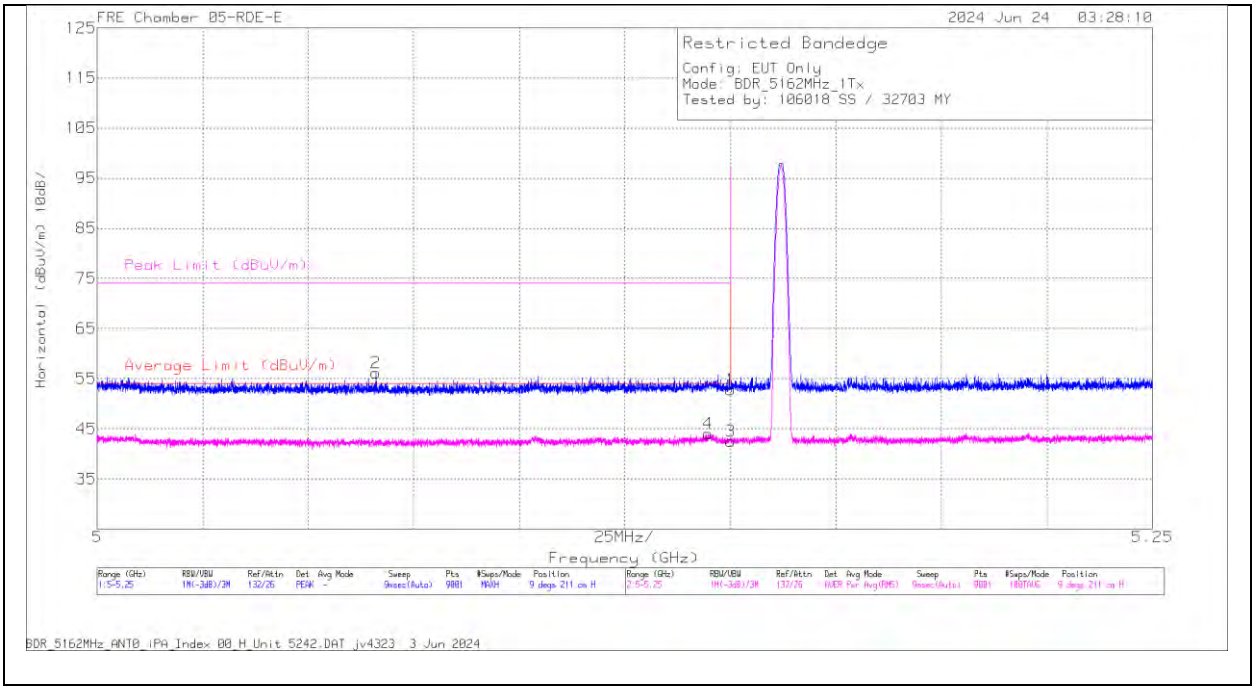

Marker	Frequency (GHz)	Meter Reading (dBuV)	Det	222740 ACF (dB/m)	Gain/Loss (dB)	Corrected Reading (dBuV/m)	Average Limit (dBuV/m)	Margin (dB)	Peak Limit (dBuV/m)	PK Margin (dB)	Azimuth (Degs)	Height (cm)	Polarity
2	5.066084	58.57	Pk	33.9	-36.3	56.17	-	-	74	-17.83	9	211	H
4	5.144696	45.8	RMS	34.1	-35.9	44	54	-10	-	-	9	211	H
1	5.15	54.59	Pk	34.1	-35.9	52.79	-	-	74	-21.21	9	211	H
3	5.15	44.3	RMS	34.1	-35.9	42.5	54	-11.5	-	-	9	211	H

Pk - Peak detector
RMS - RMS detection

UL VERIFICATION SERVICES INC.
47173 Benicia Street, Fremont, CA 94538; USA TEL:(510) 319-4000 FAX:(510) 661-0888

This report shall not be reproduced except in full, without the written approval of UL Verification Services Inc.

VERTICAL RESULT

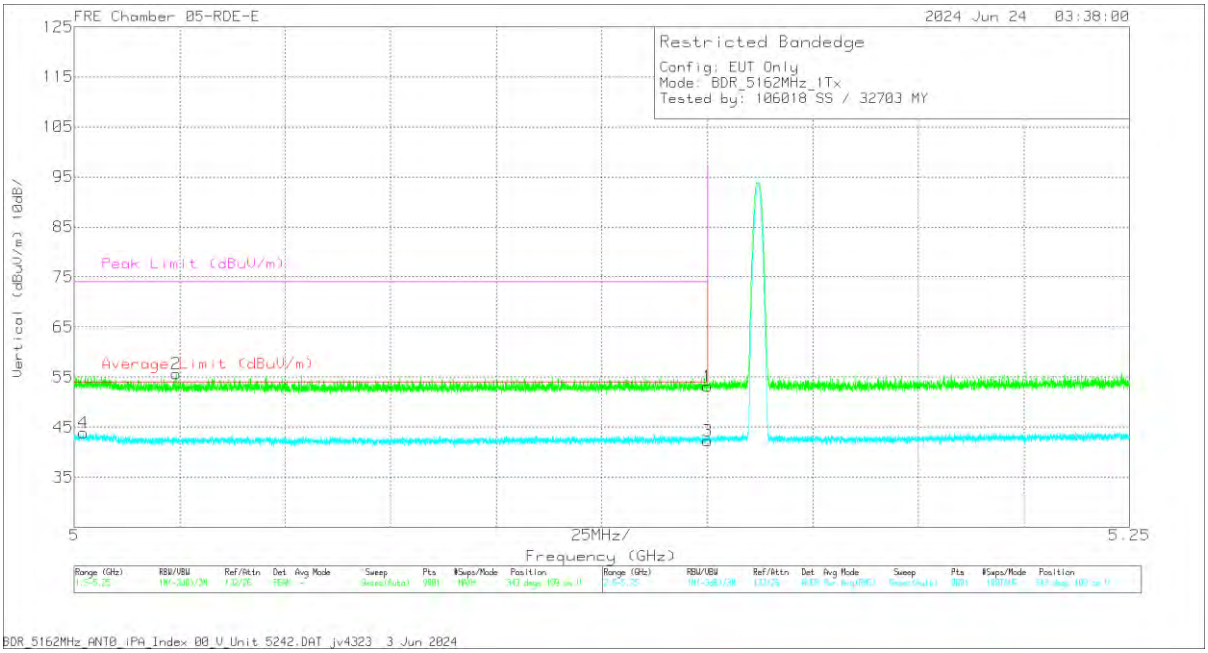

Marker	Frequency (GHz)	Meter Reading (dBuV)	Det	222740 ACF (dB/m)	Gain/Loss (dB)	Corrected Reading (dBuV/m)	Average Limit (dBuV/m)	Margin (dB)	Peak Limit (dBuV/m)	PK Margin (dB)	Azimuth (Degs)	Height (cm)	Polarity
4	5.002167	46.43	RMS	33.9	-36.48	43.85	54	-10.15	-	-	343	109	V
2	5.024111	58.17	Pk	33.9	-36.4	55.67	-	-	74	-18.33	343	109	V
1	5.15	55	Pk	34.1	-35.9	53.2	-	-	74	-20.8	343	109	V
3	5.15	44.08	RMS	34.1	-35.9	42.28	54	-11.72	-	-	343	109	V

Pk - Peak detector
RMS - RMS detection

UL VERIFICATION SERVICES INC.
47173 Benicia Street, Fremont, CA 94538; USA TEL:(510) 319-4000 FAX:(510) 661-0888
This report shall not be reproduced except in full, without the written approval of UL Verification Services Inc.

ANT 5

Low Channel

HORIZONTAL RESULT

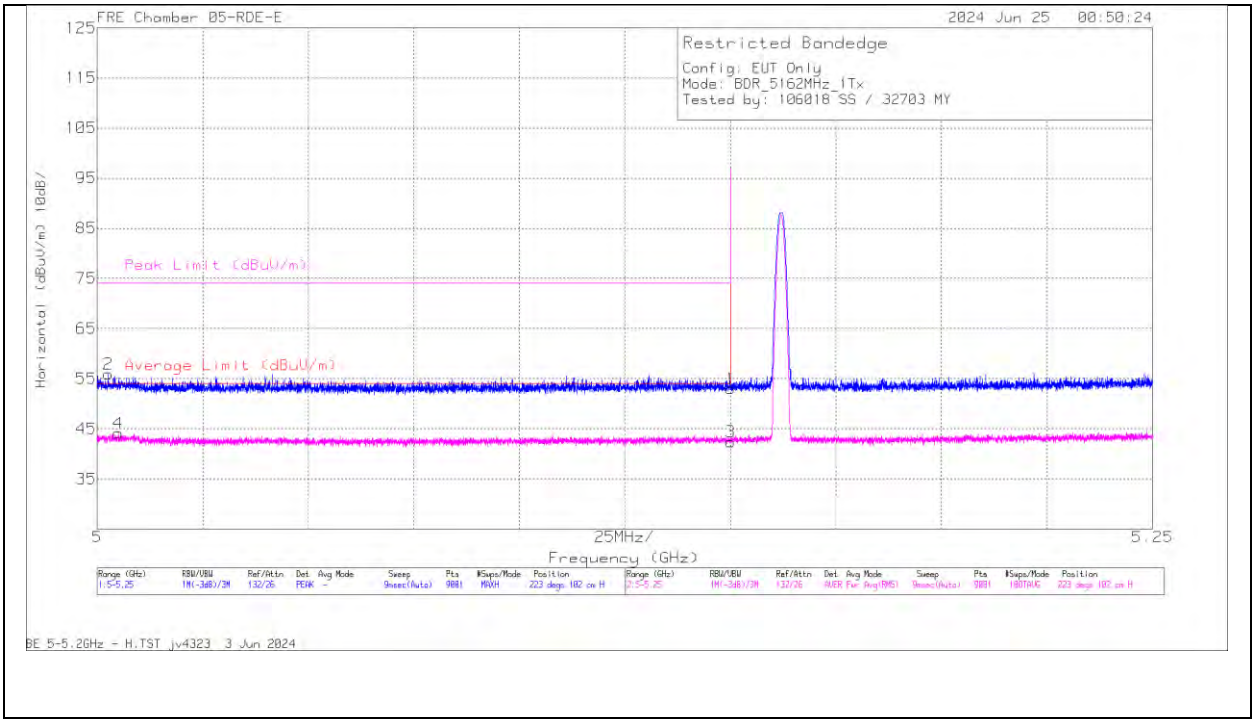

Marker	Frequency (GHz)	Meter Reading (dBuV)	Det	222740 ACF (dB/m)	Gain/Loss (dB)	Corrected Reading (dBuV/m)	Average Limit (dBuV/m)	Margin (dB)	Peak Limit (dBuV/m)	PK Margin (dB)	AzimuthAzimuth(Degs)	HeightHeight(cm)	Polarity
2	5.002611	58.41	Pk	33.9	-36.44	55.87	-	-	74	-18.13	223	102	H
4	5.005028	46.59	RMS	33.9	-36.4	44.09	54	-9.91	-	-	223	102	H
1	5.15	54.78	Pk	34.1	-35.9	52.98	-	-	74	-21.02	223	102	H
3	5.15	44.17	RMS	34.1	-35.9	42.37	54	-11.63	-	-	223	102	H

Pk - Peak detector
RMS - RMS detection

UL VERIFICATION SERVICES INC.
47173 Benicia Street, Fremont, CA 94538; USA TEL:(510) 319-4000 FAX:(510) 661-0888
This report shall not be reproduced except in full, without the written approval of UL Verification Services Inc.

VERTICAL RESULT

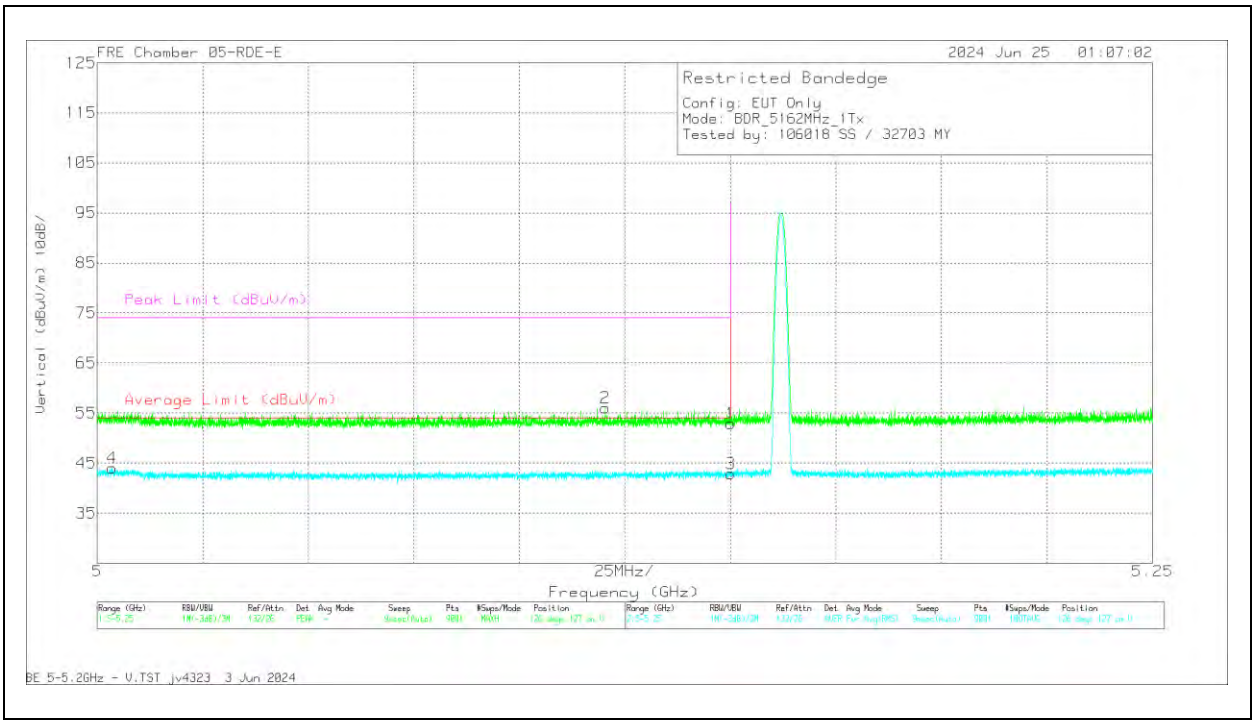

Marker	Frequency (GHz)	Meter Reading (dBuV)	Det	222740 ACF (dB/m)	Gain/Loss (dB)	Corrected Reading (dBuV/m)	Average Limit (dBuV/m)	Margin (dB)	Peak Limit (dBuV/m)	PK Margin (dB)	Azimuth (Degs)	Height (cm)	Polarity
4	5.0035	46.56	RMS	33.9	-36.4	44.06	54	-9.94	-	-	126	127	V
2	5.120362	58.18	Pk	34	-36.14	56.04	-	-	74	-17.96	126	127	V
1	5.15	54.67	Pk	34.1	-35.9	52.87	-	-	74	-21.13	126	127	V
3	5.15	44.74	RMS	34.1	-35.9	42.94	54	-11.06	-	-	126	127	V

Pk - Peak detector
RMS - RMS detection

UL VERIFICATION SERVICES INC.
47173 Benicia Street, Fremont, CA 94538; USA TEL:(510) 319-4000 FAX:(510) 661-0888
This report shall not be reproduced except in full, without the written approval of UL Verification Services Inc.

2TX Antenna 6 + Antenna 5 TX BF MODE

BANDEDGE (LOW CHANNEL)

HORIZONTAL RESULT

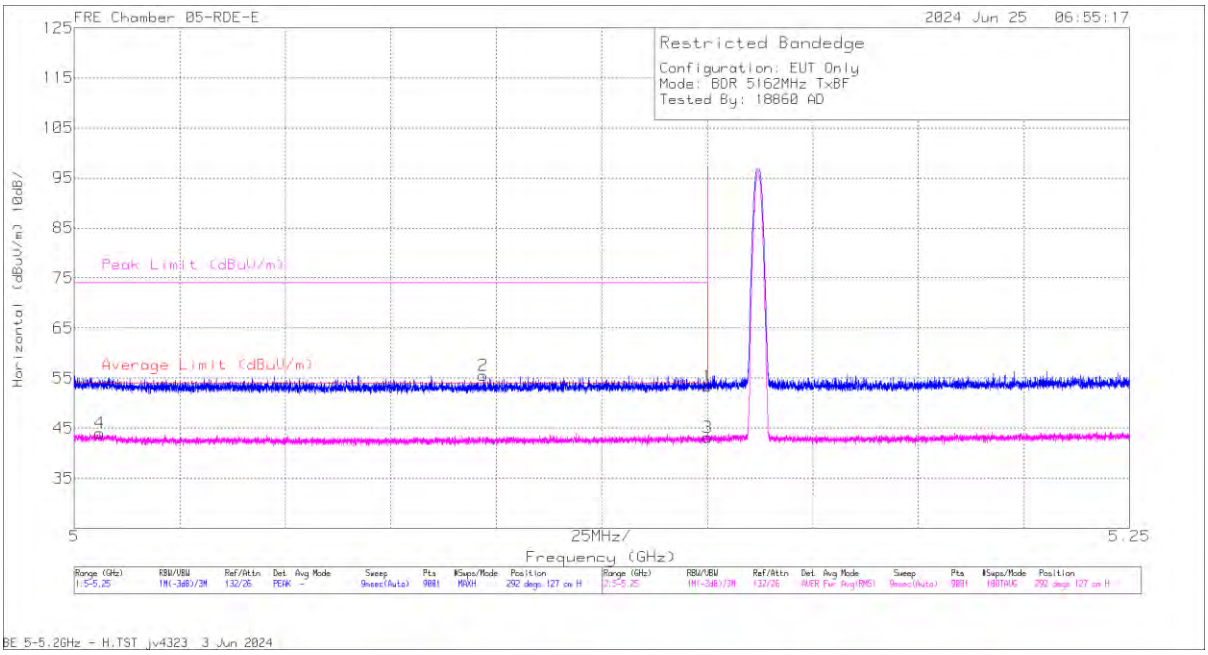

Marker	Frequency (GHz)	Meter Reading (dBuV)	Det	222740 ACF (dB/m)	Gain/Loss (dB)	Corrected Reading (dBuV/m)	Average Limit (dBuV/m)	Margin (dB)	Peak Limit (dBuV/m)	PK Margin (dB)	Azimuth (Degs)	Height (cm)	Polarity
1	* 5.15	55.16	Pk	34.1	-35.9	53.36	-	-	74	-20.64	292	127	H
2	* 5.096973	57.71	Pk	34	-36.2	55.51	-	-	74	-18.49	292	127	H
3	* 5.15	44.99	RMS	34.1	-35.9	43.19	54	-10.81	-	-	292	127	H
4	* 5.006	46.57	RMS	33.9	-36.5	43.97	54	-10.03	-	-	292	127	H

* - indicates frequency in CFR47 Pt 15 / IC RSS-Restricted Band
Pk - Peak detector
RMS - RMS detection

UL VERIFICATION SERVICES INC.
47173 Benicia Street, Fremont, CA 94538; USA TEL:(510) 319-4000 FAX:(510) 661-0888
This report shall not be reproduced except in full, without the written approval of UL Verification Services Inc.

VERTICAL RESULT

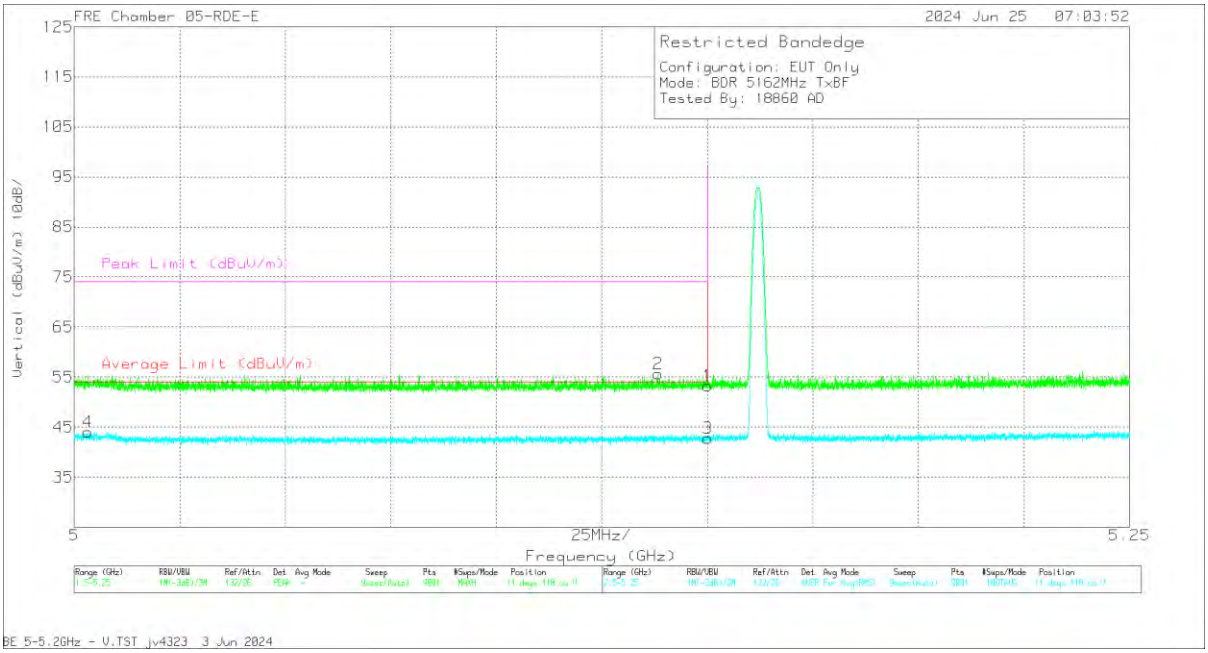

Marker	Frequency (GHz)	Meter Reading (dBuV)	Det	222740 ACF (dB/m)	Gain/Loss (dB)	Corrected Reading (dBuV/m)	Average Limit (dBuV/m)	Margin (dB)	Peak Limit (dBuV/m)	PK Margin (dB)	Azimuth (Degs)	Height (cm)	Polarity
1	* 5.15	55.09	Pk	34.1	-35.9	53.29	-	-	74	-20.71	11	118	V
2	* 5.138279	57.64	Pk	34	-36	55.64	-	-	74	-18.36	11	118	V
3	* 5.15	44.52	RMS	34.1	-35.9	42.72	54	-11.28	-	-	11	118	V
4	* 5.00325	46.47	RMS	33.9	-36.4	43.97	54	-10.03	-	-	11	118	V

* - indicates frequency in CFR47 Pt 15 / IC RSS-Restricted Band
Pk - Peak detector
RMS - RMS detection

UL VERIFICATION SERVICES INC.
47173 Benicia Street, Fremont, CA 94538; USA TEL:(510) 319-4000 FAX:(510) 661-0888
This report shall not be reproduced except in full, without the written approval of UL Verification Services Inc.

10.1.4. BDR, LOW POWER, UNII-1, HARMONIC AND SPURIOUS TX IN THE 5.2 GHz BAND

LOW CHANNEL 5162MHz

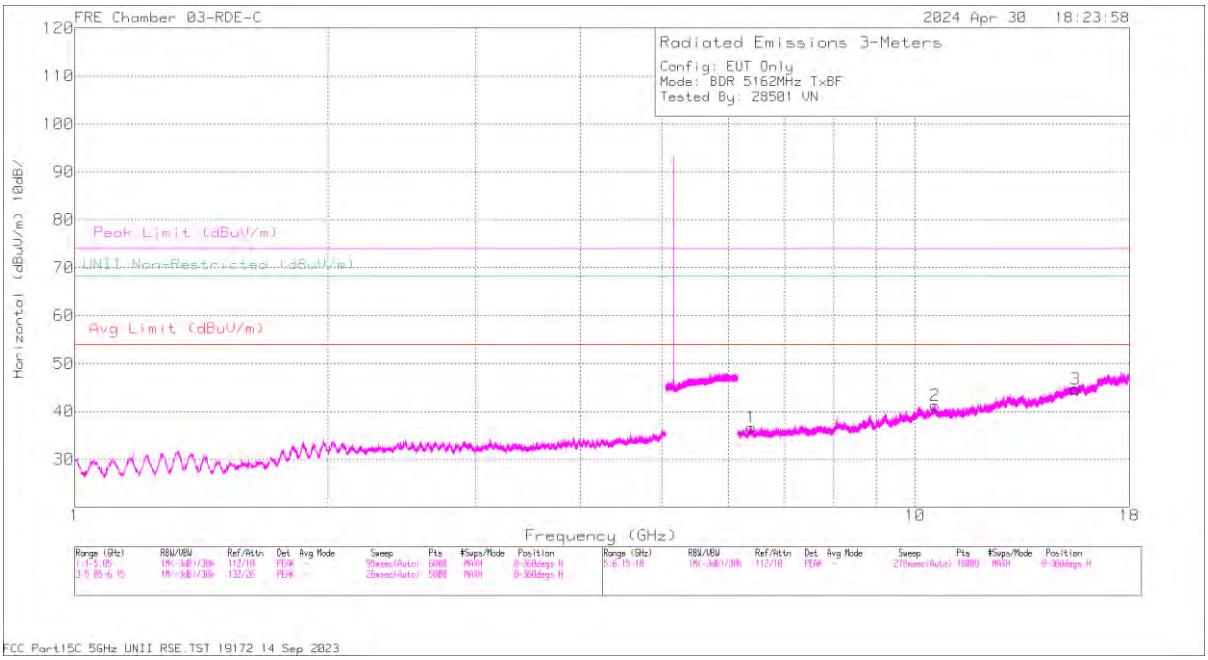

HORIZONTAL

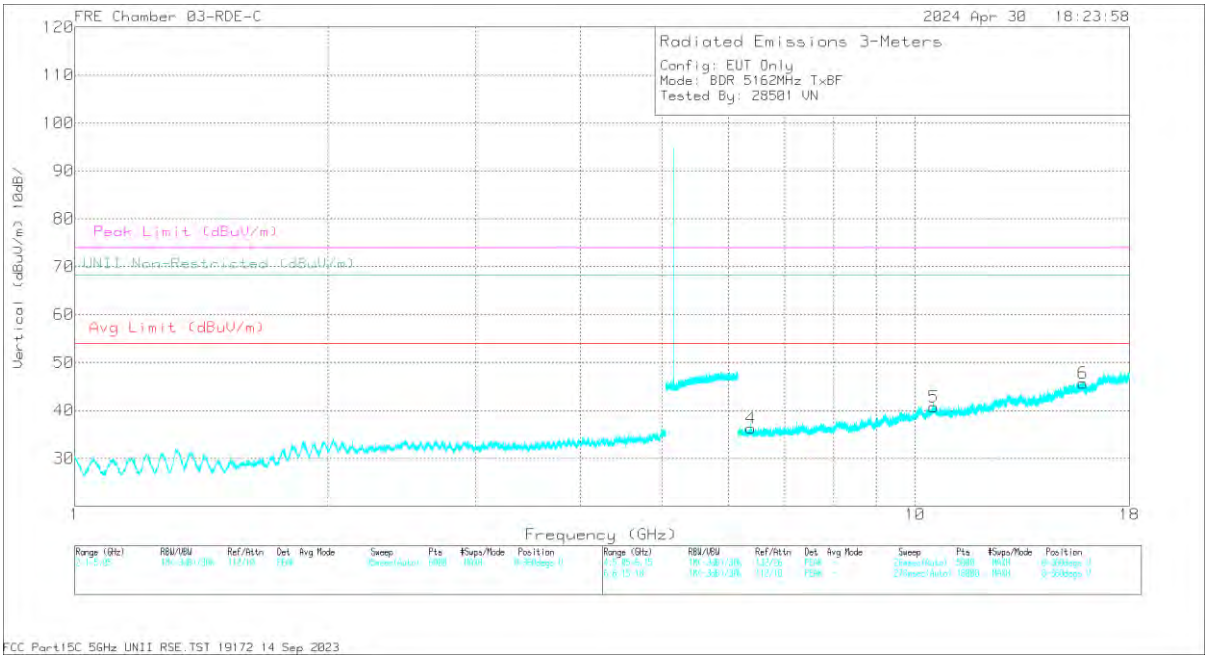

VERTICAL

UL VERIFICATION SERVICES INC.
47173 Benicia Street, Fremont, CA 94538; USA TEL:(510) 319-4000 FAX:(510) 661-0888

This report shall not be reproduced except in full, without the written approval of UL Verification Services Inc.

DATA:

Marker	Frequency (GHz)	Meter Reading (dBuV)	Det	223084 ACF (dB/m) 3m	Gain/Loss (dB)	Corrected Reading (dBuV/m)	Avg Limit (dBuV/m)	Margin (dB)	Peak Limit (dBuV/m)	PK Margin (dB)	UNII Non-Restricted (dBuV/m)	PK Margin (dB)	Azimuth (Degs)	Height (cm)	Polarity
2	* 15.523052	58.3	PK-U	40.2	-43.89	54.61	-	-	74	-19.39	-	-	58	110	H
2	* 15.523419	46.53	ADR	40.2	-43.86	42.87	54	-11.13	-	-	-	-	58	110	H
5	* 15.848187	58.58	PK-U	40.3	-43.32	55.56	-	-	74	-18.44	-	-	356	145	V
5	* 15.849724	46.79	ADR	40.3	-43.33	43.76	54	-10.24	-	-	-	-	356	145	V
4	6.376791	55.96	PK-U	35.4	-45.02	46.34	-	-	-	-	68.2	-21.86	216	211	V
1	6.379114	55.66	PK-U	35.4	-45.1	45.96	-	-	-	-	68.2	-22.24	305	196	H
6	10.531123	56.62	PK-U	37.7	-44	50.32	-	-	-	-	68.2	-17.88	153	253	V
5	10.561079	55.93	PK-U	37.7	-43.99	49.64	-	-	-	-	68.2	-18.56	12	101	H

* - indicates frequency in CFR47 Pt 15 / IC RSS-Restricted Band
PK-U - U-NII: Maximum Peak
ADR - U-NII AD primary method, RMS average

UL VERIFICATION SERVICES INC.
47173 Benicia Street, Fremont, CA 94538; USA TEL:(510) 319-4000 FAX:(510) 661-0888
This report shall not be reproduced except in full, without the written approval of UL Verification Services Inc.

MID CHANNEL 5203MHz

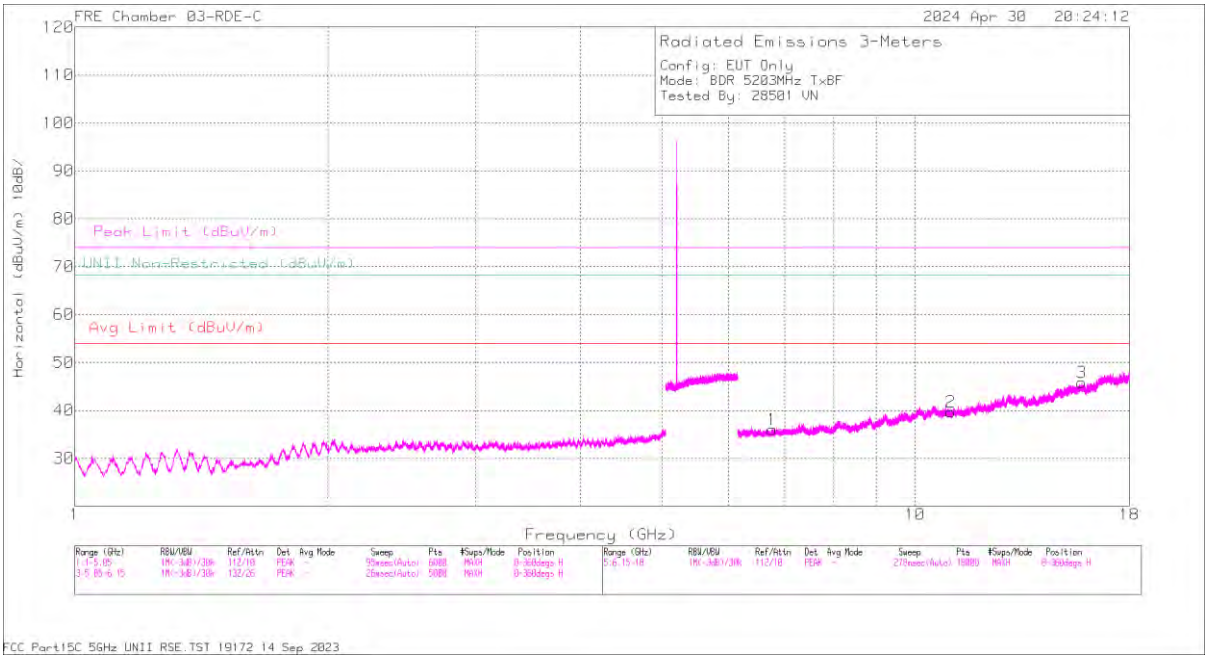

HORIZONTAL

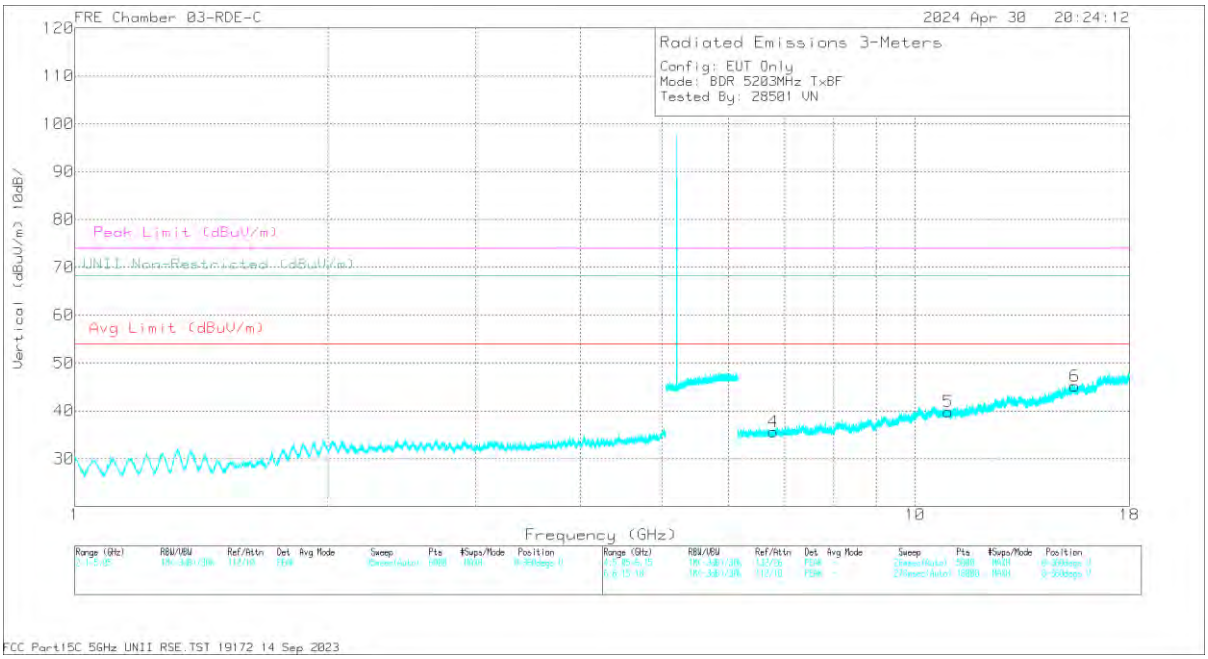

VERTICAL

UL VERIFICATION SERVICES INC.
47173 Benicia Street, Fremont, CA 94538; USA TEL:(510) 319-4000 FAX:(510) 661-0888

This report shall not be reproduced except in full, without the written approval of UL Verification Services Inc.

DATA:

Marker	Frequency (GHz)	Meter Reading (dBuV)	Det	223084 ACF (dB/m) 3m	Gain/Loss (dB)	Corrected Reading (dBuV/m)	Avg Limit (dBuV/m)	Margin (dB)	Peak Limit (dBuV/m)	PK Margin (dB)	UNII Non-Restricted (dBuV/m)	PK Margin (dB)	Azimuth (Degs)	Height (cm)	Polarity
2	* 11.02671	55.66	PK-U	37.9	-44.2	49.36	-	-	74	-24.64	-	-	69	105	H
2	* 11.029933	44.29	ADR	37.9	-44.2	37.99	54	-16.01	-	-	-	-	69	105	H
3	* 15.804623	59.07	PK-U	40.3	-43.7	55.67	-	-	74	-18.33	-	-	71	200	H
3	* 15.807324	46.72	ADR	40.3	-43.67	43.35	54	-10.65	-	-	-	-	71	200	H
5	* 10.954653	55.58	PK-U	37.9	-43.87	49.61	-	-	74	-24.39	-	-	123	268	V
5	* 10.956103	44.5	ADR	37.9	-43.9	38.5	54	-15.5	-	-	-	-	123	268	V
6	* 15.505423	58.58	PK-U	40.2	-43.8	54.98	-	-	74	-19.02	-	-	202	247	V
6	* 15.50478	46.69	ADR	40.2	-43.76	43.13	54	-10.87	-	-	-	-	202	247	V
1	6.764935	56.42	PK-U	35.6	-45.9	46.12	-	-	-	-	68.2	-22.08	319	345	H
4	6.782187	56.38	PK-U	35.6	-45.98	46	-	-	-	-	68.2	-22.2	113	145	V

* - indicates frequency in CFR47 Pt 15 / IC RSS-Restricted Band
PK-U - U-NII: Maximum Peak
ADR - U-NII AD primary method, RMS average

UL VERIFICATION SERVICES INC.
47173 Benicia Street, Fremont, CA 94538; USA TEL:(510) 319-4000 FAX:(510) 661-0888
This report shall not be reproduced except in full, without the written approval of UL Verification Services Inc.

HIGH CHANNEL 5245MHz

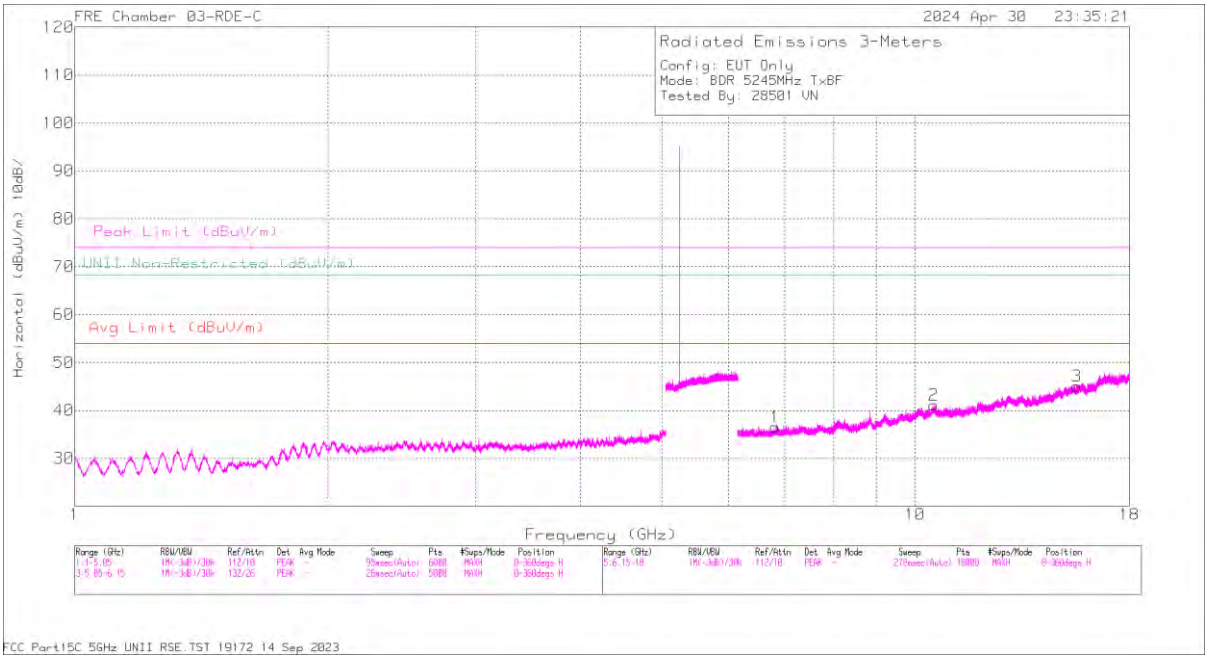

HORIZONTAL

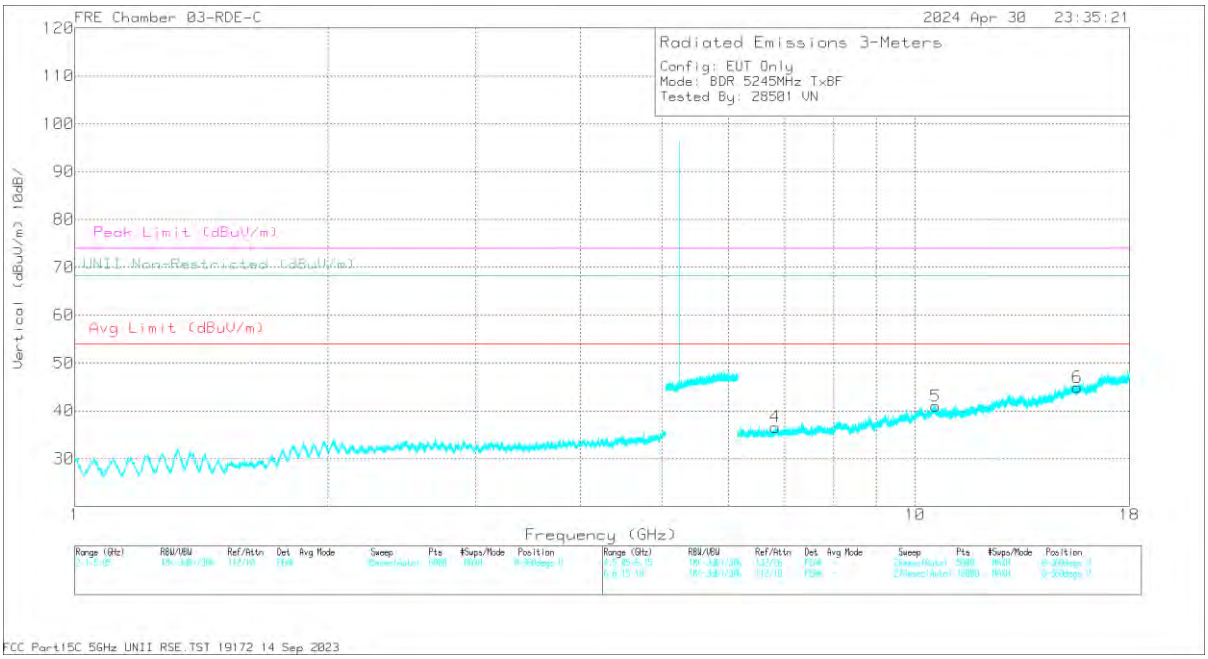

VERTICAL

UL VERIFICATION SERVICES INC.
47173 Benicia Street, Fremont, CA 94538; USA TEL:(510) 319-4000 FAX:(510) 661-0888

This report shall not be reproduced except in full, without the written approval of UL Verification Services Inc.

DATA:

Marker	Frequency (GHz)	Meter Reading (dBuV)	Det	223084 ACF (dB/m) 3m	Gain/Loss (dB)	Corrected Reading (dBuV/m)	Avg Limit (dBuV/m)	Margin (dB)	Peak Limit (dBuV/m)	PK Margin (dB)	UNII Non-Restricted (dBuV/m)	PK Margin (dB)	Azimuth (Degs)	Height (cm)	Polarity
3	* 15.570861	58.06	PK-U	40.2	-44.1	54.16	-	-	74	-19.84	-	-	153	120	H
3	* 15.572016	46.57	ADR	40.2	-44.1	42.67	54	-11.33	-	-	-	-	153	120	H
6	* 15.602611	57.9	PK-U	40.2	-44.1	54	-	-	74	-20	-	-	232	256	V
6	* 15.601243	46.43	ADR	40.2	-44.1	42.53	54	-11.47	-	-	-	-	232	256	V
1	6.822675	56.26	PK-U	35.6	-45.7	46.16	-	-	-	-	68.2	-22.04	147	355	H
4	6.823081	57.04	PK-U	35.6	-45.69	46.95	-	-	-	-	68.2	-21.25	228	249	V
2	10.536142	56.1	PK-U	37.7	-43.9	49.9	-	-	-	-	68.2	-18.3	160	324	H
5	10.582839	56.35	PK-U	37.7	-43.9	50.15	-	-	-	-	68.2	-18.05	142	213	V

* - indicates frequency in CFR47 Pt 15 / IC RSS-Restricted Band
PK-U - U-NII: Maximum Peak
ADR - U-NII AD primary method, RMS average

UL VERIFICATION SERVICES INC.
47173 Benicia Street, Fremont, CA 94538; USA TEL:(510) 319-4000 FAX:(510) 661-0888
This report shall not be reproduced except in full, without the written approval of UL Verification Services Inc.

10.1.5. HDR4, HIGH POWER UNII-1 BANDEDGE

ANT 6

BANDEDGE (LOW CHANNEL)

HORIZONTAL RESULT

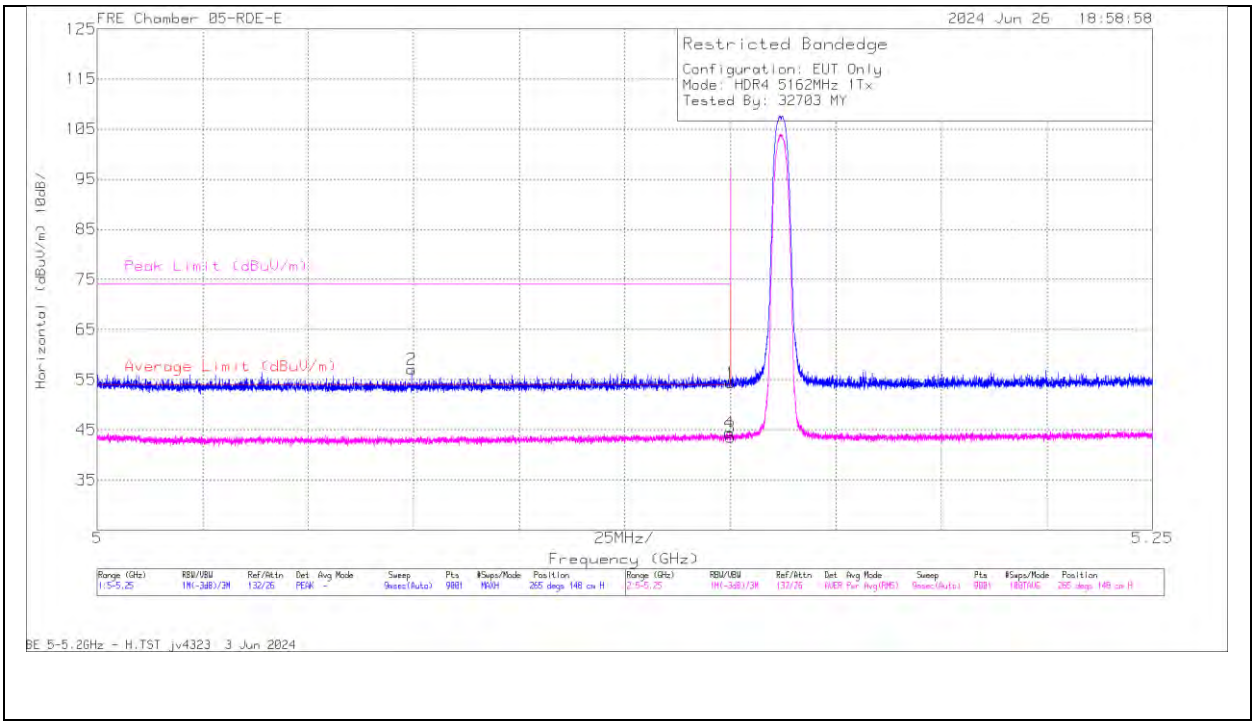

Marker	Frequency (GHz)	Meter Reading (dBuV)	Det	222740 ACF (dB/m)	Gain/Loss (dB)	Corrected Reading (dBuV/m)	Average Limit (dBuV/m)	Margin (dB)	Peak Limit (dBuV/m)	PK Margin (dB)	Azimuth (Degs)	Height (cm)	Polarity
1	* 5.15	56.14	Pk	34.1	-35.9	54.34	-	-	74	-19.66	265	148	H
2	* 5.074473	59.39	Pk	34	-36.3	57.09	-	-	74	-16.91	265	148	H
3	* 5.15	45.34	RMS	34.1	-35.9	43.54	54	-10.46	-	-	265	148	H
4	* 5.149779	46.23	RMS	34.1	-35.92	44.41	54	-9.59	-	-	265	148	H

* - indicates frequency in CFR47 Pt 15 / IC RSS-Restricted Band
Pk - Peak detector
RMS - RMS detection

UL VERIFICATION SERVICES INC.
47173 Benicia Street, Fremont, CA 94538; USA TEL:(510) 319-4000 FAX:(510) 661-0888
This report shall not be reproduced except in full, without the written approval of UL Verification Services Inc.

VERTICAL RESULT

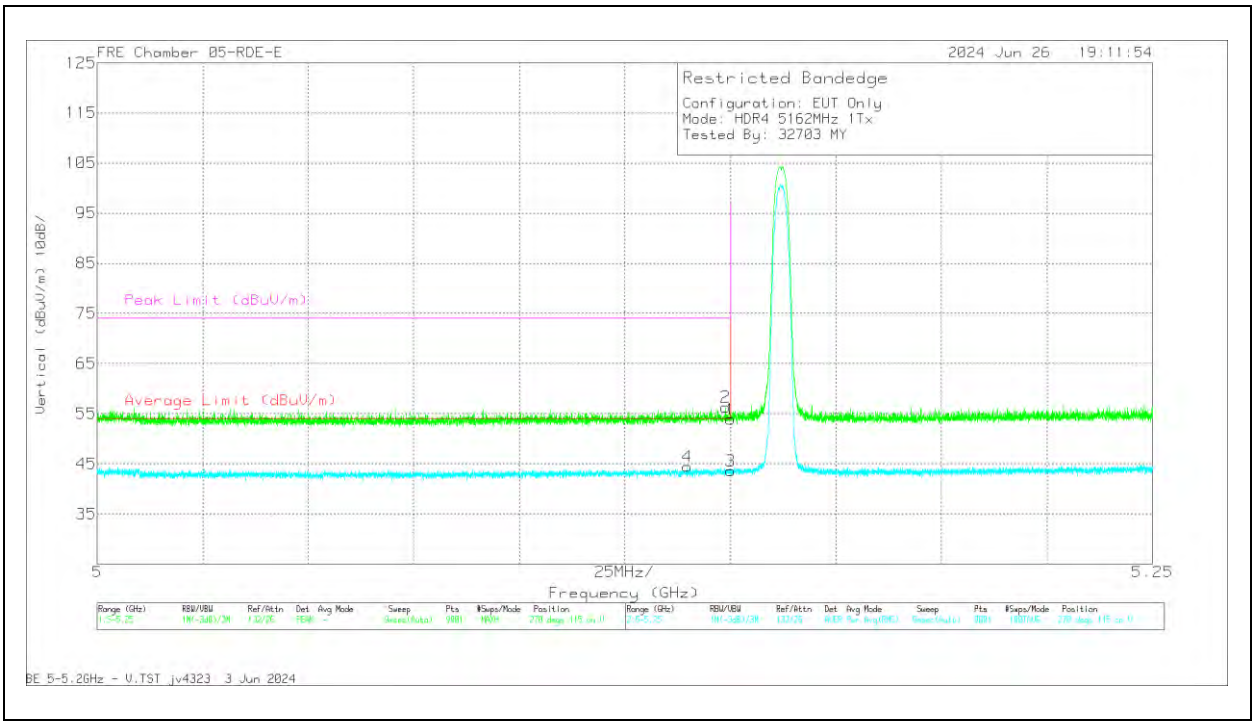

Marker	Frequency (GHz)	Meter Reading (dBuV)	Det	222740 ACF (dB/m)	Gain/Loss (dB)	Corrected Reading (dBuV/m)	Average Limit (dBuV/m)	Margin (dB)	Peak Limit (dBuV/m)	PK Margin (dB)	Azimuth (Degs)	Height (cm)	Polarity
4	* 5.139807	46.27	RMS	34.1	-35.92	44.45	54	-9.55	-	-	270	115	V
2	* 5.148946	58.17	Pk	34.1	-36	56.27	-	-	74	-17.73	270	115	V
1	* 5.15	55.65	Pk	34.1	-35.9	53.85	-	-	74	-20.15	270	115	V
3	* 5.15	45.38	RMS	34.1	-35.9	43.58	54	-10.42	-	-	270	115	V

* - indicates frequency in CFR47 Pt 15 / IC RSS-Restricted Band
Pk - Peak detector
RMS - RMS detection

UL VERIFICATION SERVICES INC.
47173 Benicia Street, Fremont, CA 94538; USA TEL:(510) 319-4000 FAX:(510) 661-0888
This report shall not be reproduced except in full, without the written approval of UL Verification Services Inc.

ANT 5

BANDEDGE (LOW CHANNEL)

HORIZONTAL RESULT

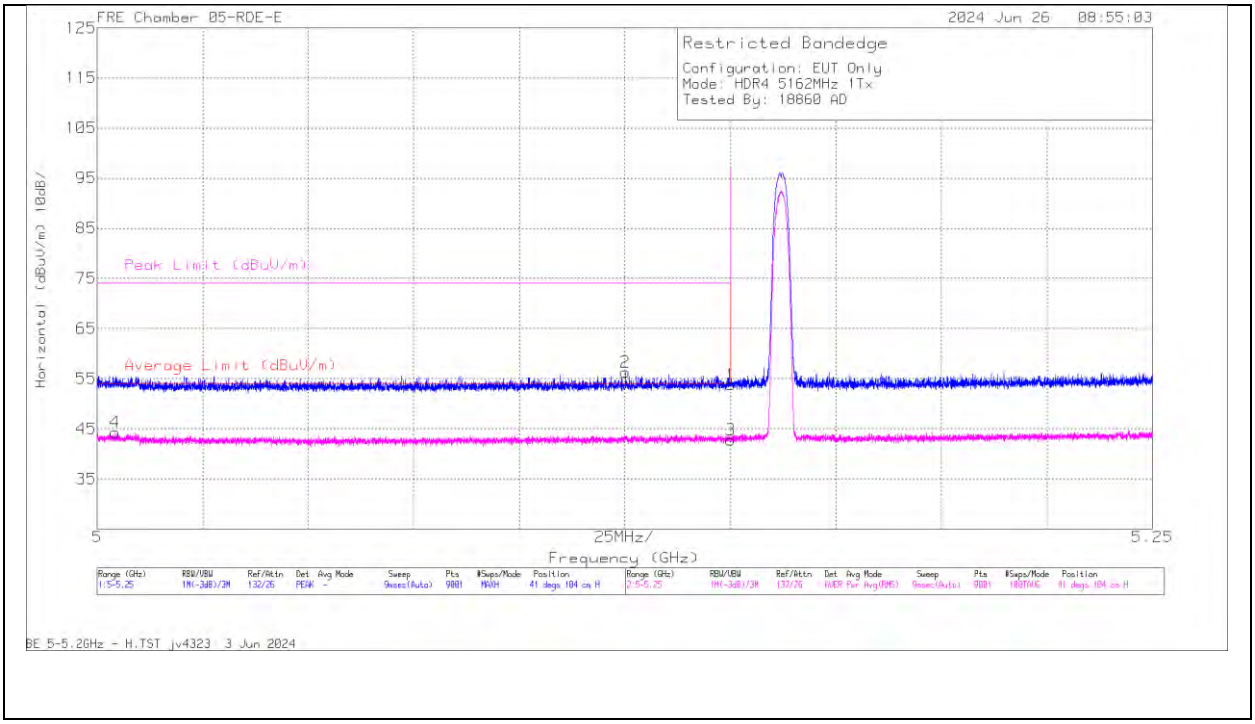

Marker	Frequency (GHz)	Meter Reading (dBuV)	Det	222740 ACF (dB/m)	Gain/Loss (dB)	Corrected Reading (dBuV/m)	Average Limit (dBuV/m)	Margin (dB)	Peak Limit (dBuV/m)	PK Margin (dB)	Azimuth (Degs)	Height (cm)	Polarity
1	* 5.15	55.63	Pk	34.1	-35.9	53.83	-	-	74	-20.17	41	104	H
2	* 5.12514	58.25	Pk	34	-36.01	56.24	-	-	74	-17.76	41	104	H
3	* 5.15	44.54	RMS	34.1	-35.9	42.74	54	-11.26	-	-	41	104	H
4	* 5.004306	46.74	RMS	33.9	-36.4	44.24	54	-9.76	-	-	41	104	H

* - indicates frequency in CFR47 Pt 15 / IC RSS-Restricted Band
Pk - Peak detector
RMS - RMS detection

UL VERIFICATION SERVICES INC.
47173 Benicia Street, Fremont, CA 94538; USA TEL:(510) 319-4000 FAX:(510) 661-0888
This report shall not be reproduced except in full, without the written approval of UL Verification Services Inc.

VERTICAL RESULT

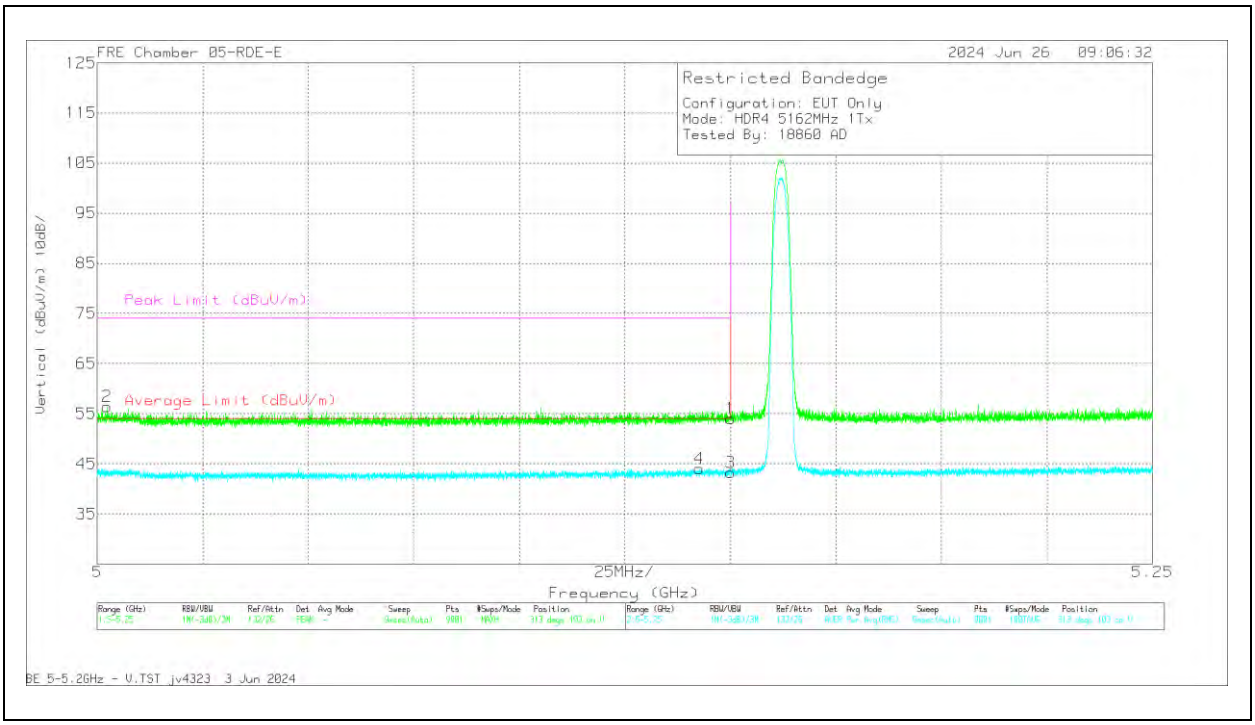

Marker	Frequency (GHz)	Meter Reading (dBuV)	Det	222740 ACF (dB/m)	Gain/Loss (dB)	Corrected Reading (dBuV/m)	Average Limit (dBuV/m)	Margin (dB)	Peak Limit (dBuV/m)	PK Margin (dB)	Azimuth (Degs)	Height (cm)	Polarity
1	* 5.15	55.83	Pk	34.1	-35.9	54.03	-	-	74	-19.97	313	103	V
2	* 5.002361	58.94	Pk	33.9	-36.46	56.38	-	-	74	-17.62	313	103	V
3	* 5.15	45.03	RMS	34.1	-35.9	43.23	54	-10.77	-	-	313	103	V
4	* 5.142696	45.84	RMS	34.1	-35.93	44.01	54	-9.99	-	-	313	103	V

* - indicates frequency in CFR47 Pt 15 / IC RSS-Restricted Band
Pk - Peak detector
RMS - RMS detection

UL VERIFICATION SERVICES INC.
47173 Benicia Street, Fremont, CA 94538; USA TEL:(510) 319-4000 FAX:(510) 661-0888
This report shall not be reproduced except in full, without the written approval of UL Verification Services Inc.

2TX Antenna 6 + Antenna 5 TX BF MODE

BANDEDGE (LOW CHANNEL)

HORIZONTAL RESULT

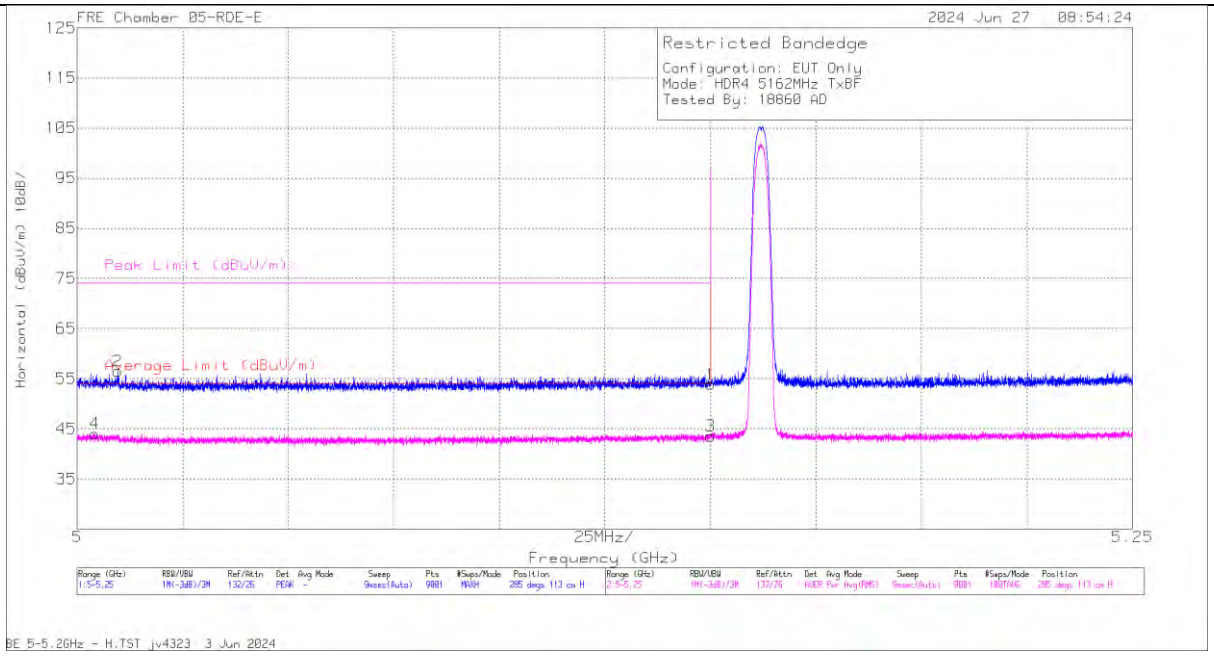

Marker	Frequency (GHz)	Meter Reading (dBuV)	Det	222740 ACF (dB/m)	Gain/Loss (dB)	Corrected Reading (dBuV/m)	Average Limit (dBuV/m)	Margin (dB)	Peak Limit (dBuV/m)	PK Margin (dB)	Azimuth (Degs)	Height (cm)	Polarity
1	* 5.15	55.65	Pk	34.1	-35.9	53.85	-	-	74	-20.15	285	113	H
2	* 5.009667	59.01	Pk	33.9	-36.43	56.48	-	-	74	-17.52	285	113	H
3	* 5.15	45.29	RMS	34.1	-35.9	43.49	54	-10.51	-	-	285	113	H
4	* 5.004194	46.57	RMS	33.9	-36.4	44.07	54	-9.93	-	-	285	113	H

* - indicates frequency in CFR47 Pt 15 / IC RSS-Restricted Band
Pk - Peak detector
RMS - RMS detection

UL VERIFICATION SERVICES INC.
47173 Benicia Street, Fremont, CA 94538; USA TEL:(510) 319-4000 FAX:(510) 661-0888
This report shall not be reproduced except in full, without the written approval of UL Verification Services Inc.

VERTICAL RESULT

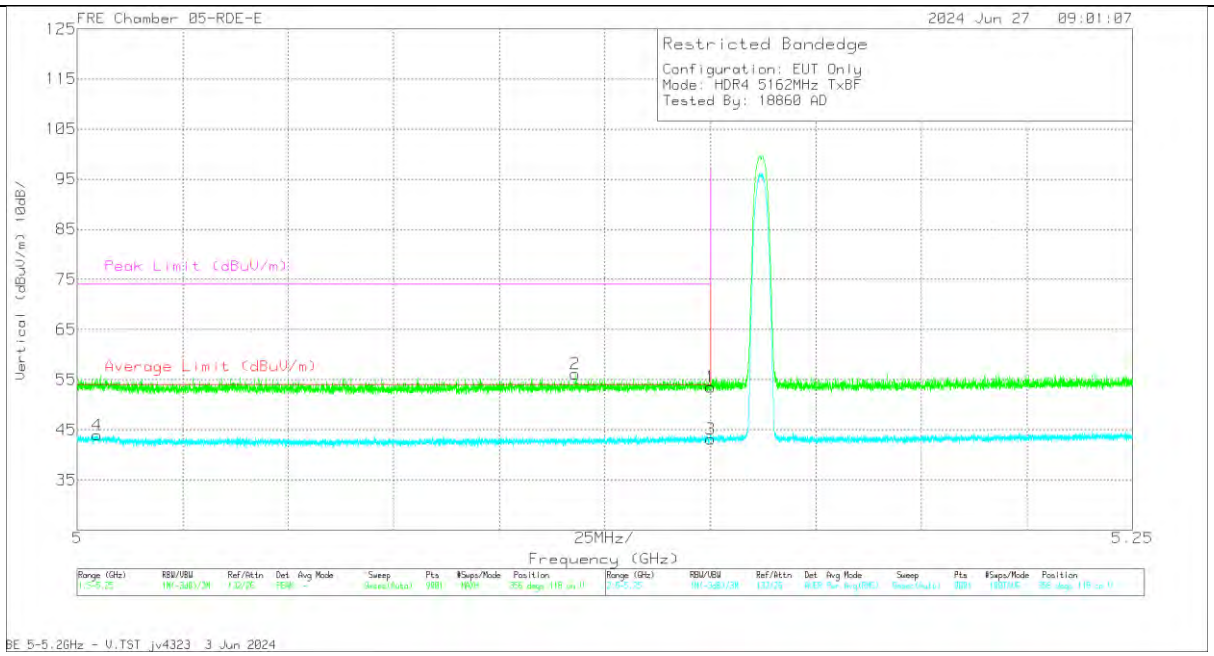

Marker	Frequency (GHz)	Meter Reading (dBuV)	Det	222740 ACF (dB/m)	Gain/Loss (dB)	Corrected Reading (dBuV/m)	Average Limit (dBuV/m)	Margin (dB)	Peak Limit (dBuV/m)	PK Margin (dB)	Azimuth (Degs)	Height (cm)	Polarity
1	* 5.15	55.35	Pk	34.1	-35.9	53.55	-	-	74	-20.45	356	118	V
2	* 5.117973	58.3	Pk	34	-36.1	56.2	-	-	74	-17.8	356	118	V
3	* 5.15	44.93	RMS	34.1	-35.9	43.13	54	-10.87	-	-	356	118	V
4	* 5.004722	46.45	RMS	33.9	-36.4	43.95	54	-10.05	-	-	356	118	V

* - indicates frequency in CFR47 Pt 15 / IC RSS-Restricted Band
Pk - Peak detector
RMS - RMS detection

UL VERIFICATION SERVICES INC.
47173 Benicia Street, Fremont, CA 94538; USA TEL:(510) 319-4000 FAX:(510) 661-0888
This report shall not be reproduced except in full, without the written approval of UL Verification Services Inc.

10.1.6. HDR4, HIGH POWER UNII-1 HARMONIC AND SPURIOUS IN THE 5.2 GHz BAND

LOW CHANNEL 5162MHz

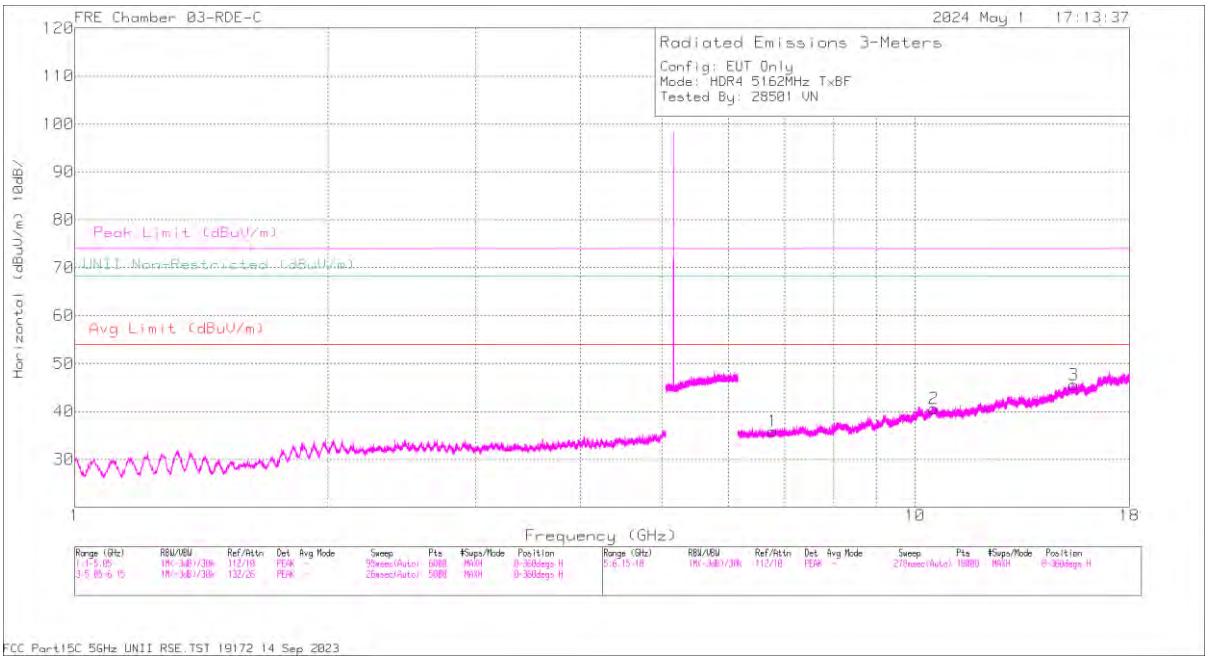

HORIZONTAL

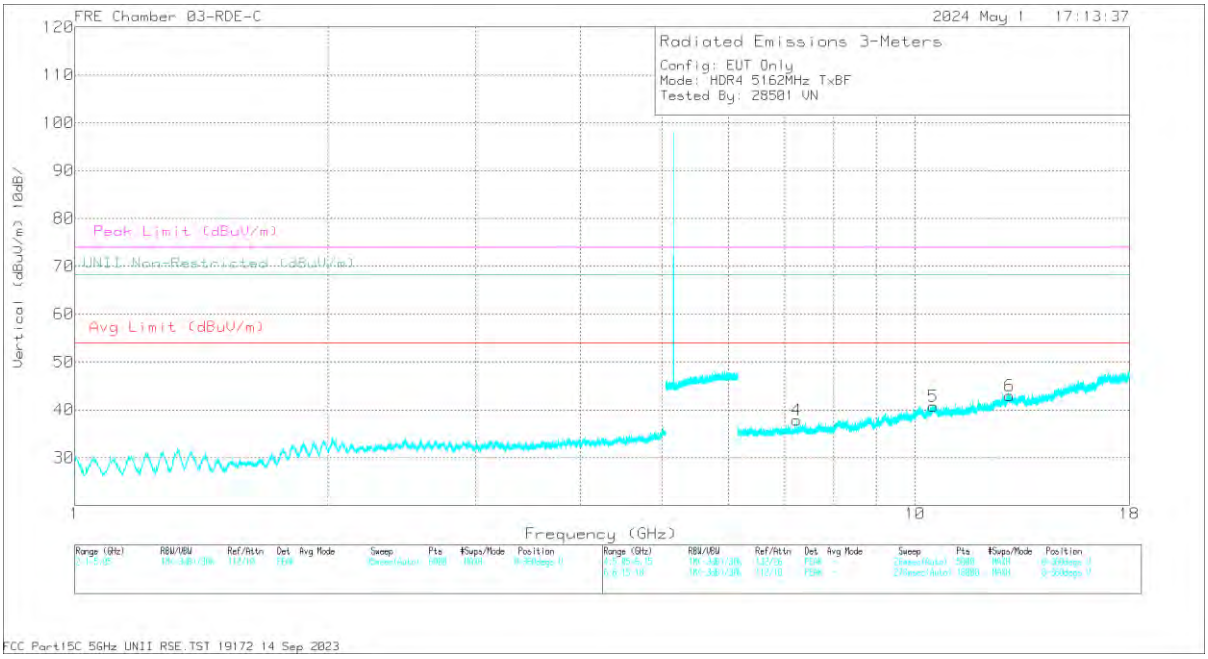

VERTICAL

UL VERIFICATION SERVICES INC.
47173 Benicia Street, Fremont, CA 94538; USA TEL:(510) 319-4000 FAX:(510) 661-0888

This report shall not be reproduced except in full, without the written approval of UL Verification Services Inc.

DATA:

Marker	Frequency (GHz)	Meter Reading (dBuV)	Det	223084 ACF (dB/m) 3m	Gain/Loss (dB)	Corrected Reading (dBuV/m)	Avg Limit (dBuV/m)	Margin (dB)	Peak Limit (dBuV/m)	PK Margin (dB)	UNII Non-Restricted (dBuV/m)	PK Margin (dB)	Azimuth (Degs)	Height (cm)	Polarity
3	* 15.453024	58.76	PK-U	40.1	-43.6	55.26	-	-	74	-18.74	-	-	239	186	H
3	* 15.454981	47.19	ADR	40.1	-43.5	43.79	54	-10.21	-	-	-	-	239	186	H
1	6.770176	56.61	PK-U	35.6	-45.9	46.31	-	-	-	-	68.2	-21.89	33	229	H
4	7.226554	58.3	PK-U	35.7	-46.1	47.9	-	-	-	-	68.2	-20.3	261	270	V
5	10.505436	56.9	PK-U	37.7	-43.96	50.64	-	-	-	-	68.2	-17.56	66	383	V
2	10.520864	56.49	PK-U	37.7	-43.89	50.3	-	-	-	-	68.2	-17.9	138	362	H
6	12.961302	57.94	PK-U	39.3	-44.87	52.37	-	-	-	-	68.2	-15.83	218	279	V

* - indicates frequency in CFR47 Pt 15 / IC RSS-Restricted Band
PK-U - U-NII: Maximum Peak
ADR - U-NII AD primary method, RMS average

UL VERIFICATION SERVICES INC.
47173 Benicia Street, Fremont, CA 94538; USA TEL:(510) 319-4000 FAX:(510) 661-0888
This report shall not be reproduced except in full, without the written approval of UL Verification Services Inc.

MID CHANNEL 5203MHz

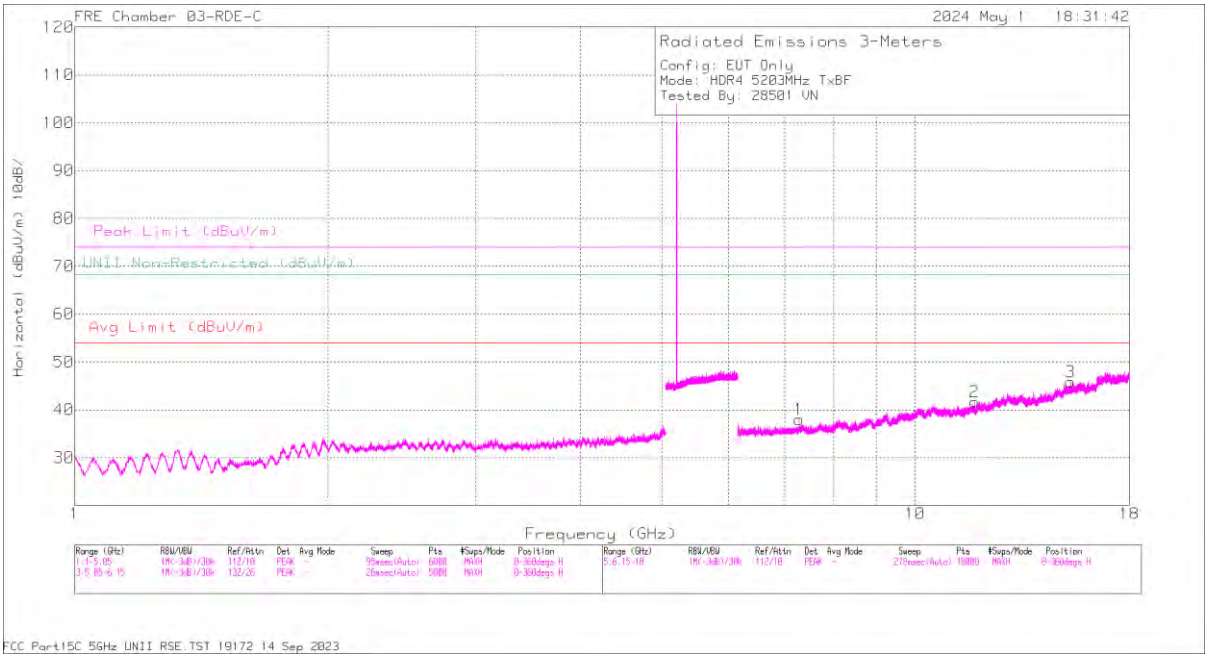

HORIZONTAL

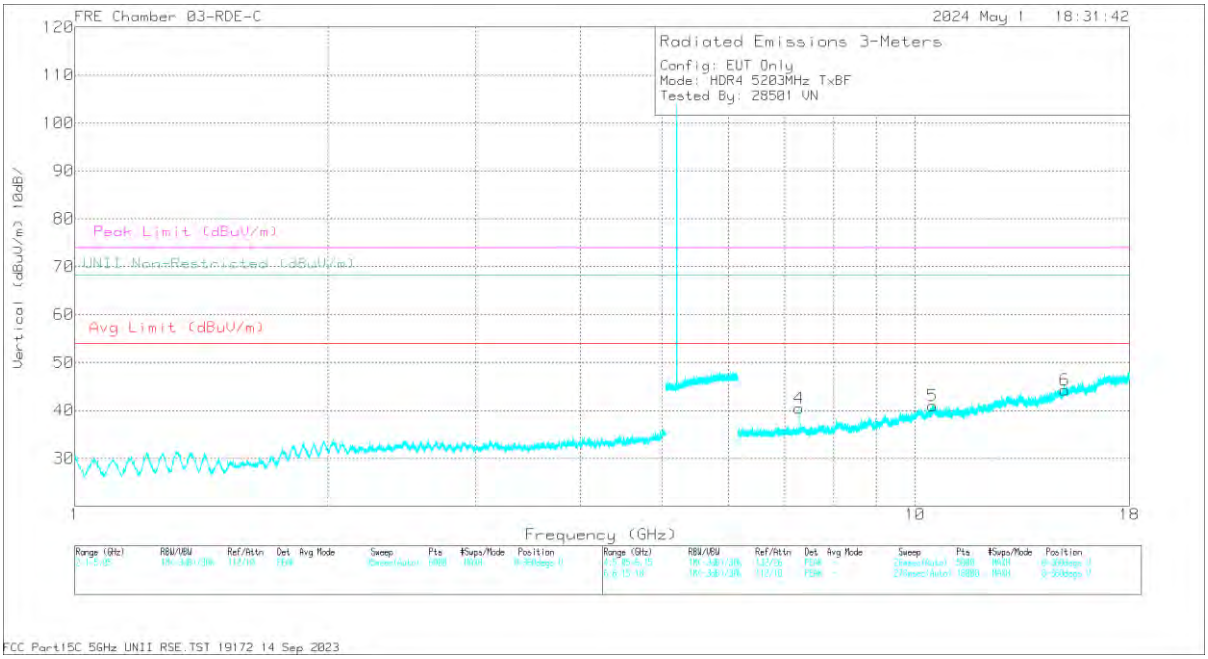

VERTICAL

UL VERIFICATION SERVICES INC.
47173 Benicia Street, Fremont, CA 94538; USA TEL:(510) 319-4000 FAX:(510) 661-0888

This report shall not be reproduced except in full, without the written approval of UL Verification Services Inc.

DATA:

Marker	Frequency (GHz)	Meter Reading (dBuV)	Det	223084 ACF (dB/m) 3m	Gain/Loss (dB)	Corrected Reading (dBuV/m)	Avg Limit (dBuV/m)	Margin (dB)	Peak Limit (dBuV/m)	PK Margin (dB)	UNII Non-Restricted (dBuV/m)	PK Margin (dB)	Azimuth (Degs)	Height (cm)	Polarity
1	* 7.284159	59.11	PK-U	35.7	-45.98	48.83	-	-	74	-25.17	-	-	239	283	H
1	* 7.284062	49.47	ADR	35.7	-45.99	39.18	54	-14.82	-	-	-	-	239	283	H
2	* 11.767114	55.54	PK-U	38.2	-43.39	50.35	-	-	74	-23.65	-	-	279	123	H
2	* 11.764447	43.97	ADR	38.2	-43.4	38.77	54	-15.23	-	-	-	-	279	123	H
4	* 7.283913	59.66	PK-U	35.7	-46	49.36	-	-	74	-24.64	-	-	271	103	V
4	* 7.284467	49.92	ADR	35.7	-45.95	39.67	54	-14.33	-	-	-	-	271	103	V
5	10.489786	56.89	PK-U	37.7	-44	50.59	-	-	-	-	68.2	-17.61	60	200	V
6	15.074021	58.21	PK-U	40	-43.6	54.61	-	-	-	-	68.2	-13.59	46	191	V
3	15.320598	58.64	PK-U	40.1	-44.2	54.54	-	-	-	-	68.2	-13.66	26	150	H

* - indicates frequency in CFR47 Pt 15 / IC RSS-Restricted Band
PK-U - U-NII: Maximum Peak
ADR - U-NII AD primary method, RMS average

UL VERIFICATION SERVICES INC.
47173 Benicia Street, Fremont, CA 94538; USA TEL:(510) 319-4000 FAX:(510) 661-0888
This report shall not be reproduced except in full, without the written approval of UL Verification Services Inc.

HIGH CHANNEL 5245MHz

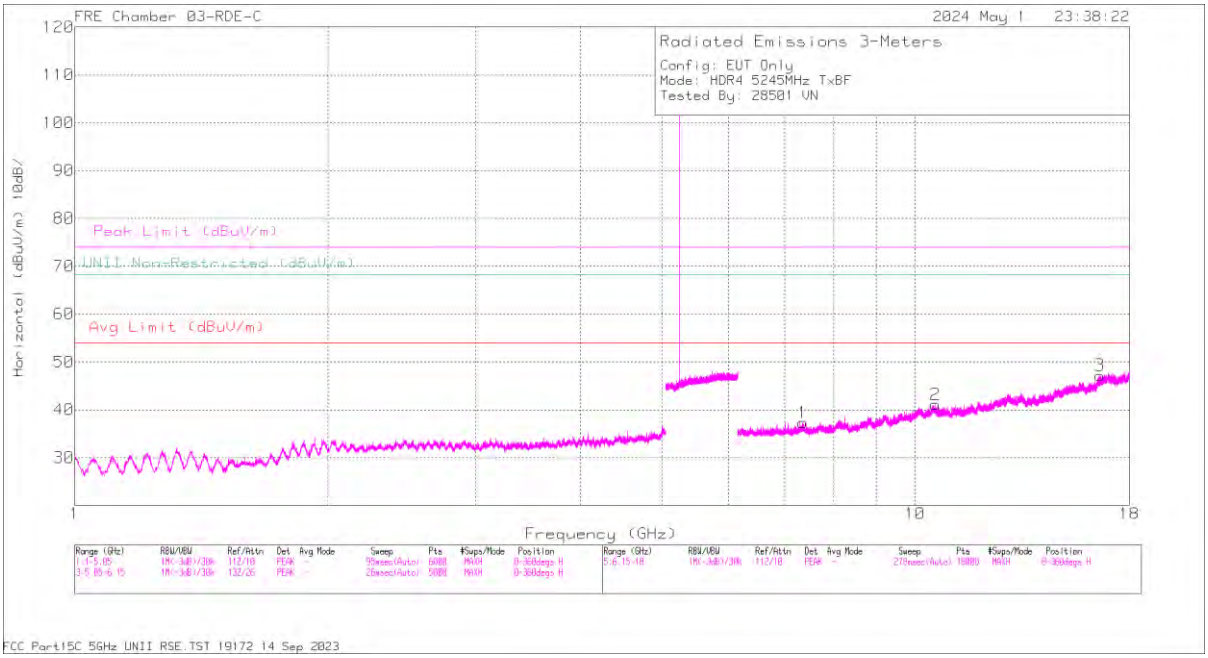

HORIZONTAL

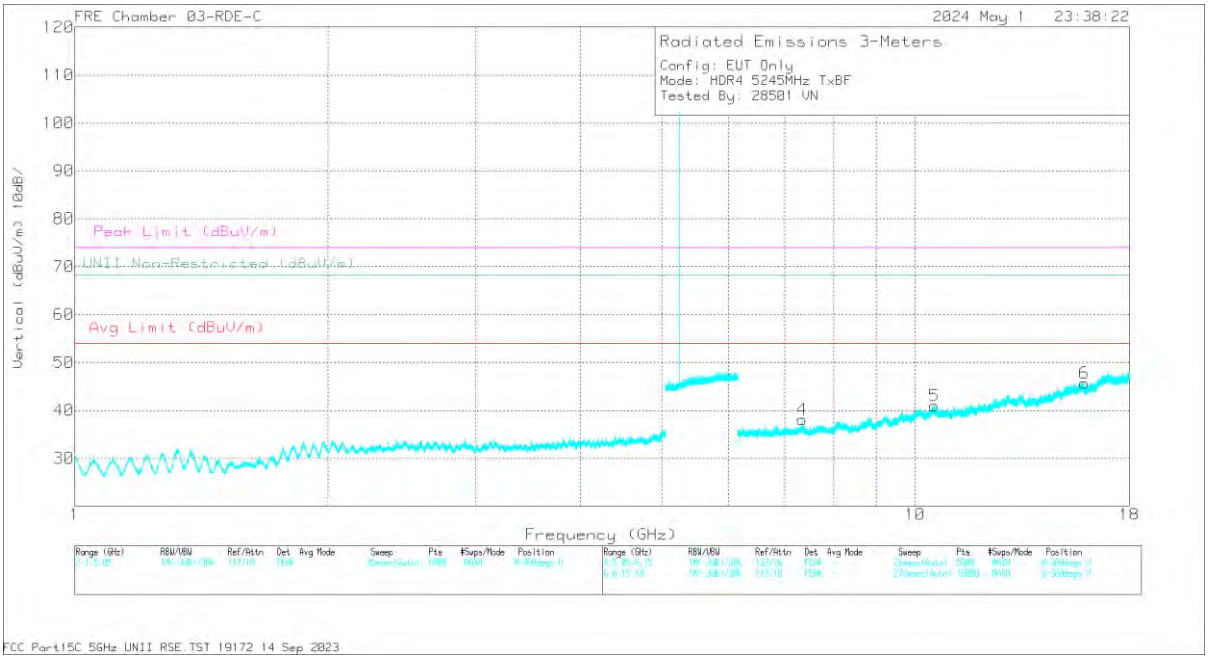

VERTICAL

UL VERIFICATION SERVICES INC.
47173 Benicia Street, Fremont, CA 94538; USA TEL:(510) 319-4000 FAX:(510) 661-0888

This report shall not be reproduced except in full, without the written approval of UL Verification Services Inc.

DATA:

Marker	Frequency (GHz)	Meter Reading (dBuV)	Det	223084 ACF (dB/m) 3m	Gain/Loss (dB)	Corrected Reading (dBuV/m)	Avg Limit (dBuV/m)	Margin (dB)	Peak Limit (dBuV/m)	PK Margin (dB)	UNII Non-Restricted (dBuV/m)	PK Margin (dB)	Azimuth (Degs)	Height (cm)	Polarity
1	* 7.359857	57.36	PK-U	35.7	-45.89	47.17	-	-	74	-26.83	-	-	97	336	H
1	* 7.35962	45.34	ADR	35.7	-45.86	35.18	54	-18.82	-	-	-	-	97	336	H
4	* 7.342939	58.86	PK-U	35.7	-45.8	48.76	-	-	74	-25.24	-	-	289	212	V
4	* 7.342901	47.81	ADR	35.7	-45.8	37.71	54	-16.29	-	-	-	-	289	212	V
6	* 15.902718	59.17	PK-U	40.4	-43.57	56	-	-	74	-18	-	-	149	143	V
6	* 15.901621	47.26	ADR	40.4	-43.5	44.16	54	-9.84	-	-	-	-	149	143	V
5	10.535581	56.6	PK-U	37.7	-43.9	50.4	-	-	-	-	68.2	-17.8	57	221	V
2	10.581428	56.36	PK-U	37.7	-43.84	50.22	-	-	-	-	68.2	-17.98	194	367	H
3	16.603556	57.45	PK-U	41.5	-43	55.95	-	-	-	-	68.2	-12.25	248	119	H

* - indicates frequency in CFR47 Pt 15 / IC RSS-Restricted Band
PK-U - U-NII: Maximum Peak
ADR - U-NII AD primary method, RMS average

UL VERIFICATION SERVICES INC.
47173 Benicia Street, Fremont, CA 94538; USA TEL:(510) 319-4000 FAX:(510) 661-0888
This report shall not be reproduced except in full, without the written approval of UL Verification Services Inc.

10.1.7. HDR4, LOW POWER UNII-1 BANDEDGE

ANT 6

Low Channel

HORIZONTAL RESULT

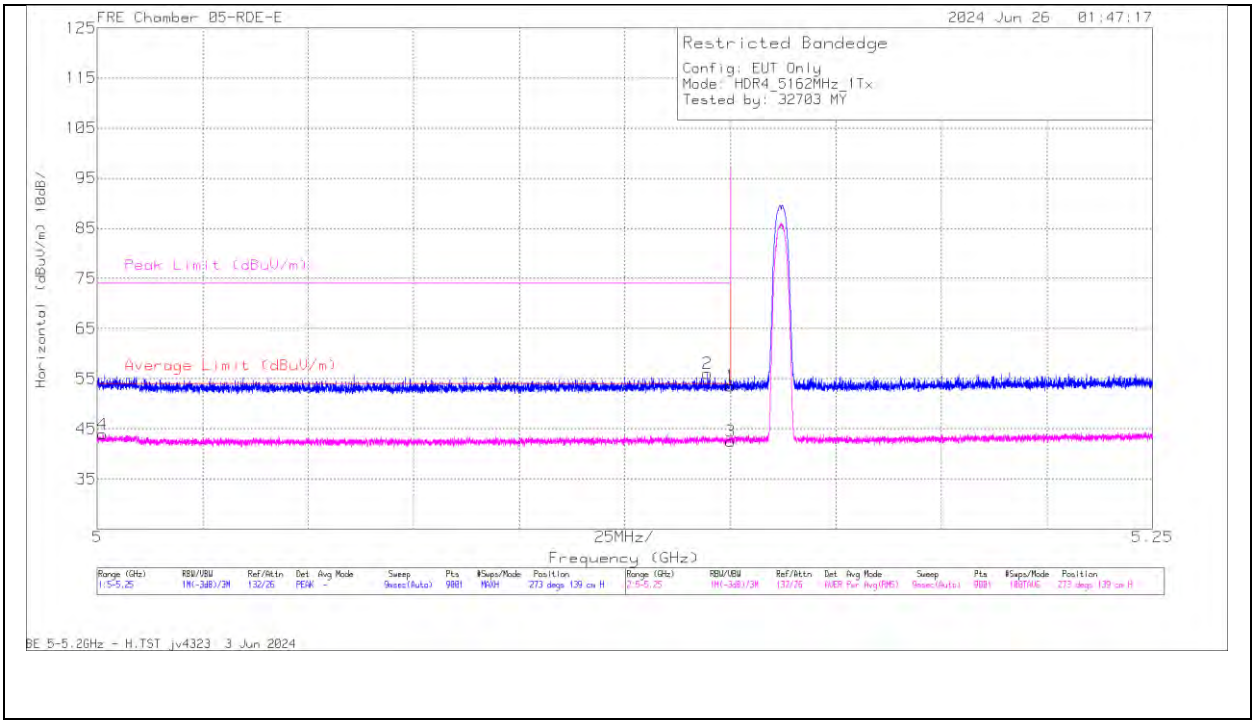

Marker	Frequency (GHz)	Meter Reading (dBuV)	Det	222740 ACF (dB/m)	Gain/Loss (dB)	Corrected Reading (dBuV/m)	Average Limit (dBuV/m)	Margin (dB)	Peak Limit (dBuV/m)	PK Margin (dB)	Azimuth (Degs)	Height (cm)	Polarity
4	* 5.001361	46.49	RMS	33.9	-36.44	43.95	54	-10.05	-	-	273	139	H
2	* 5.144612	57.82	Pk	34.1	-35.9	56.02	-	-	74	-17.98	273	139	H
1	* 5.15	55.37	Pk	34.1	-35.9	53.57	-	-	74	-20.43	273	139	H
3	* 5.15	44.35	RMS	34.1	-35.9	42.55	54	-11.45	-	-	273	139	H

* - indicates frequency in CFR47 Pt 15 / IC RSS-Restricted Band
Pk - Peak detector
RMS - RMS detection

UL VERIFICATION SERVICES INC.
47173 Benicia Street, Fremont, CA 94538; USA TEL:(510) 319-4000 FAX:(510) 661-0888
This report shall not be reproduced except in full, without the written approval of UL Verification Services Inc.

VERTICAL RESULT

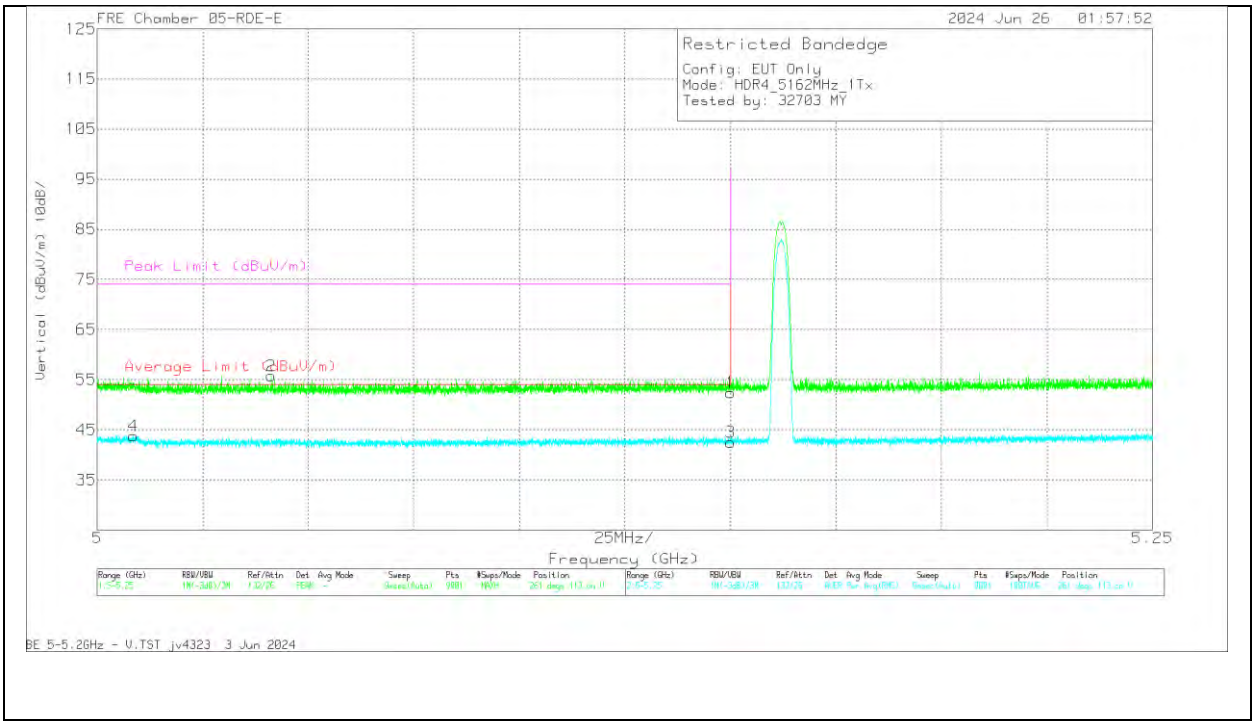

Marker	Frequency (GHz)	Meter Reading (dBuV)	Det	222740 ACF (dB/m)	Gain/Loss (dB)	Corrected Reading (dBuV/m)	Average Limit (dBuV/m)	Margin (dB)	Peak Limit (dBuV/m)	PK Margin (dB)	Azimuth (Degs)	Height (cm)	Polarity
1	* 5.15	54.24	Pk	34.1	-35.9	52.44	-	-	74	-21.56	261	113	V
2	* 5.041306	58.16	Pk	33.9	-36.33	55.73	-	-	74	-18.27	261	113	V
3	* 5.15	44.28	RMS	34.1	-35.9	42.48	54	-11.52	-	-	261	113	V
4	* 5.008583	46.33	RMS	33.9	-36.46	43.77	54	-10.23	-	-	261	113	V

* - indicates frequency in CFR47 Pt 15 / IC RSS-Restricted Band
Pk - Peak detector
RMS - RMS detection

UL VERIFICATION SERVICES INC.
47173 Benicia Street, Fremont, CA 94538; USA TEL:(510) 319-4000 FAX:(510) 661-0888
This report shall not be reproduced except in full, without the written approval of UL Verification Services Inc.

ANT 5

Low Channel

HORIZONTAL RESULT

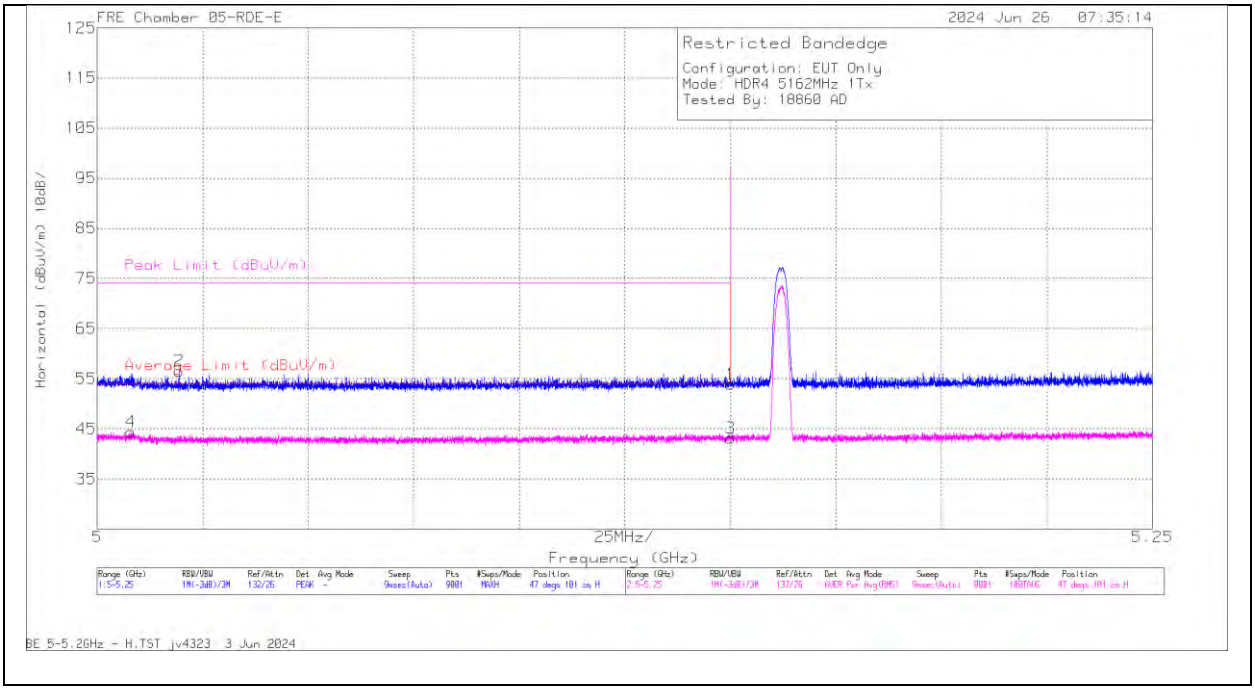

Marker	Frequency (GHz)	Meter Reading (dBuV)	Det	222740 ACF (dB/m)	Gain/Loss (dB)	Corrected Reading (dBuV/m)	Average Limit (dBuV/m)	Margin (dB)	Peak Limit (dBuV/m)	PK Margin (dB)	Azimuth (Degs)	Height (cm)	Polarity
1	* 5.15	55.68	Pk	34.1	-35.9	53.88	-	-	74	-20.12	47	101	H
2	* 5.019361	59.04	Pk	33.9	-36.4	56.54	-	-	74	-17.46	47	101	H
3	* 5.15	44.93	RMS	34.1	-35.9	43.13	54	-10.87	-	-	47	101	H
4	* 5.008028	46.89	RMS	33.9	-36.4	44.39	54	-9.61	-	-	47	101	H

* - indicates frequency in CFR47 Pt 15 / IC RSS-Restricted Band
Pk - Peak detector
RMS - RMS detection

UL VERIFICATION SERVICES INC.
47173 Benicia Street, Fremont, CA 94538; USA TEL:(510) 319-4000 FAX:(510) 661-0888
This report shall not be reproduced except in full, without the written approval of UL Verification Services Inc.

VERTICAL RESULT

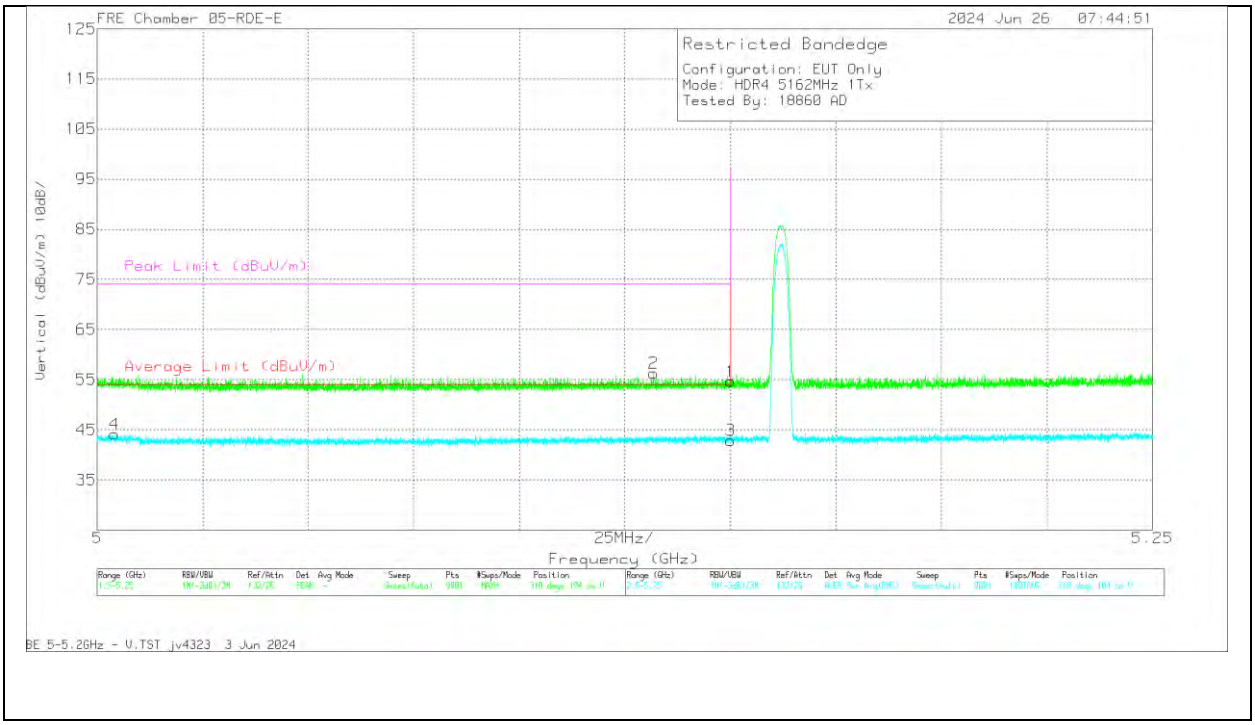

Marker	Frequency (GHz)	Meter Reading (dBuV)	Det	222740 ACF (dB/m)	Gain/Loss (dB)	Corrected Reading (dBuV/m)	Average Limit (dBuV/m)	Margin (dB)	Peak Limit (dBuV/m)	PK Margin (dB)	Azimuth (Degs)	Height (cm)	Polarity
1	* 5.15	56.41	Pk	34.1	-35.9	54.61	-	-	74	-19.39	310	104	V
2	* 5.131807	58.25	Pk	34	-36	56.25	-	-	74	-17.75	310	104	V
3	* 5.15	44.74	RMS	34.1	-35.9	42.94	54	-11.06	-	-	310	104	V
4	* 5.004139	46.59	RMS	33.9	-36.4	44.09	54	-9.91	-	-	310	104	V

* - indicates frequency in CFR47 Pt 15 / IC RSS-Restricted Band
Pk - Peak detector
RMS - RMS detection

UL VERIFICATION SERVICES INC.
47173 Benicia Street, Fremont, CA 94538; USA TEL:(510) 319-4000 FAX:(510) 661-0888
This report shall not be reproduced except in full, without the written approval of UL Verification Services Inc.

2TX Antenna 6 + Antenna 5 TX BF MODE

BANDEDGE (LOW CHANNEL)

HORIZONTAL RESULT

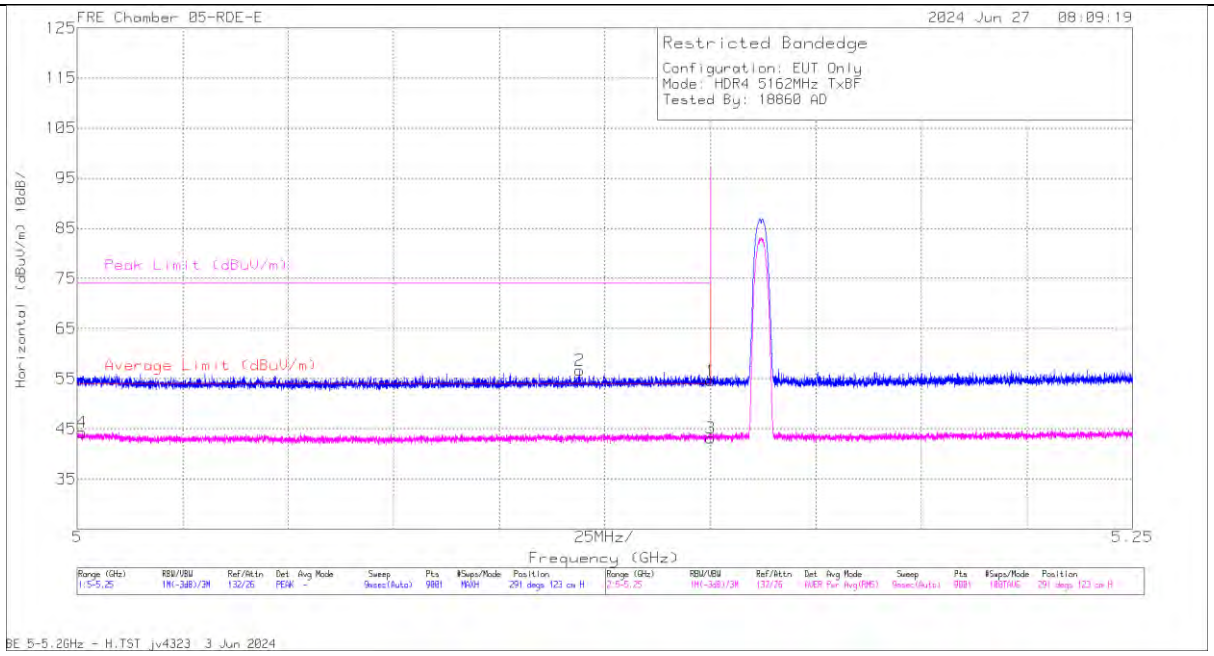

Marker	Frequency (GHz)	Meter Reading (dBuV)	Det	222740 ACF (dB/m)	Gain/Loss (dB)	Corrected Reading (dBuV/m)	Average Limit (dBuV/m)	Margin (dB)	Peak Limit (dBuV/m)	PK Margin (dB)	Azimuth (Degs)	Height (cm)	Polarity
1	* 5.15	56.4	Pk	34.1	-35.9	54.6	-	-	74	-19.4	291	123	H
2	* 5.118973	58.72	Pk	34	-36.1	56.62	-	-	74	-17.38	291	123	H
3	* 5.15	44.99	RMS	34.1	-35.9	43.19	54	-10.81	-	-	291	123	H
4	* 5.001167	46.84	RMS	33.9	-36.42	44.32	54	-9.68	-	-	291	123	H

* - indicates frequency in CFR47 Pt 15 / IC RSS-Restricted Band
Pk - Peak detector
RMS - RMS detection

UL VERIFICATION SERVICES INC.
47173 Benicia Street, Fremont, CA 94538; USA TEL:(510) 319-4000 FAX:(510) 661-0888
This report shall not be reproduced except in full, without the written approval of UL Verification Services Inc.

VERTICAL RESULT

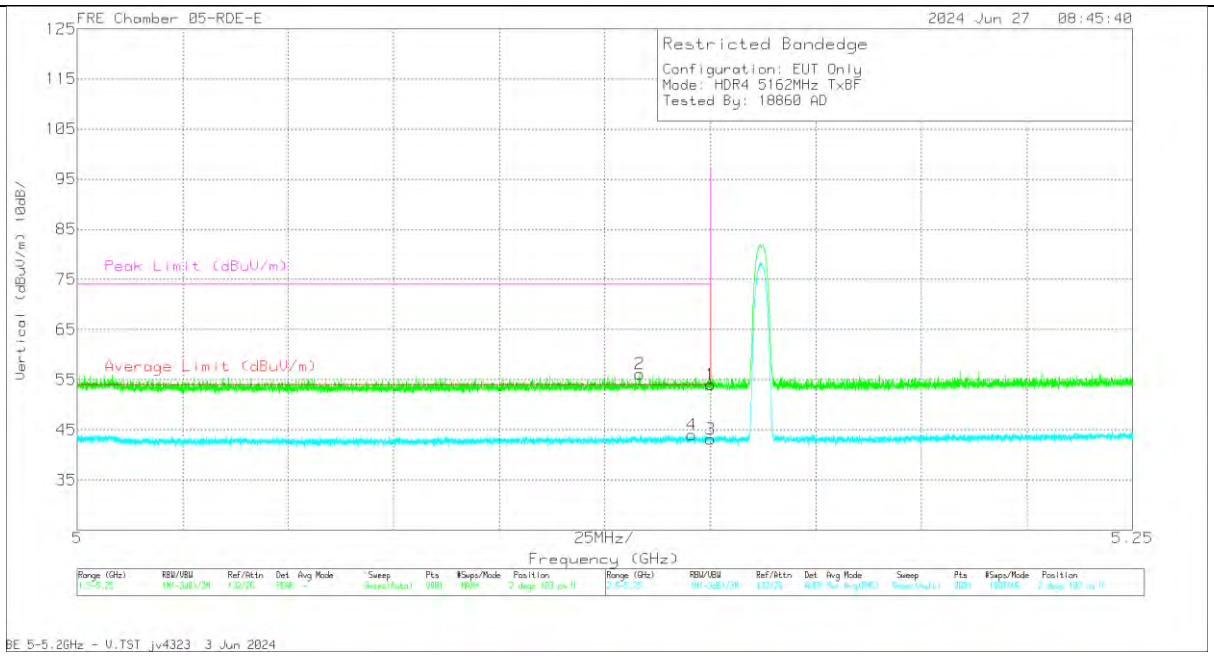

Marker	Frequency (GHz)	Meter Reading (dBuV)	Det	222740 ACF (dB/m)	Gain/Loss (dB)	Corrected Reading (dBuV/m)	Average Limit (dBuV/m)	Margin (dB)	Peak Limit (dBuV/m)	PK Margin (dB)	Azimuth (Degs)	Height (cm)	Polarity
1	* 5.15	55.85	Pk	34.1	-35.9	54.05	-	-	74	-19.95	2	103	V
2	* 5.133223	58.18	Pk	34	-36	56.18	-	-	74	-17.82	2	103	V
3	* 5.15	44.99	RMS	34.1	-35.9	43.19	54	-10.81	-	-	2	103	V
4	* 5.145612	45.83	RMS	34.1	-35.9	44.03	54	-9.97	-	-	2	103	V

* - indicates frequency in CFR47 Pt 15 / IC RSS-Restricted Band
Pk - Peak detector
RMS - RMS detection

UL VERIFICATION SERVICES INC.
47173 Benicia Street, Fremont, CA 94538; USA TEL:(510) 319-4000 FAX:(510) 661-0888
This report shall not be reproduced except in full, without the written approval of UL Verification Services Inc.

10.1.8. HDR4, LOW POWER UNII-1 HARMONIC AND SPURIOUS IN THE 5.2 GHz BAND

LOW CHANNEL 5162MHz

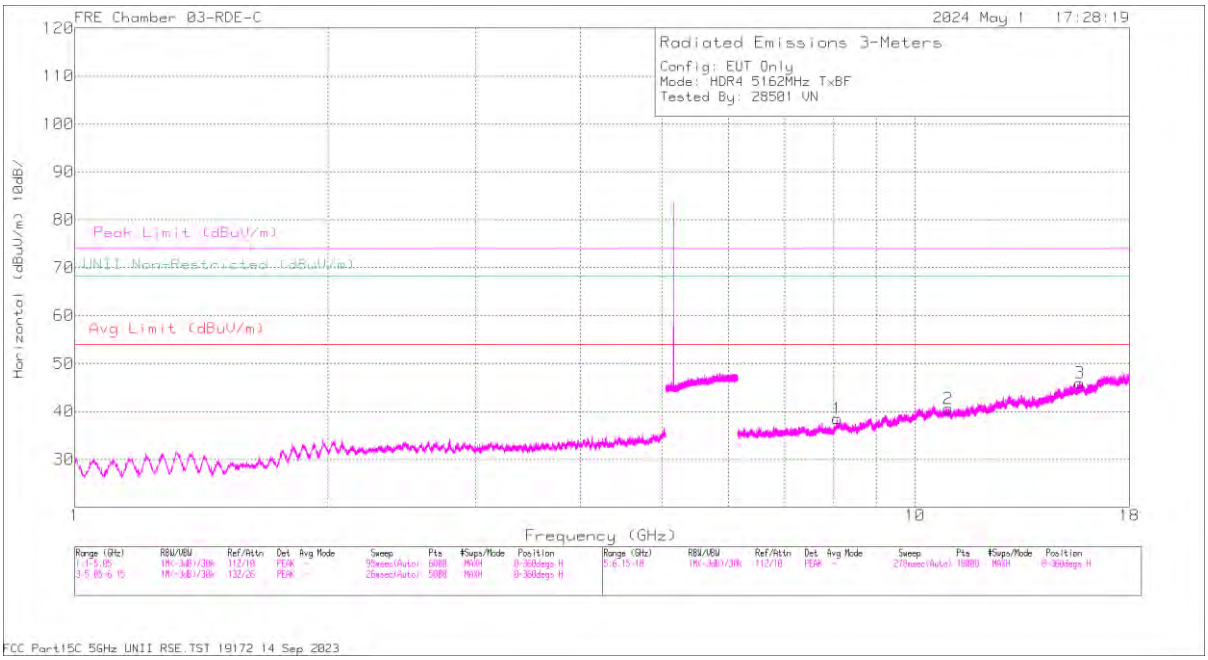

HORIZONTAL

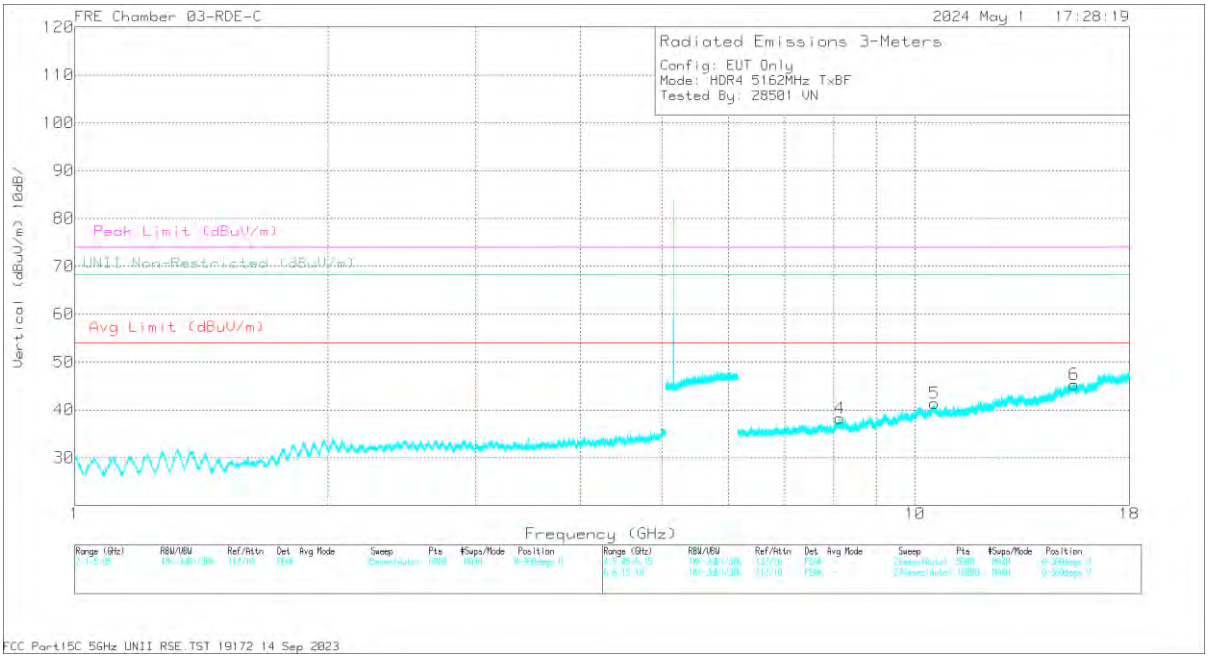

VERTICAL

UL VERIFICATION SERVICES INC.
47173 Benicia Street, Fremont, CA 94538; USA TEL:(510) 319-4000 FAX:(510) 661-0888
This report shall not be reproduced except in full, without the written approval of UL Verification Services Inc.

DATA:

Marker	Frequency (GHz)	Meter Reading (dBuV)	Det	223084 ACF (dB/m) 3m	Gain/Loss (dB)	Corrected Reading (dBuV/m)	Avg Limit (dBuV/m)	Margin (dB)	Peak Limit (dBuV/m)	PK Margin (dB)	UNII Non-Restricted (dBuV/m)	PK Margin (dB)	Azimuth (Degs)	Height (cm)	Polarity
1	* 8.076986	55.71	PK-U	35.9	-44.2	47.41	-	-	74	-26.59	-	-	200	276	H
1	* 8.075841	43.97	ADR	35.9	-44.28	35.59	54	-18.41	-	-	-	-	200	276	H
2	* 10.956931	55.78	PK-U	37.9	-43.9	49.78	-	-	74	-24.22	-	-	357	217	H
2	* 10.954753	44.6	ADR	37.9	-43.88	38.62	54	-15.38	-	-	-	-	357	217	H
3	* 15.712855	58.23	PK-U	40.3	-44.19	54.34	-	-	74	-19.66	-	-	317	383	H
3	* 15.71236	46.61	ADR	40.3	-44.14	42.77	54	-11.23	-	-	-	-	317	383	H
4	* 8.136287	55.77	PK-U	35.9	-44.47	47.2	-	-	74	-26.8	-	-	120	122	V
4	* 8.137093	44.37	ADR	35.9	-44.4	35.87	54	-18.13	-	-	-	-	120	122	V
6	* 15.46792	58.2	PK-U	40.2	-43.4	55	-	-	74	-19	-	-	7	159	V
6	* 15.468248	46.76	ADR	40.2	-43.4	43.56	54	-10.44	-	-	-	-	7	159	V
5	10.55663	56.13	PK-U	37.7	-43.84	49.99	-	-	-	-	68.2	-18.21	200	204	V

* - indicates frequency in CFR47 Pt 15 / IC RSS-Restricted Band
PK-U - U-NII: Maximum Peak
ADR - U-NII AD primary method, RMS average

UL VERIFICATION SERVICES INC.
47173 Benicia Street, Fremont, CA 94538; USA TEL:(510) 319-4000 FAX:(510) 661-0888
This report shall not be reproduced except in full, without the written approval of UL Verification Services Inc.

MID CHANNEL 5203MHz

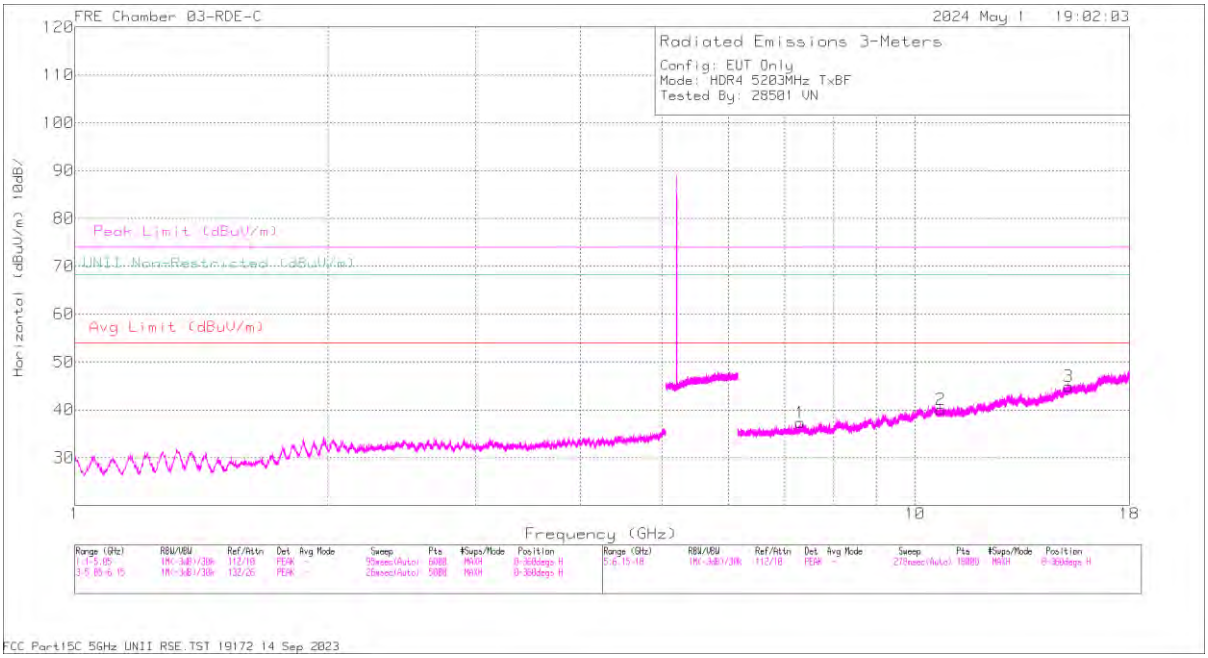

HORIZONTAL

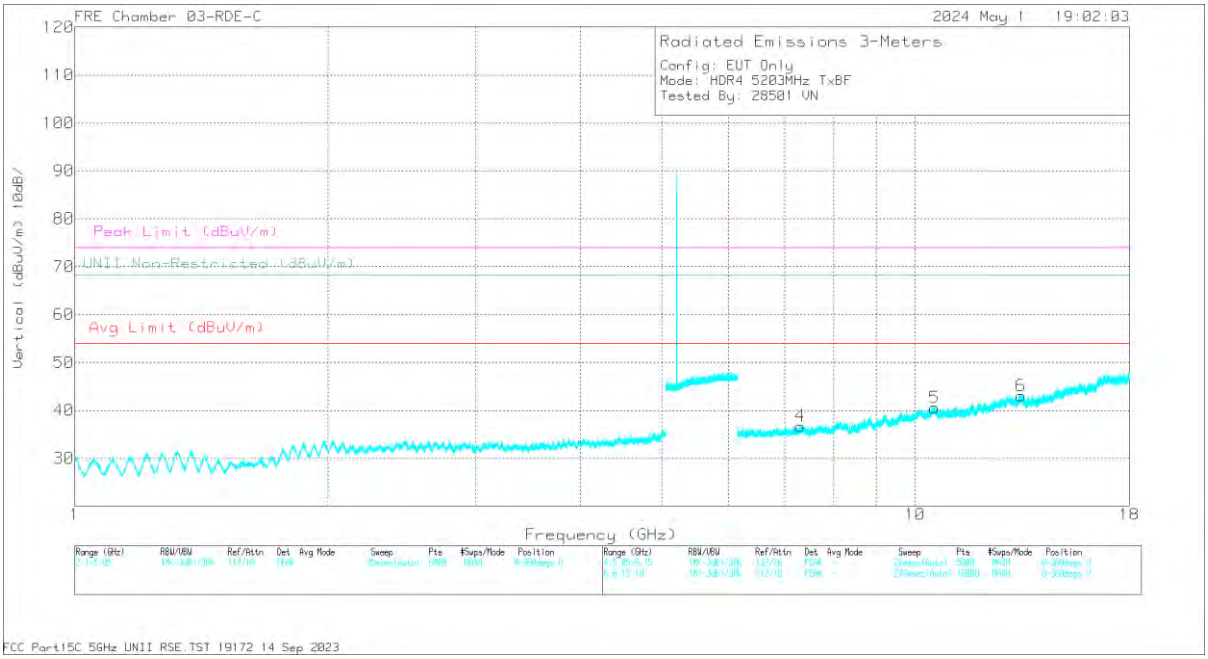

VERTICAL

UL VERIFICATION SERVICES INC.
47173 Benicia Street, Fremont, CA 94538; USA TEL:(510) 319-4000 FAX:(510) 661-0888

This report shall not be reproduced except in full, without the written approval of UL Verification Services Inc.

DATA:

Marker	Frequency (GHz)	Meter Reading (dBuV)	Det	223084 ACF (dB/m) 3m	Gain/Loss (dB)	Corrected Reading (dBuV/m)	Avg Limit (dBuV/m)	Margin (dB)	Peak Limit (dBuV/m)	PK Margin (dB)	UNII Non-Restricted (dBuV/m)	PK Margin (dB)	Azimuth (Degs)	Height (cm)	Polarity
1	* 7.308685	56.69	PK-U	35.7	-45.83	46.56	-	-	74	-27.44	-	-	205	108	H
1	* 7.307085	45	ADR	35.7	-45.9	34.8	54	-19.2	-	-	-	-	205	108	H
2	* 10.72513	56.31	PK-U	37.8	-44.47	49.64	-	-	74	-24.36	-	-	156	182	H
2	* 10.725584	44.96	ADR	37.8	-44.38	38.38	54	-15.62	-	-	-	-	156	182	H
4	* 7.307135	57.16	PK-U	35.7	-45.9	46.96	-	-	74	-27.04	-	-	285	327	V
4	* 7.310414	45.12	ADR	35.7	-45.9	34.92	54	-19.08	-	-	-	-	285	327	V
6	* 13.363893	57.79	PK-U	39.1	-44.9	51.99	-	-	74	-22.01	-	-	298	206	V
6	* 13.364557	46.44	ADR	39.1	-45.01	40.53	54	-13.47	-	-	-	-	298	206	V
5	10.558144	56.42	PK-U	37.7	-43.81	50.31	-	-	-	-	68.2	-17.89	291	136	V
3	15.247121	58.28	PK-U	40.1	-44	54.38	-	-	-	-	68.2	-13.82	190	264	H

* - indicates frequency in CFR47 Pt 15 / IC RSS-Restricted Band
PK-U - U-NII: Maximum Peak
ADR - U-NII AD primary method, RMS average

UL VERIFICATION SERVICES INC.
47173 Benicia Street, Fremont, CA 94538; USA TEL:(510) 319-4000 FAX:(510) 661-0888
This report shall not be reproduced except in full, without the written approval of UL Verification Services Inc.

HIGH CHANNEL 5245MHz

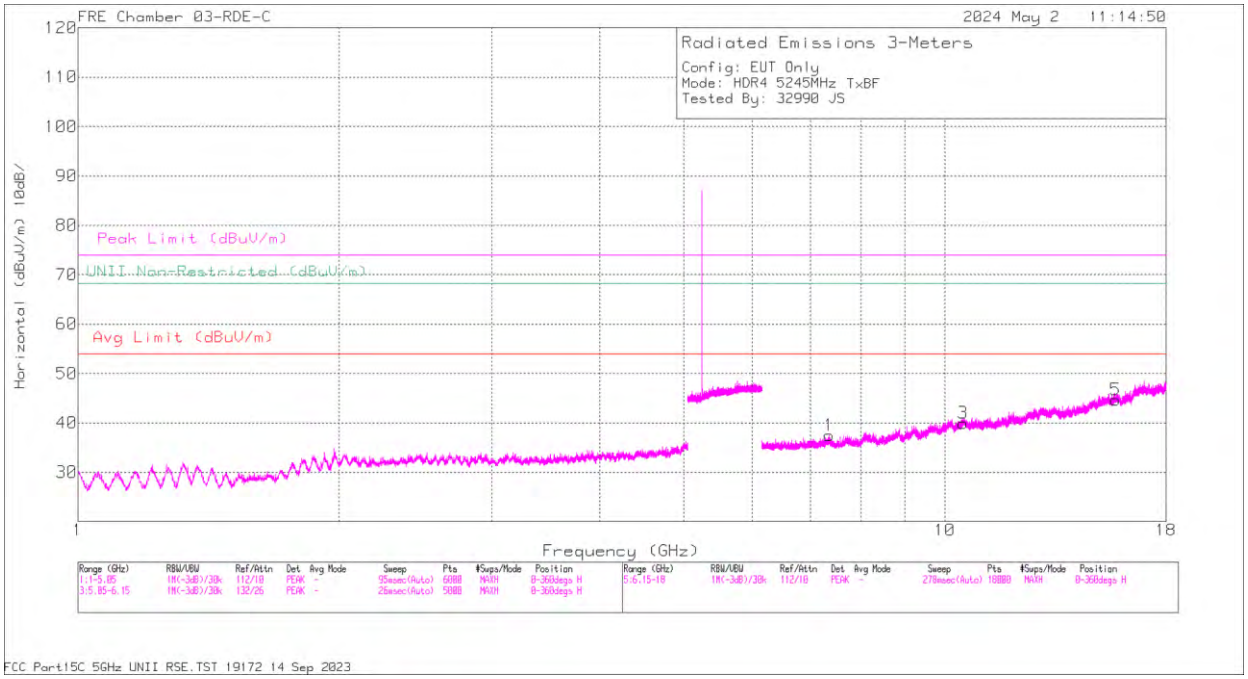

HORIZONTAL

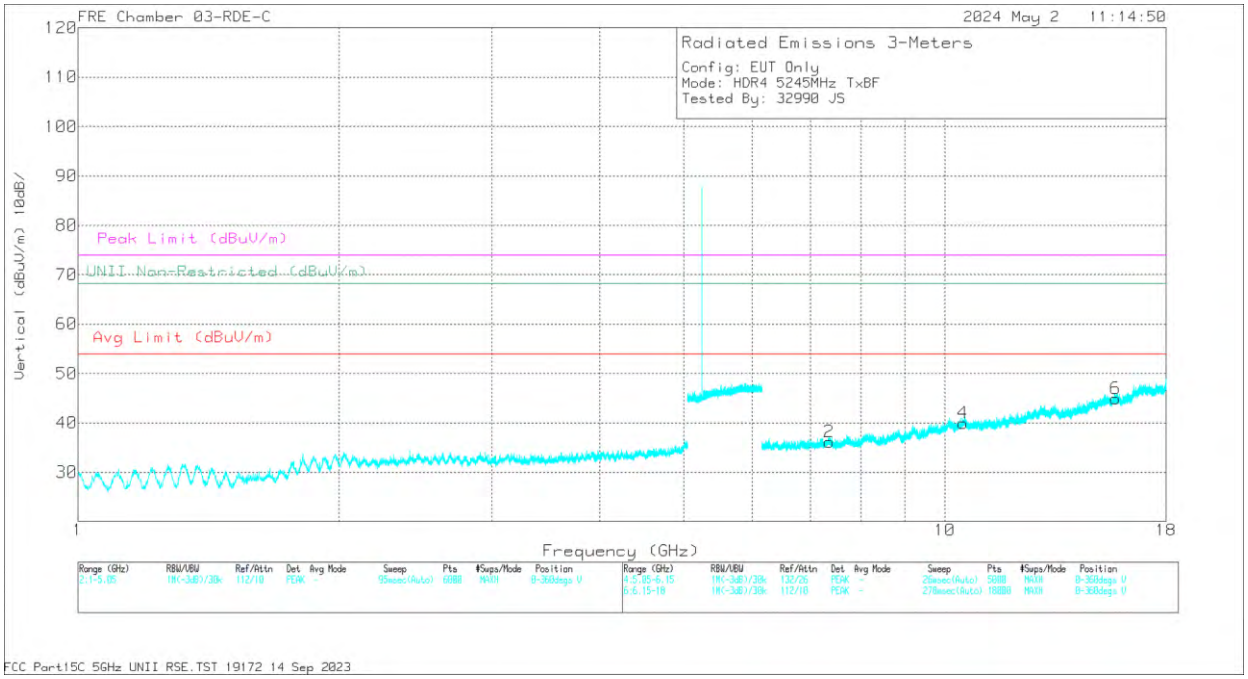

VERTICAL

UL VERIFICATION SERVICES INC.
47173 Benicia Street, Fremont, CA 94538; USA TEL:(510) 319-4000 FAX:(510) 661-0888

This report shall not be reproduced except in full, without the written approval of UL Verification Services Inc.

DATA:

Marker	Frequency (GHz)	Meter Reading (dBuV)	Det	223084 ACF (dB/m) 3m	Gain/Loss (dB)	Corrected Reading (dBuV/m)	Avg Limit (dBuV/m)	Margin (dB)	Peak Limit (dBuV/m)	PK Margin (dB)	UNII Non-Restricted (dBuV/m)	PK Margin (dB)	Azimuth (Degs)	Height (cm)	Polarity
1	* 7.36057	57.27	PK-U	35.7	-45.9	47.07	-	-	74	-26.93	-	-	352	389	H
1	* 7.359869	45.52	ADR	35.7	-45.89	35.33	54	-18.67	-	-	-	-	352	389	H
3	* 15.736558	59.04	PK-U	40.3	-44.11	55.23	-	-	74	-18.77	-	-	344	180	H
3	* 15.736446	47.36	ADR	40.3	-44.09	43.57	54	-10.43	-	-	-	-	344	180	H
4	* 7.360429	56.94	PK-U	35.7	-45.9	46.74	-	-	74	-27.26	-	-	162	309	V
4	* 7.359111	45.55	ADR	35.7	-45.81	35.44	54	-18.56	-	-	-	-	162	309	V
6	* 15.73253	58.61	PK-U	40.3	-44.1	54.81	-	-	74	-19.19	-	-	253	244	V
6	* 15.732392	47.04	ADR	40.3	-44.1	43.24	54	-10.76	-	-	-	-	253	244	V
5	10.487896	56.99	PK-U	37.7	-44.1	50.59	-	-	-	-	68.2	-17.61	129	119	V
2	10.491411	56.88	PK-U	37.7	-44	50.58	-	-	-	-	68.2	-17.62	244	272	H

* - indicates frequency in CFR47 Pt 15 / IC RSS-Restricted Band
PK-U - U-NII: Maximum Peak
ADR - U-NII AD primary method, RMS average

UL VERIFICATION SERVICES INC.
47173 Benicia Street, Fremont, CA 94538; USA TEL:(510) 319-4000 FAX:(510) 661-0888
This report shall not be reproduced except in full, without the written approval of UL Verification Services Inc.

10.1.9. HDR8, HIGH POWER UNII-1 BANDEDGE

ANT 6

BANDEDGE (LOW CHANNEL)

HORIZONTAL RESULT

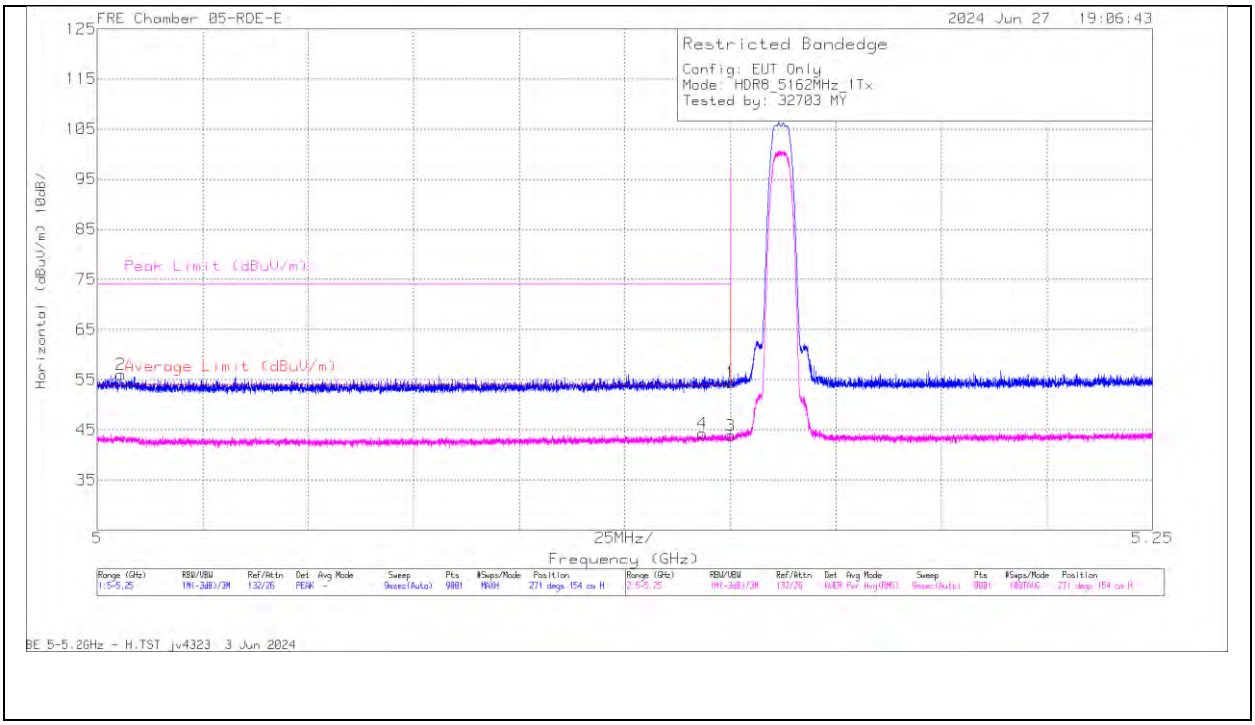

Marker	Frequency (GHz)	Meter Reading (dBuV)	Det	222740 ACF (dB/m)	Gain/Loss (dB)	Corrected Reading (dBuV/m)	Average Limit (dBuV/m)	Margin (dB)	Peak Limit (dBuV/m)	PK Margin (dB)	Azimuth (Degs)	Height (cm)	Polarity
1	* 5.15	56.24	Pk	34.1	-35.9	54.44	-	-	74	-19.56	271	154	H
2	* 5.005667	58.62	Pk	33.9	-36.47	56.05	-	-	74	-17.95	271	154	H
3	* 5.15	45.64	RMS	34.1	-35.9	43.84	54	-10.16	-	-	271	154	H
4	* 5.14339	46.02	RMS	34.1	-35.9	44.22	54	-9.78	-	-	271	154	H

* - indicates frequency in CFR47 Pt 15 / IC RSS-Restricted Band
Pk - Peak detector
RMS - RMS detection

UL VERIFICATION SERVICES INC.
47173 Benicia Street, Fremont, CA 94538; USA TEL:(510) 319-4000 FAX:(510) 661-0888
This report shall not be reproduced except in full, without the written approval of UL Verification Services Inc.

VERTICAL RESULT

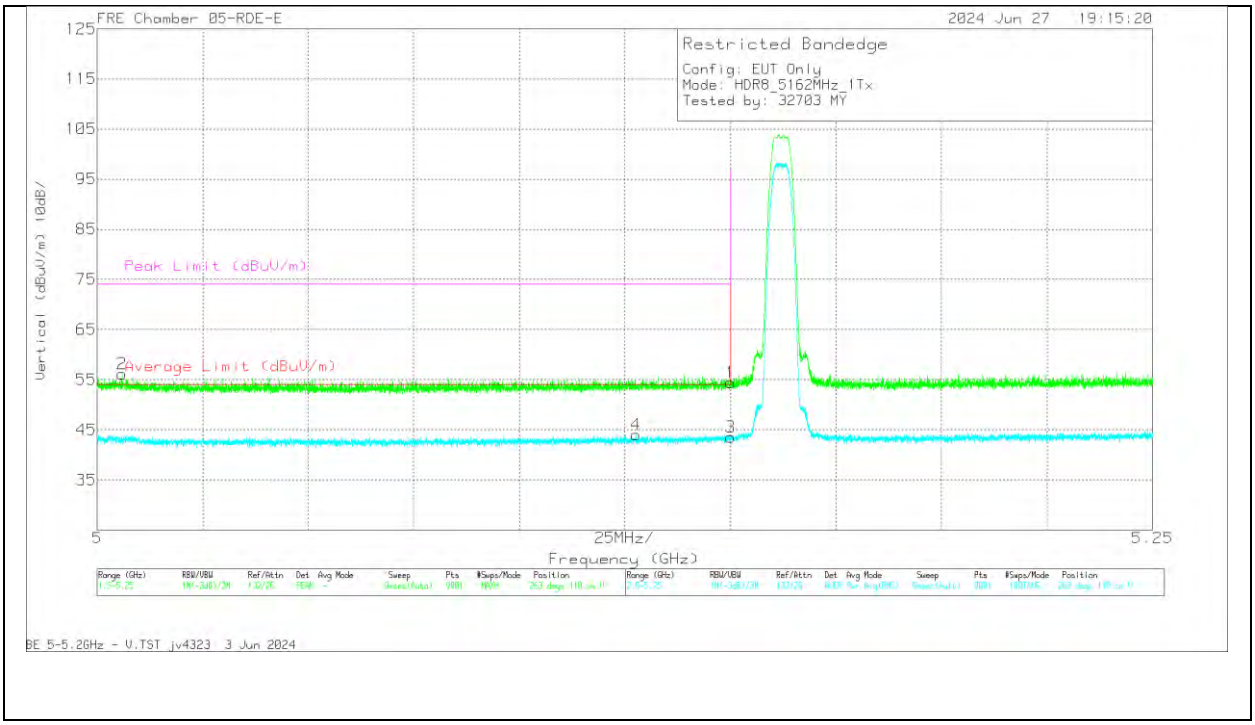

Marker	Frequency (GHz)	Meter Reading (dBuV)	Det	222740 ACF (dB/m)	Gain/Loss (dB)	Corrected Reading (dBuV/m)	Average Limit (dBuV/m)	Margin (dB)	Peak Limit (dBuV/m)	PK Margin (dB)	Azimuth (Degs)	Height (cm)	Polarity
1	* 5.15	56.2	Pk	34.1	-35.9	54.4	-	-	74	-19.6	263	110	V
2	* 5.005833	58.75	Pk	33.9	-36.48	56.17	-	-	74	-17.83	263	110	V
3	* 5.15	45.32	RMS	34.1	-35.9	43.52	54	-10.48	-	-	263	110	V
4	* 5.127584	46.09	RMS	34	-36.1	43.99	54	-10.01	-	-	263	110	V

* - indicates frequency in CFR47 Pt 15 / IC RSS-Restricted Band
Pk - Peak detector
RMS - RMS detection

UL VERIFICATION SERVICES INC.
47173 Benicia Street, Fremont, CA 94538; USA TEL:(510) 319-4000 FAX:(510) 661-0888
This report shall not be reproduced except in full, without the written approval of UL Verification Services Inc.

ANT 5

BANDEDGE (LOW CHANNEL)

HORIZONTAL RESULT)

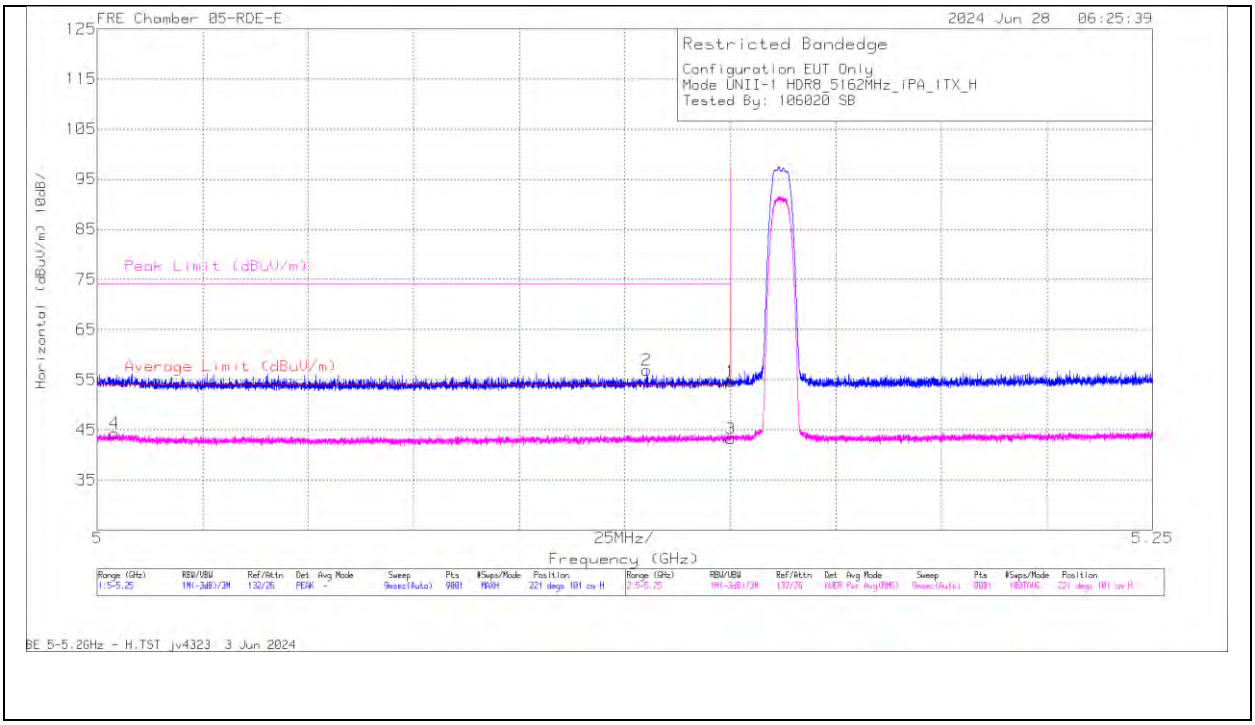

Marker	Frequency (GHz)	Meter Reading (dBuV)	Det	222740 ACF (dB/m)	Gain/Loss (dB)	Corrected Reading (dBuV/m)	Average Limit (dBuV/m)	Margin (dB)	Peak Limit (dBuV/m)	PK Margin (dB)	Azimuth (Degs)	Height (cm)	Polarity
1	* 5.15	56.41	Pk	34.1	-35.9	54.61	-	-	74	-19.39	221	101	H
2	* 5.13014	58.96	Pk	34	-36.09	56.87	-	-	74	-17.13	221	101	H
3	* 5.15	45.01	RMS	34.1	-35.9	43.21	54	-10.79	-	-	221	101	H
4	* 5.004056	46.73	RMS	33.9	-36.4	44.23	54	-9.77	-	-	221	101	H

* - indicates frequency in CFR47 Pt 15 / IC RSS-Restricted Band
Pk - Peak detector
RMS - RMS detection

UL VERIFICATION SERVICES INC.
47173 Benicia Street, Fremont, CA 94538; USA TEL:(510) 319-4000 FAX:(510) 661-0888
This report shall not be reproduced except in full, without the written approval of UL Verification Services Inc.

VERTICAL RESULT

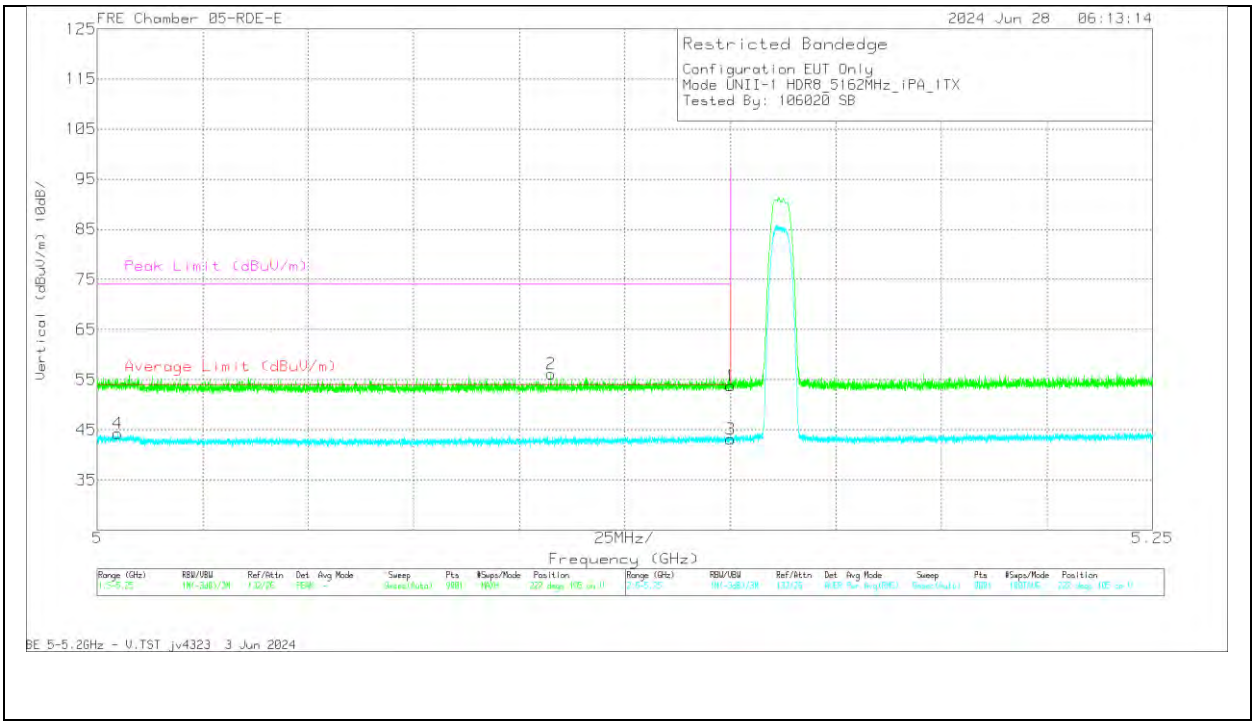

Marker	Frequency (GHz)	Meter Reading (dBuV)	Det	222740 ACF (dB/m)	Gain/Loss (dB)	Corrected Reading (dBuV/m)	Average Limit (dBuV/m)	Margin (dB)	Peak Limit (dBuV/m)	PK Margin (dB)	Azimuth (Degs)	Height (cm)	Polarity
1	* 5.15	55.56	Pk	34.1	-35.9	53.76	-	-	74	-20.24	222	105	V
2	* 5.107529	58.34	Pk	34	-36.15	56.19	-	-	74	-17.81	222	105	V
3	* 5.15	44.91	RMS	34.1	-35.9	43.11	54	-10.89	-	-	222	105	V
4	* 5.004917	46.76	RMS	33.9	-36.4	44.26	54	-9.74	-	-	222	105	V

* - indicates frequency in CFR47 Pt 15 / IC RSS-Restricted Band
Pk - Peak detector
RMS - RMS detection

UL VERIFICATION SERVICES INC.
47173 Benicia Street, Fremont, CA 94538; USA TEL:(510) 319-4000 FAX:(510) 661-0888
This report shall not be reproduced except in full, without the written approval of UL Verification Services Inc.

2TX Antenna 6 + Antenna 5 TX BF MODE

BANDEDGE (LOW CHANNEL)

HORIZONTAL RESULT

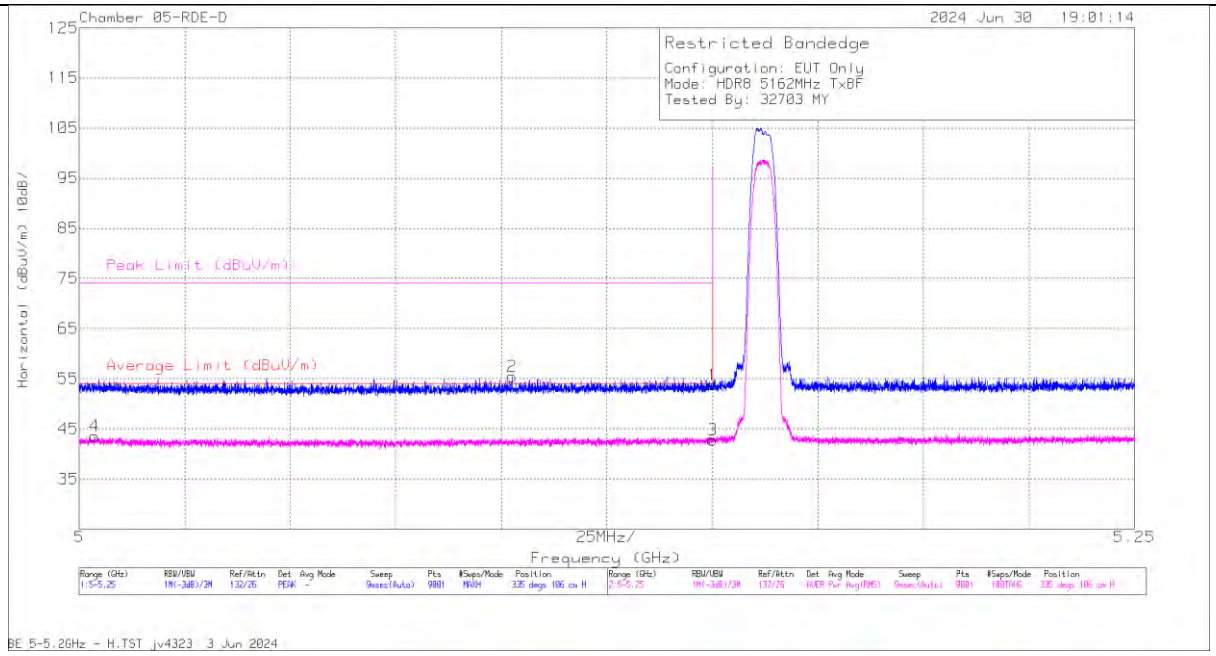

Marker	Frequency (GHz)	Meter Reading (dBuV)	Det	230299 ACF (dB/m)	Gain/Loss (dB)	Corrected Reading (dBuV/m)	Average Limit (dBuV/m)	Margin (dB)	Peak Limit (dBuV/m)	PK Margin (dB)	Azimuth (Degs)	Height (cm)	Polarity
4	5.003667	48.7	RMS	34.4	-39.6	43.5	54	-10.5	-	-	335	106	H
2	5.102501	60.41	Pk	34.5	-39.48	55.43	-	-	74	-18.57	335	106	H
1	5.15	58.62	Pk	34.6	-39.49	53.73	-	-	74	-20.27	335	106	H
3	5.15	47.66	RMS	34.6	-39.49	42.77	54	-11.23	-	-	335	106	H

Pk - Peak detector
RMS - RMS detection

UL VERIFICATION SERVICES INC.
47173 Benicia Street, Fremont, CA 94538; USA TEL:(510) 319-4000 FAX:(510) 661-0888
This report shall not be reproduced except in full, without the written approval of UL Verification Services Inc.

VERTICAL RESULT

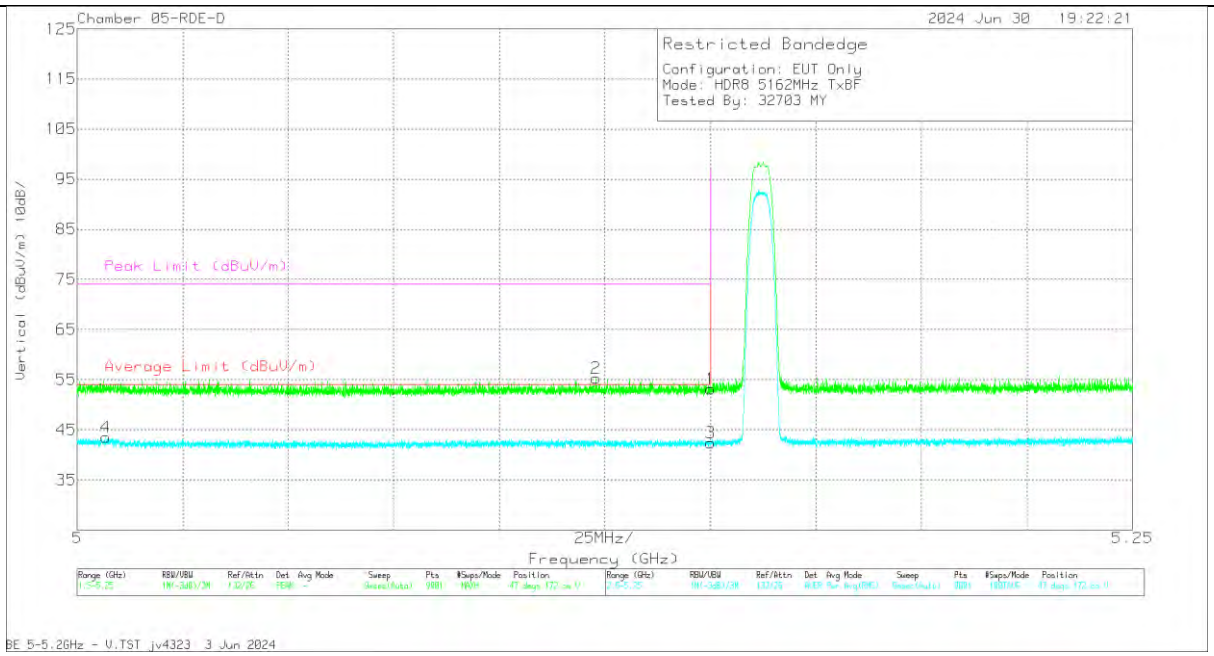

Marker	Frequency (GHz)	Meter Reading (dBuV)	Det	230299 ACF (dB/m)	Gain/Loss (dB)	Corrected Reading (dBuV/m)	Average Limit (dBuV/m)	Margin (dB)	Peak Limit (dBuV/m)	PK Margin (dB)	Azimuth (Degs)	Height (cm)	Polarity
4	5.00675	48.73	RMS	34.4	-39.59	43.54	54	-10.46	-	-	47	172	V
2	5.122862	60.31	Pk	34.5	-39.56	55.25	-	-	74	-18.75	47	172	V
1	5.15	58	Pk	34.6	-39.49	53.11	-	-	74	-20.89	47	172	V
3	5.15	47.3	RMS	34.6	-39.49	42.41	54	-11.59	-	-	47	172	V

Pk - Peak detector
RMS - RMS detection

UL VERIFICATION SERVICES INC.
47173 Benicia Street, Fremont, CA 94538; USA TEL:(510) 319-4000 FAX:(510) 661-0888
This report shall not be reproduced except in full, without the written approval of UL Verification Services Inc.

10.1.10. HDR8, HIGH POWER UNII-1 HARMONIC AND SPURIOUS IN THE 5.2 GHz BAND

LOW CHANNEL 5162MHz

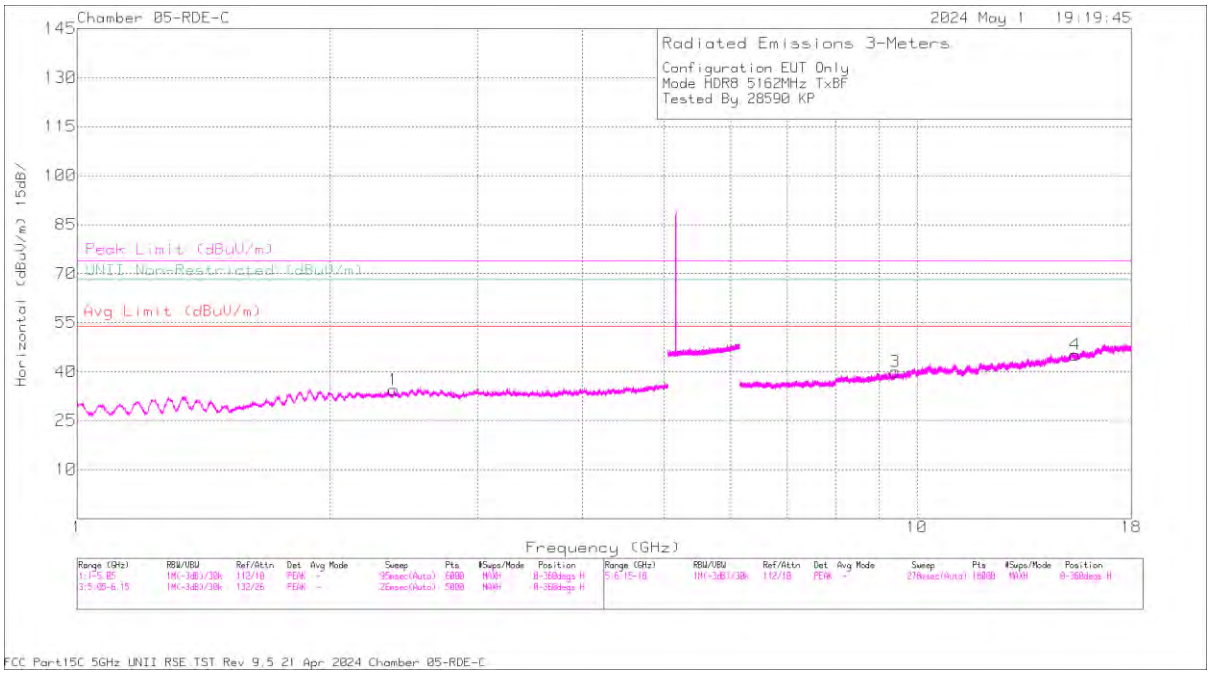

HORIZONTAL

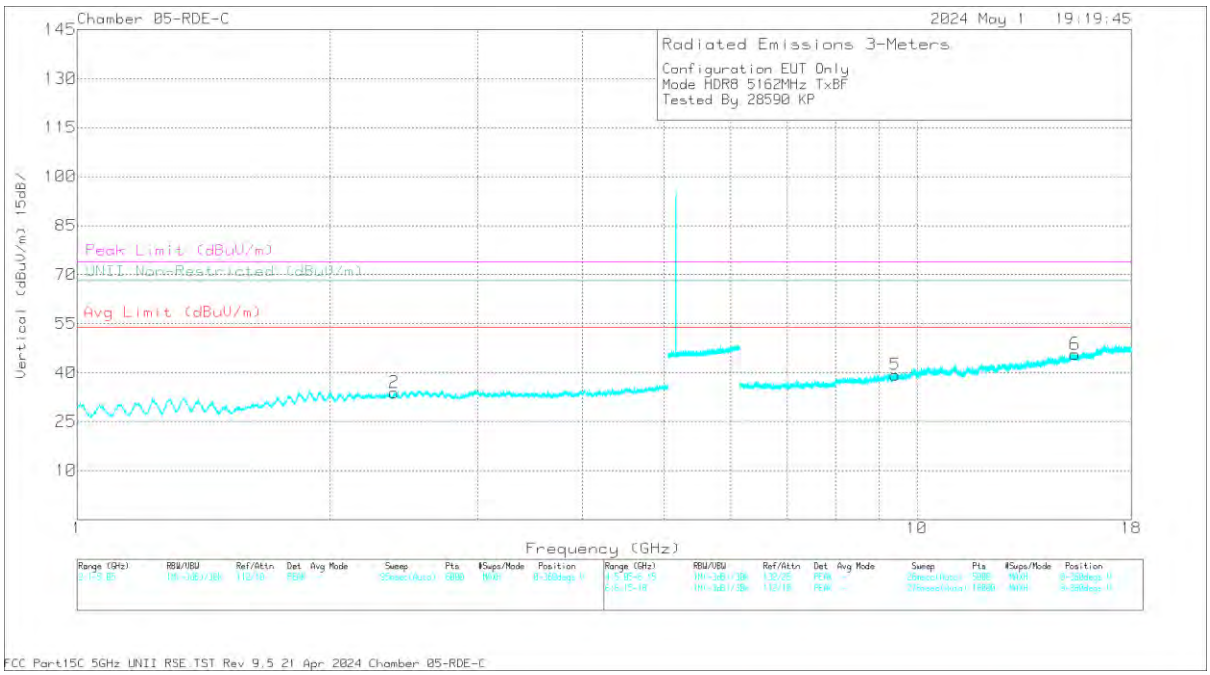

VERTICAL

UL VERIFICATION SERVICES INC.
47173 Benicia Street, Fremont, CA 94538; USA TEL:(510) 319-4000 FAX:(510) 661-0888

This report shall not be reproduced except in full, without the written approval of UL Verification Services Inc.

DATA:

Marker	Frequency (GHz)	Meter Reading (dBuV)	Det	81887 ACF 3m (dB/m)	Gain/Loss (dB)	Corrected Reading (dBuV/m)	Avg Limit (dBuV/m)	Margin (dB)	Peak Limit (dBuV/m)	PK Margin (dB)	UNII Non-Restricted (dBuV/m)	PK Margin (dB)	Azimuth (Degs)	Height (cm)	Polarity
3	* 9.442702	56.65	PK-U	36.2	-44.4	48.45	-	-	74	-25.55	-	-	195	198	H
3	* 9.431008	45.69	ADR	36.2	-44.5	37.39	54	-16.61	-	-	-	-	195	198	H
4	* 15.427388	56.36	PK-U	40.1	-41.64	54.82	-	-	74	-19.18	-	-	205	108	H
4	* 15.431574	44.89	ADR	40.1	-41.7	43.29	54	-10.71	-	-	-	-	205	108	H
5	* 9.413129	57.18	PK-U	36.2	-44.1	49.28	-	-	74	-24.72	-	-	115	210	V
5	* 9.429783	45.73	ADR	36.2	-44.38	37.55	54	-16.45	-	-	-	-	115	210	V
6	* 15.419822	56.02	PK-U	40.1	-41.6	54.52	-	-	74	-19.48	-	-	218	279	V
6	* 15.417631	44.77	ADR	40.1	-41.6	43.27	54	-10.73	-	-	-	-	218	279	V
1	2.402495	78.64	PK-U	32.1	-49.45	61.29	-	-	-	-	68.2	-6.91	189	280	H
1	2.401988	59.2	ADR	32.1	-49.5	41.8	-	-	-	-	-	-	34	149	H
2	2.402178	85.54	PK-U	32.1	-49.48	68.16	-	-	-	-	68.2	-.04	34	149	V
2	2.402392	64.61	ADR	32.1	-49.46	47.25	-	-	-	-	-	-	189	280	V

* - indicates frequency in CFR47 Pt 15 / IC RSS-Restricted Band
PK-U - U-NII: Maximum Peak
ADR - U-NII AD primary method, RMS average

UL VERIFICATION SERVICES INC.
47173 Benicia Street, Fremont, CA 94538; USA TEL:(510) 319-4000 FAX:(510) 661-0888
This report shall not be reproduced except in full, without the written approval of UL Verification Services Inc.

MID CHANNEL 5203MHz

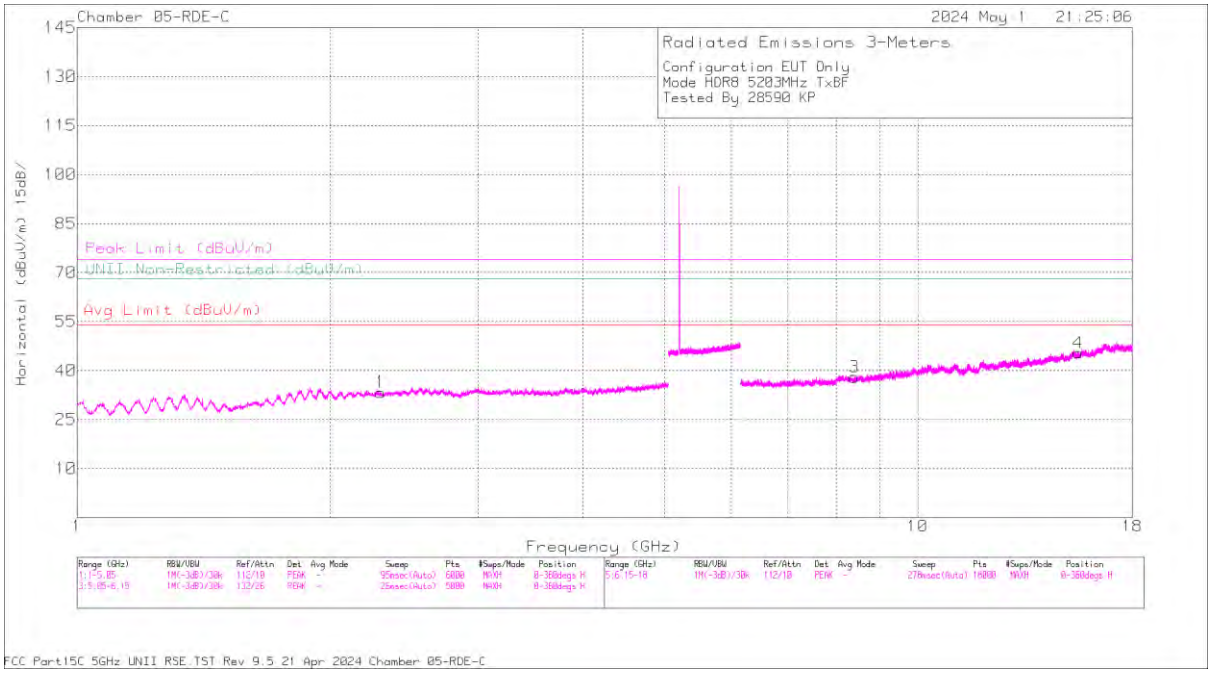

HORIZONTAL

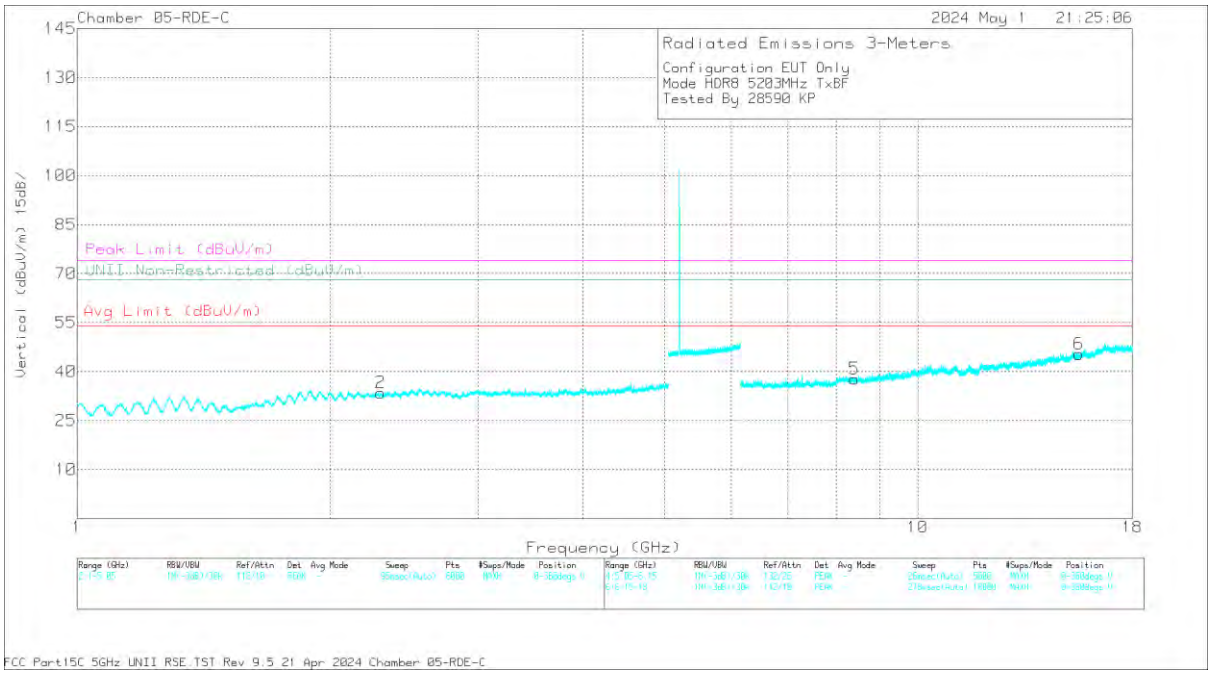

VERTICAL

UL VERIFICATION SERVICES INC.
47173 Benicia Street, Fremont, CA 94538; USA TEL:(510) 319-4000 FAX:(510) 661-0888

This report shall not be reproduced except in full, without the written approval of UL Verification Services Inc.

DATA:

Marker	Frequency (GHz)	Meter Reading (dBuV)	Det	81887 ACF 3m (dB/m)	Gain/Loss (dB)	Corrected Reading (dBuV/m)	Avg Limit (dBuV/m)	Margin (dB)	Peak Limit (dBuV/m)	PK Margin (dB)	UNII Non-Restricted (dBuV/m)	PK Margin (dB)	Azimuth (Degs)	Height (cm)	Polarity
1	* 2.311086	60.57	PK-U	31.8	-49.3	43.07	-	-	74	-30.93	-	-	33	256	H
1	* 2.277306	49.12	ADR	31.7	-49.3	31.52	54	-22.48	-	-	-	-	33	256	H
2	2.300649	60.82	PK-U	31.8	-49.2	43.42	-	-	-	-	68.2	-24.78	65	260	V
2	* 2.277356	49.07	ADR	31.7	-49.3	31.47	54	-22.53	-	-	-	-	65	260	V
3	* 8.418154	57.08	PK-U	35.7	-44.4	48.38	-	-	74	-25.62	-	-	109	391	H
3	* 8.390118	45.15	ADR	35.7	-44.7	36.15	54	-17.85	-	-	-	-	109	391	H
4	* 15.521416	55.03	PK-U	40.2	-41.24	53.99	-	-	74	-20.01	-	-	183	345	H
4	* 15.497727	43.98	ADR	40.2	-41.07	43.11	54	-10.89	-	-	-	-	183	345	H
5	* 8.405404	56.65	PK-U	35.7	-44.4	47.95	-	-	74	-26.05	-	-	137	152	V
5	* 8.425604	45.22	ADR	35.7	-44.2	36.72	54	-17.28	-	-	-	-	137	152	V
6	* 15.530506	55.77	PK-U	40.2	-41.1	54.87	-	-	74	-19.13	-	-	344	323	V
6	* 15.528786	44.27	ADR	40.2	-41.1	43.37	54	-10.63	-	-	-	-	344	323	V

* - indicates frequency in CFR47 Pt 15 / IC RSS-Restricted Band
PK-U - U-NII: Maximum Peak
ADR - U-NII AD primary method, RMS average

UL VERIFICATION SERVICES INC.
47173 Benicia Street, Fremont, CA 94538; USA TEL:(510) 319-4000 FAX:(510) 661-0888
This report shall not be reproduced except in full, without the written approval of UL Verification Services Inc.

HIGH CHANNEL 5245MHz

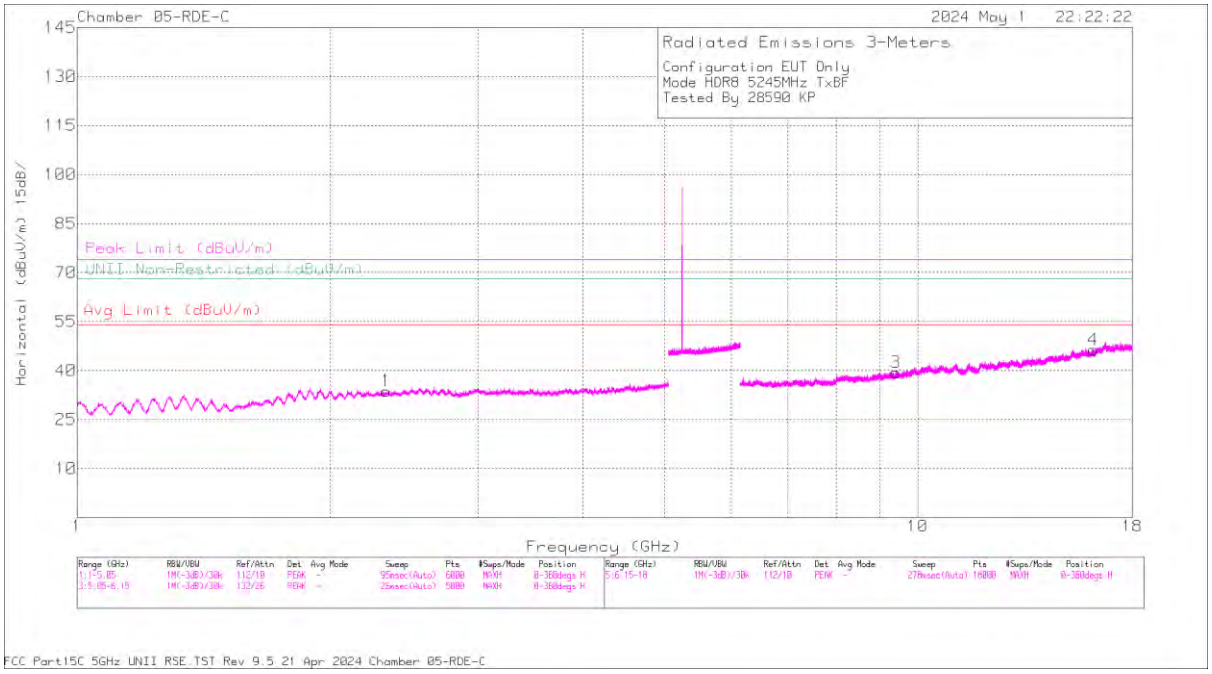

HORIZONTAL

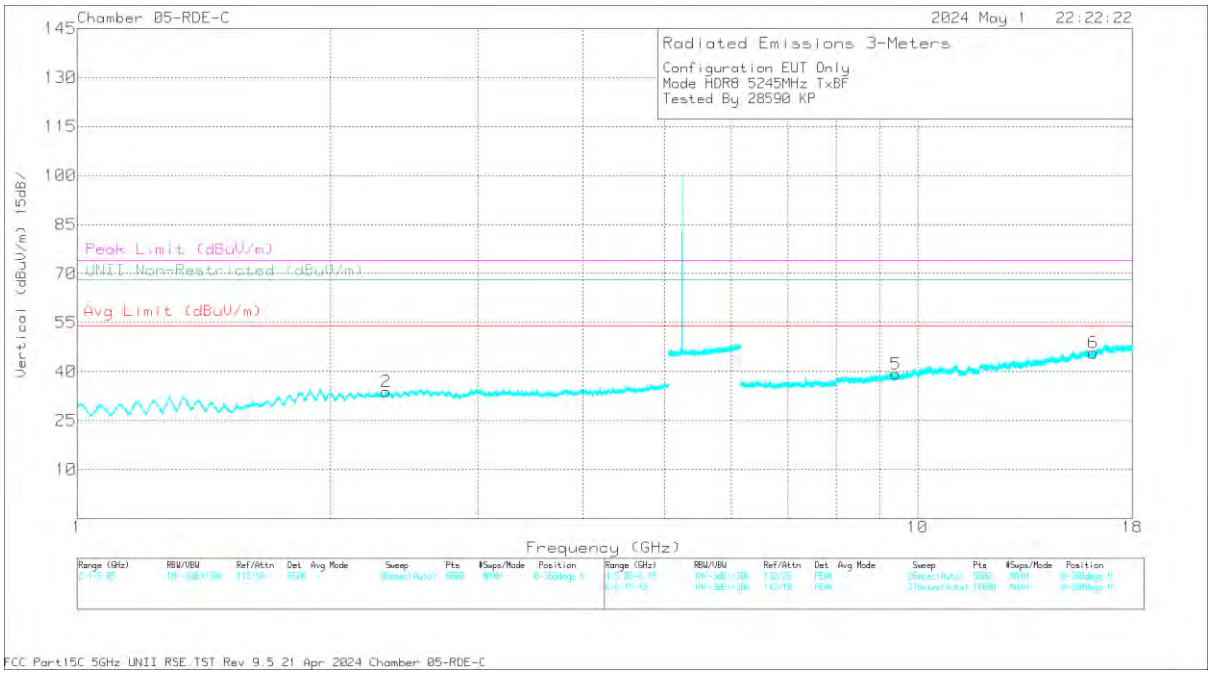

VERTICAL

UL VERIFICATION SERVICES INC.
47173 Benicia Street, Fremont, CA 94538; USA TEL:(510) 319-4000 FAX:(510) 661-0888

This report shall not be reproduced except in full, without the written approval of UL Verification Services Inc.

DATA:

Marker	Frequency (GHz)	Meter Reading (dBuV)	Det	81887 ACF 3m (dB/m)	Gain/Loss (dB)	Corrected Reading (dBuV/m)	Avg Limit (dBuV/m)	Margin (dB)	Peak Limit (dBuV/m)	PK Margin (dB)	Azimuth (Degs)	Height (cm)	Polarity
1	* 2.351001	60.55	PK-U	32	-49.2	43.35	-	-	74	-30.65	360	178	H
1	* 2.333914	49.32	ADR	31.9	-49.4	31.82	54	-22.18	-	-	360	178	H
2	* 2.332788	61.26	PK-U	31.9	-49.4	43.76	-	-	74	-30.24	184	139	V
2	* 2.341248	49.42	ADR	31.9	-49.4	31.92	54	-22.08	-	-	184	139	V
3	* 9.415676	57.43	PK-U	36.2	-44	49.63	-	-	74	-24.37	184	200	H
3	* 9.40249	45.76	ADR	36.2	-44.45	37.51	54	-16.49	-	-	184	200	H
4	* 16.170345	54.77	PK-U	40.9	-41.37	54.3	-	-	74	-19.7	250	315	H
4	* 16.164754	43.78	ADR	40.9	-41.38	43.3	54	-10.7	-	-	250	315	H
5	* 9.430675	57.32	PK-U	36.2	-44.47	49.05	-	-	74	-24.95	250	101	V
5	* 9.399786	45.63	ADR	36.1	-44.3	37.43	54	-16.57	-	-	250	101	V
6	* 16.173072	54.77	PK-U	40.9	-41.4	54.27	-	-	74	-19.73	30	247	V
6	* 16.185129	43.54	ADR	40.9	-41.39	43.05	54	-10.95	-	-	30	247	V

* - indicates frequency in CFR47 Pt 15 / IC RSS-Restricted Band
PK-U - U-NII: Maximum Peak
ADR - U-NII AD primary method, RMS average

UL VERIFICATION SERVICES INC.
47173 Benicia Street, Fremont, CA 94538; USA TEL:(510) 319-4000 FAX:(510) 661-0888
This report shall not be reproduced except in full, without the written approval of UL Verification Services Inc.

10.1.11. HDR8, LOW POWER UNII-1 BANDEDGE

ANT 6

BANDEDGE (LOW CHANNEL)

HORIZONTAL RESULT

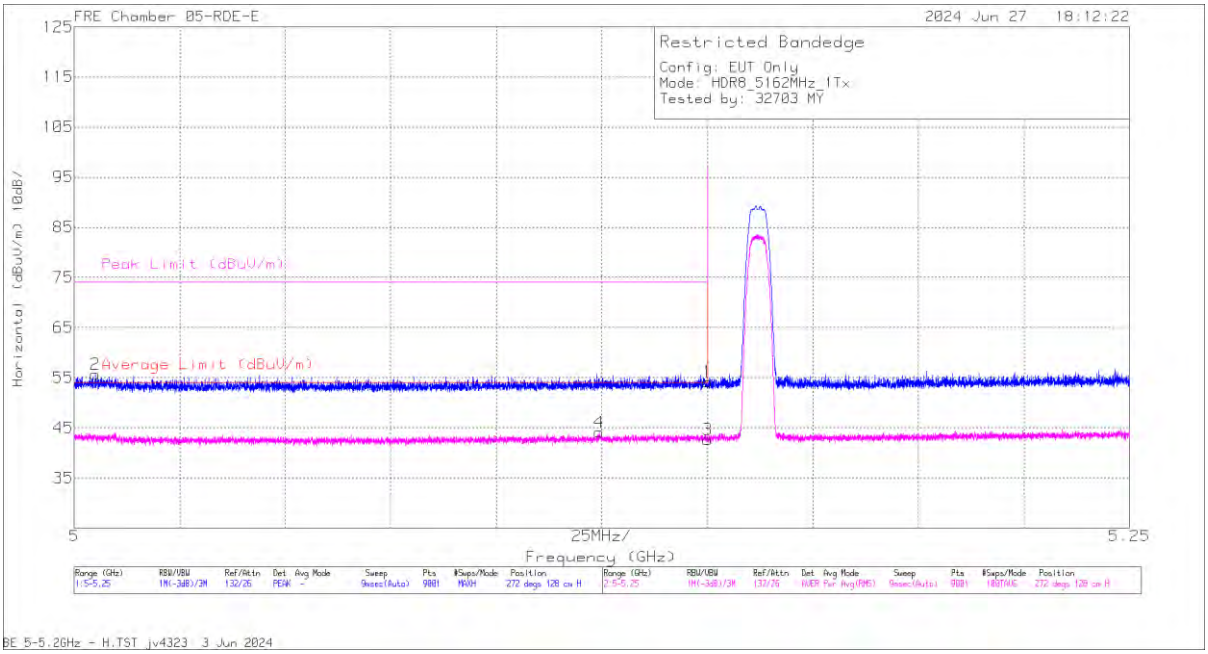

Marker	Frequency (GHz)	Meter Reading (dBuV)	Det	222740 ACF (dB/m)	Gain/Loss (dB)	Corrected Reading (dBuV/m)	Average Limit (dBuV/m)	Margin (dB)	Peak Limit (dBuV/m)	PK Margin (dB)	Azimuth (Degs)	Height (cm)	Polarity
1	* 5.15	55.97	Pk	34.1	-35.9	54.17	-	-	74	-19.83	272	128	H
2	* 5.005056	58.17	Pk	33.9	-36.41	55.66	-	-	74	-18.34	272	128	H
3	* 5.15	44.45	RMS	34.1	-35.9	42.65	54	-11.35	-	-	272	128	H
4	* 5.124334	46.16	RMS	34	-36.07	44.09	54	-9.91	-	-	272	128	H

* - indicates frequency in CFR47 Pt 15 / IC RSS-Restricted Band
Pk - Peak detector
RMS - RMS detection

UL VERIFICATION SERVICES INC.
47173 Benicia Street, Fremont, CA 94538; USA TEL:(510) 319-4000 FAX:(510) 661-0888
This report shall not be reproduced except in full, without the written approval of UL Verification Services Inc.

VERTICAL RESULT

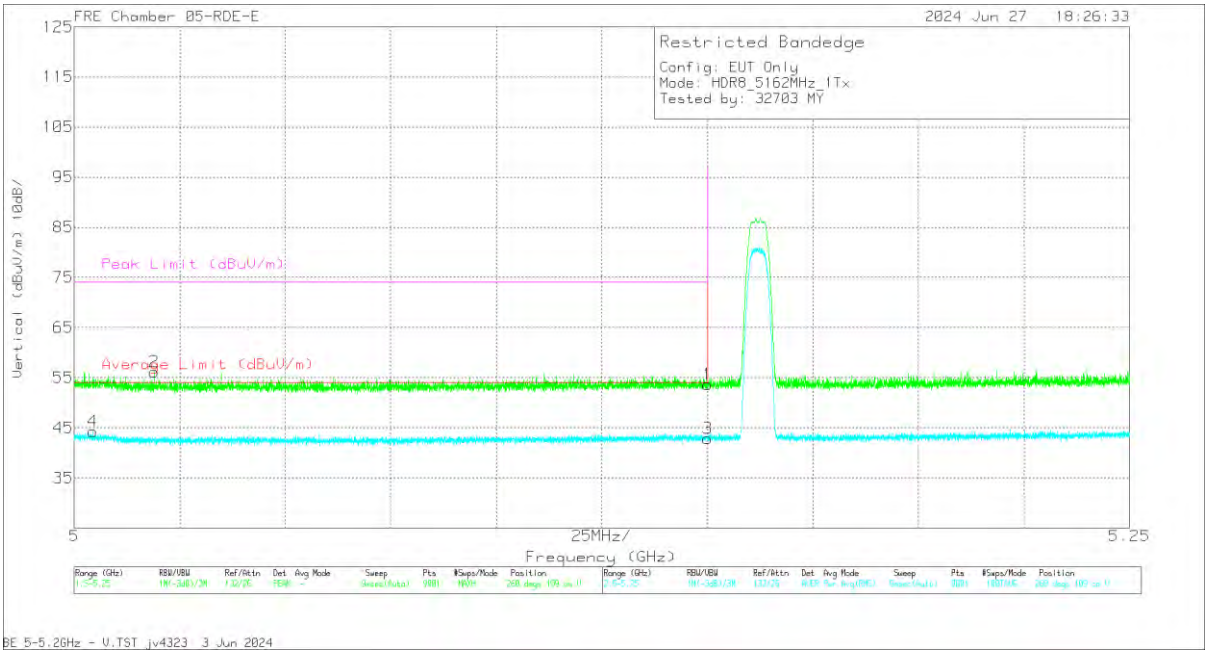

Marker	Frequency (GHz)	Meter Reading (dBuV)	Det	222740 ACF (dB/m)	Gain/Loss (dB)	Corrected Reading (dBuV/m)	Average Limit (dBuV/m)	Margin (dB)	Peak Limit (dBuV/m)	PK Margin (dB)	Azimuth (Degs)	Height (cm)	Polarity
1	* 5.15	55.5	Pk	34.1	-35.9	53.7	-	-	74	-20.3	260	109	V
2	* 5.018945	58.63	Pk	33.9	-36.41	56.12	-	-	74	-17.88	260	109	V
3	* 5.15	44.69	RMS	34.1	-35.9	42.89	54	-11.11	-	-	260	109	V
4	* 5.004444	46.72	RMS	33.9	-36.4	44.22	54	-9.78	-	-	260	109	V

* - indicates frequency in CFR47 Pt 15 / IC RSS-Restricted Band
Pk - Peak detector
RMS - RMS detection

UL VERIFICATION SERVICES INC.
47173 Benicia Street, Fremont, CA 94538; USA TEL:(510) 319-4000 FAX:(510) 661-0888
This report shall not be reproduced except in full, without the written approval of UL Verification Services Inc.

ANT 5

BANDEDGE (LOW CHANNEL)

HORIZONTAL RESULT

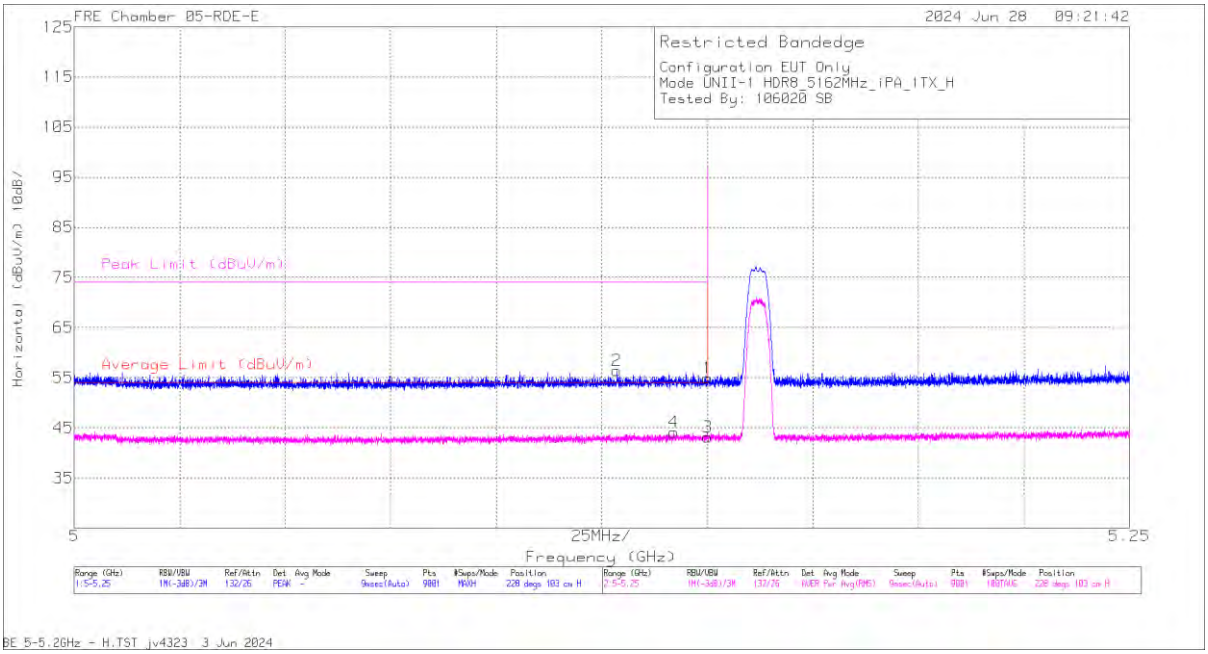

Marker	Frequency (GHz)	Meter Reading (dBuV)	Det	222740 ACF (dB/m)	Gain/Loss (dB)	Corrected Reading (dBuV/m)	Average Limit (dBuV/m)	Margin (dB)	Peak Limit (dBuV/m)	PK Margin (dB)	Azimuth (Degs)	Height (cm)	Polarity
1	* 5.15	56.7	Pk	34.1	-35.9	54.9	-	-	74	-19.1	228	103	H
2	* 5.128584	58.41	Pk	34	-36.04	56.37	-	-	74	-17.63	228	103	H
3	* 5.15	44.95	RMS	34.1	-35.9	43.15	54	-10.85	-	-	228	103	H
4	* 5.142084	46	RMS	34.1	-35.99	44.11	54	-9.89	-	-	228	103	H

* - indicates frequency in CFR47 Pt 15 / IC RSS-Restricted Band
Pk - Peak detector
RMS - RMS detection

UL VERIFICATION SERVICES INC.
47173 Benicia Street, Fremont, CA 94538; USA TEL:(510) 319-4000 FAX:(510) 661-0888
This report shall not be reproduced except in full, without the written approval of UL Verification Services Inc.

VERTICAL RESULT

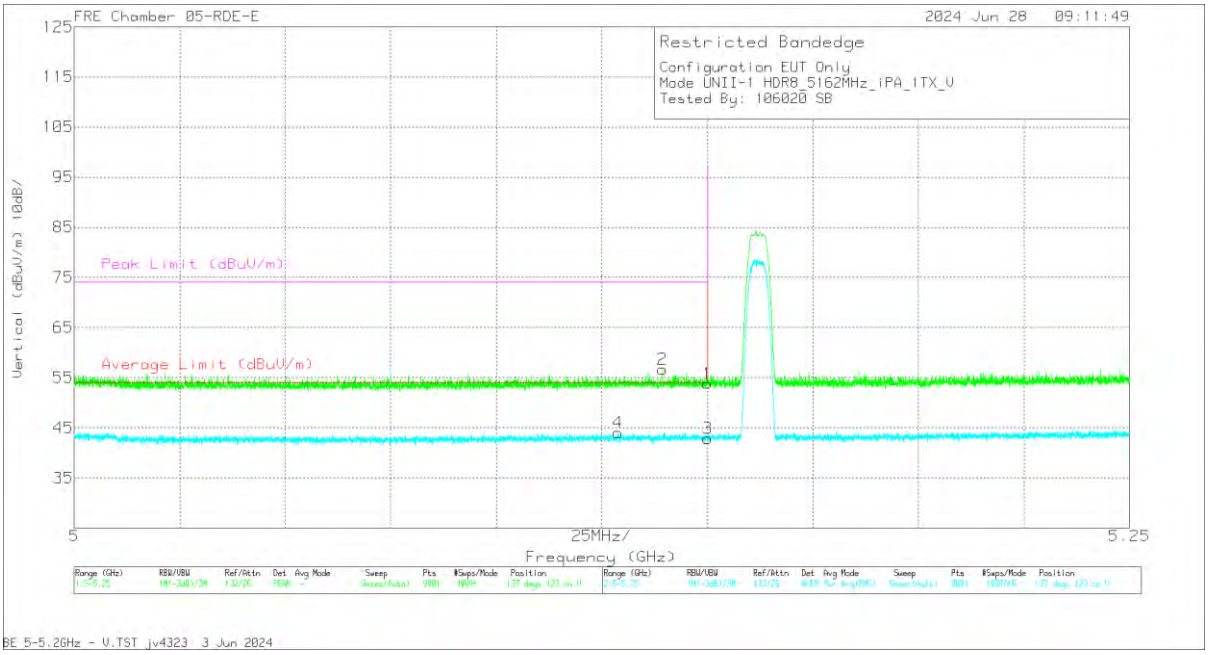

Marker	Frequency (GHz)	Meter Reading (dBuV)	Det	222740 ACF (dB/m)	Gain/Loss (dB)	Corrected Reading (dBuV/m)	Average Limit (dBuV/m)	Margin (dB)	Peak Limit (dBuV/m)	PK Margin (dB)	Azimuth (Degs)	Height (cm)	Polarity
1	* 5.15	55.64	Pk	34.1	-35.9	53.84	-	-	74	-20.16	137	123	V
2	* 5.139334	58.56	Pk	34.1	-35.97	56.69	-	-	74	-17.31	137	123	V
3	* 5.15	44.66	RMS	34.1	-35.9	42.86	54	-11.14	-	-	137	123	V
4	* 5.128834	46.04	RMS	34	-36.02	44.02	54	-9.98	-	-	137	123	V

* - indicates frequency in CFR47 Pt 15 / IC RSS-Restricted Band
Pk - Peak detector
RMS - RMS detection

UL VERIFICATION SERVICES INC.
47173 Benicia Street, Fremont, CA 94538; USA TEL:(510) 319-4000 FAX:(510) 661-0888
This report shall not be reproduced except in full, without the written approval of UL Verification Services Inc.

2TX Antenna 6 + Antenna 5 TX BF MODE

BANDEDGE (LOW CHANNEL)

HORIZONTAL RESULT

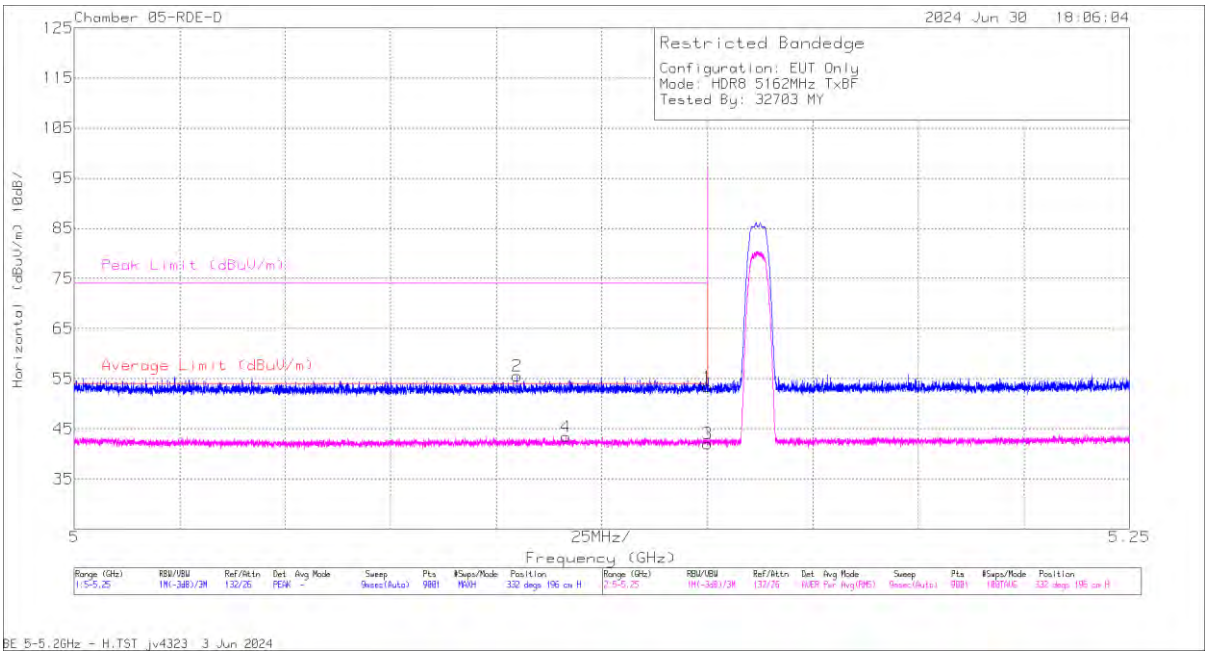

Marker	Frequency (GHz)	Meter Reading (dBuV)	Det	230299 ACF (dB/m)	Gain/Loss (dB)	Corrected Reading (dBuV/m)	Average Limit (dBuV/m)	Margin (dB)	Peak Limit (dBuV/m)	PK Margin (dB)	Azimuth (Degs)	Height (cm)	Polarity
2	5.104973	60.56	Pk	34.5	-39.56	55.5	-	-	74	-18.5	332	196	H
4	5.116501	48.45	RMS	34.5	-39.5	43.45	54	-10.55	-	-	332	196	H
1	5.15	58.23	Pk	34.6	-39.49	53.34	-	-	74	-20.66	332	196	H
3	5.15	46.87	RMS	34.6	-39.49	41.98	54	-12.02	-	-	332	196	H

Pk - Peak detector
RMS - RMS detection

UL VERIFICATION SERVICES INC.
47173 Benicia Street, Fremont, CA 94538; USA TEL:(510) 319-4000 FAX:(510) 661-0888
This report shall not be reproduced except in full, without the written approval of UL Verification Services Inc.

VERTICAL RESULT

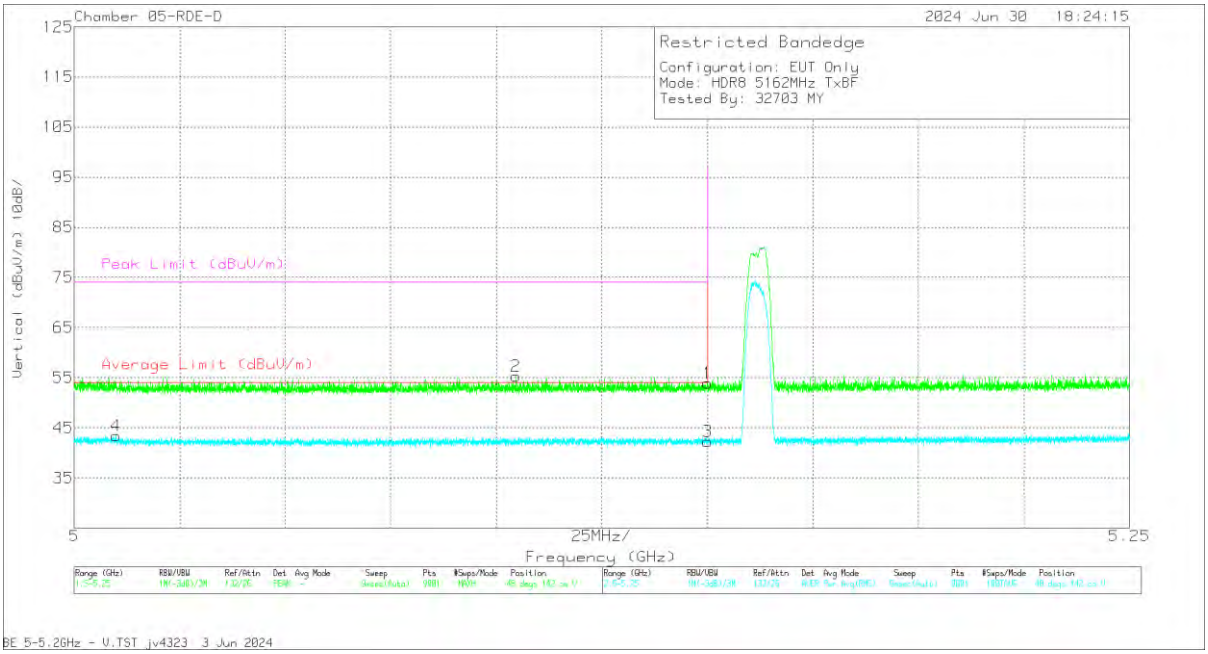

Marker	Frequency (GHz)	Meter Reading (dBuV)	Det	230299 ACF (dB/m)	Gain/Loss (dB)	Corrected Reading (dBuV/m)	Average Limit (dBuV/m)	Margin (dB)	Peak Limit (dBuV/m)	PK Margin (dB)	Azimuth (Degs)	Height (cm)	Polarity
4	5.009945	48.51	RMS	34.4	-39.52	43.39	54	-10.61	-	-	48	142	V
2	5.104695	60.29	Pk	34.5	-39.54	55.25	-	-	74	-18.75	48	142	V
1	5.15	58.8	Pk	34.6	-39.49	53.91	-	-	74	-20.09	48	142	V
3	5.15	47.14	RMS	34.6	-39.49	42.25	54	-11.75	-	-	48	142	V

Pk - Peak detector
RMS - RMS detection

UL VERIFICATION SERVICES INC.
47173 Benicia Street, Fremont, CA 94538; USA TEL:(510) 319-4000 FAX:(510) 661-0888
This report shall not be reproduced except in full, without the written approval of UL Verification Services Inc.

10.1.12. HDR8, LOW POWER UNII-1 HARMONIC AND SPURIOUS IN THE 5.2 GHz BAND

LOW CHANNEL 5162MHz

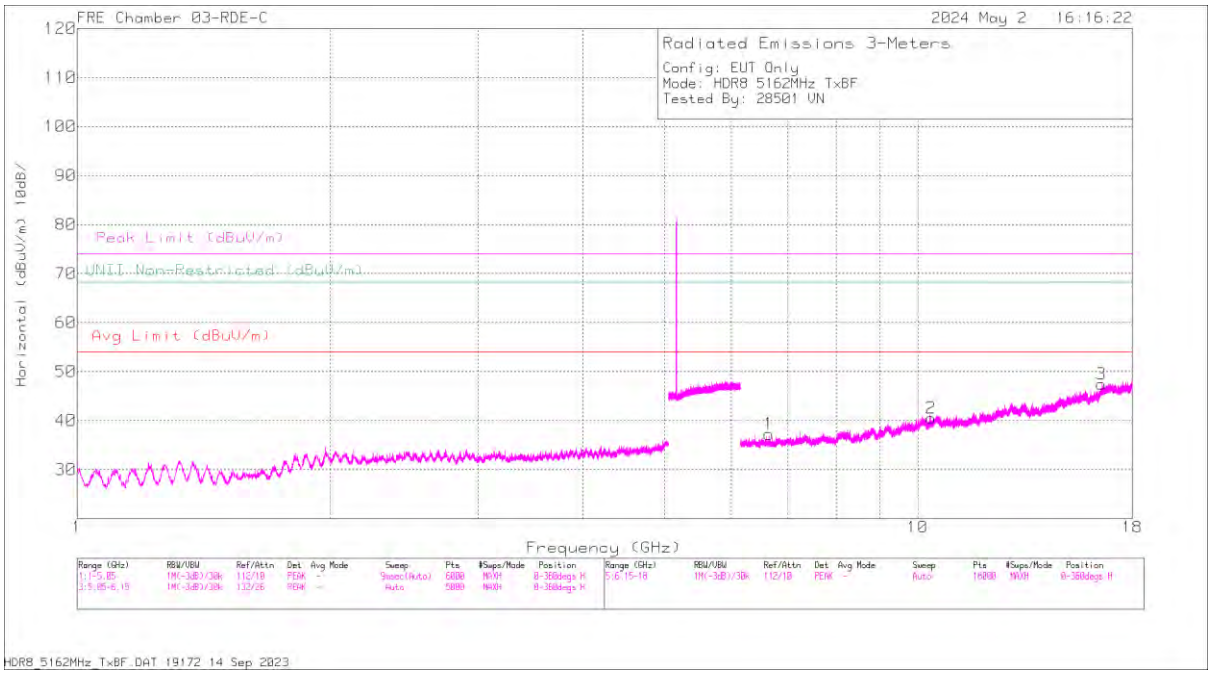

HORIZONTAL

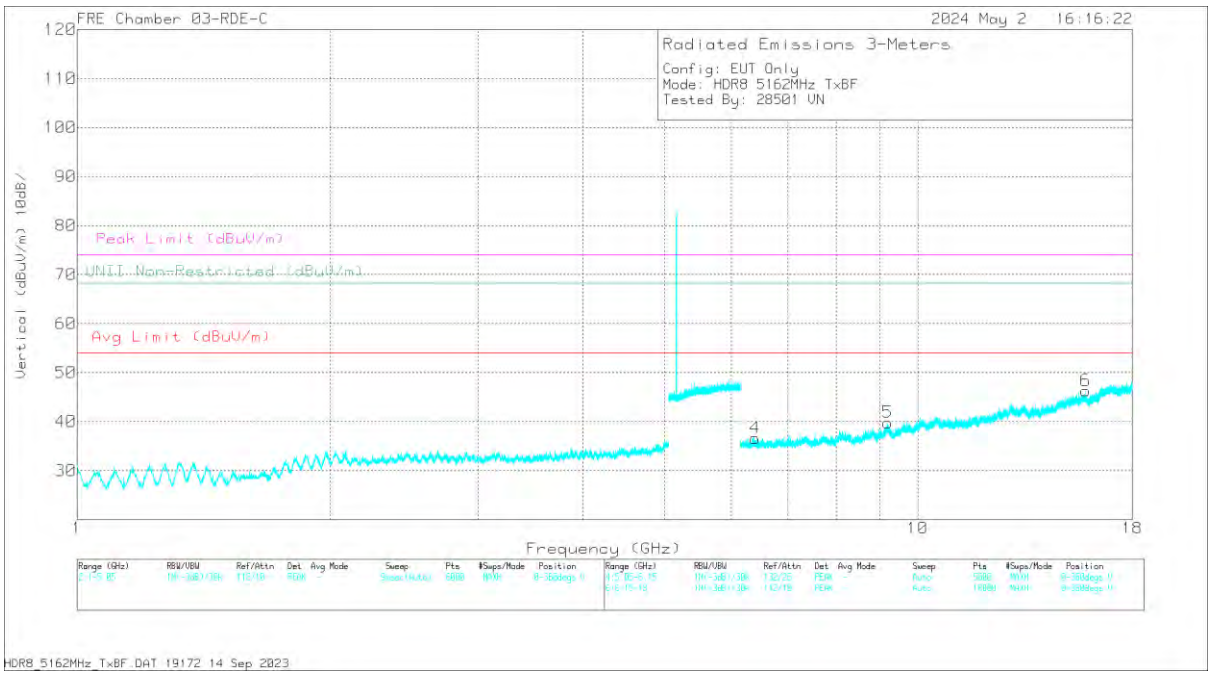

VERTICAL

UL VERIFICATION SERVICES INC.
47173 Benicia Street, Fremont, CA 94538; USA TEL:(510) 319-4000 FAX:(510) 661-0888

This report shall not be reproduced except in full, without the written approval of UL Verification Services Inc.

DATA:

Marker	Frequency (GHz)	Meter Reading (dBuV)	Det	223084 ACF (dB/m) 3m	Gain/Loss (dB)	Corrected Reading (dBuV/m)	Avg Limit (dBuV/m)	Margin (dB)	Peak Limit (dBuV/m)	PK Margin (dB)	UNII Non-Restricted (dBuV/m)	PK Margin (dB)	Azimuth (Degs)	Height (cm)	Polarity
6	* 15.846826	58.55	PK-U	40.3	-42.5	56.35	-	-	74	-17.65	-	-	265	212	V
6	* 15.844613	46.82	ADR	40.3	-42.54	44.58	54	-9.42	-	-	-	-	265	212	V
4	6.404643	56.06	PK-U	35.4	-44.8	46.66	-	-	-	-	68.2	-21.54	344	246	V
1	6.650126	56.21	PK-U	35.6	-45.2	46.61	-	-	-	-	68.2	-21.59	278	127	H
5	9.21344	57.97	PK-U	36.2	-44.3	49.87	-	-	-	-	68.2	-18.33	187	233	V
2	10.372232	56.88	PK-U	37.6	-44.6	49.88	-	-	-	-	68.2	-18.32	112	191	H
3	16.544618	57.31	PK-U	41.3	-42	56.61	-	-	-	-	68.2	-11.59	88	268	H

* - indicates frequency in CFR47 Pt 15 / IC RSS-Restricted Band
PK-U - U-NII: Maximum Peak
ADR - U-NII AD primary method, RMS average

UL VERIFICATION SERVICES INC.
47173 Benicia Street, Fremont, CA 94538; USA TEL:(510) 319-4000 FAX:(510) 661-0888
This report shall not be reproduced except in full, without the written approval of UL Verification Services Inc.

MID CHANNEL 5203MHz

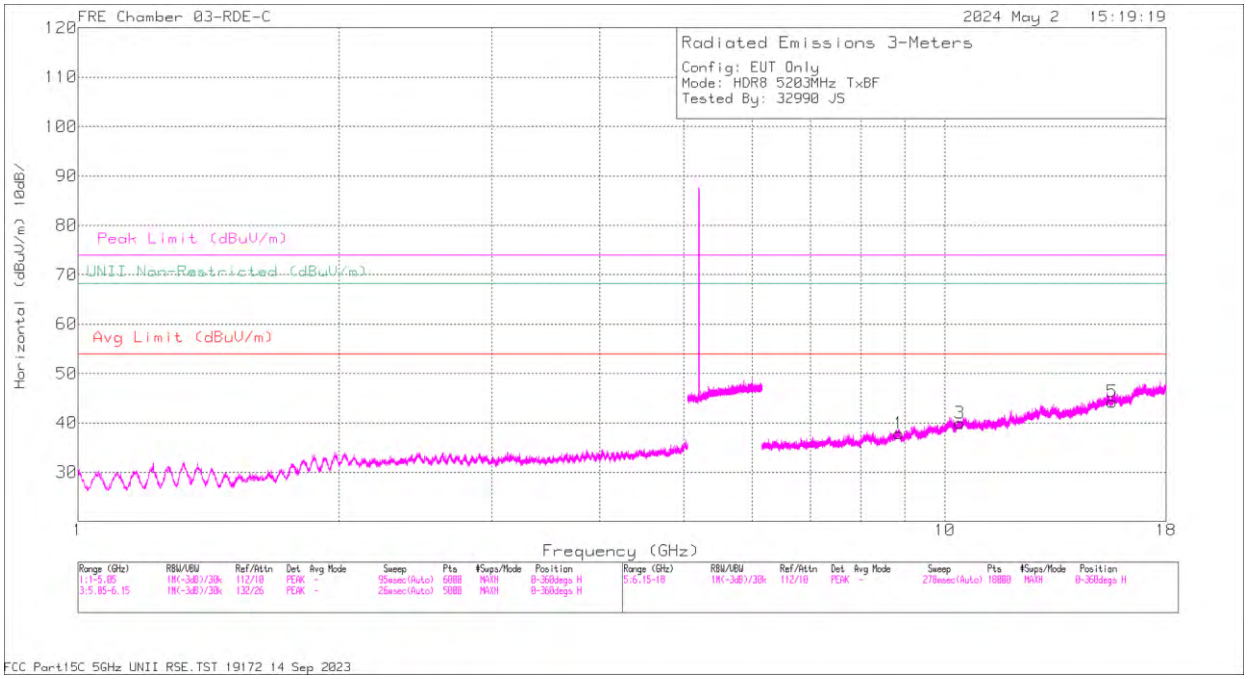

HORIZONTAL

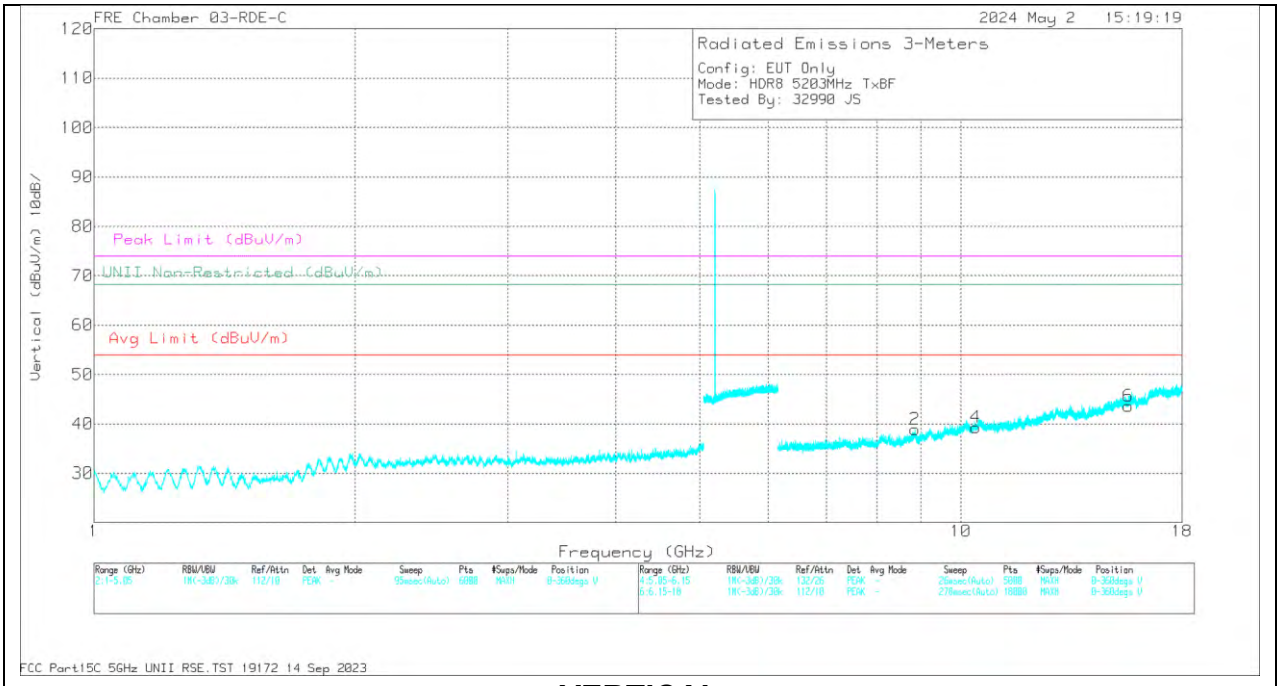

VERTICAL

UL VERIFICATION SERVICES INC.
47173 Benicia Street, Fremont, CA 94538; USA TEL:(510) 319-4000 FAX:(510) 661-0888

This report shall not be reproduced except in full, without the written approval of UL Verification Services Inc.

DATA:

Marker	Frequency (GHz)	Meter Reading (dBuV)	Det	223084 ACF (dB/m) 3m	Gain/Loss (dB)	Corrected Reading (dBuV/m)	Avg Limit (dBuV/m)	Margin (dB)	Peak Limit (dBuV/m)	PK Margin (dB)	UNII Non-Restricted (dBuV/m)	PK Margin (dB)	Azimuth (Degs)	Height (cm)	Polarity
5	* 15.610489	57.87	PK-U	40.2	-44.05	54.02	-	-	74	-19.98	-	-	192	282	H
5	* 15.607501	46.63	ADR	40.2	-44.1	42.73	54	-11.27	-	-	-	-	192	282	H
6	* 15.608951	58.62	PK-U	40.2	-44.2	54.62	-	-	74	-19.38	-	-	317	351	V
6	* 15.607921	46.73	ADR	40.2	-44.1	42.83	54	-11.17	-	-	-	-	317	351	V
1	8.855987	56.92	PK-U	36	-44.1	48.82	-	-	-	-	68.2	-19.38	101	355	H
2	8.857887	57.22	PK-U	36	-44.2	49.02	-	-	-	-	68.2	-19.18	45	385	V
4	10.408296	57.15	PK-U	37.7	-44.9	49.95	-	-	-	-	68.2	-18.25	227	215	V
3	10.408695	57.12	PK-U	37.7	-44.9	49.92	-	-	-	-	68.2	-18.28	231	126	H

* - indicates frequency in CFR47 Pt 15 / IC RSS-Restricted Band
PK-U - U-NII: Maximum Peak
ADR - U-NII AD primary method, RMS average

UL VERIFICATION SERVICES INC.
47173 Benicia Street, Fremont, CA 94538; USA TEL:(510) 319-4000 FAX:(510) 661-0888
This report shall not be reproduced except in full, without the written approval of UL Verification Services Inc.

HIGH CHANNEL 5245MHz

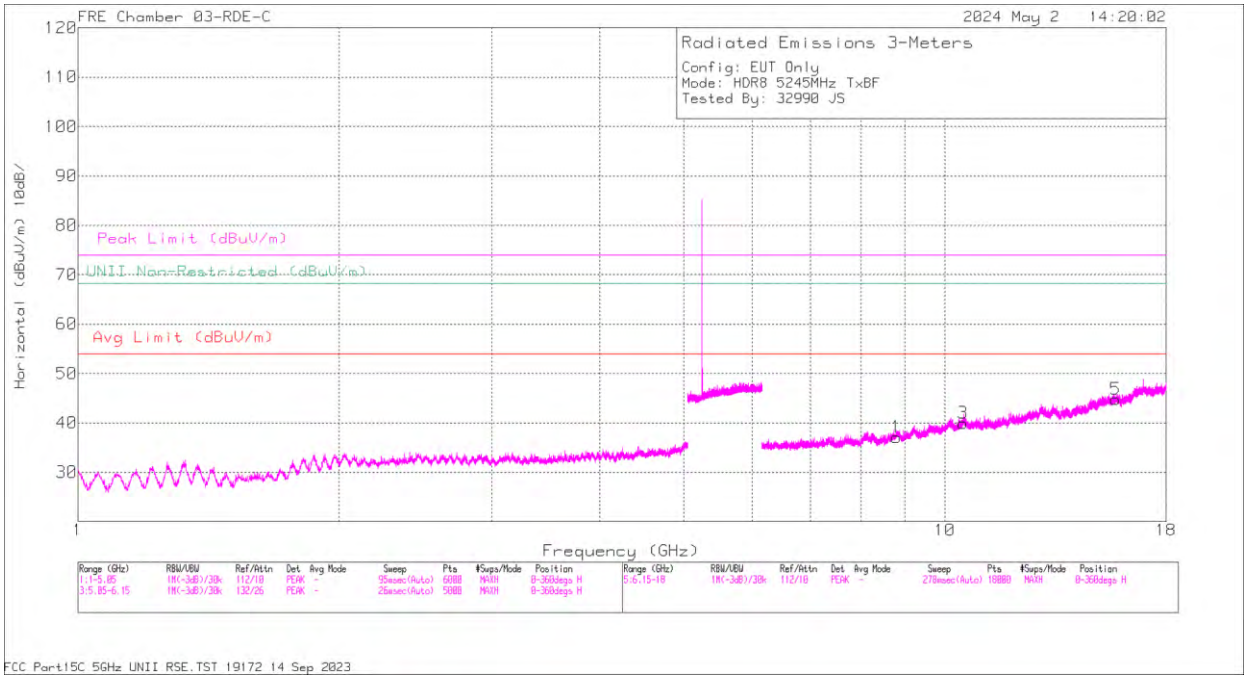

HORIZONTAL

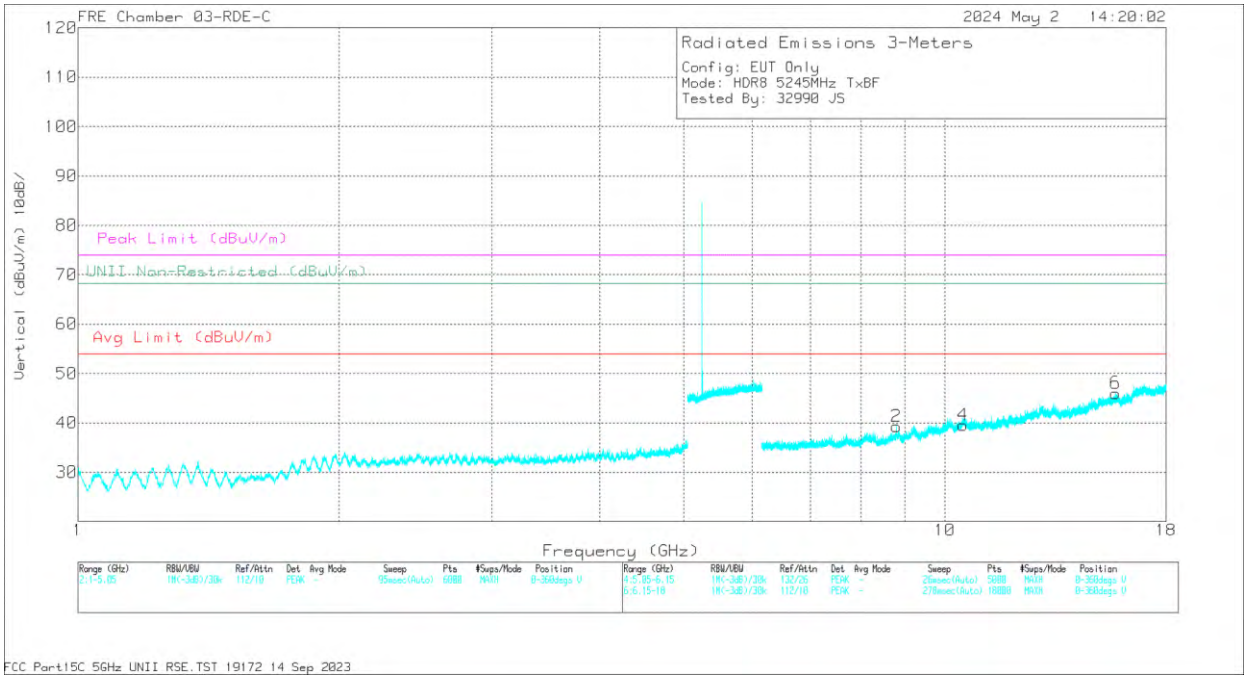

VERTICAL

UL VERIFICATION SERVICES INC.
47173 Benicia Street, Fremont, CA 94538; USA TEL:(510) 319-4000 FAX:(510) 661-0888

This report shall not be reproduced except in full, without the written approval of UL Verification Services Inc.

DATA:

Marker	Frequency (GHz)	Meter Reading (dBuV)	Det	223084 ACF (dB/m) 3m	Gain/Loss (dB)	Corrected Reading (dBuV/m)	Avg Limit (dBuV/m)	Margin (dB)	Peak Limit (dBuV/m)	PK Margin (dB)	UNII Non-Restricted (dBuV/m)	PK Margin (dB)	Azimuth (Degs)	Height (cm)	Polarity
5	* 15.733611	59.23	PK-U	40.3	-44.1	55.43	-	-	74	-18.57	-	-	249	198	H
5	* 15.732333	47.34	ADR	40.3	-44.1	43.54	54	-10.46	-	-	-	-	249	198	H
6	* 15.736984	58.61	PK-U	40.3	-44.2	54.71	-	-	74	-19.29	-	-	275	241	V
6	* 15.734696	46.95	ADR	40.3	-44.03	43.22	54	-10.78	-	-	-	-	275	241	V
1	8.787112	56.84	PK-U	36	-44.69	48.15	-	-	-	-	68.2	-20.05	207	296	H
2	8.787954	56.58	PK-U	36	-44.6	47.98	-	-	-	-	68.2	-20.22	55	158	V
3	10.491944	56.8	PK-U	37.7	-44	50.5	-	-	-	-	68.2	-17.7	244	118	H
4	10.495018	57.46	PK-U	37.7	-44	51.16	-	-	-	-	68.2	-17.04	300	205	V

* - indicates frequency in CFR47 Pt 15 / IC RSS-Restricted Band
PK-U - U-NII: Maximum Peak
ADR - U-NII AD primary method, RMS average

UL VERIFICATION SERVICES INC.
47173 Benicia Street, Fremont, CA 94538; USA TEL:(510) 319-4000 FAX:(510) 661-0888
This report shall not be reproduced except in full, without the written approval of UL Verification Services Inc.

10.1.13. BDR, HIGH POWER UNII-3 BANDEDGE

ANT 6

BANDEDGE (LOW CHANNEL)

HORIZONTAL RESULT

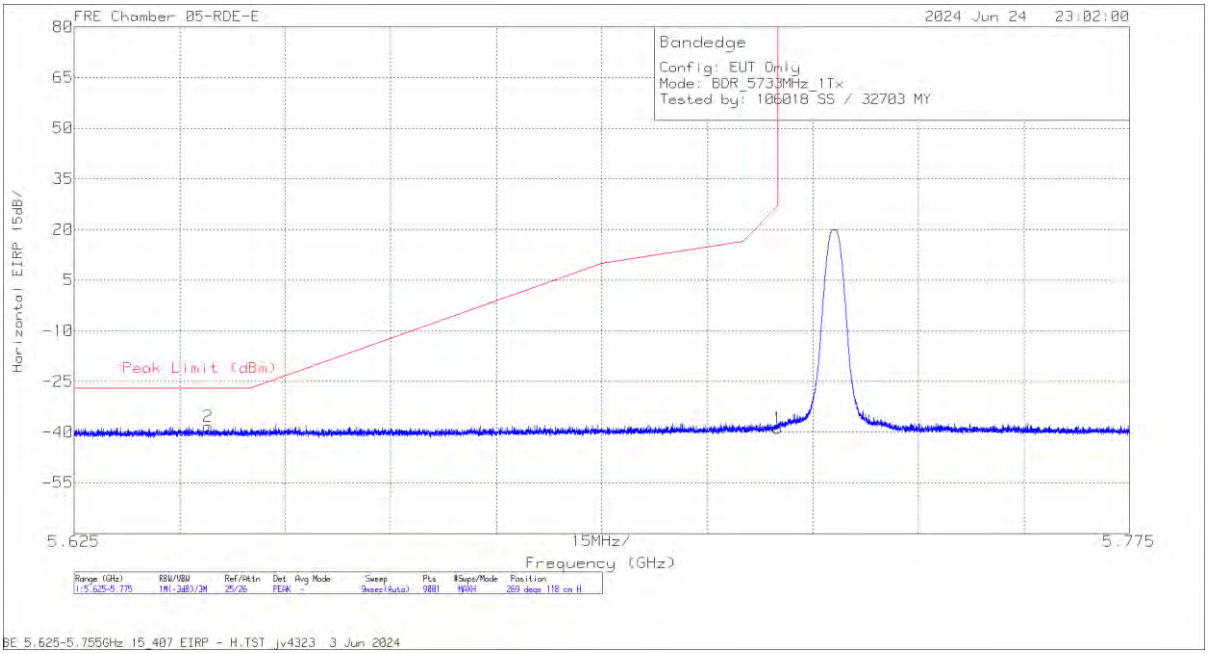

Marker	Frequency (GHz)	Meter Reading (dBm)	Det	222740 ACF (dB/m)	Conversion Factor (dB)	Gain/Loss (dB)	Corrected Reading EIRP(dBm) (dBm)	Peak Limit (dBm)	PK Margin (dB)	Azimuth (Degs)	Height (cm)	Polarity
2	5.644067	-49.95	Pk	34.5	11.8	-34.6	-38.25	-27	-11.25	269	118	H
1	5.725	-50.49	Pk	34.5	11.8	-34.6	-38.79	27	-65.79	269	118	H

Pk - Peak detector

UL VERIFICATION SERVICES INC.
47173 Benicia Street, Fremont, CA 94538; USA TEL:(510) 319-4000 FAX:(510) 661-0888

This report shall not be reproduced except in full, without the written approval of UL Verification Services Inc.

VERTICAL RESULT

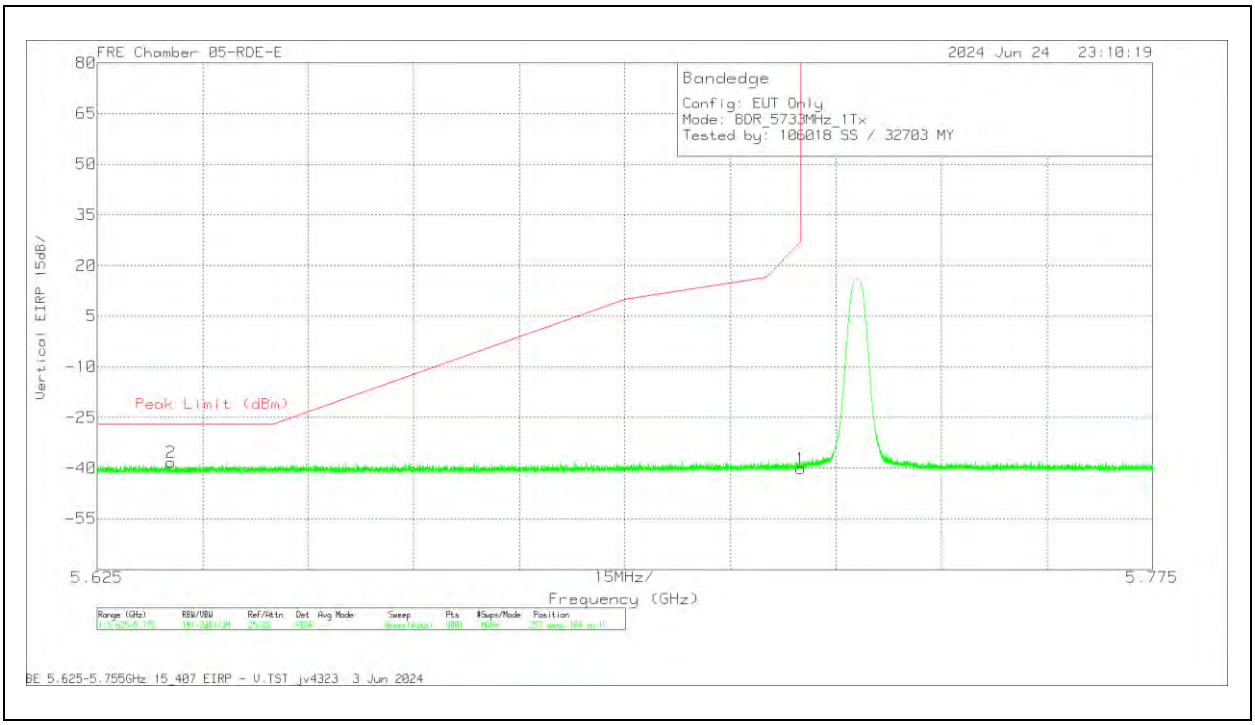

Marker	Frequency (GHz)	Meter Reading (dBm)	Det	222740 ACF (dB/m)	Conversion Factor (dB)	Gain/Loss (dB)	Corrected Reading EIRP(dBm) (dBm)	Peak Limit (dBm)	PK Margin (dB)	Azimuth (Degs)	Height (cm)	Polarity
2	5.6355	-49.82	Pk	34.5	11.8	-34.7	-38.22	-27	-11.22	257	104	V
1	5.725	-51.79	Pk	34.5	11.8	-34.6	-40.09	27	-67.09	257	104	V

Pk - Peak detector

UL VERIFICATION SERVICES INC.
47173 Benicia Street, Fremont, CA 94538; USA TEL:(510) 319-4000 FAX:(510) 661-0888

This report shall not be reproduced except in full, without the written approval of UL Verification Services Inc.

BANDEDGE (HIGH CHANNEL)

HORIZONTAL RESULT

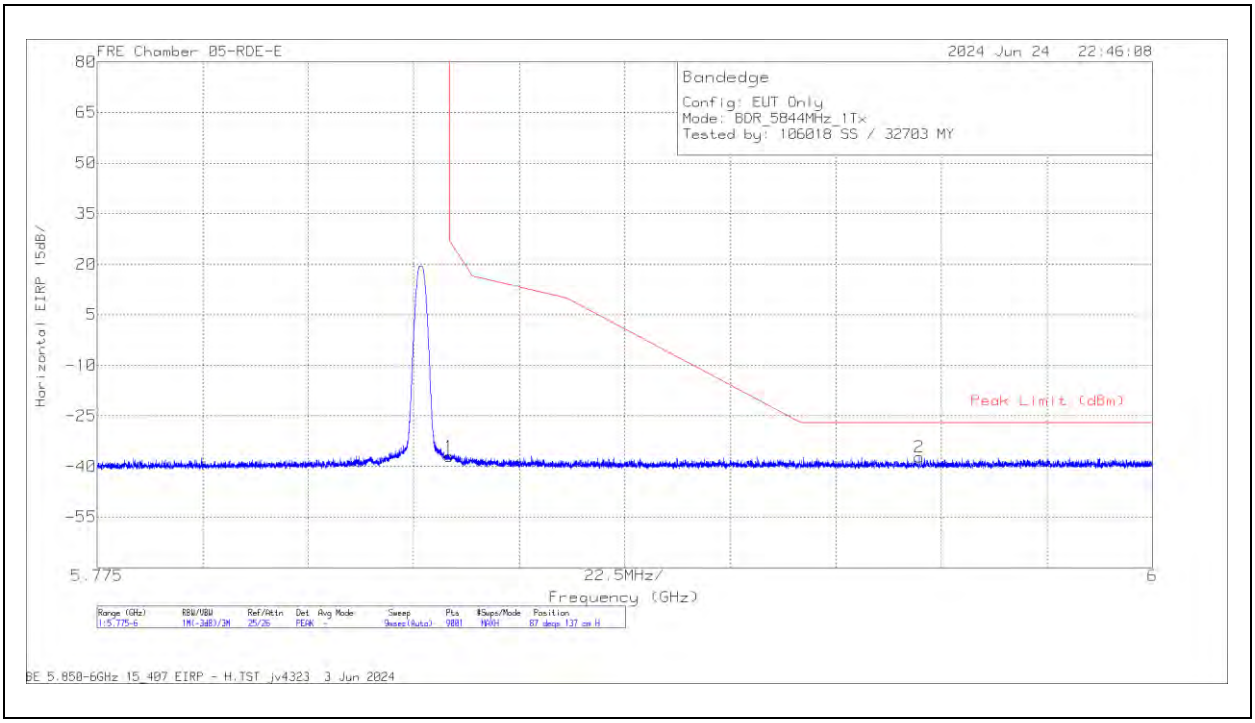

Marker	Frequency (GHz)	Meter Reading (dBm)	Det	222740 ACF (dB/m)	Conversion Factor (dB)	Gain/Loss (dB)	Corrected Reading EIRP(dBm) (dBm)	Peak Limit (dBm)	PK Margin (dB)	Azimuth (Degs)	Height (cm)	Polarity
1	5.85	-49.06	Pk	34.7	11.8	-34.5	-37.06	27	-64.06	87	137	H
2	5.95025	-49.49	Pk	34.9	11.8	-34.43	-37.22	-27	-10.22	87	137	H

Pk - Peak detector

UL VERIFICATION SERVICES INC.
47173 Benicia Street, Fremont, CA 94538; USA TEL:(510) 319-4000 FAX:(510) 661-0888

This report shall not be reproduced except in full, without the written approval of UL Verification Services Inc.

VERTICAL RESULT

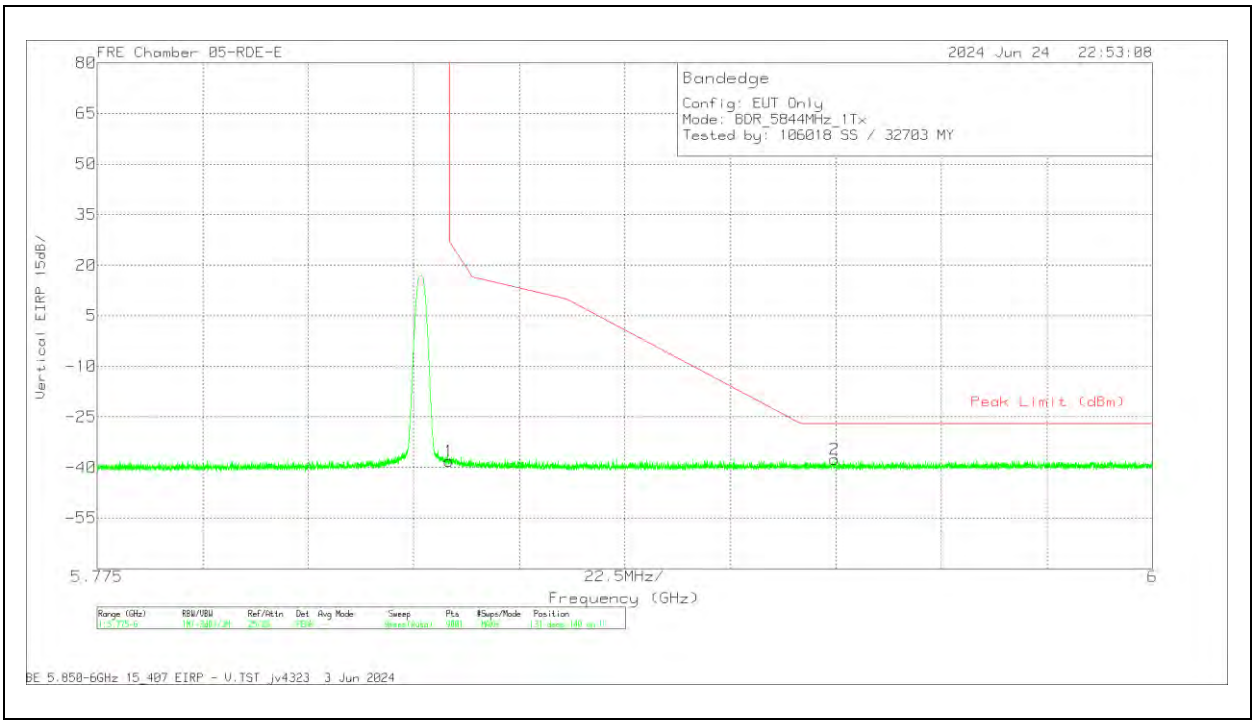

Marker	Frequency (GHz)	Meter Reading (dBm)	Det	222740 ACF (dB/m)	Conversion Factor (dB)	Gain/Loss (dB)	Corrected Reading EIRP(dBm) (dBm)	Peak Limit (dBm)	PK Margin (dB)	Azimuth (Degs)	Height (cm)	Polarity
1	5.85	-50.16	Pk	34.7	11.8	-34.5	-38.16	27	-65.16	131	140	V
2	5.9323	-49.93	Pk	34.9	11.8	-34.4	-37.63	-27	-10.63	131	140	V

Pk - Peak detector

UL VERIFICATION SERVICES INC.
47173 Benicia Street, Fremont, CA 94538; USA TEL:(510) 319-4000 FAX:(510) 661-0888

This report shall not be reproduced except in full, without the written approval of UL Verification Services Inc.

ANT 5

BANDEDGE (LOW CHANNEL)

HORIZONTAL RESULT

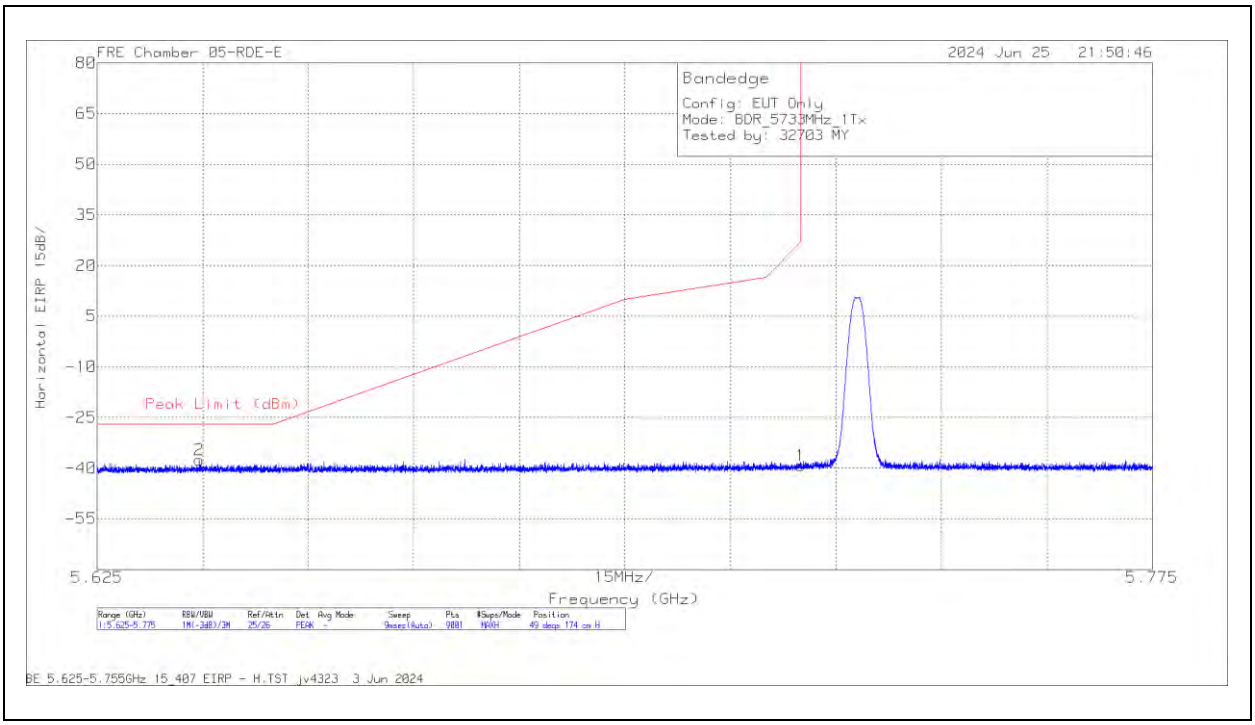

Marker	Frequency (GHz)	Meter Reading (dBm)	Det	222740 ACF (dB/m)	Conversion Factor (dB)	Gain/Loss (dB)	Corrected Reading EIRP(dBm) (dBm)	Peak Limit (dBm)	PK Margin (dB)	Azimuth (Degs)	Height (cm)	Polarity
2	5.639517	-49.31	Pk	34.5	11.8	-34.6	-37.61	-27	-10.61	49	174	H
1	5.725	-50.95	Pk	34.5	11.8	-34.6	-39.25	27	-66.25	49	174	H

Pk - Peak detector

UL VERIFICATION SERVICES INC.
47173 Benicia Street, Fremont, CA 94538; USA TEL:(510) 319-4000 FAX:(510) 661-0888
This report shall not be reproduced except in full, without the written approval of UL Verification Services Inc.

VERTICAL RESULT

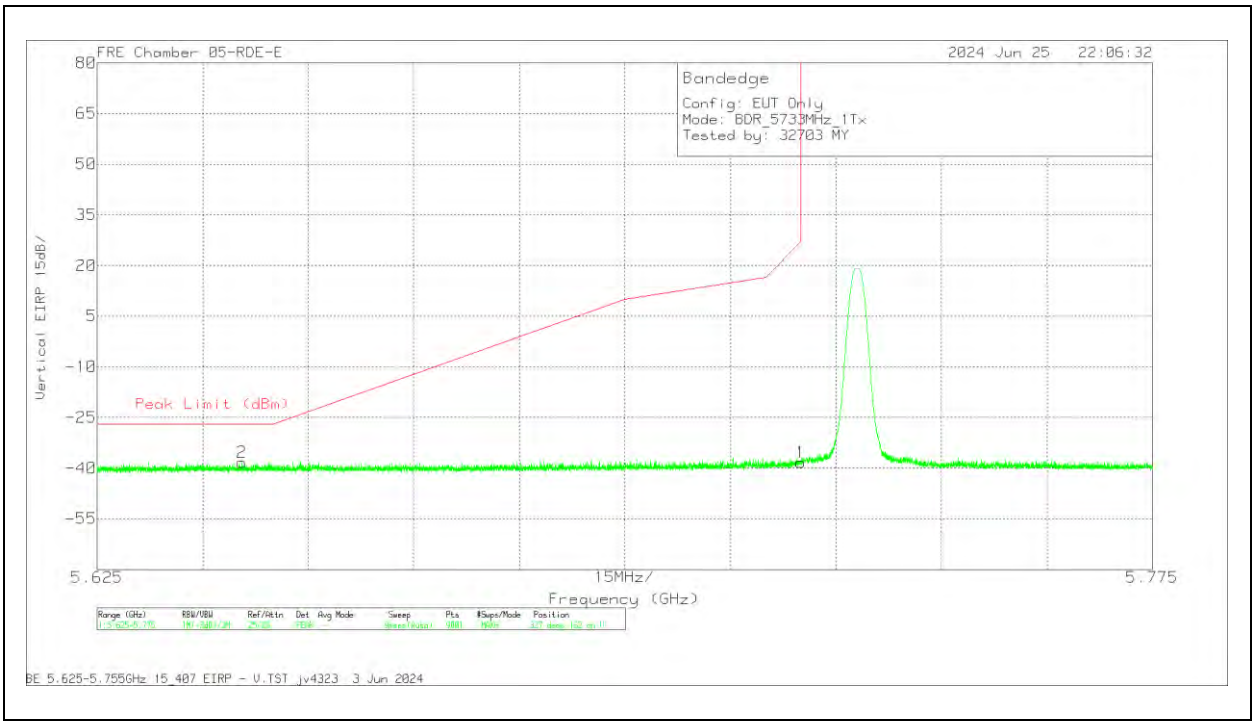

Marker	Frequency (GHz)	Meter Reading (dBm)	Det	222740 ACF (dB/m)	Conversion Factor (dB)	Gain/Loss (dB)	Corrected Reading EIRP(dBm) (dBm)	Peak Limit (dBm)	PK Margin (dB)	Azimuth (Degs)	Height (cm)	Polarity
2	5.64555	-49.93	Pk	34.5	11.8	-34.66	-38.29	-27	-11.29	327	162	V
1	5.725	-49.95	Pk	34.5	11.8	-34.6	-38.25	27	-65.25	327	162	V

Pk - Peak detector

UL VERIFICATION SERVICES INC.
47173 Benicia Street, Fremont, CA 94538; USA TEL:(510) 319-4000 FAX:(510) 661-0888

This report shall not be reproduced except in full, without the written approval of UL Verification Services Inc.

BANDEDGE (HIGH CHANNEL)

HORIZONTAL RESULT

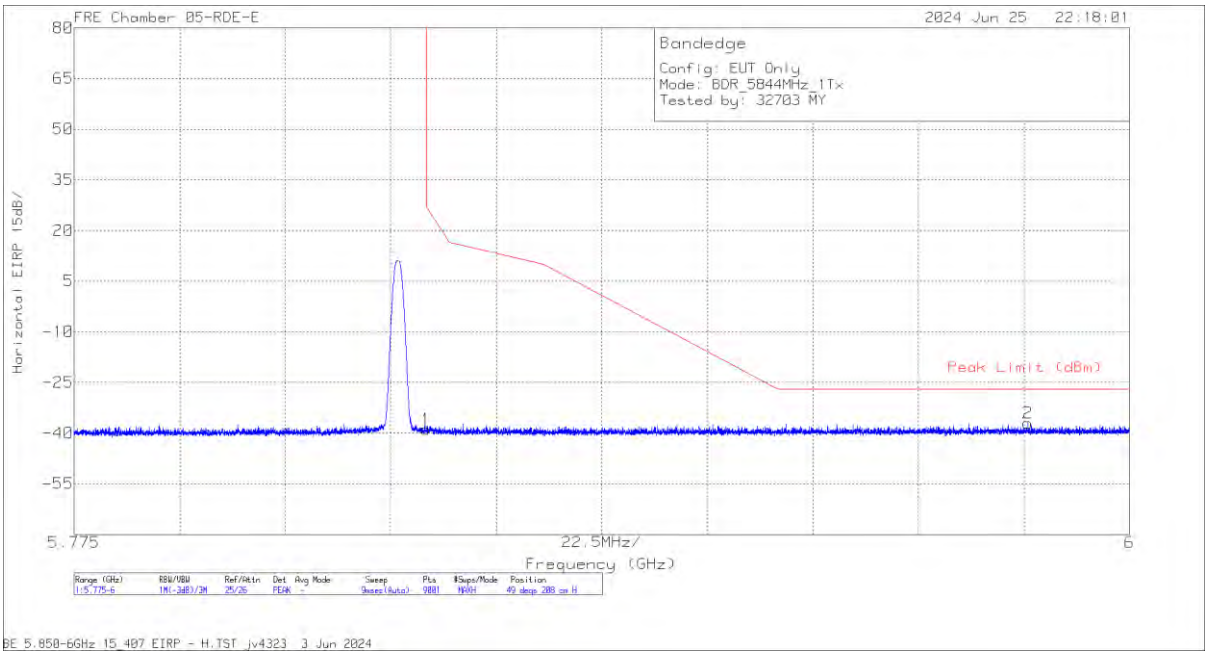

Marker	Frequency (GHz)	Meter Reading (dBm)	Det	222740 ACF (dB/m)	Conversion Factor (dB)	Gain/Loss (dB)	Corrected Reading EIRP(dBm) (dBm)	Peak Limit (dBm)	PK Margin (dB)	Azimuth (Degs)	Height (cm)	Polarity
1	5.85	-50.84	Pk	34.7	11.8	-34.5	-38.84	27	-65.84	49	208	H
2	5.978325	-49.23	Pk	35	11.8	-34.5	-36.93	-27	-9.93	49	208	H

Pk - Peak detector

UL VERIFICATION SERVICES INC.
47173 Benicia Street, Fremont, CA 94538; USA TEL:(510) 319-4000 FAX:(510) 661-0888
This report shall not be reproduced except in full, without the written approval of UL Verification Services Inc.

VERTICAL RESULT

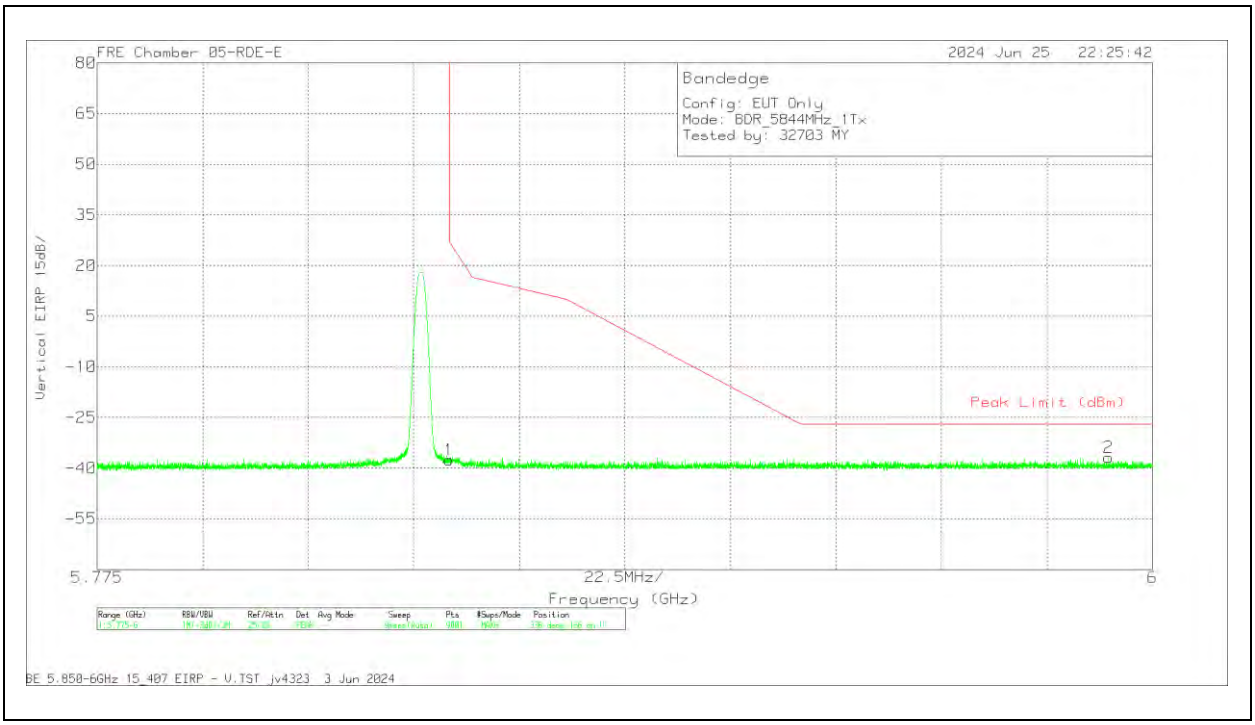

Marker	Frequency (GHz)	Meter Reading (dBm)	Det	222740 ACF (dB/m)	Conversion Factor (dB)	Gain/Loss (dB)	Corrected Reading EIRP(dBm) (dBm)	Peak Limit (dBm)	PK Margin (dB)	Azimuth (Degs)	Height (cm)	Polarity
1	5.85	-49.5	Pk	34.7	11.8	-34.5	-37.5	27	-64.5	336	166	V
2	5.99065	-49.22	Pk	35	11.8	-34.44	-36.86	-27	-9.86	336	166	V

Pk - Peak detector

UL VERIFICATION SERVICES INC.
47173 Benicia Street, Fremont, CA 94538; USA TEL:(510) 319-4000 FAX:(510) 661-0888

This report shall not be reproduced except in full, without the written approval of UL Verification Services Inc.

2TX Antenna 6 + Antenna 5 TX BF MODE

BANDEDGE (LOW CHANNEL)

HORIZONTAL RESULT

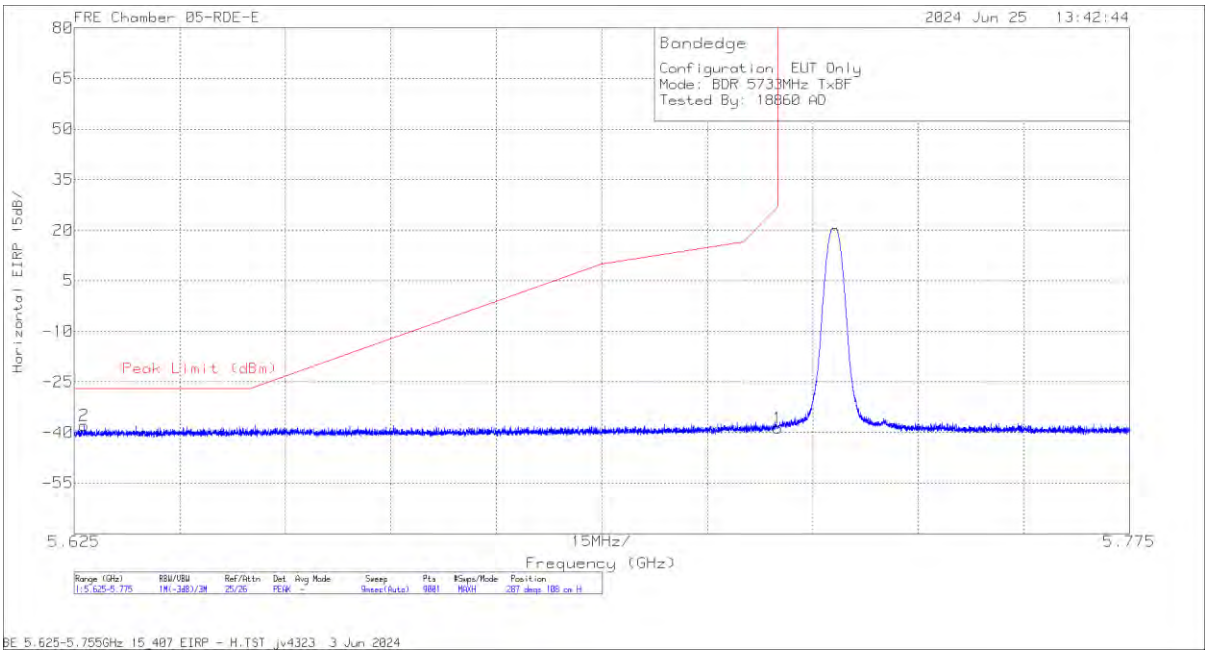

Marker	Frequency (GHz)	Meter Reading (dBm)	Det	222740 ACF (dB/m)	Conversion Factor (dB)	Gain/Loss (dB)	Corrected Reading EIRP (dBm)	Peak Limit (dBm)	PK Margin (dB)	Azimuth (Degs)	Height (cm)	Polarity
2	5.626433	-49.37	Pk	34.4	11.8	-34.7	-37.87	-27	-10.87	287	108	H
1	5.725	-50.43	Pk	34.5	11.8	-34.6	-38.73	27	-65.73	287	108	H

Pk - Peak detector

UL VERIFICATION SERVICES INC.
47173 Benicia Street, Fremont, CA 94538; USA TEL:(510) 319-4000 FAX:(510) 661-0888

This report shall not be reproduced except in full, without the written approval of UL Verification Services Inc.