MID CHANNEL, 5788 MHz

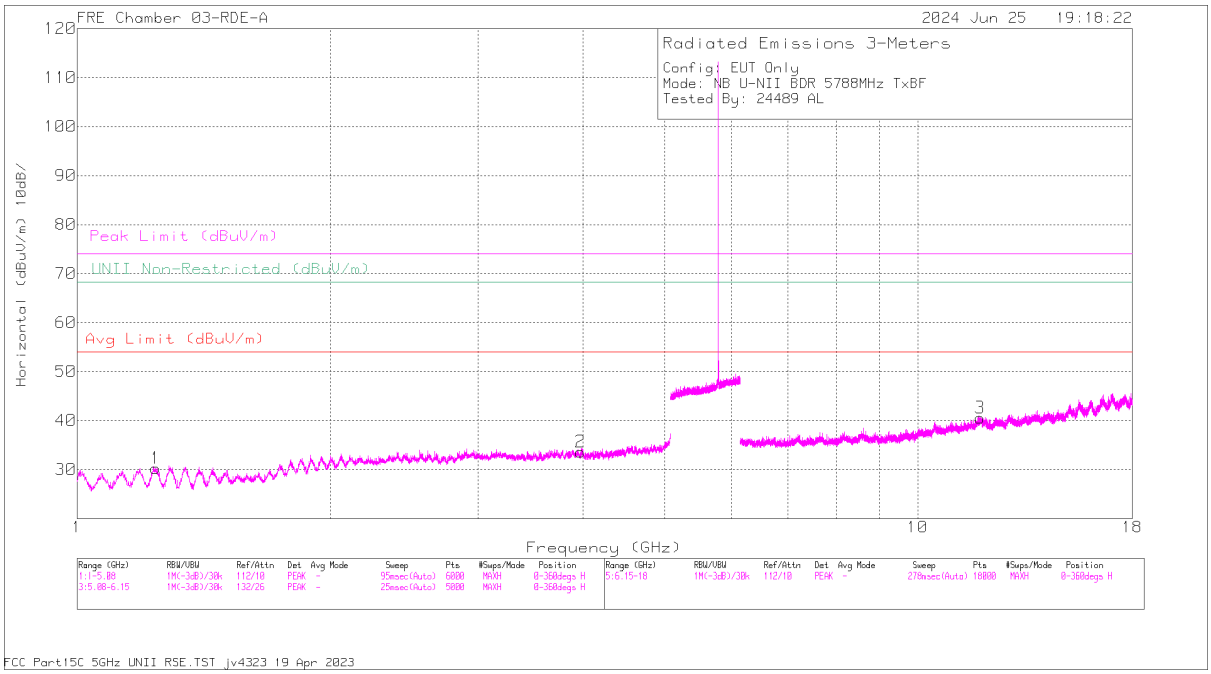

HORIZONTAL

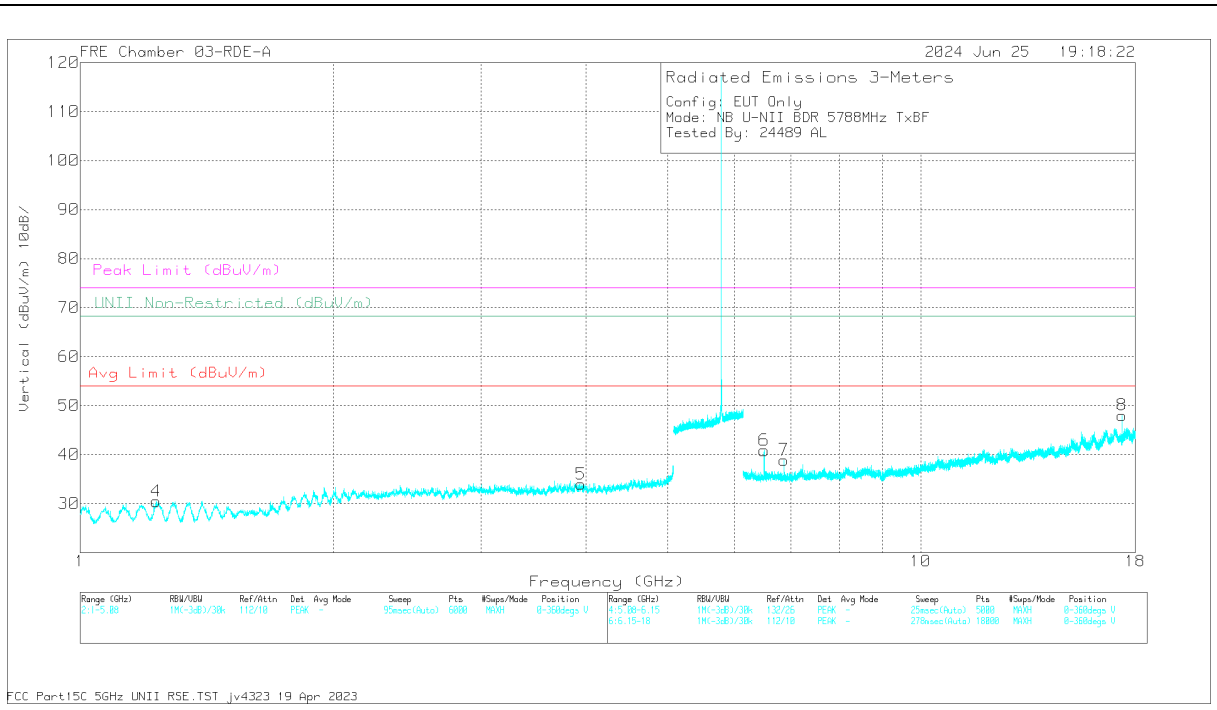

VERTICAL

UL VERIFICATION SERVICES INC.
47173 Benicia Street, Fremont, CA 94538; USA TEL:(510) 319-4000 FAX:(510) 661-0888

This report shall not be reproduced except in full, without the written approval of UL Verification Services Inc.

RADIATED EMISSIONS

Marker	Frequency (GHz)	Meter Reading (dBuV)	Det	226673 ACF (dB/m)	Gain/Loss (dB)	Corrected Reading (dBuV/m)	Avg Limit (dBuV/m)	Margin (dB)	Peak Limit (dBuV/m)	PK Margin (dB)	UNII Non-Restricted (dBuV/m)	PK Margin (dB)	Azimuth (Degs)	Height (cm)	Polarity
1	* 1.238675	61.96	PK-U	28.5	-50.06	40.4	-	-	74	-33.6	-	-	360	101	H
	* 1.238436	50.59	ADR	28.5	-50.06	29.03	54	-24.97	-	-	-	-	360	101	H
2	* 3.967924	57.1	PK-U	33.5	-47.25	43.35	-	-	74	-30.65	-	-	360	198	H
	* 3.968264	45.51	ADR	33.5	-47.26	31.75	54	-22.25	-	-	-	-	360	198	H
4	* 1.232316	62.16	PK-U	28.5	-50.08	40.58	-	-	74	-33.42	-	-	360	101	V
	* 1.232874	50.53	ADR	28.5	-50.07	28.96	54	-25.04	-	-	-	-	360	101	V
6	* 3.942561	57.52	PK-U	33.5	-47.22	43.8	-	-	74	-30.2	-	-	360	101	V
	* 3.942653	46.01	ADR	33.5	-47.22	32.29	54	-21.71	-	-	-	-	360	101	V
4	* 11.87138	53.57	PK-U	38.6	-42.93	49.24	-	-	74	-24.76	-	-	360	101	H
	* 11.87278	42.06	ADR	38.6	-42.92	37.74	54	-16.26	-	-	-	-	360	101	H
	6.511484	50.42	ADR	35.7	-45.69	40.43	-	-	-	-	-	-	239	111	V
6	6.51163	59.22	PK-U	35.7	-45.68	49.24	-	-	-	-	68.2	-18.96	239	111	V
7	6.873213	57.79	PK-U	35.8	-45.7	47.89	-	-	-	-	68.2	-20.31	233	256	V
	6.873226	48.62	ADR	35.8	-45.7	38.72	-	-	-	-	-	-	233	256	V
8	17.363942	55.38	PK-U	41.7	-39.65	57.43	-	-	-	-	68.2	-10.77	235	352	V
	17.363991	47.53	ADR	41.7	-39.65	49.58	-	-	-	-	-	-	235	352	V

* - indicates frequency in 47 CFR Pt 15 Restricted Band
PK-U - U-NII: Maximum Peak
ADR - U-NII AD primary method, RMS average

UL VERIFICATION SERVICES INC.
47173 Benicia Street, Fremont, CA 94538; USA TEL:(510) 319-4000 FAX:(510) 661-0888
This report shall not be reproduced except in full, without the written approval of UL Verification Services Inc.

HIGH CHANNEL, 5844 MHz

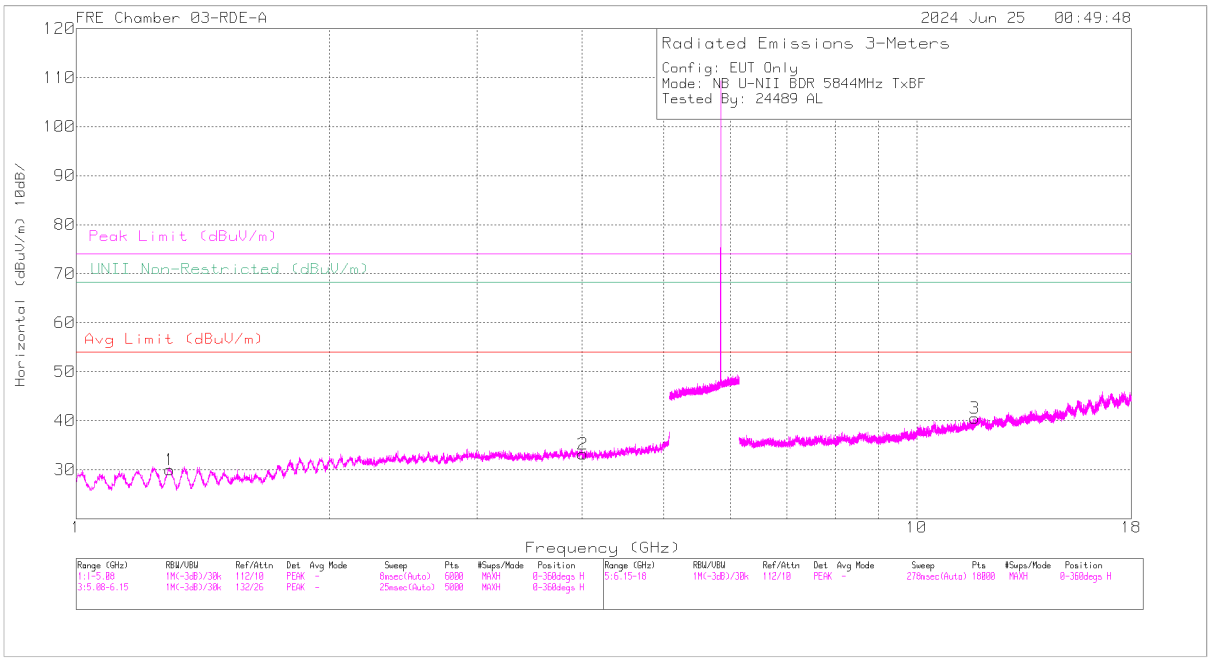

HORIZONTAL

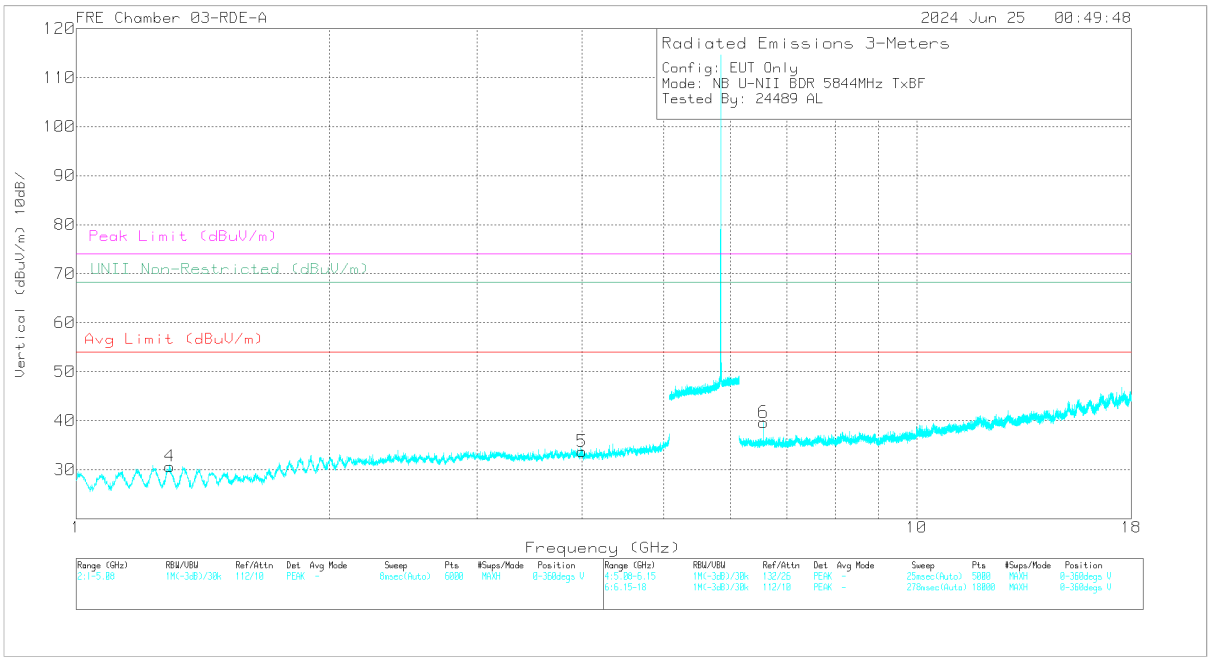

VERTICAL

UL VERIFICATION SERVICES INC.
47173 Benicia Street, Fremont, CA 94538; USA TEL:(510) 319-4000 FAX:(510) 661-0888

This report shall not be reproduced except in full, without the written approval of UL Verification Services Inc.

RADIATED EMISSIONS

Marker	Frequency (GHz)	Meter Reading (dBuV)	Det	226673 ACF (dB/m)	Gain/Loss (dB)	Corrected Reading (dBuV/m)	Avg Limit (dBuV/m)	Margin (dB)	Peak Limit (dBuV/m)	PK Margin (dB)	UNII Non-Restricted (dBuV/m)	PK Margin (dB)	Azimuth (Degs)	Height (cm)	Polarity
1	* 1.292509	62.01	PK-U	28.5	-49.98	40.53	-	-	74	-33.47	-	-	360	101	H
	* 1.292112	50.37	ADR	28.5	-49.99	28.88	54	-25.12	-	-	-	-	360	101	H
2	* 4.006686	57.17	PK-U	33.4	-46.94	43.63	-	-	74	-30.37	-	-	360	101	H
	* 4.006203	45.26	ADR	33.4	-46.93	31.73	54	-22.27	-	-	-	-	360	101	H
4	* 1.291537	62.29	PK-U	28.5	-49.99	40.8	-	-	74	-33.2	-	-	360	101	V
	* 1.293113	50.3	ADR	28.5	-49.97	28.83	54	-25.17	-	-	-	-	360	101	V
5	* 3.998874	57.56	PK-U	33.4	-47	43.96	-	-	74	-30.04	-	-	360	199	V
	* 3.999652	45.64	ADR	33.4	-47.01	32.03	54	-21.97	-	-	-	-	360	199	V
3	* 11.72262	54.51	PK-U	38.5	-43.08	49.93	-	-	74	-24.07	-	-	360	101	H
	* 11.72230	42.98	ADR	38.5	-43.09	38.39	54	-15.61	-	-	-	-	360	101	H
6	6.574371	57.83	PK-U	35.8	-45.7	47.93	-	-	-	-	68.2	-20.27	238	113	V
	6.574402	49.09	ADR	35.8	-45.7	39.19	-	-	-	-	-	-	238	113	V

* - indicates frequency in 47 CFR Pt 15 Restricted Band
PK-U - U-NII: Maximum Peak
ADR - U-NII AD primary method, RMS average

UL VERIFICATION SERVICES INC.
47173 Benicia Street, Fremont, CA 94538; USA TEL:(510) 319-4000 FAX:(510) 661-0888
This report shall not be reproduced except in full, without the written approval of UL Verification Services Inc.

10.1.15. BDR LOW POWER, UNII-3 BAND, BANDEDGE

ANT 6, SISO MODE

LOW CHANNEL, 5733 MHz

HORIZONTAL RESULT

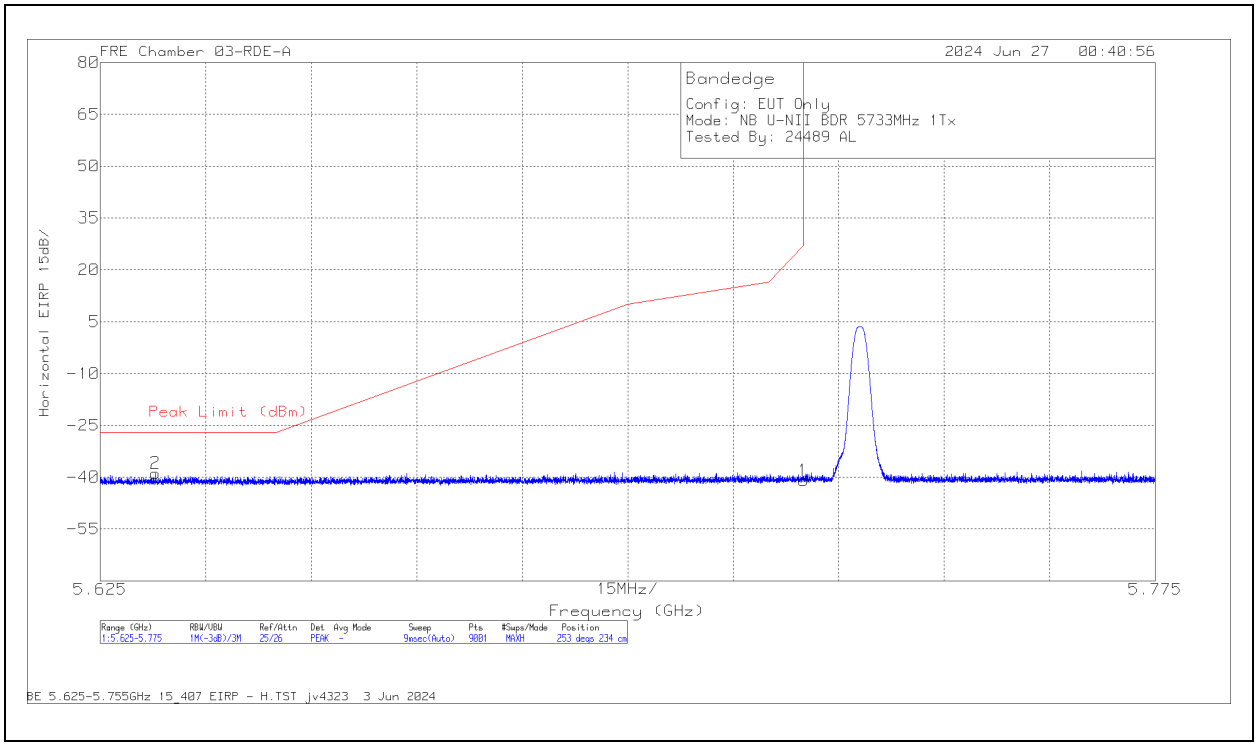

Marker	Frequency (GHz)	Meter Reading (dBm)	Det	226673 ACF (dB/m)	Conversion Factor (dB)	Gain/Loss (dB)	Corrected Reading EIRP (dBm)	Peak Limit (dBm)	PK Margin (dB)	Azimuth (Degs)	Height (cm)	Polarity
2	5.632817	-47.72	Pk	34.4	11.8	-37.34	-38.86	-27	-11.86	253	234	H
1	5.725	-50.19	Pk	34.6	11.8	-37.13	-40.92	27	-67.92	253	234	H

Pk - Peak detector

UL VERIFICATION SERVICES INC.
47173 Benicia Street, Fremont, CA 94538; USA TEL:(510) 319-4000 FAX:(510) 661-0888

This report shall not be reproduced except in full, without the written approval of UL Verification Services Inc.

VERTICAL RESULT

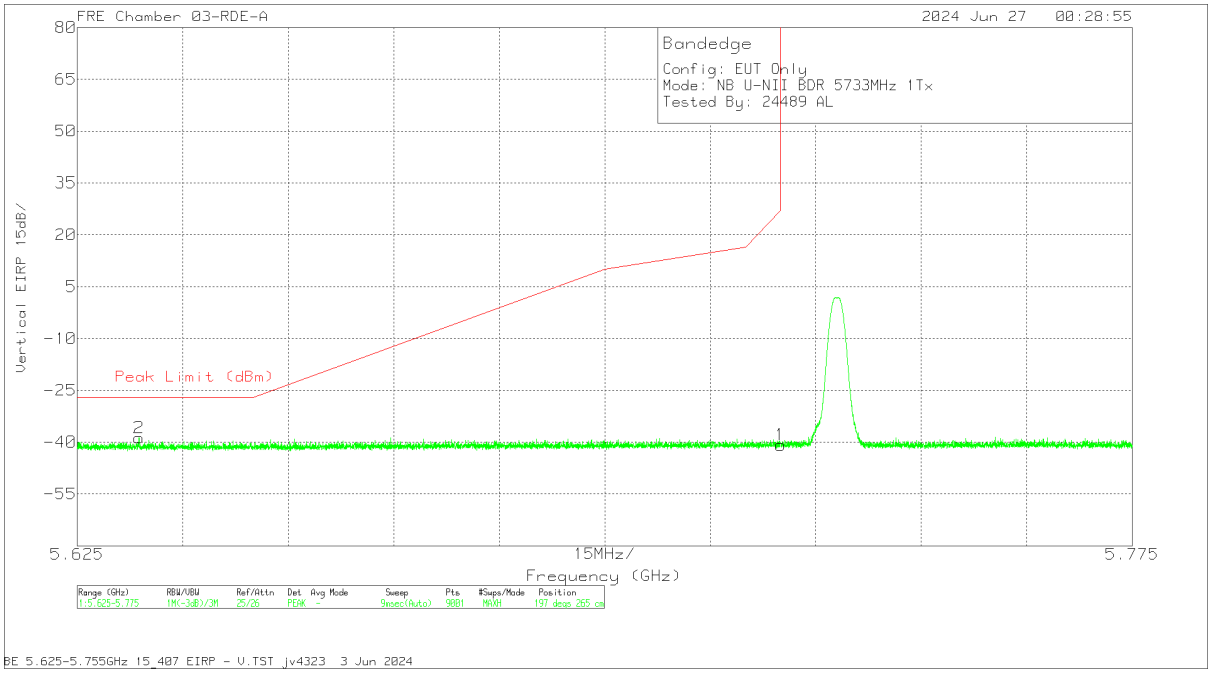

Marker	Frequency (GHz)	Meter Reading (dBm)	Det	226673 ACF (dB/m)	Conversion Factor (dB)	Gain/Loss (dB)	Corrected Reading EIRP (dBm)	Peak Limit (dBm)	PK Margin (dB)	Azimuth (Degs)	Height (cm)	Polarity
2	5.633784	-47.66	Pk	34.4	11.8	-37.32	-38.78	-27	-11.78	197	265	V
1	5.725	-50.08	Pk	34.6	11.8	-37.13	-40.81	27	-67.81	197	265	V

Pk - Peak detector

UL VERIFICATION SERVICES INC.
47173 Benicia Street, Fremont, CA 94538; USA TEL:(510) 319-4000 FAX:(510) 661-0888

This report shall not be reproduced except in full, without the written approval of UL Verification Services Inc.

HIGH CHANNEL, 5844 MHz

HORIZONTAL RESULT

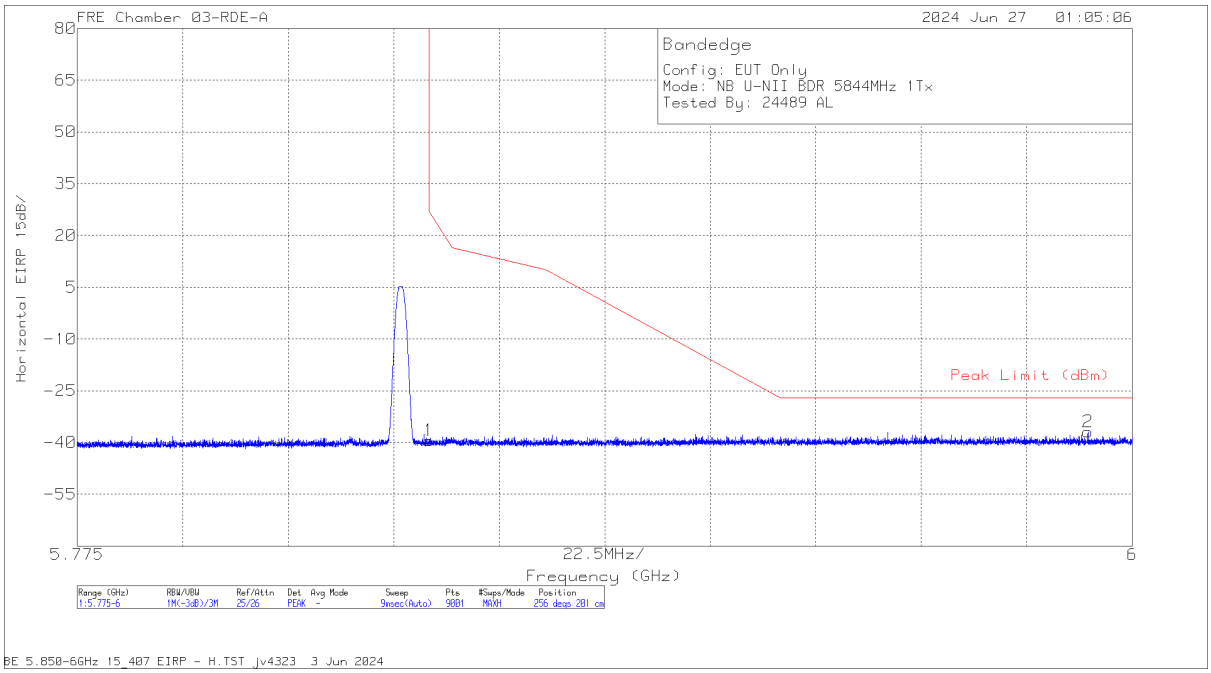

Marker	Frequency (GHz)	Meter Reading (dBm)	Det	226673 ACF (dB/m)	Conversion Factor (dB)	Gain/Loss (dB)	Corrected Reading EIRP (dBm)	Peak Limit (dBm)	PK Margin (dB)	Azimuth (Degs)	Height (cm)	Polarity
1	5.85	-49.32	Pk	35	11.8	-36.87	-39.39	27	-66.39	256	201	H
2	5.99055	-47.41	Pk	35.3	11.8	-36.59	-36.9	-27	-9.9	256	201	H

Pk - Peak detector

UL VERIFICATION SERVICES INC.
47173 Benicia Street, Fremont, CA 94538; USA TEL:(510) 319-4000 FAX:(510) 661-0888

This report shall not be reproduced except in full, without the written approval of UL Verification Services Inc.

VERTICAL RESULT

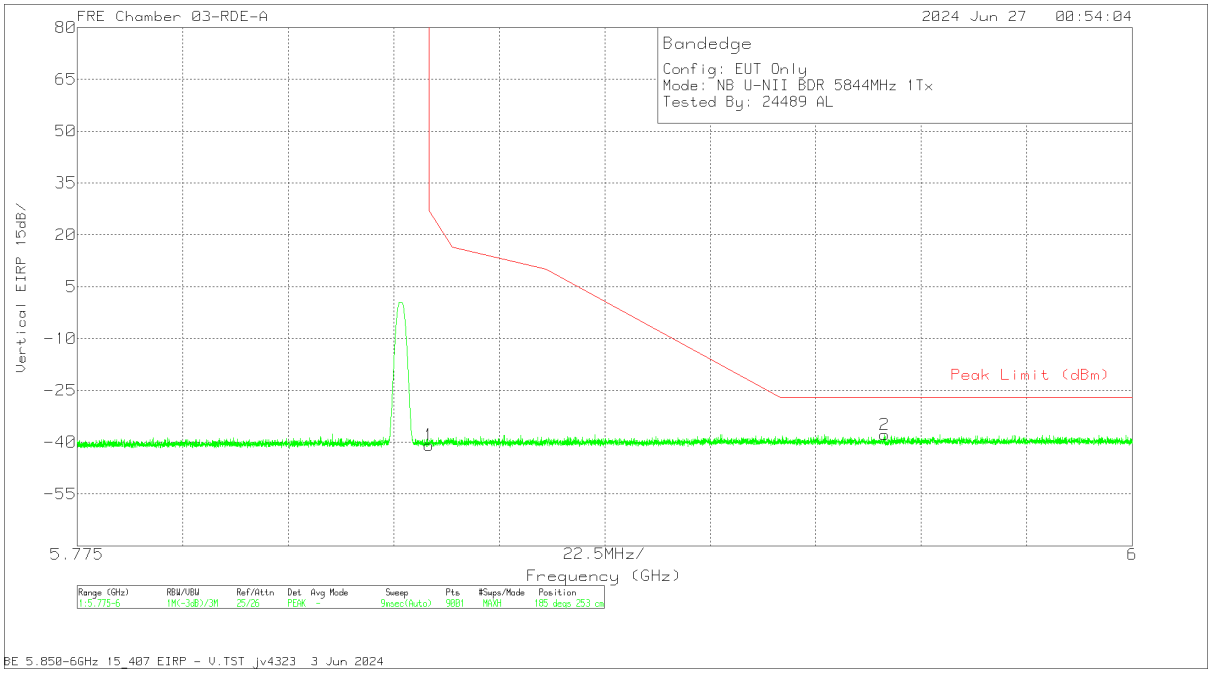

Marker	Frequency (GHz)	Meter Reading (dBm)	Det	226673 ACF (dB/m)	Conversion Factor (dB)	Gain/Loss (dB)	Corrected Reading EIRP (dBm)	Peak Limit (dBm)	PK Margin (dB)	Azimuth (Degs)	Height (cm)	Polarity
1	5.85	-50.84	Pk	35	11.8	-36.87	-40.91	27	-67.91	185	253	V
2	5.9472	-48.15	Pk	35.2	11.8	-36.69	-37.84	-27	-10.84	185	253	V

Pk - Peak detector

UL VERIFICATION SERVICES INC.
47173 Benicia Street, Fremont, CA 94538; USA TEL:(510) 319-4000 FAX:(510) 661-0888

This report shall not be reproduced except in full, without the written approval of UL Verification Services Inc.

ANT 5, SISO MODE

LOW CHANNEL, 5733 MHz

HORIZONTAL RESULT

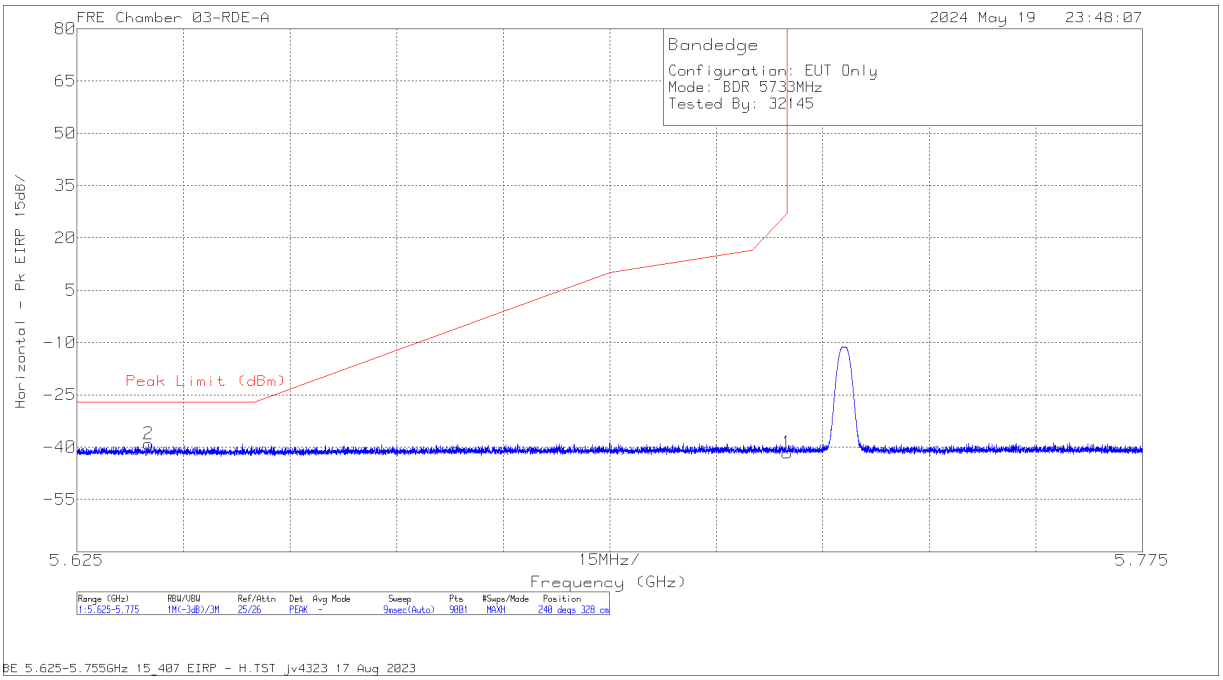

Marker	Frequency (GHz)	Meter Reading (dBm)	Det	226673 ACF (dB/m)	Conversion Factor (dB)	Gain/Loss (dB)	Corrected Reading EIRP(dBm)	Peak Limit (dBm)	PK Margin (dB)	Azimuth (Degs)	Height (cm)	Polarity
2	5.635084	-47.93	Pk	34.4	11.8	-37.32	-39.05	-27	-12.05	240	328	H
1	5.725	-50.82	Pk	34.6	11.8	-37.13	-41.55	27	-68.55	240	328	H

Pk - Peak detector

UL VERIFICATION SERVICES INC.
47173 Benicia Street, Fremont, CA 94538; USA TEL:(510) 319-4000 FAX:(510) 661-0888

This report shall not be reproduced except in full, without the written approval of UL Verification Services Inc.

VERTICAL RESULT

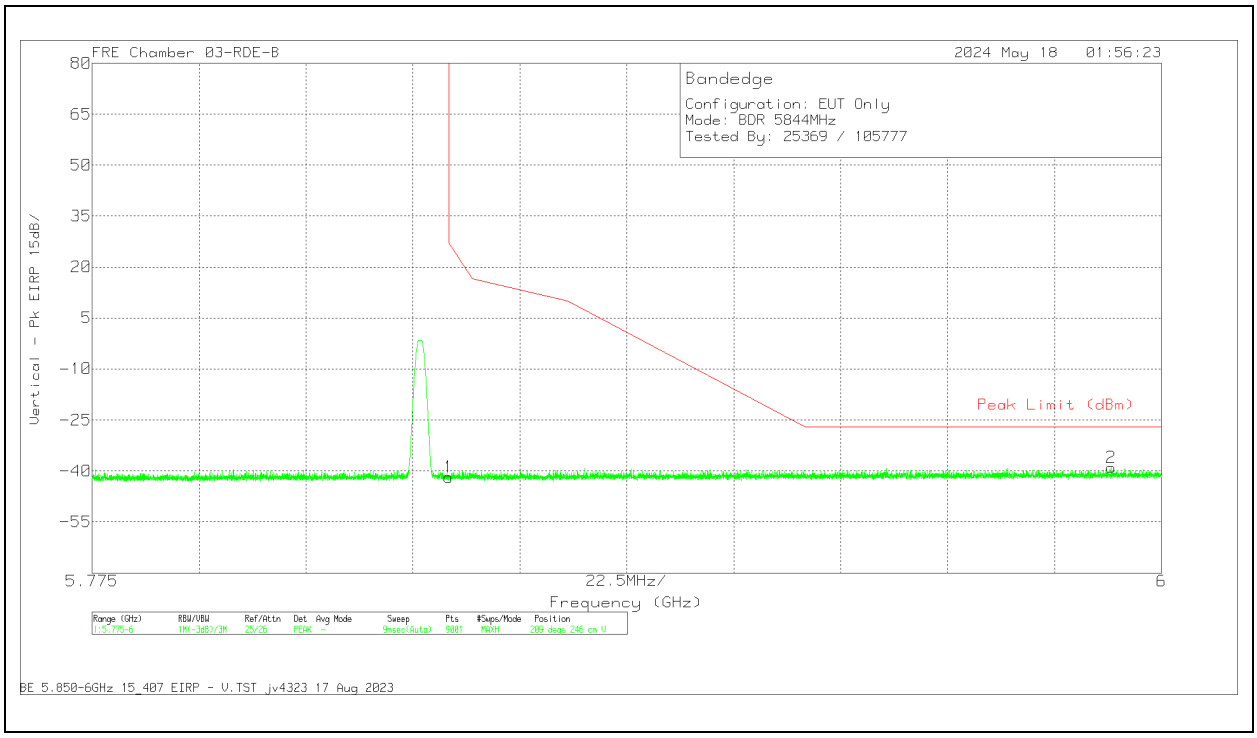

Marker	Frequency (GHz)	Meter Reading (dBm)	Det	226673 ACF (dB/m)	Conversion Factor (dB)	Gain/Loss (dB)	Corrected Reading EIRP(dBm)	Peak Limit (dBm)	PK Margin (dB)	Azimuth (Degs)	Height (cm)	Polarity
2	5.6389	-47.87	Pk	34.4	11.8	-37.35	-39.02	-27	-12.02	65	331	V
1	5.725	-50.51	Pk	34.6	11.8	-37.13	-41.24	27	-68.24	65	331	V

Pk - Peak detector

UL VERIFICATION SERVICES INC.
47173 Benicia Street, Fremont, CA 94538; USA TEL:(510) 319-4000 FAX:(510) 661-0888

This report shall not be reproduced except in full, without the written approval of UL Verification Services Inc.

HIGH CHANNEL, 5844 MHz

HORIZONTAL RESULT

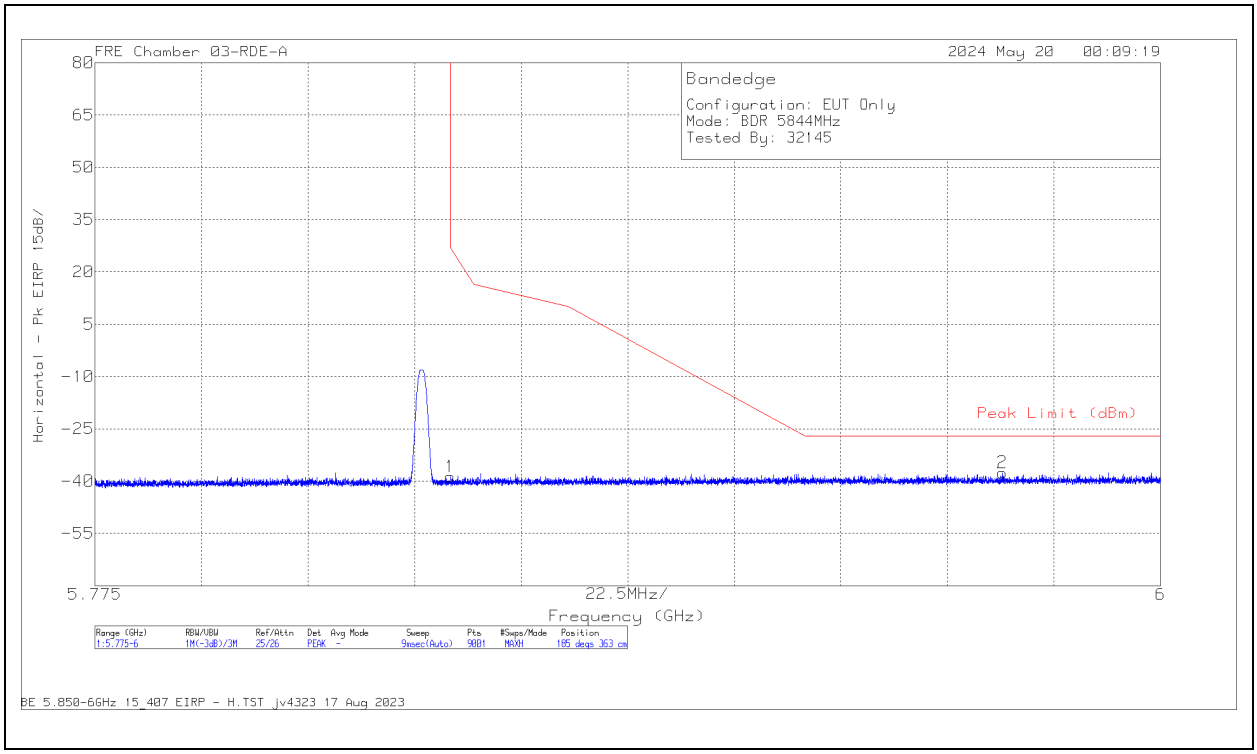

Marker	Frequency (GHz)	Meter Reading (dBm)	Det	226673 ACF (dB/m)	Conversion Factor (dB)	Gain/Loss (dB)	Corrected Reading EIRP(dBm)	Peak Limit (dBm)	PK Margin (dB)	Azimuth (Degs)	Height (cm)	Polarity
1	5.85	-48.69	Pk	35	11.8	-36.87	-38.76	27	-65.76	185	363	H
2	5.966575	-48.01	Pk	35.3	11.8	-36.66	-37.57	-27	-10.57	185	363	H

Pk - Peak detector

UL VERIFICATION SERVICES INC.
47173 Benicia Street, Fremont, CA 94538; USA TEL:(510) 319-4000 FAX:(510) 661-0888

This report shall not be reproduced except in full, without the written approval of UL Verification Services Inc.

VERTICAL RESULT

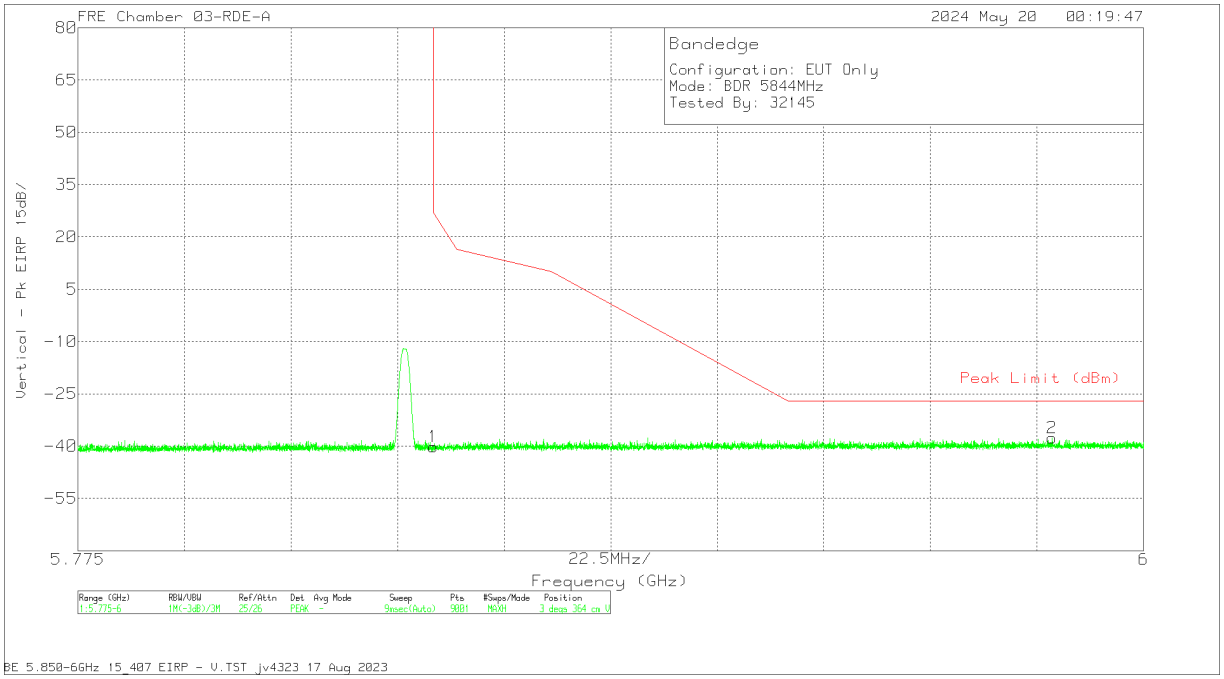

Marker	Frequency (GHz)	Meter Reading (dBm)	Det	226673 ACF (dB/m)	Conversion Factor (dB)	Gain/Loss (dB)	Corrected Reading EIRP(dBm)	Peak Limit (dBm)	PK Margin (dB)	Azimuth (Degs)	Height (cm)	Polarity
1	5.85	-50.15	Pk	35	11.8	-36.87	-40.22	27	-67.22	3	364	V
2	5.98065	-48.12	Pk	35.3	11.8	-36.63	-37.65	-27	-10.65	3	364	V

Pk - Peak detector

UL VERIFICATION SERVICES INC.
47173 Benicia Street, Fremont, CA 94538; USA TEL:(510) 319-4000 FAX:(510) 661-0888

This report shall not be reproduced except in full, without the written approval of UL Verification Services Inc.

ANT 6 + ANT 5, MIMO TXBF MODE

LOW CHANNEL, 5733 MHz

HORIZONTAL RESULT

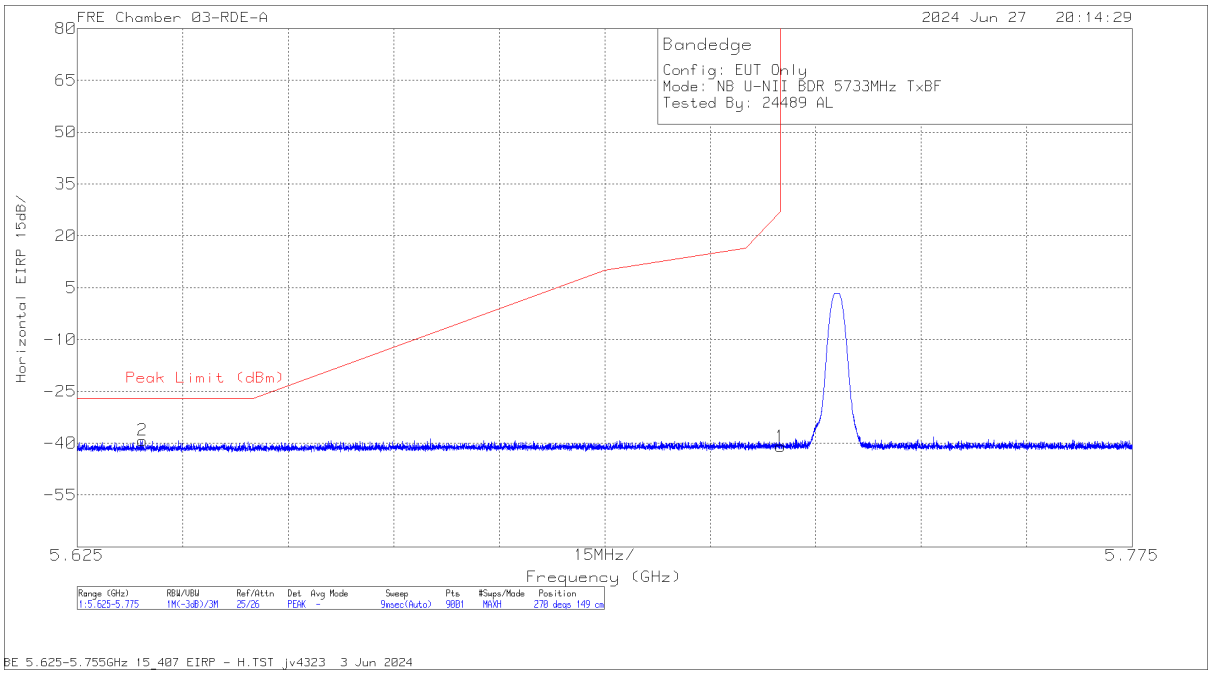

Marker	Frequency (GHz)	Meter Reading (dBm)	Det	226673 ACF (dB/m)	Conversion Factor (dB)	Gain/Loss (dB)	Corrected Reading EIRP (dBm)	Peak Limit (dBm)	PK Margin (dB)	Azimuth (Degs)	Height (cm)	Polarity
2	5.63425	-48.08	Pk	34.4	11.8	-37.32	-39.2	-27	-12.2	270	149	H
1	5.725	-50.2	Pk	34.6	11.8	-37.13	-40.93	27	-67.93	270	149	H

Pk - Peak detector

UL VERIFICATION SERVICES INC.
47173 Benicia Street, Fremont, CA 94538; USA TEL:(510) 319-4000 FAX:(510) 661-0888

This report shall not be reproduced except in full, without the written approval of UL Verification Services Inc.

VERTICAL RESULT

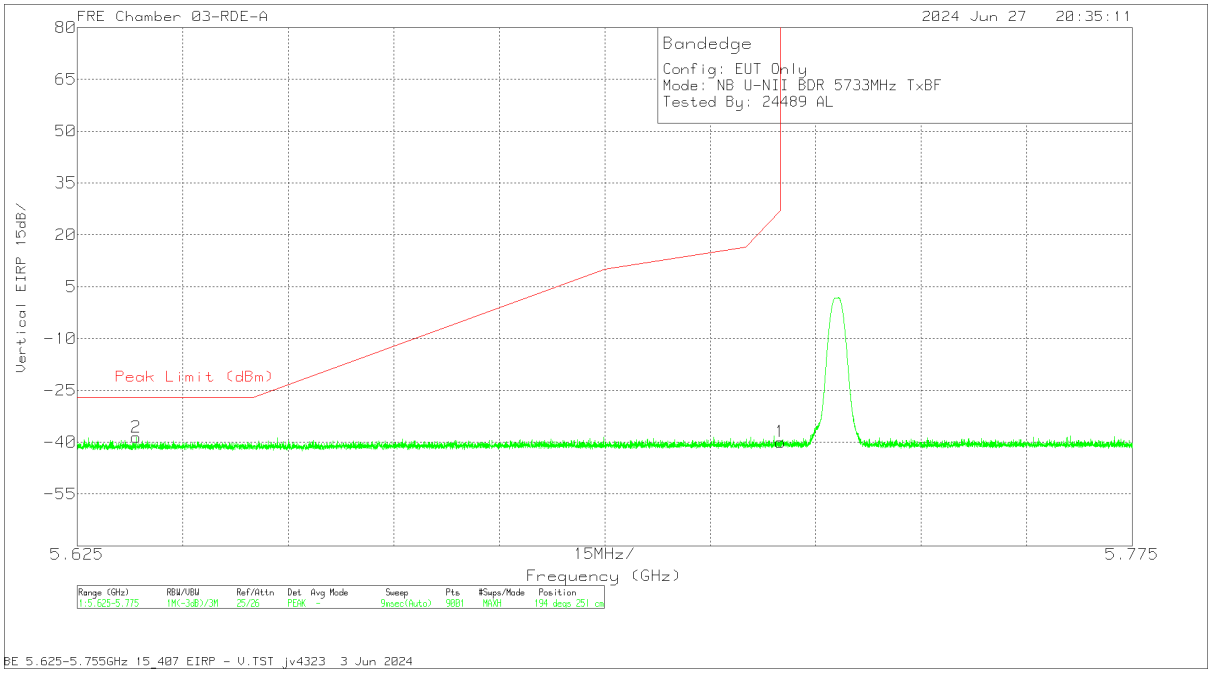

Marker	Frequency (GHz)	Meter Reading (dBm)	Det	226673 ACF (dB/m)	Conversion Factor (dB)	Gain/Loss (dB)	Corrected Reading EIRP (dBm)	Peak Limit (dBm)	PK Margin (dB)	Azimuth (Degs)	Height (cm)	Polarity
2	5.633384	-47.42	Pk	34.4	11.8	-37.33	-38.55	-27	-11.55	194	251	V
1	5.725	-49.19	Pk	34.6	11.8	-37.13	-39.92	27	-66.92	194	251	V

Pk - Peak detector

UL VERIFICATION SERVICES INC.
47173 Benicia Street, Fremont, CA 94538; USA TEL:(510) 319-4000 FAX:(510) 661-0888

This report shall not be reproduced except in full, without the written approval of UL Verification Services Inc.

HIGH CHANNEL, 5844 MHz

HORIZONTAL RESULT

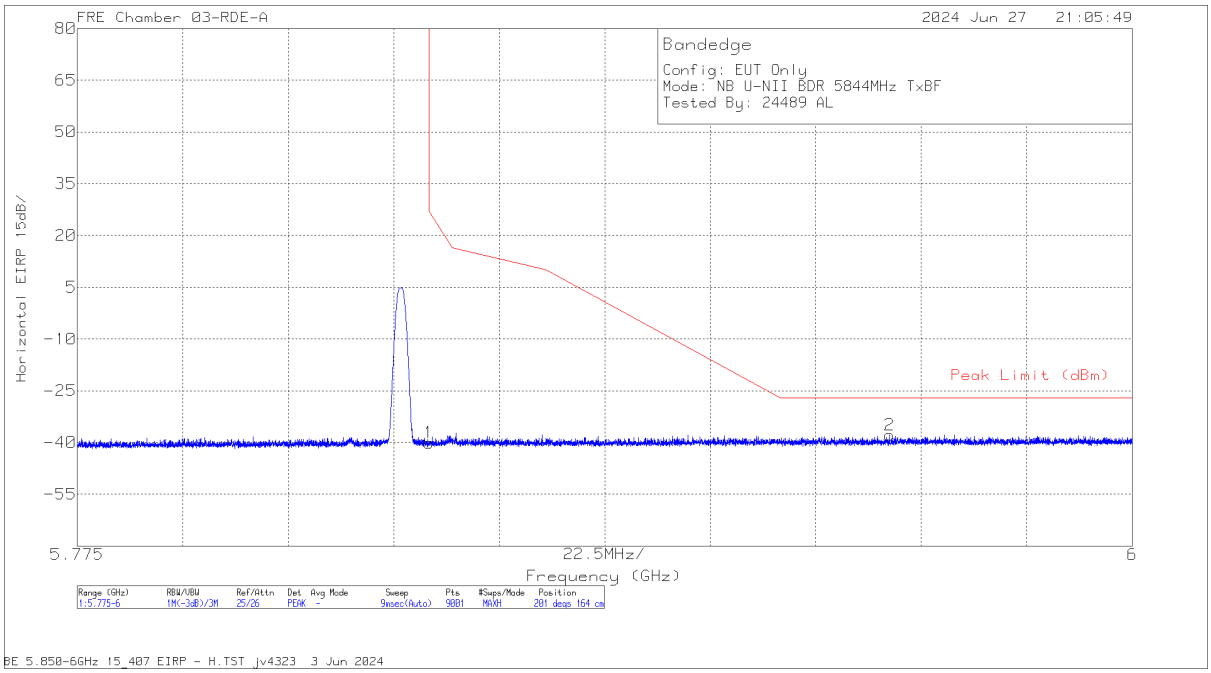

Marker	Frequency (GHz)	Meter Reading (dBm)	Det	226673 ACF (dB/m)	Conversion Factor (dB)	Gain/Loss (dB)	Corrected Reading EIRP (dBm)	Peak Limit (dBm)	PK Margin (dB)	Azimuth (Degs)	Height (cm)	Polarity
1	5.85	-50.01	Pk	35	11.8	-36.87	-40.08	27	-67.08	201	164	H
2	5.948275	-48.14	Pk	35.2	11.8	-36.69	-37.83	-27	-10.83	201	164	H

Pk - Peak detector

UL VERIFICATION SERVICES INC.
47173 Benicia Street, Fremont, CA 94538; USA TEL:(510) 319-4000 FAX:(510) 661-0888

This report shall not be reproduced except in full, without the written approval of UL Verification Services Inc.

VERTICAL RESULT

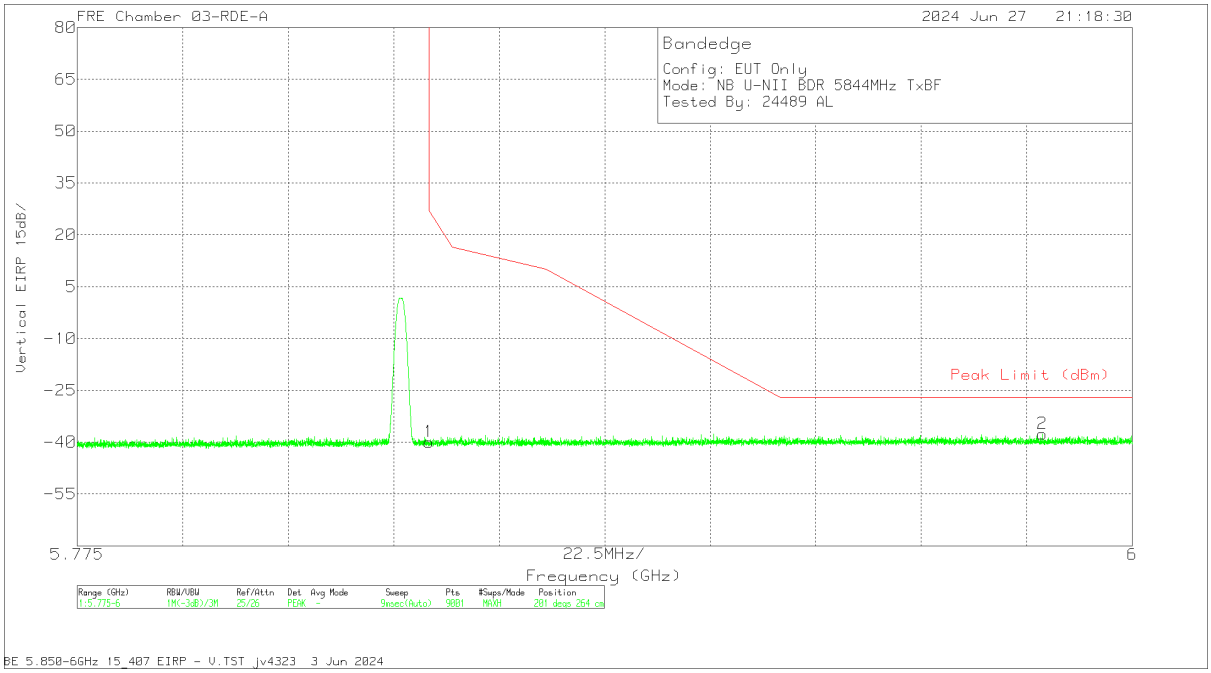

Marker	Frequency (GHz)	Meter Reading (dBm)	Det	226673 ACF (dB/m)	Conversion Factor (dB)	Gain/Loss (dB)	Corrected Reading EIRP (dBm)	Peak Limit (dBm)	PK Margin (dB)	Azimuth (Degs)	Height (cm)	Polarity
1	5.85	-49.86	Pk	35	11.8	-36.87	-39.93	27	-66.93	201	264	V
2	5.980775	-48.03	Pk	35.3	11.8	-36.63	-37.56	-27	-10.56	201	264	V

Pk - Peak detector

UL VERIFICATION SERVICES INC.
47173 Benicia Street, Fremont, CA 94538; USA TEL:(510) 319-4000 FAX:(510) 661-0888

This report shall not be reproduced except in full, without the written approval of UL Verification Services Inc.

10.1.16. BDR LOW POWER, UNII-3 BAND, MIMO TXBF MODE, HARMONIC AND SPURIOUS

LOW CHANNEL, 5733 MHz

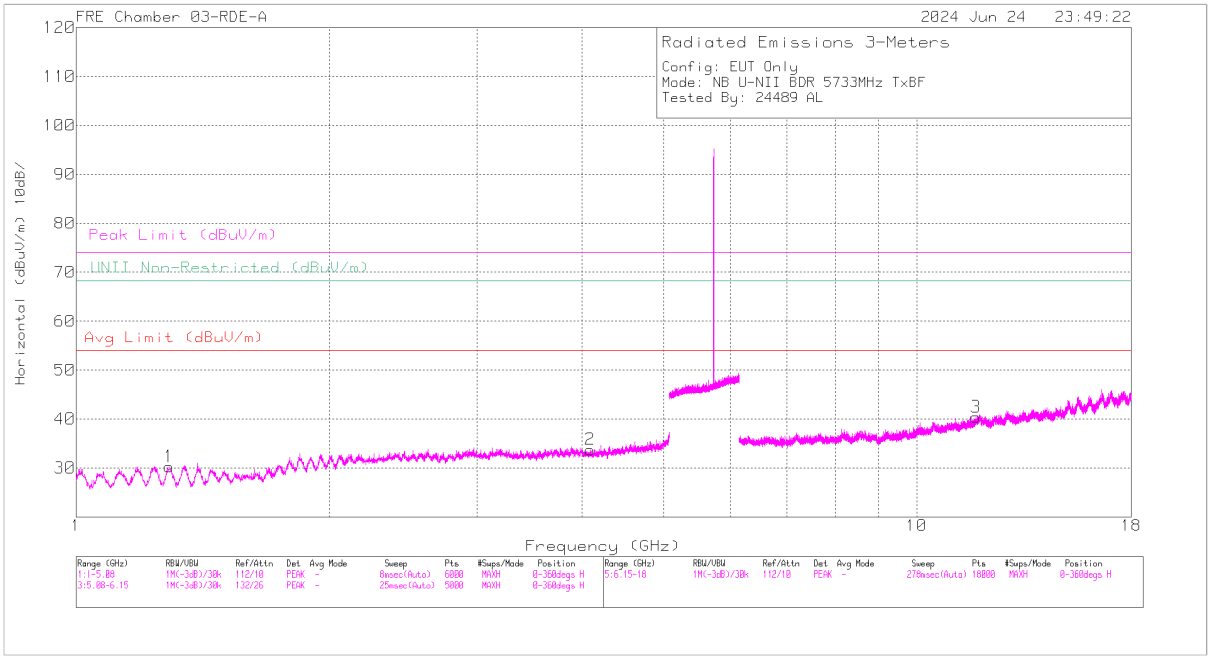

HORIZONTAL

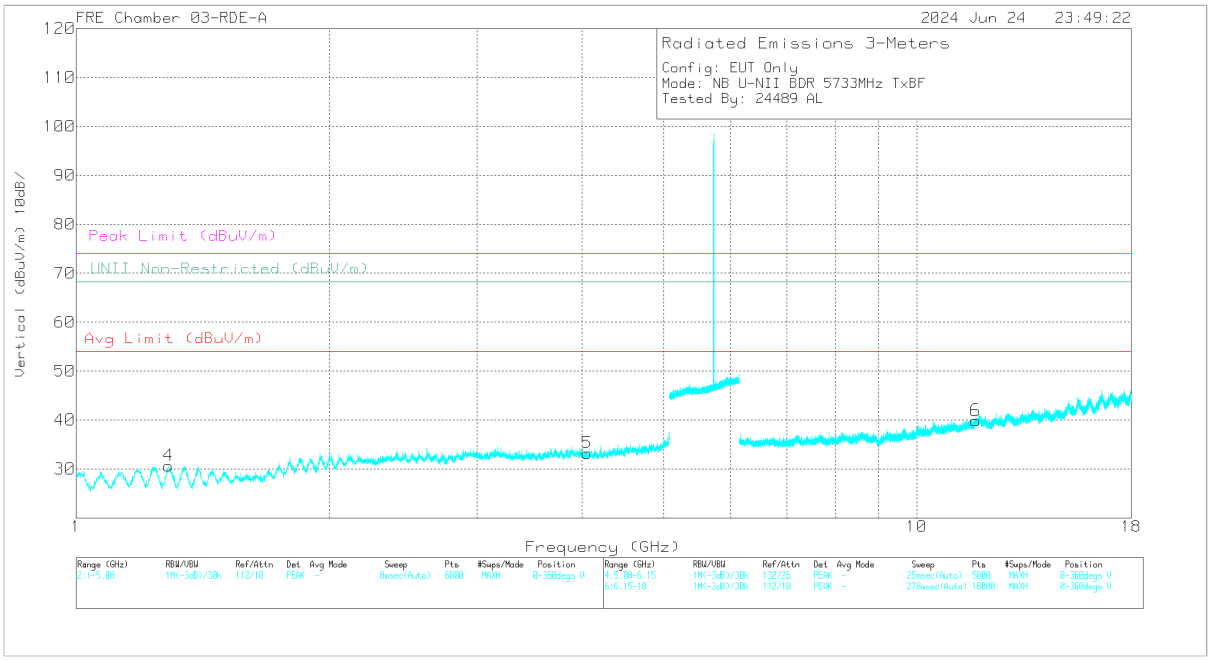

VERTICAL

UL VERIFICATION SERVICES INC.
47173 Benicia Street, Fremont, CA 94538; USA TEL:(510) 319-4000 FAX:(510) 661-0888
This report shall not be reproduced except in full, without the written approval of UL Verification Services Inc.

RADIATED EMISSIONS

Marker	Frequency (GHz)	Meter Reading (dBuV)	Det	226673 ACF (dB/m)	Gain/Loss (dB)	Corrected Reading (dBuV/m)	Avg Limit (dBuV/m)	Margin (dB)	Peak Limit (dBuV/m)	PK Margin (dB)	Azimuth (Degs)	Height (cm)	Polarity
1	* 1.288052	62.17	PK-U	28.5	-49.93	40.74	-	-	74	-33.26	2	101	H
	* 1.290896	50.54	ADR	28.5	-49.98	29.06	54	-24.94	-	-	2	101	H
2	* 4.091646	58.09	PK-U	33.4	-47.03	44.46	-	-	74	-29.54	2	101	H
	* 4.089883	45.48	ADR	33.4	-46.99	31.89	54	-22.11	-	-	2	101	H
4	* 1.288633	62.03	PK-U	28.5	-49.94	40.59	-	-	74	-33.41	2	101	V
	* 1.288477	50.47	ADR	28.5	-49.94	29.03	54	-24.97	-	-	2	101	V
5	* 4.049861	56.54	PK-U	33.4	-46.92	43.02	-	-	74	-30.98	2	101	V
	* 4.052063	45.26	ADR	33.4	-46.9	31.76	54	-22.24	-	-	2	101	V
3	* 11.76775	54.24	PK-U	38.5	-43.09	49.65	-	-	74	-24.35	2	199	H
	* 11.76799	42.68	ADR	38.5	-43.09	38.09	54	-15.91	-	-	2	199	H
6	* 11.75356	54.06	PK-U	38.5	-43.08	49.48	-	-	74	-24.52	2	101	V
	* 11.75400	42.78	ADR	38.5	-43.08	38.2	54	-15.8	-	-	2	101	V

* - indicates frequency in 47 CFR Pt 15 Restricted Band
PK-U - U-NII: Maximum Peak
ADR - U-NII AD primary method, RMS average

UL VERIFICATION SERVICES INC.
47173 Benicia Street, Fremont, CA 94538; USA TEL:(510) 319-4000 FAX:(510) 661-0888
This report shall not be reproduced except in full, without the written approval of UL Verification Services Inc.

MID CHANNEL, 5788 MHz

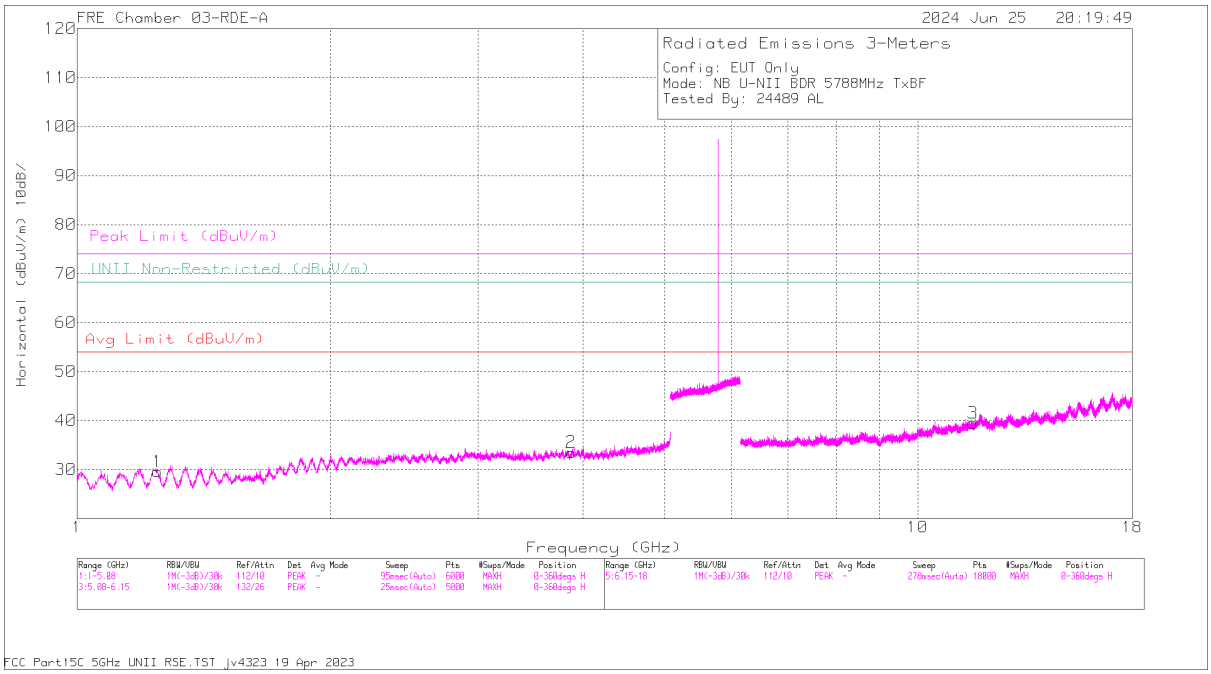

HORIZONTAL

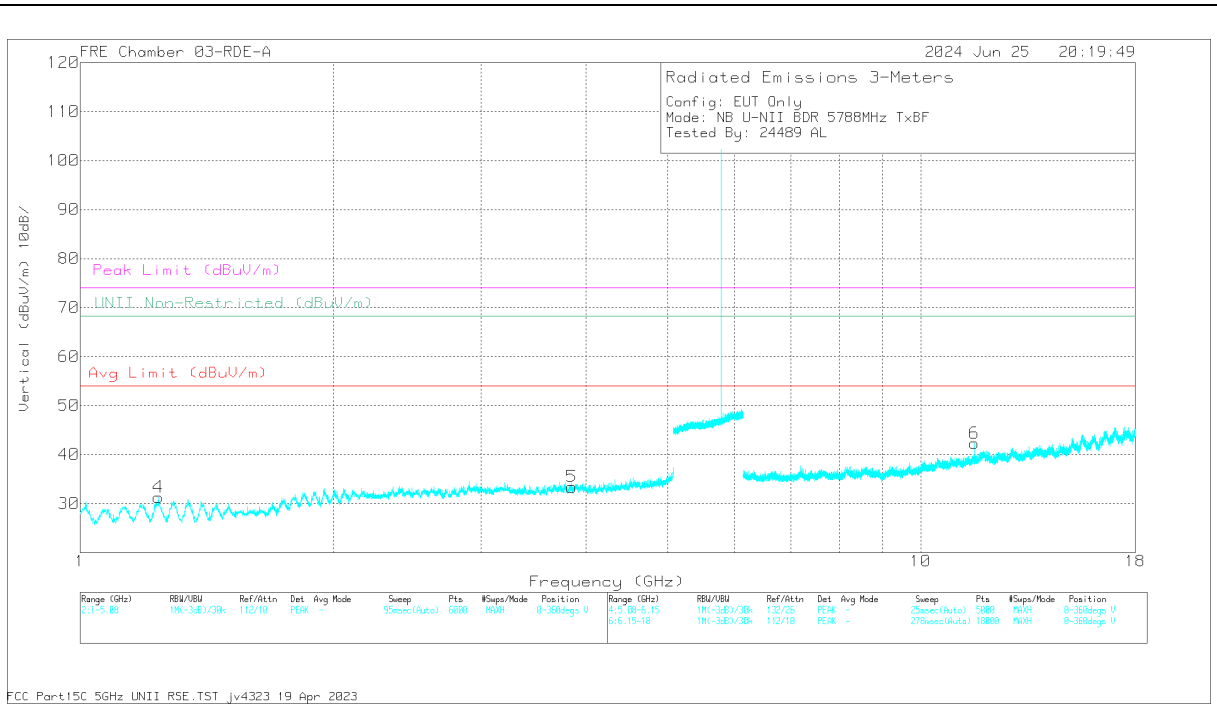

VERTICAL

UL VERIFICATION SERVICES INC.
47173 Benicia Street, Fremont, CA 94538; USA TEL:(510) 319-4000 FAX:(510) 661-0888

This report shall not be reproduced except in full, without the written approval of UL Verification Services Inc.

RADIATED EMISSIONS

Marker	Frequency (GHz)	Meter Reading (dBuV)	Det	226673 ACF (dB/m)	Gain/Loss (dB)	Corrected Reading (dBuV/m)	Avg Limit (dBuV/m)	Margin (dB)	Peak Limit (dBuV/m)	PK Margin (dB)	Azimuth (Degs)	Height (cm)	Polarity
1	* 1.245512	61.58	PK-U	28.5	-50.12	39.96	-	-	74	-34.04	360	198	H
	* 1.245079	49.8	ADR	28.5	-50.14	28.16	54	-25.84	-	-	360	198	H
2	* 3.86857	57.16	PK-U	33.5	-47.32	43.34	-	-	74	-30.66	360	198	H
	* 3.867915	45.87	ADR	33.5	-47.34	32.03	54	-21.97	-	-	360	198	H
4	* 1.239998	62.2	PK-U	28.5	-50.09	40.61	-	-	74	-33.39	360	101	V
	* 1.239752	50.58	ADR	28.5	-50.08	29	54	-25	-	-	360	101	V
5	* 3.846658	57.58	PK-U	33.5	-47.24	43.84	-	-	74	-30.16	360	101	V
	* 3.844618	45.75	ADR	33.5	-47.2	32.05	54	-21.95	-	-	360	101	V
3	* 11.63129	54.95	PK-U	38.4	-43.35	50	-	-	74	-24	360	199	H
	* 11.63223	42.52	ADR	38.4	-43.34	37.58	54	-16.42	-	-	360	199	H
6	* 11.57632	56.54	PK-U	38.3	-43.34	51.5	-	-	74	-22.5	66	320	V
	* 11.57600	47.26	ADR	38.3	-43.35	42.21	54	-11.79	-	-	66	320	V

* - indicates frequency in 47 CFR Pt 15 Restricted Band
PK-U - U-NII: Maximum Peak
ADR - U-NII AD primary method, RMS average

UL VERIFICATION SERVICES INC.
47173 Benicia Street, Fremont, CA 94538; USA TEL:(510) 319-4000 FAX:(510) 661-0888
This report shall not be reproduced except in full, without the written approval of UL Verification Services Inc.

HIGH CHANNEL, 5844 MHz

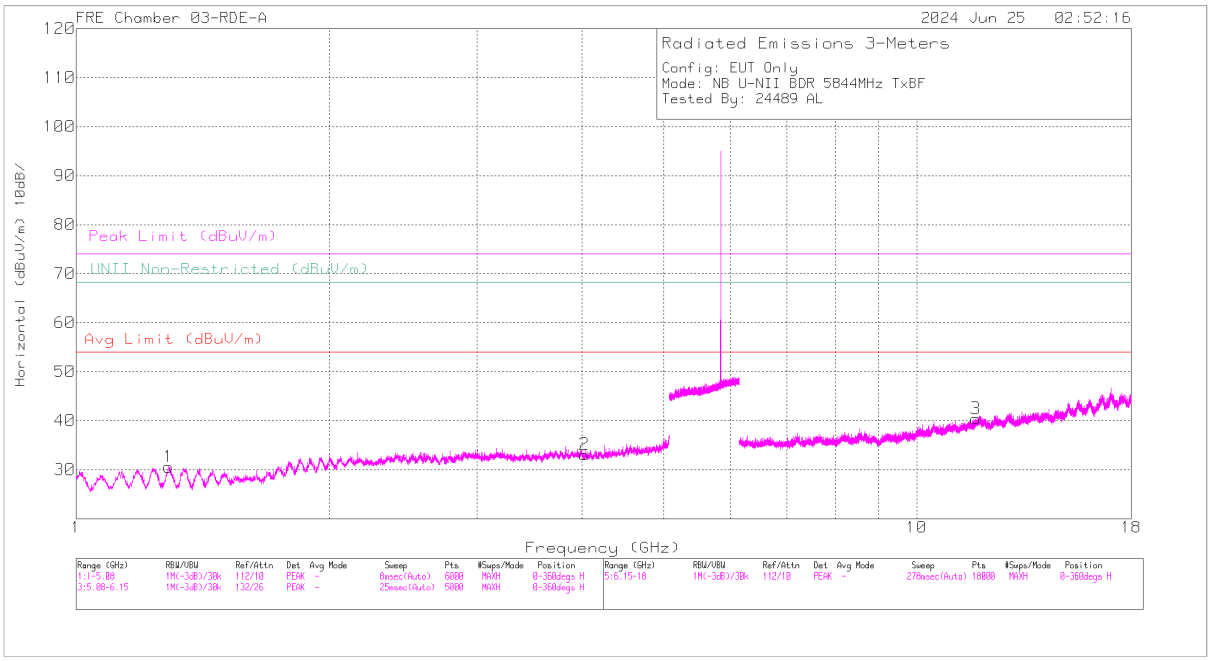

HORIZONTAL

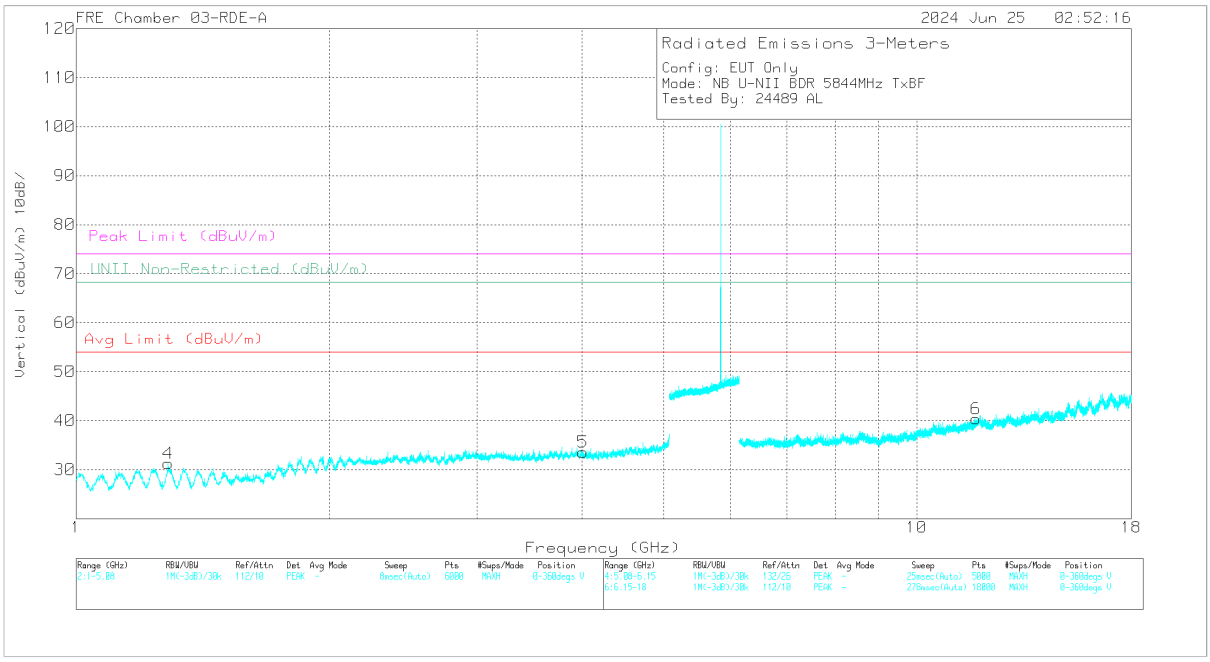

VERTICAL

UL VERIFICATION SERVICES INC.
47173 Benicia Street, Fremont, CA 94538; USA TEL:(510) 319-4000 FAX:(510) 661-0888

This report shall not be reproduced except in full, without the written approval of UL Verification Services Inc.

RADIATED EMISSIONS

Marker	Frequency (GHz)	Meter Reading (dBuV)	Det	226673 ACF (dB/m)	Gain/Loss (dB)	Corrected Reading (dBuV/m)	Avg Limit (dBuV/m)	Margin (dB)	Peak Limit (dBuV/m)	PK Margin (dB)	Azimuth (Degs)	Height (cm)	Polarity
1	* 1.286434	61.86	PK-U	28.5	-49.9	40.46	-	-	74	-33.54	360	199	H
	* 1.288929	50.42	ADR	28.5	-49.95	28.97	54	-25.03	-	-	360	199	H
2	* 4.025234	56.79	PK-U	33.4	-47.13	43.06	-	-	74	-30.94	360	101	H
	* 4.023766	45.35	ADR	33.4	-47.11	31.64	54	-22.36	-	-	360	101	H
4	* 1.287256	62.1	PK-U	28.5	-49.92	40.68	-	-	74	-33.32	360	199	V
	* 1.286395	50.18	ADR	28.5	-49.9	28.78	54	-25.22	-	-	360	199	V
5	* 4.006869	56.9	PK-U	33.4	-46.95	43.35	-	-	74	-30.65	360	199	V
	* 4.006268	45.47	ADR	33.4	-46.94	31.93	54	-22.07	-	-	360	199	V
3	* 11.75080	54.37	PK-U	38.5	-43.11	49.76	-	-	74	-24.24	360	101	H
	* 11.75381	42.84	ADR	38.5	-43.08	38.26	54	-15.74	-	-	360	101	H
6	* 11.75745	54.68	PK-U	38.5	-43.1	50.08	-	-	74	-23.92	360	101	V
	* 11.75743	42.93	ADR	38.5	-43.1	38.33	54	-15.67	-	-	360	101	V

* - indicates frequency in 47 CFR Pt 15 Restricted Band
PK-U - U-NII: Maximum Peak
ADR - U-NII AD primary method, RMS average

UL VERIFICATION SERVICES INC.
47173 Benicia Street, Fremont, CA 94538; USA TEL:(510) 319-4000 FAX:(510) 661-0888
This report shall not be reproduced except in full, without the written approval of UL Verification Services Inc.

10.1.17. HDR 4 HIGH POWER, UNII-3 BAND, BANDEDGE

ANT 6, SISO MODE

LOW CHANNEL, 5733 MHz

HORIZONTAL RESULT

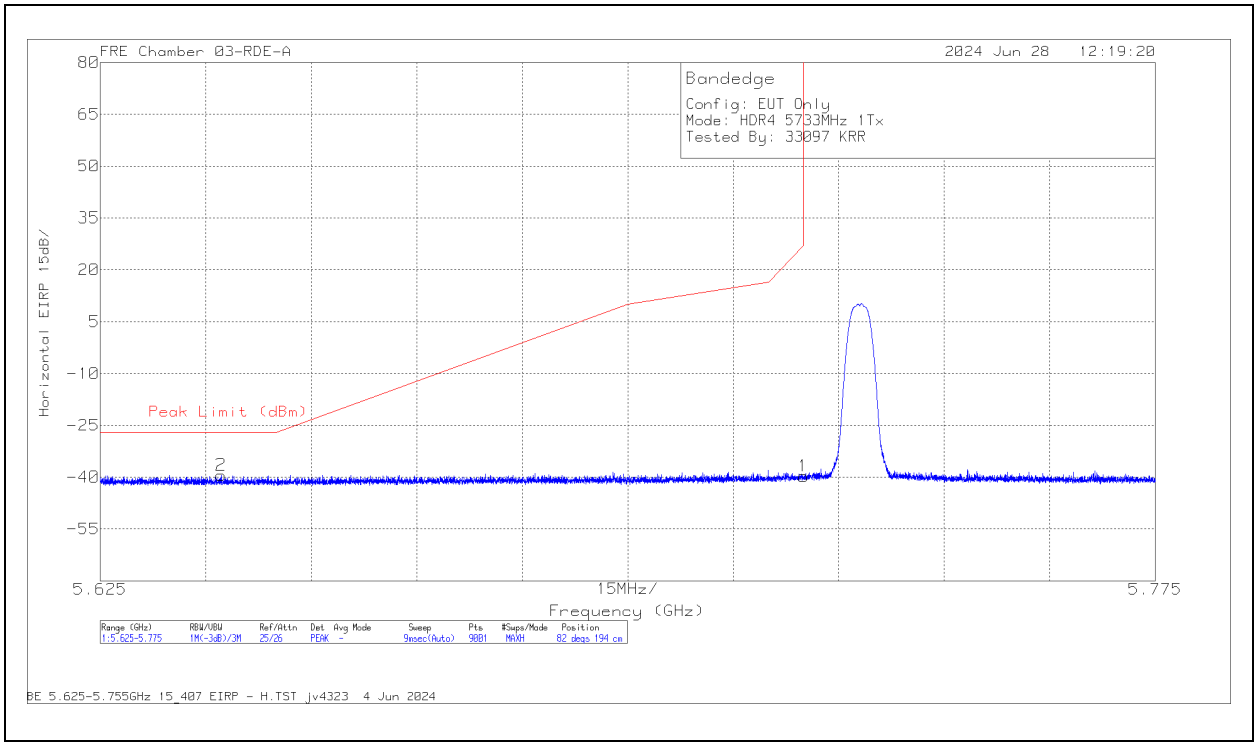

Marker	Frequency (GHz)	Meter Reading (dBm)	Det	226673 ACF (dB/m)	Conversion Factor (dB)	Gain/Loss (dB)	Corrected Reading EIRP (dBm)	Peak Limit (dBm)	PK Margin (dB)	Azimuth (Degs)	Height (cm)	Polarity
2	5.642184	-48.26	Pk	34.4	11.8	-37.33	-39.39	-27	-12.39	82	194	H
1	5.725	-49	Pk	34.6	11.8	-37.13	-39.73	27	-66.73	82	194	H

Pk - Peak detector

UL VERIFICATION SERVICES INC.
47173 Benicia Street, Fremont, CA 94538; USA TEL:(510) 319-4000 FAX:(510) 661-0888

This report shall not be reproduced except in full, without the written approval of UL Verification Services Inc.

VERTICAL RESULT

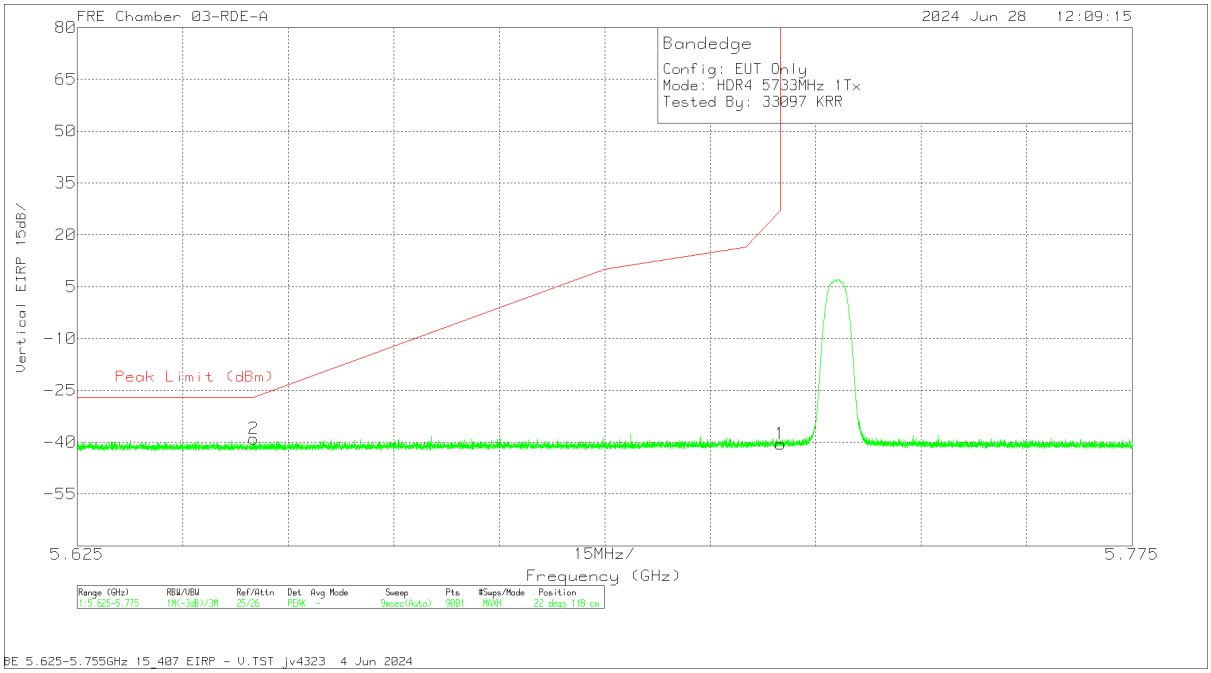

Marker	Frequency (GHz)	Meter Reading (dBm)	Det	226673 ACF (dB/m)	Conversion Factor (dB)	Gain/Loss (dB)	Corrected Reading EIRP (dBm)	Peak Limit (dBm)	PK Margin (dB)	Azimuth (Degs)	Height (cm)	Polarity
2	5.650117	-47.94	Pk	34.4	11.8	-37.26	-39	-26.91	-12.09	22	118	V
1	5.725	-49.79	Pk	34.6	11.8	-37.13	-40.52	27	-67.52	22	118	V

Pk - Peak detector

UL VERIFICATION SERVICES INC.
47173 Benicia Street, Fremont, CA 94538; USA TEL:(510) 319-4000 FAX:(510) 661-0888

This report shall not be reproduced except in full, without the written approval of UL Verification Services Inc.

HIGH CHANNEL, 5844 MHz

HORIZONTAL RESULT

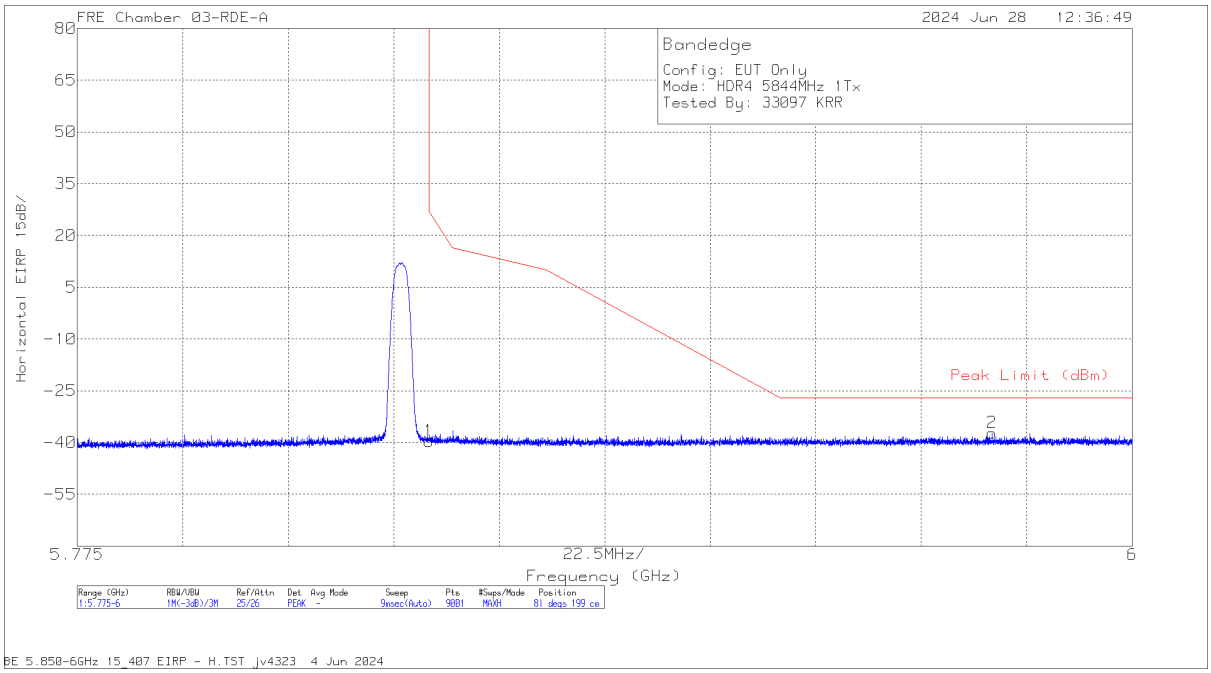

Marker	Frequency (GHz)	Meter Reading (dBm)	Det	226673 ACF (dB/m)	Conversion Factor (dB)	Gain/Loss (dB)	Corrected Reading EIRP (dBm)	Peak Limit (dBm)	PK Margin (dB)	Azimuth (Degs)	Height (cm)	Polarity
1	5.85	-49.45	Pk	35	11.8	-36.87	-39.52	27	-66.52	81	199	H
2	5.970125	-47.67	Pk	35.3	11.8	-36.63	-37.2	-27	-10.2	81	199	H

Pk - Peak detector

UL VERIFICATION SERVICES INC.
47173 Benicia Street, Fremont, CA 94538; USA TEL:(510) 319-4000 FAX:(510) 661-0888

This report shall not be reproduced except in full, without the written approval of UL Verification Services Inc.

VERTICAL RESULT

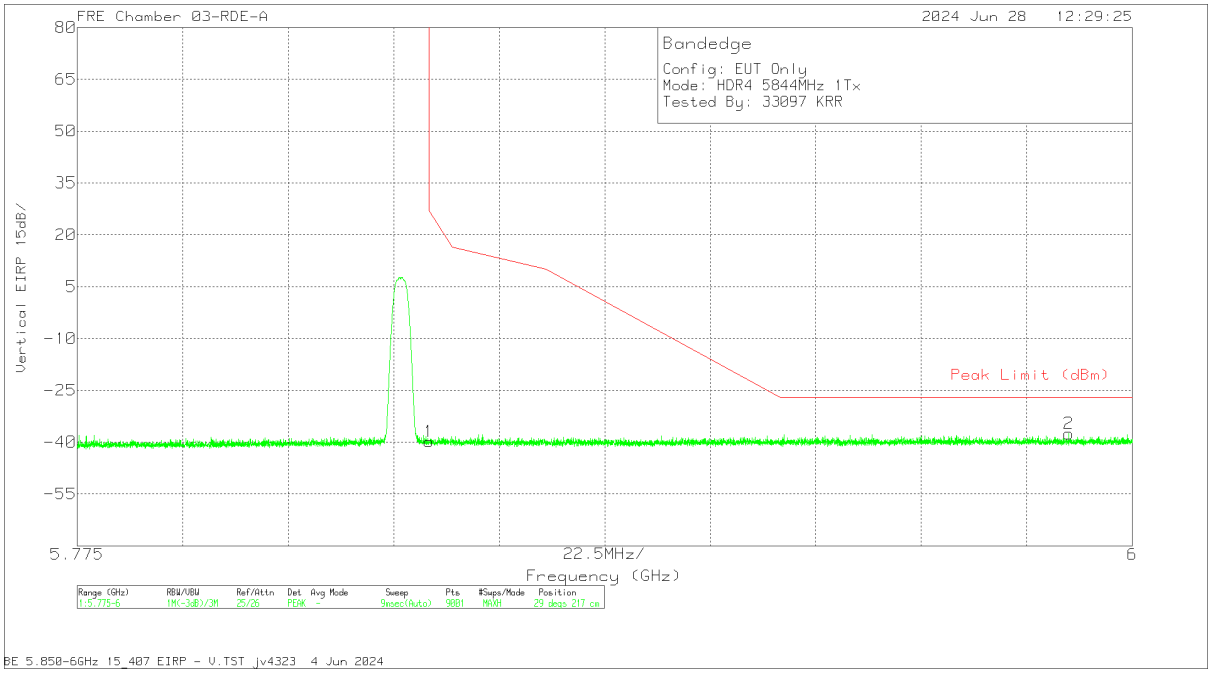

Marker	Frequency (GHz)	Meter Reading (dBm)	Det	226673 ACF (dB/m)	Conversion Factor (dB)	Gain/Loss (dB)	Corrected Reading EIRP (dBm)	Peak Limit (dBm)	PK Margin (dB)	Azimuth (Degs)	Height (cm)	Polarity
1	5.85	-49.78	Pk	35	11.8	-36.87	-39.85	27	-66.85	29	217	V
2	5.986425	-48.04	Pk	35.3	11.8	-36.59	-37.53	-27	-10.53	29	217	V

Pk - Peak detector

UL VERIFICATION SERVICES INC.
47173 Benicia Street, Fremont, CA 94538; USA TEL:(510) 319-4000 FAX:(510) 661-0888

This report shall not be reproduced except in full, without the written approval of UL Verification Services Inc.

ANT 5, SISO MODE

LOW CHANNEL, 5733 MHz

HORIZONTAL RESULT

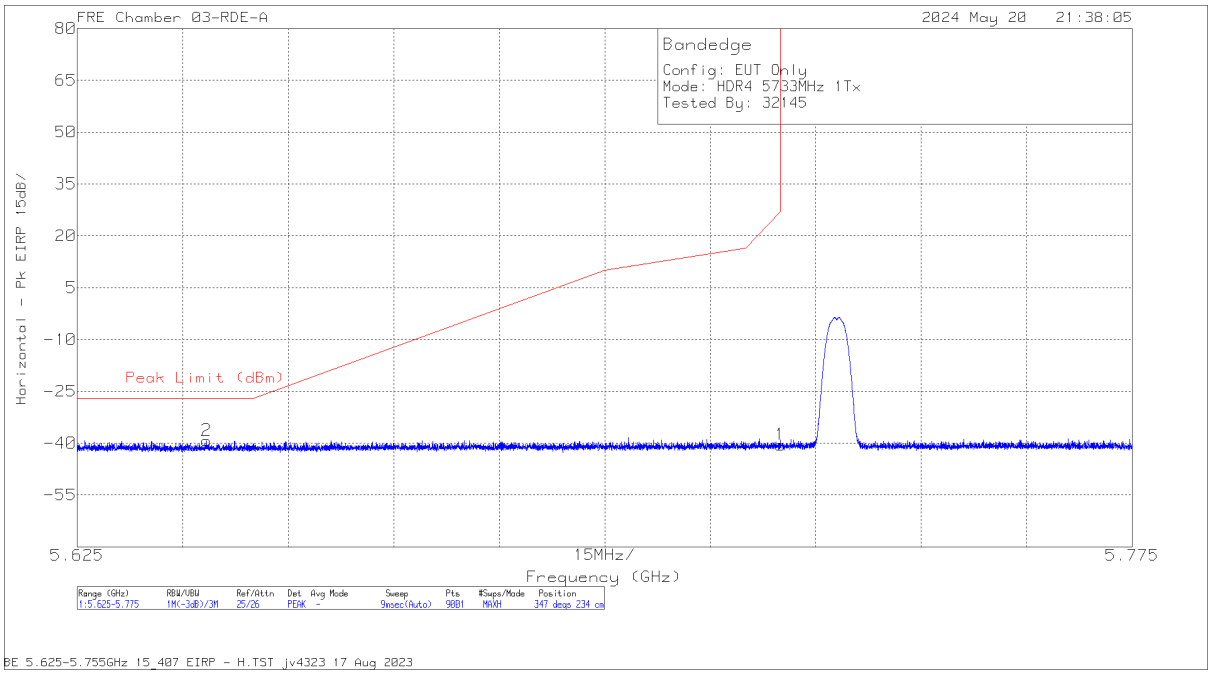

Marker	Frequency (GHz)	Meter Reading (dBm)	Det	226673 ACF (dB/m)	Conversion Factor (dB)	Gain/Loss (dB)	Corrected Reading EIRP (dBm)	Peak Limit (dBm)	PK Margin (dB)	Azimuth (Degs)	Height (cm)	Polarity
2	5.6434	-48.13	Pk	34.4	11.8	-37.33	-39.26	-27	-12.26	347	234	H
1	5.725	-49.75	Pk	34.6	11.8	-37.13	-40.48	27	-67.48	347	234	H

Pk - Peak detector

UL VERIFICATION SERVICES INC.
47173 Benicia Street, Fremont, CA 94538; USA TEL:(510) 319-4000 FAX:(510) 661-0888

This report shall not be reproduced except in full, without the written approval of UL Verification Services Inc.

VERTICAL RESULT

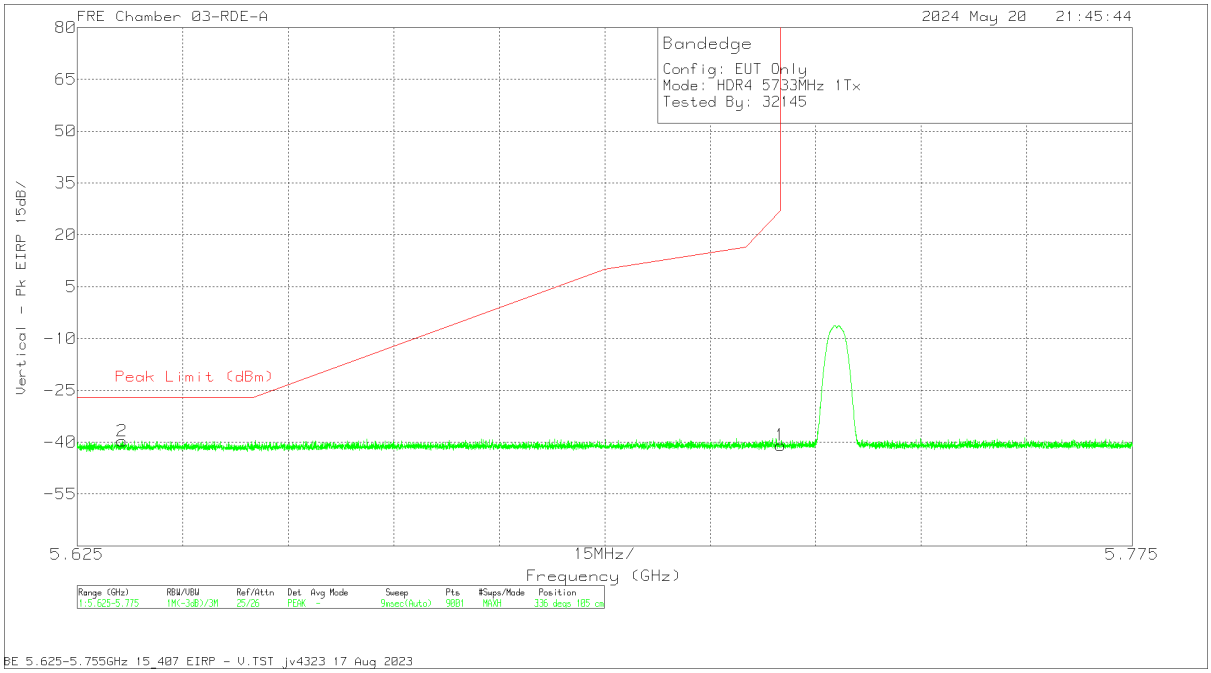

Marker	Frequency (GHz)	Meter Reading (dBm)	Det	226673 ACF (dB/m)	Conversion Factor (dB)	Gain/Loss (dB)	Corrected Reading EIRP (dBm)	Peak Limit (dBm)	PK Margin (dB)	Azimuth (Degs)	Height (cm)	Polarity
2	5.631383	-48.49	Pk	34.4	11.8	-37.38	-39.67	-27	-12.67	336	105	V
1	5.725	-50.18	Pk	34.6	11.8	-37.13	-40.91	27	-67.91	336	105	V

Pk - Peak detector

UL VERIFICATION SERVICES INC.
47173 Benicia Street, Fremont, CA 94538; USA TEL:(510) 319-4000 FAX:(510) 661-0888

This report shall not be reproduced except in full, without the written approval of UL Verification Services Inc.

HIGH CHANNEL, 5844 MHz

HORIZONTAL RESULT

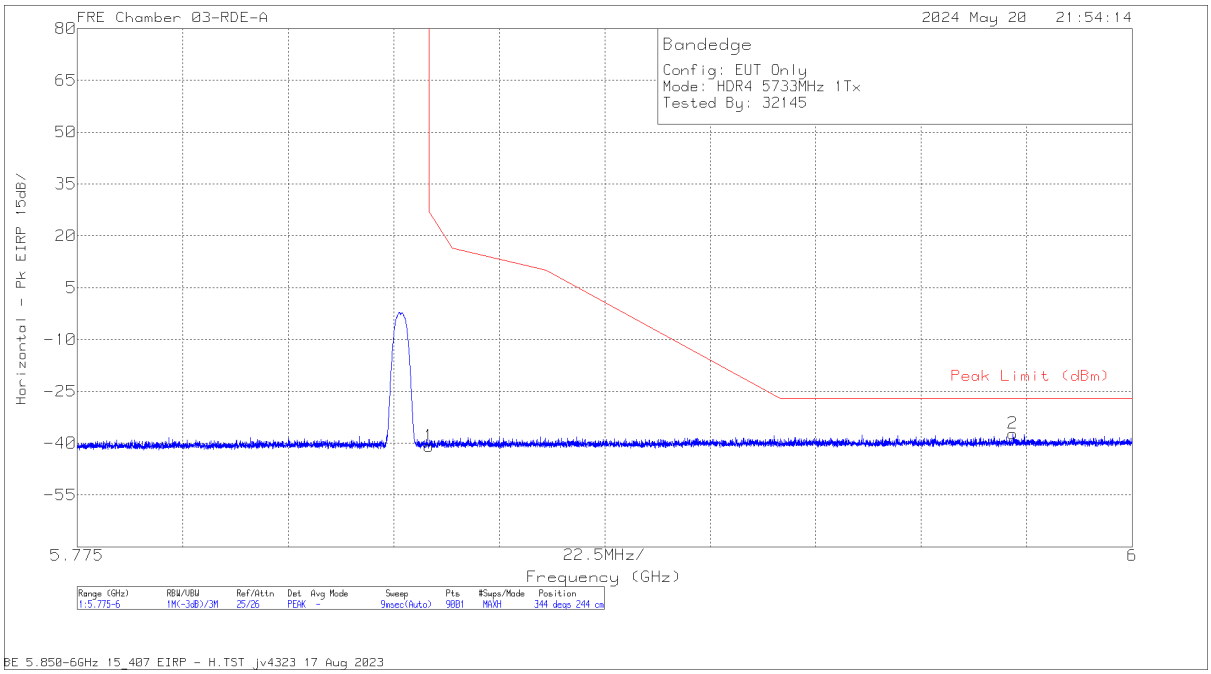

Marker	Frequency (GHz)	Meter Reading (dBm)	Det	226673 ACF (dB/m)	Conversion Factor (dB)	Gain/Loss (dB)	Corrected Reading EIRP (dBm)	Peak Limit (dBm)	PK Margin (dB)	Azimuth (Degs)	Height (cm)	Polarity
1	5.85	-50.78	Pk	35	11.8	-36.87	-40.85	27	-67.85	344	244	H
2	5.97455	-47.69	Pk	35.3	11.8	-36.61	-37.2	-27	-10.2	344	244	H

Pk - Peak detector

UL VERIFICATION SERVICES INC.
47173 Benicia Street, Fremont, CA 94538; USA TEL:(510) 319-4000 FAX:(510) 661-0888

This report shall not be reproduced except in full, without the written approval of UL Verification Services Inc.

VERTICAL RESULT

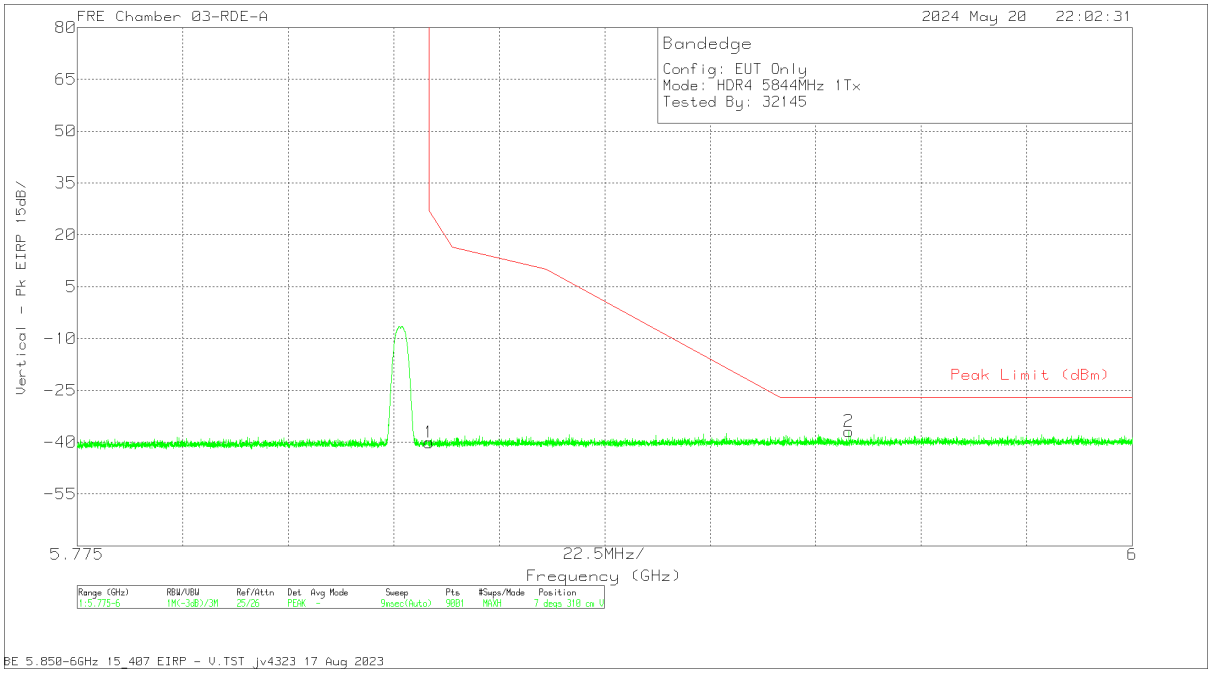

Marker	Frequency (GHz)	Meter Reading (dBm)	Det	226673 ACF (dB/m)	Conversion Factor (dB)	Gain/Loss (dB)	Corrected Reading EIRP(dBm)	Peak Limit (dBm)	PK Margin (dB)	Azimuth (Degs)	Height (cm)	Polarity
1	5.85	-50	Pk	35	11.8	-36.87	-40.07	27	-67.07	7	310	V
2	5.939575	-47.14	Pk	35.2	11.8	-36.71	-36.85	-27	-9.85	7	310	V

Pk - Peak detector

UL VERIFICATION SERVICES INC.
47173 Benicia Street, Fremont, CA 94538; USA TEL:(510) 319-4000 FAX:(510) 661-0888

This report shall not be reproduced except in full, without the written approval of UL Verification Services Inc.

ANT 6 + ANT 5, MIMO TXBF MODE

LOW CHANNEL, 5733 MHz

HORIZONTAL RESULT

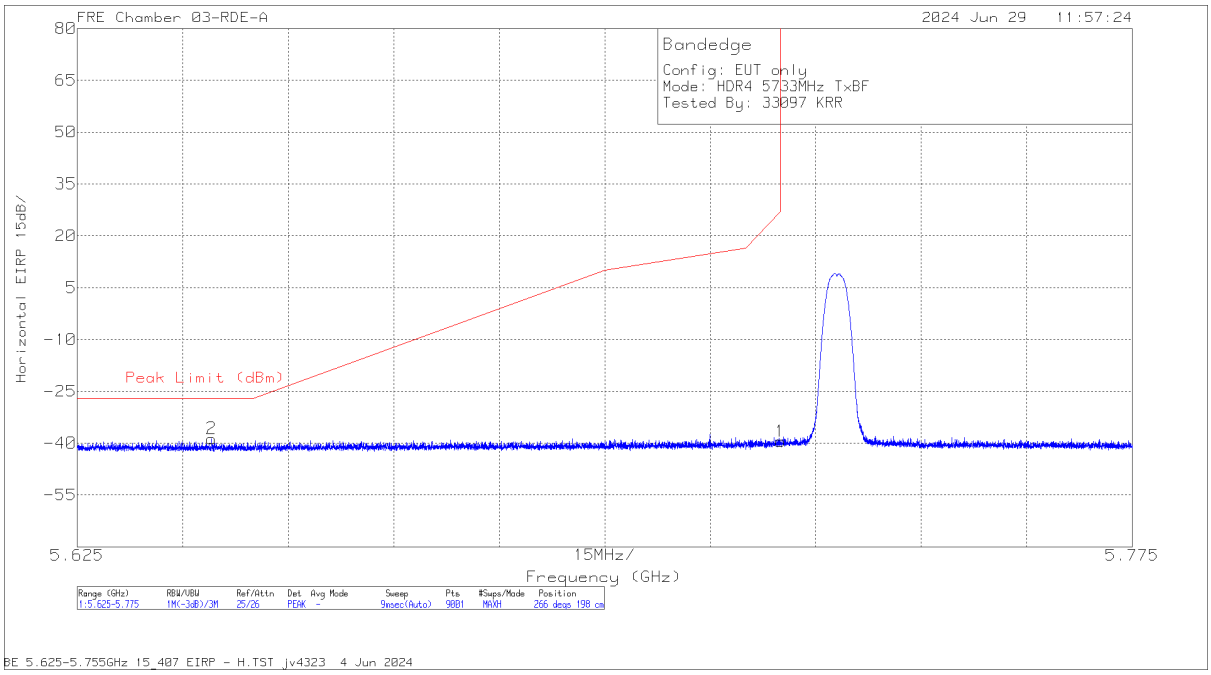

Marker	Frequency (GHz)	Meter Reading (dBm)	Det	226673 ACF (dB/m)	Conversion Factor (dB)	Gain/Loss (dB)	Corrected Reading EIRP (dBm)	Peak Limit (dBm)	PK Margin (dB)	Azimuth (Degs)	Height (cm)	Polarity
2	5.644134	-47.55	Pk	34.4	11.8	-37.34	-38.69	-27	-11.69	266	198	H
1	5.725	-48.75	Pk	34.6	11.8	-37.13	-39.48	27	-66.48	266	198	H

Pk - Peak detector

UL VERIFICATION SERVICES INC.
47173 Benicia Street, Fremont, CA 94538; USA TEL:(510) 319-4000 FAX:(510) 661-0888

This report shall not be reproduced except in full, without the written approval of UL Verification Services Inc.

VERTICAL RESULT

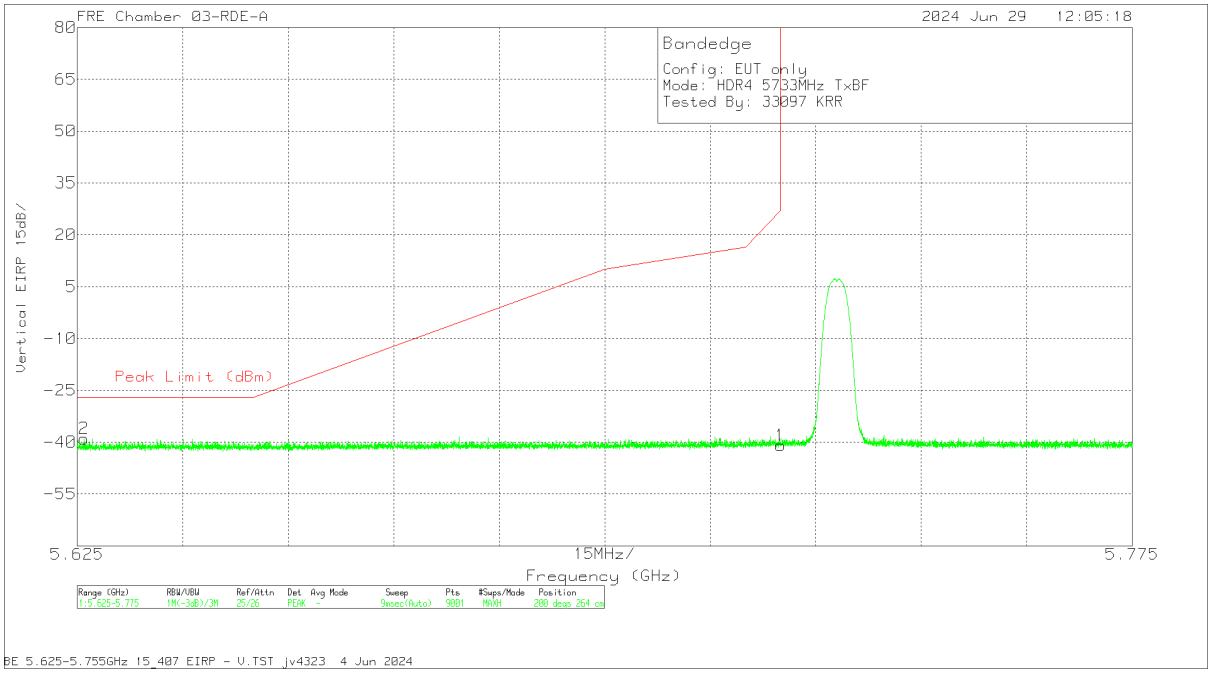

Marker	Frequency (GHz)	Meter Reading (dBm)	Det	226673 ACF (dB/m)	Conversion Factor (dB)	Gain/Loss (dB)	Corrected Reading EIRP (dBm)	Peak Limit (dBm)	PK Margin (dB)	Azimuth (Degs)	Height (cm)	Polarity
2	5.626	-47.82	Pk	34.4	11.8	-37.38	-39	-27	-12	200	264	V
1	5.725	-50.19	Pk	34.6	11.8	-37.13	-40.92	27	-67.92	200	264	V

Pk - Peak detector

UL VERIFICATION SERVICES INC.
47173 Benicia Street, Fremont, CA 94538; USA TEL:(510) 319-4000 FAX:(510) 661-0888

This report shall not be reproduced except in full, without the written approval of UL Verification Services Inc.

HIGH CHANNEL, 5844 MHz

HORIZONTAL RESULT

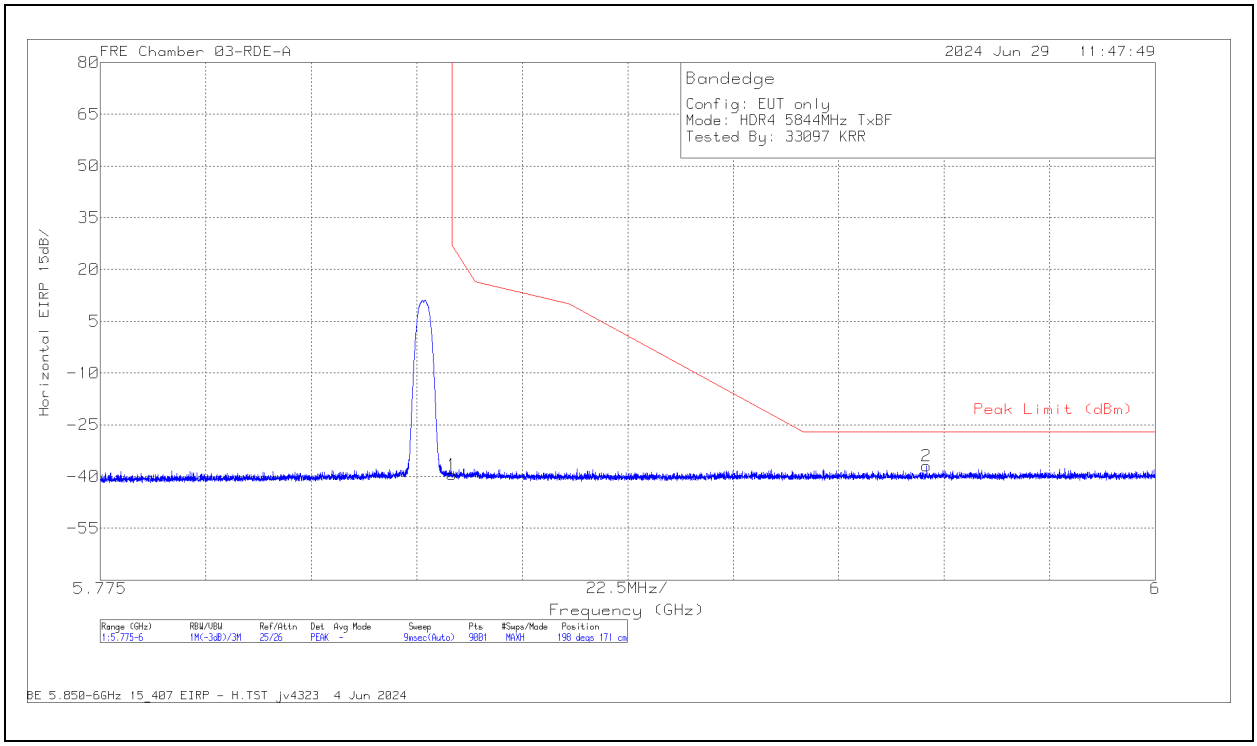

Marker	Frequency (GHz)	Meter Reading (dBm)	Det	226673 ACF (dB/m)	Conversion Factor (dB)	Gain/Loss (dB)	Corrected Reading EIRP (dBm)	Peak Limit (dBm)	PK Margin (dB)	Azimuth (Degs)	Height (cm)	Polarity
1	5.85	-49.41	Pk	35	11.8	-36.87	-39.48	27	-66.48	198	171	H
2	5.951175	-47.39	Pk	35.3	11.8	-36.67	-36.96	-27	-9.96	198	171	H

Pk - Peak detector

UL VERIFICATION SERVICES INC.
47173 Benicia Street, Fremont, CA 94538; USA TEL:(510) 319-4000 FAX:(510) 661-0888

This report shall not be reproduced except in full, without the written approval of UL Verification Services Inc.

VERTICAL RESULT

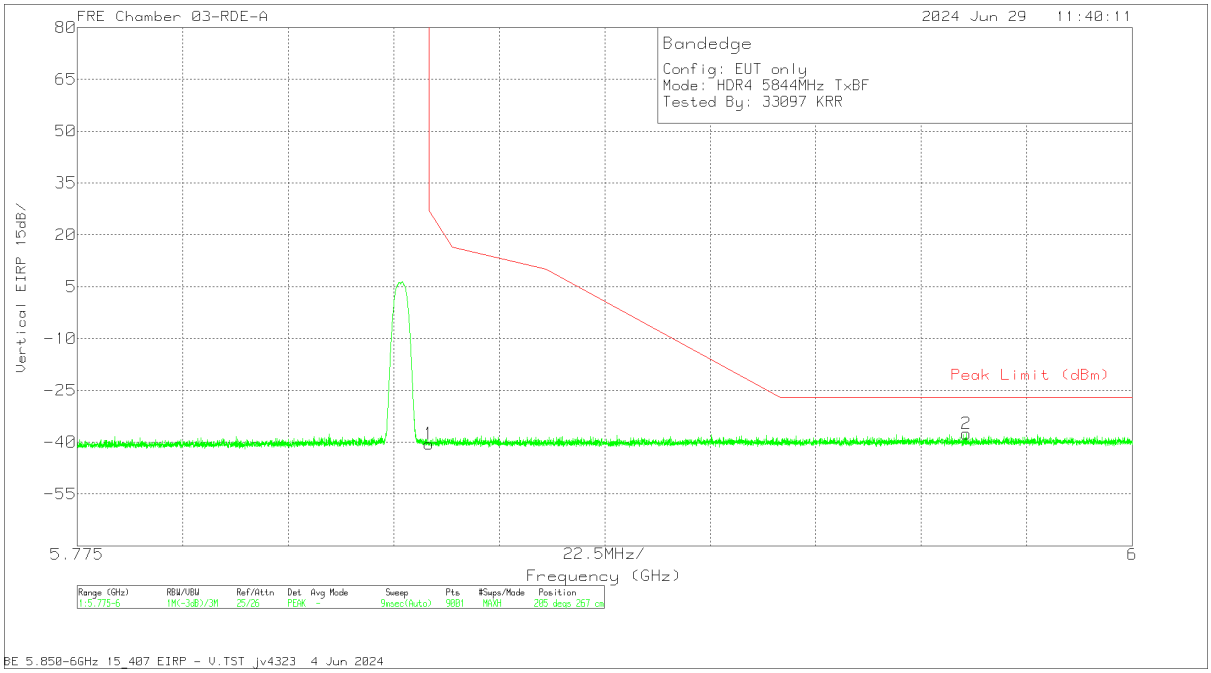

Marker	Frequency (GHz)	Meter Reading (dBm)	Det	226673 ACF (dB/m)	Conversion Factor (dB)	Gain/Loss (dB)	Corrected Reading EIRP (dBm)	Peak Limit (dBm)	PK Margin (dB)	Azimuth (Degs)	Height (cm)	Polarity
1	5.85	-50.43	Pk	35	11.8	-36.87	-40.5	27	-67.5	205	267	V
2	5.96465	-47.98	Pk	35.3	11.8	-36.65	-37.53	-27	-10.53	205	267	V

Pk - Peak detector

UL VERIFICATION SERVICES INC.
47173 Benicia Street, Fremont, CA 94538; USA TEL:(510) 319-4000 FAX:(510) 661-0888

This report shall not be reproduced except in full, without the written approval of UL Verification Services Inc.

10.1.18. HDR 4 HIGH POWER, UNII-3 BAND, MIMO TXBF MODE, HARMONIC AND SPURIOUS

LOW CHANNEL, 5733 MHz

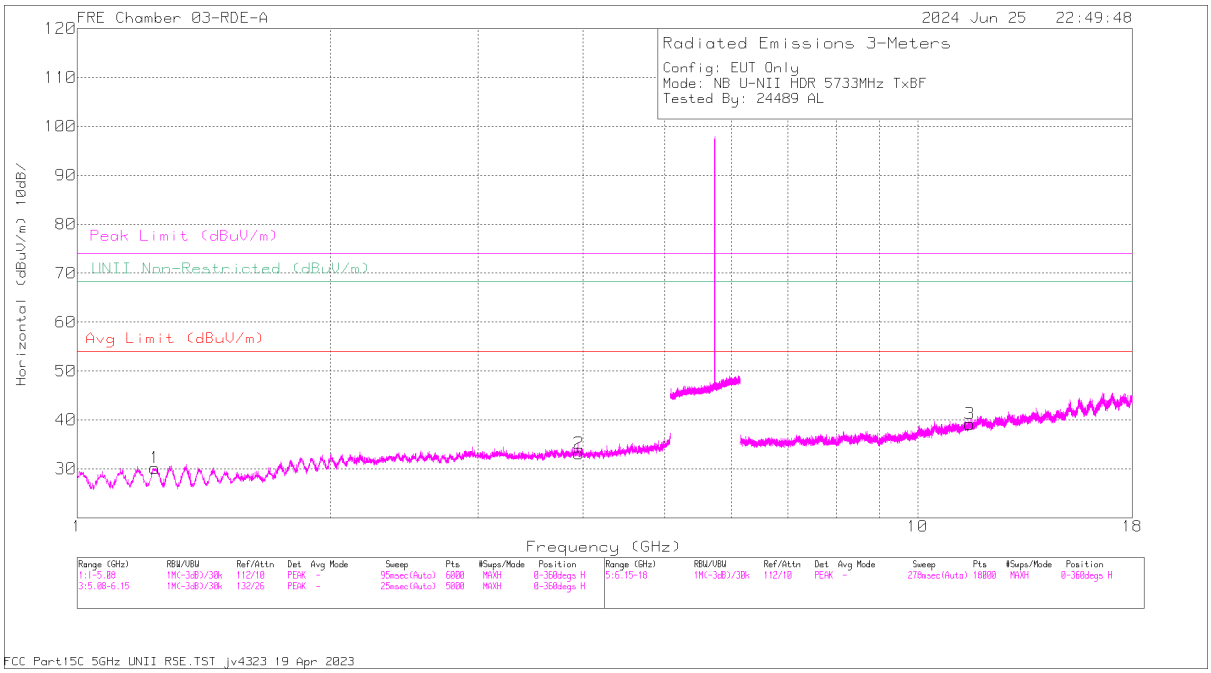

HORIZONTAL

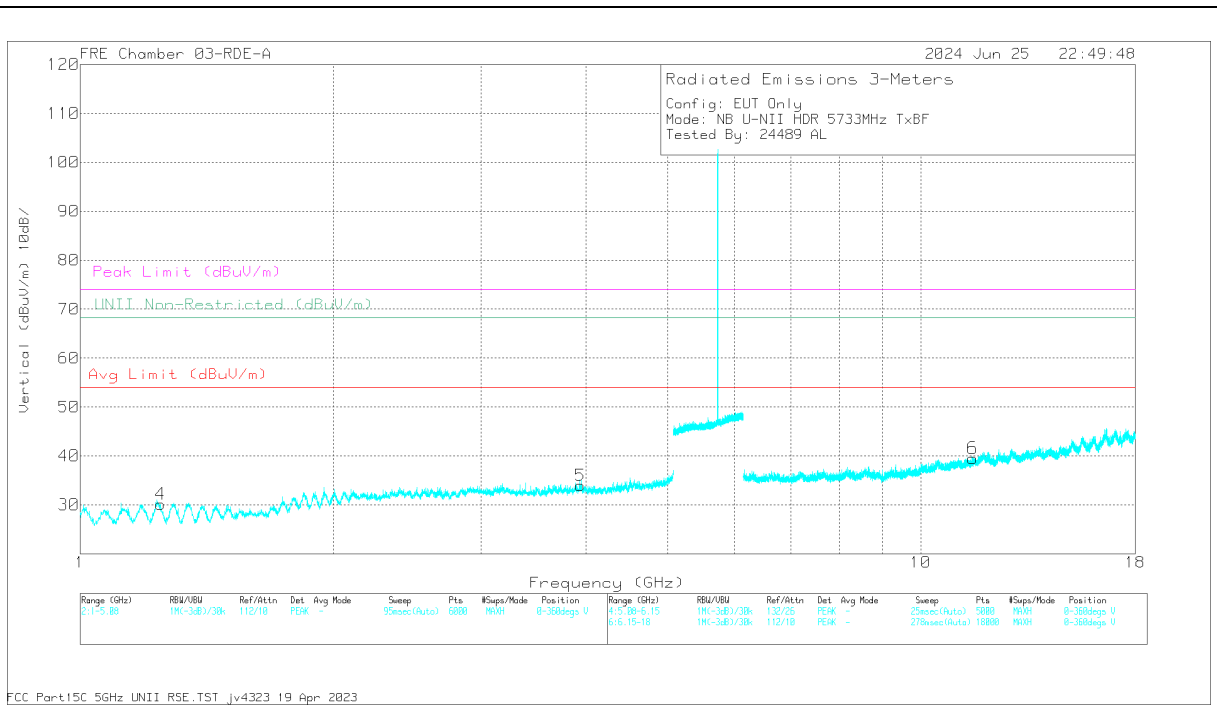

VERTICAL

UL VERIFICATION SERVICES INC.
47173 Benicia Street, Fremont, CA 94538; USA TEL:(510) 319-4000 FAX:(510) 661-0888

This report shall not be reproduced except in full, without the written approval of UL Verification Services Inc.

RADIATED EMISSIONS

Marker	Frequency (GHz)	Meter Reading (dBuV)	Det	226673 ACF (dB/m)	Gain/Loss (dB)	Corrected Reading (dBuV/m)	Avg Limit (dBuV/m)	Margin (dB)	Peak Limit (dBuV/m)	PK Margin (dB)	Azimuth (Degs)	Height (cm)	Polarity
1	* 1.237068	61.97	PK-U	28.5	-50.1	40.37	-	-	74	-33.63	0	101	H
	* 1.238387	50.63	ADR	28.5	-50.06	29.07	54	-24.93	-	-	0	101	H
2	* 3.950748	57.55	PK-U	33.5	-47.16	43.89	-	-	74	-30.11	0	198	H
	* 3.952001	45.52	ADR	33.5	-47.19	31.83	54	-22.17	-	-	0	198	H
4	* 1.245009	61.81	PK-U	28.5	-50.14	40.17	-	-	74	-33.83	0	101	V
	* 1.245013	49.99	ADR	28.5	-50.14	28.35	54	-25.65	-	-	0	101	V
5	* 3.935216	57.66	PK-U	33.5	-47.22	43.94	-	-	74	-30.06	0	101	V
	* 3.937916	45.93	ADR	33.5	-47.23	32.2	54	-21.8	-	-	0	101	V
3	* 11.53509	54.33	PK-U	38.2	-43.55	48.98	-	-	74	-25.02	0	101	H
	* 11.53353	42.76	ADR	38.2	-43.58	37.38	54	-16.62	-	-	0	101	H
6	* 11.53398	54.49	PK-U	38.2	-43.57	49.12	-	-	74	-24.88	0	200	V
	* 11.53393	42.72	ADR	38.2	-43.57	37.35	54	-16.65	-	-	0	200	V

* - indicates frequency in 47 CFR Pt 15 Restricted Band
PK-U - U-NII: Maximum Peak
ADR - U-NII AD primary method, RMS average

UL VERIFICATION SERVICES INC.
47173 Benicia Street, Fremont, CA 94538; USA TEL:(510) 319-4000 FAX:(510) 661-0888
This report shall not be reproduced except in full, without the written approval of UL Verification Services Inc.

MID CHANNEL, 5788 MHz

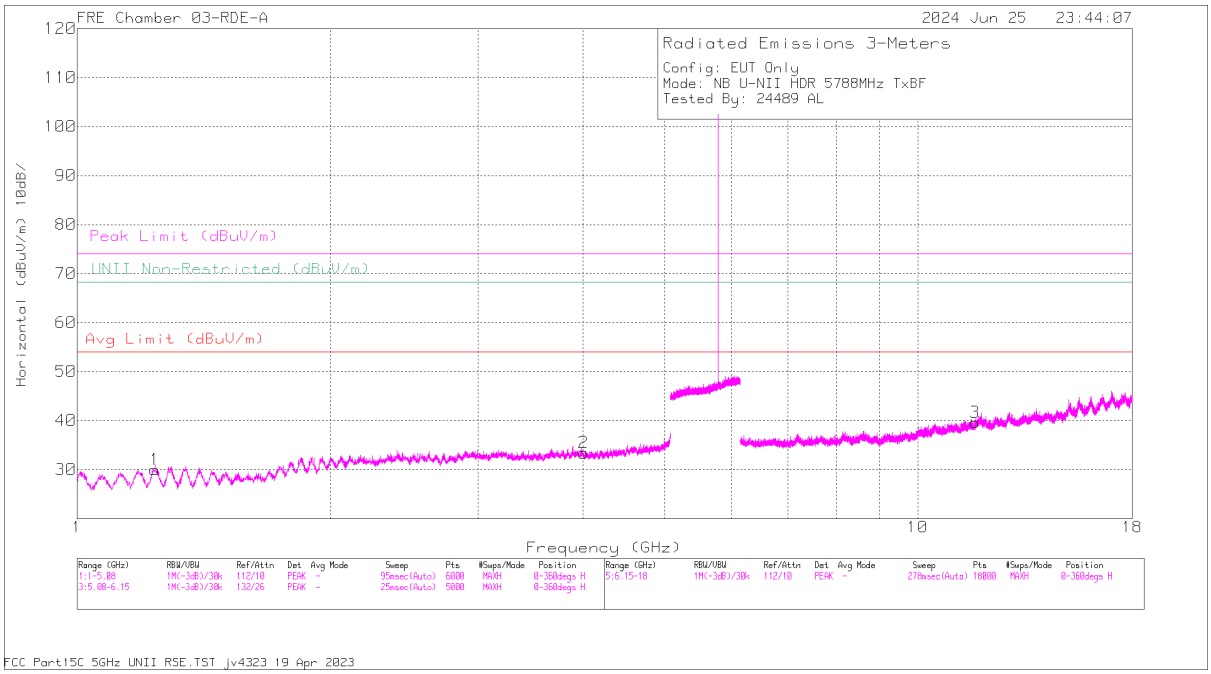

HORIZONTAL

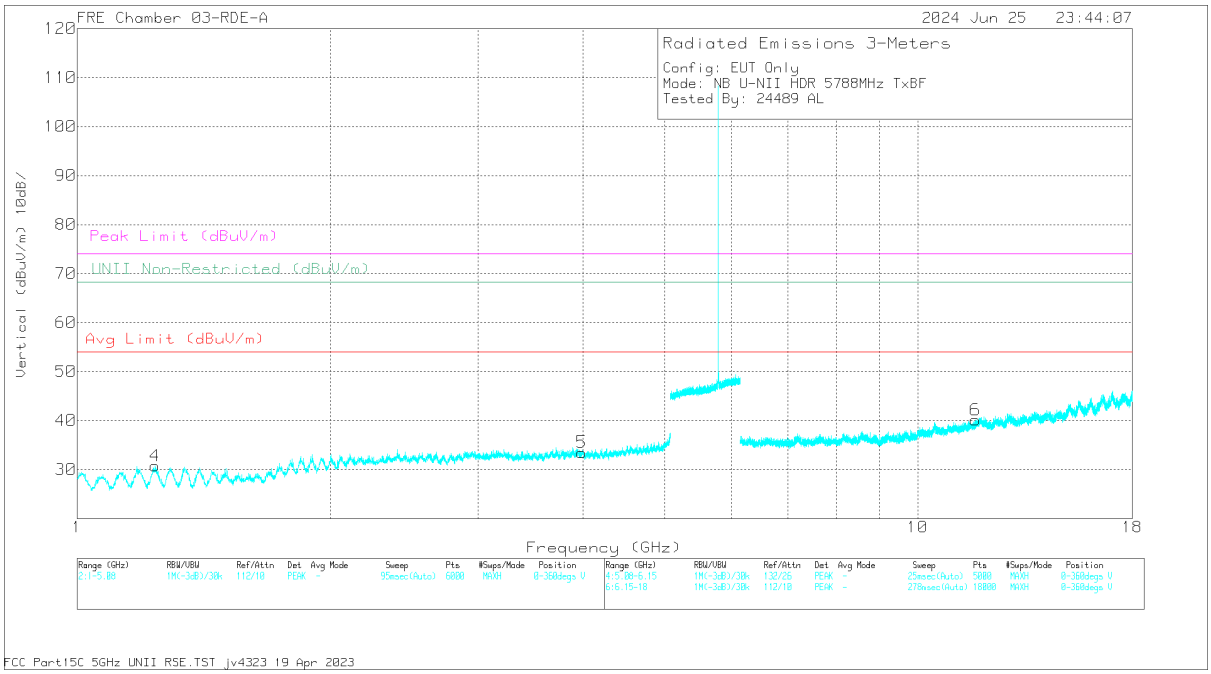

VERTICAL

UL VERIFICATION SERVICES INC.
47173 Benicia Street, Fremont, CA 94538; USA TEL:(510) 319-4000 FAX:(510) 661-0888

This report shall not be reproduced except in full, without the written approval of UL Verification Services Inc.

RADIATED EMISSIONS

Marker	Frequency (GHz)	Meter Reading (dBuV)	Det	226673 ACF (dB/m)	Gain/Loss (dB)	Corrected Reading (dBuV/m)	Avg Limit (dBuV/m)	Margin (dB)	Peak Limit (dBuV/m)	PK Margin (dB)	Azimuth (Degs)	Height (cm)	Polarity
1	* 1.235583	62.33	PK-U	28.5	-50.11	40.72	-	-	74	-33.28	0	101	H
	* 1.235278	50.39	ADR	28.5	-50.11	28.78	54	-25.22	-	-	0	101	H
2	* 4.006006	57.12	PK-U	33.4	-46.93	43.59	-	-	74	-30.41	0	198	H
	* 4.00375	45.45	ADR	33.4	-46.95	31.9	54	-22.1	-	-	0	198	H
4	* 1.238852	62.08	PK-U	28.5	-50.06	40.52	-	-	74	-33.48	0	198	V
	* 1.236033	50.73	ADR	28.5	-50.12	29.11	54	-24.89	-	-	0	198	V
5	* 3.982077	57.23	PK-U	33.5	-47.13	43.6	-	-	74	-30.4	0	101	V
	* 3.984018	45.96	ADR	33.5	-47.1	32.36	54	-21.64	-	-	0	101	V
3	* 11.69497	54.8	PK-U	38.4	-43.22	49.98	-	-	74	-24.02	0	199	H
	* 11.69753	42.91	ADR	38.4	-43.23	38.08	54	-15.92	-	-	0	199	H
6	* 11.71356	55.08	PK-U	38.5	-43.14	50.44	-	-	74	-23.56	0	199	V
	* 11.71386	42.78	ADR	38.5	-43.14	38.14	54	-15.86	-	-	0	199	V

* - indicates frequency in 47 CFR Pt 15 Restricted Band
PK-U - U-NII: Maximum Peak
ADR - U-NII AD primary method, RMS average

UL VERIFICATION SERVICES INC.
47173 Benicia Street, Fremont, CA 94538; USA TEL:(510) 319-4000 FAX:(510) 661-0888
This report shall not be reproduced except in full, without the written approval of UL Verification Services Inc.

HIGH CHANNEL, 5844 MHz

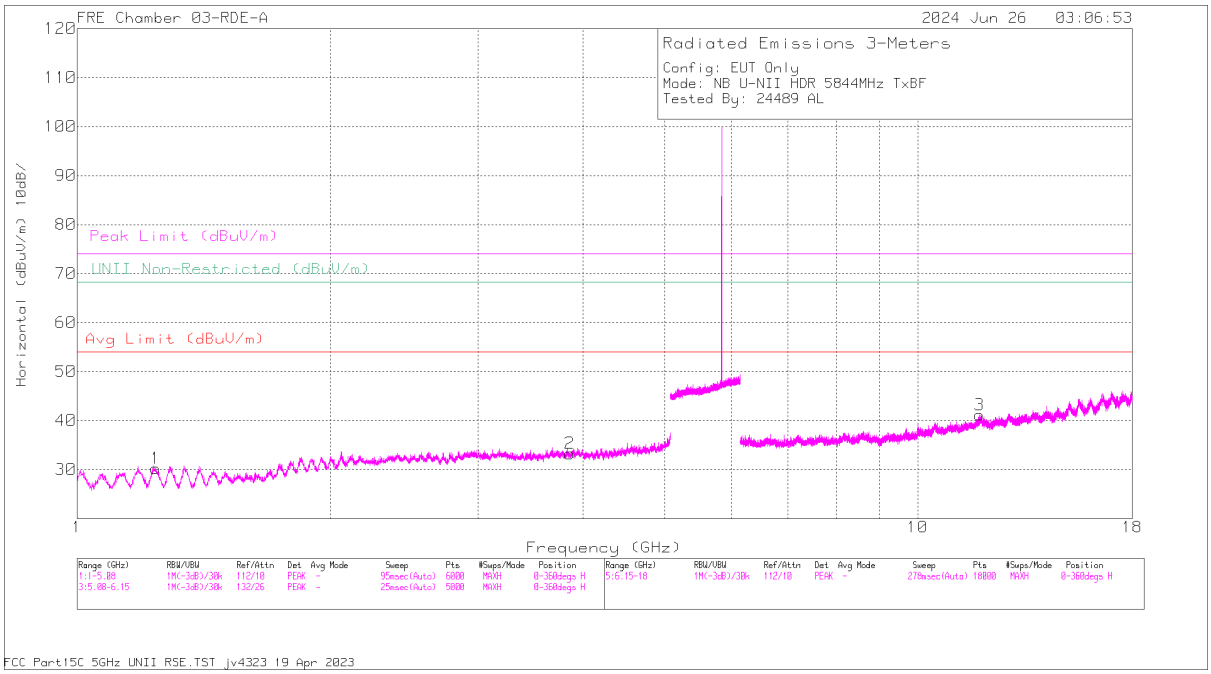

HORIZONTAL

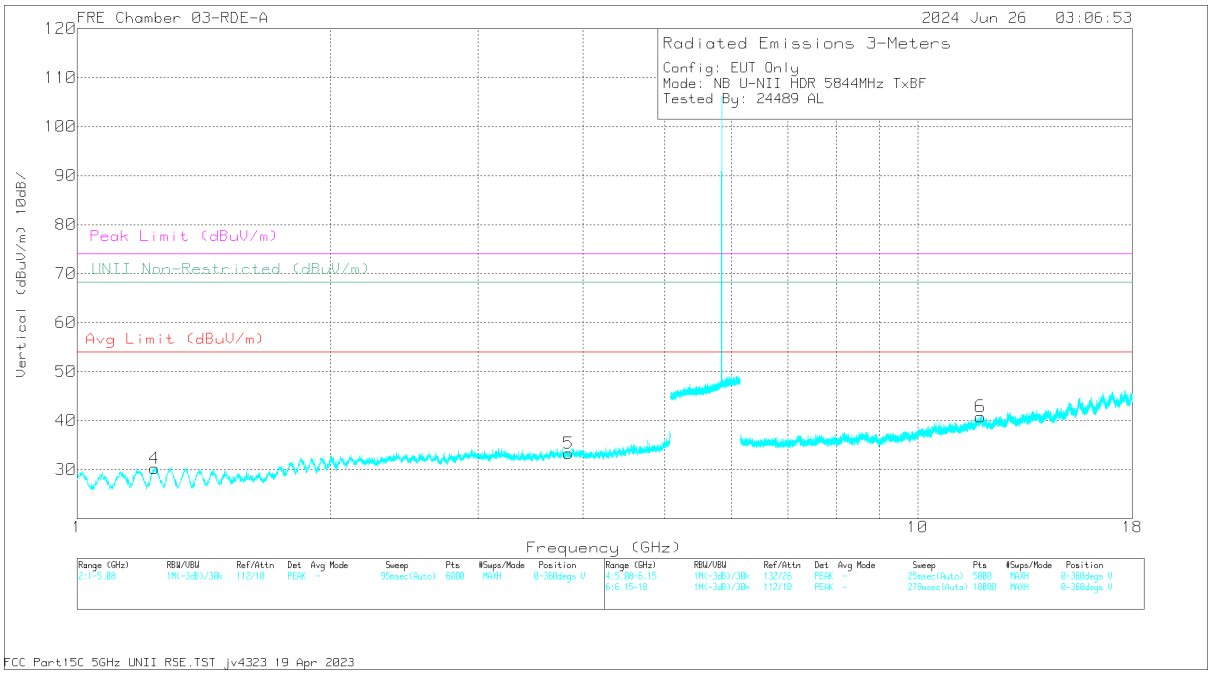

VERTICAL

UL VERIFICATION SERVICES INC.
47173 Benicia Street, Fremont, CA 94538; USA TEL:(510) 319-4000 FAX:(510) 661-0888

This report shall not be reproduced except in full, without the written approval of UL Verification Services Inc.

RADIATED EMISSIONS

Marker	Frequency (GHz)	Meter Reading (dBuV)	Det	226673 ACF (dB/m)	Gain/Loss (dB)	Corrected Reading (dBuV/m)	Avg Limit (dBuV/m)	Margin (dB)	Peak Limit (dBuV/m)	PK Margin (dB)	Azimuth (Degs)	Height (cm)	Polarity
1	* 1.241069	61.84	PK-U	28.5	-50.07	40.27	-	-	74	-33.73	1	199	H
	* 1.237721	50.48	ADR	28.5	-50.07	28.91	54	-25.09	-	-	1	199	H
2	* 3.853904	56.87	PK-U	33.5	-47.28	43.09	-	-	74	-30.91	1	101	H
	* 3.855971	45.46	ADR	33.5	-47.2	31.76	54	-22.24	-	-	1	101	H
4	* 1.235094	62.12	PK-U	28.5	-50.1	40.52	-	-	74	-33.48	1	101	V
	* 1.236586	50.65	ADR	28.5	-50.11	29.04	54	-24.96	-	-	1	101	V
5	* 3.840409	57.43	PK-U	33.5	-47.21	43.72	-	-	74	-30.28	1	101	V
	* 3.841977	45.72	ADR	33.5	-47.2	32.02	54	-21.98	-	-	1	101	V
3	* 11.84128	53.91	PK-U	38.6	-43.09	49.42	-	-	74	-24.58	1	198	H
	* 11.84319	42.56	ADR	38.6	-43.09	38.07	54	-15.93	-	-	1	198	H
6	* 11.87576	53.95	PK-U	38.6	-42.92	49.63	-	-	74	-24.37	1	101	V
	* 11.87619	42.18	ADR	38.6	-42.93	37.85	54	-16.15	-	-	1	101	V

* - indicates frequency in 47 CFR Pt 15 Restricted Band
PK-U - U-NII: Maximum Peak
ADR - U-NII AD primary method, RMS average

UL VERIFICATION SERVICES INC.
47173 Benicia Street, Fremont, CA 94538; USA TEL:(510) 319-4000 FAX:(510) 661-0888
This report shall not be reproduced except in full, without the written approval of UL Verification Services Inc.

10.1.19. HDR 4 LOW POWER, UNII-3 BAND, BANDEDGE

ANT 6, SISO MODE

LOW CHANNEL, 5733 MHz

HORIZONTAL RESULT

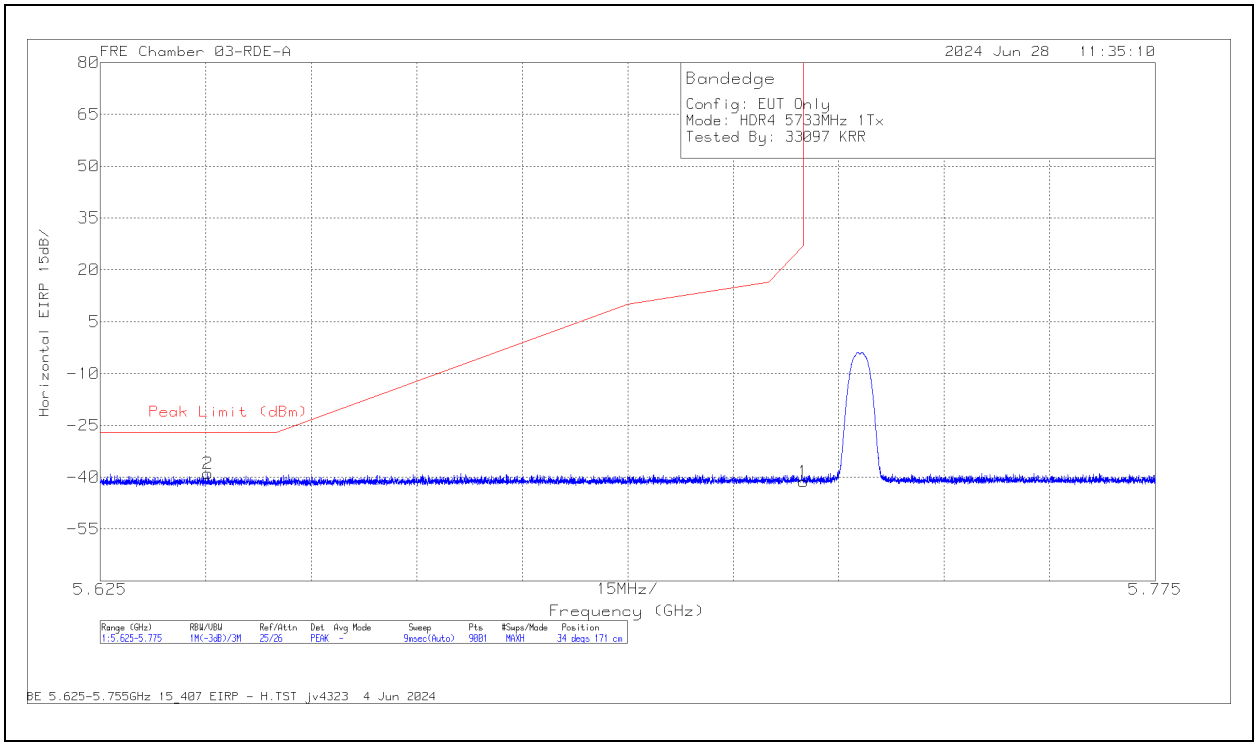

Marker	Frequency (GHz)	Meter Reading (dBm)	Det	226673 ACF (dB/m)	Conversion Factor (dB)	Gain/Loss (dB)	Corrected Reading EIRP (dBm)	Peak Limit (dBm)	PK Margin (dB)	Azimuth (Degs)	Height (cm)	Polarity
2	5.6403	-47.8	Pk	34.4	11.8	-37.35	-38.95	-27	-11.95	34	171	H
1	5.725	-50.57	Pk	34.6	11.8	-37.13	-41.3	27	-68.3	34	171	H

Pk - Peak detector

UL VERIFICATION SERVICES INC.
47173 Benicia Street, Fremont, CA 94538; USA TEL:(510) 319-4000 FAX:(510) 661-0888

This report shall not be reproduced except in full, without the written approval of UL Verification Services Inc.

VERTICAL RESULT

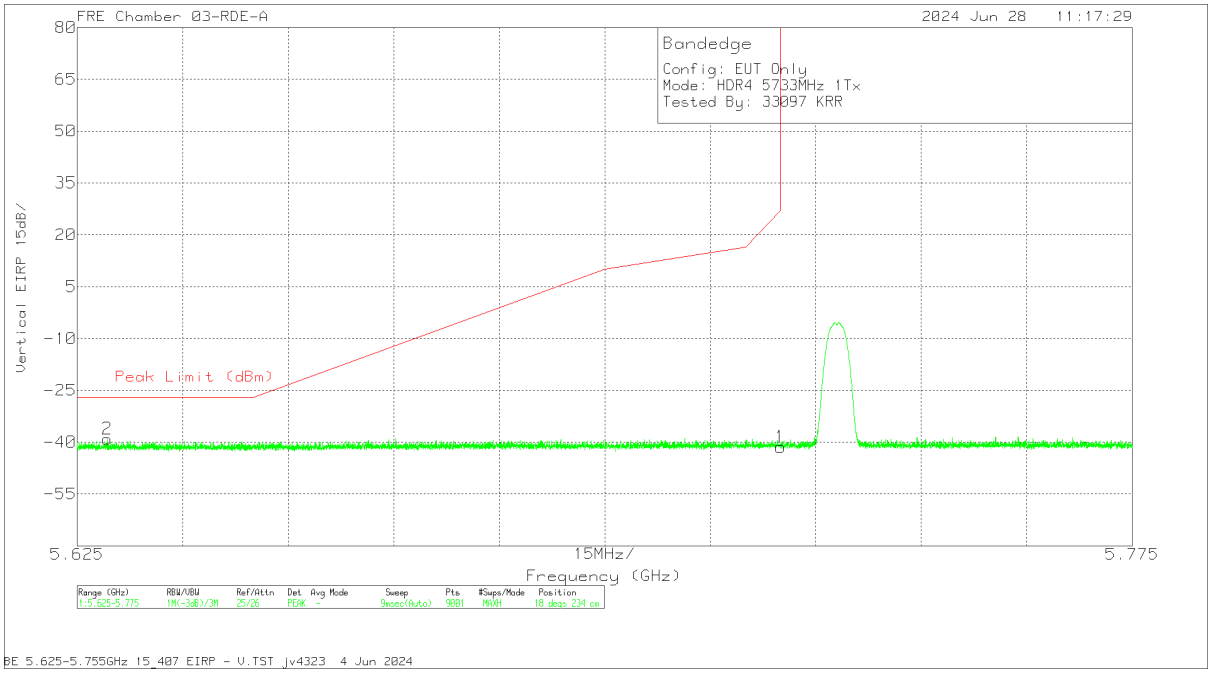

Marker	Frequency (GHz)	Meter Reading (dBm)	Det	226673 ACF (dB/m)	Conversion Factor (dB)	Gain/Loss (dB)	Corrected Reading EIRP (dBm)	Peak Limit (dBm)	PK Margin (dB)	Azimuth (Degs)	Height (cm)	Polarity
2	5.629267	-47.85	Pk	34.4	11.8	-37.41	-39.06	-27	-12.06	18	234	V
1	5.725	-50.61	Pk	34.6	11.8	-37.13	-41.34	27	-68.34	18	234	V

Pk - Peak detector

UL VERIFICATION SERVICES INC.
47173 Benicia Street, Fremont, CA 94538; USA TEL:(510) 319-4000 FAX:(510) 661-0888

This report shall not be reproduced except in full, without the written approval of UL Verification Services Inc.

HIGH CHANNEL, 5844 MHz

HORIZONTAL RESULT

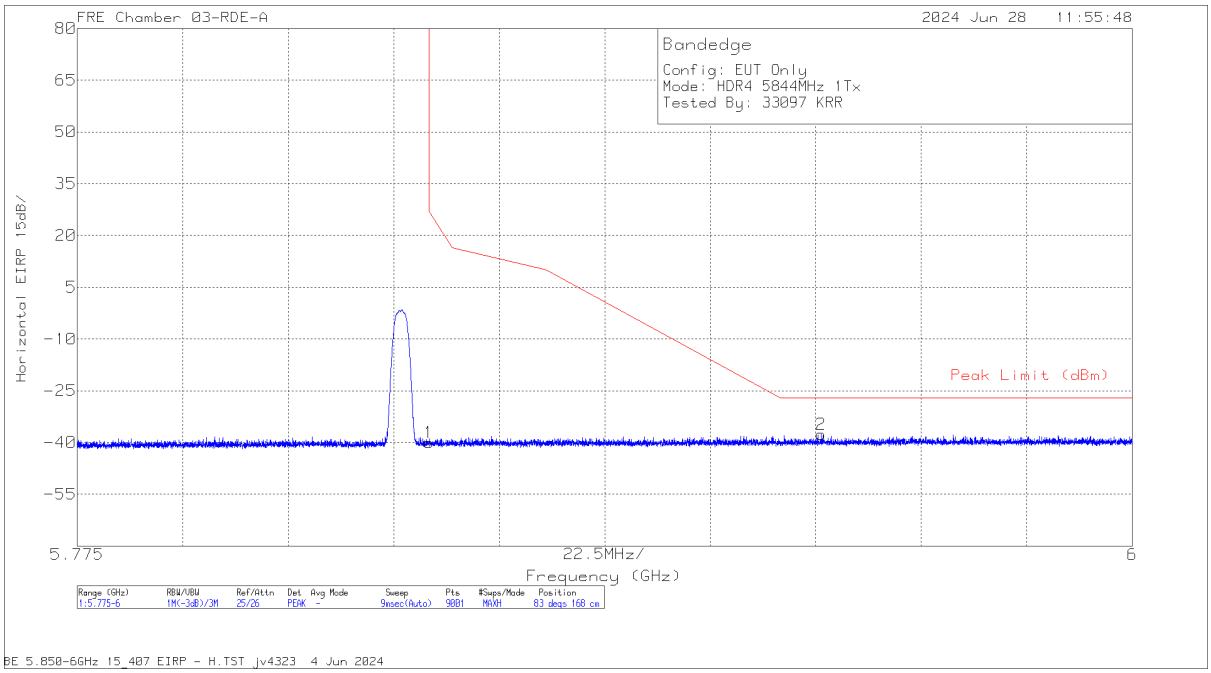

Marker	Frequency (GHz)	Meter Reading (dBm)	Det	226673 ACF (dB/m)	Conversion Factor (dB)	Gain/Loss (dB)	Corrected Reading EIRP (dBm)	Peak Limit (dBm)	PK Margin (dB)	Azimuth (Degs)	Height (cm)	Polarity
1	5.85	-49.94	Pk	35	11.8	-36.87	-40.01	27	-67.01	83	168	H
2	5.933675	-47.96	Pk	35.2	11.8	-36.68	-37.64	-27	-10.64	83	168	H

Pk - Peak detector

UL VERIFICATION SERVICES INC.
47173 Benicia Street, Fremont, CA 94538; USA TEL:(510) 319-4000 FAX:(510) 661-0888

This report shall not be reproduced except in full, without the written approval of UL Verification Services Inc.

VERTICAL RESULT

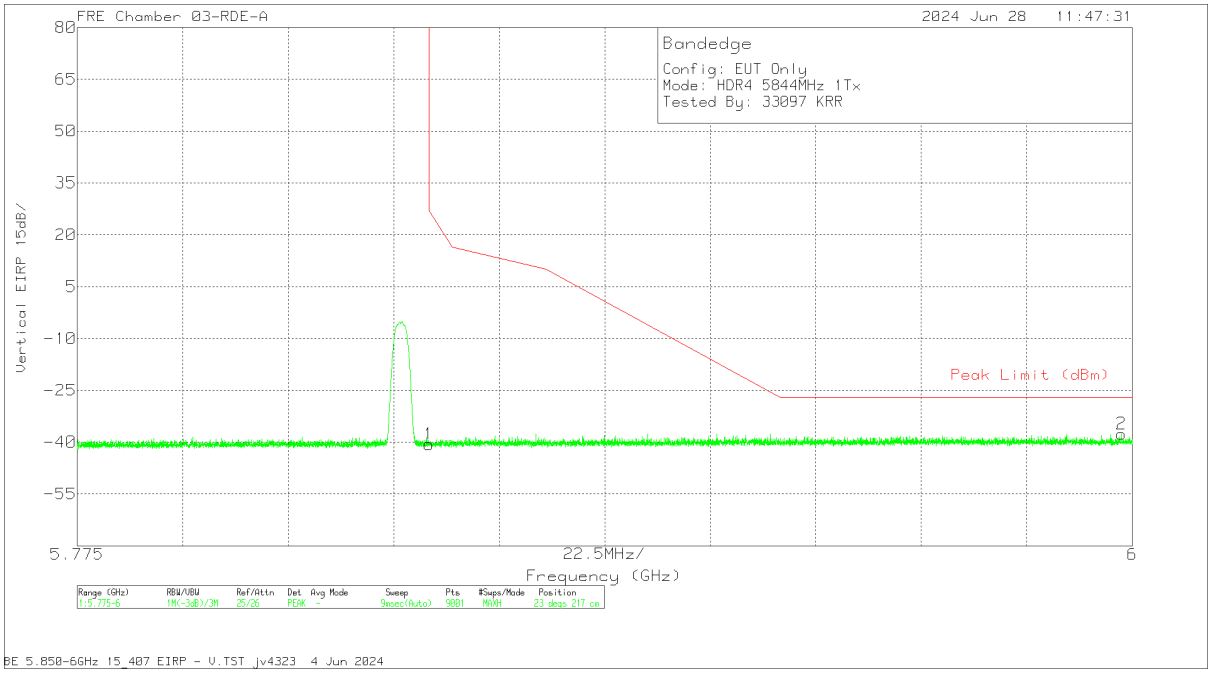

Marker	Frequency (GHz)	Meter Reading (dBm)	Det	226673 ACF (dB/m)	Conversion Factor (dB)	Gain/Loss (dB)	Corrected Reading EIRP (dBm)	Peak Limit (dBm)	PK Margin (dB)	Azimuth (Degs)	Height (cm)	Polarity
1	5.85	-50.57	Pk	35	11.8	-36.87	-40.64	27	-67.64	23	217	V
2	5.997725	-48.08	Pk	35.3	11.8	-36.59	-37.57	-27	-10.57	23	217	V

Pk - Peak detector

UL VERIFICATION SERVICES INC.
47173 Benicia Street, Fremont, CA 94538; USA TEL:(510) 319-4000 FAX:(510) 661-0888

This report shall not be reproduced except in full, without the written approval of UL Verification Services Inc.

ANT 5, SISO MODE

LOW CHANNEL, 5733 MHz

HORIZONTAL RESULT

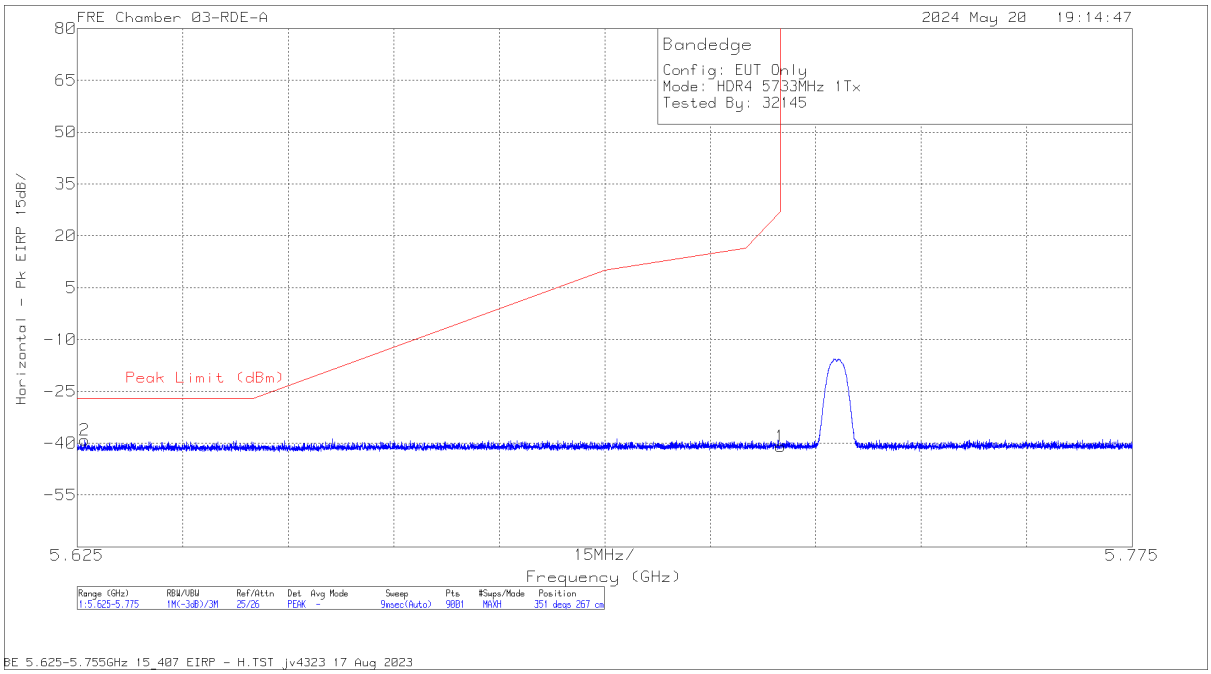

Marker	Frequency (GHz)	Meter Reading (dBm)	Det	226673 ACF (dB/m)	Conversion Factor (dB)	Gain/Loss (dB)	Corrected Reading EIRP (dBm)	Peak Limit (dBm)	PK Margin (dB)	Azimuth (Degs)	Height (cm)	Polarity
2	5.626083	-47.95	Pk	34.4	11.8	-37.38	-39.13	-27	-12.13	351	267	H
1	5.725	-50.2	Pk	34.6	11.8	-37.13	-40.93	27	-67.93	351	267	H

Pk - Peak detector

UL VERIFICATION SERVICES INC.
47173 Benicia Street, Fremont, CA 94538; USA TEL:(510) 319-4000 FAX:(510) 661-0888

This report shall not be reproduced except in full, without the written approval of UL Verification Services Inc.

VERTICAL RESULT

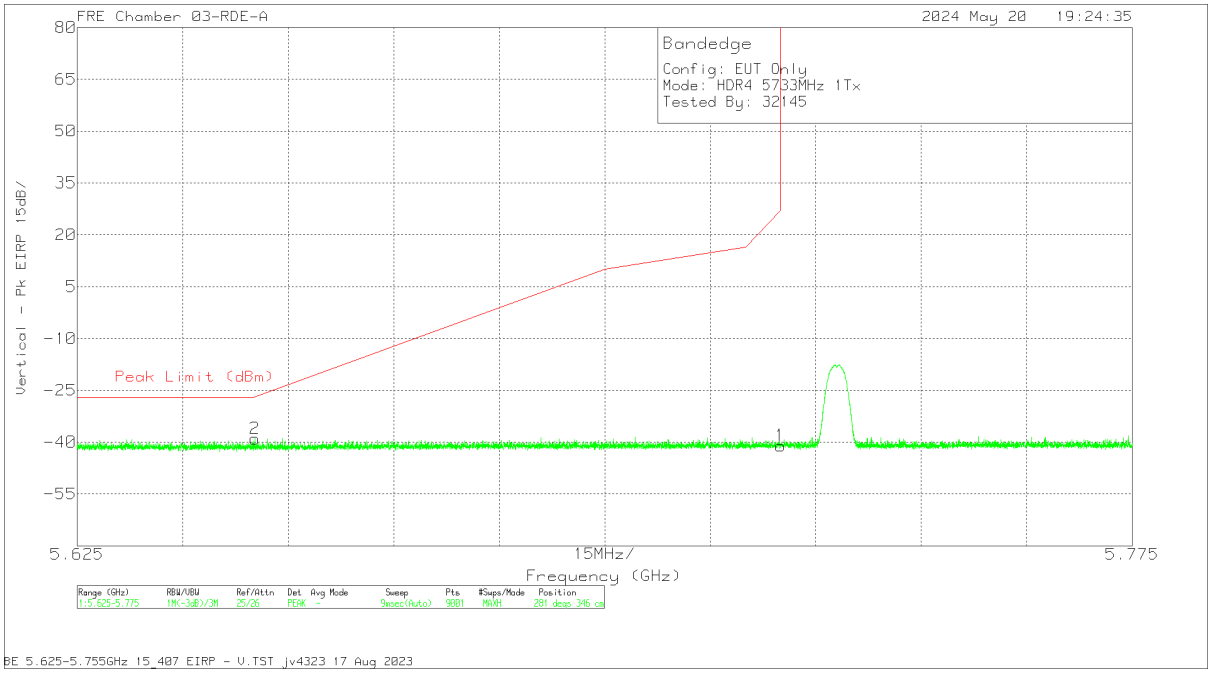

Marker	Frequency (GHz)	Meter Reading (dBm)	Det	226673 ACF (dB/m)	Conversion Factor (dB)	Gain/Loss (dB)	Corrected Reading EIRP (dBm)	Peak Limit (dBm)	PK Margin (dB)	Azimuth (Degs)	Height (cm)	Polarity
2	5.650267	-47.93	Pk	34.4	11.8	-37.25	-38.98	-26.8	-12.18	281	346	V
1	5.725	-50.3	Pk	34.6	11.8	-37.13	-41.03	27	-68.03	281	346	V

Pk - Peak detector

UL VERIFICATION SERVICES INC.
47173 Benicia Street, Fremont, CA 94538; USA TEL:(510) 319-4000 FAX:(510) 661-0888

This report shall not be reproduced except in full, without the written approval of UL Verification Services Inc.

HIGH CHANNEL, 5844 MHz

HORIZONTAL RESULT

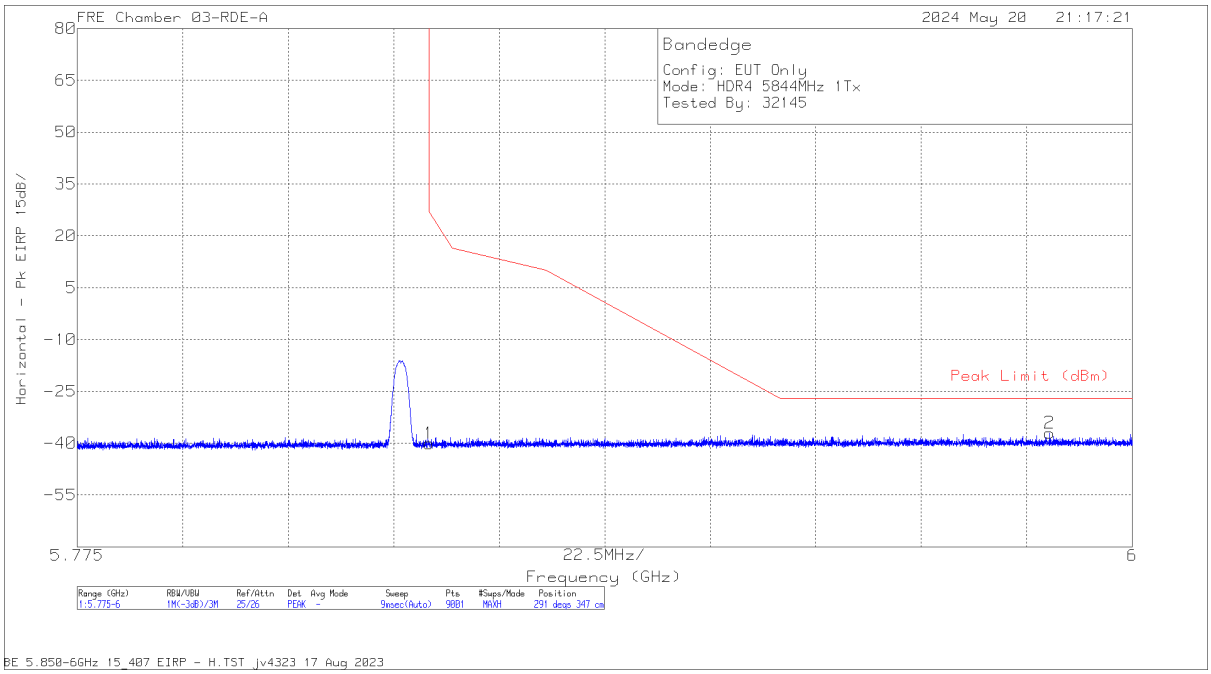

Marker	Frequency (GHz)	Meter Reading (dBm)	Det	226673 ACF (dB/m)	Conversion Factor (dB)	Gain/Loss (dB)	Corrected Reading EIRP (dBm)	Peak Limit (dBm)	PK Margin (dB)	Azimuth (Degs)	Height (cm)	Polarity
1	5.85	-50	Pk	35	11.8	-36.87	-40.07	27	-67.07	291	347	H
2	5.98235	-47.5	Pk	35.3	11.8	-36.63	-37.03	-27	-10.03	291	347	H

Pk - Peak detector

UL VERIFICATION SERVICES INC.
47173 Benicia Street, Fremont, CA 94538; USA TEL:(510) 319-4000 FAX:(510) 661-0888

This report shall not be reproduced except in full, without the written approval of UL Verification Services Inc.

VERTICAL RESULT

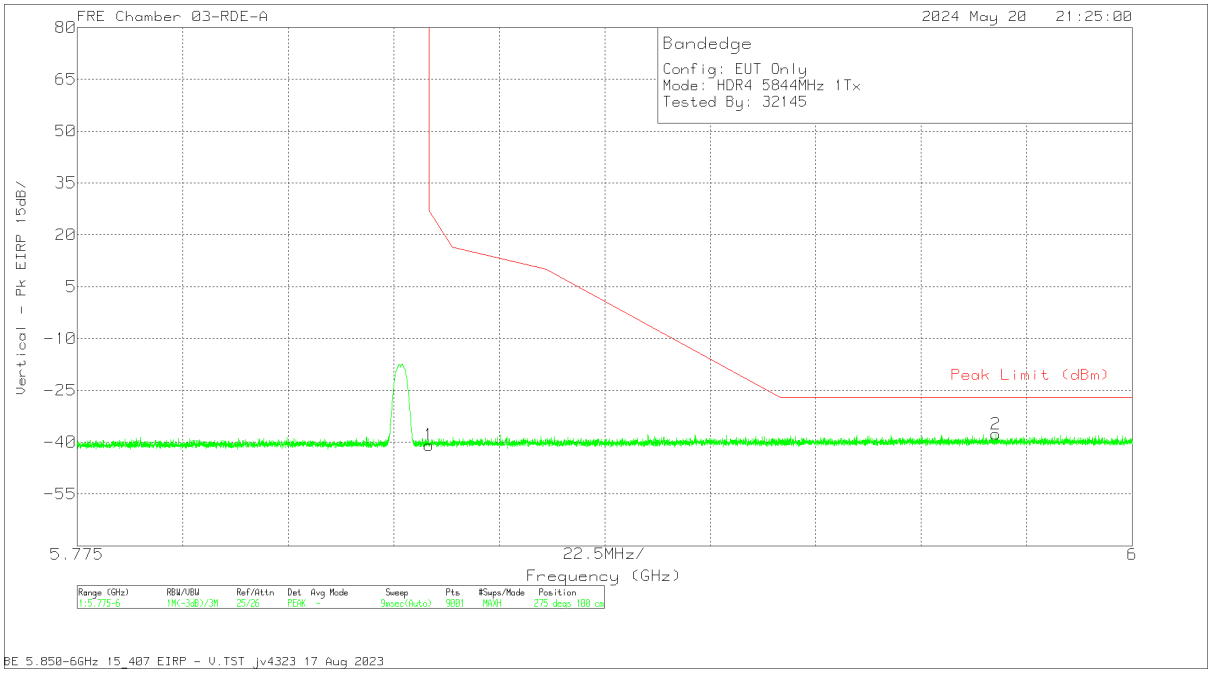

Marker	Frequency (GHz)	Meter Reading (dBm)	Det	226673 ACF (dB/m)	Conversion Factor (dB)	Gain/Loss (dB)	Corrected Reading EIRP (dBm)	Peak Limit (dBm)	PK Margin (dB)	Azimuth (Degs)	Height (cm)	Polarity
1	5.85	-50.82	Pk	35	11.8	-36.87	-40.89	27	-67.89	275	100	V
2	5.970925	-48.12	Pk	35.3	11.8	-36.63	-37.65	-27	-10.65	275	100	V

Pk - Peak detector

UL VERIFICATION SERVICES INC.
47173 Benicia Street, Fremont, CA 94538; USA TEL:(510) 319-4000 FAX:(510) 661-0888

This report shall not be reproduced except in full, without the written approval of UL Verification Services Inc.

ANT 6 + ANT 5, MIMO TXBF MODE

LOW CHANNEL, 5733 MHz

HORIZONTAL RESULT

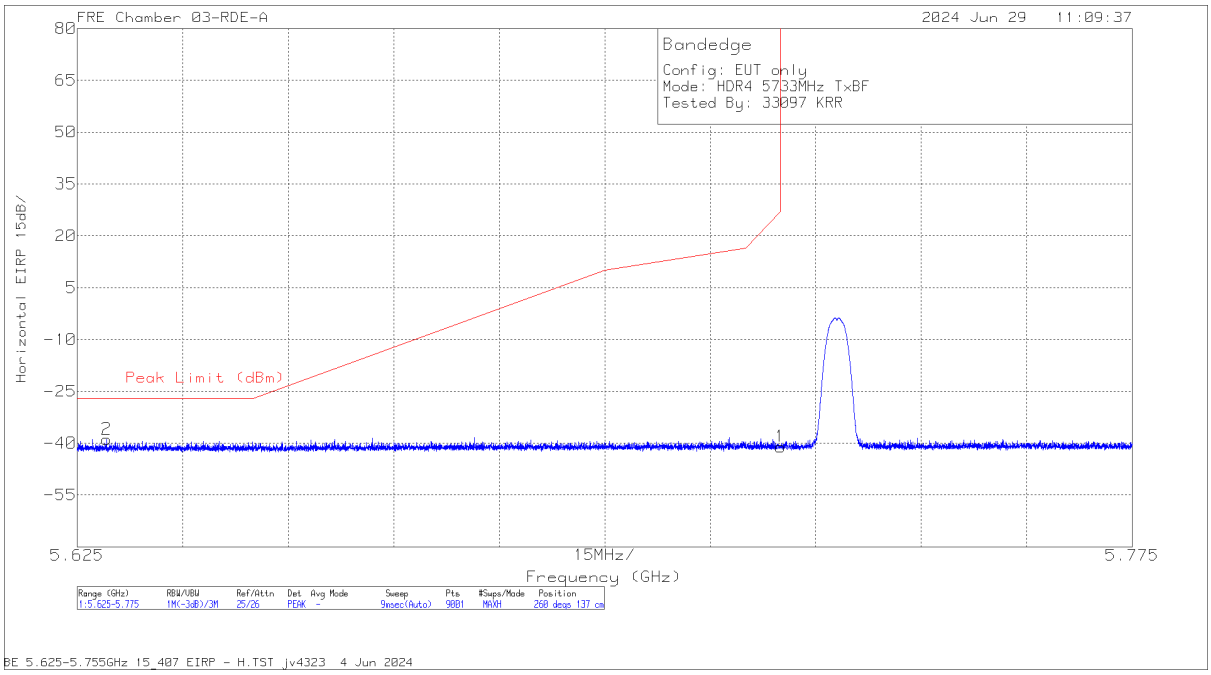

Marker	Frequency (GHz)	Meter Reading (dBm)	Det	226673 ACF (dB/m)	Conversion Factor (dB)	Gain/Loss (dB)	Corrected Reading EIRP (dBm)	Peak Limit (dBm)	PK Margin (dB)	Azimuth (Degs)	Height (cm)	Polarity
2	5.6292	-47.65	Pk	34.4	11.8	-37.41	-38.86	-27	-11.86	260	137	H
1	5.725	-50.29	Pk	34.6	11.8	-37.13	-41.02	27	-68.02	260	137	H

Pk - Peak detector

UL VERIFICATION SERVICES INC.
47173 Benicia Street, Fremont, CA 94538; USA TEL:(510) 319-4000 FAX:(510) 661-0888

This report shall not be reproduced except in full, without the written approval of UL Verification Services Inc.

VERTICAL RESULT

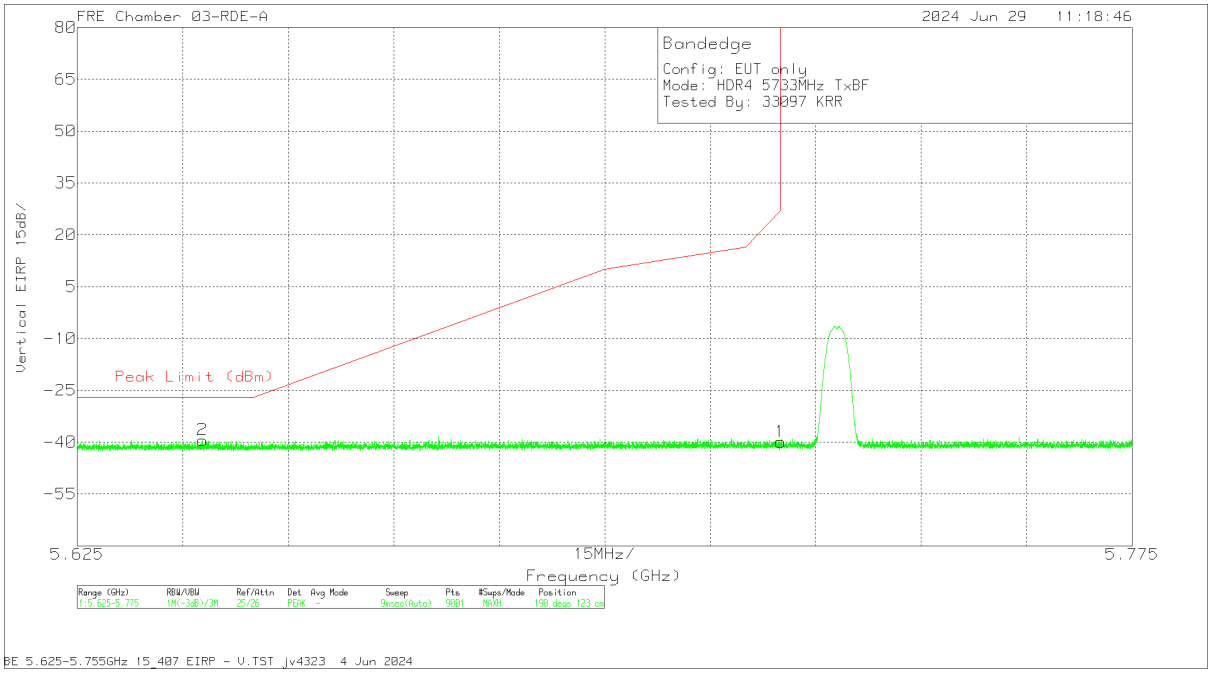

Marker	Frequency (GHz)	Meter Reading (dBm)	Det	226673 ACF (dB/m)	Conversion Factor (dB)	Gain/Loss (dB)	Corrected Reading EIRP (dBm)	Peak Limit (dBm)	PK Margin (dB)	Azimuth (Degs)	Height (cm)	Polarity
2	5.6428	-48.25	Pk	34.4	11.8	-37.33	-39.38	-27	-12.38	190	123	V
1	5.725	-49.17	Pk	34.6	11.8	-37.13	-39.9	27	-66.9	190	123	V

Pk - Peak detector

UL VERIFICATION SERVICES INC.
47173 Benicia Street, Fremont, CA 94538; USA TEL:(510) 319-4000 FAX:(510) 661-0888

This report shall not be reproduced except in full, without the written approval of UL Verification Services Inc.

HIGH CHANNEL, 5844 MHz

HORIZONTAL RESULT

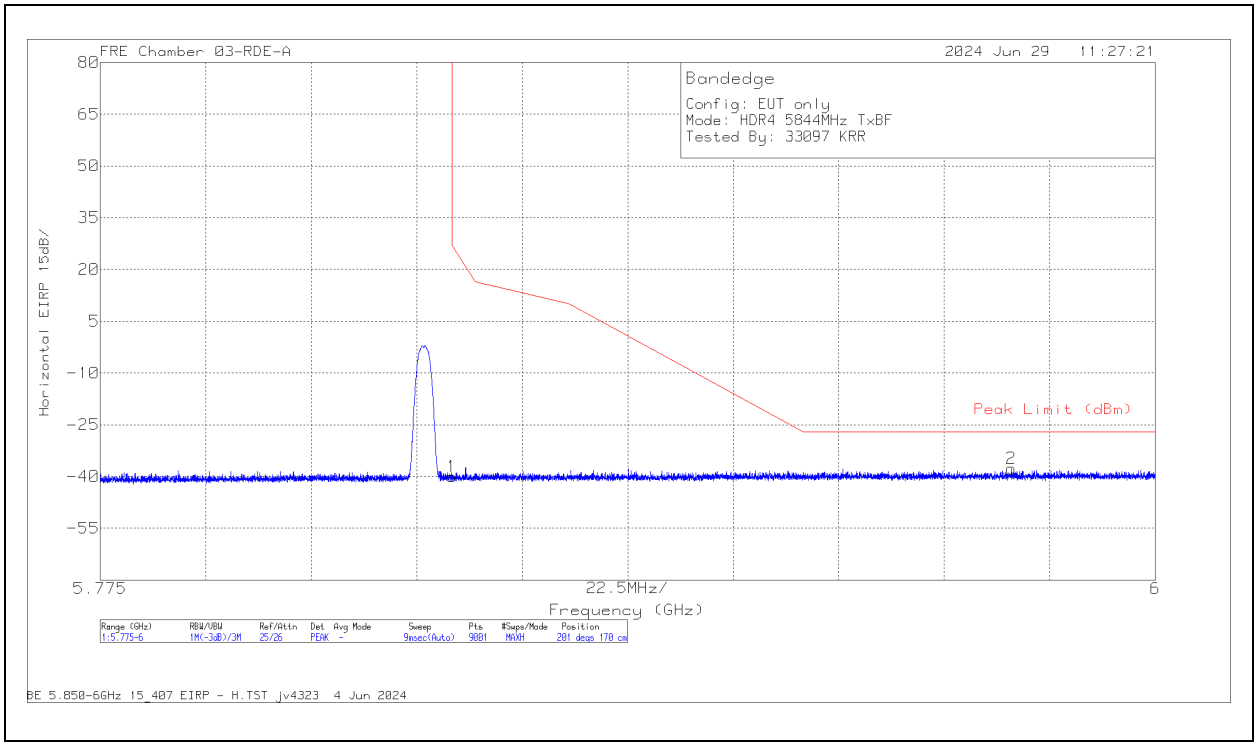

Marker	Frequency (GHz)	Meter Reading (dBm)	Det	226673 ACF (dB/m)	Conversion Factor (dB)	Gain/Loss (dB)	Corrected Reading EIRP (dBm)	Peak Limit (dBm)	PK Margin (dB)	Azimuth (Degs)	Height (cm)	Polarity
1	5.85	-49.98	Pk	35	11.8	-36.87	-40.05	27	-67.05	201	170	H
2	5.969325	-48.15	Pk	35.3	11.8	-36.64	-37.69	-27	-10.69	201	170	H

Pk - Peak detector

UL VERIFICATION SERVICES INC.
47173 Benicia Street, Fremont, CA 94538; USA TEL:(510) 319-4000 FAX:(510) 661-0888

This report shall not be reproduced except in full, without the written approval of UL Verification Services Inc.

VERTICAL RESULT

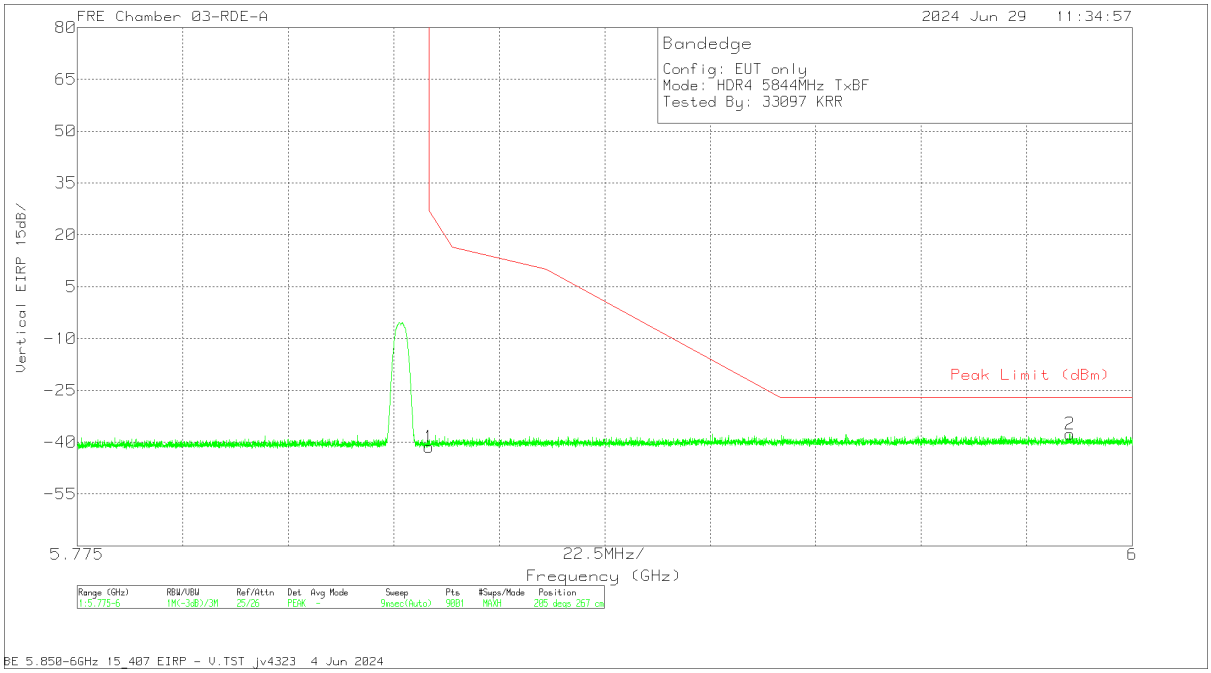

Marker	Frequency (GHz)	Meter Reading (dBm)	Det	226673 ACF (dB/m)	Conversion Factor (dB)	Gain/Loss (dB)	Corrected Reading EIRP (dBm)	Peak Limit (dBm)	PK Margin (dB)	Azimuth (Degs)	Height (cm)	Polarity
1	5.85	-51.27	Pk	35	11.8	-36.87	-41.34	27	-68.34	205	267	V
2	5.9867	-48.14	Pk	35.3	11.8	-36.58	-37.62	-27	-10.62	205	267	V

Pk - Peak detector

UL VERIFICATION SERVICES INC.
47173 Benicia Street, Fremont, CA 94538; USA TEL:(510) 319-4000 FAX:(510) 661-0888

This report shall not be reproduced except in full, without the written approval of UL Verification Services Inc.

10.1.20. HDR 4 LOW POWER, UNII-3 BAND, MIMO TXBF MODE, HARMONIC AND SPURIOUS

LOW CHANNEL, 5733 MHz

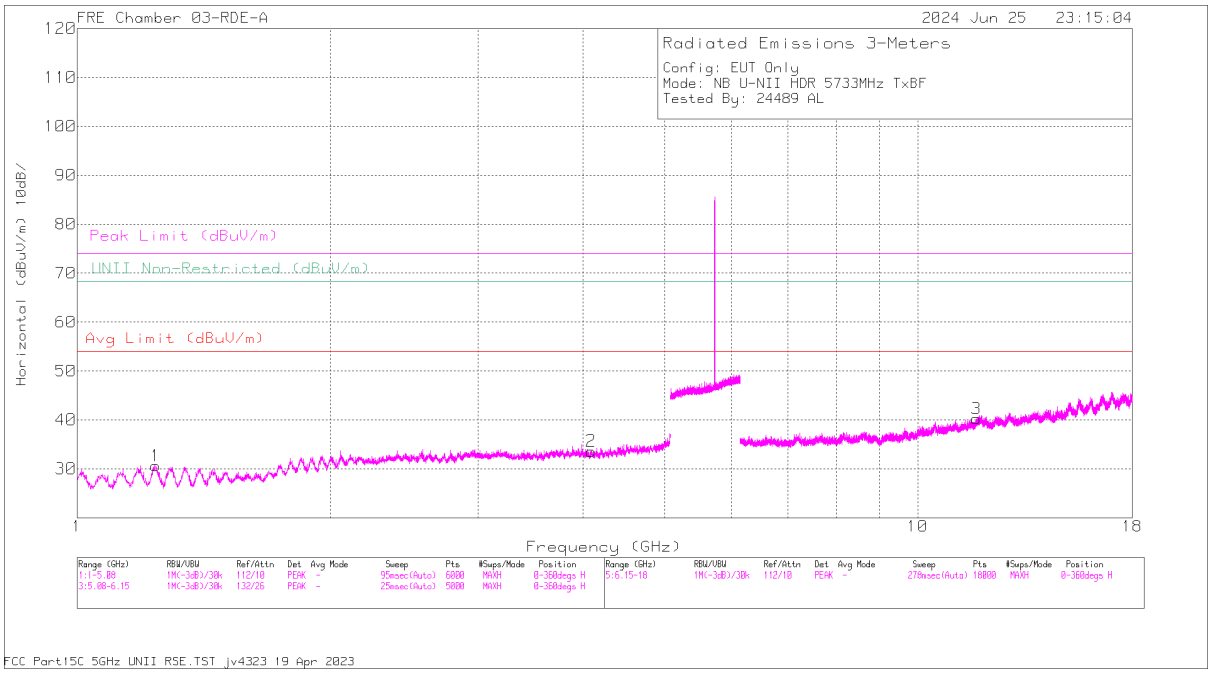

HORIZONTAL

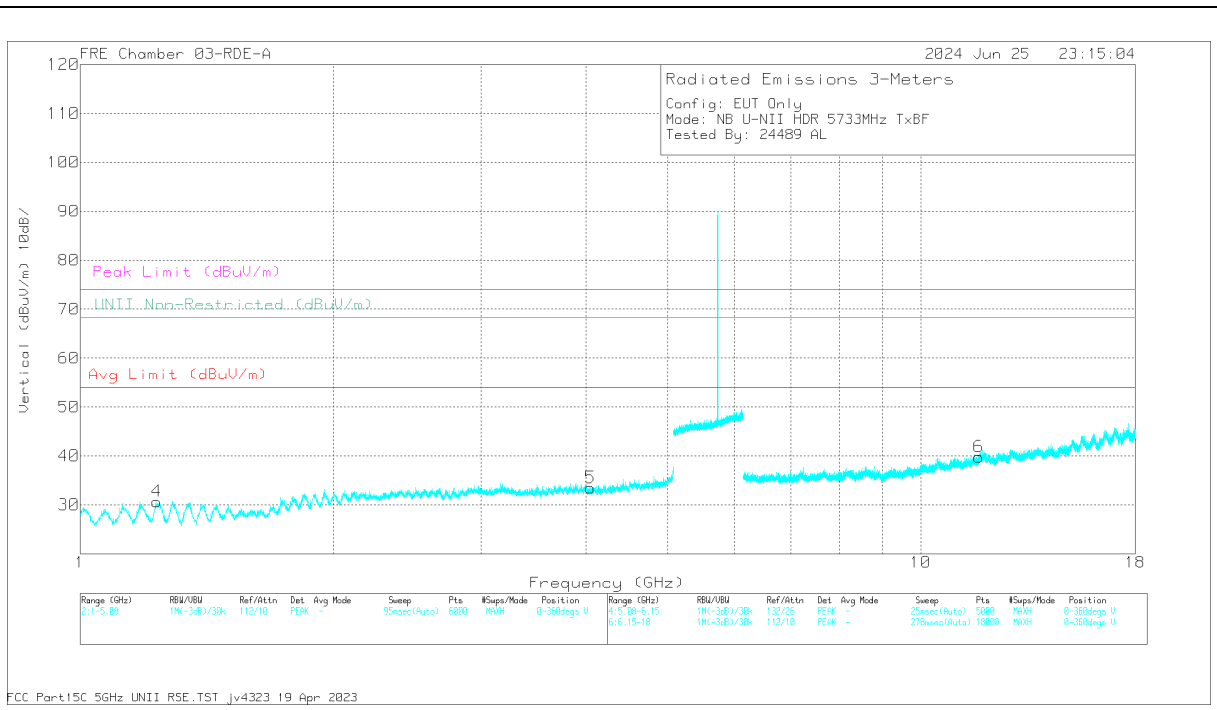

VERTICAL

UL VERIFICATION SERVICES INC.
47173 Benicia Street, Fremont, CA 94538; USA TEL:(510) 319-4000 FAX:(510) 661-0888

This report shall not be reproduced except in full, without the written approval of UL Verification Services Inc.

RADIATED EMISSIONS

Marker	Frequency (GHz)	Meter Reading (dBuV)	Det	226673 ACF (dB/m)	Gain/Loss (dB)	Corrected Reading (dBuV/m)	Avg Limit (dBuV/m)	Margin (dB)	Peak Limit (dBuV/m)	PK Margin (dB)	Azimuth (Degs)	Height (cm)	Polarity
1	* 1.238526	62.26	PK-U	28.5	-50.06	40.7	-	-	74	-33.3	0	198	H
	* 1.238254	50.26	ADR	28.5	-50.06	28.7	54	-25.3	-	-	0	198	H
2	* 4.088743	57.85	PK-U	33.4	-47.01	44.24	-	-	74	-29.76	0	198	H
	* 4.087773	45.55	ADR	33.4	-47	31.95	54	-22.05	-	-	0	198	H
4	* 1.233236	61.99	PK-U	28.5	-50.07	40.42	-	-	74	-33.58	0	101	V
	* 1.233866	50.46	ADR	28.5	-50.07	28.89	54	-25.11	-	-	0	101	V
5	* 4.049077	56.72	PK-U	33.4	-46.92	43.2	-	-	74	-30.8	0	101	V
	* 4.045743	45.41	ADR	33.4	-46.98	31.83	54	-22.17	-	-	0	101	V
3	* 11.737014	54.05	PK-U	38.5	-43.06	49.49	-	-	74	-24.51	0	101	H
	* 11.737806	42.75	ADR	38.5	-43.05	38.2	54	-15.8	-	-	0	101	H
6	* 11.722264	54.48	PK-U	38.5	-43.09	49.89	-	-	74	-24.11	0	101	V
	* 11.721568	42.84	ADR	38.5	-43.09	38.25	54	-15.75	-	-	0	101	V

* - indicates frequency in 47 CFR Pt 15 Restricted Band
PK-U - U-NII: Maximum Peak
ADR - U-NII AD primary method, RMS average

UL VERIFICATION SERVICES INC.
47173 Benicia Street, Fremont, CA 94538; USA TEL:(510) 319-4000 FAX:(510) 661-0888
This report shall not be reproduced except in full, without the written approval of UL Verification Services Inc.

MID CHANNEL, 5788 MHz

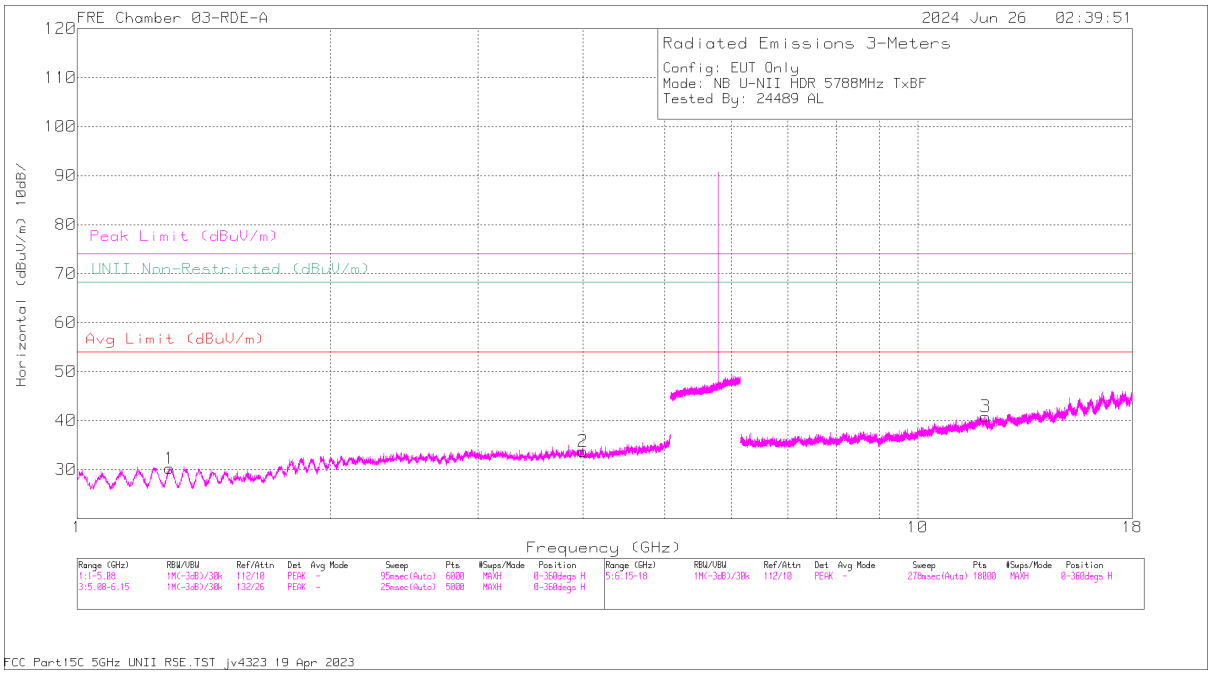

HORIZONTAL

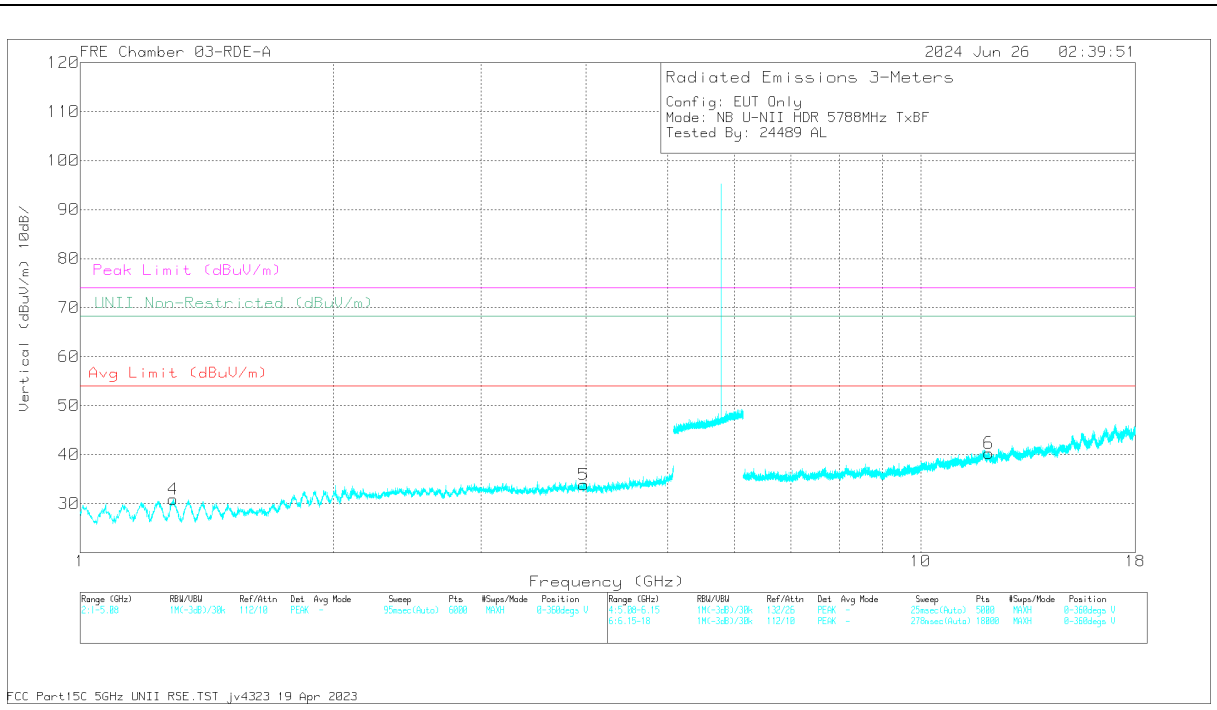

VERTICAL

UL VERIFICATION SERVICES INC.
47173 Benicia Street, Fremont, CA 94538; USA TEL:(510) 319-4000 FAX:(510) 661-0888

This report shall not be reproduced except in full, without the written approval of UL Verification Services Inc.

RADIATED EMISSIONS

Marker	Frequency (GHz)	Meter Reading (dBuV)	Det	226673 ACF (dB/m)	Gain/Loss (dB)	Corrected Reading (dBuV/m)	Avg Limit (dBuV/m)	Margin (dB)	Peak Limit (dBuV/m)	PK Margin (dB)	Azimuth (Degs)	Height (cm)	Polarity
1	* 1.289286	62.47	PK-U	28.5	-49.95	41.02	-	-	74	-32.98	0	198	H
	* 1.287073	50.47	ADR	28.5	-49.91	29.06	54	-24.94	-	-	0	198	H
2	* 3.996865	56.91	PK-U	33.4	-47.02	43.29	-	-	74	-30.71	0	198	H
	* 3.99688	45.78	ADR	33.4	-47.02	32.16	54	-21.84	-	-	0	198	H
4	* 1.290159	62.8	PK-U	28.5	-49.96	41.34	-	-	74	-32.66	0	101	V
	* 1.290478	50.41	ADR	28.5	-49.97	28.94	54	-25.06	-	-	0	101	V
5	* 3.97335	57.07	PK-U	33.5	-47.12	43.45	-	-	74	-30.55	0	101	V
	* 3.972096	45.48	ADR	33.5	-47.15	31.83	54	-22.17	-	-	0	101	V
3	* 12.04109	54.23	PK-U	38.8	-43.32	49.71	-	-	74	-24.29	0	101	H
	* 12.04020	42.29	ADR	38.8	-43.31	37.78	54	-16.22	-	-	0	101	H
6	* 12.05608	53.61	PK-U	38.8	-43.25	49.16	-	-	74	-24.84	0	101	V
	* 12.05809	42.47	ADR	38.8	-43.17	38.1	54	-15.9	-	-	0	101	V

* - indicates frequency in 47 CFR Pt 15 Restricted Band
PK-U - U-NII: Maximum Peak
ADR - U-NII AD primary method, RMS average

UL VERIFICATION SERVICES INC.
47173 Benicia Street, Fremont, CA 94538; USA TEL:(510) 319-4000 FAX:(510) 661-0888
This report shall not be reproduced except in full, without the written approval of UL Verification Services Inc.

HIGH CHANNEL, 5844 MHz

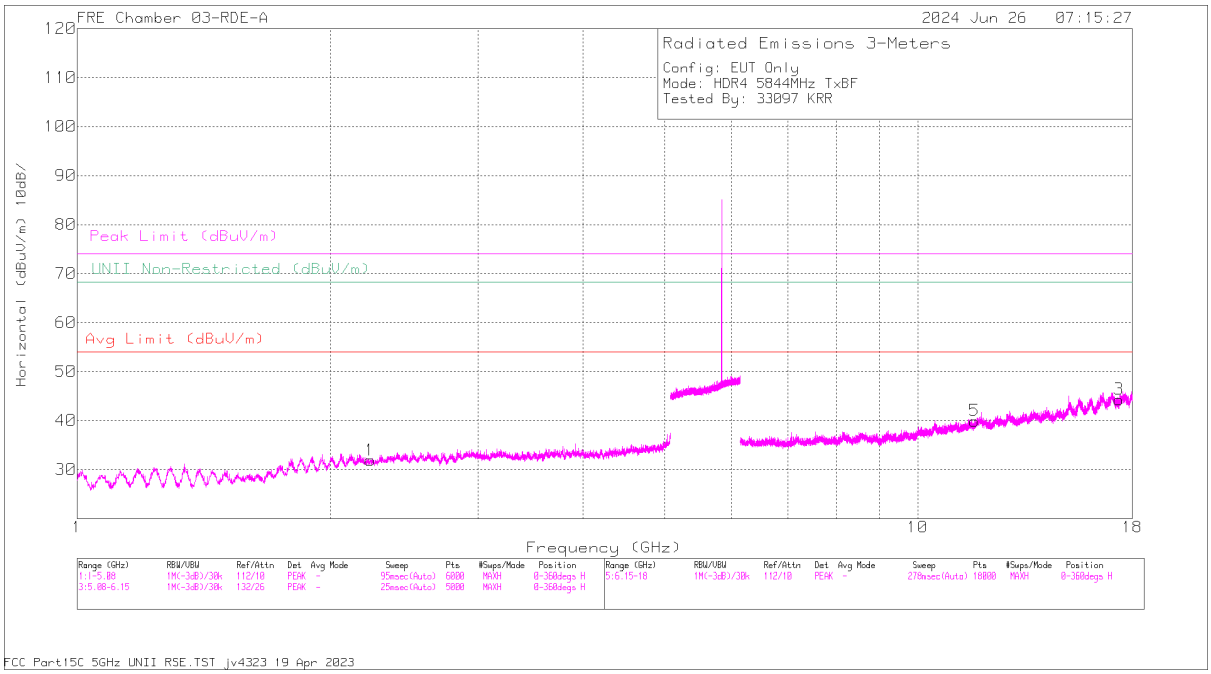

HORIZONTAL

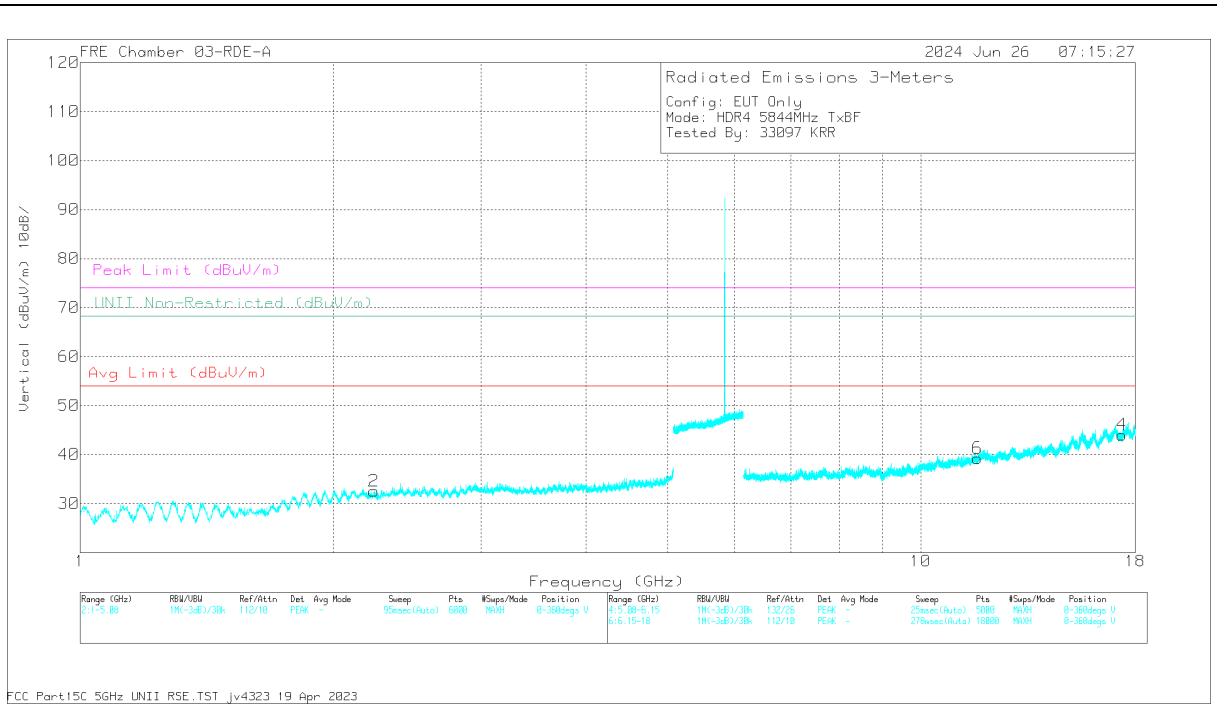

VERTICAL

UL VERIFICATION SERVICES INC.
47173 Benicia Street, Fremont, CA 94538; USA TEL:(510) 319-4000 FAX:(510) 661-0888

This report shall not be reproduced except in full, without the written approval of UL Verification Services Inc.

RADIATED EMISSIONS

Marker	Frequency (GHz)	Meter Reading (dBuV)	Det	226673 ACF (dB/m)	Gain/Loss (dB)	Corrected Reading (dBuV/m)	Avg Limit (dBuV/m)	Margin (dB)	Peak Limit (dBuV/m)	PK Margin (dB)	UNII Non-Restricted (dBuV/m)	PK Margin (dB)	Azimuth (Degs)	Height (cm)	Polarity
1	* 2.232783	60.74	PK-U	31.6	-49.81	42.53	-	-	74	-31.47	-	-	1	198	H
	* 2.231118	48.75	ADR	31.6	-49.91	30.44	54	-23.56	-	-	-	-	1	198	H
2	* 2.235052	60.43	PK-U	31.6	-49.77	42.26	-	-	74	-31.74	-	-	1	101	V
	* 2.235034	48.83	ADR	31.6	-49.77	30.66	54	-23.34	-	-	-	-	1	101	V
5	* 11.68548	54.52	PK-U	38.4	-43.3	49.62	-	-	74	-24.38	-	-	1	101	H
	* 11.68684	42.75	ADR	38.4	-43.31	37.84	54	-16.16	-	-	-	-	1	101	H
6	* 11.67949	54.04	PK-U	38.4	-43.22	49.22	-	-	74	-24.78	-	-	1	101	V
	* 11.67930	42.68	ADR	38.4	-43.22	37.86	54	-16.14	-	-	-	-	1	101	V
4	17.357674	52.12	PK-U	41.7	-39.75	54.07	-	-	-	-	68.2	-14.13	1	198	V
3	17.358457	51.59	PK-U	41.7	-39.72	53.57	-	-	-	-	68.2	-14.63	1	198	H
	17.358636	39.77	ADR	41.7	-39.72	41.75	-	-	-	-	-	-	1	198	V
	17.361141	39.89	ADR	41.7	-39.66	41.93	-	-	-	-	-	-	1	198	H

* - indicates frequency in 47 CFR Pt 15 Restricted Band
PK-U - U-NII: Maximum Peak
ADR - U-NII AD primary method, RMS average

UL VERIFICATION SERVICES INC.
47173 Benicia Street, Fremont, CA 94538; USA TEL:(510) 319-4000 FAX:(510) 661-0888
This report shall not be reproduced except in full, without the written approval of UL Verification Services Inc.

10.1.21. HDR 8 HIGH POWER, UNII-3 BAND, BANDEDGE

ANT 6, SISO MODE

LOW CHANNEL, 5733 MHz

HORIZONTAL RESULT

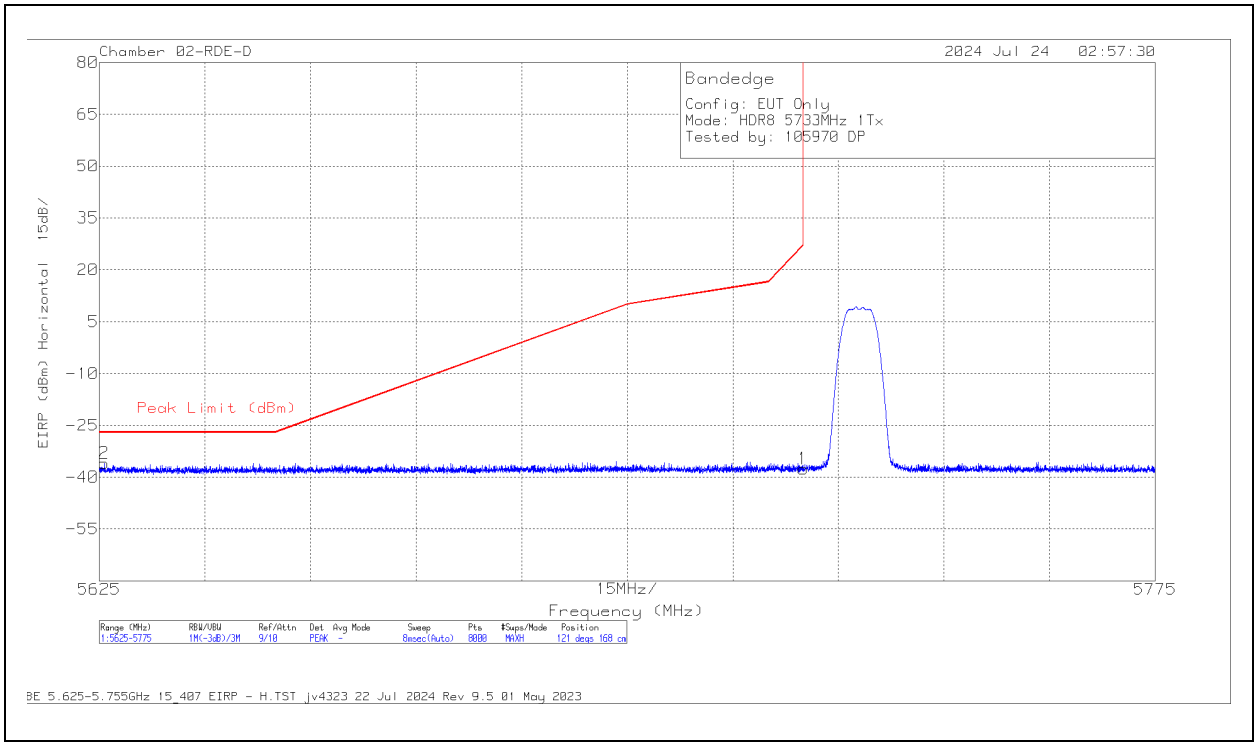

Marker	Frequency (MHz)	Meter Reading (dBm)	Det	200896 ACF (dB/m)	Amp/Cbl (dB)	Conversion Factor (dB)	Corrected Reading EIRP (dBm)	Peak Limit (dBm)	PK Margin (dB)	Azimuth (Degs)	Height (cm)	Polarity
2	5625.694	-66.55	Pk	34.4	-15.6	11.8	-35.95	-27	-8.95	121	168	H
1	5725	-68.08	Pk	34.6	-15.9	11.8	-37.58	27	-64.58	121	168	H

Pk - Peak detector

UL VERIFICATION SERVICES INC.
47173 Benicia Street, Fremont, CA 94538; USA TEL:(510) 319-4000 FAX:(510) 661-0888

This report shall not be reproduced except in full, without the written approval of UL Verification Services Inc.

VERTICAL RESULT

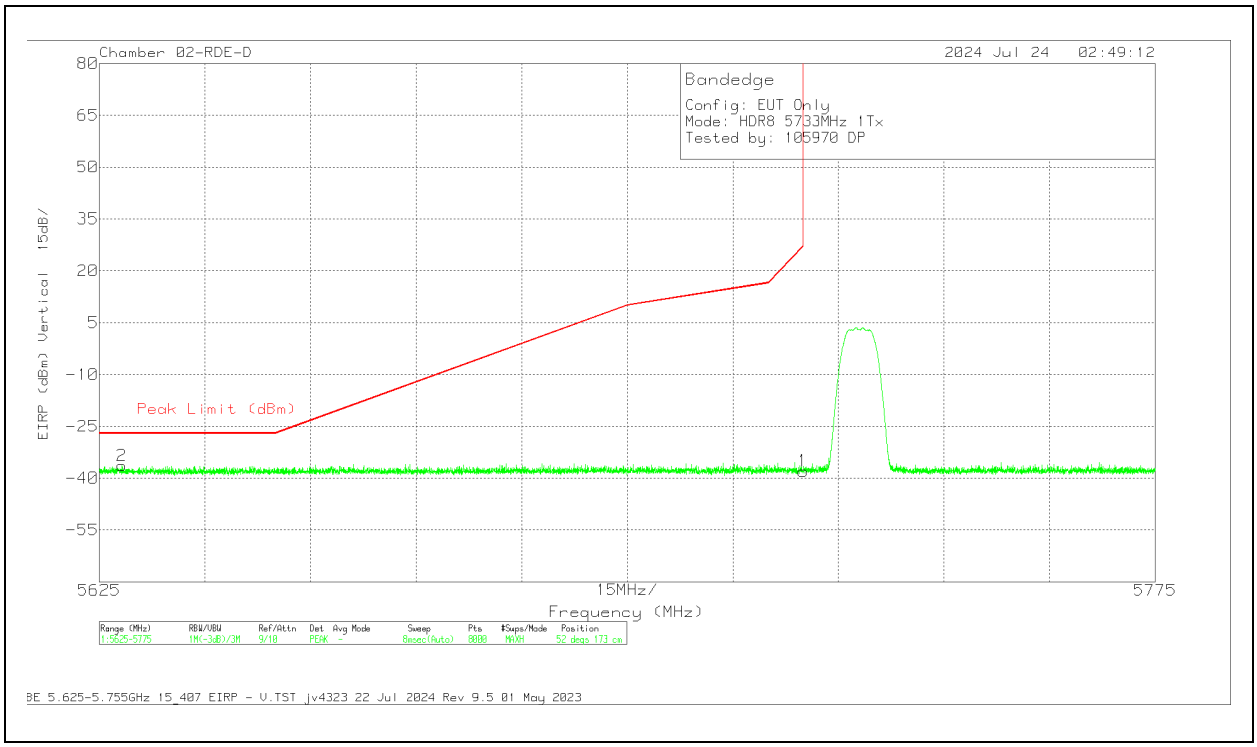

Marker	Frequency (MHz)	Meter Reading (dBm)	Det	200896 ACF (dB/m)	Amp/Cbl (dB)	Conversion Factor (dB)	Corrected Reading EIRP (dBm)	Peak Limit (dBm)	PK Margin (dB)	Azimuth (Degs)	Height (cm)	Polarity
2	5628.225	-67.01	Pk	34.4	-15.6	11.8	-36.41	-27	-9.41	52	173	V
1	5725	-68.45	Pk	34.6	-15.9	11.8	-37.95	27	-64.95	52	173	V

Pk - Peak detector

UL VERIFICATION SERVICES INC.
47173 Benicia Street, Fremont, CA 94538; USA TEL:(510) 319-4000 FAX:(510) 661-0888

This report shall not be reproduced except in full, without the written approval of UL Verification Services Inc.

HIGH CHANNEL, 5844 MHz

HORIZONTAL RESULT

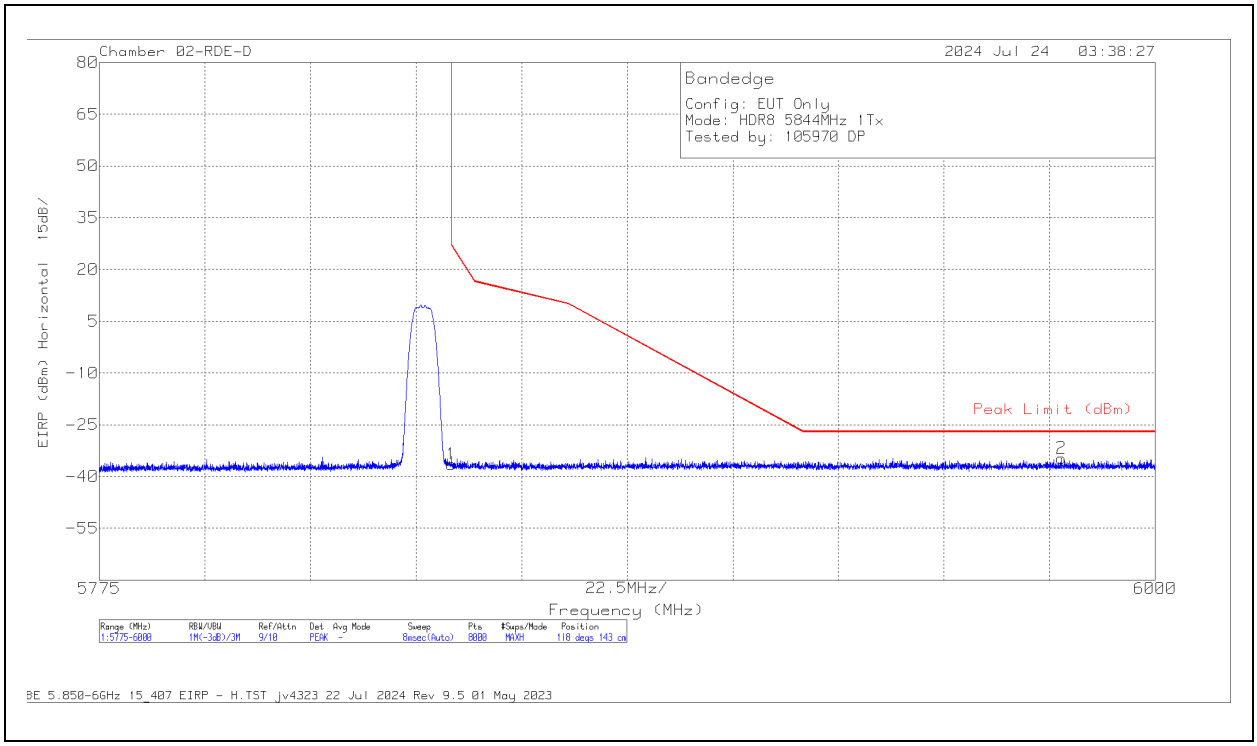

Marker	Frequency (MHz)	Meter Reading (dBm)	Det	200896 ACF (dB/m)	Amp/Cbl (dB)	Conversion Factor (dB)	Corrected Reading EIRP (dBm)	Peak Limit (dBm)	PK Margin (dB)	Azimuth (Degs)	Height (cm)	Polarity
1	5850	-67.52	Pk	35	-15.7	11.8	-36.42	27	-63.42	118	143	H
2	5980.004	-65.97	Pk	35.3	-15.8	11.8	-34.67	-27	-7.67	118	143	H

Pk - Peak detector

UL VERIFICATION SERVICES INC.
47173 Benicia Street, Fremont, CA 94538; USA TEL:(510) 319-4000 FAX:(510) 661-0888

This report shall not be reproduced except in full, without the written approval of UL Verification Services Inc.

VERTICAL RESULT

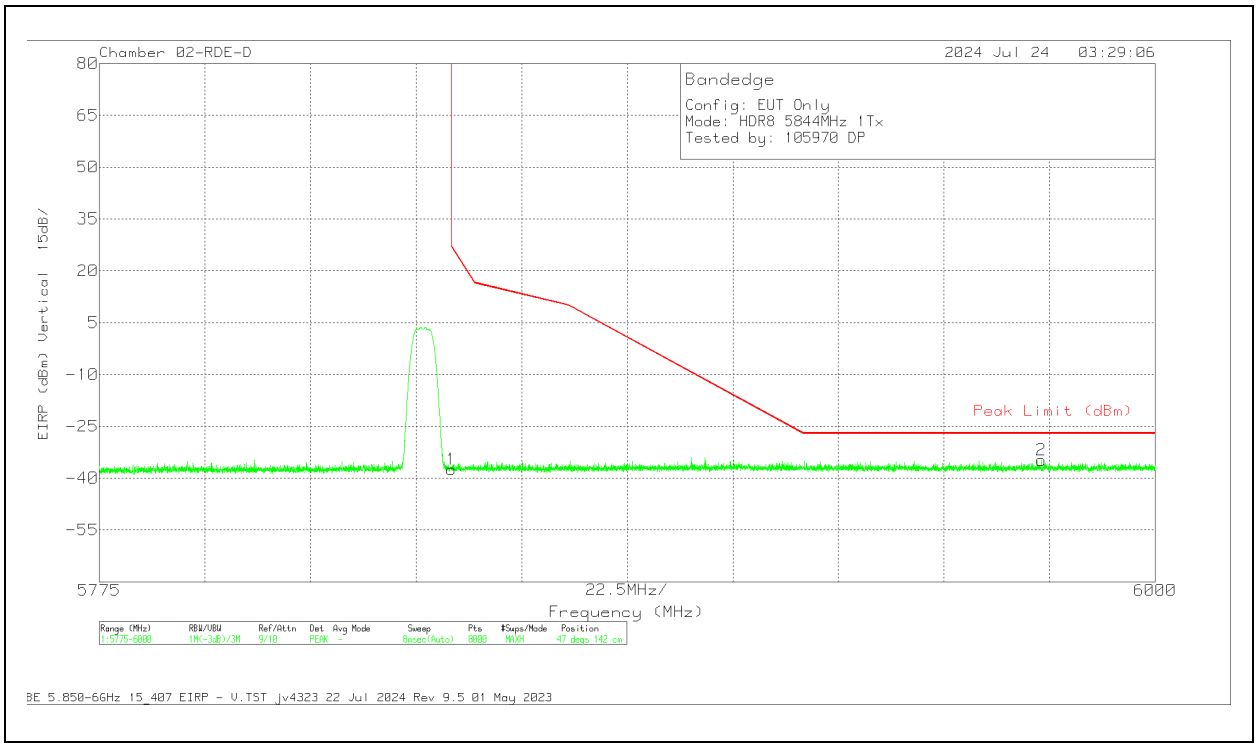

Marker	Frequency (MHz)	Meter Reading (dBm)	Det	200896 ACF (dB/m)	Amp/Cbl (dB)	Conversion Factor (dB)	Corrected Reading EIRP (dBm)	Peak Limit (dBm)	PK Margin (dB)	Azimuth (Degs)	Height (cm)	Polarity
1	5850	-68.57	Pk	35	-15.7	11.8	-37.47	27	-64.47	47	142	V
2	5975.7	-66.08	Pk	35.3	-15.8	11.8	-34.78	-27	-7.78	47	142	V

Pk - Peak detector

UL VERIFICATION SERVICES INC.
47173 Benicia Street, Fremont, CA 94538; USA TEL:(510) 319-4000 FAX:(510) 661-0888

This report shall not be reproduced except in full, without the written approval of UL Verification Services Inc.

ANT 5, SISO MODE

LOW CHANNEL, 5733 MHz

HORIZONTAL RESULT

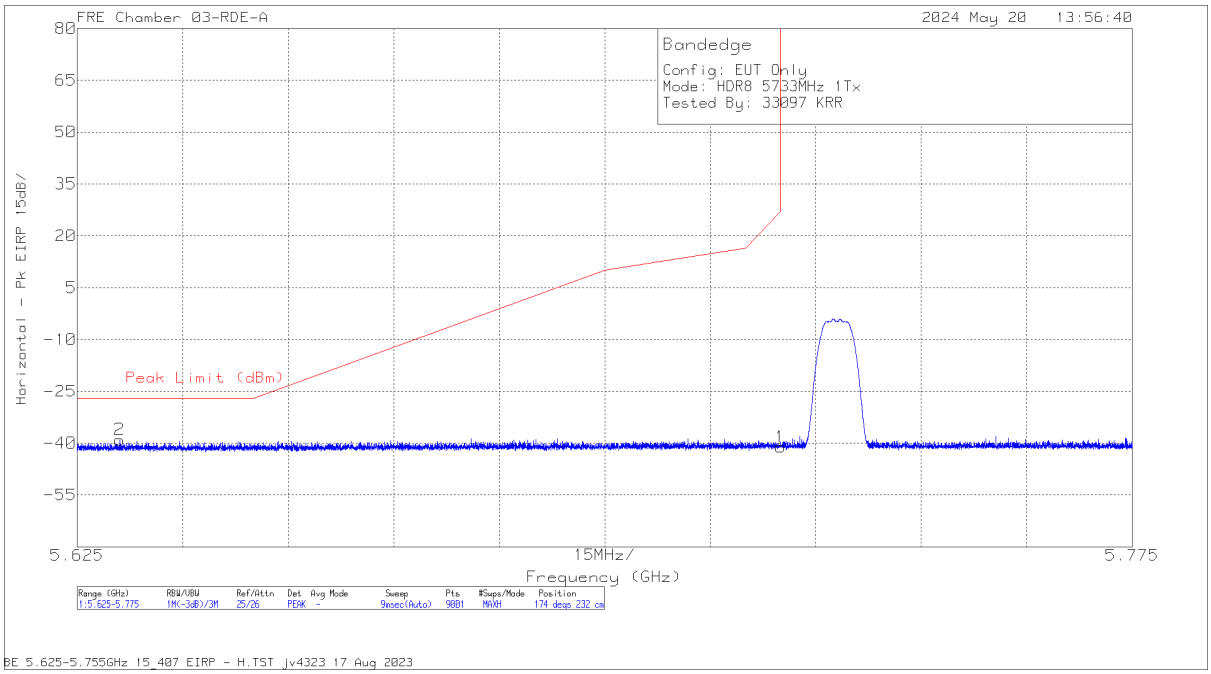

Marker	Frequency (GHz)	Meter Reading (dBm)	Det	226673 ACF (dB/m)	Conversion Factor (dB)	Gain/Loss (dB)	Corrected Reading EIRP (dBm)	Peak Limit (dBm)	PK Margin (dB)	Azimuth (Degs)	Height (cm)	Polarity
2	5.631017	-47.83	Pk	34.4	11.8	-37.39	-39.02	-27	-12.02	174	232	H
1	5.725	-50.37	Pk	34.6	11.8	-37.13	-41.1	27	-68.1	174	232	H

Pk - Peak detector

UL VERIFICATION SERVICES INC.
47173 Benicia Street, Fremont, CA 94538; USA TEL:(510) 319-4000 FAX:(510) 661-0888

This report shall not be reproduced except in full, without the written approval of UL Verification Services Inc.

VERTICAL RESULT

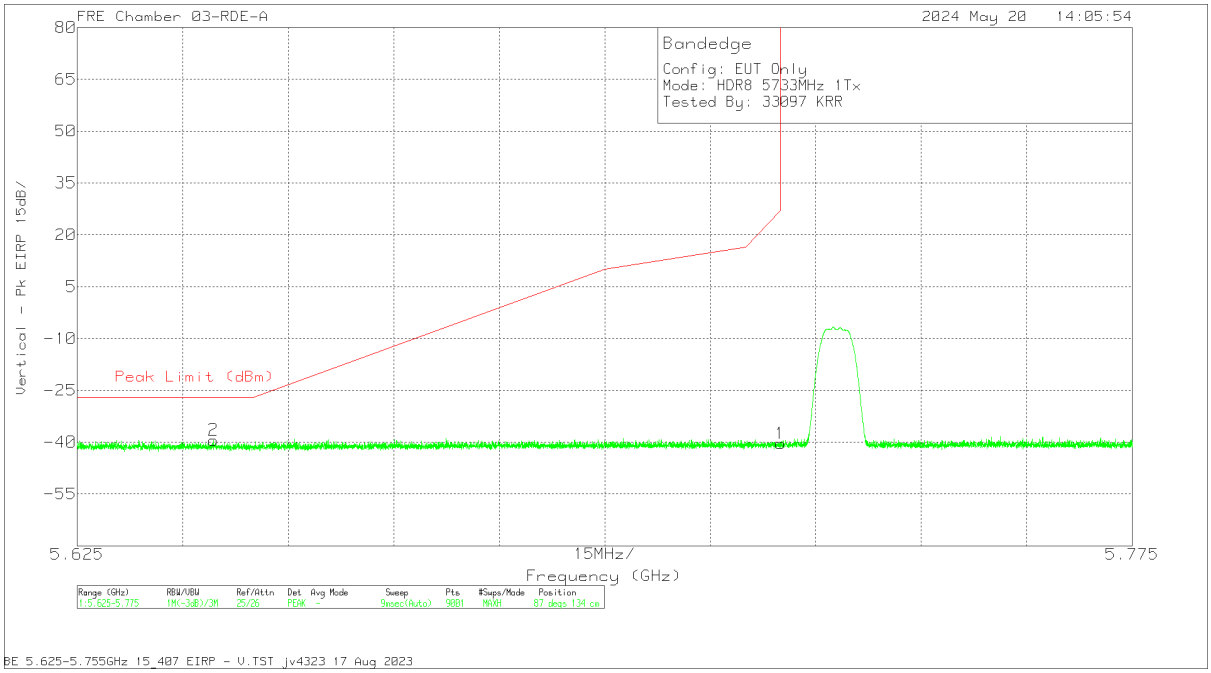

Marker	Frequency (GHz)	Meter Reading (dBm)	Det	226673 ACF (dB/m)	Conversion Factor (dB)	Gain/Loss (dB)	Corrected Reading EIRP (dBm)	Peak Limit (dBm)	PK Margin (dB)	Azimuth (Degs)	Height (cm)	Polarity
2	5.644367	-48.27	Pk	34.4	11.8	-37.34	-39.41	-27	-12.41	87	134	V
1	5.725	-49.68	Pk	34.6	11.8	-37.13	-40.41	27	-67.41	87	134	V

Pk - Peak detector

UL VERIFICATION SERVICES INC.
47173 Benicia Street, Fremont, CA 94538; USA TEL:(510) 319-4000 FAX:(510) 661-0888

This report shall not be reproduced except in full, without the written approval of UL Verification Services Inc.

HIGH CHANNEL, 5844 MHz

HORIZONTAL RESULT

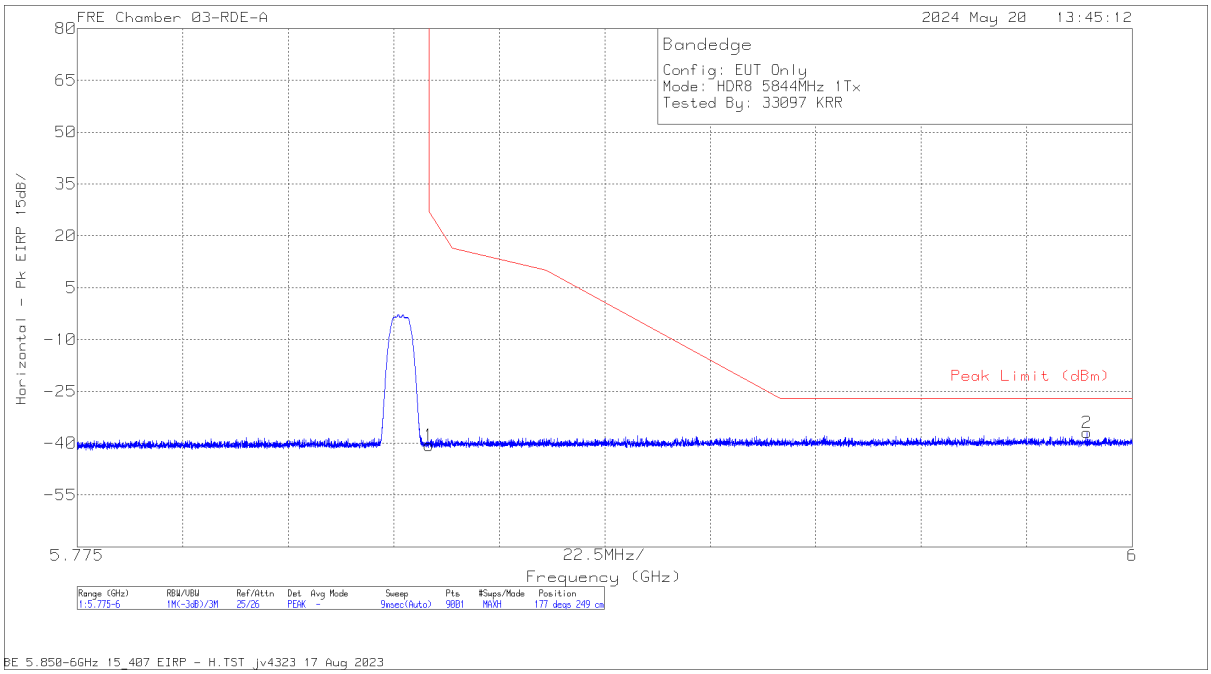

Marker	Frequency (GHz)	Meter Reading (dBm)	Det	226673 ACF (dB/m)	Conversion Factor (dB)	Gain/Loss (dB)	Corrected Reading EIRP (dBm)	Peak Limit (dBm)	PK Margin (dB)	Azimuth (Degs)	Height (cm)	Polarity
1	5.85	-50.54	Pk	35	11.8	-36.87	-40.61	27	-67.61	177	249	H
2	5.99035	-47.47	Pk	35.3	11.8	-36.58	-36.95	-27	-9.95	177	249	H

Pk - Peak detector

UL VERIFICATION SERVICES INC.
47173 Benicia Street, Fremont, CA 94538; USA TEL:(510) 319-4000 FAX:(510) 661-0888

This report shall not be reproduced except in full, without the written approval of UL Verification Services Inc.

VERTICAL RESULT

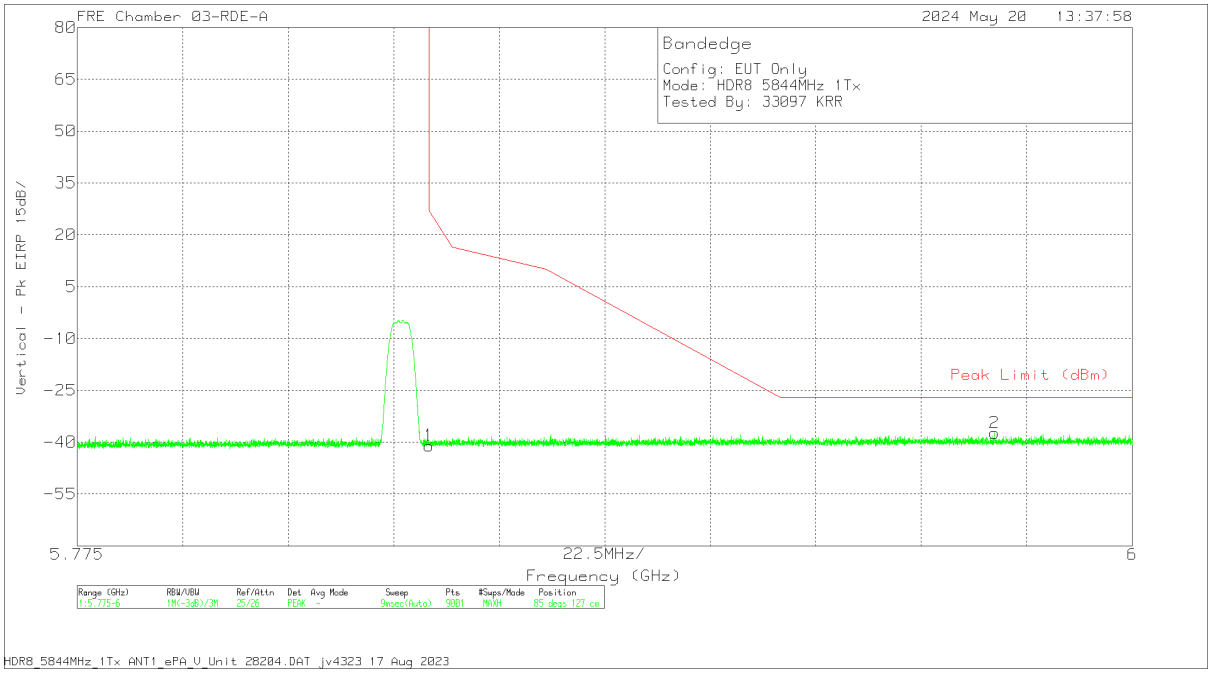

Marker	Frequency (GHz)	Meter Reading (dBm)	Det	226673 ACF (dB/m)	Conversion Factor (dB)	Gain/Loss (dB)	Corrected Reading EIRP (dBm)	Peak Limit (dBm)	PK Margin (dB)	Azimuth (Degs)	Height (cm)	Polarity
1	5.85	-51.01	Pk	35	11.8	-36.87	-41.08	27	-68.08	85	127	V
2	5.9706	-47.8	Pk	35.3	11.8	-36.63	-37.33	-27	-10.33	85	127	V

Pk - Peak detector

UL VERIFICATION SERVICES INC.
47173 Benicia Street, Fremont, CA 94538; USA TEL:(510) 319-4000 FAX:(510) 661-0888

This report shall not be reproduced except in full, without the written approval of UL Verification Services Inc.

ANT 6 + ANT 5, MIMO TXBF MODE

LOW CHANNEL, 5733 MHz

HORIZONTAL RESULT

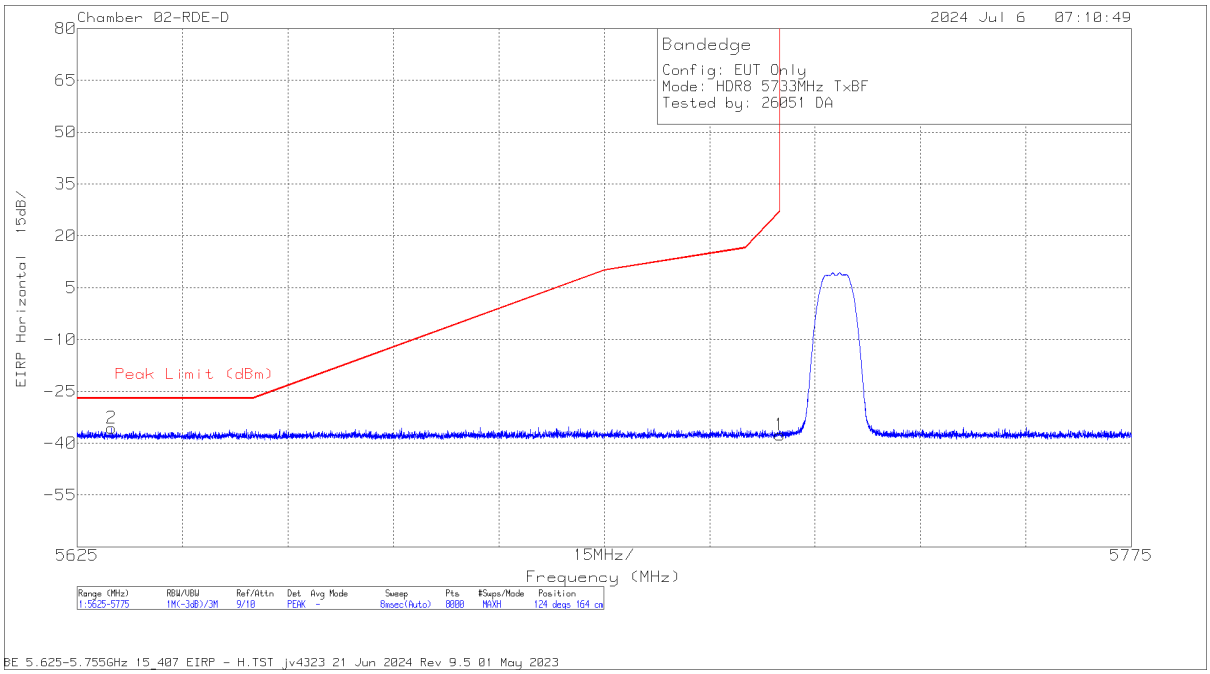

Marker	Frequency (MHz)	Meter Reading (dBm)	Det	200896 ACF (dB/m)	Amp/Cbl (dB)	Conversion Factor (dB)	Corrected Reading EIRP (dBm)	Peak Limit (dBm)	PK Margin (dB)	Azimuth (Degs)	Height (cm)	Polarity
2	5629.932	-66.1	Pk	34.4	-15.7	11.8	-35.6	-27	-8.6	124	164	H
1	5725	-68.1	Pk	34.6	-15.9	11.8	-37.6	27	-64.6	124	164	H

Pk - Peak detector

UL VERIFICATION SERVICES INC.
47173 Benicia Street, Fremont, CA 94538; USA TEL:(510) 319-4000 FAX:(510) 661-0888

This report shall not be reproduced except in full, without the written approval of UL Verification Services Inc.

VERTICAL RESULT

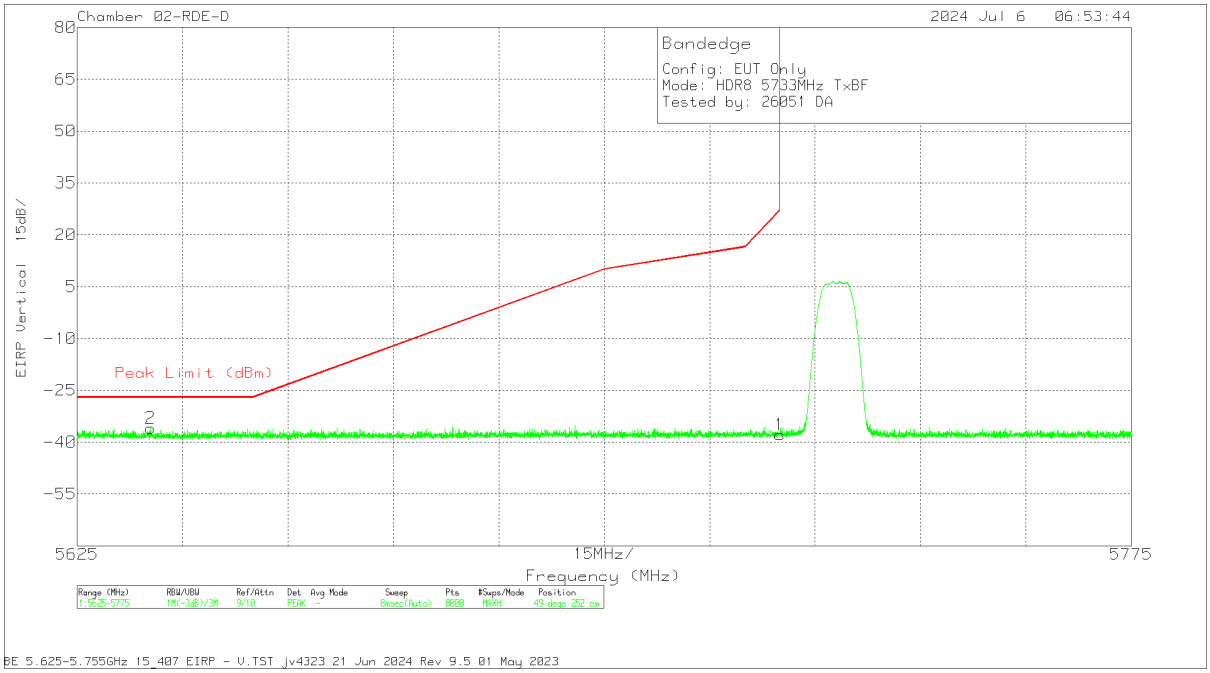

Marker	Frequency (MHz)	Meter Reading (dBm)	Det	200896 ACF (dB/m)	Amp/Cbl (dB)	Conversion Factor (dB)	Corrected Reading EIRP (dBm)	Peak Limit (dBm)	PK Margin (dB)	Azimuth (Degs)	Height (cm)	Polarity
2	5635.407	-66.47	Pk	34.4	-15.7	11.8	-35.97	-27	-8.97	49	252	V
1	5725	-68.34	Pk	34.6	-15.9	11.8	-37.84	27	-64.84	49	252	V

Pk - Peak detector

UL VERIFICATION SERVICES INC.
47173 Benicia Street, Fremont, CA 94538; USA TEL:(510) 319-4000 FAX:(510) 661-0888

This report shall not be reproduced except in full, without the written approval of UL Verification Services Inc.

HIGH CHANNEL, 5844 MHz

HORIZONTAL RESULT

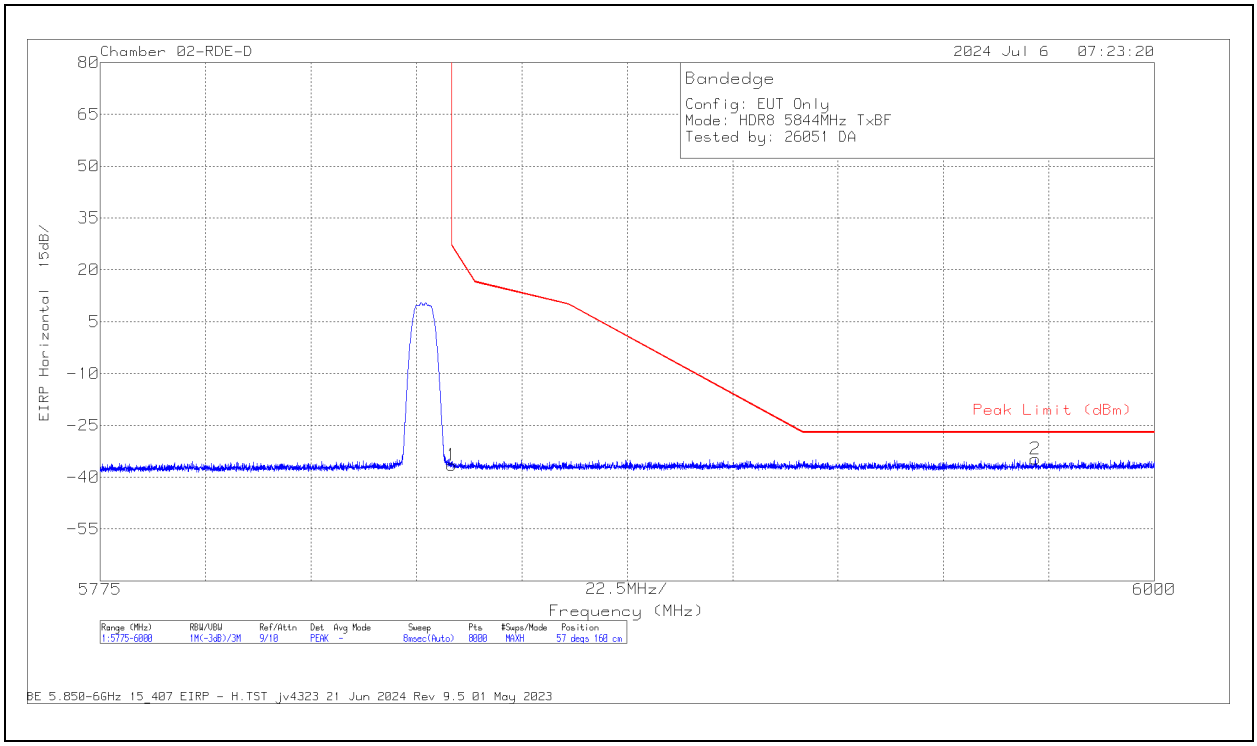

Marker	Frequency (MHz)	Meter Reading (dBm)	Det	200896 ACF (dB/m)	Amp/Cbl (dB)	Conversion Factor (dB)	Corrected Reading EIRP (dBm)	Peak Limit (dBm)	PK Margin (dB)	Azimuth (Degs)	Height (cm)	Polarity
1	5850	-67.59	Pk	35	-15.7	11.8	-36.49	27	-63.49	57	160	H
2	5974.603	-66	Pk	35.3	-15.8	11.8	-34.7	-27	-7.7	57	160	H

Pk - Peak detector

UL VERIFICATION SERVICES INC.
47173 Benicia Street, Fremont, CA 94538; USA TEL:(510) 319-4000 FAX:(510) 661-0888

This report shall not be reproduced except in full, without the written approval of UL Verification Services Inc.

VERTICAL RESULT

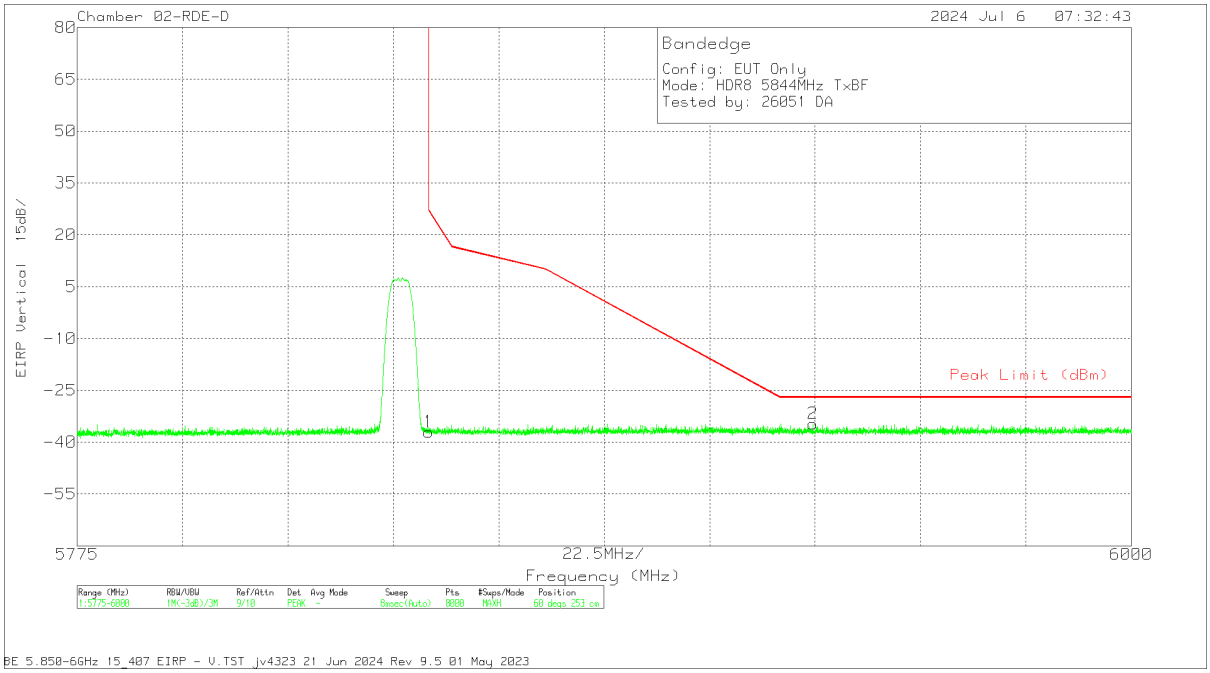

Marker	Frequency (MHz)	Meter Reading (dBm)	Det	200896 ACF (dB/m)	Amp/Cbl (dB)	Conversion Factor (dB)	Corrected Reading EIRP (dBm)	Peak Limit (dBm)	PK Margin (dB)	Azimuth (Degs)	Height (cm)	Polarity
1	5850	-68.16	Pk	35	-15.7	11.8	-37.06	27	-64.06	60	253	V
2	5932.072	-65.94	Pk	35.2	-15.7	11.8	-34.64	-27	-7.64	60	253	V

Pk - Peak detector

UL VERIFICATION SERVICES INC.
47173 Benicia Street, Fremont, CA 94538; USA TEL:(510) 319-4000 FAX:(510) 661-0888

This report shall not be reproduced except in full, without the written approval of UL Verification Services Inc.

10.1.22. HDR 8 HIGH POWER, UNII-3 BAND, MIMO TXBF MODE, HARMONIC AND SPURIOUS

LOW CHANNEL, 5733 MHz

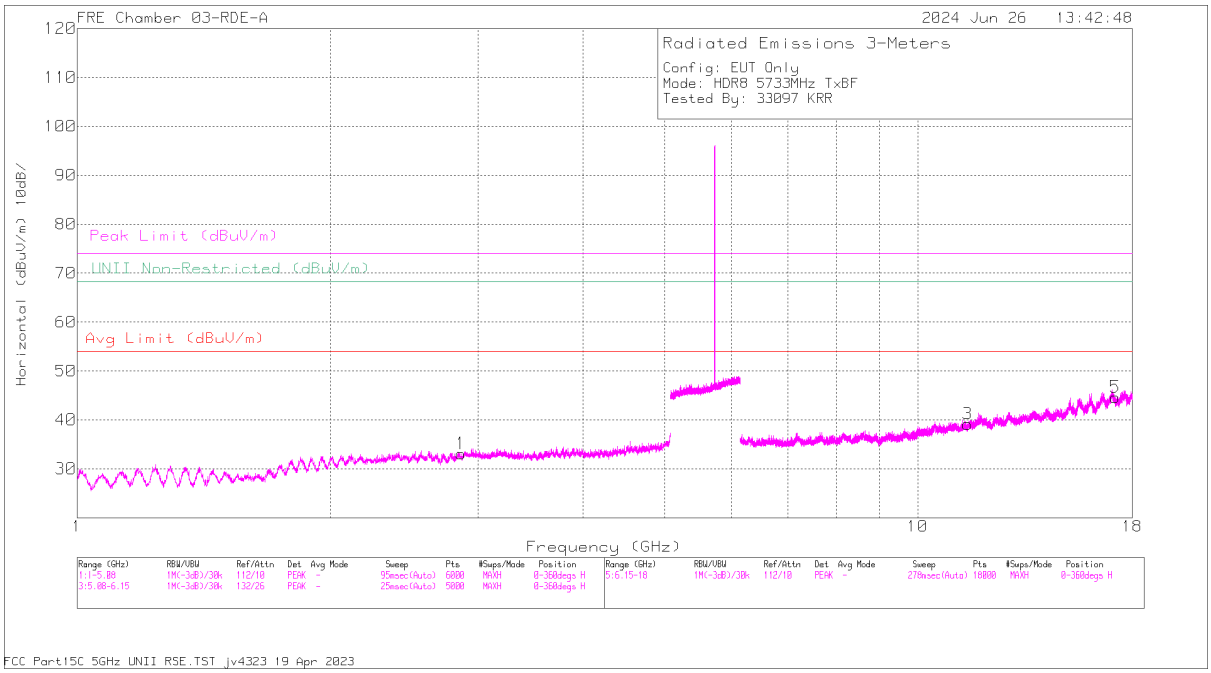

HORIZONTAL

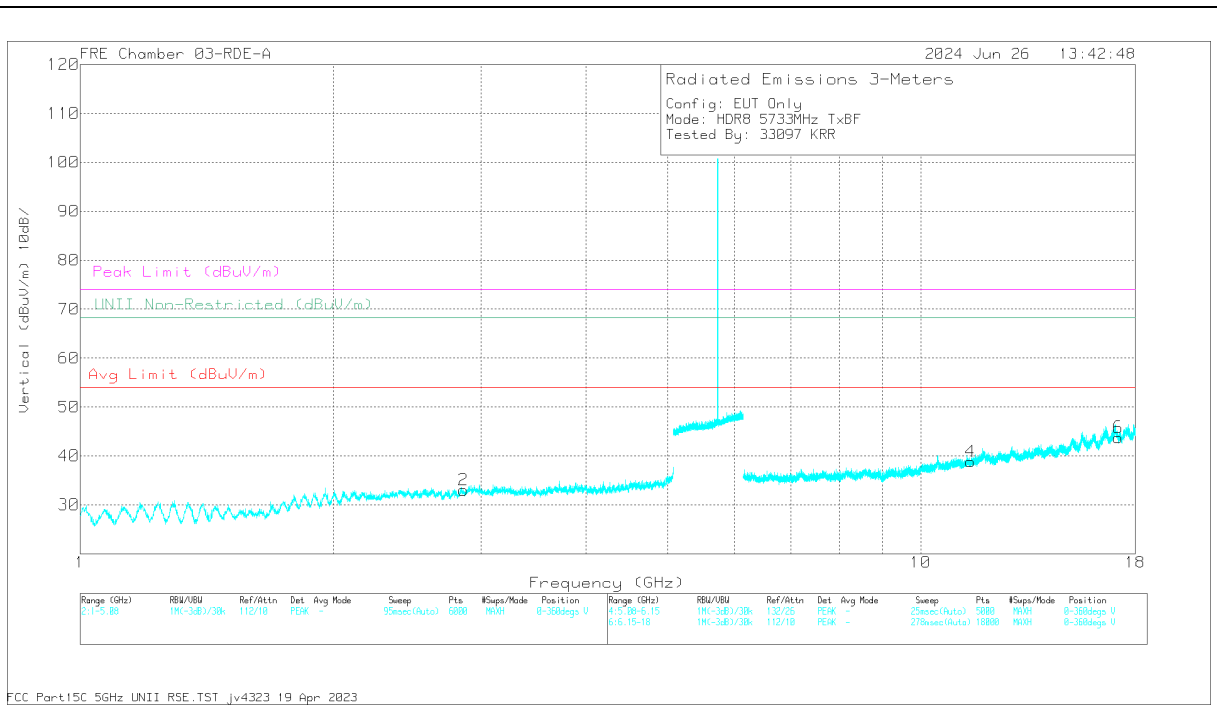

VERTICAL

UL VERIFICATION SERVICES INC.
47173 Benicia Street, Fremont, CA 94538; USA TEL:(510) 319-4000 FAX:(510) 661-0888

This report shall not be reproduced except in full, without the written approval of UL Verification Services Inc.

RADIATED EMISSIONS

Marker	Frequency (GHz)	Meter Reading (dBuV)	Det	226673 ACF (dB/m)	Gain/Loss (dB)	Corrected Reading (dBuV/m)	Avg Limit (dBuV/m)	Margin (dB)	Peak Limit (dBuV/m)	PK Margin (dB)	UNII Non-Restricted (dBuV/m)	PK Margin (dB)	Azimuth (Degs)	Height (cm)	Polarity
1	* 2.860313	59.12	PK-U	32.5	-48.8	42.82	-	-	74	-31.18	-	-	1	198	H
	* 2.860542	47.4	ADR	32.5	-48.8	31.1	54	-22.9	-	-	-	-	1	198	H
2	* 2.858352	59.11	PK-U	32.5	-48.84	42.77	-	-	74	-31.23	-	-	1	198	V
	* 2.857259	47.56	ADR	32.5	-48.84	31.22	54	-22.78	-	-	-	-	1	198	V
3	* 11.46309	55.52	PK-U	38.1	-43.84	49.78	-	-	74	-24.22	-	-	1	198	H
	* 11.46482	42.95	ADR	38.1	-43.85	37.2	54	-16.8	-	-	-	-	1	198	H
4	* 11.46434	55.02	PK-U	38.1	-43.84	49.28	-	-	74	-24.72	-	-	1	101	V
	* 11.46423	42.93	ADR	38.1	-43.83	37.2	54	-16.8	-	-	-	-	1	101	V
	17.178966	40.43	ADR	41.7	-40.53	41.6	-	-	-	-	-	-	1	198	H
5	17.178981	51.8	PK-U	41.7	-40.53	52.97	-	-	-	-	68.2	-15.23	1	198	H
6	17.180196	51.99	PK-U	41.7	-40.52	53.17	-	-	-	-	68.2	-15.03	1	199	V
	17.180542	40.44	ADR	41.7	-40.52	41.62	-	-	-	-	-	-	1	199	V

* - indicates frequency in 47 CFR Pt 15 Restricted Band
PK-U - U-NII: Maximum Peak
ADR - U-NII AD primary method, RMS average

UL VERIFICATION SERVICES INC.
47173 Benicia Street, Fremont, CA 94538; USA TEL:(510) 319-4000 FAX:(510) 661-0888
This report shall not be reproduced except in full, without the written approval of UL Verification Services Inc.

MID CHANNEL, 5788 MHz

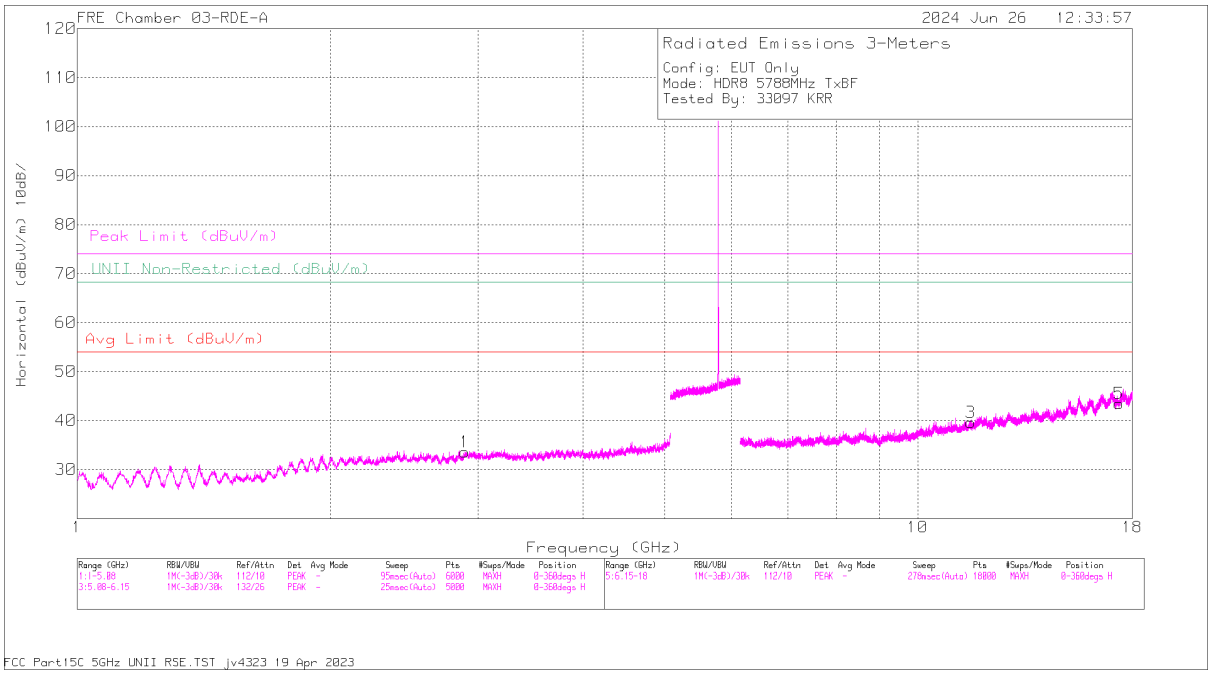

HORIZONTAL

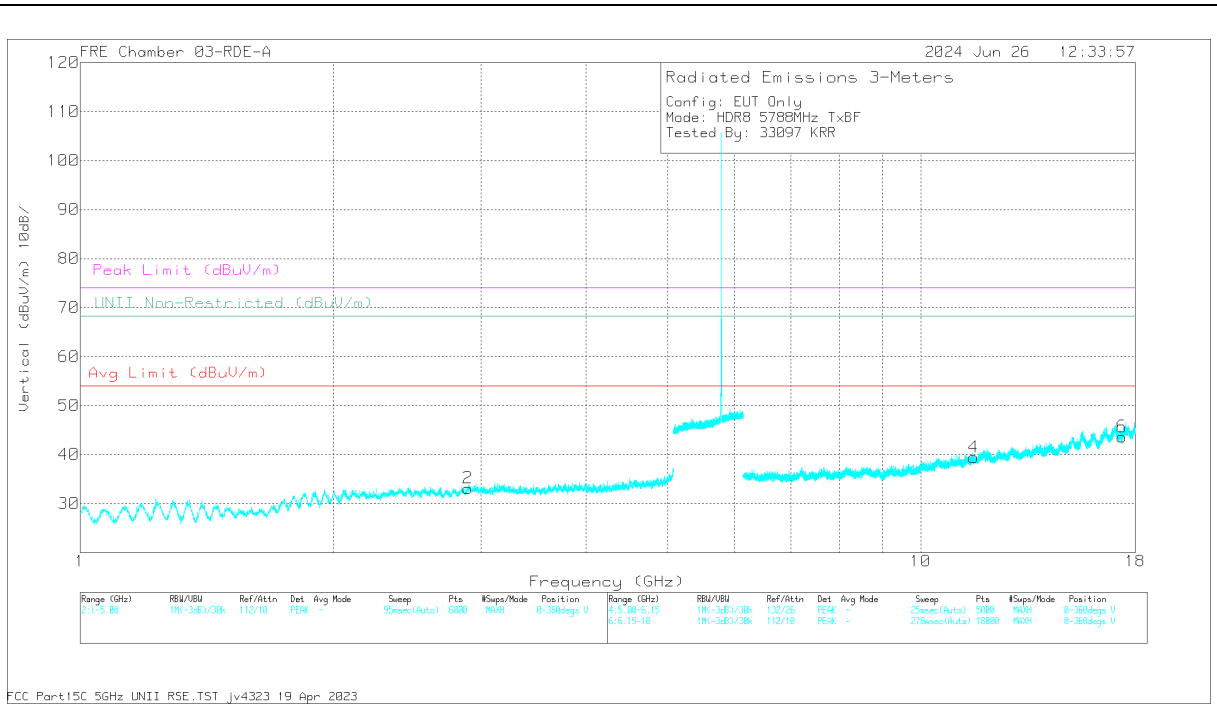

VERTICAL

UL VERIFICATION SERVICES INC.
47173 Benicia Street, Fremont, CA 94538; USA TEL:(510) 319-4000 FAX:(510) 661-0888

This report shall not be reproduced except in full, without the written approval of UL Verification Services Inc.

RADIATED EMISSIONS

Marker	Frequency (GHz)	Meter Reading (dBuV)	Det	226673 ACF (dB/m)	Gain/Loss (dB)	Corrected Reading (dBuV/m)	Avg Limit (dBuV/m)	Margin (dB)	Peak Limit (dBuV/m)	PK Margin (dB)	UNII Non-Restricted (dBuV/m)	PK Margin (dB)	Azimuth (Degs)	Height (cm)	Polarity
1	* 2.891856	60.92	PK-U	32.5	-48.7	44.72	-	-	74	-29.28	-	-	2	199	H
	* 2.890034	48.19	ADR	32.5	-48.7	31.99	54	-22.01	-	-	-	-	2	199	H
2	* 2.893354	59.68	PK-U	32.5	-48.69	43.49	-	-	74	-30.51	-	-	2	199	V
	* 2.891043	47.99	ADR	32.5	-48.7	31.79	54	-22.21	-	-	-	-	2	199	V
3	* 11.5609	54.68	PK-U	38.2	-43.41	49.47	-	-	74	-24.53	-	-	2	101	H
	* 11.56217	42.75	ADR	38.2	-43.36	37.59	54	-16.41	-	-	-	-	2	101	H
4	* 11.56437	54.38	PK-U	38.2	-43.35	49.23	-	-	74	-24.77	-	-	2	199	V
	* 11.56435	42.79	ADR	38.2	-43.35	37.64	54	-16.36	-	-	-	-	2	199	V
	17.353516	40.01	ADR	41.7	-39.78	41.93	-	-	-	-	-	-	2	199	H
5	17.354067	51.66	PK-U	41.7	-39.78	53.58	-	-	-	-	68.2	-14.62	2	199	V
	17.35414	40.04	ADR	41.7	-39.78	41.96	-	-	-	-	-	-	2	199	V
6	17.355464	51.33	PK-U	41.7	-39.79	53.24	-	-	-	-	68.2	-14.96	2	199	H

* - indicates frequency in 47 CFR Pt 15 Restricted Band
PK-U - U-NII: Maximum Peak
ADR - U-NII AD primary method, RMS average

UL VERIFICATION SERVICES INC.
47173 Benicia Street, Fremont, CA 94538; USA TEL:(510) 319-4000 FAX:(510) 661-0888
This report shall not be reproduced except in full, without the written approval of UL Verification Services Inc.

HIGH CHANNEL, 5844 MHz

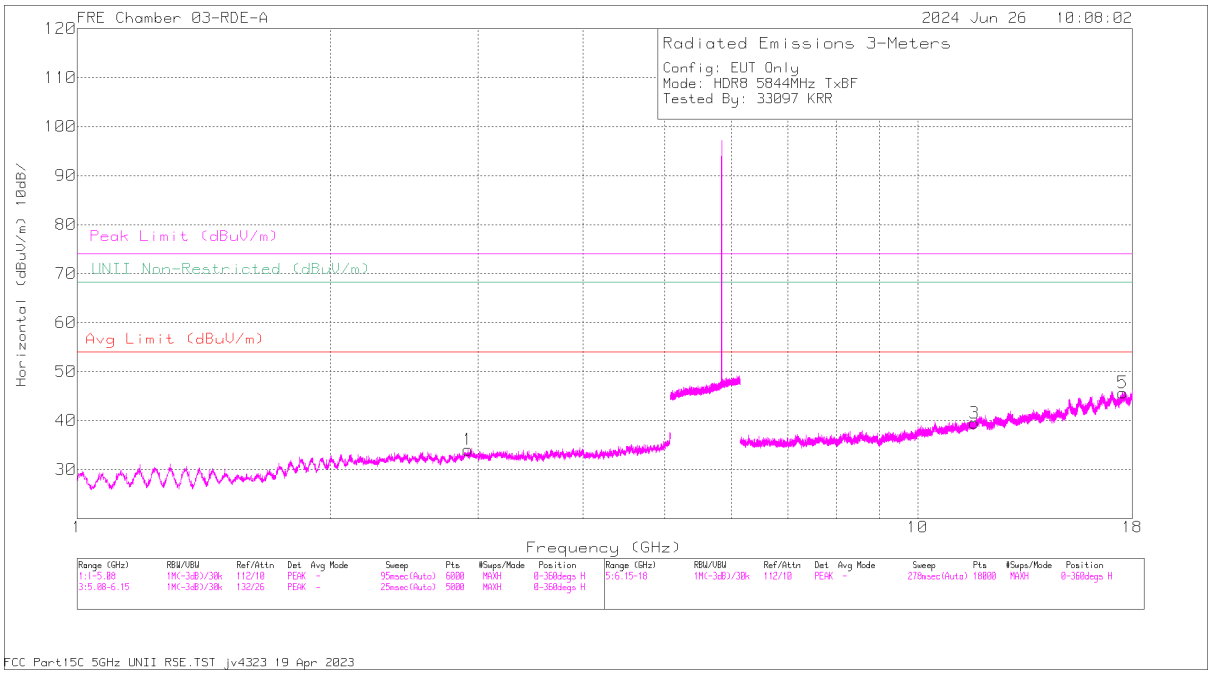

HORIZONTAL

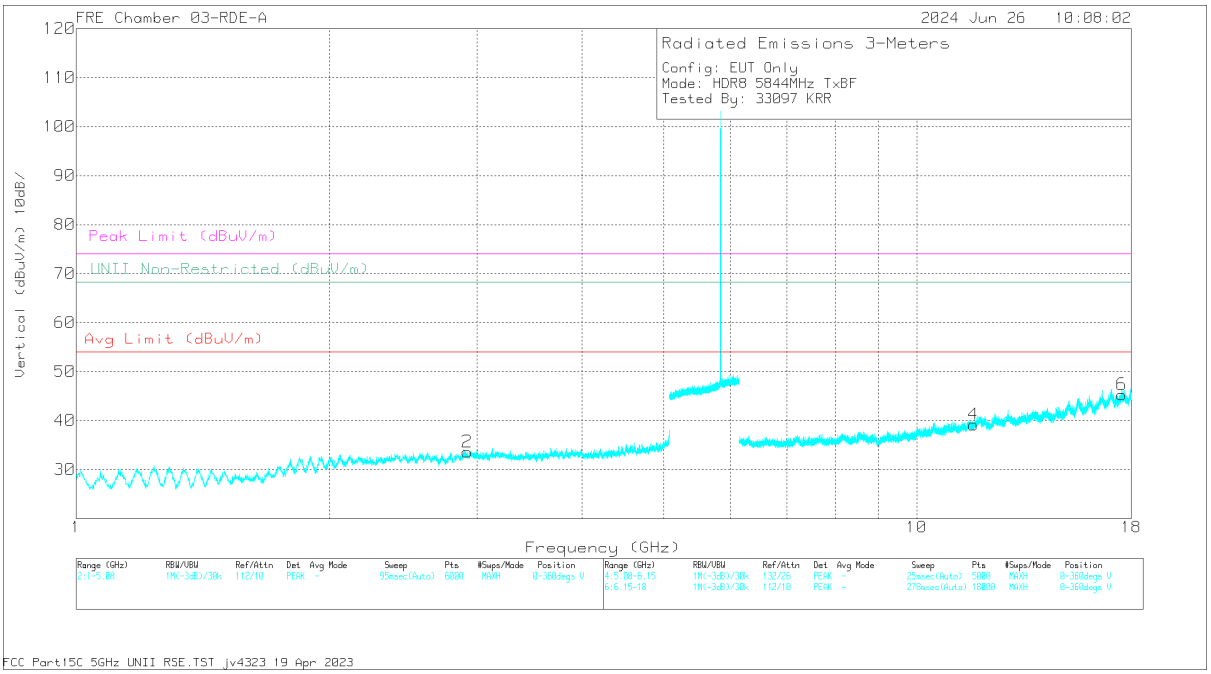

VERTICAL

UL VERIFICATION SERVICES INC.
47173 Benicia Street, Fremont, CA 94538; USA TEL:(510) 319-4000 FAX:(510) 661-0888

This report shall not be reproduced except in full, without the written approval of UL Verification Services Inc.

RADIATED EMISSIONS

Marker	Frequency (GHz)	Meter Reading (dBuV)	Det	226673 ACF (dB/m)	Gain/Loss (dB)	Corrected Reading (dBuV/m)	Avg Limit (dBuV/m)	Margin (dB)	Peak Limit (dBuV/m)	PK Margin (dB)	UNII Non-Restricted (dBuV/m)	PK Margin (dB)	Azimuth (Degs)	Height (cm)	Polarity
3	* 11.68378	54.19	PK-U	38.4	-43.24	49.35	-	-	74	-24.65	-	-	0	101	H
	* 11.68439	42.68	ADR	38.4	-43.27	37.81	54	-16.19	-	-	-	-	0	101	H
4	* 11.67764	54.57	PK-U	38.4	-43.24	49.73	-	-	74	-24.27	-	-	0	199	V
	* 11.67796	42.76	ADR	38.4	-43.23	37.93	54	-16.07	-	-	-	-	0	199	V
	2.917558	47.22	ADR	32.6	-48.31	31.51	-	-	-	-	-	-	0	101	H
2	2.918006	58.86	PK-U	32.6	-48.31	43.15	-	-	-	-	68.2	-25.05	0	101	V
	2.918871	47.4	ADR	32.6	-48.29	31.71	-	-	-	-	-	-	0	101	V
1	2.919447	58.8	PK-U	32.6	-48.28	43.12	-	-	-	-	68.2	-25.08	0	101	H
5	17.532916	51.24	PK-U	41.9	-38.93	54.21	-	-	-	-	68.2	-13.99	0	199	H
6	17.533151	50.7	PK-U	41.9	-38.92	53.68	-	-	-	-	68.2	-14.52	0	199	V
	17.533164	39.26	ADR	41.9	-38.92	42.24	-	-	-	-	-	-	0	199	H
	17.53322	39.17	ADR	41.9	-38.91	42.16	-	-	-	-	-	-	0	199	V

* - indicates frequency in 47 CFR Pt 15 Restricted Band
PK-U - U-NII: Maximum Peak
ADR - U-NII AD primary method, RMS average

UL VERIFICATION SERVICES INC.
47173 Benicia Street, Fremont, CA 94538; USA TEL:(510) 319-4000 FAX:(510) 661-0888
This report shall not be reproduced except in full, without the written approval of UL Verification Services Inc.

10.1.23. HDR 8 LOW POWER, UNII-3 BAND, BANDEDGE

ANT 6, SISO MODE

LOW CHANNEL, 5733 MHz

HORIZONTAL RESULT

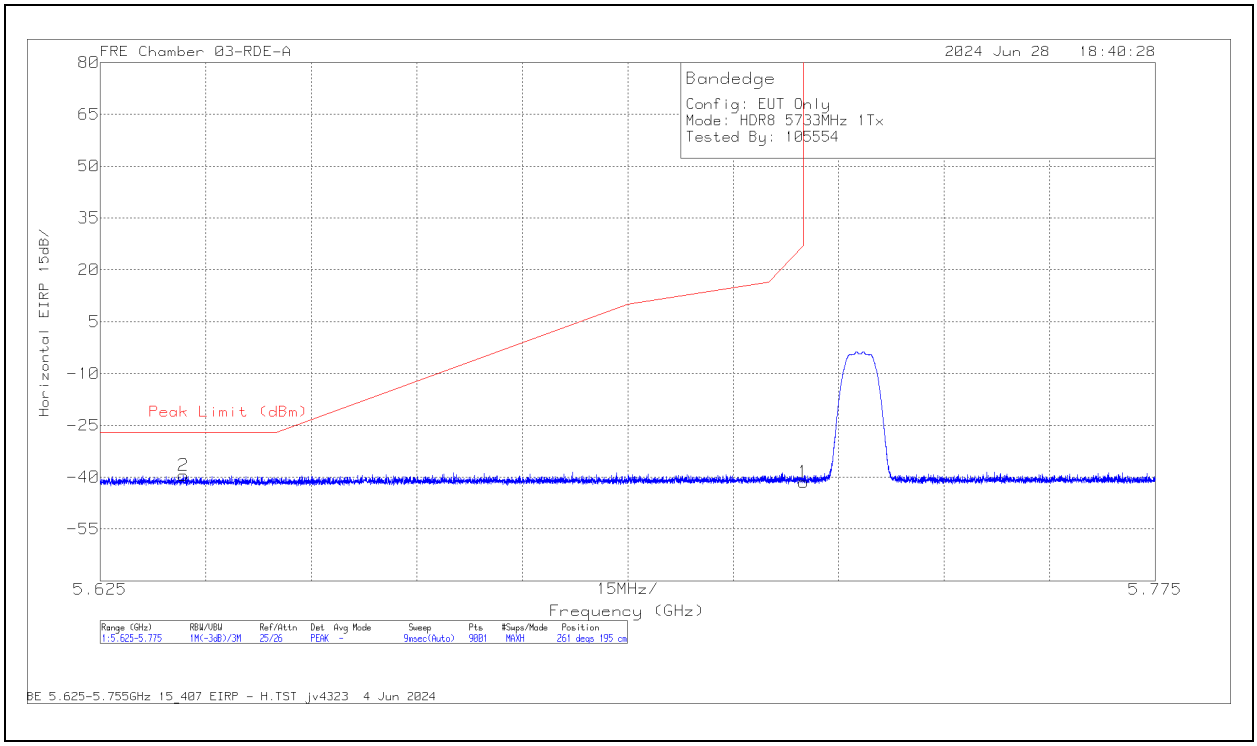

Marker	Frequency (GHz)	Meter Reading (dBm)	Det	226673 ACF (dB/m)	Conversion Factor (dB)	Gain/Loss (dB)	Corrected Reading EIRP (dBm)	Peak Limit (dBm)	PK Margin (dB)	Azimuth (Degs)	Height (cm)	Polarity
2	5.636817	-48.31	Pk	34.4	11.8	-37.34	-39.45	-27	-12.45	261	195	H
1	5.725	-50.65	Pk	34.6	11.8	-37.13	-41.38	27	-68.38	261	195	H

Pk - Peak detector

UL VERIFICATION SERVICES INC.
47173 Benicia Street, Fremont, CA 94538; USA TEL:(510) 319-4000 FAX:(510) 661-0888

This report shall not be reproduced except in full, without the written approval of UL Verification Services Inc.

VERTICAL RESULT

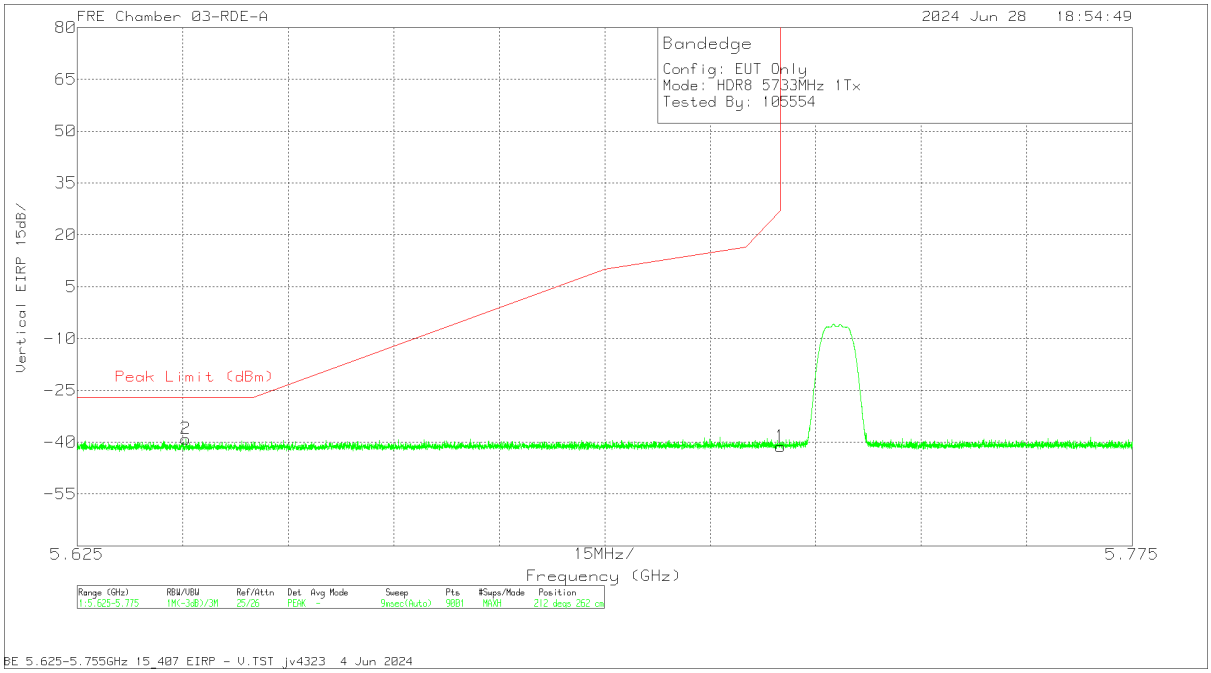

Marker	Frequency (GHz)	Meter Reading (dBm)	Det	226673 ACF (dB/m)	Conversion Factor (dB)	Gain/Loss (dB)	Corrected Reading EIRP (dBm)	Peak Limit (dBm)	PK Margin (dB)	Azimuth (Degs)	Height (cm)	Polarity
2	5.640467	-47.87	Pk	34.4	11.8	-37.35	-39.02	-27	-12.02	212	262	V
1	5.725	-50.51	Pk	34.6	11.8	-37.13	-41.24	27	-68.24	212	262	V

Pk - Peak detector

UL VERIFICATION SERVICES INC.
47173 Benicia Street, Fremont, CA 94538; USA TEL:(510) 319-4000 FAX:(510) 661-0888

This report shall not be reproduced except in full, without the written approval of UL Verification Services Inc.

HIGH CHANNEL, 5844 MHz

HORIZONTAL RESULT

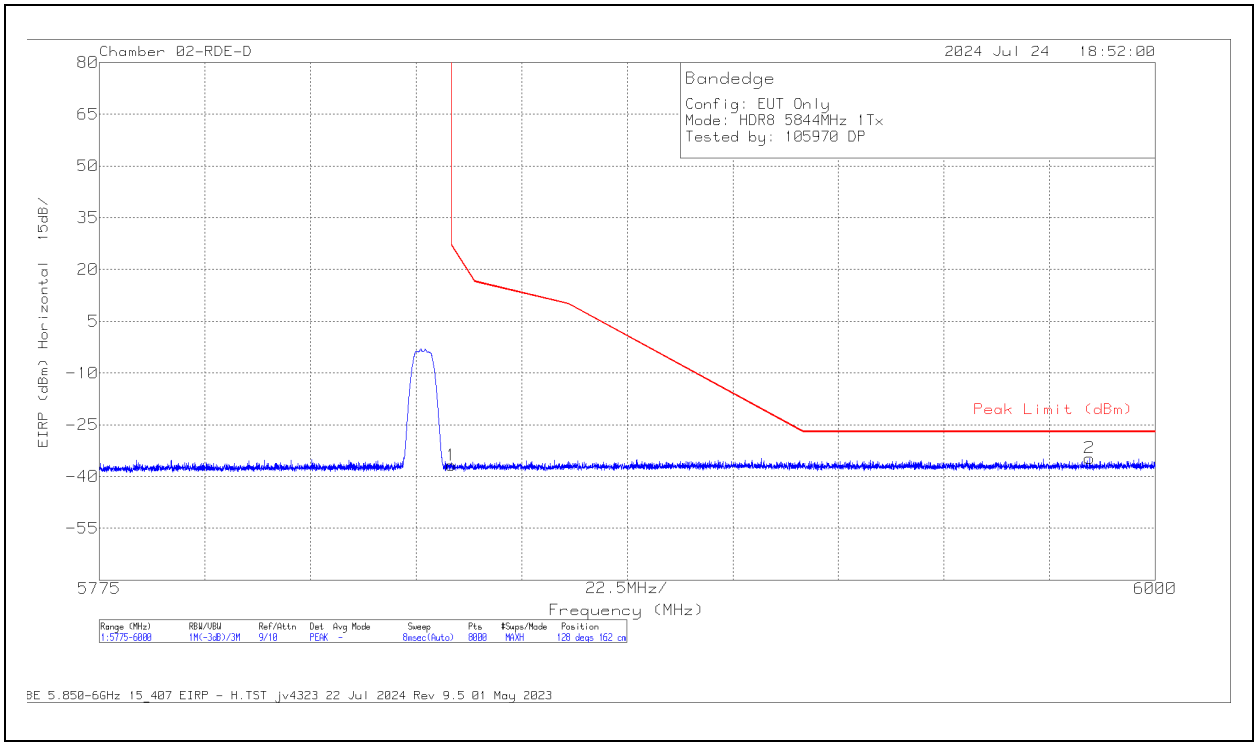

Marker	Frequency (MHz)	Meter Reading (dBm)	Det	200896 ACF (dB/m)	Amp/Cbl (dB)	Conversion Factor (dB)	Corrected Reading EIRP (dBm)	Peak Limit (dBm)	PK Margin (dB)	Azimuth (Degs)	Height (cm)	Polarity
1	5850	-67.87	Pk	35	-15.7	11.8	-36.77	27	-63.77	128	162	H
2	5985.996	-65.75	Pk	35.3	-16	11.8	-34.65	-27	-7.65	128	162	H

Pk - Peak detector

UL VERIFICATION SERVICES INC.
47173 Benicia Street, Fremont, CA 94538; USA TEL:(510) 319-4000 FAX:(510) 661-0888

This report shall not be reproduced except in full, without the written approval of UL Verification Services Inc.

VERTICAL RESULT

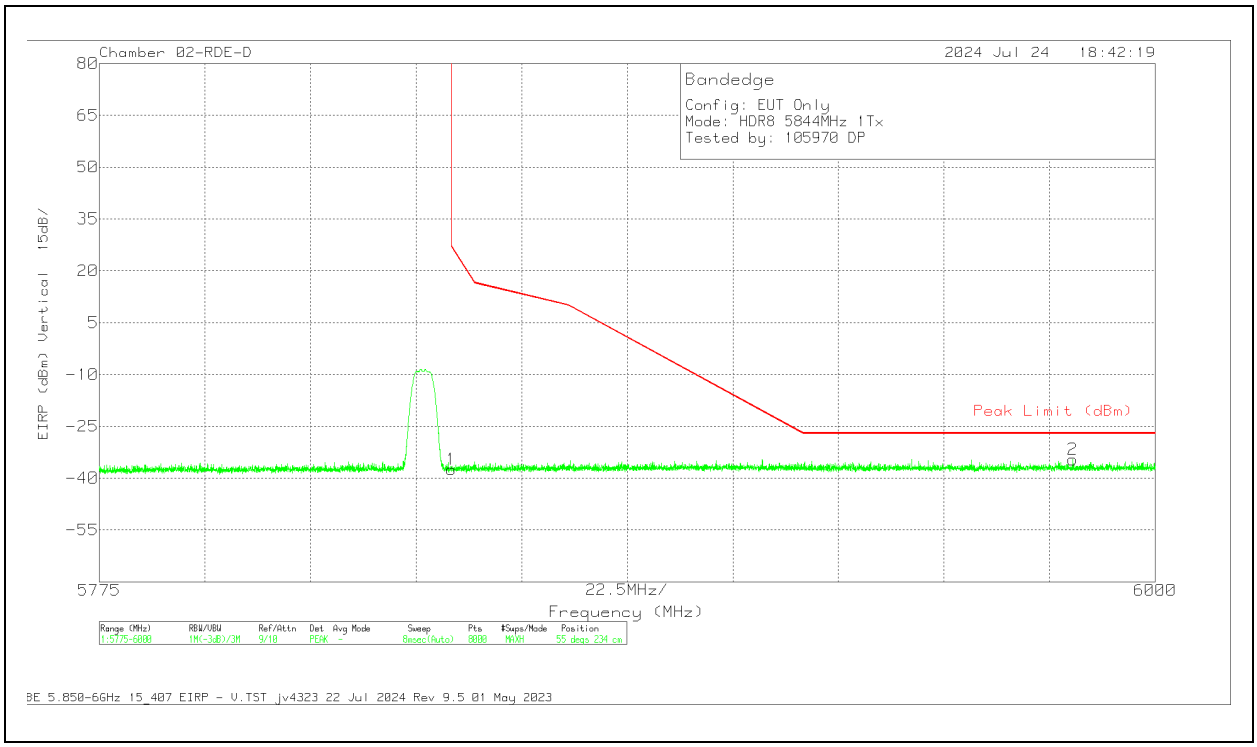

Marker	Frequency (MHz)	Meter Reading (dBm)	Det	200896 ACF (dB/m)	Amp/Cbl (dB)	Conversion Factor (dB)	Corrected Reading EIRP (dBm)	Peak Limit (dBm)	PK Margin (dB)	Azimuth (Degs)	Height (cm)	Polarity
1	5850	-68.57	Pk	35	-15.7	11.8	-37.47	27	-64.47	55	234	V
2	5982.395	-65.9	Pk	35.3	-15.8	11.8	-34.6	-27	-7.6	55	234	V

Pk - Peak detector

UL VERIFICATION SERVICES INC.
47173 Benicia Street, Fremont, CA 94538; USA TEL:(510) 319-4000 FAX:(510) 661-0888

This report shall not be reproduced except in full, without the written approval of UL Verification Services Inc.

ANT 5, SISO MODE

LOW CHANNEL, 5733 MHz

HORIZONTAL RESULT

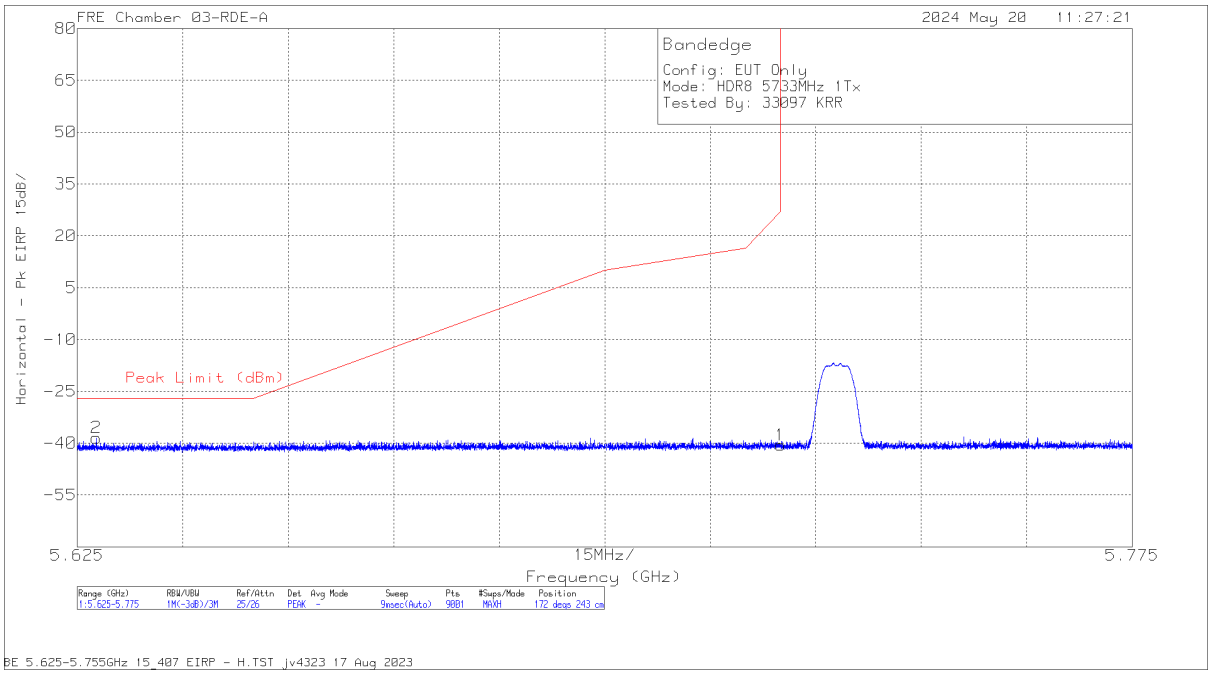

Marker	Frequency (GHz)	Meter Reading (dBm)	Det	226673 ACF (dB/m)	Conversion Factor (dB)	Gain/Loss (dB)	Corrected Reading EIRP (dBm)	Peak Limit (dBm)	PK Margin (dB)	Azimuth (Degs)	Height (cm)	Polarity
2	5.627717	-47.24	Pk	34.4	11.8	-37.41	-38.45	-27	-11.45	172	243	H
1	5.725	-49.84	Pk	34.6	11.8	-37.13	-40.57	27	-67.57	172	243	H

Pk - Peak detector

UL VERIFICATION SERVICES INC.
47173 Benicia Street, Fremont, CA 94538; USA TEL:(510) 319-4000 FAX:(510) 661-0888

This report shall not be reproduced except in full, without the written approval of UL Verification Services Inc.

VERTICAL RESULT

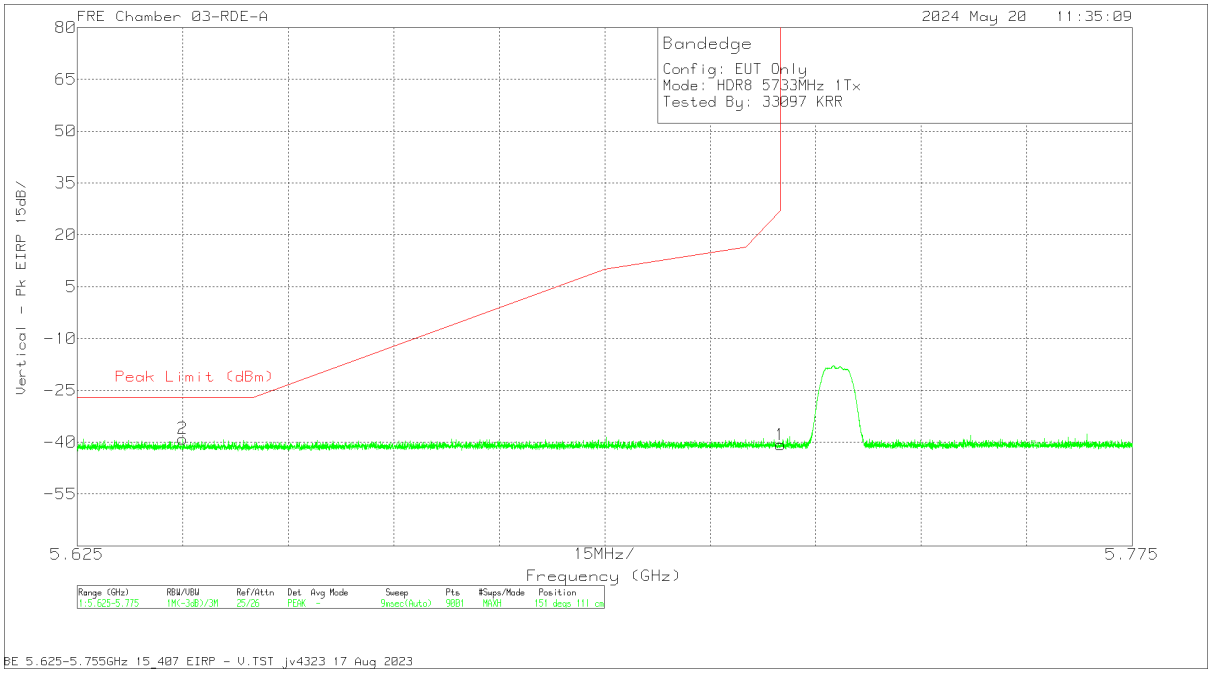

Marker	Frequency (GHz)	Meter Reading (dBm)	Det	226673 ACF (dB/m)	Conversion Factor (dB)	Gain/Loss (dB)	Corrected Reading EIRP (dBm)	Peak Limit (dBm)	PK Margin (dB)	Azimuth (Degs)	Height (cm)	Polarity
2	5.639984	-47.85	Pk	34.4	11.8	-37.36	-39.01	-27	-12.01	151	111	V
1	5.725	-50.04	Pk	34.6	11.8	-37.13	-40.77	27	-67.77	151	111	V

Pk - Peak detector

UL VERIFICATION SERVICES INC.
47173 Benicia Street, Fremont, CA 94538; USA TEL:(510) 319-4000 FAX:(510) 661-0888

This report shall not be reproduced except in full, without the written approval of UL Verification Services Inc.

HIGH CHANNEL, 5844 MHz

HORIZONTAL RESULT

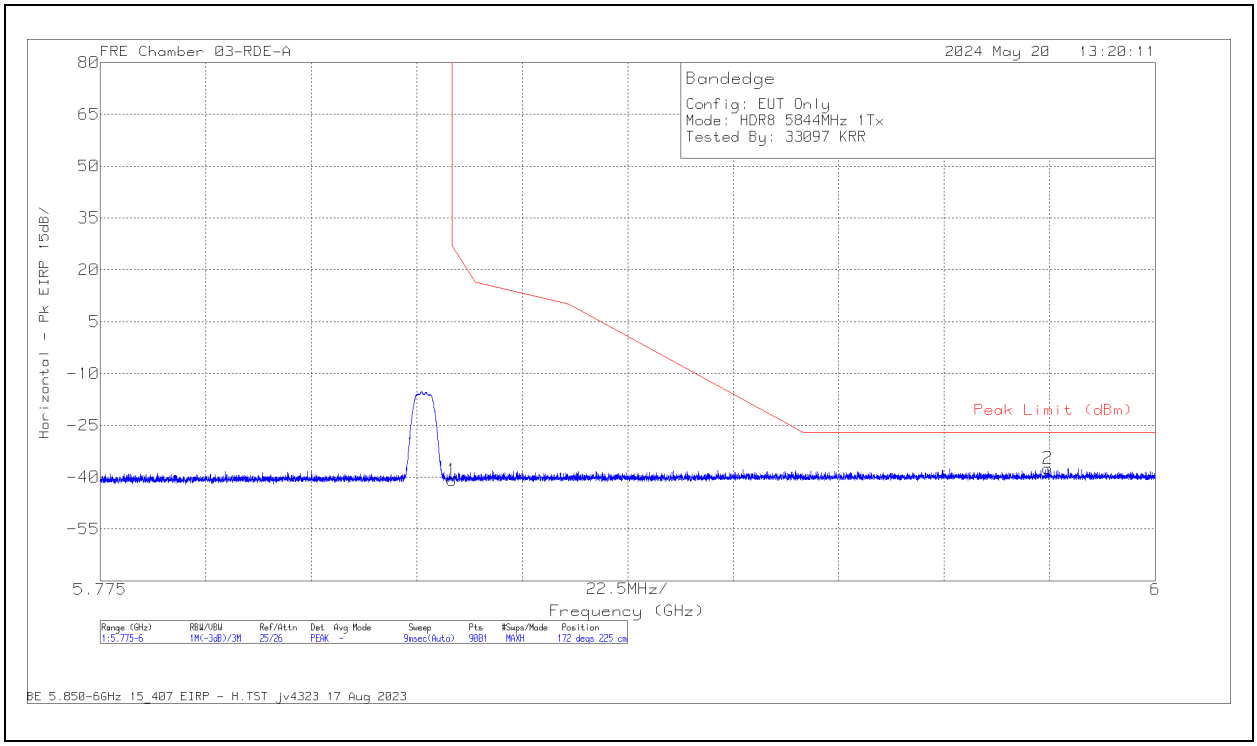

Marker	Frequency (GHz)	Meter Reading (dBm)	Det	226673 ACF (dB/m)	Conversion Factor (dB)	Gain/Loss (dB)	Corrected Reading EIRP (dBm)	Peak Limit (dBm)	PK Margin (dB)	Azimuth (Degs)	Height (cm)	Polarity
1	5.85	-50.73	Pk	35	11.8	-36.87	-40.8	27	-67.8	172	225	H
2	5.97705	-47.88	Pk	35.3	11.8	-36.61	-37.39	-27	-10.39	172	225	H

Pk - Peak detector

UL VERIFICATION SERVICES INC.
47173 Benicia Street, Fremont, CA 94538; USA TEL:(510) 319-4000 FAX:(510) 661-0888

This report shall not be reproduced except in full, without the written approval of UL Verification Services Inc.

VERTICAL RESULT

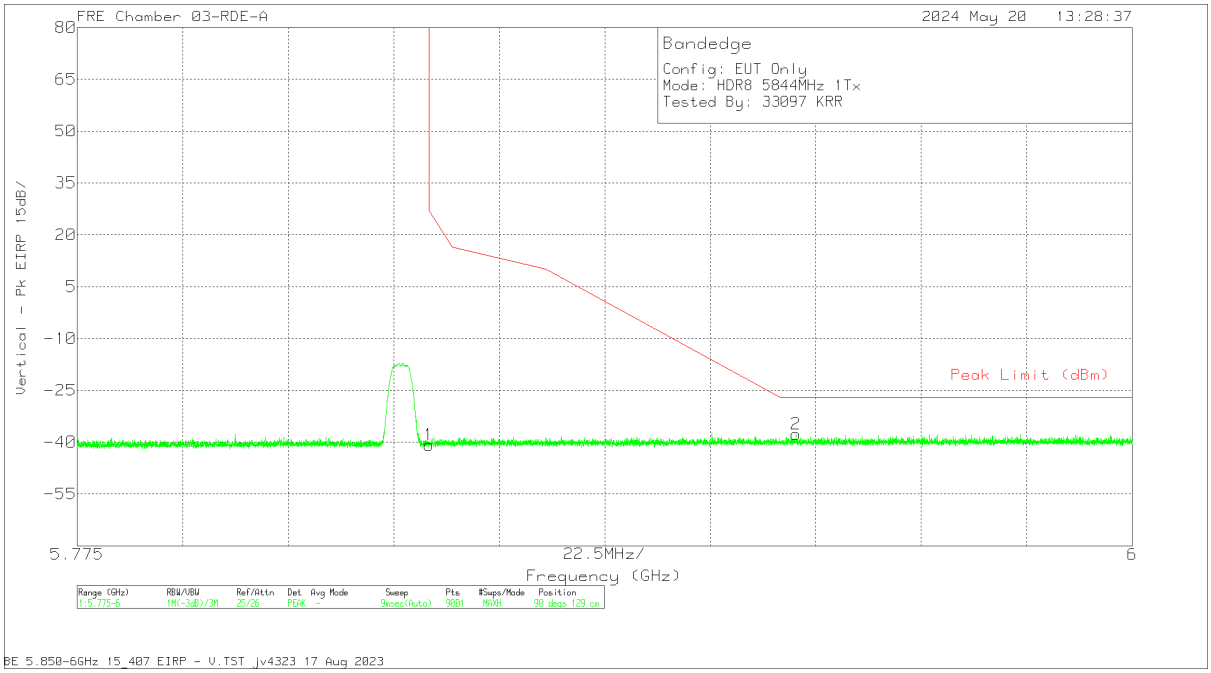

Marker	Frequency (GHz)	Meter Reading (dBm)	Det	226673 ACF (dB/m)	Conversion Factor (dB)	Gain/Loss (dB)	Corrected Reading EIRP (dBm)	Peak Limit (dBm)	PK Margin (dB)	Azimuth (Degs)	Height (cm)	Polarity
1	5.85	-50.72	Pk	35	11.8	-36.87	-40.79	27	-67.79	90	129	V
2	5.9283	-47.98	Pk	35.2	11.8	-36.72	-37.7	-27	-10.7	90	129	V

Pk - Peak detector

UL VERIFICATION SERVICES INC.
47173 Benicia Street, Fremont, CA 94538; USA TEL:(510) 319-4000 FAX:(510) 661-0888

This report shall not be reproduced except in full, without the written approval of UL Verification Services Inc.

ANT 6 + ANT 5, MIMO TXBF MODE

LOW CHANNEL, 5733 MHz

HORIZONTAL RESULT

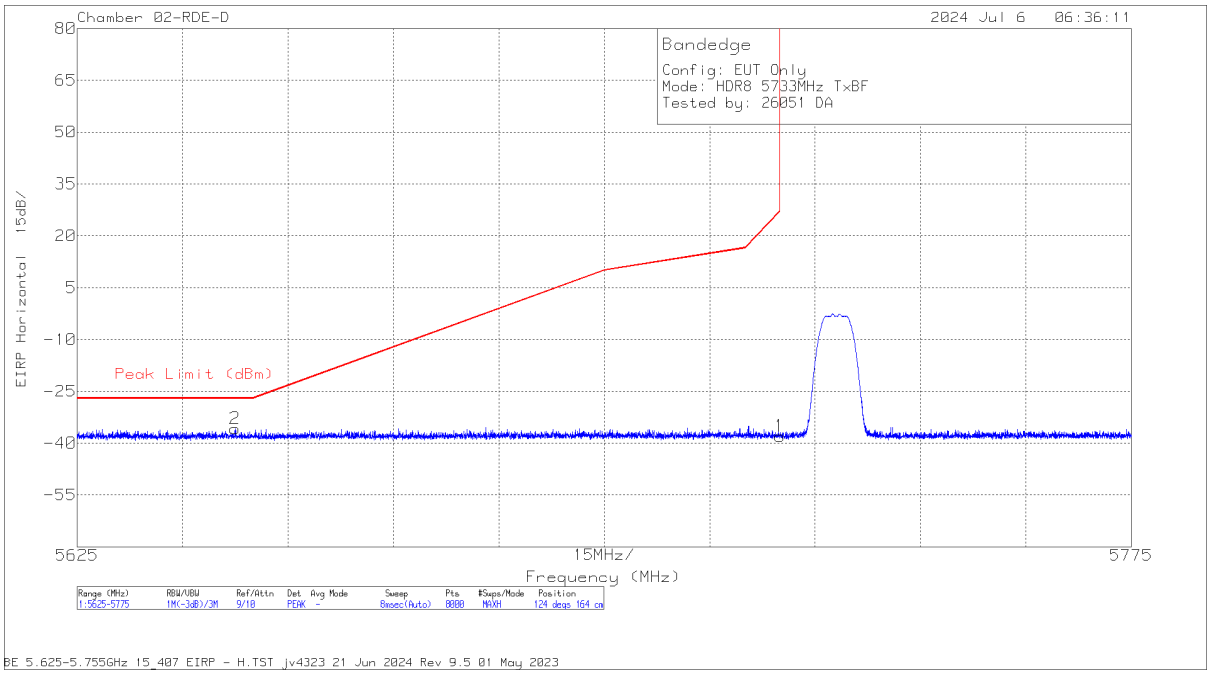

Marker	Frequency (MHz)	Meter Reading (dBm)	Det	200896 ACF (dB/m)	Amp/Cbl (dB)	Conversion Factor (dB)	Corrected Reading EIRP (dBm)	Peak Limit (dBm)	PK Margin (dB)	Azimuth (Degs)	Height (cm)	Polarity
2	5647.465	-66.49	Pk	34.4	-15.5	11.8	-35.79	-27	-8.79	124	164	H
1	5725	-68.46	Pk	34.6	-15.9	11.8	-37.96	27	-64.96	124	164	H

Pk - Peak detector

UL VERIFICATION SERVICES INC.
47173 Benicia Street, Fremont, CA 94538; USA TEL:(510) 319-4000 FAX:(510) 661-0888

This report shall not be reproduced except in full, without the written approval of UL Verification Services Inc.

VERTICAL RESULT

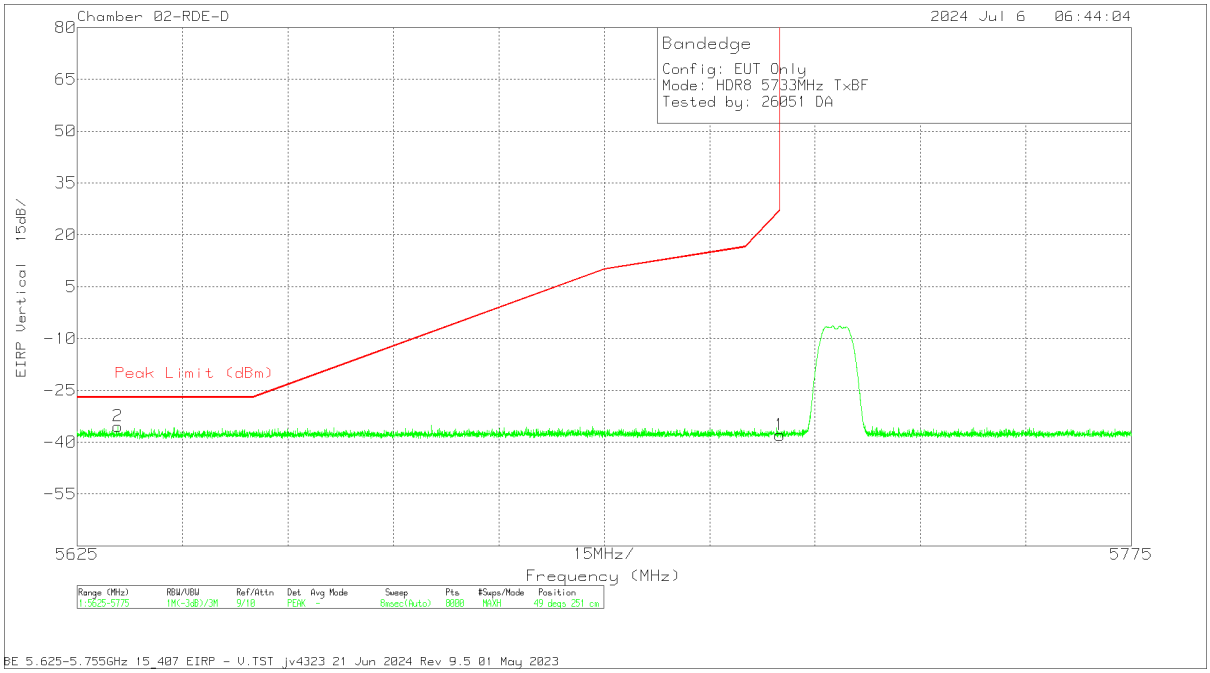

Marker	Frequency (MHz)	Meter Reading (dBm)	Det	200896 ACF (dB/m)	Amp/Cbl (dB)	Conversion Factor (dB)	Corrected Reading EIRP (dBm)	Peak Limit (dBm)	PK Margin (dB)	Azimuth (Degs)	Height (cm)	Polarity
2	5630.794	-65.88	Pk	34.4	-15.7	11.8	-35.38	-27	-8.38	49	251	V
1	5725	-68.41	Pk	34.6	-15.9	11.8	-37.91	27	-64.91	49	251	V

Pk - Peak detector

UL VERIFICATION SERVICES INC.
47173 Benicia Street, Fremont, CA 94538; USA TEL:(510) 319-4000 FAX:(510) 661-0888

This report shall not be reproduced except in full, without the written approval of UL Verification Services Inc.

HIGH CHANNEL, 5844 MHz

HORIZONTAL RESULT

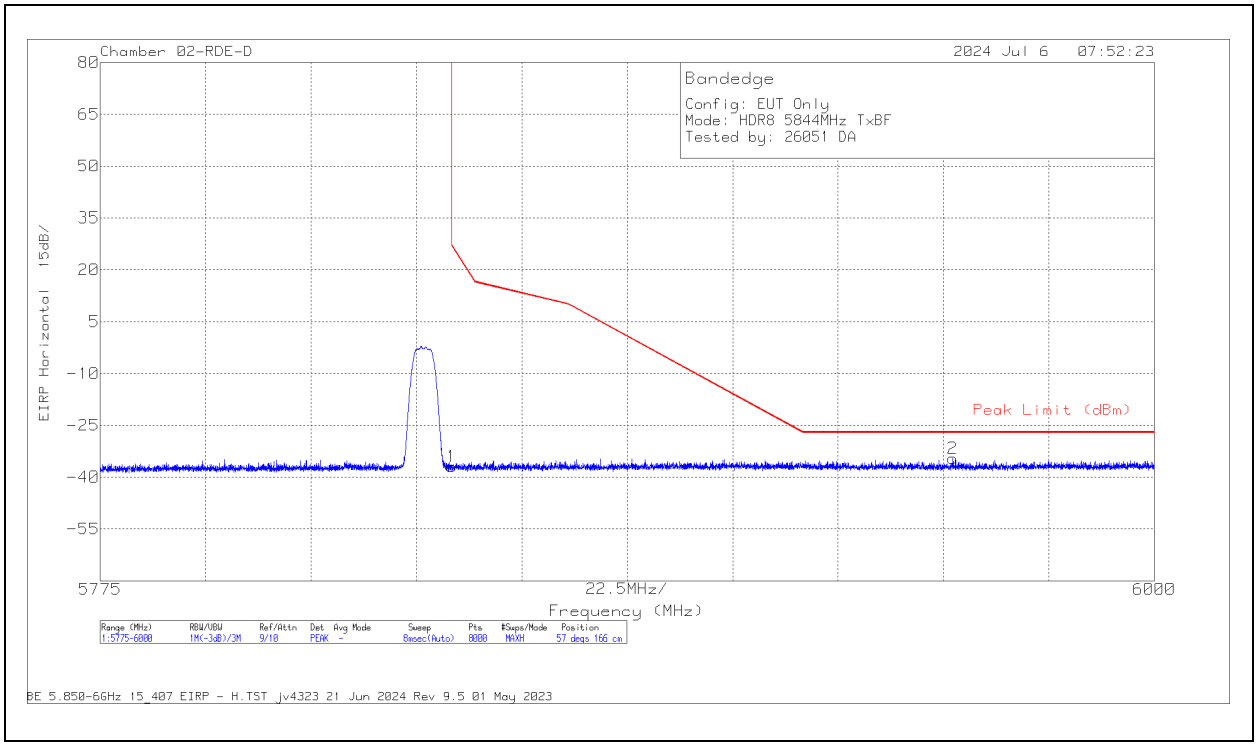

Marker	Frequency (MHz)	Meter Reading (dBm)	Det	200896 ACF (dB/m)	Amp/Cbl (dB)	Conversion Factor (dB)	Corrected Reading EIRP (dBm)	Peak Limit (dBm)	PK Margin (dB)	Azimuth (Degs)	Height (cm)	Polarity
1	5850	-68.02	Pk	35	-15.7	11.8	-36.92	27	-63.92	57	166	H
2	5956.967	-65.79	Pk	35.2	-15.8	11.8	-34.59	-27	-7.59	57	166	H

Pk - Peak detector

UL VERIFICATION SERVICES INC.
47173 Benicia Street, Fremont, CA 94538; USA TEL:(510) 319-4000 FAX:(510) 661-0888

This report shall not be reproduced except in full, without the written approval of UL Verification Services Inc.

VERTICAL RESULT

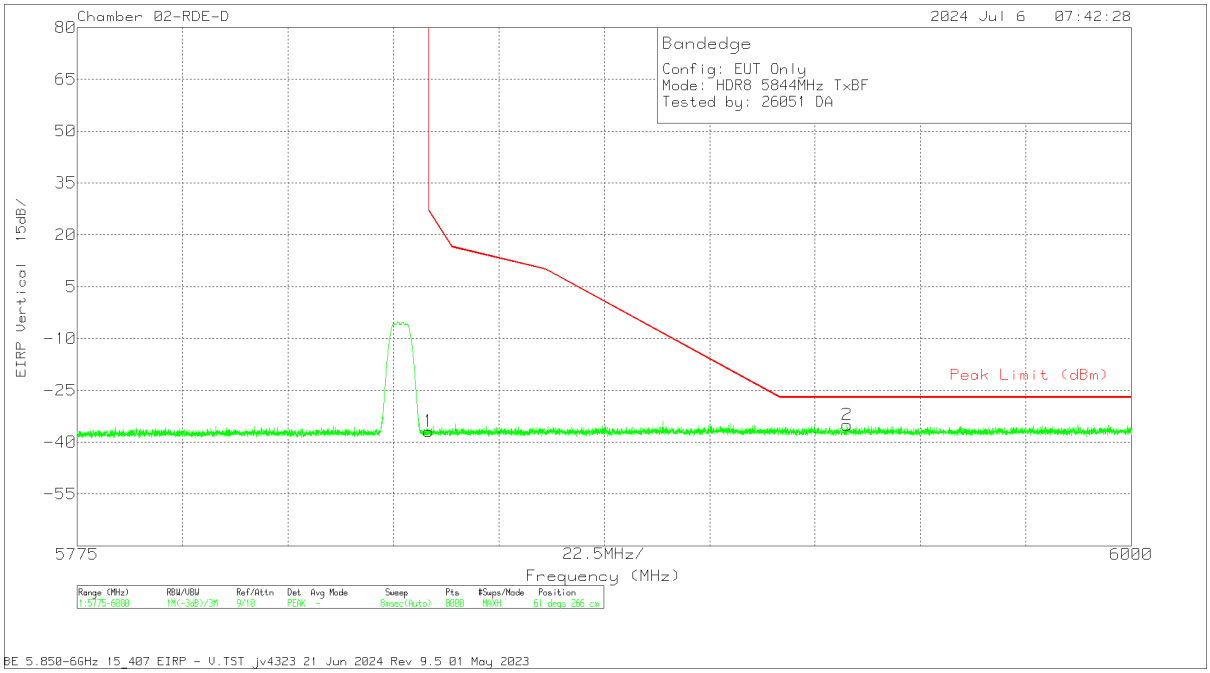

Marker	Frequency (MHz)	Meter Reading (dBm)	Det	200896 ACF (dB/m)	Amp/Cbl (dB)	Conversion Factor (dB)	Corrected Reading EIRP (dBm)	Peak Limit (dBm)	PK Margin (dB)	Azimuth (Degs)	Height (cm)	Polarity
1	5850	-67.99	Pk	35	-15.7	11.8	-36.89	27	-63.89	61	266	V
2	5939.33	-66.28	Pk	35.2	-15.7	11.8	-34.98	-27	-7.98	61	266	V

Pk - Peak detector

UL VERIFICATION SERVICES INC.
47173 Benicia Street, Fremont, CA 94538; USA TEL:(510) 319-4000 FAX:(510) 661-0888

This report shall not be reproduced except in full, without the written approval of UL Verification Services Inc.

10.1.24. HDR 8 LOW POWER, UNII-3 BAND, MIMO TXBF MODE, HARMONIC AND SPURIOUS

LOW CHANNEL, 5733 MHz

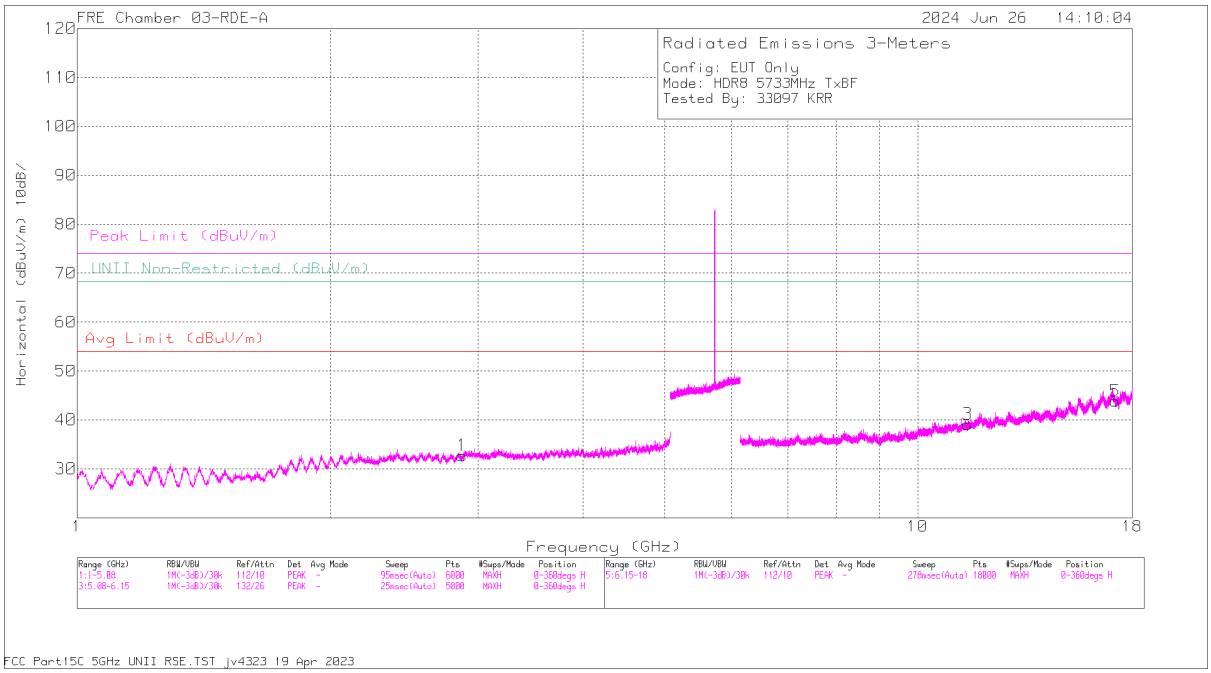

HORIZONTAL

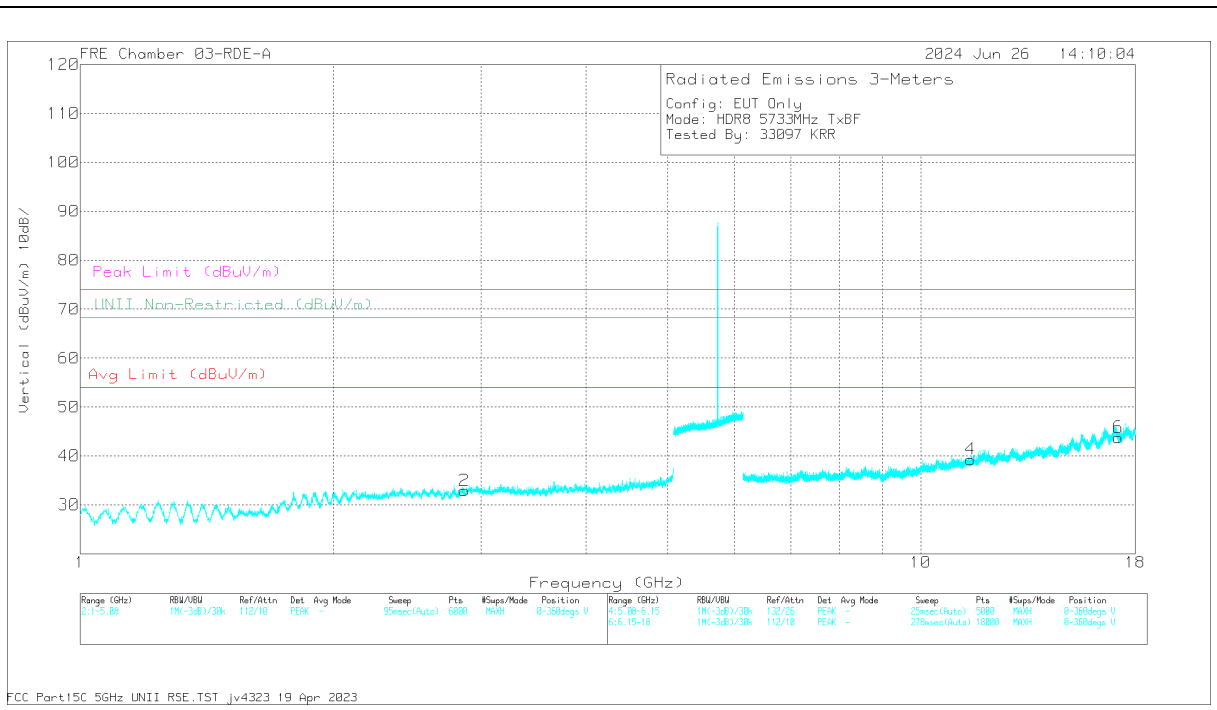

VERTICAL

UL VERIFICATION SERVICES INC.
47173 Benicia Street, Fremont, CA 94538; USA TEL:(510) 319-4000 FAX:(510) 661-0888

This report shall not be reproduced except in full, without the written approval of UL Verification Services Inc.

RADIATED EMISSIONS

Marker	Frequency (GHz)	Meter Reading (dBuV)	Det	226673 ACF (dB/m)	Gain/Loss (dB)	Corrected Reading (dBuV/m)	Avg Limit (dBuV/m)	Margin (dB)	Peak Limit (dBuV/m)	PK Margin (dB)	UNII Non-Restricted (dBuV/m)	PK Margin (dB)	Azimuth (Degs)	Height (cm)	Polarity
1	* 2.871442	59.32	PK-U	32.5	-48.76	43.06	-	-	74	-30.94	-	-	0	199	H
	* 2.871542	47.43	ADR	32.5	-48.77	31.16	54	-22.84	-	-	-	-	0	199	H
2	* 2.865734	59.01	PK-U	32.5	-48.75	42.76	-	-	74	-31.24	-	-	0	101	V
	* 2.864709	47.35	ADR	32.5	-48.74	31.11	54	-22.89	-	-	-	-	0	101	V
3	* 11.46659	54.49	PK-U	38.1	-43.83	48.76	-	-	74	-25.24	-	-	0	199	H
	* 11.46701	43.07	ADR	38.1	-43.83	37.34	54	-16.66	-	-	-	-	0	199	H
4	* 11.46369	54.65	PK-U	38.1	-43.83	48.92	-	-	74	-25.08	-	-	0	101	V
	* 11.46493	43.02	ADR	38.1	-43.85	37.27	54	-16.73	-	-	-	-	0	101	V
6	17.175701	51.72	PK-U	41.7	-40.54	52.88	-	-	-	-	68.2	-15.32	0	199	V
5	17.176566	51.72	PK-U	41.7	-40.56	52.86	-	-	-	-	68.2	-15.34	0	199	H
	17.177387	40.54	ADR	41.7	-40.56	41.68	-	-	-	-	-	-	0	199	V
	17.17824	40.46	ADR	41.7	-40.54	41.62	-	-	-	-	-	-	0	199	H

* - indicates frequency in 47 CFR Pt 15 Restricted Band
PK-U - U-NII: Maximum Peak
ADR - U-NII AD primary method, RMS average

UL VERIFICATION SERVICES INC.
47173 Benicia Street, Fremont, CA 94538; USA TEL:(510) 319-4000 FAX:(510) 661-0888
This report shall not be reproduced except in full, without the written approval of UL Verification Services Inc.

MID CHANNEL, 5788 MHz

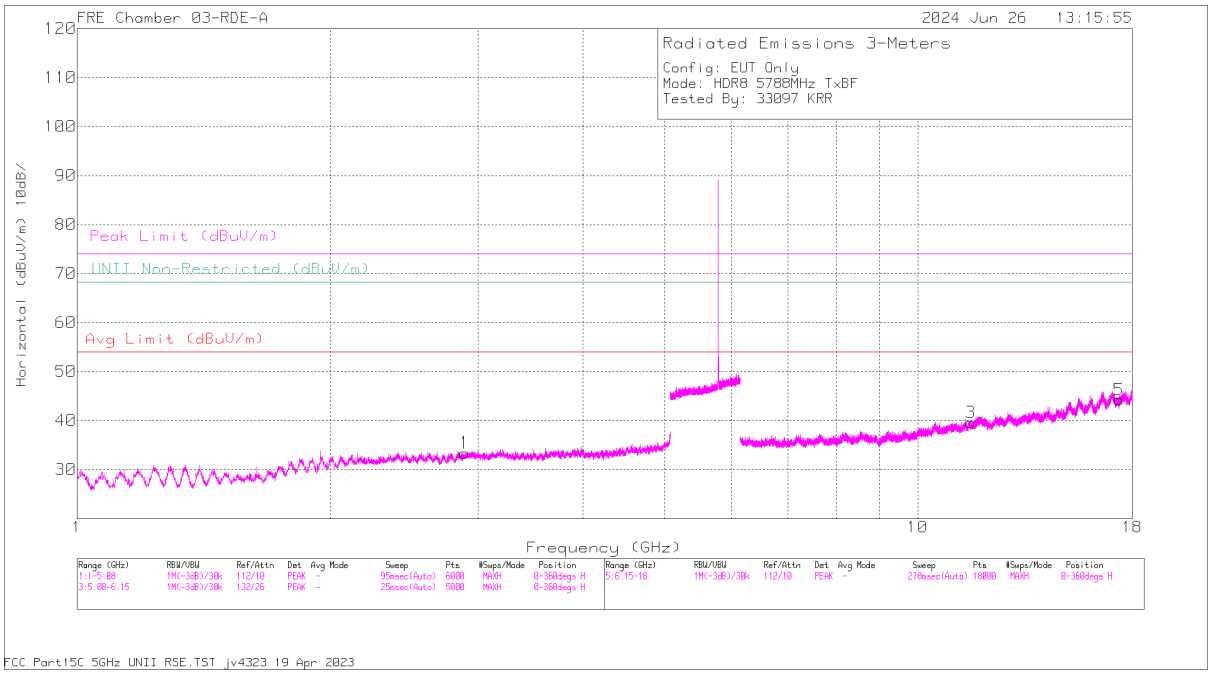

HORIZONTAL

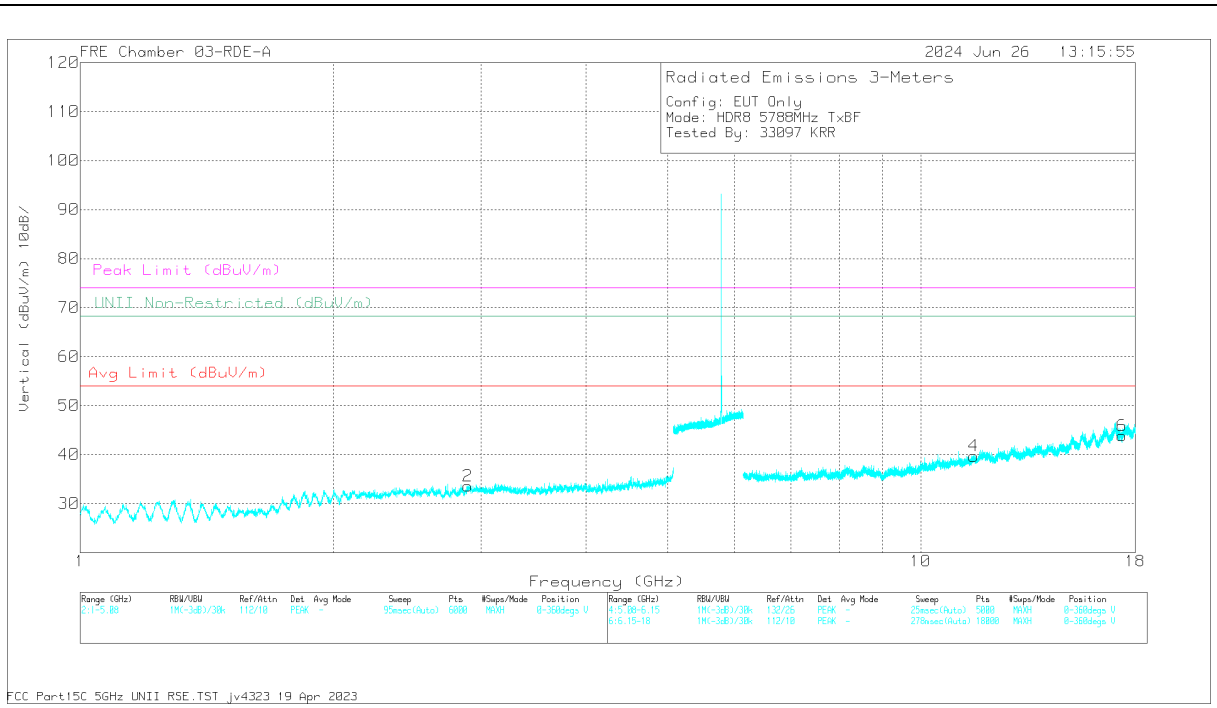

VERTICAL

UL VERIFICATION SERVICES INC.
47173 Benicia Street, Fremont, CA 94538; USA TEL:(510) 319-4000 FAX:(510) 661-0888

This report shall not be reproduced except in full, without the written approval of UL Verification Services Inc.

RADIATED EMISSIONS

Marker	Frequency (GHz)	Meter Reading (dBuV)	Det	226673 ACF (dB/m)	Gain/Loss (dB)	Corrected Reading (dBuV/m)	Avg Limit (dBuV/m)	Margin (dB)	Peak Limit (dBuV/m)	PK Margin (dB)	UNII Non-Restricted (dBuV/m)	PK Margin (dB)	Azimuth (Degs)	Height (cm)	Polarity
1	* 2.88894	59.92	PK-U	32.5	-48.72	43.7	-	-	74	-30.3	-	-	1	198	H
	* 2.891466	47.98	ADR	32.5	-48.7	31.78	54	-22.22	-	-	-	-	1	198	H
2	* 2.894099	59.38	PK-U	32.5	-48.68	43.2	-	-	74	-30.8	-	-	1	101	V
	* 2.89543	48.08	ADR	32.5	-48.67	31.91	54	-22.09	-	-	-	-	1	101	V
3	* 11.56454	54.31	PK-U	38.2	-43.34	49.17	-	-	74	-24.83	-	-	1	101	H
	* 11.56399	42.76	ADR	38.2	-43.35	37.61	54	-16.39	-	-	-	-	1	101	H
4	* 11.5619	54.37	PK-U	38.2	-43.37	49.2	-	-	74	-24.8	-	-	1	101	V
	* 11.56395	42.7	ADR	38.2	-43.35	37.55	54	-16.45	-	-	-	-	1	101	V
	17.353779	40.21	ADR	41.7	-39.78	42.13	-	-	-	-	-	-	1	199	V
6	17.353796	51.64	PK-U	41.7	-39.78	53.56	-	-	-	-	68.2	-14.64	1	199	V
5	17.357368	51.78	PK-U	41.7	-39.76	53.72	-	-	-	-	68.2	-14.48	1	198	H
	17.357787	40.09	ADR	41.7	-39.74	42.05	-	-	-	-	-	-	1	198	H

* - indicates frequency in 47 CFR Pt 15 Restricted Band
PK-U - U-NII: Maximum Peak
ADR - U-NII AD primary method, RMS average

UL VERIFICATION SERVICES INC.
47173 Benicia Street, Fremont, CA 94538; USA TEL:(510) 319-4000 FAX:(510) 661-0888
This report shall not be reproduced except in full, without the written approval of UL Verification Services Inc.

HIGH CHANNEL, 5844 MHz

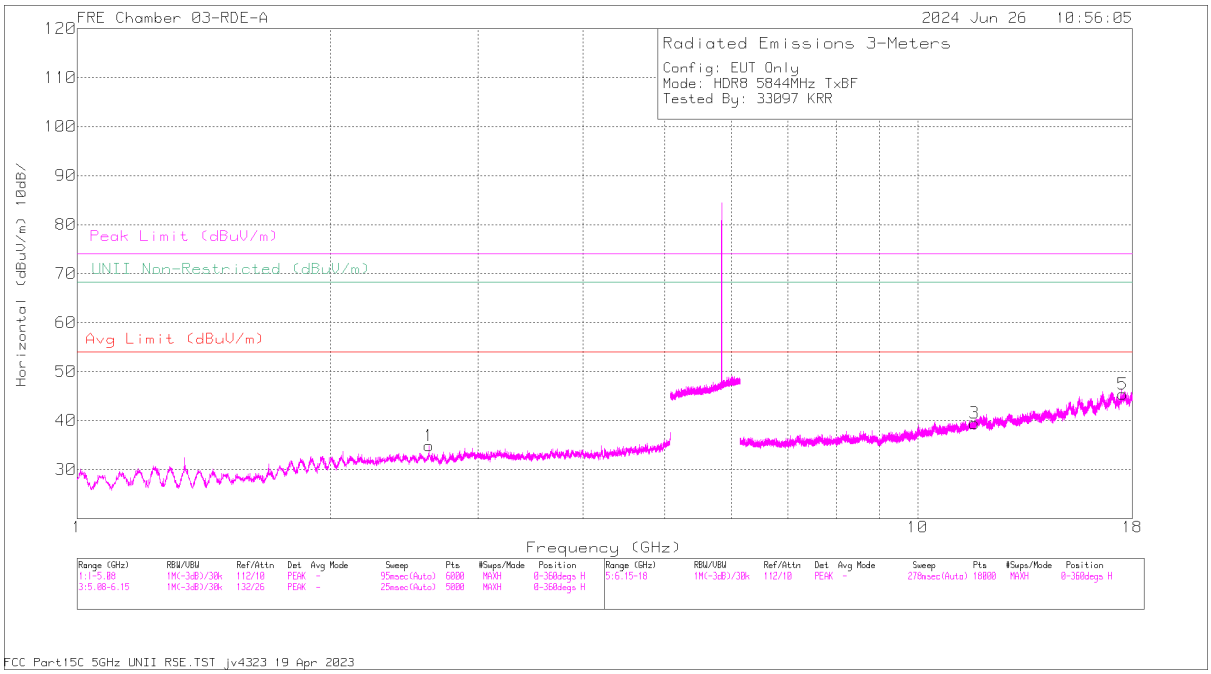

HORIZONTAL

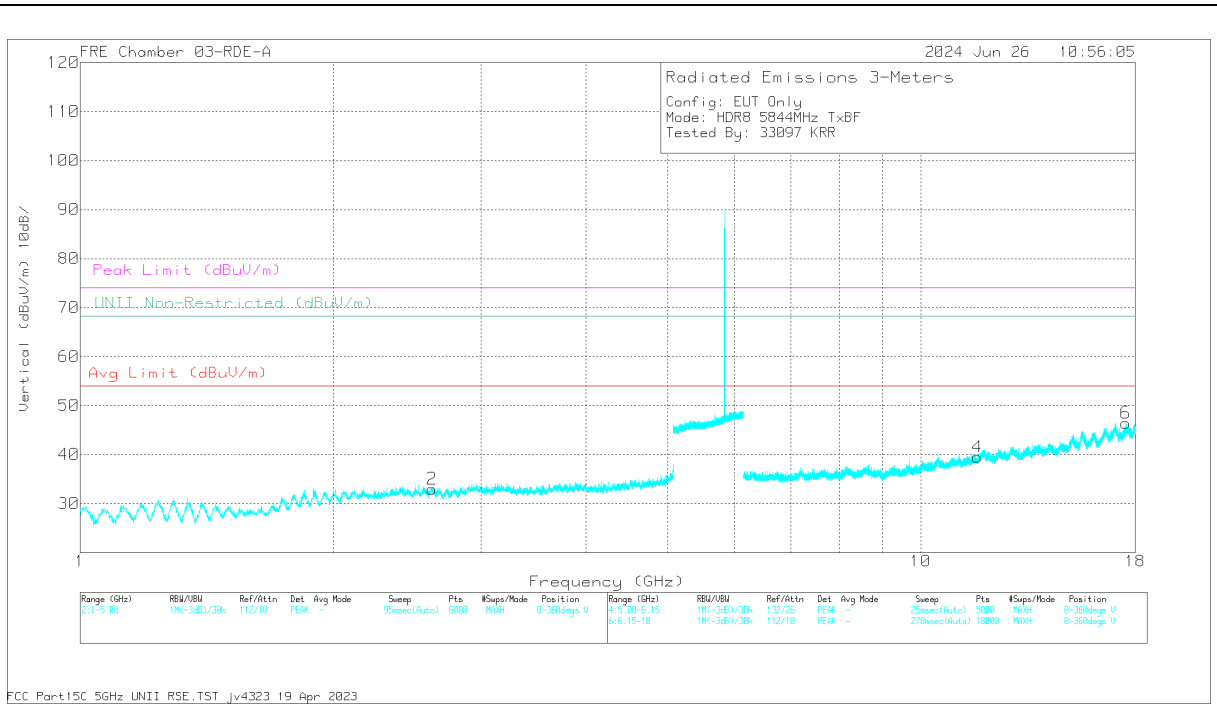

VERTICAL

UL VERIFICATION SERVICES INC.
47173 Benicia Street, Fremont, CA 94538; USA TEL:(510) 319-4000 FAX:(510) 661-0888

This report shall not be reproduced except in full, without the written approval of UL Verification Services Inc.

RADIATED EMISSIONS

Marker	Frequency (GHz)	Meter Reading (dBuV)	Det	226673 ACF (dB/m)	Gain/Loss (dB)	Corrected Reading (dBuV/m)	Avg Limit (dBuV/m)	Margin (dB)	Peak Limit (dBuV/m)	PK Margin (dB)	UNII Non-Restricted (dBuV/m)	PK Margin (dB)	Azimuth (Degs)	Height (cm)	Polarity
3	* 11.67918	54.45	PK-U	38.4	-43.22	49.63	-	-	74	-24.37	-	-	1	198	H
	* 11.67957	42.82	ADR	38.4	-43.21	38.01	54	-15.99	-	-	-	-	1	198	H
4	* 11.67971	54.21	PK-U	38.4	-43.21	49.4	-	-	74	-24.6	-	-	1	198	V
	* 11.67997	42.88	ADR	38.4	-43.21	38.07	54	-15.93	-	-	-	-	1	198	V
2	2.619228	60.84	PK-U	32.2	-49.13	43.91	-	-	-	-	68.2	-24.29	1	198	V
1	2.620023	60.11	PK-U	32.2	-49.13	43.18	-	-	-	-	68.2	-25.02	1	198	H
	2.620186	48.56	ADR	32.2	-49.13	31.63	-	-	-	-	-	-	1	198	H
	2.621113	48.58	ADR	32.2	-49.13	31.65	-	-	-	-	-	-	1	198	V
	17.5374	39.47	ADR	41.9	-38.84	42.53	-	-	-	-	-	-	1	198	V
6	17.538083	50.9	PK-U	41.9	-38.85	53.95	-	-	-	-	68.2	-14.25	1	198	V
5	17.540368	51.17	PK-U	41.9	-38.92	54.15	-	-	-	-	68.2	-14.05	1	198	H
	17.541687	39.52	ADR	41.9	-38.97	42.45	-	-	-	-	-	-	1	198	H

* - indicates frequency in 47 CFR Pt 15 Restricted Band
PK-U - U-NII: Maximum Peak
ADR - U-NII AD primary method, RMS average

UL VERIFICATION SERVICES INC.
47173 Benicia Street, Fremont, CA 94538; USA TEL:(510) 319-4000 FAX:(510) 661-0888
This report shall not be reproduced except in full, without the written approval of UL Verification Services Inc.

10.2. WORST-CASE 30-1000 MHz

SPURIOUS EMISSIONS 30-1000 MHz (WORST-CASE CONFIGURATION)

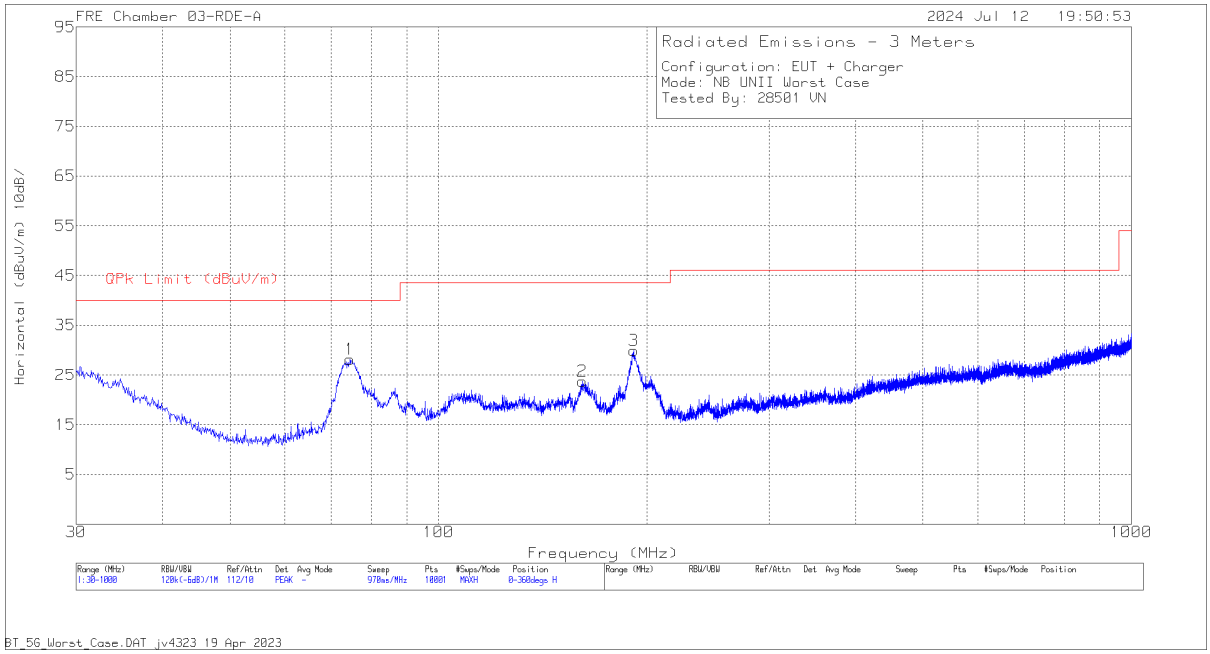

HORIZONTAL

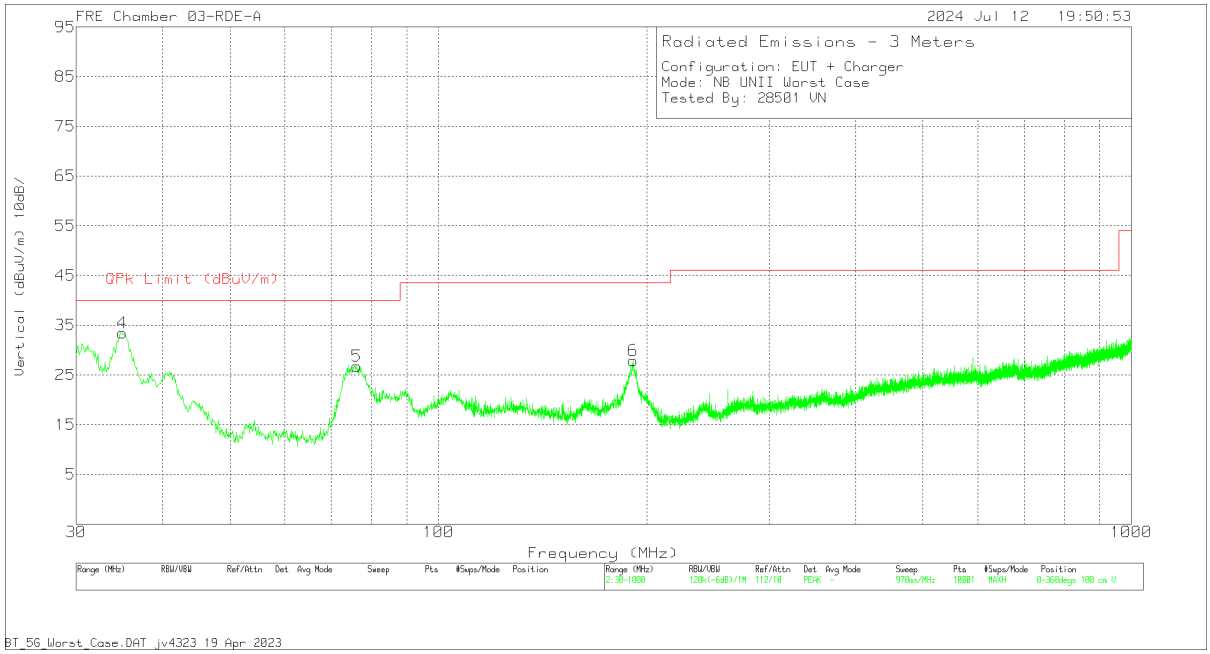

VERTICAL

UL VERIFICATION SERVICES INC.
47173 Benicia Street, Fremont, CA 94538; USA TEL:(510) 319-4000 FAX:(510) 661-0888

This report shall not be reproduced except in full, without the written approval of UL Verification Services Inc.

30 – 1000 MHz DATA

Marker	Frequency (MHz)	Meter Reading (dBuV)	Det	235173 ACF (dB/m)	Amp/Cbl (dB)	Corrected Reading (dBuV/m)	QPk Limit (dBuV/m)	Margin (dB)	Azimuth (Degs)	Height (cm)	Polarity
1	* 74.2876	42.36	Qp	13.9	-30.5	25.76	40	-14.24	149	246	H
4	35.1878	36.51	Qp	23.5	-31	29.01	40	-10.99	347	106	V
5	76.1355	41.22	Qp	13.8	-30.5	24.52	40	-15.48	212	119	V
2	160.877	30.51	Qp	18	-29.8	18.71	43.52	-24.81	178	181	H
3	191.078	38.06	Qp	17.2	-29.7	25.56	43.52	-17.96	135	150	H
6	191.328	35.7	Qp	17.2	-29.7	23.2	43.52	-20.32	93	119	V

* - indicates frequency in 47 CFR Pt 15 Restricted Band
Qp - Quasi-Peak detector

UL VERIFICATION SERVICES INC.
47173 Benicia Street, Fremont, CA 94538; USA TEL:(510) 319-4000 FAX:(510) 661-0888
This report shall not be reproduced except in full, without the written approval of UL Verification Services Inc.

10.3. WORST-CASE 18-26 GHz

SPURIOUS EMISSIONS 18-26 GHz (WORST-CASE CONFIGURATION)

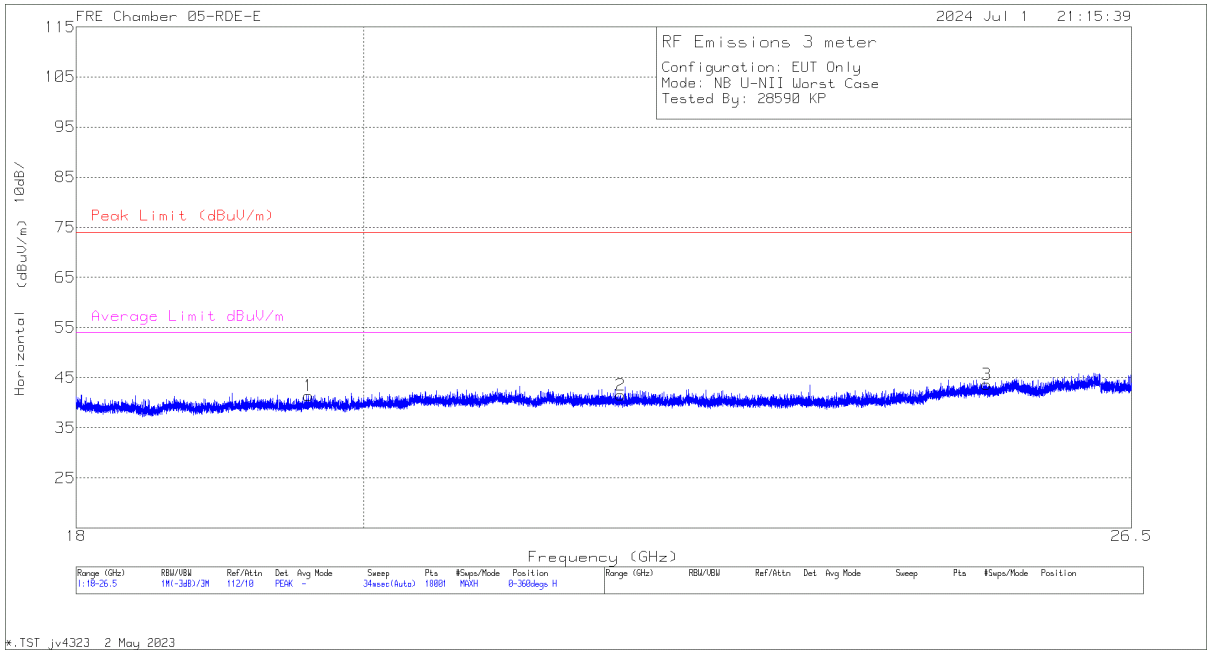

HORIZONTAL

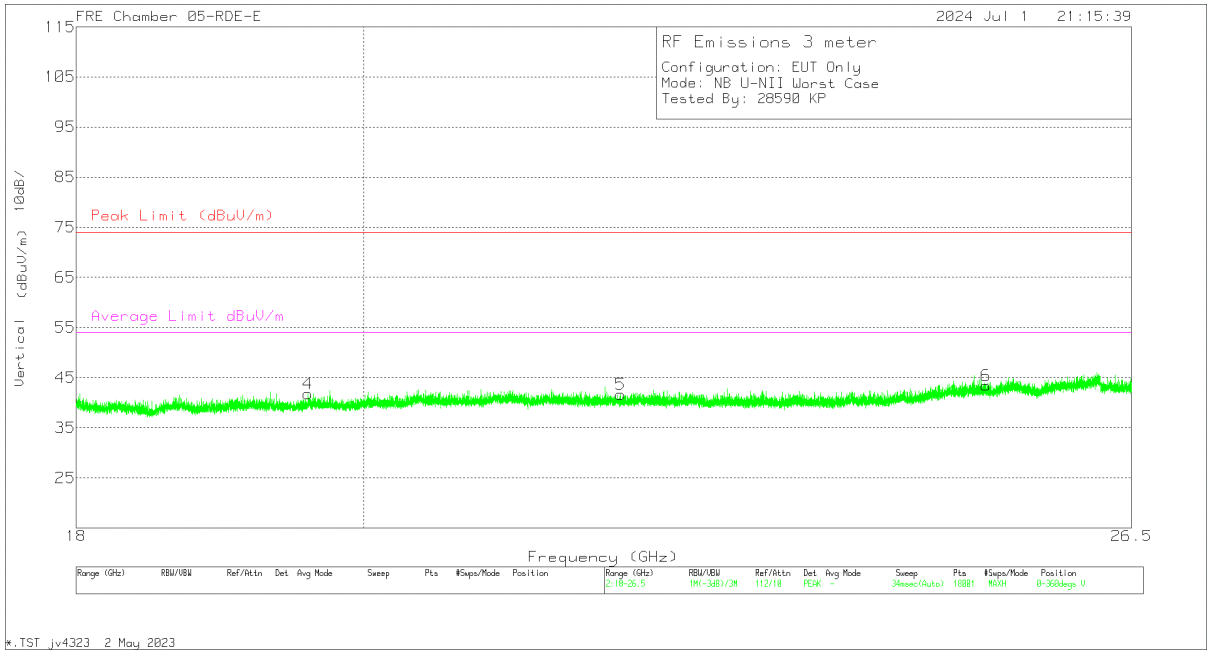

VERTICAL

UL VERIFICATION SERVICES INC.
47173 Benicia Street, Fremont, CA 94538; USA TEL:(510) 319-4000 FAX:(510) 661-0888

This report shall not be reproduced except in full, without the written approval of UL Verification Services Inc.

18 – 26 GHz DATA

Marker	Frequency (GHz)	Meter Reading (dBuV)	Det	81139 ACF (dB/m)	Amp/Cbl (dB)	CBL (dB)	Corrected Reading (dBuV/m)	Peak Limit (dBuV/m)	PK Margin (dB)	Average Limit dBuV/m	Margin (dB)	Azimuth (Degs)	Height (cm)	Polarity
4	19.597721	48.47	PK-U	33.1	-61.7	22.9	42.77	74	-31.23	-	-	360	200	V
	19.596816	36.39	ADR	33.1	-61.7	22.9	30.69	-	-	54	-23.31	360	200	V
1	19.601306	47.87	PK-U	33.1	-61.7	22.9	42.17	74	-31.83	-	-	360	101	H
	19.599994	36.45	ADR	33.1	-61.7	22.9	30.75	-	-	54	-23.25	360	101	H
2	21.973242	47.7	PK-U	33.5	-61.3	24.3	44.2	74	-29.8	-	-	360	200	H
	21.975224	34.89	ADR	33.5	-61.3	24.3	31.39	-	-	54	-22.61	360	200	H
5	21.975671	46.52	PK-U	33.5	-61.3	24.3	43.02	74	-30.98	-	-	360	200	V
	21.978385	35.07	ADR	33.5	-61.3	24.3	31.57	-	-	54	-22.43	360	200	V
6	25.125348	45.92	PK-U	34.3	-61.8	26	44.42	74	-29.58	-	-	360	101	V
	25.125191	34.45	ADR	34.3	-61.8	26	32.95	-	-	54	-21.05	360	101	V
3	25.130481	46.22	PK-U	34.3	-61.8	26	44.72	74	-29.28	-	-	360	101	H
	25.12961	34.42	ADR	34.3	-61.8	26	32.92	-	-	54	-21.08	360	101	H

PK-U - U-NII: Maximum Peak
ADR - U-NII AD primary method, RMS average

UL VERIFICATION SERVICES INC.
47173 Benicia Street, Fremont, CA 94538; USA TEL:(510) 319-4000 FAX:(510) 661-0888
This report shall not be reproduced except in full, without the written approval of UL Verification Services Inc.

10.4. WORST-CASE 26-40 GHz

SPURIOUS EMISSIONS 26-40 GHz (WORST-CASE CONFIGURATION)

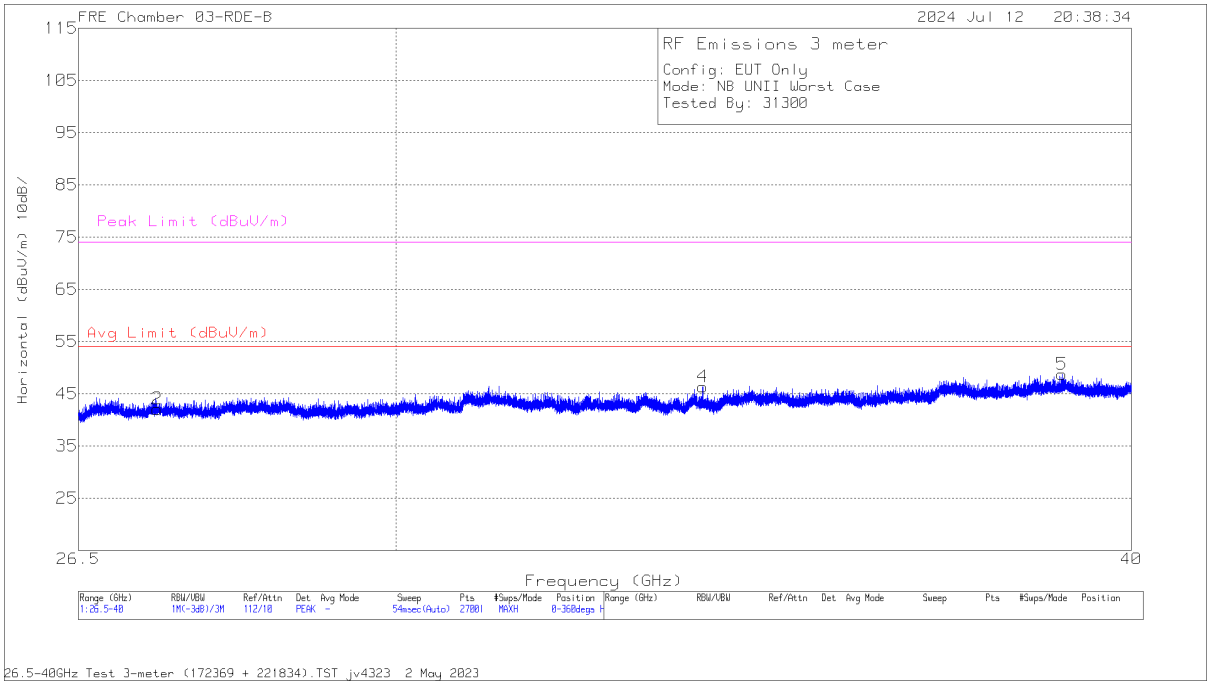

HORIZONTAL

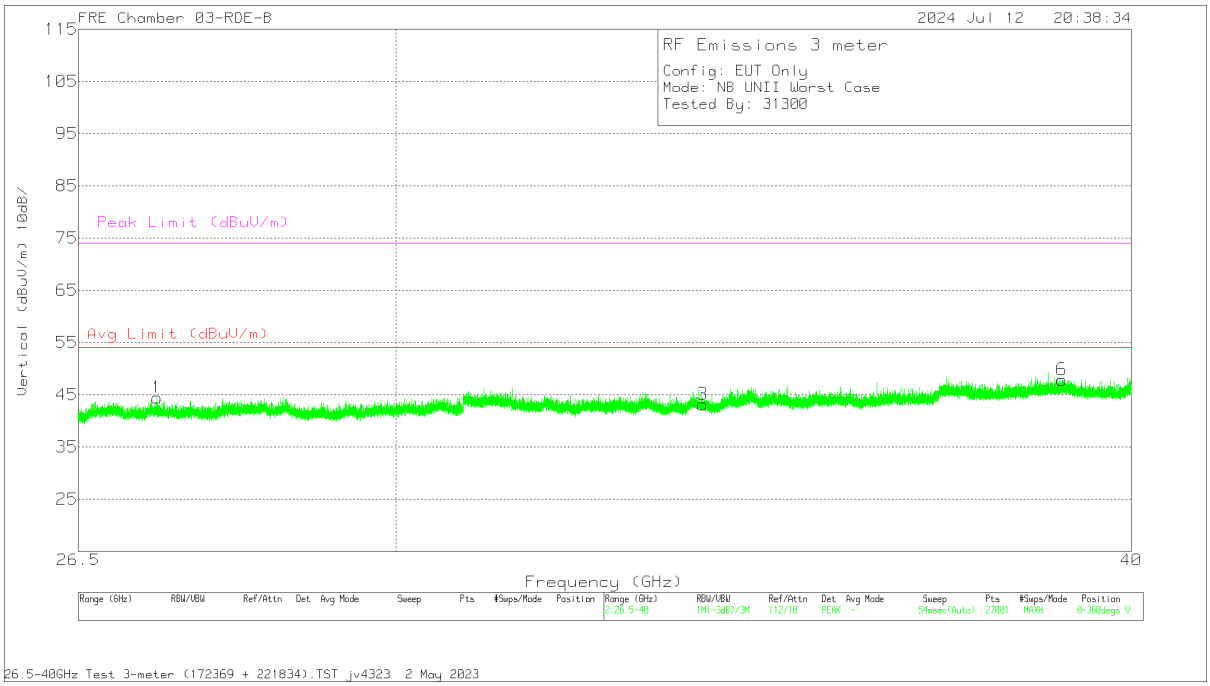

VERTICAL

UL VERIFICATION SERVICES INC.
47173 Benicia Street, Fremont, CA 94538; USA TEL:(510) 319-4000 FAX:(510) 661-0888

This report shall not be reproduced except in full, without the written approval of UL Verification Services Inc.

26 – 40 GHz DATA

Marker	Frequency (GHz)	Meter Reading (dBuV)	Det	172369 ACF (dB/m)	221834 Amp/Cbl (dB)	CBL (dB)	Corrected Reading (dBuV/m)	Avg Limit (dBuV/m)	Margin (dB)	Peak Limit (dBuV/m)	PK Margin (dB)	Azimuth (Degs)	Height (cm)	Polarity
5	* 38.93230	54.71	PK-U	38.1	-64.5	20.7	49.01	-	-	74	-24.99	344	345	H
	* 38.93174	43.14	ADR	38.1	-64.5	20.7	37.44	54	-16.56	-	-	344	345	H
6	* 38.93110	54.09	PK-U	38.1	-64.5	20.7	48.39	-	-	74	-25.61	350	290	V
	* 38.93173	42.82	ADR	38.1	-64.5	20.7	37.12	54	-16.88	-	-	350	290	V
2	27.323929	54.98	PK-U	35.7	-62.8	16.8	44.68	-	-	74	-29.32	2	381	H
	27.323227	43.35	ADR	35.7	-62.8	16.8	33.05	54	-20.95	-	-	2	381	H
1	27.328962	54.6	PK-U	35.7	-62.8	16.8	44.3	-	-	74	-29.7	63	112	V
	27.330442	43.16	ADR	35.7	-62.8	16.8	32.86	54	-21.14	-	-	63	112	V
3	33.823971	51.27	PK-U	37	-61.1	18.9	46.07	-	-	74	-27.93	54	184	V
	33.825167	39.76	ADR	37	-61.1	18.9	34.56	54	-19.44	-	-	54	184	V
4	33.827134	51.21	PK-U	37	-61.2	18.9	45.91	-	-	74	-28.09	230	346	H
	33.824742	39.96	ADR	37	-61.1	18.9	34.76	54	-19.24	-	-	230	346	H

* - indicates frequency in 47 CFR Pt 15 Restricted Band
PK-U - U-NII: Maximum Peak
ADR - U-NII AD primary method, RMS average

UL VERIFICATION SERVICES INC.
47173 Benicia Street, Fremont, CA 94538; USA TEL:(510) 319-4000 FAX:(510) 661-0888
This report shall not be reproduced except in full, without the written approval of UL Verification Services Inc.

11. AC POWERLINE CONDUCTED EMISSIONS

LIMITS

FCC §15.207 (a)

Frequency of Emission (MHz)	Conducted Limit (dBμV)	
	Quasi-peak	Average
0.15-0.5	66 to 56 *	56 to 46 *
0.5-5	56	46
5-30	60	50

*Decreases with the logarithm of the frequency.

TEST PROCEDURE

The EUT is placed on a non-conducting table 40 cm from the vertical ground plane and 80 cm above the horizontal ground plane. The EUT is configured in accordance with ANSI C63.10.

The receiver is set to a resolution bandwidth of 9 kHz. Peak detection is used unless otherwise noted as quasi-peak or average.

Line conducted data is recorded for both NEUTRAL and HOT lines.

RESULTS

UL VERIFICATION SERVICES INC.
47173 Benicia Street, Fremont, CA 94538; USA TEL:(510) 319-4000 FAX:(510) 661-0888

This report shall not be reproduced except in full, without the written approval of UL Verification Services Inc.

11.1. AC POWER LINE WITH LAPTOP

LINE 1 RESULTS

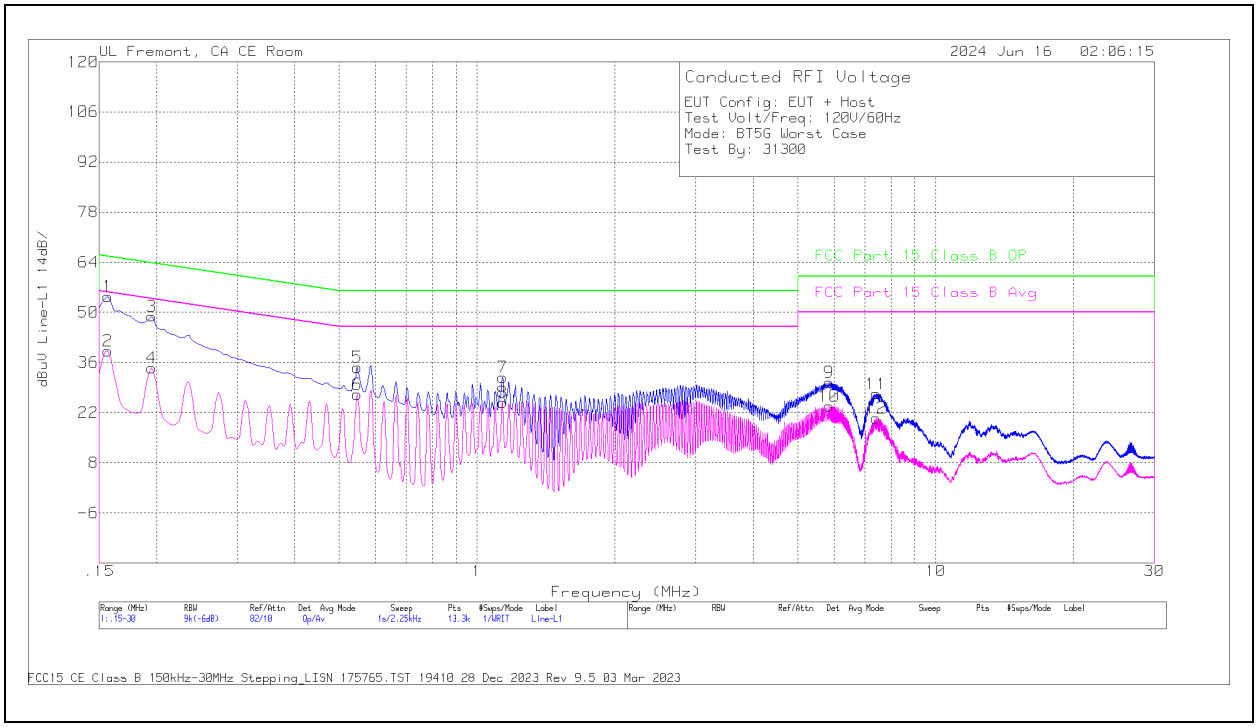

DATA

Range 1: Line-L1 .15 - 30MHz											
Marker	Frequency (MHz)	Meter Reading (dBuV)	Det	LISN (dB)	Cbl (dB)	Trns Limiter (dB)	Corrected Reading (dBuV)	FCC Part 15 Class B QP (dBuV)	QP Margin (dB)	FCC Part 15 Class B Avg (dBuV)	Avg Margin (dB)
2	.1568	29.56	Av	.1	0	9.5	39.16	-	-	55.63	-16.47
4	.195	24.93	Av	.1	.1	9.4	34.53	-	-	53.82	-19.29
6	.5483	17.67	Av	0	.1	9.3	27.07	-	-	46	-18.93
8	1.1355	15.39	Av	0	.1	9.4	24.89	-	-	46	-21.11
10	5.8628	14.24	Av	0	.2	9.4	23.84	-	-	50	-26.16
12	7.4265	10.84	Av	0	.2	9.4	20.44	-	-	50	-29.56
1	.1568	44.9	Qp	.1	0	9.5	54.5	65.63	-11.13	-	-
3	.195	39.34	Qp	.1	.1	9.4	48.94	63.82	-14.88	-	-
5	.5483	25.28	Qp	0	.1	9.3	34.68	56	-21.32	-	-
7	1.1378	22.36	Qp	0	.1	9.4	31.86	56	-24.14	-	-
9	5.865	20.9	Qp	0	.2	9.4	30.5	60	-29.5	-	-
11	7.4265	17.62	Qp	0	.2	9.4	27.22	60	-32.78	-	-

Qp - Quasi-Peak detector
Av - Average detection

UL VERIFICATION SERVICES INC.
47173 Benicia Street, Fremont, CA 94538; USA TEL:(510) 319-4000 FAX:(510) 661-0888
This report shall not be reproduced except in full, without the written approval of UL Verification Services Inc.

LINE 2 RESULTS

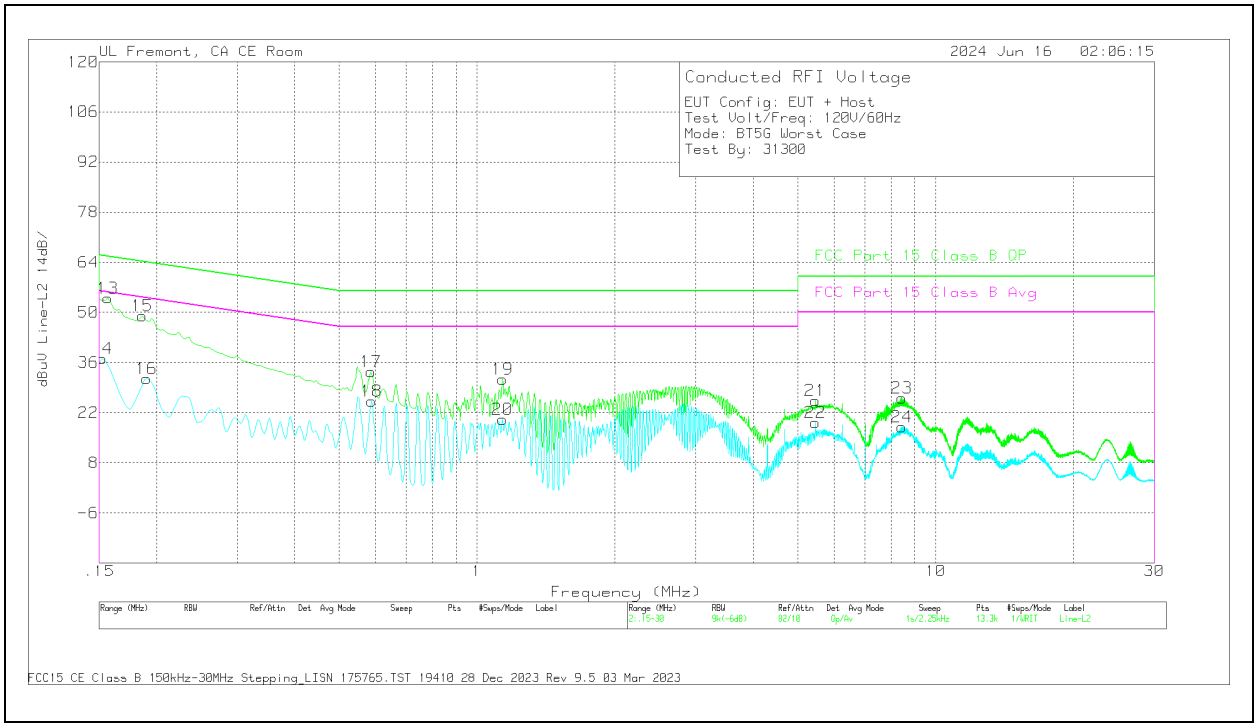

DATA

Range 2: Line-L2 .15 - 30MHz											
Marker	Frequency (MHz)	Meter Reading (dBuV)	Det	LISN (dB)	Cbl (dB)	Trns Limiter (dB)	Corrected Reading (dBuV)	FCC Part 15 Class B QP (dBuV)	QP Margin (dB)	FCC Part 15 Class B Avg (dBuV)	Avg Margin (dB)
14	.1523	27.5	Av	.1	0	9.5	37.1	-	-	55.88	-18.78
16	.1905	21.99	Av	0	.1	9.4	31.49	-	-	54.01	-22.52
18	.5888	15.71	Av	0	.1	9.4	25.21	-	-	46	-20.79
20	1.1355	10.49	Av	0	.2	9.4	20.09	-	-	46	-25.91
22	5.4713	9.84	Av	0	.1	9.3	19.24	-	-	50	-30.76
24	8.4413	8.49	Av	0	.2	9.4	18.09	-	-	50	-31.91
13	.1568	44.42	Qp	.1	0	9.5	54.02	65.63	-11.61	-	-
15	.186	39.52	Qp	0	.1	9.4	49.02	64.21	-15.19	-	-
17	.5865	23.99	Qp	0	.1	9.4	33.49	56	-22.51	-	-
19	1.1378	21.79	Qp	0	.2	9.4	31.39	56	-24.61	-	-
21	5.4713	15.93	Qp	0	.1	9.3	25.33	60	-34.67	-	-
23	8.4435	16.45	Qp	0	.2	9.4	26.05	60	-33.95	-	-

Qp - Quasi-Peak detector
Av - Average detection

UL VERIFICATION SERVICES INC.
47173 Benicia Street, Fremont, CA 94538; USA TEL:(510) 319-4000 FAX:(510) 661-0888
This report shall not be reproduced except in full, without the written approval of UL Verification Services Inc.

11.2. AC POWER LINE WITH AC/DC ADAPTER

LINE 1 RESULTS

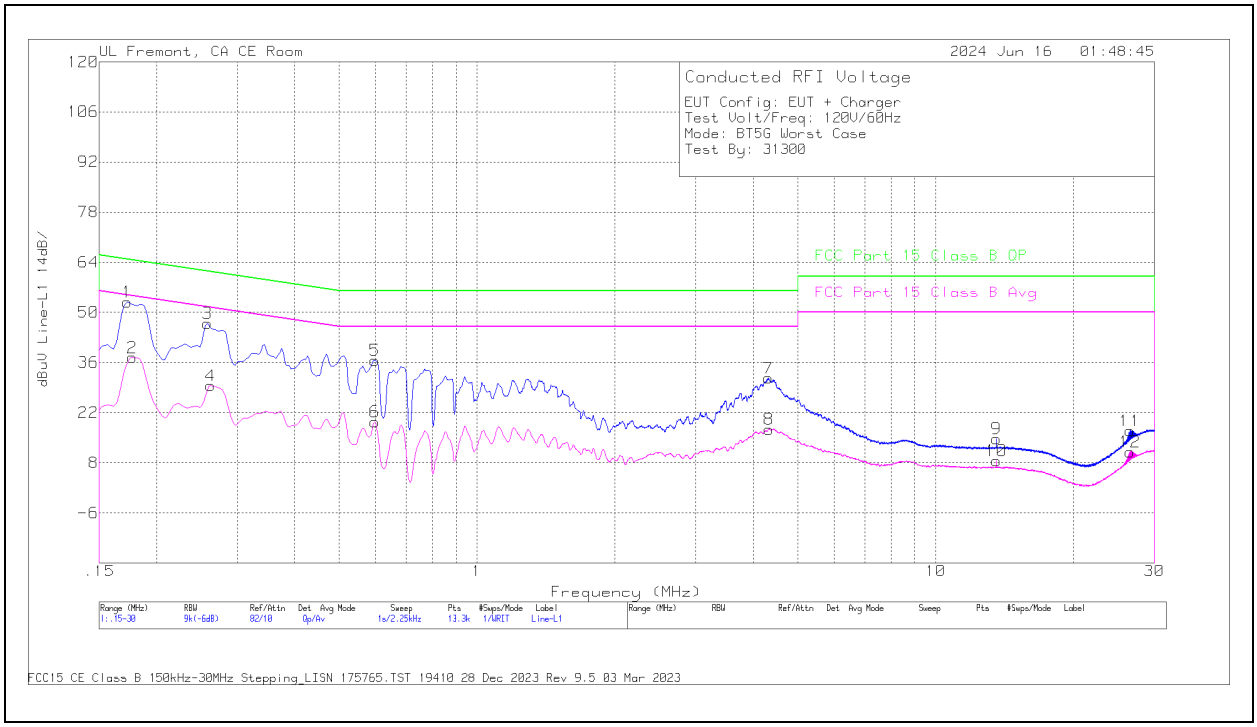

DATA

Range 1: Line-L1 .15 - 30MHz											
Marker	Frequency (MHz)	Meter Reading (dBuV)	Det	LISN (dB)	Cbl (dB)	Trns Limiter (dB)	Corrected Reading (dBuV)	FCC Part 15 Class B QP (dBuV)	QP Margin (dB)	FCC Part 15 Class B Avg (dBuV)	Avg Margin (dB)
2	.177	27.78	Av	.1	.1	9.4	37.38	-	-	54.63	-17.25
4	.2625	20.1	Av	0	0	9.4	29.5	-	-	51.35	-21.85
6	.5978	9.99	Av	0	0	9.4	19.39	-	-	46	-26.61
8	4.3249	7.87	Av	0	.1	9.4	17.37	-	-	46	-28.63
10	13.56	-1.29	Av	.1	.3	9.5	8.61	-	-	50	-41.39
12	26.547	.97	Av	.2	.3	9.5	10.97	-	-	50	-39.03
1	.1725	43.29	Qp	.1	0	9.5	52.89	64.84	-11.95	-	-
3	.258	37.51	Qp	0	0	9.4	46.91	61.5	-14.59	-	-
5	.5978	27.22	Qp	0	0	9.4	36.62	56	-19.38	-	-
7	4.3215	22.11	Qp	0	.1	9.4	31.61	56	-24.39	-	-
9	13.56	4.79	Qp	.1	.3	9.5	14.69	60	-45.31	-	-
11	26.547	6.88	Qp	.2	.3	9.5	16.88	60	-43.12	-	-

Qp - Quasi-Peak detector
Av - Average detection

UL VERIFICATION SERVICES INC.
47173 Benicia Street, Fremont, CA 94538; USA TEL:(510) 319-4000 FAX:(510) 661-0888
This report shall not be reproduced except in full, without the written approval of UL Verification Services Inc.

LINE 2 RESULTS

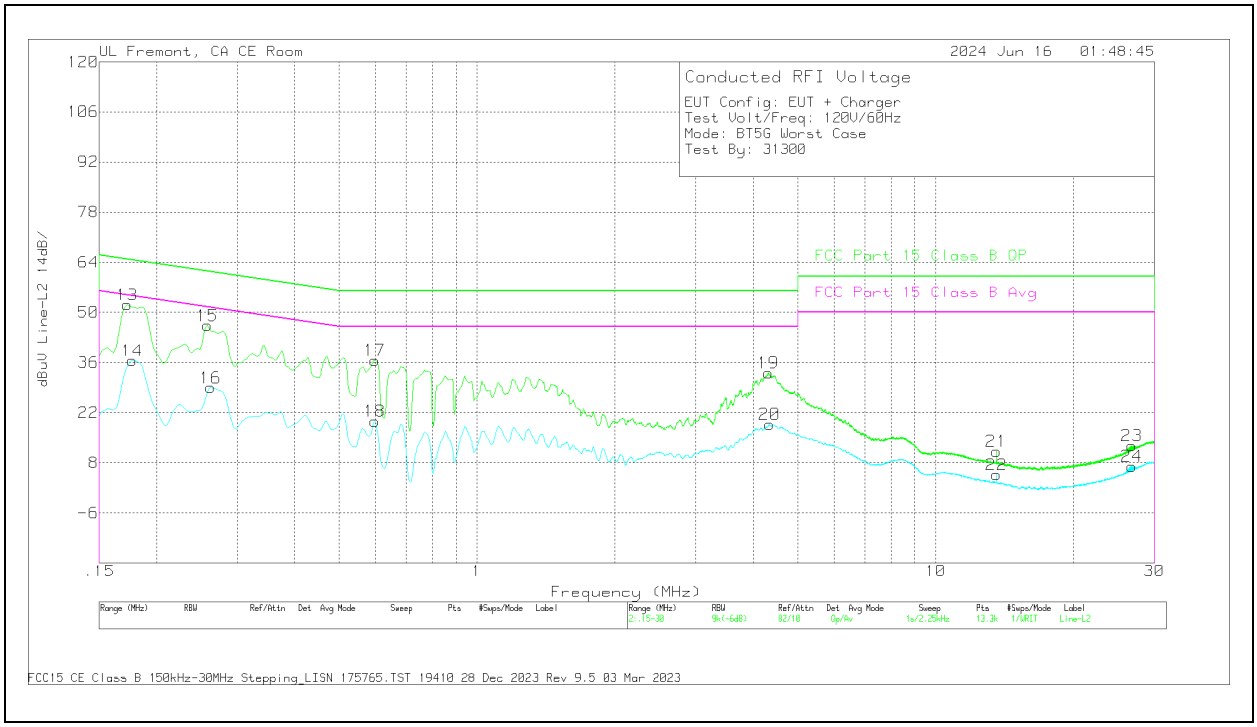

DATA

Range 2: Line-L2 .15 - 30MHz											
Marker	Frequency (MHz)	Meter Reading (dBuV)	Det	LISN (dB)	Cbl (dB)	Trns Limiter (dB)	Corrected Reading (dBuV)	FCC Part 15 Class B QP (dBuV)	QP Margin (dB)	FCC Part 15 Class B Avg (dBuV)	Avg Margin (dB)
14	.177	27.01	Av	0	.1	9.4	36.51	-	-	54.63	-18.12
16	.2625	19.57	Av	0	0	9.4	28.97	-	-	51.35	-22.38
18	.5978	10.11	Av	0	.1	9.4	19.61	-	-	46	-26.39
20	4.3418	9.26	Av	0	.1	9.3	18.66	-	-	46	-27.34
22	13.56	-5.18	Av	.1	.2	9.5	4.62	-	-	50	-45.38
24	26.772	-2.87	Av	.2	.3	9.4	7.03	-	-	50	-42.97
13	.1725	42.61	Qp	0	0	9.5	52.11	64.84	-12.73	-	-
15	.258	36.92	Qp	0	0	9.4	46.32	61.5	-15.18	-	-
17	.5978	27.16	Qp	0	.1	9.4	36.66	56	-19.34	-	-
19	4.3148	23.54	Qp	0	.1	9.4	33.04	56	-22.96	-	-
21	13.56	1.43	Qp	.1	.2	9.5	11.23	60	-48.77	-	-
23	26.772	2.82	Qp	.2	.3	9.4	12.72	60	-47.28	-	-

Qp - Quasi-Peak detector
Av - Average detection

UL VERIFICATION SERVICES INC.
47173 Benicia Street, Fremont, CA 94538; USA TEL:(510) 319-4000 FAX:(510) 661-0888
This report shall not be reproduced except in full, without the written approval of UL Verification Services Inc.

12. SETUP PHOTOS

Please refer to 14982484-EP1V1 FCC IC Setup_Photo for setup report.

END OF TEST REPORT

UL VERIFICATION SERVICES INC.
47173 Benicia Street, Fremont, CA 94538; USA TEL:(510) 319-4000 FAX:(510) 661-0888
This report shall not be reproduced except in full, without the written approval of UL Verification Services Inc.