RADIATED TEST REPORT

Report Number: 14982485-E8V3 & E9V3

Applicant	:	APPLE INC. 1 APPLE PARK WAY CUPERTINO, CA 95014, U.S.A.
Model	:	A3286 A3287, A3288
Brand	:	APPLE
FCC ID	:	BCG-E8689A, BCG-E8690A, BCG-E8691A
IC	:	579C-E8689A, 579C-E8690A, 579C-E8691A
EUT Description	:	SMARTPHONE
Test Standard(s)	:	FCC 47 CFR PART 15 SUBPART E ISED RSS-247 ISSUE 3 ISED RSS-GEN ISSUE 5 + A1 + A2

Date Of Issue:
2024/07/30

Prepared by:
UL Verification Services Inc.
47173 Benicia Street
Fremont, CA 94538 U.S.A.
TEL: (510) 319-4000
FAX: (510) 661-0888

CERT #0751.05

REPORT REVISION HISTORY

Rev.	Issue Date	Revisions	Revised By
V1	2024/07/23	Initial Review	Everardo H. Torres
V2	2024/07/24	Addressed TCB's question in section 1	Everardo H. Torres
V3	2024/07/30	Addressed TCB's question in section 1	Everardo H. Torres

UL LLC.
47173 Benicia Street, Fremont, CA 94538; USA. TEL:(510) 319-4000 FAX:(510) 661-0888
This report shall not be reproduced except in full, without the written approval of UL LLC.

TABLE OF CONTENTS

1. RADIATED TEST RESULTS 4

1.1. TRANSMITTER ABOVE 1 GHz 6

1.1.1. 802.11n/ac SISO MODE IN UNII-1 BAND – BANDEDGE 6
1.1.2. 802.11n/ac MIMO MODE IN UNII-1 BAND – BANDEDGE 9
1.1.3. 802.11be SISO SU MODE IN UNII-1 BAND – BANDEDGE 12
1.1.4. 802.11be SISO PARTIAL RU MODE IN UNII-1 BAND – BANDEDGE 15
1.1.5. 802.11be MIMO SU MODE IN UNII-1 BAND – BANDEDGE 19
1.1.6. 802.11be MIMO PARTIAL RU MODE IN UNII-1 BAND – BANDEDGE 22
1.1.7. 802.11n/ac MIMO MODE IN UNII-1 BAND – SPURIOUS EMISSIONS 25
1.1.8. 802.11be MIMO MODE IN UNII-1 BAND – SPURIOUS EMISSIONS 29
1.1.9. 802.11n/ac SISO MODE IN UNII-2A BAND – BANDEDGE 37
1.1.10. 802.11n/ac MIMO MODE IN UNII-2A BAND – BANDEDGE 40
1.1.11. 802.11be SISO SU MODE IN UNII-2A BAND – BANDEDGE 43
1.1.12. 802.11be SISO PARTIAL RU MODE IN UNII-2A BAND – BANDEDGE 46
1.1.13. 802.11be MIMO SU MODE IN UNII-2A BAND – BANDEDGE 50
1.1.14. 802.11be MIMO PARTIAL RU MODE IN UNII-2A BAND – BANDEDGE 53
1.1.15. 802.11n/ac MIMO MODE IN UNII-2A BAND – SPURIOUS EMISSIONS 56
1.1.16. 802.11be MIMO MODE IN UNII-2A BAND – SPURIOUS EMISSIONS 60
1.1.17. 802.11n/ac SISO MODE IN UNII-2C BAND – BANDEDGES 67
1.1.18. 802.11n/ac MIMO MODE IN UNII-2C BAND – BANDEDGES 73
1.1.19. 802.11be SISO SU MODE IN UNII-2C BAND – BANDEDGES 78
1.1.20. 802.11be SISO PARTIAL RU MODE IN UNII-2C BAND – BANDEDGES 84
1.1.21. 802.11be MIMO SU MODE IN UNII-2C BAND – BANDEDGES 91
1.1.22. 802.11be MIMO PARTIAL RU MODE IN UNII-2C BAND – BANDEDGES 96
1.1.23. 802.11n/ac MIMO MODE IN UNII-2C BAND – SPURIOUS EMISSIONS 102
1.1.24. 802.11be MIMO MODE IN UNII-2C BAND – SPURIOUS EMISSIONS 107
1.1.25. 802.11n/ac SISO MODE IN UNII-3 BAND - BANDEDGES 117
1.1.26. 802.11n/ac MIMO MODE IN UNII-3 BAND - BANDEDGES 122
1.1.27. 802.11be SISO SU MODE IN UNII-3 BAND - BANDEDGES 127
1.1.28. 802.11be SISO PARTIAL RU MODE IN UNII-3 BAND - BANDEDGES 132
1.1.29. 802.11be MIMO SU MODE IN UNII-3 BAND - BANDEDGES 137
1.1.30. 802.11be MIMO PARTIAL RU MODE IN UNII-3 BAND - BANDEDGES 142
1.1.31. 802.11n/ac MIMO MODE IN UNII-3 BAND – SPURIOUS EMISSIONS 147
1.1.32. 802.11be MIMO MODE IN UNII-3 BAND – SPURIOUS EMISSIONS 151

1.2. WORST CASE BELOW 1 GHz 158

1.3. WORST CASE 18-26 GHz 160

1.4. WORST CASE 26-40 GHz 162

2. AC POWERLINE CONDUCTED EMISSIONS 164

2.1. AC POWER LINE WITH LAPTOP 165

2.2. AC POWER LINE WITH AC/DC ADAPTER 167

3. SETUP PHOTOS: 169

UL LLC.
47173 Benicia Street, Fremont, CA 94538; USA. TEL:(510) 319-4000 FAX:(510) 661-0888
This report shall not be reproduced except in full, without the written approval of UL LLC.

1. RADIATED TEST RESULTS

LIMITS

FCC §15.205 and §15.209 -Restricted bands
FCC §15.407(b)(1-3) -Un-Restricted bands

RSS 247 Issue 3 Sections

6.2.1.2 (for 5150-5250 MHz band)
6.2.2.2 (for 5250-5350 MHz band)
6.2.3.2 (for 5470-5600 MHz and 5650-5725 MHz bands)
6.2.4.2 (for 5725-5850 MHz band)

Frequency Range (MHz)	Field Strength Limit (uV/m) at 3 m	Field Strength Limit (dBuV/m) at 3 m
30 - 88	100	40
88 - 216	150	43.5
216 - 960	200	46
Above 960	500	54

TEST PROCEDURE

The EUT is placed on a non-conducting table 80 cm above the ground plane for measurement below 1GHz and 1.5 meters above the ground plane for measurement above 1GHz. The antenna to EUT distance is 3 meters. The EUT is configured in accordance with ANSI C63.10. The EUT is set to transmit in a continuous mode.

For measurements below 1 GHz the resolution bandwidth is set to 100 kHz for peak detection measurements or 120 kHz for quasi-peak detection measurements in the 30-1000MHz range, 9kHz for peak and/or quasi-peak detection measurements in the 0.15-30MHz range and 200Hz for peak and/or quasi-peak detection measurements in the 9 to 150kHz range. Peak detection is used unless otherwise noted as quasi-peak or average (9-90kHz and 110-490kHz).

For pre-scans above 1 GHz the resolution bandwidth is set to 1 MHz; the video bandwidth is set to 30 KHz for peak measurements.

For final measurements above 1 GHz the resolution bandwidth is set to 1 MHz; the video bandwidth is set to 3 MHz for peak measurements and as applicable for average measurements.

The spectrum from 30 MHz to 1GHz and 18GHz to 40 GHz is investigated with the transmitter set to transmit at the channel with highest output power as worst-case scenario. 1GHz to 18GHz was set to the lowest, middle, and highest channels in the 5 GHz bands.

The frequency range of interest is monitored at a fixed antenna height and EUT azimuth. The EUT is rotated through 360 degrees to maximize emissions received. The antenna is scanned from 1 to 4 meters above the ground plane to further maximize the emission. Measurements are made with the antenna polarized in both the vertical and the horizontal positions.

UL LLC.
47173 Benicia Street, Fremont, CA 94538; USA. TEL:(510) 319-4000 FAX:(510) 661-0888
This report shall not be reproduced except in full, without the written approval of UL LLC.

Note: The limits in CFR 47, Part 15, Subpart C, paragraph 15.209(a), are identical to those in RSS-Gen section 8.9, Table 6, since the measurements are performed in terms of magnetic field strength and converted to electric field strength levels (as report in the table) using free space impedance of 377 Ohms. For example, the measurement at frequency X kHz resulted in a level of Y dBuV/m, which is equivalent to Y-51.5 = Z dBuA/m, which has the same margin, W dB to the corresponding RSS-Gen Table 6 limit as it has to 15.209(a) limit.
In addition:

KDB 414788 Open Field Site(OFS) and Chamber Correlation Justification

Base on FCC 15.31 (f) (2): measurements may be performed at a distance closer than that specified in the regulations; however, an attempt should be made to avoid making measurements in the near field.

OFS and chamber correlation testing had been performed and chamber measured test result is the worst-case test result.

RESULTS

The plots in these sections are for reference settings only for different bandwidth and different antenna.

UL LLC.
47173 Benicia Street, Fremont, CA 94538; USA. TEL:(510) 319-4000 FAX:(510) 661-0888
This report shall not be reproduced except in full, without the written approval of UL LLC.

1.1. TRANSMITTER ABOVE 1 GHz

1.1.1. 802.11n/ac SISO MODE IN UNII-1 BAND – BANDEDGE

UNII-1 (SISO)	Channel Frequency (MHz)	Ant. #	Frequency (GHz)	Meter Reading (dBuV)	Det	AF (dB/m)	Amp/Cbl/Fltr/Pad (dB)	DCCF (dB)	Corrected Reading (dBuV/m)	Avg Limit (dBuV/m)	Avg Margin (dB)	Pk Limit (dBuV/m)	Pk Margin (dB)	Azimuth (Degs)	Height (cm)	Polarity
HT20	5180	6	*5.149668	41.22	RMS	34.1	-24.46	0.74	51.56	54	-2.44	-	-	228	134	H
			*5.149973	58.62	Pk	34.1	-24.46	0	68.26	-	-	74	-5.74	228	134	H
			*5.15	56.66	Pk	34.1	-24.46	0	66.3	-	-	74	-7.7	228	134	H
			*5.15	39.95	RMS	34.1	-24.46	0.74	50.29	54	-3.71	-	-	228	134	H
			*5.149612	54.49	Pk	34.1	-24.46	0	64.13	-	-	74	-9.87	146	208	V
			*5.149807	37.42	RMS	34.1	-24.46	0.74	47.76	54	-6.24	-	-	146	208	V
			*5.15	52.6	Pk	34.1	-24.46	0	62.24	-	-	74	-11.76	146	208	V
			*5.15	36.32	RMS	34.1	-24.46	0.74	46.66	54	-7.34	-	-	146	208	V
		5	* 5.15	59.97	Pk	34.3	-37.8	0	56.47	-	-	74	-17.53	45	146	H
			* 5.149029	61.29	Pk	34.3	-37.8	0	57.79	-	-	74	-16.21	45	146	H
			* 5.15	46.84	RMS	34.3	-37.8	0.74	44.37	54	-9.92	-	-	45	146	H
			* 5.149835	47.84	RMS	34.3	-37.8	0.74	45.37	54	-8.92	-	-	45	146	H
			* 5.15	57.14	Pk	34.3	-37.8	0	53.64	-	-	74	-20.36	49	115	V
			* 5.130807	59.7	Pk	34.3	-37.87	0	56.13	-	-	74	-17.87	49	115	V
			* 5.15	46.64	RMS	34.3	-37.8	0.74	43.88	54	-10.12	-	-	49	115	V
			* 5.149779	47.53	RMS	34.3	-37.8	0.74	44.77	54	-9.23	-	-	49	115	V
HT40	5190	6	*5.149085	59.37	Pk	34.1	-24.46	0	69.01	-	-	74	-4.99	157	253	H
			*5.149085	40.93	RMS	34.1	-24.46	0.93	51.5	54	-2.5	-	-	157	253	H
			*5.15	55.32	Pk	34.1	-24.46	0	64.96	-	-	74	-9.04	157	253	H
			*5.15	39.86	RMS	34.1	-24.46	0.93	50.43	54	-3.57	-	-	157	253	H
			*5.149112	40.15	RMS	34.1	-24.46	0.93	50.72	54	-3.28	-	-	167	298	V
			*5.149279	57.11	Pk	34.1	-24.46	0	66.75	-	-	74	-7.25	167	298	V
			*5.15	54.06	Pk	34.1	-24.46	0	63.7	-	-	74	-10.3	167	298	V
			*5.15	38.79	RMS	34.1	-24.46	0.93	49.36	54	-4.64	-	-	167	298	V
		5	*5.14939	69.42	Pk	34.3	-37.61	0	66.11	-	-	74	-7.89	121	100	H
			*5.14939	53.5	RMS	34.3	-37.61	0.93	51.12	54	-2.88	-	-	121	100	H
			*5.15	66.82	Pk	34.3	-37.6	0	63.52	-	-	74	-10.48	121	100	H
			*5.15	53.01	RMS	34.3	-37.6	0.93	50.64	54	-3.36	-	-	121	100	H
			*5.148612	67.5	Pk	34.3	-37.59	0	64.21	-	-	74	-9.79	118	139	V
			*5.149279	52.17	RMS	34.3	-37.61	0.93	49.79	54	-4.21	-	-	118	139	V
			*5.15	64.99	Pk	34.3	-37.6	0	61.69	-	-	74	-12.31	118	139	V
			*5.15	51.36	RMS	34.3	-37.6	0.93	48.99	54	-5.01	-	-	118	139	V
VHT80	5210	6	*5.142751	54.28	Pk	34	-24.38	0	63.9	-	-	74	-10.1	207	164	H
			*5.148612	40.52	RMS	34	-24.46	1.57	51.63	54	-2.37	-	-	207	164	H
			*5.15	52.88	Pk	34.1	-24.46	0	62.52	-	-	74	-11.48	207	164	H
			*5.15	38.81	RMS	34.1	-24.46	1.57	50.02	54	-3.98	-	-	207	164	H
			*5.142946	51.33	Pk	34	-24.38	0	60.95	-	-	74	-13.05	161	256	V
			*5.149446	37.04	RMS	34.1	-24.46	1.57	48.25	54	-5.75	-	-	161	256	V
			*5.15	49.98	Pk	34.1	-24.46	0	59.62	-	-	74	-14.38	161	256	V
			*5.15	35.5	RMS	34.1	-24.46	1.57	46.71	54	-7.29	-	-	161	256	V
		5	*5.134557	67.92	Pk	34.3	-37.48	0	64.74	-	-	74	-9.26	118	118	H
			*5.14789	52.45	RMS	34.3	-37.57	1.57	50.71	54	-3.29	-	-	118	118	H
			*5.15	63.42	Pk	34.3	-37.6	0	60.12	-	-	74	-13.88	118	118	H
			*5.15	51.25	RMS	34.3	-37.6	1.57	49.48	54	-4.52	-	-	118	118	H
			*5.134168	64.41	Pk	34.3	-37.47	0	61.24	-	-	74	-12.76	126	137	V
			*5.149446	50.8	RMS	34.3	-37.61	1.57	49.02	54	-4.98	-	-	126	137	V
			*5.15	63.3	Pk	34.3	-37.6	0	60	-	-	74	-14	126	137	V
			*5.15	49.65	RMS	34.3	-37.6	1.57	47.88	54	-6.12	-	-	126	137	V
VHT160	5250 (Lower)	6	* 5.46	63.82	Pk	34.5	-37.1	0	61.22	-	-	68.2	-6.98	158	119	H
			* 5.455421	65.73	Pk	34.5	-37.2	0	63.03	-	-	74	-10.97	158	119	H
			* 5.46	50.93	RMS	34.5	-37.1	1.6	49.93	54	-4.07	-	-	158	119	H
			* 5.457443	52.66	RMS	34.5	-37.2	1.6	51.56	54	-2.44	-	-	158	119	H
			* 5.457443	52.66	RMS	34.5	-37.2	1.6	51.56	54	-2.44	-	-	158	119	H
			5.466132	64.63	Pk	34.6	-37.2	0	62.03	-	-	68.2	-6.17	158	119	H
			* 5.46	59.78	Pk	34.5	-37.1	0	57.18	-	-	68.2	-11.02	82	177	V
			* 5.459821	61.88	Pk	34.5	-37.1	0	59.28	-	-	74	-14.72	82	177	V
			* 5.46	48.2	RMS	34.5	-37.1	1.6	47.2	54	-6.8	-	-	82	177	V
			* 5.458421	49.41	RMS	34.5	-37.16	1.6	48.35	54	-5.65	-	-	82	177	V
			* 5.458421	49.41	RMS	34.5	-37.16	1.6	48.35	54	-5.65	-	-	82	177	V
			5.464666	61.63	Pk	34.5	-37.17	0	58.96	-	-	68.2	-9.24	82	177	V
			5.47	59.81	Pk	34.6	-37.1	0	57.31	-	-	68.2	-10.89	82	177	V
		5	* 5.15	65.55	Pk	34.2	-38.28	0	61.47	-	-	74	-12.53	277	136	H
			* 5.135501	67.52	Pk	34.2	-38.32	0	63.4	-	-	74	-10.6	277	136	H
			* 5.15	52.34	RMS	34.2	-38.28	1.6	49.86	54	-4.14	-	-	277	136	H
			* 5.136001	54.57	RMS	34.2	-38.31	1.6	52.06	54	-1.94	-	-	277	136	H
			* 5.15	60.14	Pk	34.2	-38.28	0	56.06	-	-	74	-17.94	77	290	V
			* 5.14564	62.64	Pk	34.2	-38.28	0	58.56	-	-	74	-15.44	77	290	V
			* 5.15	48.39	RMS	34.2	-38.28	1.6	45.91	54	-8.09	-	-	77	290	V
			* 5.136001	49.99	RMS	34.2	-38.31	1.6	47.48	54	-6.52	-	-	77	290	V

* - indicates frequency in CFR47 Pt 15 / IC RSS-Restricted Band
Pk - Peak detector
RMS - RMS detection

UL LLC.
47173 Benicia Street, Fremont, CA 94538; USA. TEL:(510) 319-4000 FAX:(510) 661-0888
This report shall not be reproduced except in full, without the written approval of UL LLC.

BANDEDGE (LOW CHANNEL / 5180MHz)

HORIZONTAL RESULT

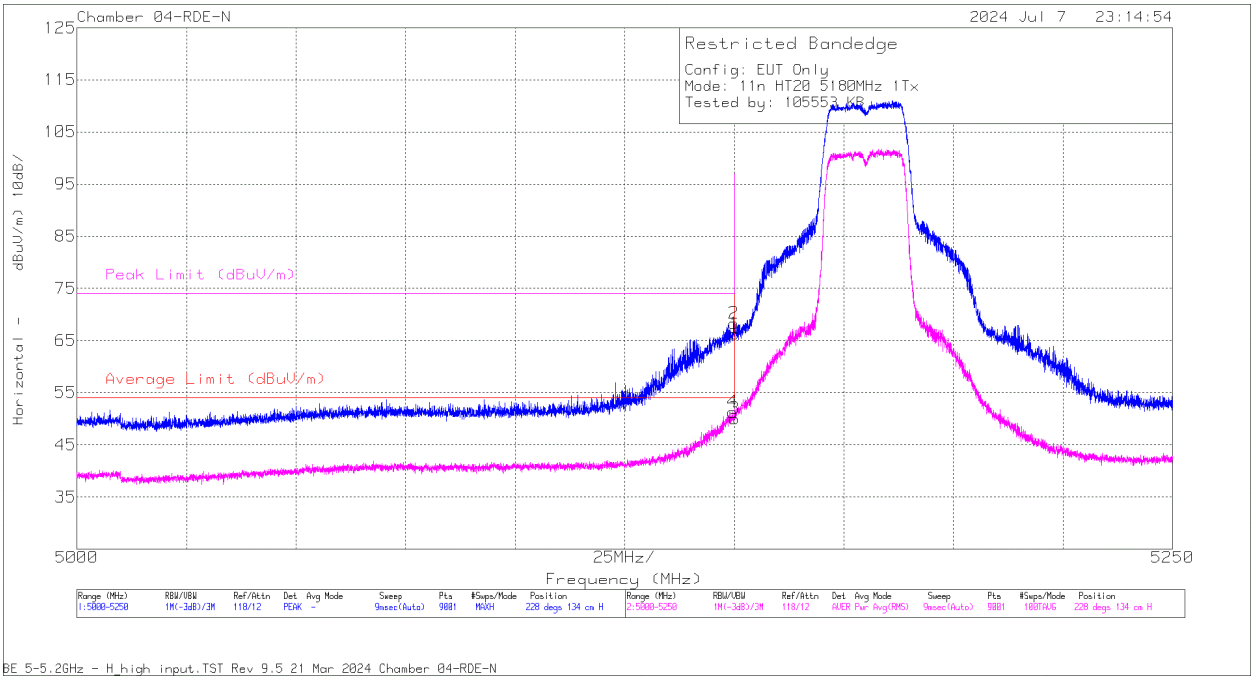

Marker	Frequency (GHz)	Meter Reading (dBuV)	Det	223083 ACF (dB/m)	DCCF (dB)	Gain/Loss (dB)	Corrected Reading (dBuV/m)	Average Limit (dBuV/m)	Margin (dB)	Peak Limit (dBuV/m)	PK Margin (dB)	Azimuth (Degs)	Height (cm)	Polarity
4	*5.149668	41.22	RMS	34.1	.74	-24.46	51.56	54	-2.44	-	-	228	134	H
2	*5.149973	58.62	Pk	34.1	0	-24.46	68.26	-	-	74	-5.74	228	134	H
1	*5.15	56.66	Pk	34.1	0	-24.46	66.3	-	-	74	-7.7	228	134	H
3	*5.15	39.95	RMS	34.1	.74	-24.46	50.29	54	-3.71	-	-	228	134	H

Pk - Peak detector
RMS - RMS detection
* - indicates frequency in CFR47 Pt 15 / IC RSS-Restricted Band

UL LLC.
47173 Benicia Street, Fremont, CA 94538; USA. TEL:(510) 319-4000 FAX:(510) 661-0888
This report shall not be reproduced except in full, without the written approval of UL LLC.

BANDEDGE (LOW CHANNEL / 5180MHz)

VERTICAL RESULT

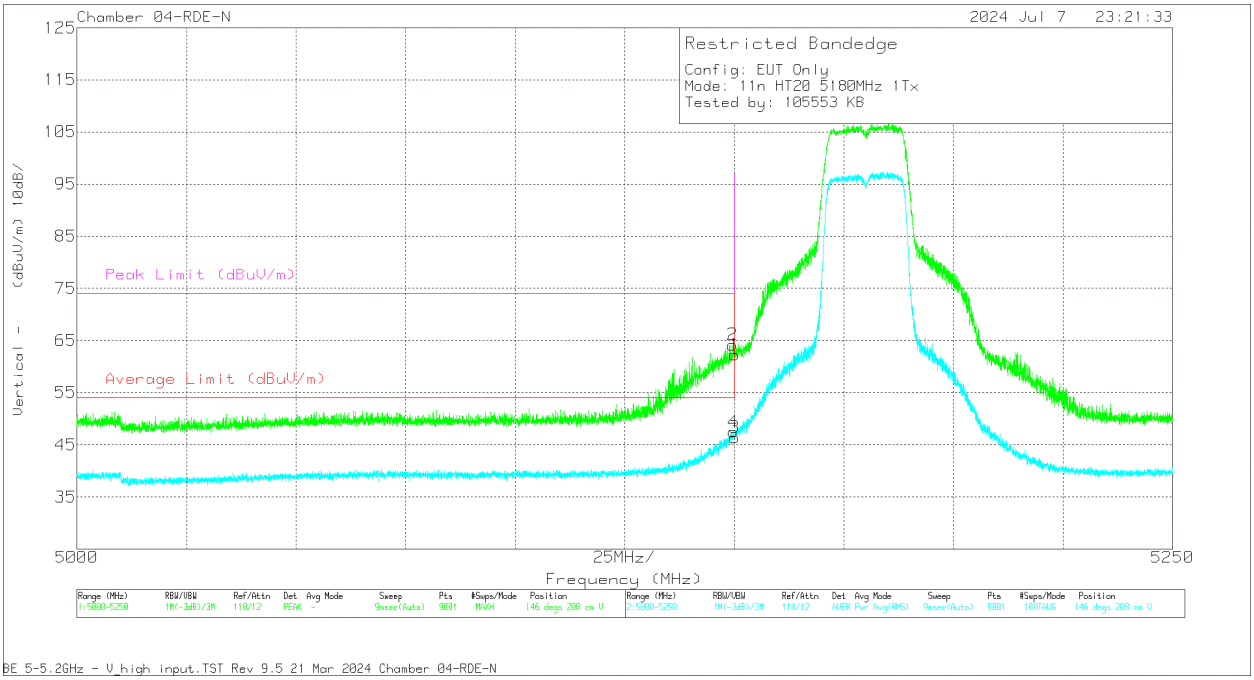

Marker	Frequency (GHz)	Meter Reading (dBuV)	Det	223083 ACF (dB/m)	DCCF (dB)	Gain/Loss (dB)	Corrected Reading (dBuV/m)	Average Limit (dBuV/m)	Margin (dB)	Peak Limit (dBuV/m)	PK Margin (dB)	Azimuth (Degs)	Height (cm)	Polarity
2	*5.149612	54.49	Pk	34.1	0	-24.46	64.13	-	-	74	-9.87	146	208	V
4	*5.149807	37.42	RMS	34.1	.74	-24.46	47.76	54	-6.24	-	-	146	208	V
1	*5.15	52.6	Pk	34.1	0	-24.46	62.24	-	-	74	-11.76	146	208	V
3	*5.15	36.32	RMS	34.1	.74	-24.46	46.66	54	-7.34	-	-	146	208	V

* - indicates frequency in CFR47 Pt 15 / IC RSS-Restricted Band
Pk - Peak detector
RMS - RMS detection

UL LLC.
47173 Benicia Street, Fremont, CA 94538; USA. TEL:(510) 319-4000 FAX:(510) 661-0888
This report shall not be reproduced except in full, without the written approval of UL LLC.

1.1.2. 802.11n/ac MIMO MODE IN UNII-1 BAND – BANDEDGE

UNII-1 (MIMO CDD)	Channel Frequency (MHz)	Ant. #	Frequency (GHz)	Meter Reading (dBuV)	Det	AF (dB/m)	Amp/Cbl/Fltr/Pad (dB)	DCCF (dB)	Corrected Reading (dBuV/m)	Avg Limit (dBuV/m)	Avg Margin (dB)	Pk Limit (dBuV/m)	Pk Margin (dB)	Azimuth (Degs)	Height (cm)	Polarity
HT20	5180	6 + 5	* 5.15	69.6	Pk	34.2	-38.28	0	65.52	-	-	74	-8.48	180	178	H
			* 5.149418	70.82	Pk	34.2	-38.27	0	66.75	-	-	74	-7.25	180	178	H
			* 5.15	53.54	RMS	34.2	-38.28	0.74	50.2	54	-3.8	-	-	180	178	H
			* 5.149585	55.15	RMS	34.2	-38.28	0.74	51.81	54	-2.19	-	-	180	178	H
			* 5.15	65.05	Pk	34.2	-38.28	0	60.97	-	-	74	-13.03	110	146	V
			* 5.149835	66.23	Pk	34.2	-38.28	0	62.15	-	-	74	-11.85	110	146	V
			* 5.15	50.73	RMS	34.2	-38.28	0.74	47.39	54	-6.61	-	-	110	146	V
			* 5.149557	50.59	RMS	34.2	-38.28	0.74	47.25	54	-6.75	-	-	110	146	V
HT40	5190	6 + 5	* 5.15	67.22	Pk	34.2	-38.28	0	63.14	-	-	74	-10.86	195	161	H
			* 5.148862	69.1	Pk	34.2	-38.27	0	65.03	-	-	74	-8.97	195	161	H
			* 5.15	52.87	RMS	34.2	-38.28	0.93	49.72	54	-4.28	-	-	195	161	H
			* 5.148723	54.13	RMS	34.2	-38.26	0.93	51	54	-3	-	-	195	161	H
			* 5.15	61.21	Pk	34.2	-38.28	0	57.13	-	-	74	-16.87	154	156	V
			* 5.149723	63.74	Pk	34.2	-38.28	0	59.66	-	-	74	-14.34	154	156	V
			* 5.15	49.18	RMS	34.2	-38.28	0.93	46.03	54	-7.97	-	-	154	156	V
			* 5.149835	49.92	RMS	34.2	-38.28	0.93	46.77	54	-7.23	-	-	154	156	V
VHT80	5210	6 + 5	*5.140473	53.81	Pk	34	-24.4	0	63.41	-	-	74	-10.59	168	166	H
			*5.142696	40.83	RMS	34	-24.38	1.57	52.02	54	-1.98	-	-	168	166	H
			*5.15	51.33	Pk	34.1	-24.46	0	60.97	-	-	74	-13.03	168	166	H
			*5.15	38.03	RMS	34.1	-24.46	1.57	49.24	54	-4.76	-	-	168	166	H
			*5.121807	49.4	Pk	34	-24.45	0	58.95	-	-	74	-15.05	198	189	V
			*5.142612	36.1	RMS	34	-24.38	1.57	47.29	54	-6.71	-	-	198	189	V
			*5.15	47.67	Pk	34.1	-24.46	0	57.31	-	-	74	-16.69	198	189	V
			*5.15	33.45	RMS	34.1	-24.46	1.57	44.66	54	-9.34	-	-	198	189	V
VHT160	5250 (Lower)	6 + 5	* 5.15	64.03	Pk	34.1	-37.9	0	60.23	-	-	74	-13.77	110	178	H
			* 5.095084	67.43	Pk	34	-37.9	0	63.53	-	-	74	-10.47	110	178	H
			* 5.15	51.2	RMS	34.1	-37.9	1.6	49	54	-5	-	-	110	178	H
			* 5.132473	54.52	RMS	34	-38	1.6	52.12	54	-1.88	-	-	110	178	H
			* 5.15	61.71	Pk	34.1	-37.9	0	57.91	-	-	74	-16.09	136	162	V
			* 5.095417	65.2	Pk	34	-37.9	0	61.3	-	-	74	-12.7	136	162	V
			* 5.15	48.67	RMS	34.1	-37.9	1.6	46.47	54	-7.53	-	-	136	162	V
			* 5.136057	52.12	RMS	34	-37.99	1.6	49.73	54	-4.27	-	-	136	162	V

* - indicates frequency in CFR47 Pt 15 / IC RSS-Restricted Band
Pk - Peak detector
RMS - RMS detection

UL LLC.
47173 Benicia Street, Fremont, CA 94538; USA. TEL:(510) 319-4000 FAX:(510) 661-0888
This report shall not be reproduced except in full, without the written approval of UL LLC.

BANDEDGE (LOW CHANNEL / 5180MHz)

HORIZONTAL RESULT

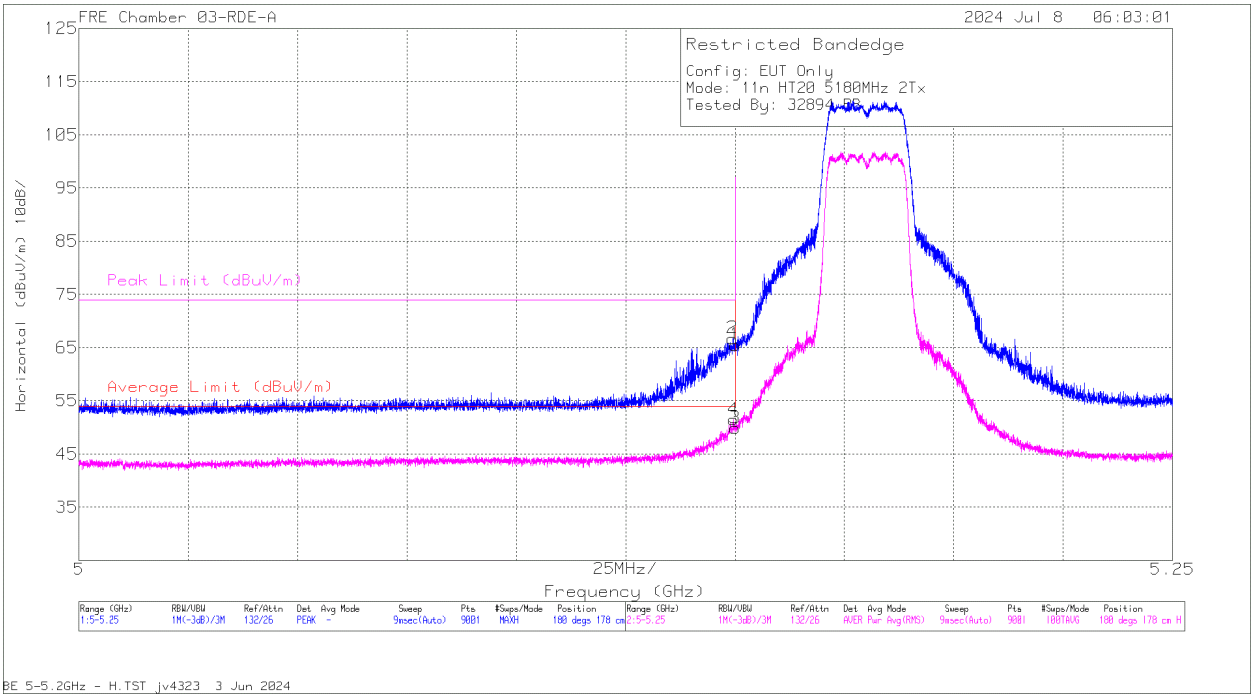

Marker	Frequency (GHz)	Meter Reading (dBuV)	Det	226673 ACF (dB/m)	DCCF (dB)	Gain/Loss (dB)	Corrected Reading (dBuV/m)	Average Limit (dBuV/m)	Margin (dB)	Peak Limit (dBuV/m)	PK Margin (dB)	Azimuth (Degs)	Height (cm)	Polarity
1	* 5.15	69.6	Pk	34.2	0	-38.28	65.52	-	-	74	-8.48	180	178	H
2	* 5.149418	70.82	Pk	34.2	0	-38.27	66.75	-	-	74	-7.25	180	178	H
3	* 5.15	53.54	RMS	34.2	.74	-38.28	50.2	54	-3.8	-	-	180	178	H
4	* 5.149585	55.15	RMS	34.2	.74	-38.28	51.81	54	-2.19	-	-	180	178	H

* - indicates frequency in CFR47 Pt 15 / IC RSS-Restricted Band
Pk - Peak detector
RMS - RMS detection

UL LLC.
47173 Benicia Street, Fremont, CA 94538; USA. TEL:(510) 319-4000 FAX:(510) 661-0888
This report shall not be reproduced except in full, without the written approval of UL LLC.

BANDEDGE (LOW CHANNEL / 5180MHz)

VERTICAL RESULT

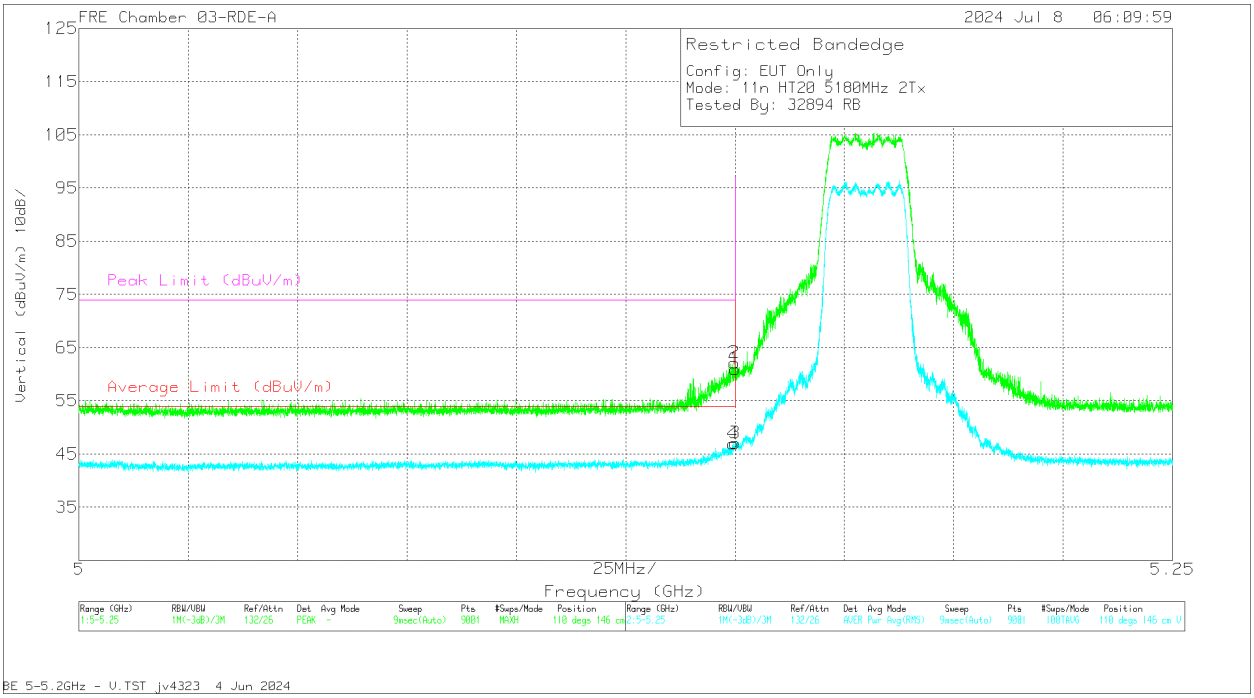

Marker	Frequency (GHz)	Meter Reading (dBuV)	Det	226673 ACF (dB/m)	DCCF (dB)	Gain/Loss (dB)	Corrected Reading (dBuV/m)	Average Limit (dBuV/m)	Margin (dB)	Peak Limit (dBuV/m)	PK Margin (dB)	Azimuth (Degs)	Height (cm)	Polarity
1	* 5.15	65.05	Pk	34.2	0	-38.28	60.97	-	-	74	-13.03	110	146	V
2	* 5.149835	66.23	Pk	34.2	0	-38.28	62.15	-	-	74	-11.85	110	146	V
3	* 5.15	50.73	RMS	34.2	.74	-38.28	47.39	54	-6.61	-	-	110	146	V
4	* 5.149557	50.59	RMS	34.2	.74	-38.28	47.25	54	-6.75	-	-	110	146	V

* - indicates frequency in CFR47 Pt 15 / IC RSS-Restricted Band
Pk - Peak detector
RMS - RMS detection

UL LLC.
47173 Benicia Street, Fremont, CA 94538; USA. TEL:(510) 319-4000 FAX:(510) 661-0888
This report shall not be reproduced except in full, without the written approval of UL LLC.

1.1.3. 802.11be SISO SU MODE IN UNII-1 BAND – BANDEDGE

UNII-1 (SISO)	Channel Frequency (MHz)	Ant. #	Frequency (GHz)	Meter Reading (dBuV)	Det	AF (dB/m)	Amp/Cbl/Fltr/Pad (dB)	DCCF (dB)	Corrected Reading (dBuV/m)	Avg Limit (dBuV/m)	Avg Margin (dB)	Pk Limit (dBuV/m)	Pk Margin (dB)	Azimuth (Degs)	Height (cm)	Polarity
EHT20 (SU Mode)	5180	6	* 5.15	71.43	Pk	34.2	-38.28	0	67.35	-	-	74	-6.65	282	238	H
			* 5.149446	71.76	Pk	34.2	-38.27	0	67.69	-	-	74	-6.31	282	238	H
			* 5.15	53.3	RMS	34.2	-38.28	0.53	49.72	54	-4.28	-	-	282	238	H
			* 5.149779	54.83	RMS	34.2	-38.28	0.53	51.25	54	-2.75	-	-	282	238	H
			* 5.15	68.31	Pk	34.2	-38.28	0	64.23	-	-	74	-9.77	238	172	V
			* 5.149585	68.21	Pk	34.2	-38.28	0	64.13	-	-	74	-9.87	238	172	V
			* 5.15	50.41	RMS	34.2	-38.28	0.53	46.83	54	-7.17	-	-	238	172	V
			* 5.149862	52.37	RMS	34.2	-38.28	0.53	48.79	54	-5.21	-	-	238	172	V
		5	* 5.15	66.79	Pk	34.2	-38.28	0	62.71	-	-	74	-11.29	42	235	H
			* 5.14964	68.99	Pk	34.2	-38.28	0	64.91	-	-	74	-9.09	42	235	H
			* 5.15	48.2	RMS	34.2	-38.28	0.53	44.65	54	-9.35	-	-	42	235	H
			* 5.149085	48.48	RMS	34.2	-38.27	0.53	44.94	54	-9.06	-	-	42	235	H
			* 5.15	61.34	Pk	34.2	-38.28	0	57.26	-	-	74	-16.74	76	277	V
			* 5.149473	66.18	Pk	34.2	-38.27	0	62.11	-	-	74	-11.89	76	277	V
			* 5.15	47.34	RMS	34.2	-38.28	0.53	43.79	54	-10.21	-	-	76	277	V
			* 5.149196	48.42	RMS	34.2	-38.27	0.53	44.88	54	-9.12	-	-	76	277	V
EHT40 (SU Mode)	5190	6	* 5.15	74.49	Pk	34.3	-40.3	0	68.49	-	-	74	-5.51	183	154	H
			* 5.149946	74.45	Pk	34.3	-40.3	0	68.45	-	-	74	-5.55	183	154	H
			* 5.15	54.65	RMS	34.3	-40.3	0.56	49.21	54	-4.79	-	-	183	154	H
			* 5.148918	56.74	RMS	34.3	-40.29	0.56	51.31	54	-2.69	-	-	183	154	H
			* 5.15	71.13	Pk	34.3	-40.3	0	65.13	-	-	74	-8.87	171	180	V
			* 5.149973	71.48	Pk	34.3	-40.3	0	65.48	-	-	74	-8.52	171	180	V
			* 5.15	50.88	RMS	34.3	-40.3	0.56	45.44	54	-8.56	-	-	171	180	V
			* 5.148973	53.95	RMS	34.3	-40.3	0.56	48.51	54	-5.49	-	-	171	180	V
		5	*5.148862	71.05	Pk	34.6	-39.46	0	66.19	-	-	74	-7.81	266	110	H
			*5.149918	55.39	RMS	34.6	-39.49	0.56	51.06	54	-2.94	-	-	266	110	H
			*5.15	68.65	Pk	34.6	-39.49	0	63.76	-	-	74	-10.24	266	110	H
			*5.15	54.22	RMS	34.6	-39.49	0.56	49.98	54	-4.02	-	-	266	110	H
			*5.149196	52.38	RMS	34.6	-39.46	0.56	48.08	54	-5.92	-	-	265	143	V
			*5.149362	68.12	Pk	34.6	-39.46	0	63.26	-	-	74	-10.74	265	143	V
			*5.15	65.74	Pk	34.6	-39.49	0	60.85	-	-	74	-13.15	265	143	V
			*5.15	51.44	RMS	34.6	-39.49	0.56	47.11	54	-6.89	-	-	265	143	V
EHT80 (SU Mode)	5210	6	* 5.15	70.67	Pk	34.3	-40.3	0	64.67	-	-	74	-9.33	4	187	H
			* 5.135473	71.81	Pk	34.3	-40.3	0	65.81	-	-	74	-8.19	4	187	H
			* 5.15	55.87	RMS	34.3	-40.3	0.58	50.45	54	-3.55	-	-	4	187	H
			* 5.145946	56.36	RMS	34.3	-40.2	0.58	51.04	54	-2.96	-	-	4	187	H
			* 5.15	68.83	Pk	34.3	-40.3	0	62.83	-	-	74	-11.17	338	207	V
			* 5.147001	70.14	Pk	34.3	-40.2	0	64.24	-	-	74	-9.76	338	207	V
			* 5.15	52.6	RMS	34.3	-40.3	0.58	47.18	54	-6.82	-	-	338	207	V
			* 5.145918	54.26	RMS	34.3	-40.2	0.58	48.94	54	-5.06	-	-	338	207	V
		5	* 5.15	68.25	Pk	34.2	-38.28	0	64.17	-	-	74	-9.83	243	128	H
			* 5.145862	68.82	Pk	34.2	-38.27	0	64.75	-	-	74	-9.25	243	128	H
			* 5.15	53.51	RMS	34.2	-38.28	0.58	50.01	54	-3.99	-	-	243	128	H
			* 5.147418	54.81	RMS	34.2	-38.25	0.58	51.36	54	-2.64	-	-	243	128	H
			* 5.15	64.56	Pk	34.2	-38.28	0	60.48	-	-	74	-13.52	285	171	V
			* 5.149279	66.15	Pk	34.2	-38.27	0	62.08	-	-	74	-11.92	285	171	V
			* 5.15	51.24	RMS	34.2	-38.28	0.58	47.74	54	-6.26	-	-	285	171	V
			* 5.147112	51.6	RMS	34.2	-38.25	0.58	48.13	54	-5.87	-	-	285	171	V
EHT160 (SU Mode)	5250 (Lower)	6	* 5.15	43.21	Pk	34.2	-17.2	0	60.21	-	-	74	-13.79	147	122	H
			* 5.146925	45.88	Pk	34.2	-17.1	0	62.98	-	-	74	-11.02	147	122	H
			* 5.15	30.66	RMS	34.2	-17.2	0.58	48.24	54	-5.76	-	-	147	122	H
			* 5.137205	32.81	RMS	34.2	-17.2	0.58	50.39	54	-3.61	-	-	147	122	H
			* 5.15	41.23	Pk	34.2	-17.2	0	58.23	-	-	74	-15.77	67	169	V
			* 5.147175	43.81	Pk	34.2	-17.1	0	60.91	-	-	74	-13.09	67	169	V
			* 5.15	29.31	RMS	34.2	-17.2	0.58	46.89	54	-7.11	-	-	67	169	V
			* 5.093825	30.72	RMS	34.1	-16.8	0.58	48.6	54	-5.4	-	-	67	169	V
		5	* 5.15	66.04	Pk	34.2	-38.28	0	61.96	-	-	74	-12.04	150	170	H
			* 5.14664	67.59	Pk	34.2	-38.26	0	63.53	-	-	74	-10.47	150	170	H
			* 5.15	51.9	RMS	34.2	-38.28	0.58	48.4	54	-5.6	-	-	150	170	H
			* 5.145918	54.01	RMS	34.2	-38.27	0.58	50.52	54	-3.48	-	-	150	170	H
			* 5.15	63.15	Pk	34.2	-38.28	0	59.07	-	-	74	-14.93	13	177	V
			* 5.141807	65.72	Pk	34.2	-38.37	0	61.55	-	-	74	-12.45	13	177	V
			* 5.15	49.38	RMS	34.2	-38.28	0.58	45.88	54	-8.12	-	-	13	177	V
			* 5.147307	51.93	RMS	34.2	-38.25	0.58	48.46	54	-5.54	-	-	13	177	V

* - indicates frequency in CFR47 Pt 15 / IC RSS-Restricted Band
Pk - Peak detector
RMS - RMS detection

UL LLC.
47173 Benicia Street, Fremont, CA 94538; USA. TEL:(510) 319-4000 FAX:(510) 661-0888
This report shall not be reproduced except in full, without the written approval of UL LLC.

BANDEDGE (LOW CHANNEL / 5180MHz)

HORIZONTAL RESULT

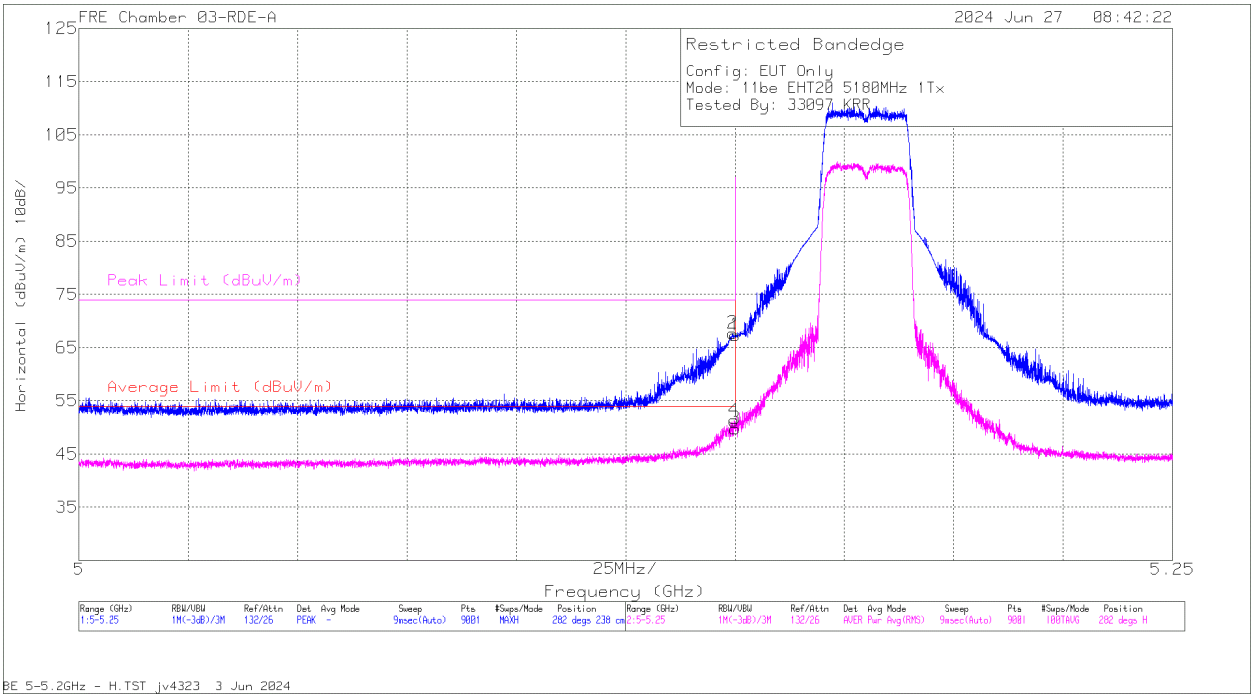

Marker	Frequency (GHz)	Meter Reading (dBuV)	Det	226673 ACF (dB/m)	DCCF (dB)	Gain/Loss (dB)	Corrected Reading (dBuV/m)	Average Limit (dBuV/m)	Margin (dB)	Peak Limit (dBuV/m)	PK Margin (dB)	Azimuth (Degs)	Height (cm)	Polarity
1	* 5.15	71.43	Pk	34.2	0	-38.28	67.35	-	-	74	-6.65	282	238	H
2	* 5.149446	71.76	Pk	34.2	0	-38.27	67.69	-	-	74	-6.31	282	238	H
3	* 5.15	53.3	RMS	34.2	.53	-38.28	49.72	54	-4.28	-	-	282	238	H
4	* 5.149779	54.83	RMS	34.2	.53	-38.28	51.25	54	-2.75	-	-	282	238	H

* - indicates frequency in CFR47 Pt 15 / IC RSS-Restricted Band
Pk - Peak detector
RMS - RMS detection

UL LLC.
47173 Benicia Street, Fremont, CA 94538; USA. TEL:(510) 319-4000 FAX:(510) 661-0888
This report shall not be reproduced except in full, without the written approval of UL LLC.

BANDEDGE (LOW CHANNEL / 5180MHz)

VERTICAL RESULT

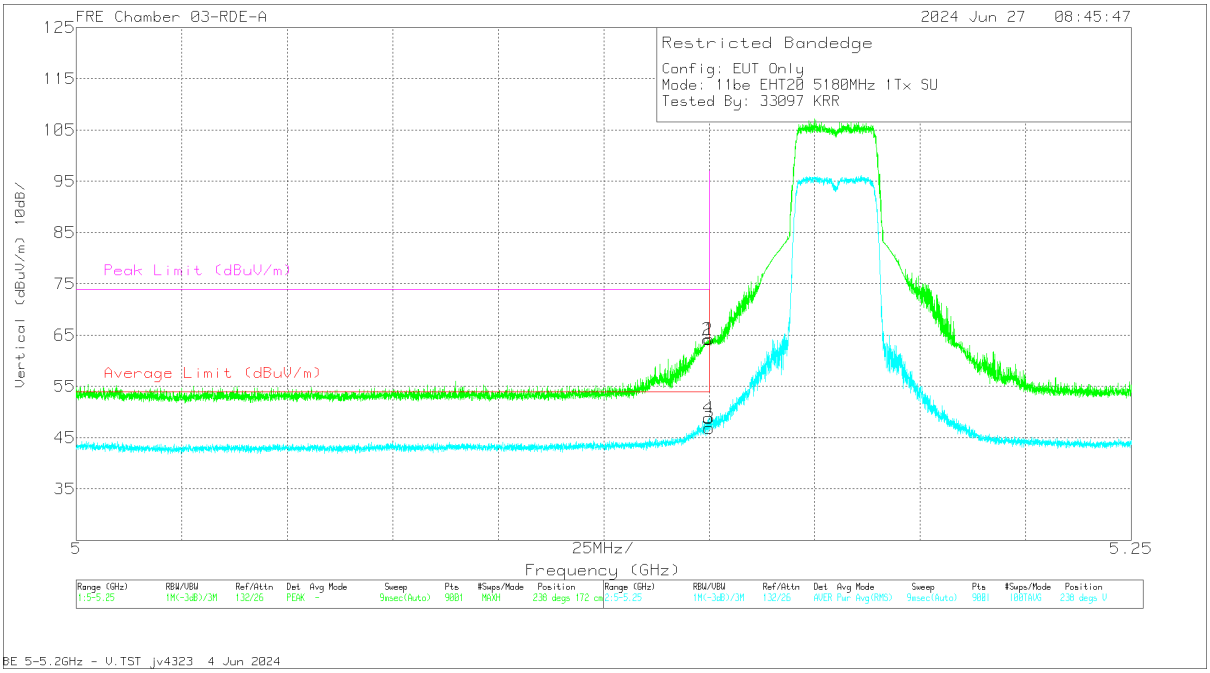

Marker	Frequency (GHz)	Meter Reading (dBuV)	Det	226673 ACF (dB/m)	DCCF (dB)	Gain/Loss (dB)	Corrected Reading (dBuV/m)	Average Limit (dBuV/m)	Margin (dB)	Peak Limit (dBuV/m)	PK Margin (dB)	Azimuth (Degs)	Height (cm)	Polarity
1	* 5.15	68.31	Pk	34.2	0	-38.28	64.23	-	-	74	-9.77	238	172	V
2	* 5.149585	68.21	Pk	34.2	0	-38.28	64.13	-	-	74	-9.87	238	172	V
3	* 5.15	50.41	RMS	34.2	.53	-38.28	46.83	54	-7.17	-	-	238	172	V
4	* 5.149862	52.37	RMS	34.2	.53	-38.28	48.79	54	-5.21	-	-	238	172	V

* - indicates frequency in CFR47 Pt 15 / IC RSS-Restricted Band
Pk - Peak detector
RMS - RMS detection

UL LLC.
47173 Benicia Street, Fremont, CA 94538; USA. TEL:(510) 319-4000 FAX:(510) 661-0888
This report shall not be reproduced except in full, without the written approval of UL LLC.

1.1.4. 802.11be SISO PARTIAL RU MODE IN UNII-1 BAND – BANDEDGE

UNII-1 (SISO)	Channel Frequency (MHz)	Ant. #	Frequency (GHz)	Meter Reading (dBuV)	Det	AF (dB/m)	Amp/Cbl/Fltr/Pad (dB)	DCCF (dB)	Corrected Reading (dBuV/m)	Avg Limit (dBuV/m)	Avg Margin (dB)	Pk Limit (dBuV/m)	Pk Margin (dB)	Azimuth (Degs)	Height (cm)	Polarity
EHT20 (RU 106 / Index 53)	5180	6	* 5.15	68.45	Pk	34.1	-37.9	0	64.65	-	-	74	-9.35	108	140	H
			* 5.149835	68.47	Pk	34.1	-37.92	0	64.65	-	-	74	-9.35	108	140	H
			* 5.15	50	RMS	34.1	-37.9	0.33	46.53	54	-7.47	-	-	108	140	H
			* 5.149946	51.15	RMS	34.1	-37.91	0.33	47.67	54	-6.33	-	-	108	140	H
			* 5.15	66.21	Pk	34.1	-37.9	0	62.41	-	-	74	-11.59	128	165	V
			* 5.149501	66.24	Pk	34.1	-37.95	0	62.39	-	-	74	-11.61	128	165	V
			* 5.15	47.89	RMS	34.1	-37.9	0.33	44.42	54	-9.58	-	-	128	165	V
			* 5.149168	48.98	RMS	34.1	-37.98	0.33	45.43	54	-8.57	-	-	128	165	V
		5	* 5.15	56.44	Pk	34.1	-37.9	0	52.64	-	-	74	-21.36	176	172	H
			* 5.12339	59.08	Pk	34	-37.94	0	55.14	-	-	74	-18.86	176	172	H
			* 5.15	46.24	RMS	34.1	-37.9	0.33	42.77	54	-11.23	-	-	176	172	H
			* 5.093584	47.1	RMS	33.9	-37.9	0.33	43.43	54	-10.57	-	-	176	172	H
			* 5.15	57.93	Pk	34.1	-37.9	0	54.13	-	-	74	-19.87	353	113	V
			* 5.063612	59.42	Pk	33.9	-38	0	55.32	-	-	74	-18.68	353	113	V
			* 5.15	45.86	RMS	34.1	-37.9	0.33	42.39	54	-11.61	-	-	353	113	V
			* 5.138779	47.41	RMS	34	-37.9	0.33	43.84	54	-10.16	-	-	353	113	V
EHT40 (RU 106 / Index 53)	5190	6	* 5.15	72.68	Pk	34.3	-40.3	0	66.68	-	-	74	-7.32	125	202	H
			* 5.148085	75.12	Pk	34.3	-40.21	0	69.21	-	-	74	-4.79	125	202	H
			* 5.15	52.4	RMS	34.3	-40.3	0.58	46.98	54	-7.02	-	-	125	202	H
			* 5.149612	54.74	RMS	34.3	-40.3	0.58	49.32	54	-4.68	-	-	125	202	H
			* 5.15	71.03	Pk	34.3	-40.3	0	65.03	-	-	74	-8.97	165	143	V
			* 5.14964	73.33	Pk	34.3	-40.3	0	67.33	-	-	74	-6.67	165	143	V
			* 5.15	49.7	RMS	34.3	-40.3	0.58	44.28	54	-9.72	-	-	165	143	V
			* 5.149057	53.45	RMS	34.3	-40.3	0.58	48.03	54	-5.97	-	-	165	143	V
		5	* 5.009083	47.39	RMS	34	-37.61	0.58	44.36	54	-9.64	-	-	314	173	H
			* 5.149446	61.89	Pk	34.3	-37.8	0	58.39	-	-	74	-15.61	314	173	H
			* 5.15	59.78	Pk	34.3	-37.8	0	56.28	-	-	74	-17.72	314	173	H
			* 5.15	46.45	RMS	34.3	-37.8	0.58	43.53	54	-10.47	-	-	314	173	H
			* 5.007306	47.59	RMS	34	-37.61	0.58	44.56	54	-9.44	-	-	309	117	V
			* 5.149029	59.55	Pk	34.3	-37.8	0	56.05	-	-	74	-17.95	309	117	V
			* 5.15	56.89	Pk	34.3	-37.8	0.58	53.39	-	-	74	-20.61	309	117	V
			* 5.15	46.49	RMS	34.3	-37.8	0.58	43.57	54	-10.43	-	-	309	117	V
EHT40 (RU 242 / Index 61)	5190	6	* 5.15	71.2	Pk	34.3	-40.3	0	65.2	-	-	74	-8.8	129	126	H
			* 5.149362	75.16	Pk	34.3	-40.3	0	69.16	-	-	74	-4.84	129	126	H
			* 5.15	55.05	RMS	34.3	-40.3	0.36	49.41	54	-4.59	-	-	129	126	H
			* 5.149723	55.83	RMS	34.3	-40.3	0.36	50.19	54	-3.81	-	-	129	126	H
			* 5.15	68.61	Pk	34.3	-40.3	0	62.61	-	-	74	-11.39	159	139	V
			* 5.148168	72.85	Pk	34.3	-40.22	0	66.93	-	-	74	-7.07	159	139	V
			* 5.15	52.28	RMS	34.3	-40.3	0.36	46.64	54	-7.36	-	-	159	139	V
			* 5.149807	53.39	RMS	34.3	-40.3	0.36	47.75	54	-6.25	-	-	159	139	V
		5	* 5.148973	61.26	Pk	34.3	-37.8	0	57.76	-	-	74	-16.24	328	137	H
			* 5.149696	47.79	RMS	34.3	-37.8	0.36	44.65	54	-9.35	-	-	328	137	H
			* 5.15	58.33	Pk	34.3	-37.8	0	54.83	-	-	74	-19.17	328	137	H
			* 5.15	47.24	RMS	34.3	-37.8	0.36	44.1	54	-9.9	-	-	328	137	H
			* 5.009417	59.5	Pk	34	-37.61	0	55.89	-	-	74	-18.11	331	146	V
			* 5.148696	47.57	RMS	34.3	-37.8	0.36	44.43	54	-9.57	-	-	331	146	V
			* 5.15	57.04	Pk	34.3	-37.8	0	53.54	-	-	74	-20.46	331	146	V
			* 5.15	46.41	RMS	34.3	-37.8	0.36	43.27	54	-10.73	-	-	331	146	V
EHT80 (RU 242 / Index 61)	5210 (Lower)	6	* 5.148362	75.41	Pk	34.3	-40.24	0	69.47	-	-	74	-4.53	10	167	H
			* 5.148973	53.01	RMS	34.3	-40.3	0.65	47.66	54	-6.34	-	-	10	167	H
			* 5.15	71.62	Pk	34.3	-40.3	0	65.62	-	-	74	-8.38	10	167	H
			* 5.15	50.76	RMS	34.3	-40.3	0.65	45.41	54	-8.59	-	-	10	167	H
			* 5.15	66	Pk	34.3	-40.3	0	60	-	-	74	-14	293	267	V
			* 5.147835	69.58	Pk	34.3	-40.2	0	63.68	-	-	74	-10.32	293	267	V
			* 5.15	49.51	RMS	34.3	-40.3	0.65	44.16	54	-9.84	-	-	293	267	V
			* 5.147057	49.97	RMS	34.3	-40.2	0.65	44.72	54	-9.28	-	-	293	267	V
		5	* 5.15	63.7	Pk	34.3	-37.8	0	60.2	-	-	74	-13.8	135	117	H
			* 5.146473	65.69	Pk	34.3	-37.84	0	62.15	-	-	74	-11.85	135	117	H
			* 5.15	47.44	RMS	34.3	-37.8	0.65	44.59	54	-9.41	-	-	135	117	H
			* 5.14839	48.45	RMS	34.3	-37.81	0.65	45.59	54	-8.41	-	-	135	117	H
			* 5.15	62.55	Pk	34.3	-37.8	0	59.05	-	-	74	-14.95	133	141	V
			* 5.148918	64.42	Pk	34.3	-37.8	0	60.92	-	-	74	-13.08	133	141	V
			* 5.15	46.56	RMS	34.3	-37.8	0.65	43.71	54	-10.29	-	-	133	141	V
			* 5.148418	48.08	RMS	34.3	-37.81	0.65	45.22	54	-8.78	-	-	133	141	V

* - indicates frequency in CFR47 Pt 15 / IC RSS-Restricted Band
Pk - Peak detector
RMS - RMS detection

UL LLC.
47173 Benicia Street, Fremont, CA 94538; USA. TEL:(510) 319-4000 FAX:(510) 661-0888
This report shall not be reproduced except in full, without the written approval of UL LLC.

UNII-1 (SISO)	Channel Frequency (MHz)	Ant. #	Frequency (GHz)	Meter Reading (dBuV)	Det	AF (dB/m)	Amp/Cbl/Fltr/Pad (dB)	DCCF (dB)	Corrected Reading (dBuV/m)	Avg Limit (dBuV/m)	Avg Margin (dB)	Pk Limit (dBuV/m)	Pk Margin (dB)	Azimuth (Degs)	Height (cm)	Polarity
EHT160 (RU 242 / Index 61)	5250 (Lower)	6	* 5.15	72.86	Pk	34.2	-38.28	0	68.78	-	-	74	-5.22	45	199	H
			* 5.147529	73.08	Pk	34.2	-38.25	0	69.03	-	-	74	-4.97	45	199	H
			* 5.15	47.55	RMS	34.2	-38.28	0.65	44.12	54	-9.88	-	-	45	199	H
			* 5.14964	53.19	RMS	34.2	-38.28	0.65	49.76	54	-4.24	-	-	45	199	H
			* 5.15	70.85	Pk	34.2	-38.28	0	66.77	-	-	74	-7.23	53	121	V
			* 5.147251	71.32	Pk	34.2	-38.25	0	67.27	-	-	74	-6.73	53	121	V
			* 5.15	48.97	RMS	34.2	-38.28	0.65	45.54	54	-8.46	-	-	53	121	V
			* 5.146251	51.92	RMS	34.2	-38.26	0.65	48.51	54	-5.49	-	-	53	121	V
		5	* 5.15	74.3	Pk	34.3	-40.3	0	68.3	-	-	74	-5.7	191	334	H
			* 5.148446	74.8	Pk	34.3	-40.24	0	68.86	-	-	74	-5.14	191	334	H
			* 5.15	49	RMS	34.3	-40.3	0.65	43.65	54	-10.35	-	-	191	334	H
			* 5.136084	48.81	RMS	34.3	-40.31	0.65	43.45	54	-10.55	-	-	191	334	H
			* 5.15	61.88	Pk	34.3	-40.3	0	55.88	-	-	74	-18.12	322	293	V
			* 5.149501	70.05	Pk	34.3	-40.3	0	64.05	-	-	74	-9.95	322	293	V
			* 5.15	48.06	RMS	34.3	-40.3	0.65	42.71	54	-11.29	-	-	322	293	V
			* 5.144834	48.68	RMS	34.3	-40.22	0.65	43.41	54	-10.59	-	-	322	293	V

* - indicates frequency in CFR47 Pt 15 / IC RSS-Restricted Band
Pk - Peak detector
RMS - RMS detection

UL LLC.
47173 Benicia Street, Fremont, CA 94538; USA. TEL:(510) 319-4000 FAX:(510) 661-0888
This report shall not be reproduced except in full, without the written approval of UL LLC.

BANDEDGE (LOW CHANNEL / 5180MHz), RU106

HORIZONTAL RESULT

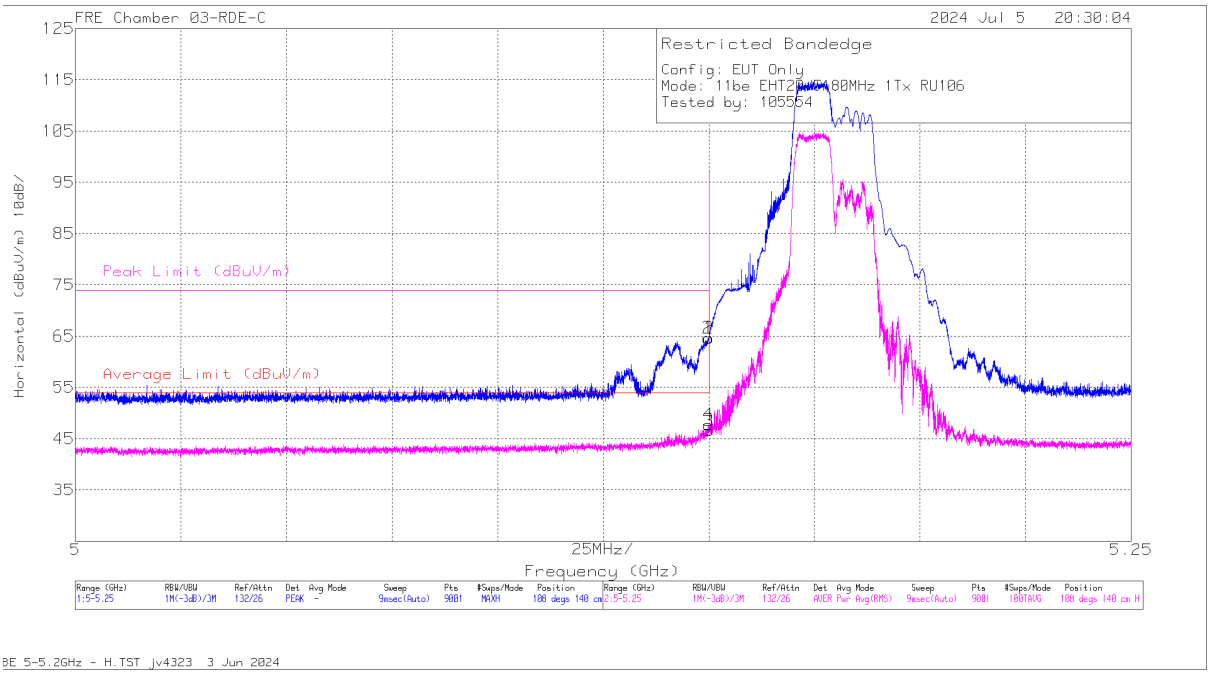

Marker	Frequency (GHz)	Meter Reading (dBuV)	Det	223084 ACF (dB/m)	DCCF (dB)	Gain/Loss (dB)	Corrected Reading (dBuV/m)	Average Limit (dBuV/m)	Margin (dB)	Peak Limit (dBuV/m)	PK Margin (dB)	Azimuth (Degs)	Height (cm)	Polarity
1	* 5.15	68.45	Pk	34.1	0	-37.9	64.65	-	-	74	-9.35	108	140	H
2	* 5.149835	68.47	Pk	34.1	0	-37.92	64.65	-	-	74	-9.35	108	140	H
3	* 5.15	50	RMS	34.1	.33	-37.9	46.53	54	-7.47	-	-	108	140	H
4	* 5.149946	51.15	RMS	34.1	.33	-37.91	47.67	54	-6.33	-	-	108	140	H

* - indicates frequency in CFR47 Pt 15 / IC RSS-Restricted Band
Pk - Peak detector
RMS - RMS detection

UL LLC.
47173 Benicia Street, Fremont, CA 94538; USA. TEL:(510) 319-4000 FAX:(510) 661-0888
This report shall not be reproduced except in full, without the written approval of UL LLC.

BANDEDGE (LOW CHANNEL / 5180MHz), RU106

VERTICAL RESULT

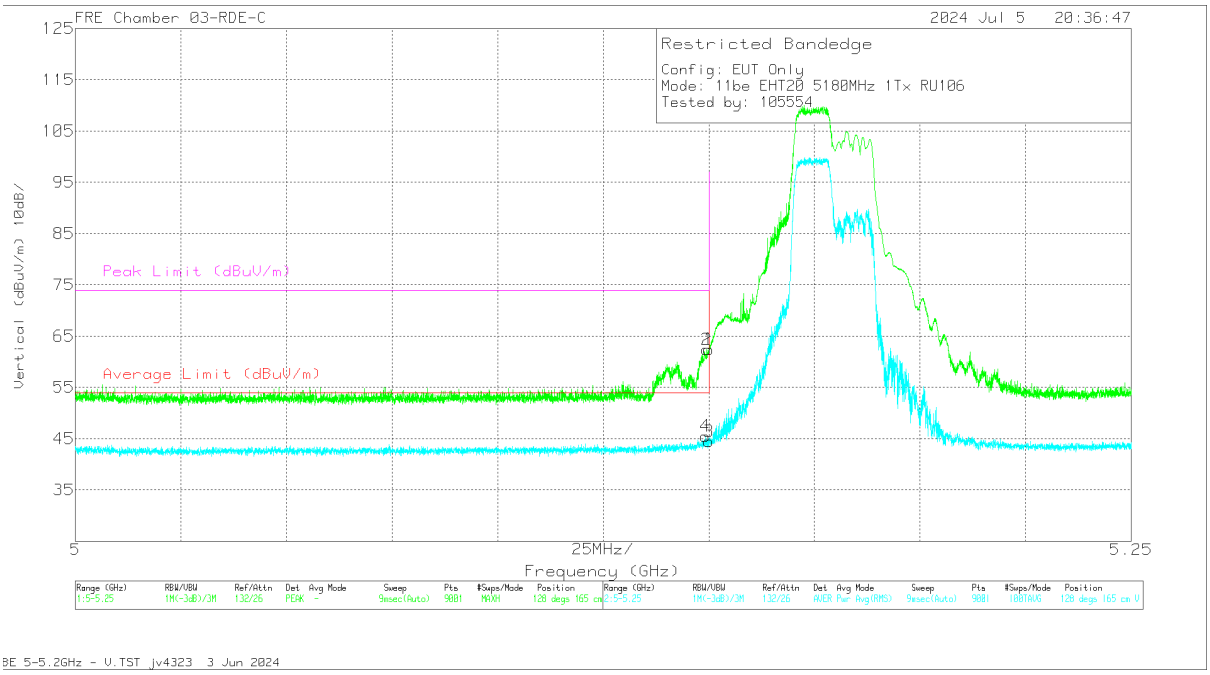

Marker	Frequency (GHz)	Meter Reading (dBuV)	Det	223084 ACF (dB/m)	DCCF (dB)	Gain/Loss (dB)	Corrected Reading (dBuV/m)	Average Limit (dBuV/m)	Margin (dB)	Peak Limit (dBuV/m)	PK Margin (dB)	Azimuth (Degs)	Height (cm)	Polarity
1	* 5.15	66.21	Pk	34.1	0	-37.9	62.41	-	-	74	-11.59	128	165	V
2	* 5.149501	66.24	Pk	34.1	0	-37.95	62.39	-	-	74	-11.61	128	165	V
3	* 5.15	47.89	RMS	34.1	.33	-37.9	44.42	54	-9.58	-	-	128	165	V
4	* 5.149168	48.98	RMS	34.1	.33	-37.98	45.43	54	-8.57	-	-	128	165	V

* - indicates frequency in CFR47 Pt 15 / IC RSS-Restricted Band
Pk - Peak detector
RMS - RMS detection

UL LLC.
47173 Benicia Street, Fremont, CA 94538; USA. TEL:(510) 319-4000 FAX:(510) 661-0888
This report shall not be reproduced except in full, without the written approval of UL LLC.

1.1.5. 802.11be MIMO SU MODE IN UNII-1 BAND – BANDEDGE

UNII-1 (MIMO CDD)	Channel Frequency (MHz)	Ant. #	Frequency (GHz)	Meter Reading (dBuV)	Det	AF (dB/m)	Amp/Cbl/Fltr/Pad (dB)	DCCF (dB)	Corrected Reading (dBuV/m)	Avg Limit (dBuV/m)	Avg Margin (dB)	Pk Limit (dBuV/m)	Pk Margin (dB)	Azimuth (Degs)	Height (cm)	Polarity
EHT20 (SU Mode)	5180	6 + 5	* 5.15	70.19	Pk	34.1	-37.9	0	66.39	-	-	74	-7.61	172	170	H
			* 5.149973	70.45	Pk	34.1	-37.9	0	66.65	-	-	74	-7.35	172	170	H
			* 5.15	51.29	RMS	34.1	-37.9	0.53	48.02	54	-5.98	-	-	172	170	H
			* 5.149723	54.01	RMS	34.1	-37.93	0.53	50.71	54	-3.29	-	-	172	170	H
			* 5.15	67.44	Pk	34.1	-37.9	0	63.64	-	-	74	-10.36	98	304	V
			* 5.149918	67.52	Pk	34.1	-37.91	0	63.71	-	-	74	-10.29	98	304	V
			* 5.15	50.7	RMS	34.1	-37.9	0.53	47.43	54	-6.57	-	-	98	304	V
			* 5.149862	51.09	RMS	34.1	-37.91	0.53	47.81	54	-6.19	-	-	98	304	V
EHT40 (SU Mode)	5190	6 + 5	*5.147585	57.89	Pk	34	-24.45	0	67.44	-	-	74	-6.56	63	123	H
			*5.147779	40.52	RMS	34	-24.45	0.56	50.63	54	-3.37	-	-	63	123	H
			*5.15	57.07	Pk	34.1	-24.46	0	66.71	-	-	74	-7.29	63	123	H
			*5.15	38.06	RMS	34.1	-24.46	0.56	48.26	54	-5.74	-	-	63	123	H
			*5.148585	37.27	RMS	34	-24.46	0.56	47.37	54	-6.63	-	-	331	190	V
			*5.149973	54.04	Pk	34.1	-24.46	0	63.68	-	-	74	-10.32	331	190	V
			*5.15	54.07	Pk	34.1	-24.46	0	63.71	-	-	74	-10.29	331	190	V
			*5.15	35.55	RMS	34.1	-24.46	0.56	45.75	54	-8.25	-	-	331	190	V
EHT80 (SU Mode)	5210	6 + 5	*5.143862	64.2	Pk	34.7	-35.51	0	63.39	-	-	74	-10.61	35	113	H
			*5.148335	51.32	RMS	34.7	-35.47	0.58	51.13	54	-2.87	-	-	35	113	H
			*5.15	62.04	Pk	34.7	-35.4	0	61.34	-	-	74	-12.66	35	113	H
			*5.15	49.02	RMS	34.7	-35.4	0.58	48.9	54	-5.1	-	-	35	113	H
			*5.148307	61.35	Pk	34.7	-35.47	0	60.58	-	-	74	-13.42	313	254	V
			*5.148446	48.71	RMS	34.7	-35.46	0.58	48.53	54	-5.47	-	-	313	254	V
			*5.15	58.86	Pk	34.7	-35.4	0	58.16	-	-	74	-15.84	313	254	V
			*5.15	47.61	RMS	34.7	-35.4	0.58	47.49	54	-6.51	-	-	313	254	V
EHT160 (SU Mode)	5250 (Lower)	6 + 5	* 5.15	65.46	Pk	34.3	-40.3	0	59.46	-	-	74	-14.54	196	171	H
			* 5.143862	68.6	Pk	34.3	-40.29	0	62.61	-	-	74	-11.39	196	171	H
			* 5.15	53.26	RMS	34.3	-40.3	0.58	47.84	54	-6.16	-	-	196	171	H
			* 5.13389	56	RMS	34.3	-40.29	0.58	50.59	54	-3.41	-	-	196	171	H
			* 5.15	62.21	Pk	34.3	-40.3	0	56.21	-	-	74	-17.79	124	266	V
			* 5.144196	65.78	Pk	34.3	-40.28	0	59.8	-	-	74	-14.2	124	266	V
			* 5.15	50.68	RMS	34.3	-40.3	0.58	45.26	54	-8.74	-	-	124	266	V
			* 5.134029	52.88	RMS	34.3	-40.3	0.58	47.46	54	-6.54	-	-	124	266	V

* - indicates frequency in CFR47 Pt 15 / IC RSS-Restricted Band
Pk - Peak detector
RMS - RMS detection

UL LLC.
47173 Benicia Street, Fremont, CA 94538; USA. TEL:(510) 319-4000 FAX:(510) 661-0888
This report shall not be reproduced except in full, without the written approval of UL LLC.

BANDEDGE (LOW CHANNEL / 5180MHz), SU MODE

HORIZONTAL RESULT

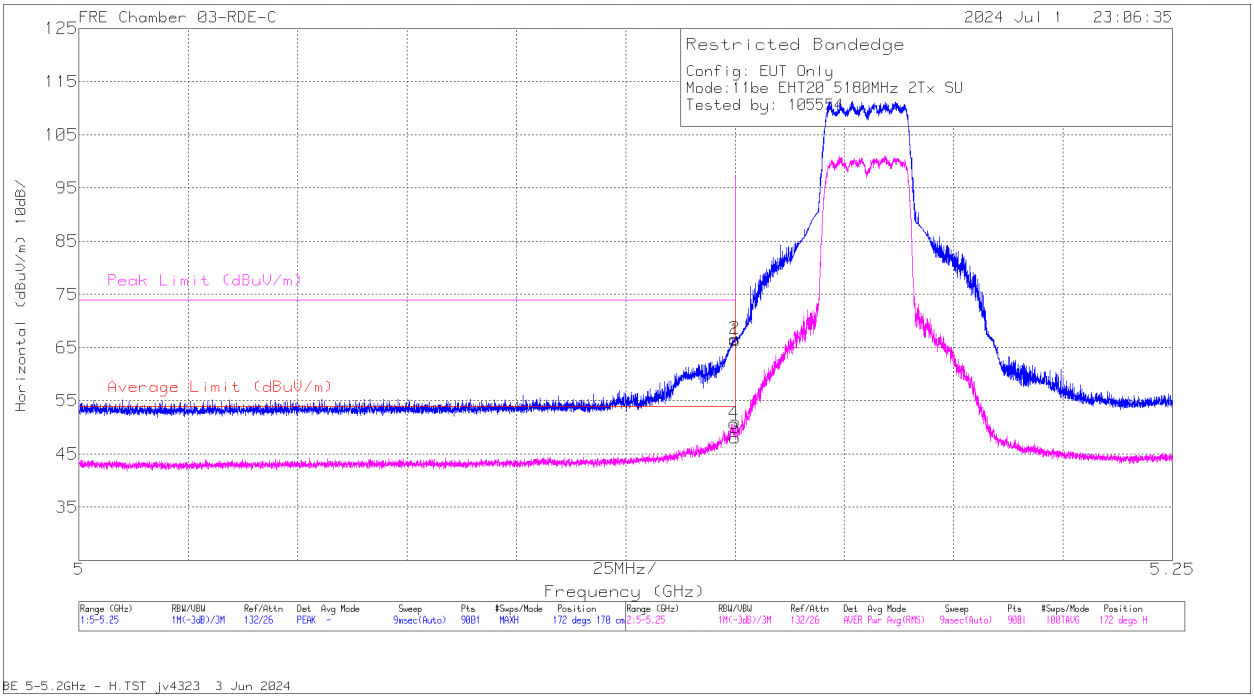

Marker	Frequency (GHz)	Meter Reading (dBuV)	Det	223084 ACF (dB/m)	DCCF (dB)	Gain/Loss (dB)	Corrected Reading (dBuV/m)	Average Limit (dBuV/m)	Margin (dB)	Peak Limit (dBuV/m)	PK Margin (dB)	Azimuth (Degs)	Height (cm)	Polarity
1	* 5.15	70.19	Pk	34.1	0	-37.9	66.39	-	-	74	-7.61	172	170	H
2	* 5.149973	70.45	Pk	34.1	0	-37.9	66.65	-	-	74	-7.35	172	170	H
3	* 5.15	51.29	RMS	34.1	.53	-37.9	48.02	54	-5.98	-	-	172	170	H
4	* 5.149723	54.01	RMS	34.1	.53	-37.93	50.71	54	-3.29	-	-	172	170	H

* - indicates frequency in CFR47 Pt 15 / IC RSS-Restricted Band
Pk - Peak detector
RMS - RMS detection

UL LLC.
47173 Benicia Street, Fremont, CA 94538; USA. TEL:(510) 319-4000 FAX:(510) 661-0888
This report shall not be reproduced except in full, without the written approval of UL LLC.

BANDEDGE (LOW CHANNEL / 5180MHz), SU MODE

VERTICAL RESULT

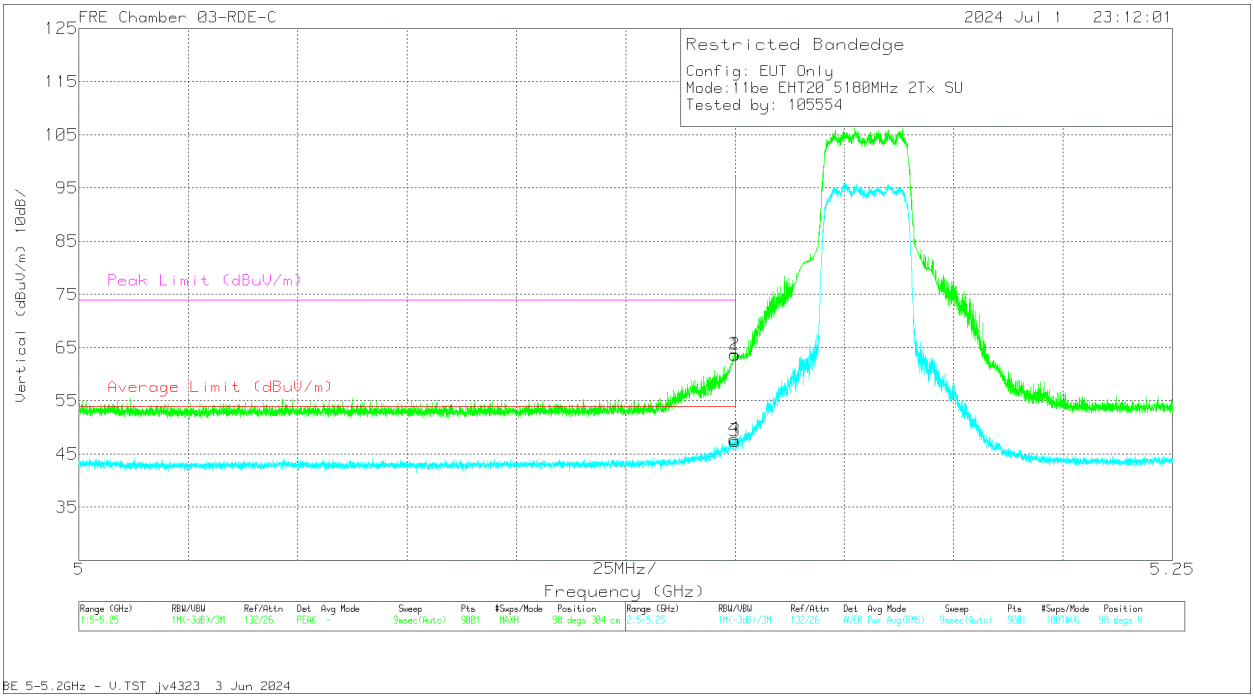

Marker	Frequency (GHz)	Meter Reading (dBuV)	Det	223084 ACF (dB/m)	DCCF (dB)	Gain/Loss (dB)	Corrected Reading (dBuV/m)	Average Limit (dBuV/m)	Margin (dB)	Peak Limit (dBuV/m)	PK Margin (dB)	Azimuth (Degs)	Height (cm)	Polarity
1	* 5.15	67.44	Pk	34.1	0	-37.9	63.64	-	-	74	-10.36	98	304	V
2	* 5.149918	67.52	Pk	34.1	0	-37.91	63.71	-	-	74	-10.29	98	304	V
3	* 5.15	50.7	RMS	34.1	.53	-37.9	47.43	54	-6.57	-	-	98	304	V
4	* 5.149862	51.09	RMS	34.1	.53	-37.91	47.81	54	-6.19	-	-	98	304	V

* - indicates frequency in CFR47 Pt 15 / IC RSS-Restricted Band
Pk - Peak detector
RMS - RMS detection

UL LLC.
47173 Benicia Street, Fremont, CA 94538; USA. TEL:(510) 319-4000 FAX:(510) 661-0888
This report shall not be reproduced except in full, without the written approval of UL LLC.

1.1.6. 802.11be MIMO PARTIAL RU MODE IN UNII-1 BAND – BANDEDGE

UNII-1 (MIMO CDD)	Channel Frequency (MHz)	Ant. #	Frequency (GHz)	Meter Reading (dBuV)	Det	AF (dB/m)	Amp/Cbl/Fltr/Pad (dB)	DCCF (dB)	Corrected Reading (dBuV/m)	Avg Limit (dBuV/m)	Avg Margin (dB)	Pk Limit (dBuV/m)	Pk Margin (dB)	Azimuth (Degs)	Height (cm)	Polarity
EHT20 (RU 106 / Index 53)	5180	6 + 5	* 5.15	65.77	Pk	34.1	-37.9	0	61.97	-	-	74	-12.03	169	361	H
			* 5.14989	66.66	Pk	34.1	-37.91	0	62.85	-	-	74	-11.15	169	361	H
			* 5.15	47.8	RMS	34.1	-37.9	0.33	44.33	54	-9.67	-	-	169	361	H
			* 5.148029	49.96	RMS	34.1	-38	0.33	46.39	54	-7.61	-	-	169	361	H
			* 5.15	65.54	Pk	34.1	-37.9	0	61.74	-	-	74	-12.26	89	317	V
			* 5.149973	66.35	Pk	34.1	-37.9	0	62.55	-	-	74	-11.45	89	317	V
			* 5.15	49.36	RMS	34.1	-37.9	0.33	45.89	54	-8.11	-	-	89	317	V
			* 5.147612	49.66	RMS	34.1	-38	0.33	46.09	54	-7.91	-	-	89	317	V
EHT40 (RU 106 / Index 53)	5190	6 + 5	* 5.15	73.58	Pk	34.2	-38.28	0	69.5	-	-	74	-4.5	103	173	H
			* 5.149723	73.35	Pk	34.2	-38.28	0	69.27	-	-	74	-4.73	103	173	H
			* 5.15	49.67	RMS	34.2	-38.28	0.58	46.17	54	-7.83	-	-	103	173	H
			* 5.149362	51.86	RMS	34.2	-38.27	0.58	48.37	54	-5.63	-	-	103	173	H
			* 5.15	65.6	Pk	34.2	-38.28	0	61.52	-	-	74	-12.48	35	208	V
			* 5.149807	68.81	Pk	34.2	-38.28	0	64.73	-	-	74	-9.27	35	208	V
			* 5.15	48.33	RMS	34.2	-38.28	0.58	44.83	54	-9.17	-	-	35	208	V
			* 5.14664	49.31	RMS	34.2	-38.26	0.58	45.83	54	-8.17	-	-	35	208	V
EHT40 (RU 242 / Index 61)	5190	6 + 5	* 5.15	68.65	Pk	34.2	-38.28	0	64.57	-	-	74	-9.43	89	115	H
			* 5.149807	72.97	Pk	34.2	-38.28	0	68.89	-	-	74	-5.11	89	115	H
			* 5.15	52.98	RMS	34.2	-38.28	0.36	49.26	54	-4.74	-	-	89	115	H
			* 5.148251	54.72	RMS	34.2	-38.26	0.36	51.02	54	-2.98	-	-	89	115	H
			* 5.15	65.59	Pk	34.2	-38.28	0	61.51	-	-	74	-12.49	13	189	V
			* 5.149751	67.98	Pk	34.2	-38.28	0	63.9	-	-	74	-10.1	13	189	V
			* 5.15	50.76	RMS	34.2	-38.28	0.36	47.04	54	-6.96	-	-	13	189	V
			* 5.147946	51.34	RMS	34.2	-38.25	0.36	47.65	54	-6.35	-	-	13	189	V
EHT80 (RU 242 / Index 61)	5210	6 + 5	*5.14814	48.27	RMS	34.7	-35.49	0.65	48.19	54	-5.81	-	-	35	113	H
			*5.148251	69.7	Pk	34.7	-35.47	0	68.93	-	-	74	-5.07	35	113	H
			*5.15	68.38	Pk	34.7	-35.4	0	67.68	-	-	74	-6.32	35	113	H
			*5.15	48.24	RMS	34.7	-35.4	0.65	48.19	54	-5.81	-	-	35	113	H
			*5.147085	47.47	RMS	34.7	-35.41	0.65	47.41	54	-6.59	-	-	313	254	V
			*5.148501	65.02	Pk	34.7	-35.45	0	64.27	-	-	74	-9.73	313	254	V
			*5.15	61.37	Pk	34.7	-35.4	0	60.67	-	-	74	-13.33	313	254	V
			*5.15	45.87	RMS	34.7	-35.4	0.65	45.82	54	-8.18	-	-	313	254	V
EHT160 (RU 242 / Index 61)	5250 (Lower)	6 + 5	* 5.15	72.18	Pk	34.1	-37.9	0	68.38	-	-	74	-5.62	22	178	H
			* 5.149668	72.52	Pk	34.1	-37.93	0	68.69	-	-	74	-5.31	22	178	H
			* 5.15	47.44	RMS	34.1	-37.9	0.65	44.29	54	-9.71	-	-	22	178	H
			* 5.146029	52.02	RMS	34.1	-37.9	0.65	48.87	54	-5.13	-	-	22	178	H
			* 5.15	65.77	Pk	34.1	-37.9	0	61.97	-	-	74	-12.03	61	181	V
			* 5.145918	66.72	Pk	34.1	-37.9	0	62.92	-	-	74	-11.08	61	181	V
			* 5.15	46.35	RMS	34.1	-37.9	0.65	43.2	54	-10.8	-	-	61	181	V
			* 5.146723	49.13	RMS	34.1	-37.97	0.65	45.91	54	-8.09	-	-	61	181	V

* - indicates frequency in CFR47 Pt 15 / IC RSS-Restricted Band
Pk - Peak detector
RMS - RMS detection

UL LLC.
47173 Benicia Street, Fremont, CA 94538; USA. TEL:(510) 319-4000 FAX:(510) 661-0888
This report shall not be reproduced except in full, without the written approval of UL LLC.

BANDEDGE (LOW CHANNEL / 5180MHz), PARTIAL RU 106

HORIZONTAL RESULT

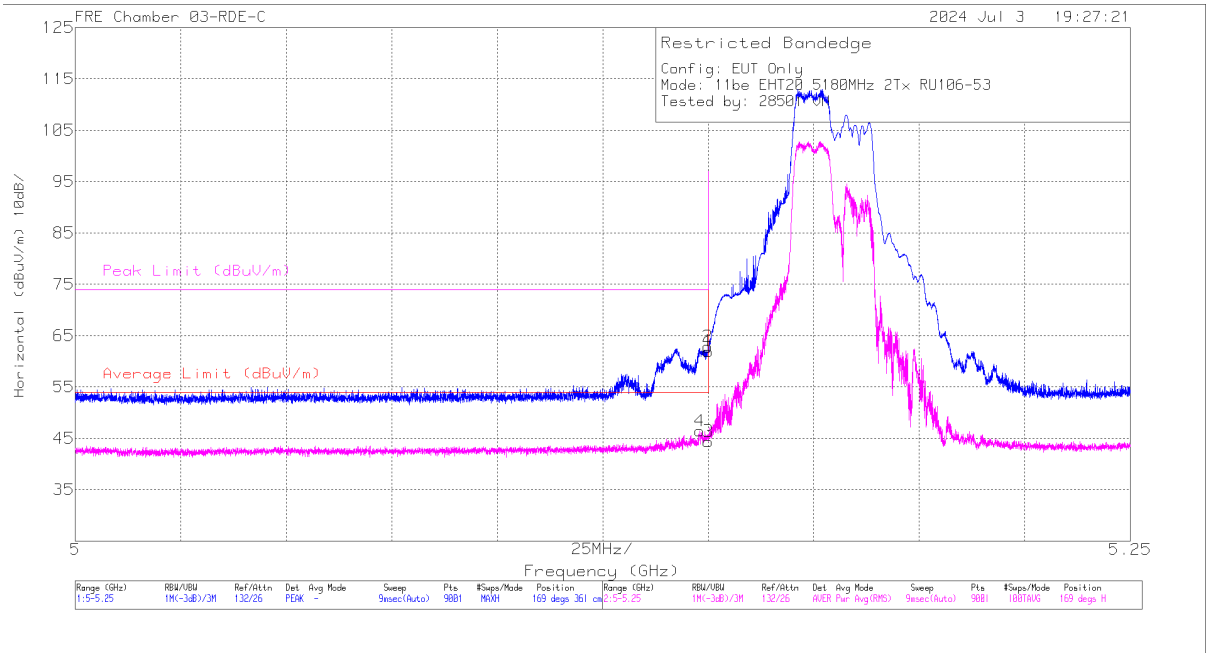

Marker	Frequency (GHz)	Meter Reading (dBuV)	Det	223084 ACF (dB/m)	DCCF (dB)	Gain/Loss (dB)	Corrected Reading (dBuV/m)	Average Limit (dBuV/m)	Margin (dB)	Peak Limit (dBuV/m)	PK Margin (dB)	Azimuth (Degs)	Height (cm)	Polarity
1	* 5.15	65.77	Pk	34.1	0	-37.9	61.97	-	-	74	-12.03	169	361	H
2	* 5.14989	66.66	Pk	34.1	0	-37.91	62.85	-	-	74	-11.15	169	361	H
3	* 5.15	47.8	RMS	34.1	.33	-37.9	44.33	54	-9.67	-	-	169	361	H
4	* 5.148029	49.96	RMS	34.1	.33	-38	46.39	54	-7.61	-	-	169	361	H

* - indicates frequency in CFR47 Pt 15 / IC RSS-Restricted Band
Pk - Peak detector
RMS - RMS detection

UL LLC.
47173 Benicia Street, Fremont, CA 94538; USA. TEL:(510) 319-4000 FAX:(510) 661-0888
This report shall not be reproduced except in full, without the written approval of UL LLC.

BANDEDGE (LOW CHANNEL / 5180MHz), PARTIAL RU 106

VERTICAL RESULT

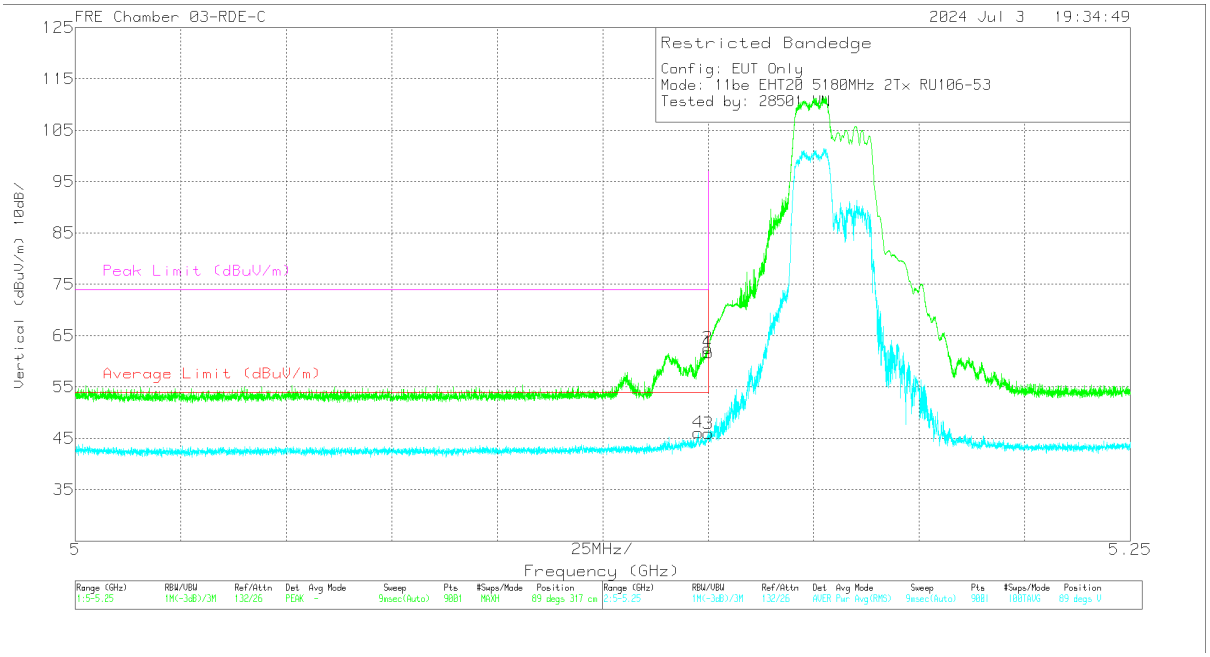

Marker	Frequency (GHz)	Meter Reading (dBuV)	Det	223084 ACF (dB/m)	DCCF (dB)	Gain/Loss (dB)	Corrected Reading (dBuV/m)	Average Limit (dBuV/m)	Margin (dB)	Peak Limit (dBuV/m)	PK Margin (dB)	Azimuth (Degs)	Height (cm)	Polarity
1	* 5.15	65.54	Pk	34.1	0	-37.9	61.74	-	-	74	-12.26	89	317	V
2	* 5.149973	66.35	Pk	34.1	0	-37.9	62.55	-	-	74	-11.45	89	317	V
3	* 5.15	49.36	RMS	34.1	.33	-37.9	45.89	54	-8.11	-	-	89	317	V
4	* 5.147612	49.66	RMS	34.1	.33	-38	46.09	54	-7.91	-	-	89	317	V

* - indicates frequency in CFR47 Pt 15 / IC RSS-Restricted Band
Pk - Peak detector
RMS - RMS detection

UL LLC.
47173 Benicia Street, Fremont, CA 94538; USA. TEL:(510) 319-4000 FAX:(510) 661-0888
This report shall not be reproduced except in full, without the written approval of UL LLC.

1.1.7. 802.11n/ac MIMO MODE IN UNII-1 BAND – SPURIOUS EMISSIONS

20MHz

UNII-1 (MIMO CDD)	Channel Frequency (MHz)	Ant. #	Frequency (GHz)	Meter Reading (dBuV)	Det	AF (dB/m)	Amp/Cbl/Fltr/Pad (dB)	DCCF (dB)	Corrected Reading (dBuV/m)	Avg Limit (dBuV/m)	Avg Margin (dB)	Pk Limit (dBuV/m)	Pk Margin (dB)	Azimuth (Degs)	Height (cm)	Polarity
11n/ac (Highest Power)	5180	6 + 5	2.455457	60.66	PK-U	32.1	-50.41	0	42.35	-	-	68.2	-25.85	113	227	H
			*3.643736	58.19	PK-U	33	-47.86	0	43.33	-	-	74	-30.67	90	114	H
			*3.641888	46.54	ADR	33	-47.86	0.1	31.75	54	-22.25	-	-	90	114	H
			2.477516	60.44	PK-U	32.1	-50.34	0	42.2	-	-	68.2	-26	243	220	V
			*3.698739	57.86	PK-U	33.2	-47.62	0	43.44	-	-	74	-30.56	145	121	V
			*3.698475	46.34	ADR	33.2	-47.62	0.1	31.99	54	-22.01	-	-	145	121	V
			*7.254506	56.61	PK-U	35.6	-46.4	0	45.81	-	-	74	-28.19	100	119	H
			*7.252146	45.3	ADR	35.6	-46.37	0.1	34.6	54	-19.4	-	-	100	119	H
			*7.244906	45.4	ADR	35.6	-46.35	0.1	34.72	54	-19.28	-	-	317	299	V
	5200	6 + 5	1.957607	61.27	PK-U	31.3	-50.26	0	42.31	-	-	68.2	-25.89	188	332	H
			1.958173	49.5	ADR	31.3	-50.26	0.1	34.38	54	-19.62	-	-	188	332	H
			2.595415	60.08	PK-U	32.2	-49.78	0	42.5	-	-	68.2	-25.7	354	207	H
			*2.489409	61.15	PK-U	32.2	-50.33	0	43.02	-	-	74	-30.98	277	316	V
			*2.490328	49.27	ADR	32.2	-50.32	0.1	31.25	54	-22.75	-	-	277	316	V
			*3.691673	57.93	PK-U	33.2	-47.6	0	43.53	-	-	74	-30.47	162	113	V
			*3.691787	46.13	ADR	33.2	-47.6	0.1	31.83	54	-22.17	-	-	162	113	V
			*7.748035	56.88	PK-U	35.8	-46.64	0	46.04	-	-	74	-27.96	319	250	H
			*7.747932	45.06	ADR	35.8	-46.64	0.1	34.32	54	-19.68	-	-	319	250	H
			9.511586	56.25	PK-U	36.5	-46.09	0	46.66	-	-	68.2	-21.54	266	322	V
			9.508789	44.67	ADR	36.5	-46.13	0.1	35.14	54	-18.86	-	-	266	322	V
	5240	6 + 5	*2.489991	60.89	PK-U	32.2	-50.32	0	42.77	-	-	74	-31.23	178	311	H
			*2.491741	49.24	ADR	32.2	-50.31	0.1	31.23	54	-22.77	-	-	178	311	H
			3.300045	58.02	PK-U	32.7	-47.93	0	42.79	-	-	68.2	-25.41	261	275	H
			2.655907	60.23	PK-U	32.2	-49.72	0	42.71	-	-	74	-31.29	337	163	V
			2.655647	48.58	ADR	32.2	-49.72	0.1	31.16	54	-22.84	-	-	337	163	V
			2.945472	59.51	PK-U	32.6	-49.17	0	42.94	-	-	68.2	-25.26	192	219	V
			2.945676	47.89	ADR	32.6	-49.17	0.1	31.42	54	-22.58	-	-	192	219	V
			6.547491	56.81	PK-U	35.5	-46.61	0	45.7	-	-	68.2	-22.5	332	174	H
			6.546871	44.93	ADR	35.5	-46.6	0.1	33.93	54	-20.07	-	-	332	174	H
			6.914214	56.82	PK-U	35.6	-46.57	0	45.85	-	-	68.2	-22.35	253	311	V
			6.912666	45.22	ADR	35.6	-46.55	0.1	34.37	54	-19.63	-	-	253	311	V

* - indicates frequency in CFR47 Pt 15 / IC RSS-Restricted Band
PK-U - U-NII: Maximum Peak
ADR - U-NII AD primary method, RMS average

40MHz

UNII-1 (MIMO CDD)	Channel Frequency (MHz)	Ant. #	Frequency (GHz)	Meter Reading (dBuV)	Det	AF (dB/m)	Amp/Cbl/Fltr/Pad (dB)	DCCF (dB)	Corrected Reading (dBuV/m)	Avg Limit (dBuV/m)	Avg Margin (dB)	Pk Limit (dBuV/m)	Pk Margin (dB)	Azimuth (Degs)	Height (cm)	Polarity
11n/ac (Highest Power)	5190	6 + 5	* 2.225278	61.24	PK-U	31.5	-50.56	0	42.18	-	-	74	-31.82	259	101	H
			* 2.224136	49.25	ADR	31.5	-50.54	0.1	30.31	54	-23.69	-	-	259	101	H
			* 2.658141	60.22	PK-U	32.2	-49.74	0	42.68	-	-	74	-31.32	314	207	H
			* 2.657607	48.73	ADR	32.2	-49.74	0.1	31.29	54	-22.71	-	-	314	207	H
			* 2.273394	61.12	PK-U	31.7	-50.52	0	42.3	-	-	74	-31.7	123	303	V
			* 2.274108	49.45	ADR	31.7	-50.51	0.1	30.74	54	-23.26	-	-	123	303	V
			* 2.820849	59.57	PK-U	32.3	-49.31	0	42.56	-	-	74	-31.44	243	178	V
			* 2.820471	48.11	ADR	32.3	-49.3	0.1	31.21	54	-22.79	-	-	243	178	V
			* 7.261909	57.65	PK-U	35.6	-46.65	0	46.6	-	-	74	-27.4	104	317	H
			* 7.262859	45.82	ADR	35.6	-46.65	0.1	34.87	54	-19.13	-	-	104	317	H
			* 7.649553	57.06	PK-U	35.8	-46.74	0	46.12	-	-	74	-27.88	252	168	V
			* 7.651935	45.15	ADR	35.8	-46.77	0.1	34.28	54	-19.72	-	-	252	168	V
	5230	6 + 5	* 2.362203	59.99	PK-U	31.9	-50.05	0	41.84	-	-	74	-32.16	324	143	H
			* 2.361139	48.51	ADR	31.9	-50.06	0.1	30.45	54	-23.55	-	-	324	143	H
			* 4.592482	58.69	PK-U	33.9	-48.58	0	44.01	-	-	74	-29.99	256	324	H
			* 4.592851	47.34	ADR	33.9	-48.56	0.1	32.78	54	-21.22	-	-	256	324	H
			* 2.700209	59.91	PK-U	32.2	-49.53	0	42.58	-	-	74	-31.42	186	246	V
			* 2.702523	48.33	ADR	32.2	-49.54	0.1	31.09	54	-22.91	-	-	186	246	V
			* 4.07935	57.59	PK-U	33.3	-47.69	0	43.2	-	-	74	-30.8	328	183	V
			* 4.078695	46.01	ADR	33.3	-47.7	0.1	31.71	54	-22.29	-	-	328	183	V
			* 9.476855	56.52	PK-U	36.5	-46.13	0	46.89	-	-	74	-27.11	217	303	H
			* 9.477733	44.94	ADR	36.5	-46.14	0.1	35.4	54	-18.6	-	-	217	303	H
			* 7.542837	56.67	PK-U	35.7	-46.87	0	45.5	-	-	74	-28.5	124	281	V
			* 7.542217	45.18	ADR	35.7	-46.87	0.1	34.11	54	-19.89	-	-	124	281	V

* - indicates frequency in CFR47 Pt 15 / IC RSS-Restricted Band
PK-U - U-NII: Maximum Peak
ADR - U-NII AD primary method, RMS average

UL LLC.
47173 Benicia Street, Fremont, CA 94538; USA. TEL:(510) 319-4000 FAX:(510) 661-0888
This report shall not be reproduced except in full, without the written approval of UL LLC.

80MHz

UNII-1 (MIMO CDD)	Channel Frequency (MHz)	Ant. #	Frequency (GHz)	Meter Reading (dBuV)	Det	AF (dB/m)	Amp/Cbl/Fltr/Pad (dB)	DCCF (dB)	Corrected Reading (dBuV/m)	Avg Limit (dBuV/m)	Avg Margin (dB)	Pk Limit (dBuV/m)	Pk Margin (dB)	Azimuth (Degs)	Height (cm)	Polarity
11n/ac (Highest Power)	5210	6 + 5	* 4.262618	57.53	PK-U	33.5	-47.34	0	43.69	-	-	74	-30.31	128	272	H
			* 4.265448	45.72	ADR	33.5	-47.3	0.24	32.16	54	-21.84	-	-	128	272	H
			* 4.223163	57.77	PK-U	33.5	-47.3	0	43.97	-	-	74	-30.03	121	145	V
			* 4.221742	46	ADR	33.5	-47.3	0.24	32.44	54	-21.56	-	-	121	145	V
			3.422798	58.16	PK-U	32.9	-47.4	0	43.66	-	-	68.2	-24.54	271	144	V
			3.479951	57.96	PK-U	32.9	-47	0	43.86	-	-	68.2	-24.34	105	242	H
			9.238266	55.77	PK-U	36	-43.37	0	48.4	-	-	68.2	-19.8	154	288	H
			9.245964	56.59	PK-U	36	-43.6	0	48.99	-	-	68.2	-19.21	267	301	V

* - indicates frequency in CFR47 Pt 15 / IC RSS-Restricted Band
PK-U - U-NII: Maximum Peak
ADR - U-NII AD primary method, RMS average

160MHz

UNII-1 (MIMO CDD)	Channel Frequency (MHz)	Ant. #	Frequency (GHz)	Meter Reading (dBuV)	Det	AF (dB/m)	Amp/Cbl/Fltr/Pad (dB)	DCCF (dB)	Corrected Reading (dBuV/m)	Avg Limit (dBuV/m)	Avg Margin (dB)	Pk Limit (dBuV/m)	Pk Margin (dB)	Azimuth (Degs)	Height (cm)	Polarity
11n/ac (Highest Power)	5250 (Straddle)	6 + 5	2.442074	60.43	PK-U	32.3	-49.5	0	43.23	-	-	68.2	-24.97	360	101	V
			2.450319	60.77	PK-U	32.3	-49.5	0	43.57	-	-	68.2	-24.63	360	200	H
			10.328473	58.55	PK-U	37.8	-45.5	0	50.85	-	-	68.2	-17.35	360	101	H
			10.332612	59.42	PK-U	37.8	-45.6	0	51.62	-	-	68.2	-16.58	360	101	V
			15.280479	55.41	PK-U	40	-40.5	0	54.91	-	-	68.2	-13.29	360	101	V
			15.308263	55.27	PK-U	40	-40.7	0	54.57	-	-	68.2	-13.63	360	101	H

* - indicates frequency in CFR47 Pt 15 / IC RSS-Restricted Band
PK-U - U-NII: Maximum Peak
ADR - U-NII AD primary method, RMS average

UL LLC.
47173 Benicia Street, Fremont, CA 94538; USA. TEL:(510) 319-4000 FAX:(510) 661-0888
This report shall not be reproduced except in full, without the written approval of UL LLC.

HARMONICS AND SPURIOUS EMISSIONS (LOW CHANNEL / 5180MHz)

LOW CHANNEL RESULTS

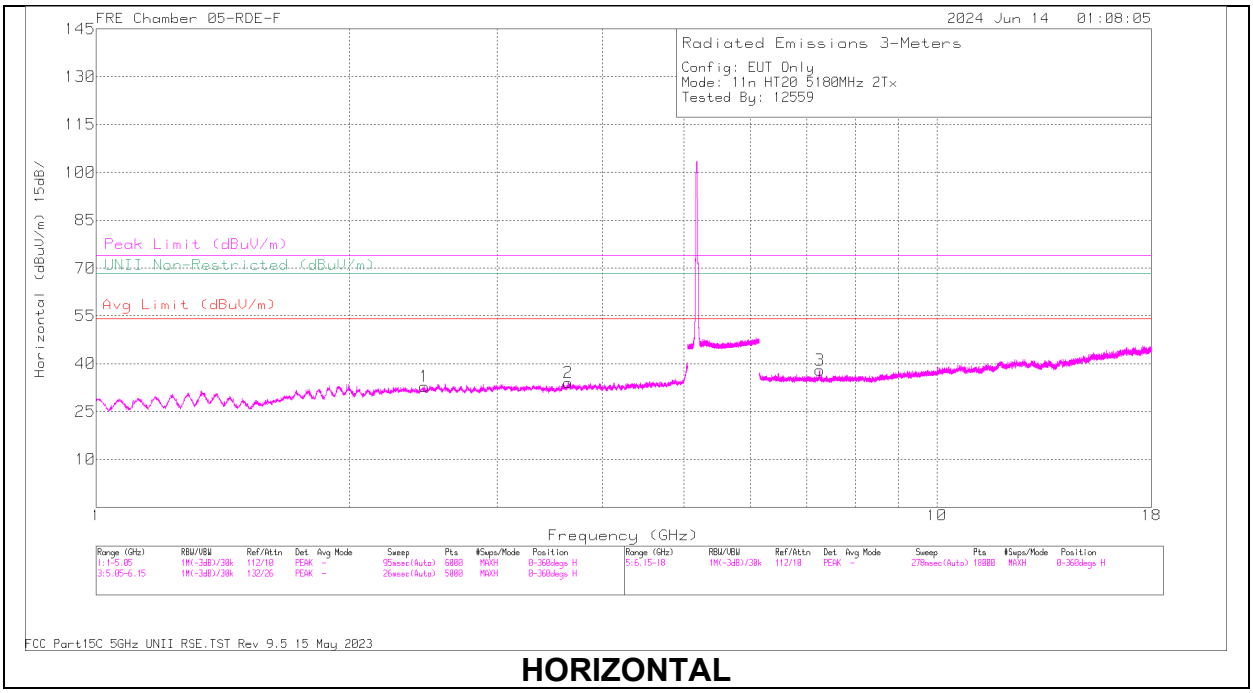

HORIZONTAL

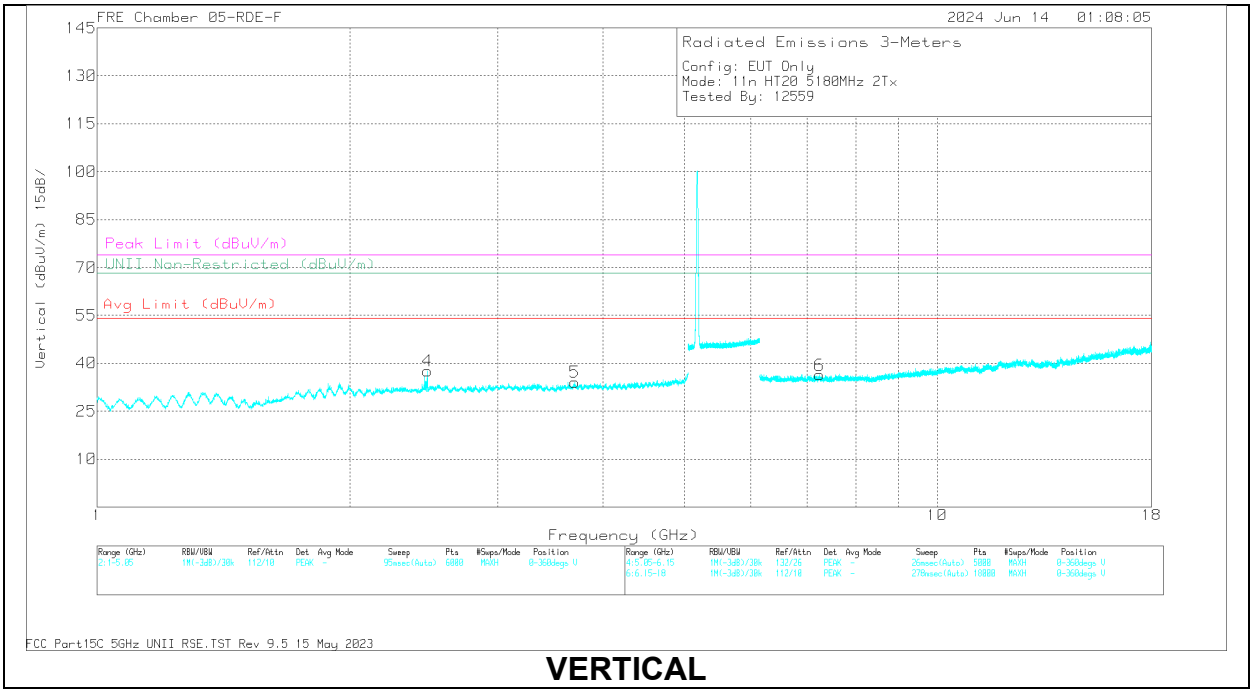

VERTICAL

UL LLC.
47173 Benicia Street, Fremont, CA 94538; USA. TEL:(510) 319-4000 FAX:(510) 661-0888

This report shall not be reproduced except in full, without the written approval of UL LLC.

RADIATED EMISSIONS

Marker	Frequency (GHz)	Meter Reading (dBuV)	Det	226674 ACF (dB/m)	DCCF (dB)	Gain/Loss (dB)	Corrected Reading (dBuV/m)	Avg Limit (dBuV/m)	Margin (dB)	Peak Limit (dBuV/m)	PK Margin (dB)	Azimuth (Degs)	Height (cm)	Polarity
1	2.455457	60.66	PK-U	32.1	0	-50.41	42.35	-	-	68.2	-25.85	113	227	H
2	*3.643736	58.19	PK-U	33	0	-47.86	43.33	-	-	74	-30.67	90	114	H
2	*3.641888	46.54	ADR	33	.1	-47.86	31.75	54	-22.25	-	-	90	114	H
4	2.477516	60.44	PK-U	32.1	0	-50.34	42.2	-	-	68.2	-26	243	220	V
5	*3.698739	57.86	PK-U	33.2	0	-47.62	43.44	-	-	74	-30.56	145	121	V
5	*3.698475	46.34	ADR	33.2	.1	-47.62	31.99	54	-22.01	-	-	145	121	V
3	*7.254506	56.61	PK-U	35.6	0	-46.4	45.81	-	-	74	-28.19	100	119	H
3	*7.252146	45.3	ADR	35.6	.1	-46.37	34.6	54	-19.4	-	-	100	119	H
6	*7.244906	56.94	PK-U	35.6	0	-46.34	34.72	-	-	68.2	-22	317	299	V
6	2.455457	45.4	ADR	35.6	.1	-46.35	42.35	54	- 19.28	-	-	317	299	V

* - indicates frequency in CFR47 Pt 15 / IC RSS-Restricted Band
Pk - Peak detector
RMS - RMS detection

UL LLC.
47173 Benicia Street, Fremont, CA 94538; USA. TEL:(510) 319-4000 FAX:(510) 661-0888
This report shall not be reproduced except in full, without the written approval of UL LLC.

1.1.8. 802.11be MIMO MODE IN UNII-1 BAND – SPURIOUS EMISSIONS

20MHz

UNII-1 (MIMO CDD)	Channel Frequency (MHz)	Ant. #	Frequency (GHz)	Meter Reading (dBuV)	Det	AF (dB/m)	Amp/Cbl/Fltr/Pad (dB)	DCCF (dB)	Corrected Reading (dBuV/m)	Avg Limit (dBuV/m)	Avg Margin (dB)	Pk Limit (dBuV/m)	Pk Margin (dB)	Azimuth (Degs)	Height (cm)	Polarity
11be (SU Mode / Highest Power)	5180	6 + 5	* 11.844403	54.38	PK-U	38.6	-43.07	0	49.91	-	-	74	-24.09	322	189	H
			* 11.844321	42.17	ADR	38.6	-43.07	0	37.7	54	-16.3	-	-	322	189	H
			7.173653	56.8	PK-U	35.8	-45.26	0	47.34	-	-	68.2	-20.86	104	110	V
			7.247266	57.14	PK-U	35.8	-45.41	0	47.53	-	-	68.2	-20.67	304	104	H
			10.49214	56.11	PK-U	37.6	-44.99	0	48.72	-	-	68.2	-19.48	53	211	V
			15.189514	52.4	PK-U	39.9	-40.97	0	51.33	-	-	68.2	-16.87	119	101	V
			15.200094	52.44	PK-U	39.9	-41.18	0	51.16	-	-	68.2	-17.04	134	165	H
	5200	6 + 5	* 15.563421	52.28	PK-U	40.4	-40.19	0	52.49	-	-	74	-21.51	252	188	H
			* 15.564117	40.76	ADR	40.4	-40.17	0	40.99	54	-13.01	-	-	252	188	H
			* 15.582745	52.36	PK-U	40.4	-40.04	0	52.72	-	-	74	-21.28	291	205	V
			* 15.579453	40.85	ADR	40.4	-40	0	41.25	54	-12.75	-	-	291	205	V
			7.176984	56.92	PK-U	35.8	-45.21	0	47.51	-	-	68.2	-20.69	187	101	V
			7.210422	56.03	PK-U	35.8	-44.91	0	46.92	-	-	68.2	-21.28	312	192	H
			10.395593	55.37	PK-U	37.5	-45.17	0	47.7	-	-	68.2	-20.5	321	111	H
			10.539288	55.61	PK-U	37.6	-44.99	0	48.22	-	-	68.2	-19.98	229	132	V
	5240	6 + 5	2.424661	59.9	PK-U	32.2	-49.4	0	42.7	-	-	68.2	-25.5	360	199	V
			2.436549	60.59	PK-U	32.3	-49.4	0	43.49	-	-	68.2	-24.71	360	101	H
			*10.665894	46.46	ADR	37.9	-44.9	0	39.46	54	-14.54	-	-	360	101	H
			*10.665947	58.34	PK-U	37.9	-44.9	0	51.34	-	-	74	-22.66	360	101	H
			*10.674663	46.38	ADR	38	-44.93	0	39.45	54	-14.55	-	-	360	101	V
			*10.677717	58.13	PK-U	38	-45	0	51.13	-	-	74	-22.87	360	101	V
			15.304025	55.15	PK-U	40	-40.6	0	54.55	-	-	68.2	-13.65	360	101	V
			*15.658222	55.27	PK-U	40.4	-41.1	0	54.57	-	-	74	-19.43	360	101	H
			*15.66001	43.73	ADR	40.4	-41.1	0	43.03	54	-10.97	-	-	360	101	H
11be (RU 106 / Index 53 Highest PSD)	5180	6 + 5	* 15.555237	51.62	PK-U	40.4	-40.24	0	51.78	-	-	74	-22.22	159	164	V
			* 15.554985	40.19	ADR	40.4	-40.24	0	40.35	54	-13.65	-	-	159	164	V
			6.466251	59.23	PK-U	35.7	-45.52	0	49.41	-	-	68.2	-18.79	6	132	H
			6.861747	55.98	PK-U	35.8	-45.75	0	46.03	-	-	68.2	-22.17	240	198	V
			7.249685	57.2	PK-U	35.8	-45.4	0	47.6	-	-	68.2	-20.6	350	125	H
			10.529283	55.91	PK-U	37.6	-44.98	0	48.53	-	-	68.2	-19.67	214	141	V
			14.237533	54.42	PK-U	39.1	-43.31	0	50.21	-	-	68.2	-17.99	315	198	H
	5200	6 + 5	* 11.62045	53.86	PK-U	38.3	-43.35	0	48.81	-	-	74	-25.19	29	157	H
			* 11.625342	42.45	ADR	38.3	-43.35	0	37.4	54	-16.6	-	-	29	157	H
			* 11.850244	54.1	PK-U	38.6	-43.14	0	49.56	-	-	74	-24.44	292	210	V
			* 11.853239	42.42	ADR	38.6	-43.12	0	37.9	54	-16.1	-	-	292	210	V
			6.493131	58.01	PK-U	35.7	-45.64	0	48.07	-	-	68.2	-20.13	2	218	H
			6.622612	56.13	PK-U	35.8	-45.36	0	46.57	-	-	68.2	-21.63	284	162	V
			15.156324	51.93	PK-U	39.8	-40.75	0	50.98	-	-	68.2	-17.22	173	180	V
			15.198709	52.78	PK-U	39.9	-41.15	0	51.53	-	-	68.2	-16.67	265	193	H
	5240	6 + 5	* 11.057904	54.61	PK-U	37.9	-44.35	0	48.16	-	-	74	-25.84	124	208	H
			* 11.059559	43.17	ADR	37.9	-44.36	0	36.71	54	-17.29	-	-	124	208	H
			* 11.859914	53.64	PK-U	38.6	-43.05	0	49.19	-	-	74	-24.81	96	231	V
			* 11.858846	42.37	ADR	38.6	-43.04	0	37.93	54	-16.07	-	-	96	231	V
			6.543056	58.36	PK-U	35.8	-45.88	0	48.28	-	-	68.2	-19.92	360	111	H
			7.206894	55.59	PK-U	35.8	-44.87	0	46.52	-	-	68.2	-21.68	343	194	V
			15.13153	53.04	PK-U	39.8	-40.48	0	52.36	-	-	68.2	-15.84	148	104	H
			15.185349	53.48	PK-U	39.9	-41	0	52.38	-	-	68.2	-15.82	67	295	V

* - indicates frequency in CFR47 Pt 15 / IC RSS-Restricted Band
PK-U - U-NII: Maximum Peak
ADR - U-NII AD primary method, RMS average

UL LLC.
47173 Benicia Street, Fremont, CA 94538; USA. TEL:(510) 319-4000 FAX:(510) 661-0888
This report shall not be reproduced except in full, without the written approval of UL LLC.

40MHz

UNII-1 (MIMO CDD)	Channel Frequency (MHz)	Ant. #	Frequency (GHz)	Meter Reading (dBuV)	Det	AF (dB/m)	Amp/Cbl/Fltr/Pad (dB)	DCCF (dB)	Corrected Reading (dBuV/m)	Avg Limit (dBuV/m)	Avg Margin (dB)	Pk Limit (dBuV/m)	Pk Margin (dB)	Azimuth (Degs)	Height (cm)	Polarity
11be (SU Mode / Highest Power)	5190	6 + 5	2.433123	60.65	PK-U	32.2	-49.4	0	43.45	-	-	68.2	-24.75	0	101	H
			2.439551	60.97	PK-U	32.3	-49.46	0	43.81	-	-	68.2	-24.39	0	199	V
			10.334317	58.95	PK-U	37.8	-45.6	0	51.15	-	-	68.2	-17.05	0	101	H
			*10.606746	46.36	ADR	37.9	-45.2	0.13	39.19	54	-14.81	-	-	0	101	V
			*10.608686	57.49	PK-U	37.9	-45.2	0	50.19	-	-	74	-23.81	0	101	V
			15.247419	54.75	PK-U	40	-41.1	0	53.65	-	-	68.2	-14.55	0	200	H
			15.279881	54.39	PK-U	40	-40.49	0	53.9	-	-	68.2	-14.3	0	200	V
	5230	6 + 5	2.449324	61.14	PK-U	32.3	-49.5	0	43.94	-	-	68.2	-24.26	0	200	H
			2.44933	60.86	PK-U	32.3	-49.5	0	43.66	-	-	68.2	-24.54	0	101	V
			10.418255	57.93	PK-U	37.8	-45.3	0	50.43	-	-	68.2	-17.77	0	101	V
			*10.637003	57.56	PK-U	37.9	-44.9	0	50.56	-	-	74	-23.44	0	198	H
			*10.640421	45.98	ADR	37.9	-45	0.13	39.01	54	-14.99	-	-	0	198	H
			*15.354237	43.91	ADR	40	-40.9	0.13	43.14	54	-10.86	-	-	0	101	V
			*15.355315	55.27	PK-U	40	-40.9	0	54.37	-	-	74	-19.63	0	101	V
			*15.379812	44.31	ADR	40	-41.56	0.13	42.88	54	-11.12	-	-	0	101	H
			*15.380783	56.13	PK-U	40	-41.6	0	54.53	-	-	74	-19.47	0	101	H
11be (RU 106 / Index 53 Highest PSD)	5190	6 + 5	* 4.146207	36	PK-U	33.4	-26.8	0	42.6	-	-	74	-31.4	294	240	H
			* 4.146542	24.52	ADR	33.4	-26.8	0	31.12	54	-22.88	-	-	294	240	H
			* 4.129043	35.47	PK-U	33.4	-26.4	0	42.47	-	-	74	-31.53	91	120	V
			* 4.126891	23.35	ADR	33.4	-26.4	0	30.35	54	-23.65	-	-	91	120	V
			3.133449	36.59	PK-U	33	-29	0	40.59	-	-	68.2	-27.61	35	239	V
			3.136486	36.84	PK-U	33	-29	0	40.84	-	-	68.2	-27.36	4	225	H
			9.51388	30.86	PK-U	36.4	-17.8	0	49.46	-	-	68.2	-18.74	18	187	V
			9.600521	30.6	PK-U	36.5	-17.7	0	49.4	-	-	68.2	-18.8	100	176	H
	5230	6 + 5	* 4.206544	37.04	PK-U	33.5	-28	0	42.54	-	-	74	-31.46	156	177	H
			* 4.207164	25.57	ADR	33.5	-28	0	31.07	54	-22.93	-	-	156	177	H
			* 4.221672	36.72	PK-U	33.5	-27.9	0	42.32	-	-	74	-31.68	190	178	V
			* 4.219318	24.95	ADR	33.5	-27.9	0	30.55	54	-23.45	-	-	190	178	V
			3.195229	37.43	PK-U	33	-28.5	0	41.93	-	-	68.2	-26.27	197	300	V
			3.227509	37.33	PK-U	32.9	-28.8	0	41.43	-	-	68.2	-26.77	95	287	H
			9.886256	31.37	PK-U	36.9	-17.4	0	50.87	-	-	68.2	-17.33	283	138	H
			9.928508	31.22	PK-U	37	-18	0	50.22	-	-	68.2	-17.98	127	204	V

* - indicates frequency in CFR47 Pt 15 / IC RSS-Restricted Band
PK-U - U-NII: Maximum Peak
ADR - U-NII AD primary method, RMS average

UNII-1 (MIMO CDD)	Channel Frequency (MHz)	Ant. #	Frequency (GHz)	Meter Reading (dBuV)	Det	AF (dB/m)	Amp/Cbl/Fltr/Pad (dB)	DCCF (dB)	Corrected Reading (dBuV/m)	Avg Limit (dBuV/m)	Avg Margin (dB)	Pk Limit (dBuV/m)	Pk Margin (dB)	Azimuth (Degs)	Height (cm)	Polarity
11be (RU 242 / Index 61 Highest PSD)	5190	6 + 5	* 2.224741	61.97	PK-U	31.9	-50.2	0	43.67	-	-	74	-30.33	351	128	H
			* 2.221465	50.2	ADR	31.9	-50.25	0	31.85	54	-22.15	-	-	351	128	H
			* 2.686714	61.63	PK-U	32.3	-49.7	0	44.23	-	-	74	-29.77	146	258	V
			* 2.687741	49.41	ADR	32.3	-49.7	0	32.01	54	-21.99	-	-	146	258	V
			* 2.686497	60.96	PK-U	32.3	-49.7	0	43.56	-	-	74	-30.44	157	165	V
			* 2.686641	49.5	ADR	32.3	-49.7	0	32.1	54	-21.9	-	-	157	165	V
			* 7.274429	64.76	PK-U	35.8	-47.3	0	53.26	-	-	74	-20.74	339	116	H
			* 7.271674	53.81	ADR	35.8	-47.2	0	42.41	54	-11.59	-	-	339	116	H
			* 7.278359	65.4	PK-U	35.8	-47.4	0	53.8	-	-	74	-20.2	314	181	V
			* 7.26971	54.55	ADR	35.7	-47.23	0	43.02	54	-10.98	-	-	314	181	V
			2.905408	60.31	PK-U	32.7	-49.5	0	43.51	-	-	68.2	-24.69	210	342	H
			6.47891	59.57	PK-U	35.5	-46.8	0	48.27	-	-	68.2	-19.93	28	309	V
			6.485088	65.93	PK-U	35.5	-46.79	0	54.64	-	-	68.2	-13.56	3	203	H
	5230	6 + 5	* 7.334843	60.49	PK-U	35.7	-45.88	0	50.31	-	-	74	-23.69	6	116	H
			* 7.329558	49.2	ADR	35.7	-45.9	0	39	54	-15	-	-	6	116	H
			* 7.336698	61.77	PK-U	35.7	-45.83	0	51.64	-	-	74	-22.36	281	120	V
			* 7.332107	50.85	ADR	35.7	-45.89	0	40.66	54	-13.34	-	-	281	120	V
			2.61013	58.5	PK-U	32.3	-48.2	0	42.6	-	-	68.2	-25.6	246	318	H
			2.977817	57.65	PK-U	32.3	-46.8	0	43.15	-	-	68.2	-25.05	42	324	V
			6.268313	63.11	PK-U	35.3	-45.23	0	53.18	-	-	68.2	-15.02	349	216	H
			6.268795	57.21	PK-U	35.3	-45.28	0	47.23	-	-	68.2	-20.97	324	224	V

* - indicates frequency in CFR47 Pt 15 / IC RSS-Restricted Band
PK-U - U-NII: Maximum Peak
ADR - U-NII AD primary method, RMS average

UL LLC.
47173 Benicia Street, Fremont, CA 94538; USA. TEL:(510) 319-4000 FAX:(510) 661-0888
This report shall not be reproduced except in full, without the written approval of UL LLC.

80MHz

UNII-1 (MIMO CDD)	Channel Frequency (MHz)	Ant. #	Frequency (GHz)	Meter Reading (dBuV)	Det	AF (dB/m)	Amp/Cbl/Fltr/Pad (dB)	DCCF (dB)	Corrected Reading (dBuV/m)	Avg Limit (dBuV/m)	Avg Margin (dB)	Pk Limit (dBuV/m)	Pk Margin (dB)	Azimuth (Degs)	Height (cm)	Polarity
11be (SU Mode / Highest Power)	5210	6 + 5	1.894931	61.58	PK-U	31.2	-48.54	0	44.24	-	-	68.2	-23.96	208	371	H
			1.895638	68.1	PK-U	31.2	-48.5	0	50.8	-	-	68.2	-17.4	220	371	V
			2.454082	59.17	PK-U	33.5	-48.64	0	44.03	-	-	68.2	-24.17	125	133	H
			2.461044	59.01	PK-U	33.4	-48.61	0	43.8	-	-	68.2	-24.4	37	215	V
			10.158744	55.61	PK-U	37.7	-42.62	0	50.69	-	-	68.2	-17.51	351	241	H
			10.173399	54.72	PK-U	37.7	-41.9	0	50.52	-	-	68.2	-17.68	296	353	V
11be (RU 242 / Index 61 Highest PSD)	5210	6 + 5	1.873661	58.62	PK-U	31	-48.42	0	41.2	-	-	68.2	-27	280	193	V
			1.876036	58.54	PK-U	31	-48.35	0	41.19	-	-	68.2	-27.01	150	206	H
			6.456649	55.11	PK-U	36.5	-44.44	0	47.17	-	-	68.2	-21.03	216	262	H
			6.459978	55.19	PK-U	36.5	-44.4	0	47.29	-	-	68.2	-20.91	211	106	V
			10.215171	54.99	PK-U	37.7	-41.84	0	50.85	-	-	68.2	-17.35	201	105	V
			10.217666	54.58	PK-U	37.7	-41.95	0	50.33	-	-	68.2	-17.87	216	103	H

* - indicates frequency in CFR47 Pt 15 / IC RSS-Restricted Band
PK-U - U-NII: Maximum Peak
ADR - U-NII AD primary method, RMS average

UL LLC.
47173 Benicia Street, Fremont, CA 94538; USA. TEL:(510) 319-4000 FAX:(510) 661-0888
This report shall not be reproduced except in full, without the written approval of UL LLC.

160MHz

UNII-1 (MIMO CDD)	Channel Frequency (MHz)	Ant. #	Frequency (GHz)	Meter Reading (dBuV)	Det	AF (dB/m)	Amp/Cbl/Fltr/Pad (dB)	DCCF (dB)	Corrected Reading (dBuV/m)	Avg Limit (dBuV/m)	Avg Margin (dB)	Pk Limit (dBuV/m)	Pk Margin (dB)	Azimuth (Degs)	Height (cm)	Polarity
11be (SU Mode / Highest Power)	5250 (Straddle)	6 + 5	*15.511543	53.43	PK-U	41.5	-39.8	0	55.13	-	-	74	-18.87	273	231	H
			*15.511694	41.84	ADR	41.5	-39.8	0.15	43.69	54	-10.31	-	-	273	231	H
			*15.512055	53.9	PK-U	41.5	-39.8	0	55.6	-	-	74	-18.4	325	221	V
			*15.508715	41.84	ADR	41.5	-39.72	0.15	43.77	54	-10.23	-	-	325	221	V
			10.340015	54.84	PK-U	37.8	-42.93	0	49.71	-	-	68.2	-18.49	181	231	H
			10.341338	54.66	PK-U	37.8	-42.93	0	49.53	-	-	68.2	-18.67	111	200	V
			12.929336	53.65	PK-U	39	-41.51	0	51.14	-	-	68.2	-17.06	43	235	V
			12.930763	54.03	PK-U	39	-41.58	0	51.45	-	-	68.2	-16.75	359	180	H
11be (RU 242 / Index 61 Highest PSD)	5250 (Straddle)	6 + 5	* 7.424932	55.44	PK-U	35.5	-44.34	0	46.6	-	-	74	-27.4	163	101	H
			* 7.425262	43.66	ADR	35.5	-44.34	0	34.82	54	-19.18	-	-	163	101	H
			* 11.032943	54.05	PK-U	37.8	-41.79	0	50.06	-	-	74	-23.94	260	198	H
			* 11.034484	42.42	ADR	37.8	-41.71	0	38.51	54	-15.49	-	-	260	198	H
			* 15.989346	53.95	PK-U	41	-40.58	0	54.37	-	-	74	-19.63	183	290	H
			* 15.988285	42.75	ADR	41	-40.57	0	43.18	54	-10.82	-	-	183	290	H
			* 7.423772	54.88	PK-U	35.5	-44.32	0	46.06	-	-	74	-27.94	323	168	V
			* 7.423889	43.43	ADR	35.5	-44.32	0	34.61	54	-19.39	-	-	323	168	V
			* 11.054705	53.69	PK-U	37.8	-41.78	0	49.71	-	-	74	-24.29	266	125	V
			* 11.056833	42.66	ADR	37.8	-41.74	0	38.72	54	-15.28	-	-	266	125	V
			* 16.008687	53.52	PK-U	41	-40.44	0	54.08	-	-	74	-19.92	98	235	V
			* 16.008457	42.26	ADR	41	-40.41	0	42.85	54	-11.15	-	-	98	235	V

* - indicates frequency in CFR47 Pt 15 / IC RSS-Restricted Band
PK-U - U-NII: Maximum Peak
ADR - U-NII AD primary method, RMS average

UL LLC.
47173 Benicia Street, Fremont, CA 94538; USA. TEL:(510) 319-4000 FAX:(510) 661-0888
This report shall not be reproduced except in full, without the written approval of UL LLC.

HARMONICS AND SPURIOUS EMISSIONS (LOW CHANNEL / 5180MHz)

SU Mode, LOW CHANNEL RESULTS

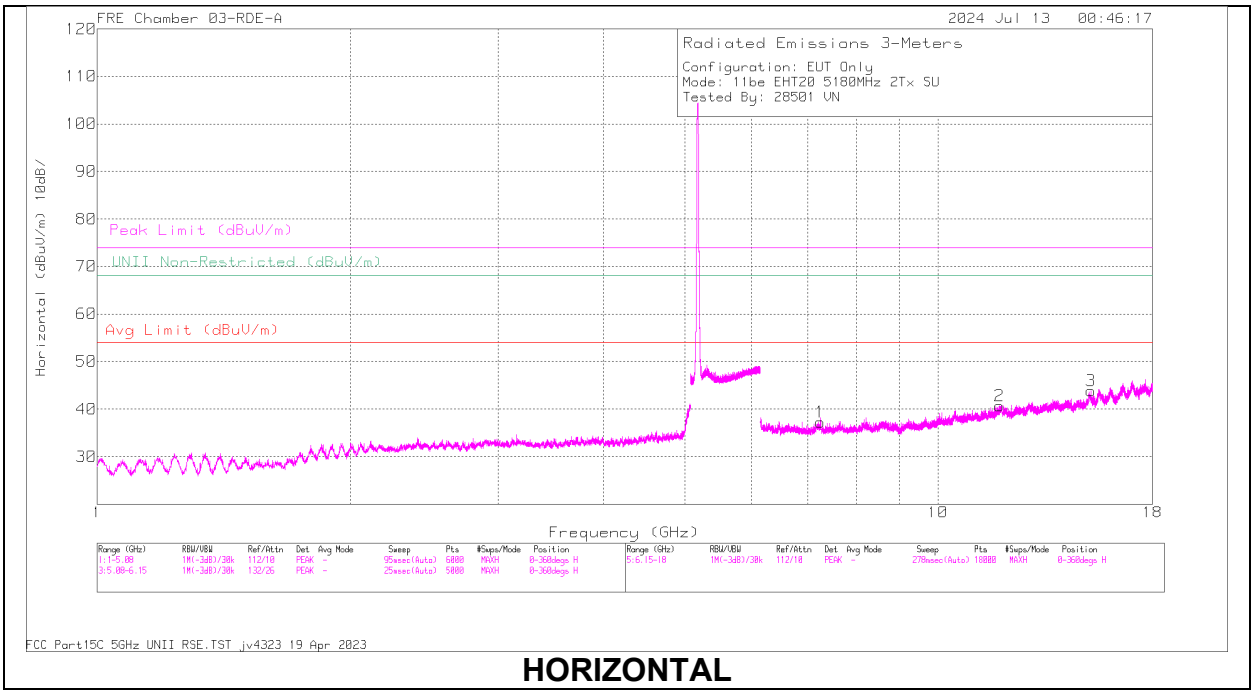

HORIZONTAL

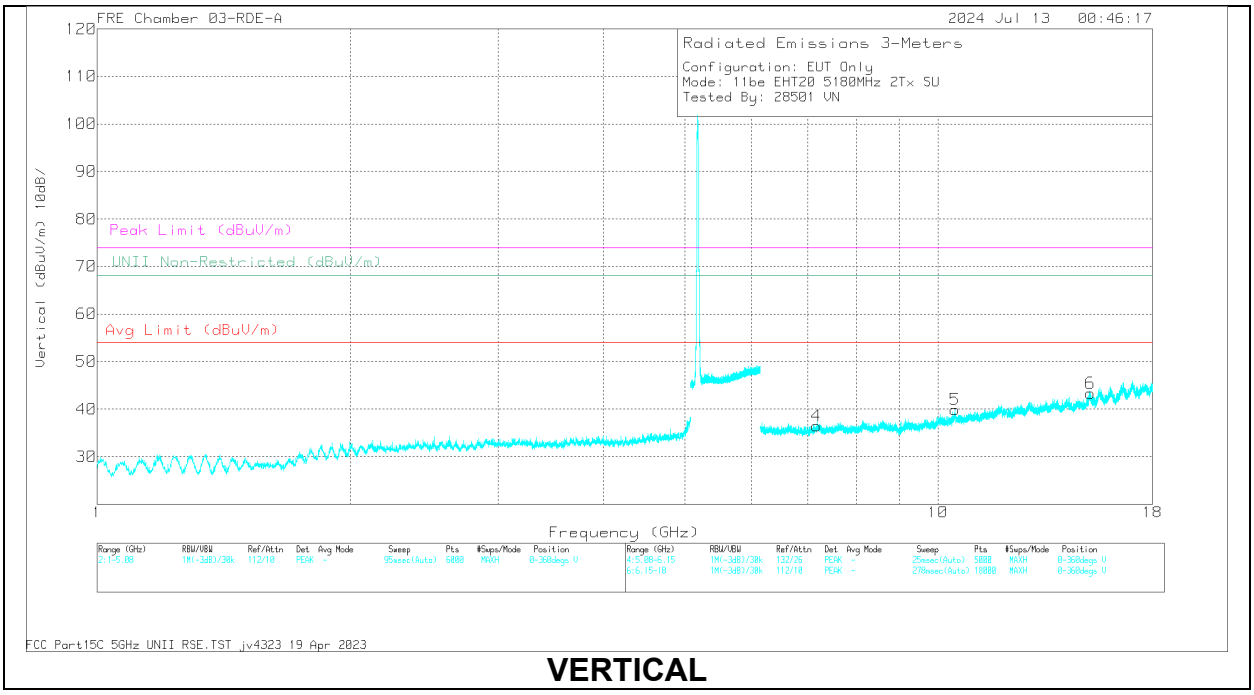

VERTICAL

UL LLC.
47173 Benicia Street, Fremont, CA 94538; USA. TEL:(510) 319-4000 FAX:(510) 661-0888

This report shall not be reproduced except in full, without the written approval of UL LLC.

RADIATED EMISSIONS

Marker	Frequency (GHz)	Meter Reading (dBuV)	Det	226673 ACF (dB/m)	DCCF (dB)	Gain/Loss (dB)	Corrected Reading (dBuV/m)	Avg Limit (dBuV/m)	Margin (dB)	Peak Limit (dBuV/m)	PK Margin (dB)	Azimuth (Degs)	Height (cm)	Polarity
2	* 11.844403	54.38	PK-U	38.6	0	-43.07	49.91	-	-	74	-24.09	322	189	H
2	* 11.844321	42.17	ADR	38.6	0	-43.07	37.7	54	-16.3	-	-	322	189	H
4	7.173653	56.8	PK-U	35.8	0	-45.26	47.34	-	-	68.2	-20.86	104	110	V
1	7.247266	57.14	PK-U	35.8	0	-45.41	47.53	-	-	68.2	-20.67	304	104	H
5	10.49214	56.11	PK-U	37.6	0	-44.99	48.72	-	-	68.2	-19.48	53	211	V
5	15.189514	52.4	PK-U	39.9	0	-40.97	51.33	-	-	68.2	-16.87	119	101	V
3	15.200094	52.44	PK-U	39.9	0	-41.18	51.16	-	-	68.2	-17.04	134	165	H

* - indicates frequency in CFR47 Pt 15 / IC RSS-Restricted Band
Pk - Peak detector
RMS - RMS detection

UL LLC.
47173 Benicia Street, Fremont, CA 94538; USA. TEL:(510) 319-4000 FAX:(510) 661-0888
This report shall not be reproduced except in full, without the written approval of UL LLC.

HARMONICS AND SPURIOUS EMISSIONS (LOW CHANNEL / 5180MHz)

RU106, LOW CHANNEL RESULTS

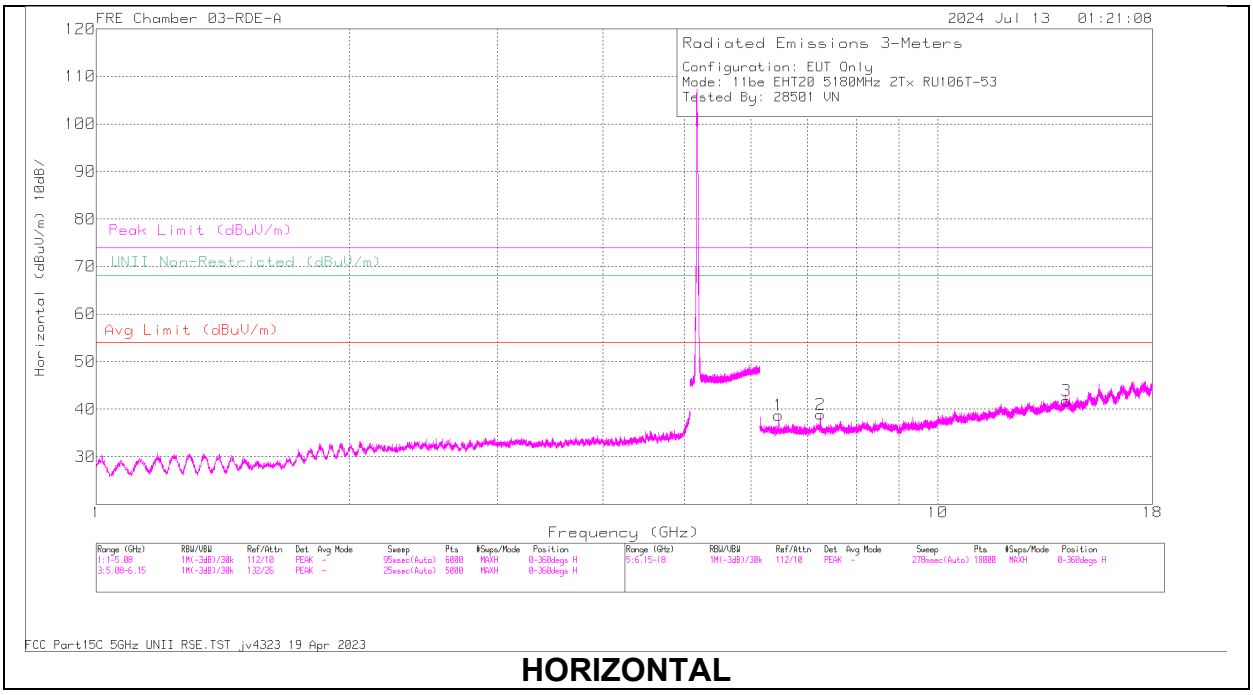

HORIZONTAL

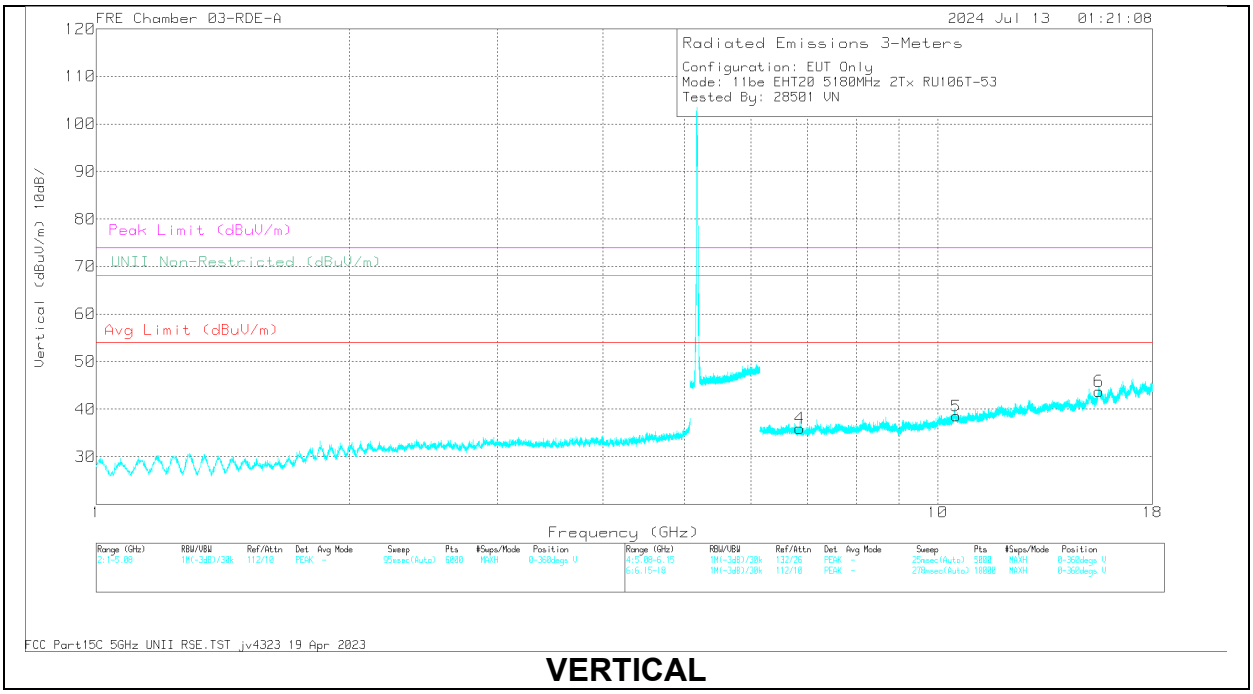

VERTICAL

UL LLC.
47173 Benicia Street, Fremont, CA 94538; USA. TEL:(510) 319-4000 FAX:(510) 661-0888

This report shall not be reproduced except in full, without the written approval of UL LLC.

RADIATED EMISSIONS

Marker	Frequency (GHz)	Meter Reading (dBuV)	Det	226673 ACF (dB/m)	DCCF (dB)	Gain/Loss (dB)	Corrected Reading (dBuV/m)	Avg Limit (dBuV/m)	Margin (dB)	Peak Limit (dBuV/m)	PK Margin (dB)	Azimuth (Degs)	Height (cm)	Polarity
6	* 15.555237	51.62	PK-U	40.4	0	-40.24	51.78	-	-	74	-22.22	159	164	V
6	* 15.554985	40.19	ADR	40.4	0	-40.24	40.35	54	-13.65	-	-	159	164	V
1	6.466251	59.23	PK-U	35.7	0	-45.52	49.41	-	-	68.2	-18.79	6	132	H
4	6.861747	55.98	PK-U	35.8	0	-45.75	46.03	-	-	68.2	-22.17	240	198	V
2	7.249685	57.2	PK-U	35.8	0	-45.4	47.6	-	-	68.2	-20.6	350	125	H
5	10.529283	55.91	PK-U	37.6	0	-44.98	48.53	-	-	68.2	-19.67	214	141	V
3	14.237533	54.42	PK-U	39.1	0	-43.31	50.21	-	-	68.2	-17.99	315	198	H

* - indicates frequency in CFR47 Pt 15 / IC RSS-Restricted Band
Pk - Peak detector
RMS - RMS detection

UL LLC.
47173 Benicia Street, Fremont, CA 94538; USA. TEL:(510) 319-4000 FAX:(510) 661-0888
This report shall not be reproduced except in full, without the written approval of UL LLC.

1.1.9. 802.11n/ac SISO MODE IN UNII-2A BAND – BANDEDGE

UNII-2a (SISO)	Channel Frequency (MHz)	Ant. #	Frequency (GHz)	Meter Reading (dBuV)	Det	AF (dB/m)	Amp/Cbl/Fltr/Pad (dB)	DCCF (dB)	Corrected Reading (dBuV/m)	Avg Limit (dBuV/m)	Avg Margin (dB)	Pk Limit (dBuV/m)	Pk Margin (dB)	Azimuth (Degs)	Height (cm)	Polarity
HT20	5320	6	*5.35	56.62	Pk	34.5	-24.46	0	66.66	-	-	74	-7.34	148	248	H
			*5.35	40.25	RMS	34.5	-24.46	0.74	51.03	54	-2.97	-	-	148	248	H
			*5.350309	57.75	Pk	34.5	-24.44	0	67.81	-	-	74	-6.19	148	248	H
			*5.350332	40.87	RMS	34.5	-24.44	0.74	51.67	54	-2.33	-	-	148	248	H
			*5.35	50.58	Pk	34.5	-24.46	0	60.62	-	-	74	-13.38	140	221	V
			*5.35	36.01	RMS	34.5	-24.46	0.74	46.79	54	-7.21	-	-	140	221	V
			*5.350122	37.07	RMS	34.5	-24.45	0.74	47.86	54	-6.14	-	-	140	221	V
			*5.351335	53.04	Pk	34.5	-24.4	0	63.14	-	-	74	-10.86	140	221	V
		5	* 5.35	57.43	Pk	34.5	-37.68	0	54.25	-	-	74	-19.75	169	159	H
			* 5.367972	59.54	Pk	34.5	-37.61	0	56.43	-	-	74	-17.57	169	159	H
			* 5.35	46.7	RMS	34.5	-37.68	0.74	44.26	54	-9.74	-	-	169	159	H
			* 5.383091	47.16	RMS	34.5	-37.51	0.74	44.89	54	-9.11	-	-	169	159	H
			* 5.35	56.34	Pk	34.5	-37.68	0	53.16	-	-	74	-20.84	186	153	V
			* 5.437714	59.1	Pk	34.4	-37.52	0	55.98	-	-	74	-18.02	186	153	V
			* 5.35	45.93	RMS	34.5	-37.68	0.74	43.49	54	-10.51	-	-	186	153	V
			* 5.397161	46.92	RMS	34.5	-37.52	0.74	44.64	54	-9.36	-	-	186	153	V
HT40	5310	6	*5.35	56.52	Pk	34.5	-24.46	0	66.56	-	-	74	-7.44	234	170	H
			*5.35	35.39	RMS	34.5	-24.46	0.93	46.36	54	-7.64	-	-	234	170	H
			*5.350309	58.8	Pk	34.5	-24.44	0	68.86	-	-	74	-5.14	234	170	H
			*5.352479	38.16	RMS	34.5	-24.4	0.93	49.19	54	-4.81	-	-	234	170	H
			*5.35	50.9	Pk	34.5	-24.46	0	60.94	-	-	74	-13.06	151	238	V
			*5.35	32.25	RMS	34.5	-24.46	0.93	43.22	54	-10.78	-	-	151	238	V
			*5.350449	52.11	Pk	34.5	-24.43	0	62.18	-	-	74	-11.82	151	238	V
			*5.351499	33.42	RMS	34.5	-24.4	0.93	44.45	54	-9.55	-	-	151	238	V
		5	*5.35	67.19	Pk	34.5	-37.23	0	64.46	-	-	74	-9.54	223	148	H
			*5.35	52.17	RMS	34.5	-37.23	0.93	50.37	54	-3.63	-	-	223	148	H
			*5.350192	69.79	Pk	34.5	-37.23	0	67.06	-	-	74	-6.94	223	148	H
			*5.350449	53.14	RMS	34.5	-37.23	0.93	51.34	54	-2.66	-	-	223	148	H
			*5.35	66.23	Pk	34.5	-37.23	0	63.5	-	-	74	-10.5	303	289	V
			*5.35	51.86	RMS	34.5	-37.23	0.93	50.06	54	-3.94	-	-	303	289	V
			*5.350099	69.53	Pk	34.5	-37.23	0	66.8	-	-	74	-7.2	303	289	V
			*5.350379	53.05	RMS	34.5	-37.23	0.93	51.25	54	-2.75	-	-	303	289	V
VHT80	5290	6	*5.35	55.57	Pk	34.5	-24.46	0	65.61	-	-	74	-8.39	234	155	H
			*5.35	39.05	RMS	34.5	-24.46	1.57	50.66	54	-3.34	-	-	234	155	H
			*5.351219	57.49	Pk	34.5	-24.4	0	67.59	-	-	74	-6.41	234	155	H
			*5.363375	40.24	RMS	34.5	-24.43	1.57	51.88	54	-2.12	-	-	234	155	H
			*5.35	49.62	Pk	34.5	-24.46	0	59.66	-	-	74	-14.34	158	212	V
			*5.35	33.71	RMS	34.5	-24.46	1.57	45.32	54	-8.68	-	-	158	212	V
			*5.374598	35.61	RMS	34.5	-24.38	1.57	47.3	54	-6.7	-	-	158	212	V
			*5.376068	52.3	Pk	34.5	-24.38	0	62.42	-	-	74	-11.58	158	212	V
		5	*5.35	64.68	Pk	34.5	-37.23	0	61.95	-	-	74	-12.05	229	150	H
			*5.35	50.8	RMS	34.5	-37.23	1.57	49.64	54	-4.36	-	-	229	150	H
			*5.355395	66.11	Pk	34.5	-37.2	0	63.41	-	-	74	-10.59	229	150	H
			*5.355652	51.88	RMS	34.5	-37.2	1.57	50.75	54	-3.25	-	-	229	150	H
			*5.35	64.75	Pk	34.5	-37.23	0	62.02	-	-	74	-11.98	308	142	V
			*5.35	51.24	RMS	34.5	-37.23	1.57	50.08	54	-3.92	-	-	308	142	V
			*5.351942	52.27	RMS	34.5	-37.21	1.57	51.13	54	-2.87	-	-	308	142	V
			*5.353552	67.31	Pk	34.5	-37.2	0	64.61	-	-	74	-9.39	308	142	V
VHT160	5250 (Upper)	6	* 5.35	62.48	Pk	34.4	-37.5	0	59.38	-	-	74	-14.62	159	150	H
			* 5.385915	67.1	Pk	34.5	-37.4	0	64.2	-	-	74	-9.8	159	150	H
			* 5.35	50.37	RMS	34.4	-37.5	1.6	48.87	54	-5.13	-	-	159	150	H
			* 5.385541	53.37	RMS	34.5	-37.4	1.6	52.07	54	-1.93	-	-	159	150	H
			* 5.35	59.89	Pk	34.4	-37.5	0	56.79	-	-	74	-17.21	123	194	V
			* 5.379755	63.51	Pk	34.5	-37.4	0	60.61	-	-	74	-13.39	123	194	V
			* 5.35	47.57	RMS	34.4	-37.5	1.6	46.07	54	-7.93	-	-	123	194	V
			* 5.381271	50.65	RMS	34.5	-37.4	1.6	49.35	54	-4.65	-	-	123	194	V
		5	* 5.35	61.84	Pk	34.6	-37.93	0	58.51	-	-	74	-15.49	94	285	H
			* 5.385285	65.98	Pk	34.6	-37.83	0	62.75	-	-	74	-11.25	94	285	H
			* 5.35	49.82	RMS	34.6	-37.93	1.6	48.09	54	-5.91	-	-	94	285	H
			* 5.384608	51.72	RMS	34.6	-37.83	1.6	50.09	54	-3.91	-	-	94	285	H
			* 5.35	60.53	Pk	34.6	-37.93	0	57.2	-	-	74	-16.8	115	114	V
			* 5.386008	66.95	Pk	34.6	-37.83	0	63.72	-	-	74	-10.28	115	114	V
			* 5.35	48.97	RMS	34.6	-37.93	1.6	47.24	54	-6.76	-	-	115	114	V
			* 5.385961	52.39	RMS	34.6	-37.83	1.6	50.76	54	-3.24	-	-	115	114	V

* - indicates frequency in CFR47 Pt 15 / IC RSS-Restricted Band
Pk - Peak detector
RMS - RMS detection

UL LLC.
47173 Benicia Street, Fremont, CA 94538; USA. TEL:(510) 319-4000 FAX:(510) 661-0888
This report shall not be reproduced except in full, without the written approval of UL LLC.

BANDEDGE (HIGH CHANNEL / 5320MHz)

HORIZONTAL RESULT

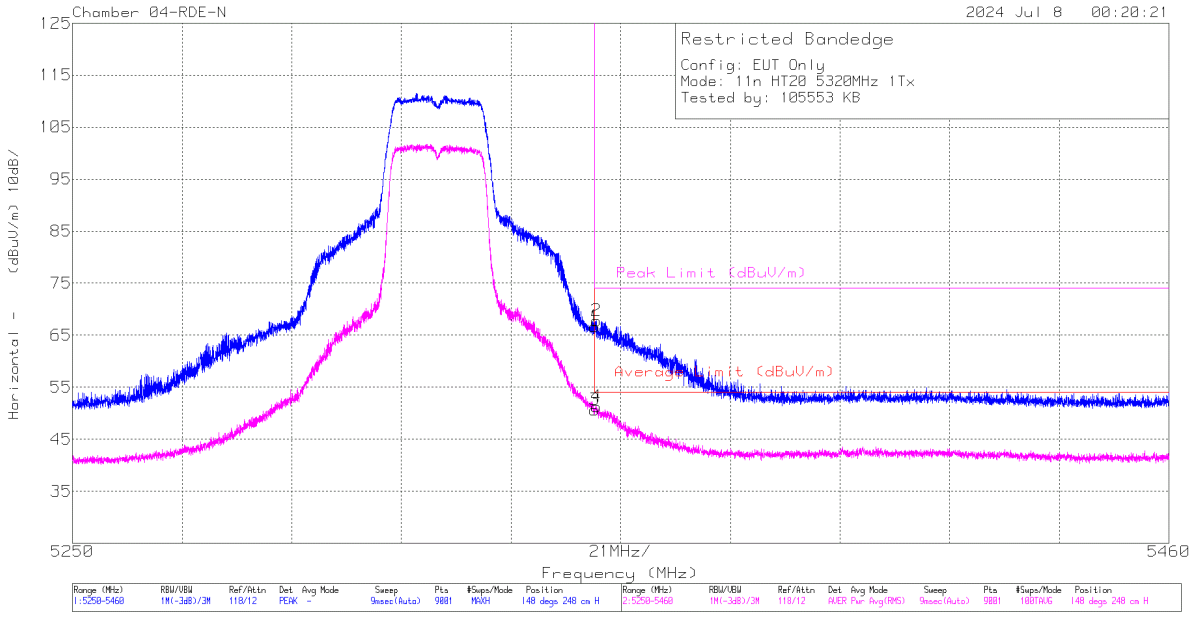

Marker	Frequency (GHz)	Meter Reading (dBuV)	Det	223083 ACF (dB/m)	DCCF (dB)	Gain/Loss (dB)	Corrected Reading (dBuV/m)	Average Limit (dBuV/m)	Margin (dB)	Peak Limit (dBuV/m)	PK Margin (dB)	Azimuth (Degs)	Height (cm)	Polarity
1	5.35	56.62	Pk	34.5	0	-24.46	66.66	-	-	74	-7.34	148	248	H
3	5.35	40.25	RMS	34.5	.74	-24.46	51.03	54	-2.97	-	-	148	248	H
2	5.350309	57.75	Pk	34.5	0	-24.44	67.81	-	-	74	-6.19	148	248	H
4	5.350332	40.87	RMS	34.5	.74	-24.44	51.67	54	-2.33	-	-	148	248	H

* - indicates frequency in CFR47 Pt 15 / IC RSS-Restricted Band
Pk - Peak detector
RMS - RMS detection

UL LLC.
47173 Benicia Street, Fremont, CA 94538; USA. TEL:(510) 319-4000 FAX:(510) 661-0888
This report shall not be reproduced except in full, without the written approval of UL LLC.

BANDEDGE (HIGH CHANNEL / 5320MHz)

VERTICAL RESULT

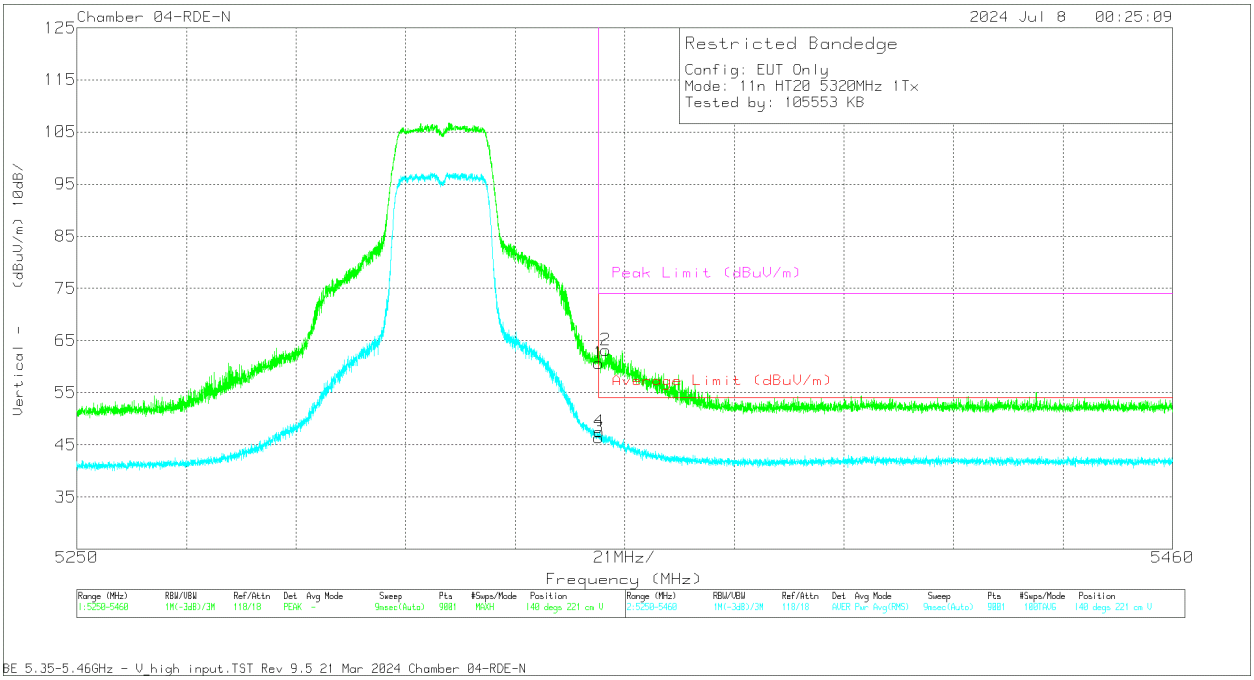

Marker	Frequency (GHz)	Meter Reading (dBuV)	Det	223083 ACF (dB/m)	DCCF (dB)	Gain/Loss (dB)	Corrected Reading (dBuV/m)	Average Limit (dBuV/m)	Margin (dB)	Peak Limit (dBuV/m)	PK Margin (dB)	Azimuth (Degs)	Height (cm)	Polarity
1	5.35	50.58	Pk	34.5	0	-24.46	60.62	-	-	74	-13.38	140	221	V
3	5.35	36.01	RMS	34.5	.74	-24.46	46.79	54	-7.21	-	-	140	221	V
4	5.350122	37.07	RMS	34.5	.74	-24.45	47.86	54	-6.14	-	-	140	221	V
2	5.351335	53.04	Pk	34.5	0	-24.4	63.14	-	-	74	-10.86	140	221	V

* - indicates frequency in CFR47 Pt 15 / IC RSS-Restricted Band
Pk - Peak detector
RMS - RMS detection

UL LLC.
47173 Benicia Street, Fremont, CA 94538; USA. TEL:(510) 319-4000 FAX:(510) 661-0888
This report shall not be reproduced except in full, without the written approval of UL LLC.

1.1.10. 802.11n/ac MIMO MODE IN UNII-2A BAND – BANDEDGE

UNII-2a (MIMO CDD)	Channel Frequency (MHz)	Ant. #	Frequency (GHz)	Meter Reading (dBuV)	Det	AF (dB/m)	Amp/Cbl/Fltr/Pad (dB)	DCCF (dB)	Corrected Reading (dBuV/m)	Avg Limit (dBuV/m)	Avg Margin (dB)	Pk Limit (dBuV/m)	Pk Margin (dB)	Azimuth (Degs)	Height (cm)	Polarity
HT20	5320	6 + 5	* 5.35	68.56	Pk	34.6	-37.93	0	65.23	-	-	74	-8.77	181	157	H
			* 5.351592	70.06	Pk	34.6	-37.87	0	66.79	-	-	74	-7.21	181	157	H
			* 5.35	54.03	RMS	34.6	-37.93	0.74	51.44	54	-2.56	-	-	181	157	H
			* 5.350005	54.09	RMS	34.6	-37.93	0.74	51.5	54	-2.5	-	-	181	157	H
			* 5.35	62.02	Pk	34.6	-37.93	0	58.69	-	-	74	-15.31	159	118	V
			* 5.354345	63.01	Pk	34.6	-37.76	0	59.85	-	-	74	-14.15	159	118	V
			* 5.35	48.58	RMS	34.6	-37.93	0.74	45.99	54	-8.01	-	-	159	118	V
			* 5.351382	49.28	RMS	34.6	-37.88	0.74	46.74	54	-7.26	-	-	159	118	V
HT40	5310	6 + 5	* 5.35	70.87	Pk	34.6	-37.93	0	67.54	-	-	74	-6.46	179	138	H
			* 5.350612	71.84	Pk	34.6	-37.91	0	68.53	-	-	74	-5.47	179	138	H
			* 5.35	52.52	RMS	34.6	-37.93	0.93	50.12	54	-3.88	-	-	179	138	H
			* 5.350192	53.17	RMS	34.6	-37.92	0.93	50.78	54	-3.22	-	-	179	138	H
			* 5.35	65.04	Pk	34.6	-37.93	0	61.71	-	-	74	-12.29	116	276	V
			* 5.351685	68.26	Pk	34.6	-37.87	0	64.99	-	-	74	-9.01	116	276	V
			* 5.35	49.52	RMS	34.6	-37.93	0.93	47.12	54	-6.88	-	-	116	276	V
			* 5.350309	50.59	RMS	34.6	-37.92	0.93	48.2	54	-5.8	-	-	116	276	V
VHT80	5290	6 + 5	*5.35	55.4	Pk	34.5	-24.46	0	65.44	-	-	74	-8.56	245	139	H
			*5.35	37.93	RMS	34.5	-24.46	1.57	49.54	54	-4.46	-	-	245	139	H
			*5.353179	40.14	RMS	34.5	-24.41	1.57	51.8	54	-2.2	-	-	245	139	H
			*5.353715	57.55	Pk	34.5	-24.4	0	67.65	-	-	74	-6.35	245	139	H
			*5.35	49.51	Pk	34.5	-24.46	0	59.55	-	-	74	-14.45	163	305	V
			*5.35	34.06	RMS	34.5	-24.46	1.57	45.67	54	-8.33	-	-	163	305	V
			*5.351872	36.01	RMS	34.5	-24.4	1.57	47.68	54	-6.32	-	-	163	305	V
			*5.354322	51.61	Pk	34.5	-24.4	0	61.71	-	-	74	-12.29	163	305	V
VHT160	5250 (Upper)	6 + 5	* 5.35	60.63	Pk	34.4	-37.5	0	57.53	-	-	74	-16.47	168	182	H
			* 5.384561	67.42	Pk	34.5	-37.4	0	64.52	-	-	74	-9.48	168	182	H
			* 5.35	49.25	RMS	34.4	-37.5	1.6	47.75	54	-6.25	-	-	168	182	H
			* 5.383581	52.89	RMS	34.5	-37.4	1.6	51.59	54	-2.41	-	-	168	182	H
			* 5.35	58.87	Pk	34.4	-37.5	0	55.77	-	-	74	-18.23	135	171	V
			* 5.384818	62.99	Pk	34.5	-37.4	0	60.09	-	-	74	-13.91	135	171	V
			* 5.35	47.8	RMS	34.4	-37.5	1.6	46.3	54	-7.7	-	-	135	171	V
			* 5.387408	49.74	RMS	34.5	-37.4	1.6	48.44	54	-5.56	-	-	135	171	V

* - indicates frequency in CFR47 Pt 15 / IC RSS-Restricted Band
Pk - Peak detector
RMS - RMS detection

UL LLC.
47173 Benicia Street, Fremont, CA 94538; USA. TEL:(510) 319-4000 FAX:(510) 661-0888
This report shall not be reproduced except in full, without the written approval of UL LLC.

BANDEDGE (HIGH CHANNEL / 5320MHz)

HORIZONTAL RESULT

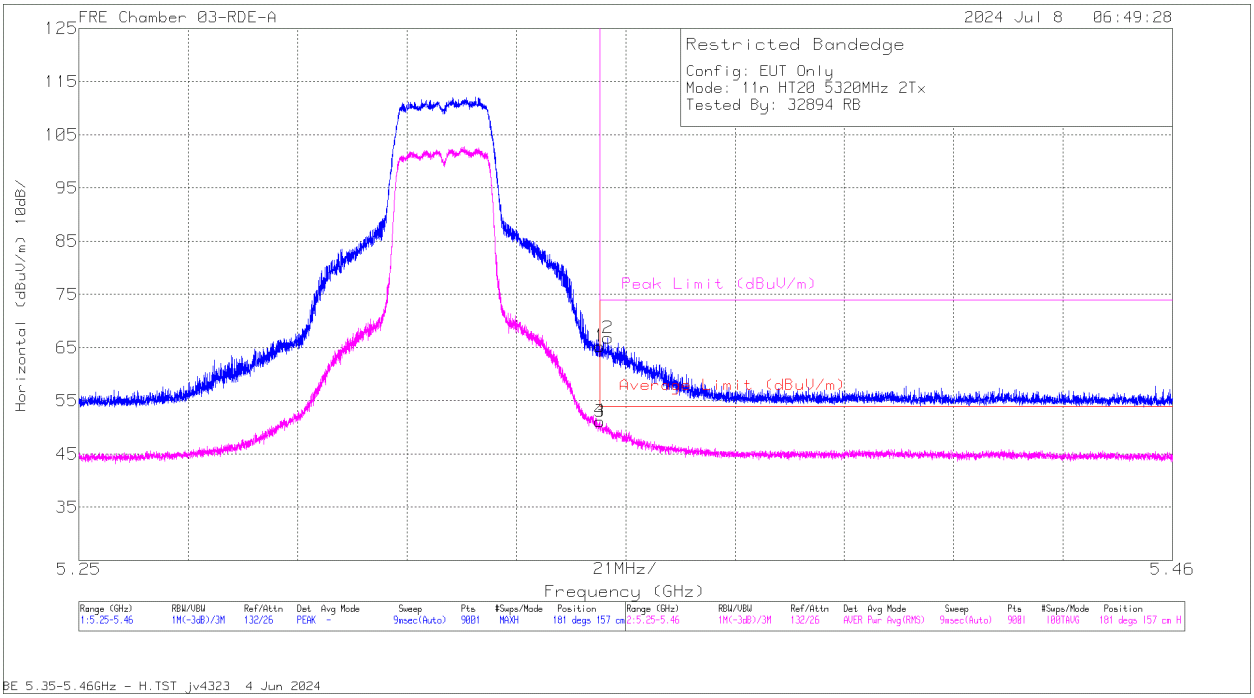

Marker	Frequency (GHz)	Meter Reading (dBuV)	Det	226673 ACF (dB/m)	DCCF (dB)	Gain/Loss (dB)	Corrected Reading (dBuV/m)	Average Limit (dBuV/m)	Margin (dB)	Peak Limit (dBuV/m)	PK Margin (dB)	Azimuth (Degs)	Height (cm)	Polarity
1	* 5.35	68.56	Pk	34.6	0	-37.93	65.23	-	-	74	-8.77	181	157	H
2	* 5.351592	70.06	Pk	34.6	0	-37.87	66.79	-	-	74	-7.21	181	157	H
3	* 5.35	54.03	RMS	34.6	.74	-37.93	51.44	54	-2.56	-	-	181	157	H
4	* 5.350005	54.09	RMS	34.6	.74	-37.93	51.5	54	-2.5	-	-	181	157	H

* - indicates frequency in CFR47 Pt 15 / IC RSS-Restricted Band
Pk - Peak detector
RMS - RMS detection

UL LLC.
47173 Benicia Street, Fremont, CA 94538; USA. TEL:(510) 319-4000 FAX:(510) 661-0888
This report shall not be reproduced except in full, without the written approval of UL LLC.

BANDEDGE (HIGH CHANNEL / 5320MHz)

VERTICAL RESULT

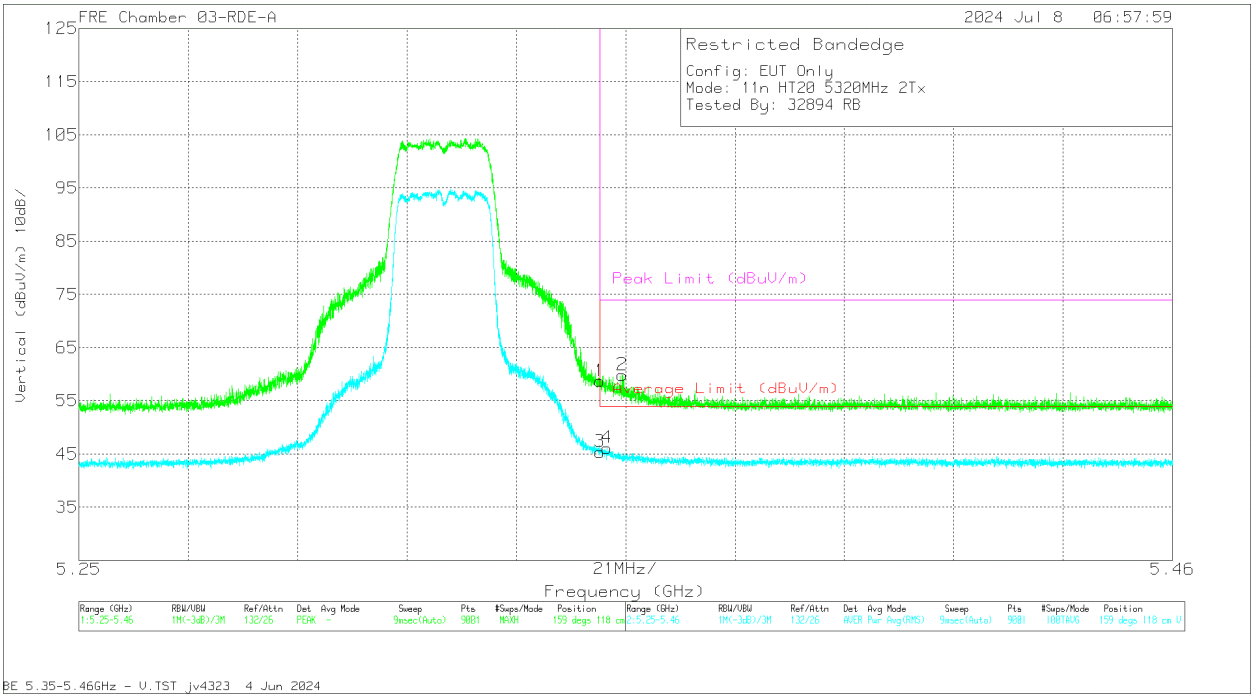

Marker	Frequency (GHz)	Meter Reading (dBuV)	Det	226673 ACF (dB/m)	DCCF (dB)	Gain/Loss (dB)	Corrected Reading (dBuV/m)	Average Limit (dBuV/m)	Margin (dB)	Peak Limit (dBuV/m)	PK Margin (dB)	Azimuth (Degs)	Height (cm)	Polarity
1	* 5.35	62.02	Pk	34.6	0	-37.93	58.69	-	-	74	-15.31	159	118	V
2	* 5.354345	63.01	Pk	34.6	0	-37.76	59.85	-	-	74	-14.15	159	118	V
3	* 5.35	48.58	RMS	34.6	.74	-37.93	45.99	54	-8.01	-	-	159	118	V
4	* 5.351382	49.28	RMS	34.6	.74	-37.88	46.74	54	-7.26	-	-	159	118	V

* - indicates frequency in CFR47 Pt 15 / IC RSS-Restricted Band
Pk - Peak detector
RMS - RMS detection

UL LLC.
47173 Benicia Street, Fremont, CA 94538; USA. TEL:(510) 319-4000 FAX:(510) 661-0888
This report shall not be reproduced except in full, without the written approval of UL LLC.

1.1.11. 802.11be SISO SU MODE IN UNII-2A BAND – BANDEDGE

UNII-2a (SISO)	Channel Frequency (MHz)	Ant. #	Frequency (GHz)	Meter Reading (dBuV)	Det	AF (dB/m)	Amp/Cbl/Fltr/Pad (dB)	DCCF (dB)	Corrected Reading (dBuV/m)	Avg Limit (dBuV/m)	Avg Margin (dB)	Pk Limit (dBuV/m)	Pk Margin (dB)	Azimuth (Degs)	Height (cm)	Polarity
EHT20 (SU Mode)	5320	6	* 5.35	69.93	Pk	34.6	-37.93	0	66.6	-	-	74	-7.4	277	132	H
			* 5.351359	71.05	Pk	34.6	-37.88	0	67.77	-	-	74	-6.23	277	132	H
			* 5.35	52.98	RMS	34.6	-37.93	0.53	50.18	54	-3.82	-	-	277	132	H
			* 5.350192	53.91	RMS	34.6	-37.92	0.53	51.12	54	-2.88	-	-	277	132	H
			* 5.35	65.78	Pk	34.6	-37.93	0	62.45	-	-	74	-11.55	205	266	V
			* 5.350309	66.27	Pk	34.6	-37.92	0	62.95	-	-	74	-11.05	205	266	V
			* 5.35	50.4	RMS	34.6	-37.93	0.53	47.6	54	-6.4	-	-	205	266	V
			* 5.350075	51	RMS	34.6	-37.93	0.53	48.2	54	-5.8	-	-	205	266	V
		5	*5.35	57.04	Pk	34.2	-36.54	0	54.7	-	-	74	-19.3	273	290	H
			*5.35	46.52	RMS	34.2	-36.54	0.53	44.71	54	-9.29	-	-	273	290	H
			*5.351545	60.12	Pk	34.2	-36.59	0	57.73	-	-	74	-16.27	273	290	H
			*5.352619	47.38	RMS	34.2	-36.59	0.53	45.52	54	-8.48	-	-	273	290	H
			*5.35	57.37	Pk	34.2	-36.54	0	55.03	-	-	74	-18.97	294	283	V
			*5.35	46.61	RMS	34.2	-36.54	0.53	44.8	54	-9.2	-	-	294	283	V
			*5.387898	46.89	RMS	34.3	-36.4	0.53	45.32	54	-8.68	-	-	294	283	V
			*5.437784	58.85	Pk	34.4	-36.41	0	56.84	-	-	74	-17.16	294	283	V
EHT40 (SU Mode)	5310	6	* 5.35	73.38	Pk	34.4	-40	0	67.78	-	-	74	-6.22	203	119	H
			* 5.350075	73.62	Pk	34.4	-40	0	68.02	-	-	74	-5.98	203	119	H
			* 5.35	52.77	RMS	34.4	-40	0.56	47.73	54	-6.27	-	-	203	119	H
			* 5.350425	56.1	RMS	34.4	-40	0.56	51.06	54	-2.94	-	-	203	119	H
			* 5.35	70.34	Pk	34.4	-40	0	64.74	-	-	74	-9.26	120	230	V
			* 5.350029	71.13	Pk	34.4	-40	0	65.53	-	-	74	-8.47	120	230	V
			* 5.35	51.42	RMS	34.4	-40	0.56	46.38	54	-7.62	-	-	120	230	V
			* 5.351405	53.29	RMS	34.4	-40	0.56	48.25	54	-5.75	-	-	120	230	V
		5	*5.35	68.63	Pk	34.9	-39.21	0	64.32	-	-	74	-9.68	70	151	H
			*5.35	51.98	RMS	34.9	-39.21	0.56	48.23	54	-5.77	-	-	70	151	H
			*5.350075	68.91	Pk	34.9	-39.21	0	64.6	-	-	74	-9.4	70	151	H
			*5.350215	52.92	RMS	34.9	-39.22	0.56	49.16	54	-4.84	-	-	70	151	H
			*5.35	66.24	Pk	34.9	-39.21	0	61.93	-	-	74	-12.07	271	157	V
			*5.35	49.95	RMS	34.9	-39.21	0.56	46.2	54	-7.8	-	-	271	157	V
			*5.350215	66.82	Pk	34.9	-39.22	0	62.5	-	-	74	-11.5	271	157	V
			*5.350309	50.99	RMS	34.9	-39.22	0.56	47.23	54	-6.77	-	-	271	157	V
EHT80 (SU Mode)	5290	6	* 5.35	70.65	Pk	34.4	-40	0	65.05	-	-	74	-8.95	14	156	H
			* 5.357192	73.71	Pk	34.4	-40	0	68.11	-	-	74	-5.89	14	156	H
			* 5.35	55.15	RMS	34.4	-40	0.58	50.13	54	-3.87	-	-	14	156	H
			* 5.377025	56.42	RMS	34.4	-39.9	0.58	51.5	54	-2.5	-	-	14	156	H
			* 5.35	66.91	Pk	34.4	-40	0	61.31	-	-	74	-12.69	314	273	V
			* 5.357542	69.95	Pk	34.4	-40	0	64.35	-	-	74	-9.65	314	273	V
			* 5.35	50.93	RMS	34.4	-40	0.58	45.91	54	-8.09	-	-	314	273	V
			* 5.367388	52.96	RMS	34.4	-39.9	0.58	48.04	54	-5.96	-	-	314	273	V
		5	* 5.35	59.71	Pk	34.6	-37.93	0	56.38	-	-	74	-17.62	107	142	H
			* 5.365568	61.22	Pk	34.6	-37.82	0	58	-	-	74	-16	107	142	H
			* 5.35	48.67	RMS	34.6	-37.93	0.58	45.92	54	-8.08	-	-	107	142	H
			* 5.355932	49.19	RMS	34.6	-37.76	0.58	46.61	54	-7.39	-	-	107	142	H
			* 5.35	58.74	Pk	34.6	-37.93	0	55.41	-	-	74	-18.59	115	142	V
			* 5.352082	60.15	Pk	34.6	-37.85	0	56.9	-	-	74	-17.1	115	142	V
			* 5.35	47.7	RMS	34.6	-37.93	0.58	44.95	54	-9.05	-	-	115	142	V
			* 5.353039	48.37	RMS	34.6	-37.8	0.58	45.75	54	-8.25	-	-	115	142	V
EHT160 (SU Mode)	5250 (Upper)	6	* 5.15	43.21	Pk	34.2	-17.2	0	60.21	-	-	74	-13.79	147	122	H
			* 5.146925	45.88	Pk	34.2	-17.1	0	62.98	-	-	74	-11.02	147	122	H
			* 5.15	30.66	RMS	34.2	-17.2	0.58	48.24	54	-5.76	-	-	147	122	H
			* 5.137205	32.81	RMS	34.2	-17.2	0.58	50.39	54	-3.61	-	-	147	122	H
			* 5.15	41.23	Pk	34.2	-17.2	0	58.23	-	-	74	-15.77	67	169	V
			* 5.147175	43.81	Pk	34.2	-17.1	0	60.91	-	-	74	-13.09	67	169	V
			* 5.15	29.31	RMS	34.2	-17.2	0.58	46.89	54	-7.11	-	-	67	169	V
			* 5.093825	30.72	RMS	34.1	-16.8	0.58	48.6	54	-5.4	-	-	67	169	V
		5	* 5.35	62.67	Pk	34.6	-37.93	0	59.34	-	-	74	-14.66	23	148	H
			* 5.386708	68.74	Pk	34.6	-37.82	0	65.52	-	-	74	-8.48	23	148	H
			* 5.35	49.7	RMS	34.6	-37.93	0.58	46.92	54	-7.08	-	-	23	148	H
			* 5.387198	53.83	RMS	34.6	-37.82	0.58	51.16	54	-2.84	-	-	23	148	H
			* 5.35	60.4	Pk	34.6	-37.93	0	57.07	-	-	74	-16.93	117	165	V
			* 5.377468	64.27	Pk	34.6	-37.9	0	60.97	-	-	74	-13.03	117	165	V
			* 5.35	47.5	RMS	34.6	-37.93	0.58	44.72	54	-9.28	-	-	117	165	V
			* 5.375135	50.1	RMS	34.6	-37.85	0.58	47.4	54	-6.6	-	-	117	165	V

* - indicates frequency in CFR47 Pt 15 / IC RSS-Restricted Band
Pk - Peak detector
RMS - RMS detection

UL LLC.
47173 Benicia Street, Fremont, CA 94538; USA. TEL:(510) 319-4000 FAX:(510) 661-0888
This report shall not be reproduced except in full, without the written approval of UL LLC.

BANDEDGE (HIGH CHANNEL / 5320MHz), SU MODE

HORIZONTAL RESULT

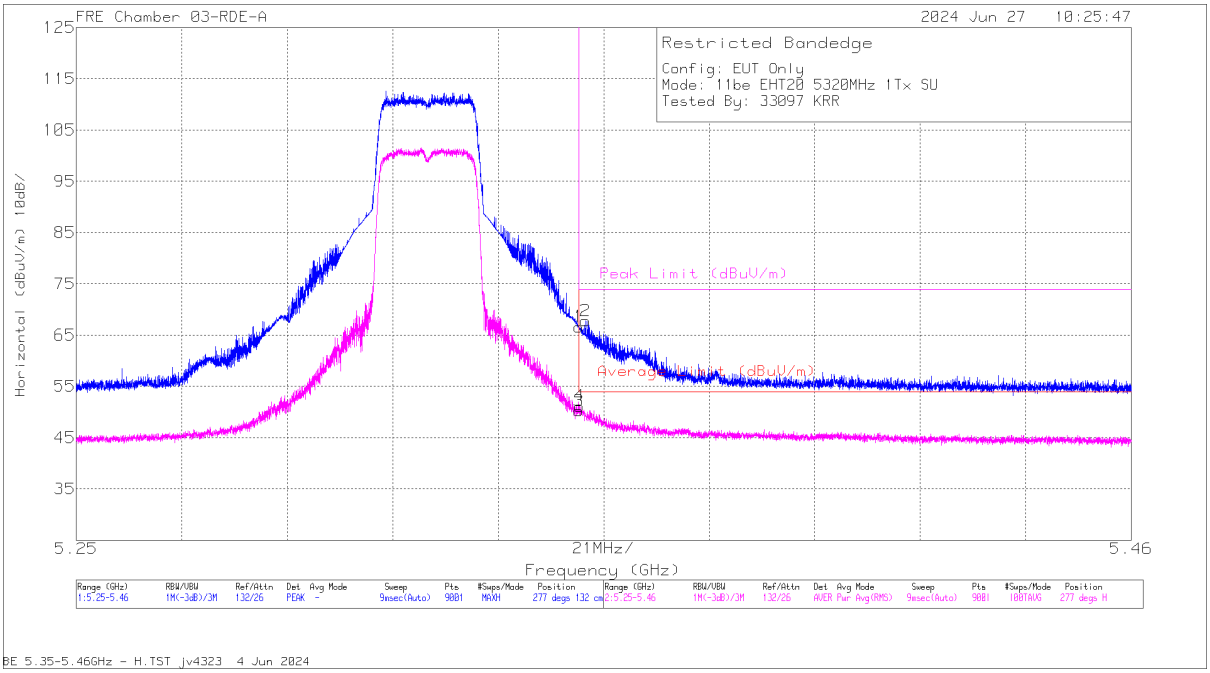

Marker	Frequency (GHz)	Meter Reading (dBuV)	Det	226673 ACF (dB/m)	DCCF (dB)	Gain/Loss (dB)	Corrected Reading (dBuV/m)	Average Limit (dBuV/m)	Margin (dB)	Peak Limit (dBuV/m)	PK Margin (dB)	Azimuth (Degs)	Height (cm)	Polarity
1	* 5.35	69.93	Pk	34.6	0	-37.93	66.6	-	-	74	-7.4	277	132	H
2	* 5.351359	71.05	Pk	34.6	0	-37.88	67.77	-	-	74	-6.23	277	132	H
3	* 5.35	52.98	RMS	34.6	.53	-37.93	50.18	54	-3.82	-	-	277	132	H
4	* 5.350192	53.91	RMS	34.6	.53	-37.92	51.12	54	-2.88	-	-	277	132	H

* - indicates frequency in CFR47 Pt 15 / IC RSS-Restricted Band
Pk - Peak detector
RMS - RMS detection

UL LLC.
47173 Benicia Street, Fremont, CA 94538; USA. TEL:(510) 319-4000 FAX:(510) 661-0888
This report shall not be reproduced except in full, without the written approval of UL LLC.

BANDEDGE (HIGH CHANNEL / 5320MHz), SU MODE

VERTICAL RESULT

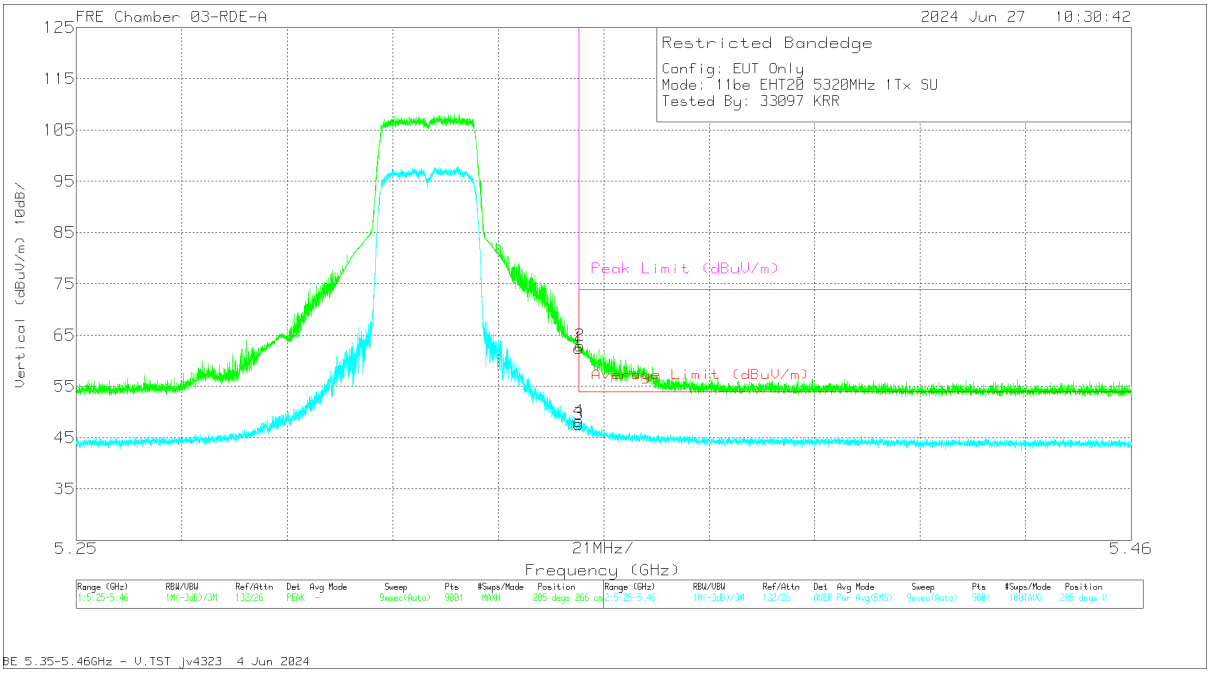

Marker	Frequency (GHz)	Meter Reading (dBuV)	Det	226673 ACF (dB/m)	DCCF (dB)	Gain/Loss (dB)	Corrected Reading (dBuV/m)	Average Limit (dBuV/m)	Margin (dB)	Peak Limit (dBuV/m)	PK Margin (dB)	Azimuth (Degs)	Height (cm)	Polarity
1	* 5.35	65.78	Pk	34.6	0	-37.93	62.45	-	-	74	-11.55	205	266	V
2	* 5.350309	66.27	Pk	34.6	0	-37.92	62.95	-	-	74	-11.05	205	266	V
3	* 5.35	50.4	RMS	34.6	.53	-37.93	47.6	54	-6.4	-	-	205	266	V
4	* 5.350075	51	RMS	34.6	.53	-37.93	48.2	54	-5.8	-	-	205	266	V

* - indicates frequency in CFR47 Pt 15 / IC RSS-Restricted Band
Pk - Peak detector
RMS - RMS detection

UL LLC.
47173 Benicia Street, Fremont, CA 94538; USA. TEL:(510) 319-4000 FAX:(510) 661-0888
This report shall not be reproduced except in full, without the written approval of UL LLC.

1.1.12. 802.11be SISO PARTIAL RU MODE IN UNII-2A BAND – BANDEDGE

UNII-2a (SISO)	Channel Frequency (MHz)	Ant. #	Frequency (GHz)	Meter Reading (dBuV)	Det	AF (dB/m)	Amp/Cbl/Fltr/Pad (dB)	DCCF (dB)	Corrected Reading (dBuV/m)	Avg Limit (dBuV/m)	Avg Margin (dB)	Pk Limit (dBuV/m)	Pk Margin (dB)	Azimuth (Degs)	Height (cm)	Polarity
EHT20 (RU 106 / Index 54)	5320	6	* 5.35	66.61	Pk	34.4	-37.5	0	63.51	-	-	74	-10.49	173	190	H
			* 5.350099	70.12	Pk	34.4	-37.5	0	67.02	-	-	74	-6.98	173	190	H
			* 5.35	50.54	RMS	34.4	-37.5	0.33	47.77	54	-6.23	-	-	173	190	H
			* 5.351709	52.32	RMS	34.4	-37.5	0.33	49.55	54	-4.45	-	-	173	190	H
			* 5.35	67.87	Pk	34.4	-37.5	0	64.77	-	-	74	-9.23	97	223	V
			* 5.350005	67.83	Pk	34.4	-37.5	0	64.73	-	-	74	-9.27	97	223	V
			* 5.35	50.68	RMS	34.4	-37.5	0.33	47.91	54	-6.09	-	-	97	223	V
			* 5.350099	51.24	RMS	34.4	-37.5	0.33	48.47	54	-5.53	-	-	97	223	V
		5	* 5.35	58.16	Pk	34.4	-37.5	0	55.06	-	-	74	-18.94	96	331	H
			* 5.397581	59.37	Pk	34.5	-37.3	0	56.57	-	-	74	-17.43	96	331	H
			* 5.35	46.26	RMS	34.4	-37.5	0.33	43.49	54	-10.51	-	-	96	331	H
			* 5.422034	47.38	RMS	34.5	-37.3	0.33	44.91	54	-9.09	-	-	96	331	H
			* 5.35	57.95	Pk	34.4	-37.5	0	54.85	-	-	74	-19.15	172	114	V
			* 5.400125	59.62	Pk	34.5	-37.3	0	56.82	-	-	74	-17.18	172	114	V
			* 5.35	47.09	RMS	34.4	-37.5	0.33	44.32	54	-9.68	-	-	172	114	V
			* 5.418931	47.77	RMS	34.5	-37.3	0.33	45.3	54	-8.7	-	-	172	114	V
EHT40	5310 (RU 242 / Index 62)	6	* 5.35	67	Pk	34.6	-37.93	0	63.67	-	-	74	-10.33	284	148	H
			* 5.351452	71.92	Pk	34.6	-37.88	0	68.64	-	-	74	-5.36	284	148	H
			* 5.35	53.33	RMS	34.6	-37.93	0.36	50.36	54	-3.64	-	-	284	148	H
			* 5.350262	53.77	RMS	34.6	-37.92	0.36	50.81	54	-3.19	-	-	284	148	H
			* 5.35	66.55	Pk	34.6	-37.93	0	63.22	-	-	74	-10.78	221	166	V
			* 5.350869	69.79	Pk	34.6	-37.9	0	66.49	-	-	74	-7.51	221	166	V
			* 5.35	51.38	RMS	34.6	-37.93	0.36	48.41	54	-5.59	-	-	221	166	V
			* 5.350075	52.07	RMS	34.6	-37.93	0.36	49.1	54	-4.9	-	-	221	166	V
	5310 (RU 52 / Index 44)		* 5.35	67.97	Pk	34.4	-37.5	0	64.87	-	-	74	-9.13	190	150	H
			* 5.351172	72.57	Pk	34.4	-37.5	0	69.47	-	-	74	-4.53	190	150	H
			* 5.35	47.51	RMS	34.4	-37.5	0.55	44.93	54	-9.07	-	-	190	150	H
			* 5.352502	49.2	RMS	34.4	-37.5	0.55	46.62	54	-7.38	-	-	190	150	H
			* 5.35	67.64	Pk	34.4	-37.5	0	64.54	-	-	74	-9.46	116	227	V
			* 5.350332	69.8	Pk	34.4	-37.5	0	66.7	-	-	74	-7.3	116	227	V
			* 5.35	47.4	RMS	34.4	-37.5	0.55	44.82	54	-9.18	-	-	116	227	V
			* 5.351195	48.19	RMS	34.4	-37.5	0.55	45.61	54	-8.39	-	-	116	227	V
	5310 (RU 242 / Index 62)	5	* 5.35	57.82	Pk	34.5	-37.68	0	54.64	-	-	74	-19.36	122	111	H
			* 5.406681	59.34	Pk	34.5	-37.53	0	56.31	-	-	74	-17.69	122	111	H
			* 5.35	46.31	RMS	34.5	-37.68	0.36	43.49	54	-10.51	-	-	122	111	H
			* 5.356982	46.95	RMS	34.5	-37.66	0.36	44.15	54	-9.85	-	-	122	111	H
			* 5.35	56.79	Pk	34.5	-37.68	0	53.61	-	-	74	-20.39	326	161	V
			* 5.353622	59.18	Pk	34.5	-37.67	0	56.01	-	-	74	-17.99	326	161	V
			* 5.35	46.06	RMS	34.5	-37.68	0.36	43.24	54	-10.76	-	-	326	161	V
			* 5.370725	47.01	RMS	34.5	-37.6	0.36	44.27	54	-9.73	-	-	326	161	V
	5310 (RU 52 / Index 44)		* 5.35	58.5	Pk	34.5	-37.68	0	55.32	-	-	74	-18.68	62	229	H
			* 5.35	45.66	RMS	34.5	-37.68	0.55	43.03	54	-10.97	-	-	62	229	H
			* 5.350192	59.73	Pk	34.5	-37.68	0	56.55	-	-	74	-17.45	62	229	H
			* 5.449544	46.91	RMS	34.4	-37.49	0.55	44.37	54	-9.63	-	-	62	229	H
			* 5.35	56.42	Pk	34.5	-37.68	0	53.24	-	-	74	-20.76	334	164	V
			* 5.459437	59.14	Pk	34.4	-37.47	0	56.07	-	-	74	-17.93	334	164	V
			* 5.35	46.24	RMS	34.5	-37.68	0.55	43.61	54	-10.39	-	-	334	164	V
			* 5.406634	46.75	RMS	34.5	-37.53	0.55	44.27	54	-9.73	-	-	334	164	V

* - indicates frequency in CFR47 Pt 15 / IC RSS-Restricted Band
Pk - Peak detector
RMS - RMS detection

UL LLC.
47173 Benicia Street, Fremont, CA 94538; USA. TEL:(510) 319-4000 FAX:(510) 661-0888
This report shall not be reproduced except in full, without the written approval of UL LLC.

UNII-2a (SISO)	Channel Frequency (MHz)	Ant. #	Frequency (GHz)	Meter Reading (dBuV)	Det	AF (dB/m)	Amp/Cbl/Fltr/Pad (dB)	DCCF (dB)	Corrected Reading (dBuV/m)	Avg Limit (dBuV/m)	Avg Margin (dB)	Pk Limit (dBuV/m)	Pk Margin (dB)	Azimuth (Degs)	Height (cm)	Polarity
EHT80 (RU 484 / Index 66)	5290	6	* 5.35	71.2	Pk	34.6	-37.93	0	67.87	-	-	74	-6.13	94	176	H
			* 5.353015	72.2	Pk	34.6	-37.8	0	69	-	-	74	-5	94	176	H
			* 5.35	51.71	RMS	34.6	-37.93	0.29	48.67	54	-5.33	-	-	94	176	H
			* 5.350425	54.16	RMS	34.6	-37.92	0.29	51.13	54	-2.87	-	-	94	176	H
			* 5.35	65.94	Pk	34.6	-37.93	0	62.61	-	-	74	-11.39	19	392	V
			* 5.353972	66.15	Pk	34.6	-37.76	0	62.99	-	-	74	-11.01	19	392	V
			* 5.35	49.66	RMS	34.6	-37.93	0.29	46.62	54	-7.38	-	-	19	392	V
			* 5.350005	49.9	RMS	34.6	-37.93	0.29	46.86	54	-7.14	-	-	19	392	V
		5	* 5.35	66.95	Pk	34.5	-37.68	0	63.77	-	-	74	-10.23	242	255	H
			* 5.351825	69.83	Pk	34.5	-37.69	0	66.64	-	-	74	-7.36	242	255	H
			* 5.35	52.62	RMS	34.5	-37.68	0.29	49.73	54	-4.27	-	-	242	255	H
			* 5.350005	52.71	RMS	34.5	-37.68	0.29	49.82	54	-4.18	-	-	242	255	H
			* 5.35	67.9	Pk	34.5	-37.68	0	64.72	-	-	74	-9.28	141	169	V
			* 5.35	51.29	RMS	34.5	-37.68	0.29	48.4	54	-5.6	-	-	141	169	V
			* 5.350915	69.7	Pk	34.5	-37.69	0	66.51	-	-	74	-7.49	141	169	V
			* 5.351195	52.27	RMS	34.5	-37.69	0.29	49.37	54	-4.63	-	-	141	169	V
EHT160 (RU 242 / Index S64)	5250 (Upper)	6	* 5.35	72.41	Pk	34.6	-37.93	0	69.08	-	-	74	-4.92	84	174	H
			* 5.350659	72.8	Pk	34.6	-37.91	0	69.49	-	-	74	-4.51	84	174	H
			* 5.35	47.85	RMS	34.6	-37.93	0.65	45.17	54	-8.83	-	-	84	174	H
			* 5.353785	52.26	RMS	34.6	-37.77	0.65	49.74	54	-4.26	-	-	84	174	H
			* 5.35	68.99	Pk	34.6	-37.93	0	65.66	-	-	74	-8.34	9	184	V
			* 5.350939	69.51	Pk	34.6	-37.9	0	66.21	-	-	74	-7.79	9	184	V
			* 5.35	47.37	RMS	34.6	-37.93	0.65	44.69	54	-9.31	-	-	9	184	V
			* 5.350449	49.55	RMS	34.6	-37.92	0.65	46.88	54	-7.12	-	-	9	184	V
		5	* 5.35	61.72	Pk	34.5	-37.68	0	58.54	-	-	74	-15.46	163	249	H
			* 5.351009	63.53	Pk	34.5	-37.69	0	60.34	-	-	74	-13.66	163	249	H
			* 5.35	46.46	RMS	34.5	-37.68	0.65	43.93	54	-10.07	-	-	163	249	H
			* 5.355255	47.28	RMS	34.5	-37.66	0.65	44.77	54	-9.23	-	-	163	249	H
			* 5.35	60.61	Pk	34.5	-37.68	0	57.43	-	-	74	-16.57	59	149	V
			* 5.352665	62.88	Pk	34.5	-37.68	0	59.7	-	-	74	-14.3	59	149	V
			* 5.35	47.05	RMS	34.5	-37.68	0.65	44.52	54	-9.48	-	-	59	149	V
			* 5.352362	47.26	RMS	34.5	-37.69	0.65	44.72	54	-9.28	-	-	59	149	V

* - indicates frequency in CFR47 Pt 15 / IC RSS-Restricted Band
Pk - Peak detector
RMS - RMS detection

UL LLC.
47173 Benicia Street, Fremont, CA 94538; USA. TEL:(510) 319-4000 FAX:(510) 661-0888
This report shall not be reproduced except in full, without the written approval of UL LLC.

BANDEDGE (HIGH CHANNEL / 5320MHz), PARTIAL RU106

HORIZONTAL RESULT

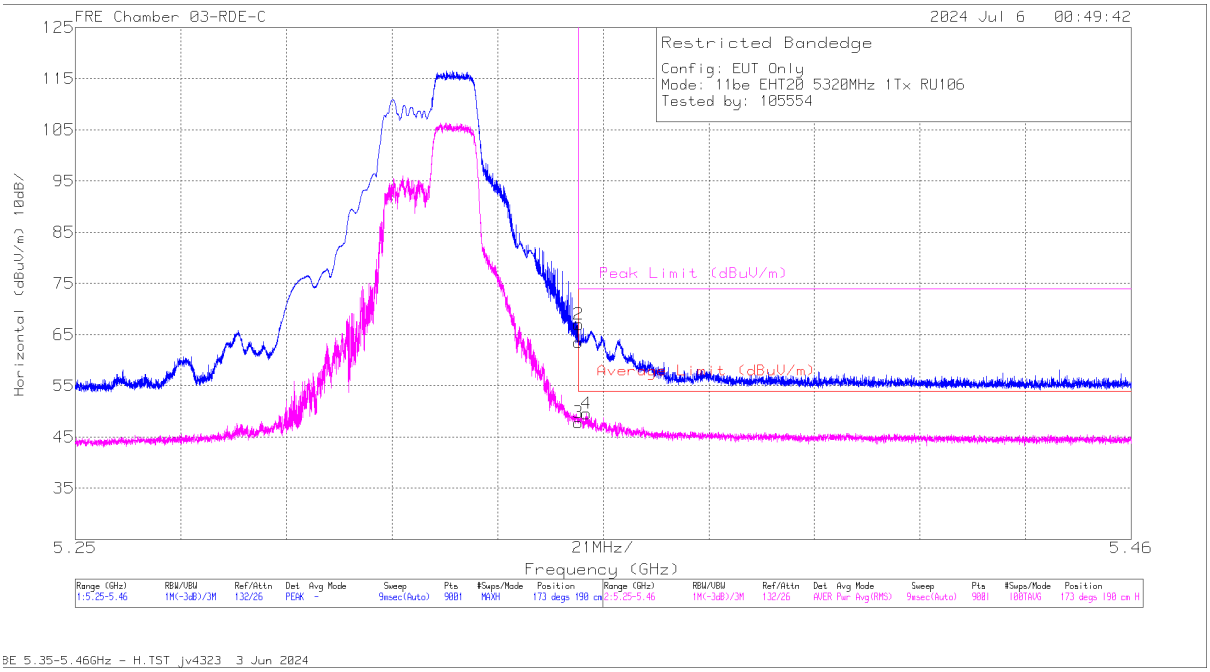

Marker	Frequency (GHz)	Meter Reading (dBuV)	Det	223084 ACF (dB/m)	DCCF (dB)	Gain/Loss (dB)	Corrected Reading (dBuV/m)	Average Limit (dBuV/m)	Margin (dB)	Peak Limit (dBuV/m)	PK Margin (dB)	Azimuth (Degs)	Height (cm)	Polarity
1	* 5.35	66.61	Pk	34.4	0	-37.5	63.51	-	-	74	-10.49	173	190	H
2	* 5.350099	70.12	Pk	34.4	0	-37.5	67.02	-	-	74	-6.98	173	190	H
3	* 5.35	50.54	RMS	34.4	.33	-37.5	47.77	54	-6.23	-	-	173	190	H
4	* 5.351709	52.32	RMS	34.4	.33	-37.5	49.55	54	-4.45	-	-	173	190	H

* - indicates frequency in CFR47 Pt 15 / IC RSS-Restricted Band
Pk - Peak detector
RMS - RMS detection

UL LLC.
47173 Benicia Street, Fremont, CA 94538; USA. TEL:(510) 319-4000 FAX:(510) 661-0888
This report shall not be reproduced except in full, without the written approval of UL LLC.

BANDEDGE (HIGH CHANNEL / 5320MHz), PARTIAL RU106

VERTICAL RESULT

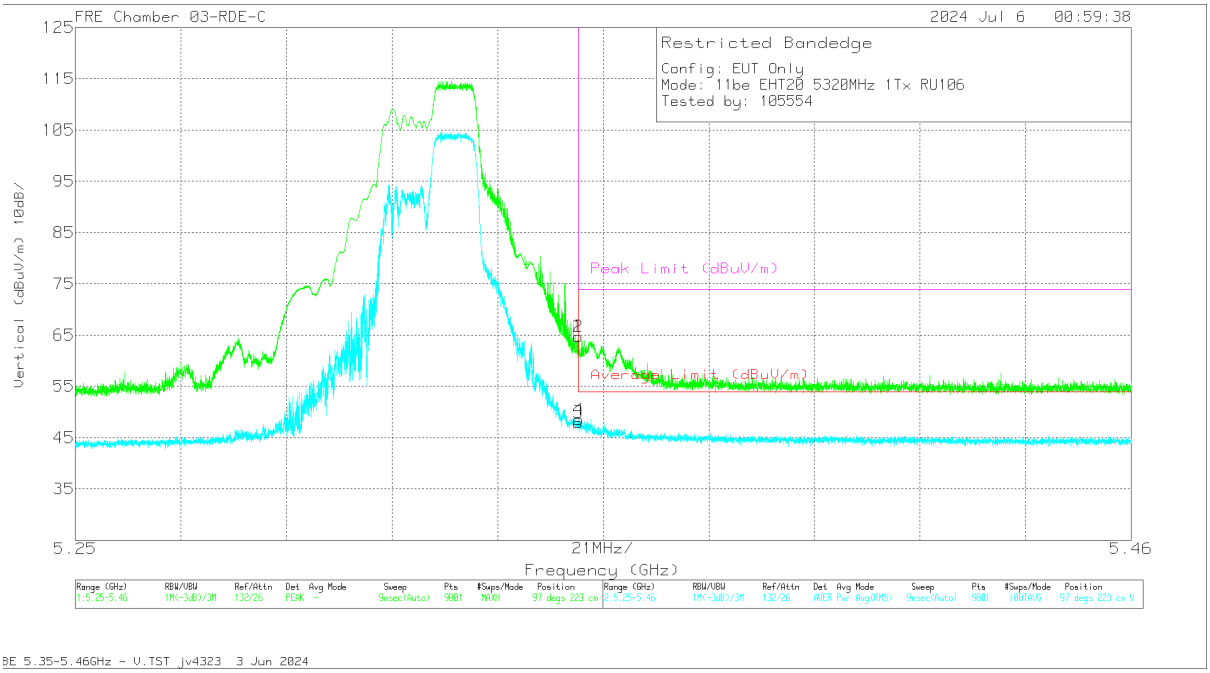

Marker	Frequency (GHz)	Meter Reading (dBuV)	Det	223084 ACF (dB/m)	DCCF (dB)	Gain/Loss (dB)	Corrected Reading (dBuV/m)	Average Limit (dBuV/m)	Margin (dB)	Peak Limit (dBuV/m)	PK Margin (dB)	Azimuth (Degs)	Height (cm)	Polarity
1	* 5.35	67.87	Pk	34.4	0	-37.5	64.77	-	-	74	-9.23	97	223	V
2	* 5.350005	67.83	Pk	34.4	0	-37.5	64.73	-	-	74	-9.27	97	223	V
3	* 5.35	50.68	RMS	34.4	.33	-37.5	47.91	54	-6.09	-	-	97	223	V
4	* 5.350099	51.24	RMS	34.4	.33	-37.5	48.47	54	-5.53	-	-	97	223	V

* - indicates frequency in CFR47 Pt 15 / IC RSS-Restricted Band
Pk - Peak detector
RMS - RMS detection

UL LLC.
47173 Benicia Street, Fremont, CA 94538; USA. TEL:(510) 319-4000 FAX:(510) 661-0888
This report shall not be reproduced except in full, without the written approval of UL LLC.

1.1.13. 802.11be MIMO SU MODE IN UNII-2A BAND – BANDEDGE

UNII-2a (MIMO CDD)	Channel Frequency (MHz)	Ant. #	Frequency (GHz)	Meter Reading (dBuV)	Det	AF (dB/m)	Amp/Cbl/Fltr/Pad (dB)	DCCF (dB)	Corrected Reading (dBuV/m)	Avg Limit (dBuV/m)	Avg Margin (dB)	Pk Limit (dBuV/m)	Pk Margin (dB)	Azimuth (Degs)	Height (cm)	Polarity
EHT20 (SU Mode)	5320	6 + 5	* 5.35	68.93	Pk	34.4	-37.5	0	65.83	-	-	74	-8.17	124	251	H
			* 5.350682	71.57	Pk	34.4	-37.5	0	68.47	-	-	74	-5.53	124	251	H
			* 5.35	52.23	RMS	34.4	-37.5	0.53	49.66	54	-4.34	-	-	124	251	H
			* 5.351265	53.4	RMS	34.4	-37.5	0.53	50.83	54	-3.17	-	-	124	251	H
			* 5.35	66.82	Pk	34.4	-37.5	0	63.72	-	-	74	-10.28	103	272	V
			* 5.351685	69.44	Pk	34.4	-37.5	0	66.34	-	-	74	-7.66	103	272	V
			* 5.35	51.3	RMS	34.4	-37.5	0.53	48.73	54	-5.27	-	-	103	272	V
			* 5.350845	53.16	RMS	34.4	-37.5	0.53	50.59	54	-3.41	-	-	103	272	V
EHT40 (SU Mode)	5310	6 + 5	5.35	58.28	Pk	34.5	-24.46	0	68.32	-	-	74	-5.68	54	140	H
			5.35	34.33	RMS	34.5	-24.46	0.56	44.93	54	-9.07	-	-	54	140	H
			5.350239	58.46	Pk	34.5	-24.45	0	68.51	-	-	74	-5.49	54	140	H
			5.350682	38.54	RMS	34.5	-24.42	0.56	49.18	54	-4.82	-	-	54	140	H
			5.35	53.86	Pk	34.5	-24.46	0	63.9	-	-	74	-10.1	2	219	V
			5.35	33.52	RMS	34.5	-24.46	0.56	44.12	54	-9.88	-	-	2	219	V
			5.350169	35.9	RMS	34.5	-24.45	0.56	46.51	54	-7.49	-	-	2	219	V
			5.350402	54.32	Pk	34.5	-24.44	0	64.38	-	-	74	-9.62	2	219	V
EHT80 (SU Mode)	5290	6 + 5	* 5.35	69.69	Pk	34.4	-40	0	64.09	-	-	74	-9.91	15	139	H
			* 5.350705	72.63	Pk	34.4	-40	0	67.03	-	-	74	-6.97	15	139	H
			* 5.35	54.46	RMS	34.4	-40	0.58	49.44	54	-4.56	-	-	15	139	H
			* 5.367015	56.18	RMS	34.4	-39.9	0.58	51.26	54	-2.74	-	-	15	139	H
			* 5.35	65.44	Pk	34.4	-40	0	59.84	-	-	74	-14.16	293	202	V
			* 5.351429	68.55	Pk	34.4	-40	0	62.95	-	-	74	-11.05	293	202	V
			* 5.35	50.39	RMS	34.4	-40	0.58	45.37	54	-8.63	-	-	293	202	V
			* 5.367132	52.79	RMS	34.4	-39.9	0.58	47.87	54	-6.13	-	-	293	202	V
EHT160 (SU Mode)	5250 (Upper)	6 + 5	* 5.35	65.65	Pk	34.4	-40	0	60.05	-	-	74	-13.95	183	143	H
			* 5.386731	71.03	Pk	34.4	-39.93	0	65.5	-	-	74	-8.5	183	143	H
			* 5.35	51.18	RMS	34.4	-40	0.58	46.16	54	-7.84	-	-	183	143	H
			* 5.378425	55.46	RMS	34.4	-39.9	0.58	50.54	54	-3.46	-	-	183	143	H
			* 5.35	59.9	Pk	34.4	-40	0	54.3	-	-	74	-19.7	117	221	V
			* 5.386661	66.71	Pk	34.4	-39.93	0	61.18	-	-	74	-12.82	117	221	V
			* 5.35	49.13	RMS	34.4	-40	0.58	44.11	54	-9.89	-	-	117	221	V
			* 5.377165	51.52	RMS	34.4	-39.9	0.58	46.6	54	-7.4	-	-	117	221	V

* - indicates frequency in CFR47 Pt 15 / IC RSS-Restricted Band
Pk - Peak detector
RMS - RMS detection

UL LLC.
47173 Benicia Street, Fremont, CA 94538; USA. TEL:(510) 319-4000 FAX:(510) 661-0888
This report shall not be reproduced except in full, without the written approval of UL LLC.

BANDEDGE (HIGH CHANNEL / 5320MHz), SU MODE

HORIZONTAL RESULT

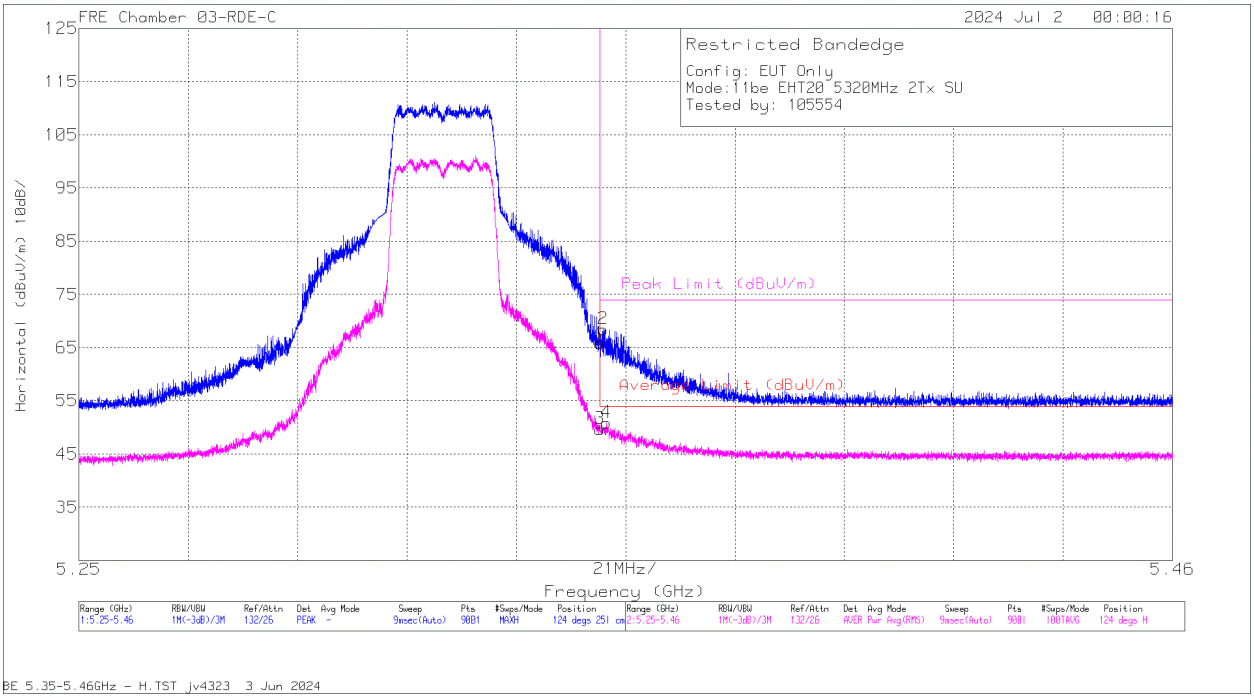

Marker	Frequency (GHz)	Meter Reading (dBuV)	Det	223084 ACF (dB/m)	DCCF (dB)	Gain/Loss (dB)	Corrected Reading (dBuV/m)	Average Limit (dBuV/m)	Margin (dB)	Peak Limit (dBuV/m)	PK Margin (dB)	Azimuth (Degs)	Height (cm)	Polarity
1	* 5.35	68.93	Pk	34.4	0	-37.5	65.83	-	-	74	-8.17	124	251	H
2	* 5.350682	71.57	Pk	34.4	0	-37.5	68.47	-	-	74	-5.53	124	251	H
3	* 5.35	52.23	RMS	34.4	.53	-37.5	49.66	54	-4.34	-	-	124	251	H
4	* 5.351265	53.4	RMS	34.4	.53	-37.5	50.83	54	-3.17	-	-	124	251	H

* - indicates frequency in CFR47 Pt 15 / IC RSS-Restricted Band
Pk - Peak detector
RMS - RMS detection

UL LLC.
47173 Benicia Street, Fremont, CA 94538; USA. TEL:(510) 319-4000 FAX:(510) 661-0888
This report shall not be reproduced except in full, without the written approval of UL LLC.

BANDEDGE (HIGH CHANNEL / 5320MHz), SU MODE

VERTICAL RESULT

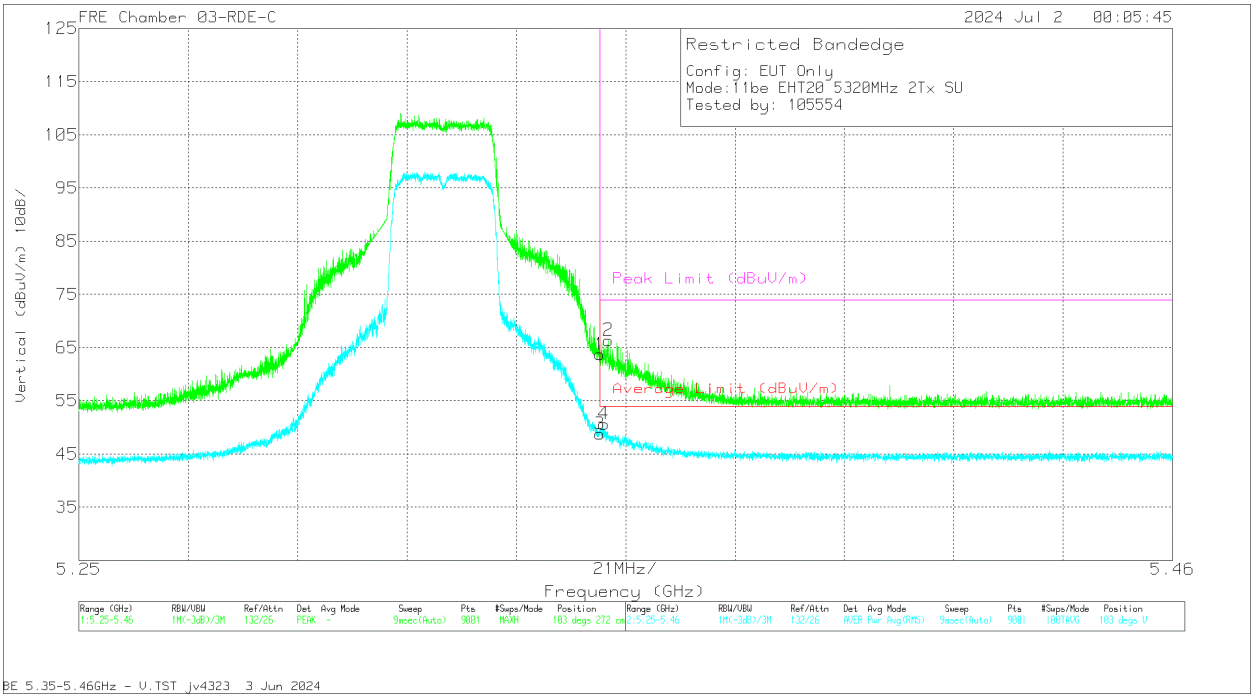

Marker	Frequency (GHz)	Meter Reading (dBuV)	Det	223084 ACF (dB/m)	DCCF (dB)	Gain/Loss (dB)	Corrected Reading (dBuV/m)	Average Limit (dBuV/m)	Margin (dB)	Peak Limit (dBuV/m)	PK Margin (dB)	Azimuth (Degs)	Height (cm)	Polarity
1	* 5.35	66.82	Pk	34.4	0	-37.5	63.72	-	-	74	-10.28	103	272	V
2	* 5.351685	69.44	Pk	34.4	0	-37.5	66.34	-	-	74	-7.66	103	272	V
3	* 5.35	51.3	RMS	34.4	.53	-37.5	48.73	54	-5.27	-	-	103	272	V
4	* 5.350845	53.16	RMS	34.4	.53	-37.5	50.59	54	-3.41	-	-	103	272	V

* - indicates frequency in CFR47 Pt 15 / IC RSS-Restricted Band
Pk - Peak detector
RMS - RMS detection

UL LLC.
47173 Benicia Street, Fremont, CA 94538; USA. TEL:(510) 319-4000 FAX:(510) 661-0888
This report shall not be reproduced except in full, without the written approval of UL LLC.

1.1.14. 802.11be MIMO PARTIAL RU MODE IN UNII-2A BAND – BANDEDGE

UNII-2a (MIMO CDD)	Channel Frequency (MHz)	Ant. #	Frequency (GHz)	Meter Reading (dBuV)	Det	AF (dB/m)	Amp/Cbl/Fltr/Pad (dB)	DCCF (dB)	Corrected Reading (dBuV/m)	Avg Limit (dBuV/m)	Avg Margin (dB)	Pk Limit (dBuV/m)	Pk Margin (dB)	Azimuth (Degs)	Height (cm)	Polarity
EHT20 (RU 106 / Index 54)	5320	6 + 5	* 5.35	66.71	Pk	34.4	-37.5	0	63.61	-	-	74	-10.39	165	269	H
			* 5.351382	68	Pk	34.4	-37.5	0	64.9	-	-	74	-9.1	165	269	H
			* 5.35	50.4	RMS	34.4	-37.5	0.33	47.63	54	-6.37	-	-	165	269	H
			* 5.351965	52.03	RMS	34.4	-37.5	0.33	49.26	54	-4.74	-	-	165	269	H
			* 5.35	64.24	Pk	34.4	-37.5	0	61.14	-	-	74	-12.86	107	189	V
			* 5.352922	66.6	Pk	34.4	-37.5	0	63.5	-	-	74	-10.5	107	189	V
			* 5.35	49.09	RMS	34.4	-37.5	0.33	46.32	54	-7.68	-	-	107	189	V
			* 5.351662	50.54	RMS	34.4	-37.5	0.33	47.77	54	-6.23	-	-	107	189	V
EHT40 (RU 242 / Index 62)	5310	6 + 5	* 5.35	69.28	Pk	34.6	-37.93	0	65.95	-	-	74	-8.05	78	133	H
			* 5.350939	71.9	Pk	34.6	-37.9	0	68.6	-	-	74	-5.4	78	133	H
			* 5.35	52.32	RMS	34.6	-37.93	0.36	49.35	54	-4.65	-	-	78	133	H
			* 5.350962	52.9	RMS	34.6	-37.9	0.36	49.96	54	-4.04	-	-	78	133	H
			* 5.35	64.91	Pk	34.6	-37.93	0	61.58	-	-	74	-12.42	33	241	V
			* 5.350915	68.88	Pk	34.6	-37.9	0	65.58	-	-	74	-8.42	33	241	V
			* 5.35	49.32	RMS	34.6	-37.93	0.36	46.35	54	-7.65	-	-	33	241	V
			* 5.351569	50.19	RMS	34.6	-37.87	0.36	47.28	54	-6.72	-	-	33	241	V
EHT40 (RU 52 / Index 44)			* 5.35	70.26	Pk	34.4	-37.5	0	67.16	-	-	74	-6.84	175	175	H
			* 5.350122	71.65	Pk	34.4	-37.5	0	68.55	-	-	74	-5.45	175	175	H
			* 5.35	47.58	RMS	34.4	-37.5	0.55	45	54	-9	-	-	175	175	H
			* 5.357005	48.89	RMS	34.4	-37.5	0.55	46.31	54	-7.69	-	-	175	175	H
			* 5.35	64.11	Pk	34.4	-37.5	0	61.01	-	-	74	-12.99	120	215	V
			* 5.350192	67.47	Pk	34.4	-37.5	0	64.37	-	-	74	-9.63	120	215	V
			* 5.35	47.06	RMS	34.4	-37.5	0.55	44.48	54	-9.52	-	-	120	215	V
			* 5.413634	47.72	RMS	34.5	-37.2	0.55	45.54	54	-8.46	-	-	120	215	V
EHT80 (RU 484 / Index 66)	5290	6 + 5	* 5.35	70.3	Pk	34.4	-40	0	64.7	-	-	74	-9.3	302	257	H
			* 5.35	54.87	RMS	34.4	-40	0.29	49.56	54	-4.44	-	-	302	257	H
			* 5.350495	55.92	RMS	34.4	-40	0.29	50.61	54	-3.39	-	-	302	257	H
			* 5.352712	72.37	Pk	34.4	-40	0	66.77	-	-	74	-7.23	302	257	H
			* 5.35	67.84	Pk	34.4	-40	0	62.24	-	-	74	-11.76	297	188	V
			* 5.350169	68.94	Pk	34.4	-40	0	63.34	-	-	74	-10.66	297	188	V
			* 5.35	51.11	RMS	34.4	-40	0.29	45.8	54	-8.2	-	-	297	188	V
			* 5.350612	52.25	RMS	34.4	-40	0.29	46.94	54	-7.06	-	-	297	188	V
EHT160 (RU 242 / Index S64)	5250 (Upper)	6 + 5	*5.35	59.08	Pk	34.5	-24.46	0	69.12	-	-	74	-4.88	232	106	H
			*5.35	30.42	RMS	34.5	-24.46	0.65	41.11	54	-12.89	-	-	232	106	H
			*5.350472	37.82	RMS	34.5	-24.43	0.65	48.54	54	-5.46	-	-	232	106	H
			*5.351359	59.29	Pk	34.5	-24.4	0	69.39	-	-	74	-4.61	232	106	H
			*5.35	53.05	Pk	34.5	-24.46	0	63.09	-	-	74	-10.91	158	190	V
			*5.35	30.73	RMS	34.5	-24.46	0.65	41.42	54	-12.58	-	-	158	190	V
			*5.350425	33.74	RMS	34.5	-24.43	0.65	44.46	54	-9.54	-	-	158	190	V
			*5.351499	53.93	Pk	34.5	-24.4	0	64.03	-	-	74	-9.97	158	190	V

* - indicates frequency in CFR47 Pt 15 / IC RSS-Restricted Band
Pk - Peak detector
RMS - RMS detection

UL LLC.
47173 Benicia Street, Fremont, CA 94538; USA. TEL:(510) 319-4000 FAX:(510) 661-0888
This report shall not be reproduced except in full, without the written approval of UL LLC.

BANDEDGE (HIGH CHANNEL / 5320MHz), PARTIAL RU 106

HORIZONTAL RESULT

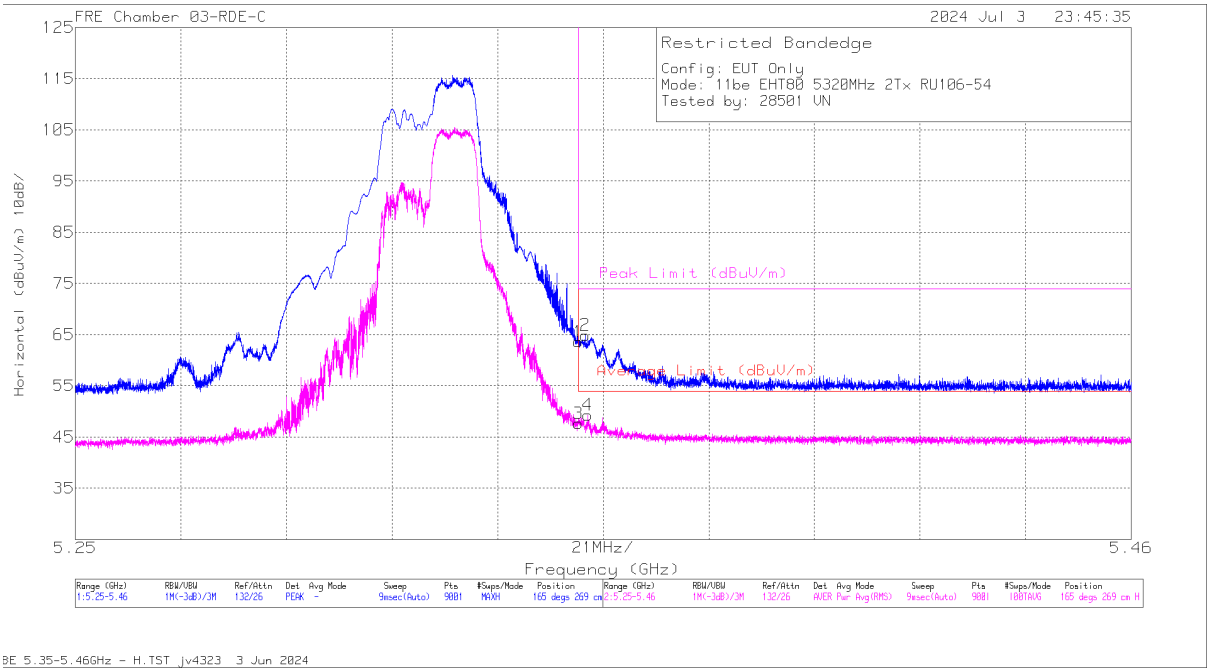

Marker	Frequency (GHz)	Meter Reading (dBuV)	Det	223084 ACF (dB/m)	DCCF (dB)	Gain/Loss (dB)	Corrected Reading (dBuV/m)	Average Limit (dBuV/m)	Margin (dB)	Peak Limit (dBuV/m)	PK Margin (dB)	Azimuth (Degs)	Height (cm)	Polarity
1	* 5.35	66.71	Pk	34.4	0	-37.5	63.61	-	-	74	-10.39	165	269	H
2	* 5.351382	68	Pk	34.4	0	-37.5	64.9	-	-	74	-9.1	165	269	H
3	* 5.35	50.4	RMS	34.4	.33	-37.5	47.63	54	-6.37	-	-	165	269	H
4	* 5.351965	52.03	RMS	34.4	.33	-37.5	49.26	54	-4.74	-	-	165	269	H

* - indicates frequency in CFR47 Pt 15 / IC RSS-Restricted Band
Pk - Peak detector
RMS - RMS detection

UL LLC.
47173 Benicia Street, Fremont, CA 94538; USA. TEL:(510) 319-4000 FAX:(510) 661-0888
This report shall not be reproduced except in full, without the written approval of UL LLC.

BANDEDGE (HIGH CHANNEL / 5320MHz), PARTIAL RU 106

VERTICAL RESULT

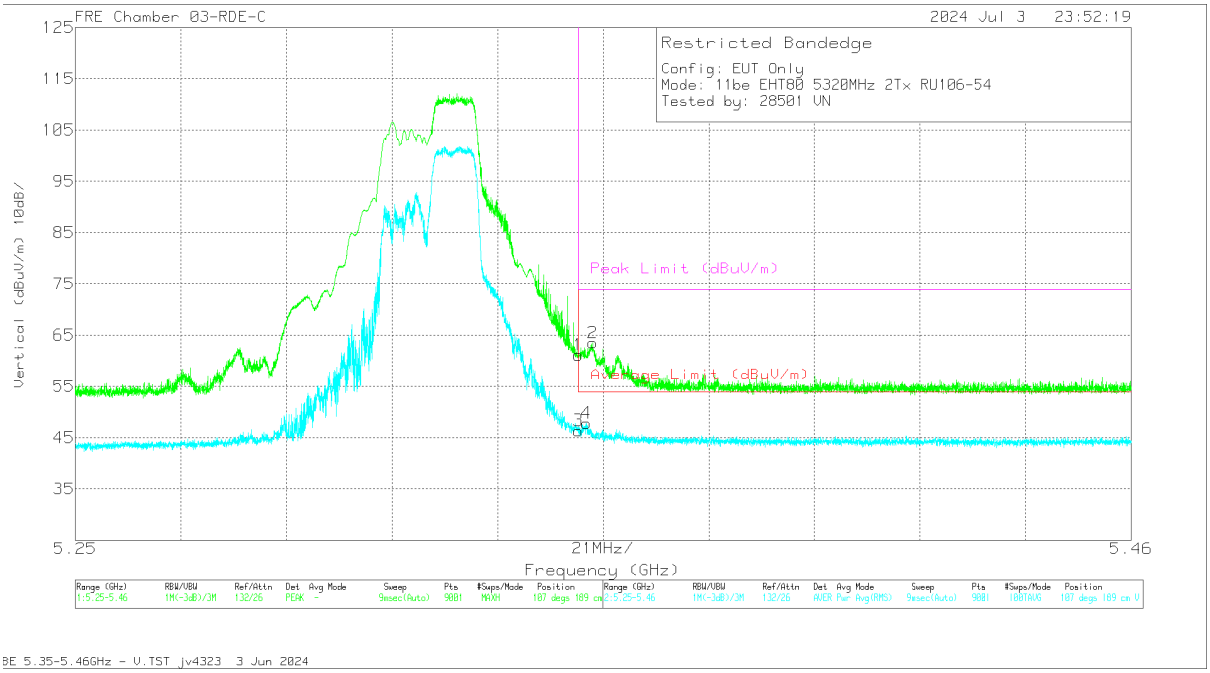

Marker	Frequency (GHz)	Meter Reading (dBuV)	Det	223084 ACF (dB/m)	DCCF (dB)	Gain/Loss (dB)	Corrected Reading (dBuV/m)	Average Limit (dBuV/m)	Margin (dB)	Peak Limit (dBuV/m)	PK Margin (dB)	Azimuth (Degs)	Height (cm)	Polarity
1	* 5.35	64.24	Pk	34.4	0	-37.5	61.14	-	-	74	-12.86	107	189	V
2	* 5.352922	66.6	Pk	34.4	0	-37.5	63.5	-	-	74	-10.5	107	189	V
3	* 5.35	49.09	RMS	34.4	.33	-37.5	46.32	54	-7.68	-	-	107	189	V
4	* 5.351662	50.54	RMS	34.4	.33	-37.5	47.77	54	-6.23	-	-	107	189	V

* - indicates frequency in CFR47 Pt 15 / IC RSS-Restricted Band
Pk - Peak detector
RMS - RMS detection

UL LLC.
47173 Benicia Street, Fremont, CA 94538; USA. TEL:(510) 319-4000 FAX:(510) 661-0888
This report shall not be reproduced except in full, without the written approval of UL LLC.

1.1.15. 802.11n/ac MIMO MODE IN UNII-2A BAND – SPURIOUS EMISSIONS

20MHz

UNII-2a (MIMO CDD)	Channel Frequency (MHz)	Ant. #	Frequency (GHz)	Meter Reading (dBuV)	Det	AF (dB/m)	Amp/Cbl/Fltr/Pad (dB)	DCCF (dB)	Corrected Reading (dBuV/m)	Avg Limit (dBuV/m)	Avg Margin (dB)	Pk Limit (dBuV/m)	Pk Margin (dB)	Azimuth (Degs)	Height (cm)	Polarity
11n/ac (Highest Power)	5260	6 + 5	* 2.342043	60.47	PK-U	31.8	-50.15	0	42.12	-	-	74	-31.88	360	199	H
			* 2.34236	48.99	ADR	31.8	-50.15	0.1	30.74	54	-23.26	-	-	360	199	H
			* 3.719613	57.64	PK-U	33.2	-47.5	0	43.34	-	-	74	-30.66	360	101	H
			* 3.721129	45.72	ADR	33.2	-47.5	0.1	31.52	54	-22.48	-	-	360	101	H
			* 2.32864	61.03	PK-U	31.7	-50.14	0	42.59	-	-	74	-31.41	360	200	V
			* 2.32896	49.28	ADR	31.7	-50.14	0.1	30.94	54	-23.06	-	-	360	200	V
			* 3.741018	57.88	PK-U	33.3	-47.62	0	43.56	-	-	74	-30.44	360	200	V
			* 3.741815	45.76	ADR	33.3	-47.62	0.1	31.54	54	-22.46	-	-	360	200	V
			* 11.854248	55.49	PK-U	38.4	-44.2	0	49.69	-	-	74	-24.31	360	101	H
			* 11.852592	43.47	ADR	38.4	-44.26	0.1	37.71	54	-16.29	-	-	360	101	H
			* 11.881748	54.51	PK-U	38.5	-44.35	0	48.66	-	-	74	-25.34	360	200	V
			* 11.87978	43.23	ADR	38.5	-44.43	0.1	37.4	54	-16.6	-	-	360	200	V
	5300	6 + 5	* 2.253126	60.9	PK-U	31.6	-50.43	0	42.07	-	-	74	-31.93	360	199	H
			* 2.255417	49.42	ADR	31.6	-50.44	0.1	30.68	54	-23.32	-	-	360	199	H
			* 4.020119	57.58	PK-U	33.3	-47.62	0	43.26	-	-	74	-30.74	360	199	H
			* 4.021516	46.11	ADR	33.3	-47.6	0.1	31.91	54	-22.09	-	-	360	199	H
			* 2.233864	60.54	PK-U	31.5	-50.53	0	41.51	-	-	74	-32.49	360	199	V
			* 2.235579	48.99	ADR	31.6	-50.53	0.1	30.16	54	-23.84	-	-	360	199	V
			* 4.023623	57.84	PK-U	33.3	-47.51	0	43.63	-	-	74	-30.37	360	199	V
			* 4.020653	46.05	ADR	33.3	-47.62	0.1	31.83	54	-22.17	-	-	360	199	V
			* 11.83918	55.25	PK-U	38.4	-44.4	0	49.25	-	-	74	-24.75	360	101	H
			* 11.836744	43.76	ADR	38.4	-44.54	0.1	37.72	54	-16.28	-	-	360	101	H
			* 11.806167	55.69	PK-U	38.4	-44.72	0	49.37	-	-	74	-24.63	360	200	V
			* 11.806133	44.2	ADR	38.4	-44.72	0.1	37.98	54	-16.02	-	-	360	200	V
	5320	6 + 5	* 2.679955	57.72	PK-U	32.3	-47.3	0	42.72	-	-	74	-31.28	3	101	H
			* 2.680582	46.44	ADR	32.3	-47.3	0.1	31.54	54	-22.46	-	-	3	101	H
			* 2.683606	58.23	PK-U	32.3	-47.26	0	43.27	-	-	74	-30.73	3	200	V
			* 2.682055	46.46	ADR	32.3	-47.2	0.1	31.66	54	-22.34	-	-	3	200	V
			* 11.033689	54.1	PK-U	37.7	-41.7	0	50.1	-	-	74	-23.9	3	200	H
			* 11.031554	42.25	ADR	37.7	-41.8	0.1	38.25	54	-15.75	-	-	3	200	H
			* 15.736904	55.22	PK-U	40.4	-42	0	53.62	-	-	74	-20.38	3	101	H
			* 15.737623	43.46	ADR	40.4	-42	0.1	41.96	54	-12.04	-	-	3	101	H
			* 10.989484	54.31	PK-U	37.6	-42.2	0	49.71	-	-	74	-24.29	3	101	V
			* 10.991334	42.33	ADR	37.6	-42.2	0.1	37.83	54	-16.17	-	-	3	101	V
			* 15.775025	55.27	PK-U	40.4	-42	0	53.67	-	-	74	-20.33	3	200	V
			* 15.774155	43.67	ADR	40.4	-42	0.1	42.17	54	-11.83	-	-	3	200	V

* - indicates frequency in CFR47 Pt 15 / IC RSS-Restricted Band
PK-U - U-NII: Maximum Peak
ADR - U-NII AD primary method, RMS average

40MHz

UNII-2a (MIMO CDD)	Channel Frequency (MHz)	Ant. #	Frequency (GHz)	Meter Reading (dBuV)	Det	AF (dB/m)	Amp/Cbl/Fltr/Pad (dB)	DCCF (dB)	Corrected Reading (dBuV/m)	Avg Limit (dBuV/m)	Avg Margin (dB)	Pk Limit (dBuV/m)	Pk Margin (dB)	Azimuth (Degs)	Height (cm)	Polarity
11n/ac (Highest Power)	5270	6 + 5	* 2.861783	59.71	PK-U	32.3	-49.41	0	42.6	-	-	74	-31.4	357	223	H
			* 2.862979	47.67	ADR	32.3	-49.4	0.1	30.67	54	-23.33	-	-	357	223	H
			* 3.930752	57.92	PK-U	33.4	-48.03	0	43.29	-	-	74	-30.71	240	115	H
			* 3.930593	46.25	ADR	33.4	-48.04	0.1	31.71	54	-22.29	-	-	240	115	H
			* 2.776539	59.55	PK-U	32.3	-49.45	0	42.4	-	-	74	-31.6	175	310	V
			* 2.779038	48.04	ADR	32.3	-49.45	0.1	30.99	54	-23.01	-	-	175	310	V
			* 3.773533	57.26	PK-U	33.3	-47.76	0	42.8	-	-	74	-31.2	254	239	V
			* 3.774538	45.66	ADR	33.3	-47.75	0.1	31.31	54	-22.69	-	-	254	239	V
			* 9.377844	57.24	PK-U	36.4	-46.07	0	47.57	-	-	74	-26.43	338	199	H
			* 9.37484	44.72	ADR	36.4	-46.07	0.1	35.15	54	-18.85	-	-	338	199	H
			* 9.405462	56.74	PK-U	36.4	-46.09	0	47.05	-	-	74	-26.95	163	314	V
			* 9.402095	44.69	ADR	36.4	-46.05	0.1	35.14	54	-18.86	-	-	163	314	V
	5310	6 + 5	* 2.663299	60.27	PK-U	32.2	-49.74	0	42.73	-	-	74	-31.27	302	136	H
			* 2.662062	48.8	ADR	32.2	-49.73	0.1	31.37	54	-22.63	-	-	302	136	H
			* 3.732102	57.34	PK-U	33.2	-47.55	0	42.99	-	-	74	-31.01	290	327	H
			* 3.732818	45.56	ADR	33.2	-47.53	0.1	31.33	54	-22.67	-	-	290	327	H
			* 2.874984	60.12	PK-U	32.4	-49.38	0	43.14	-	-	74	-30.86	181	275	V
			* 2.875728	48.23	ADR	32.4	-49.37	0.1	31.36	54	-22.64	-	-	181	275	V
			* 3.970868	57.45	PK-U	33.3	-47.7	0	43.05	-	-	74	-30.95	287	167	V
			* 3.970704	46.26	ADR	33.3	-47.7	0.1	31.96	54	-22.04	-	-	287	167	V
			* 11.109094	55.83	PK-U	37.9	-45.25	0	48.48	-	-	74	-25.52	300	310	H
			* 11.108421	44.5	ADR	37.9	-45.24	0.1	37.26	54	-16.74	-	-	300	310	H
			* 11.5135	55.43	PK-U	38.1	-44.47	0	49.06	-	-	74	-24.94	300	191	V
			* 11.514071	44.38	ADR	38.1	-44.47	0.1	38.11	54	-15.89	-	-	300	191	V

* - indicates frequency in CFR47 Pt 15 / IC RSS-Restricted Band
PK-U - U-NII: Maximum Peak
ADR - U-NII AD primary method, RMS average

UL LLC.
47173 Benicia Street, Fremont, CA 94538; USA. TEL:(510) 319-4000 FAX:(510) 661-0888
This report shall not be reproduced except in full, without the written approval of UL LLC.

80MHz

UNII-2a (MIMO CDD)	Channel Frequency (MHz)	Ant. #	Frequency (GHz)	Meter Reading (dBuV)	Det	AF (dB/m)	Amp/Cbl/Fltr/Pad (dB)	DCCF (dB)	Corrected Reading (dBuV/m)	Avg Limit (dBuV/m)	Avg Margin (dB)	Pk Limit (dBuV/m)	Pk Margin (dB)	Azimuth (Degs)	Height (cm)	Polarity
11n/ac (Highest Power)	5290	6 + 5	* 3.815003	57.75	PK-U	33.2	-47.1	0	43.85	-	-	74	-30.15	126	252	H
			* 3.813705	46.1	ADR	33.2	-47.1	0.24	32.44	54	-21.56	-	-	126	252	H
			* 3.759353	57.86	PK-U	33	-47.34	0	43.52	-	-	74	-30.48	357	258	V
			* 3.759677	46.66	ADR	33	-47.37	0.24	32.53	54	-21.47	-	-	357	258	V
			* 8.174684	56.96	PK-U	35.8	-45	0	47.76	-	-	74	-26.24	45	212	H
			* 8.177572	44.97	ADR	35.8	-44.96	0.24	36.05	54	-17.95	-	-	45	212	H
			2.992758	59.19	PK-U	32.7	-48.42	0	43.47	-	-	68.2	-24.73	234	339	V
			3.005093	59.53	PK-U	32.7	-48.3	0	43.93	-	-	68.2	-24.27	233	259	H
			8.021441	57.13	PK-U	35.8	-45.3	0	47.63	-	-	68.2	-20.57	250	311	V

* - indicates frequency in CFR47 Pt 15 / IC RSS-Restricted Band
PK-U - U-NII: Maximum Peak
ADR - U-NII AD primary method, RMS average

160MHz

UNII-2a (MIMO CDD)	Channel Frequency (MHz)	Ant. #	Frequency (GHz)	Meter Reading (dBuV)	Det	AF (dB/m)	Amp/Cbl/Fltr/Pad (dB)	DCCF (dB)	Corrected Reading (dBuV/m)	Avg Limit (dBuV/m)	Avg Margin (dB)	Pk Limit (dBuV/m)	Pk Margin (dB)	Azimuth (Degs)	Height (cm)	Polarity
11n/ac (Highest Power)	5250 (Straddle)	6 + 5	2.442074	60.43	PK-U	32.3	-49.5	0	43.23	-	-	68.2	-24.97	360	101	V
			2.450319	60.77	PK-U	32.3	-49.5	0	43.57	-	-	68.2	-24.63	360	200	H
			10.328473	58.55	PK-U	37.8	-45.5	0	50.85	-	-	68.2	-17.35	360	101	H
			10.332612	59.42	PK-U	37.8	-45.6	0	51.62	-	-	68.2	-16.58	360	101	V
			15.280479	55.41	PK-U	40	-40.5	0	54.91	-	-	68.2	-13.29	360	101	V

* - indicates frequency in CFR47 Pt 15 / IC RSS-Restricted Band
PK-U - U-NII: Maximum Peak
ADR - U-NII AD primary method, RMS average

UL LLC.
47173 Benicia Street, Fremont, CA 94538; USA. TEL:(510) 319-4000 FAX:(510) 661-0888
This report shall not be reproduced except in full, without the written approval of UL LLC.

HARMONICS AND SPURIOUS EMISSIONS (LOW CHANNEL / 5260MHz)

LOW CHANNEL RESULTS

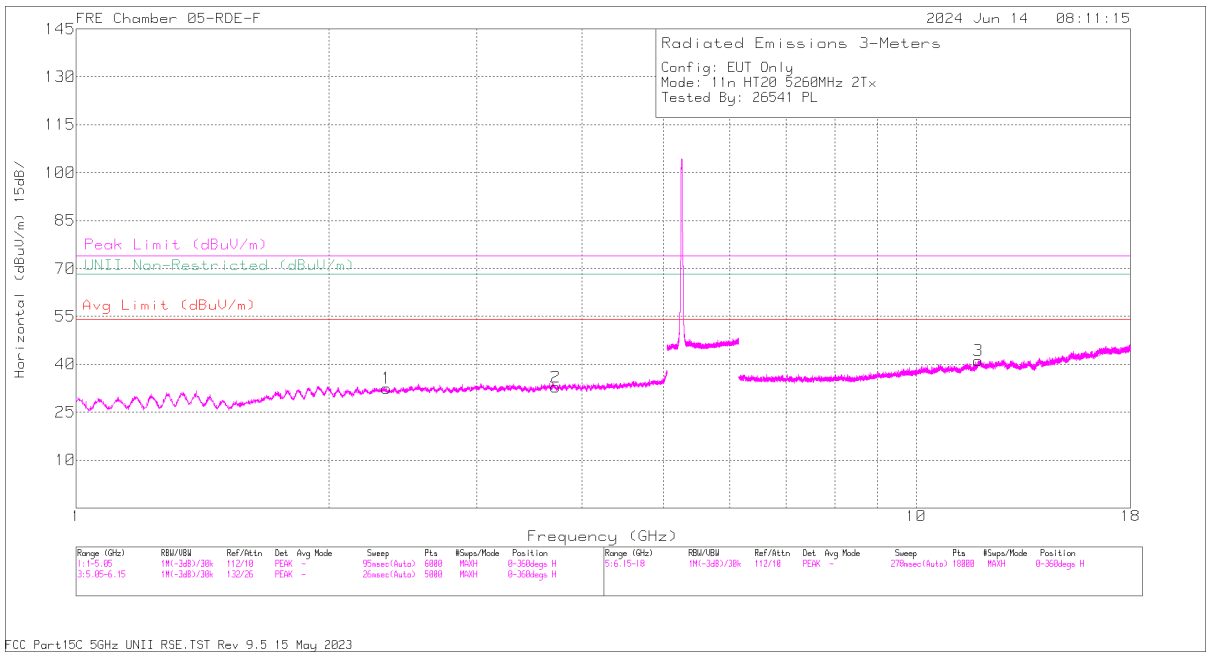

HORIZONTAL

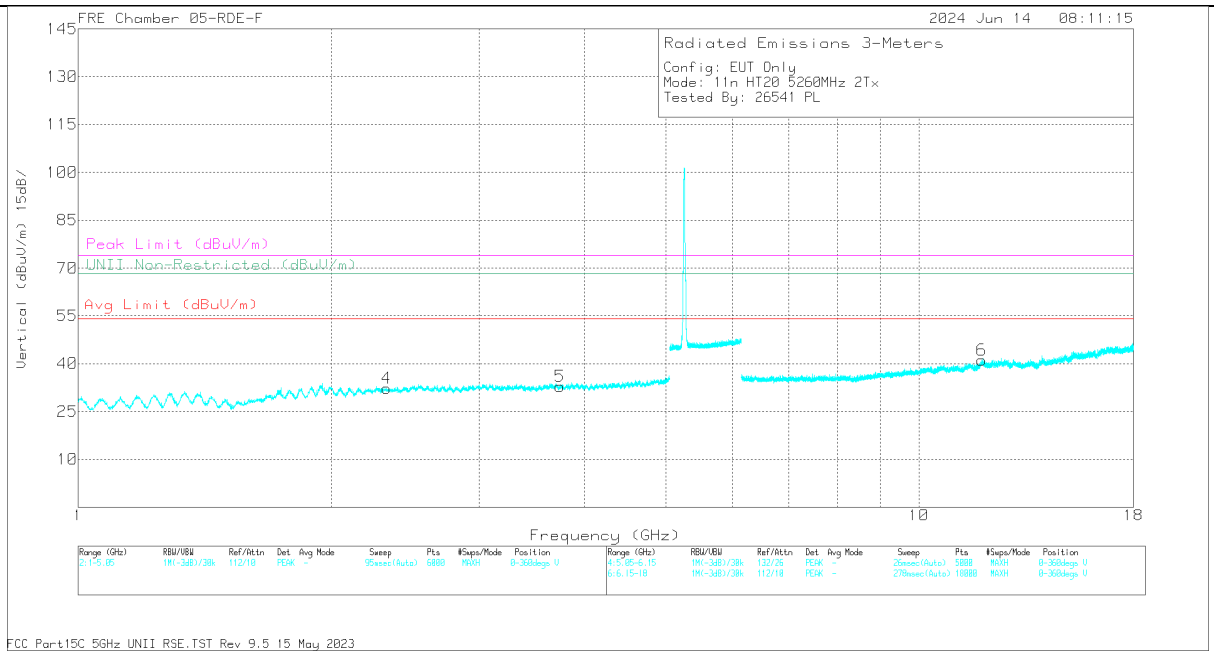

VERTICAL

UL LLC.
47173 Benicia Street, Fremont, CA 94538; USA. TEL:(510) 319-4000 FAX:(510) 661-0888

This report shall not be reproduced except in full, without the written approval of UL LLC.

RADIATED EMISSIONS

Marker	Frequency (GHz)	Meter Reading (dBuV)	Det	226674 ACF (dB/m)	DCCF (dB)	Gain/Loss (dB)	Corrected Reading (dBuV/m)	Avg Limit (dBuV/m)	Margin (dB)	Peak Limit (dBuV/m)	PK Margin (dB)	Azimuth (Degs)	Height (cm)	Polarity
1	* 2.342043	60.47	PK-U	31.8	0	-50.15	42.12	-	-	74	-31.88	360	199	H
1	* 2.34236	48.99	ADR	31.8	.1	-50.15	30.74	54	-23.26	-	-	360	199	H
2	* 3.719613	57.64	PK-U	33.2	0	-47.5	43.34	-	-	74	-30.66	360	101	H
2	* 3.721129	45.72	ADR	33.2	.1	-47.5	31.52	54	-22.48	-	-	360	101	H
4	* 2.32864	61.03	PK-U	31.7	0	-50.14	42.59	-	-	74	-31.41	360	200	V
4	* 2.32896	49.28	ADR	31.7	.1	-50.14	30.94	54	-23.06	-	-	360	200	V
5	* 3.741018	57.88	PK-U	33.3	0	-47.62	43.56	-	-	74	-30.44	360	200	V
5	* 3.741815	45.76	ADR	33.3	.1	-47.62	31.54	54	-22.46	-	-	360	200	V
3	* 11.854248	55.49	PK-U	38.4	0	-44.2	49.69	-	-	74	-24.31	360	101	H
3	* 11.852592	43.47	ADR	38.4	.1	-44.26	37.71	54	-16.29	-	-	360	101	H
6	* 11.881748	54.51	PK-U	38.5	0	-44.35	48.66	-	-	74	-25.34	360	200	V
6	* 11.87978	43.23	ADR	38.5	.1	-44.43	37.4	54	-16.6	-	-	360	200	V

* - indicates frequency in CFR47 Pt 15 / IC RSS-Restricted Band
Pk - Peak detector
RMS - RMS detection

UL LLC.
47173 Benicia Street, Fremont, CA 94538; USA. TEL:(510) 319-4000 FAX:(510) 661-0888
This report shall not be reproduced except in full, without the written approval of UL LLC.

1.1.16. 802.11be MIMO MODE IN UNII-2A BAND – SPURIOUS EMISSIONS

20MHz

UNII-2a (MIMO CDD)	Channel Frequency (MHz)	Ant. #	Frequency (GHz)	Meter Reading (dBuV)	Det	AF (dB/m)	Amp/Cbl/Fltr/Pad (dB)	DCCF (dB)	Corrected Reading (dBuV/m)	Avg Limit (dBuV/m)	Avg Margin (dB)	Pk Limit (dBuV/m)	Pk Margin (dB)	Azimuth (Degs)	Height (cm)	Polarity
11be (SU Mode / Highest Power)	5260	6 + 5	3.453932	58.03	PK-U	32.9	-47.3	0	43.63	-	-	68.2	-24.57	221	351	V
			3.464394	57.89	PK-U	32.9	-47.2	0	43.59	-	-	68.2	-24.61	316	388	H
			4.435064	57.58	PK-U	33.8	-47.1	0	44.28	-	-	68.2	-23.92	68	343	V
			4.469174	57.49	PK-U	33.8	-47.3	0	43.99	-	-	68.2	-24.21	268	109	H
			8.834766	56.03	PK-U	35.8	-43.8	0	48.03	-	-	68.2	-20.17	357	156	V
			8.864079	55.55	PK-U	35.8	-43.6	0	47.75	-	-	68.2	-20.45	201	320	H
	5300	6 + 5	* 4.295324	58.08	PK-U	33.6	-47.6	0	44.08	-	-	74	-29.92	122	378	H
			* 4.297398	46.36	ADR	33.6	-47.5	0	32.46	54	-21.54	-	-	122	378	H
			* 4.253891	58	PK-U	33.5	-47.3	0	44.2	-	-	74	-29.8	303	228	V
			* 4.25386	45.66	ADR	33.5	-47.3	0	31.86	54	-22.14	-	-	303	228	V
			3.13033	58.13	PK-U	33	-48.07	0	43.06	-	-	68.2	-25.14	63	119	V
			3.167606	58.52	PK-U	33	-48.06	0	43.46	-	-	68.2	-24.74	48	221	H
			8.767019	55.48	PK-U	35.8	-43.7	0	47.58	-	-	68.2	-20.62	153	319	H
			8.805873	56.16	PK-U	35.8	-44.1	0	47.86	-	-	68.2	-20.34	248	221	V
	5320	6 + 5	2.444805	60.74	PK-U	32.3	-49.5	0	43.54	-	-	68.2	-24.66	0	200	V
			2.458895	61.14	PK-U	32.4	-49.41	0	44.13	-	-	68.2	-24.07	0	101	H
			10.551844	57.32	PK-U	37.9	-45.38	0	49.84	-	-	68.2	-18.36	0	199	V
			* 10.606824	57.7	PK-U	37.9	-45.2	0	50.4	-	-	74	-23.6	0	101	H
			* 10.606824	46.1	ADR	37.9	-45.2	0	38.8	54	-15.2	-	-	0	101	H
			15.209437	55.44	PK-U	39.9	-41.7	0	53.64	-	-	68.2	-14.56	0	101	V
			15.304112	55.23	PK-U	40	-40.6	0	54.63	-	-	68.2	-13.57	0	101	H
11be (RU 106 / Index 53 Highest PSD)	5260	6 + 5	* 4.073413	57.55	PK-U	33.3	-47.06	0	43.79	-	-	74	-30.21	340	258	H
			* 4.07298	45.94	ADR	33.3	-47.1	0	32.14	54	-21.86	-	-	340	258	H
			* 4.076743	57.54	PK-U	33.3	-47	0	43.84	-	-	74	-30.16	297	217	V
			* 4.077033	45.88	ADR	33.3	-47	0	32.18	54	-21.82	-	-	297	217	V
			3.119244	58.39	PK-U	32.9	-48.1	0	43.19	-	-	68.2	-25.01	26	179	V
			3.129536	57.95	PK-U	33	-48.1	0	42.85	-	-	68.2	-25.35	125	320	H
			8.753462	56.18	PK-U	35.8	-44.1	0	47.88	-	-	68.2	-20.32	190	134	V
			8.820459	56.55	PK-U	35.8	-44	0	48.35	-	-	68.2	-19.85	102	143	H
	5300	6 + 5	* 4.350681	57.85	PK-U	33.7	-47.47	0	44.08	-	-	74	-29.92	180	202	H
			* 4.348822	46.49	ADR	33.7	-47.4	0	32.79	54	-21.21	-	-	180	202	H
			* 4.336774	57.79	PK-U	33.7	-47.3	0	44.19	-	-	74	-29.81	315	170	V
			* 4.33544	46.36	ADR	33.7	-47.24	0	32.82	54	-21.18	-	-	315	170	V
			3.181502	58.05	PK-U	33	-48.1	0	42.95	-	-	68.2	-25.25	18	221	H
			3.1932	58.29	PK-U	33.1	-48.1	0	43.29	-	-	68.2	-24.91	211	308	V
			8.622734	56.47	PK-U	35.8	-44.47	0	47.8	-	-	68.2	-20.4	150	111	V
			8.709734	55.58	PK-U	35.8	-43.9	0	47.48	-	-	68.2	-20.72	338	141	H
11be (RU 106 / Index 54 Highest PSD)	5320	6 + 5	* 4.251472	57.52	PK-U	33.5	-47.3	0	43.72	-	-	74	-30.28	347	166	H
			* 4.248947	45.66	ADR	33.5	-47.2	0	31.96	54	-22.04	-	-	347	166	H
			* 3.263628	58.87	PK-U	33.1	-47.74	0	44.23	-	-	74	-29.77	139	324	V
			* 3.261393	46.79	ADR	33.1	-47.7	0	32.19	54	-21.81	-	-	139	324	V
			* 4.239613	57.49	PK-U	33.5	-47.3	0	43.69	-	-	74	-30.31	17	387	V
			* 4.242402	45.92	ADR	33.5	-47.2	0	32.22	54	-21.78	-	-	17	387	V
			* 8.335773	56.39	PK-U	35.7	-44.28	0	47.81	-	-	74	-26.19	332	231	H
			* 8.333975	44.61	ADR	35.7	-44.2	0	36.11	54	-17.89	-	-	332	231	H
			* 8.340074	56.19	PK-U	35.7	-44.4	0	47.49	-	-	74	-26.51	156	330	V
			* 8.340261	44.83	ADR	35.7	-44.4	0	36.13	54	-17.87	-	-	156	330	V
			* 3.263247	59.36	PK-U	33.1	-47.78	0	44.68	-	-	74	-29.32	246	138	H
			* 3.261964	46.96	ADR	33.1	-47.7	0	32.36	54	-21.64	-	-	246	138	H

* - indicates frequency in CFR47 Pt 15 / IC RSS-Restricted Band
PK-U - U-NII: Maximum Peak
ADR - U-NII AD primary method, RMS average

UL LLC.
47173 Benicia Street, Fremont, CA 94538; USA. TEL:(510) 319-4000 FAX:(510) 661-0888
This report shall not be reproduced except in full, without the written approval of UL LLC.

40MHz

UNII-2a (MIMO CDD)	Channel Frequency (MHz)	Ant. #	Frequency (GHz)	Meter Reading (dBuV)	Det	AF (dB/m)	Amp/Cbl/Fltr/Pad (dB)	DCCF (dB)	Corrected Reading (dBuV/m)	Avg Limit (dBuV/m)	Avg Margin (dB)	Pk Limit (dBuV/m)	Pk Margin (dB)	Azimuth (Degs)	Height (cm)	Polarity
11be (SU Mode / Highest Power)	5270	6 + 5	2.444186	60.03	PK-U	33.5	-48.71	0	44.82	-	-	68.2	-23.38	268	187	V
			2.447432	59.46	PK-U	33.5	-48.6	0	44.36	-	-	68.2	-23.84	304	374	H
			6.590083	55.66	PK-U	36.8	-44.4	0	48.06	-	-	68.2	-20.14	357	117	H
			6.61034	55.14	PK-U	36.9	-44.52	0	47.52	-	-	68.2	-20.68	27	190	V
			10.19084	55.39	PK-U	37.7	-41.63	0	51.46	-	-	68.2	-16.74	117	309	V
			10.211105	54.65	PK-U	37.7	-41.7	0	50.65	-	-	68.2	-17.55	218	276	H
	5310	6 + 5	* 12.623621	53.52	PK-U	38.9	-40.8	0	51.62	-	-	74	-22.38	14	153	H
			* 12.623593	42	ADR	38.9	-40.81	0.13	40.22	54	-13.78	-	-	14	153	H
			* 12.567189	53.78	PK-U	38.8	-41.3	0	51.28	-	-	74	-22.72	84	339	V
			* 12.567292	42.24	ADR	38.8	-41.3	0.13	39.87	54	-14.13	-	-	84	339	V
			1.89624	59.91	PK-U	31.2	-48.45	0	42.66	-	-	68.2	-25.54	1	373	H
			1.900277	59.61	PK-U	31.2	-48.56	0	42.25	-	-	68.2	-25.95	17	344	V
			6.907581	55.31	PK-U	35.9	-44.59	0	46.62	-	-	68.2	-21.58	153	279	V
			6.978783	54.89	PK-U	35.6	-44.52	0	45.97	-	-	68.2	-22.23	240	302	H
11be (RU 52 / Index 41 Highest PSD)	5270	6 + 5	* 15.809471	58.3	PK-U	40.3	-46.4	0	52.2	-	-	74	-21.8	206	101	H
			* 15.808816	46.99	ADR	40.3	-46.4	0	40.89	54	-13.11	-	-	206	101	H
			* 15.808985	58.91	PK-U	40.3	-46.4	0	52.81	-	-	74	-21.19	206	101	V
			* 15.811182	46.81	ADR	40.3	-46.4	0	40.71	54	-13.29	-	-	206	101	V
			10.538824	58.29	PK-U	37.9	-48	0	48.19	-	-	68.2	-20.01	206	200	H
			10.53971	59	PK-U	37.9	-48	0	48.9	-	-	68.2	-19.3	206	101	V
			12.776014	56.63	PK-U	39.1	-45.5	0	50.23	-	-	68.2	-17.97	206	200	V
			12.776148	57.12	PK-U	39.1	-45.5	0	50.72	-	-	68.2	-17.48	206	200	H
	5310	6 + 5	* 10.62194	58.88	PK-U	37.9	-47.8	0	48.98	-	-	74	-25.02	360	101	H
			* 10.618925	47.19	ADR	37.9	-47.8	0	37.29	54	-16.71	-	-	360	101	H
			* 15.929526	58.37	PK-U	40.4	-46.5	0	52.27	-	-	74	-21.73	360	101	H
			* 15.928787	47.08	ADR	40.4	-46.5	0	40.98	54	-13.02	-	-	360	101	H
			* 10.620883	58.68	PK-U	37.9	-47.8	0	48.78	-	-	74	-25.22	360	200	V
			* 10.618773	47.13	ADR	37.9	-47.8	0	37.23	54	-16.77	-	-	360	200	V
			* 15.930086	48.07	ADR	40.4	-46.5	0	41.97	54	-12.03	-	-	360	200	V
			* 15.93103	57.73	PK-U	40.4	-46.5	0	51.63	-	-	74	-22.37	360	200	V
			* 15.931925	46.37	ADR	40.4	-46.5	0	40.27	54	-13.73	-	-	360	200	V
			12.774967	56.52	PK-U	39.1	-45.5	0	50.12	-	-	68.2	-18.08	360	200	H
			12.77619	56.89	PK-U	39.1	-45.5	0	50.49	-	-	68.2	-17.71	360	101	V

* - indicates frequency in CFR47 Pt 15 / IC RSS-Restricted Band
Pk - Peak detector
RMS - RMS detection

UNII-2a (MIMO CDD)	Channel Frequency (MHz)	Ant. #	Frequency (GHz)	Meter Reading (dBuV)	Det	AF (dB/m)	Amp/Cbl/Fltr/Pad (dB)	DCCF (dB)	Corrected Reading (dBuV/m)	Avg Limit (dBuV/m)	Avg Margin (dB)	Pk Limit (dBuV/m)	Pk Margin (dB)	Azimuth (Degs)	Height (cm)	Polarity
11be (RU 242 / Index 62 Highest PSD)	5270	6 + 5	* 2.761175	36.36	PK-U	32.4	-29.2	0	39.56	-	-	74	-34.44	47	189	H
			* 2.759975	24.91	ADR	32.4	-29.2	0	28.11	54	-25.89	-	-	47	189	H
			* 3.696193	36.68	PK-U	33.2	-27.9	0	41.98	-	-	74	-32.02	278	293	H
			* 3.697225	24.63	ADR	33.2	-27.9	0	29.93	54	-24.07	-	-	278	293	H
			* 2.738939	36.12	PK-U	32.4	-29.7	0	38.82	-	-	74	-35.18	50	155	V
			* 2.740893	24.68	ADR	32.4	-29.6	0	27.48	54	-26.52	-	-	50	155	V
			* 3.687345	35.89	PK-U	33.2	-27.9	0	41.19	-	-	74	-32.81	221	282	V
			* 3.686941	24.17	ADR	33.2	-27.9	0	29.47	54	-24.53	-	-	221	282	V
			9.736524	31.63	PK-U	36.7	-17.8	0	50.53	-	-	68.2	-17.67	52	180	V
			9.811046	31.85	PK-U	36.8	-17.3	0	51.35	-	-	68.2	-16.85	66	372	H
	5310	6 + 5	6.604827	55.06	PK-U	36.9	-44.46	0	47.5	-	-	68.2	-20.7	65	148	V
			6.616907	55.2	PK-U	36.9	-44.65	0	47.45	-	-	68.2	-20.75	95	101	H
			10.181178	55.35	PK-U	37.7	-41.59	0	51.46	-	-	68.2	-16.74	210	239	H
			10.181811	54.94	PK-U	37.7	-41.54	0	51.1	-	-	68.2	-17.1	10	241	V
			17.097812	52.48	PK-U	41.8	-38.91	0	55.37	-	-	68.2	-12.83	265	297	V
			17.112406	52.19	PK-U	41.8	-39.03	0	54.96	-	-	68.2	-13.24	142	255	H

* - indicates frequency in CFR47 Pt 15 / IC RSS-Restricted Band
Pk - Peak detector
RMS - RMS detection

UL LLC.
47173 Benicia Street, Fremont, CA 94538; USA. TEL:(510) 319-4000 FAX:(510) 661-0888
This report shall not be reproduced except in full, without the written approval of UL LLC.

80MHz

UNII-2a (MIMO CDD)	Channel Frequency (MHz)	Ant. #	Frequency (GHz)	Meter Reading (dBuV)	Det	AF (dB/m)	Amp/Cbl/Fltr/Pad (dB)	DCCF (dB)	Corrected Reading (dBuV/m)	Avg Limit (dBuV/m)	Avg Margin (dB)	Pk Limit (dBuV/m)	Pk Margin (dB)	Azimuth (Degs)	Height (cm)	Polarity
11be (SU Mode / Highest Power)	5290	6 + 5	* 10.804394	54.39	PK-U	38	-41.33	0	51.06	-	-	74	-22.94	227	375	H
			* 10.805899	42.97	ADR	38	-41.26	0.15	39.86	54	-14.14	-	-	227	375	H
			* 10.765207	55.49	PK-U	38	-42.1	0	51.39	-	-	74	-22.61	341	397	V
			* 10.768546	43.37	ADR	38	-42.18	0.15	39.34	54	-14.66	-	-	341	397	V
			1.884801	58.73	PK-U	31.1	-48.38	0	41.45	-	-	68.2	-26.75	273	257	V
			1.890723	67.58	PK-U	31.1	-48.3	0	50.38	-	-	68.2	-17.82	139	187	H
			5.583226	58.27	PK-U	34.8	-35.76	0	57.31	-	-	68.2	-10.89	355	389	V
			5.586196	58.9	PK-U	34.8	-35.79	0	57.91	-	-	68.2	-10.29	358	151	H
11be (RU 484 / Index 66 Highest PSD)	5290	6 + 5	* 7.734442	57.62	PK-U	35.9	-48	0	45.52	-	-	74	-28.48	360	200	H
			* 7.736082	46.41	ADR	35.9	-48	0	34.31	54	-19.69	-	-	360	200	H
			* 15.868964	58.42	PK-U	40.3	-46.6	0	52.12	-	-	74	-21.88	360	101	H
			* 15.868606	46.79	ADR	40.3	-46.56	0	40.53	54	-13.47	-	-	360	101	H
			* 7.736372	57.96	PK-U	35.9	-48	0	45.86	-	-	74	-28.14	360	101	V
			* 7.73386	46.41	ADR	35.9	-48	0	34.31	54	-19.69	-	-	360	101	V
			* 15.869939	58.88	PK-U	40.3	-46.51	0	52.67	-	-	74	-21.33	360	101	V
			* 15.870595	46.77	ADR	40.3	-46.5	0	40.57	54	-13.43	-	-	360	101	V
			10.581304	58.48	PK-U	37.9	-47.9	0	48.48	-	-	68.2	-19.72	360	101	H
			10.581515	58.28	PK-U	37.9	-47.9	0	48.28	-	-	68.2	-19.92	360	101	V

* - indicates frequency in CFR47 Pt 15 / IC RSS-Restricted Band
PK-U - U-NII: Maximum Peak
ADR - U-NII AD primary method, RMS average

160MHz

UNII-1 (MIMO CDD)	Channel Frequency (MHz)	Ant. #	Frequency (GHz)	Meter Reading (dBuV)	Det	AF (dB/m)	Amp/Cbl/Fltr/Pad (dB)	DCCF (dB)	Corrected Reading (dBuV/m)	Avg Limit (dBuV/m)	Avg Margin (dB)	Pk Limit (dBuV/m)	Pk Margin (dB)	Azimuth (Degs)	Height (cm)	Polarity
11be (SU Mode / Highest Power)	5250	6 + 5	* 15.511543	53.43	PK-U	41.5	-39.8	0	55.13	-	-	74	-18.87	273	231	H
			* 15.511694	41.84	ADR	41.5	-39.8	0.15	43.69	54	-10.31	-	-	273	231	H
			* 15.512055	53.9	PK-U	41.5	-39.8	0	55.6	-	-	74	-18.4	325	221	V
			* 15.508715	41.84	ADR	41.5	-39.72	0.15	43.77	54	-10.23	-	-	325	221	V
			10.340015	54.84	PK-U	37.8	-42.93	0	49.71	-	-	68.2	-18.49	181	231	H
			10.341338	54.66	PK-U	37.8	-42.93	0	49.53	-	-	68.2	-18.67	111	200	V
			12.929336	53.65	PK-U	39	-41.51	0	51.14	-	-	68.2	-17.06	43	235	V
			12.930763	54.03	PK-U	39	-41.58	0	51.45	-	-	68.2	-16.75	359	180	H
11be (RU 242 / Index 61 highest PSD)	5250	6 + 5	* 7.424932	55.44	PK-U	35.5	-44.34	0	46.6	-	-	74	-27.4	163	101	H
			* 7.425262	43.66	ADR	35.5	-44.34	0	34.82	54	-19.18	-	-	163	101	H
			* 11.032943	54.05	PK-U	37.8	-41.79	0	50.06	-	-	74	-23.94	260	198	H
			* 11.034484	42.42	ADR	37.8	-41.71	0	38.51	54	-15.49	-	-	260	198	H
			* 15.989346	53.95	PK-U	41	-40.58	0	54.37	-	-	74	-19.63	183	290	H
			* 15.988285	42.75	ADR	41	-40.57	0	43.18	54	-10.82	-	-	183	290	H
			* 7.423772	54.88	PK-U	35.5	-44.32	0	46.06	-	-	74	-27.94	323	168	V
			* 7.423889	43.43	ADR	35.5	-44.32	0	34.61	54	-19.39	-	-	323	168	V
			* 11.054705	53.69	PK-U	37.8	-41.78	0	49.71	-	-	74	-24.29	266	125	V
			* 11.056833	42.66	ADR	37.8	-41.74	0	38.72	54	-15.28	-	-	266	125	V
			* 16.008687	53.52	PK-U	41	-40.44	0	54.08	-	-	74	-19.92	98	235	V
			* 16.008457	42.26	ADR	41	-40.41	0	42.85	54	-11.15	-	-	98	235	V

* - indicates frequency in CFR47 Pt 15 / IC RSS-Restricted Band
Pk - Peak detector
RMS - RMS detection

UL LLC.
47173 Benicia Street, Fremont, CA 94538; USA. TEL:(510) 319-4000 FAX:(510) 661-0888
This report shall not be reproduced except in full, without the written approval of UL LLC.

HARMONICS AND SPURIOUS EMISSIONS (LOW CHANNEL / 5260MHz)

SU Mode, LOW CHANNEL RESULTS

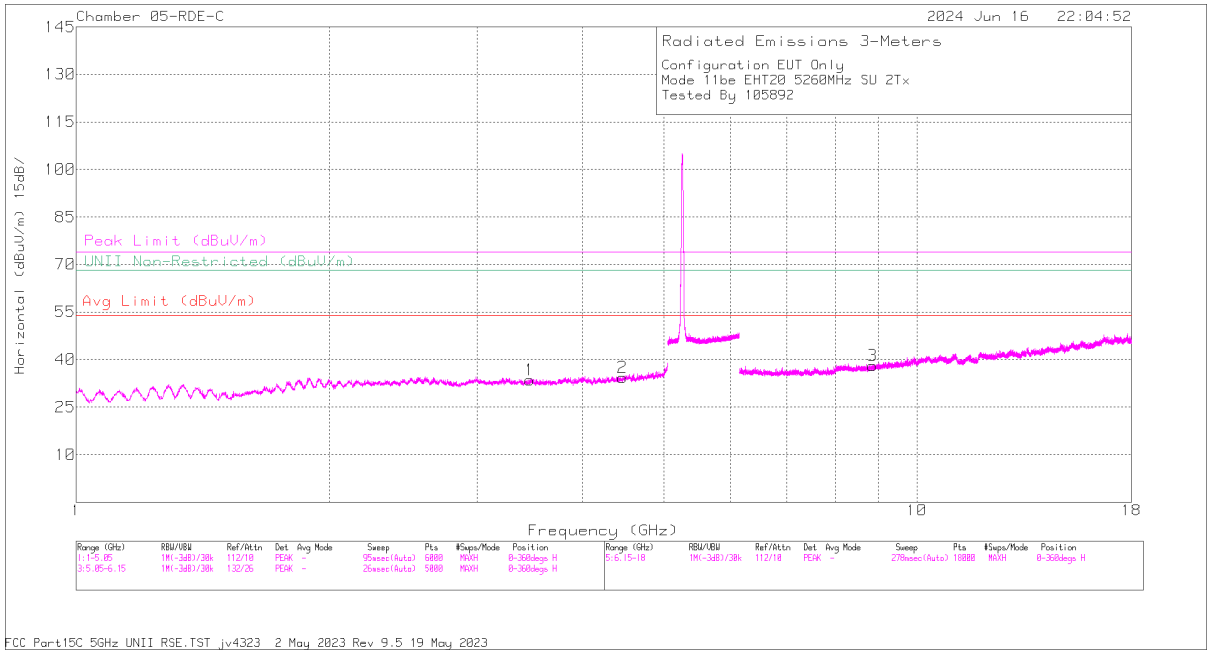

HORIZONTAL

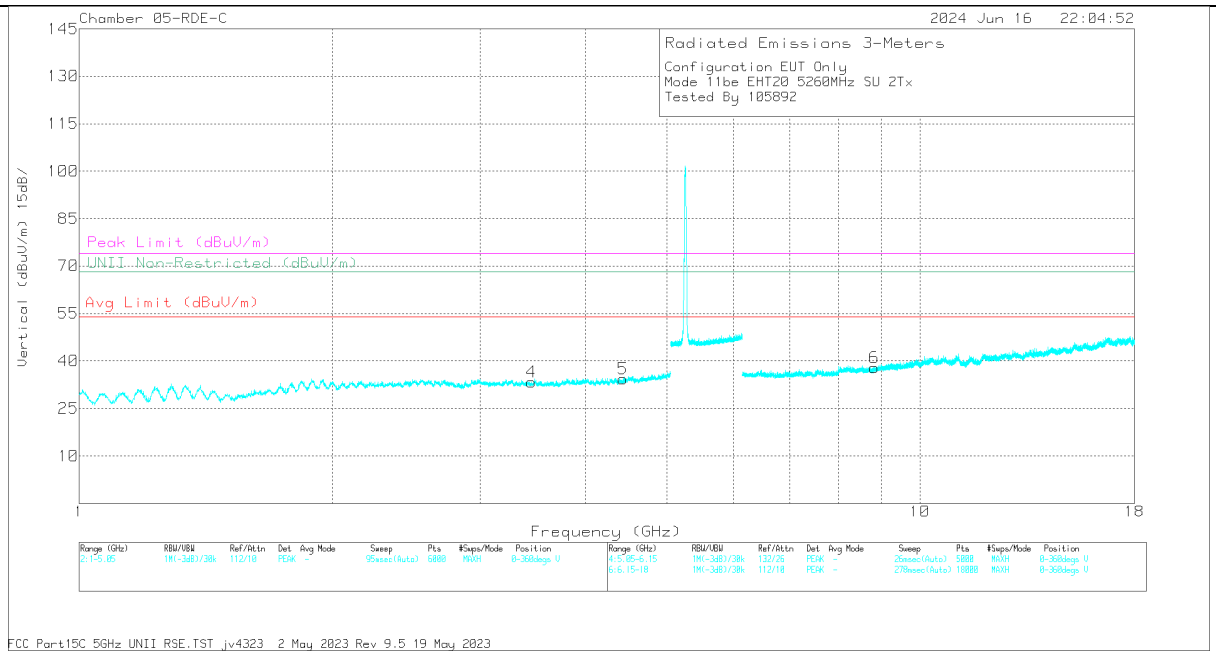

VERTICAL

UL LLC.
47173 Benicia Street, Fremont, CA 94538; USA. TEL:(510) 319-4000 FAX:(510) 661-0888

This report shall not be reproduced except in full, without the written approval of UL LLC.

RADIATED EMISSIONS

Marker	Frequency (GHz)	Meter Reading (dBuV)	Det	81887 ACF (dB/m)	Gain/Loss (dB)	DCCF	Corrected Reading (dBuV/m)	Avg Limit (dBuV/m)	Margin (dB)	Peak Limit (dBuV/m)	PK Margin (dB)	Azimuth (Degs)	Height (cm)	Polarity
4	3.453932	58.03	PK-U	32.9	-47.3	0	43.63	-	-	68.2	-24.57	221	351	V
4	3.464394	57.89	PK-U	32.9	-47.2	0	43.59	-	-	68.2	-24.61	316	388	H
5	4.435064	57.58	PK-U	33.8	-47.1	0	44.28	-	-	68.2	-23.92	68	343	V
2	4.469174	57.49	PK-U	33.8	-47.3	0	43.99	-	-	68.2	-24.21	268	109	H
6	8.834766	56.03	PK-U	35.8	-43.8	0	48.03	-	-	68.2	-20.17	357	156	V
3	8.864079	55.55	PK-U	35.8	-43.6	0	47.75	-	-	68.2	-20.45	201	320	H

* - indicates frequency in CFR47 Pt 15 / IC RSS-Restricted Band
Pk - Peak detector
RMS - RMS detection

UL LLC.
47173 Benicia Street, Fremont, CA 94538; USA. TEL:(510) 319-4000 FAX:(510) 661-0888
This report shall not be reproduced except in full, without the written approval of UL LLC.

HARMONICS AND SPURIOUS EMISSIONS (LOW CHANNEL / 5260MHz)

RU106 Mode, LOW CHANNEL RESULTS

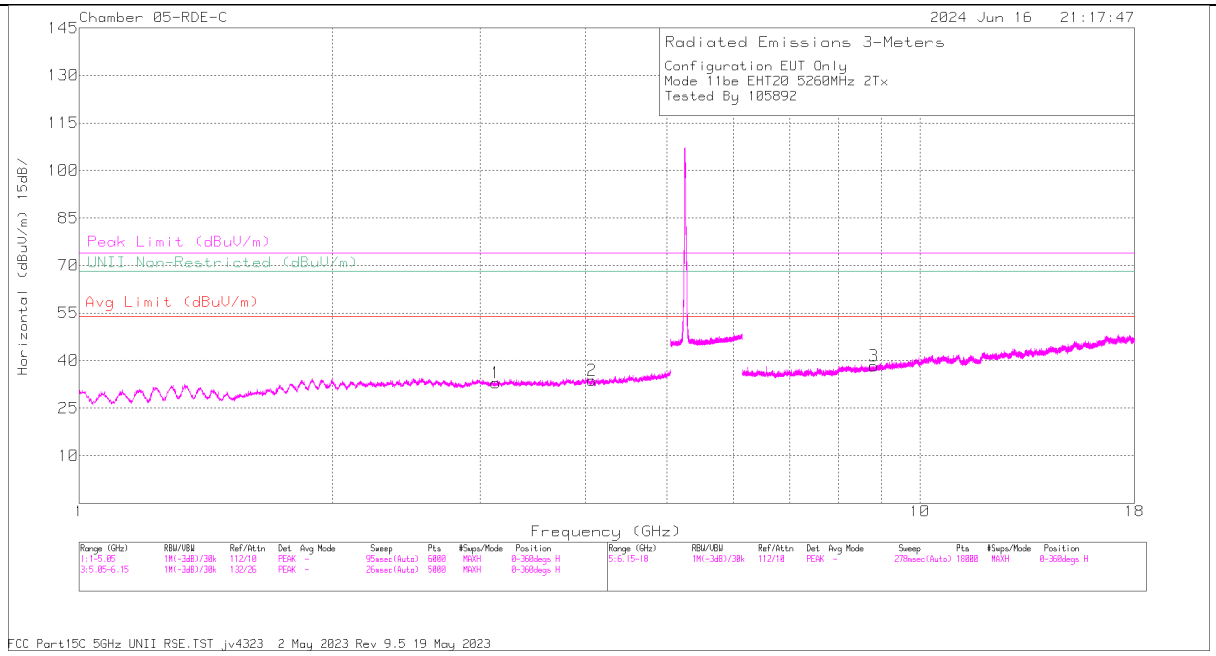

HORIZONTAL

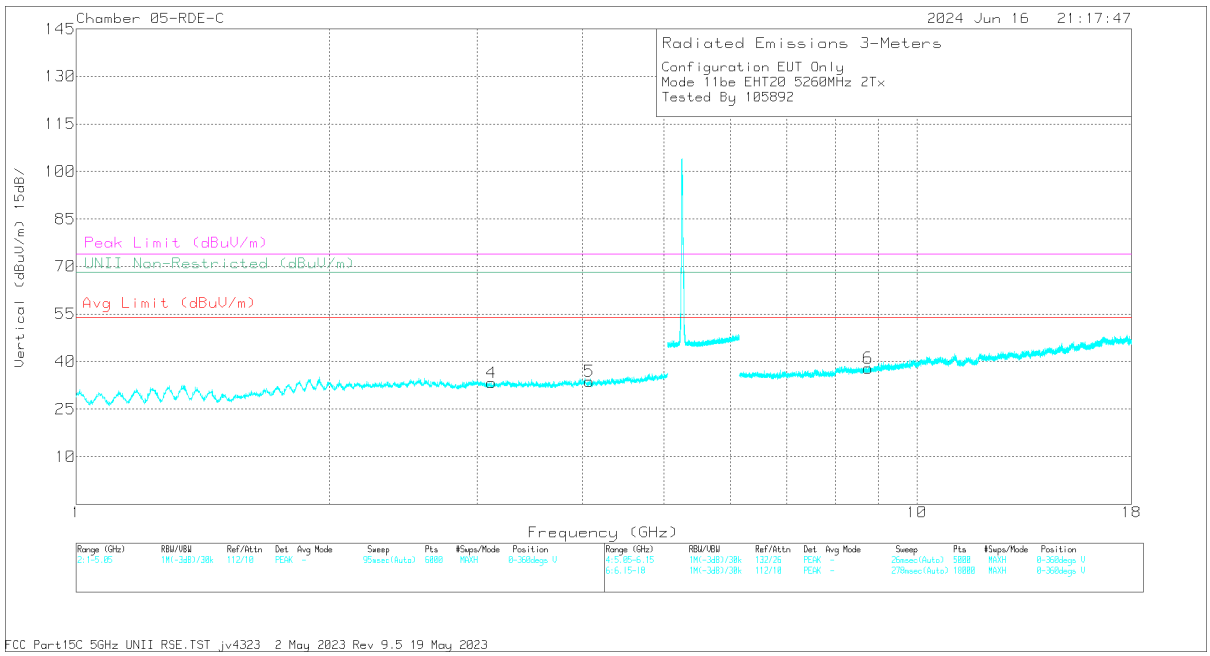

VERTICAL

UL LLC.
47173 Benicia Street, Fremont, CA 94538; USA. TEL:(510) 319-4000 FAX:(510) 661-0888
This report shall not be reproduced except in full, without the written approval of UL LLC.

RADIATED EMISSIONS

Marker	Frequency (GHz)	Meter Reading (dBuV)	Det	81887 ACF (dB/m)	DCCF (dB)	Gain/Loss (dB)	Corrected Reading (dBuV/m)	Avg Limit (dBuV/m)	Margin (dB)	Peak Limit (dBuV/m)	PK Margin (dB)	Azimuth (Degs)	Height (cm)	Polarity
2	* 4.073413	57.55	PK-U	33.3	0	-47.06	43.79	-	-	74	-30.21	340	258	H
2	* 4.07298	45.94	ADR	33.3	0	-47.1	32.14	54	-21.86	-	-	340	258	H
5	* 4.076743	57.54	PK-U	33.3	0	-47	43.84	-	-	74	-30.16	297	217	V
5	* 4.077033	45.88	ADR	33.3	0	-47	32.18	54	-21.82	-	-	297	217	V
4	3.119244	58.39	PK-U	32.9	0	-48.1	43.19	-	-	68.2	-25.01	26	179	V
1	3.129536	57.95	PK-U	33	0	-48.1	42.85	-	-	68.2	-25.35	125	320	H
6	8.753462	56.18	PK-U	35.8	0	-44.1	47.88	-	-	68.2	-20.32	190	134	V
3	8.820459	56.55	PK-U	35.8	0	-44	48.35	-	-	68.2	-19.85	102	143	H

* - indicates frequency in CFR47 Pt 15 / IC RSS-Restricted Band
Pk - Peak detector
RMS - RMS detection

UL LLC.
47173 Benicia Street, Fremont, CA 94538; USA. TEL:(510) 319-4000 FAX:(510) 661-0888
This report shall not be reproduced except in full, without the written approval of UL LLC.

1.1.17. 802.11n/ac SISO MODE IN UNII-2C BAND – BANDEDGES

UNII-2c (SISO)	Channel Frequency (MHz)	Ant. #	Frequency (GHz)	Meter Reading (dBuV)	Det	AF (dB/m)	Amp/Cbl/Fltr/Pad (dB)	DCCF (dB)	Corrected Reading (dBuV/m)	Avg Limit (dBuV/m)	Avg Margin (dB)	Pk Limit (dBuV/m)	Pk Margin (dB)	Azimuth (Degs)	Height (cm)	Polarity
HT20	5500	6	*5.393666	33.17	RMS	34.5	-24.23	0.74	44.18	54	-9.82	-	-	220	108	H
			*5.393666	33.17	RMS	34.5	-24.23	0.74	44.18	54	-9.82	-	-	220	108	H
			*5.458399	46.16	Pk	34.6	-24.18	0	56.58	-	-	74	-17.42	220	108	H
			5.46	43.11	Pk	34.6	-24.18	0	53.53	-	-	68.2	-14.67	220	108	H
			5.46	31.21	RMS	34.6	-24.18	0.74	42.37	54	-11.63	-	-	220	108	H
			*5.469643	52.76	Pk	34.6	-24.16	0	63.2	-	-	68.2	-5	220	108	H
			5.47	50	Pk	34.6	-24.15	0	60.45	-	-	68.2	-7.75	220	108	H
			*5.376622	42.7	Pk	34.5	-24.37	0	52.83	-	-	74	-21.17	149	211	V
			*5.404999	30.48	RMS	34.6	-24.2	0.74	41.62	54	-12.38	-	-	149	211	V
			*5.404999	30.48	RMS	34.6	-24.2	0.74	41.62	54	-12.38	-	-	149	211	V
			5.46	40.65	Pk	34.6	-24.18	0	51.07	-	-	68.2	-17.13	149	211	V
			5.46	28.97	RMS	34.6	-24.18	0.74	40.13	54	-13.87	-	-	149	211	V
			5.468821	47.54	Pk	34.6	-24.17	0	57.97	-	-	68.2	-10.23	149	211	V
			5.47	44.24	Pk	34.6	-24.15	0	54.69	-	-	68.2	-13.51	149	211	V
	5700		5.725	48.23	Pk	34.7	-24.05	0	58.88	-	-	68.2	-9.32	45	132	H
			5.72511	52.05	Pk	34.7	-24.05	0	62.7	-	-	68.2	-5.5	45	132	H
			5.725	44.73	Pk	34.7	-24.05	0	55.38	-	-	68.2	-12.82	337	153	V
			5.726264	49.04	Pk	34.7	-24.04	0	59.7	-	-	68.2	-8.5	337	153	V
	5500	5	* 5.46	56.58	Pk	34.4	-37.47	0	53.51	-	-	68.2	-14.69	214	218	H
			* 5.362355	60.09	Pk	34.5	-37.63	0	56.96	-	-	74	-17.04	214	218	H
			* 5.46	45.26	RMS	34.4	-37.47	0.74	43.02	54	-10.98	-	-	214	218	H
			* 5.384155	46.94	RMS	34.5	-37.52	0.74	44.75	54	-9.25	-	-	214	218	H
			* 5.384155	46.94	RMS	34.5	-37.52	0.74	44.75	54	-9.25	-	-	214	218	H
			5.469577	59.47	Pk	34.4	-37.46	0	56.41	-	-	68.2	-11.79	214	218	H
			5.47	58.8	Pk	34.4	-37.46	0	55.74	-	-	68.2	-12.46	214	218	H
			* 5.46	57.76	Pk	34.4	-37.47	0	54.69	-	-	68.2	-13.51	242	303	V
			* 5.413288	59.34	Pk	34.5	-37.55	0	56.29	-	-	74	-17.71	242	303	V
			* 5.46	45.82	RMS	34.4	-37.47	0.74	43.58	54	-10.42	-	-	242	303	V
			* 5.377978	46.92	RMS	34.5	-37.55	0.74	44.7	54	-9.3	-	-	242	303	V
			* 5.377978	46.92	RMS	34.5	-37.55	0.74	44.7	54	-9.3	-	-	242	303	V
			5.464443	59.37	Pk	34.4	-37.42	0	56.35	-	-	68.2	-11.85	242	303	V
			5.47	57.63	Pk	34.4	-37.46	0	54.57	-	-	68.2	-13.63	242	303	V
	5700		5.725	62.57	Pk	34.6	-36.76	0	60.41	-	-	68.2	-7.79	306	175	H
			5.725095	63.34	Pk	34.6	-36.76	0	61.18	-	-	68.2	-7.02	306	175	H
			5.725	62.12	Pk	34.6	-36.76	0	59.96	-	-	68.2	-8.24	36	119	V
			5.725038	62.52	Pk	34.6	-36.76	0	60.36	-	-	68.2	-7.84	36	119	V
HT40	5510	6	*5.459732	48.55	Pk	34.6	-24.18	0	58.97	-	-	74	-15.03	227	102	H
			*5.459821	34.2	RMS	34.6	-24.18	0.93	45.55	54	-8.45	-	-	227	102	H
			*5.459821	34.2	RMS	34.6	-24.18	0.93	45.55	54	-8.45	-	-	227	102	H
			5.46	46.08	Pk	34.6	-24.18	0	56.5	-	-	68.2	-11.7	227	102	H
			5.46	33.77	RMS	34.6	-24.18	0.93	45.12	54	-8.88	-	-	227	102	H
			5.469999	52.85	Pk	34.6	-24.15	0	63.3	-	-	68.2	-4.9	227	102	H
			5.47	52.72	Pk	34.6	-24.15	0	63.17	-	-	68.2	-5.03	227	102	H
			*5.459554	31.47	RMS	34.6	-24.18	0.93	42.82	54	-11.18	-	-	160	199	V
			*5.459554	31.47	RMS	34.6	-24.18	0.93	42.82	54	-11.18	-	-	160	199	V
			*5.459954	43.7	Pk	34.6	-24.18	0	54.12	-	-	74	-19.88	160	199	V
			5.46	42.56	Pk	34.6	-24.18	0	52.98	-	-	68.2	-15.22	160	199	V
			5.46	30.61	RMS	34.6	-24.18	0.93	41.96	54	-12.04	-	-	160	199	V
			5.469332	47.86	Pk	34.6	-24.17	0	58.29	-	-	68.2	-9.91	160	199	V
			5.47	45.32	Pk	34.6	-24.15	0	55.77	-	-	68.2	-12.43	160	199	V
	5670		5.725	49.31	Pk	34.7	-24.05	0	59.96	-	-	68.2	-8.24	229	103	H
			5.726419	52.96	Pk	34.7	-24.04	0	63.62	-	-	68.2	-4.58	229	103	H
			5.725	45.93	Pk	34.7	-24.05	0	56.58	-	-	68.2	-11.62	151	179	V
			5.726436	49.34	Pk	34.7	-24.04	0	60	-	-	68.2	-8.2	151	179	V
	5510	5	*5.459399	59.09	Pk	34.6	-37.03	0	56.66	-	-	74	-17.34	204	387	H
			*5.459977	46.98	RMS	34.6	-37.03	0.93	45.48	54	-8.52	-	-	204	387	H
			*5.459977	46.98	RMS	34.6	-37.03	0.93	45.48	54	-8.52	-	-	204	387	H
			5.46	57.92	Pk	34.6	-37.03	0	55.49	-	-	68.2	-12.71	204	387	H
			5.466666	65.62	Pk	34.6	-37	0	63.22	-	-	68.2	-4.98	204	387	H
			5.47	63.48	Pk	34.6	-37.03	0	61.05	-	-	68.2	-7.15	204	387	H
			*5.457977	46.87	RMS	34.6	-37.03	0.93	45.37	54	-8.63	-	-	293	100	V
			*5.459088	59.73	Pk	34.6	-37.03	0	57.3	-	-	74	-16.7	293	100	V
			5.46	57.57	Pk	34.6	-37.03	0	55.14	-	-	68.2	-13.06	293	100	V
			5.469421	65.42	Pk	34.6	-37.02	0	63	-	-	68.2	-5.2	293	100	V
			5.47	62.71	Pk	34.6	-37.03	0	60.28	-	-	68.2	-7.92	293	100	V
	5670		5.725	57.68	Pk	34.9	-36.86	0	55.72	-	-	68.2	-12.48	208	298	H
			5.729588	59.53	Pk	34.9	-36.77	0	57.66	-	-	68.2	-10.54	208	298	H
			5.725	57.5	Pk	34.9	-36.86	0	55.54	-	-	68.2	-12.66	285	103	V
			5.726833	59.49	Pk	34.9	-36.8	0	57.59	-	-	68.2	-10.61	285	103	V

* - indicates frequency in CFR47 Pt 15 / IC RSS-Restricted Band
Pk - Peak detector
RMS - RMS detection

UL LLC.
47173 Benicia Street, Fremont, CA 94538; USA. TEL:(510) 319-4000 FAX:(510) 661-0888
This report shall not be reproduced except in full, without the written approval of UL LLC.

UNII-2c (SISO)	Channel Frequecy (MHz)	Ant. #	Frequency (GHz)	Meter Reading (dBuV)	Det	AF (dB/m)	Amp/Cbl/Fltr/Pad (dB)	DCCF (dB)	Corrected Reading (dBuV/m)	Avg Limit (dBuV/m)	Avg Margin (dB)	Pk Limit (dBuV/m)	Pk Margin (dB)	Azimuth (Degs)	Height (cm)	Polarity
VHT80	5530	6	*5.441821	65	Pk	34.6	-37.09	0	62.51	-	-	74	-11.49	98	135	H
			*5.458866	51.74	RMS	34.6	-37.03	1.57	50.88	54	-3.12	-	-	98	135	H
			*5.458866	51.74	RMS	34.6	-37.03	1.57	50.88	54	-3.12	-	-	98	135	H
			5.46	62.64	Pk	34.6	-37.03	0	60.21	-	-	68.2	-7.99	98	135	H
			5.46	51.18	RMS	34.6	-37.03	1.57	50.32	54	-3.68	-	-	98	135	H
			5.46051	65.34	Pk	34.6	-37.02	0	62.92	-	-	68.2	-5.28	98	135	H
			5.47	63.13	Pk	34.6	-37.03	0	60.7	-	-	68.2	-7.5	98	135	H
			*5.436088	60	Pk	34.6	-37.1	0	57.5	-	-	74	-16.5	69	163	V
			*5.456688	47.45	RMS	34.6	-37.03	1.57	46.59	54	-7.41	-	-	69	163	V
			*5.456688	47.45	RMS	34.6	-37.03	1.57	46.59	54	-7.41	-	-	69	163	V
			5.46	58.32	Pk	34.6	-37.03	0	55.89	-	-	68.2	-12.31	69	163	V
			5.46	46.48	RMS	34.6	-37.03	1.57	45.62	54	-8.38	-	-	69	163	V
			5.461599	60.1	Pk	34.6	-37	0	57.7	-	-	68.2	-10.5	69	163	V
			5.47	58.18	Pk	34.6	-37.03	0	55.75	-	-	68.2	-12.45	69	163	V
	5530	5	*5.452577	48.17	RMS	34.6	-37.06	1.57	47.28	54	-6.72	-	-	268	295	H
			*5.452577	48.17	RMS	34.6	-37.06	1.57	47.28	54	-6.72	-	-	268	295	H
			*5.45391	64.13	Pk	34.6	-37.04	0	61.69	-	-	74	-12.31	268	295	H
			5.46	59.25	Pk	34.6	-37.03	0	56.82	-	-	68.2	-11.38	268	295	H
			5.46	46.06	RMS	34.6	-37.03	1.57	45.2	54	-8.8	-	-	268	295	H
			5.46771	63.59	Pk	34.6	-37.01	0	61.18	-	-	68.2	-7.02	268	295	H
			5.47	59.92	Pk	34.6	-37.03	0	57.49	-	-	68.2	-10.71	268	295	H
			*5.453955	66.47	Pk	34.6	-37.04	0	64.03	-	-	74	-9.97	292	132	V
			*5.454466	50.1	RMS	34.6	-37.04	1.57	49.23	54	-4.77	-	-	292	132	V
			*5.454466	50.1	RMS	34.6	-37.04	1.57	49.23	54	-4.77	-	-	292	132	V
			5.46	63.39	Pk	34.6	-37.03	0	60.96	-	-	68.2	-7.24	292	132	V
			5.46	48.26	RMS	34.6	-37.03	1.57	47.4	54	-6.6	-	-	292	132	V
			5.468377	66.07	Pk	34.6	-37.02	0	63.65	-	-	68.2	-4.55	292	132	V
			5.47	64.05	Pk	34.6	-37.03	0	61.62	-	-	68.2	-6.58	292	132	V
VHT160	5570 (Low BE)	6	*5.414399	65.76	Pk	34.5	-37.11	0	63.15	-	-	74	-10.85	91	166	H
			*5.457577	53.01	RMS	34.6	-37.03	1.6	52.18	54	-1.82	-	-	91	166	H
			*5.457577	53.01	RMS	34.6	-37.03	1.6	52.18	54	-1.82	-	-	91	166	H
			5.46	60.77	Pk	34.6	-37.03	0	58.34	-	-	68.2	-9.86	91	166	H
			5.46	49.49	RMS	34.6	-37.03	1.6	48.66	54	-5.34	-	-	91	166	H
			5.46551	65.19	Pk	34.6	-36.99	0	62.8	-	-	68.2	-5.4	91	166	H
			5.47	60.52	Pk	34.6	-37.03	0	58.09	-	-	68.2	-10.11	91	166	H
			*5.414466	62.11	Pk	34.5	-37.11	0	59.5	-	-	74	-14.5	26	214	V
			5.457888	48.68	RMS	34.6	-37.03	1.6	47.85	54	-6.15	-	-	26	214	V
			5.457888	48.68	RMS	34.6	-37.03	1.6	47.85	54	-6.15	-	-	26	214	V
			5.46	58.73	Pk	34.6	-37.03	0	56.3	-	-	68.2	-11.9	26	214	V
			5.46	46.73	RMS	34.6	-37.03	1.6	45.9	54	-8.1	-	-	26	214	V
			5.46551	62.13	Pk	34.6	-36.99	0	59.74	-	-	68.2	-8.46	26	214	V
			5.47	57.91	Pk	34.6	-37.03	0	55.48	-	-	68.2	-12.72	26	214	V
	5570 (High BE)		5.725	64.74	Pk	34.7	-36.6	0	62.84	-	-	68.2	-5.36	161	120	H
			5.725662	65.46	Pk	34.7	-36.6	0	63.56	-	-	68.2	-4.64	161	120	H
			5.725	61.47	Pk	34.7	-36.6	0	59.57	-	-	68.2	-8.63	90	165	V
			5.726341	62.08	Pk	34.7	-36.6	0	60.18	-	-	68.2	-8.02	90	165	V
	5570 (Low BE)	5	* 5.46	62.7	Pk	34.5	-37.1	0	60.1	-	-	68.2	-8.1	165	101	H
			* 5.455488	64.01	Pk	34.5	-37.2	0	61.31	-	-	74	-12.69	165	101	H
			* 5.46	50.02	RMS	34.5	-37.1	1.6	49.02	54	-4.98	-	-	165	101	H
			* 5.457221	51.14	RMS	34.5	-37.2	1.6	50.04	54	-3.96	-	-	165	101	H
			* 5.457221	51.14	RMS	34.5	-37.2	1.6	50.04	54	-3.96	-	-	165	101	H
			5.467732	64.34	Pk	34.6	-37.2	0	61.74	-	-	68.2	-6.46	165	101	H
			5.47	62.67	Pk	34.6	-37.1	0	60.17	-	-	68.2	-8.03	165	101	H
			* 5.46	61.28	Pk	34.5	-37.1	0	58.68	-	-	68.2	-9.52	125	108	V
			* 5.453532	63.47	Pk	34.5	-37.2	0	60.77	-	-	74	-13.23	125	108	V
			* 5.46	49.87	RMS	34.5	-37.1	1.6	48.87	54	-5.13	-	-	125	108	V
			* 5.457466	50.37	RMS	34.5	-37.2	1.6	49.27	54	-4.73	-	-	125	108	V
			* 5.457466	50.37	RMS	34.5	-37.2	1.6	49.27	54	-4.73	-	-	125	108	V
			5.468199	63.81	Pk	34.6	-37.2	0	61.21	-	-	68.2	-6.99	125	108	V
			5.47	62.1	Pk	34.6	-37.1	0	59.6	-	-	68.2	-8.6	125	108	V
	5570 (High BE)		5.725	64.37	Pk	34.7	-36.6	0	62.47	-	-	68.2	-5.73	79	352	H
			5.725713	65.38	Pk	34.7	-36.6	0	63.48	-	-	68.2	-4.72	79	352	H
			5.725	60.2	Pk	34.7	-36.6	0	58.3	-	-	68.2	-9.9	188	101	V
			5.725765	62.38	Pk	34.7	-36.6	0	60.48	-	-	68.2	-7.72	188	101	V

* - indicates frequency in CFR47 Pt 15 / IC RSS-Restricted Band
Pk - Peak detector
RMS - RMS detection

UL LLC.
47173 Benicia Street, Fremont, CA 94538; USA. TEL:(510) 319-4000 FAX:(510) 661-0888
This report shall not be reproduced except in full, without the written approval of UL LLC.

BANDEDGE (LOW CHANNEL / 5500MHz)

HORIZONTAL RESULT

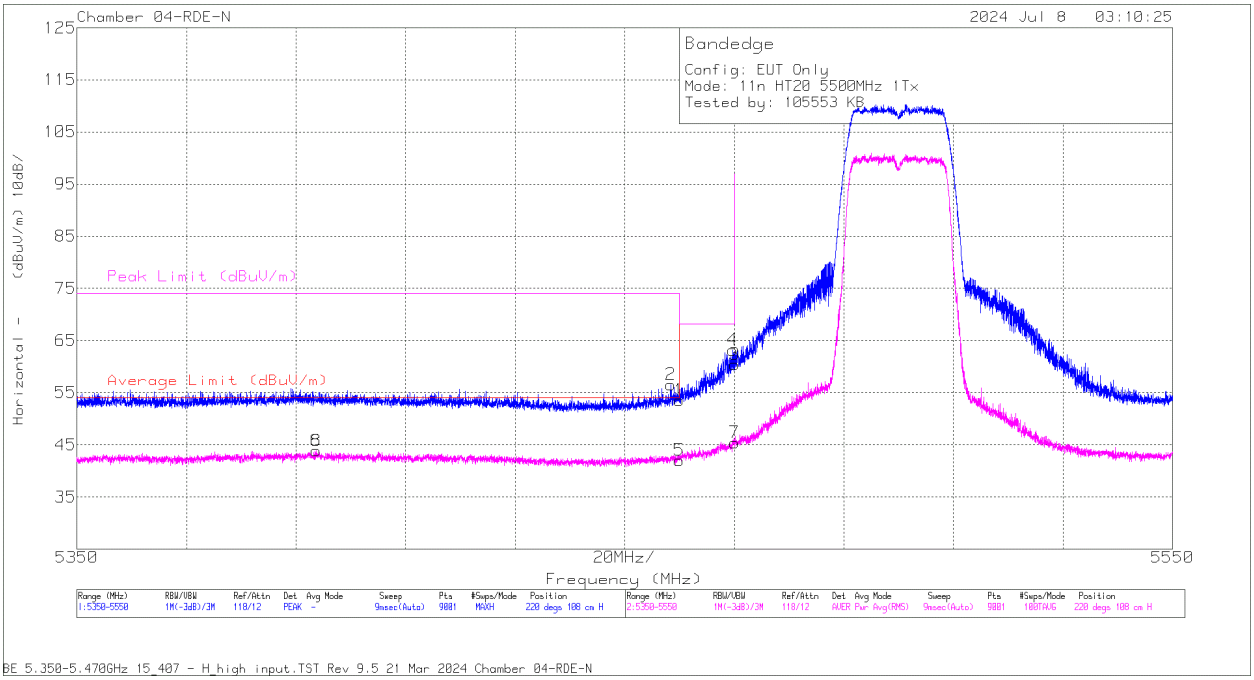

Marker	Frequency (GHz)	Meter Reading (dBuV)	Det	223083 ACF (dB/m)	DCCF (dB)	Gain/Loss (dB)	Corrected Reading (dBuV/m)	Average Limit (dBuV/m)	Margin (dB)	Peak Limit (dBuV/m)	PK Margin (dB)	Azimuth (Degs)	Height (cm)	Polarity
6	5.393666	33.17	RMS	34.5	.74	-24.23	44.18	54	-9.82	-	-	220	108	H
8	5.393666	33.17	RMS	34.5	.74	-24.23	44.18	54	-9.82	-	-	220	108	H
2	5.458399	46.16	Pk	34.6	0	-24.18	56.58	-	-	74	-17.42	220	108	H
1	5.46	43.11	Pk	34.6	0	-24.18	53.53	-	-	68.2	-14.67	220	108	H
5	5.46	31.21	RMS	34.6	.74	-24.18	42.37	54	-11.63	-	-	220	108	H
4	5.469643	52.76	Pk	34.6	0	-24.16	63.2	-	-	68.2	-5	220	108	H
3	5.47	50	Pk	34.6	0	-24.15	60.45	-	-	68.2	-7.75	220	108	H

* - indicates frequency in CFR47 Pt 15 / IC RSS-Restricted Band
Pk - Peak detector
RMS - RMS detection

UL LLC.
47173 Benicia Street, Fremont, CA 94538; USA. TEL:(510) 319-4000 FAX:(510) 661-0888
This report shall not be reproduced except in full, without the written approval of UL LLC.

BANDEDGE (LOW CHANNEL / 5500MHz)

VERTICTAL RESULT

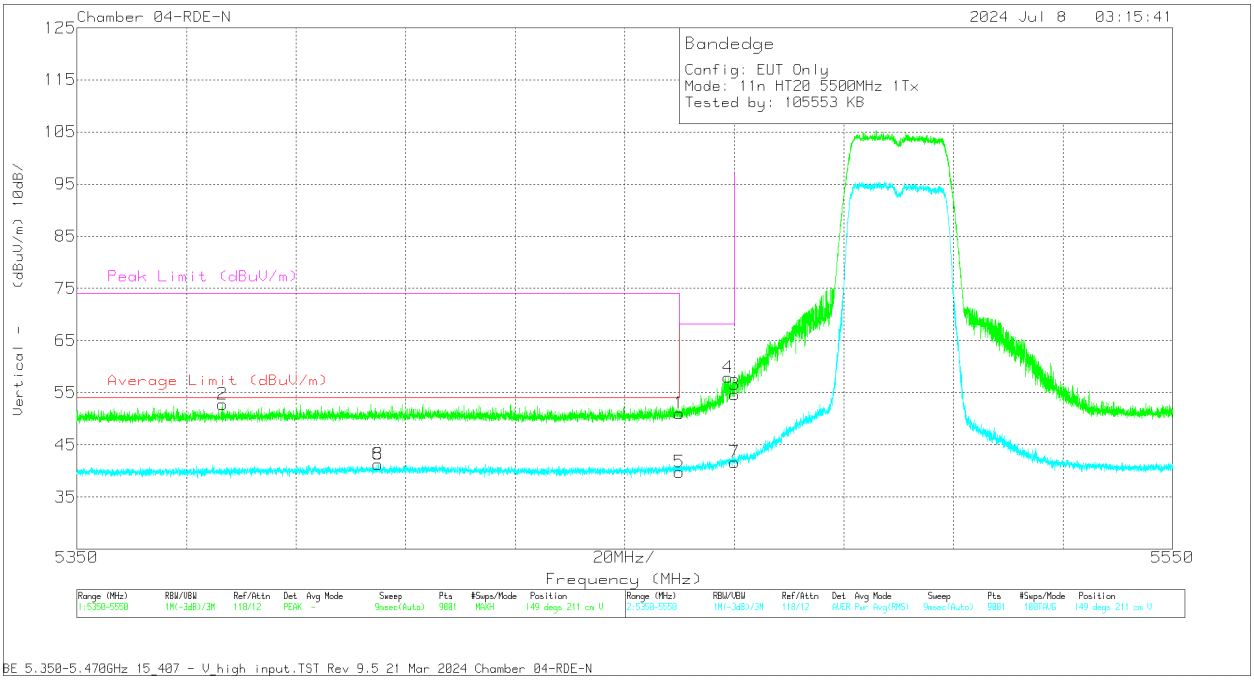

Marker	Frequency (GHz)	Meter Reading (dBuV)	Det	223083 ACF (dB/m)	DCCF (dB)	Gain/Loss (dB)	Corrected Reading (dBuV/m)	Average Limit (dBuV/m)	Margin (dB)	Peak Limit (dBuV/m)	PK Margin (dB)	Azimuth (Degs)	Height (cm)	Polarity
2	5.376622	42.7	Pk	34.5	0	-24.37	52.83	-	-	74	-21.17	149	211	V
6	5.404999	30.48	RMS	34.6	.74	-24.2	41.62	54	-12.38	-	-	149	211	V
8	5.404999	30.48	RMS	34.6	.74	-24.2	41.62	54	-12.38	-	-	149	211	V
1	5.46	40.65	Pk	34.6	0	-24.18	51.07	-	-	68.2	-17.13	149	211	V
5	5.46	28.97	RMS	34.6	.74	-24.18	40.13	54	-13.87	-	-	149	211	V
4	5.468821	47.54	Pk	34.6	0	-24.17	57.97	-	-	68.2	-10.23	149	211	V
3	5.47	44.24	Pk	34.6	0	-24.15	54.69	-	-	68.2	-13.51	149	211	V

* - indicates frequency in CFR47 Pt 15 / IC RSS-Restricted Band
Pk - Peak detector
RMS - RMS detection

UL LLC.
47173 Benicia Street, Fremont, CA 94538; USA. TEL:(510) 319-4000 FAX:(510) 661-0888
This report shall not be reproduced except in full, without the written approval of UL LLC.

BANDEDGE (HIGH CHANNEL / 5700MHz)

HORIZONTAL RESULT

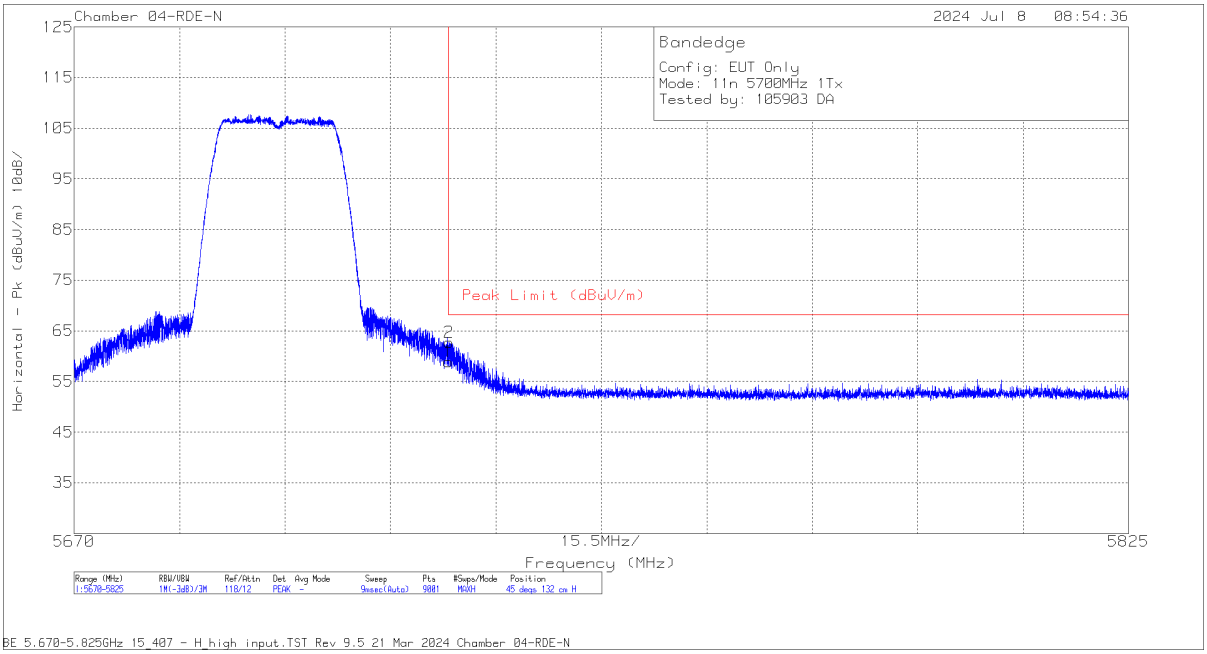

Marker	Frequency (GHz)	Meter Reading (dBuV)	Det	223083 ACF (dB/m)	DCCF (dB)	Gain/Loss (dB)	Corrected Reading (dBuV/m)	Peak Limit (dBuV/m)	PK Margin (dB)	Azimuth (Degs)	Height (cm)	Polarity
1	5.725	48.23	Pk	34.7	0	-24.05	58.88	68.2	-9.32	45	132	H
2	5.72511	52.05	Pk	34.7	0	-24.05	62.7	68.2	-5.5	45	132	H

* - indicates frequency in CFR47 Pt 15 / IC RSS-Restricted Band
Pk - Peak detector
RMS - RMS detection

UL LLC.
47173 Benicia Street, Fremont, CA 94538; USA. TEL:(510) 319-4000 FAX:(510) 661-0888
This report shall not be reproduced except in full, without the written approval of UL LLC.

BANDEDGE (HIGH CHANNEL / 5700MHz)

VERTICAL RESULT

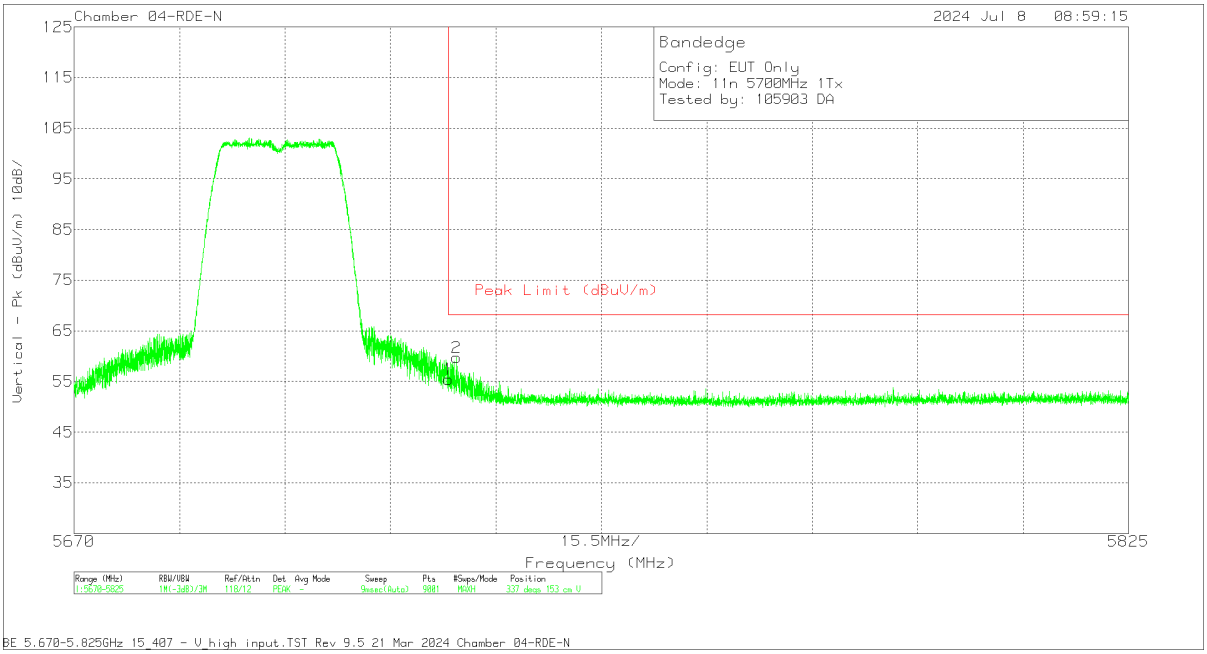

Marker	Frequency (GHz)	Meter Reading (dBuV)	Det	223083 ACF (dB/m)	DCCF (dB)	Gain/Loss (dB)	Corrected Reading (dBuV/m)	Peak Limit (dBuV/m)	PK Margin (dB)	Azimuth (Degs)	Height (cm)	Polarity
1	5.725	44.73	Pk	34.7	0	-24.05	55.38	68.2	-12.82	337	153	V
2	5.726264	49.04	Pk	34.7	0	-24.04	59.7	68.2	-8.5	337	153	V

* - indicates frequency in CFR47 Pt 15 / IC RSS-Restricted Band
Pk - Peak detector
RMS - RMS detection

UL LLC.
47173 Benicia Street, Fremont, CA 94538; USA. TEL:(510) 319-4000 FAX:(510) 661-0888
This report shall not be reproduced except in full, without the written approval of UL LLC.

1.1.18. 802.11n/ac MIMO MODE IN UNII-2C BAND – BANDEDGES

UNII-2c (MIMO CDD)	Channel Frequency (MHz)	Ant. #	Frequency (GHz)	Meter Reading (dBuV)	Det	AF (dB/m)	Amp/Cbl/Fltr/Pad (dB)	DCCF (dB)	Corrected Reading (dBuV/m)	Avg Limit (dBuV/m)	Avg Margin (dB)	Pk Limit (dBuV/m)	Pk Margin (dB)	Azimuth (Degs)	Height (cm)	Polarity
HT20	5500	6 + 5	*5.396333	33.04	RMS	34.6	-24.19	0.74	44.19	54	-9.81	-	-	227	119	H
			*5.396333	33.04	RMS	34.6	-24.19	0.74	44.19	54	-9.81	-	-	227	119	H
			*5.414866	45.36	Pk	34.6	-24.15	0	55.81	-	-	74	-18.19	227	119	H
			5.46	44.2	Pk	34.6	-24.18	0	54.62	-	-	68.2	-13.58	227	119	H
			5.46	31.2	RMS	34.6	-24.18	0.74	42.36	54	-11.64	-	-	227	119	H
			5.468621	53.09	Pk	34.6	-24.17	0	63.52	-	-	68.2	-4.68	227	119	H
			5.47	51.45	Pk	34.6	-24.15	0	61.9	-	-	68.2	-6.3	227	119	H
			*5.457021	43.01	Pk	34.6	-24.19	0	53.42	-	-	74	-20.58	200	179	V
			*5.459999	30.08	RMS	34.6	-24.18	0.74	41.24	54	-12.76	-	-	200	179	V
			*5.459999	30.08	RMS	34.6	-24.18	0.74	41.24	54	-12.76	-	-	200	179	V
			5.46	40.77	Pk	34.6	-24.18	0	51.19	-	-	68.2	-17.01	200	179	V
			5.46	30.04	RMS	34.6	-24.18	0.74	41.2	54	-12.8	-	-	200	179	V
			5.469665	47.5	Pk	34.6	-24.16	0	57.94	-	-	68.2	-10.26	200	179	V
			5.47	46.59	Pk	34.6	-24.15	0	57.04	-	-	68.2	-11.16	200	179	V
	5700		5.725	48.9	Pk	34.7	-24.05	0	59.55	-	-	68.2	-8.65	230	105	H
			5.725265	52.88	Pk	34.7	-24.05	0	63.53	-	-	68.2	-4.67	230	105	H
			5.725	45.34	Pk	34.7	-24.05	0	55.99	-	-	68.2	-12.21	163	202	V
			5.7253	47.53	Pk	34.7	-24.05	0	58.18	-	-	68.2	-10.02	163	202	V
HT40	5510	6 + 5	*5.457088	34.7	RMS	34.6	-24.19	0.93	46.04	54	-7.96	-	-	230	102	H
			*5.457088	34.7	RMS	34.6	-24.19	0.93	46.04	54	-7.96	-	-	230	102	H
			5.459421	48.97	Pk	34.6	-24.17	0	59.4	-	-	74	-14.6	230	102	H
			5.46	48	Pk	34.6	-24.18	0	58.42	-	-	68.2	-9.78	230	102	H
			5.46	33.85	RMS	34.6	-24.18	0.93	45.2	54	-8.8	-	-	230	102	H
			5.469954	52.58	Pk	34.6	-24.15	0	63.03	-	-	68.2	-5.17	230	102	H
			5.47	50.55	Pk	34.6	-24.15	0	61	-	-	68.2	-7.2	230	102	H
			*5.457066	43.68	Pk	34.6	-24.19	0	54.09	-	-	74	-19.91	199	180	V
			*5.459554	31.04	RMS	34.6	-24.18	0.93	42.39	54	-11.61	-	-	199	180	V
			*5.459554	31.04	RMS	34.6	-24.18	0.93	42.39	54	-11.61	-	-	199	180	V
			5.46	41.51	Pk	34.6	-24.18	0	51.93	-	-	68.2	-16.27	199	180	V
			5.46	30.2	RMS	34.6	-24.18	0.93	41.55	54	-12.45	-	-	199	180	V
			5.469577	47.39	Pk	34.6	-24.16	0	57.83	-	-	68.2	-10.37	199	180	V
			5.47	45.83	Pk	34.6	-24.15	0	56.28	-	-	68.2	-11.92	199	180	V
	5670		5.725	49.77	Pk	34.7	-24.05	0	60.42	-	-	68.2	-7.78	225	103	H
			5.728486	52.69	Pk	34.7	-24.04	0	63.35	-	-	68.2	-4.85	225	103	H
			5.725	45.3	Pk	34.7	-24.05	0	55.95	-	-	68.2	-12.25	154	159	V
			5.728813	47.97	Pk	34.7	-24.03	0	58.64	-	-	68.2	-9.56	154	159	V
VHT80	5530	6 + 5	*5.456199	51.05	Pk	34.6	-24.21	0	61.44	-	-	74	-12.56	56	103	H
			*5.458466	38.69	RMS	34.6	-24.18	1.57	50.67	54	-3.33	-	-	56	103	H
			*5.458466	38.69	RMS	34.6	-24.18	1.57	50.67	54	-3.33	-	-	56	103	H
			5.46	48.98	Pk	34.6	-24.18	0	59.4	-	-	68.2	-8.8	56	103	H
			5.46	36.27	RMS	34.6	-24.18	1.57	48.25	54	-5.75	-	-	56	103	H
			5.469621	52.79	Pk	34.6	-24.16	0	63.23	-	-	68.2	-4.97	56	103	H
			5.47	51.06	Pk	34.6	-24.15	0	61.51	-	-	68.2	-6.69	56	103	H
			*5.441088	46.49	Pk	34.6	-24.27	0	56.82	-	-	74	-17.18	340	210	V
			*5.45811	33.7	RMS	34.6	-24.19	1.57	45.67	54	-8.33	-	-	340	210	V
			*5.45811	33.7	RMS	34.6	-24.19	1.57	45.67	54	-8.33	-	-	340	210	V
			5.46	44.97	Pk	34.6	-24.18	0	55.39	-	-	68.2	-12.81	340	210	V
			5.46	31.82	RMS	34.6	-24.18	1.57	43.8	54	-10.2	-	-	340	210	V
			5.469999	47.55	Pk	34.6	-24.15	0	58	-	-	68.2	-10.2	340	210	V
			5.47	47.45	Pk	34.6	-24.15	0	57.9	-	-	68.2	-10.3	340	210	V
VHT160	5570 (Low BE)	6 + 5	* 5.46	60.69	Pk	34.5	-37.1	0	58.09	-	-	68.2	-10.11	153	144	H
			* 5.452821	64.63	Pk	34.5	-37.2	0	61.93	-	-	74	-12.07	153	144	H
			* 5.46	49.28	RMS	34.5	-37.1	1.6	48.28	54	-5.72	-	-	153	144	H
			* 5.457599	52.5	RMS	34.5	-37.2	1.6	51.4	54	-2.6	-	-	153	144	H
			* 5.457599	52.5	RMS	34.5	-37.2	1.6	51.4	54	-2.6	-	-	153	144	H
			5.463466	63.56	Pk	34.5	-37.1	0	60.96	-	-	68.2	-7.24	153	144	H
			5.47	61.08	Pk	34.6	-37.1	0	58.58	-	-	68.2	-9.62	153	144	H
			* 5.46	59.89	Pk	34.5	-37.1	0	57.29	-	-	68.2	-10.91	111	179	V
			* 5.414444	62.64	Pk	34.5	-37.2	0	59.94	-	-	74	-14.06	111	179	V
			* 5.46	48.05	RMS	34.5	-37.1	1.6	47.05	54	-6.95	-	-	111	179	V
			* 5.453177	49.62	RMS	34.5	-37.2	1.6	48.52	54	-5.48	-	-	111	179	V
			* 5.453177	49.62	RMS	34.5	-37.2	1.6	48.52	54	-5.48	-	-	111	179	V
			5.463932	61.36	Pk	34.5	-37.1	0	58.76	-	-	68.2	-9.44	111	179	V
			5.47	58.52	Pk	34.6	-37.1	0	56.02	-	-	68.2	-12.18	111	179	V
	5570 (High BE)		5.725	64.9	Pk	34.7	-36.6	0	63	-	-	68.2	-5.2	76	148	H
			5.725038	65.04	Pk	34.7	-36.6	0	63.14	-	-	68.2	-5.06	76	148	H
			5.725	62.25	Pk	34.7	-36.6	0	60.35	-	-	68.2	-7.85	23	300	V
			5.725095	62.85	Pk	34.7	-36.6	0	60.95	-	-	68.2	-7.25	23	300	V

* - indicates frequency in CFR47 Pt 15 / IC RSS-Restricted Band
Pk - Peak detector
RMS - RMS detection

UL LLC.
47173 Benicia Street, Fremont, CA 94538; USA. TEL:(510) 319-4000 FAX:(510) 661-0888
This report shall not be reproduced except in full, without the written approval of UL LLC.

BANDEDGE (LOW CHANNEL / 5500MHz)

HORIZONTAL RESULT

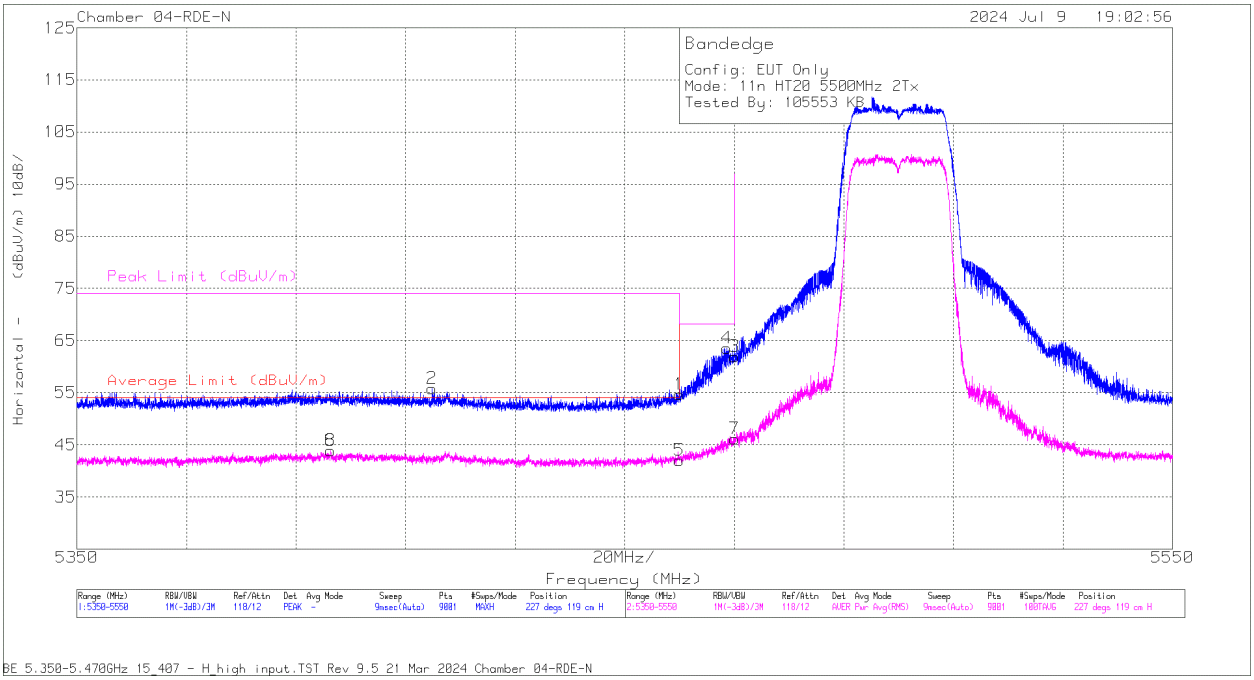

Marker	Frequency (GHz)	Meter Reading (dBuV)	Det	223083 ACF (dB/m)	DCCF (dB)	Gain/Loss (dB)	Corrected Reading (dBuV/m)	Average Limit (dBuV/m)	Margin (dB)	Peak Limit (dBuV/m)	PK Margin (dB)	Azimuth (Degs)	Height (cm)	Polarity
6	*5.396333	33.04	RMS	34.6	.74	-24.19	44.19	54	-9.81	-	-	227	119	H
8	*5.396333	33.04	RMS	34.6	.74	-24.19	44.19	54	-9.81	-	-	227	119	H
2	*5.414866	45.36	Pk	34.6	0	-24.15	55.81	-	-	74	-18.19	227	119	H
1	5.46	44.2	Pk	34.6	0	-24.18	54.62	-	-	68.2	-13.58	227	119	H
5	5.46	31.2	RMS	34.6	.74	-24.18	42.36	54	-11.64	-	-	227	119	H
4	5.468621	53.09	Pk	34.6	0	-24.17	63.52	-	-	68.2	-4.68	227	119	H
3	5.47	51.45	Pk	34.6	0	-24.15	61.9	-	-	68.2	-6.3	227	119	H

* - indicates frequency in CFR47 Pt 15 / IC RSS-Restricted Band
Pk - Peak detector
RMS - RMS detection

UL LLC.
47173 Benicia Street, Fremont, CA 94538; USA. TEL:(510) 319-4000 FAX:(510) 661-0888
This report shall not be reproduced except in full, without the written approval of UL LLC.

BANDEDGE (LOW CHANNEL / 5500MHz)

VERTICAL RESULT

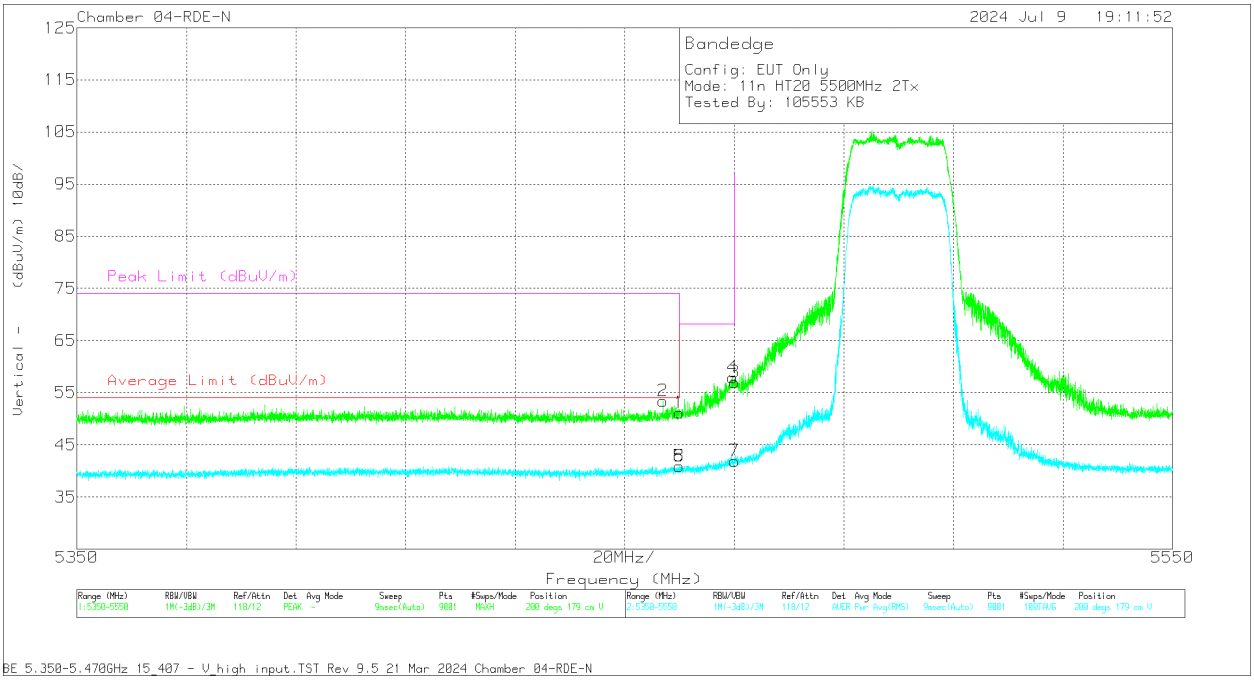

Marker	Frequency (GHz)	Meter Reading (dBuV)	Det	223083 ACF (dB/m)	DCCF (dB)	Gain/Loss (dB)	Corrected Reading (dBuV/m)	Average Limit (dBuV/m)	Margin (dB)	Peak Limit (dBuV/m)	PK Margin (dB)	Azimuth (Degs)	Height (cm)	Polarity
2	*5.457021	43.01	Pk	34.6	0	-24.19	53.42	-	-	74	-20.58	200	179	V
6	*5.459999	30.08	RMS	34.6	.74	-24.18	41.24	54	-12.76	-	-	200	179	V
8	*5.459999	30.08	RMS	34.6	.74	-24.18	41.24	54	-12.76	-	-	200	179	V
1	5.46	40.77	Pk	34.6	0	-24.18	51.19	-	-	68.2	-17.01	200	179	V
5	5.46	30.04	RMS	34.6	.74	-24.18	41.2	54	-12.8	-	-	200	179	V
4	5.469665	47.5	Pk	34.6	0	-24.16	57.94	-	-	68.2	-10.26	200	179	V
3	5.47	46.59	Pk	34.6	0	-24.15	57.04	-	-	68.2	-11.16	200	179	V

* - indicates frequency in CFR47 Pt 15 / IC RSS-Restricted Band
Pk - Peak detector
RMS - RMS detection

UL LLC.
47173 Benicia Street, Fremont, CA 94538; USA. TEL:(510) 319-4000 FAX:(510) 661-0888
This report shall not be reproduced except in full, without the written approval of UL LLC.

BANDEDGE (HIGH CHANNEL / 5700MHz)

HORIZONTAL RESULT

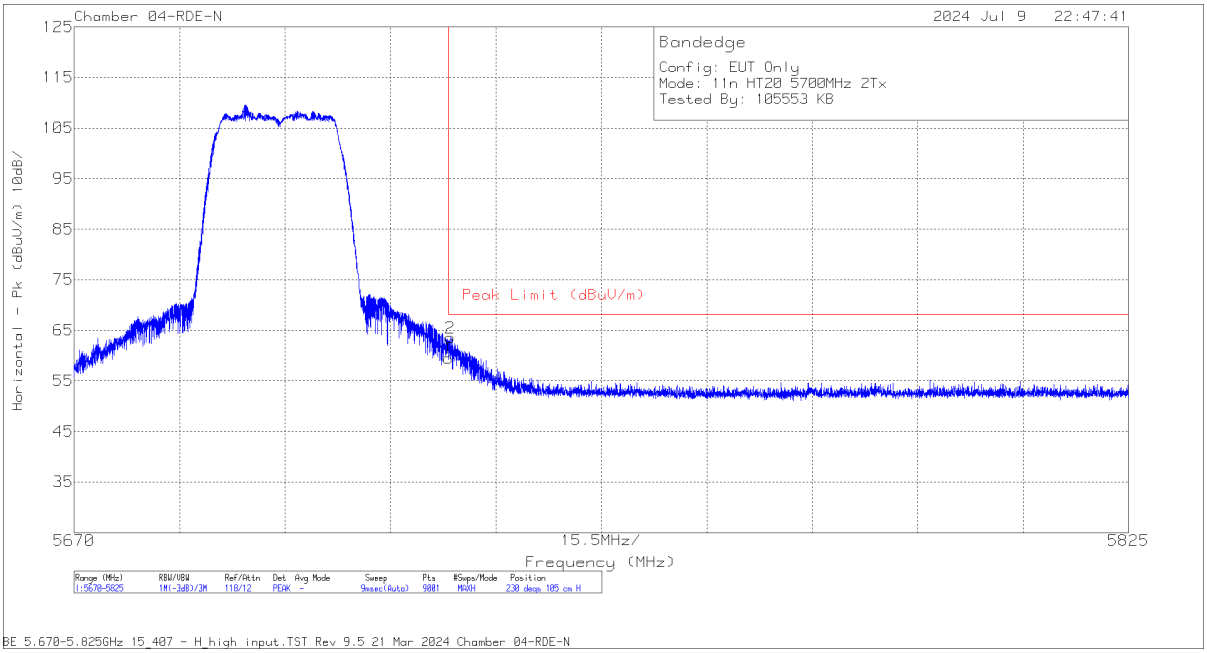

Marker	Frequency (GHz)	Meter Reading (dBuV)	Det	223083 ACF (dB/m)	DCCF (dB)	Gain/Loss (dB)	Corrected Reading (dBuV/m)	Peak Limit (dBuV/m)	PK Margin (dB)	Azimuth (Degs)	Height (cm)	Polarity
1	5.725	48.9	Pk	34.7	0	-24.05	59.55	68.2	-8.65	230	105	H
2	5.725265	52.88	Pk	34.7	0	-24.05	63.53	68.2	-4.67	230	105	H

* - indicates frequency in CFR47 Pt 15 / IC RSS-Restricted Band
Pk - Peak detector
RMS - RMS detection

UL LLC.
47173 Benicia Street, Fremont, CA 94538; USA. TEL:(510) 319-4000 FAX:(510) 661-0888
This report shall not be reproduced except in full, without the written approval of UL LLC.

BANDEDGE (HIGH CHANNEL / 5700MHz)

VERTICAL RESULT

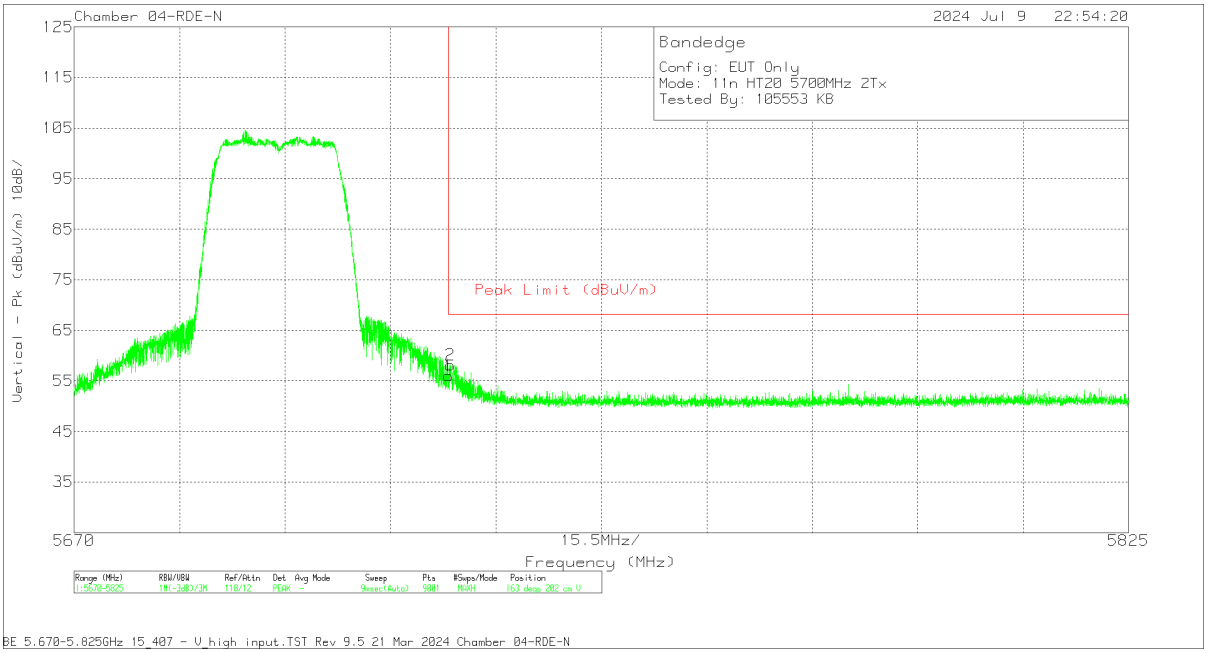

Marker	Frequency (GHz)	Meter Reading (dBuV)	Det	223083 ACF (dB/m)	DCCF (dB)	Gain/Loss (dB)	Corrected Reading (dBuV/m)	Peak Limit (dBuV/m)	PK Margin (dB)	Azimuth (Degs)	Height (cm)	Polarity
1	5.725	45.34	Pk	34.7	0	-24.05	55.99	68.2	-12.21	163	202	V
2	5.7253	47.53	Pk	34.7	0	-24.05	58.18	68.2	-10.02	163	202	V

* - indicates frequency in CFR47 Pt 15 / IC RSS-Restricted Band
Pk - Peak detector
RMS - RMS detection

UL LLC.
47173 Benicia Street, Fremont, CA 94538; USA. TEL:(510) 319-4000 FAX:(510) 661-0888
This report shall not be reproduced except in full, without the written approval of UL LLC.

1.1.19. 802.11be SISO SU MODE IN UNII-2C BAND – BANDEDGES

UNII-2c (SISO)	Channel Frequency (MHz)	Ant. #	Frequency (GHz)	Meter Reading (dBuV)	Det	AF (dB/m)	Amp/Cbl/Fltr/Pad (dB)	DCCF (dB)	Corrected Reading (dBuV/m)	Avg Limit (dBuV/m)	Avg Margin (dB)	Pk Limit (dBuV/m)	Pk Margin (dB)	Azimuth (Degs)	Height (cm)	Polarity
EHT20 (SU Mode)	5500	6	* 5.46	60	Pk	34.5	-37.68	0	56.82	-	-	68.2	-11.38	265	159	H
			* 5.459621	62.44	Pk	34.5	-37.69	0	59.25	-	-	74	-14.75	265	159	H
			* 5.46	47.81	RMS	34.5	-37.68	0.53	45.16	54	-8.84	-	-	265	159	H
			* 5.458421	49.17	RMS	34.5	-37.72	0.53	46.48	54	-7.52	-	-	265	159	H
			* 5.458421	49.17	RMS	34.5	-37.72	0.53	46.48	54	-7.52	-	-	265	159	H
			5.469643	65.95	Pk	34.5	-37.73	0	62.72	-	-	68.2	-5.48	265	159	H
			5.47	64.82	Pk	34.5	-37.72	0	61.6	-	-	68.2	-6.6	265	159	H
			* 5.46	57.97	Pk	34.5	-37.68	0	54.79	-	-	68.2	-13.41	200	233	V
			* 5.459043	61.31	Pk	34.5	-37.71	0	58.1	-	-	74	-15.9	200	233	V
			* 5.46	47.02	RMS	34.5	-37.68	0.53	44.37	54	-9.63	-	-	200	233	V
			* 5.459954	47.93	RMS	34.5	-37.68	0.53	45.28	54	-8.72	-	-	200	233	V
			* 5.459954	47.93	RMS	34.5	-37.68	0.53	45.28	54	-8.72	-	-	200	233	V
			5.469888	62.05	Pk	34.5	-37.72	0	58.83	-	-	68.2	-9.37	200	233	V
			5.47	57.74	Pk	34.5	-37.72	0	54.52	-	-	68.2	-13.68	200	233	V
	5700		5.725	63.24	Pk	34.7	-36.6	0	61.34	-	-	68.2	-6.86	166	180	H
			5.725265	65.46	Pk	34.7	-36.6	0	63.56	-	-	68.2	-4.64	166	180	H
			5.725	61.07	Pk	34.7	-36.6	0	59.17	-	-	68.2	-9.03	94	279	V
			5.725024	61.56	Pk	34.7	-36.6	0	59.66	-	-	68.2	-8.54	94	279	V
	5500	5	*5.380089	60.63	Pk	35	-39.16	0	56.47	-	-	74	-17.53	83	373	H
			*5.393022	48.83	RMS	35	-39.22	0.53	45.14	54	-8.86	-	-	83	373	H
			*5.393022	48.83	RMS	35	-39.22	0.53	45.14	54	-8.86	-	-	83	373	H
			5.46	57.91	Pk	35	-39.04	0	53.87	-	-	68.2	-14.33	83	373	H
			5.46	47.91	RMS	35	-39.04	0.53	44.4	54	-9.6	-	-	83	373	H
			5.469999	62.56	Pk	35	-39.02	0	58.54	-	-	68.2	-9.66	83	373	H
			5.47	62.5	Pk	35	-39.02	0	58.48	-	-	68.2	-9.72	83	373	H
			*5.407911	48.28	RMS	35	-39.15	0.53	44.66	54	-9.34	-	-	109	266	V
			*5.407911	48.28	RMS	35	-39.15	0.53	44.66	54	-9.34	-	-	109	266	V
			*5.436132	60.38	Pk	35	-39.04	0	56.34	-	-	74	-17.66	109	266	V
			5.46	58.24	Pk	35	-39.04	0	54.2	-	-	68.2	-14	109	266	V
			5.46	48.02	RMS	35	-39.04	0.53	44.51	54	-9.49	-	-	109	266	V
			5.469465	61.49	Pk	35	-39	0	57.49	-	-	68.2	-10.71	109	266	V
			5.47	58.85	Pk	35	-39.02	0	54.83	-	-	68.2	-13.37	109	266	V
	5700		5.725	61.32	Pk	34.6	-36.76	0	59.16	-	-	68.2	-9.04	277	246	H
			5.725179	65.65	Pk	34.6	-36.76	0	63.49	-	-	68.2	-4.71	277	246	H
			5.725	60.37	Pk	34.6	-36.76	0	58.21	-	-	68.2	-9.99	303	304	V
			5.725093	64.74	Pk	34.6	-36.76	0	62.58	-	-	68.2	-5.62	303	304	V
EHT40 (SU Mode)	5510	6	* 5.46	62.54	Pk	34.5	-37.68	0	59.36	-	-	68.2	-8.84	271	149	H
			* 5.459332	63.3	Pk	34.5	-37.7	0	60.1	-	-	74	-13.9	271	149	H
			* 5.46	48.62	RMS	34.5	-37.68	0.56	46	54	-8	-	-	271	149	H
			* 5.459554	48.87	RMS	34.5	-37.69	0.56	46.24	54	-7.76	-	-	271	149	H
			* 5.459554	48.87	RMS	34.5	-37.69	0.56	46.24	54	-7.76	-	-	271	149	H
			5.46751	66.32	Pk	34.5	-37.76	0	63.06	-	-	68.2	-5.14	271	149	H
			5.47	64.97	Pk	34.5	-37.72	0	61.75	-	-	68.2	-6.45	271	149	H
			* 5.46	60.03	Pk	34.5	-37.68	0	56.85	-	-	68.2	-11.35	193	112	V
			* 5.459999	60.1	Pk	34.5	-37.68	0	56.92	-	-	74	-17.08	193	112	V
			* 5.46	46.25	RMS	34.5	-37.68	0.56	43.63	54	-10.37	-	-	193	112	V
			* 5.3632	47.64	RMS	34.6	-37.85	0.56	44.95	54	-9.05	-	-	193	112	V
			* 5.3632	47.64	RMS	34.6	-37.85	0.56	44.95	54	-9.05	-	-	193	112	V
			5.465421	62.31	Pk	34.5	-37.72	0	59.09	-	-	68.2	-9.11	193	112	V
			5.47	58.75	Pk	34.5	-37.72	0	55.53	-	-	68.2	-12.67	193	112	V
	5670		5.725	67.28	Pk	34.5	-39.1	0	62.68	-	-	68.2	-5.52	10	170	H
			5.725489	68.24	Pk	34.5	-39.1	0	63.64	-	-	68.2	-4.56	10	170	H
			5.725	61.63	Pk	34.5	-39.1	0	57.03	-	-	68.2	-11.17	293	153	V
			5.726746	63.99	Pk	34.5	-39.1	0	59.39	-	-	68.2	-8.81	293	153	V
	5510	5	*5.45831	60.97	Pk	35	-34.67	0	61.3	-	-	74	-12.7	123	100	H
			*5.459332	48.1	RMS	35	-34.6	0.56	49.06	54	-4.94	-	-	123	100	H
			*5.459332	48.1	RMS	35	-34.6	0.56	49.06	54	-4.94	-	-	123	100	H
			5.46	58.77	Pk	35	-34.6	0	59.17	-	-	68.2	-9.03	123	100	H
			5.46	47.39	RMS	35	-34.6	0.56	48.35	54	-5.65	-	-	123	100	H
			5.467799	62.85	Pk	35	-34.68	0	63.17	-	-	68.2	-5.03	123	100	H
			5.47	60.35	Pk	35	-34.6	0	60.75	-	-	68.2	-7.45	123	100	H
			5.47	48.38	RMS	35	-34.6	0.56	49.34	-	-	-	-	123	100	H
			*5.459466	59.52	Pk	35	-34.6	0	59.92	-	-	74	-14.08	139	120	V
			*5.459532	47.23	RMS	35	-34.6	0.56	48.19	54	-5.81	-	-	139	120	V
			*5.459532	47.23	RMS	35	-34.6	0.56	48.19	54	-5.81	-	-	139	120	V
			5.46	57.02	Pk	35	-34.6	0	57.42	-	-	68.2	-10.78	139	120	V
			5.46	46.72	RMS	35	-34.6	0.56	47.68	54	-6.32	-	-	139	120	V
			5.468754	60.67	Pk	35	-34.7	0	60.97	-	-	68.2	-7.23	139	120	V
			5.47	59.99	Pk	35	-34.6	0	60.39	-	-	68.2	-7.81	139	120	V
			5.47	47.54	RMS	35	-34.6	0.56	48.5	-	-	-	-	139	120	V
	5670		5.725	60.33	Pk	35.2	-38.4	0	57.13	-	-	68.2	-11.07	347	191	H
			5.728693	63.11	Pk	35.2	-38.43	0	59.88	-	-	68.2	-8.32	347	191	H
			5.725	59.06	Pk	35.2	-38.4	0	55.86	-	-	68.2	-12.34	70	220	V
			5.727194	61.3	Pk	35.2	-38.4	0	58.1	-	-	68.2	-10.1	70	220	V

* - indicates frequency in CFR47 Pt 15 / IC RSS-Restricted Band
Pk - Peak detector
RMS - RMS detection

UL LLC.
47173 Benicia Street, Fremont, CA 94538; USA. TEL:(510) 319-4000 FAX:(510) 661-0888
This report shall not be reproduced except in full, without the written approval of UL LLC.

UNII-2c (SISO)	Channel Frequency (MHz)	Ant. #	Frequency (GHz)	Meter Reading (dBuV)	Det	AF (dB/m)	Amp/Cbl/Fltr/Pad (dB)	DCCF (dB)	Corrected Reading (dBuV/m)	Avg Limit (dBuV/m)	Avg Margin (dB)	Pk Limit (dBuV/m)	Pk Margin (dB)	Azimuth (Degs)	Height (cm)	Polarity
EHT80 (SU Mode)	5530	6	* 5.46	64.8	Pk	34.3	-39.8	0	59.3	-	-	68.2	-8.9	4	114	H
			* 5.458599	67.22	Pk	34.3	-39.76	0	61.76	-	-	74	-12.24	4	114	H
			* 5.46	53.05	RMS	34.3	-39.8	0.58	48.13	54	-5.87	-	-	4	114	H
			* 5.459088	53.78	RMS	34.3	-39.8	0.58	48.86	54	-5.14	-	-	4	114	H
			* 5.459088	53.78	RMS	34.3	-39.8	0.58	48.86	54	-5.14	-	-	4	114	H
			5.469265	68.83	Pk	34.3	-39.8	0	63.33	-	-	68.2	-4.87	4	114	H
			5.47	65.55	Pk	34.3	-39.8	0	60.05	-	-	68.2	-8.15	4	114	H
			* 5.46	61.45	Pk	34.3	-39.8	0	55.95	-	-	68.2	-12.25	291	303	V
			* 5.446688	63.51	Pk	34.3	-39.8	0	58.01	-	-	74	-15.99	291	303	V
			* 5.46	49.76	RMS	34.3	-39.8	0.58	44.84	54	-9.16	-	-	291	303	V
			* 5.457754	51.05	RMS	34.3	-39.72	0.58	46.21	54	-7.79	-	-	291	303	V
			* 5.457754	51.05	RMS	34.3	-39.72	0.58	46.21	54	-7.79	-	-	291	303	V
			5.46271	63.38	Pk	34.3	-39.7	0	57.98	-	-	68.2	-10.22	291	303	V
			5.47	62.68	Pk	34.3	-39.8	0	57.18	-	-	68.2	-11.02	291	303	V
	5610		5.725	63.19	Pk	34.7	-36.6	0	61.29	-	-	68.2	-6.91	92	156	H
			5.725152	65.43	Pk	34.7	-36.6	0	63.53	-	-	68.2	-4.67	92	156	H
			5.725	58.37	Pk	34.7	-36.6	0	56.47	-	-	68.2	-11.73	21	160	V
			5.725237	60.47	Pk	34.7	-36.6	0	58.57	-	-	68.2	-9.63	21	160	V
	5530	5	* 5.46	63.41	Pk	34.5	-37.68	0	60.23	-	-	68.2	-7.97	83	129	H
			* 5.45471	65.55	Pk	34.5	-37.72	0	62.33	-	-	74	-11.67	83	129	H
			* 5.46	49.88	RMS	34.5	-37.68	0.58	47.28	54	-6.72	-	-	83	129	H
			* 5.458488	50.55	RMS	34.5	-37.72	0.58	47.91	54	-6.09	-	-	83	129	H
			* 5.458488	50.55	RMS	34.5	-37.72	0.58	47.91	54	-6.09	-	-	83	129	H
			5.469777	66.55	Pk	34.5	-37.72	0	63.33	-	-	68.2	-4.87	83	129	H
			5.47	64.16	Pk	34.5	-37.72	0	60.94	-	-	68.2	-7.26	83	129	H
			* 5.46	61.41	Pk	34.5	-37.68	0	58.23	-	-	68.2	-9.97	59	110	V
			* 5.45671	64.48	Pk	34.5	-37.73	0	61.25	-	-	74	-12.75	59	110	V
			* 5.46	49.23	RMS	34.5	-37.68	0.58	46.63	54	-7.37	-	-	59	110	V
			* 5.457666	50.09	RMS	34.5	-37.72	0.58	47.45	54	-6.55	-	-	59	110	V
			* 5.457666	50.09	RMS	34.5	-37.72	0.58	47.45	54	-6.55	-	-	59	110	V
			5.463199	66.61	Pk	34.5	-37.66	0	63.45	-	-	68.2	-4.75	59	110	V
			5.47	63.22	Pk	34.5	-37.72	0	60	-	-	68.2	-8.2	59	110	V
	5610		5.725	58.47	Pk	34.6	-37.13	0	55.94	-	-	68.2	-12.26	13	328	H
			5.727163	60.65	Pk	34.6	-37.17	0	58.08	-	-	68.2	-10.12	13	328	H
			5.725	57.69	Pk	34.6	-37.13	0	55.16	-	-	68.2	-13.04	90	114	V
			5.726568	59.83	Pk	34.6	-37.16	0	57.27	-	-	68.2	-10.93	90	114	V
EHT160 (SU Mode)	5570 (Low BE)	6	* 5.46	63.78	Pk	34.5	-37.68	0	60.6	-	-	68.2	-7.6	96	121	H
			* 5.417844	65.91	Pk	34.6	-37.77	0	62.74	-	-	74	-11.26	96	121	H
			* 5.46	51.3	RMS	34.5	-37.68	0.58	48.7	54	-5.3	-	-	96	121	H
			* 5.454955	53.25	RMS	34.5	-37.72	0.58	50.61	54	-3.39	-	-	96	121	H
			* 5.454955	53.25	RMS	34.5	-37.72	0.58	50.61	54	-3.39	-	-	96	121	H
			5.461554	65.57	Pk	34.5	-37.65	0	62.42	-	-	68.2	-5.78	96	121	H
			5.47	62.54	Pk	34.5	-37.72	0	59.32	-	-	68.2	-8.88	96	121	H
			* 5.46	61.03	Pk	34.5	-37.68	0	57.85	-	-	68.2	-10.35	20	174	V
			* 5.455066	63.21	Pk	34.5	-37.72	0	59.99	-	-	74	-14.01	20	174	V
			* 5.46	48.48	RMS	34.5	-37.68	0.58	45.88	54	-8.12	-	-	20	174	V
			* 5.452266	50.7	RMS	34.5	-37.73	0.58	48.05	54	-5.95	-	-	20	174	V
			* 5.452266	50.7	RMS	34.5	-37.73	0.58	48.05	54	-5.95	-	-	20	174	V
			5.46211	62.5	Pk	34.5	-37.65	0	59.35	-	-	68.2	-8.85	20	174	V
			5.47	58.93	Pk	34.5	-37.72	0	55.71	-	-	68.2	-12.49	20	174	V
	5570 (High BE)		5.725	62.33	Pk	34.7	-36.6	0	60.43	-	-	68.2	-7.77	5	179	H
			5.726568	64.94	Pk	34.7	-36.6	0	63.04	-	-	68.2	-5.16	5	179	H
			5.725	57.35	Pk	34.7	-36.6	0	55.45	-	-	68.2	-12.75	307	144	V
			5.72756	59.82	Pk	34.7	-36.6	0	57.92	-	-	68.2	-10.28	307	144	V
	5570 (Low BE)	5	* 5.46	63.23	Pk	34.5	-37.68	0	60.05	-	-	68.2	-8.15	179	152	H
			* 5.446843	66.19	Pk	34.5	-37.72	0	62.97	-	-	74	-11.03	179	152	H
			* 5.46	49.98	RMS	34.5	-37.68	0.58	47.54	54	-6.46	-	-	179	152	H
			* 5.455177	51.79	RMS	34.5	-37.72	0.58	49.31	54	-4.69	-	-	179	152	H
			* 5.455177	51.79	RMS	34.5	-37.72	0.58	49.31	54	-4.69	-	-	179	152	H
			5.466399	66.13	Pk	34.5	-37.74	0	62.89	-	-	68.2	-5.31	179	152	H
			5.47	64.27	Pk	34.5	-37.72	0	61.05	-	-	68.2	-7.15	179	152	H
			* 5.46	62.07	Pk	34.5	-37.68	0	58.89	-	-	68.2	-9.31	202	102	V
			* 5.446243	65.76	Pk	34.5	-37.71	0	62.55	-	-	74	-11.45	202	102	V
			* 5.46	49.59	RMS	34.5	-37.68	0.58	47.15	54	-6.85	-	-	202	102	V
			* 5.457043	51.19	RMS	34.5	-37.73	0.58	48.7	54	-5.3	-	-	202	102	V
			* 5.457043	51.19	RMS	34.5	-37.73	0.58	48.7	54	-5.3	-	-	202	102	V
			5.466754	66.16	Pk	34.5	-37.75	0	62.91	-	-	68.2	-5.29	202	102	V
			5.47	64.03	Pk	34.5	-37.72	0	60.81	-	-	68.2	-7.39	202	102	V
	5570 (High BE)		5.725	64.28	Pk	34.6	-37.13	0	61.75	-	-	68.2	-6.45	107	309	H
			5.726596	65.66	Pk	34.6	-37.16	0	63.1	-	-	68.2	-5.1	107	309	H
			5.725	63.3	Pk	34.6	-37.13	0	60.77	-	-	68.2	-7.43	186	114	V
			5.726738	64.83	Pk	34.6	-37.16	0	62.27	-	-	68.2	-5.93	186	114	V

* - indicates frequency in CFR47 Pt 15 / IC RSS-Restricted Band
Pk - Peak detector
RMS - RMS detection

UL LLC.
47173 Benicia Street, Fremont, CA 94538; USA. TEL:(510) 319-4000 FAX:(510) 661-0888
This report shall not be reproduced except in full, without the written approval of UL LLC.

BANDEDGE (LOW CHANNEL / 5500MHz)

HORIZONTAL RESULT

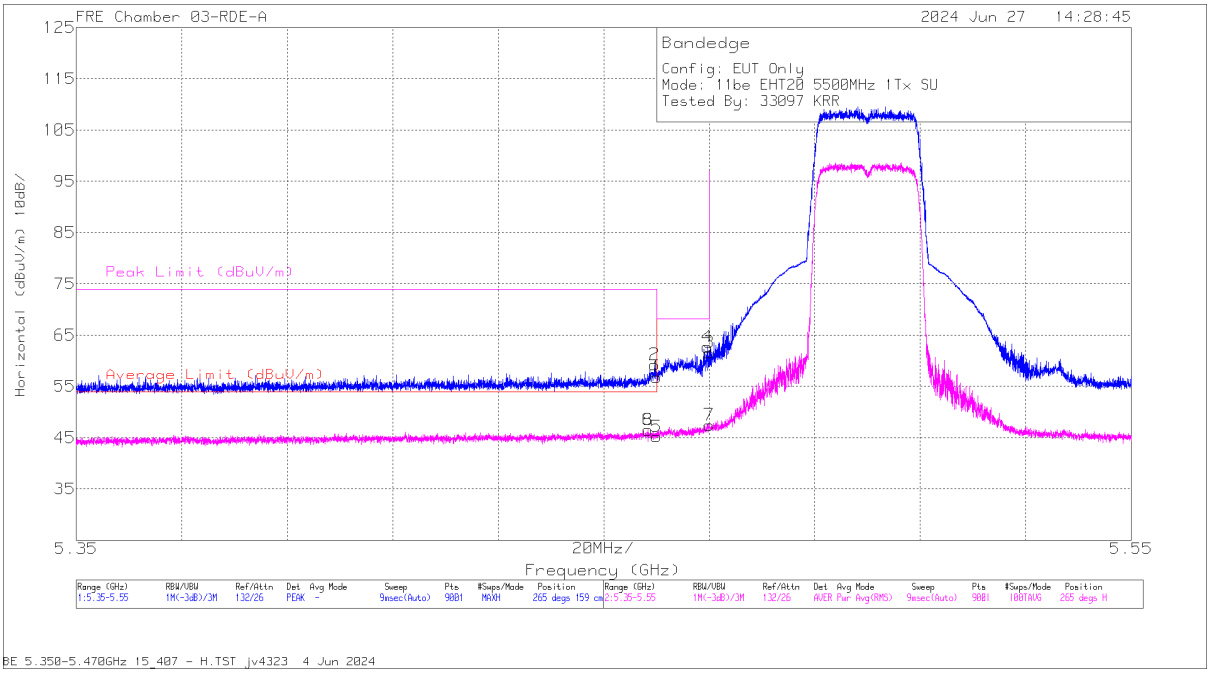

Marker	Frequency (GHz)	Meter Reading (dBuV)	Det	226673 ACF (dB/m)	DCCF (dB)	Gain/Loss (dB)	Corrected Reading (dBuV/m)	Average Limit (dBuV/m)	Margin (dB)	Peak Limit (dBuV/m)	PK Margin (dB)	Azimuth (Degs)	Height (cm)	Polarity
1	* 5.46	60	Pk	34.5	0	-37.68	56.82	-	-	68.2	-11.38	265	159	H
2	* 5.459621	62.44	Pk	34.5	0	-37.69	59.25	-	-	74	-14.75	265	159	H
5	* 5.46	47.81	RMS	34.5	.53	-37.68	45.16	54	-8.84	-	-	265	159	H
6	* 5.458421	49.17	RMS	34.5	.53	-37.72	46.48	54	-7.52	-	-	265	159	H
8	* 5.458421	49.17	RMS	34.5	.53	-37.72	46.48	54	-7.52	-	-	265	159	H
4	5.469643	65.95	Pk	34.5	0	-37.73	62.72	-	-	68.2	-5.48	265	159	H
3	5.47	64.82	Pk	34.5	0	-37.72	61.6	-	-	68.2	-6.6	265	159	H

* - indicates frequency in CFR47 Pt 15 / IC RSS-Restricted Band
Pk - Peak detector
RMS - RMS detection

UL LLC.
47173 Benicia Street, Fremont, CA 94538; USA. TEL:(510) 319-4000 FAX:(510) 661-0888
This report shall not be reproduced except in full, without the written approval of UL LLC.

BANDEDGE (LOW CHANNEL / 5500MHz)

VERTICAL RESULT

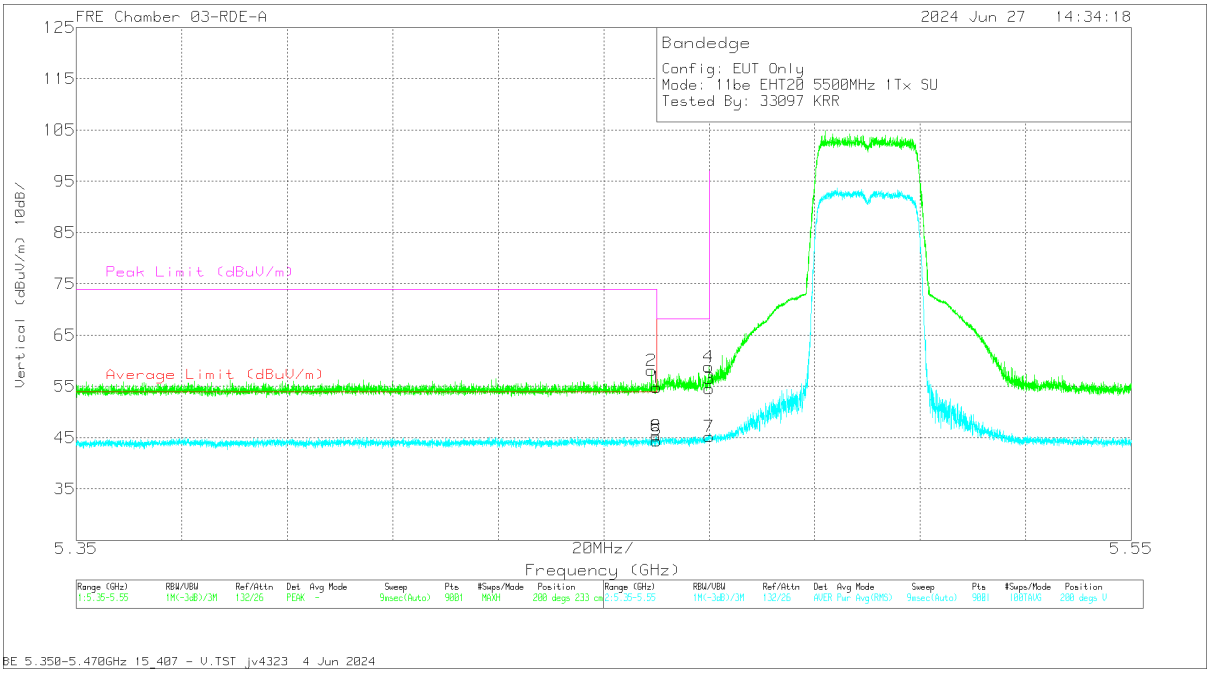

Marker	Frequency (GHz)	Meter Reading (dBuV)	Det	226673 ACF (dB/m)	DCCF (dB)	Gain/Loss (dB)	Corrected Reading (dBuV/m)	Average Limit (dBuV/m)	Margin (dB)	Peak Limit (dBuV/m)	PK Margin (dB)	Azimuth (Degs)	Height (cm)	Polarity
1	* 5.46	57.97	Pk	34.5	0	-37.68	54.79	-	-	68.2	-13.41	200	233	V
2	* 5.459043	61.31	Pk	34.5	0	-37.71	58.1	-	-	74	-15.9	200	233	V
5	* 5.46	47.02	RMS	34.5	.53	-37.68	44.37	54	-9.63	-	-	200	233	V
6	* 5.459954	47.93	RMS	34.5	.53	-37.68	45.28	54	-8.72	-	-	200	233	V
8	* 5.459954	47.93	RMS	34.5	.53	-37.68	45.28	54	-8.72	-	-	200	233	V
4	5.469888	62.05	Pk	34.5	0	-37.72	58.83	-	-	68.2	-9.37	200	233	V
3	5.47	57.74	Pk	34.5	0	-37.72	54.52	-	-	68.2	-13.68	200	233	V

* - indicates frequency in CFR47 Pt 15 / IC RSS-Restricted Band
Pk - Peak detector
RMS - RMS detection

UL LLC.
47173 Benicia Street, Fremont, CA 94538; USA. TEL:(510) 319-4000 FAX:(510) 661-0888
This report shall not be reproduced except in full, without the written approval of UL LLC.

BANDEDGE (HIGH CHANNEL / 5700MHz)

HORIZONTAL RESULT

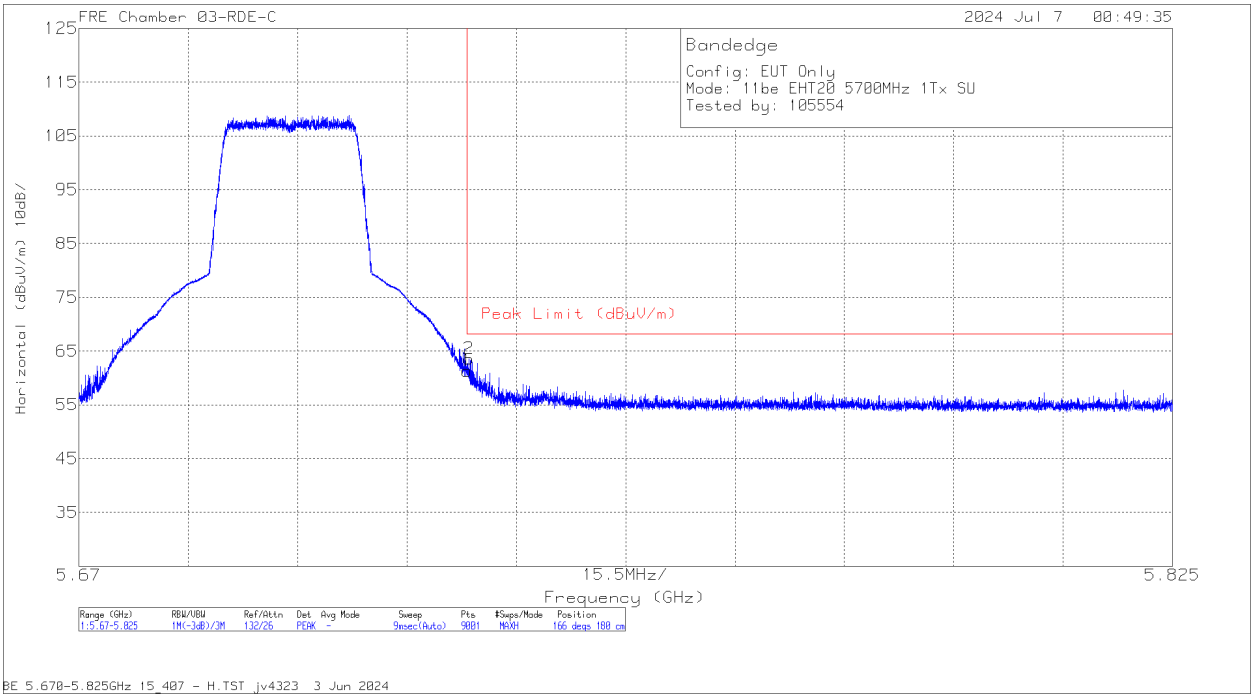

Marker	Frequency (GHz)	Meter Reading (dBuV)	Det	223084 ACF (dB/m)	DCCF (dB)	Gain/Loss (dB)	Corrected Reading (dBuV/m)	Peak Limit (dBuV/m)	PK Margin (dB)	Azimuth (Degs)	Height (cm)	Polarity
1	5.725	63.24	Pk	34.7	0	-36.6	61.34	68.2	-6.86	166	180	H
2	5.725265	65.46	Pk	34.7	0	-36.6	63.56	68.2	-4.64	166	180	H

* - indicates frequency in CFR47 Pt 15 / IC RSS-Restricted Band
Pk - Peak detector
RMS - RMS detection

UL LLC.
47173 Benicia Street, Fremont, CA 94538; USA. TEL:(510) 319-4000 FAX:(510) 661-0888
This report shall not be reproduced except in full, without the written approval of UL LLC.

BANDEDGE (HIGH CHANNEL / 5700MHz)

VERTICAL RESULT

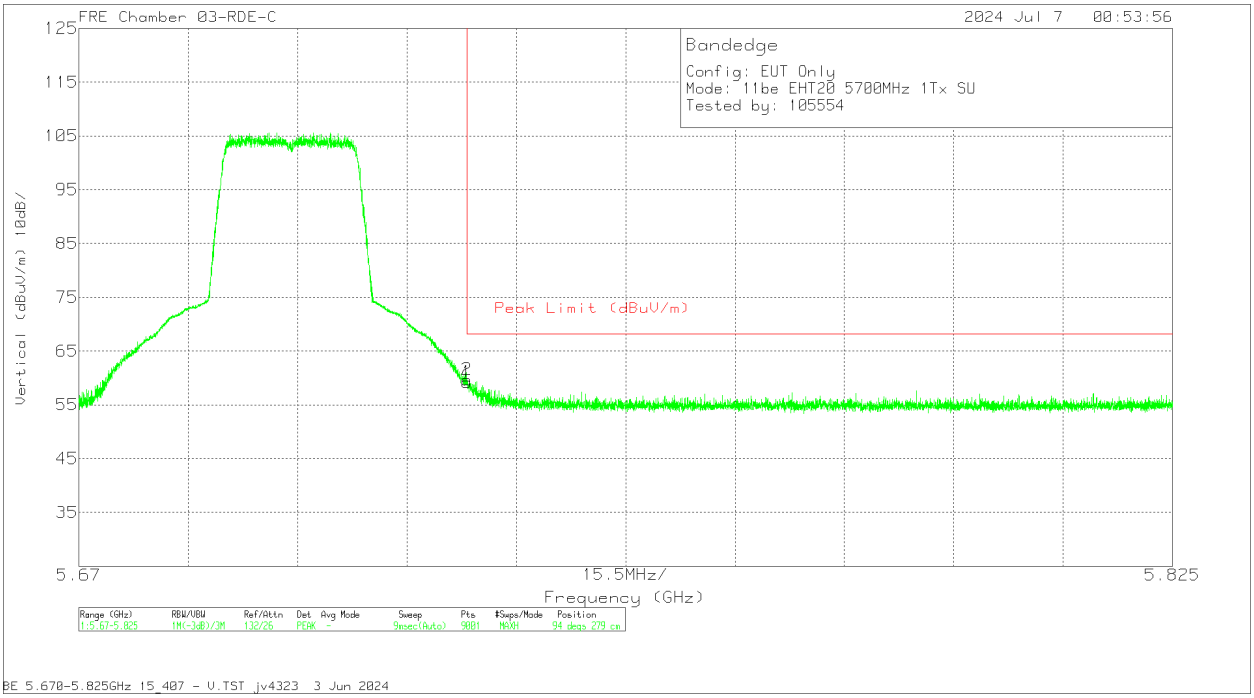

Marker	Frequency (GHz)	Meter Reading (dBuV)	Det	223084 ACF (dB/m)	DCCF (dB)	Gain/Loss (dB)	Corrected Reading (dBuV/m)	Peak Limit (dBuV/m)	PK Margin (dB)	Azimuth (Degs)	Height (cm)	Polarity
1	5.725	61.07	Pk	34.7	0	-36.6	59.17	68.2	-9.03	94	279	V
2	5.725024	61.56	Pk	34.7	0	-36.6	59.66	68.2	-8.54	94	279	V

* - indicates frequency in CFR47 Pt 15 / IC RSS-Restricted Band
Pk - Peak detector
RMS - RMS detection

UL LLC.
47173 Benicia Street, Fremont, CA 94538; USA. TEL:(510) 319-4000 FAX:(510) 661-0888
This report shall not be reproduced except in full, without the written approval of UL LLC.

1.1.20. 802.11be SISO PARTIAL RU MODE IN UNII-2C BAND – BANDEDGES

UNII-2c (SISO)	Channel Frequency (MHz)	Ant. #	Frequency (GHz)	Meter Reading (dBuV)	Det	AF (dB/m)	Amp/Cbl/Fltr/Pad (dB)	DCCF (dB)	Corrected Reading (dBuV/m)	Avg Limit (dBuV/m)	Avg Margin (dB)	Pk Limit (dBuV/m)	Pk Margin (dB)	Azimuth (Degs)	Height (cm)	Polarity
EHT20 (RU 106 / Index 53)	5500	6	* 5.46	59.66	Pk	34.5	-37.1	0	57.06	-	-	68.2	-11.14	159	146	H
			* 5.444555	60.29	Pk	34.5	-37.2	0	57.59	-	-	74	-16.41	159	146	H
			* 5.46	47.59	RMS	34.5	-37.1	0.33	45.32	54	-8.68	-	-	159	146	H
			* 5.451555	48.63	RMS	34.5	-37.2	0.33	46.26	54	-7.74	-	-	159	146	H
			* 5.451555	48.63	RMS	34.5	-37.2	0.33	46.26	54	-7.74	-	-	159	146	H
			5.469443	65.91	Pk	34.6	-37.16	0	63.35	-	-	68.2	-4.85	159	146	H
			5.47	64.23	Pk	34.6	-37.1	0	61.73	-	-	68.2	-6.47	159	146	H
			* 5.46	57.84	Pk	34.5	-37.1	0	55.24	-	-	68.2	-12.96	81	174	V
			* 5.45211	59.7	Pk	34.5	-37.2	0	57	-	-	74	-17	81	174	V
			* 5.46	46.71	RMS	34.5	-37.1	0.33	44.44	54	-9.56	-	-	81	174	V
			* 5.458643	47.88	RMS	34.5	-37.14	0.33	45.57	54	-8.43	-	-	81	174	V
			* 5.458643	47.88	RMS	34.5	-37.14	0.33	45.57	54	-8.43	-	-	81	174	V
			5.466666	63.18	Pk	34.6	-37.2	0	60.58	-	-	68.2	-7.62	81	174	V
			5.47	62.08	Pk	34.6	-37.1	0	59.58	-	-	68.2	-8.62	81	174	V
EHT20 (RU 106 / Index 54)	5700		5.725	64.55	Pk	34.5	-39.1	0	59.95	-	-	68.2	-8.25	192	167	H
			5.726901	67.61	Pk	34.5	-39.1	0	63.01	-	-	68.2	-5.19	192	167	H
			5.725	60.63	Pk	34.5	-39.1	0	56.03	-	-	68.2	-12.17	104	348	V
			5.725834	64.21	Pk	34.5	-39.1	0	59.61	-	-	68.2	-8.59	104	348	V
EHT20 (RU 106 / Index 53)	5500	5	*5.412444	48.32	RMS	35	-39.17	0.33	44.48	54	-9.52	-	-	230	117	H
			*5.412444	48.32	RMS	35	-39.17	0.33	44.48	54	-9.52	-	-	230	117	H
			*5.458554	60.47	Pk	35	-39.06	0	56.41	-	-	74	-17.59	230	117	H
			5.46	57.4	Pk	35	-39.04	0	53.36	-	-	68.2	-14.84	230	117	H
			5.46	48.09	RMS	35	-39.04	0.33	44.38	54	-9.62	-	-	230	117	H
			5.469688	62.27	Pk	35	-39.01	0	58.26	-	-	68.2	-9.94	230	117	H
			5.47	60.65	Pk	35	-39.02	0	56.63	-	-	68.2	-11.57	230	117	H
			*5.371511	60.61	Pk	34.9	-39.23	0	56.28	-	-	74	-17.72	257	147	V
			*5.456043	48.17	RMS	35	-39.04	0.33	44.46	54	-9.54	-	-	257	147	V
			*5.456043	48.17	RMS	35	-39.04	0.33	44.46	54	-9.54	-	-	257	147	V
			5.46	57.58	Pk	35	-39.04	0	53.54	-	-	68.2	-14.66	257	147	V
			5.46	47.06	RMS	35	-39.04	0.33	43.35	54	-10.65	-	-	257	147	V
			5.469732	60.64	Pk	35	-39.01	0	56.63	-	-	68.2	-11.57	257	147	V
			5.47	59.54	Pk	35	-39.02	0	55.52	-	-	68.2	-12.68	257	147	V
EHT20 (RU 106 / Index 54)	5700		5.725	62.64	Pk	34.5	-39.1	0	58.04	-	-	68.2	-10.16	85	298	H
			5.725489	65.95	Pk	34.5	-39.1	0	61.35	-	-	68.2	-6.85	85	298	H
			5.725	61.83	Pk	34.5	-39.1	0	57.23	-	-	68.2	-10.97	4	345	V
			5.72573	65.33	Pk	34.5	-39.1	0	60.73	-	-	68.2	-7.47	4	345	V
EHT40 (RU 242 / Index 61)	5510	6	* 5.423133	48.47	RMS	34.3	-39.8	0.36	43.33	54	-10.67	-	-	9	139	H
			* 5.423133	48.47	RMS	34.3	-39.8	0.36	43.33	54	-10.67	-	-	9	139	H
			* 5.459732	63.23	Pk	34.3	-39.8	0	57.73	-	-	74	-16.27	9	139	H
			* 5.46	62.06	Pk	34.3	-39.8	0	56.56	-	-	68.2	-11.64	9	139	H
			* 5.46	47.43	RMS	34.3	-39.8	0.36	42.29	54	-11.71	-	-	9	139	H
			5.46951	68.86	Pk	34.3	-39.8	0	63.36	-	-	68.2	-4.84	9	139	H
			5.47	66.35	Pk	34.3	-39.8	0	60.85	-	-	68.2	-7.35	9	139	H
			* 5.45671	49.18	RMS	34.3	-39.8	0.36	44.04	54	-9.96	-	-	19	301	V
			* 5.45671	49.18	RMS	34.3	-39.8	0.36	44.04	54	-9.96	-	-	19	301	V
			* 5.459621	62.19	Pk	34.3	-39.8	0	56.69	-	-	74	-17.31	19	301	V
			* 5.46	60.2	Pk	34.3	-39.8	0	54.7	-	-	68.2	-13.5	19	301	V
			* 5.46	48.37	RMS	34.3	-39.8	0.36	43.23	54	-10.77	-	-	19	301	V
			5.468554	67.07	Pk	34.3	-39.76	0	61.61	-	-	68.2	-6.59	19	301	V
			5.47	65.72	Pk	34.3	-39.8	0	60.22	-	-	68.2	-7.98	19	301	V
EHT40 (RU 242 / Index 62)	5670		5.725	64.67	Pk	34.5	-39.1	0	60.07	-	-	68.2	-8.13	357	159	H
			5.725248	67.49	Pk	34.5	-39.1	0	62.89	-	-	68.2	-5.31	357	159	H
			5.725	62.04	Pk	34.5	-39.1	0	57.44	-	-	68.2	-10.76	290	178	V
			5.72697	63.66	Pk	34.5	-39.1	0	59.06	-	-	68.2	-9.14	290	178	V
EHT40 (RU 242 / Index 61)	5510	5	* 5.46	58.14	Pk	34.4	-37.47	0	55.07	-	-	68.2	-13.13	224	345	H
			* 5.457088	60.06	Pk	34.4	-37.48	0	56.98	-	-	74	-17.02	224	345	H
			* 5.46	46	RMS	34.4	-37.47	0.36	43.29	54	-10.71	-	-	224	345	H
			* 5.459377	47.13	RMS	34.4	-37.47	0.36	44.42	54	-9.58	-	-	224	345	H
			* 5.459377	47.13	RMS	34.4	-37.47	0.36	44.42	54	-9.58	-	-	224	345	H
			5.46951	64.7	Pk	34.4	-37.46	0	61.64	-	-	68.2	-6.56	224	345	H
			5.47	61.64	Pk	34.4	-37.46	0	58.58	-	-	68.2	-9.62	224	345	H
			* 5.372911	46.9	RMS	34.5	-37.59	0.36	44.17	54	-9.83	-	-	273	159	V
			* 5.372911	46.9	RMS	34.5	-37.59	0.36	44.17	54	-9.83	-	-	273	159	V
			* 5.407955	59.16	Pk	34.5	-37.53	0	56.13	-	-	74	-17.87	273	159	V
			* 5.46	56.35	Pk	34.4	-37.47	0	53.28	-	-	68.2	-14.92	273	159	V
			* 5.46	45.92	RMS	34.4	-37.47	0.36	43.21	54	-10.79	-	-	273	159	V
			5.464332	60.26	Pk	34.4	-37.42	0	57.24	-	-	68.2	-10.96	273	159	V
			5.47	58.72	Pk	34.4	-37.46	0	55.66	-	-	68.2	-12.54	273	159	V
EHT40 (RU 242 / Index 62)	5670		5.725	56.49	Pk	34.6	-36.76	0	54.33	-	-	68.2	-13.87	283	101	H
			5.808465	58.67	Pk	34.8	-36.47	0	57	-	-	68.2	-11.2	283	101	H
			5.725	56.1	Pk	34.6	-36.76	0	53.94	-	-	68.2	-14.26	308	108	V
			5.807311	58.67	Pk	34.8	-36.47	0	57	-	-	68.2	-11.2	308	108	V

* - indicates frequency in CFR47 Pt 15 / IC RSS-Restricted Band
Pk - Peak detector
RMS - RMS detection

UL LLC.
47173 Benicia Street, Fremont, CA 94538; USA. TEL:(510) 319-4000 FAX:(510) 661-0888
This report shall not be reproduced except in full, without the written approval of UL LLC.

UNII-2c (SISO)	Channel Frequency (MHz)	Ant. #	Frequency (GHz)	Meter Reading (dBuV)	Det	AF (dB/m)	Amp/Cbl/Fltr/Pad (dB)	DCCF (dB)	Corrected Reading (dBuV/m)	Avg Limit (dBuV/m)	Avg Margin (dB)	Pk Limit (dBuV/m)	Pk Margin (dB)	Azimuth (Degs)	Height (cm)	Polarity
EHT40 (RU 52 / Index 37)	5510	6	* 5.46	58.15	Pk	34.5	-37.68	0	54.97	-	-	68.2	-13.23	278	132	H
			* 5.456177	61.39	Pk	34.5	-37.73	0	58.16	-	-	74	-15.84	278	132	H
			* 5.46	47.37	RMS	34.5	-37.68	0.55	44.74	54	-9.26	-	-	278	132	H
			* 5.457532	48.38	RMS	34.5	-37.72	0.55	45.71	54	-8.29	-	-	278	132	H
			* 5.457532	48.38	RMS	34.5	-37.72	0.55	45.71	54	-8.29	-	-	278	132	H
			5.469088	66.89	Pk	34.5	-37.74	0	63.65	-	-	68.2	-4.55	278	132	H
			5.47	61.16	Pk	34.5	-37.72	0	57.94	-	-	68.2	-10.26	278	132	H
			* 5.46	57.97	Pk	34.5	-37.68	0	54.79	-	-	68.2	-13.41	225	212	V
			* 5.432044	60.2	Pk	34.6	-37.8	0	57	-	-	74	-17	225	212	V
			* 5.46	47.18	RMS	34.5	-37.68	0.55	44.55	54	-9.45	-	-	225	212	V
			* 5.382755	47.86	RMS	34.6	-37.81	0.55	45.2	54	-8.8	-	-	225	212	V
			* 5.382755	47.86	RMS	34.6	-37.81	0.55	45.2	54	-8.8	-	-	225	212	V
			5.46971	61.52	Pk	34.5	-37.73	0	58.29	-	-	68.2	-9.91	225	212	V
			5.47	57	Pk	34.5	-37.72	0	53.78	-	-	68.2	-14.42	225	212	V
	5670		5.725	59.87	Pk	34.7	-36.6	0	57.97	-	-	68.2	-10.23	185	164	H
			5.726993	61.8	Pk	34.7	-36.6	0	59.9	-	-	68.2	-8.3	185	164	H
			5.725	57.68	Pk	34.7	-36.6	0	55.78	-	-	68.2	-12.42	113	166	V
			5.728608	59.95	Pk	34.7	-36.6	0	58.05	-	-	68.2	-10.15	113	166	V
	5510	5	* 5.46	56.41	Pk	34.4	-37.47	0	53.34	-	-	68.2	-14.86	27	313	H
			* 5.383733	59.42	Pk	34.5	-37.52	0	56.4	-	-	74	-17.6	27	313	H
			* 5.46	46.15	RMS	34.4	-37.47	0.55	43.63	54	-10.37	-	-	27	313	H
			* 5.401533	46.96	RMS	34.5	-37.5	0.55	44.51	54	-9.49	-	-	27	313	H
			* 5.401533	46.96	RMS	34.5	-37.5	0.55	44.51	54	-9.49	-	-	27	313	H
			5.469599	62.11	Pk	34.4	-37.46	0	59.05	-	-	68.2	-9.15	27	313	H
			5.47	61.68	Pk	34.4	-37.46	0	58.62	-	-	68.2	-9.58	27	313	H
			* 5.46	56.33	Pk	34.4	-37.47	0	53.26	-	-	68.2	-14.94	142	159	V
			* 5.393288	59.06	Pk	34.5	-37.45	0	56.11	-	-	74	-17.89	142	159	V
			* 5.46	45.81	RMS	34.4	-37.47	0.55	43.29	54	-10.71	-	-	142	159	V
			* 5.434266	47.07	RMS	34.5	-37.57	0.55	44.55	54	-9.45	-	-	142	159	V
			* 5.434266	47.07	RMS	34.5	-37.57	0.55	44.55	54	-9.45	-	-	142	159	V
			5.468888	61.06	Pk	34.4	-37.45	0	58.01	-	-	68.2	-10.19	142	159	V
			5.47	58.75	Pk	34.4	-37.46	0	55.69	-	-	68.2	-12.51	142	159	V
	5670		5.725	56.32	Pk	34.6	-36.76	0	54.16	-	-	68.2	-14.04	101	374	H
			5.824791	58.77	Pk	34.8	-36.44	0	57.13	-	-	68.2	-11.07	101	374	H
			5.725	56.34	Pk	34.6	-36.76	0	54.18	-	-	68.2	-14.02	132	158	V
			5.743538	59.31	Pk	34.6	-36.73	0	57.18	-	-	68.2	-11.02	132	158	V

* - indicates frequency in CFR47 Pt 15 / IC RSS-Restricted Band
Pk - Peak detector
RMS - RMS detection

UL LLC.
47173 Benicia Street, Fremont, CA 94538; USA. TEL:(510) 319-4000 FAX:(510) 661-0888
This report shall not be reproduced except in full, without the written approval of UL LLC.

UNII-2c (SISO)	Channel Frequency (MHz)	Ant. #	Frequency (GHz)	Meter Reading (dBuV)	Det	AF (dB/m)	Amp/Cbl/Fltr/Pad (dB)	DCCF (dB)	Corrected Reading (dBuV/m)	Avg Limit (dBuV/m)	Avg Margin (dB)	Pk Limit (dBuV/m)	Pk Margin (dB)	Azimuth (Degs)	Height (cm)	Polarity
EHT80 (RU 484 / Index 65)	5530	6	* 5.46	60.06	Pk	34.5	-37.1	0	57.46	-	-	68.2	-10.74	5	140	H
			* 5.459866	61.9	Pk	34.5	-37.1	0	59.3	-	-	74	-14.7	5	140	H
			* 5.46	48.35	RMS	34.5	-37.1	0.29	46.04	54	-7.96	-	-	5	140	H
			* 5.459888	48.73	RMS	34.5	-37.1	0.29	46.42	54	-7.58	-	-	5	140	H
			* 5.459888	48.73	RMS	34.5	-37.1	0.29	46.42	54	-7.58	-	-	5	140	H
			5.469532	65.32	Pk	34.6	-37.15	0	62.77	-	-	68.2	-5.43	5	140	H
			5.47	64.16	Pk	34.6	-37.1	0	61.66	-	-	68.2	-6.54	5	140	H
			* 5.46	57.44	Pk	34.5	-37.1	0	54.84	-	-	68.2	-13.36	315	348	V
			* 5.388644	59.43	Pk	34.5	-37.4	0	56.53	-	-	74	-17.47	315	348	V
			* 5.46	46.5	RMS	34.5	-37.1	0.29	44.19	54	-9.81	-	-	315	348	V
			* 5.430155	47.6	RMS	34.5	-37.3	0.29	45.09	54	-8.91	-	-	315	348	V
			* 5.430155	47.6	RMS	34.5	-37.3	0.29	45.09	54	-8.91	-	-	315	348	V
			5.464354	59.99	Pk	34.5	-37.14	0	57.35	-	-	68.2	-10.85	315	348	V
			5.47	57.99	Pk	34.6	-37.1	0	55.49	-	-	68.2	-12.71	315	348	V
EHT80 (RU 484 / Index 66)	5610		5.725	63.98	Pk	34.7	-36.6	0	62.08	-	-	68.2	-6.12	182	135	H
			5.725265	65.45	Pk	34.7	-36.6	0	63.55	-	-	68.2	-4.65	182	135	H
			5.725	58.82	Pk	34.7	-36.6	0	56.92	-	-	68.2	-11.28	113	210	V
			5.726851	60.6	Pk	34.7	-36.6	0	58.7	-	-	68.2	-9.5	113	210	V
EHT80 (RU 484 / Index 65)	5530	5	* 5.46	58	Pk	34.4	-37.47	0	54.93	-	-	68.2	-13.27	223	167	H
			* 5.457799	61.26	Pk	34.4	-37.47	0	58.19	-	-	74	-15.81	223	167	H
			* 5.46	46.28	RMS	34.4	-37.47	0.29	43.5	54	-10.5	-	-	223	167	H
			* 5.457132	47.19	RMS	34.4	-37.48	0.29	44.4	54	-9.6	-	-	223	167	H
			* 5.457132	47.19	RMS	34.4	-37.48	0.29	44.4	54	-9.6	-	-	223	167	H
			5.469777	65.91	Pk	34.4	-37.46	0	62.85	-	-	68.2	-5.35	223	167	H
			5.47	65.22	Pk	34.4	-37.46	0	62.16	-	-	68.2	-6.04	223	167	H
			* 5.46	57.02	Pk	34.4	-37.47	0	53.95	-	-	68.2	-14.25	319	140	V
			* 5.45271	59.65	Pk	34.4	-37.51	0	56.54	-	-	74	-17.46	319	140	V
			* 5.46	46.07	RMS	34.4	-37.47	0.29	43.29	54	-10.71	-	-	319	140	V
			* 5.459288	47.07	RMS	34.4	-37.47	0.29	44.29	54	-9.71	-	-	319	140	V
			* 5.459288	47.07	RMS	34.4	-37.47	0.29	44.29	54	-9.71	-	-	319	140	V
			5.469799	65.11	Pk	34.4	-37.46	0	62.05	-	-	68.2	-6.15	319	140	V
			5.47	63.55	Pk	34.4	-37.46	0	60.49	-	-	68.2	-7.71	319	140	V
EHT80 (RU 484 / Index 66)	5610		5.725	56.35	Pk	34.6	-37.13	0	53.82	-	-	68.2	-14.38	83	111	H
			5.755869	59.19	Pk	34.7	-37.11	0	56.78	-	-	68.2	-11.42	83	111	H
			5.725	56.57	Pk	34.6	-37.13	0	54.04	-	-	68.2	-14.16	117	149	V
			5.793602	59.25	Pk	34.8	-37.04	0	57.01	-	-	68.2	-11.19	117	149	V
EHT160 (RU 242 / Index 61)	5570 (Lower)	6	* 5.46	64.26	Pk	34.5	-37.68	0	61.08	-	-	68.2	-7.12	87	168	H
			* 5.457577	66.09	Pk	34.5	-37.72	0	62.87	-	-	74	-11.13	87	168	H
			* 5.46	46.38	RMS	34.5	-37.68	0.65	43.85	54	-10.15	-	-	87	168	H
			* 5.457954	48.44	RMS	34.5	-37.72	0.65	45.87	54	-8.13	-	-	87	168	H
			* 5.457954	48.44	RMS	34.5	-37.72	0.65	45.87	54	-8.13	-	-	87	168	H
			5.464488	66.32	Pk	34.5	-37.69	0	63.13	-	-	68.2	-5.07	87	168	H
			5.47	64.16	Pk	34.5	-37.72	0	60.94	-	-	68.2	-7.26	87	168	H
			* 5.46	60.05	Pk	34.5	-37.68	0	56.87	-	-	68.2	-11.33	13	199	V
			* 5.453577	62.49	Pk	34.5	-37.72	0	59.27	-	-	74	-14.73	13	199	V
			* 5.46	46.28	RMS	34.5	-37.68	0.65	43.75	54	-10.25	-	-	13	199	V
			* 5.458799	47.58	RMS	34.5	-37.71	0.65	45.02	54	-8.98	-	-	13	199	V
			* 5.458799	47.58	RMS	34.5	-37.71	0.65	45.02	54	-8.98	-	-	13	199	V
			5.465154	62.64	Pk	34.5	-37.71	0	59.43	-	-	68.2	-8.77	13	199	V
			5.47	59.37	Pk	34.5	-37.72	0	56.15	-	-	68.2	-12.05	13	199	V
EHT160 (RU 242 / Index S64)	5570 (Upper)		5.725	63.95	Pk	34.7	-36.6	0	62.05	-	-	68.2	-6.15	196	141	H
			5.734501	65.12	Pk	34.7	-36.55	0	63.27	-	-	68.2	-4.93	196	141	H
			5.725	58.47	Pk	34.7	-36.6	0	56.57	-	-	68.2	-11.63	105	166	V
			5.725548	61.05	Pk	34.7	-36.6	0	59.15	-	-	68.2	-9.05	105	166	V
EHT160 (RU 242 / Index 61)	5570 (Lower)	5	* 5.46	61.63	Pk	34.4	-37.47	0	58.56	-	-	68.2	-9.64	148	328	H
			* 5.458866	63.37	Pk	34.4	-37.47	0	60.3	-	-	74	-13.7	148	328	H
			* 5.46	46.28	RMS	34.4	-37.47	0.65	43.86	54	-10.14	-	-	148	328	H
			* 5.45631	47.36	RMS	34.4	-37.49	0.65	44.92	54	-9.08	-	-	148	328	H
			* 5.45631	47.36	RMS	34.4	-37.49	0.65	44.92	54	-9.08	-	-	148	328	H
			5.468954	66.43	Pk	34.4	-37.45	0	63.38	-	-	68.2	-4.82	148	328	H
			5.47	65.95	Pk	34.4	-37.46	0	62.89	-	-	68.2	-5.31	148	328	H
			* 5.46	62.78	Pk	34.4	-37.47	0	59.71	-	-	68.2	-8.49	228	134	V
			* 5.45791	63.2	Pk	34.4	-37.47	0	60.13	-	-	74	-13.87	228	134	V
			* 5.46	45.55	RMS	34.4	-37.47	0.65	43.13	54	-10.87	-	-	228	134	V
			* 5.459799	47.43	RMS	34.4	-37.47	0.65	45.01	54	-8.99	-	-	228	134	V
			* 5.459799	47.43	RMS	34.4	-37.47	0.65	45.01	54	-8.99	-	-	228	134	V
			5.469977	65.96	Pk	34.4	-37.46	0	62.9	-	-	68.2	-5.3	228	134	V
			5.47	65.2	Pk	34.4	-37.46	0	62.14	-	-	68.2	-6.06	228	134	V
EHT160 (RU 242 / Index S64)	5570 (Upper)		5.725	56.72	Pk	34.6	-36.76	0	54.56	-	-	68.2	-13.64	185	216	H
			5.731328	59.96	Pk	34.6	-36.76	0	57.8	-	-	68.2	-10.4	185	216	H
			5.725	56.7	Pk	34.6	-36.76	0	54.54	-	-	68.2	-13.66	220	285	V
			5.725152	59.4	Pk	34.6	-36.76	0	57.24	-	-	68.2	-10.96	220	285	V

* - indicates frequency in CFR47 Pt 15 / IC RSS-Restricted Band
Pk - Peak detector
RMS - RMS detection

UL LLC.
47173 Benicia Street, Fremont, CA 94538; USA. TEL:(510) 319-4000 FAX:(510) 661-0888
This report shall not be reproduced except in full, without the written approval of UL LLC.

1TX Antenna 6 MODE: PARTIAL RU 106

BANDEDGE (LOW CHANNEL / 5500MHz)

HORIZONTAL RESULT

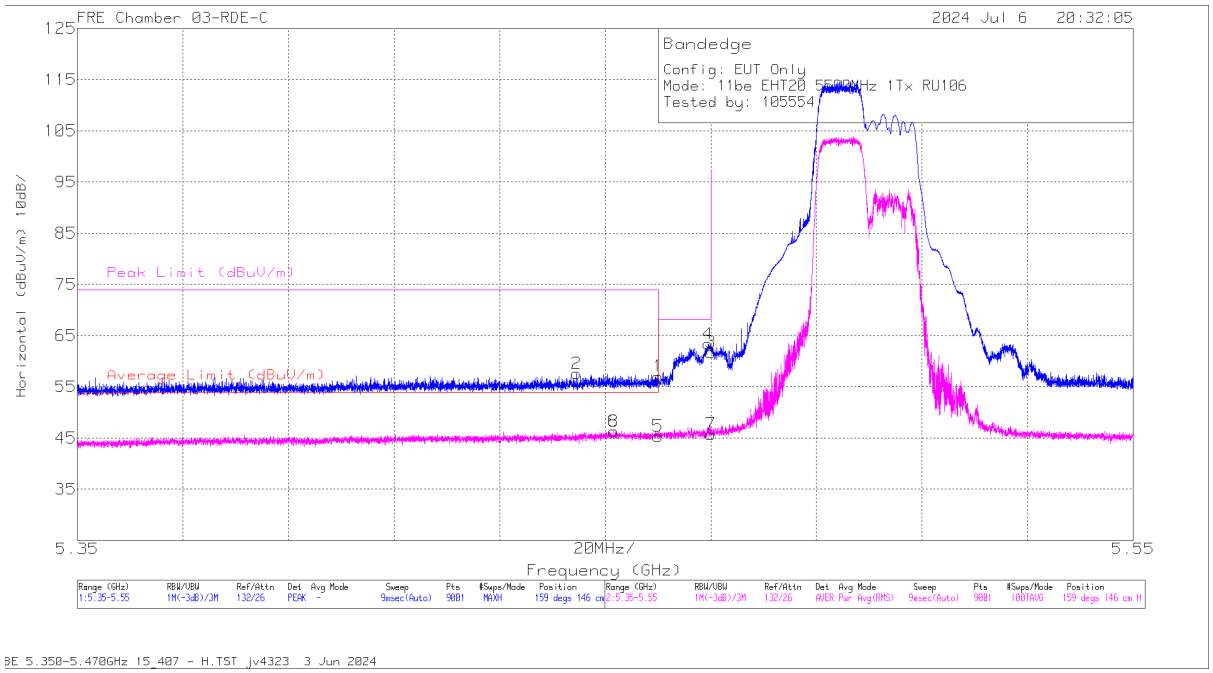

Marker	Frequency (GHz)	Meter Reading (dBuV)	Det	223084 ACF (dB/m)	DCCF (dB)	Gain/Loss (dB)	Corrected Reading (dBuV/m)	Average Limit (dBuV/m)	Margin (dB)	Peak Limit (dBuV/m)	PK Margin (dB)	Azimuth (Degs)	Height (cm)	Polarity
1	* 5.46	59.66	Pk	34.5	0	-37.1	57.06	-	-	68.2	-11.14	159	146	H
2	* 5.444555	60.29	Pk	34.5	0	-37.2	57.59	-	-	74	-16.41	159	146	H
5	* 5.46	47.59	RMS	34.5	.33	-37.1	45.32	54	-8.68	-	-	159	146	H
6	* 5.451555	48.63	RMS	34.5	.33	-37.2	46.26	54	-7.74	-	-	159	146	H
8	* 5.451555	48.63	RMS	34.5	.33	-37.2	46.26	54	-7.74	-	-	159	146	H
4	5.469443	65.91	Pk	34.6	0	-37.16	63.35	-	-	68.2	-4.85	159	146	H
3	5.47	64.23	Pk	34.6	0	-37.1	61.73	-	-	68.2	-6.47	159	146	H

* - indicates frequency in CFR47 Pt 15 / IC RSS-Restricted Band
Pk - Peak detector
RMS - RMS detection

UL LLC.
47173 Benicia Street, Fremont, CA 94538; USA. TEL:(510) 319-4000 FAX:(510) 661-0888
This report shall not be reproduced except in full, without the written approval of UL LLC.

1TX Antenna 6 MODE: PARTIAL RU 106

BANDEDGE (LOW CHANNEL / 5500MHz)

VERTICAL RESULT

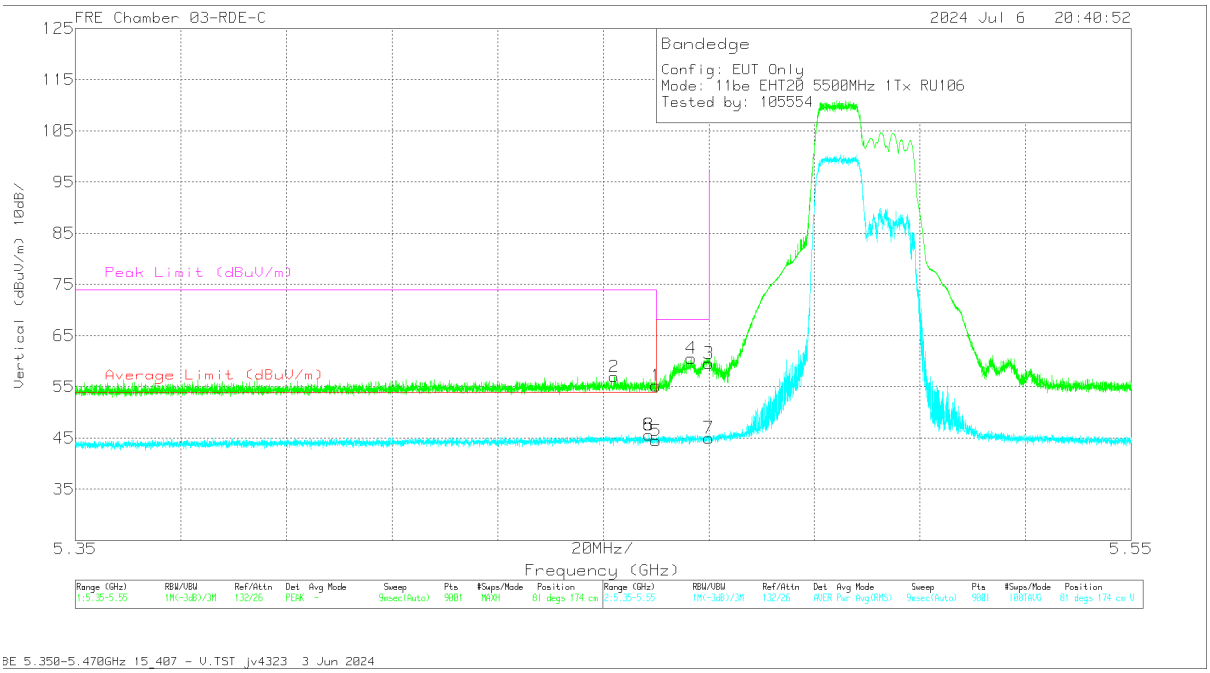

Marker	Frequency (GHz)	Meter Reading (dBuV)	Det	223084 ACF (dB/m)	DCCF (dB)	Gain/Loss (dB)	Corrected Reading (dBuV/m)	Average Limit (dBuV/m)	Margin (dB)	Peak Limit (dBuV/m)	PK Margin (dB)	Azimuth (Degs)	Height (cm)	Polarity
1	* 5.46	57.84	Pk	34.5	0	-37.1	55.24	-	-	68.2	-12.96	81	174	V
2	* 5.45211	59.7	Pk	34.5	0	-37.2	57	-	-	74	-17	81	174	V
5	* 5.46	46.71	RMS	34.5	.33	-37.1	44.44	54	-9.56	-	-	81	174	V
6	* 5.458643	47.88	RMS	34.5	.33	-37.14	45.57	54	-8.43	-	-	81	174	V
8	* 5.458643	47.88	RMS	34.5	.33	-37.14	45.57	54	-8.43	-	-	81	174	V
4	5.466666	63.18	Pk	34.6	0	-37.2	60.58	-	-	68.2	-7.62	81	174	V
3	5.47	62.08	Pk	34.6	0	-37.1	59.58	-	-	68.2	-8.62	81	174	V

* - indicates frequency in CFR47 Pt 15 / IC RSS-Restricted Band
Pk - Peak detector
RMS - RMS detection

UL LLC.
47173 Benicia Street, Fremont, CA 94538; USA. TEL:(510) 319-4000 FAX:(510) 661-0888
This report shall not be reproduced except in full, without the written approval of UL LLC.

1TX Antenna 6 MODE: 106-Tones, RU Index 54

BANDEDGE (HIGH CHANNEL / 5700MHz)

HORIZONTAL RESULT

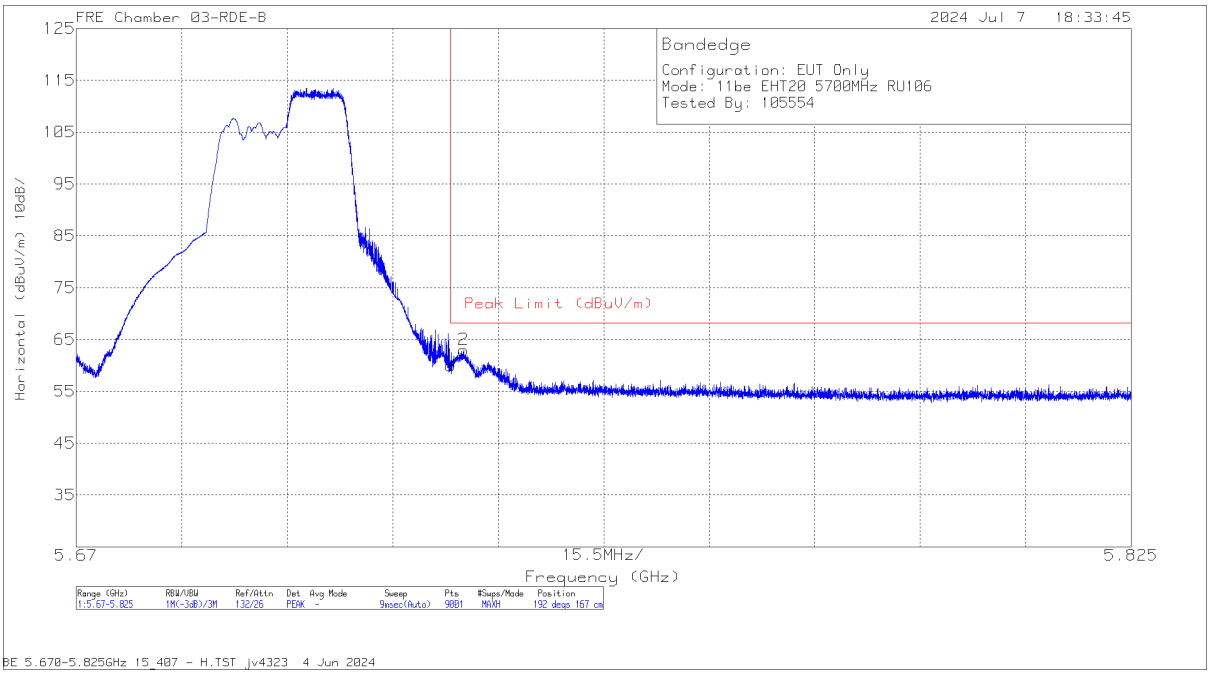

Marker	Frequency (GHz)	Meter Reading (dBuV)	Det	230300 ACF (dB/m)	DCCF (dB)	Gain/Loss (dB)	Corrected Reading (dBuV/m)	Peak Limit (dBuV/m)	PK Margin (dB)	Azimuth (Degs)	Height (cm)	Polarity
1	5.725	64.55	Pk	34.5	0	-39.1	59.95	68.2	-8.25	192	167	H
2	5.726901	67.61	Pk	34.5	0	-39.1	63.01	68.2	-5.19	192	167	H

* - indicates frequency in CFR47 Pt 15 / IC RSS-Restricted Band
Pk - Peak detector
RMS - RMS detection

UL LLC.
47173 Benicia Street, Fremont, CA 94538; USA. TEL:(510) 319-4000 FAX:(510) 661-0888
This report shall not be reproduced except in full, without the written approval of UL LLC.

1TX Antenna 6 MODE: 106-Tones, RU Index 54

BANDEDGE (HIGH CHANNEL / 5700MHz)

VERTICAL RESULT

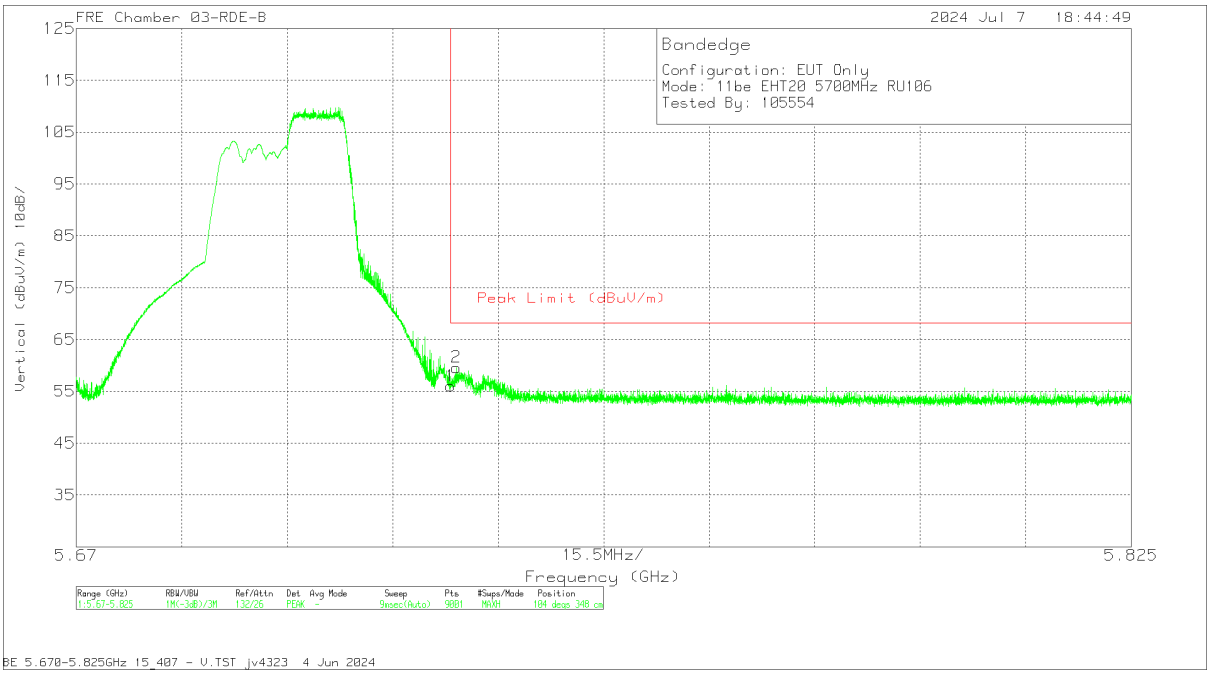

Marker	Frequency (GHz)	Meter Reading (dBuV)	Det	230300 ACF (dB/m)	DCCF (dB)	Gain/Loss (dB)	Corrected Reading (dBuV/m)	Peak Limit (dBuV/m)	PK Margin (dB)	Azimuth (Degs)	Height (cm)	Polarity
1	5.725	60.63	Pk	34.5	0	-39.1	56.03	68.2	-12.17	104	348	V
2	5.725834	64.21	Pk	34.5	0	-39.1	59.61	68.2	-8.59	104	348	V

* - indicates frequency in CFR47 Pt 15 / IC RSS-Restricted Band
Pk - Peak detector
RMS - RMS detection

UL LLC.
47173 Benicia Street, Fremont, CA 94538; USA. TEL:(510) 319-4000 FAX:(510) 661-0888
This report shall not be reproduced except in full, without the written approval of UL LLC.

1.1.21. 802.11be MIMO SU MODE IN UNII-2C BAND – BANDEDGES

UNII-2c (MIMO CDD)	Channel Frequency (MHz)	Ant. #	Frequency (GHz)	Meter Reading (dBuV)	Det	AF (dB/m)	Amp/Cbl/Fltr/Pad (dB)	DCCF (dB)	Corrected Reading (dBuV/m)	Avg Limit (dBuV/m)	Avg Margin (dB)	Pk Limit (dBuV/m)	Pk Margin (dB)	Azimuth (Degs)	Height (cm)	Polarity
EHT20 (SU Mode)	5500	6 + 5	5.46	59.52	Pk	34.5	-38.8	0	55.22	-	-	68.2	-12.98	184	152	H
			*5.458977	62.26	Pk	34.5	-38.77	0	57.99	-	-	74	-16.01	184	152	H
			5.47	66.11	Pk	34.5	-38.78	0	61.83	-	-	68.2	-6.37	184	152	H
			5.468088	67.47	Pk	34.5	-38.79	0	63.18	-	-	68.2	-5.02	184	152	H
			5.46	49.04	RMS	34.5	-38.8	0.53	45.27	54	-8.73	-	-	184	152	H
			*5.459021	49.39	RMS	34.5	-38.77	0.53	45.65	54	-8.35	-	-	184	152	H
			*5.459021	49.39	RMS	34.5	-38.77	0.53	45.65	54	-8.35	-	-	184	152	H
			5.46	57.99	Pk	34.5	-38.8	0	53.69	-	-	68.2	-14.51	116	152	V
			5.371755	60.3	Pk	34.4	-38.85	0	55.85	-	-	74	-18.15	116	152	V
			5.47	61.22	Pk	34.5	-38.78	0	56.94	-	-	68.2	-11.26	116	152	V
			5.468132	63.48	Pk	34.5	-38.79	0	59.19	-	-	68.2	-9.01	116	152	V
			5.46	47.19	RMS	34.5	-38.8	0.53	43.42	54	-10.58	-	-	116	152	V
			*5.451555	48.11	RMS	34.5	-38.79	0.53	44.35	54	-9.65	-	-	116	152	V
			*5.451555	48.11	RMS	34.5	-38.79	0.53	44.35	54	-9.65	-	-	116	152	V
	5700		5.725	62.21	Pk	34.7	-36.6	0	60.31	-	-	68.2	-7.89	332	134	H
			5.725972	64.73	Pk	34.7	-36.6	0	62.83	-	-	68.2	-5.37	332	134	H
			5.725	59.49	Pk	34.7	-36.6	0	57.59	-	-	68.2	-10.61	283	165	V
			5.725507	60.76	Pk	34.7	-36.6	0	58.86	-	-	68.2	-9.34	283	165	V
EHT40 (SU Mode)	5510	6 + 5	*5.459354	47.88	Pk	34.6	-24.17	0	58.31	-	-	74	-15.69	3	282	H
			*5.459443	32.74	RMS	34.6	-24.17	0.56	43.73	54	-10.27	-	-	3	282	H
			*5.459443	32.74	RMS	34.6	-24.17	0.56	43.73	54	-10.27	-	-	3	282	H
			5.46	47.11	Pk	34.6	-24.18	0	57.53	-	-	68.2	-10.67	3	282	H
			5.46	31.91	RMS	34.6	-24.18	0.56	42.89	54	-11.11	-	-	3	282	H
			5.467732	52.35	Pk	34.6	-24.16	0	62.79	-	-	68.2	-5.41	3	282	H
			5.47	50.64	Pk	34.6	-24.15	0	61.09	-	-	68.2	-7.11	3	282	H
			*5.459154	30.68	RMS	34.6	-24.17	0.56	41.67	54	-12.33	-	-	3	104	V
			*5.459154	30.68	RMS	34.6	-24.17	0.56	41.67	54	-12.33	-	-	3	104	V
			*5.459799	45.51	Pk	34.6	-24.18	0	55.93	-	-	74	-18.07	3	104	V
			5.46	44.45	Pk	34.6	-24.18	0	54.87	-	-	68.2	-13.33	3	104	V
			5.46	29.73	RMS	34.6	-24.18	0.56	40.71	54	-13.29	-	-	3	104	V
			5.467066	49.53	Pk	34.6	-24.19	0	59.94	-	-	68.2	-8.26	3	104	V
			5.47	47.63	Pk	34.6	-24.15	0	58.08	-	-	68.2	-10.12	3	104	V
	5670		5.725	64.52	Pk	34.6	-37.13	0	61.99	-	-	68.2	-6.21	185	156	H
			5.726454	65.94	Pk	34.6	-37.15	0	63.39	-	-	68.2	-4.81	185	156	H
			5.725	59.45	Pk	34.6	-37.13	0	56.92	-	-	68.2	-11.28	97	173	V
			5.725283	61.17	Pk	34.6	-37.13	0	58.64	-	-	68.2	-9.56	97	173	V
EHT80 (SU Mode)	5530	6 + 5	* 5.46	65.07	Pk	34.3	-39.8	0	59.57	-	-	68.2	-8.63	6	167	H
			* 5.457021	68.21	Pk	34.3	-39.8	0	62.71	-	-	74	-11.29	6	167	H
			* 5.46	53.48	RMS	34.3	-39.8	0.58	48.56	54	-5.44	-	-	6	167	H
			* 5.456932	54.77	RMS	34.3	-39.8	0.58	49.85	54	-4.15	-	-	6	167	H
			* 5.456932	54.77	RMS	34.3	-39.8	0.58	49.85	54	-4.15	-	-	6	167	H
			5.466999	68.92	Pk	34.3	-39.8	0	63.42	-	-	68.2	-4.78	6	167	H
			5.47	67.14	Pk	34.3	-39.8	0	61.64	-	-	68.2	-6.56	6	167	H
			* 5.46	62.57	Pk	34.3	-39.8	0	57.07	-	-	68.2	-11.13	296	280	V
			* 5.45671	66.55	Pk	34.3	-39.8	0	61.05	-	-	74	-12.95	296	280	V
			* 5.46	50.83	RMS	34.3	-39.8	0.58	45.91	54	-8.09	-	-	296	280	V
			* 5.454555	52.31	RMS	34.3	-39.8	0.58	47.39	54	-6.61	-	-	296	280	V
			* 5.454555	52.31	RMS	34.3	-39.8	0.58	47.39	54	-6.61	-	-	296	280	V
			5.46471	65.2	Pk	34.3	-39.7	0	59.8	-	-	68.2	-8.4	296	280	V
			5.47	63.97	Pk	34.3	-39.8	0	58.47	-	-	68.2	-9.73	296	280	V
	5610		5.725	63.23	Pk	34.7	-36.6	0	61.33	-	-	68.2	-6.87	202	124	H
			5.725067	65.44	Pk	34.7	-36.6	0	63.54	-	-	68.2	-4.66	202	124	H
			5.725	57.19	Pk	34.7	-36.6	0	55.29	-	-	68.2	-12.91	108	101	V
			5.738241	59.35	Pk	34.7	-36.5	0	57.55	-	-	68.2	-10.65	108	101	V
EHT160 (SU Mode)	5570 (Low BE)	6 + 5	* 5.46	63.01	Pk	34.5	-37.1	0	60.41	-	-	68.2	-7.79	179	126	H
			* 5.451955	65.88	Pk	34.5	-37.2	0	63.18	-	-	74	-10.82	179	126	H
			* 5.46	50.77	RMS	34.5	-37.1	0.58	48.75	54	-5.25	-	-	179	126	H
			* 5.452866	53.33	RMS	34.5	-37.2	0.58	51.21	54	-2.79	-	-	179	126	H
			* 5.452866	53.33	RMS	34.5	-37.2	0.58	51.21	54	-2.79	-	-	179	126	H
			5.461599	65.27	Pk	34.5	-37.1	0	62.67	-	-	68.2	-5.53	179	126	H
			5.47	62.37	Pk	34.6	-37.1	0	59.87	-	-	68.2	-8.33	179	126	H
			* 5.46	59.14	Pk	34.5	-37.1	0	56.54	-	-	68.2	-11.66	128	242	V
			* 5.442044	62.65	Pk	34.5	-37.3	0	59.85	-	-	74	-14.15	128	242	V
			* 5.46	47.9	RMS	34.5	-37.1	0.58	45.88	54	-8.12	-	-	128	242	V
			* 5.456666	49.88	RMS	34.5	-37.2	0.58	47.76	54	-6.24	-	-	128	242	V
			* 5.456666	49.88	RMS	34.5	-37.2	0.58	47.76	54	-6.24	-	-	128	242	V
			5.46631	61.69	Pk	34.6	-37.2	0	59.09	-	-	68.2	-9.11	128	242	V
			5.47	58.44	Pk	34.6	-37.1	0	55.94	-	-	68.2	-12.26	128	242	V
	5570 (High BE)		5.725	63.77	Pk	34.7	-36.6	0	61.87	-	-	68.2	-6.33	199	134	H
			5.726341	65.14	Pk	34.7	-36.6	0	63.24	-	-	68.2	-4.96	199	134	H
			5.725	58.36	Pk	34.7	-36.6	0	56.46	-	-	68.2	-11.74	112	175	V
			5.726426	59.81	Pk	34.7	-36.6	0	57.91	-	-	68.2	-10.29	112	175	V

* - indicates frequency in CFR47 Pt 15 / IC RSS-Restricted Band
Pk - Peak detector
RMS - RMS detection

UL LLC.
47173 Benicia Street, Fremont, CA 94538; USA. TEL:(510) 319-4000 FAX:(510) 661-0888
This report shall not be reproduced except in full, without the written approval of UL LLC.

BANDEDGE (LOW CHANNEL / 5500MHz)

HORIZONTAL RESULT

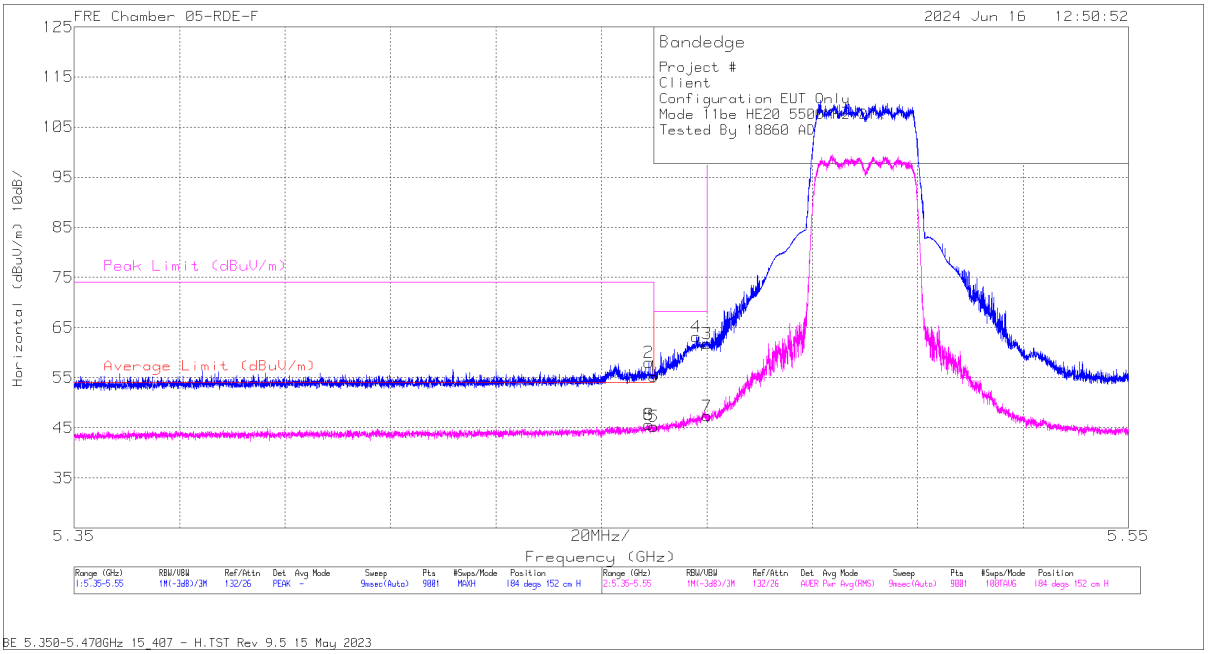

Marker	Frequency (GHz)	Meter Reading (dBuV)	Det	226674 ACF (dB/m)	DCCF (dB)	Gain/Loss (dB)	Corrected Reading (dBuV/m)	Average Limit (dBuV/m)	Margin (dB)	Peak Limit (dBuV/m)	PK Margin (dB)	Azimuth (Degs)	Height (cm)	Polarity
1	5.46	59.52	Pk	34.5	0	-38.8	55.22	-	-	68.2	-12.98	184	152	H
2	5.458977	62.26	Pk	34.5	0	-38.77	57.99	-	-	74	-16.01	184	152	H
3	5.47	66.11	Pk	34.5	0	-38.78	61.83	-	-	68.2	-6.37	184	152	H
4	5.468088	67.47	Pk	34.5	0	-38.79	63.18	-	-	68.2	-5.02	184	152	H
5	5.46	49.04	RMS	34.5	.53	-38.8	45.27	54	-8.73	-	-	184	152	H
6	5.459021	49.39	RMS	34.5	.53	-38.77	45.65	54	-8.35	-	-	184	152	H
8	5.459021	49.39	RMS	34.5	.53	-38.77	45.65	54	-8.35	-	-	184	152	H

* - indicates frequency in CFR47 Pt 15 / IC RSS-Restricted Band
Pk - Peak detector
RMS - RMS detection

UL LLC.
47173 Benicia Street, Fremont, CA 94538; USA. TEL:(510) 319-4000 FAX:(510) 661-0888
This report shall not be reproduced except in full, without the written approval of UL LLC.

BANDEDGE (LOW CHANNEL / 5500MHz)

VERTICAL RESULT

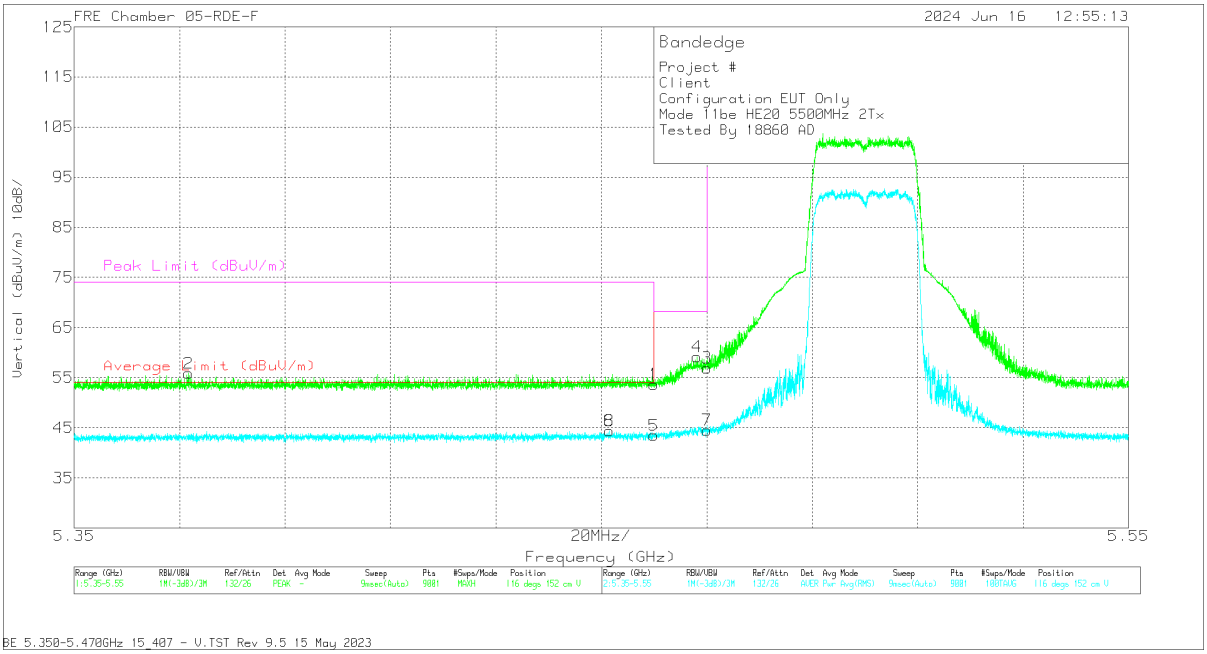

Marker	Frequency (GHz)	Meter Reading (dBuV)	Det	226674 ACF (dB/m)	DCCF (dB)	Gain/Loss (dB)	Corrected Reading (dBuV/m)	Average Limit (dBuV/m)	Margin (dB)	Peak Limit (dBuV/m)	PK Margin (dB)	Azimuth (Degs)	Height (cm)	Polarity
1	5.46	57.99	Pk	34.5	0	-38.8	53.69	-	-	68.2	-14.51	116	152	V
2	5.371755	60.3	Pk	34.4	0	-38.85	55.85	-	-	74	-18.15	116	152	V
3	5.47	61.22	Pk	34.5	0	-38.78	56.94	-	-	68.2	-11.26	116	152	V
4	5.468132	63.48	Pk	34.5	0	-38.79	59.19	-	-	68.2	-9.01	116	152	V
5	5.46	47.19	RMS	34.5	.53	-38.8	43.42	54	-10.58	-	-	116	152	V
6	5.451555	48.11	RMS	34.5	.53	-38.79	44.35	54	-9.65	-	-	116	152	V
8	5.451555	48.11	RMS	34.5	.53	-38.79	44.35	54	-9.65	-	-	116	152	V

* - indicates frequency in CFR47 Pt 15 / IC RSS-Restricted Band
Pk - Peak detector
RMS - RMS detection

UL LLC.
47173 Benicia Street, Fremont, CA 94538; USA. TEL:(510) 319-4000 FAX:(510) 661-0888
This report shall not be reproduced except in full, without the written approval of UL LLC.

BANDEDGE (HIGH CHANNEL / 5700MHz)

HORIZONTAL RESULT

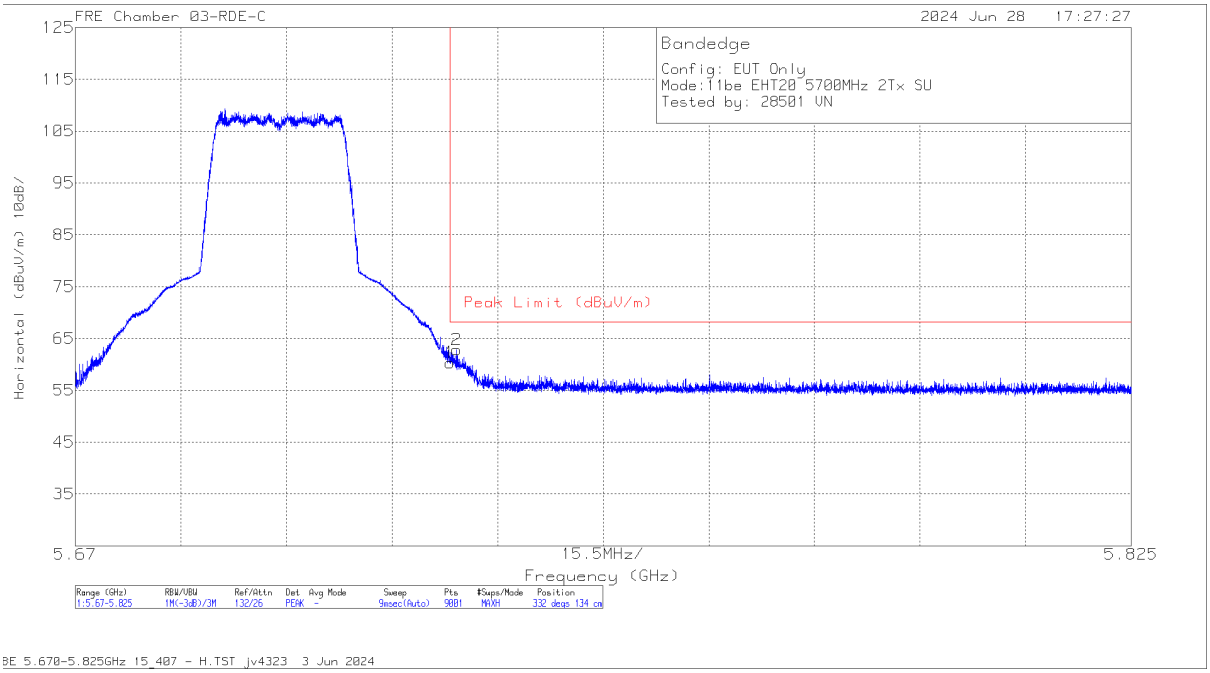

Marker	Frequency (GHz)	Meter Reading (dBuV)	Det	223084 ACF (dB/m)	DCCF (dB)	Gain/Loss (dB)	Corrected Reading (dBuV/m)	Peak Limit (dBuV/m)	PK Margin (dB)	Azimuth (Degs)	Height (cm)	Polarity
1	5.725	62.21	Pk	34.7	0	-36.6	60.31	68.2	-7.89	332	134	H
2	5.725972	64.73	Pk	34.7	0	-36.6	62.83	68.2	-5.37	332	134	H

* - indicates frequency in CFR47 Pt 15 / IC RSS-Restricted Band
Pk - Peak detector
RMS - RMS detection

UL LLC.
47173 Benicia Street, Fremont, CA 94538; USA. TEL:(510) 319-4000 FAX:(510) 661-0888
This report shall not be reproduced except in full, without the written approval of UL LLC.

BANDEDGE (HIGH CHANNEL / 5700MHz)

VERTICAL RESULT

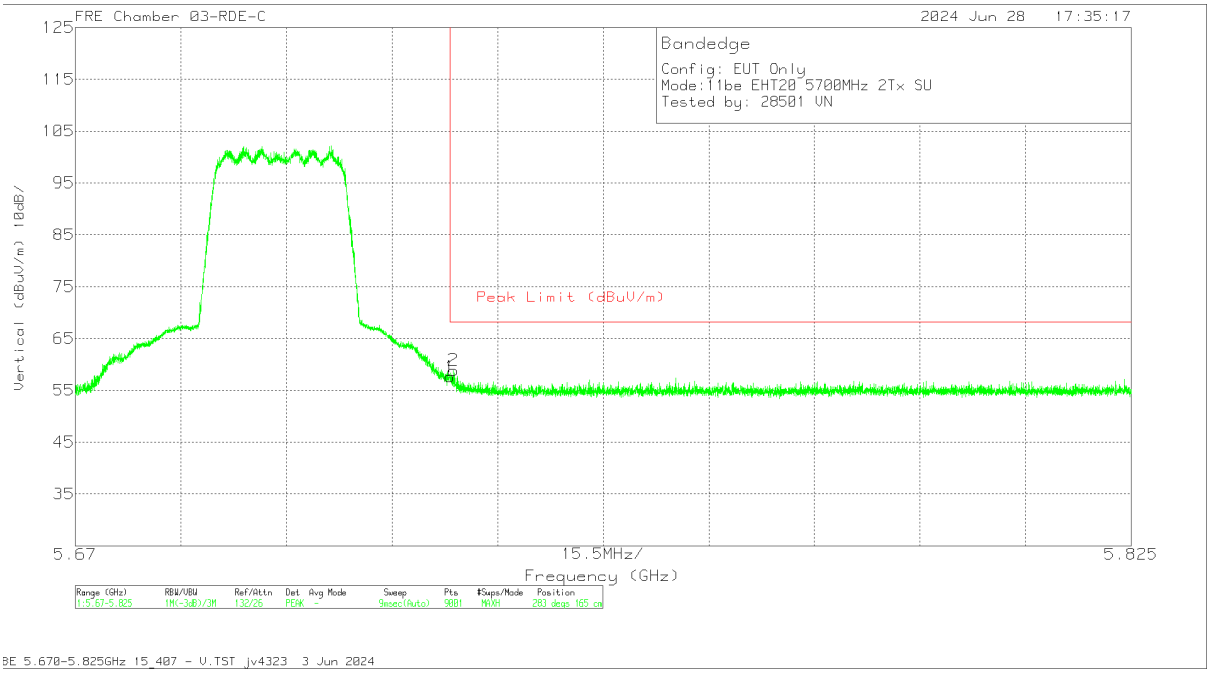

Marker	Frequency (GHz)	Meter Reading (dBuV)	Det	223084 ACF (dB/m)	DCCF (dB)	Gain/Loss (dB)	Corrected Reading (dBuV/m)	Peak Limit (dBuV/m)	PK Margin (dB)	Azimuth (Degs)	Height (cm)	Polarity
1	5.725	59.49	Pk	34.7	0	-36.6	57.59	68.2	-10.61	283	165	V
2	5.725507	60.76	Pk	34.7	0	-36.6	58.86	68.2	-9.34	283	165	V

* - indicates frequency in CFR47 Pt 15 / IC RSS-Restricted Band
Pk - Peak detector
RMS - RMS detection

UL LLC.
47173 Benicia Street, Fremont, CA 94538; USA. TEL:(510) 319-4000 FAX:(510) 661-0888
This report shall not be reproduced except in full, without the written approval of UL LLC.

1.1.22. 802.11be MIMO PARTIAL RU MODE IN UNII-2C BAND – BANDEDGES

UNII-2c (MIMO CDD)	Channel Frequency (MHz)	Ant. #	Frequency (GHz)	Meter Reading (dBuV)	Det	AF (dB/m)	Amp/Cbl/Fltr/Pad (dB)	DCCF (dB)	Corrected Reading (dBuV/m)	Avg Limit (dBuV/m)	Avg Margin (dB)	Pk Limit (dBuV/m)	Pk Margin (dB)	Azimuth (Degs)	Height (cm)	Polarity
EHT20 (RU 106 / Index 53)	5500	6 + 5	* 5.46	59.24	Pk	34.5	-37.68	0	56.06	-	-	68.2	-12.14	85	154	H
			* 5.407533	60.9	Pk	34.6	-37.82	0	57.68	-	-	74	-16.32	85	154	H
			* 5.46	46.95	RMS	34.5	-37.68	0.33	44.1	54	-9.9	-	-	85	154	H
			* 5.447977	48.64	RMS	34.5	-37.73	0.33	45.74	54	-8.26	-	-	85	154	H
			* 5.447977	48.64	RMS	34.5	-37.73	0.33	45.74	54	-8.26	-	-	85	154	H
			5.466866	66.7	Pk	34.5	-37.75	0	63.45	-	-	68.2	-4.75	85	154	H
			5.47	63.76	Pk	34.5	-37.72	0	60.54	-	-	68.2	-7.66	85	154	H
			* 5.46	57.88	Pk	34.5	-37.68	0	54.7	-	-	68.2	-13.5	26	296	V
			* 5.372111	60.05	Pk	34.6	-37.73	0	56.92	-	-	74	-17.08	26	296	V
			* 5.46	46.57	RMS	34.5	-37.68	0.33	43.72	54	-10.28	-	-	26	296	V
			* 5.366489	47.72	RMS	34.6	-37.81	0.33	44.84	54	-9.16	-	-	26	296	V
			* 5.366489	47.72	RMS	34.6	-37.81	0.33	44.84	54	-9.16	-	-	26	296	V
			5.465066	62.74	Pk	34.5	-37.71	0	59.53	-	-	68.2	-8.67	26	296	V
			5.47	59.09	Pk	34.5	-37.72	0	55.87	-	-	68.2	-12.33	26	296	V
EHT20 (RU 106 / Index 54)	5700		5.725	62.24	Pk	34.6	-37.13	0	59.71	-	-	68.2	-8.49	183	207	H
			5.726058	65.78	Pk	34.6	-37.14	0	63.24	-	-	68.2	-4.96	183	207	H
			5.725	58.67	Pk	34.6	-37.13	0	56.14	-	-	68.2	-12.06	98	246	V
			5.730863	60.5	Pk	34.6	-37.16	0	57.94	-	-	68.2	-10.26	98	246	V
EHT40 (RU 52 / Index 37)	5510	6 + 5	* 5.46	59.73	Pk	34.5	-37.68	0	56.55	-	-	68.2	-11.65	179	162	H
			* 5.458866	61.29	Pk	34.5	-37.71	0	58.08	-	-	74	-15.92	179	162	H
			* 5.46	46.52	RMS	34.5	-37.68	0.55	43.89	54	-10.11	-	-	179	162	H
			* 5.447777	48.25	RMS	34.5	-37.73	0.55	45.57	54	-8.43	-	-	179	162	H
			* 5.447777	48.25	RMS	34.5	-37.73	0.55	45.57	54	-8.43	-	-	179	162	H
			5.469132	66.2	Pk	34.5	-37.74	0	62.96	-	-	68.2	-5.24	179	162	H
			5.47	60.12	Pk	34.5	-37.72	0	56.9	-	-	68.2	-11.3	179	162	H
			* 5.46	57.92	Pk	34.5	-37.68	0	54.74	-	-	68.2	-13.46	110	132	V
			* 5.391911	59.44	Pk	34.6	-37.83	0	56.21	-	-	74	-17.79	110	132	V
			* 5.46	46.6	RMS	34.5	-37.68	0.55	43.97	54	-10.03	-	-	110	132	V
			* 5.416466	47.4	RMS	34.6	-37.75	0.55	44.8	54	-9.2	-	-	110	132	V
			* 5.416466	47.4	RMS	34.6	-37.75	0.55	44.8	54	-9.2	-	-	110	132	V
			5.467221	61.91	Pk	34.5	-37.75	0	58.66	-	-	68.2	-9.54	110	132	V
			5.47	58.52	Pk	34.5	-37.72	0	55.3	-	-	68.2	-12.9	110	132	V
	5670		5.725	60.27	Pk	34.6	-37.13	0	57.74	-	-	68.2	-10.46	177	196	H
			5.728383	62.31	Pk	34.6	-37.17	0	59.74	-	-	68.2	-8.46	177	196	H
			5.725	57.22	Pk	34.6	-37.13	0	54.69	-	-	68.2	-13.51	107	131	V
			5.797701	59.44	Pk	34.8	-37	0	57.24	-	-	68.2	-10.96	107	131	V
EHT40 (RU 242 / Index 61)	5510	6 + 5	* 5.46	58.48	Pk	34.5	-37.68	0	55.3	-	-	68.2	-12.9	73	190	H
			* 5.458266	61.36	Pk	34.5	-37.72	0	58.14	-	-	74	-15.86	73	190	H
			* 5.46	46.94	RMS	34.5	-37.68	0.36	44.12	54	-9.88	-	-	73	190	H
			* 5.459888	48.06	RMS	34.5	-37.68	0.36	45.24	54	-8.76	-	-	73	190	H
			* 5.459888	48.06	RMS	34.5	-37.68	0.36	45.24	54	-8.76	-	-	73	190	H
			5.469688	66.53	Pk	34.5	-37.73	0	63.3	-	-	68.2	-4.9	73	190	H
			5.47	66.14	Pk	34.5	-37.72	0	62.92	-	-	68.2	-5.28	73	190	H
			* 5.46	57.59	Pk	34.5	-37.68	0	54.41	-	-	68.2	-13.79	18	177	V
			* 5.409888	59.83	Pk	34.6	-37.81	0	56.62	-	-	74	-17.38	18	177	V
			* 5.46	46.33	RMS	34.5	-37.68	0.36	43.51	54	-10.49	-	-	18	177	V
			* 5.383333	47.66	RMS	34.6	-37.81	0.36	44.81	54	-9.19	-	-	18	177	V
			* 5.383333	47.66	RMS	34.6	-37.81	0.36	44.81	54	-9.19	-	-	18	177	V
			5.46751	64.14	Pk	34.5	-37.76	0	60.88	-	-	68.2	-7.32	18	177	V
			5.47	62.3	Pk	34.5	-37.72	0	59.08	-	-	68.2	-9.12	18	177	V
	5670		5.725	61.2	Pk	34.6	-37.13	0	58.67	-	-	68.2	-9.53	180	150	H
			5.725558	65.9	Pk	34.6	-37.14	0	63.36	-	-	68.2	-4.84	180	150	H
			5.725	58.68	Pk	34.6	-37.13	0	56.15	-	-	68.2	-12.05	116	153	V
			5.728262	59.95	Pk	34.6	-37.17	0	57.38	-	-	68.2	-10.82	116	153	V
EHT80 (RU 484 / Index 65)	5530	6 + 5	* 5.46	60.27	Pk	34.5	-37.1	0	57.67	-	-	68.2	-10.53	191	110	H
			* 5.458443	62.15	Pk	34.5	-37.16	0	59.49	-	-	74	-14.51	191	110	H
			* 5.46	48.48	RMS	34.5	-37.1	0.29	46.17	54	-7.83	-	-	191	110	H
			* 5.459888	48.69	RMS	34.5	-37.1	0.29	46.38	54	-7.62	-	-	191	110	H
			* 5.459888	48.69	RMS	34.5	-37.1	0.29	46.38	54	-7.62	-	-	191	110	H
			5.467821	65.54	Pk	34.6	-37.2	0	62.94	-	-	68.2	-5.26	191	110	H
			5.47	64.04	Pk	34.6	-37.1	0	61.54	-	-	68.2	-6.66	191	110	H
			* 5.46	57.32	Pk	34.5	-37.1	0	54.72	-	-	68.2	-13.48	116	126	V
			* 5.449799	59.24	Pk	34.5	-37.2	0	56.54	-	-	74	-17.46	116	126	V
			* 5.46	46.75	RMS	34.5	-37.1	0.29	44.44	54	-9.56	-	-	116	126	V
			* 5.45871	47.25	RMS	34.5	-37.13	0.29	44.91	54	-9.09	-	-	116	126	V
			* 5.45871	47.25	RMS	34.5	-37.13	0.29	44.91	54	-9.09	-	-	116	126	V
			5.469377	61.15	Pk	34.6	-37.16	0	58.59	-	-	68.2	-9.61	116	126	V
			5.47	59.11	Pk	34.6	-37.1	0	56.61	-	-	68.2	-11.59	116	126	V

* - indicates frequency in CFR47 Pt 15 / IC RSS-Restricted Band
Pk - Peak detector
RMS - RMS detection

UL LLC.
47173 Benicia Street, Fremont, CA 94538; USA. TEL:(510) 319-4000 FAX:(510) 661-0888
This report shall not be reproduced except in full, without the written approval of UL LLC.

UNII-2c (MIMO CDD)	Channel Frequency (MHz)	Ant. #	Frequency (GHz)	Meter Reading (dBuV)	Det	AF (dB/m)	Amp/Cbl/Fltr/Pad (dB)	DCCF (dB)	Corrected Reading (dBuV/m)	Avg Limit (dBuV/m)	Avg Margin (dB)	Pk Limit (dBuV/m)	Pk Margin (dB)	Azimuth (Degs)	Height (cm)	Polarity
EHT160 (RU 242)	5570 (Index 61) (Lower)	6 + 5	* 5.46	62.82	Pk	34.5	0	-37.1	60.22	-	-	68.2	-7.98	93	127	H
			* 5.455132	65.45	Pk	34.5	0	-37.2	62.75	-	-	74	-11.25	93	127	H
			* 5.46	46.67	RMS	34.5	0.65	-37.1	44.72	54	-9.28	-	-	93	127	H
			* 5.449199	48.05	RMS	34.5	0.65	-37.2	46	54	-8	-	-	93	127	H
			* 5.449199	48.05	RMS	34.5	0.65	-37.2	46	54	-8	-	-	93	127	H
			5.464443	65.78	Pk	34.5	0	-37.14	63.14	-	-	68.2	-5.06	93	127	H
			5.47	64.91	Pk	34.6	0	-37.1	62.41	-	-	68.2	-5.79	93	127	H
			* 5.46	59.12	Pk	34.5	0	-37.1	56.52	-	-	68.2	-11.68	7	194	V
			* 5.456288	62.32	Pk	34.5	0	-37.2	59.62	-	-	74	-14.38	7	194	V
			* 5.46	45.99	RMS	34.5	0.65	-37.1	44.04	54	-9.96	-	-	7	194	V
			* 5.41611	47.39	RMS	34.5	0.65	-37.3	45.24	54	-8.76	-	-	7	194	V
			* 5.41611	47.39	RMS	34.5	0.65	-37.3	45.24	54	-8.76	-	-	7	194	V
			5.465377	61.83	Pk	34.5	0	-37.2	59.13	-	-	68.2	-9.07	7	194	V
			5.47	60.24	Pk	34.6	0	-37.1	57.74	-	-	68.2	-10.46	7	194	V
	5570 (Index S64) (Upper)		5.725	64.05	Pk	34.7	0	-36.6	62.15	-	-	68.2	-6.05	85	134	H
			5.728353	65.24	Pk	34.7	0	-36.6	63.34	-	-	68.2	-4.86	85	134	H
			5.725	63.24	Pk	34.7	0	-36.6	61.34	-	-	68.2	-6.86	13	272	V
			5.727645	64.47	Pk	34.7	0	-36.6	62.57	-	-	68.2	-5.63	13	272	V

* - indicates frequency in CFR47 Pt 15 / IC RSS-Restricted Band
Pk - Peak detector
RMS - RMS detection

UL LLC.
47173 Benicia Street, Fremont, CA 94538; USA. TEL:(510) 319-4000 FAX:(510) 661-0888
This report shall not be reproduced except in full, without the written approval of UL LLC.

2TX Antenna 6 + Antenna 5 OFDMA MODE: 106-Tones, RU Index 53

BANDEDGE (LOW CHANNEL / 5500MHz)

HORIZONTAL RESULT

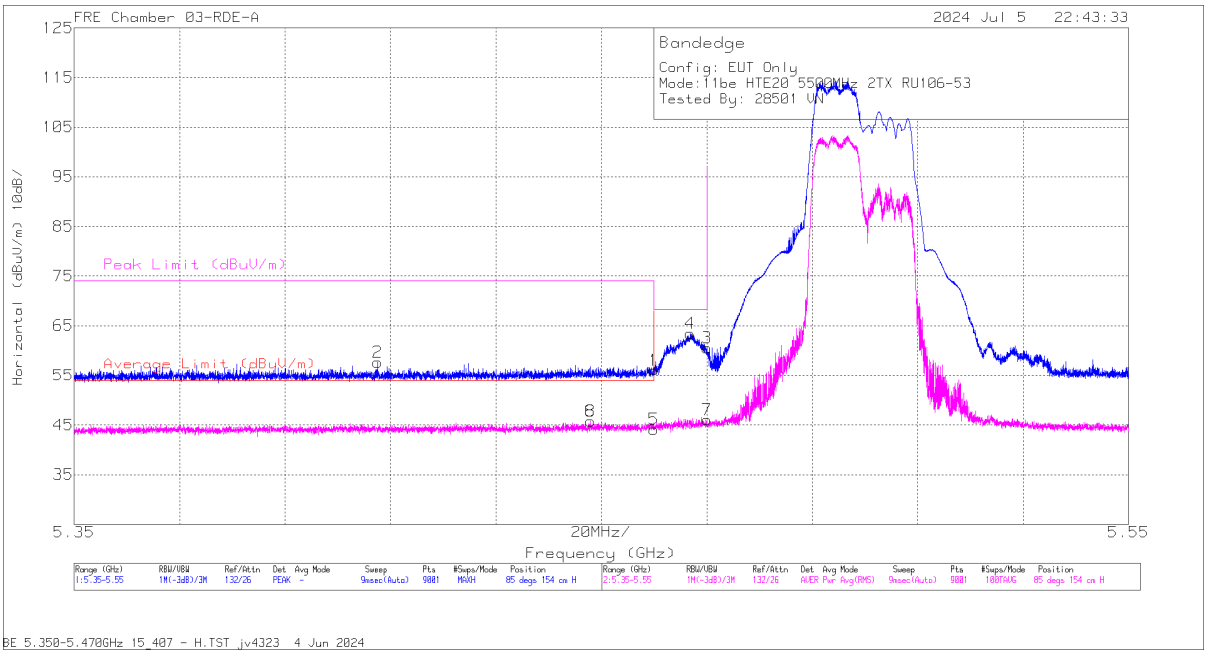

Marker	Frequency (GHz)	Meter Reading (dBuV)	Det	226673 ACF (dB/m)	DCCF (dB)	Gain/Loss (dB)	Corrected Reading (dBuV/m)	Average Limit (dBuV/m)	Margin (dB)	Peak Limit (dBuV/m)	PK Margin (dB)	Azimuth (Degs)	Height (cm)	Polarity
1	* 5.46	59.24	Pk	34.5	0	-37.68	56.06	-	-	68.2	-12.14	85	154	H
2	* 5.407533	60.9	Pk	34.6	0	-37.82	57.68	-	-	74	-16.32	85	154	H
5	* 5.46	46.95	RMS	34.5	.33	-37.68	44.1	54	-9.9	-	-	85	154	H
6	* 5.447977	48.64	RMS	34.5	.33	-37.73	45.74	54	-8.26	-	-	85	154	H
8	* 5.447977	48.64	RMS	34.5	.33	-37.73	45.74	54	-8.26	-	-	85	154	H
4	5.466866	66.7	Pk	34.5	0	-37.75	63.45	-	-	68.2	-4.75	85	154	H
3	5.47	63.76	Pk	34.5	0	-37.72	60.54	-	-	68.2	-7.66	85	154	H

* - indicates frequency in CFR47 Pt 15 / IC RSS-Restricted Band
Pk - Peak detector
RMS - RMS detection

UL LLC.
47173 Benicia Street, Fremont, CA 94538; USA. TEL:(510) 319-4000 FAX:(510) 661-0888
This report shall not be reproduced except in full, without the written approval of UL LLC.

2TX Antenna 6 + Antenna 5 OFDMA MODE: 106-Tones, RU Index 53

BANDEDGE (LOW CHANNEL / 5500MHz)

VERTICAL RESULT

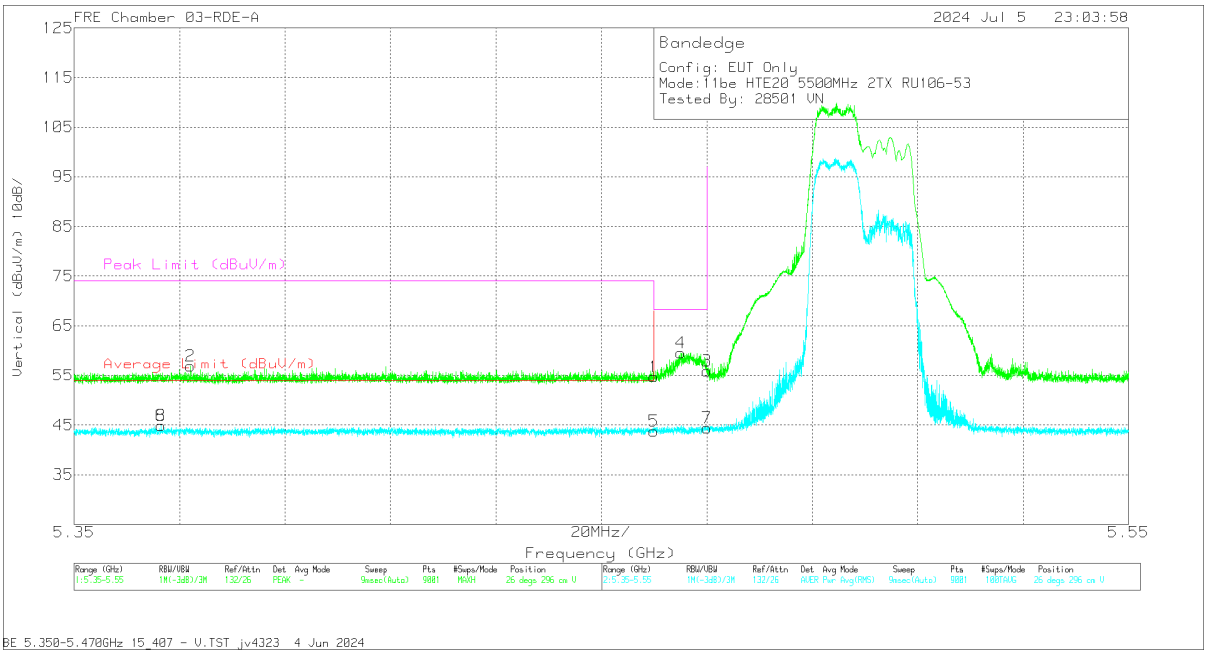

Marker	Frequency (GHz)	Meter Reading (dBuV)	Det	226673 ACF (dB/m)	DCCF (dB)	Gain/Loss (dB)	Corrected Reading (dBuV/m)	Average Limit (dBuV/m)	Margin (dB)	Peak Limit (dBuV/m)	PK Margin (dB)	Azimuth (Degs)	Height (cm)	Polarity
1	* 5.46	57.88	Pk	34.5	0	-37.68	54.7	-	-	68.2	-13.5	26	296	V
2	* 5.372111	60.05	Pk	34.6	0	-37.73	56.92	-	-	74	-17.08	26	296	V
5	* 5.46	46.57	RMS	34.5	.33	-37.68	43.72	54	-10.28	-	-	26	296	V
6	* 5.366489	47.72	RMS	34.6	.33	-37.81	44.84	54	-9.16	-	-	26	296	V
8	* 5.366489	47.72	RMS	34.6	.33	-37.81	44.84	54	-9.16	-	-	26	296	V
4	5.465066	62.74	Pk	34.5	0	-37.71	59.53	-	-	68.2	-8.67	26	296	V
3	5.47	59.09	Pk	34.5	0	-37.72	55.87	-	-	68.2	-12.33	26	296	V

* - indicates frequency in CFR47 Pt 15 / IC RSS-Restricted Band
Pk - Peak detector
RMS - RMS detection

UL LLC.
47173 Benicia Street, Fremont, CA 94538; USA. TEL:(510) 319-4000 FAX:(510) 661-0888
This report shall not be reproduced except in full, without the written approval of UL LLC.

2TX Antenna 6 + Antenna 5 OFDMA MODE: RU106-Tones, Index 54

BANDEDGE (HIGH CHANNEL / 5700MHz)

HORIZONTAL RESULT

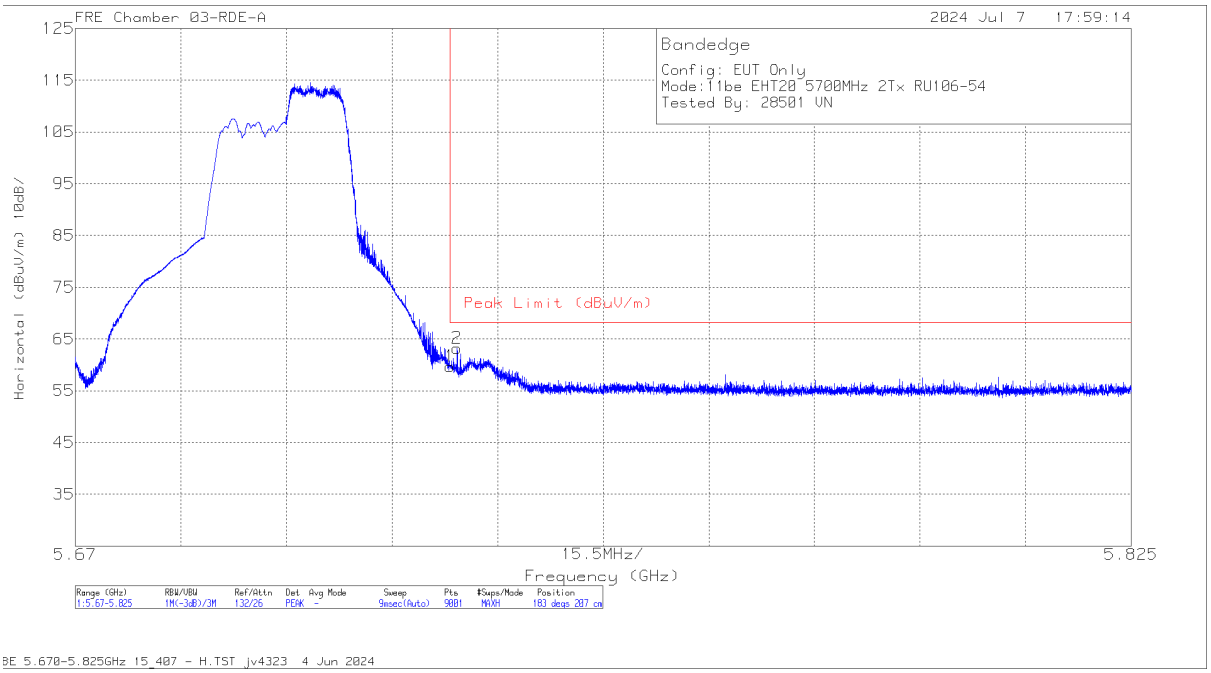

Marker	Frequency (GHz)	Meter Reading (dBuV)	Det	226673 ACF (dB/m)	Gain/Loss (dB)	Corrected Reading (dBuV/m)	Peak Limit (dBuV/m)	PK Margin (dB)	Azimuth (Degs)	Height (cm)	Polarity
1	5.725	62.24	Pk	34.6	-37.13	59.71	68.2	-8.49	183	207	H
2	5.726058	65.78	Pk	34.6	-37.14	63.24	68.2	-4.96	183	207	H

* - indicates frequency in CFR47 Pt 15 / IC RSS-Restricted Band
Pk - Peak detector
RMS - RMS detection

UL LLC.
47173 Benicia Street, Fremont, CA 94538; USA. TEL:(510) 319-4000 FAX:(510) 661-0888
This report shall not be reproduced except in full, without the written approval of UL LLC.

2TX Antenna 6 + Antenna 5 OFDMA MODE: RU106-Tones, Index 54

BANDEDGE (HIGH CHANNEL / 5700MHz)

VERTICAL RESULT

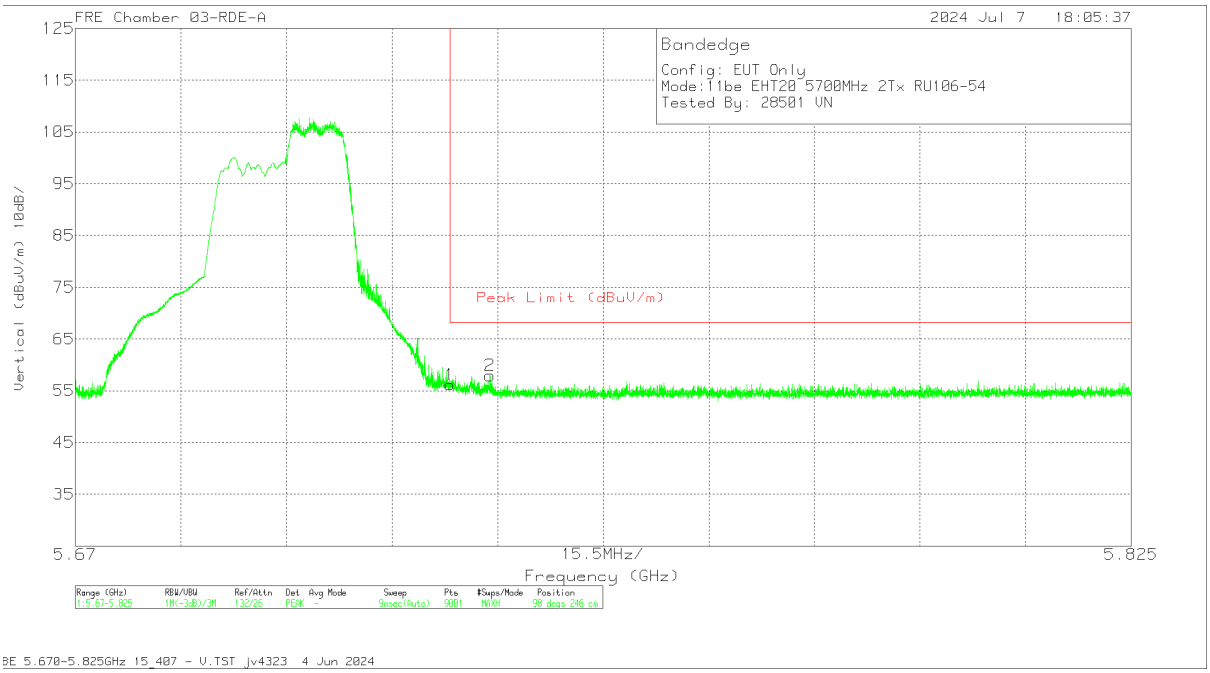

Marker	Frequency (GHz)	Meter Reading (dBuV)	Det	226673 ACF (dB/m)	Gain/Loss (dB)	DCCF (dB)	Corrected Reading (dBuV/m)	Peak Limit (dBuV/m)	PK Margin (dB)	Azimuth (Degs)	Height (cm)	Polarity
1	5.725	58.67	Pk	34.6	-37.13	0	56.14	68.2	-12.06	98	246	V
2	5.730863	60.5	Pk	34.6	-37.16	0	57.94	68.2	-10.26	98	246	V

* - indicates frequency in CFR47 Pt 15 / IC RSS-Restricted Band
Pk - Peak detector
RMS - RMS detection

UL LLC.
47173 Benicia Street, Fremont, CA 94538; USA. TEL:(510) 319-4000 FAX:(510) 661-0888
This report shall not be reproduced except in full, without the written approval of UL LLC.

1.1.23. 802.11n/ac MIMO MODE IN UNII-2C BAND – SPURIOUS EMISSIONS

20MHz

UNII-2c (MIMO CDD)	Channel Frequency (MHz)	Ant. #	Frequency (GHz)	Meter Reading (dBuV)	Det	AF (dB/m)	Amp/Cbl/ Fltr/Pad (dB)	DCCF (dB)	Corrected Reading (dBuV/m)	Avg Limit (dBuV/m)	Avg Margin (dB)	Pk Limit (dBuV/m)	Pk Margin (dB)	Azimuth (Degs)	Height (cm)	Polarity
11n/ac (Highest Power)	5500	6 + 5	2.451486	60.73	PK-U	32.1	-50.41	0	42.42	-	-	68.2	-25.78	0	200	H
			2.431779	60.27	PK-U	32	-50.29	0	41.98	-	-	68.2	-26.22	0	101	V
			*10.704956	56.39	PK-U	37.7	-45.5	0	48.59	-	-	74	-25.41	0	199	H
			*10.703652	45.21	ADR	37.7	-45.57	0.1	37.44	54	-16.56	-	-	0	199	H
			15.192749	54.57	PK-U	39.9	-43.13	0	51.34	-	-	68.2	-16.86	0	199	H
			10.573465	56.71	PK-U	37.6	-46.26	0	48.05	-	-	68.2	-20.15	0	199	V
			*15.698124	54.21	PK-U	40.5	-42.9	0	51.81	-	-	74	-22.19	0	199	V
			*15.698252	42.79	ADR	40.5	-42.9	0.1	40.49	54	-13.51	-	-	0	199	V
	5580	6 + 5	1.753607	61.03	PK-U	30	-49.61	0	41.42	-	-	68.2	-26.78	0	101	H
			1.752667	60.64	PK-U	30	-49.6	0	41.04	-	-	68.2	-27.16	300	343	V
			10.562767	56.33	PK-U	37.6	-46.34	0	47.59	-	-	68.2	-20.61	300	200	H
			15.283399	55.39	PK-U	40	-42.11	0	53.28	-	-	68.2	-14.92	300	200	H
			*10.660303	56.54	PK-U	37.7	-45.94	0	48.3	-	-	74	-25.7	300	101	V
			*10.663733	45.3	ADR	37.7	-45.94	0.1	37.16	54	-16.84	-	-	300	101	V
			15.284581	54.14	PK-U	40	-42.15	0	51.99	-	-	68.2	-16.21	300	200	V
	5700	6 + 5	* 3.599895	58.02	PK-U	33	-47.2	0	43.82	-	-	74	-30.18	341	286	H
			* 3.599845	46.37	ADR	33	-47.2	0.1	32.27	54	-21.73	-	-	341	286	H
			* 3.601906	57.92	PK-U	33	-47.2	0	43.72	-	-	74	-30.28	17	329	V
			* 3.602117	46.02	ADR	33	-47.2	0.1	31.92	54	-22.08	-	-	17	329	V
			* 9.141716	56.08	PK-U	36	-43.57	0	48.51	-	-	74	-25.49	232	113	H
			* 9.142035	44.6	ADR	36	-43.6	0.1	37.1	54	-16.9	-	-	232	113	H
			* 9.117915	55.74	PK-U	36	-43.59	0	48.15	-	-	74	-25.85	102	328	V
			* 9.120571	44.5	ADR	36	-43.7	0.1	36.9	54	-17.1	-	-	102	328	V
			2.137509	60.13	PK-U	31.3	-49.1	0	42.33	-	-	68.2	-25.87	25	338	V
			2.136282	59.64	PK-U	31.3	-49.1	0	41.84	-	-	68.2	-26.36	94	226	H
	5720	6 + 5	* 2.387313	59.99	PK-U	32.1	-49.4	0	42.69	-	-	74	-31.31	28	109	H
			* 2.387479	48.4	ADR	32.1	-49.4	0.1	31.2	54	-22.8	-	-	28	109	H
			* 3.614387	57.7	PK-U	33	-47.3	0	43.4	-	-	74	-30.6	357	185	H
			* 3.613707	45.99	ADR	33	-47.3	0.1	31.79	54	-22.21	-	-	357	185	H
			* 2.370003	59.69	PK-U	32	-49.4	0	42.29	-	-	74	-31.71	304	163	V
			* 2.369385	47.97	ADR	32	-49.4	0.1	30.67	54	-23.33	-	-	304	163	V
			* 3.620745	57.54	PK-U	33	-47.13	0	43.41	-	-	74	-30.59	45	319	V
			* 3.624462	45.62	ADR	33	-46.9	0.1	31.82	54	-22.18	-	-	45	319	V
			8.614519	56.29	PK-U	35.8	-44.4	0	47.69	-	-	68.2	-20.51	173	253	H
			8.730103	55.33	PK-U	35.8	-44.19	0	46.94	-	-	68.2	-21.26	234	284	V

* - indicates frequency in CFR47 Pt 15 / IC RSS-Restricted Band
PK-U - U-NII: Maximum Peak
ADR - U-NII AD primary method, RMS average

UL LLC.
47173 Benicia Street, Fremont, CA 94538; USA. TEL:(510) 319-4000 FAX:(510) 661-0888
This report shall not be reproduced except in full, without the written approval of UL LLC.

40MHz

UNII-2c (MIMO CDD)	Channel Frequency (MHz)	Ant. #	Frequency (GHz)	Meter Reading (dBuV)	Det	AF (dB/m)	Amp/Cbl/Fltr/Pad (dB)	DCCF (dB)	Corrected Reading (dBuV/m)	Avg Limit (dBuV/m)	Avg Margin (dB)	Pk Limit (dBuV/m)	Pk Margin (dB)	Azimuth (Degs)	Height (cm)	Polarity
11n/ac (Highest Power)	5510	6 + 5	*2.486238	60.4	PK-U	32.2	-50.34	0	42.26	-	-	74	-31.74	360	199	H
			*2.48631	61.77	PK-U	32.2	-50.34	0	43.63	-	-	74	-30.37	240	336	V
			*2.485746	49.18	ADR	32.2	-50.35	0.1	31.13	54	-22.87	-	-	240	336	V
			10.510407	56.14	PK-U	37.5	-46.29	0	47.35	-	-	68.2	-20.85	240	101	H
			15.283728	54.19	PK-U	40	-42.14	0	52.05	-	-	68.2	-16.15	240	200	H
			10.482083	56.59	PK-U	37.5	-46.28	0	47.81	-	-	68.2	-20.39	240	200	V
			* 15.354593	54.86	PK-U	40.1	-42.42	0	52.54	-	-	74	-21.46	240	200	V
			* 15.355297	43.24	ADR	40.1	-42.46	0.1	40.98	54	-13.02	-	-	240	200	V
	5550	6 + 5	1.86524	59.04	PK-U	31.2	-50.27	0	39.97	-	-	68.2	-28.23	16	193	H
			1.863039	59.12	PK-U	31.1	-50.25	0	39.97	-	-	68.2	-28.23	16	200	V
			10.52472	55.62	PK-U	37.5	-46.26	0	46.86	-	-	68.2	-21.34	16	101	H
			15.18577	54.82	PK-U	39.9	-43.32	0	51.4	-	-	68.2	-16.8	16	199	H
			*10.673701	56.99	PK-U	37.7	-45.93	0	48.76	-	-	74	-25.24	16	200	V
			*10.672387	45.37	ADR	37.7	-45.94	0.1	37.37	54	-16.63	-	-	16	200	V
			*15.413438	55.19	PK-U	40.2	-42.65	0	52.74	-	-	74	-21.26	16	200	V
			*15.415509	44.07	ADR	40.2	-42.63	0.1	41.88	54	-12.12	-	-	16	200	V
	5670	6 + 5	*2.483586	60.34	PK-U	32.2	-50.36	0	42.18	-	-	74	-31.82	360	101	H
			*2.483776	48.98	ADR	32.2	-50.36	0.1	31.06	54	-22.94	-	-	360	101	H
			*2.485732	60.64	PK-U	32.2	-50.35	0	42.49	-	-	74	-31.51	360	200	V
			*2.485476	49.11	ADR	32.2	-50.35	0.1	31.2	54	-22.8	-	-	360	200	V
			10.257506	57.42	PK-U	37.3	-46.4	0	48.32	-	-	68.2	-19.88	360	200	H
			*15.66378	53.72	PK-U	40.4	-42.89	0	51.23	-	-	74	-22.77	360	200	H
			*15.666139	42.06	ADR	40.4	-42.86	0.1	39.84	54	-14.16	-	-	360	200	H
			*10.639236	56.81	PK-U	37.7	-45.97	0	48.54	-	-	74	-25.46	360	200	V
			*10.639957	45.16	ADR	37.7	-46.02	0.1	37.08	54	-16.92	-	-	360	200	V
			*15.476669	55.77	PK-U	40.3	-42.74	0	53.33	-	-	74	-20.67	360	200	V
			*15.476477	43.37	ADR	40.3	-42.73	0.1	41.18	54	-12.82	-	-	360	200	V
	5710 (Straddle)	6 + 5	1.871738	59.23	PK-U	31.2	-50.28	0	40.15	-	-	68.2	-28.05	34	377	H
			1.861692	58.84	PK-U	31.1	-50.25	0	39.69	-	-	68.2	-28.51	34	200	V
			10.598355	56.46	PK-U	37.6	-46.24	0	47.82	-	-	68.2	-20.38	34	101	H
			*15.452128	55.01	PK-U	40.2	-43.06	0	52.15	-	-	74	-21.85	34	200	H
			*15.454741	43.39	ADR	40.2	-43.1	0.1	40.71	54	-13.29	-	-	34	200	H
			10.417857	56.72	PK-U	37.4	-46.15	0	47.97	-	-	68.2	-20.23	34	101	V
			15.270696	54.67	PK-U	40	-42.08	0	52.59	-	-	68.2	-15.61	34	200	V

* - indicates frequency in CFR47 Pt 15 / IC RSS-Restricted Band
PK-U - U-NII: Maximum Peak
ADR - U-NII AD primary method, RMS average

UL LLC.
47173 Benicia Street, Fremont, CA 94538; USA. TEL:(510) 319-4000 FAX:(510) 661-0888
This report shall not be reproduced except in full, without the written approval of UL LLC.

80MHz

UNII-2c (MIMO CDD)	Channel Frequency (MHz)	Ant. #	Frequency (GHz)	Meter Reading (dBuV)	Det	AF (dB/m)	Amp/Cbl/Fltr/Pad (dB)	DCCF (dB)	Corrected Reading (dBuV/m)	Avg Limit (dBuV/m)	Avg Margin (dB)	Pk Limit (dBuV/m)	Pk Margin (dB)	Azimuth (Degs)	Height (cm)	Polarity
11n/ac (Highest Power)	5530	6 + 5	* 4.157638	57.12	PK-U	33.4	-47.2	0	43.32	-	-	74	-30.68	315	186	H
			* 4.156513	45.46	ADR	33.4	-47.15	0.24	31.95	54	-22.05	-	-	315	186	H
			* 4.094419	57.18	PK-U	33.3	-47	0	43.48	-	-	74	-30.52	47	254	V
			* 4.094172	45.37	ADR	33.3	-47	0.24	31.91	54	-22.09	-	-	47	254	V
			2.946542	59.32	PK-U	32.5	-48.7	0	43.12	-	-	68.2	-25.08	47	254	V
			2.951228	60	PK-U	32.5	-48.6	0	43.9	-	-	68.2	-24.3	149	131	H
			8.754414	55.57	PK-U	35.8	-44.1	0	47.27	-	-	68.2	-20.93	318	351	V
			8.818495	56.22	PK-U	35.8	-44.1	0	47.92	-	-	68.2	-20.28	17	186	H
	5610	6 + 5	* 3.847906	57.22	PK-U	33.2	-46.8	0	43.62	-	-	74	-30.38	90	296	H
			* 3.849225	45.55	ADR	33.2	-46.8	0.24	32.19	54	-21.81	-	-	90	296	H
			* 4.612293	58.3	PK-U	34	-47.7	0	44.6	-	-	74	-29.4	90	196	H
			* 4.614469	46.34	ADR	34	-47.7	0.24	32.88	54	-21.12	-	-	90	196	H
			* 3.807463	58.28	PK-U	33.2	-47.15	0	44.33	-	-	74	-29.67	149	214	V
			* 3.808783	46.56	ADR	33.2	-47.18	0.24	32.82	54	-21.18	-	-	149	214	V
			* 4.627929	57.88	PK-U	34	-47.9	0	43.98	-	-	74	-30.02	69	375	V
			* 4.628859	46.24	ADR	34	-47.9	0.24	32.58	54	-21.42	-	-	69	375	V
			8.77364	55.42	PK-U	35.8	-43.5	0	47.72	-	-	68.2	-20.48	48	328	H
			8.789972	55.93	PK-U	35.8	-44.1	0	47.63	-	-	68.2	-20.57	294	267	V
	5690 (Straddle)	6 + 5	2.447207	60.97	PK-U	32.3	-49.5	0	43.77	-	-	68.2	-24.43	360	101	H
			2.454705	60.46	PK-U	32.4	-49.5	0	43.36	-	-	68.2	-24.84	360	200	V
			*10.61689	58.32	PK-U	37.9	-45.1	0	51.12	-	-	74	-22.88	360	101	V
			*10.618834	46.26	ADR	37.9	-45.2	0.24	39.2	54	-14.8	-	-	360	101	V
			*10.62426	57.67	PK-U	37.9	-45.23	0	50.34	-	-	74	-23.66	360	101	H
			*10.624334	46.09	ADR	37.9	-45.23	0.24	39	54	-15	-	-	360	101	H
			15.242172	55.11	PK-U	39.9	-41.12	0	53.89	-	-	68.2	-14.31	360	101	V
			15.31248	54.93	PK-U	40	-40.75	0	54.18	-	-	68.2	-14.02	360	199	H

* - indicates frequency in CFR47 Pt 15 / IC RSS-Restricted Band
PK-U - U-NII: Maximum Peak
ADR - U-NII AD primary method, RMS average

160MHz

UNII-2c (MIMO CDD)	Channel Frequency (MHz)	Ant. #	Frequency (GHz)	Meter Reading (dBuV)	Det	AF (dB/m)	Amp/Cbl/Fltr/Pad (dB)	DCCF (dB)	Corrected Reading (dBuV/m)	Avg Limit (dBuV/m)	Avg Margin (dB)	Pk Limit (dBuV/m)	Pk Margin (dB)	Azimuth (Degs)	Height (cm)	Polarity
11n/ac (Highest Power)	5570	6 + 5	2.439096	61.04	PK-U	32.3	-49.41	0	43.93	-	-	68.2	-24.27	360	101	V
			2.450395	60.63	PK-U	32.3	-49.5	0	43.43	-	-	68.2	-24.77	360	101	H
			10.31256	59.58	PK-U	37.7	-45.7	0	51.58	-	-	68.2	-16.62	360	101	V
			10.481008	58.43	PK-U	37.9	-45.2	0	51.13	-	-	68.2	-17.07	360	101	H
			15.024841	55.6	PK-U	39.9	-42	0	53.5	-	-	68.2	-14.7	360	200	H
			15.308696	55.31	PK-U	40	-40.7	0	54.61	-	-	68.2	-13.59	360	101	V

* - indicates frequency in CFR47 Pt 15 / IC RSS-Restricted Band
PK-U - U-NII: Maximum Peak
ADR - U-NII AD primary method, RMS average

UL LLC.
47173 Benicia Street, Fremont, CA 94538; USA. TEL:(510) 319-4000 FAX:(510) 661-0888
This report shall not be reproduced except in full, without the written approval of UL LLC.

HARMONICS AND SPURIOUS EMISSIONS (LOW CHANNEL / 5500MHz)

LOW CHANNEL RESULTS

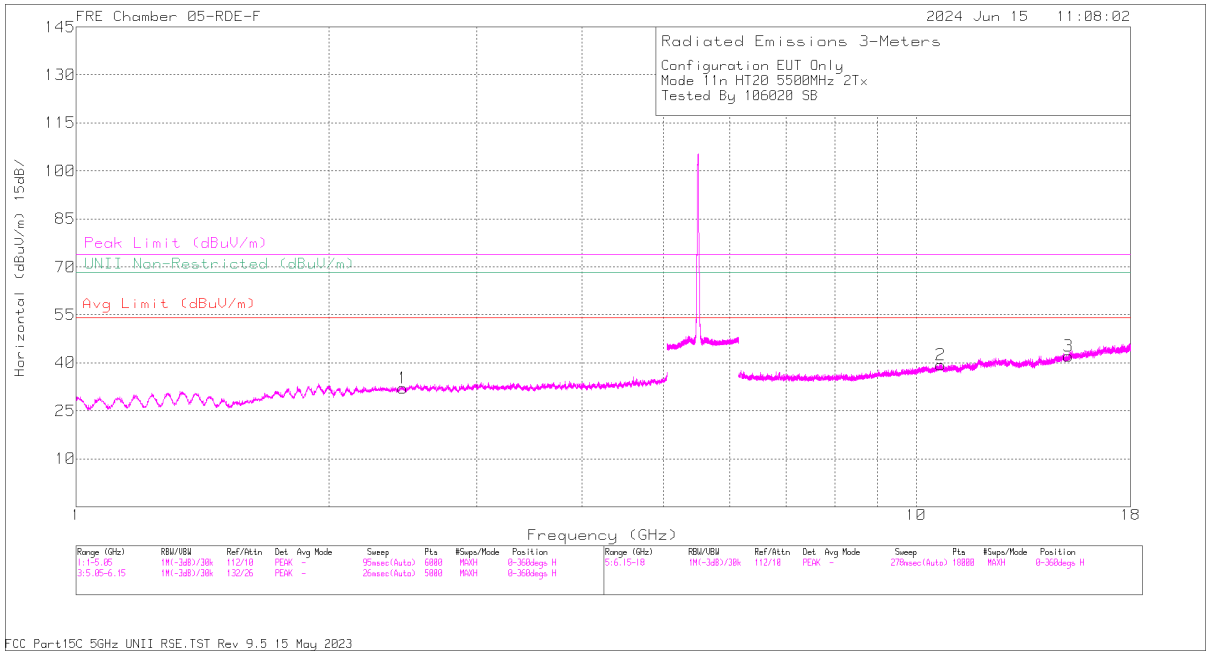

HORIZONTAL

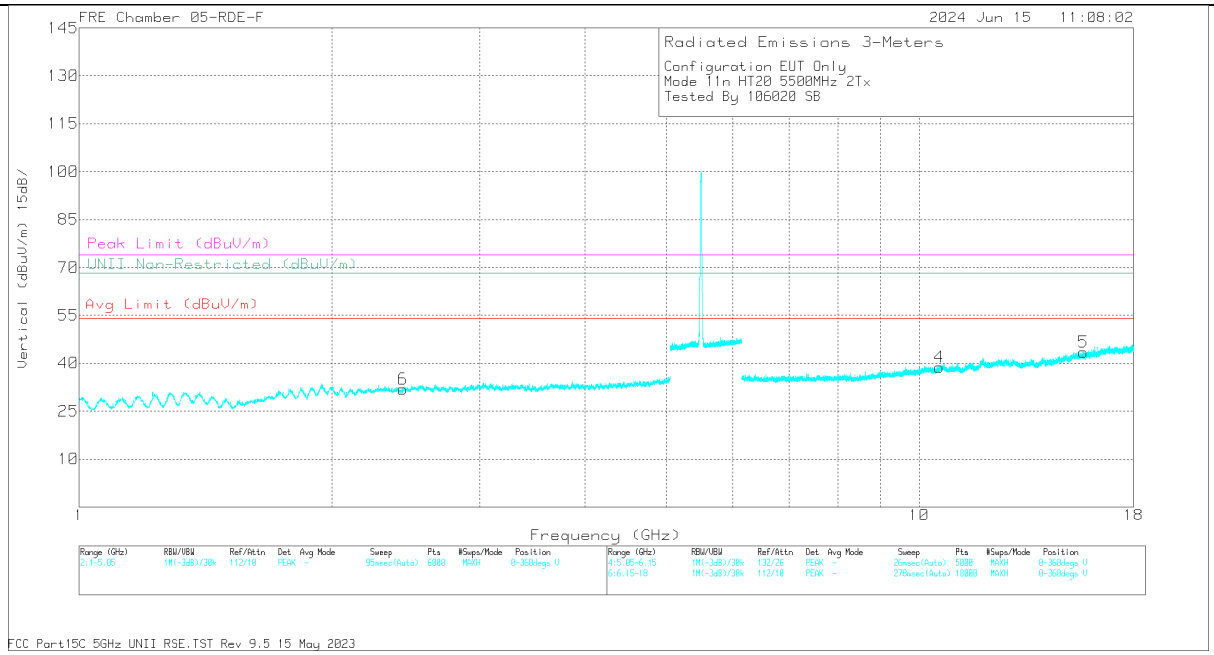

VERTICAL

UL LLC.
47173 Benicia Street, Fremont, CA 94538; USA. TEL:(510) 319-4000 FAX:(510) 661-0888
This report shall not be reproduced except in full, without the written approval of UL LLC.

RADIATED EMISSIONS

Marker	Frequency (GHz)	Meter Reading (dBuV)	Det	226674 ACF (dB/m)	DCCF (dB)	Gain/Loss (dB)	Corrected Reading (dBuV/m)	Avg Limit (dBuV/m)	Margin (dB)	Peak Limit (dBuV/m)	PK Margin (dB)	Azimuth (Degs)	Height (cm)	Polarity
1	2.451486	60.73	PK-U	32.1	-50.41	0	42.42	-	-	68.2	-25.78	0	200	H
6	2.431779	60.27	PK-U	32	-50.29	0	41.98	-	-	68.2	-26.22	0	101	V
2	*10.704956	56.39	PK-U	37.7	-45.5	0	48.59	-	-	74	-25.41	0	199	H
2	*10.703652	45.21	ADR	37.7	-45.57	0.1	37.44	54	-16.56	-	-	0	199	H
3	15.192749	54.57	PK-U	39.9	-43.13	0	51.34	-	-	68.2	-16.86	0	199	H
4	10.573465	56.71	PK-U	37.6	-46.26	0	48.05	-	-	68.2	-20.15	0	199	V
5	*15.698124	54.21	PK-U	40.5	-42.9	0	51.81	-	-	74	-22.19	0	199	V
5	*15.698252	42.79	ADR	40.5	-42.9	0.1	40.49	54	-13.51	-	-	0	199	V

* - indicates frequency in CFR47 Pt 15 / IC RSS-Restricted Band
PK-U - U-NII: Maximum Peak
ADR - U-NII AD primary method, RMS average

UL LLC.
47173 Benicia Street, Fremont, CA 94538; USA. TEL:(510) 319-4000 FAX:(510) 661-0888
This report shall not be reproduced except in full, without the written approval of UL LLC.

1.1.24. 802.11be MIMO MODE IN UNII-2C BAND – SPURIOUS EMISSIONS

20MHz

UNII-2c (MIMO CDD)	Channel Frequency (MHz)	Ant. #	Frequency (GHz)	Meter Reading (dBuV)	Det	AF (dB/m)	Amp/Cbl/Fltr/Pad (dB)	DCCF (dB)	Corrected Reading (dBuV/m)	Avg Limit (dBuV/m)	Avg Margin (dB)	Pk Limit (dBuV/m)	Pk Margin (dB)	Azimuth (Degs)	Height (cm)	Polarity
11be (SU Mode / Highest Power)	5500	6 + 5	2.417768	59.74	PK-U	32.2	-49.3	0	42.64	-	-	68.2	-25.56	0	101	H
			2.421558	59.8	PK-U	32.2	-49.3	0	42.7	-	-	68.2	-25.5	0	200	V
			10.290549	58.93	PK-U	37.7	-45.3	0	51.33	-	-	68.2	-16.87	0	101	H
			10.323556	58.86	PK-U	37.7	-45.44	0	51.12	-	-	68.2	-17.08	0	101	V
			15.261372	55.24	PK-U	40	-40.76	0	54.48	-	-	68.2	-13.72	0	101	H
			15.26354	54.76	PK-U	40	-40.65	0	54.11	-	-	68.2	-14.09	0	200	V
	5580	6 + 5	2.436099	60.52	PK-U	32.3	-49.4	0	43.42	-	-	68.2	-24.78	0	200	V
			2.452462	60.59	PK-U	32.3	-49.5	0	43.39	-	-	68.2	-24.81	0	101	H
			10.328195	59.23	PK-U	37.8	-45.5	0	51.53	-	-	68.2	-16.67	0	101	H
			*10.621881	57.55	PK-U	37.9	-45.29	0	50.16	-	-	74	-23.84	0	200	V
			*10.623034	46.13	ADR	37.9	-45.2	0	38.83	54	-15.17	-	-	0	200	V
			15.255027	55.18	PK-U	40	-40.9	0	54.28	-	-	68.2	-13.92	0	200	H
			15.266342	55.16	PK-U	40	-40.6	0	54.56	-	-	68.2	-13.64	0	200	V
	5700	6 + 5	* 4.611507	58.17	PK-U	34	-47.7	0	44.47	-	-	74	-29.53	186	131	H
			* 4.608957	46.53	ADR	34	-47.7	0	32.83	54	-21.17	-	-	186	131	H
			* 4.588126	58.01	PK-U	33.9	-47.51	0	44.4	-	-	74	-29.6	106	363	V
			* 4.590951	46.59	ADR	33.9	-47.6	0	32.89	54	-21.11	-	-	106	363	V
			3.457123	57.49	PK-U	32.9	-47.39	0	43	-	-	68.2	-25.2	48	378	V
			3.476613	57.8	PK-U	32.9	-47.1	0	43.6	-	-	68.2	-24.6	186	135	H
			8.887769	55.53	PK-U	35.8	-43.32	0	48.01	-	-	68.2	-20.19	339	351	H
			8.937705	56.33	PK-U	35.8	-43.7	0	48.43	-	-	68.2	-19.77	137	387	V
	5720	6 + 5	* 3.337007	57.4	PK-U	32.9	-47.6	0	42.7	-	-	74	-31.3	326	180	H
			* 3.332191	45.97	ADR	32.9	-47.52	0	31.35	54	-22.65	-	-	326	180	H
			* 4.123204	56.94	PK-U	33.4	-46.9	0	43.44	-	-	74	-30.56	277	132	H
			* 4.121514	45.59	ADR	33.4	-46.9	0	32.09	54	-21.91	-	-	277	132	H
			* 3.332112	57.93	PK-U	32.9	-47.51	0	43.32	-	-	74	-30.68	329	263	V
			* 3.33258	46.1	ADR	32.9	-47.56	0	31.44	54	-22.56	-	-	329	263	V
			* 4.129266	57.25	PK-U	33.4	-47.07	0	43.58	-	-	74	-30.42	212	230	V
			* 4.12576	45.65	ADR	33.4	-47	0	32.05	54	-21.95	-	-	212	230	V
			* 8.206817	57.01	PK-U	35.8	-45	0	47.81	-	-	74	-26.19	125	242	H
			* 8.206883	45.59	ADR	35.8	-45	0	36.39	54	-17.61	-	-	125	242	H
			* 8.191658	56.57	PK-U	35.8	-44.93	0	47.44	-	-	74	-26.56	58	239	V
			* 8.188549	45.19	ADR	35.8	-44.95	0	36.04	54	-17.96	-	-	58	239	V

* - indicates frequency in CFR47 Pt 15 / IC RSS-Restricted Band
PK-U - U-NII: Maximum Peak
ADR - U-NII AD primary method, RMS average

UL LLC.
47173 Benicia Street, Fremont, CA 94538; USA. TEL:(510) 319-4000 FAX:(510) 661-0888
This report shall not be reproduced except in full, without the written approval of UL LLC.

UNII-2c (MIMO CDD)	Channel Frequency (MHz)	Ant. #	Frequency (GHz)	Meter Reading (dBuV)	Det	AF (dB/m)	Amp/Cbl/Fltr/Pad (dB)	DCCF (dB)	Corrected Reading (dBuV/m)	Avg Limit (dBuV/m)	Avg Margin (dB)	Pk Limit (dBuV/m)	Pk Margin (dB)	Azimuth (Degs)	Height (cm)	Polarity
11be (RU 106 / Index 53 Highest PSD)	5500	6 + 5	2.433007	60.09	PK-U	32.2	-49.4	0	42.89	-	-	68.2	-25.31	0	101	V
			10.292453	58.45	PK-U	37.7	-45.4	0	50.75	-	-	68.2	-17.45	0	200	H
			10.363685	58.89	PK-U	37.8	-45.6	0	51.09	-	-	68.2	-17.11	0	101	V
			14.62011	55.75	PK-U	39.8	-42.4	0	53.15	-	-	68.2	-15.05	0	200	H
			*15.367203	44.14	ADR	40	-41.2	0	42.94	54	-11.06	-	-	0	200	V
			*15.3706	55.71	PK-U	40	-41.26	0	54.45	-	-	74	-19.55	0	200	V
	5580	6 + 5	*2.488945	49.17	ADR	32.5	-49.5	0	32.17	54	-21.83	-	-	2	199	H
			*2.490679	60.76	PK-U	32.5	-49.5	0	43.76	-	-	74	-30.24	2	199	H
			*2.49985	49.42	ADR	32.5	-49.4	0	32.52	54	-21.48	-	-	2	199	V
			2.500049	61.28	PK-U	32.5	-49.4	0	44.38	-	-	68.2	-23.82	2	199	V
			10.484078	57.76	PK-U	37.9	-45.4	0	50.26	-	-	68.2	-17.94	2	101	H
			10.507522	57.73	PK-U	37.9	-45.3	0	50.33	-	-	68.2	-17.87	2	101	V
			15.205405	56.28	PK-U	39.9	-41.76	0	54.42	-	-	68.2	-13.78	2	200	V
			15.280894	55.27	PK-U	40	-40.5	0	54.77	-	-	68.2	-13.43	2	101	H
11be (RU 106 / Index 54 Highest PSD)	5700	6 + 5	2.446772	61.01	PK-U	32.3	-49.5	0	43.81	-	-	68.2	-24.39	1	101	H
			2.45261	60.56	PK-U	32.3	-49.5	0	43.36	-	-	68.2	-24.84	1	199	V
			10.574088	57.88	PK-U	37.9	-45.01	0	50.77	-	-	68.2	-17.43	1	101	V
			*10.708576	45.94	ADR	38	-44.7	0	39.24	54	-14.76	-	-	1	101	H
			*10.710549	57.9	PK-U	38	-44.7	0	51.2	-	-	74	-22.8	1	101	H
			15.263441	55.12	PK-U	40	-40.66	0	54.46	-	-	68.2	-13.74	1	101	V
			15.302658	55.12	PK-U	40	-40.63	0	54.49	-	-	68.2	-13.71	1	200	H
	5720	6 + 5	* 3.931795	56.9	PK-U	33.3	-46.88	0	43.32	-	-	74	-30.68	194	379	H
			* 3.93407	45.45	ADR	33.3	-47	0	31.75	54	-22.25	-	-	194	379	H
			* 3.930137	57.02	PK-U	33.3	-46.8	0	43.52	-	-	74	-30.48	304	174	V
			* 3.930561	45.29	ADR	33.3	-46.8	0	31.79	54	-22.21	-	-	304	174	V
			2.988935	59.77	PK-U	32.7	-48.5	0	43.97	-	-	68.2	-24.23	31	389	V
			3.017686	58.64	PK-U	32.7	-48.1	0	43.24	-	-	68.2	-24.96	3	214	H
			9.81151	57.78	PK-U	37	-45.55	0	49.23	-	-	68.2	-18.97	231	178	H
			9.878618	58.44	PK-U	37.1	-45.6	0	49.94	-	-	68.2	-18.26	78	314	V

* - indicates frequency in CFR47 Pt 15 / IC RSS-Restricted Band
PK-U - U-NII: Maximum Peak
ADR - U-NII AD primary method, RMS average

UL LLC.
47173 Benicia Street, Fremont, CA 94538; USA. TEL:(510) 319-4000 FAX:(510) 661-0888
This report shall not be reproduced except in full, without the written approval of UL LLC.

40MHz

UNII-2c (MIMO CDD)	Channel Frequency (MHz)	Ant. #	Frequency (GHz)	Meter Reading (dBuV)	Det	AF (dB/m)	Amp/Cbl/Fltr/Pad (dB)	DCCF (dB)	Corrected Reading (dBuV/m)	Avg Limit (dBuV/m)	Avg Margin (dB)	Pk Limit (dBuV/m)	Pk Margin (dB)	Azimuth (Degs)	Height (cm)	Polarity
11be (SU Mode / Highest Power)	5510	6 + 5	* 11.89116	54.3	PK-U	38.7	-42.77	0	50.23	-	-	74	-23.77	138	271	V
			* 11.894003	42.23	ADR	38.7	-42.82	0.13	38.24	54	-15.76	-	-	138	271	V
			* 15.57524	53.05	PK-U	40.4	-40.09	0	53.36	-	-	74	-20.64	112	334	V
			* 15.583866	41.18	ADR	40.4	-40.06	0.13	41.65	54	-12.35	-	-	112	334	V
			7.198849	55.83	PK-U	35.8	-44.9	0	46.73	-	-	68.2	-21.47	15	201	V
			7.219614	56.14	PK-U	35.8	-44.96	0	46.98	-	-	68.2	-21.22	316	264	H
			10.517125	55	PK-U	37.6	-44.97	0	47.63	-	-	68.2	-20.57	99	212	H
			13.896411	54.71	PK-U	39	-43.06	0	50.65	-	-	68.2	-17.55	164	248	H
	5550	6 + 5	* 8.283521	55.46	PK-U	35.9	-43.14	0	48.22	-	-	74	-25.78	141	137	H
			* 8.285933	43.53	ADR	35.9	-43.08	0.13	36.48	54	-17.52	-	-	141	137	H
			* 8.200369	54.5	PK-U	35.9	-43.42	0	46.98	-	-	74	-27.02	79	242	V
			* 8.203674	43.32	ADR	35.9	-43.31	0.13	36.04	54	-17.96	-	-	79	242	V
			1.803097	59.87	PK-U	30.3	-48.63	0	41.54	-	-	68.2	-26.66	204	336	V
			1.846456	59.78	PK-U	30.8	-48.67	0	41.91	-	-	68.2	-26.29	83	314	H
			13.190988	53.44	PK-U	39	-40.72	0	51.72	-	-	68.2	-16.48	204	105	H
			13.19137	53.53	PK-U	39	-40.77	0	51.76	-	-	68.2	-16.44	104	362	V
	5670	6 + 5	* 12.187823	54.12	PK-U	38.8	-40.98	0	51.94	-	-	74	-22.06	223	354	H
			* 12.188447	42.25	ADR	38.8	-40.96	0.13	40.22	54	-13.78	-	-	223	354	H
			* 12.188354	53.9	PK-U	38.8	-40.96	0	51.74	-	-	74	-22.26	145	276	V
			* 12.190927	42.08	ADR	38.8	-40.99	0.13	40.02	54	-13.98	-	-	145	276	V
			2.416803	58.73	PK-U	33.4	-48.66	0	43.47	-	-	68.2	-24.73	336	287	V
			2.420634	59	PK-U	33.5	-48.78	0	43.72	-	-	68.2	-24.48	246	123	H
			6.697677	55.2	PK-U	37	-44.63	0	47.57	-	-	68.2	-20.63	138	109	V
			6.709653	56.29	PK-U	37	-44.69	0	48.6	-	-	68.2	-19.6	45	136	H
	5710 (Straddle)	6 + 5	* 2.489961	58.86	PK-U	33.4	-48.41	0	43.85	-	-	74	-30.15	73	316	H
			* 2.491676	47.4	ADR	33.4	-48.42	0.13	32.51	54	-21.49	-	-	73	316	H
			* 2.494335	59.53	PK-U	33.4	-48.31	0	44.62	-	-	74	-29.38	87	137	V
			* 2.496679	47.53	ADR	33.4	-48.36	0.13	32.7	54	-21.3	-	-	87	137	V
			10.164044	55.26	PK-U	37.7	-42.34	0	50.62	-	-	68.2	-17.58	165	186	H
			10.172675	55.43	PK-U	37.7	-41.95	0	51.18	-	-	68.2	-17.02	20	340	V
			15.111372	53.27	PK-U	40.8	-40.92	0	53.15	-	-	68.2	-15.05	296	211	V
			15.211346	53.43	PK-U	41.1	-39.58	0	54.95	-	-	68.2	-13.25	251	316	H

* - indicates frequency in CFR47 Pt 15 / IC RSS-Restricted Band
PK-U - U-NII: Maximum Peak
ADR - U-NII AD primary method, RMS average

UNII-2c (MIMO CDD)	Channel Frequency (MHz)	Ant. #	Frequency (GHz)	Meter Reading (dBuV)	Det	AF (dB/m)	Amp/Cbl/Fltr/Pad (dB)	DCCF (dB)	Corrected Reading (dBuV/m)	Avg Limit (dBuV/m)	Avg Margin (dB)	Pk Limit (dBuV/m)	Pk Margin (dB)	Azimuth (Degs)	Height (cm)	Polarity
11be (RU 106 / Index 53 Highest PSD)	5510	6 + 5	6.529597	55.96	PK-U	36.7	-43.94	0	48.72	-	-	68.2	-19.48	360	198	H
			6.544695	55.26	PK-U	36.7	-44.02	0	47.94	-	-	68.2	-20.26	91	101	V
			10.179795	55.24	PK-U	37.7	-41.62	0	51.32	-	-	68.2	-16.88	120	173	H
			10.182632	55.18	PK-U	37.7	-41.56	0	51.32	-	-	68.2	-16.88	127	205	V
			16.701498	53.33	PK-U	41.4	-39.86	0	54.87	-	-	68.2	-13.33	333	157	V
			16.705539	52.95	PK-U	41.4	-39.99	0	54.36	-	-	68.2	-13.84	91	272	H
	5550	6 + 5	6.922456	56.97	PK-U	35.8	-44.49	0	48.28	-	-	68.2	-19.92	206	163	H
			6.942071	55.39	PK-U	35.7	-44.62	0	46.47	-	-	68.2	-21.73	112	249	V
			10.182005	55.12	PK-U	37.7	-41.53	0	51.29	-	-	68.2	-16.91	120	209	V
			10.1889	55.32	PK-U	37.7	-41.47	0	51.55	-	-	68.2	-16.65	265	324	H
			17.186274	51.83	PK-U	41.8	-38.29	0	55.34	-	-	68.2	-12.86	335	190	H
			17.187997	51.77	PK-U	41.8	-38.25	0	55.32	-	-	68.2	-12.88	253	180	V
11be (RU 106 / Index 54 Highest PSD)	5670	6 + 5	6.728058	55.26	PK-U	37	-44.55	0	47.71	-	-	68.2	-20.49	213	291	V
			6.731752	55.92	PK-U	36.9	-44.52	0	48.3	-	-	68.2	-19.9	111	202	H
			10.182406	55.57	PK-U	37.7	-41.55	0	51.72	-	-	68.2	-16.48	289	235	H
			10.185018	55.48	PK-U	37.7	-41.52	0	51.66	-	-	68.2	-16.54	188	261	V
			17.139294	52.64	PK-U	41.8	-39.09	0	55.35	-	-	68.2	-12.85	150	154	H
			17.151338	52.01	PK-U	41.8	-38.8	0	55.01	-	-	68.2	-13.19	188	249	V
	5710 (Straddle)	6 + 5	6.774014	56.49	PK-U	36.7	-44.52	0	48.67	-	-	68.2	-19.53	160	229	H
			6.790245	55.6	PK-U	36.6	-44.47	0	47.73	-	-	68.2	-20.47	147	279	V
			10.199822	54.93	PK-U	37.7	-41.65	0	50.98	-	-	68.2	-17.22	257	149	V
			10.209514	54.94	PK-U	37.7	-41.63	0	51.01	-	-	68.2	-17.19	168	101	H
			15.046082	53.75	PK-U	40.6	-40.26	0	54.09	-	-	68.2	-14.11	293	122	H
			15.052952	54.17	PK-U	40.6	-40.35	0	54.42	-	-	68.2	-13.78	290	209	V

* - indicates frequency in CFR47 Pt 15 / IC RSS-Restricted Band
Pk - Peak detector
RMS - RMS detection

UL LLC.
47173 Benicia Street, Fremont, CA 94538; USA. TEL:(510) 319-4000 FAX:(510) 661-0888
This report shall not be reproduced except in full, without the written approval of UL LLC.

UNII-2c (MIMO CDD)	Channel Frequency (MHz)	Ant. #	Frequency (GHz)	Meter Reading (dBuV)	Det	AF (dB/m)	Amp/Cbl/Fltr/Pad (dB)	DCCF (dB)	Corrected Reading (dBuV/m)	Avg Limit (dBuV/m)	Avg Margin (dB)	Pk Limit (dBuV/m)	Pk Margin (dB)	Azimuth (Degs)	Height (cm)	Polarity
11be (RU 242 / Index 61 Highest PSD)	5510	6 + 5	6.875529	56.02	PK-U	36.1	-44.75	0	47.37	-	-	68.2	-20.83	227	245	V
			6.875707	56.41	PK-U	36.1	-44.74	0	47.77	-	-	68.2	-20.43	202	242	H
			10.122857	55.18	PK-U	37.7	-42.71	0	50.17	-	-	68.2	-18.03	144	177	H
			10.140678	56.14	PK-U	37.7	-42.34	0	51.5	-	-	68.2	-16.7	289	129	V
			17.178241	52.34	PK-U	41.8	-38.41	0	55.73	-	-	68.2	-12.47	10	182	H
	5550	6 + 5	* 7.701909	57.15	PK-U	35.9	-45.19	0	47.86	-	-	74	-26.14	272	296	V
			* 7.705473	44.35	ADR	35.9	-45.29	0	34.96	54	-19.04	-	-	272	296	V
			* 11.907555	53.96	PK-U	38.7	-42.86	0	49.8	-	-	74	-24.2	287	138	V
			* 11.913432	42.06	ADR	38.7	-42.86	0	37.9	54	-16.1	-	-	287	138	V
			* 15.57408	52.78	PK-U	40.4	-40.11	0	53.07	-	-	74	-20.93	176	341	V
			* 15.576328	41.28	ADR	40.4	-40.07	0	41.61	54	-12.39	-	-	176	341	V
			6.230512	56.93	PK-U	35.5	-45.34	0	47.09	-	-	68.2	-21.11	327	188	H
			10.491499	55.78	PK-U	37.6	-44.98	0	48.4	-	-	68.2	-19.8	29	235	H
			15.134436	53.56	PK-U	39.8	-40.55	0	52.81	-	-	68.2	-15.39	136	370	H
11be (RU 242 / Index 62 Highest PSD)	5670	6 + 5	1.94712	59.45	PK-U	31.5	-48.43	0	42.52	-	-	68.2	-25.68	256	181	V
			1.94729	60.05	PK-U	31.5	-48.44	0	43.11	-	-	68.2	-25.09	114	245	H
			6.733826	55.89	PK-U	36.9	-44.61	0	48.18	-	-	68.2	-20.02	84	344	V
			6.734787	56.81	PK-U	36.9	-44.6	0	49.11	-	-	68.2	-19.09	304	181	H
			10.180933	55.21	PK-U	37.7	-41.6	0	51.31	-	-	68.2	-16.89	120	375	H
			10.181354	55.3	PK-U	37.7	-41.58	0	51.42	-	-	68.2	-16.78	268	302	V
	5710 (Straddle)	6 + 5	* 15821.918	52.86	PK-U	41.2	-39.43	0	54.63	-	-	74	-19.37	329	346	H
			* 15819.382	41.48	ADR	41.2	-39.46	0	43.22	54	-10.78	-	-	329	346	H
			* 15818.801	53.34	PK-U	41.2	-39.46	0	55.08	-	-	74	-18.92	260	322	V
			* 15820.057	41.45	ADR	41.2	-39.46	0	43.19	54	-10.81	-	-	260	322	V
			2.439219	59.53	PK-U	33.5	-48.47	0	44.56	-	-	68.2	-23.64	178	334	H
			2.439551	59.21	PK-U	33.5	-48.49	0	44.22	-	-	68.2	-23.98	84	249	V
			10.13986	54.87	PK-U	37.7	-42.39	0	50.18	-	-	68.2	-18.02	252	254	V
			10.147647	55.33	PK-U	37.7	-42.5	0	50.53	-	-	68.2	-17.67	114	199	H

* - indicates frequency in CFR47 Pt 15 / IC RSS-Restricted Band
Pk - Peak detector
RMS - RMS detection

UL LLC.
47173 Benicia Street, Fremont, CA 94538; USA. TEL:(510) 319-4000 FAX:(510) 661-0888
This report shall not be reproduced except in full, without the written approval of UL LLC.

80MHz

UNII-2c (MIMOcCDD)	Channel Frequency (MHz)	Ant. #	Frequency (GHz)	Meter Reading (dBuV)	Det	AF (dB/m)	Amp/Cbl/Fltr/Pad (dB)	DCCF (dB)	Corrected Reading (dBuV/m)	Avg Limit (dBuV/m)	Avg Margin (dB)	Pk Limit (dBuV/m)	Pk Margin (dB)	Azimuth (Degs)	Height (cm)	Polarity
11be (SU Mode / Highest Power)	5530	6 + 5	* 3.945674	56.06	PK-U	33.4	-45.5	0	43.96	-	-	74	-30.04	274	345	H
			* 3.946306	44.41	ADR	33.4	-45.47	0.15	32.49	54	-21.51	-	-	274	345	H
			* 3.952544	55.99	PK-U	33.4	-45.76	0	43.63	-	-	74	-30.37	296	343	V
			* 3.951931	44.34	ADR	33.4	-45.72	0.15	32.17	54	-21.83	-	-	296	343	V
			2.441639	59.26	PK-U	33.5	-48.57	0	44.19	-	-	68.2	-24.01	332	242	H
			2.447684	59.75	PK-U	33.5	-48.59	0	44.66	-	-	68.2	-23.54	137	233	H
			10.185981	54.62	PK-U	37.7	-41.56	0	50.76	-	-	68.2	-17.44	54	195	V
			10.240267	54.36	PK-U	37.8	-41.5	0	50.66	-	-	68.2	-17.54	113	342	H
	5610	6 + 5	* 15.47078	53.19	PK-U	41.5	-40.19	0	54.5	-	-	74	-19.5	81	272	H
			* 15.46776	41.64	ADR	41.5	-40.03	0.15	43.26	54	-10.74	-	-	81	272	H
			* 15.472412	53.82	PK-U	41.5	-40.06	0	55.26	-	-	74	-18.74	275	226	V
			* 15.471437	41.69	ADR	41.5	-40.15	0.15	43.19	54	-10.81	-	-	275	226	V
			2.454818	59.84	PK-U	33.5	-48.58	0	44.76	-	-	68.2	-23.44	149	203	H
			2.456342	59.24	PK-U	33.5	-48.55	0	44.19	-	-	68.2	-24.01	197	330	V
			10.085022	54.93	PK-U	37.6	-42.84	0	49.69	-	-	68.2	-18.51	208	245	V
			10.17488	55.23	PK-U	37.7	-41.76	0	51.17	-	-	68.2	-17.03	197	216	H
	5690 (Straddle)	6 + 5	* 3.350003	55.97	PK-U	32.9	-45.45	0	43.42	-	-	74	-30.58	172	365	H
			* 3.349105	44.63	ADR	32.9	-45.57	0.15	32.11	54	-21.89	-	-	172	365	H
			* 3.352619	56.23	PK-U	32.9	-45.58	0	43.55	-	-	74	-30.45	240	381	V
			* 3.351381	44.48	ADR	32.9	-45.48	0.15	32.05	54	-21.95	-	-	240	381	V
			* 15.449139	53.11	PK-U	41.5	-38.96	0	55.65	-	-	74	-18.35	42	342	H
			* 15.448914	41.81	ADR	41.5	-38.95	0.15	44.51	54	-9.49	-	-	42	342	H
			* 15.443699	53.37	PK-U	41.5	-39.11	0	55.76	-	-	74	-18.24	231	295	V
			* 15.445823	41.89	ADR	41.5	-39.1	0.15	44.44	54	-9.56	-	-	231	295	V
			8.631624	55.01	PK-U	35.8	-42.77	0	48.04	-	-	68.2	-20.16	247	204	V
			8.631794	55.32	PK-U	35.8	-42.78	0	48.34	-	-	68.2	-19.86	83	242	H
11be (RU 242 / Index 61 Highest PSD)	5530	6 + 5	* 11.358477	53.91	PK-U	37.7	-41.15	0	50.46	-	-	74	-23.54	52	232	H
			* 11.361556	41.88	ADR	37.7	-41.12	0	38.46	54	-15.54	-	-	52	232	H
			* 11.36614	53.54	PK-U	37.7	-41.04	0	50.2	-	-	74	-23.8	226	235	V
			* 11.363704	42.09	ADR	37.7	-41.09	0	38.7	54	-15.3	-	-	226	235	V
			1.730377	57.73	PK-U	29.4	-48.2	0	38.93	-	-	68.2	-29.27	112	371	V
			1.730773	57.88	PK-U	29.4	-48.27	0	39.01	-	-	68.2	-29.19	76	229	V
			1.732731	58.47	PK-U	29.4	-48.32	0	39.55	-	-	68.2	-28.65	4	214	H
			2.411165	58.55	PK-U	33.4	-48.57	0	43.38	-	-	68.2	-24.82	106	185	H
	5610	6 + 5	1.951857	59.92	PK-U	31.5	-48.18	0	43.24	-	-	68.2	-24.96	153	254	V
			1.95252	59.82	PK-U	31.5	-48.22	0	43.1	-	-	68.2	-25.1	51	240	H
			3.149524	56.21	PK-U	32.7	-45.88	0	43.03	-	-	68.2	-25.17	101	161	V
			3.155698	56.25	PK-U	32.7	-45.86	0	43.09	-	-	68.2	-25.11	14	226	H
			10.176649	55.17	PK-U	37.7	-41.7	0	51.17	-	-	68.2	-17.03	14	114	V
			10.18338	54.89	PK-U	37.7	-41.58	0	51.01	-	-	68.2	-17.19	57	199	H
11be (RU 242 / Index 64 Highest PSD)	5690 (Straddle)	6 + 5	* 8.288472	55.12	PK-U	35.9	-43.08	0	47.94	-	-	74	-26.06	127	232	H
			* 8.288149	43.74	ADR	35.9	-43.07	0	36.57	54	-17.43	-	-	127	232	H
			* 15.661935	53.08	PK-U	41.5	-40.7	0	53.88	-	-	74	-20.12	147	246	H
			* 15.660408	41.53	ADR	41.5	-40.59	0	42.44	54	-11.56	-	-	147	246	H
			* 8.281325	55.33	PK-U	35.9	-43.18	0	48.05	-	-	74	-25.95	192	219	V
			* 8.284362	43.84	ADR	35.9	-43.11	0	36.63	54	-17.37	-	-	192	219	V
			* 15.657702	53.4	PK-U	41.5	-40.59	0	54.31	-	-	74	-19.69	285	294	V
			* 15.657915	41.93	ADR	41.5	-40.62	0	42.81	54	-11.19	-	-	285	294	V
			2.446223	60.22	PK-U	33.5	-48.67	0	45.05	-	-	68.2	-23.15	59	199	V
			2.446289	59.71	PK-U	33.5	-48.67	0	44.54	-	-	68.2	-23.66	14	216	H

* - indicates frequency in CFR47 Pt 15 / IC RSS-Restricted Band
PK-U - U-NII: Maximum Peak
ADR - U-NII AD primary method, RMS average

UL LLC.
47173 Benicia Street, Fremont, CA 94538; USA. TEL:(510) 319-4000 FAX:(510) 661-0888
This report shall not be reproduced except in full, without the written approval of UL LLC.

160MHz

UNII-1 (MIMO CDD)	Channel Frequency (MHz)	Ant. #	Frequency (GHz)	Meter Reading (dBuV)	Det	AF (dB/m)	Amp/Cbl/Fltr/Pad (dB)	DCCF (dB)	Corrected Reading (dBuV/m)	Avg Limit (dBuV/m)	Avg Margin (dB)	Pk Limit (dBuV/m)	Pk Margin (dB)	Azimuth (Degs)	Height (cm)	Polarity
11be SU Mode / Highest Power)	5570	6 + 5	* 10.979269	54.09	PK-U	37.8	-41.86	0	50.03	-	-	74	-23.97	81	207	H
			* 10.979948	42.38	ADR	37.8	-41.82	0.15	38.51	54	-15.49	-	-	81	207	H
			* 10.980591	54.19	PK-U	37.8	-41.77	0	50.22	-	-	74	-23.78	94	232	V
			* 10.980413	42.35	ADR	37.8	-41.78	0.15	38.52	54	-15.48	-	-	94	232	V
			13.591097	54.8	PK-U	39.4	-40.97	0	53.23	-	-	68.2	-14.97	343	249	H
			13.592404	54.5	PK-U	39.4	-40.96	0	52.94	-	-	68.2	-15.26	249	135	V
			16.47066	53.5	PK-U	40.9	-40.07	0	54.33	-	-	68.2	-13.87	286	166	V
			16.473774	53.86	PK-U	40.9	-40.23	0	54.53	-	-	68.2	-13.67	44	212	H
11be (RU 242 / Index 61 Highest PSD)	5570	6 + 5	* 10.982777	53.78	PK-U	37.8	-41.69	0	49.89	-	-	74	-24.11	17	128	H
			* 10.983376	42.13	ADR	37.8	-41.65	0	38.28	54	-15.72	-	-	17	128	H
			* 10.983619	53.6	PK-U	37.8	-41.62	0	49.78	-	-	74	-24.22	95	138	V
			* 10.983657	42.35	ADR	37.8	-41.61	0	38.54	54	-15.46	-	-	95	138	V
			13.637923	55.04	PK-U	39.4	-40.87	0	53.57	-	-	68.2	-14.63	259	232	H
			13.638725	54.68	PK-U	39.4	-40.73	0	53.35	-	-	68.2	-14.85	7	234	V
			16.469116	53.11	PK-U	40.9	-40.12	0	53.89	-	-	68.2	-14.31	24	152	V
			16.469309	53.61	PK-U	40.9	-40.13	0	54.38	-	-	68.2	-13.82	266	199	H

* - indicates frequency in CFR47 Pt 15 / IC RSS-Restricted Band
PK-U - U-NII: Maximum Peak
ADR - U-NII AD primary method, RMS average

UL LLC.
47173 Benicia Street, Fremont, CA 94538; USA. TEL:(510) 319-4000 FAX:(510) 661-0888
This report shall not be reproduced except in full, without the written approval of UL LLC.

HARMONICS AND SPURIOUS EMISSIONS (LOW CHANNEL / 5500MHz)

SU Mode, LOW CHANNEL RESULTS

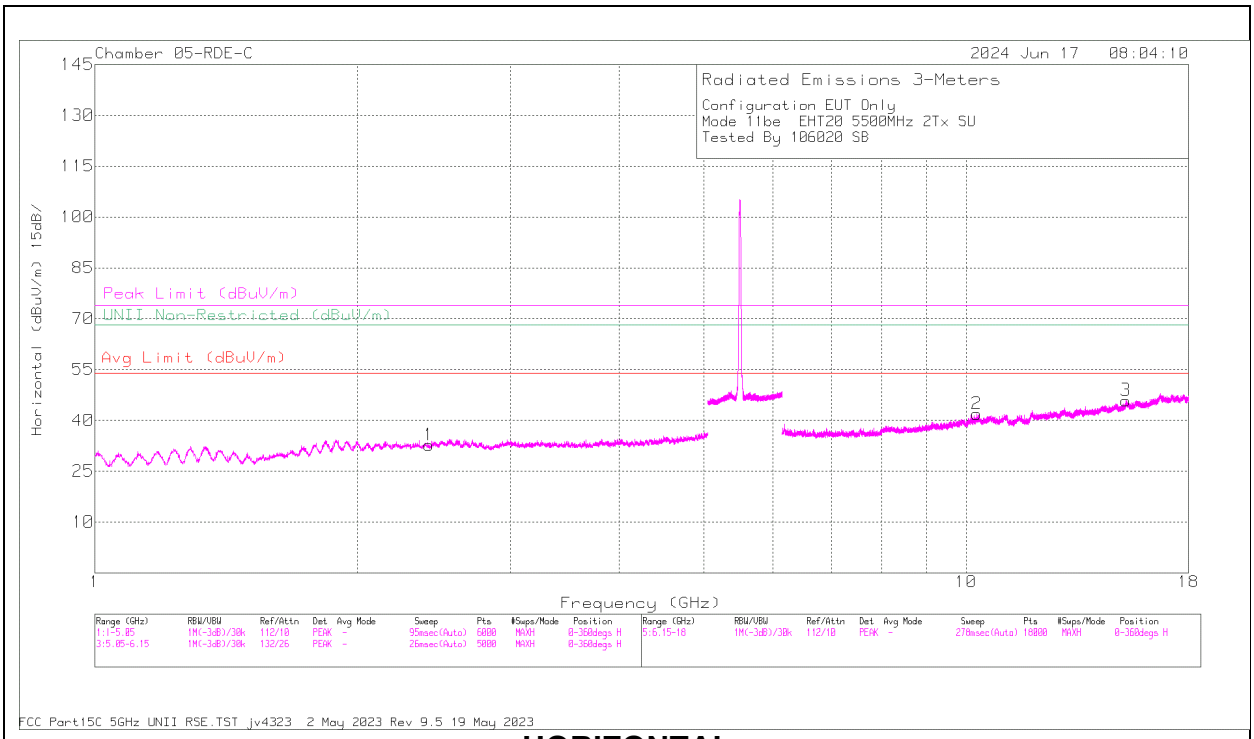

HORIZONTAL

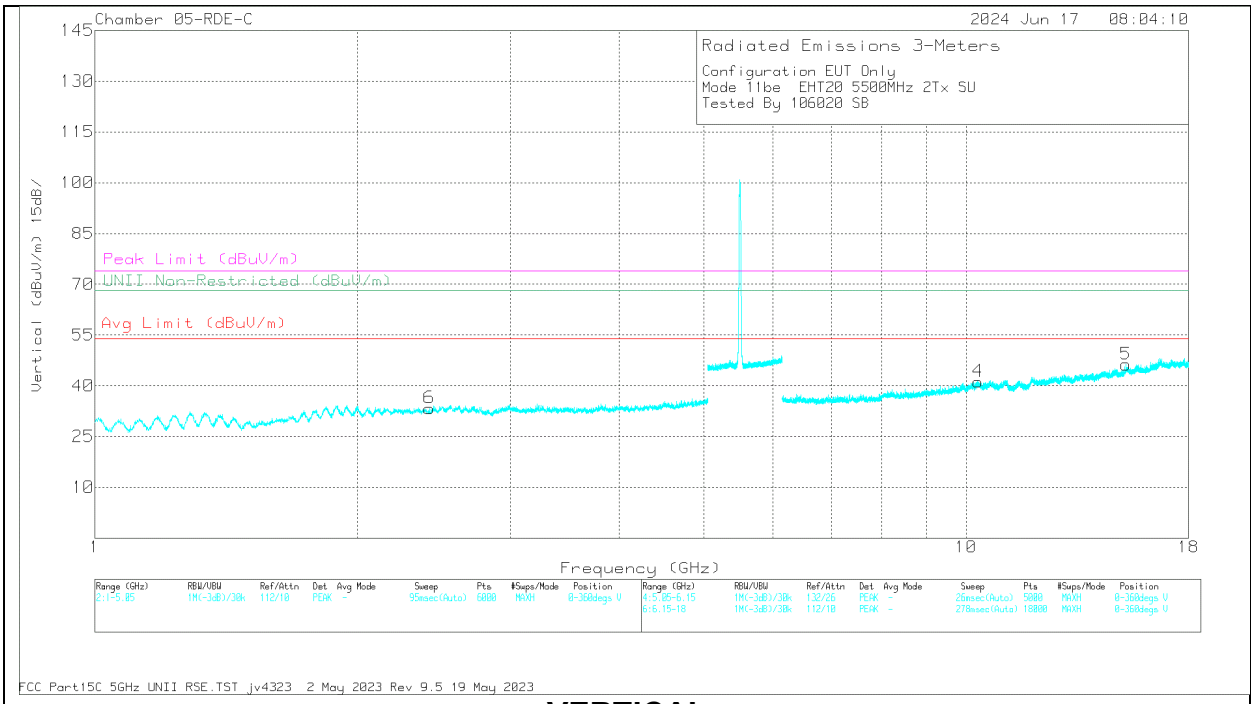

VERTICAL

UL LLC.
47173 Benicia Street, Fremont, CA 94538; USA. TEL:(510) 319-4000 FAX:(510) 661-0888
This report shall not be reproduced except in full, without the written approval of UL LLC.

RADIATED EMISSIONS

Marker	Frequency (GHz)	Meter Reading (dBuV)	Det	81887 ACF (dB/m)	DCCF (dB)	Gain/Loss (dB)	Corrected Reading (dBuV/m)	Avg Limit (dBuV/m)	Margin (dB)	Peak Limit (dBuV/m)	PK Margin (dB)	Azimuth (Degs)	Height (cm)	Polarity
1	2.417768	59.74	PK-U	32.2	0	-49.3	42.64	-	-	68.2	-25.56	0	101	H
6	2.421558	59.8	PK-U	32.2	0	-49.3	42.7	-	-	68.2	-25.5	0	200	V
2	10.290549	58.93	PK-U	37.7	0	-45.3	51.33	-	-	68.2	-16.87	0	101	H
4	10.323556	58.86	PK-U	37.7	0	-45.44	51.12	-	-	68.2	-17.08	0	101	V
3	15.261372	55.24	PK-U	40	0	-40.76	54.48	-	-	68.2	-13.72	0	101	H
5	15.26354	54.76	PK-U	40	0	-40.65	54.11	-	-	68.2	-14.09	0	200	V

* - indicates frequency in CFR47 Pt 15 / IC RSS-Restricted Band
PK-U - U-NII: Maximum Peak
ADR - U-NII AD primary method, RMS average

UL LLC.
47173 Benicia Street, Fremont, CA 94538; USA. TEL:(510) 319-4000 FAX:(510) 661-0888
This report shall not be reproduced except in full, without the written approval of UL LLC.

HARMONICS AND SPURIOUS EMISSIONS (LOW CHANNEL / 5500MHz)

RU106, LOW CHANNEL RESULTS

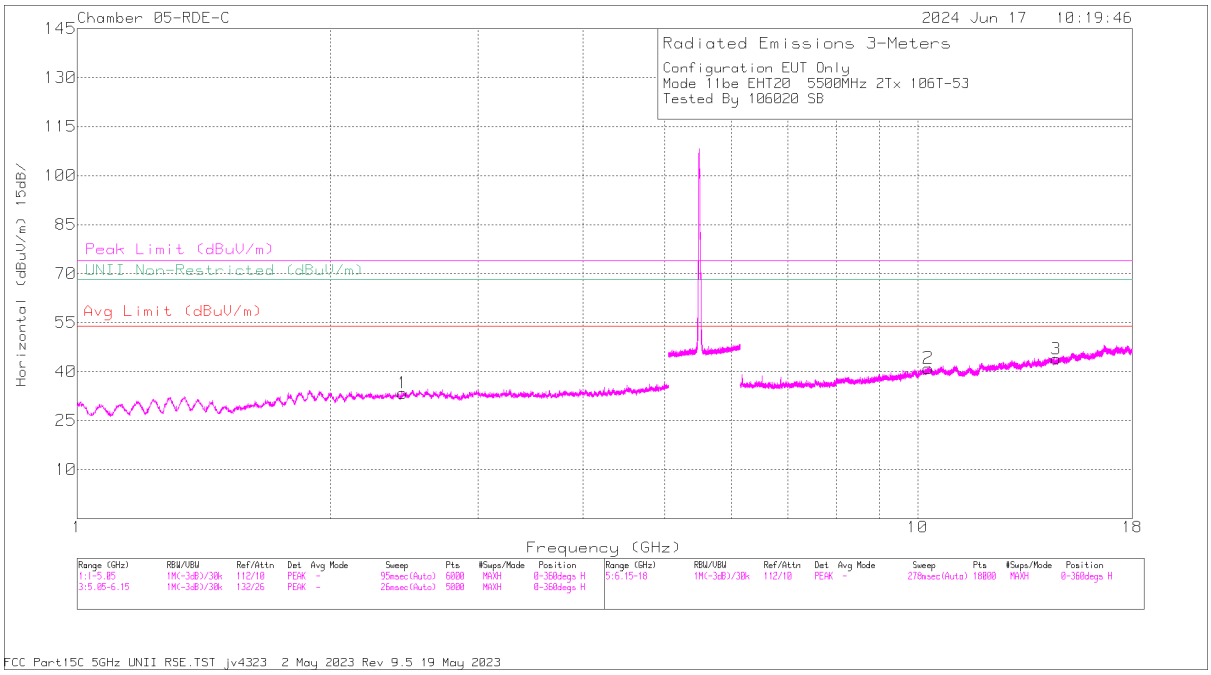

HORIZONTAL

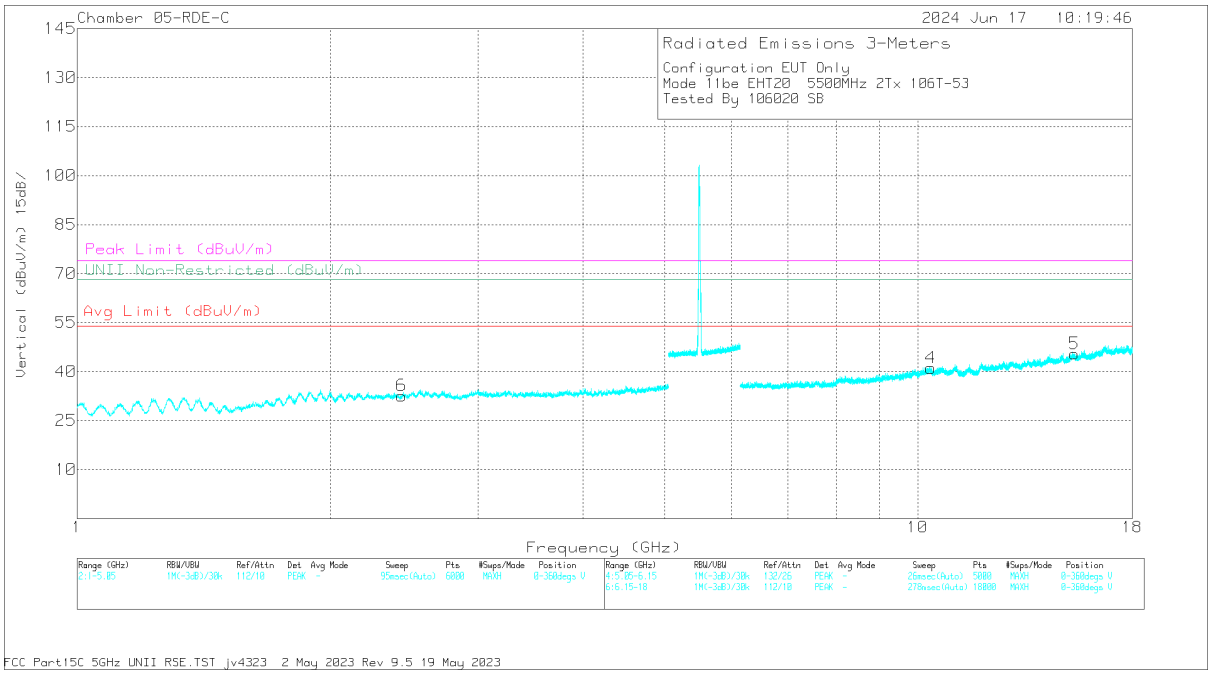

VERTICAL

UL LLC.
47173 Benicia Street, Fremont, CA 94538; USA. TEL:(510) 319-4000 FAX:(510) 661-0888

This report shall not be reproduced except in full, without the written approval of UL LLC.

RADIATED EMISSIONS

Marker	Frequency (GHz)	Meter Reading (dBuV)	Det	81887 ACF (dB/m)	DCCF (dB)	Gain/Loss (dB)	Corrected Reading (dBuV/m)	Avg Limit (dBuV/m)	Margin (dB)	Peak Limit (dBuV/m)	PK Margin (dB)	Azimuth (Degs)	Height (cm)	Polarity
6	2.433007	60.09	PK-U	32.2	0	-49.4	42.89	-	-	68.2	-25.31	0	101	V
2	10.292453	58.45	PK-U	37.7	0	-45.4	50.75	-	-	68.2	-17.45	0	200	H
4	10.363685	58.89	PK-U	37.8	0	-45.6	51.09	-	-	68.2	-17.11	0	101	V
3	14.62011	55.75	PK-U	39.8	0	-42.4	53.15	-	-	68.2	-15.05	0	200	H
5	15.367203	44.14	ADR	40	0	-41.2	42.94	54	-11.06	-	-	0	200	V
5	15.3706	55.71	PK-U	40	0	-41.26	54.45	-	-	74	-19.55	0	200	V

* - indicates frequency in CFR47 Pt 15 / IC RSS-Restricted Band
PK-U - U-NII: Maximum Peak
ADR - U-NII AD primary method, RMS average

UL LLC.
47173 Benicia Street, Fremont, CA 94538; USA. TEL:(510) 319-4000 FAX:(510) 661-0888
This report shall not be reproduced except in full, without the written approval of UL LLC.

1.1.25. 802.11n/ac SISO MODE IN UNII-3 BAND - BANDEDGES

UNII-3 (SISO)	Channel Frequency (MHz)	Ant. #	Frequency (GHz)	Meter Reading (dBm)	Det	AF (dB/m)	Amp/Cbl/Fltr/Pad (dB)	Conversion Factor (dB)	DCCF (dB)	Corrected Reading EIRP (dBm)	Pk Limit (dBm)	Pk Margin (dB)	Azimuth (Degs)	Height (cm)	Polarity
HT20	5745	6	5.625567	-60.46	Pk	34.6	-23.93	11.8	0	-37.99	-27	-10.99	55	188	H
			5.725	-32.86	Pk	34.7	-24.05	11.8	0	-10.41	27	-37.41	55	188	H
			5.638484	-62.97	Pk	34.6	-23.97	11.8	0	-40.54	-27	-13.54	340	185	V
			5.725	-37.15	Pk	34.7	-24.05	11.8	0	-14.7	27	-41.7	340	185	V
	5825		5.85	-39.94	Pk	34.8	-23.76	11.8	0	-17.1	27	-44.1	343	205	H
			5.93505	-62	Pk	34.9	-23.68	11.8	0	-38.98	-27	-11.98	343	205	H
			5.85	-46.43	Pk	34.8	-23.76	11.8	0	-23.59	27	-50.59	337	172	V
			5.948625	-64.65	Pk	35	-23.64	11.8	0	-41.49	-27	-14.49	337	172	V
	5745	5	5.6299	-48.39	Pk	34.5	-37.09	11.8	0	-39.18	-27	-12.18	135	397	H
			5.725	-35.12	Pk	34.6	-36.76	11.8	0	-25.48	27	-52.48	135	397	H
			5.639034	-47.98	Pk	34.5	-37.05	11.8	0	-38.73	-27	-11.73	220	285	V
			5.725	-38.52	Pk	34.6	-36.76	11.8	0	-28.88	27	-55.88	220	285	V
	5825		5.85	-43.21	Pk	34.9	-36.3	11.8	0	-32.81	27	-59.81	134	304	H
			5.97035	-48.19	Pk	35.1	-35.92	11.8	0	-37.21	-27	-10.21	134	304	H
			5.85	-46.85	Pk	34.9	-36.3	11.8	0	-36.45	27	-63.45	218	105	V
			5.96335	-48.86	Pk	35.1	-35.89	11.8	0	-37.85	-27	-10.85	218	105	V
HT40	5755	6	5.641267	-58.09	Pk	34.6	-24	11.8	0	-35.69	-27	-8.69	254	169	H
			5.725	-31.92	Pk	34.7	-24.05	11.8	0	-9.47	27	-36.47	254	169	H
			5.650517	-60.48	Pk	34.6	-23.98	11.8	0	-38.06	-26.62	-11.44	152	207	V
			5.725	-35.71	Pk	34.7	-24.05	11.8	0	-13.26	27	-40.26	152	207	V
	5795		5.85	-44.49	Pk	34.8	-23.76	11.8	0	-21.65	27	-48.65	213	238	H
			5.9271	-60.48	Pk	34.9	-23.68	11.8	0	-37.46	-27	-10.46	213	238	H
			5.85	-50.3	Pk	34.8	-23.76	11.8	0	-27.46	27	-54.46	142	152	V
			5.9531	-64.85	Pk	35	-23.57	11.8	0	-41.62	-27	-14.62	142	152	V
	5755	5	5.6394	-48.8	Pk	34.8	-36.94	11.8	0	-39.14	-27	-12.14	201	387	H
			5.725	-37.46	Pk	34.9	-36.86	11.8	0	-27.62	27	-54.62	201	387	H
			5.633717	-48.93	Pk	34.8	-36.94	11.8	0	-39.27	-27	-12.27	283	341	V
			5.725	-37.76	Pk	34.9	-36.86	11.8	0	-27.92	27	-54.92	283	341	V
	5795		5.85	-48.22	Pk	35.1	-36.73	11.8	0	-38.05	27	-65.05	186	286	H
			5.92395	-47.75	Pk	35.2	-36.77	11.8	0	-37.52	-26.22	-11.3	186	286	H
			5.85	-49.09	Pk	35.1	-36.73	11.8	0	-38.92	27	-65.92	288	100	V
			5.983675	-48.62	Pk	35.2	-36.65	11.8	0	-38.27	-27	-11.27	288	100	V
VHT80	5775 (Lower)	6	5.647467	-54.7	Pk	34.6	-24.02	11.8	0	-32.32	-27	-5.32	52	168	H
			5.725	-42.06	Pk	34.7	-24.05	11.8	0	-19.61	27	-46.61	52	168	H
			5.648817	-58.6	Pk	34.6	-23.99	11.8	0	-36.19	-27	-9.19	343	167	V
			5.725	-47.97	Pk	34.7	-24.05	11.8	0	-25.52	27	-52.52	343	167	V
	5775 (Upper)		5.85	-37.79	Pk	34.8	-23.76	11.8	0	-14.95	27	-41.95	228	262	H
			5.92735	-56.54	Pk	34.9	-23.67	11.8	0	-33.51	-27	-6.51	228	262	H
			5.85	-43.05	Pk	34.8	-23.76	11.8	0	-20.21	27	-47.21	167	274	V
			5.927525	-62.61	Pk	34.9	-23.67	11.8	0	-39.58	-27	-12.58	167	274	V
	5775 (Lower)	5	5.650217	-47.24	Pk	34.5	-37.02	11.8	0	-37.96	-26.84	-11.12	122	347	H
			5.725	-38.05	Pk	34.6	-36.76	11.8	0	-28.41	27	-55.41	122	347	H
			5.642184	-47.69	Pk	34.5	-37.05	11.8	0	-38.44	-27	-11.44	219	114	V
			5.725	-40.68	Pk	34.6	-36.76	11.8	0	-31.04	27	-58.04	219	114	V
	5775 (Upper)		5.85	-26.54	Pk	35	-36.87	11.8	0	-16.61	27	-43.61	98	151	H
			5.92735	-45.64	Pk	35.2	-36.73	11.8	0	-35.37	-27	-8.37	98	151	H
			5.85	-28.46	Pk	35	-36.87	11.8	0	-18.53	27	-45.53	18	281	V
			5.930425	-46.13	Pk	35.2	-36.71	11.8	0	-35.84	-27	-8.84	18	281	V

Pk - Peak detector

UL LLC.
47173 Benicia Street, Fremont, CA 94538; USA. TEL:(510) 319-4000 FAX:(510) 661-0888
This report shall not be reproduced except in full, without the written approval of UL LLC.

BANDEDGE (LOW CHANNEL / 5745MHz)

HORIZONTAL RESULT

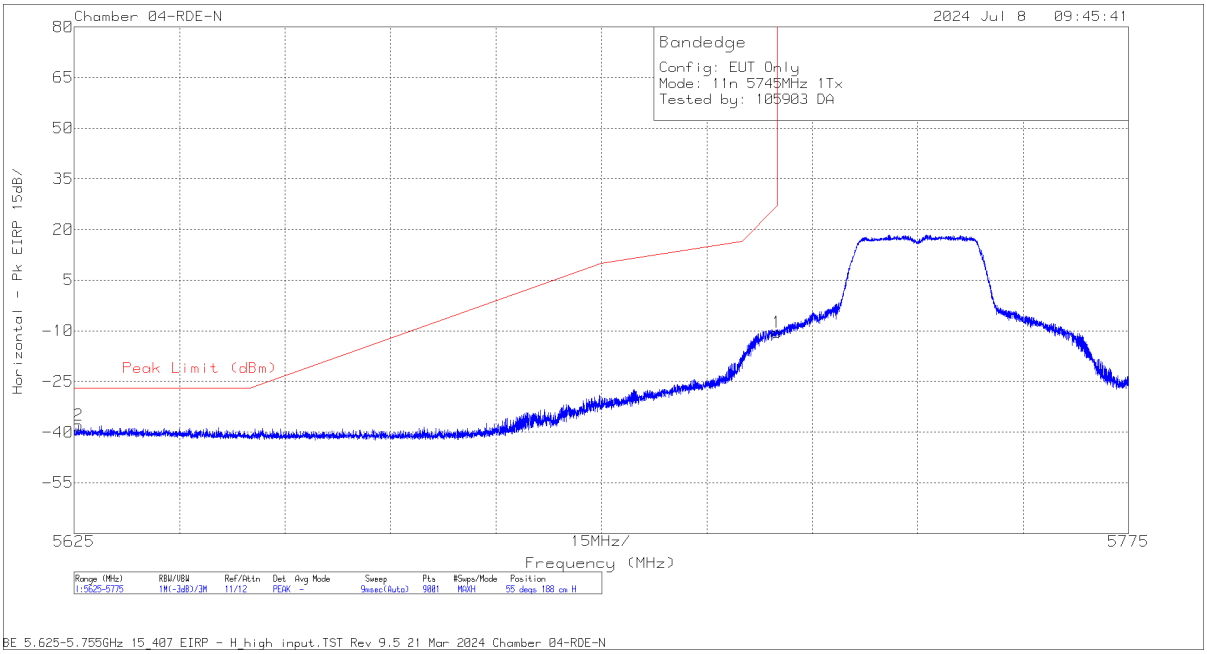

Marker	Frequency (GHz)	Meter Reading (dBm)	Det	223083 ACF (dB/m)	Conversion Factor (dB)	DCCF (dB)	Gain/Loss (dB)	Corrected Reading EIRP (dBm)	Peak Limit (dBm)	PK Margin (dB)	Azimuth (Degs)	Height (cm)	Polarity
2	5.625567	-60.46	Pk	34.6	11.8	0	-23.93	-37.99	-27	-10.99	55	188	H
1	5.725	-32.86	Pk	34.7	11.8	0	-24.05	-10.41	27	-37.41	55	188	H

Pk - Peak detector

UL LLC.
47173 Benicia Street, Fremont, CA 94538; USA. TEL:(510) 319-4000 FAX:(510) 661-0888
This report shall not be reproduced except in full, without the written approval of UL LLC.

BANDEDGE (LOW CHANNEL / 5745MHz)

VERTICAL RESULT

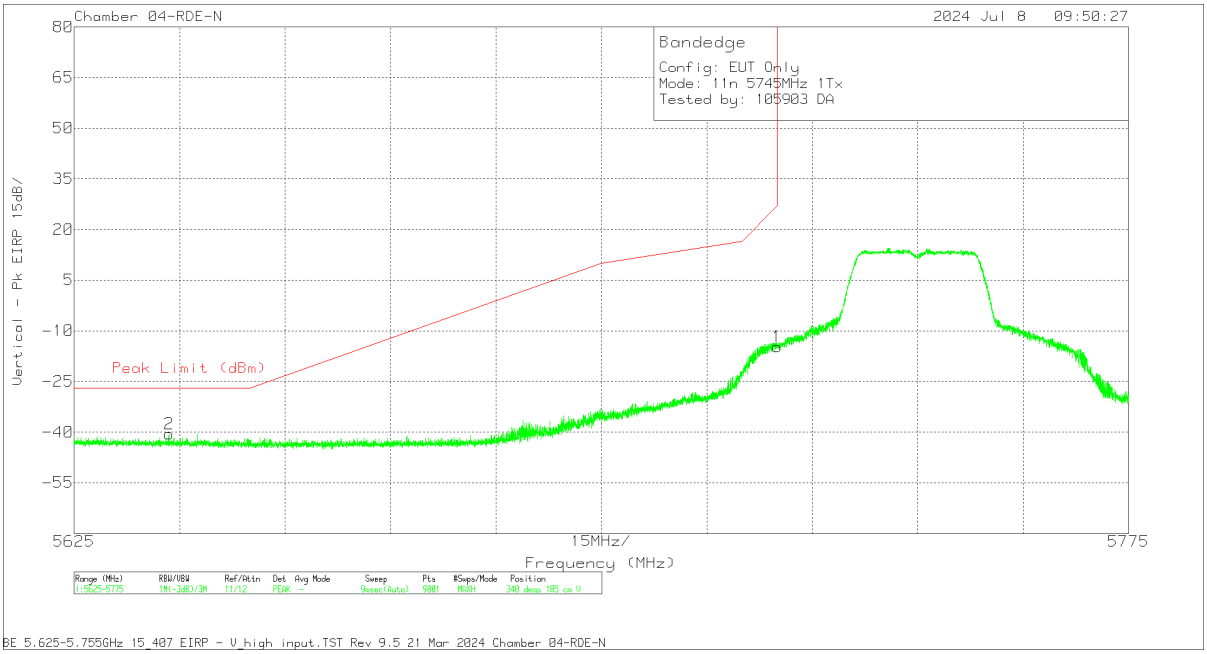

Marker	Frequency (GHz)	Meter Reading (dBm)	Det	223083 ACF (dB/m)	Conversion Factor (dB)	DCCF (dB)	Gain/Loss (dB)	Corrected Reading EIRP (dBm)	Peak Limit (dBm)	PK Margin (dB)	Azimuth (Degs)	Height (cm)	Polarity
2	5.638484	-62.97	Pk	34.6	11.8	0	-23.97	-40.54	-27	-13.54	340	185	V
1	5.725	-37.15	Pk	34.7	11.8	0	-24.05	-14.7	27	-41.7	340	185	V

Pk - Peak detector

UL LLC.
47173 Benicia Street, Fremont, CA 94538; USA. TEL:(510) 319-4000 FAX:(510) 661-0888
This report shall not be reproduced except in full, without the written approval of UL LLC.

BANDEDGE (HIGH CHANNEL / 5825MHz)

HORIZONTAL RESULT

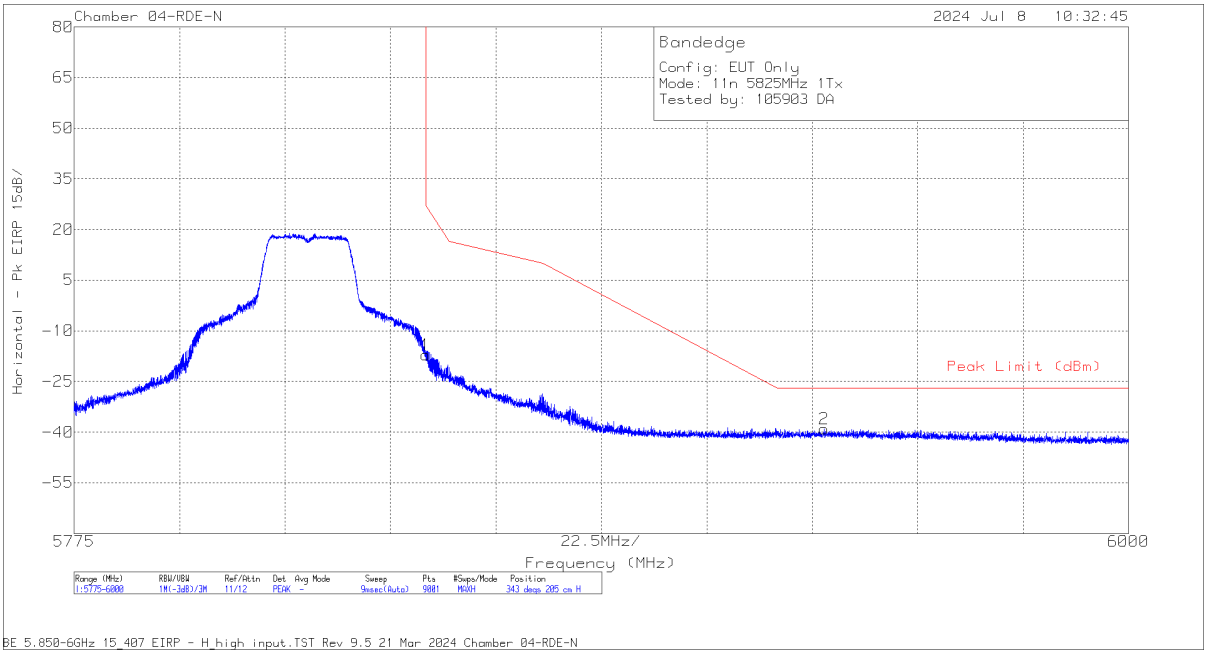

Marker	Frequency (GHz)	Meter Reading (dBm)	Det	223083 ACF (dB/m)	Conversion Factor (dB)	DCCF (dB)	Gain/Loss (dB)	Corrected Reading EIRP (dBm)	Peak Limit (dBm)	PK Margin (dB)	Azimuth (Degs)	Height (cm)	Polarity
1	5.85	-39.94	Pk	34.8	11.8	0	-23.76	-17.1	27	-44.1	343	205	H
2	5.93505	-62	Pk	34.9	11.8	0	-23.68	-38.98	-27	-11.98	343	205	H

Pk - Peak detector

UL LLC.
47173 Benicia Street, Fremont, CA 94538; USA. TEL:(510) 319-4000 FAX:(510) 661-0888
This report shall not be reproduced except in full, without the written approval of UL LLC.

BANDEDGE (HIGH CHANNEL / 5825MHz)

VERTICAL RESULT

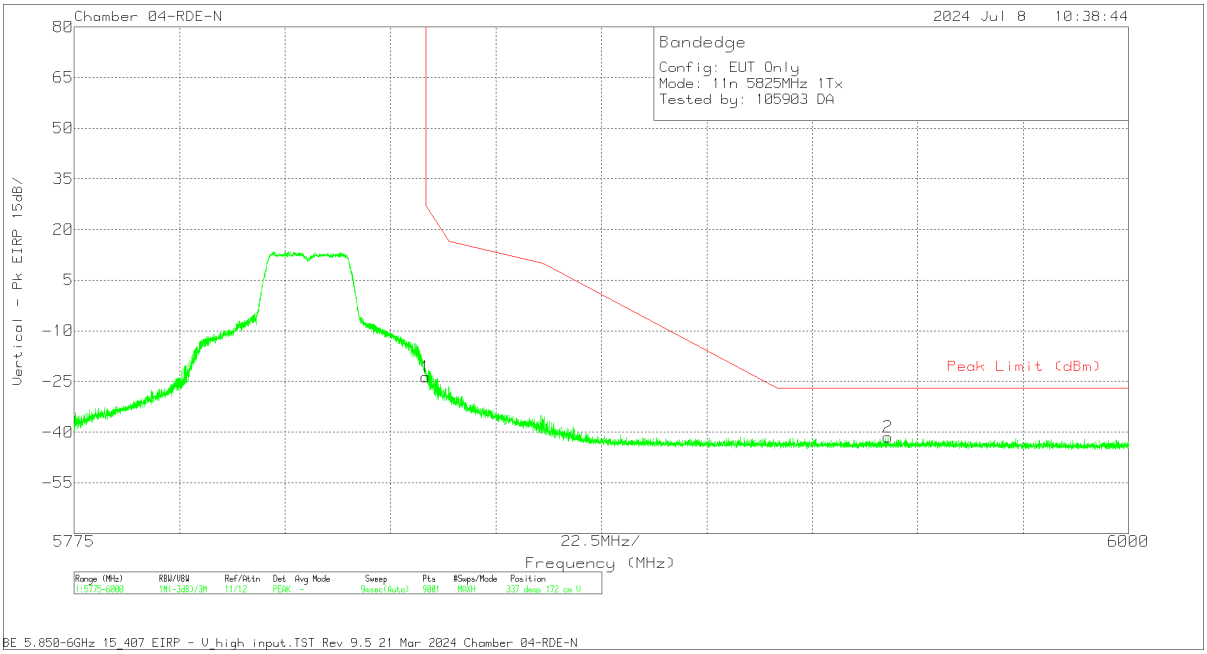

Marker	Frequency (GHz)	Meter Reading (dBm)	Det	223083 ACF (dB/m)	Conversion Factor (dB)	DCCF (dB)	Gain/Loss (dB)	Corrected Reading EIRP (dBm)	Peak Limit (dBm)	PK Margin (dB)	Azimuth (Degs)	Height (cm)	Polarity
1	5.85	-46.43	Pk	34.8	11.8	0	-23.76	-23.59	27	-50.59	337	172	V
2	5.948625	-64.65	Pk	35	11.8	0	-23.64	-41.49	-27	-14.49	337	172	V

Pk - Peak detector

UL LLC.
47173 Benicia Street, Fremont, CA 94538; USA. TEL:(510) 319-4000 FAX:(510) 661-0888
This report shall not be reproduced except in full, without the written approval of UL LLC.

1.1.26. 802.11n/ac MIMO MODE IN UNII-3 BAND - BANDEDGES

UNII-3 (MIMO CDD)	Channel Frequency (MHz)	Ant. #	Frequency (GHz)	Meter Reading (dBm)	Det	AF (dB/m)	Amp/Cbl/Fltr/Pad (dB)	Conversion Factor (dB)	DCCF (dB)	Corrected Reading EIRP (dBm)	Pk Limit (dBm)	Pk Margin (dB)	Azimuth (Degs)	Height (cm)	Polarity
HT20	5745	6 + 5	5.628033	-45.11	Pk	34.4	-37.41	11.8	0	-36.32	-27	-9.32	181	187	H
			5.725	-16.28	Pk	34.6	-37.13	11.8	0	-7.01	27	-34.01	181	187	H
			5.625433	-47.6	Pk	34.4	-37.37	11.8	0	-38.77	-27	-11.77	102	219	V
			5.725	-22.42	Pk	34.6	-37.13	11.8	0	-13.15	27	-40.15	102	219	V
	5825		5.85	-23.83	Pk	35	-36.87	11.8	0	-13.9	27	-40.9	163	172	H
			5.957925	-46.25	Pk	35.3	-36.67	11.8	0	-35.82	-27	-8.82	163	172	H
			5.85	-31.63	Pk	35	-36.87	11.8	0	-21.7	27	-48.7	104	159	V
			5.929775	-47.75	Pk	35.2	-36.71	11.8	0	-37.46	-27	-10.46	104	159	V
HT40	5755	6 + 5	5.647684	-41.65	Pk	34.4	-37.33	11.8	0	-32.78	-27	-5.78	175	122	H
			5.725	-15.59	Pk	34.6	-37.13	11.8	0	-6.32	27	-33.32	175	122	H
			5.649851	-45.49	Pk	34.4	-37.27	11.8	0	-36.56	-27	-9.56	99	178	V
			5.725	-20.59	Pk	34.6	-37.13	11.8	0	-11.32	27	-38.32	99	178	V
	5795		5.85	-29.79	Pk	35	-36.87	11.8	0	-19.86	27	-46.86	161	159	H
			5.92475	-46.28	Pk	35.2	-36.72	11.8	0	-36	-26.82	-9.18	161	159	H
			5.85	-38.09	Pk	35	-36.87	11.8	0	-28.16	27	-55.16	92	182	V
			5.947575	-47.77	Pk	35.2	-36.69	11.8	0	-37.46	-27	-10.46	92	182	V
VHT80	5775 (Lower)	6 + 5	5.642017	-54.12	Pk	34.6	-24.02	11.8	0	-31.74	-27	-4.74	56	187	H
			5.725	-41.23	Pk	34.7	-24.05	11.8	0	-18.78	27	-45.78	56	187	H
			5.641134	-58.86	Pk	34.6	-23.99	11.8	0	-36.45	-27	-9.45	345	285	V
			5.725	-46.45	Pk	34.7	-24.05	11.8	0	-24	27	-51	345	285	V
	5775 (Upper)		5.85	-39.21	Pk	34.8	-23.76	11.8	0	-16.37	27	-43.37	56	137	H
			5.926625	-57.27	Pk	34.9	-23.67	11.8	0	-34.24	-27	-7.24	56	137	H
			5.85	-43.01	Pk	34.8	-23.76	11.8	0	-20.17	27	-47.17	337	154	V
			5.929425	-62.17	Pk	34.9	-23.7	11.8	0	-39.17	-27	-12.17	337	154	V

Pk - Peak detector

UL LLC.
47173 Benicia Street, Fremont, CA 94538; USA. TEL:(510) 319-4000 FAX:(510) 661-0888
This report shall not be reproduced except in full, without the written approval of UL LLC.

BANDEDGE (LOW CHANNEL / 5745MHz)

HORIZONTAL RESULT

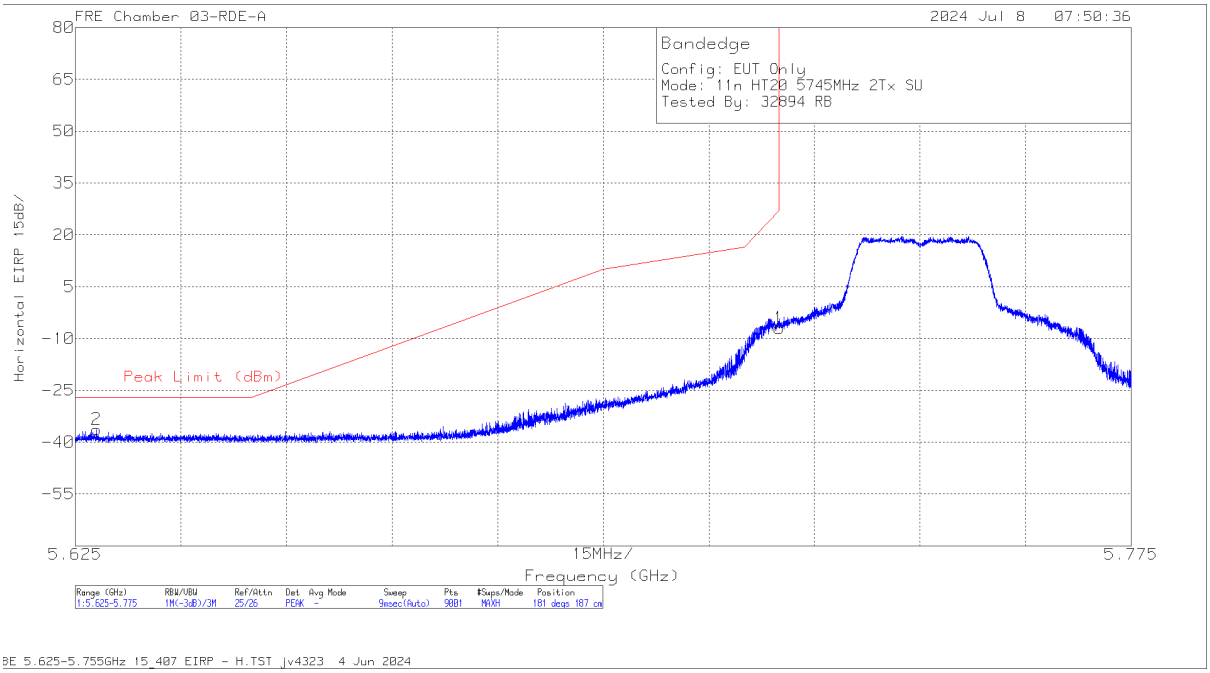

Marker	Frequency (GHz)	Meter Reading (dBm)	Det	226673 ACF (dB/m)	Conversion Factor (dB)	DCCF (dB)	Gain/Loss (dB)	Corrected Reading EIRP (dBm)	Peak Limit (dBm)	PK Margin (dB)	Azimuth (Degs)	Height (cm)	Polarity
2	5.628033	-45.11	Pk	34.4	11.8	0	-37.41	-36.32	-27	-9.32	181	187	H
1	5.725	-16.28	Pk	34.6	11.8	0	-37.13	-7.01	27	-34.01	181	187	H

Pk - Peak detector

UL LLC.
47173 Benicia Street, Fremont, CA 94538; USA. TEL:(510) 319-4000 FAX:(510) 661-0888
This report shall not be reproduced except in full, without the written approval of UL LLC.

BANDEDGE (LOW CHANNEL / 5745MHz)

VERTICAL RESULT

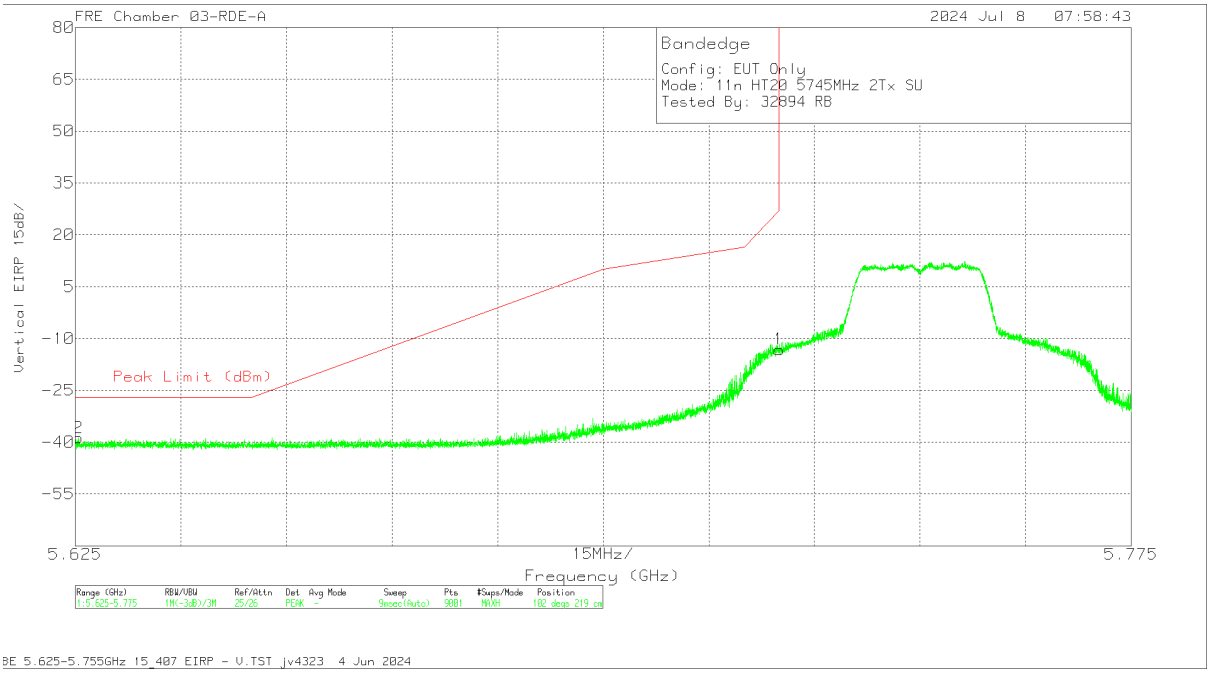

Marker	Frequency (GHz)	Meter Reading (dBm)	Det	226673 ACF (dB/m)	Conversion Factor (dB)	DCCF (dB)	Gain/Loss (dB)	Corrected Reading EIRP (dBm)	Peak Limit (dBm)	PK Margin (dB)	Azimuth (Degs)	Height (cm)	Polarity
2	5.625433	-47.6	Pk	34.4	11.8	0	-37.37	-38.77	-27	-11.77	102	219	V
1	5.725	-22.42	Pk	34.6	11.8	0	-37.13	-13.15	27	-40.15	102	219	V

Pk - Peak detector

UL LLC.
47173 Benicia Street, Fremont, CA 94538; USA. TEL:(510) 319-4000 FAX:(510) 661-0888
This report shall not be reproduced except in full, without the written approval of UL LLC.

BANDEDGE (HIGH CHANNEL / 5825MHz)

HORIZONTAL RESULT

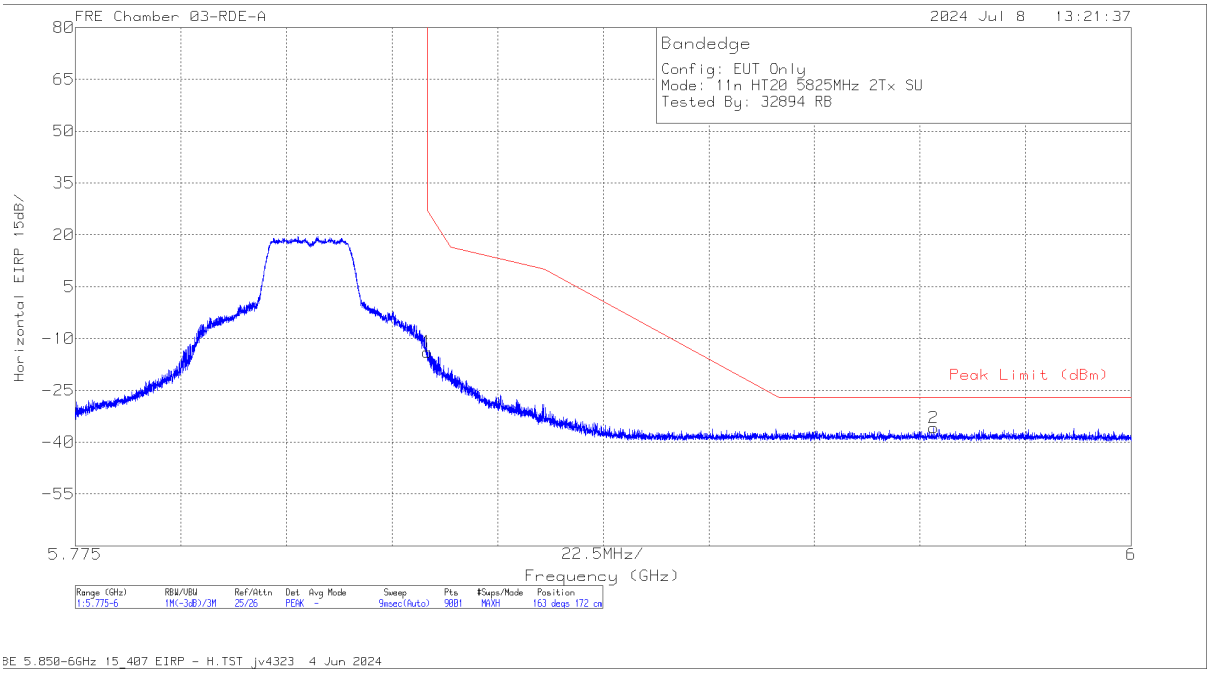

Marker	Frequency (GHz)	Meter Reading (dBm)	Det	226673 ACF (dB/m)	Conversion Factor (dB)	Gain/Loss (dB)	Corrected Reading EIRP (dBm)	Peak Limit (dBm)	PK Margin (dB)	Azimuth (Degs)	Height (cm)	Polarity
1	5.85	-23.83	Pk	35	11.8	-36.87	-13.9	27	-40.9	163	172	H
2	5.957925	-46.25	Pk	35.3	11.8	-36.67	-35.82	-27	-8.82	163	172	H

Pk - Peak detector

UL LLC.
47173 Benicia Street, Fremont, CA 94538; USA. TEL:(510) 319-4000 FAX:(510) 661-0888
This report shall not be reproduced except in full, without the written approval of UL LLC.

BANDEDGE (HIGH CHANNEL / 5825MHz)

VERTICAL RESULT

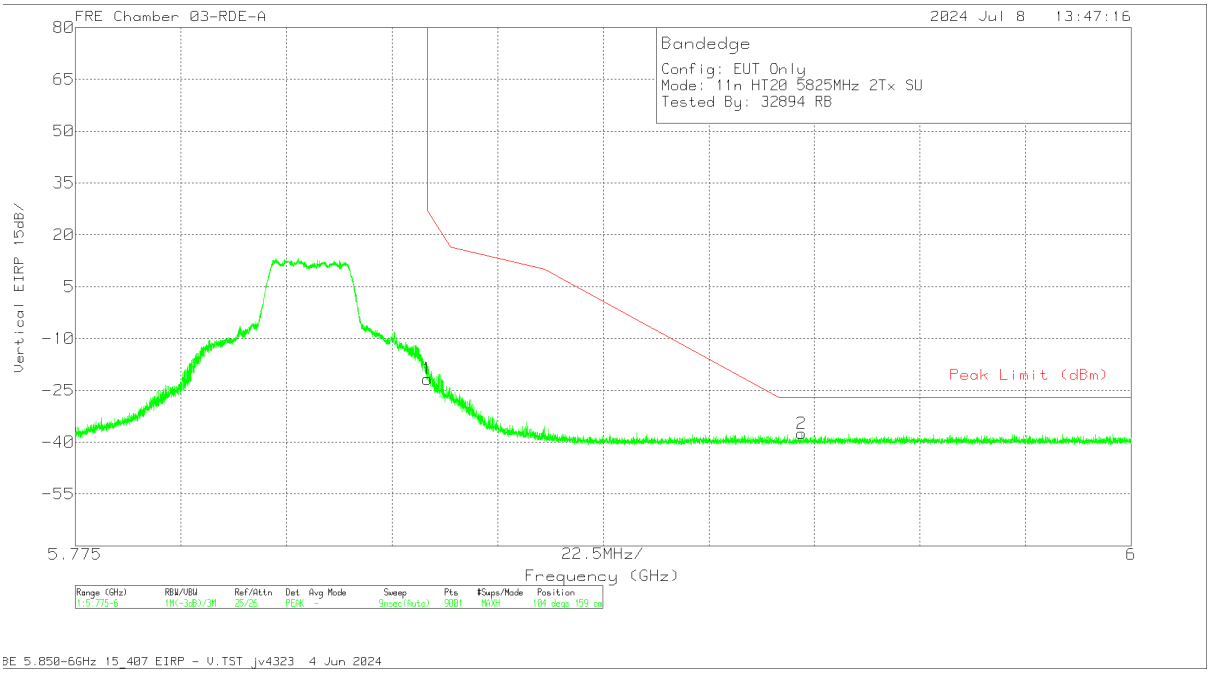

Marker	Frequency (GHz)	Meter Reading (dBm)	Det	226673 ACF (dB/m)	Conversion Factor (dB)	Gain/Loss (dB)	DCCF (dB)	Corrected Reading EIRP (dBm)	Peak Limit (dBm)	PK Margin (dB)	Azimuth (Degs)	Height (cm)	Polarity
1	5.85	-31.63	Pk	35	11.8	-36.87	0	-21.7	27	-48.7	104	159	V
2	5.929775	-47.75	Pk	35.2	11.8	-36.71	0	-37.46	-27	-10.46	104	159	V

Pk - Peak detector

UL LLC.
47173 Benicia Street, Fremont, CA 94538; USA. TEL:(510) 319-4000 FAX:(510) 661-0888
This report shall not be reproduced except in full, without the written approval of UL LLC.

1.1.27. 802.11be SISO SU MODE IN UNII-3 BAND - BANDEDGES

UNII-3 (SISO)	Channel Frequency (MHz)	Ant. #	Frequency (GHz)	Meter Reading (dBm)	Det	AF (dB/m)	Amp/Cbl/Fltr/Pad (dB)	Conversion Factor (dB)	DCCF (dB)	Corrected Reading EIRP (dBm)	Pk Limit (dBm)	Pk Margin (dB)	Azimuth (Degs)	Height (cm)	Polarity
EHT20 (SU Mode)	5745	6	5.636534	-47.61	Pk	34.6	-36.9	11.8	0	-38.11	-27	-11.11	146	181	H
			5.725	-17.55	Pk	34.7	-36.6	11.8	0	-7.65	27	-34.65	146	181	H
			5.645134	-48.17	Pk	34.6	-36.9	11.8	0	-38.67	-27	-11.67	82	147	V
			5.725	-21.6	Pk	34.7	-36.6	11.8	0	-11.7	27	-38.7	82	147	V
	5825		5.85	-21.6	Pk	35	-36.87	11.8	0	-11.67	27	-38.67	267	161	H
			5.92745	-47.07	Pk	35.2	-36.73	11.8	0	-36.8	-27	-9.8	267	161	H
			5.85	-25.69	Pk	35	-36.87	11.8	0	-15.76	27	-42.76	193	234	V
			5.9849	-47.74	Pk	35.3	-36.61	11.8	0	-37.25	-27	-10.25	193	234	V
	5745	5	5.63665	-48.1	Pk	34.5	-37.04	11.8	0	-38.84	-27	-11.84	284	388	H
			5.725	-36.21	Pk	34.6	-36.76	11.8	0	-26.57	27	-53.57	284	388	H
			5.637717	-47.98	Pk	34.5	-37.04	11.8	0	-38.72	-27	-11.72	307	105	V
			5.725	-36.35	Pk	34.6	-36.76	11.8	0	-26.71	27	-53.71	307	105	V
	5825		5.85	-38.86	Pk	35.2	-38.04	11.8	0	-29.9	27	-56.9	69	331	H
			5.9673	-47.5	Pk	35.4	-37.71	11.8	0	-38.01	-27	-11.01	69	331	H
			5.85	-45.25	Pk	35.2	-38.04	11.8	0	-36.29	27	-63.29	115	112	V
			5.9779	-47.18	Pk	35.4	-37.65	11.8	0	-37.63	-27	-10.63	115	112	V
EHT40 (SU Mode)	5755	6	5.655334	-37.39	Pk	34.6	-36.8	11.8	0	-27.79	-23.05	-4.74	159	129	H
			5.725	-15.37	Pk	34.7	-36.6	11.8	0	-5.47	27	-32.47	159	129	H
			5.647584	-45.31	Pk	34.6	-36.86	11.8	0	-35.77	-27	-8.77	88	142	V
			5.725	-21.15	Pk	34.7	-36.6	11.8	0	-11.25	27	-38.25	88	142	V
	5795		5.85	-28.36	Pk	34.8	-36.2	11.8	0	-17.96	27	-44.96	155	142	H
			5.9496	-47.75	Pk	34.9	-36.2	11.8	0	-37.25	-27	-10.25	155	142	H
			5.85	-35.36	Pk	34.8	-36.2	11.8	0	-24.96	27	-51.96	88	133	V
			5.9844	-48.33	Pk	35	-36.1	11.8	0	-37.63	-27	-10.63	88	133	V
	5755	5	5.62765	-47.25	Pk	35.1	-38.64	11.8	0	-38.99	-27	-11.99	56	144	H
			5.725	-38.57	Pk	35.2	-38.4	11.8	0	-29.97	27	-56.97	56	144	H
			5.634917	-46.9	Pk	35.2	-38.65	11.8	0	-38.55	-27	-11.55	64	125	V
			5.725	-37	Pk	35.2	-38.4	11.8	0	-28.4	27	-55.4	64	125	V
	5795		5.85	-48.4	Pk	35.2	-38.04	11.8	0	-39.44	27	-66.44	333	382	H
			5.957675	-47.43	Pk	35.4	-37.74	11.8	0	-37.97	-27	-10.97	333	382	H
			5.85	-48.19	Pk	35.2	-38.04	11.8	0	-39.23	27	-66.23	72	122	V
			5.979025	-46.95	Pk	35.4	-37.66	11.8	0	-37.41	-27	-10.41	72	122	V
EHT80 (SU Mode)	5775 (Lower)	6	5.644984	-41.15	Pk	34.4	-37.34	11.8	0	-32.29	-27	-5.29	170	169	H
			5.725	-31.11	Pk	34.6	-37.13	11.8	0	-21.84	27	-48.84	170	169	H
			5.631717	-43.84	Pk	34.4	-37.37	11.8	0	-35.01	-27	-8.01	105	256	V
			5.725	-33.49	Pk	34.6	-37.13	11.8	0	-24.22	27	-51.22	105	256	V
	5775 (Upper)		5.85	-25.01	Pk	35	-36.87	11.8	0	-15.08	27	-42.08	170	178	H
			5.92585	-42.75	Pk	35.2	-36.72	11.8	0	-32.47	-27	-5.47	170	178	H
			5.85	-32.18	Pk	35	-36.87	11.8	0	-22.25	27	-49.25	97	226	V
			5.926875	-46.13	Pk	35.2	-36.73	11.8	0	-35.86	-27	-8.86	97	226	V
	5775 (Lower)	5	5.631067	-45.52	Pk	34.4	-37.39	11.8	0	-36.71	-27	-9.71	358	339	H
			5.725	-37.26	Pk	34.6	-37.13	11.8	0	-27.99	27	-54.99	358	339	H
			5.63825	-46.98	Pk	34.4	-37.35	11.8	0	-38.13	-27	-11.13	95	131	V
			5.725	-40.08	Pk	34.6	-37.13	11.8	0	-30.81	27	-57.81	95	131	V
	5775 (Upper)		5.85	-43.38	Pk	35	-36.87	11.8	0	-33.45	27	-60.45	194	247	H
			5.955375	-48.17	Pk	35.3	-36.69	11.8	0	-37.76	-27	-10.76	194	247	H
			5.85	-45.11	Pk	35	-36.87	11.8	0	-35.18	27	-62.18	279	105	V
			5.93385	-47.9	Pk	35.2	-36.68	11.8	0	-37.58	-27	-10.58	279	105	V

Pk - Peak detector

UL LLC.
47173 Benicia Street, Fremont, CA 94538; USA. TEL:(510) 319-4000 FAX:(510) 661-0888
This report shall not be reproduced except in full, without the written approval of UL LLC.

BANDEDGE (LOW CHANNEL / 5745MHz)

HORIZONTAL RESULT

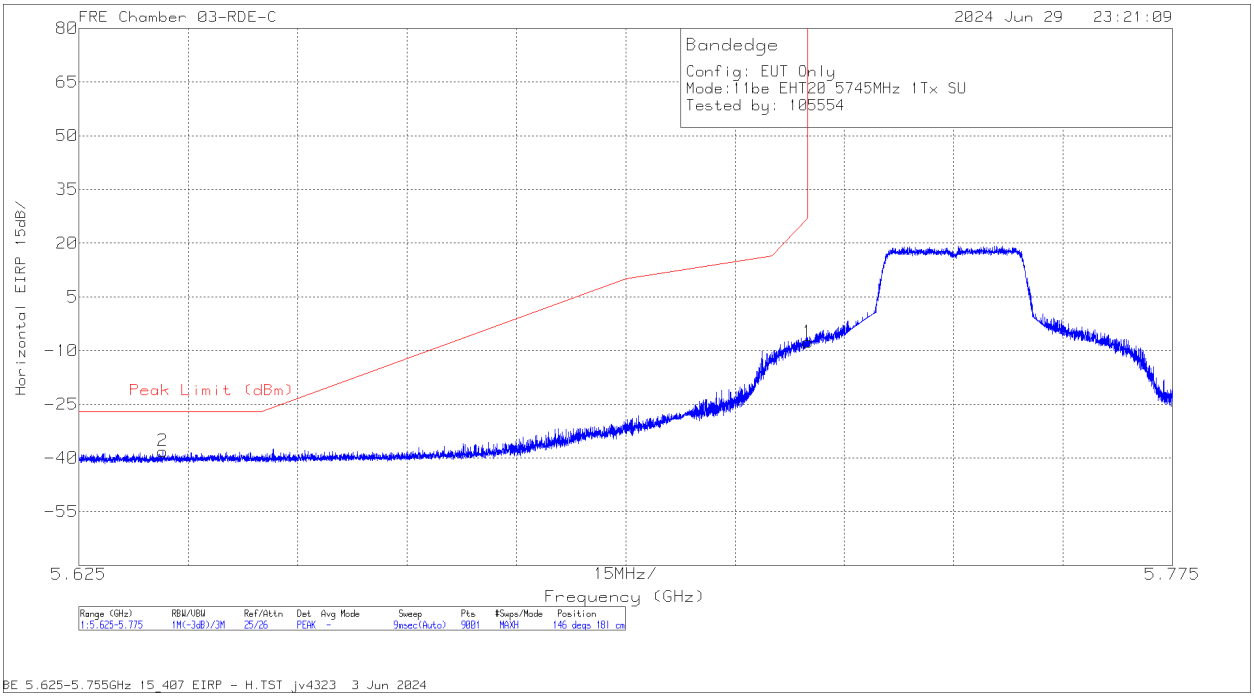

Marker	Frequency (GHz)	Meter Reading (dBm)	Det	223084 ACF (dB/m)	Conversion Factor (dB)	DCCF (dB)	Gain/Loss (dB)	Corrected Reading EIRP (dBm)	Peak Limit (dBm)	PK Margin (dB)	Azimuth (Degs)	Height (cm)	Polarity
2	5.636534	-47.61	Pk	34.6	11.8	0	-36.9	-38.11	-27	-11.11	146	181	H
1	5.725	-17.55	Pk	34.7	11.8	0	-36.6	-7.65	27	-34.65	146	181	H

Pk - Peak detector

UL LLC.
47173 Benicia Street, Fremont, CA 94538; USA. TEL:(510) 319-4000 FAX:(510) 661-0888
This report shall not be reproduced except in full, without the written approval of UL LLC.

BANDEDGE (LOW CHANNEL / 5745MHz)

VERTICAL RESULT

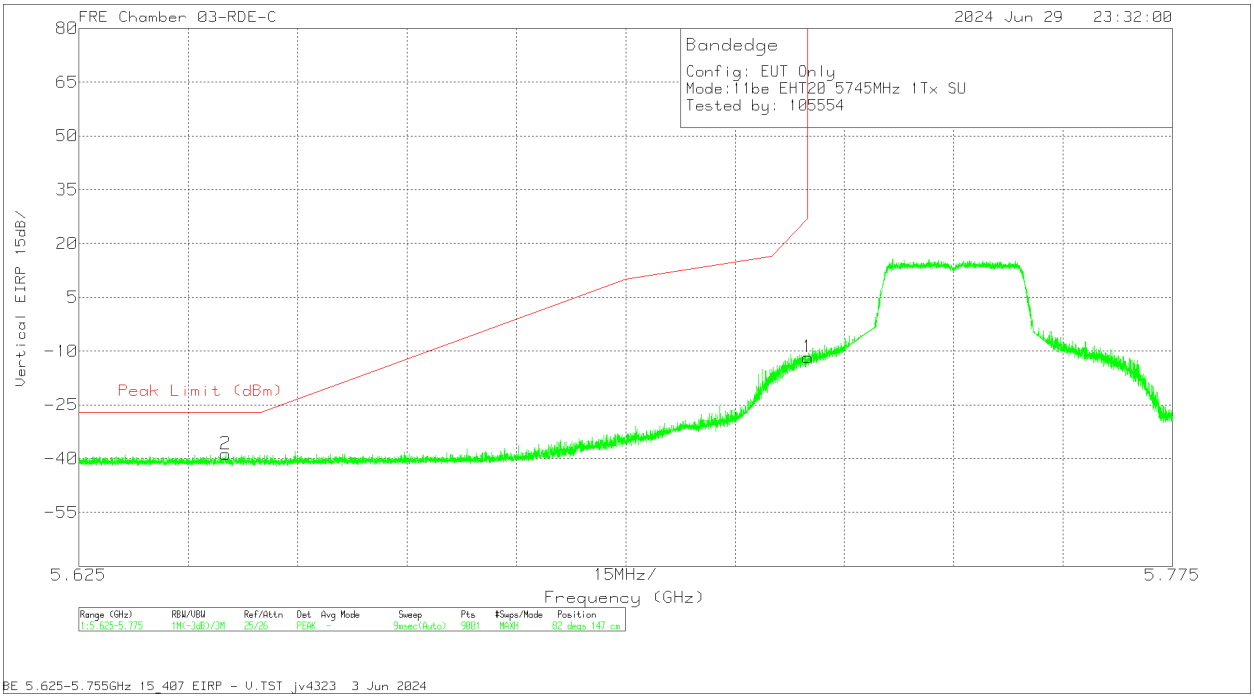

Marker	Frequency (GHz)	Meter Reading (dBm)	Det	223084 ACF (dB/m)	Conversion Factor (dB)	DCCF (dB)	Gain/Loss (dB)	Corrected Reading EIRP (dBm)	Peak Limit (dBm)	PK Margin (dB)	Azimuth (Degs)	Height (cm)	Polarity
2	5.645134	-48.17	Pk	34.6	11.8	0	-36.9	-38.67	-27	-11.67	82	147	V
1	5.725	-21.6	Pk	34.7	11.8	0	-36.6	-11.7	27	-38.7	82	147	V

Pk - Peak detector

UL LLC.
47173 Benicia Street, Fremont, CA 94538; USA. TEL:(510) 319-4000 FAX:(510) 661-0888
This report shall not be reproduced except in full, without the written approval of UL LLC.

BANDEDGE (HIGH CHANNEL / 5825MHz)

HORIZONTAL RESULT

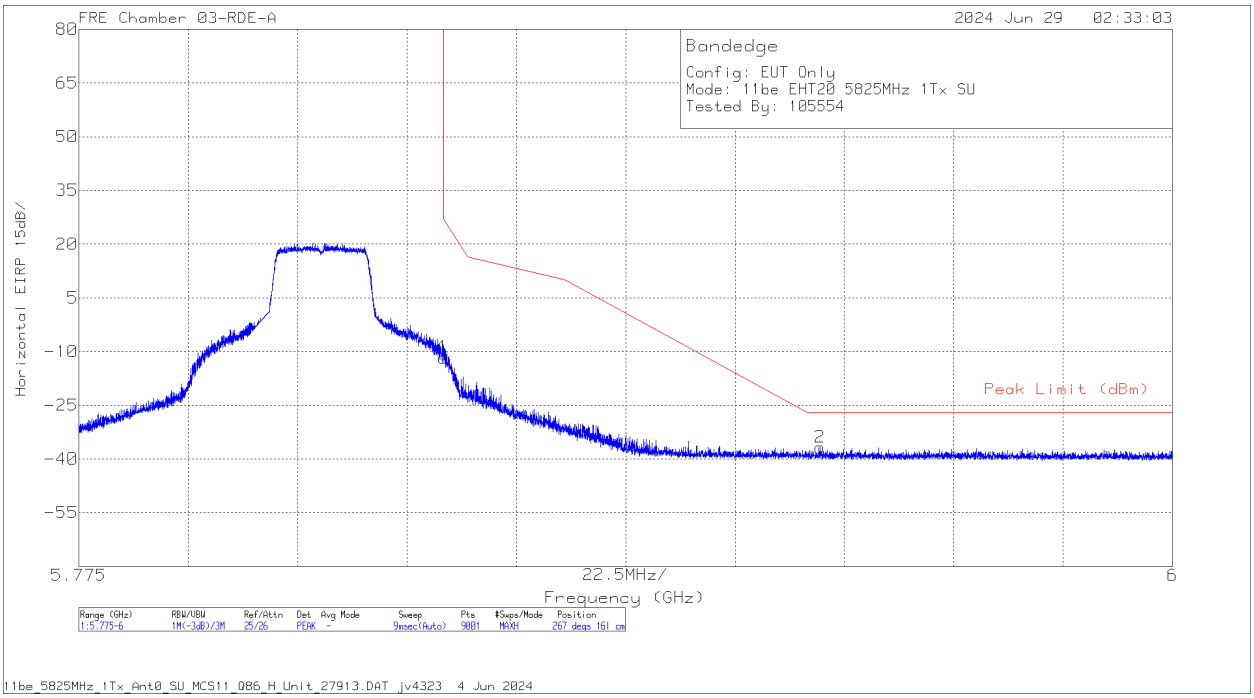

Marker	Frequency (GHz)	Meter Reading (dBm)	Det	226673 ACF (dB/m)	Conversion Factor (dB)	DCCF (dB)	Gain/Loss (dB)	Corrected Reading EIRP (dBm)	Peak Limit (dBm)	PK Margin (dB)	Azimuth (Degs)	Height (cm)	Polarity
1	5.85	-21.6	Pk	35	11.8	0	-36.87	-11.67	27	-38.67	267	161	H
2	5.92745	-47.07	Pk	35.2	11.8	0	-36.73	-36.8	-27	-9.8	267	161	H

Pk - Peak detector

UL LLC.
47173 Benicia Street, Fremont, CA 94538; USA. TEL:(510) 319-4000 FAX:(510) 661-0888
This report shall not be reproduced except in full, without the written approval of UL LLC.

BANDEDGE (HIGH CHANNEL / 5825MHz)

VERTICAL RESULT

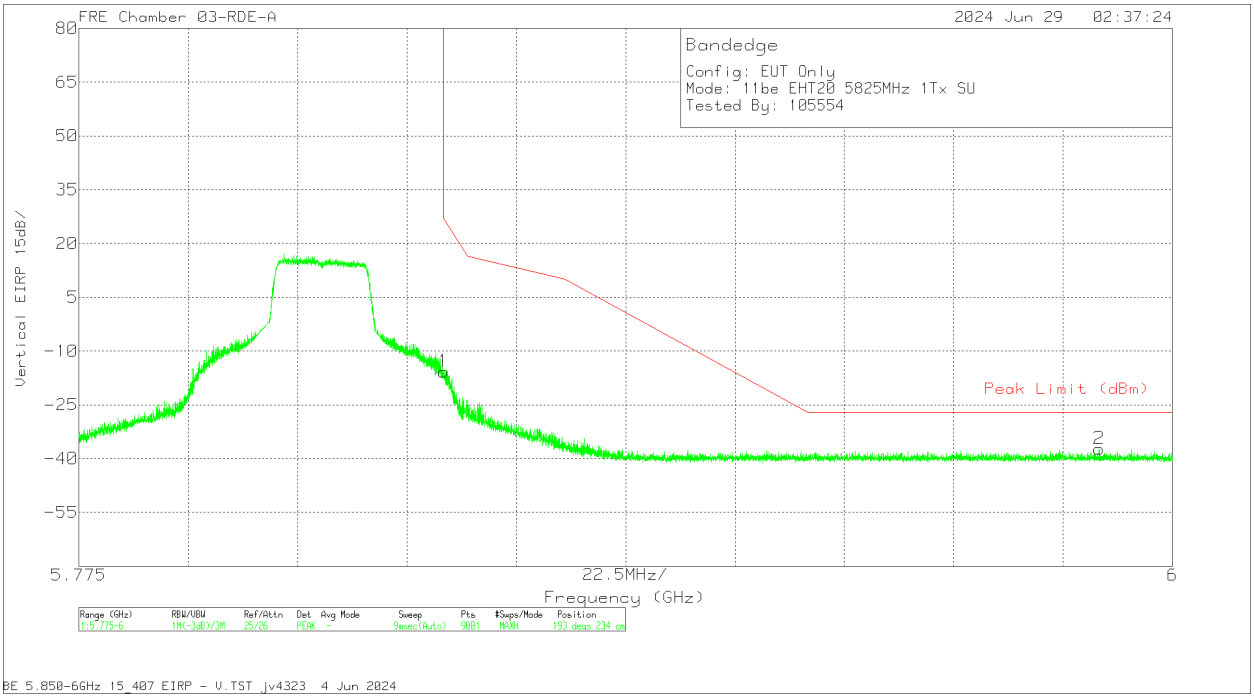

Marker	Frequency (GHz)	Meter Reading (dBm)	Det	226673 ACF (dB/m)	Conversion Factor (dB)	DCCF (dB)	Gain/Loss (dB)	Corrected Reading EIRP (dBm)	Peak Limit (dBm)	PK Margin (dB)	Azimuth (Degs)	Height (cm)	Polarity
1	5.85	-25.69	Pk	35	11.8	0	-36.87	-15.76	27	-42.76	193	234	V
2	5.9849	-47.74	Pk	35.3	11.8	0	-36.61	-37.25	-27	-10.25	193	234	V

Pk - Peak detector

UL LLC.
47173 Benicia Street, Fremont, CA 94538; USA. TEL:(510) 319-4000 FAX:(510) 661-0888
This report shall not be reproduced except in full, without the written approval of UL LLC.

1.1.28. 802.11be SISO PARTIAL RU MODE IN UNII-3 BAND - BANDEDGES

UNII-3 (SISO)	Channel Frequency (MHz)	Ant. #	Frequency (GHz)	Meter Reading (dBm)	Det	AF (dB/m)	Amp/Cbl/Fltr/Pad (dB)	Conversion Factor (dB)	DCCF (dB)	Corrected Reading EIRP (dBm)	Pk Limit (dBm)	Pk Margin (dB)	Azimuth (Degs)	Height (cm)	Polarity
EHT20 (RU 106 / Index 53)	5745	6	5.635317	-47.55	Pk	34.6	-36.9	11.8	0	-38.05	-27	-11.05	134	199	H
			5.725	-27.51	Pk	34.7	-36.6	11.8	0	-17.61	27	-44.61	134	199	H
			5.645834	-47.69	Pk	34.6	-36.9	11.8	0	-38.19	-27	-11.19	81	261	V
			5.725	-29.47	Pk	34.7	-36.6	11.8	0	-19.57	27	-46.57	81	261	V
EHT20 (RU 106 / Index 54)	5825		5.85	-33.6	Pk	34.8	-36.2	11.8	0	-23.2	27	-50.2	138	202	H
			5.924875	-47.83	Pk	34.9	-36.19	11.8	0	-37.32	-26.91	-10.41	138	202	H
			5.85	-36.02	Pk	34.8	-36.2	11.8	0	-25.62	27	-52.62	87	218	V
			5.9746	-48.51	Pk	35	-36.2	11.8	0	-37.91	-27	-10.91	87	218	V
EHT20 (RU 106 / Index 53)	5745	5	5.632933	-48.12	Pk	34.4	-37.34	11.8	0	-39.26	-27	-12.26	157	101	H
			5.725	-41	Pk	34.6	-37.13	11.8	0	-31.73	27	-58.73	157	101	H
			5.625167	-48.03	Pk	34.4	-37.36	11.8	0	-39.19	-27	-12.19	183	127	V
			5.725	-40.73	Pk	34.6	-37.13	11.8	0	-31.46	27	-58.46	183	127	V
EHT20 (RU 106 / Index 54)	5825		5.85	-44.86	Pk	35.2	-38.04	11.8	0	-35.9	27	-62.9	150	362	H
			5.989525	-47.14	Pk	35.4	-37.72	11.8	0	-37.66	-27	-10.66	150	362	H
			5.85	-48.24	Pk	35.2	-38.04	11.8	0	-39.28	27	-66.28	199	160	V
			5.96865	-47.61	Pk	35.4	-37.66	11.8	0	-38.07	-27	-11.07	199	160	V
EHT40 (RU 106 / Index 53)	5755	6	5.649034	-48.34	Pk	34.6	-36.8	11.8	0	-38.74	-27	-11.74	152	191	H
			5.725	-45.05	Pk	34.7	-36.6	11.8	0	-35.15	27	-62.15	152	191	H
			5.642267	-48.38	Pk	34.6	-36.9	11.8	0	-38.88	-27	-11.88	80	172	V
			5.725	-50.06	Pk	34.7	-36.6	11.8	0	-40.16	27	-67.16	80	172	V
EHT40 (RU 106 / Index 56)	5795		5.85	-39.2	Pk	34.8	-36.2	11.8	0	-28.8	27	-55.8	152	137	H
			5.95705	-48.63	Pk	34.9	-36.2	11.8	0	-38.13	-27	-11.13	152	137	H
			5.85	-42.89	Pk	34.8	-36.2	11.8	0	-32.49	27	-59.49	84	150	V
			5.958075	-47.63	Pk	34.9	-36.2	11.8	0	-37.13	-27	-10.13	84	150	V
EHT40 (RU 106 / Index 53)	5755	5	5.647067	-48.56	Pk	34.5	-37.07	11.8	0	-39.33	-27	-12.33	213	386	H
			5.725	-40.7	Pk	34.6	-36.76	11.8	0	-31.06	27	-58.06	213	386	H
			5.6298	-48.78	Pk	34.5	-37.09	11.8	0	-39.57	-27	-12.57	316	312	V
			5.725	-40.66	Pk	34.6	-36.76	11.8	0	-31.02	27	-58.02	316	312	V
EHT40 (RU 106 / Index 54)	5795		5.85	-51.29	Pk	34.9	-36.3	11.8	0	-40.89	27	-67.89	199	140	H
			5.9745	-48.5	Pk	35.2	-35.88	11.8	0	-37.38	-27	-10.38	199	140	H
			5.85	-51.03	Pk	34.9	-36.3	11.8	0	-40.63	27	-67.63	215	109	V
			5.97075	-48.51	Pk	35.1	-35.91	11.8	0	-37.52	-27	-10.52	215	109	V
EHT80 (RU 242 / Index 61)	5775 (Lower)	6	5.640484	-42.88	Pk	34.4	-37.35	11.8	0	-34.03	-27	-7.03	159	248	H
			5.725	-18.02	Pk	34.6	-37.13	11.8	0	-8.75	27	-35.75	159	248	H
			5.640834	-45.37	Pk	34.4	-37.34	11.8	0	-36.51	-27	-9.51	112	202	V
			5.725	-22.29	Pk	34.6	-37.13	11.8	0	-13.02	27	-40.02	112	202	V
EHT80 (RU 242 / Index S64)	5775 (Upper)		5.85	-34.82	Pk	35	-36.87	11.8	0	-24.89	27	-51.89	179	160	H
			5.923925	-45.62	Pk	35.2	-36.72	11.8	0	-35.34	-26.2	-9.14	179	160	H
			5.85	-39	Pk	35	-36.87	11.8	0	-29.07	27	-56.07	109	240	V
			5.9639	-47.85	Pk	35.3	-36.65	11.8	0	-37.4	-27	-10.4	109	240	V
EHT80 (RU 242 / Index 61)	5775 (Lower)	5	5.64375	-48.39	Pk	34.5	-37.06	11.8	0	-39.15	-27	-12.15	220	374	H
			5.725	-34.33	Pk	34.6	-36.76	11.8	0	-24.69	27	-51.69	220	374	H
			5.640334	-48.57	Pk	34.5	-37.06	11.8	0	-39.33	-27	-12.33	305	138	V
			5.725	-35.82	Pk	34.6	-36.76	11.8	0	-26.18	27	-53.18	305	138	V
EHT80 (RU 242 / Index S64)	5775 (Upper)		5.85	-48.64	Pk	34.9	-36.3	11.8	0	-38.24	27	-65.24	286	367	H
			5.989775	-48.81	Pk	35.2	-35.75	11.8	0	-37.56	-27	-10.56	286	367	H
			5.85	-49.26	Pk	34.9	-36.3	11.8	0	-38.86	27	-65.86	304	111	V
			5.938475	-48.03	Pk	35.1	-35.99	11.8	0	-37.12	-27	-10.12	304	111	V

Pk - Peak detector

UL LLC.
47173 Benicia Street, Fremont, CA 94538; USA. TEL:(510) 319-4000 FAX:(510) 661-0888
This report shall not be reproduced except in full, without the written approval of UL LLC.

1TX Antenna 6 MODE: 106-Tones, RU Index 53

BANDEDGE (LOW CHANNEL / 5745MHz)

HORIZONTAL RESULT

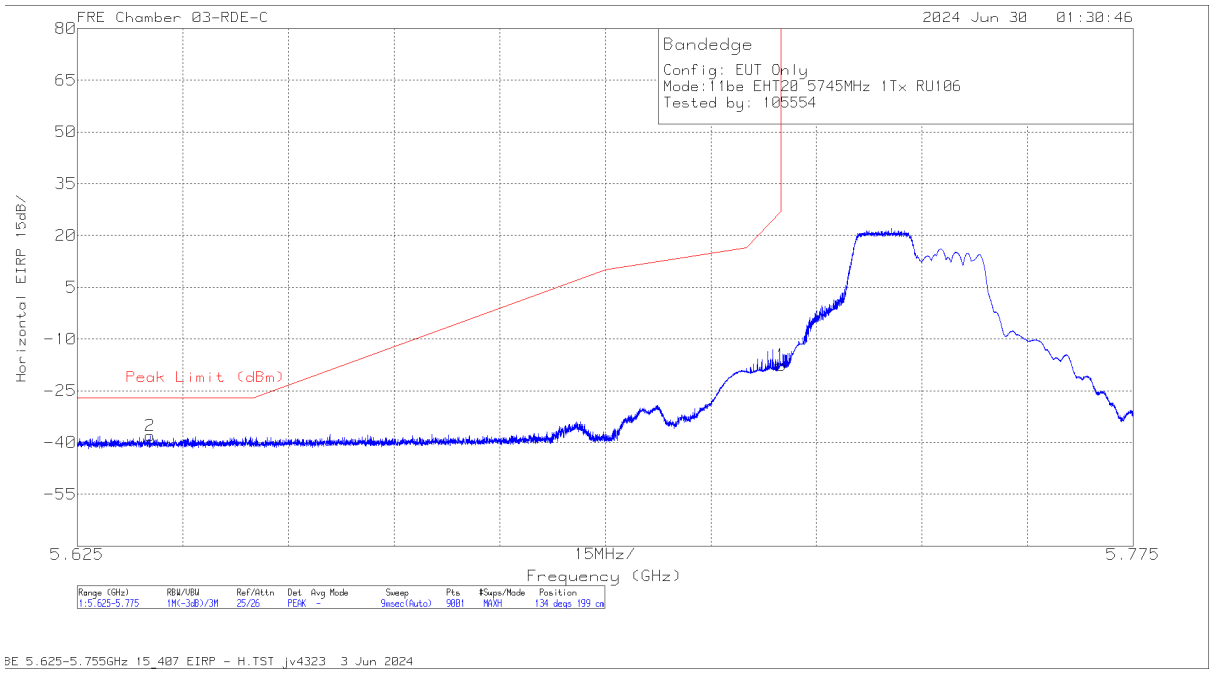

Marker	Frequency (GHz)	Meter Reading (dBm)	Det	223084 ACF (dB/m)	Conversion Factor (dB)	DCCF (dB)	Gain/Loss (dB)	Corrected Reading EIRP (dBm)	Peak Limit (dBm)	PK Margin (dB)	Azimuth (Degs)	Height (cm)	Polarity
2	5.635317	-47.55	Pk	34.6	11.8	0	-36.9	-38.05	-27	-11.05	134	199	H
1	5.725	-27.51	Pk	34.7	11.8	0	-36.6	-17.61	27	-44.61	134	199	H

Pk - Peak detector

UL LLC.
47173 Benicia Street, Fremont, CA 94538; USA. TEL:(510) 319-4000 FAX:(510) 661-0888
This report shall not be reproduced except in full, without the written approval of UL LLC.

1TX Antenna 6 MODE: 106-Tones, RU Index 53

BANDEDGE (LOW CHANNEL / 5745MHz)

VERTICAL RESULT

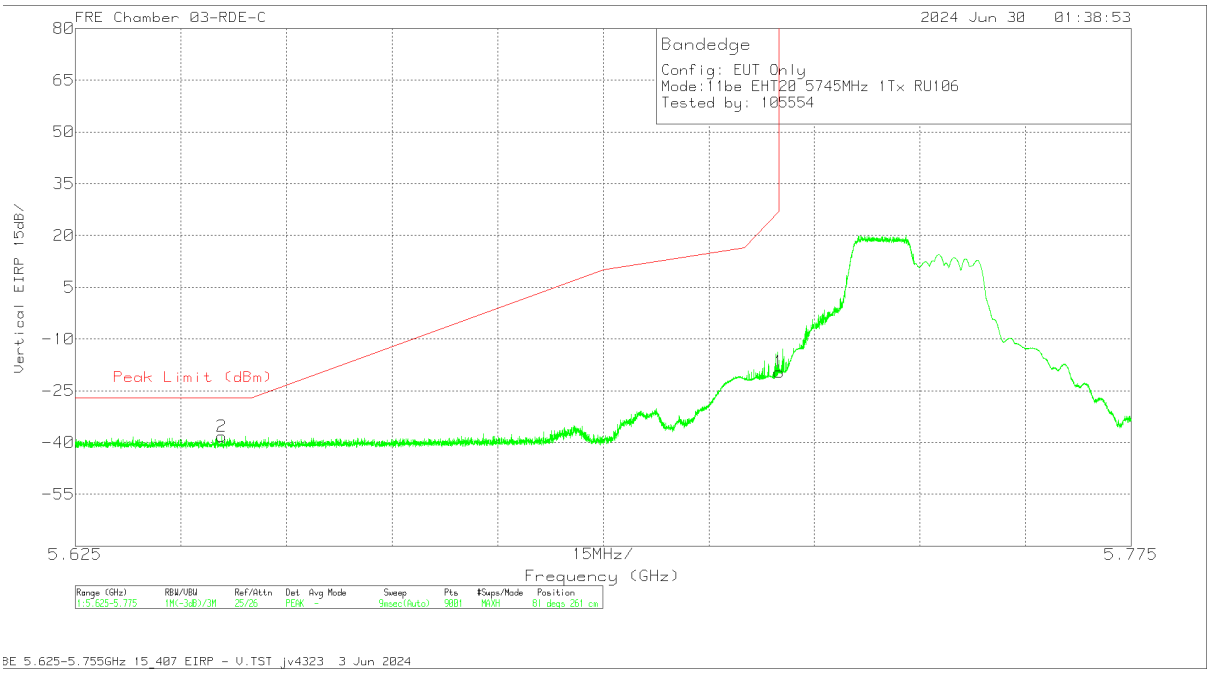

Marker	Frequency (GHz)	Meter Reading (dBm)	Det	223084 ACF (dB/m)	Conversion Factor (dB)	DCCF (dB)	Gain/Loss (dB)	Corrected Reading EIRP (dBm)	Peak Limit (dBm)	PK Margin (dB)	Azimuth (Degs)	Height (cm)	Polarity
2	5.645834	-47.69	Pk	34.6	11.8	0	-36.9	-38.19	-27	-11.19	81	261	V
1	5.725	-29.47	Pk	34.7	11.8	0	-36.6	-19.57	27	-46.57	81	261	V

Pk - Peak detector

UL LLC.
47173 Benicia Street, Fremont, CA 94538; USA. TEL:(510) 319-4000 FAX:(510) 661-0888
This report shall not be reproduced except in full, without the written approval of UL LLC.

1TX Antenna 6 MODE: 106-Tones, RU Index 54

BANDEDGE (HIGH CHANNEL / 5825MHz)

HORIZONTAL RESULT

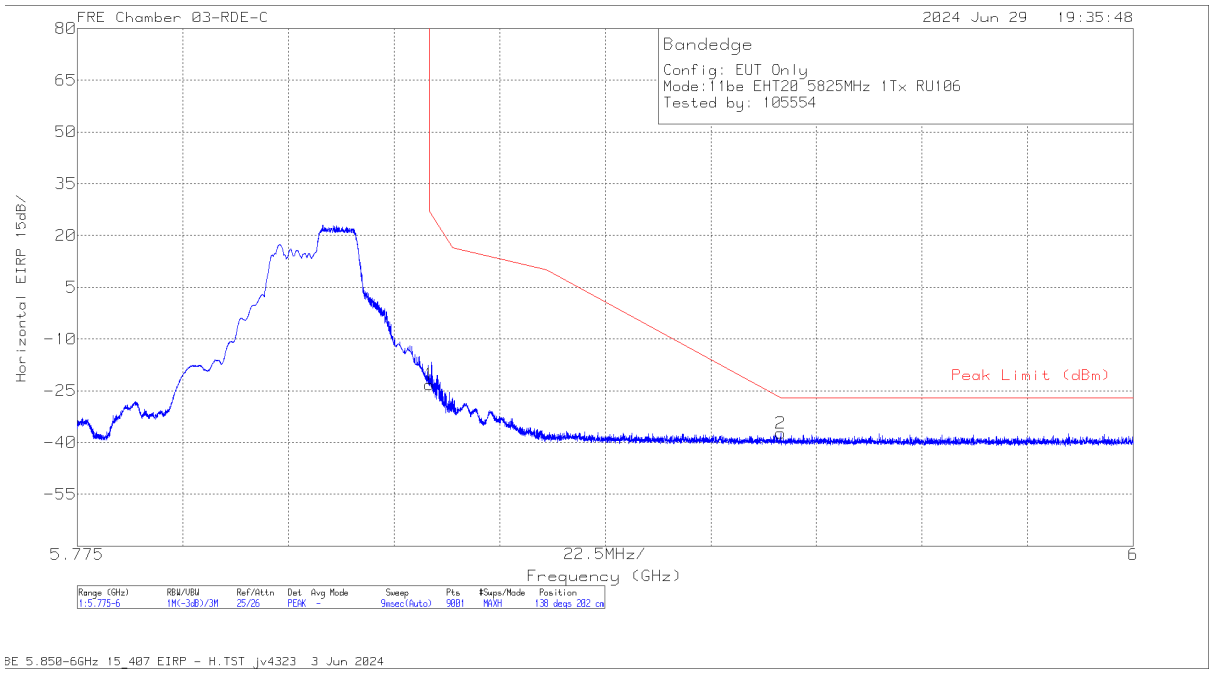

Marker	Frequency (GHz)	Meter Reading (dBm)	Det	223084 ACF (dB/m)	Conversion Factor (dB)	DCCF (dB)	Gain/Loss (dB)	Corrected Reading EIRP (dBm)	Peak Limit (dBm)	PK Margin (dB)	Azimuth (Degs)	Height (cm)	Polarity
1	5.85	-33.6	Pk	34.8	11.8	0	-36.2	-23.2	27	-50.2	138	202	H
2	5.924875	-47.83	Pk	34.9	11.8	0	-36.19	-37.32	-26.91	-10.41	138	202	H

Pk - Peak detector

UL LLC.
47173 Benicia Street, Fremont, CA 94538; USA. TEL:(510) 319-4000 FAX:(510) 661-0888
This report shall not be reproduced except in full, without the written approval of UL LLC.

1TX Antenna 6 MODE: 106-Tones, RU Index 54

BANDEDGE (HIGH CHANNEL / 5825MHz)

VERTICAL RESULT

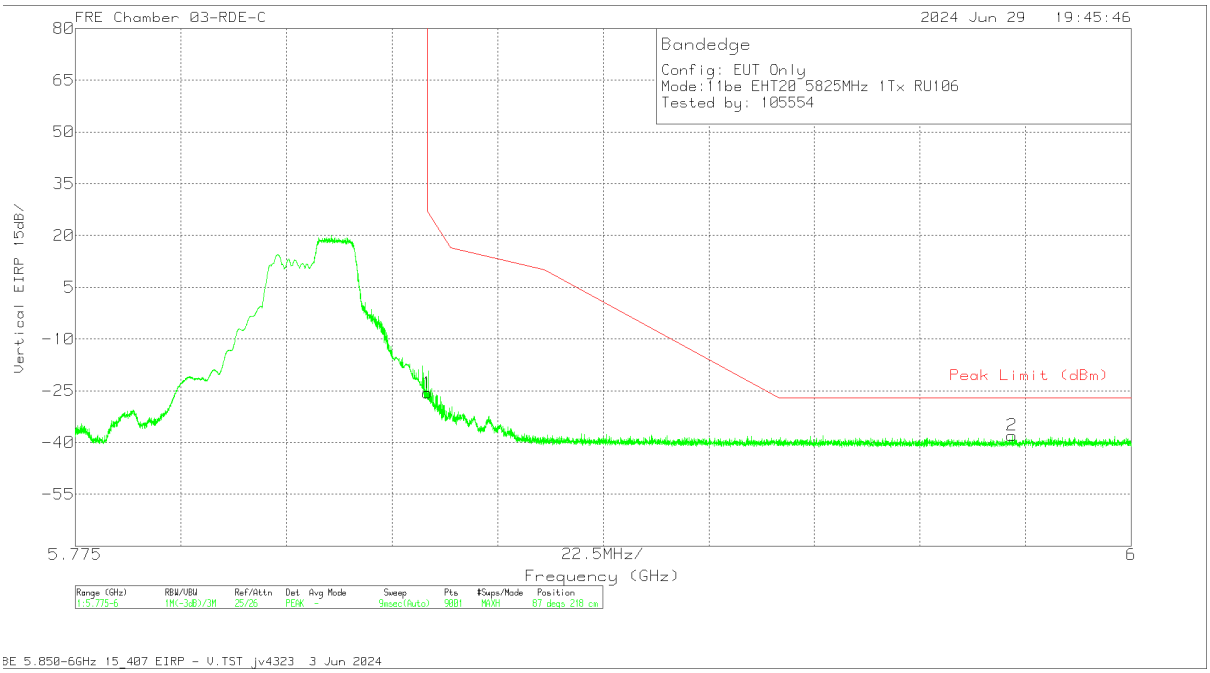

Marker	Frequency (GHz)	Meter Reading (dBm)	Det	223084 ACF (dB/m)	Conversion Factor (dB)	DCCF (dB)	Gain/Loss (dB)	Corrected Reading EIRP (dBm)	Peak Limit (dBm)	PK Margin (dB)	Azimuth (Degs)	Height (cm)	Polarity
1	5.85	-36.02	Pk	34.8	11.8	0	-36.2	-25.62	27	-52.62	87	218	V
2	5.9746	-48.51	Pk	35	11.8	0	-36.2	-37.91	-27	-10.91	87	218	V

Pk - Peak detector

UL LLC.
47173 Benicia Street, Fremont, CA 94538; USA. TEL:(510) 319-4000 FAX:(510) 661-0888
This report shall not be reproduced except in full, without the written approval of UL LLC.

1.1.29. 802.11be MIMO SU MODE IN UNII-3 BAND - BANDEDGES

UNII-3 (MIMO CDD)	Channel Frequency (MHz)	Ant. #	Frequency (GHz)	Meter Reading (dBm)	Det	AF (dB/m)	Amp/Cbl/Fltr/Pad (dB)	Conversion Factor (dB)	DCCF (dB)	Corrected Reading EIRP (dBm)	Pk Limit (dBm)	Pk Margin (dB)	Azimuth (Degs)	Height (cm)	Polarity
EHT20 (SU Mode)	5745	6 + 5	5.63885	-47.69	Pk	34.6	11.8	0	-36.9	-38.19	-27	-11.19	350	177	H
			5.725	-14.96	Pk	34.7	11.8	0	-36.6	-5.06	27	-32.06	350	177	H
			5.642417	-47.85	Pk	34.6	11.8	0	-36.9	-38.35	-27	-11.35	269	189	V
			5.725	-21.7	Pk	34.7	11.8	0	-36.6	-11.8	27	-38.8	269	189	V
	5825		5.85	-18.46	Pk	34.8	11.8	0	-36.2	-8.06	27	-35.06	338	194	H
			5.937175	-48.17	Pk	34.9	11.8	0	-36.2	-37.67	-27	-10.67	338	194	H
			5.85	-26.19	Pk	34.8	11.8	0	-36.2	-15.79	27	-42.79	269	156	V
			5.9475	-48.28	Pk	34.9	11.8	0	-36.2	-37.78	-27	-10.78	269	156	V
EHT40 (SU Mode)	5755	6 + 5	5.6485	-44.44	Pk	35.1	11.8	0	-34.15	-31.69	-27	-4.69	109	183	H
			5.725	-19.79	Pk	35.2	11.8	0	-34.1	-6.89	27	-33.89	109	183	H
			5.647784	-48.63	Pk	35.1	11.8	0	-34.08	-35.81	-27	-8.81	34	184	V
			5.725	-24.97	Pk	35.2	11.8	0	-34.1	-12.07	27	-39.07	34	184	V
	5795		5.85	-35.12	Pk	35.4	11.8	0	-33.8	-21.72	27	-48.72	109	162	H
			5.9526	-48.67	Pk	35.6	11.8	0	-33.6	-34.87	-27	-7.87	109	162	H
			5.85	-37.43	Pk	35.4	11.8	0	-33.8	-24.03	27	-51.03	47	162	V
			5.954425	-49.89	Pk	35.6	11.8	0	-33.5	-35.99	-27	-8.99	47	162	V
EHT80 (SU Mode)	5775 (Lower)	6 + 5	5.645134	-40.38	Pk	34.4	11.8	0	-37.34	-31.52	-27	-4.52	90	126	H
			5.725	-29.91	Pk	34.6	11.8	0	-37.13	-20.64	27	-47.64	90	126	H
			5.630867	-44.92	Pk	34.4	11.8	0	-37.39	-36.11	-27	-9.11	21	166	V
			5.725	-35.91	Pk	34.6	11.8	0	-37.13	-26.64	27	-53.64	21	166	V
	5775 (Upper)		5.85	-26.91	Pk	35.4	11.8	0	-33.8	-13.51	27	-40.51	22	127	H
			5.9285	-45.3	Pk	35.5	11.8	0	-33.6	-31.6	-27	-4.6	22	127	H
			5.85	-32.39	Pk	35.4	11.8	0	-33.8	-18.99	27	-45.99	304	214	V
			5.940275	-49.17	Pk	35.5	11.8	0	-33.5	-35.37	-27	-8.37	304	214	V

Pk - Peak detector

UL LLC.
47173 Benicia Street, Fremont, CA 94538; USA. TEL:(510) 319-4000 FAX:(510) 661-0888
This report shall not be reproduced except in full, without the written approval of UL LLC.

2TX Antenna 6 + Antenna 5 OFDMA MODE: SU, Single User

BANDEDGE (LOW CHANNEL / 5745MHz)

HORIZONTAL RESULT

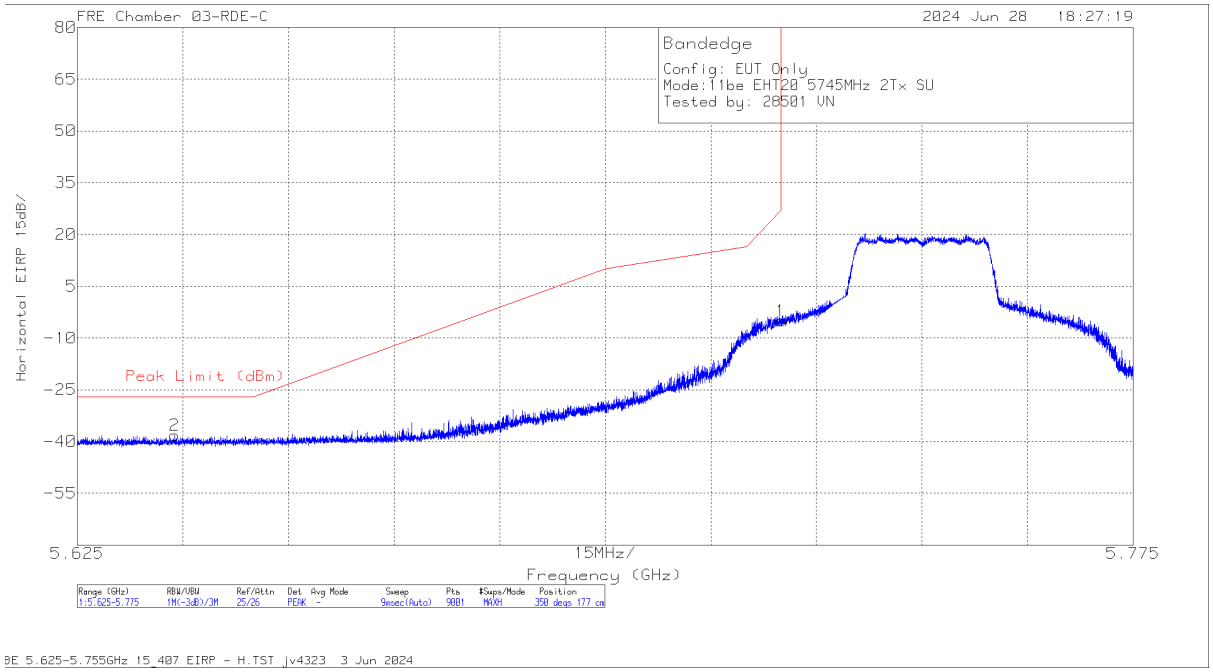

Marker	Frequency (GHz)	Meter Reading (dBm)	Det	223084 ACF (dB/m)	Conversion Factor (dB)	DCCF (dB)	Gain/Loss (dB)	Corrected Reading EIRP (dBm)	Peak Limit (dBm)	PK Margin (dB)	Azimuth (Degs)	Height (cm)	Polarity
2	5.63885	-47.69	Pk	34.6	11.8	0	-36.9	-38.19	-27	-11.19	350	177	H
1	5.725	-14.96	Pk	34.7	11.8	0	-36.6	-5.06	27	-32.06	350	177	H

Pk - Peak detector

UL LLC.
47173 Benicia Street, Fremont, CA 94538; USA. TEL:(510) 319-4000 FAX:(510) 661-0888
This report shall not be reproduced except in full, without the written approval of UL LLC.

2TX Antenna 6 + Antenna 5 OFDMA MODE: SU, Single User

BANDEDGE (LOW CHANNEL / 5745MHz)

VERTICAL RESULT

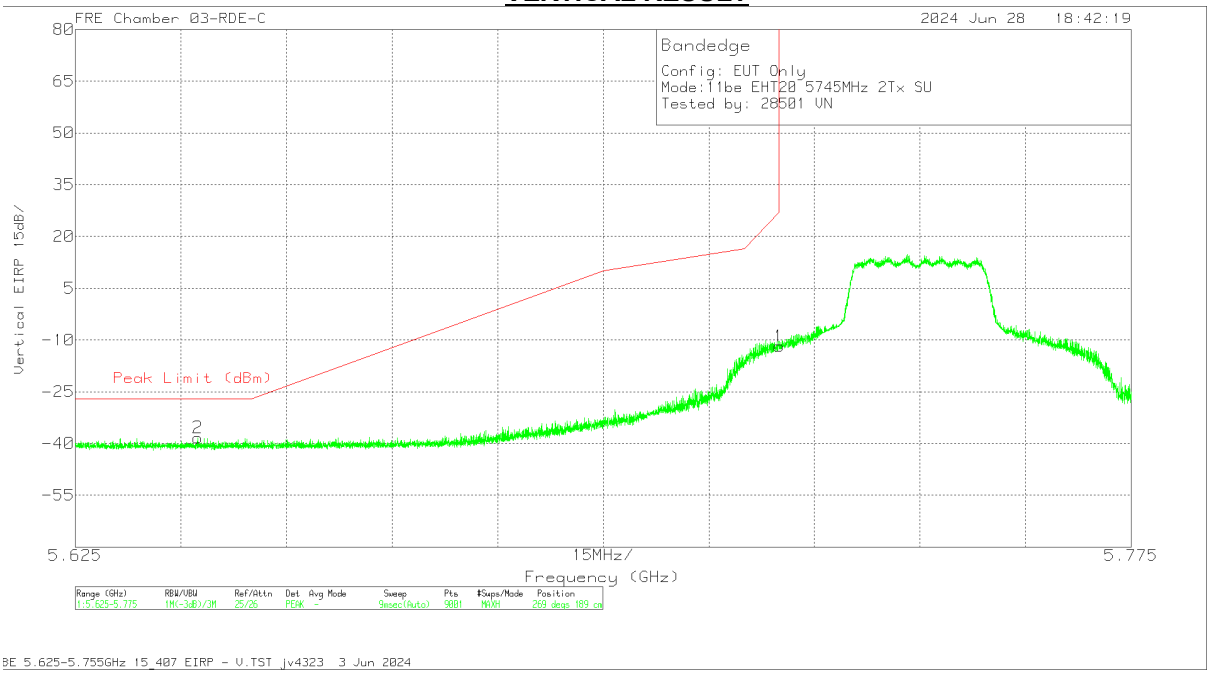

Marker	Frequency (GHz)	Meter Reading (dBm)	Det	223084 ACF (dB/m)	Conversion Factor (dB)	DCCF (dB)	Gain/Loss (dB)	Corrected Reading EIRP (dBm)	Peak Limit (dBm)	PK Margin (dB)	Azimuth (Degs)	Height (cm)	Polarity
2	5.642417	-47.85	Pk	34.6	11.8	0	-36.9	-38.35	-27	-11.35	269	189	V
1	5.725	-21.7	Pk	34.7	11.8	0	-36.6	-11.8	27	-38.8	269	189	V

Pk - Peak detector

UL LLC.
47173 Benicia Street, Fremont, CA 94538; USA. TEL:(510) 319-4000 FAX:(510) 661-0888
This report shall not be reproduced except in full, without the written approval of UL LLC.

BANDEDGE (HIGH CHANNEL / 5825MHz)

HORIZONTAL RESULT

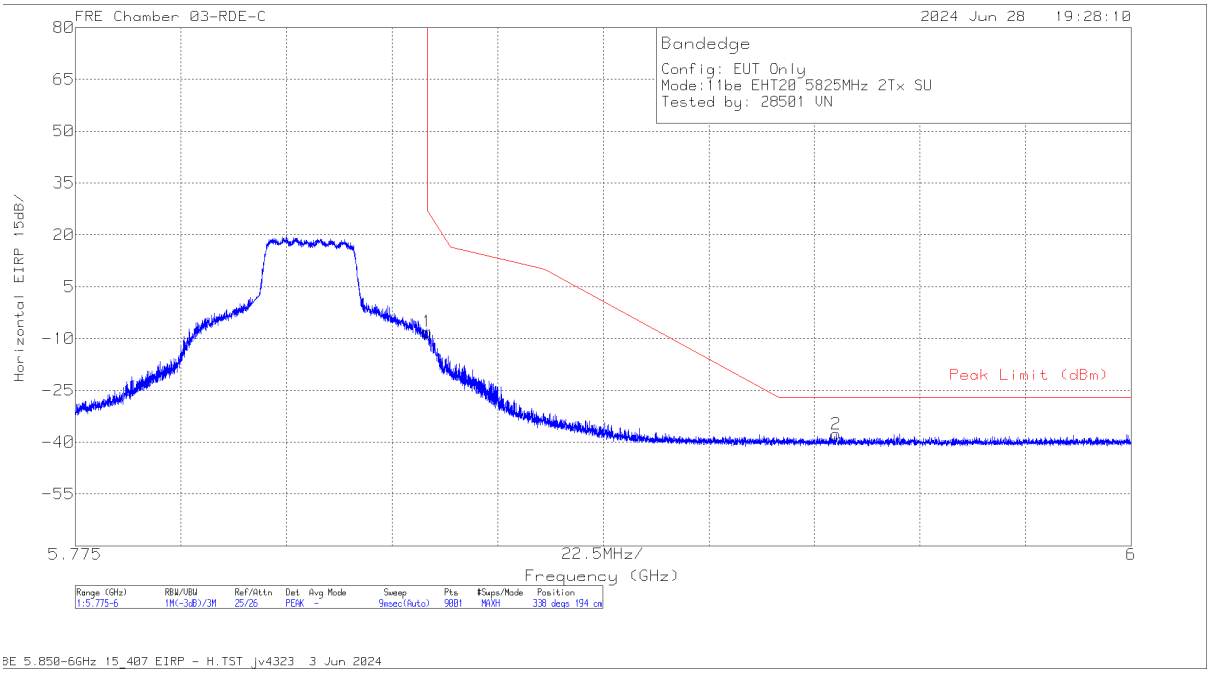

Marker	Frequency (GHz)	Meter Reading (dBm)	Det	223084 ACF (dB/m)	Conversion Factor (dB)	DCCF (dB)	Gain/Loss (dB)	Corrected Reading EIRP (dBm)	Peak Limit (dBm)	PK Margin (dB)	Azimuth (Degs)	Height (cm)	Polarity
1	5.85	-18.46	Pk	34.8	11.8	0	-36.2	-8.06	27	-35.06	338	194	H
2	5.937175	-48.17	Pk	34.9	11.8	0	-36.2	-37.67	-27	-10.67	338	194	H

Pk - Peak detector

UL LLC.
47173 Benicia Street, Fremont, CA 94538; USA. TEL:(510) 319-4000 FAX:(510) 661-0888
This report shall not be reproduced except in full, without the written approval of UL LLC.

BANDEDGE (HIGH CHANNEL / 5825MHz)

VERTICAL RESULT

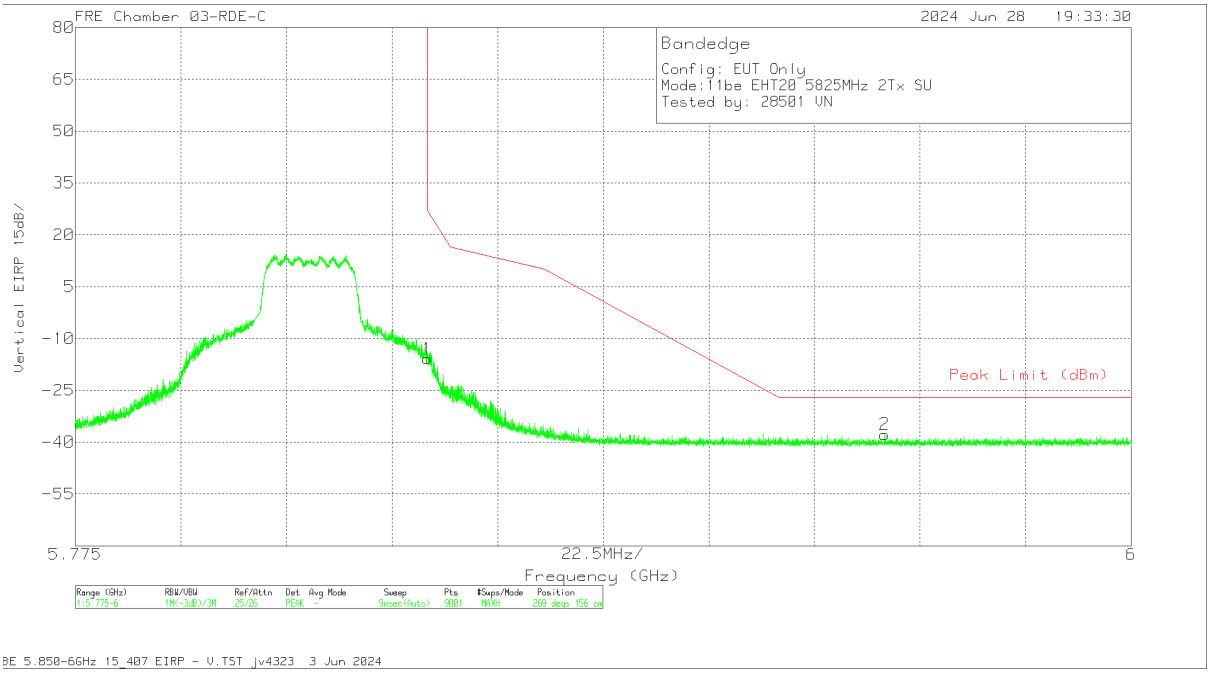

Marker	Frequency (GHz)	Meter Reading (dBm)	Det	223084 ACF (dB/m)	Conversion Factor (dB)	DCCF (dB)	Gain/Loss (dB)	Corrected Reading EIRP (dBm)	Peak Limit (dBm)	PK Margin (dB)	Azimuth (Degs)	Height (cm)	Polarity
1	5.85	-26.19	Pk	34.8	11.8	0	-36.2	-15.79	27	-42.79	269	156	V
2	5.9475	-48.28	Pk	34.9	11.8	0	-36.2	-37.78	-27	-10.78	269	156	V

Pk - Peak detector

UL LLC.
47173 Benicia Street, Fremont, CA 94538; USA. TEL:(510) 319-4000 FAX:(510) 661-0888
This report shall not be reproduced except in full, without the written approval of UL LLC.

1.1.30. 802.11be MIMO PARTIAL RU MODE IN UNII-3 BAND - BANDEDGES

UNII-3 (MIMO CDD)	Channel Frequency (MHz)	Ant. #	Frequency (GHz)	Meter Reading (dBm)	Det	AF (dB/m)	Amp/Cbl/Fltr/Pad (dB)	Conversion Factor (dB)	DCCF (dB)	Corrected Reading EIRP (dBm)	Pk Limit (dBm)	Pk Margin (dB)	Azimuth (Degs)	Height (cm)	Polarity
EHT20 (RU 106 / Index 53)	5745	6 + 5	5.644934	-46.45	Pk	34.4	-37.34	11.8	0	-37.59	-27	-10.59	95	116	H
			5.725	-22.58	Pk	34.6	-37.13	11.8	0	-13.31	27	-40.31	95	116	H
			5.6293	-47.67	Pk	34.4	-37.41	11.8	0	-38.88	-27	-11.88	17	185	V
			5.725	-29.13	Pk	34.6	-37.13	11.8	0	-19.86	27	-46.86	17	185	V
EHT20 (RU 106 / Index 54)	5825		5.85	-25.76	Pk	35	-36.87	11.8	0	-15.83	27	-42.83	89	101	H
			5.941675	-47.52	Pk	35.2	-36.7	11.8	0	-37.22	-27	-10.22	89	101	H
			5.85	-35.89	Pk	35	-36.87	11.8	0	-25.96	27	-52.96	8	160	V
			5.970325	-47.64	Pk	35.3	-36.63	11.8	0	-37.17	-27	-10.17	8	160	V
EHT40 (RU 106 / Index 53)	5755		5.63985	-48.91	Pk	35.1	-34.21	11.8	0	-36.22	-27	-9.22	109	183	H
			5.725	-23.8	Pk	35.2	-34.1	11.8	0	-10.9	27	-37.9	109	183	H
			5.641684	-49.66	Pk	35.1	-34.2	11.8	0	-36.96	-27	-9.96	34	184	V
			5.725	-28.94	Pk	35.2	-34.1	11.8	0	-16.04	27	-43.04	34	184	V
EHT40 (RU 106 / Index 56)	5795		5.85	-42.7	Pk	35.4	-33.8	11.8	0	-29.3	27	-56.3	109	162	H
			5.9754	-49.58	Pk	35.6	-33.64	11.8	0	-35.82	-27	-8.82	109	162	H
			5.85	-47.26	Pk	35.4	-33.8	11.8	0	-33.86	27	-60.86	47	162	V
			5.977325	-48.87	Pk	35.6	-33.8	11.8	0	-35.27	-27	-8.27	47	162	V
EHT80 (RU 242 / Index 61)	5775		5.640284	-42.35	Pk	34.4	-39.3	11.8	0	-35.45	-27	-8.45	355	169	H
			5.725	-14.8	Pk	34.5	-39.1	11.8	0	-7.6	27	-34.6	355	169	H
			5.639134	-44.96	Pk	34.4	-39.3	11.8	0	-38.06	-27	-11.06	291	200	V
			5.725	-17.73	Pk	34.5	-39.1	11.8	0	-10.53	27	-37.53	291	200	V
EHT80 (RU242 / Index S64)	5775		5.85	-33.15	Pk	34.7	-38.8	11.8	0	-25.45	27	-52.45	356	164	H
			5.931675	-45.26	Pk	34.9	-38.6	11.8	0	-37.16	-27	-10.16	356	164	H
			5.85	-38.55	Pk	34.7	-38.8	11.8	0	-30.85	27	-57.85	292	293	V
			5.960125	-46.91	Pk	35	-38.5	11.8	0	-38.61	-27	-11.61	292	293	V

Pk - Peak detector

UL LLC.
47173 Benicia Street, Fremont, CA 94538; USA. TEL:(510) 319-4000 FAX:(510) 661-0888
This report shall not be reproduced except in full, without the written approval of UL LLC.

2TX Antenna 6 + Antenna 5 OFDMA MODE: RU 106 Index 53

BANDEDGE (LOW CHANNEL / 5745MHz)

HORIZONTAL RESULT

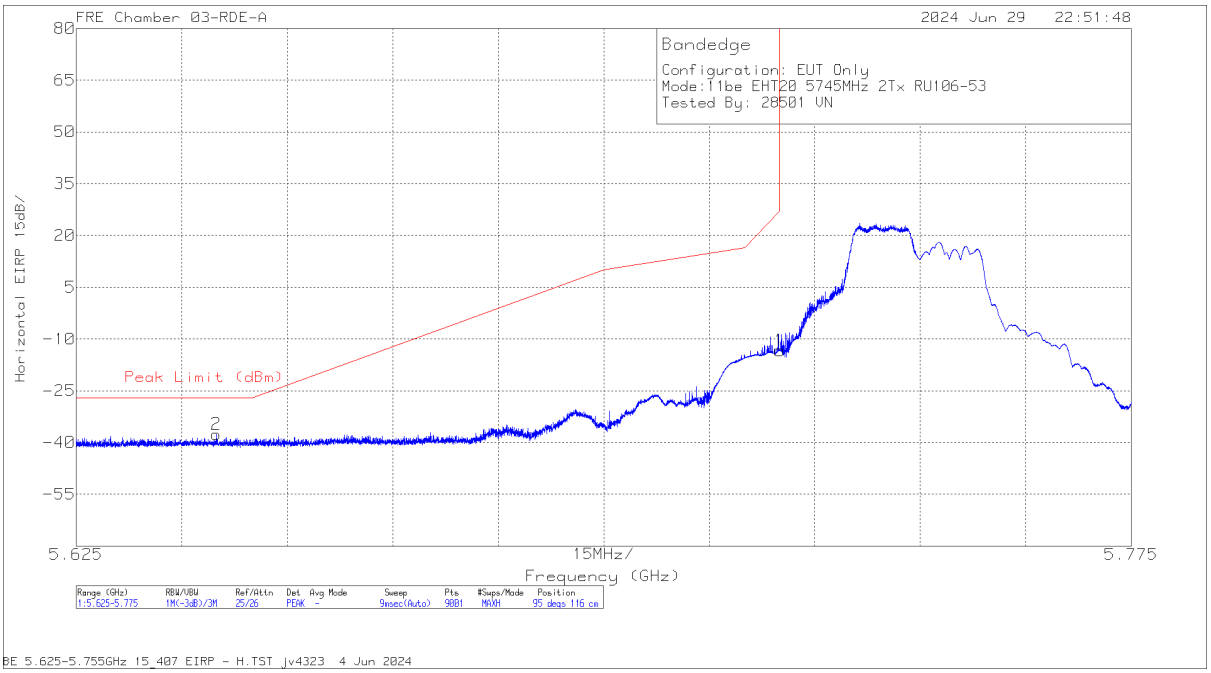

Marker	Frequency (GHz)	Meter Reading (dBm)	Det	226673 ACF (dB/m)	Conversion Factor (dB)	DCCF (dB)	Gain/Loss (dB)	Corrected Reading EIRP (dBm)	Peak Limit (dBm)	PK Margin (dB)	Azimuth (Degs)	Height (cm)	Polarity
2	5.644934	-46.45	Pk	34.4	11.8	0	-37.34	-37.59	-27	-10.59	95	116	H
1	5.725	-22.58	Pk	34.6	11.8	0	-37.13	-13.31	27	-40.31	95	116	H

Pk - Peak detector

UL LLC.
47173 Benicia Street, Fremont, CA 94538; USA. TEL:(510) 319-4000 FAX:(510) 661-0888
This report shall not be reproduced except in full, without the written approval of UL LLC.

2TX Antenna 6 + Antenna 5 OFDMA MODE: RU 106 Index 53

BANDEDGE (LOW CHANNEL / 5745MHz)

VERTICAL RESULT

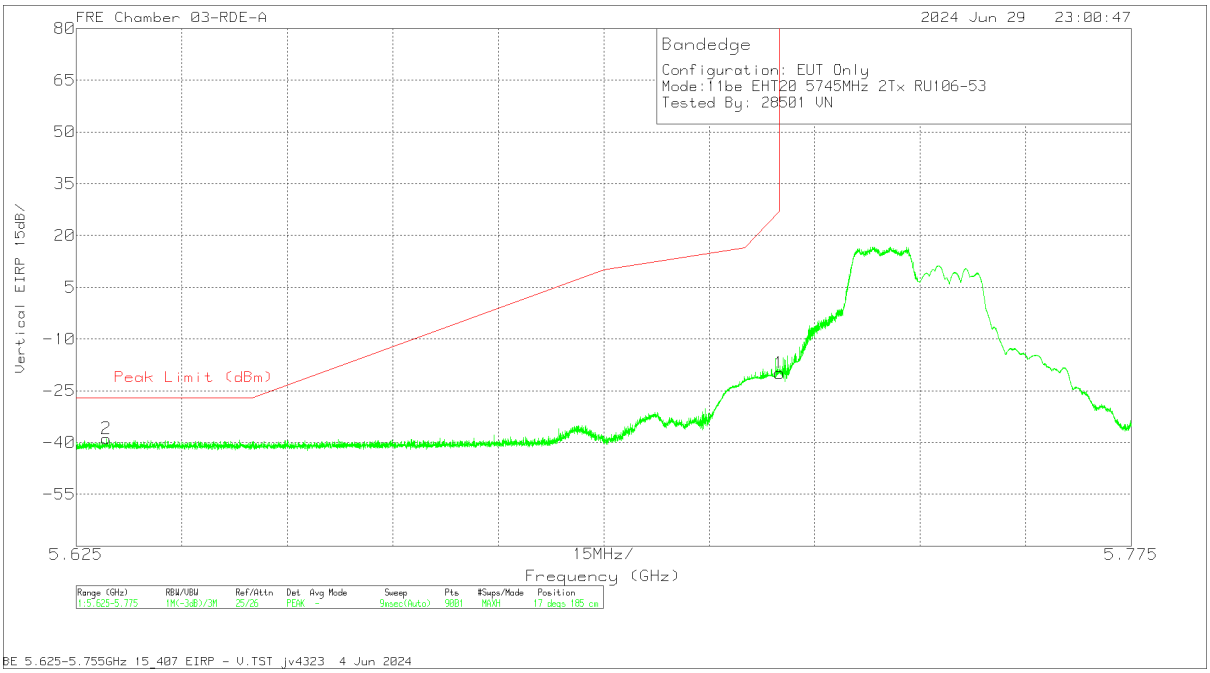

Marker	Frequency (GHz)	Meter Reading (dBm)	Det	226673 ACF (dB/m)	Conversion Factor (dB)	DCCF (dB)	Gain/Loss (dB)	Corrected Reading EIRP (dBm)	Peak Limit (dBm)	PK Margin (dB)	Azimuth (Degs)	Height (cm)	Polarity
2	5.6293	-47.67	Pk	34.4	11.8	0	-37.41	-38.88	-27	-11.88	17	185	V
1	5.725	-29.13	Pk	34.6	11.8	0	-37.13	-19.86	27	-46.86	17	185	V

Pk - Peak detector

UL LLC.
47173 Benicia Street, Fremont, CA 94538; USA. TEL:(510) 319-4000 FAX:(510) 661-0888
This report shall not be reproduced except in full, without the written approval of UL LLC.

2TX Antenna 6 + Antenna 5 OFDMA MODE: RU 106 Index

BANDEDGE (HIGH CHANNEL / 5825MHz)

HORIZONTAL RESULT

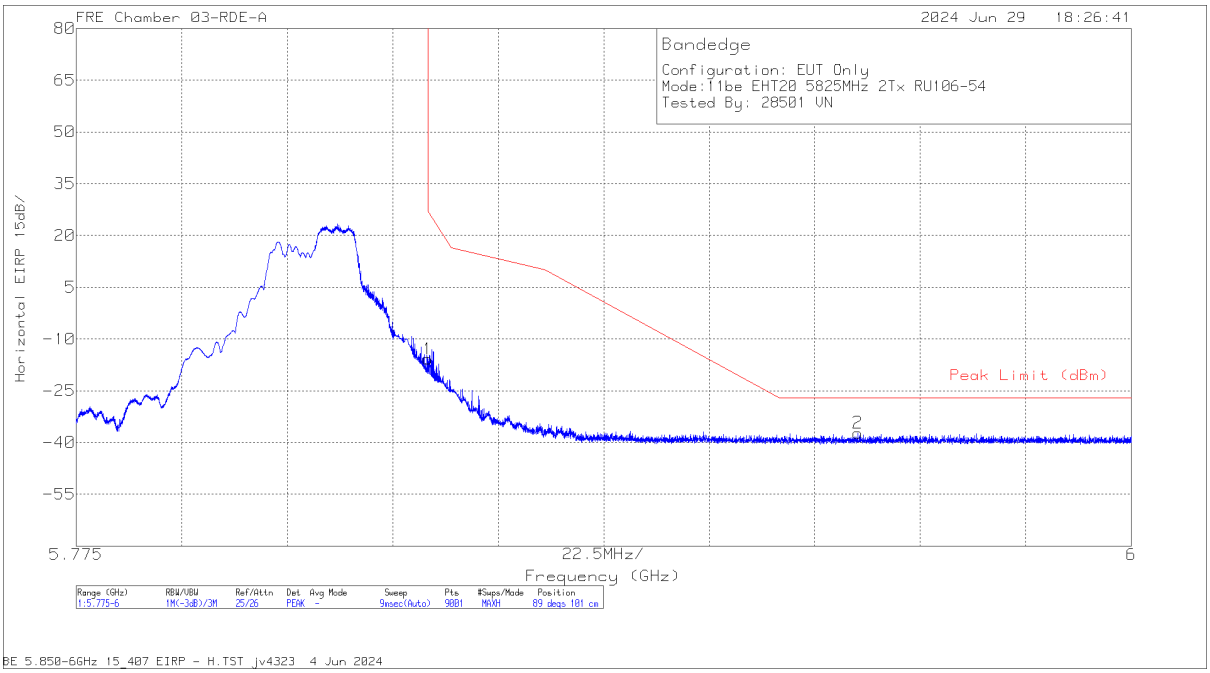

Marker	Frequency (GHz)	Meter Reading (dBm)	Det	226673 ACF (dB/m)	Conversion Factor (dB)	DCCF (dB)	Gain/Loss (dB)	Corrected Reading EIRP (dBm)	Peak Limit (dBm)	PK Margin (dB)	Azimuth (Degs)	Height (cm)	Polarity
1	5.85	-25.76	Pk	35	11.8	0	-36.87	-15.83	27	-42.83	89	101	H
2	5.941675	-47.52	Pk	35.2	11.8	0	-36.7	-37.22	-27	-10.22	89	101	H

Pk - Peak detector

UL LLC.
47173 Benicia Street, Fremont, CA 94538; USA. TEL:(510) 319-4000 FAX:(510) 661-0888
This report shall not be reproduced except in full, without the written approval of UL LLC.

2TX Antenna 6 + Antenna 5 OFDMA MODE: RU 106 Index

BANDEDGE (HIGH CHANNEL / 5825MHz)

VERTICAL RESULT

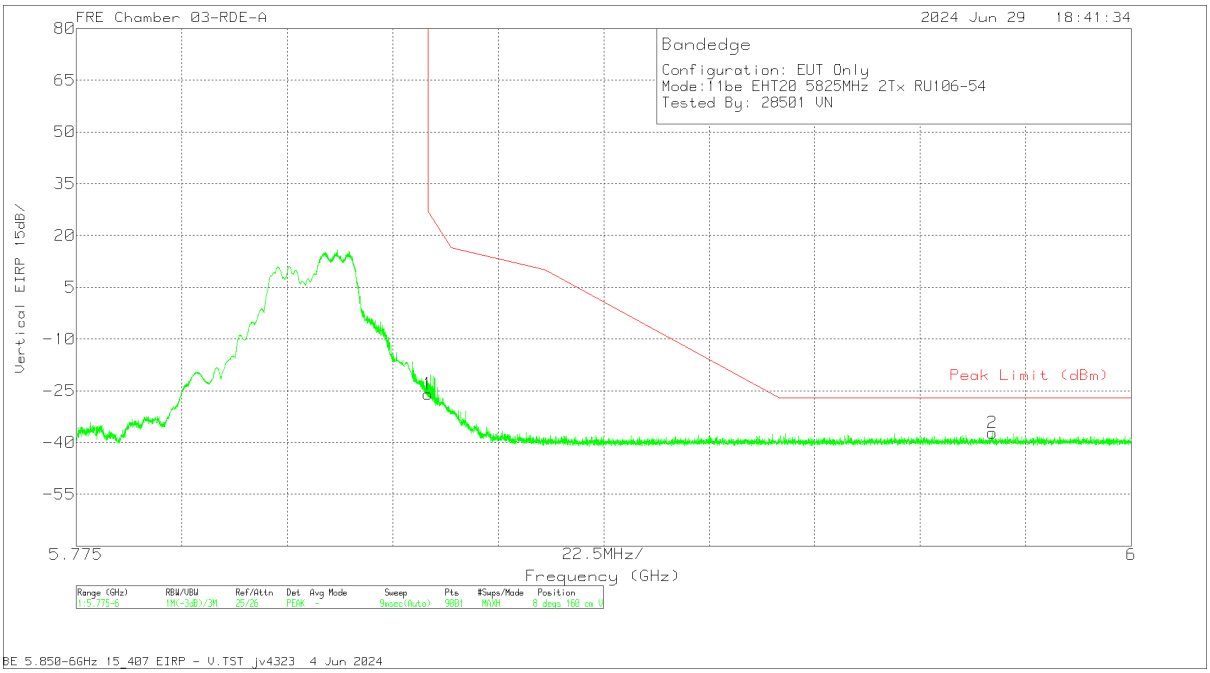

Marker	Frequency (GHz)	Meter Reading (dBm)	Det	226673 ACF (dB/m)	Conversion Factor (dB)	DCCF (dB)	Gain/Loss (dB)	Corrected Reading EIRP (dBm)	Peak Limit (dBm)	PK Margin (dB)	Azimuth (Degs)	Height (cm)	Polarity
1	5.85	-35.89	Pk	35	11.8	0	-36.87	-25.96	27	-52.96	8	160	V
2	5.970325	-47.64	Pk	35.3	11.8	0	-36.63	-37.17	-27	-10.17	8	160	V

Pk - Peak detector

UL LLC.
47173 Benicia Street, Fremont, CA 94538; USA. TEL:(510) 319-4000 FAX:(510) 661-0888
This report shall not be reproduced except in full, without the written approval of UL LLC.

1.1.31. 802.11n/ac MIMO MODE IN UNII-3 BAND – SPURIOUS EMISSIONS

20MHz

UNII-3 (MIMO CDD)	Channel Frequency (MHz)	Ant. #	Frequency (GHz)	Meter Reading (dBuV)	Det	AF (dB/m)	Amp/Cbl/Fltr/Pad (dB)	DCCF (dB)	Corrected Reading (dBuV/m)	Avg Limit (dBuV/m)	Avg Margin (dB)	Pk Limit (dBuV/m)	Pk Margin (dB)	Azimuth (Degs)	Height (cm)	Polarity
11n/ac (Highest Power)	5745	6 + 5	* 2.732639	60.87	PK-U	32.4	-48.9	0	44.37	-	-	74	-29.63	288	380	H
			* 2.729385	48.45	ADR	32.4	-49	0.1	31.95	54	-22.05	-	-	288	380	H
			* 3.605068	58.29	PK-U	33	-47.2	0	44.09	-	-	74	-29.91	10	132	H
			* 3.603924	46.23	ADR	33	-47.2	0.1	32.13	54	-21.87	-	-	10	132	H
			* 2.717902	60.64	PK-U	32.5	-49.1	0	44.04	-	-	74	-29.96	261	306	V
			* 2.714967	48.84	ADR	32.5	-49	0.1	32.44	54	-21.56	-	-	261	306	V
			* 3.612206	58.15	PK-U	33	-47.3	0	43.85	-	-	74	-30.15	237	174	V
			* 3.615069	46.17	ADR	33	-47.3	0.1	31.97	54	-22.03	-	-	237	174	V
			* 8.494821	56.46	PK-U	35.7	-43.88	0	48.28	-	-	74	-25.72	87	105	H
			* 8.494009	44.63	ADR	35.7	-43.8	0.1	36.63	54	-17.37	-	-	87	105	H
			* 8.433361	57.07	PK-U	35.7	-44.5	0	48.27	-	-	74	-25.73	44	205	V
			* 8.433418	45.21	ADR	35.7	-44.5	0.1	36.51	54	-17.49	-	-	44	205	V
	5785	6 + 5	* 2.708701	60.31	PK-U	32.5	-48.97	0	43.84	-	-	74	-30.16	26	121	H
			* 2.712125	48.85	ADR	32.5	-49	0.1	32.45	54	-21.55	-	-	26	121	H
			* 3.899259	56.77	PK-U	33.3	-46.8	0	43.27	-	-	74	-30.73	167	277	H
			* 3.902982	45.27	ADR	33.3	-46.7	0.1	31.97	54	-22.03	-	-	167	277	H
			* 2.710595	60.42	PK-U	32.5	-49	0	43.92	-	-	74	-30.08	71	128	V
			* 2.708139	48.67	ADR	32.5	-48.91	0.1	32.36	54	-21.64	-	-	71	128	V
			* 3.902466	56.9	PK-U	33.3	-46.75	0	43.45	-	-	74	-30.55	354	310	V
			* 3.899545	45.49	ADR	33.3	-46.8	0.1	32.09	54	-21.91	-	-	354	310	V
			* 8.49465	56.07	PK-U	35.7	-43.86	0	47.91	-	-	74	-26.09	252	381	H
			* 8.492409	44.53	ADR	35.7	-43.8	0.1	36.53	54	-17.47	-	-	252	381	H
			8.50889	55.75	PK-U	35.7	-44	0	47.45	-	-	68.2	-20.75	242	307	V
	5825	6 + 5	* 2.693741	59.71	PK-U	32.5	-49	0	43.21	-	-	74	-30.79	194	201	H
			* 2.694889	48.04	ADR	32.5	-49	0.1	31.64	54	-22.36	-	-	194	201	H
			* 3.749533	57.96	PK-U	33	-47.3	0	43.66	-	-	74	-30.34	241	285	H
			* 3.751441	46.58	ADR	33	-47.3	0.1	32.38	54	-21.62	-	-	241	285	H
			* 2.709869	60.37	PK-U	32.5	-49	0	43.87	-	-	74	-30.13	284	230	V
			* 2.711661	48.67	ADR	32.5	-49	0.1	32.27	54	-21.73	-	-	284	230	V
			* 3.767945	58.07	PK-U	33.1	-47.4	0	43.77	-	-	74	-30.23	317	226	V
			* 3.768992	46.57	ADR	33.1	-47.4	0.1	32.37	54	-21.63	-	-	317	226	V
			* 8.462572	56.24	PK-U	35.7	-44.04	0	47.9	-	-	74	-26.1	42	302	H
			* 8.463261	44.59	ADR	35.7	-44	0.1	36.39	54	-17.61	-	-	42	302	H
			* 8.483784	55.8	PK-U	35.7	-44.1	0	47.4	-	-	74	-26.6	83	181	V
			* 8.482963	44.46	ADR	35.7	-44.1	0.1	36.16	54	-17.84	-	-	83	181	V

* - indicates frequency in CFR47 Pt 15 / IC RSS-Restricted Band
PK-U - U-NII: Maximum Peak
ADR - U-NII AD primary method, RMS average

40MHz

UNII-3 (MIMO CDD)	Channel Frequency (MHz)	Ant. #	Frequency (GHz)	Meter Reading (dBuV)	Det	AF (dB/m)	Amp/Cbl/Fltr/Pad (dB)	DCCF (dB)	Corrected Reading (dBuV/m)	Avg Limit (dBuV/m)	Avg Margin (dB)	Pk Limit (dBuV/m)	Pk Margin (dB)	Azimuth (Degs)	Height (cm)	Polarity
11ac/n (Highest Power)	5755	6 + 5	* 3.997383	57.53	PK-U	33.4	0	-47	43.93	-	-	74	-30.07	207	114	H
			* 3.996131	46.09	ADR	33.4	0.1	-47.09	32.5	54	-21.5	-	-	207	114	H
			* 3.978506	58.55	PK-U	33.4	0	-47.3	44.65	-	-	74	-29.35	291	343	V
			* 3.979076	46.38	ADR	33.4	0.1	-47.31	32.57	54	-21.43	-	-	291	343	V
			* 8.036186	57.25	PK-U	35.8	0	-45.3	47.75	-	-	74	-26.25	307	242	V
			* 8.034219	45.3	ADR	35.8	0.1	-45.3	35.9	54	-18.1	-	-	307	242	V
			3.019877	59.02	PK-U	32.7	0	-48	43.72	-	-	68.2	-24.48	176	298	V
			3.027132	58.59	PK-U	32.7	0	-47.89	43.4	-	-	68.2	-24.8	109	181	H
			8.007867	56.76	PK-U	35.8	0	-45.3	47.26	-	-	68.2	-20.94	33	181	H
	5795	6 + 5	* 4.081374	57.71	PK-U	33.3	0	-46.96	44.05	-	-	74	-29.95	356	385	H
			* 4.081699	45.99	ADR	33.3	0.1	-46.93	32.46	54	-21.54	-	-	356	385	H
			* 4.075757	57.58	PK-U	33.3	0	-47	43.88	-	-	74	-30.12	55	257	V
			* 4.074518	46.01	ADR	33.3	0.1	-47	32.41	54	-21.59	-	-	55	257	V
			* 8.431594	56.13	PK-U	35.7	0	-44.4	47.43	-	-	74	-26.57	125	387	H
			* 8.43141	44.71	ADR	35.7	0.1	-44.4	36.11	54	-17.89	-	-	125	387	H
			* 8.429336	57.21	PK-U	35.7	0	-44.33	48.58	-	-	74	-25.42	283	321	V
			* 8.430071	44.95	ADR	35.7	0.1	-44.4	36.35	54	-17.65	-	-	283	321	V
			3.098038	58.34	PK-U	32.9	0	-47.9	43.34	-	-	68.2	-24.86	26	170	V
			3.104693	58.58	PK-U	32.9	0	-48.1	43.38	-	-	68.2	-24.82	268	250	H

* - indicates frequency in CFR47 Pt 15 / IC RSS-Restricted Band
PK-U - U-NII: Maximum Peak
ADR - U-NII AD primary method, RMS average

UL LLC.
47173 Benicia Street, Fremont, CA 94538; USA. TEL:(510) 319-4000 FAX:(510) 661-0888
This report shall not be reproduced except in full, without the written approval of UL LLC.

80MHz

UNII-3 (MIMO CDD)	Channel Frequency (MHz)	Ant. #	Frequency (GHz)	Meter Reading (dBuV)	Det	AF (dB/m)	Amp/Cbl/Fltr/Pad (dB)	DCCF (dB)	Corrected Reading (dBuV/m)	Avg Limit (dBuV/m)	Avg Margin (dB)	Pk Limit (dBuV/m)	Pk Margin (dB)	Azimuth (Degs)	Height (cm)	Polarity
11n/ac (Highest Power)	5775	6 + 5	2.395843	60.65	PK-U	32.1	-49.48	0	43.27	-	-	68.2	-24.93	360	200	V
			2.400609	60.18	PK-U	32.1	-49.46	0	42.82	-	-	68.2	-25.38	360	101	H
			10.313699	58.66	PK-U	37.7	-45.7	0	50.66	-	-	68.2	-17.54	360	200	V
			* 10.642486	57.61	PK-U	37.9	-45	0	50.51	-	-	74	-23.49	360	101	H
			15.179864	55.81	PK-U	39.9	-42	0	53.71	-	-	68.2	-14.49	360	101	H
			15.196518	55.98	PK-U	39.9	-41.7	0	54.18	-	-	68.2	-14.02	360	200	V

* - indicates frequency in CFR47 Pt 15 / IC RSS-Restricted Band
PK-U - U-NII: Maximum Peak
ADR - U-NII AD primary method, RMS average

UL LLC.
47173 Benicia Street, Fremont, CA 94538; USA. TEL:(510) 319-4000 FAX:(510) 661-0888
This report shall not be reproduced except in full, without the written approval of UL LLC.

HARMONICS AND SPURIOUS EMISSIONS (LOW CHANNEL / 5745MHz)

LOW CHANNEL RESULTS

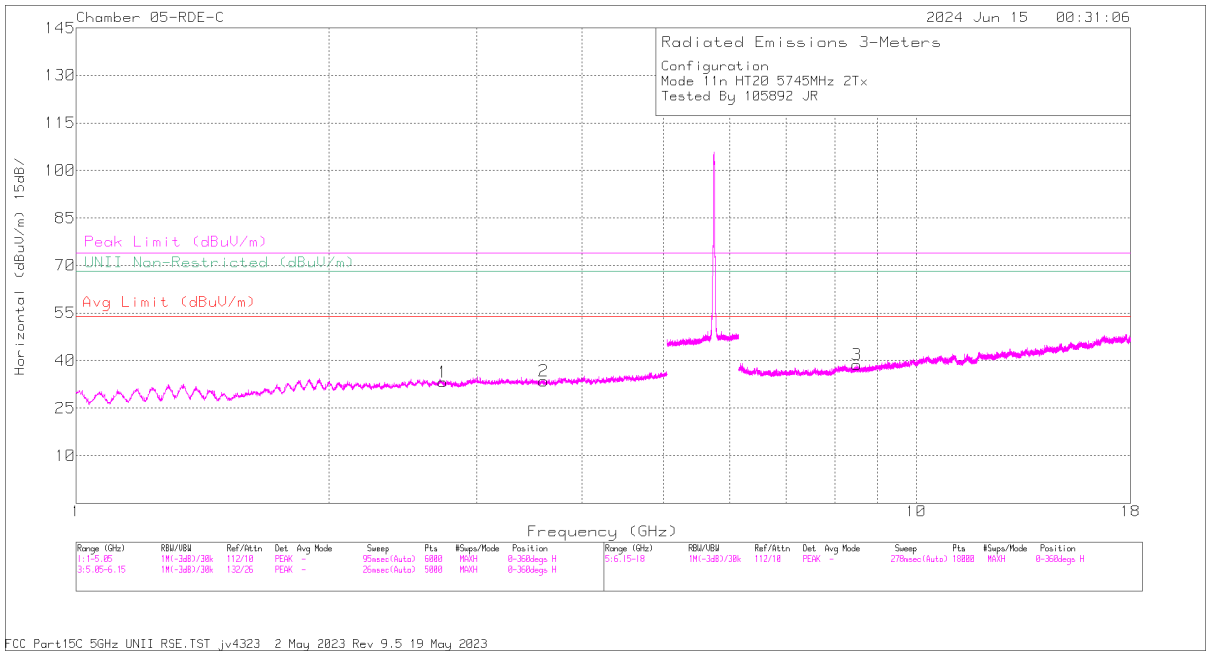

HORIZONTAL

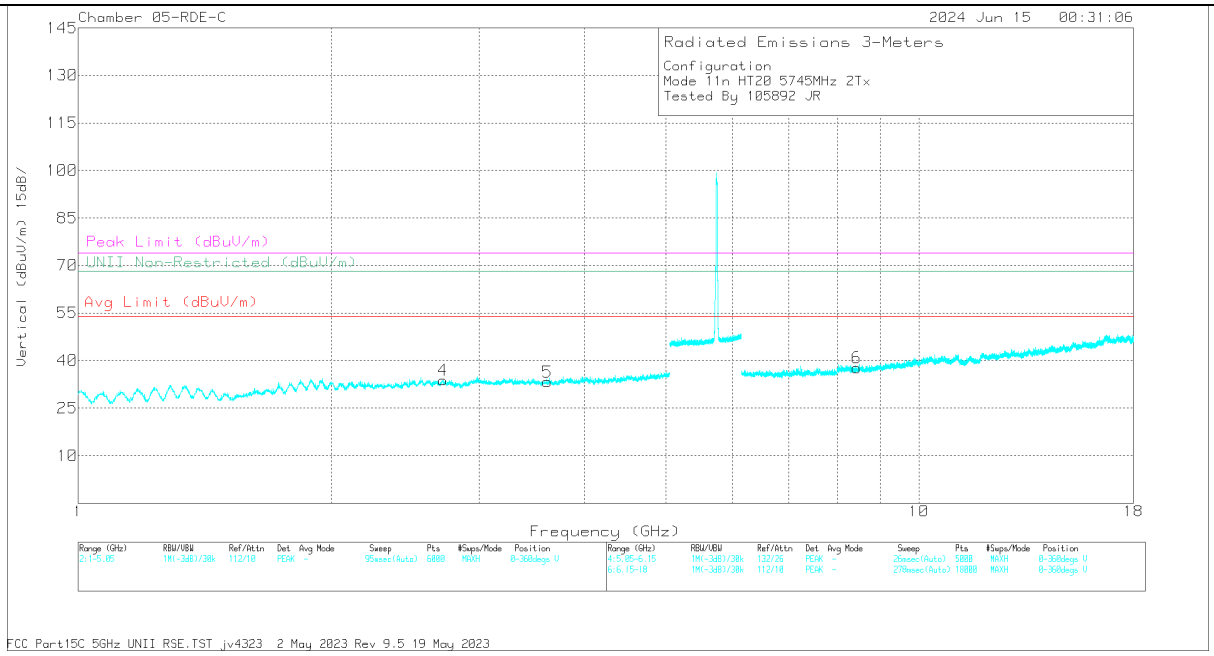

VERTICAL

UL LLC.
47173 Benicia Street, Fremont, CA 94538; USA. TEL:(510) 319-4000 FAX:(510) 661-0888
This report shall not be reproduced except in full, without the written approval of UL LLC.

RADIATED EMISSIONS

Marker	Frequency (GHz)	Meter Reading (dBuV)	Det	81887 ACF (dB/m)	DCCF (dB)	Gain/Loss (dB)	Corrected Reading (dBuV/m)	Avg Limit (dBuV/m)	Margin (dB)	Peak Limit (dBuV/m)	PK Margin (dB)	Azimuth (Degs)	Height (cm)	Polarity
1	* 2.732639	60.87	PK-U	32.4	0	-48.9	44.37	-	-	74	-29.63	288	380	H
1	* 2.729385	48.45	ADR	32.4	0.1	-49	31.95	54	-22.05	-	-	288	380	H
2	* 3.605068	58.29	PK-U	33	0	-47.2	44.09	-	-	74	-29.91	10	132	H
2	* 3.603924	46.23	ADR	33	0.1	-47.2	32.13	54	-21.87	-	-	10	132	H
4	* 2.717902	60.64	PK-U	32.5	0	-49.1	44.04	-	-	74	-29.96	261	306	V
4	* 2.714967	48.84	ADR	32.5	0.1	-49	32.44	54	-21.56	-	-	261	306	V
5	* 3.612206	58.15	PK-U	33	0	-47.3	43.85	-	-	74	-30.15	237	174	V
5	* 3.615069	46.17	ADR	33	0.1	-47.3	31.97	54	-22.03	-	-	237	174	V
3	* 8.494821	56.46	PK-U	35.7	0	-43.88	48.28	-	-	74	-25.72	87	105	H
3	* 8.494009	44.63	ADR	35.7	0.1	-43.8	36.63	54	-17.37	-	-	87	105	H
6	* 8.433361	57.07	PK-U	35.7	0	-44.5	48.27	-	-	74	-25.73	44	205	V
6	* 8.433418	45.21	ADR	35.7	0.1	-44.5	36.51	54	-17.49	-	-	44	205	V

* - indicates frequency in CFR47 Pt 15 / IC RSS-Restricted Band
PK-U - U-NII: Maximum Peak
ADR - U-NII AD primary method, RMS average

UL LLC.
47173 Benicia Street, Fremont, CA 94538; USA. TEL:(510) 319-4000 FAX:(510) 661-0888
This report shall not be reproduced except in full, without the written approval of UL LLC.

1.1.32. 802.11be MIMO MODE IN UNII-3 BAND – SPURIOUS EMISSIONS

20MHz

UNII-2a (MIMO CDD)	Channel Frequency (MHz)	Ant. #	Frequency (GHz)	Meter Reading (dBuV)	Det	AF (dB/m)	Amp/Cbl/Fltr/Pad (dB)	DCCF (dB)	Corrected Reading (dBuV/m)	Avg Limit (dBuV/m)	Avg Margin (dB)	Pk Limit (dBuV/m)	Pk Margin (dB)	Azimuth (Degs)	Height (cm)	Polarity
11be (SU Mode / Highest Power)	5745	6 + 5	3.471908	57.62	PK-U	32.9	-47.1	0	43.42	-	-	68.2	-24.78	232	178	V
			3.483015	57.74	PK-U	32.9	-47.1	0	43.54	-	-	68.2	-24.66	281	196	H
			4.471527	58	PK-U	33.8	-47.4	0	44.4	-	-	68.2	-23.8	209	273	V
			4.499282	58.87	PK-U	33.8	-47.63	0	45.04	-	-	68.2	-23.16	36	165	H
			8.893858	55.72	PK-U	35.8	-43	0	48.52	-	-	68.2	-19.68	240	107	H
			8.929788	56.16	PK-U	35.8	-43.7	0	48.26	-	-	68.2	-19.94	105	294	V
	5785	6 + 5	* 4.300677	58.12	PK-U	33.6	-47.5	0	44.22	-	-	74	-29.78	132	190	H
			* 4.30359	46.18	ADR	33.6	-47.56	0	32.22	54	-21.78	-	-	132	190	H
			* 4.278936	57.47	PK-U	33.6	-47.29	0	43.78	-	-	74	-30.22	318	127	V
			* 4.28075	46.24	ADR	33.6	-47.3	0	32.54	54	-21.46	-	-	318	127	V
			3.386411	57.19	PK-U	33	-47.44	0	42.75	-	-	68.2	-25.45	72	311	V
			3.402827	57.27	PK-U	32.9	-47.4	0	42.77	-	-	68.2	-25.43	194	113	H
			8.636967	56.11	PK-U	35.8	-44.4	0	47.51	-	-	68.2	-20.69	73	275	H
			8.645576	55.82	PK-U	35.8	-44.44	0	47.18	-	-	68.2	-21.02	159	324	V
	5825	6 + 5	2.441168	60.92	PK-U	32.3	-49.5	0	43.72	-	-	68.2	-24.48	0	101	H
			2.441225	60.71	PK-U	32.3	-49.5	0	43.51	-	-	68.2	-24.69	0	200	V
			10.225296	58.94	PK-U	37.7	-45.73	0	50.91	-	-	68.2	-17.29	0	101	V
			10.598621	57.62	PK-U	37.9	-45.26	0	50.26	-	-	68.2	-17.94	0	101	H
			15.316815	54.66	PK-U	40	-40.8	0	53.86	-	-	68.2	-14.34	0	101	H
			*15.491187	43.97	ADR	40.2	-41.1	0	43.07	54	-10.93	-	-	0	200	V
			*15.493508	56.51	PK-U	40.2	-41.05	0	55.66	-	-	74	-18.34	0	200	V
11be (RU 106 / Index 53 Highest PSD)	5745	6 + 5	* 4.194651	58.12	PK-U	33.4	-47.3	0	44.22	-	-	74	-29.78	108	302	H
			* 4.191332	46.03	ADR	33.4	-47.2	0	32.23	54	-21.77	-	-	108	302	H
			* 4.166131	57.07	PK-U	33.4	-47.2	0	43.27	-	-	74	-30.73	289	280	V
			* 4.166142	45.48	ADR	33.4	-47.2	0	31.68	54	-22.32	-	-	289	280	V
			3.229006	57.84	PK-U	33.1	-47.9	0	43.04	-	-	68.2	-25.16	149	153	V
			* 3.26139	58.03	PK-U	33.1	-47.7	0	43.43	-	-	74	-30.57	251	287	H
			* 3.261965	46.82	ADR	33.1	-47.7	0	32.22	54	-21.78	-	-	251	287	H
			8.537187	56.82	PK-U	35.7	-44	0	48.52	-	-	68.2	-19.68	213	373	V
			8.540043	56.83	PK-U	35.7	-44.1	0	48.43	-	-	68.2	-19.77	113	388	H
	5785	6 + 5	* 3.924558	56.79	PK-U	33.3	-46.94	0	43.15	-	-	74	-30.85	118	154	H
			* 3.925515	45.31	ADR	33.3	-46.9	0	31.71	54	-22.29	-	-	118	154	H
			* 3.919391	56.7	PK-U	33.3	-47	0	43	-	-	74	-31	359	230	V
			* 3.919393	45.43	ADR	33.3	-47	0	31.73	54	-22.27	-	-	359	230	V
			2.988725	59.72	PK-U	32.7	-48.5	0	43.92	-	-	68.2	-24.28	330	211	V
			3.000941	59.08	PK-U	32.7	-48.31	0	43.47	-	-	68.2	-24.73	209	206	H
			8.706677	56.34	PK-U	35.8	-43.8	0	48.34	-	-	68.2	-19.86	133	255	V
			8.724641	55.98	PK-U	35.8	-44	0	47.78	-	-	68.2	-20.42	150	261	H
	5825	6 + 5	2.431904	60.79	PK-U	32.2	-49.4	0	43.59	-	-	68.2	-24.61	0	101	V
			2.4486	61.47	PK-U	32.3	-49.5	0	44.27	-	-	68.2	-23.93	0	101	H
			10.329788	59.1	PK-U	37.8	-45.5	0	51.4	-	-	68.2	-16.8	0	101	V
			10.541238	57.73	PK-U	37.9	-45.4	0	50.23	-	-	68.2	-17.97	0	101	H
			15.247298	55.03	PK-U	40	-41.1	0	53.93	-	-	68.2	-14.27	0	199	H
			15.34769	55.14	PK-U	40	-40.8	0	54.34	-	-	68.2	-13.86	0	101	V

* - indicates frequency in CFR47 Pt 15 / IC RSS-Restricted Band
PK-U - U-NII: Maximum Peak
ADR - U-NII AD primary method, RMS average

UL LLC.
47173 Benicia Street, Fremont, CA 94538; USA. TEL:(510) 319-4000 FAX:(510) 661-0888
This report shall not be reproduced except in full, without the written approval of UL LLC.

40MHz

UNII-3	Channel Frequency (MHz)	Ant. #	Frequency (GHz)	Meter Reading (dBuV)	Det	AF (dB/m)	Amp/Cbl/Fltr/Pad (dB)	DCCF (dB)	Corrected Reading (dBuV/m)	Avg Limit (dBuV/m)	Avg Margin (dB)	Pk Limit (dBuV/m)	Pk Margin (dB)	Azimuth (Degs)	Height (cm)	Polarity
11be (SU Mode / Highest Power)	5755	6 + 5	* 8.318778	55.05	PK-U	35.9	-43.29	0	47.66	-	-	74	-26.34	68	311	H
			* 8.31857	43.67	ADR	35.9	-43.28	0.13	36.42	54	-17.58	-	-	68	311	H
			* 15.451442	53.47	PK-U	41.5	-39.02	0	55.95	-	-	74	-18.05	107	216	H
			* 15.449974	41.79	ADR	41.5	-39.01	0.13	44.41	54	-9.59	-	-	107	216	H
			* 8.238326	55.42	PK-U	35.9	-43.09	0	48.23	-	-	74	-25.77	134	328	V
			* 8.238495	43.73	ADR	35.9	-43.09	0.13	36.67	54	-17.33	-	-	134	328	V
			* 15.495223	53	PK-U	41.6	-39.59	0	55.01	-	-	74	-18.99	153	346	V
			* 15.497491	41.75	ADR	41.6	-39.55	0.13	43.93	54	-10.07	-	-	153	346	V
			1.739356	58.75	PK-U	29.5	-48.38	0	39.87	-	-	68.2	-28.33	189	187	V
			1.744808	59.93	PK-U	29.6	-48.35	0	41.18	-	-	68.2	-27.02	322	223	H
	5795	6 + 5	2.442732	59.55	PK-U	33.5	-48.63	0	44.42	-	-	68.2	-23.78	349	157	V
			2.445922	59.15	PK-U	33.5	-48.68	0	43.97	-	-	68.2	-24.23	166	228	H
			9.669477	54.91	PK-U	36.8	-42.79	0	48.92	-	-	68.2	-19.28	235	246	V
			9.6777	54.68	PK-U	36.8	-42.68	0	48.8	-	-	68.2	-19.4	173	244	H
			15.194626	53.39	PK-U	41	-40.31	0	54.08	-	-	68.2	-14.12	95	216	V
			15.197004	53.19	PK-U	41	-40.11	0	54.08	-	-	68.2	-14.12	235	311	H
11be (RU 242 / Index 61 Highest PSD)	5755	6 + 5	* 15.501283	53.16	PK-U	41.6	-39.5	0	55.26	-	-	74	-18.74	244	288	H
			* 15.502207	41.25	ADR	41.6	-39.46	0	43.39	54	-10.61	-	-	244	288	H
			* 15.500057	52.69	PK-U	41.6	-39.57	0	54.72	-	-	74	-19.28	277	177	V
			* 15.499819	41.53	ADR	41.6	-39.56	0	43.57	54	-10.43	-	-	277	177	V
			2.441019	59.82	PK-U	33.5	-48.56	0	44.76	-	-	68.2	-23.44	120	389	V
			2.446514	59.52	PK-U	33.5	-48.65	0	44.37	-	-	68.2	-23.83	237	328	H
			10.126038	55.03	PK-U	37.7	-42.64	0	50.09	-	-	68.2	-18.11	322	344	V
			10.129309	55.07	PK-U	37.7	-42.51	0	50.26	-	-	68.2	-17.94	191	261	H
11be (RU 242 / Index 62 Highest PSD)	5795	6 + 5	* 15.391822	53.61	PK-U	41.4	-40.08	0	54.93	-	-	74	-19.07	20	193	H
			* 15.391736	42.33	ADR	41.4	-40.07	0	43.66	54	-10.34	-	-	20	193	H
			* 15.398362	53.46	PK-U	41.4	-40.17	0	54.69	-	-	74	-19.31	294	193	V
			* 15.395707	42.16	ADR	41.4	-40.12	0	43.44	54	-10.56	-	-	294	193	V
			1.950855	59.9	PK-U	31.5	-48.19	0	43.21	-	-	68.2	-24.99	13	107	H
			1.951259	59.93	PK-U	31.5	-48.17	0	43.26	-	-	68.2	-24.94	16	102	V
			10.142309	55.15	PK-U	37.7	-42.33	0	50.52	-	-	68.2	-17.68	18	104	H
			10.145184	55.11	PK-U	37.7	-42.36	0	50.45	-	-	68.2	-17.75	292	195	V

* - indicates frequency in CFR47 Pt 15 / IC RSS-Restricted Band
PK-U - U-NII: Maximum Peak
ADR - U-NII AD primary method, RMS average

UL LLC.
47173 Benicia Street, Fremont, CA 94538; USA. TEL:(510) 319-4000 FAX:(510) 661-0888
This report shall not be reproduced except in full, without the written approval of UL LLC.

80MHz

UNII-3	Channel Frequency (MHz)	Ant. #	Frequency (GHz)	Meter Reading (dBuV)	Det	AF (dB/m)	Amp/Cbl/Fltr/Pad (dB)	DCCF (dB)	Corrected Reading (dBuV/m)	Avg Limit (dBuV/m)	Avg Margin (dB)	Pk Limit (dBuV/m)	Pk Margin (dB)	Azimuth (Degs)	Height (cm)	Polarity
11be (SU Mode / Highest Power)	5775	6 + 5	2.447271	59.77	PK-U	33.5	-48.6	0	44.67	-	-	68.2	-23.53	86	115	H
			2.44887	59.69	PK-U	33.5	-48.51	0	44.68	-	-	68.2	-23.52	169	228	V
			10.178831	55.1	PK-U	37.7	-41.66	0	51.14	-	-	68.2	-17.06	337	300	V
			10.179896	54.62	PK-U	37.7	-41.62	0	50.7	-	-	68.2	-17.5	178	198	H
			17.206422	51.99	PK-U	41.8	-38.77	0	55.02	-	-	68.2	-13.18	165	224	V
			17.208291	51.84	PK-U	41.8	-38.75	0	54.89	-	-	68.2	-13.31	196	301	H
11be (MRU 52+26 / Index 80 Highest PSD)	5775	6 + 5	* 11.468896	53.28	PK-U	38	-41.74	0	49.54	-	-	74	-24.46	333	208	H
			* 11.468011	41.99	ADR	38	-41.75	0	38.24	54	-15.76	-	-	333	208	H
			* 11.470498	53.53	PK-U	38	-41.82	0	49.71	-	-	74	-24.29	336	199	V
			* 11.470114	41.87	ADR	38	-41.81	0	38.06	54	-15.94	-	-	336	199	V
			7.245445	58.9	PK-U	35.4	-44.6	0	49.7	-	-	68.2	-18.5	32	107	H
			7.246395	57.57	PK-U	35.4	-44.56	0	48.41	-	-	68.2	-19.79	39	207	V
			17.203438	51.39	PK-U	41.8	-38.66	0	54.53	-	-	68.2	-13.67	55	123	V
			17.204025	51.6	PK-U	41.8	-38.83	0	54.57	-	-	68.2	-13.63	227	161	H

* - indicates frequency in CFR47 Pt 15 / IC RSS-Restricted Band
PK-U - U-NII: Maximum Peak
ADR - U-NII AD primary method, RMS average

UL LLC.
47173 Benicia Street, Fremont, CA 94538; USA. TEL:(510) 319-4000 FAX:(510) 661-0888
This report shall not be reproduced except in full, without the written approval of UL LLC.

HARMONICS AND SPURIOUS EMISSIONS (LOW CHANNEL / 5745MHz)

LOW CHANNEL RESULTS

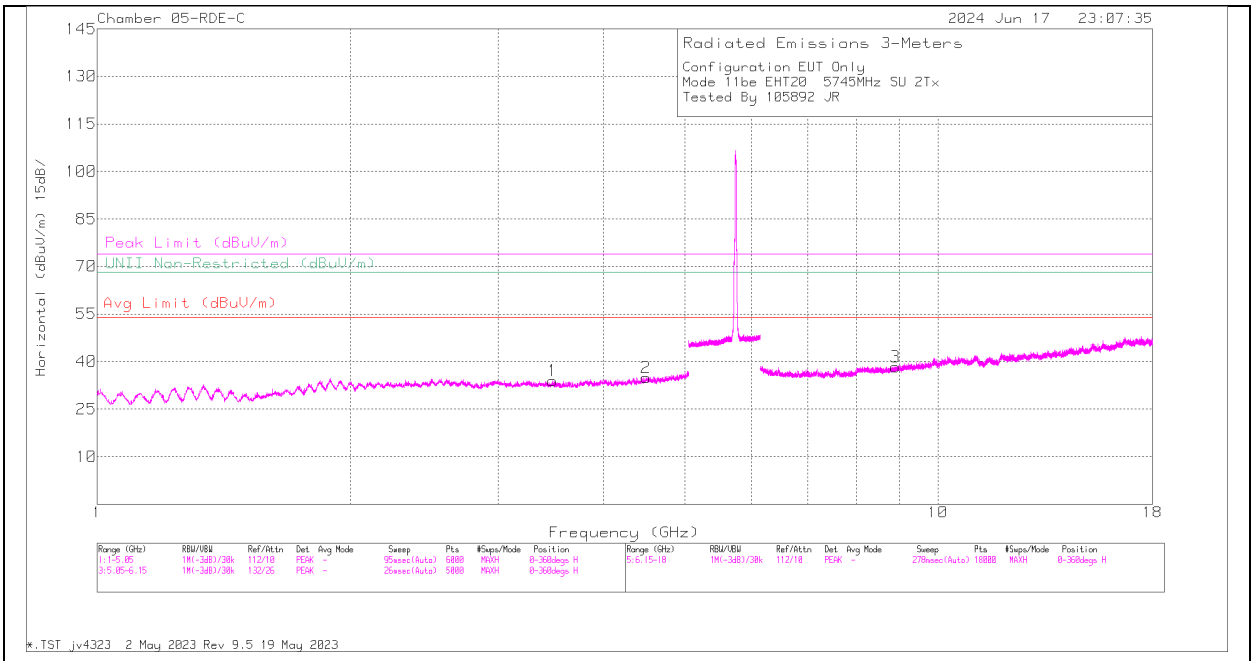

HORIZONTAL

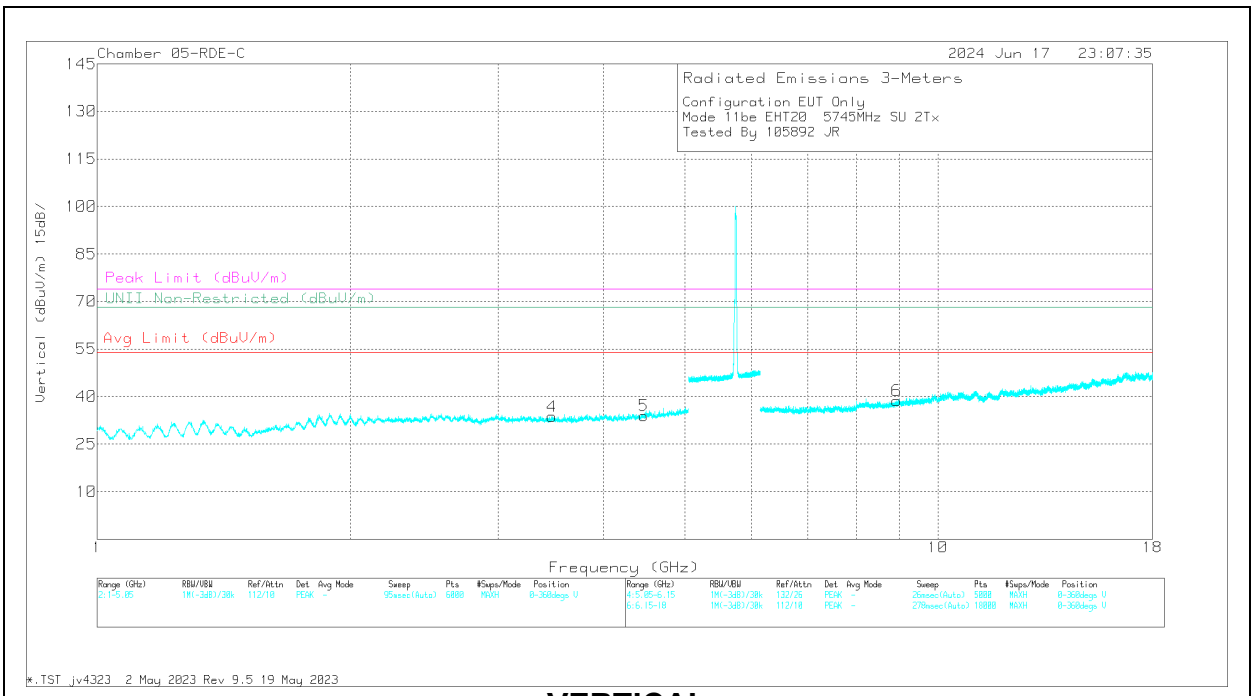

VERTICAL

UL LLC.
47173 Benicia Street, Fremont, CA 94538; USA. TEL:(510) 319-4000 FAX:(510) 661-0888
This report shall not be reproduced except in full, without the written approval of UL LLC.

RADIATED EMISSIONS

Marker	Frequency (GHz)	Meter Reading (dBuV)	Det	81887 ACF (dB/m)	DCCF (dB)	Gain/Loss (dB)	Corrected Reading (dBuV/m)	Avg Limit (dBuV/m)	Margin (dB)	Peak Limit (dBuV/m)	PK Margin (dB)	Azimuth (Degs)	Height (cm)	Polarity
4	3.471908	57.62	PK-U	32.9	0	-47.1	43.42	-	-	68.2	-24.78	232	178	V
1	3.483015	57.74	PK-U	32.9	0	-47.1	43.54	-	-	68.2	-24.66	281	196	H
5	4.471527	58	PK-U	33.8	0	-47.4	44.4	-	-	68.2	-23.8	209	273	V
2	4.499282	58.87	PK-U	33.8	0	-47.63	45.04	-	-	68.2	-23.16	36	165	H
3	8.893858	55.72	PK-U	35.8	0	-43	48.52	-	-	68.2	-19.68	240	107	H
6	8.929788	56.16	PK-U	35.8	0	-43.7	48.26	-	-	68.2	-19.94	105	294	V

* - indicates frequency in CFR47 Pt 15 / IC RSS-Restricted Band
PK-U - U-NII: Maximum Peak
ADR - U-NII AD primary method, RMS average

UL LLC.
47173 Benicia Street, Fremont, CA 94538; USA. TEL:(510) 319-4000 FAX:(510) 661-0888
This report shall not be reproduced except in full, without the written approval of UL LLC.

HARMONICS AND SPURIOUS EMISSIONS (LOW CHANNEL / 5745MHz)

RU106, LOW CHANNEL RESULTS

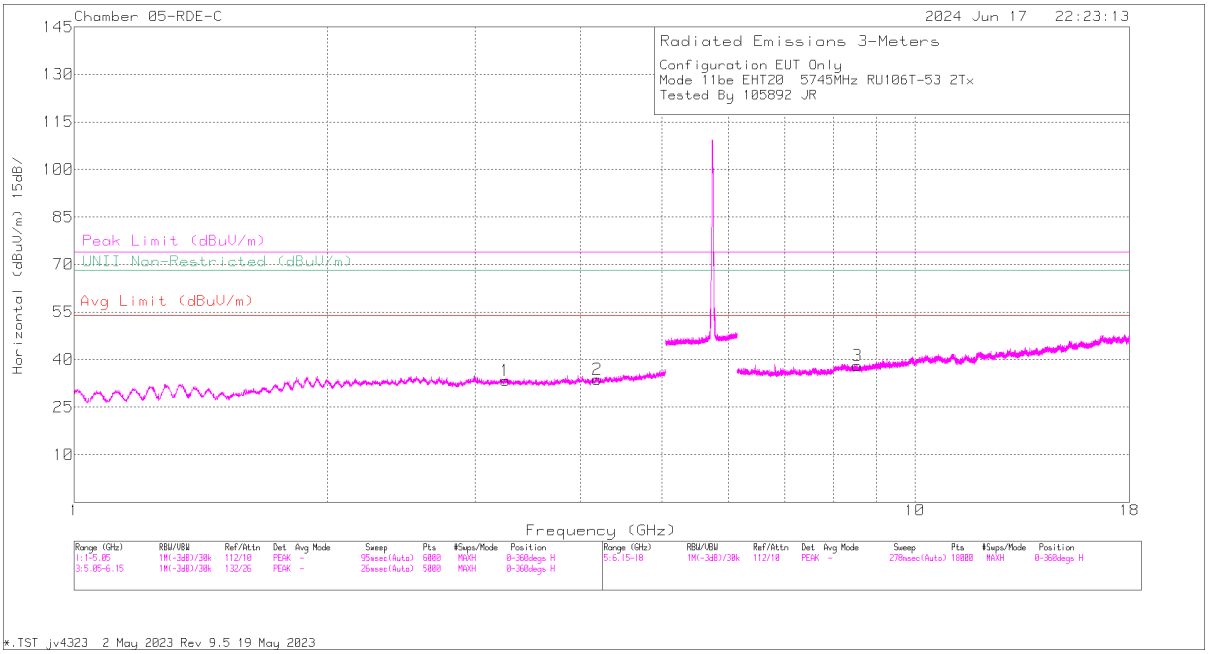

HORIZONTAL

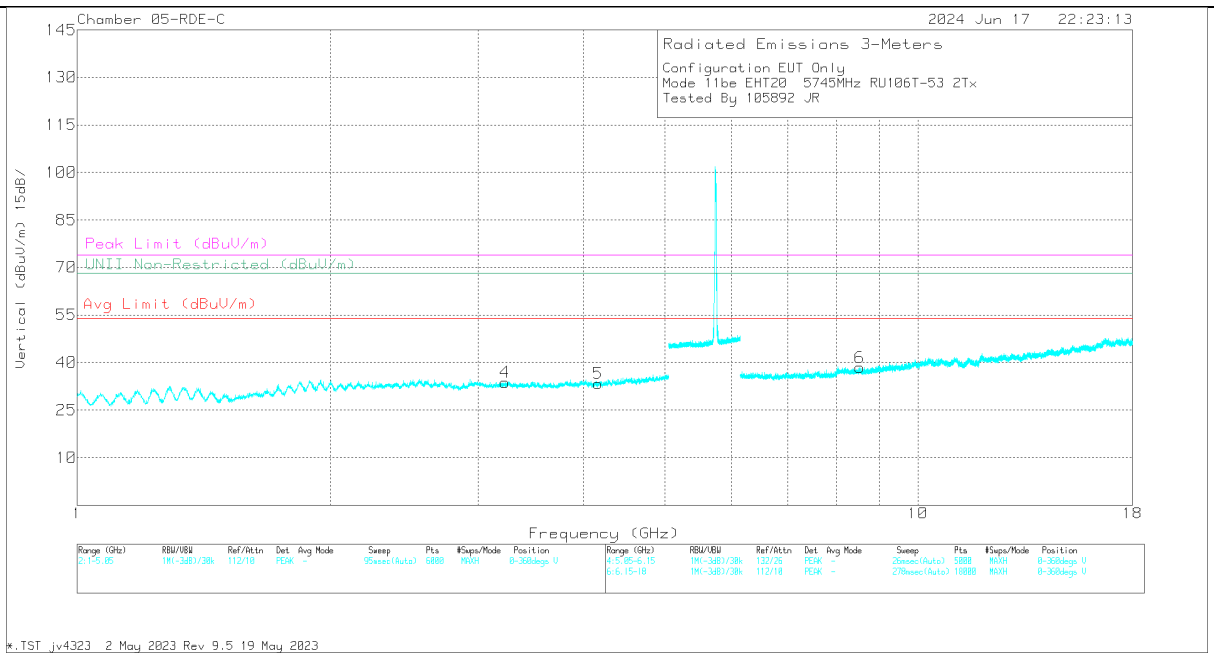

VERTICAL

UL LLC.
47173 Benicia Street, Fremont, CA 94538; USA. TEL:(510) 319-4000 FAX:(510) 661-0888
This report shall not be reproduced except in full, without the written approval of UL LLC.

RADIATED EMISSIONS

Marker	Frequency (GHz)	Meter Reading (dBuV)	Det	81887 ACF (dB/m)	DCCF (dB)	Gain/Loss (dB)	Corrected Reading (dBuV/m)	Avg Limit (dBuV/m)	Margin (dB)	Peak Limit (dBuV/m)	PK Margin (dB)	Azimuth (Degs)	Height (cm)	Polarity
2	* 4.194651	58.12	PK-U	33.4	0	-47.3	44.22	-	-	74	-29.78	108	302	H
2	* 4.191332	46.03	ADR	33.4	0	-47.2	32.23	54	-21.77	-	-	108	302	H
5	* 4.166131	57.07	PK-U	33.4	0	-47.2	43.27	-	-	74	-30.73	289	280	V
5	* 4.166142	45.48	ADR	33.4	0	-47.2	31.68	54	-22.32	-	-	289	280	V
4	3.229006	57.84	PK-U	33.1	0	-47.9	43.04	-	-	68.2	-25.16	149	153	V
1	* 3.26139	58.03	PK-U	33.1	0	-47.7	43.43	-	-	74	-30.57	251	287	H
1	* 3.261965	46.82	ADR	33.1	0	-47.7	32.22	54	-21.78	-	-	251	287	H
6	8.537187	56.82	PK-U	35.7	0	-44	48.52	-	-	68.2	-19.68	213	373	V
3	8.540043	56.83	PK-U	35.7	0	-44.1	48.43	-	-	68.2	-19.77	113	388	H

* - indicates frequency in CFR47 Pt 15 / IC RSS-Restricted Band
PK-U - U-NII: Maximum Peak
ADR - U-NII AD primary method, RMS average

UL LLC.
47173 Benicia Street, Fremont, CA 94538; USA. TEL:(510) 319-4000 FAX:(510) 661-0888
This report shall not be reproduced except in full, without the written approval of UL LLC.

1.2. WORST CASE BELOW 1 GHz

SPURIOUS EMISSIONS 30 TO 1000 MHz (WORST-CASE CONFIGURATION)

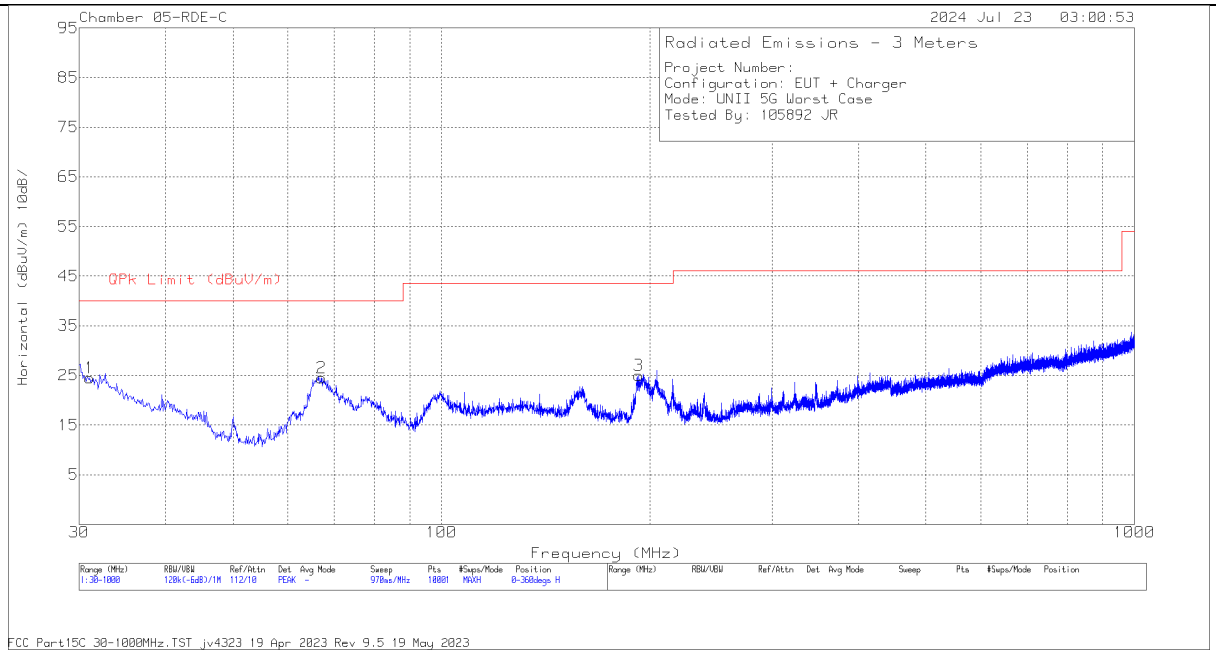

HORIZONTAL

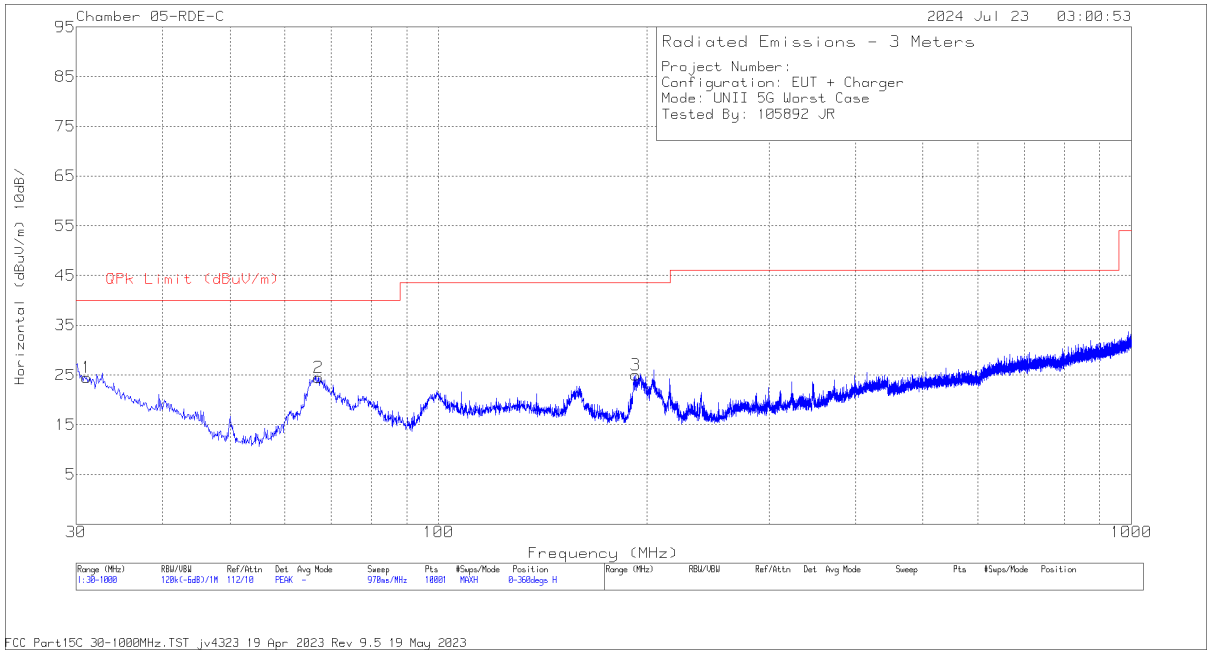

VERTICAL

UL LLC.
47173 Benicia Street, Fremont, CA 94538; USA. TEL:(510) 319-4000 FAX:(510) 661-0888
This report shall not be reproduced except in full, without the written approval of UL LLC.

Below 1GHz Data

Marker	Frequency (MHz)	Meter Reading (dBuV)	Det	224378 ACF (dB/m)	Amp/Cbl (dB)	Corrected Reading (dBuV/m)	QPk Limit (dBuV/m)	Margin (dB)	Azimuth (Degs)	Height (cm)	Polarity
1	30.6751	21.73	Qp	26.2	-31.1	16.83	40	-23.17	83	109	H
4	34.1494	32.97	Qp	23.8	-31.1	25.67	40	-14.33	141	111	V
5	40.4932	38.5	Qp	19.1	-31	26.6	40	-13.4	170	100	V
2	66.699	38.12	Qp	13.9	-30.7	21.32	40	-18.68	313	322	H
6	191.501	35.84	Qp	17.7	-30.1	23.44	43.52	-20.08	314	160	V
3	192.626	32.79	Qp	17.8	-30.1	20.49	43.52	-23.03	100	208	H

Pk - Peak detector

UL LLC.
47173 Benicia Street, Fremont, CA 94538; USA. TEL:(510) 319-4000 FAX:(510) 661-0888

This report shall not be reproduced except in full, without the written approval of UL LLC.

1.3. WORST CASE 18-26 GHz

SPURIOUS EMISSIONS 18-26 GHz (WORST-CASE CONFIGURATION)

HOriZONTAL

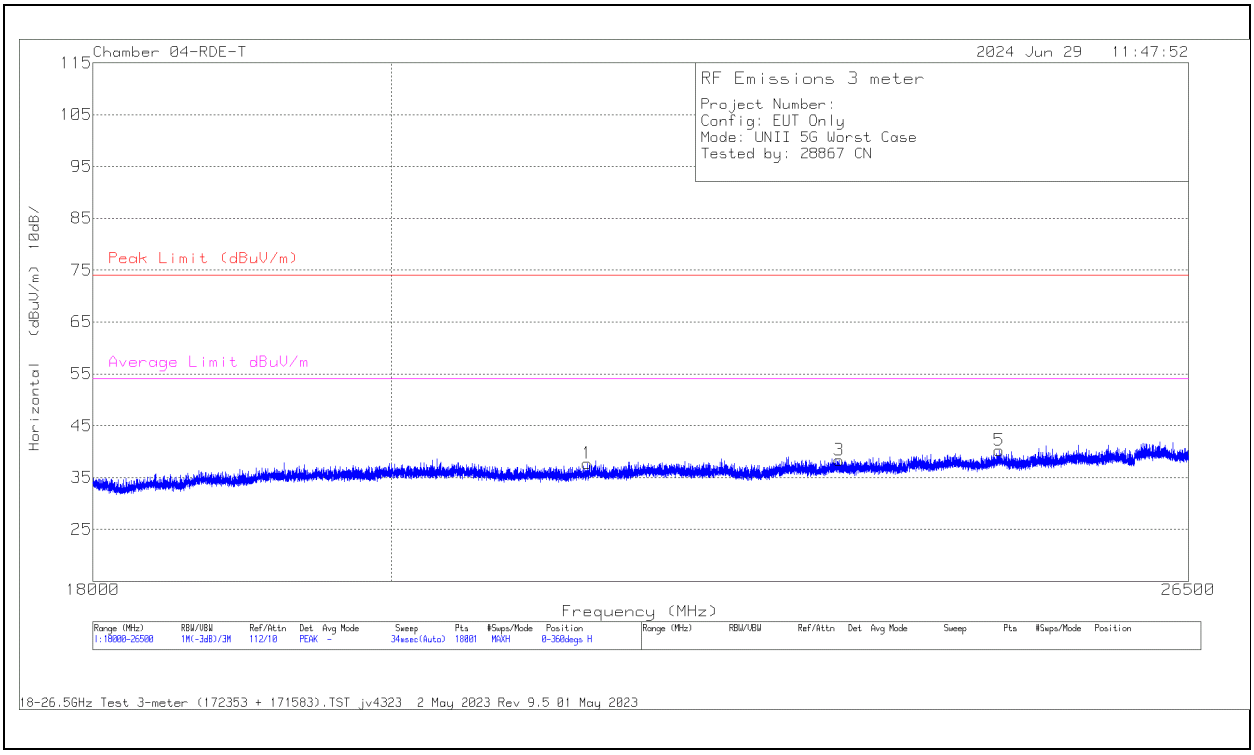

VERTICAL

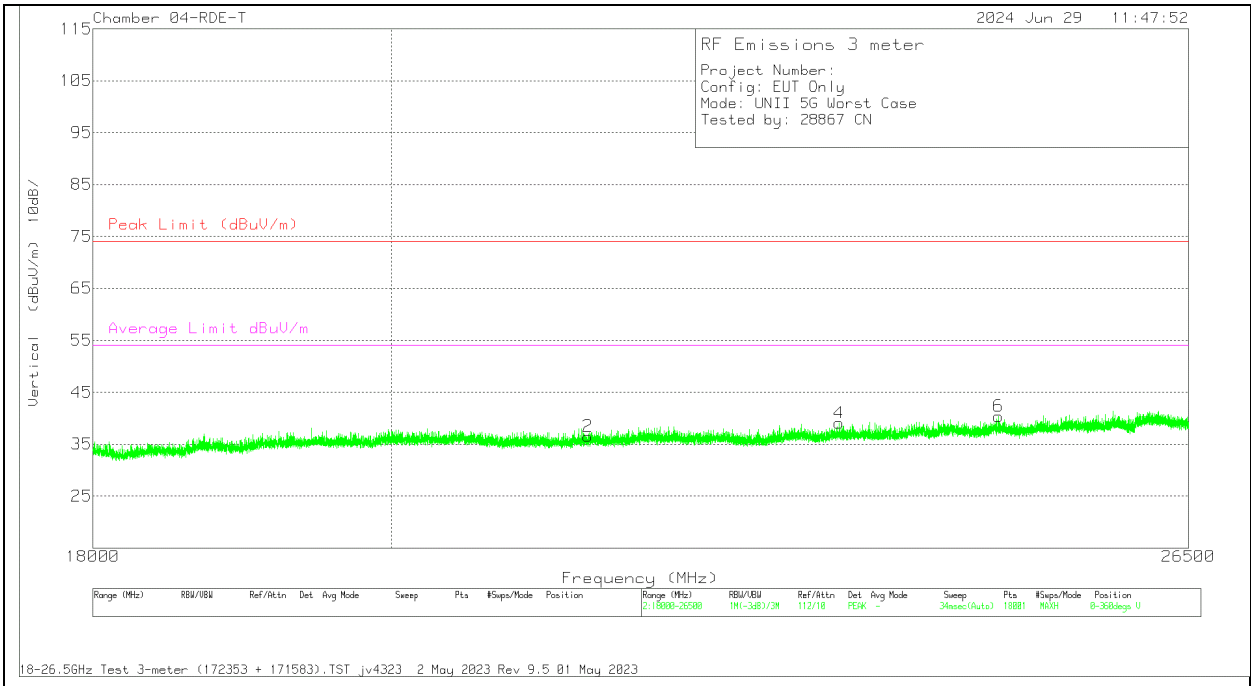

UL LLC.
47173 Benicia Street, Fremont, CA 94538; USA. TEL:(510) 319-4000 FAX:(510) 661-0888
This report shall not be reproduced except in full, without the written approval of UL LLC.

18 – 26GHz Data

Marker	Frequency (MHz)	Meter Reading (dBuV)	Det	172353 ACF (dB/m)	171583 Amp Assembly (dB)	Cables (dB)	Corrected Reading (dBuV/m)	Peak Limit (dBuV/m)	PK Margin (dB)	Average Limit dBuV/m	Margin (dB)	Azimuth (Degs)	Height (cm)	Polarity
1	21435.668	54.23	PK-U	33.5	-64.6	14.3	37.43	74	-36.57	-	-	215	186	H
2	21436.315	54.09	PK-U	33.5	-64.6	14.3	37.29	74	-36.71	-	-	81	119	V
3	23422.753	54.77	PK-U	34.2	-65.7	14.9	38.17	74	-35.83	-	-	95	218	H
4	23427.798	54.69	PK-U	34.2	-65.7	14.9	38.09	74	-35.91	-	-	265	124	V
6	24779.456	54.03	PK-U	34.5	-64.3	15.4	39.63	74	-34.37	-	-	127	245	V
5	24786.389	53.85	PK-U	34.5	-64.3	15.4	39.45	74	-34.55	-	-	233	245	H

* - indicates frequency in CFR47 Pt 15 / IC RSS-Restricted Band
PK-U - U-NII: Maximum Peak
ADR - U-NII AD primary method, RMS average

UL LLC.
47173 Benicia Street, Fremont, CA 94538; USA. TEL:(510) 319-4000 FAX:(510) 661-0888
This report shall not be reproduced except in full, without the written approval of UL LLC.

1.4. WORST CASE 26-40 GHz

SPURIOUS EMISSIONS 26-40 GHz (WORST-CASE CONFIGURATION)

HORIZONTAL

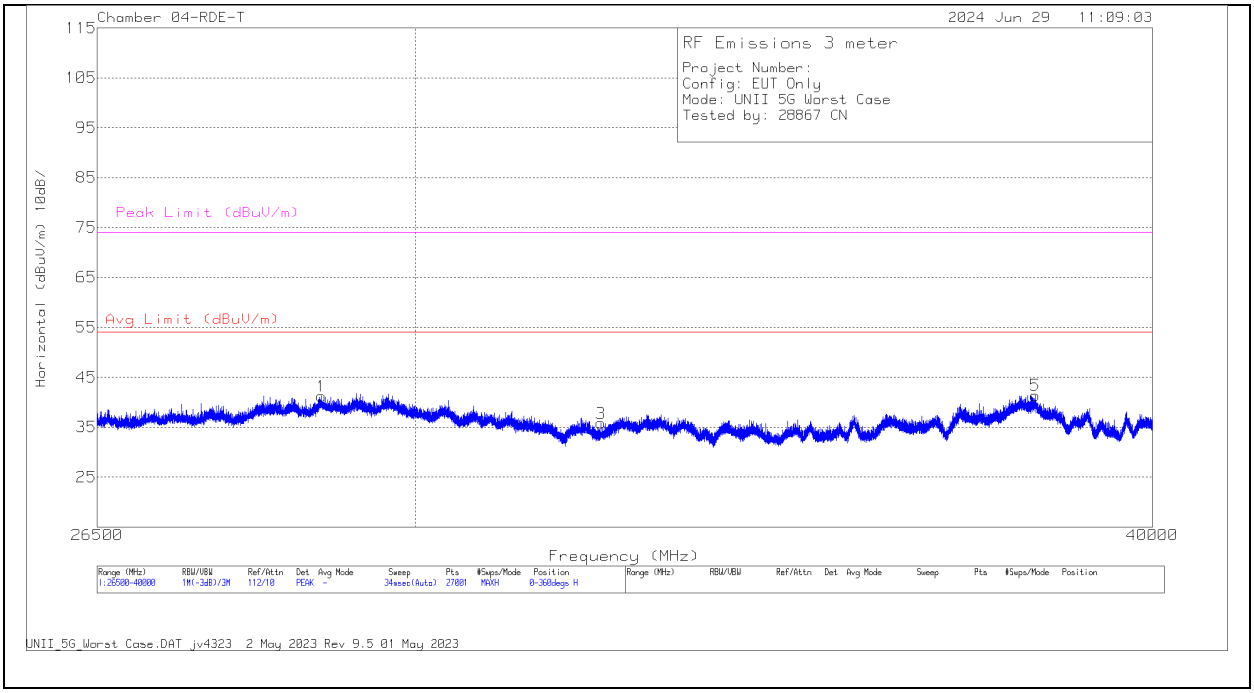

VERTICAL

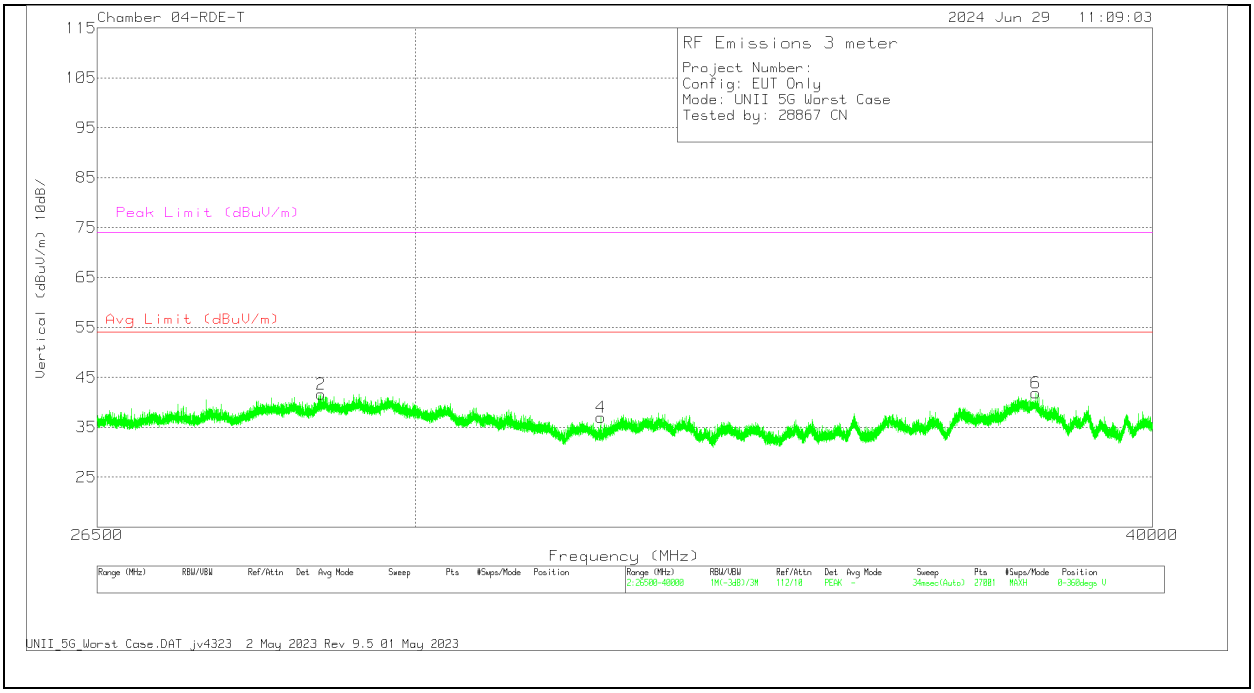

UL LLC.
47173 Benicia Street, Fremont, CA 94538; USA. TEL:(510) 319-4000 FAX:(510) 661-0888
This report shall not be reproduced except in full, without the written approval of UL LLC.

26 – 40GHz Data

Marker	Frequency (MHz)	Meter Reading (dBuV)	Det	172367 ACF (dB/m)	172346 Amp Assembly (dB)	Cables (dB)	Corrected Reading (dBuV/m)	Avg Limit (dBuV/m)	Margin (dB)	Peak Limit (dBuV/m)	PK Margin (dB)	Azimuth (Degs)	Height (cm)	Polarity
2	28917.727	54.77	PK-U	36.3	-65.9	16.8	41.97	54	-12.03	74	-32.03	148	235	V
1	28925.25	55.02	PK-U	36.3	-65.9	16.8	42.22	54	-11.78	74	-31.78	71	180	H
3	32256.146	50.53	PK-U	37.1	-69.4	18	36.23	54	-17.77	74	-37.77	93	220	V
4	32256.742	50.64	PK-U	37.1	-69.4	18	36.34	54	-17.66	74	-37.66	33	239	H
5	38209.224	53.49	PK-U	38.5	-70.2	19.9	41.69	54	-12.31	74	-32.31	327	127	H
6	38218.661	53.57	PK-U	38.5	-70.3	19.9	41.67	54	-12.33	74	-32.33	92	238	V

* - indicates frequency in CFR47 Pt 15 / IC RSS-Restricted Band
PK-U - U-NII: Maximum Peak
ADR - U-NII AD primary method, RMS average

UL LLC.
47173 Benicia Street, Fremont, CA 94538; USA. TEL:(510) 319-4000 FAX:(510) 661-0888
This report shall not be reproduced except in full, without the written approval of UL LLC.

2. AC POWERLINE CONDUCTED EMISSIONS

LIMITS

FCC §15.207 (a)

RSS-Gen 8.8

Frequency of Emission (MHz)	Conducted Limit (dBµV)	
	Quasi-peak	Average
0.15-0.5	66 to 56 *	56 to 46 *
0.5-5	56	46
5-30	60	50

*Decreases with the logarithm of the frequency.

TEST PROCEDURE

The EUT is placed on a non-conducting table 40 cm from the vertical ground plane and 80 cm above the horizontal ground plane. The EUT is configured in accordance with ANSI C63.10.

The receiver is set to a resolution bandwidth of 9 kHz. Peak detection is used unless otherwise noted as quasi-peak or average.

Line conducted data is recorded for both NEUTRAL and HOT lines.

RESULTS

UL LLC.
47173 Benicia Street, Fremont, CA 94538; USA. TEL:(510) 319-4000 FAX:(510) 661-0888
This report shall not be reproduced except in full, without the written approval of UL LLC.

2.1. AC POWER LINE WITH LAPTOP

LINE 1 RESULTS

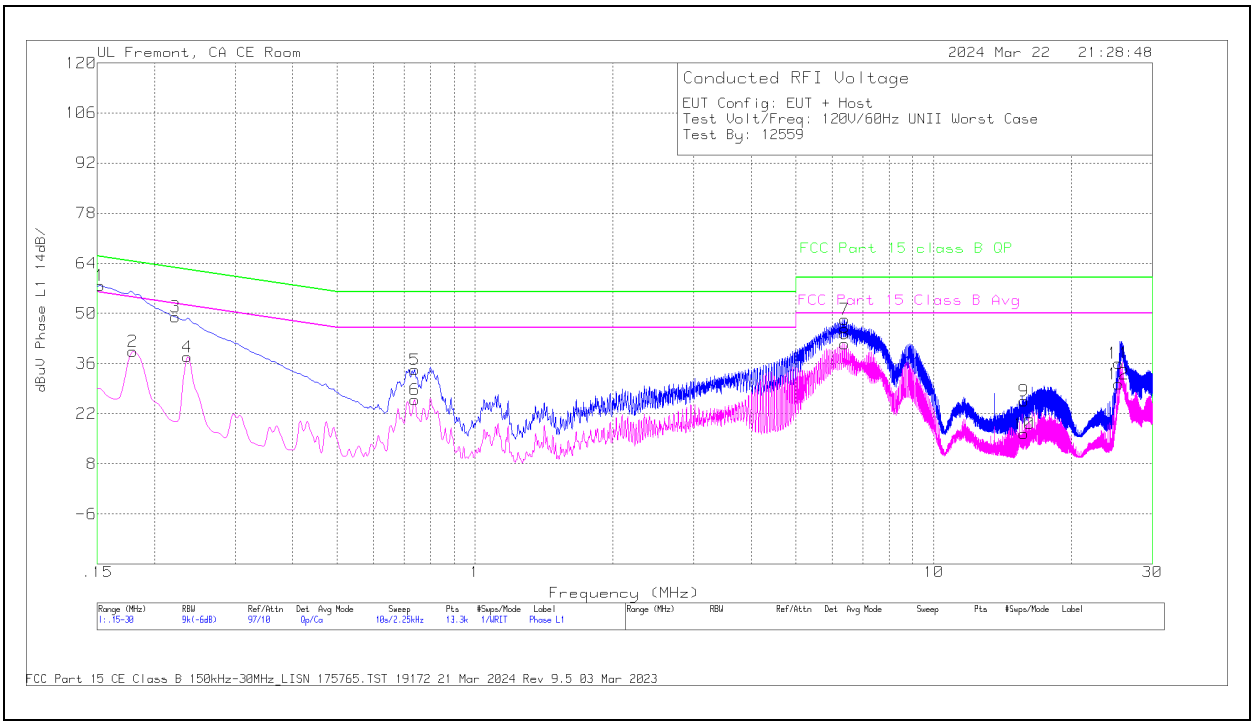

Range 1: Phase L1 .15 - 30MHz												
Marker	Frequency (MHz)	Meter Reading (dBuV)	Det	Cbl (dB)	LISN (dB)	Trns Limiter (dB)	10 dB Pad	Corrected Reading dBuV	FCC Part 15 Class B Avg dBuV	Margin (dB)	FCC Part 15 class B QP dBuV	Margin (dB)
2	.1793	19.8	Ca	.1	.1	9.4	10	39.4	54.52	-15.12	-	-
4	.2355	18.5	Ca	0	0	9.4	10	37.9	52.25	-14.35	-	-
6	.7395	6.36	Ca	.1	0	9.4	10	25.86	46	-20.14	-	-
8	6.4005	21.97	Ca	.2	0	9.4	10	41.57	50	-8.43	-	-
10	15.7583	-3.43	Ca	.3	.1	9.4	10	16.37	50	-33.63	-	-
12	25.2848	10.22	Ca	.3	.2	9.5	10	30.22	50	-19.78	-	-
1	.1523	38.27	Qp	0	.1	9.5	10	57.87	-	-	65.88	-8.01
3	.222	29.47	Qp	.1	0	9.4	10	48.97	-	-	62.74	-13.77
5	.7395	14.74	Qp	.1	0	9.4	10	34.24	-	-	56	-21.76
7	6.4005	28.71	Qp	.2	0	9.4	10	48.31	-	-	60	-11.69
9	15.7583	5.79	Qp	.3	.1	9.4	10	25.59	-	-	60	-34.41
11	25.3005	16.06	Qp	.3	.2	9.5	10	36.06	-	-	60	-23.94

Qp - Quasi-Peak detector
Ca - CISPR average detection

UL LLC.
47173 Benicia Street, Fremont, CA 94538; USA. TEL:(510) 319-4000 FAX:(510) 661-0888
This report shall not be reproduced except in full, without the written approval of UL LLC.

LINE 2 RESULTS

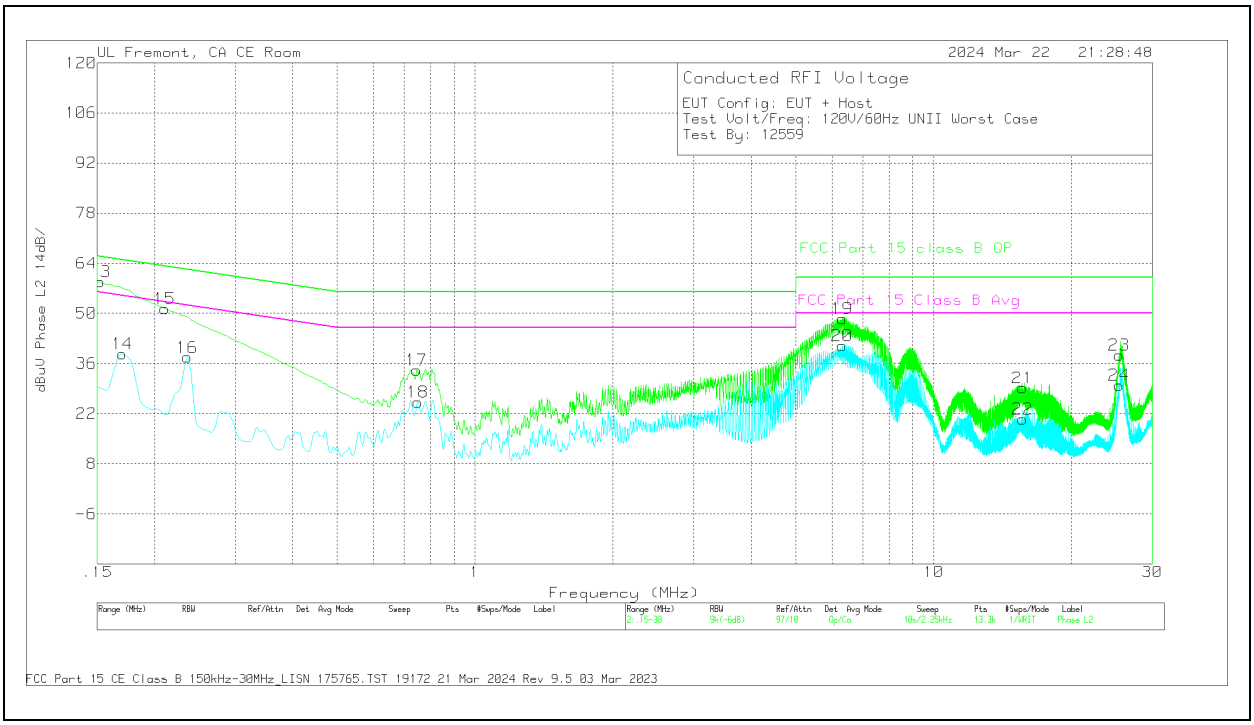

Range 2: Phase L2 .15 - 30MHz												
Marker	Frequency (MHz)	Meter Reading (dBuV)	Det	Cbl (dB)	LISN (dB)	Trns Limiter (dB)	10 dB Pad	Corrected Reading dBuV	FCC Part 15 Class B Avg dBuV	Margin (dB)	FCC Part 15 class B QP dBuV	Margin (dB)
14	.1703	19.26	Ca	0	0	9.5	10	38.76	54.95	-16.19	-	-
16	.2355	18.33	Ca	0	0	9.4	10	37.73	52.25	-14.52	-	-
18	.7508	5.87	Ca	0	0	9.4	10	25.27	46	-20.73	-	-
20	6.3218	21.38	Ca	.2	0	9.4	10	40.98	50	-9.02	-	-
22	15.6143	.81	Ca	.2	.1	9.4	10	20.51	50	-29.49	-	-
24	25.377	10.09	Ca	.3	.2	9.4	10	29.99	50	-20.01	-	-
13	.1523	39.19	Qp	0	.1	9.5	10	58.79	-	-	65.88	-7.09
15	.2108	31.88	Qp	.1	0	9.4	10	51.38	-	-	63.18	-11.8
17	.7463	14.77	Qp	0	0	9.4	10	34.17	-	-	56	-21.83
19	6.3218	28.88	Qp	.2	0	9.4	10	48.48	-	-	60	-11.52
21	15.657	9.46	Qp	.2	.1	9.4	10	29.16	-	-	60	-30.84
23	25.4018	18.45	Qp	.3	.2	9.4	10	38.35	-	-	60	-21.65

Qp - Quasi-Peak detector
Ca - CISPR average detection

UL LLC.
47173 Benicia Street, Fremont, CA 94538; USA. TEL:(510) 319-4000 FAX:(510) 661-0888
This report shall not be reproduced except in full, without the written approval of UL LLC.

2.2. AC POWER LINE WITH AC/DC ADAPTER

LINE 1 RESULTS

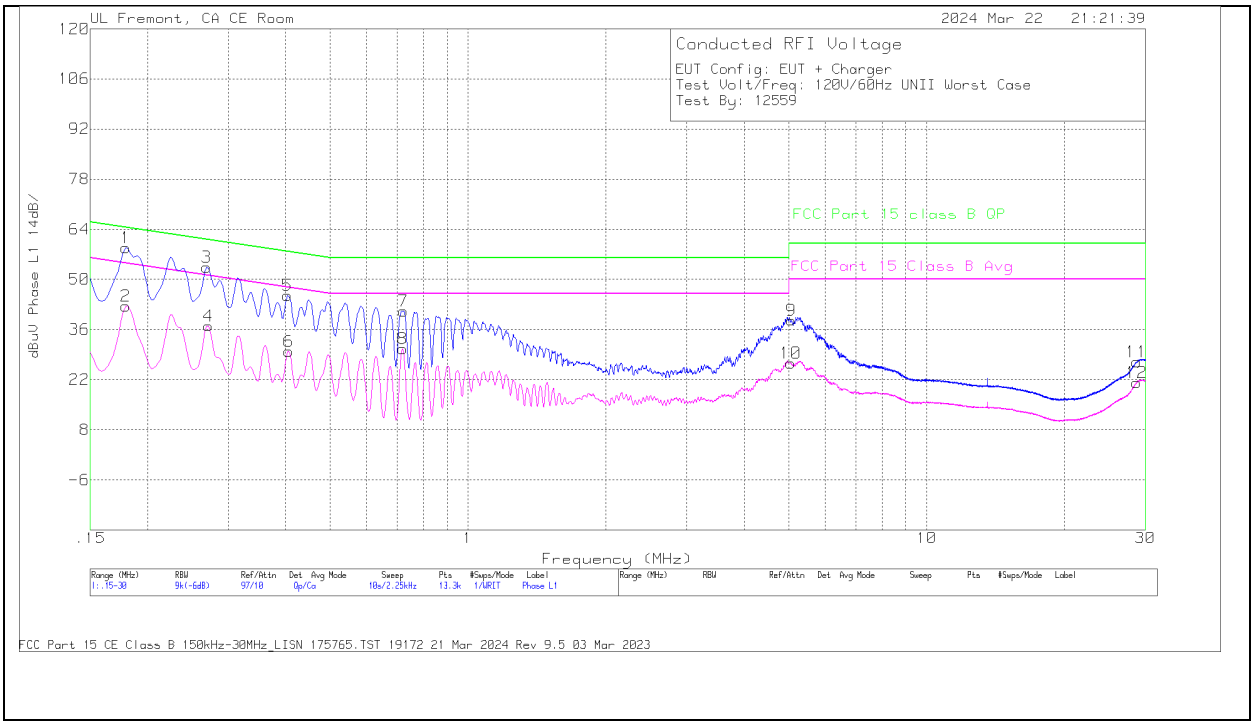

Range 1: Phase L1 .15 - 30MHz												
Marker	Frequency (MHz)	Meter Reading (dBuV)	Det	Cbl (dB)	LISN (dB)	Trns Limiter (dB)	10 dB Pad	Corrected Reading dBuV	FCC Part 15 Class B Avg dBuV	Margin (dB)	FCC Part 15 class B QP dBuV	Margin (dB)
2	.1793	23	Ca	.1	.1	9.4	10	42.6	54.52	-11.92	-	-
4	.2715	17.62	Ca	0	0	9.4	10	37.02	51.07	-14.05	-	-
6	.4065	10.46	Ca	0	0	9.4	10	29.86	47.72	-17.86	-	-
8	.7215	11.18	Ca	.1	0	9.3	10	30.58	46	-15.42	-	-
10	5.0595	7.17	Ca	.1	0	9.4	10	26.67	50	-23.33	-	-
12	28.7048	1.17	Ca	.3	.3	9.4	10	21.17	50	-28.83	-	-
1	.1793	39.26	Qp	.1	.1	9.4	10	58.86	-	-	64.52	-5.66
3	.2693	33.96	Qp	0	0	9.4	10	53.36	-	-	61.14	-7.78
5	.4043	26.11	Qp	0	0	9.4	10	45.51	-	-	57.77	-12.26
7	.7238	21.74	Qp	.1	0	9.3	10	41.14	-	-	56	-14.86
9	5.0708	19.1	Qp	.1	0	9.4	10	38.6	-	-	60	-21.4
11	28.7228	6.89	Qp	.3	.3	9.4	10	26.89	-	-	60	-33.11

Qp - Quasi-Peak detector
Ca - CISPR average detection

UL LLC.
47173 Benicia Street, Fremont, CA 94538; USA. TEL:(510) 319-4000 FAX:(510) 661-0888
This report shall not be reproduced except in full, without the written approval of UL LLC.

LINE 2 RESULTS

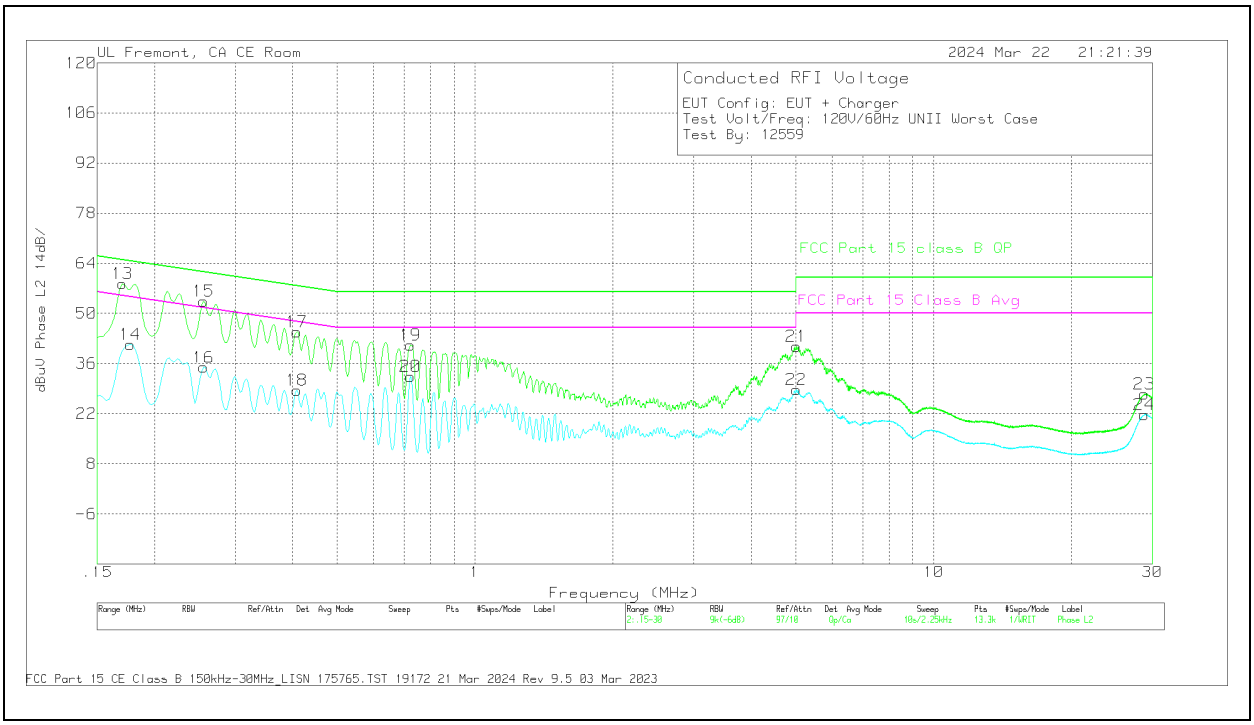

Range 2: Phase L2 .15 - 30MHz												
Marker	Frequency (MHz)	Meter Reading (dBuV)	Det	Cbl (dB)	LISN (dB)	Trns Limiter (dB)	10 dB Pad	Corrected Reading dBuV	FCC Part 15 Class B Avg dBuV	Margin (dB)	FCC Part 15 class B QP dBuV	Margin (dB)
14	.177	21.87	Ca	.1	0	9.4	10	41.37	54.63	-13.26	-	-
16	.2558	15.53	Ca	0	0	9.4	10	34.93	51.57	-16.64	-	-
18	.4088	9.01	Ca	.1	0	9.4	10	28.51	47.67	-19.16	-	-
20	.7238	13.05	Ca	0	0	9.3	10	32.35	46	-13.65	-	-
22	5.0145	9.14	Ca	.1	0	9.4	10	28.64	50	-21.36	-	-
24	28.8038	1.71	Ca	.3	.2	9.5	10	21.71	50	-28.29	-	-
13	.1703	38.86	Qp	0	0	9.5	10	58.36	-	-	64.95	-6.59
15	.2558	34.01	Qp	0	0	9.4	10	53.41	-	-	61.57	-8.16
17	.4088	25.35	Qp	.1	0	9.4	10	44.85	-	-	57.67	-12.82
19	.7238	21.79	Qp	0	0	9.3	10	41.09	-	-	56	-14.91
21	5.0168	21.3	Qp	.1	0	9.4	10	40.8	-	-	60	-19.2
23	28.8038	7.46	Qp	.3	.2	9.5	10	27.46	-	-	60	-32.54

Qp - Quasi-Peak detector
Ca - CISPR average detection

UL LLC.
47173 Benicia Street, Fremont, CA 94538; USA. TEL:(510) 319-4000 FAX:(510) 661-0888
This report shall not be reproduced except in full, without the written approval of UL LLC.

3. SETUP PHOTOS:

Please refer to setup report 14982484-EP1V1

END OF TEST REPORT

UL LLC.
47173 Benicia Street, Fremont, CA 94538; USA. TEL:(510) 319-4000 FAX:(510) 661-0888

This report shall not be reproduced except in full, without the written approval of UL LLC.