ANT 3

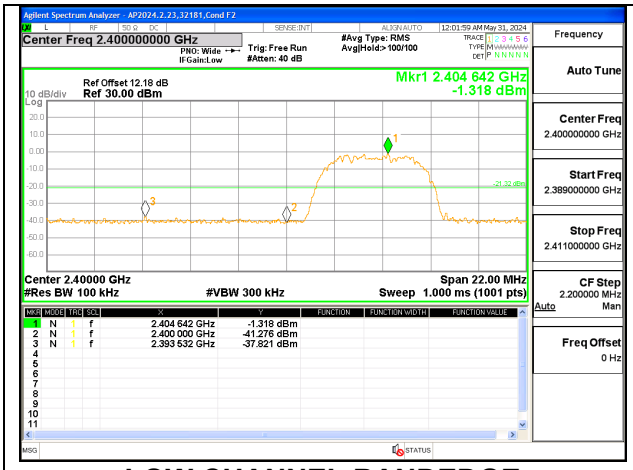

LOW CHANNEL BANDEDGE

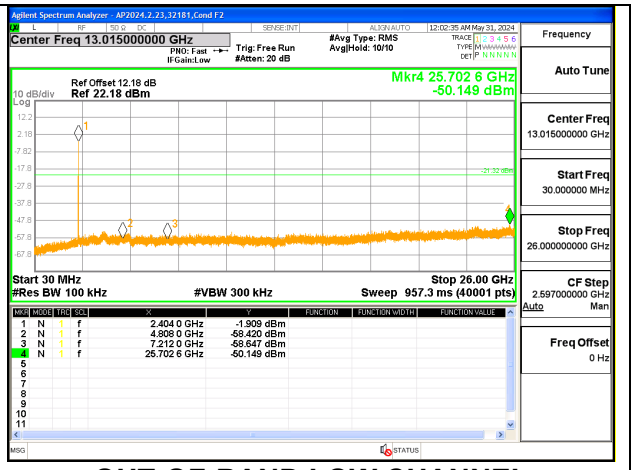

OUT-OF-BAND LOW CHANNEL

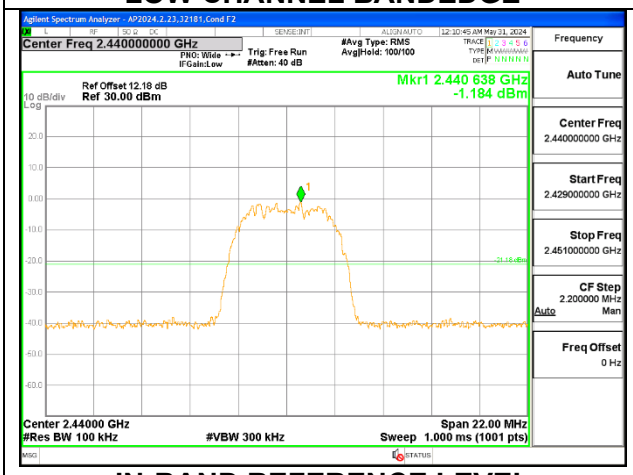

IN-BAND REFERENCE LEVEL

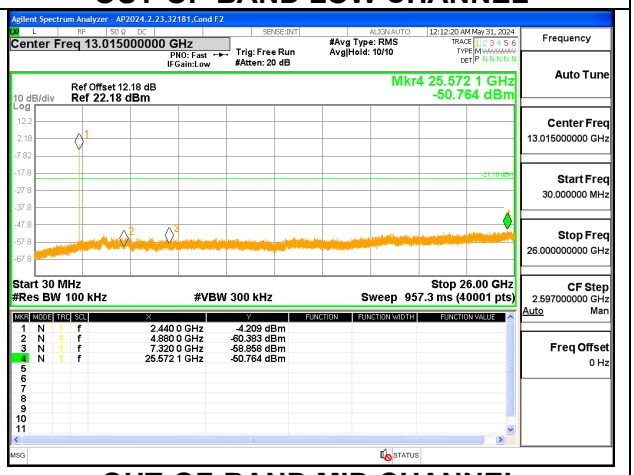

OUT-OF-BAND MID CHANNEL

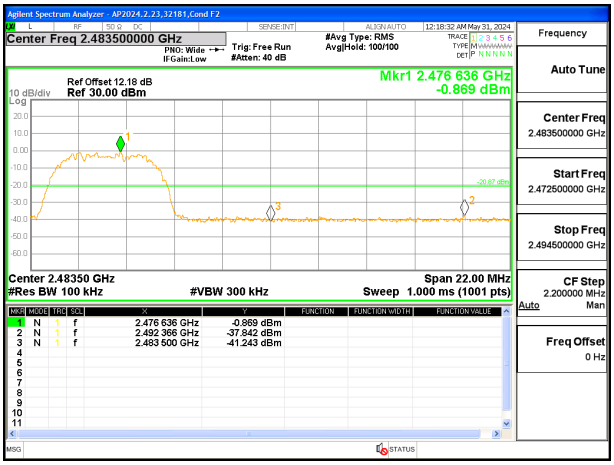

HIGH CHANNEL BANDEDGE

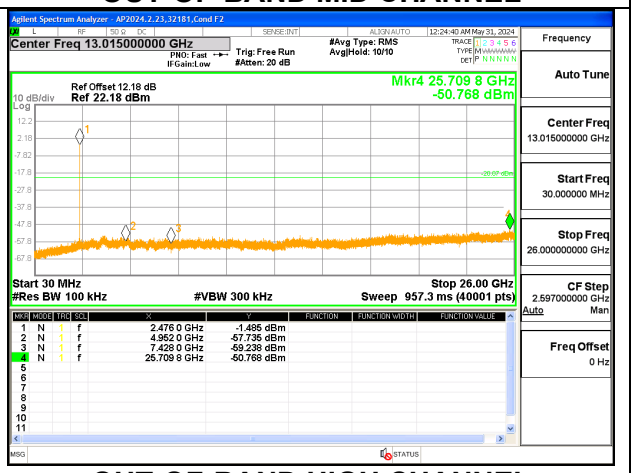

OUT-OF-BAND HIGH CHANNEL

UL VERIFICATION SERVICES INC.
47173 Benicia Street, Fremont, CA 94538; USA TEL:(510) 319-4000 FAX:(510) 661-0888

This report shall not be reproduced except in full, without the written approval of UL Verification Services Inc.

9.7.8. LOW POWER HDR TXBF (HDR8)

ANT 4

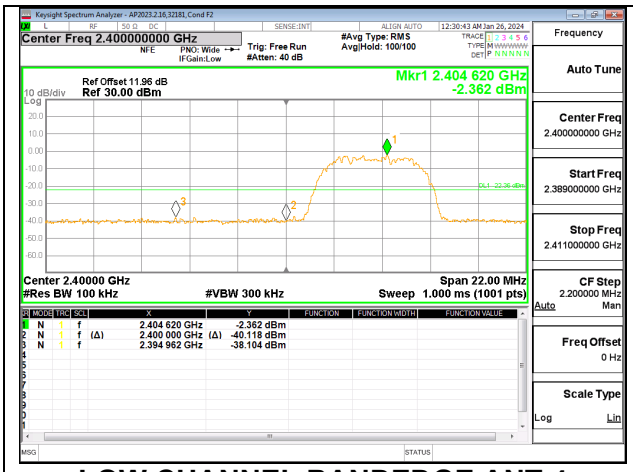

LOW CHANNEL BANDEDGE ANT 4

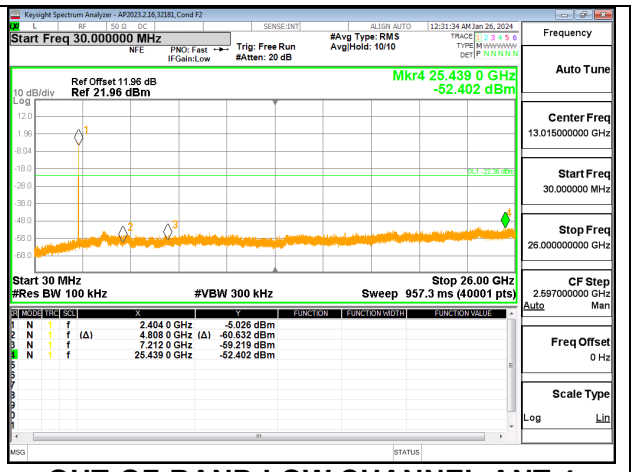

OUT-OF-BAND LOW CHANNEL ANT 4

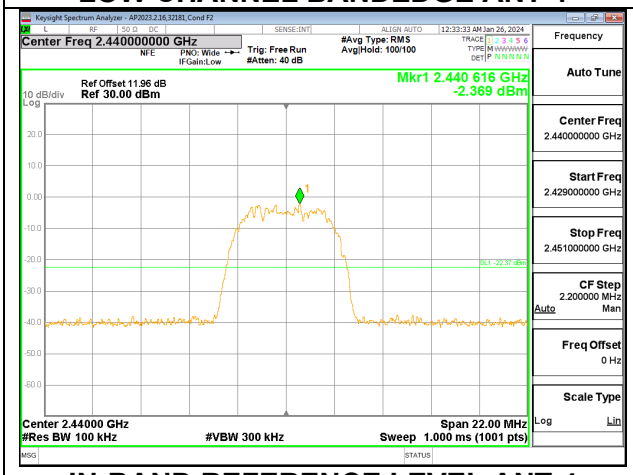

IN-BAND REFERENCE LEVEL ANT 4

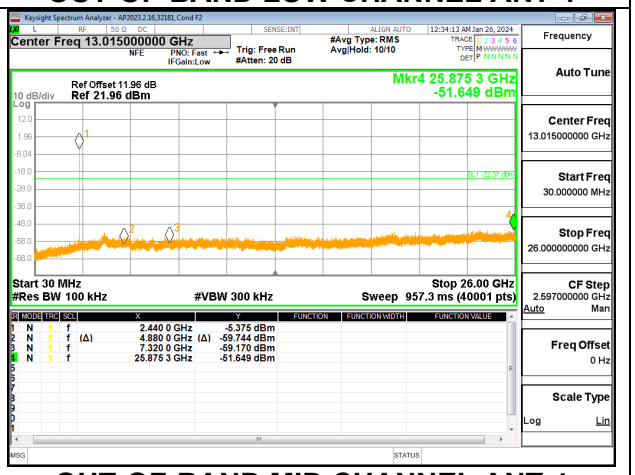

OUT-OF-BAND MID CHANNEL ANT 4

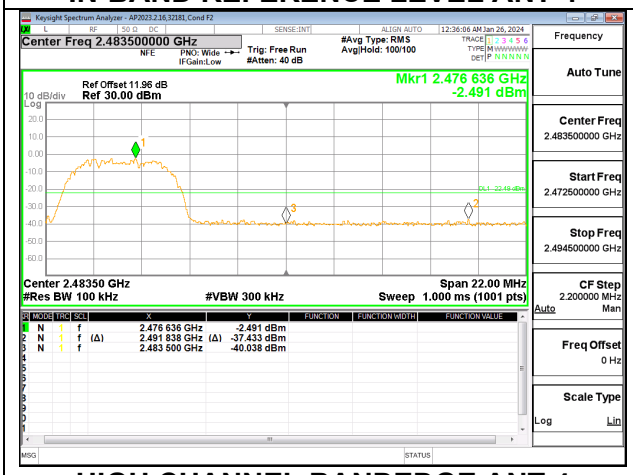

HIGH CHANNEL BANDEDGE ANT 4

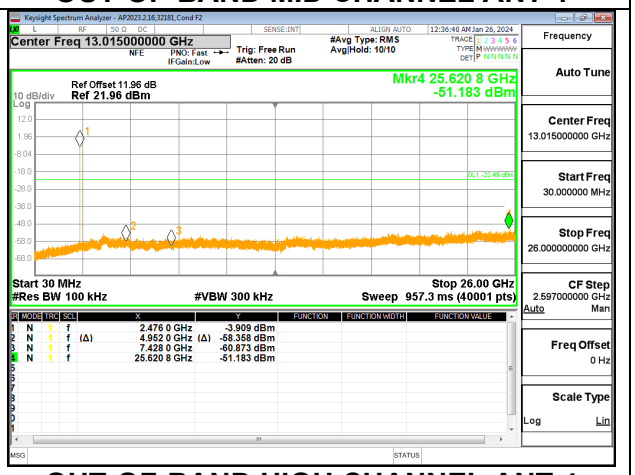

OUT-OF-BAND HIGH CHANNEL ANT 4

UL VERIFICATION SERVICES INC.
47173 Benicia Street, Fremont, CA 94538; USA TEL:(510) 319-4000 FAX:(510) 661-0888

This report shall not be reproduced except in full, without the written approval of UL Verification Services Inc.

ANT 3

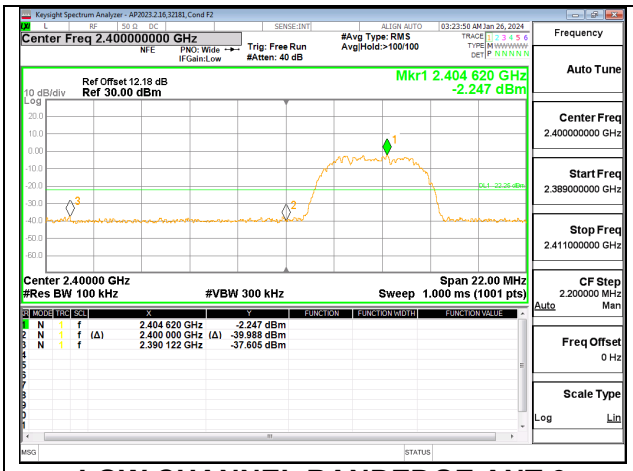

LOW CHANNEL BANDEDGE ANT 3

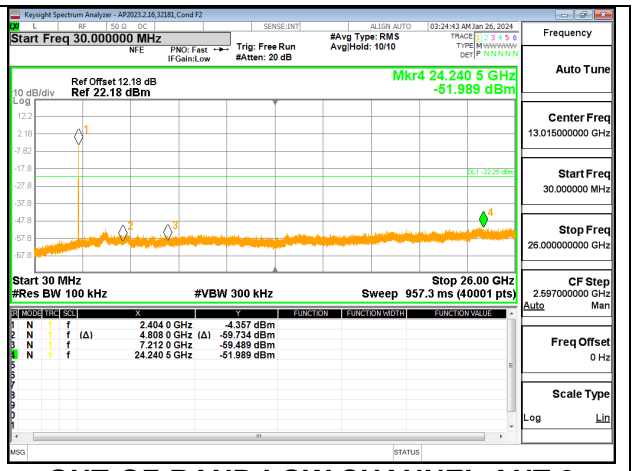

OUT-OF-BAND LOW CHANNEL ANT 3

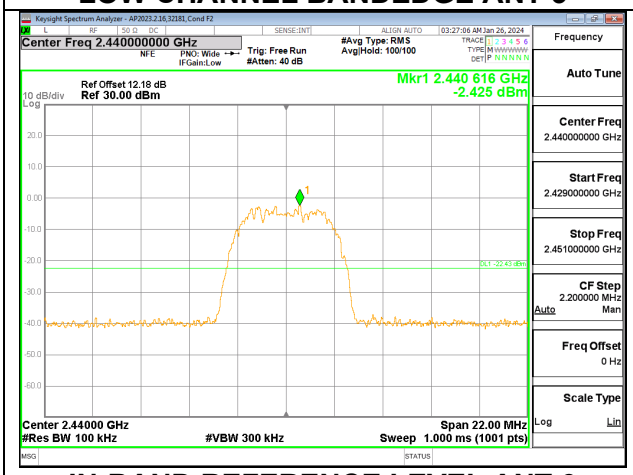

IN-BAND REFERENCE LEVEL ANT 3

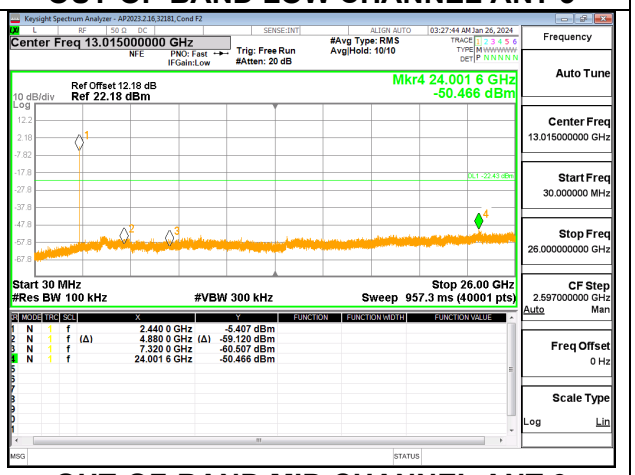

OUT-OF-BAND MID CHANNEL ANT 3

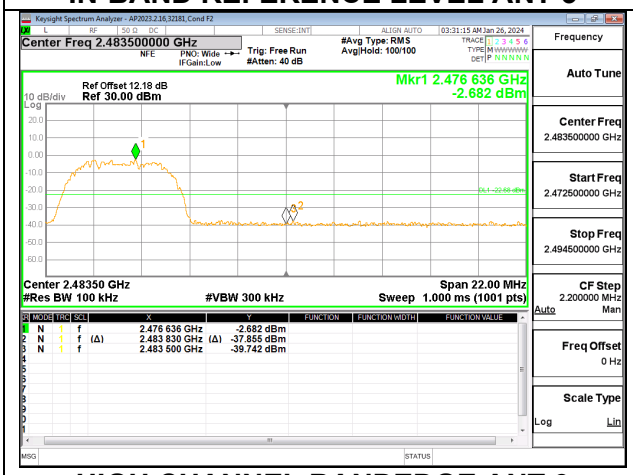

HIGH CHANNEL BANDEDGE ANT 3

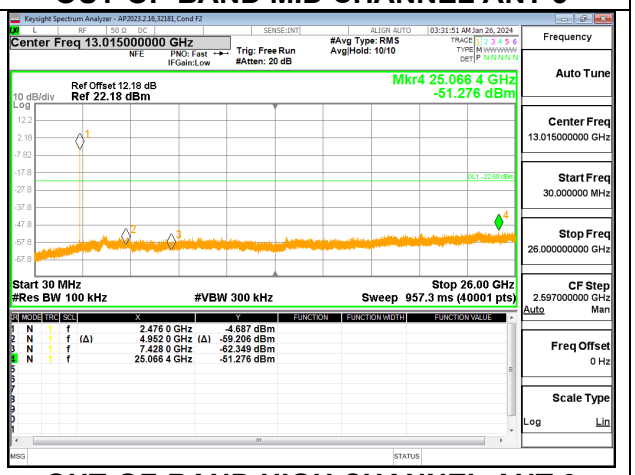

OUT-OF-BAND HIGH CHANNEL ANT 3

UL VERIFICATION SERVICES INC.
47173 Benicia Street, Fremont, CA 94538; USA TEL:(510) 319-4000 FAX:(510) 661-0888
This report shall not be reproduced except in full, without the written approval of UL Verification Services Inc.

10. RADIATED TEST RESULTS

10.1. LIMITS AND PROCEDURE

LIMITS

FCC §15.205 and §15.209
RSS-GEN, Section 8.9 and 8.10.

Frequency Range (MHz)	Field Strength Limit (uV/m) at 3 m	Field Strength Limit (dBuV/m) at 3 m
0.009-0.490	2400/F(kHz) @ 300 m	-
0.490-1.705	24000/F(kHz) @ 30 m	-
1.705 - 30	30 @ 30m	-
30 - 88	100	40
88 - 216	150	43.5
216 - 960	200	46
Above 960	500	54

TEST PROCEDURE

The EUT is placed on a non-conducting table 80 cm above the ground plane for measurement below 1GHz; 1.5 m above the ground plane for measurement above 1GHz. The antenna to EUT distance is 3 meters. The EUT is configured in accordance with ANSI C63.10. The EUT is set to transmit in a continuous mode.

For measurements below 1 GHz the resolution bandwidth is set to 100 kHz for peak detection measurements or 120 kHz for quasi-peak detection measurements. Peak detection is used unless otherwise noted as quasi-peak.

For pre-scans above 1 GHz the resolution bandwidth is set to 1 MHz; the video bandwidth is set to 30 KHz for peak measurements.

For final measurements above 1 GHz the resolution bandwidth is set to 1 MHz; the video bandwidth is set to 3 MHz for peak measurements and as applicable for average measurements.

The spectrum from 1 GHz to 18 GHz is investigated with the transmitter set to the lowest, middle, and highest channels in each applicable band. Below 1GHz and above 18GHz emissions, the channel with the highest output power was tested.

The frequency range of interest is monitored at a fixed antenna height and EUT azimuth. The EUT is rotated through 360 degrees to maximize emissions received. The antenna is scanned from 1 to 4 meters above the ground plane to further maximize the emission. Measurements are made with the antenna polarized in both the vertical and the horizontal positions.

UL VERIFICATION SERVICES INC.
47173 Benicia Street, Fremont, CA 94538; USA TEL:(510) 319-4000 FAX:(510) 661-0888
This report shall not be reproduced except in full, without the written approval of UL Verification Services Inc.

Note: The limits in CFR 47, Part 15, Subpart C, paragraph 15.209(a), are identical to those in RSS-Gen section 8.9, Table 6, since the measurements are performed in terms of magnetic field strength and converted to electric field strength levels (as report in the table) using free space impedance of 377 Ohms. For example, the measurement at frequency X kHz resulted in a level of Y dBuV/m, which is equivalent to Y-51.5 = Z dBuA/m, which has the same margin, W dB to the corresponding RSS-Gen Table 6 limit as it has to 15.209(a) limit.
In addition:

KDB 414788 Open Field Site(OFS) and Chamber Correlation Justification

Base on FCC 15.31 (f) (2): measurements may be performed at a distance closer than that specified in the regulations; however, an attempt should be made to avoid making measurements in the near field.

OFS and chamber correlation testing had been performed and chamber measured test result is the worst case test result.

RESULTS:

UL VERIFICATION SERVICES INC.
47173 Benicia Street, Fremont, CA 94538; USA TEL:(510) 319-4000 FAX:(510) 661-0888
This report shall not be reproduced except in full, without the written approval of UL Verification Services Inc.

10.2. TRANSMITTER ABOVE 1 GHz

10.2.1. HIGH POWER HDR (HDR4)

ANT 4

BANDEDGE (LOW CHANNEL)

HORIZONTAL RESULT

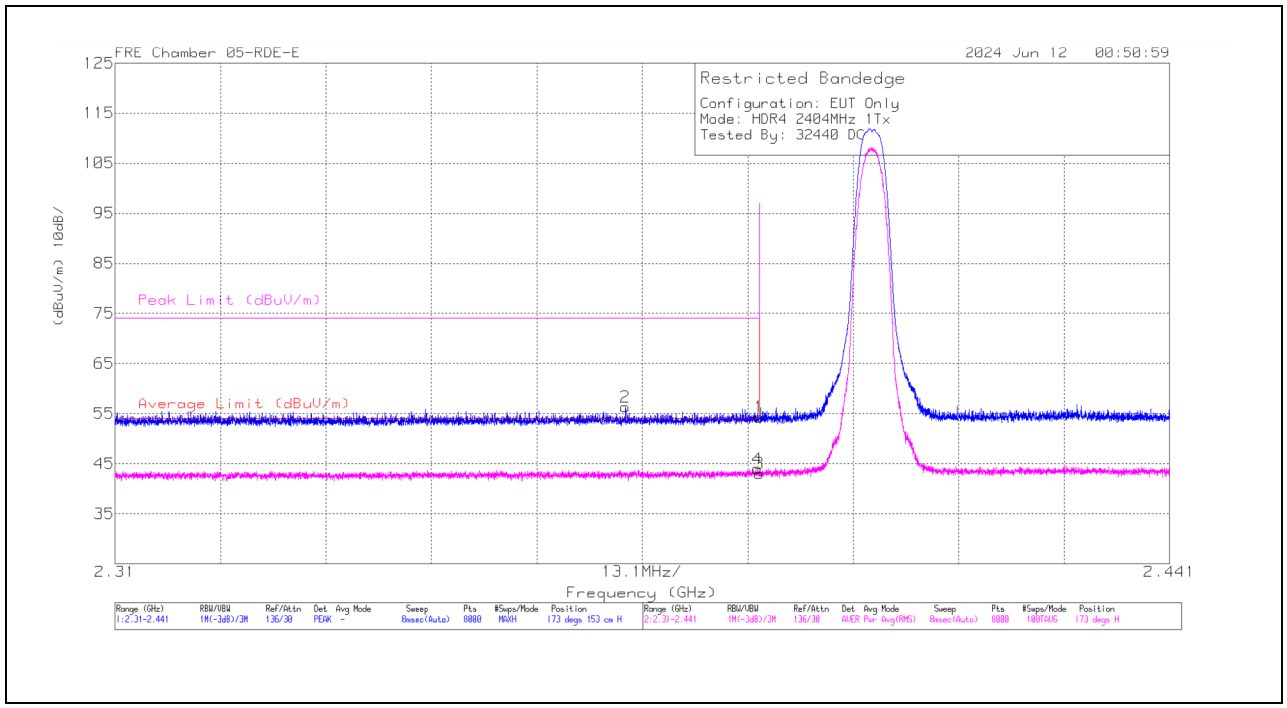

Marker	Frequency (GHz)	Meter Reading (dBuV)	Det	79834 ACF (dB/m)	Gain/Loss (dB)	Corrected Reading (dBuV/m)	Average Limit (dBuV/m)	Margin (dB)	Peak Limit (dBuV/m)	PK Margin (dB)	Azimuth (Degs)	Height (cm)	Polarity
1	* 2.39	61.4	Pk	32	-40.75	52.65	-	-	74	-21.35	190	302	H
2	* 2.355397	63.45	Pk	31.9	-40.77	54.58	-	-	74	-19.42	190	302	H
3	* 2.39	50.62	RMS	32	-40.75	41.87	54	-12.13	-	-	190	302	H
4	* 2.388986	51.46	RMS	32	-40.75	42.71	54	-11.29	-	-	190	302	H

* - indicates frequency in CFR47 Pt 15 / IC RSS-Restricted Band
Pk - Peak detector
RMS - RMS detection

UL VERIFICATION SERVICES INC.
47173 Benicia Street, Fremont, CA 94538; USA TEL:(510) 319-4000 FAX:(510) 661-0888
This report shall not be reproduced except in full, without the written approval of UL Verification Services Inc.

VERTICAL RESULT

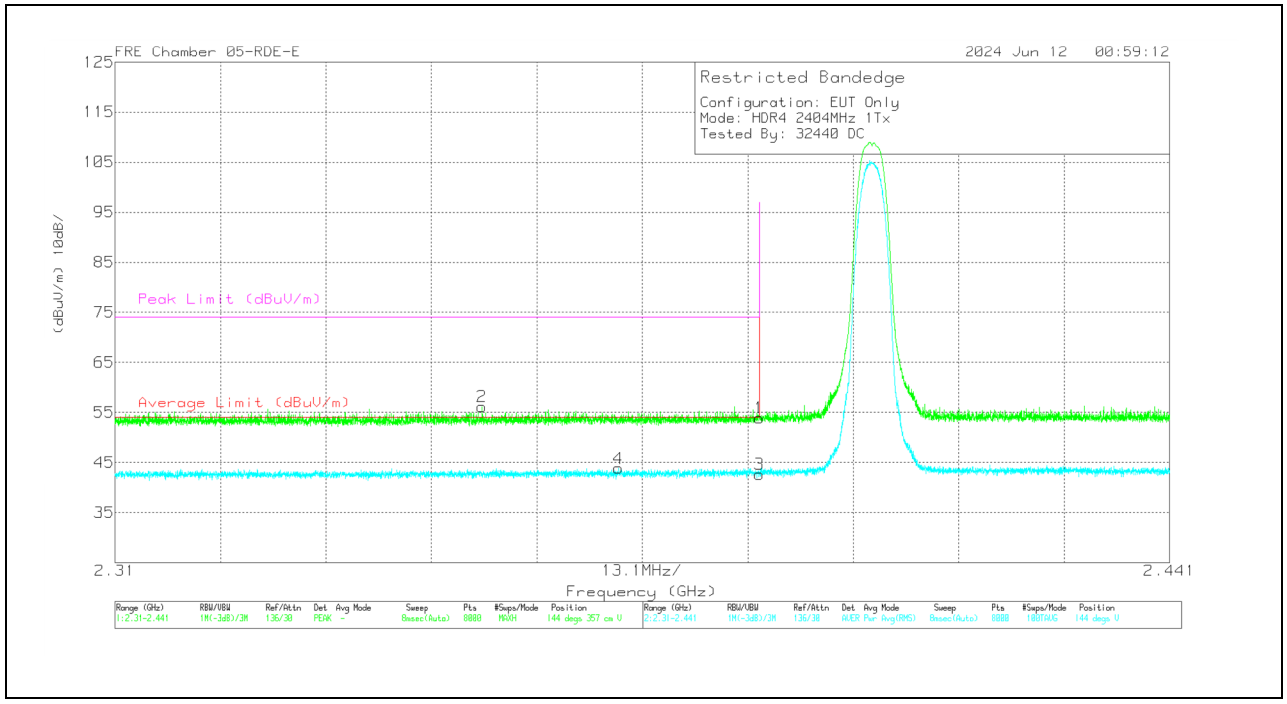

Marker	Frequency (GHz)	Meter Reading (dBuV)	Det	222740 ACF (dB/m)	Gain/Loss (dB)	Corrected Reading (dBuV/m)	Average Limit (dBuV/m)	Margin (dB)	Peak Limit (dBuV/m)	PK Margin (dB)	Azimuth (Degs)	Height (cm)	Polarity
1	* 2.39	60.27	Pk	31.7	-38.1	53.87	-	-	74	-20.13	144	357	V
2	* 2.355594	62.75	Pk	31.5	-38.1	56.15	-	-	74	-17.85	144	357	V
3	* 2.39	49.09	RMS	31.7	-38.1	42.69	54	-11.31	-	-	144	357	V
4	* 2.372511	50.33	RMS	31.6	-38.1	43.83	54	-10.17	-	-	144	357	V

* - indicates frequency in CFR47 Pt 15 / IC RSS-Restricted Band
Pk - Peak detector
RMS - RMS detection

UL VERIFICATION SERVICES INC.
47173 Benicia Street, Fremont, CA 94538; USA TEL:(510) 319-4000 FAX:(510) 661-0888
This report shall not be reproduced except in full, without the written approval of UL Verification Services Inc.

BANDEDGE (HIGH CHANNEL)

HORIZONTAL RESULT

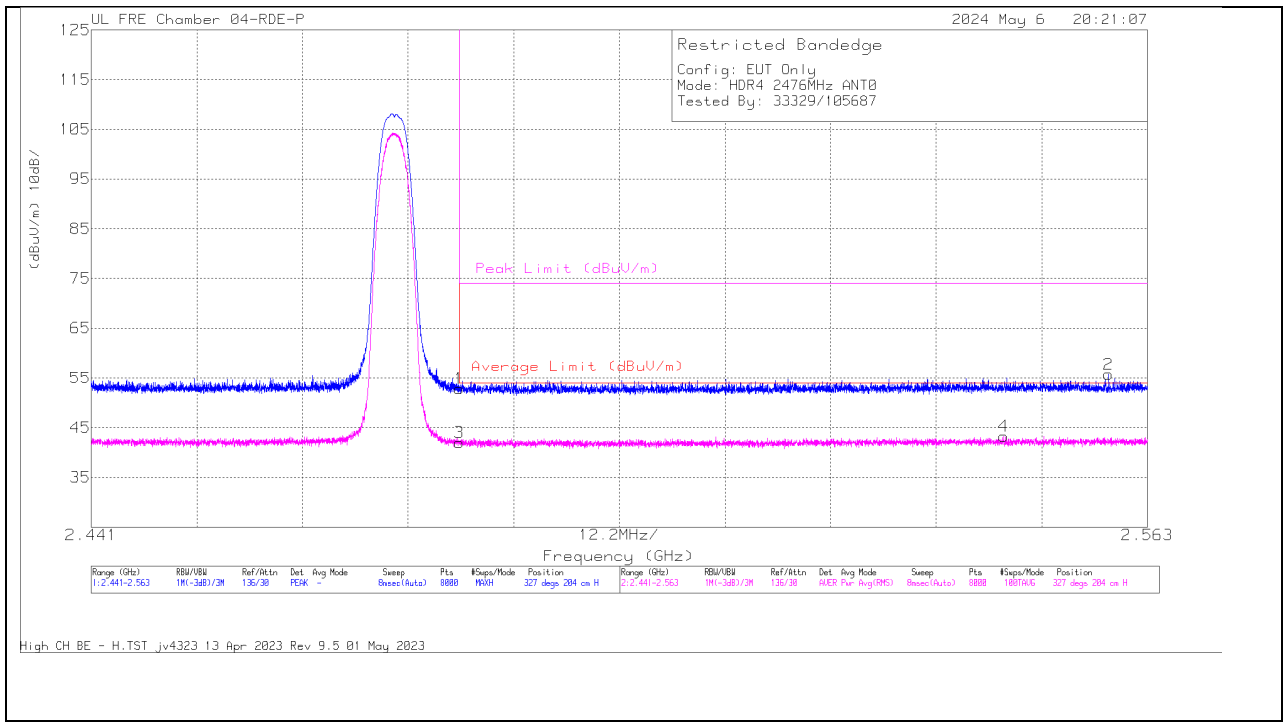

Marker	Frequency (GHz)	Meter Reading (dBuV)	Det	79834 ACF (dB/m)	DCCF (dB)	Gain/Loss (dB)	Corrected Reading (dBuV/m)	Average Limit (dBuV/m)	Margin (dB)	Peak Limit (dBuV/m)	PK Margin (dB)	Azimuth (Degs)	Height (cm)	Polarity
1	* 2.4835	61.53	Pk	32.2	0	-40.83	52.9	-	-	74	-21.1	327	204	H
3	* 2.4835	50.63	RMS	32.2	0	-40.83	42	54	-12	-	-	327	204	H
4	2.546422	51.52	RMS	32.4	0	-40.66	43.26	54	-10.74	-	-	327	204	H
2	2.558517	63.94	Pk	32.4	0	-40.64	55.7	-	-	74	-18.3	327	204	H

* - indicates frequency in CFR47 Pt 15 / IC RSS-Restricted Band
Pk - Peak detector
RMS - RMS detection

UL VERIFICATION SERVICES INC.
47173 Benicia Street, Fremont, CA 94538; USA TEL:(510) 319-4000 FAX:(510) 661-0888
This report shall not be reproduced except in full, without the written approval of UL Verification Services Inc.

VERTICAL RESULT

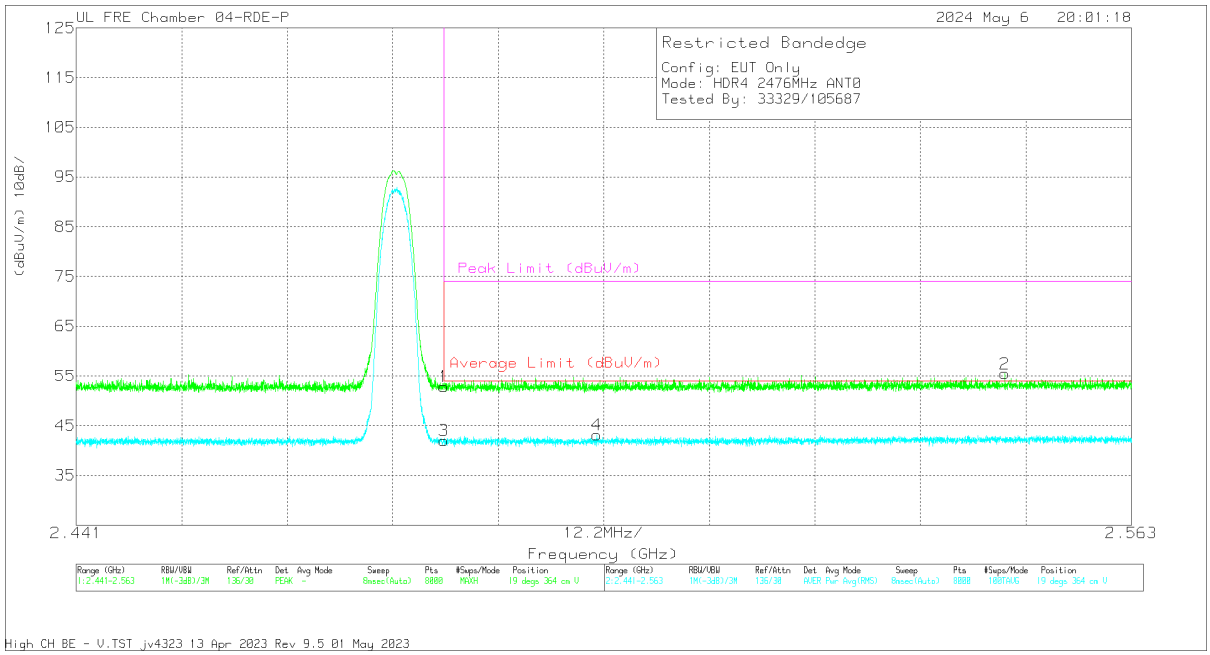

Marker	Frequency (GHz)	Meter Reading (dBuV)	Det	79834 ACF (dB/m)	DCCF (dB)	Gain/Loss (dB)	Corrected Reading (dBuV/m)	Average Limit (dBuV/m)	Margin (dB)	Peak Limit (dBuV/m)	PK Margin (dB)	Azimuth (Degs)	Height (cm)	Polarity
1	* 2.4835	61.48	Pk	32.2	0	-40.83	52.85	-	-	74	-21.15	19	364	V
3	* 2.4835	50.69	RMS	32.2	0	-40.83	42.06	54	-11.94	-	-	19	364	V
4	2.501215	51.6	RMS	32.3	0	-40.79	43.11	54	-10.89	-	-	19	364	V
2	2.548374	63.69	Pk	32.4	0	-40.65	55.44	-	-	74	-18.56	19	364	V

* - indicates frequency in CFR47 Pt 15 / IC RSS-Restricted Band
Pk - Peak detector
RMS - RMS detection

UL VERIFICATION SERVICES INC.
47173 Benicia Street, Fremont, CA 94538; USA TEL:(510) 319-4000 FAX:(510) 661-0888
This report shall not be reproduced except in full, without the written approval of UL Verification Services Inc.

ANT 3

BANDEDGE (LOW CHANNEL)

HORIZONTAL RESULT

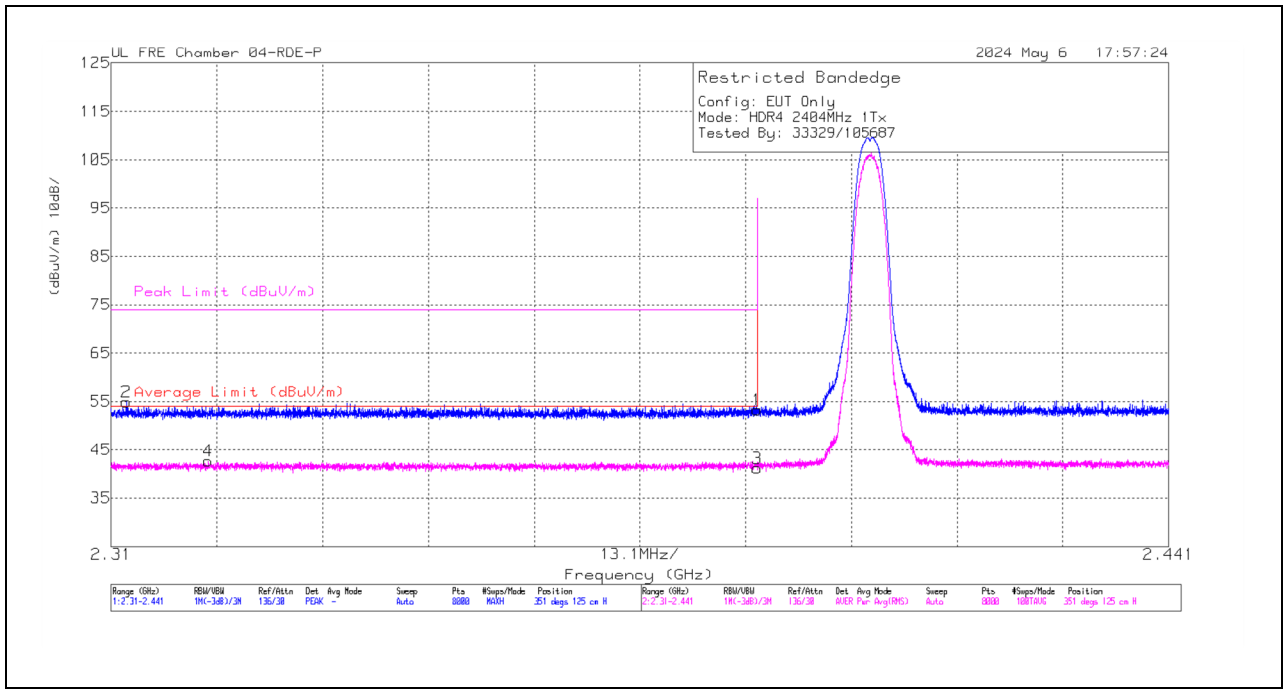

Marker	Frequency (GHz)	Meter Reading (dBuV)	Det	79834 ACF (dB/m)	Gain/Loss (dB)	Corrected Reading (dBuV/m)	Average Limit (dBuV/m)	Margin (dB)	Peak Limit (dBuV/m)	PK Margin (dB)	Azimuth (Degs)	Height (cm)	Polarity
1	* 2.39	62.03	Pk	32	-40.75	53.28	-	-	74	-20.72	351	125	H
2	* 2.311851	63.83	Pk	31.9	-40.82	54.91	-	-	74	-19.09	351	125	H
3	* 2.39	49.92	RMS	32	-40.75	41.17	54	-12.83	-	-	351	125	H
4	* 2.321988	51.59	RMS	31.9	-40.83	42.66	54	-11.34	-	-	351	125	H

* - indicates frequency in CFR47 Pt 15 / IC RSS-Restricted Band
Pk - Peak detector
RMS - RMS detection

UL VERIFICATION SERVICES INC.
47173 Benicia Street, Fremont, CA 94538; USA TEL:(510) 319-4000 FAX:(510) 661-0888
This report shall not be reproduced except in full, without the written approval of UL Verification Services Inc.

VERTICAL RESULT

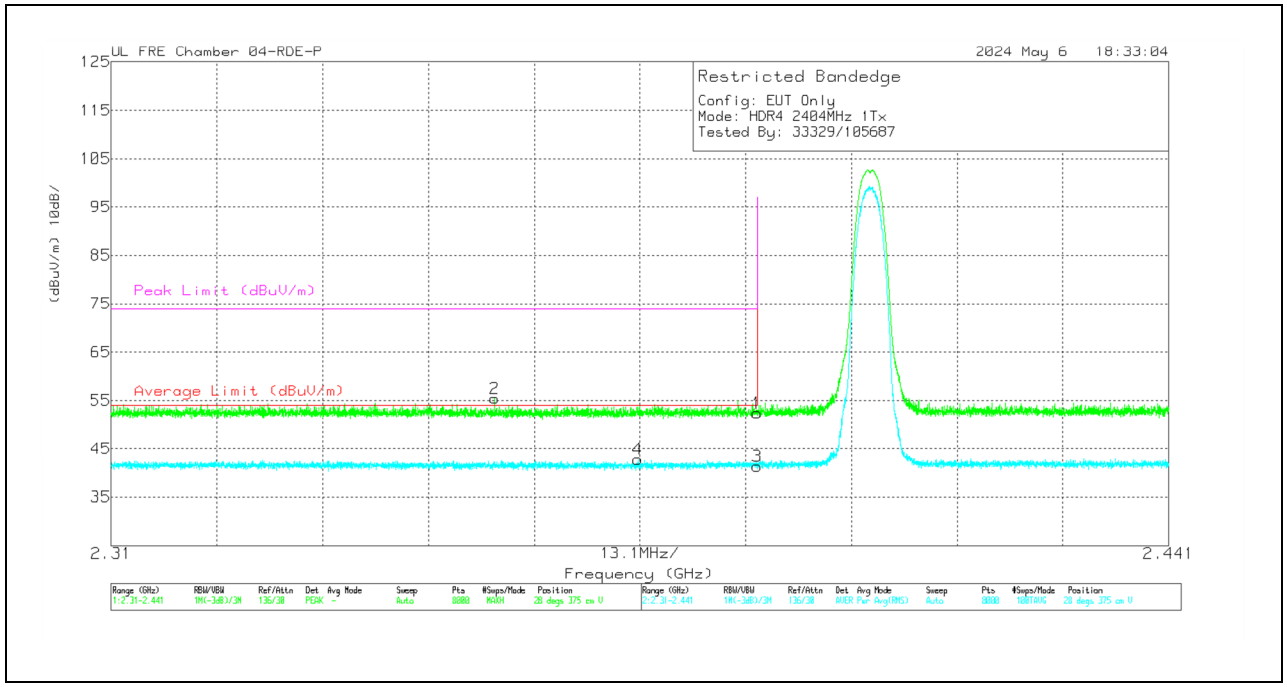

Marker	Frequency (GHz)	Meter Reading (dBuV)	Det	79834 ACF (dB/m)	Gain/Loss (dB)	Corrected Reading (dBuV/m)	Average Limit (dBuV/m)	Margin (dB)	Peak Limit (dBuV/m)	PK Margin (dB)	Azimuth (Degs)	Height (cm)	Polarity
1	* 2.39	61.12	Pk	32	-40.75	52.37	-	-	74	-21.63	28	375	V
2	* 2.35751	64.28	Pk	31.9	-40.76	55.42	-	-	74	-18.58	28	375	V
3	* 2.39	50.13	RMS	32	-40.75	41.38	54	-12.62	-	-	28	375	V
4	* 2.37523	51.58	RMS	32	-40.76	42.82	54	-11.18	-	-	28	375	V

* - indicates frequency in CFR47 Pt 15 / IC RSS-Restricted Band
Pk - Peak detector
RMS - RMS detection

UL VERIFICATION SERVICES INC.
47173 Benicia Street, Fremont, CA 94538; USA TEL:(510) 319-4000 FAX:(510) 661-0888
This report shall not be reproduced except in full, without the written approval of UL Verification Services Inc.

BANDEDGE (HIGH CHANNEL)

HORIZONTAL RESULT

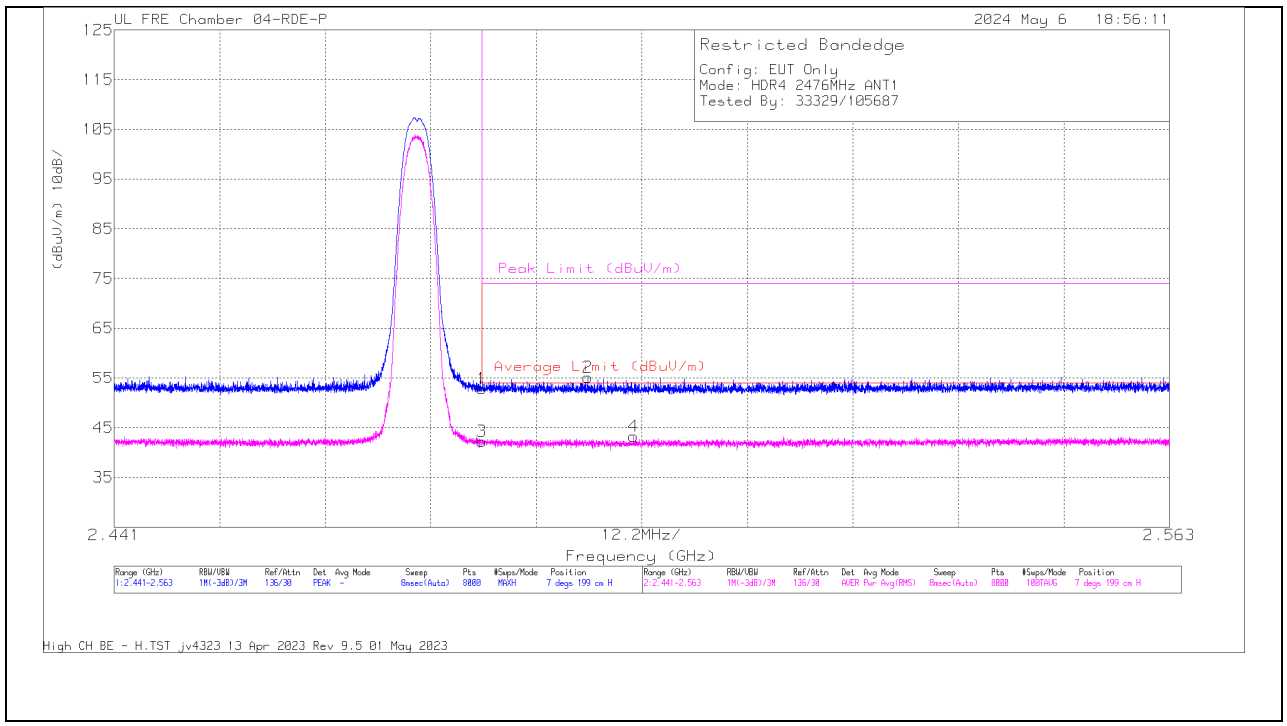

Marker	Frequency (GHz)	Meter Reading (dBuV)	Det	79834 ACF (dB/m)	DCCF (dB)	Gain/Loss (dB)	Corrected Reading (dBuV/m)	Average Limit (dBuV/m)	Margin (dB)	Peak Limit (dBuV/m)	PK Margin (dB)	Azimuth (Degs)	Height (cm)	Polarity
1	* 2.4835	61.45	Pk	32.2	0	-40.83	52.82	-	-	74	-21.18	7	199	H
2	* 2.495739	63.7	Pk	32.3	0	-40.83	55.17	-	-	74	-18.83	7	199	H
3	* 2.4835	50.88	RMS	32.2	0	-40.83	42.25	54	-11.75	-	-	7	199	H
4	2.501032	51.74	RMS	32.3	0	-40.79	43.25	54	-10.75	-	-	7	199	H

* - indicates frequency in CFR47 Pt 15 / IC RSS-Restricted Band
Pk - Peak detector
RMS - RMS detection

UL VERIFICATION SERVICES INC.
47173 Benicia Street, Fremont, CA 94538; USA TEL:(510) 319-4000 FAX:(510) 661-0888
This report shall not be reproduced except in full, without the written approval of UL Verification Services Inc.

VERTICAL RESULT

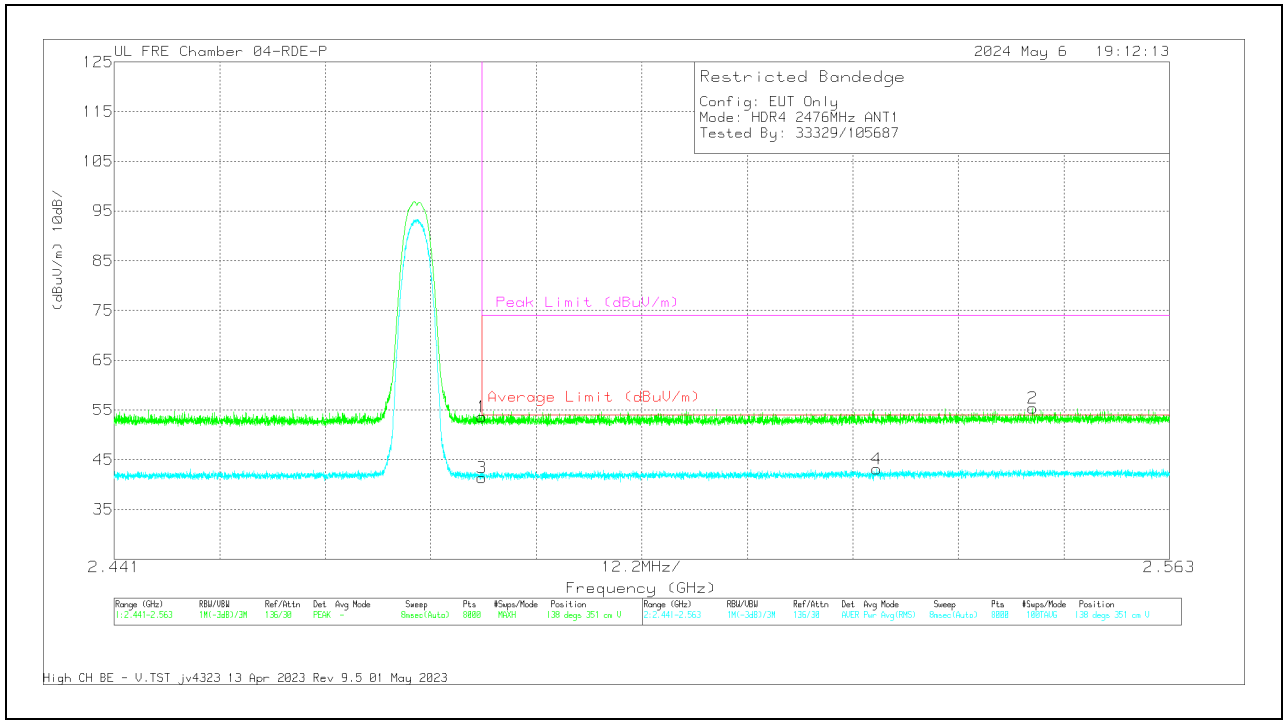

Marker	Frequency (GHz)	Meter Reading (dBuV)	Det	79834 ACF (dB/m)	DCCF (dB)	Gain/Loss (dB)	Corrected Reading (dBuV/m)	Average Limit (dBuV/m)	Margin (dB)	Peak Limit (dBuV/m)	PK Margin (dB)	Azimuth (Degs)	Height (cm)	Polarity
1	* 2.4835	62.26	Pk	32.2	0	-40.83	53.63	-	-	74	-20.37	138	351	V
3	* 2.4835	49.98	RMS	32.2	0	-40.83	41.35	54	-12.65	-	-	138	351	V
4	2.529172	51.45	RMS	32.4	0	-40.72	43.13	54	-10.87	-	-	138	351	V
2	2.547169	63.62	Pk	32.4	0	-40.67	55.35	-	-	74	-18.65	138	351	V

* - indicates frequency in CFR47 Pt 15 / IC RSS-Restricted Band
Pk - Peak detector
RMS - RMS detection

UL VERIFICATION SERVICES INC.
47173 Benicia Street, Fremont, CA 94538; USA TEL:(510) 319-4000 FAX:(510) 661-0888
This report shall not be reproduced except in full, without the written approval of UL Verification Services Inc.

10.2.2. HIGH POWER HDR TXBF (HDR4)

BANDEDGE (LOW CHANNEL)

HORIZONTAL RESULT

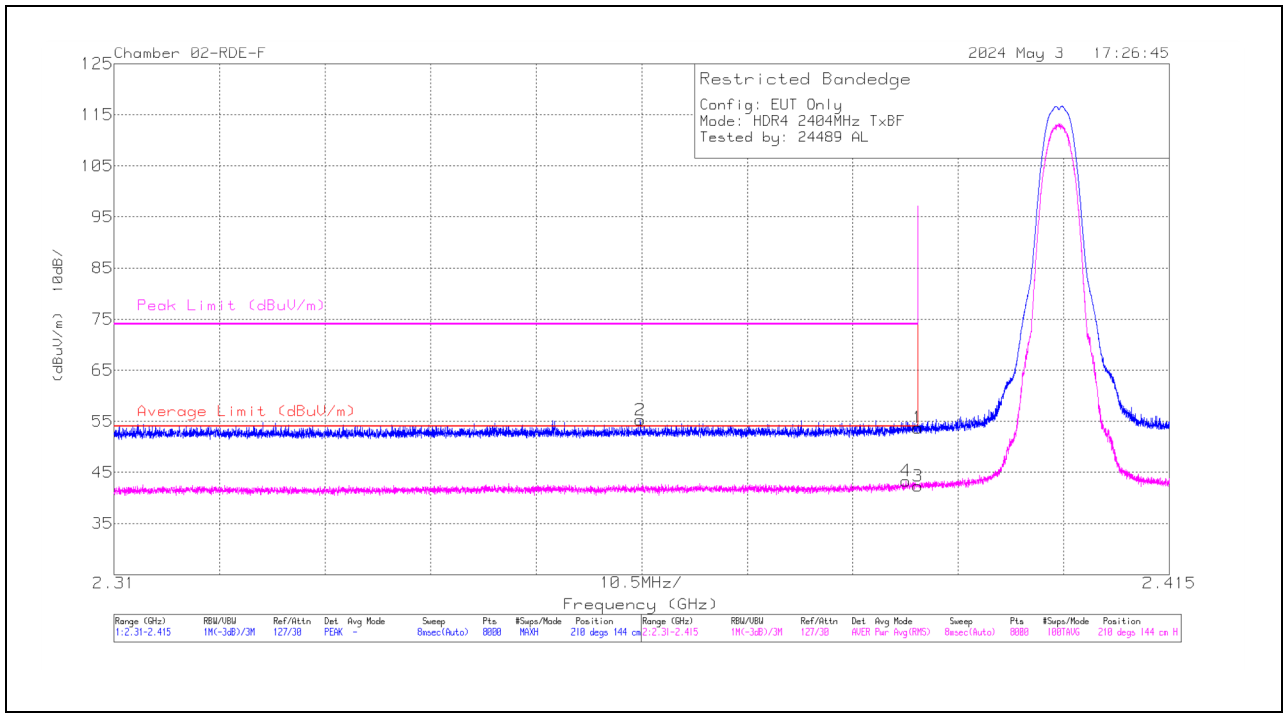

Marker	Frequency (GHz)	Meter Reading (dBuV)	Det	206806 ACF (dB/m)	Amp/Cbl (dB)	Corrected Reading (dBuV/m)	Average Limit (dBuV/m)	Margin (dB)	Peak Limit (dBuV/m)	PK Margin (dB)	Azimuth (Degs)	Height (cm)	Polarity
1	* 2.39	60.44	Pk	32.2	-38.9	53.74	-	-	74	-20.26	210	144	H
2	* 2.362364	62.24	Pk	32.1	-39.1	55.24	-	-	74	-18.76	210	144	H
3	* 2.39	49.01	RMS	32.2	-38.9	42.31	54	-11.69	-	-	210	144	H
4	* 2.388788	50.02	RMS	32.2	-38.9	43.32	54	-10.68	-	-	210	144	H

* - indicates frequency in CFR47 Pt 15 / IC RSS-Restricted Band
Pk - Peak detector
RMS - RMS detection

UL VERIFICATION SERVICES INC.
47173 Benicia Street, Fremont, CA 94538; USA TEL:(510) 319-4000 FAX:(510) 661-0888
This report shall not be reproduced except in full, without the written approval of UL Verification Services Inc.

VERTICAL RESULT

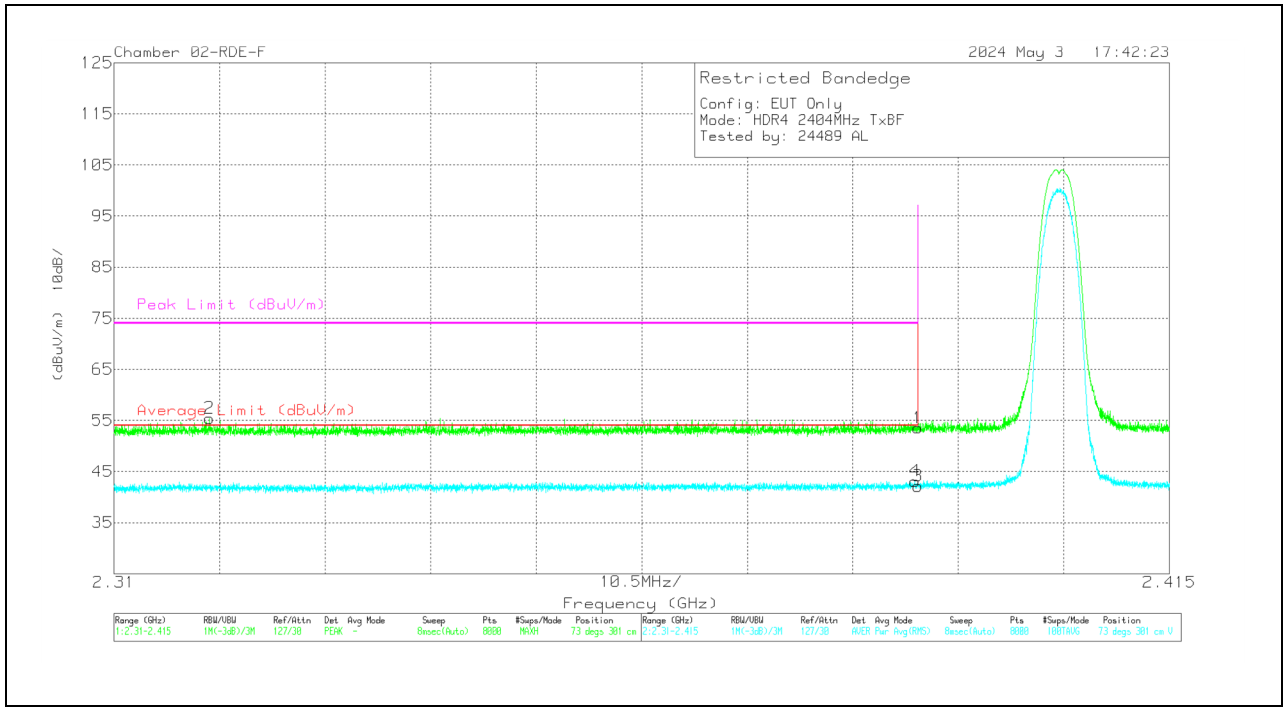

Marker	Frequency (GHz)	Meter Reading (dBuV)	Det	206806 ACF (dB/m)	Amp/Cbl (dB)	Corrected Reading (dBuV/m)	Average Limit (dBuV/m)	Margin (dB)	Peak Limit (dBuV/m)	PK Margin (dB)	Azimuth (Degs)	Height (cm)	Polarity
1	* 2.39	60.24	Pk	32.2	-38.9	53.54	-	-	74	-20.46	73	301	V
2	* 2.319491	62.51	Pk	32	-39.1	55.41	-	-	74	-18.59	73	301	V
3	* 2.39	48.87	RMS	32.2	-38.9	42.17	54	-11.83	-	-	73	301	V
4	* 2.389694	49.83	RMS	32.2	-38.9	43.13	54	-10.87	-	-	73	301	V

* - indicates frequency in CFR47 Pt 15 / IC RSS-Restricted Band
Pk - Peak detector
RMS - RMS detection

UL VERIFICATION SERVICES INC.
47173 Benicia Street, Fremont, CA 94538; USA TEL:(510) 319-4000 FAX:(510) 661-0888
This report shall not be reproduced except in full, without the written approval of UL Verification Services Inc.

BANDEDGE (HIGH CHANNEL)

HORIZONTAL RESULT

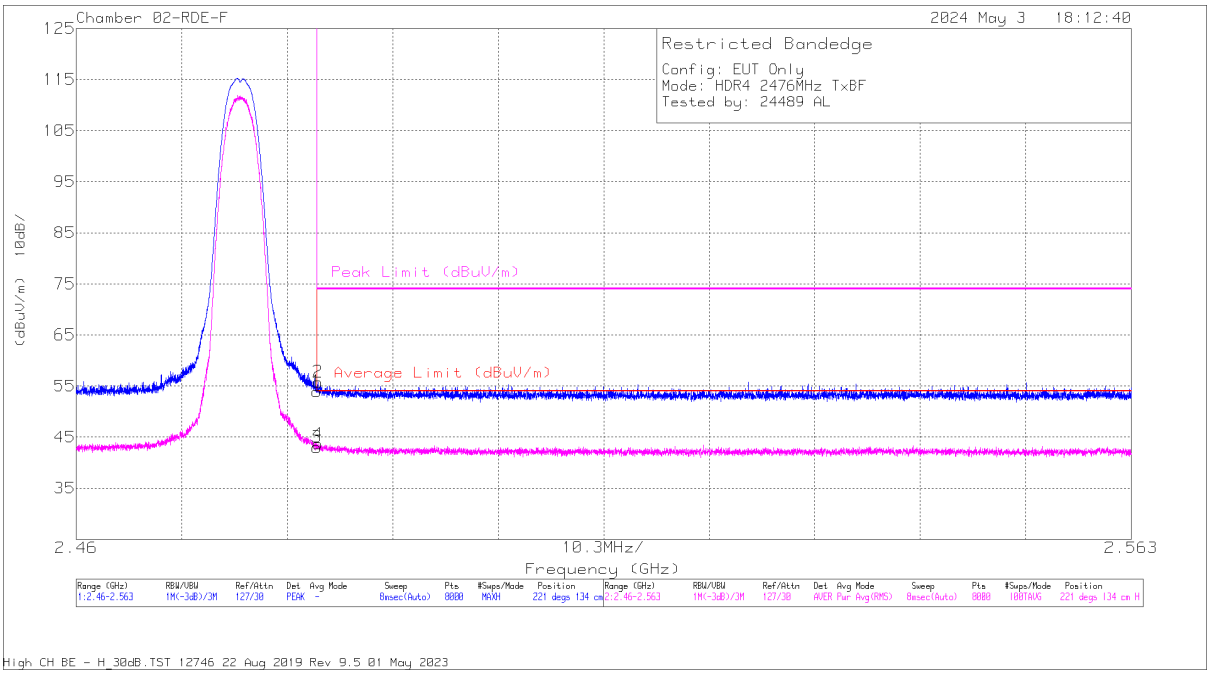

Marker	Frequency (GHz)	Meter Reading (dBuV)	Det	206806 ACF (dB/m)	Amp/Cbl (dB)	Corrected Reading (dBuV/m)	Average Limit (dBuV/m)	Margin (dB)	Peak Limit (dBuV/m)	PK Margin (dB)	Azimuth (Degs)	Height (cm)	Polarity
1	* 2.4835	60.47	Pk	32.2	-38.7	53.97	-	-	74	-20.03	221	134	H
2	* 2.483616	62.3	Pk	32.2	-38.7	55.8	-	-	74	-18.2	221	134	H
3	* 2.4835	49.51	RMS	32.2	-38.7	43.01	54	-10.99	-	-	221	134	H
4	* 2.483616	50.18	RMS	32.2	-38.7	43.68	54	-10.32	-	-	221	134	H

* - indicates frequency in CFR47 Pt 15 / IC RSS-Restricted Band
Pk - Peak detector
RMS - RMS detection

UL VERIFICATION SERVICES INC.
47173 Benicia Street, Fremont, CA 94538; USA TEL:(510) 319-4000 FAX:(510) 661-0888
This report shall not be reproduced except in full, without the written approval of UL Verification Services Inc.

VERTICAL RESULT

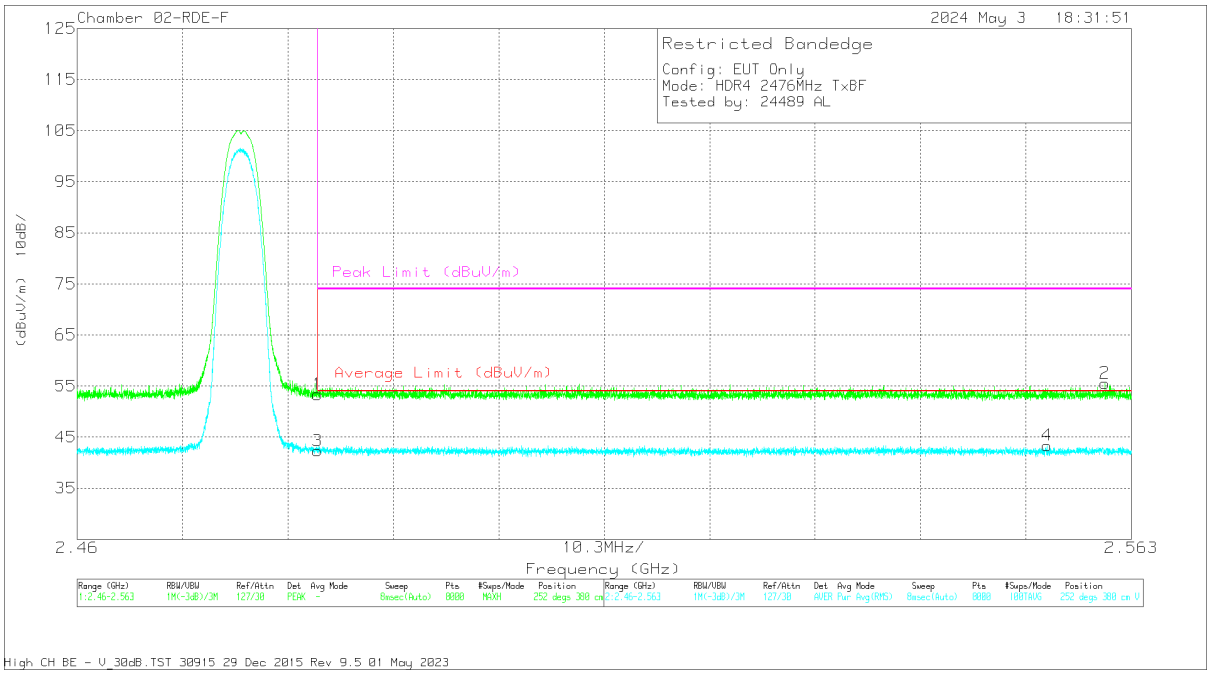

Marker	Frequency (GHz)	Meter Reading (dBuV)	Det	206806 ACF (dB/m)	Amp/Cbl (dB)	Corrected Reading (dBuV/m)	Average Limit (dBuV/m)	Margin (dB)	Peak Limit (dBuV/m)	PK Margin (dB)	Azimuth (Degs)	Height (cm)	Polarity
1	* 2.4835	59.87	Pk	32.2	-38.7	53.37	-	-	74	-20.63	252	380	V
3	* 2.4835	48.81	RMS	32.2	-38.7	42.31	54	-11.69	-	-	252	380	V
4	2.554775	49.78	RMS	32.2	-38.6	43.38	54	-10.62	-	-	252	380	V
2	2.560428	61.86	Pk	32.2	-38.5	55.56	-	-	74	-18.44	252	380	V

* - indicates frequency in CFR47 Pt 15 / IC RSS-Restricted Band
Pk - Peak detector
RMS - RMS detection

UL VERIFICATION SERVICES INC.
47173 Benicia Street, Fremont, CA 94538; USA TEL:(510) 319-4000 FAX:(510) 661-0888
This report shall not be reproduced except in full, without the written approval of UL Verification Services Inc.

10.2.3. HIGH POWER HDR (HDR8)

ANT 4

BANDEDGE (LOW CHANNEL)

HORIZONTAL RESULT

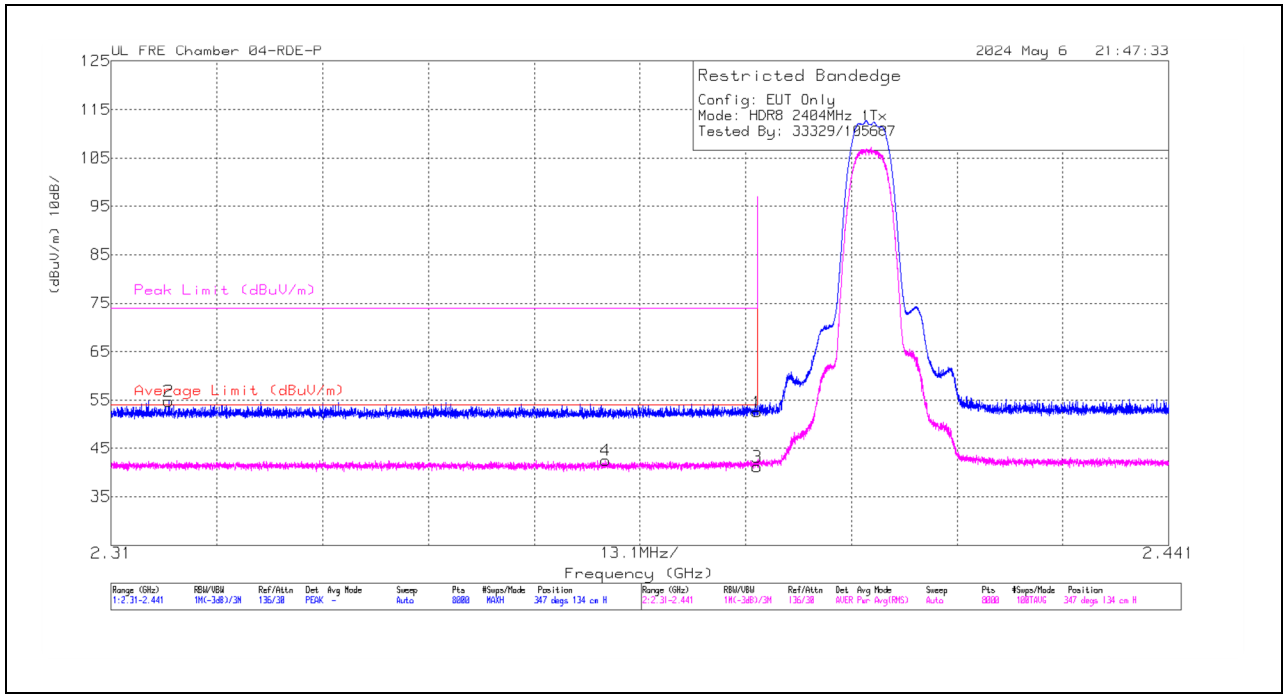

Marker	Frequency (GHz)	Meter Reading (dBuV)	Det	79834 ACF (dB/m)	Gain/Loss (dB)	Corrected Reading (dBuV/m)	Average Limit (dBuV/m)	Margin (dB)	Peak Limit (dBuV/m)	PK Margin (dB)	Azimuth (Degs)	Height (cm)	Polarity
1	* 2.39	61.26	Pk	32	-40.75	52.51	-	-	74	-21.49	347	134	H
2	* 2.317108	63.66	Pk	31.9	-40.82	54.74	-	-	74	-19.26	347	134	H
3	* 2.39	49.93	RMS	32	-40.75	41.18	54	-12.82	-	-	347	134	H
4	* 2.371234	51.35	RMS	31.9	-40.74	42.51	54	-11.49	-	-	347	134	H

* - indicates frequency in CFR47 Pt 15 / IC RSS-Restricted Band
Pk - Peak detector
RMS - RMS detection

UL VERIFICATION SERVICES INC.
47173 Benicia Street, Fremont, CA 94538; USA TEL:(510) 319-4000 FAX:(510) 661-0888
This report shall not be reproduced except in full, without the written approval of UL Verification Services Inc.

VERTICAL RESULT

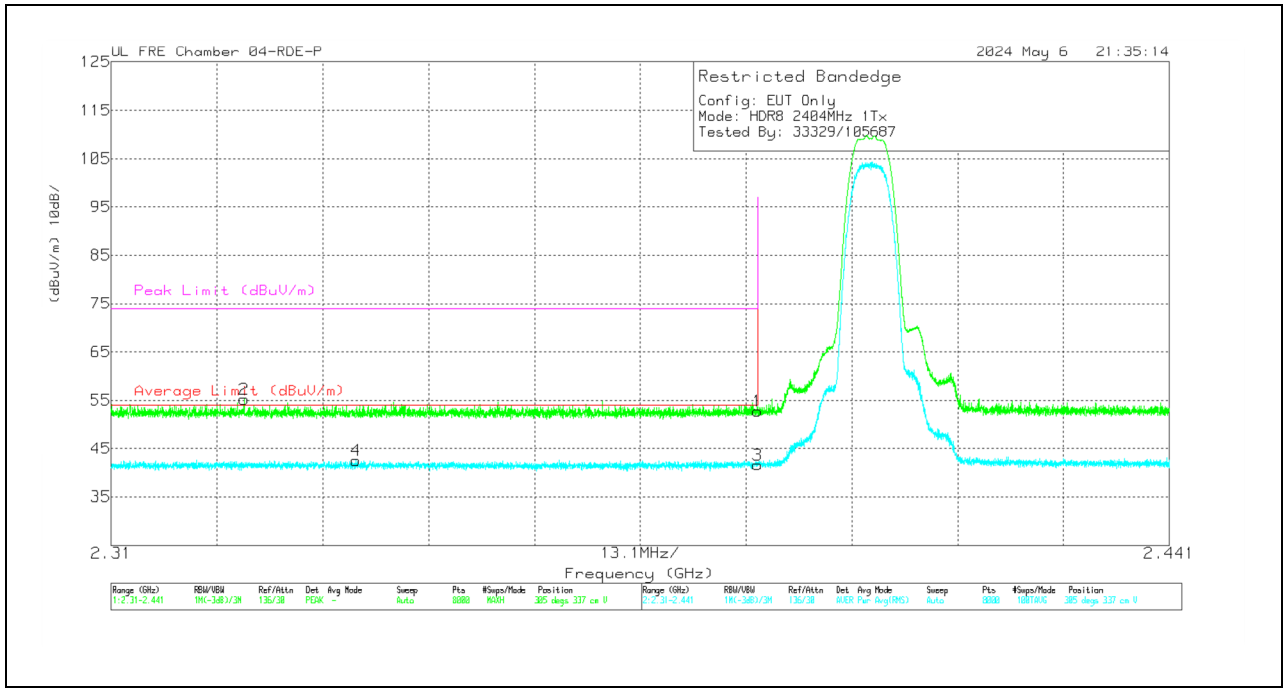

Marker	Frequency (GHz)	Meter Reading (dBuV)	Det	79834 ACF (dB/m)	Gain/Loss (dB)	Corrected Reading (dBuV/m)	Average Limit (dBuV/m)	Margin (dB)	Peak Limit (dBuV/m)	PK Margin (dB)	Azimuth (Degs)	Height (cm)	Polarity
1	* 2.39	61.47	Pk	32	-40.75	52.72	-	-	74	-21.28	305	337	V
2	* 2.326443	64.11	Pk	31.9	-40.8	55.21	-	-	74	-18.79	305	337	V
3	* 2.39	50.38	RMS	32	-40.75	41.63	54	-12.37	-	-	305	337	V
4	* 2.340297	51.45	RMS	31.9	-40.78	42.57	54	-11.43	-	-	305	337	V

* - indicates frequency in CFR47 Pt 15 / IC RSS-Restricted Band
Pk - Peak detector
RMS - RMS detection

UL VERIFICATION SERVICES INC.
47173 Benicia Street, Fremont, CA 94538; USA TEL:(510) 319-4000 FAX:(510) 661-0888
This report shall not be reproduced except in full, without the written approval of UL Verification Services Inc.

BANDEDGE (HIGH CHANNEL)

HORIZONTAL RESULT

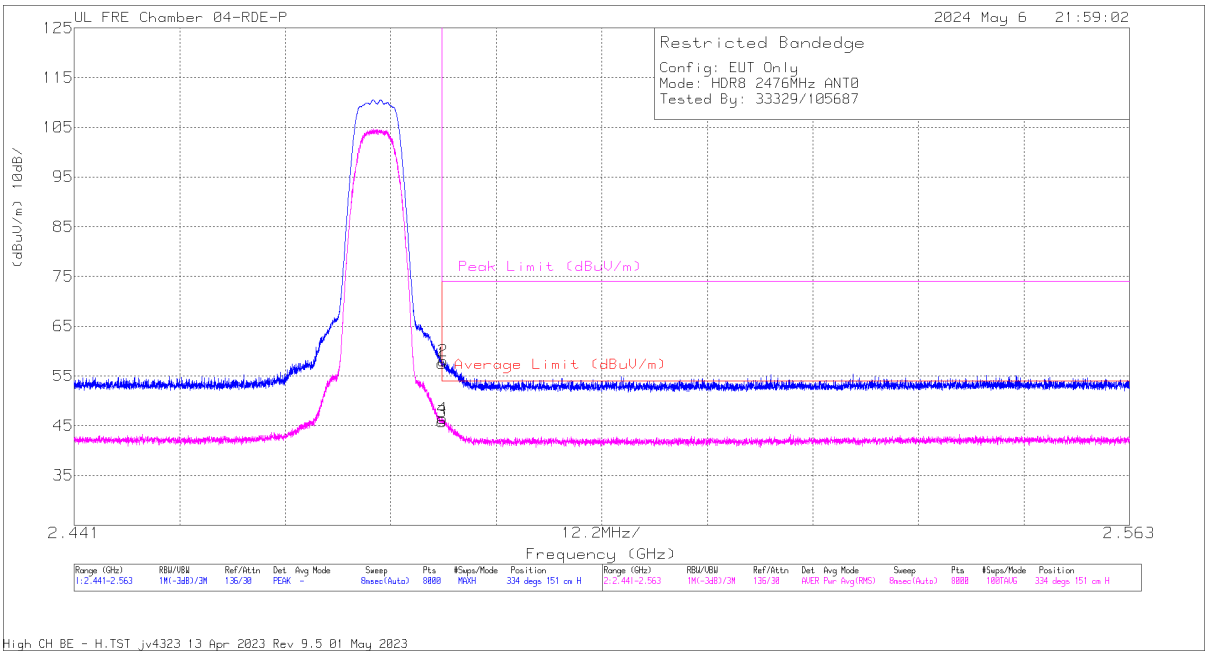

Marker	Frequency (GHz)	Meter Reading (dBuV)	Det	79834 ACF (dB/m)	DCCF (dB)	Gain/Loss (dB)	Corrected Reading (dBuV/m)	Average Limit (dBuV/m)	Margin (dB)	Peak Limit (dBuV/m)	PK Margin (dB)	Azimuth (Degs)	Height (cm)	Polarity
1	* 2.4835	66.14	Pk	32.2	0	-40.83	57.51	-	-	74	-16.49	334	151	H
2	* 2.48366	66.64	Pk	32.2	0	-40.83	58.01	-	-	74	-15.99	334	151	H
3	* 2.4835	54.38	RMS	32.2	0	-40.83	45.75	54	-8.25	-	-	334	151	H
4	* 2.483553	55.08	RMS	32.2	0	-40.83	46.45	54	-7.55	-	-	334	151	H

* - indicates frequency in CFR47 Pt 15 / IC RSS-Restricted Band
Pk - Peak detector
RMS - RMS detection

UL VERIFICATION SERVICES INC.
47173 Benicia Street, Fremont, CA 94538; USA TEL:(510) 319-4000 FAX:(510) 661-0888
This report shall not be reproduced except in full, without the written approval of UL Verification Services Inc.

VERTICAL RESULT

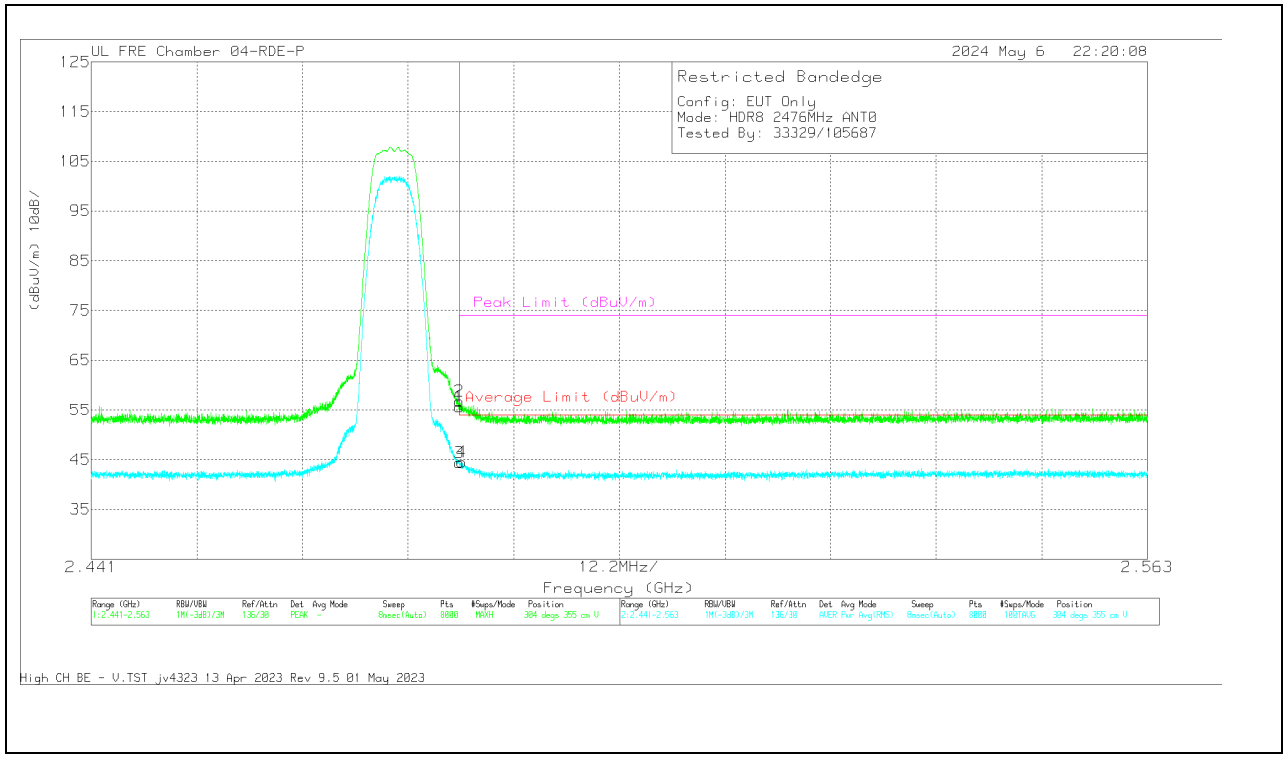

Marker	Frequency (GHz)	Meter Reading (dBuV)	Det	79834 ACF (dB/m)	DCCF (dB)	Gain/Loss (dB)	Corrected Reading (dBuV/m)	Average Limit (dBuV/m)	Margin (dB)	Peak Limit (dBuV/m)	PK Margin (dB)	Azimuth (Degs)	Height (cm)	Polarity
1	* 2.4835	64.29	Pk	32.2	0	-40.83	55.66	-	-	74	-18.34	304	355	V
2	* 2.483523	65.44	Pk	32.2	0	-40.83	56.81	-	-	74	-17.19	304	355	V
3	* 2.4835	53.01	RMS	32.2	0	-40.83	44.38	54	-9.62	-	-	304	355	V
4	* 2.483812	53.18	RMS	32.2	0	-40.83	44.55	54	-9.45	-	-	304	355	V

* - indicates frequency in CFR47 Pt 15 / IC RSS-Restricted Band
Pk - Peak detector
RMS - RMS detection

UL VERIFICATION SERVICES INC.
47173 Benicia Street, Fremont, CA 94538; USA TEL:(510) 319-4000 FAX:(510) 661-0888
This report shall not be reproduced except in full, without the written approval of UL Verification Services Inc.

ANT 3

BANDEDGE (LOW CHANNEL)

HORIZONTAL RESULT

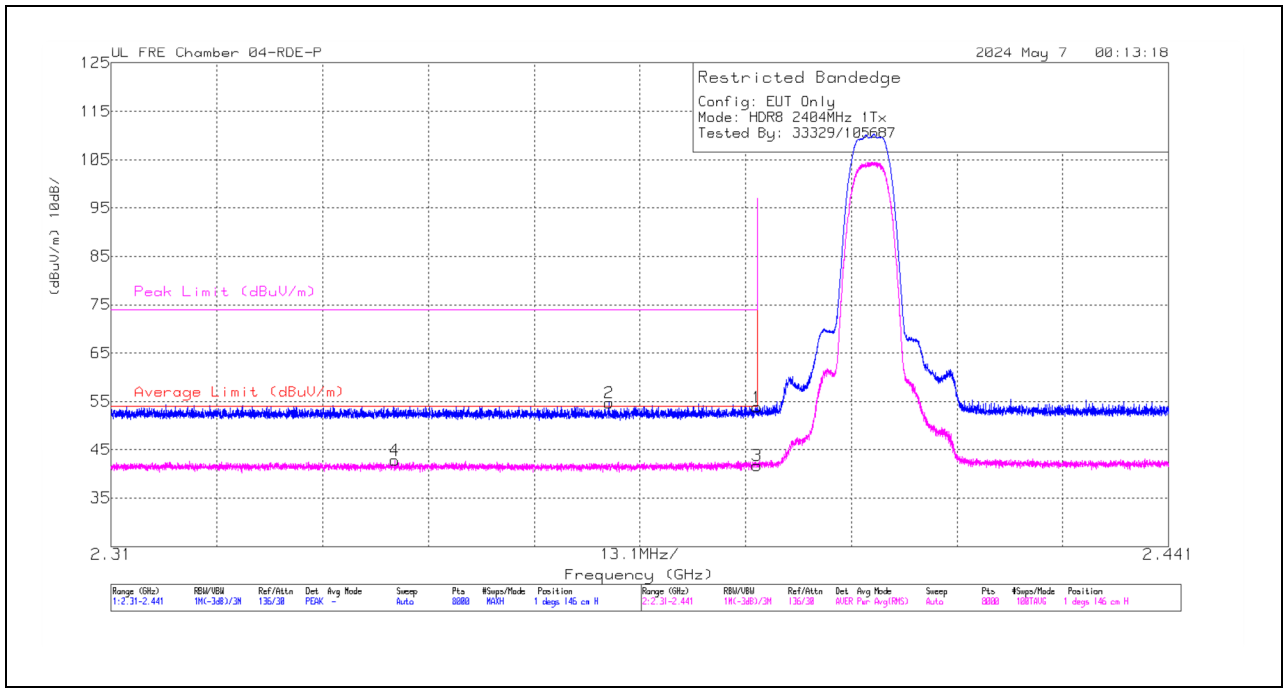

Marker	Frequency (GHz)	Meter Reading (dBuV)	Det	79834 ACF (dB/m)	Gain/Loss (dB)	Corrected Reading (dBuV/m)	Average Limit (dBuV/m)	Margin (dB)	Peak Limit (dBuV/m)	PK Margin (dB)	Azimuth (Degs)	Height (cm)	Polarity
1	* 2.39	62.58	Pk	32	-40.75	53.83	-	-	74	-20.17	1	146	H
2	* 2.371676	63.57	Pk	31.9	-40.75	54.72	-	-	74	-19.28	1	146	H
3	* 2.39	50.51	RMS	32	-40.75	41.76	54	-12.24	-	-	1	146	H
4	* 2.345129	51.67	RMS	31.9	-40.77	42.8	54	-11.2	-	-	1	146	H

* - indicates frequency in CFR47 Pt 15 / IC RSS-Restricted Band
Pk - Peak detector
RMS - RMS detection

UL VERIFICATION SERVICES INC.
47173 Benicia Street, Fremont, CA 94538; USA TEL:(510) 319-4000 FAX:(510) 661-0888
This report shall not be reproduced except in full, without the written approval of UL Verification Services Inc.

VERTICAL RESULT

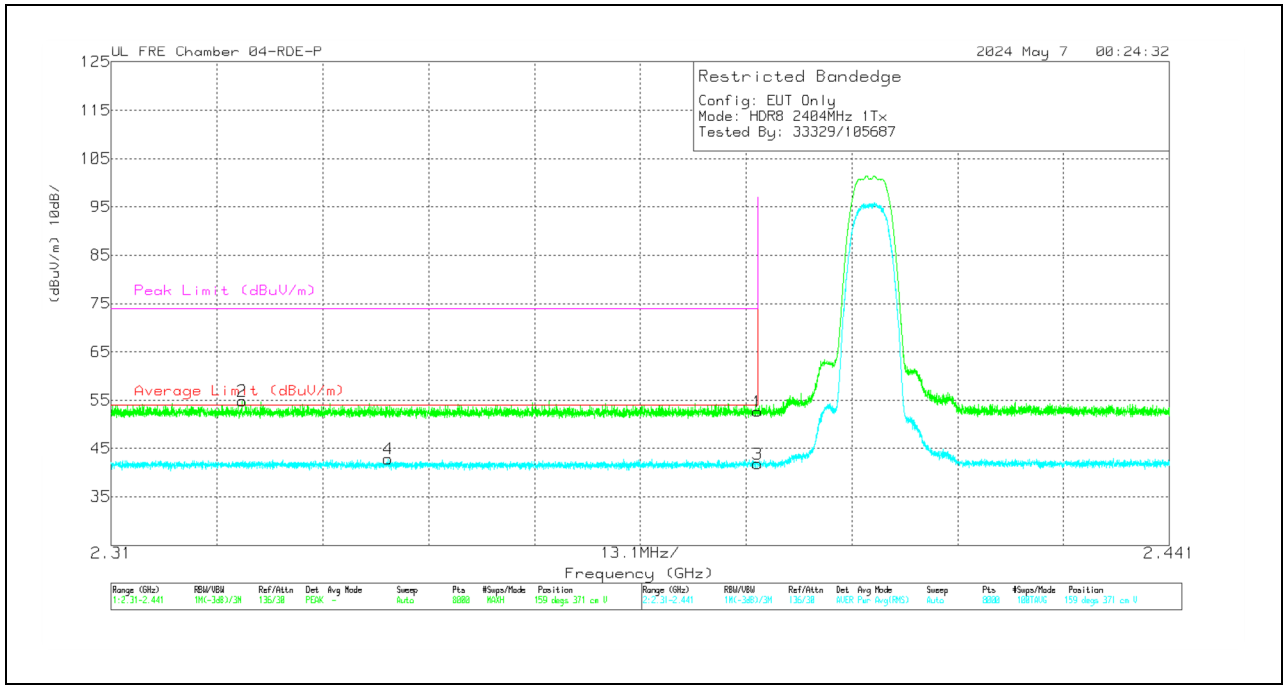

Marker	Frequency (GHz)	Meter Reading (dBuV)	Det	79834 ACF (dB/m)	Gain/Loss (dB)	Corrected Reading (dBuV/m)	Average Limit (dBuV/m)	Margin (dB)	Peak Limit (dBuV/m)	PK Margin (dB)	Azimuth (Degs)	Height (cm)	Polarity
1	* 2.39	61.4	Pk	32	-40.75	52.65	-	-	74	-21.35	159	371	V
2	* 2.326213	63.72	Pk	31.9	-40.8	54.82	-	-	74	-19.18	159	371	V
3	* 2.39	50.56	RMS	32	-40.75	41.81	54	-12.19	-	-	159	371	V
4	* 2.344261	51.73	RMS	31.9	-40.77	42.86	54	-11.14	-	-	159	371	V

* - indicates frequency in CFR47 Pt 15 / IC RSS-Restricted Band
Pk - Peak detector
RMS - RMS detection

UL VERIFICATION SERVICES INC.
47173 Benicia Street, Fremont, CA 94538; USA TEL:(510) 319-4000 FAX:(510) 661-0888
This report shall not be reproduced except in full, without the written approval of UL Verification Services Inc.

BANDEDGE (HIGH CHANNEL)

HORIZONTAL RESULT

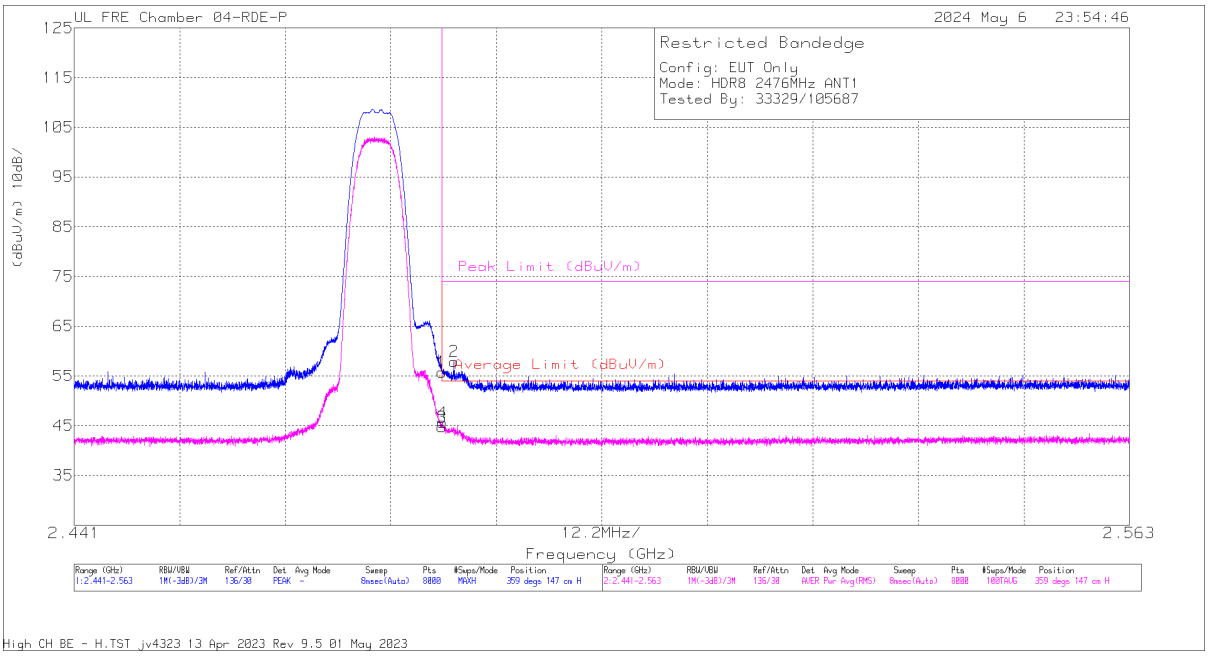

Marker	Frequency (GHz)	Meter Reading (dBuV)	Det	79834 ACF (dB/m)	DCCF (dB)	Gain/Loss (dB)	Corrected Reading (dBuV/m)	Average Limit (dBuV/m)	Margin (dB)	Peak Limit (dBuV/m)	PK Margin (dB)	Azimuth (Degs)	Height (cm)	Polarity
1	* 2.4835	64.36	Pk	32.2	0	-40.83	55.73	-	-	74	-18.27	359	147	H
2	* 2.484926	66.48	Pk	32.2	0	-40.82	57.86	-	-	74	-16.14	359	147	H
3	* 2.4835	53.35	RMS	32.2	0	-40.83	44.72	54	-9.28	-	-	359	147	H
4	* 2.483568	54.23	RMS	32.2	0	-40.83	45.6	54	-8.4	-	-	359	147	H

* - indicates frequency in CFR47 Pt 15 / IC RSS-Restricted Band
Pk - Peak detector
RMS - RMS detection

UL VERIFICATION SERVICES INC.
47173 Benicia Street, Fremont, CA 94538; USA TEL:(510) 319-4000 FAX:(510) 661-0888
This report shall not be reproduced except in full, without the written approval of UL Verification Services Inc.

VERTICAL RESULT

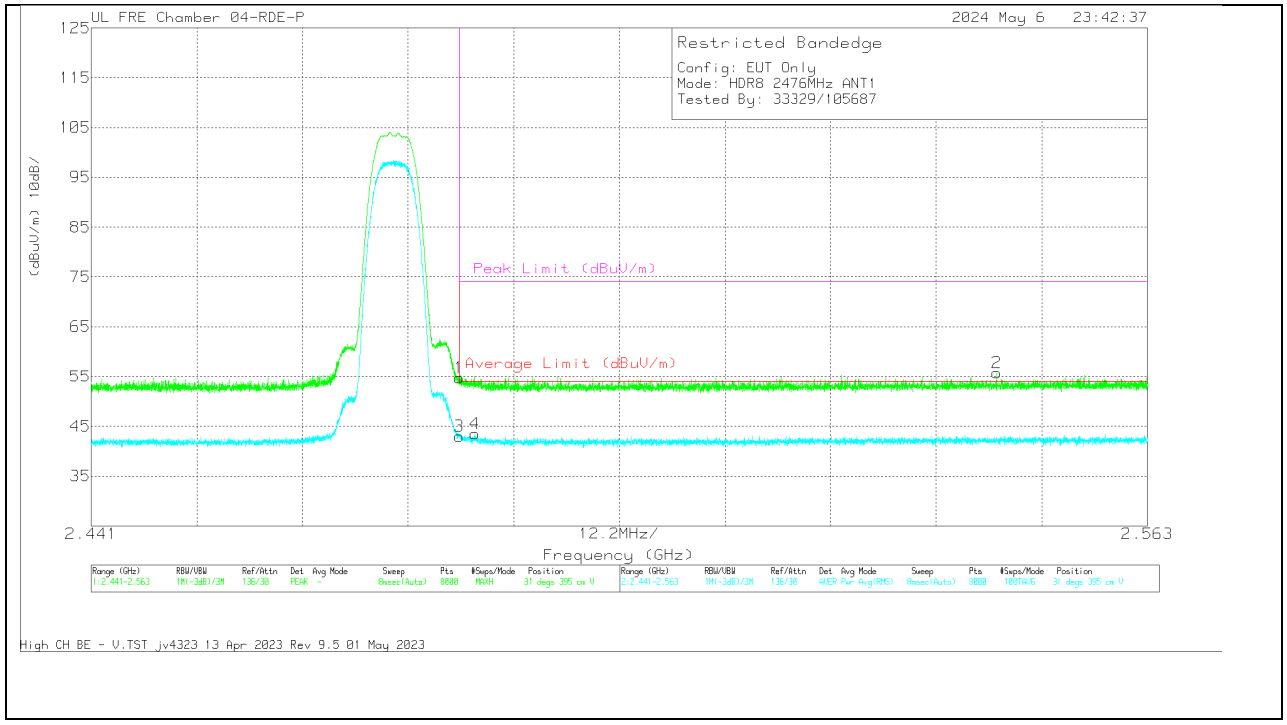

Marker	Frequency (GHz)	Meter Reading (dBuV)	Det	79834 ACF (dB/m)	DCCF (dB)	Gain/Loss (dB)	Corrected Reading (dBuV/m)	Average Limit (dBuV/m)	Margin (dB)	Peak Limit (dBuV/m)	PK Margin (dB)	Azimuth (Degs)	Height (cm)	Polarity
1	* 2.4835	63.38	Pk	32.2	0	-40.83	54.75	-	-	74	-19.25	31	395	V
3	* 2.4835	51.64	RMS	32.2	0	-40.83	43.01	54	-10.99	-	-	31	395	V
4	* 2.485322	52.12	RMS	32.2	0	-40.82	43.5	54	-10.5	-	-	31	395	V
2	2.545583	63.99	Pk	32.4	0	-40.67	55.72	-	-	74	-18.28	31	395	V

* - indicates frequency in CFR47 Pt 15 / IC RSS-Restricted Band
Pk - Peak detector
RMS - RMS detection

UL VERIFICATION SERVICES INC.
47173 Benicia Street, Fremont, CA 94538; USA TEL:(510) 319-4000 FAX:(510) 661-0888
This report shall not be reproduced except in full, without the written approval of UL Verification Services Inc.

10.2.4. HIGH POWER HDR TXBF (HDR8)

BANDEDGE (LOW CHANNEL)

HORIZONTAL RESULT

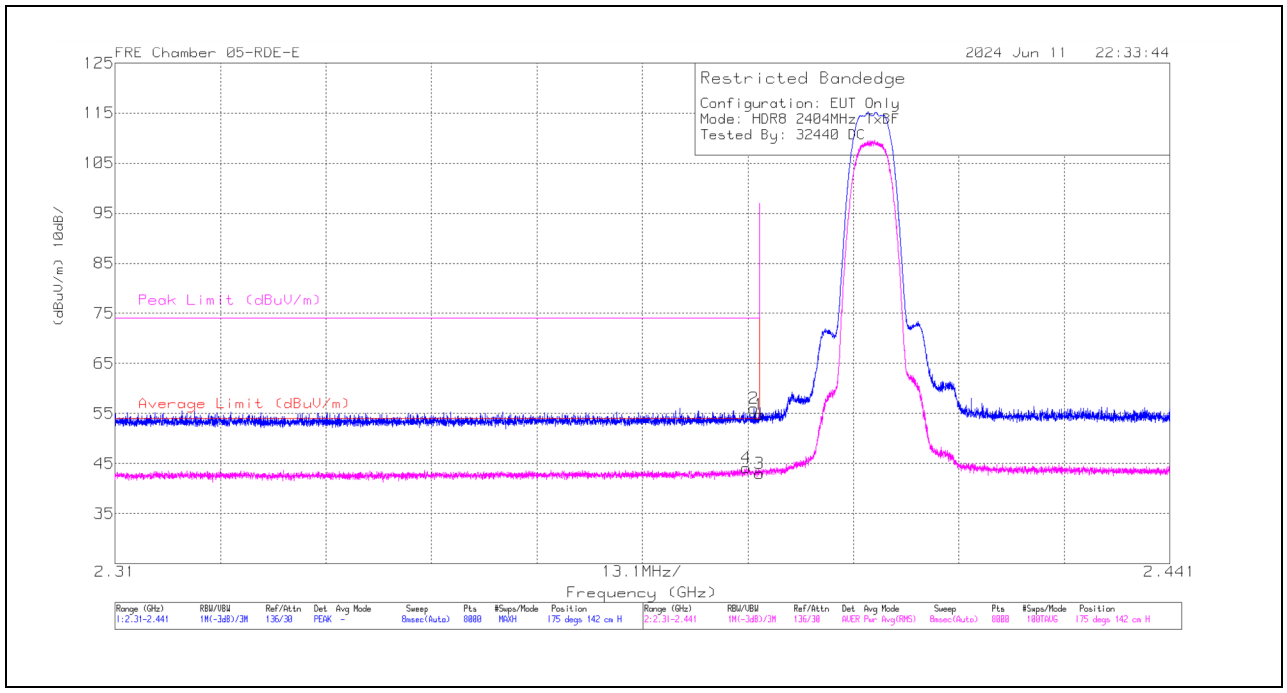

Marker	Frequency (GHz)	Meter Reading (dBuV)	Det	222740 ACF (dB/m)	Gain/Loss (dB)	Corrected Reading (dBuV/m)	Average Limit (dBuV/m)	Margin (dB)	Peak Limit (dBuV/m)	PK Margin (dB)	Azimuth (Degs)	Height (cm)	Polarity
4	* 2.38838	50.5	RMS	31.7	-38.1	44.1	54	-9.9	-	-	175	142	H
2	* 2.389363	62.43	Pk	31.7	-38.1	56.03	-	-	74	-17.97	175	142	H
1	* 2.39	61.19	Pk	31.7	-38.1	54.79	-	-	74	-19.21	175	142	H
3	* 2.39	49.38	RMS	31.7	-38.1	42.98	54	-11.02	-	-	175	142	H

* - indicates frequency in CFR47 Pt 15 / IC RSS-Restricted Band
Pk - Peak detector
RMS - RMS detection

UL VERIFICATION SERVICES INC.
47173 Benicia Street, Fremont, CA 94538; USA TEL:(510) 319-4000 FAX:(510) 661-0888
This report shall not be reproduced except in full, without the written approval of UL Verification Services Inc.

VERTICAL RESULT

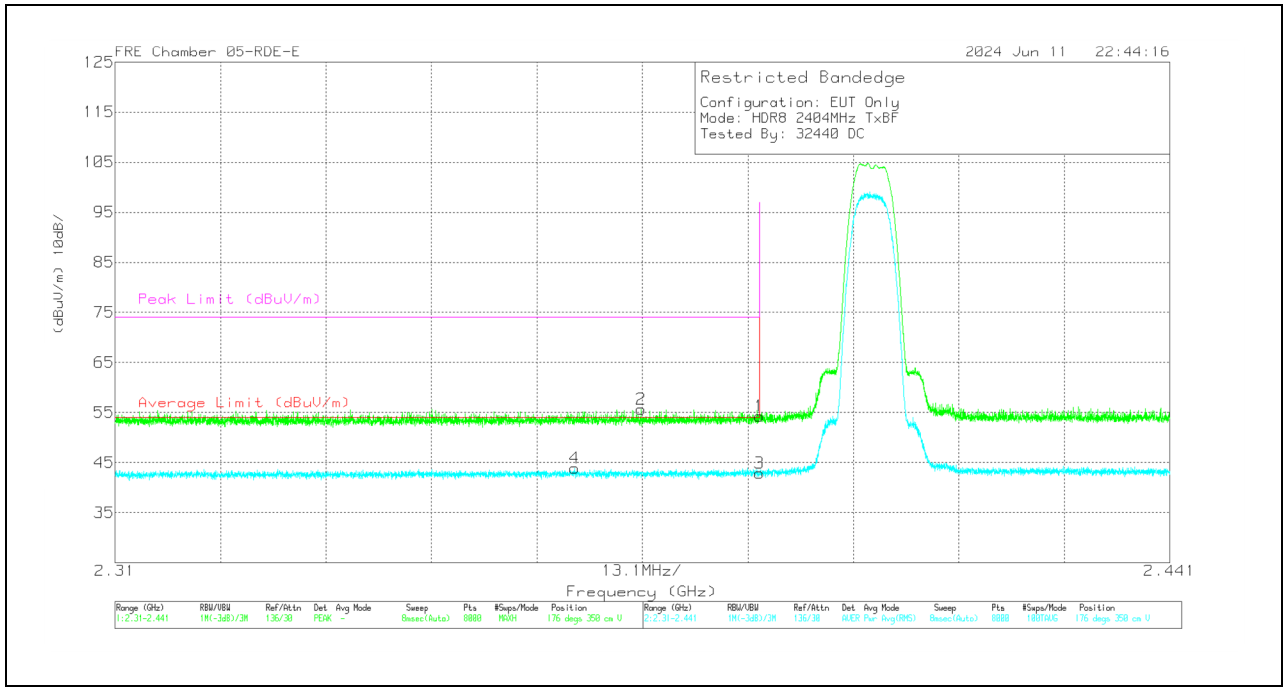

Marker	Frequency (GHz)	Meter Reading (dBuV)	Det	222740 ACF (dB/m)	Gain/Loss (dB)	Corrected Reading (dBuV/m)	Average Limit (dBuV/m)	Margin (dB)	Peak Limit (dBuV/m)	PK Margin (dB)	Azimuth (Degs)	Height (cm)	Polarity
1	* 2.39	60.65	Pk	31.7	-38.1	54.25	-	-	74	-19.75	176	350	V
2	* 2.375328	62.14	Pk	31.6	-38.03	55.71	-	-	74	-18.29	176	350	V
3	* 2.39	49.28	RMS	31.7	-38.1	42.88	54	-11.12	-	-	176	350	V
4	* 2.367074	50.31	RMS	31.6	-38.01	43.9	54	-10.1	-	-	176	350	V

* - indicates frequency in CFR47 Pt 15 / IC RSS-Restricted Band
Pk - Peak detector
RMS - RMS detection

UL VERIFICATION SERVICES INC.
47173 Benicia Street, Fremont, CA 94538; USA TEL:(510) 319-4000 FAX:(510) 661-0888
This report shall not be reproduced except in full, without the written approval of UL Verification Services Inc.

BANDEDGE (HIGH CHANNEL)

HORIZONTAL RESULT

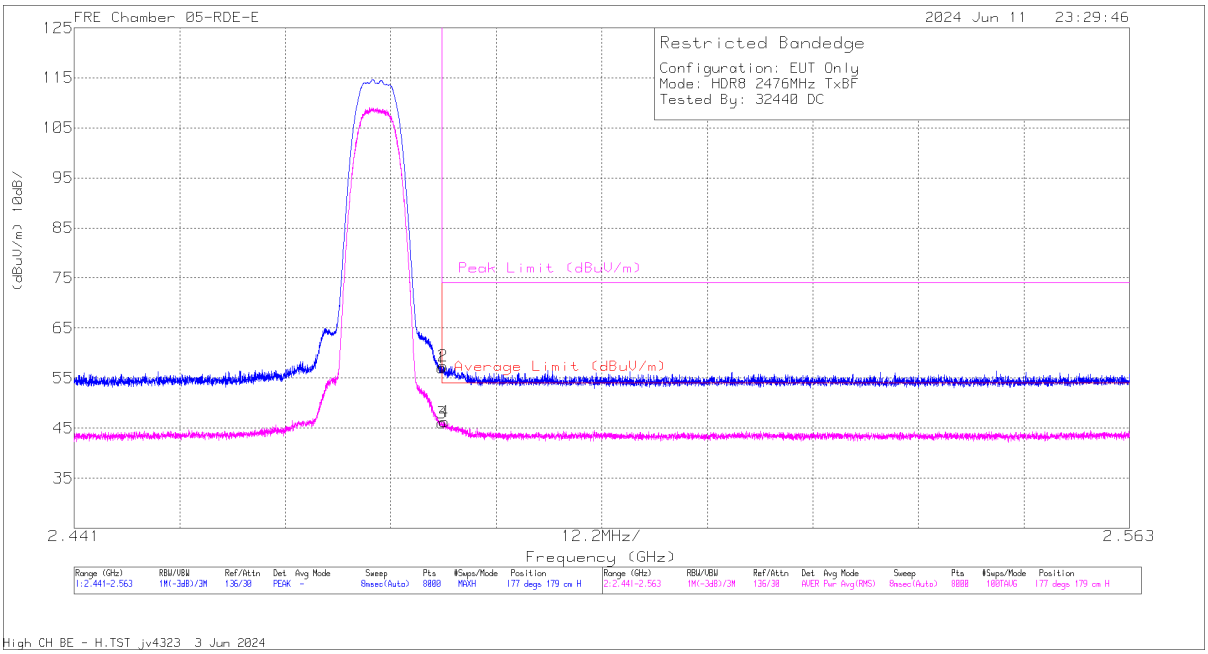

Marker	Frequency (GHz)	Meter Reading (dBuV)	Det	222740 ACF (dB/m)	Gain/Loss (dB)	Corrected Reading (dBuV/m)	Average Limit (dBuV/m)	Margin (dB)	Peak Limit (dBuV/m)	PK Margin (dB)	Azimuth (Degs)	Height (cm)	Polarity
1	* 2.4835	62.96	Pk	32.1	-38	57.06	-	-	74	-16.94	177	179	H
2	* 2.483629	63.35	Pk	32.1	-38	57.45	-	-	74	-16.55	177	179	H
3	* 2.4835	51.95	RMS	32.1	-38	46.05	54	-7.95	-	-	177	179	H
4	* 2.483812	52.22	RMS	32.1	-38	46.32	54	-7.68	-	-	177	179	H

* - indicates frequency in CFR47 Pt 15 / IC RSS-Restricted Band
Pk - Peak detector
RMS - RMS detection

UL VERIFICATION SERVICES INC.
47173 Benicia Street, Fremont, CA 94538; USA TEL:(510) 319-4000 FAX:(510) 661-0888
This report shall not be reproduced except in full, without the written approval of UL Verification Services Inc.

VERTICAL RESULT

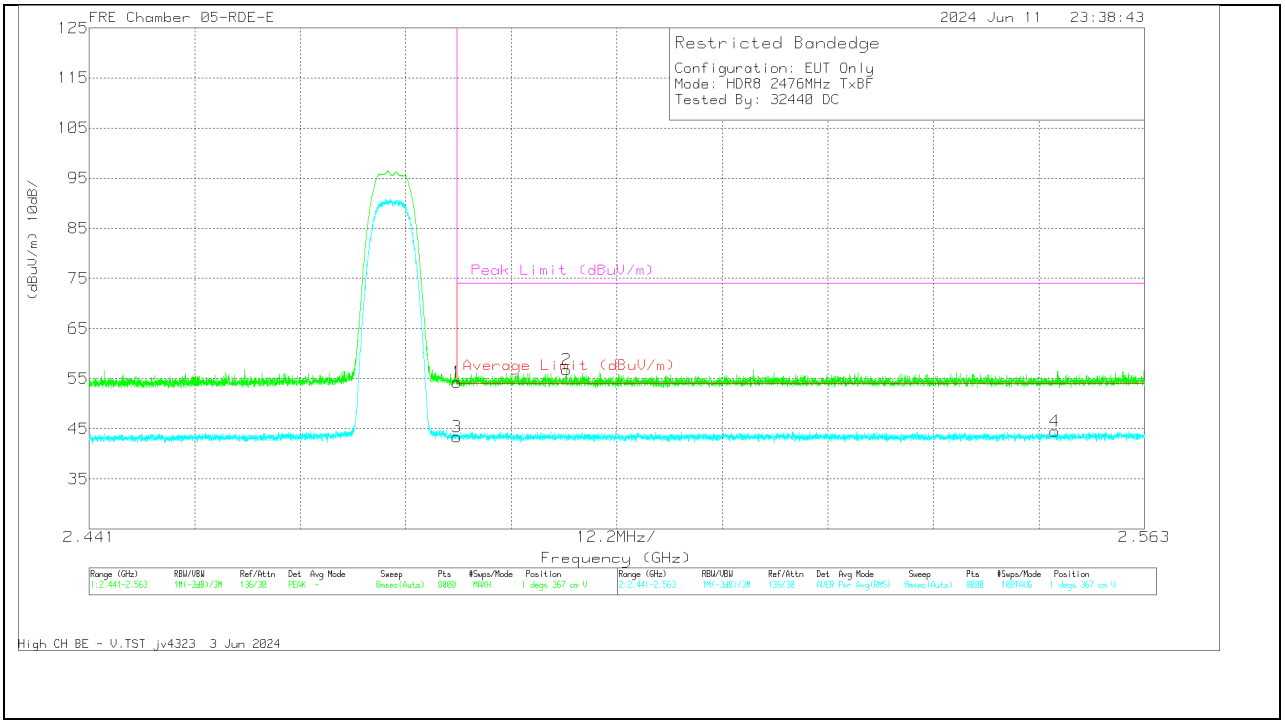

Marker	Frequency (GHz)	Meter Reading (dBuV)	Det	222740 ACF (dB/m)	Gain/Loss (dB)	Corrected Reading (dBuV/m)	Average Limit (dBuV/m)	Margin (dB)	Peak Limit (dBuV/m)	PK Margin (dB)	Azimuth (Degs)	Height (cm)	Polarity
1	* 2.4835	60.17	Pk	32.1	-38	54.27	-	-	74	-19.73	1	367	V
2	* 2.496166	62.61	Pk	32.1	-37.92	56.79	-	-	74	-17.21	1	367	V
3	* 2.4835	49.27	RMS	32.1	-38	43.37	54	-10.63	-	-	1	367	V
4	2.552629	50.36	RMS	32.2	-38	44.56	54	-9.44	-	-	1	367	V

* - indicates frequency in CFR47 Pt 15 / IC RSS-Restricted Band
Pk - Peak detector
RMS - RMS detection

UL VERIFICATION SERVICES INC.
47173 Benicia Street, Fremont, CA 94538; USA TEL:(510) 319-4000 FAX:(510) 661-0888
This report shall not be reproduced except in full, without the written approval of UL Verification Services Inc.

10.2.5. LOW POWER HDR (HDR4)

ANT 4

BANDEDGE (LOW CHANNEL)

HORIZONTAL RESULT

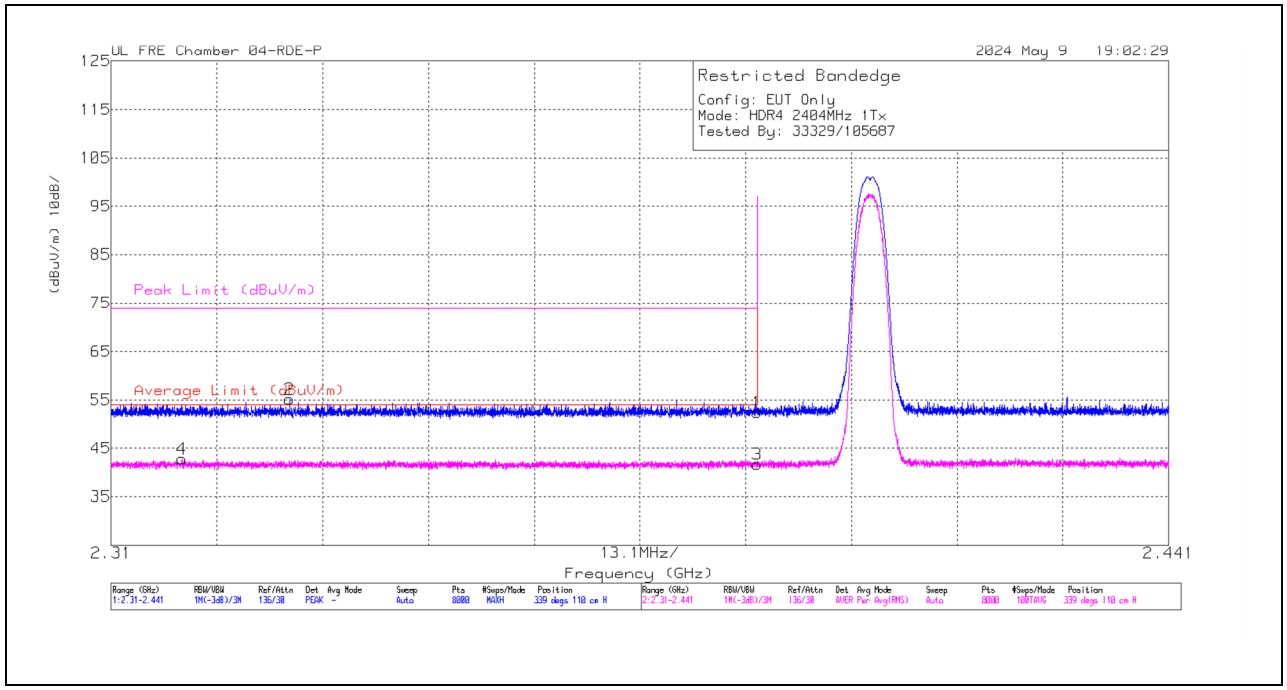

Marker	Frequency (GHz)	Meter Reading (dBuV)	Det	79834 ACF (dB/m)	Gain/Loss (dB)	Corrected Reading (dBuV/m)	Average Limit (dBuV/m)	Margin (dB)	Peak Limit (dBuV/m)	PK Margin (dB)	Azimuth (Degs)	Height (cm)	Polarity
4	*2.318762	51.73	RMS	31.9	-40.82	42.81	54	-11.19	-	-	339	110	H
2	*2.332093	64.03	Pk	31.9	-40.8	55.13	-	-	74	-18.87	339	110	H
1	*2.39	61.2	Pk	32	-40.75	52.45	-	-	74	-21.55	339	110	H
3	*2.39	50.45	RMS	32	-40.75	41.7	54	-12.3	-	-	339	110	H

* - indicates frequency in CFR47 Pt 15 / IC RSS-Restricted Band
Pk - Peak detector
RMS - RMS detection

UL VERIFICATION SERVICES INC.
47173 Benicia Street, Fremont, CA 94538; USA TEL:(510) 319-4000 FAX:(510) 661-0888
This report shall not be reproduced except in full, without the written approval of UL Verification Services Inc.

VERTICAL RESULT

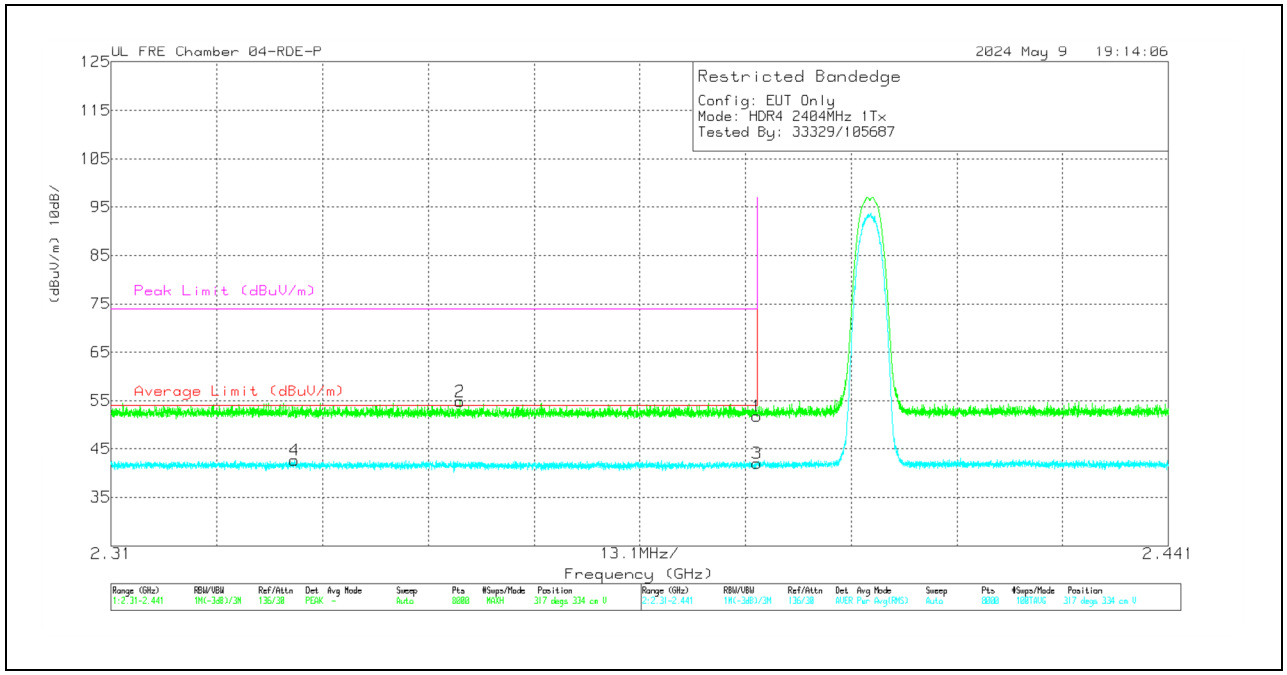

Trace Markers

Marker	Frequency (GHz)	Meter Reading (dBuV)	Det	79834 ACF (dB/m)	Gain/Loss (dB)	Corrected Reading (dBuV/m)	Average Limit (dBuV/m)	Margin (dB)	Peak Limit (dBuV/m)	PK Margin (dB)	Azimuth (Degs)	Height (cm)	Polarity
4	*2.332715	51.58	RMS	31.9	-40.79	42.69	54	-11.31	-	-	317	334	V
2	*2.353203	63.7	Pk	31.9	-40.78	54.82	-	-	74	-19.18	317	334	V
1	*2.39	60.5	Pk	32	-40.75	51.75	-	-	74	-22.25	317	334	V
3	*2.39	50.78	RMS	32	-40.75	42.03	54	-11.97	-	-	317	334	V

* - indicates frequency in CFR47 Pt 15 / IC RSS-Restricted Band
Pk - Peak detector
RMS - RMS detection

UL VERIFICATION SERVICES INC.
47173 Benicia Street, Fremont, CA 94538; USA TEL:(510) 319-4000 FAX:(510) 661-0888
This report shall not be reproduced except in full, without the written approval of UL Verification Services Inc.

BANDEDGE (HIGH CHANNEL)

HORIZONTAL RESULT

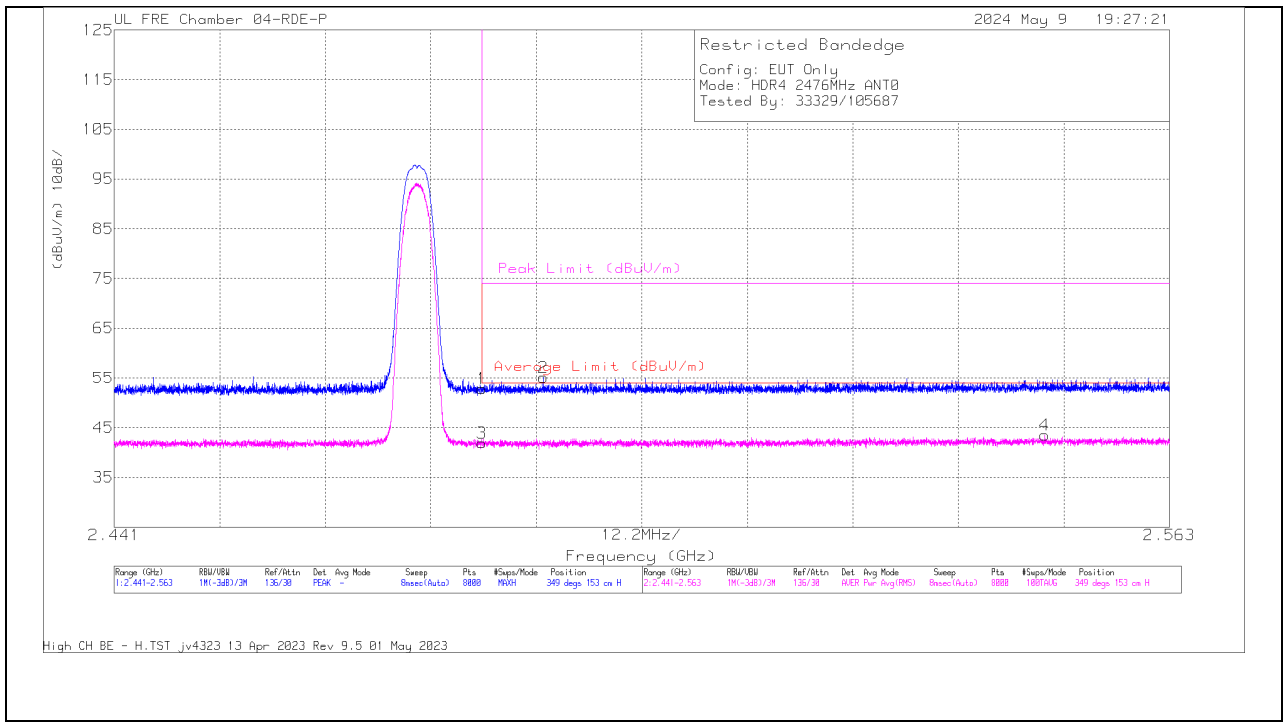

Marker	Frequency (GHz)	Meter Reading (dBuV)	Det	79834 ACF (dB/m)	DCCF (dB)	Gain/Loss (dB)	Corrected Reading (dBuV/m)	Average Limit (dBuV/m)	Margin (dB)	Peak Limit (dBuV/m)	PK Margin (dB)	Azimuth (Degs)	Height (cm)	Polarity
1	*2.4835	61.44	Pk	32.2	0	-40.83	52.81	-	-	74	-21.19	349	153	H
3	*2.4835	50.57	RMS	32.2	0	-40.83	41.94	54	-12.06	-	-	349	153	H
2	*2.490615	63.69	Pk	32.2	0	-40.82	55.07	-	-	74	-18.93	349	153	H
4	2.548572	51.74	RMS	32.4	0	-40.65	43.49	54	-10.51	-	-	349	153	H

* - indicates frequency in CFR47 Pt 15 / IC RSS-Restricted Band
Pk - Peak detector
RMS - RMS detection

UL VERIFICATION SERVICES INC.
47173 Benicia Street, Fremont, CA 94538; USA TEL:(510) 319-4000 FAX:(510) 661-0888
This report shall not be reproduced except in full, without the written approval of UL Verification Services Inc.

VERTICAL RESULT

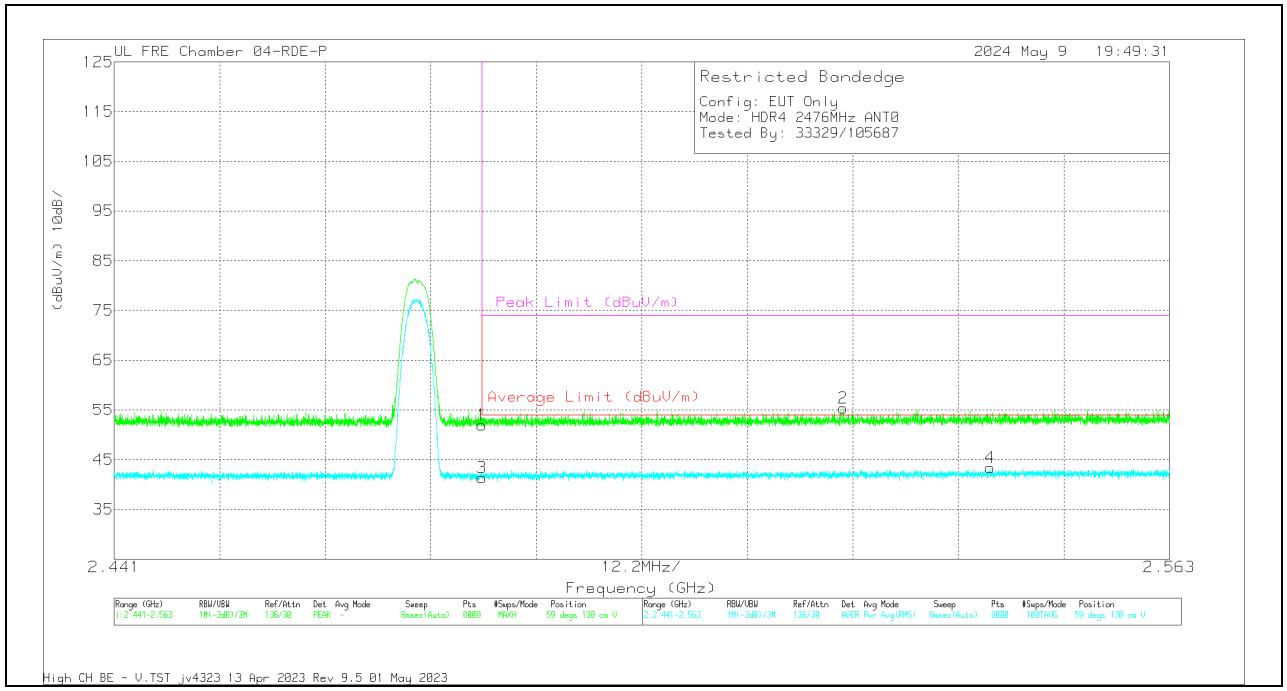

Marker	Frequency (GHz)	Meter Reading (dBuV)	Det	79834 ACF (dB/m)	DCCF (dB)	Gain/Loss (dB)	Corrected Reading (dBuV/m)	Average Limit (dBuV/m)	Margin (dB)	Peak Limit (dBuV/m)	PK Margin (dB)	Azimuth (Degs)	Height (cm)	Polarity
1	*2.4835	60.58	Pk	32.2	0	-40.83	51.95	-	-	74	-22.05	59	130	V
3	*2.4835	49.98	RMS	32.2	0	-40.83	41.35	54	-12.65	-	-	59	130	V
2	2.525283	63.72	Pk	32.4	0	-40.72	55.4	-	-	74	-18.6	59	130	V
4	2.542273	51.68	RMS	32.4	0	-40.67	43.41	54	-10.59	-	-	59	130	V

* - indicates frequency in CFR47 Pt 15 / IC RSS-Restricted Band
Pk - Peak detector
RMS - RMS detection

UL VERIFICATION SERVICES INC.
47173 Benicia Street, Fremont, CA 94538; USA TEL:(510) 319-4000 FAX:(510) 661-0888
This report shall not be reproduced except in full, without the written approval of UL Verification Services Inc.

ANT 3

BANDEDGE (LOW CHANNEL)

HORIZONTAL RESULT

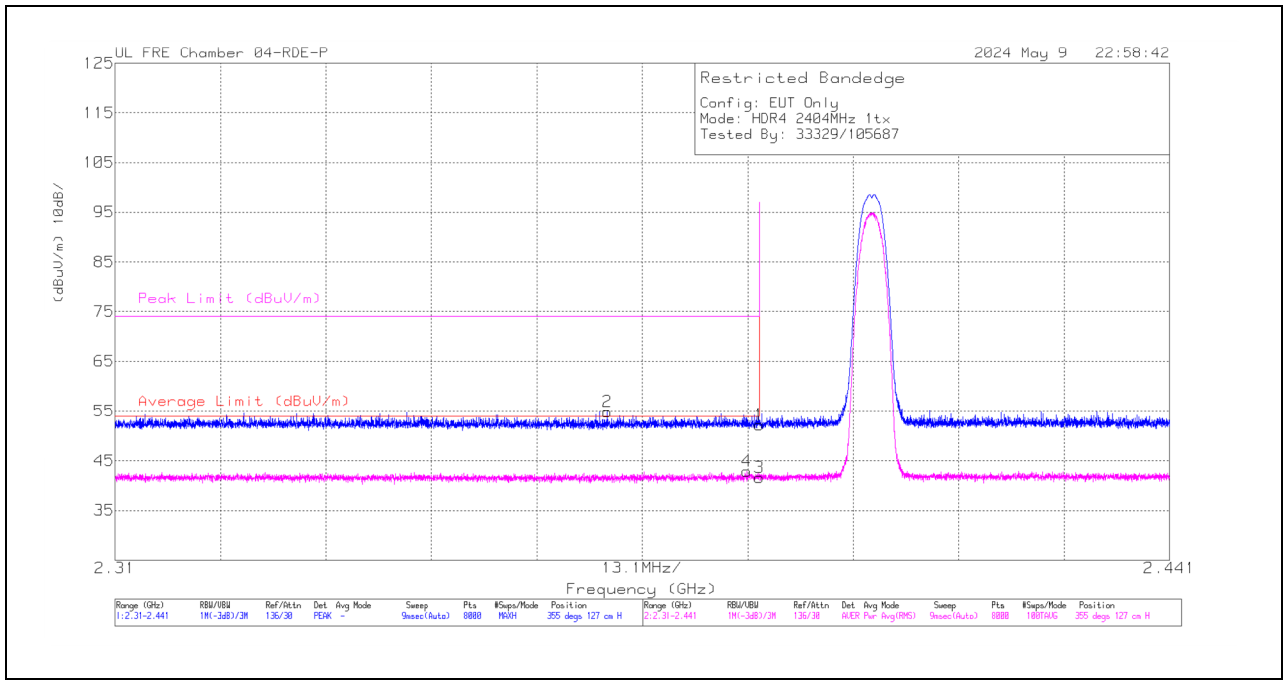

Marker	Frequency (GHz)	Meter Reading (dBuV)	Det	79834 ACF (dB/m)	Gain/Loss (dB)	Corrected Reading (dBuV/m)	Average Limit (dBuV/m)	Margin (dB)	Peak Limit (dBuV/m)	PK Margin (dB)	Azimuth (Degs)	Height (cm)	Polarity
2	*2.371168	63.73	Pk	31.9	-40.74	54.89	-	-	74	-19.11	355	127	H
4	*2.388479	51.68	RMS	32	-40.75	42.93	54	-11.07	-	-	355	127	H
1	*2.39	60.97	Pk	32	-40.75	52.22	-	-	74	-21.78	355	127	H
3	*2.39	50.4	RMS	32	-40.75	41.65	54	-12.35	-	-	355	127	H

* - indicates frequency in CFR47 Pt 15 / IC RSS-Restricted Band
Pk - Peak detector
RMS - RMS detection

UL VERIFICATION SERVICES INC.
47173 Benicia Street, Fremont, CA 94538; USA TEL:(510) 319-4000 FAX:(510) 661-0888
This report shall not be reproduced except in full, without the written approval of UL Verification Services Inc.

VERTICAL RESULT

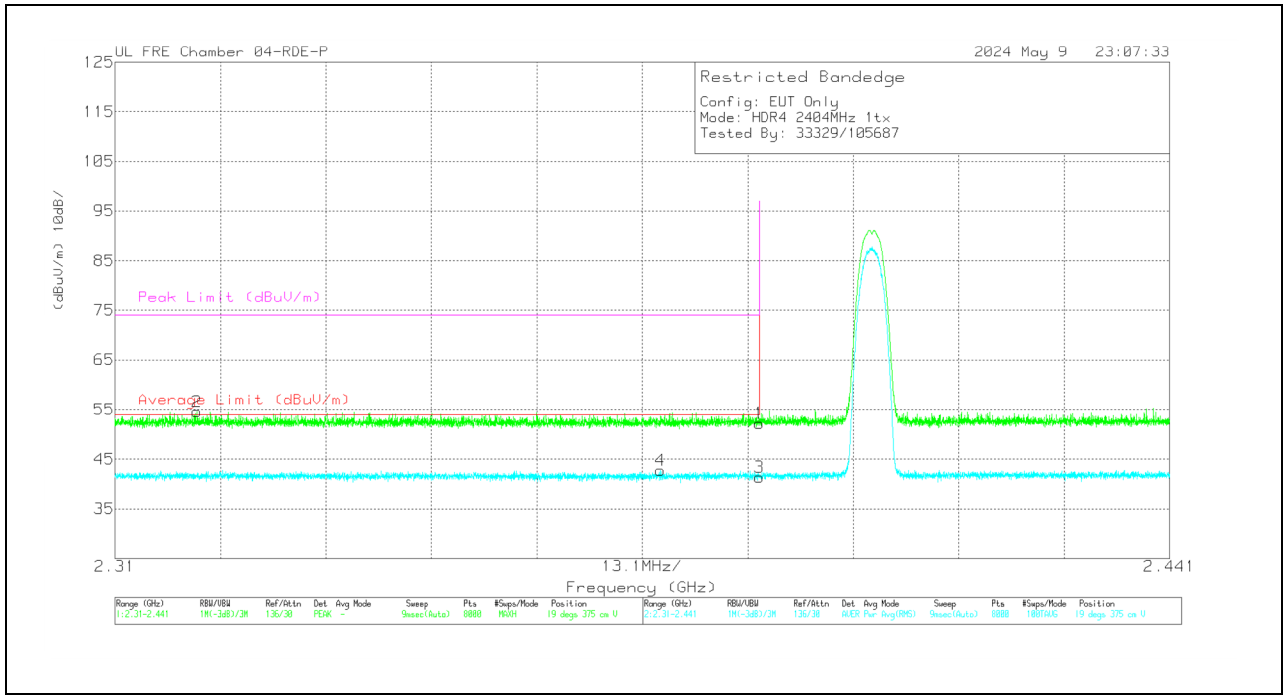

Marker	Frequency (GHz)	Meter Reading (dBuV)	Det	79834 ACF (dB/m)	Gain/Loss (dB)	Corrected Reading (dBuV/m)	Average Limit (dBuV/m)	Margin (dB)	Peak Limit (dBuV/m)	PK Margin (dB)	Azimuth (Degs)	Height (cm)	Polarity
2	*2.320154	63.5	Pk	31.9	-40.84	54.56	-	-	74	-19.44	19	375	V
4	*2.377768	51.56	RMS	32	-40.79	42.77	54	-11.23	-	-	19	375	V
1	*2.39	60.97	Pk	32	-40.75	52.22	-	-	74	-21.78	19	375	V
3	*2.39	50.13	RMS	32	-40.75	41.38	54	-12.62	-	-	19	375	V

Pk - Peak detector
RMS - RMS detection
* - indicates frequency in CFR47 Pt 15 / IC RSS-Restricted Band
Pk - Peak detector
RMS - RMS detection

UL VERIFICATION SERVICES INC.
47173 Benicia Street, Fremont, CA 94538; USA TEL:(510) 319-4000 FAX:(510) 661-0888
This report shall not be reproduced except in full, without the written approval of UL Verification Services Inc.

BANDEDGE (HIGH CHANNEL)

HORIZONTAL RESULT

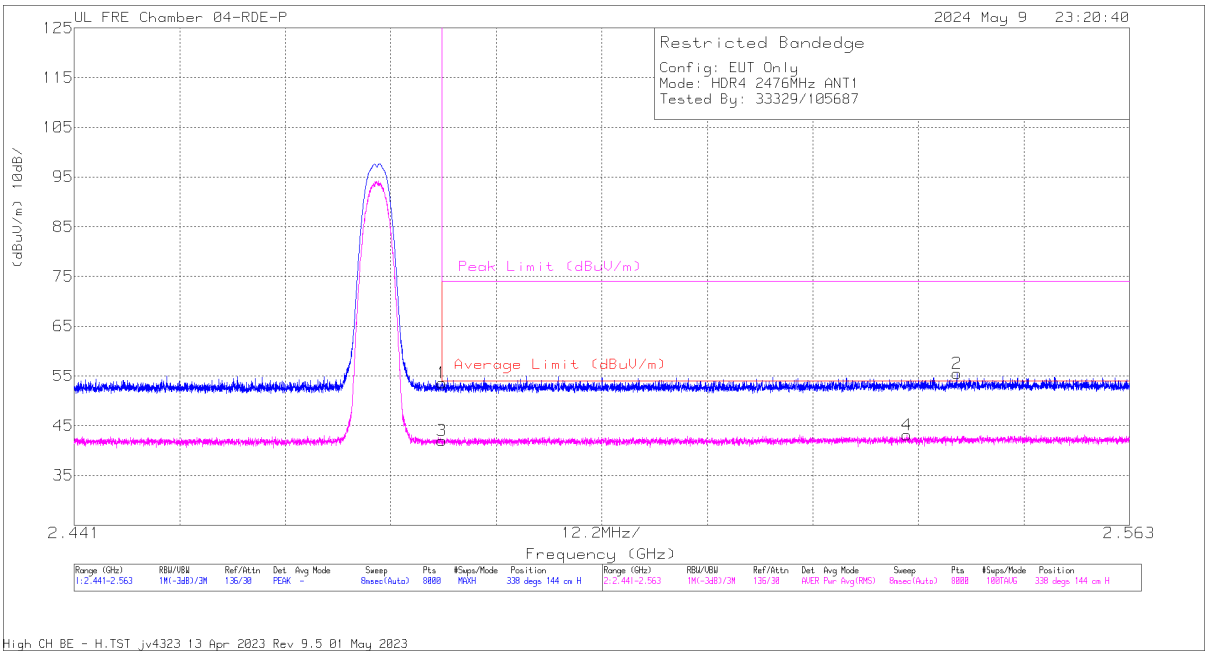

Marker	Frequency (GHz)	Meter Reading (dBuV)	Det	79834 ACF (dB/m)	DCCF (dB)	Gain/Loss (dB)	Corrected Reading (dBuV/m)	Average Limit (dBuV/m)	Margin (dB)	Peak Limit (dBuV/m)	PK Margin (dB)	Azimuth (Degs)	Height (cm)	Polarity
1	*2.4835	62.29	Pk	32.2	0	-40.83	53.66	-	-	74	-20.34	338	144	H
3	*2.4835	50.66	RMS	32.2	0	-40.83	42.03	54	-11.97	-	-	338	144	H
4	2.537301	51.5	RMS	32.4	0	-40.72	43.18	54	-10.82	-	-	338	144	H
2	2.543051	63.79	Pk	32.4	0	-40.67	55.52	-	-	74	-18.48	338	144	H

* - indicates frequency in CFR47 Pt 15 / IC RSS-Restricted Band
Pk - Peak detector
RMS - RMS detection

UL VERIFICATION SERVICES INC.
47173 Benicia Street, Fremont, CA 94538; USA TEL:(510) 319-4000 FAX:(510) 661-0888
This report shall not be reproduced except in full, without the written approval of UL Verification Services Inc.

VERTICAL RESULT

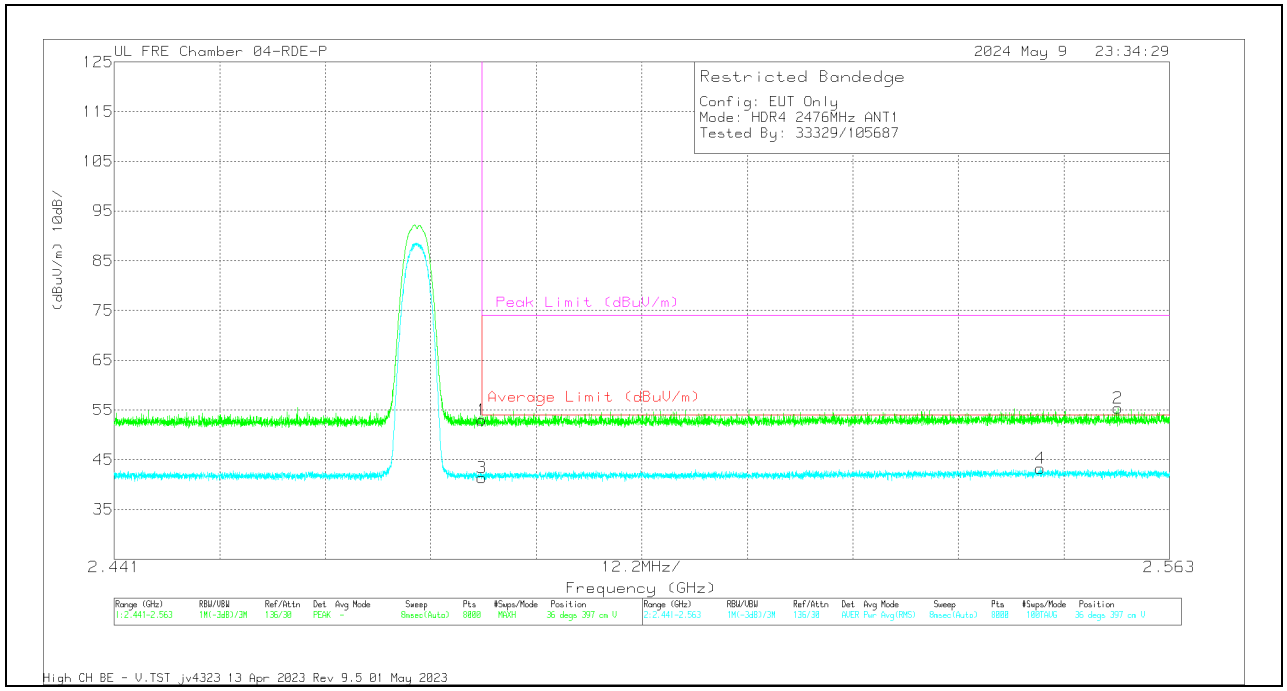

Marker	Frequency (GHz)	Meter Reading (dBuV)	Det	79834 ACF (dB/m)	DCCF (dB)	Gain/Loss (dB)	Corrected Reading (dBuV/m)	Average Limit (dBuV/m)	Margin (dB)	Peak Limit (dBuV/m)	PK Margin (dB)	Azimuth (Degs)	Height (cm)	Polarity
1	*2.4835	61.59	Pk	32.2	0	-40.83	52.96	-	-	74	-21.04	36	397	V
3	*2.4835	50.03	RMS	32.2	0	-40.83	41.4	54	-12.6	-	-	36	397	V
4	2.5481	51.5	RMS	32.4	0	-40.65	43.25	54	-10.75	-	-	36	397	V
2	2.557022	63.62	Pk	32.4	0	-40.64	55.38	-	-	74	-18.62	36	397	V

* - indicates frequency in CFR47 Pt 15 / IC RSS-Restricted Band
Pk - Peak detector
RMS - RMS detection

UL VERIFICATION SERVICES INC.
47173 Benicia Street, Fremont, CA 94538; USA TEL:(510) 319-4000 FAX:(510) 661-0888
This report shall not be reproduced except in full, without the written approval of UL Verification Services Inc.