10.2.6. LOW POWER HDR TXBF (HDR4)

BANDEDGE (LOW CHANNEL)

HORIZONTAL RESULT

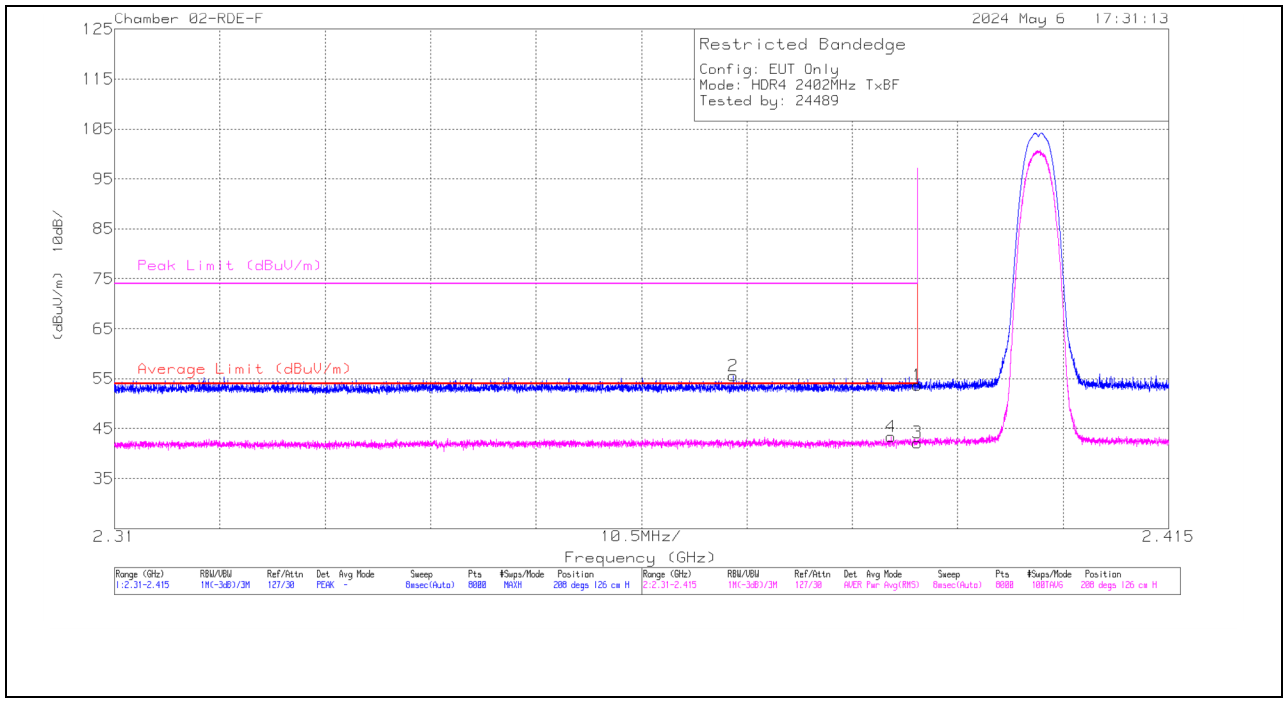

Marker	Frequency (GHz)	Meter Reading (dBuV)	Det	206806 ACF (dB/m)	Amp/Cbl (dB)	Corrected Reading (dBuV/m)	Average Limit (dBuV/m)	Margin (dB)	Peak Limit (dBuV/m)	PK Margin (dB)	Azimuth (Degs)	Height (cm)	Polarity
1	* 2.39	60.35	Pk	32.2	-38.9	53.65	-	-	74	-20.35	208	126	H
2	* 2.371658	62.56	Pk	32.1	-39.1	55.56	-	-	74	-18.44	208	126	H
3	* 2.39	48.91	RMS	32.2	-38.9	42.21	54	-11.79	-	-	208	126	H
4	* 2.387371	50.29	RMS	32.1	-39	43.39	54	-10.61	-	-	208	126	H

* - indicates frequency in CFR47 Pt 15 / IC RSS-Restricted Band
Pk - Peak detector
RMS - RMS detection

UL VERIFICATION SERVICES INC.
47173 Benicia Street, Fremont, CA 94538; USA TEL:(510) 319-4000 FAX:(510) 661-0888
This report shall not be reproduced except in full, without the written approval of UL Verification Services Inc.

VERTICAL RESULT

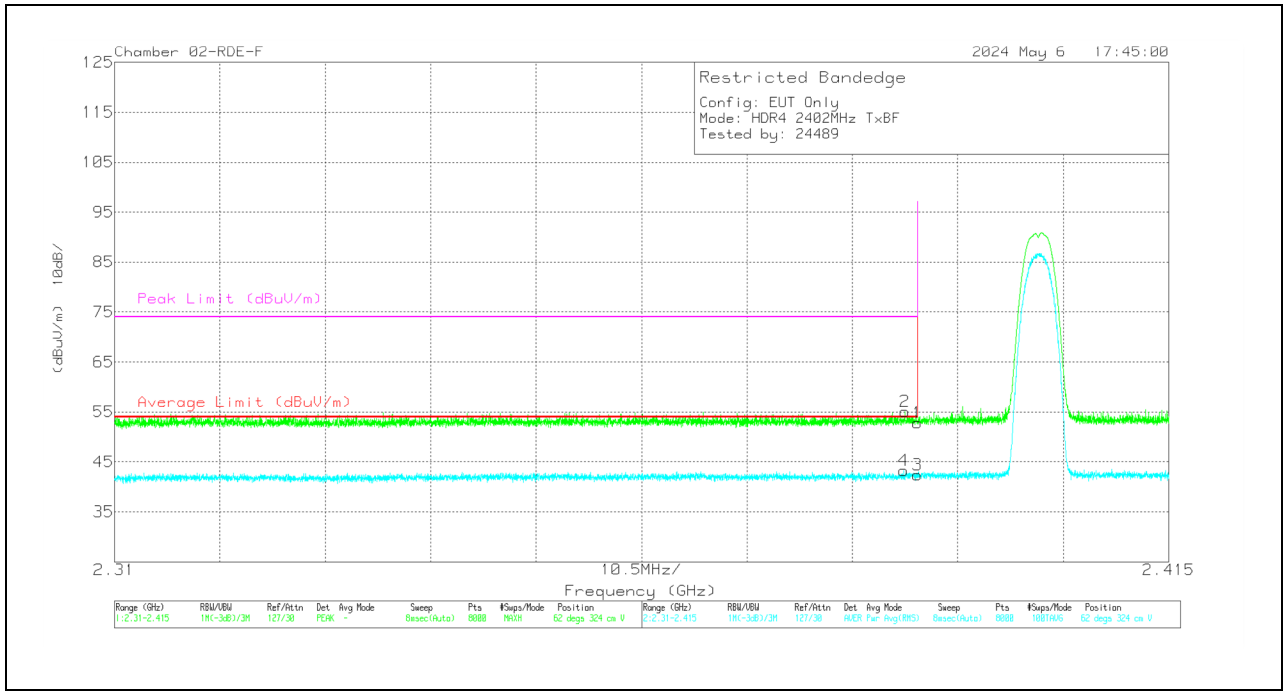

Marker	Frequency (GHz)	Meter Reading (dBuV)	Det	206806 ACF (dB/m)	Amp/Cbl (dB)	Corrected Reading (dBuV/m)	Average Limit (dBuV/m)	Margin (dB)	Peak Limit (dBuV/m)	PK Margin (dB)	Azimuth (Degs)	Height (cm)	Polarity
1	* 2.39	59.49	Pk	32.2	-38.9	52.79	-	-	74	-21.21	62	324	V
2	* 2.388723	61.78	Pk	32.2	-38.9	55.08	-	-	74	-18.92	62	324	V
3	* 2.39	49.15	RMS	32.2	-38.9	42.45	54	-11.55	-	-	62	324	V
4	* 2.388578	49.92	RMS	32.2	-38.9	43.22	54	-10.78	-	-	62	324	V

* - indicates frequency in CFR47 Pt 15 / IC RSS-Restricted Band
Pk - Peak detector
RMS - RMS detection

UL VERIFICATION SERVICES INC.
47173 Benicia Street, Fremont, CA 94538; USA TEL:(510) 319-4000 FAX:(510) 661-0888
This report shall not be reproduced except in full, without the written approval of UL Verification Services Inc.

BANDEDGE (HIGH CHANNEL)

HORIZONTAL RESULT

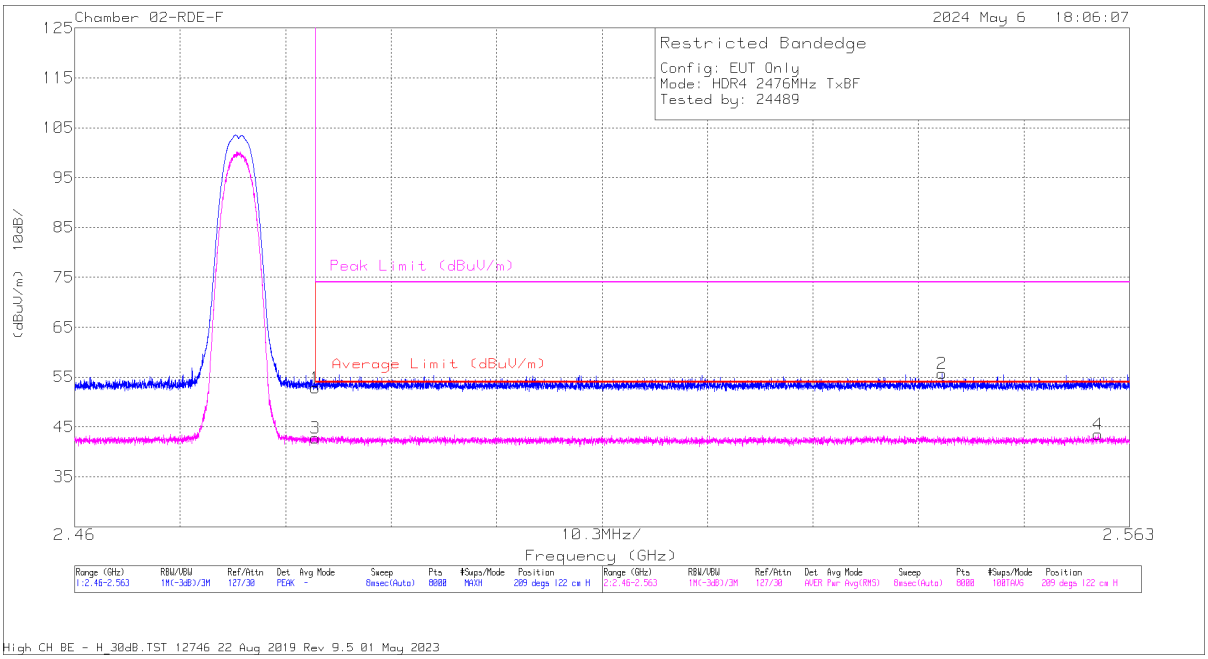

Marker	Frequency (GHz)	Meter Reading (dBuV)	Det	206806 ACF (dB/m)	Amp/Cbl (dB)	Corrected Reading (dBuV/m)	Average Limit (dBuV/m)	Margin (dB)	Peak Limit (dBuV/m)	PK Margin (dB)	Azimuth (Degs)	Height (cm)	Polarity
1	* 2.4835	59.34	Pk	32.2	-38.7	52.84	-	-	74	-21.16	209	122	H
3	* 2.4835	49.29	RMS	32.2	-38.7	42.79	54	-11.21	-	-	209	122	H
2	2.544705	62.13	Pk	32.2	-38.6	55.73	-	-	74	-18.27	209	122	H
4	2.559926	49.8	RMS	32.2	-38.5	43.5	54	-10.5	-	-	209	122	H

* - indicates frequency in CFR47 Pt 15 / IC RSS-Restricted Band
Pk - Peak detector
RMS - RMS detection

UL VERIFICATION SERVICES INC.
47173 Benicia Street, Fremont, CA 94538; USA TEL:(510) 319-4000 FAX:(510) 661-0888
This report shall not be reproduced except in full, without the written approval of UL Verification Services Inc.

VERTICAL RESULT

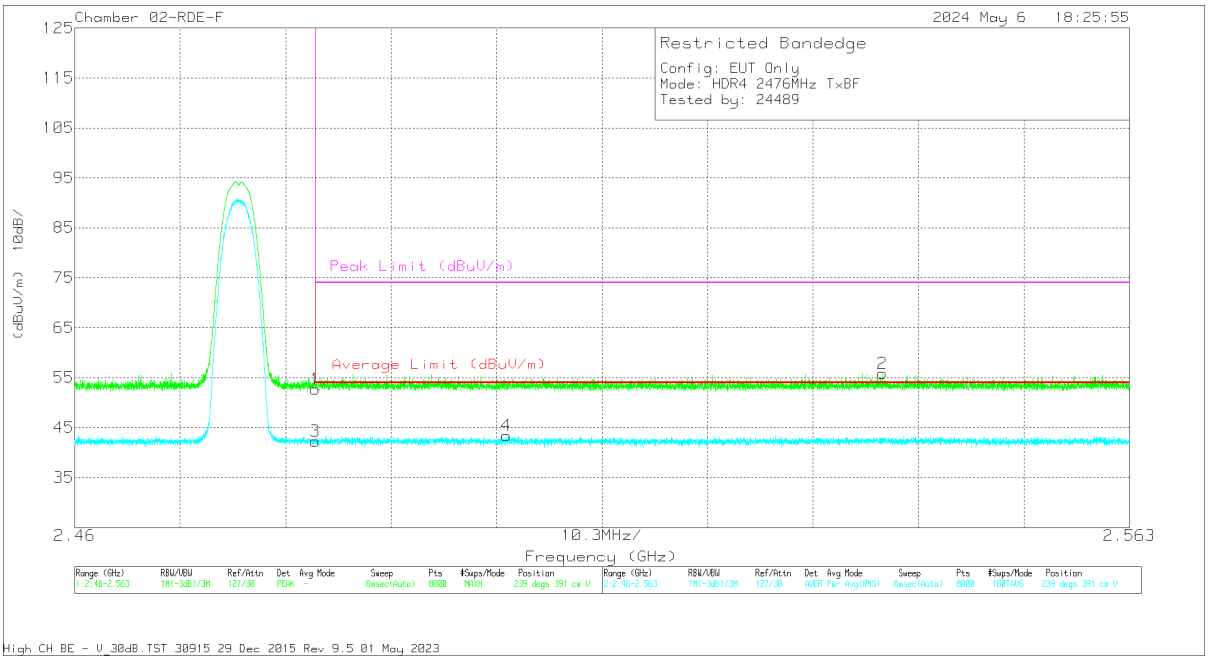

Marker	Frequency (GHz)	Meter Reading (dBuV)	Det	206806 ACF (dB/m)	Amp/Cbl (dB)	Corrected Reading (dBuV/m)	Average Limit (dBuV/m)	Margin (dB)	Peak Limit (dBuV/m)	PK Margin (dB)	Azimuth (Degs)	Height (cm)	Polarity
1	* 2.4835	59.21	Pk	32.2	-38.7	52.71	-	-	74	-21.29	239	391	V
3	* 2.4835	48.77	RMS	32.2	-38.7	42.27	54	-11.73	-	-	239	391	V
4	2.502172	49.77	RMS	32.2	-38.6	43.37	54	-10.63	-	-	239	391	V
2	2.538859	62.11	Pk	32.2	-38.5	55.81	-	-	74	-18.19	239	391	V

* - indicates frequency in CFR47 Pt 15 / IC RSS-Restricted Band
Pk - Peak detector
RMS - RMS detection

UL VERIFICATION SERVICES INC.
47173 Benicia Street, Fremont, CA 94538; USA TEL:(510) 319-4000 FAX:(510) 661-0888
This report shall not be reproduced except in full, without the written approval of UL Verification Services Inc.

10.2.7. LOW POWER HDR (HDR8)

ANT 4

BANDEDGE (LOW CHANNEL)

HORIZONTAL RESULT

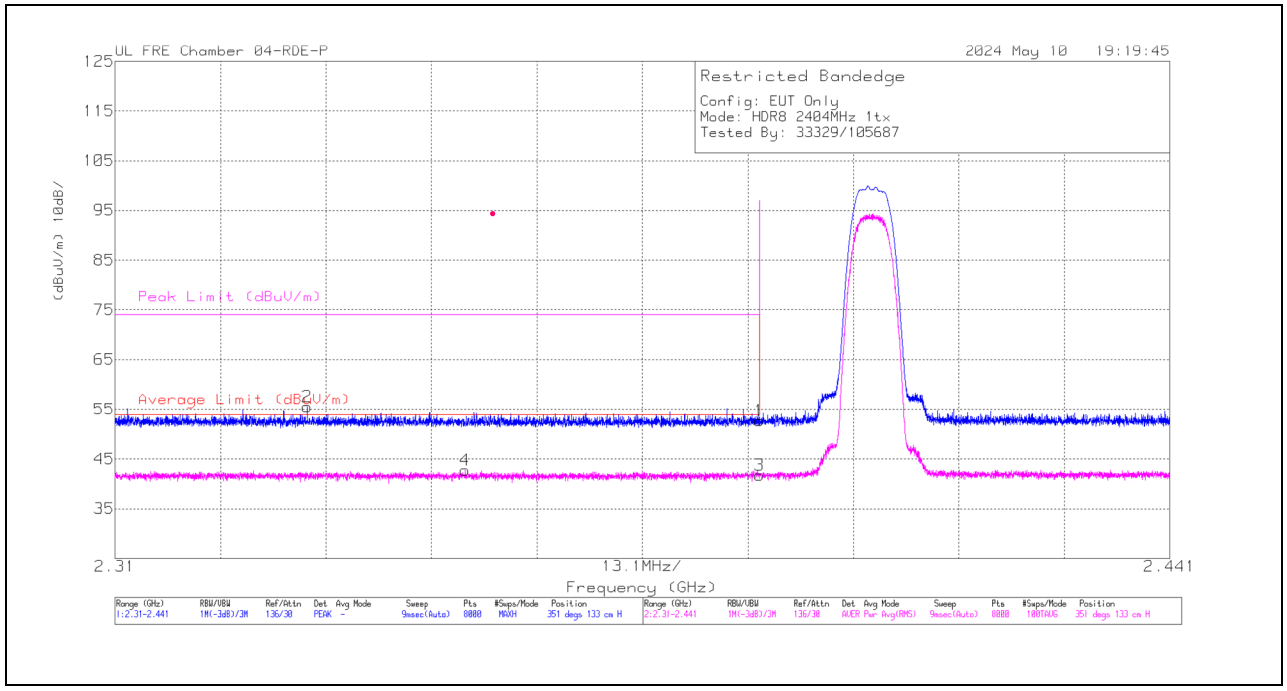

Marker	Frequency (GHz)	Meter Reading (dBuV)	Det	79834 ACF (dB/m)	Gain/Loss (dB)	Corrected Reading (dBuV/m)	Average Limit (dBuV/m)	Margin (dB)	Peak Limit (dBuV/m)	PK Margin (dB)	Azimuth (Degs)	Height (cm)	Polarity
2	*2.333861	64.39	Pk	31.9	-40.8	55.49	-	-	74	-18.51	351	133	H
4	*2.353497	51.64	RMS	31.9	-40.78	42.76	54	-11.24	-	-	351	133	H
1	*2.39	61.51	Pk	32	-40.75	52.76	-	-	74	-21.24	351	133	H
3	*2.39	50.54	RMS	32	-40.75	41.79	54	-12.21	-	-	351	133	H

* - indicates frequency in CFR47 Pt 15 / IC RSS-Restricted Band
Pk - Peak detector
RMS - RMS detection

UL VERIFICATION SERVICES INC.
47173 Benicia Street, Fremont, CA 94538; USA TEL:(510) 319-4000 FAX:(510) 661-0888
This report shall not be reproduced except in full, without the written approval of UL Verification Services Inc.

VERTICAL RESULT

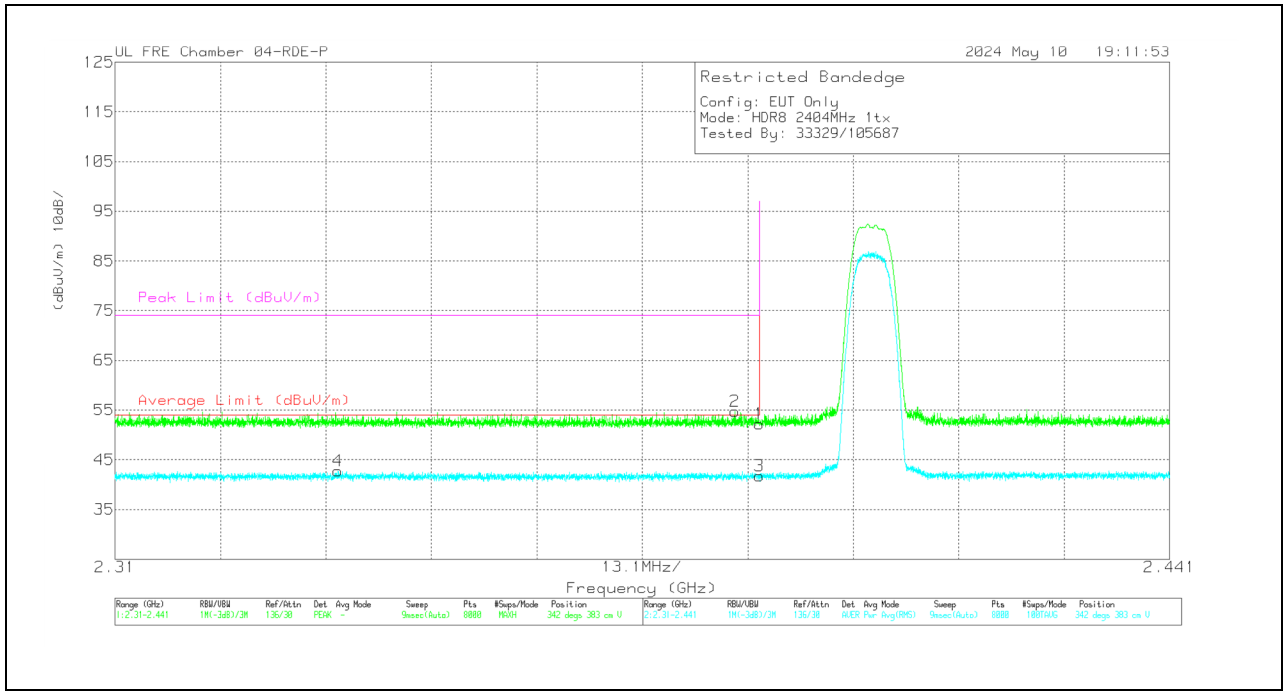

Marker	Frequency (GHz)	Meter Reading (dBuV)	Det	79834 ACF (dB/m)	Gain/Loss (dB)	Corrected Reading (dBuV/m)	Average Limit (dBuV/m)	Margin (dB)	Peak Limit (dBuV/m)	PK Margin (dB)	Azimuth (Degs)	Height (cm)	Polarity
4	*2.337661	51.61	RMS	31.9	-40.79	42.72	54	-11.28	-	-	342	383	V
2	*2.387037	63.54	Pk	32	-40.75	54.79	-	-	74	-19.21	342	383	V
1	*2.39	61.01	Pk	32	-40.75	52.26	-	-	74	-21.74	342	383	V
3	*2.39	50.54	RMS	32	-40.75	41.79	54	-12.21	-	-	342	383	V

* - indicates frequency in CFR47 Pt 15 / IC RSS-Restricted Band
Pk - Peak detector
RMS - RMS detection

UL VERIFICATION SERVICES INC.
47173 Benicia Street, Fremont, CA 94538; USA TEL:(510) 319-4000 FAX:(510) 661-0888
This report shall not be reproduced except in full, without the written approval of UL Verification Services Inc.

BANDEDGE (HIGH CHANNEL)

HORIZONTAL RESULT

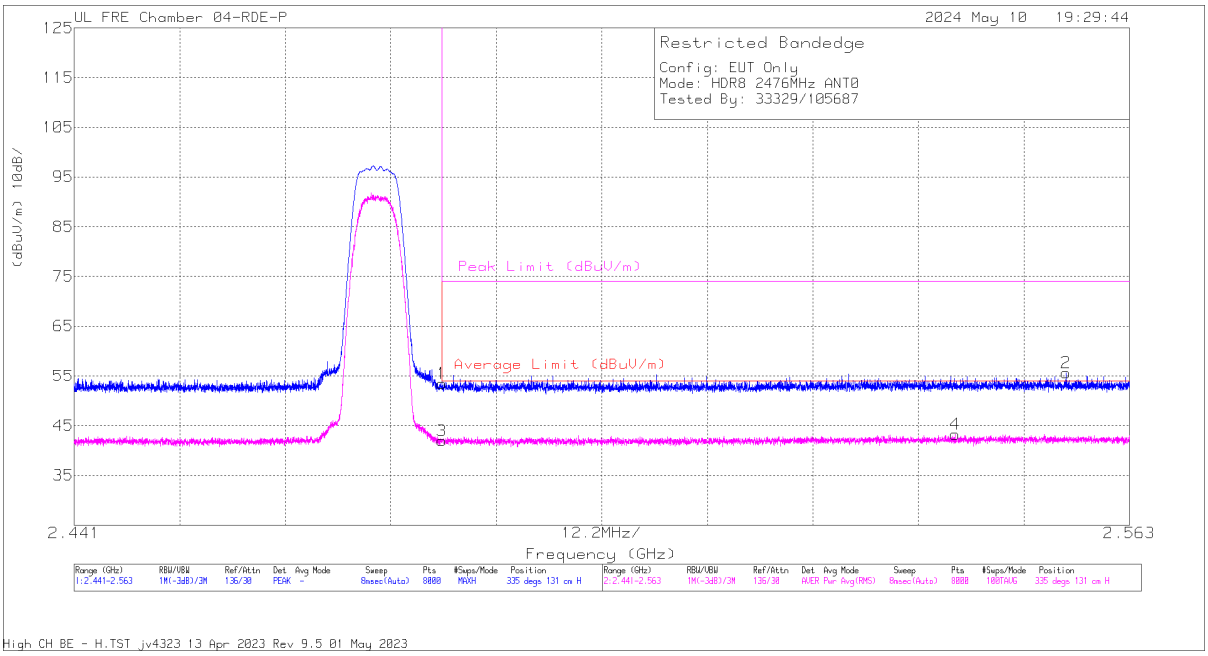

Marker	Frequency (GHz)	Meter Reading (dBuV)	Det	79834 ACF (dB/m)	DCCF (dB)	Gain/Loss (dB)	Corrected Reading (dBuV/m)	Average Limit (dBuV/m)	Margin (dB)	Peak Limit (dBuV/m)	PK Margin (dB)	Azimuth (Degs)	Height (cm)	Polarity
1	*2.4835	62.1	Pk	32.2	0	-40.83	53.47	-	-	74	-20.53	335	131	H
3	*2.4835	50.58	RMS	32.2	0	-40.83	41.95	54	-12.05	-	-	335	131	H
4	2.542822	51.55	RMS	32.4	0	-40.67	43.28	54	-10.72	-	-	335	131	H
2	2.55571	63.87	Pk	32.4	0	-40.65	55.62	-	-	74	-18.38	335	131	H

* - indicates frequency in CFR47 Pt 15 / IC RSS-Restricted Band
Pk - Peak detector
RMS - RMS detection

UL VERIFICATION SERVICES INC.
47173 Benicia Street, Fremont, CA 94538; USA TEL:(510) 319-4000 FAX:(510) 661-0888
This report shall not be reproduced except in full, without the written approval of UL Verification Services Inc.

VERTICAL RESULT

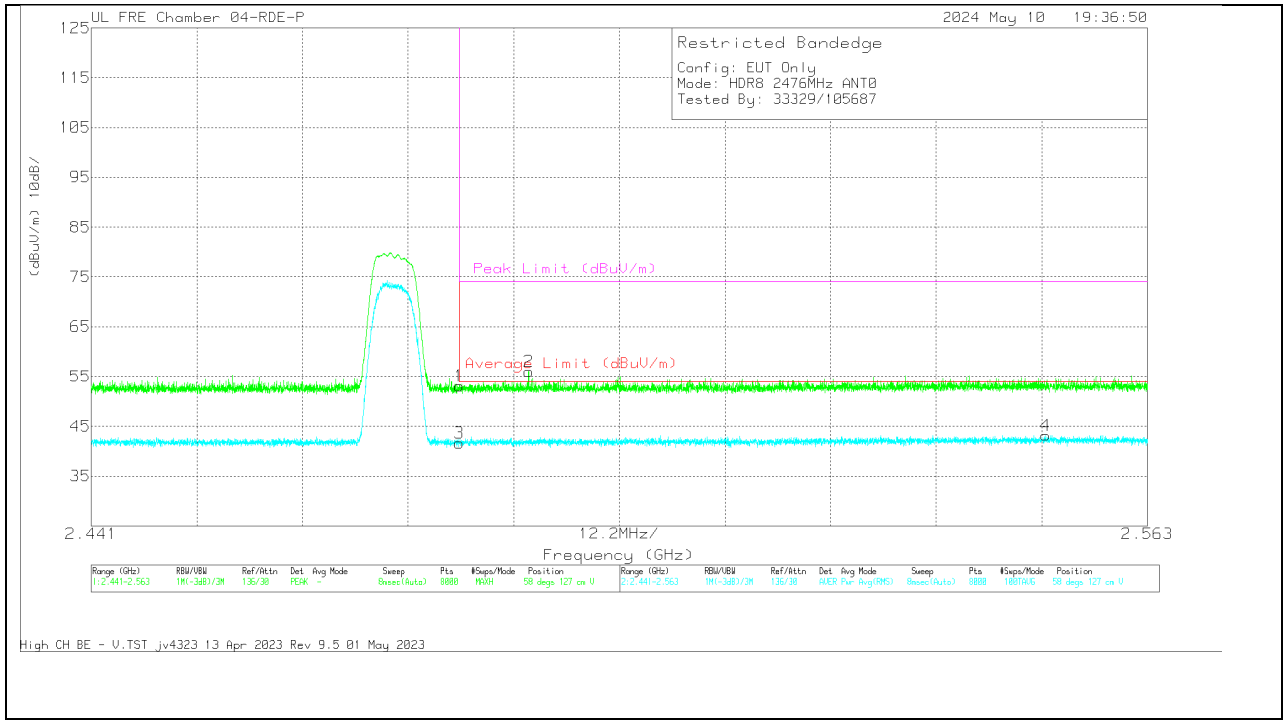

Marker	Frequency (GHz)	Meter Reading (dBuV)	Det	79834 ACF (dB/m)	DCCF (dB)	Gain/Loss (dB)	Corrected Reading (dBuV/m)	Average Limit (dBuV/m)	Margin (dB)	Peak Limit (dBuV/m)	PK Margin (dB)	Azimuth (Degs)	Height (cm)	Polarity
1	*2.4835	61.76	Pk	32.2	0	-40.83	53.13	-	-	74	-20.87	58	127	V
3	*2.4835	50.25	RMS	32.2	0	-40.83	41.62	54	-12.38	-	-	58	127	V
2	*2.49153	64.65	Pk	32.2	0	-40.82	56.03	-	-	74	-17.97	58	127	V
4	2.551241	51.44	RMS	32.4	0	-40.64	43.2	54	-10.8	-	-	58	127	V

* - indicates frequency in CFR47 Pt 15 / IC RSS-Restricted Band
Pk - Peak detector
RMS - RMS detection

UL VERIFICATION SERVICES INC.
47173 Benicia Street, Fremont, CA 94538; USA TEL:(510) 319-4000 FAX:(510) 661-0888
This report shall not be reproduced except in full, without the written approval of UL Verification Services Inc.

ANT 3

BANDEDGE (LOW CHANNEL)

HORIZONTAL RESULT

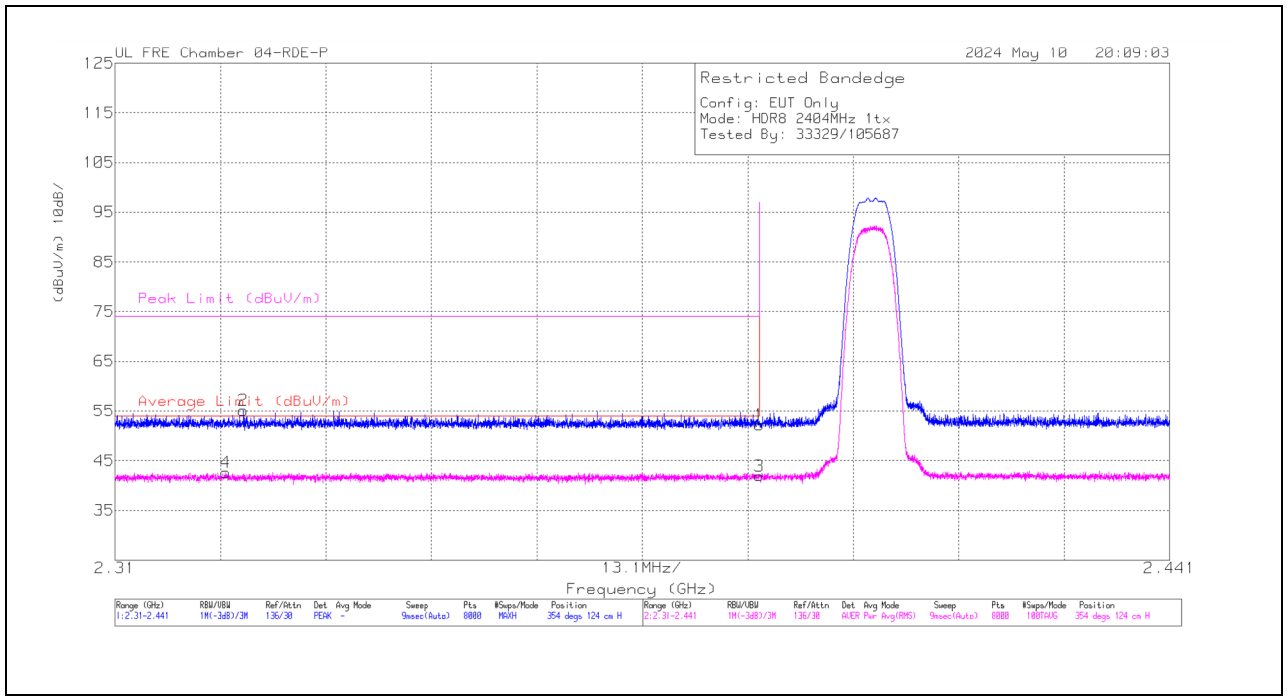

Marker	Frequency (GHz)	Meter Reading (dBuV)	Det	79834 ACF (dB/m)	Gain/Loss (dB)	Corrected Reading (dBuV/m)	Average Limit (dBuV/m)	Margin (dB)	Peak Limit (dBuV/m)	PK Margin (dB)	Azimuth (Degs)	Height (cm)	Polarity
4	*2.323757	51.52	RMS	31.9	-40.81	42.61	54	-11.39	-	-	354	124	H
2	*2.325951	63.99	Pk	31.9	-40.8	55.09	-	-	74	-18.91	354	124	H
1	*2.39	61.01	Pk	32	-40.75	52.26	-	-	74	-21.74	354	124	H
3	*2.39	50.69	RMS	32	-40.75	41.94	54	-12.06	-	-	354	124	H

* - indicates frequency in CFR47 Pt 15 / IC RSS-Restricted Band
Pk - Peak detector
RMS - RMS detection

UL VERIFICATION SERVICES INC.
47173 Benicia Street, Fremont, CA 94538; USA TEL:(510) 319-4000 FAX:(510) 661-0888
This report shall not be reproduced except in full, without the written approval of UL Verification Services Inc.

VERTICAL RESULT

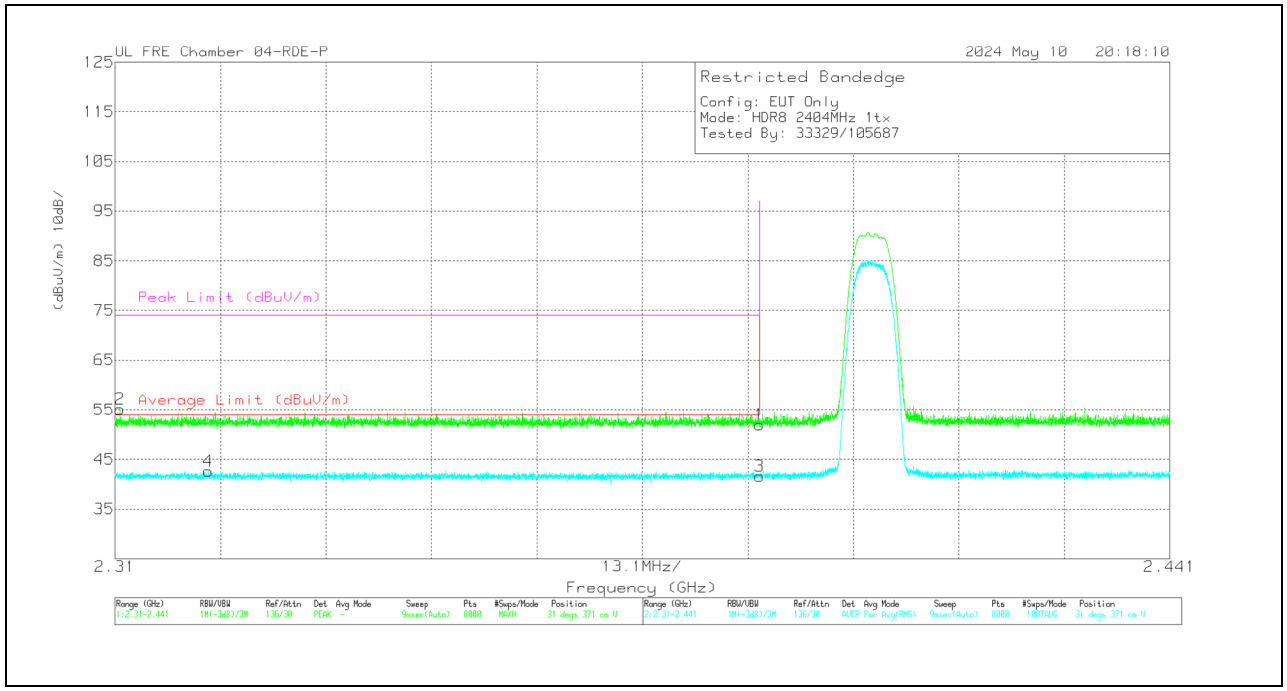

Marker	Frequency (GHz)	Meter Reading (dBuV)	Det	79834 ACF (dB/m)	Gain/Loss (dB)	Corrected Reading (dBuV/m)	Average Limit (dBuV/m)	Margin (dB)	Peak Limit (dBuV/m)	PK Margin (dB)	Azimuth (Degs)	Height (cm)	Polarity
2	*2.310639	64.09	Pk	31.9	-40.83	55.16	-	-	74	-18.84	31	371	V
4	*2.321579	51.56	RMS	31.9	-40.83	42.63	54	-11.37	-	-	31	371	V
1	*2.39	60.71	Pk	32	-40.75	51.96	-	-	74	-22.04	31	371	V
3	*2.39	50.41	RMS	32	-40.75	41.66	54	-12.34	-	-	31	371	V

* - indicates frequency in CFR47 Pt 15 / IC RSS-Restricted Band
Pk - Peak detector
RMS - RMS detection

UL VERIFICATION SERVICES INC.
47173 Benicia Street, Fremont, CA 94538; USA TEL:(510) 319-4000 FAX:(510) 661-0888
This report shall not be reproduced except in full, without the written approval of UL Verification Services Inc.

BANDEDGE (HIGH CHANNEL)

HORIZONTAL RESULT

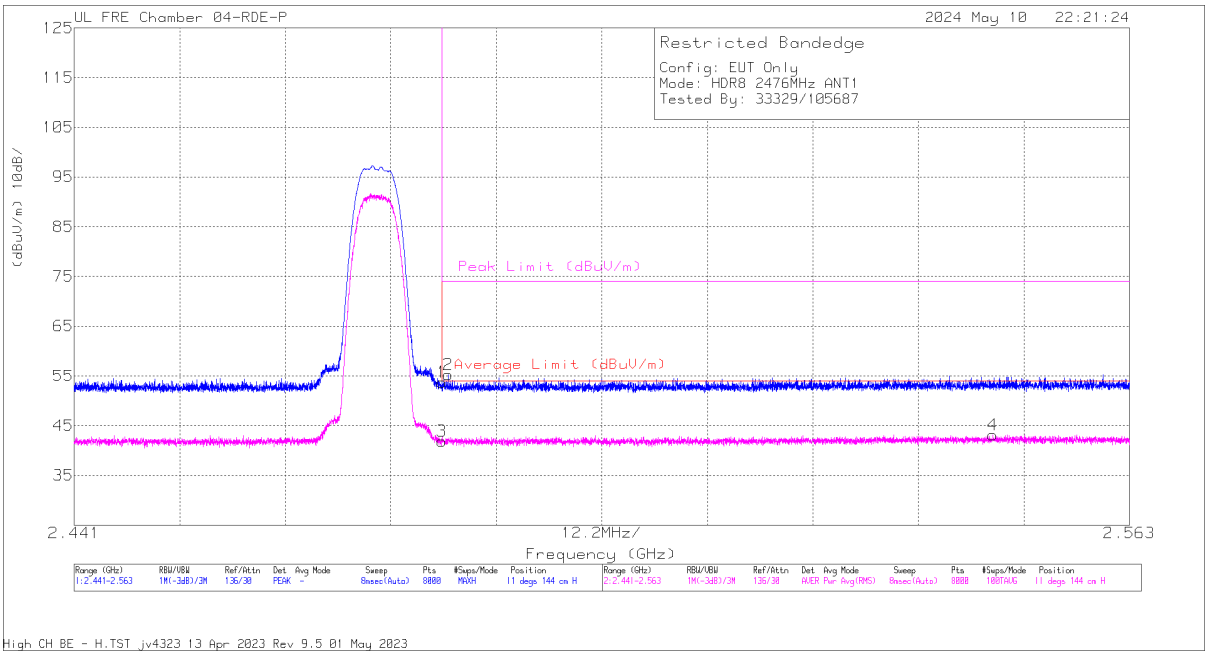

Marker	Frequency (GHz)	Meter Reading (dBuV)	Det	79834 ACF (dB/m)	DCCF (dB)	Gain/Loss (dB)	Corrected Reading (dBuV/m)	Average Limit (dBuV/m)	Margin (dB)	Peak Limit (dBuV/m)	PK Margin (dB)	Azimuth (Degs)	Height (cm)	Polarity
1	*2.4835	62.36	Pk	32.2	0	-40.83	53.73	-	-	74	-20.27	11	144	H
3	*2.4835	50.51	RMS	32.2	0	-40.83	41.88	54	-12.12	-	-	11	144	H
2	*2.484224	63.88	Pk	32.2	0	-40.83	55.25	-	-	74	-18.75	11	144	H
4	2.5472	51.44	RMS	32.4	0	-40.67	43.17	54	-10.83	-	-	11	144	H

* - indicates frequency in CFR47 Pt 15 / IC RSS-Restricted Band
Pk - Peak detector
RMS - RMS detection

UL VERIFICATION SERVICES INC.
47173 Benicia Street, Fremont, CA 94538; USA TEL:(510) 319-4000 FAX:(510) 661-0888
This report shall not be reproduced except in full, without the written approval of UL Verification Services Inc.

VERTICAL RESULT

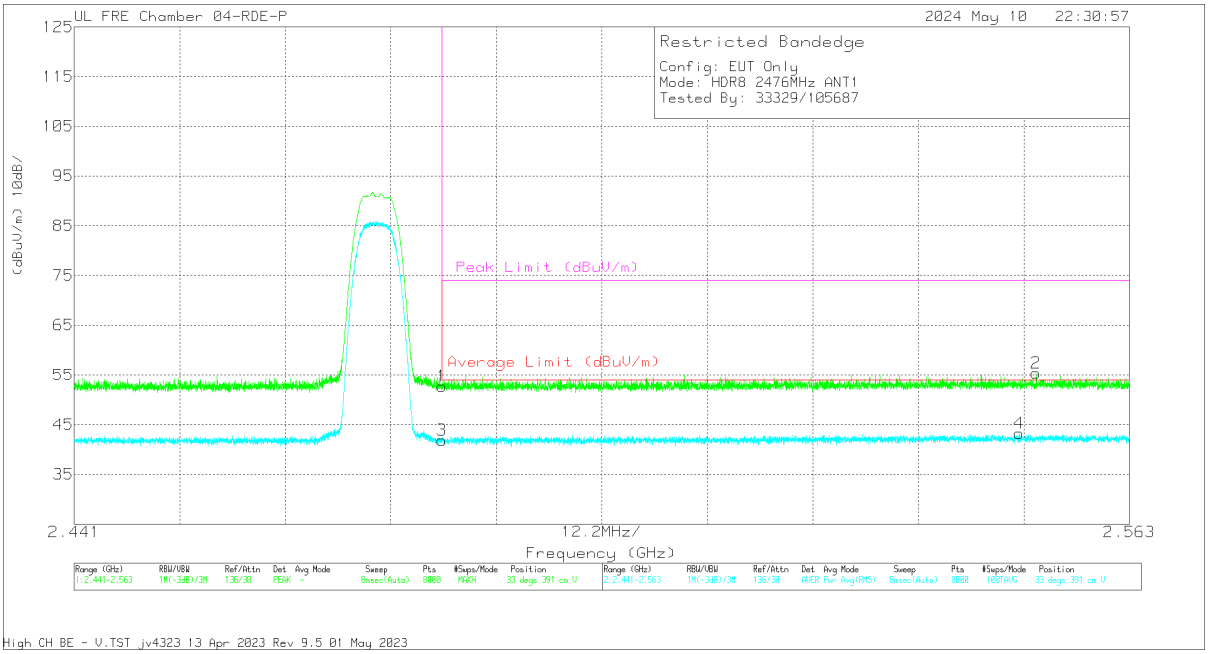

Marker	Frequency (GHz)	Meter Reading (dBuV)	Det	79834 ACF (dB/m)	DCCF (dB)	Gain/Loss (dB)	Corrected Reading (dBuV/m)	Average Limit (dBuV/m)	Margin (dB)	Peak Limit (dBuV/m)	PK Margin (dB)	Azimuth (Degs)	Height (cm)	Polarity
1	*2.4835	61.32	Pk	32.2	0	-40.83	52.69	-	-	74	-21.31	33	391	V
3	*2.4835	50.51	RMS	32.2	0	-40.83	41.88	54	-12.12	-	-	33	391	V
4	2.550265	51.54	RMS	32.4	0	-40.65	43.29	54	-10.71	-	-	33	391	V
2	2.552233	63.63	Pk	32.4	0	-40.66	55.37	-	-	74	-18.63	33	391	V

* - indicates frequency in CFR47 Pt 15 / IC RSS-Restricted Band
Pk - Peak detector
RMS - RMS detection

UL VERIFICATION SERVICES INC.
47173 Benicia Street, Fremont, CA 94538; USA TEL:(510) 319-4000 FAX:(510) 661-0888
This report shall not be reproduced except in full, without the written approval of UL Verification Services Inc.

10.2.8. LOW POWER HDR TXBF (HDR8)

BANDEDGE (LOW CHANNEL)

HORIZONTAL RESULT

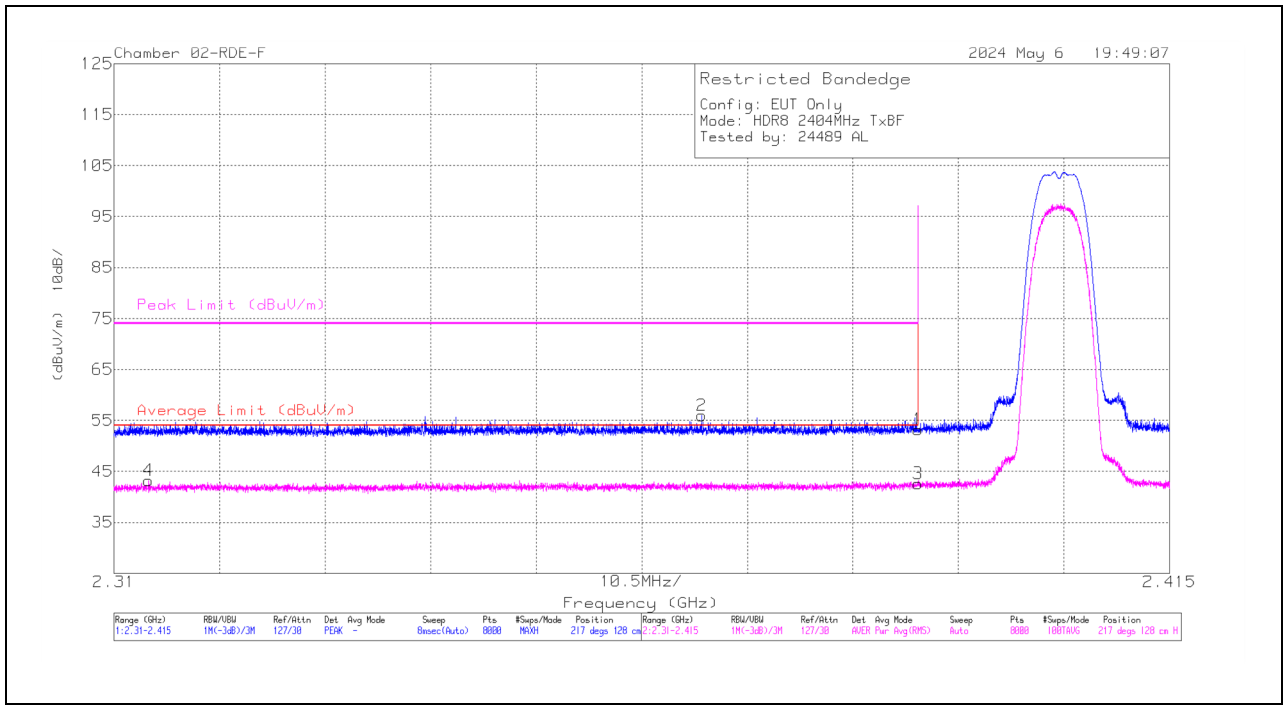

Marker	Frequency (GHz)	Meter Reading (dBuV)	Det	206806 ACF (dB/m)	Amp/Cbl (dB)	Corrected Reading (dBuV/m)	Average Limit (dBuV/m)	Margin (dB)	Peak Limit (dBuV/m)	PK Margin (dB)	Azimuth (Degs)	Height (cm)	Polarity
1	* 2.39	59.92	Pk	32.2	-38.9	53.22	-	-	74	-20.78	217	128	H
2	* 2.368441	62.87	Pk	32.1	-39	55.97	-	-	74	-18.03	217	128	H
3	* 2.39	49.29	RMS	32.2	-38.9	42.59	54	-11.41	-	-	217	128	H
4	* 2.313439	50.4	RMS	31.9	-39.1	43.2	54	-10.8	-	-	217	128	H

* - indicates frequency in CFR47 Pt 15 / IC RSS-Restricted Band
Pk - Peak detector
RMS - RMS detection

UL VERIFICATION SERVICES INC.
47173 Benicia Street, Fremont, CA 94538; USA TEL:(510) 319-4000 FAX:(510) 661-0888
This report shall not be reproduced except in full, without the written approval of UL Verification Services Inc.

VERTICAL RESULT

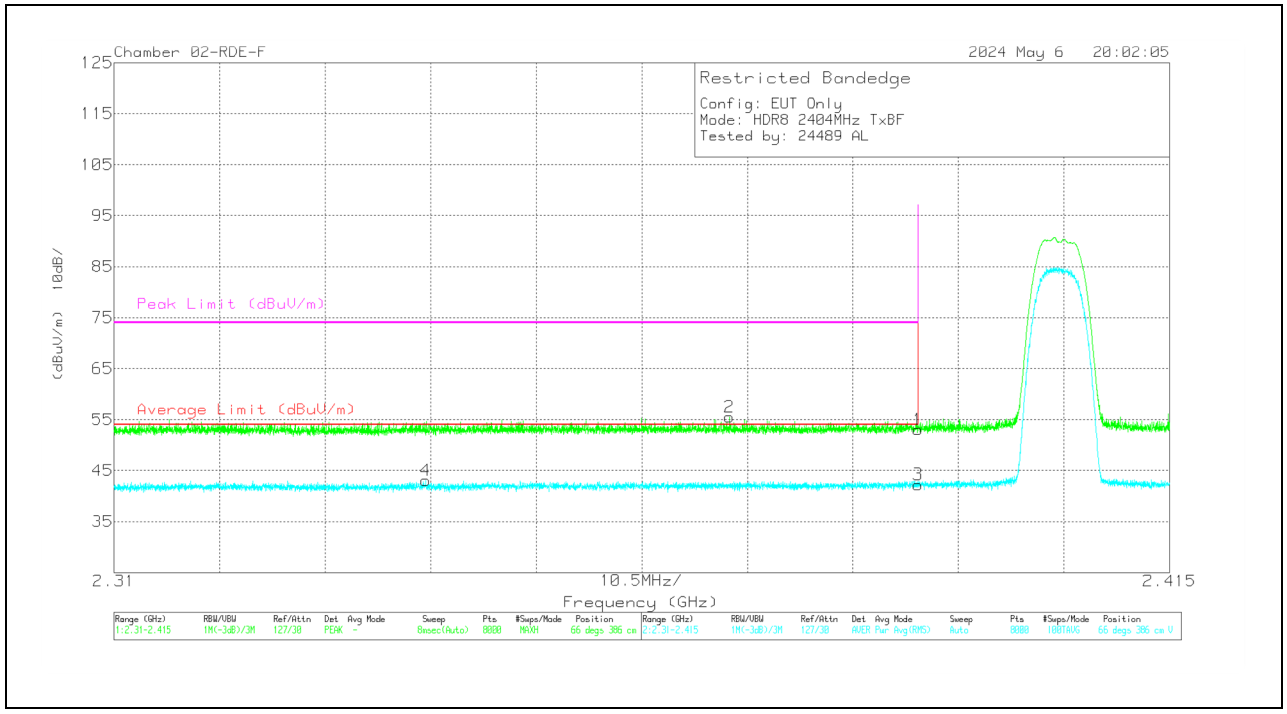

Marker	Frequency (GHz)	Meter Reading (dBuV)	Det	206806 ACF (dB/m)	Amp/Cbl (dB)	Corrected Reading (dBuV/m)	Average Limit (dBuV/m)	Margin (dB)	Peak Limit (dBuV/m)	PK Margin (dB)	Azimuth (Degs)	Height (cm)	Polarity
1	* 2.39	59.74	Pk	32.2	-38.9	53.04	-	-	74	-20.96	66	386	V
2	* 2.371224	62.51	Pk	32.1	-39.1	55.51	-	-	74	-18.49	66	386	V
3	* 2.39	48.94	RMS	32.2	-38.9	42.24	54	-11.76	-	-	66	386	V
4	* 2.341006	50.05	RMS	32.1	-39.1	43.05	54	-10.95	-	-	66	386	V

* - indicates frequency in CFR47 Pt 15 / IC RSS-Restricted Band
Pk - Peak detector
RMS - RMS detection

UL VERIFICATION SERVICES INC.
47173 Benicia Street, Fremont, CA 94538; USA TEL:(510) 319-4000 FAX:(510) 661-0888
This report shall not be reproduced except in full, without the written approval of UL Verification Services Inc.

BANDEDGE (HIGH CHANNEL)

HORIZONTAL RESULT

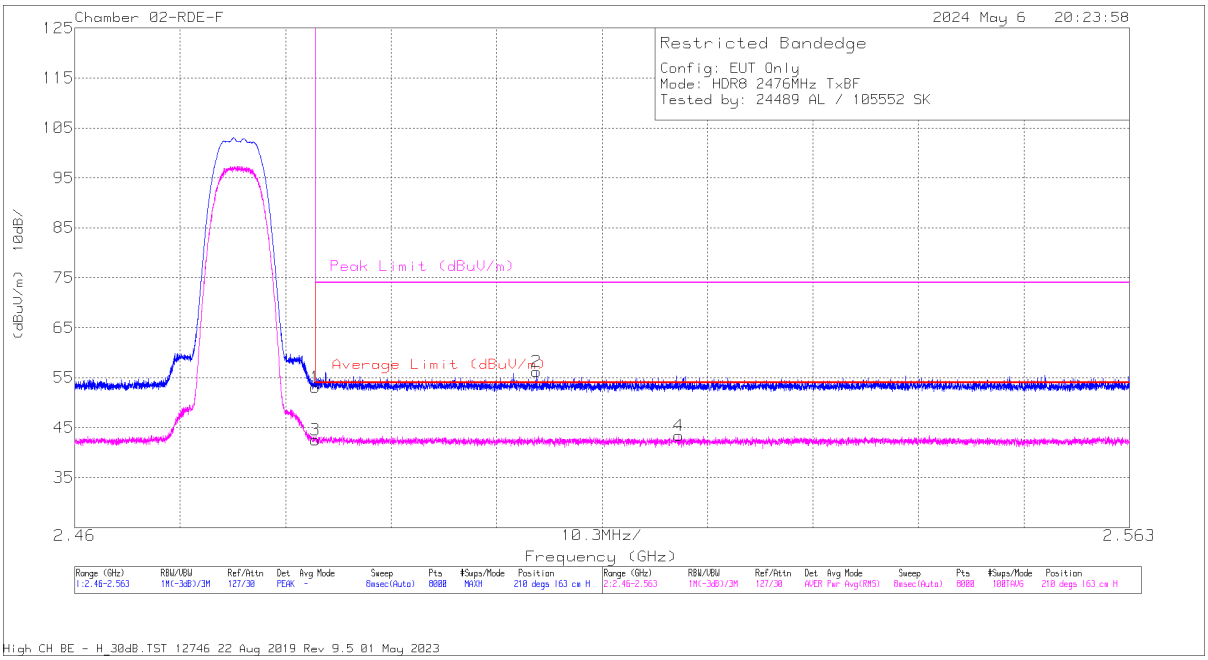

Marker	Frequency (GHz)	Meter Reading (dBuV)	Det	206806 ACF (dB/m)	Amp/Cbl (dB)	Corrected Reading (dBuV/m)	Average Limit (dBuV/m)	Margin (dB)	Peak Limit (dBuV/m)	PK Margin (dB)	Azimuth (Degs)	Height (cm)	Polarity
1	* 2.4835	59.61	Pk	32.2	-38.7	53.11	-	-	74	-20.89	210	163	H
3	* 2.4835	49.06	RMS	32.2	-38.7	42.56	54	-11.44	-	-	210	163	H
2	2.505108	62.59	Pk	32.2	-38.6	56.19	-	-	74	-17.81	210	163	H
4	2.518977	49.85	RMS	32.2	-38.6	43.45	54	-10.55	-	-	210	163	H

* - indicates frequency in CFR47 Pt 15 / IC RSS-Restricted Band
Pk - Peak detector
RMS - RMS detection

UL VERIFICATION SERVICES INC.
47173 Benicia Street, Fremont, CA 94538; USA TEL:(510) 319-4000 FAX:(510) 661-0888
This report shall not be reproduced except in full, without the written approval of UL Verification Services Inc.

VERTICAL RESULT

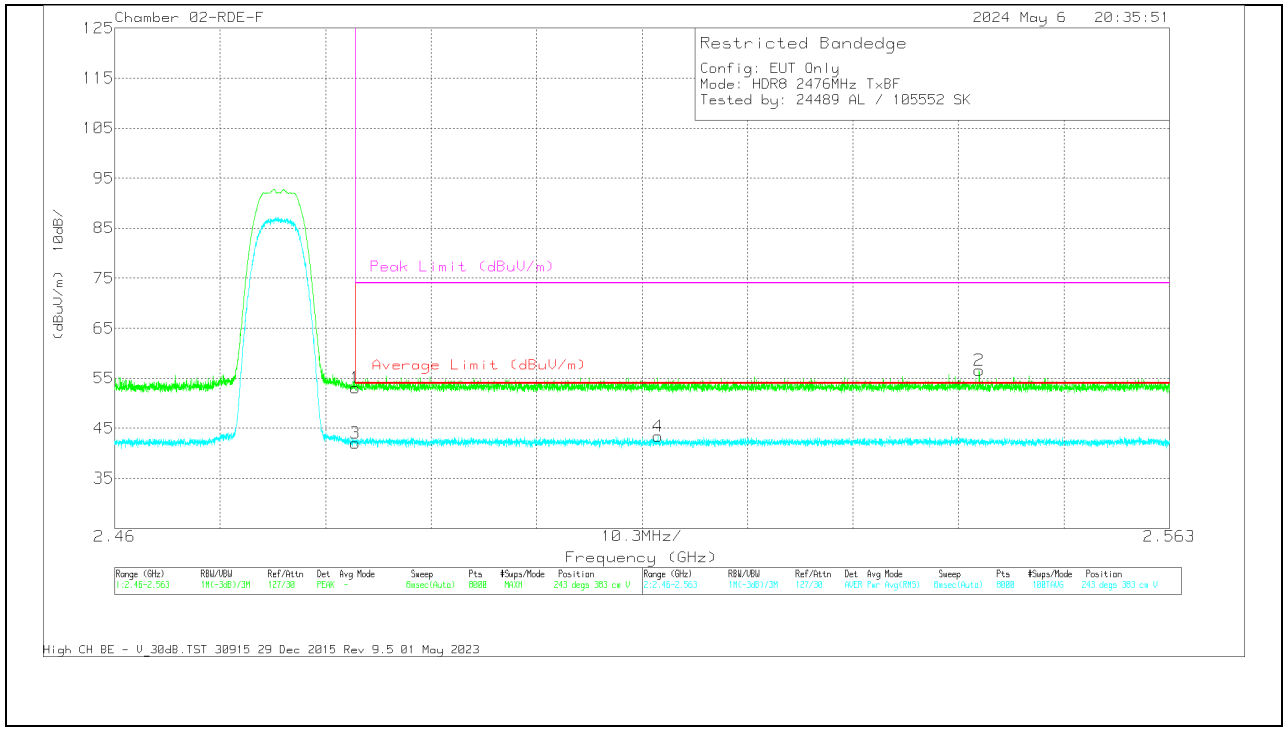

Marker	Frequency (GHz)	Meter Reading (dBuV)	Det	206806 ACF (dB/m)	Amp/Cbl (dB)	Corrected Reading (dBuV/m)	Average Limit (dBuV/m)	Margin (dB)	Peak Limit (dBuV/m)	PK Margin (dB)	Azimuth (Degs)	Height (cm)	Polarity
1	* 2.4835	59.58	Pk	32.2	-38.7	53.08	-	-	74	-20.92	243	383	V
3	* 2.4835	48.57	RMS	32.2	-38.7	42.07	54	-11.93	-	-	243	383	V
4	2.513053	49.78	RMS	32.2	-38.6	43.38	54	-10.62	-	-	243	383	V
2	2.544422	62.88	Pk	32.2	-38.5	56.58	-	-	74	-17.42	243	383	V

* - indicates frequency in CFR47 Pt 15 / IC RSS-Restricted Band
Pk - Peak detector
RMS - RMS detection

UL VERIFICATION SERVICES INC.
47173 Benicia Street, Fremont, CA 94538; USA TEL:(510) 319-4000 FAX:(510) 661-0888
This report shall not be reproduced except in full, without the written approval of UL Verification Services Inc.

10.2.9. WORST CASE HARMONICS AND SPURIOUS EMISSIONS

LOW CHANNEL RESULTS

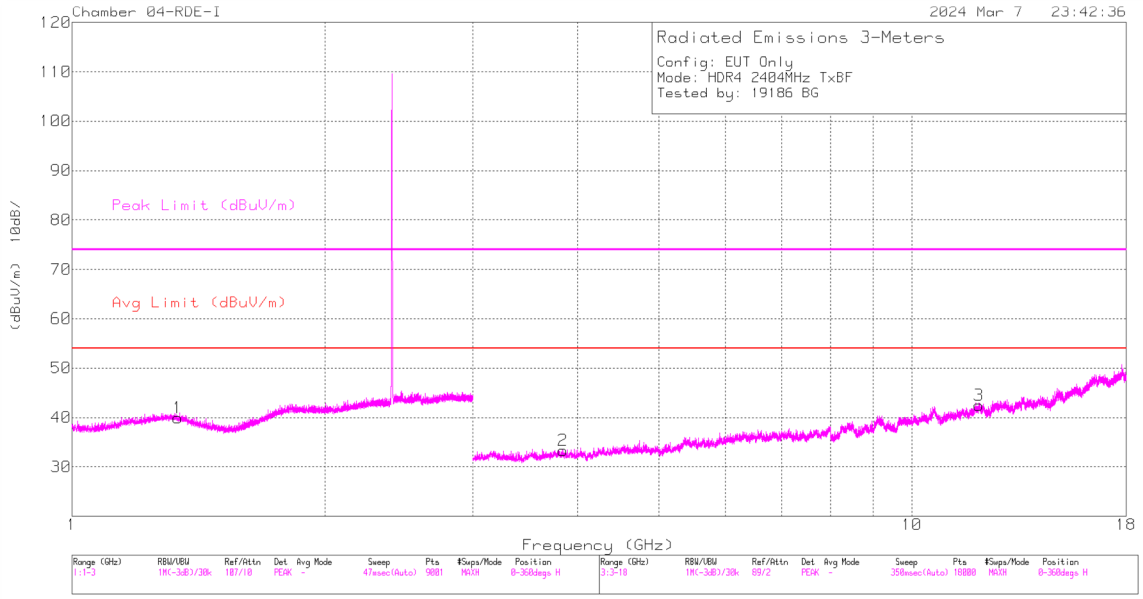

HORIZONTAL

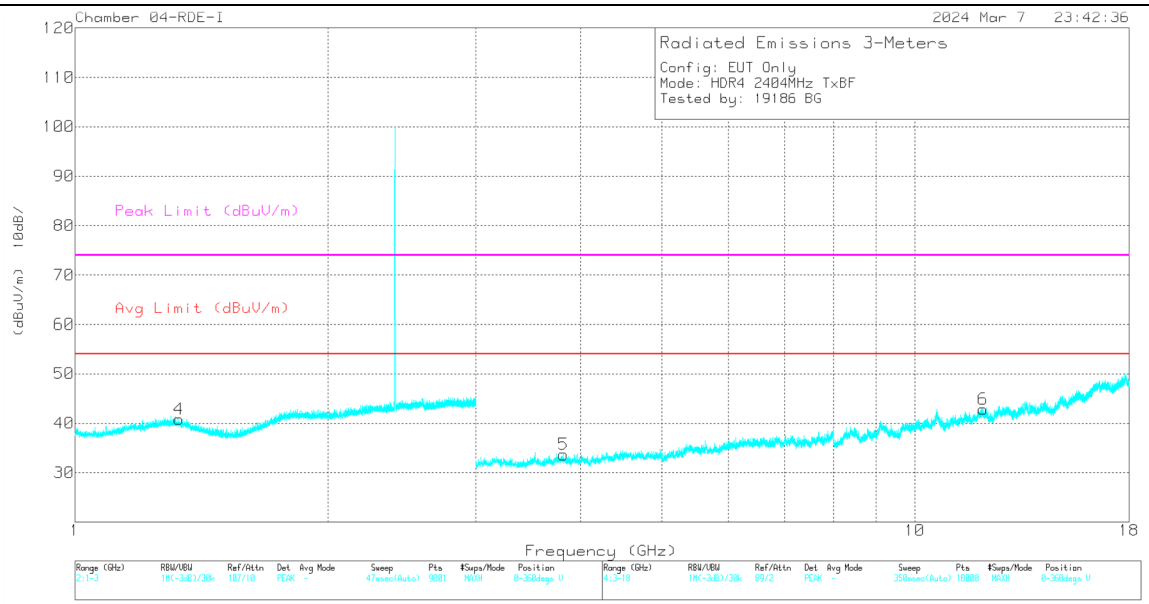

VERTICAL

UL VERIFICATION SERVICES INC.
47173 Benicia Street, Fremont, CA 94538; USA TEL:(510) 319-4000 FAX:(510) 661-0888

This report shall not be reproduced except in full, without the written approval of UL Verification Services Inc.

RADIATED EMISSIONS

marker	Frequency (GHz)	Meter Reading (dBuV)	Det	84797 ACF (dB/m)	Cbl/Amp (dB)	Corrected Reading (dBuV/m)	Avg Limit (dBuV/m)	Margin (dB)	Peak Limit (dBuV/m)	PK Margin (dB)	Azimuth (Degs)	Height (cm)	Polarity
1	* 1.335263	42.01	PK2	28.6	-20.5	50.11	-	-	74	-23.89	172	259	H
	* 1.335223	30.52	MAv1	28.6	-20.5	38.62	54	-15.38	-	-	172	259	H
4	* 1.330815	42.19	PK2	28.6	-20.6	50.19	-	-	74	-23.81	256	203	V
	* 1.327841	30.58	MAv1	28.6	-20.5	38.68	54	-15.32	-	-	256	203	V
2	* 3.842244	38.36	PK2	33.2	-28.1	43.46	-	-	74	-30.54	263	323	H
	* 3.842725	26.25	MAv1	33.2	-28	31.45	54	-22.55	-	-	263	323	H
3	* 12.01267	34.27	PK2	38.6	-20.7	52.17	-	-	74	-21.83	170	345	H
	* 12.011134	22.92	MAv1	38.6	-20.7	40.82	54	-13.18	-	-	170	345	H
5	* 3.816289	37.46	PK2	33.2	-27.7	42.96	-	-	74	-31.04	11	125	V
	* 3.816644	25.65	MAv1	33.2	-27.6	31.25	54	-22.75	-	-	11	125	V
6	* 12.056046	34.17	PK2	38.6	-20.3	52.47	-	-	74	-21.53	312	344	V
	* 12.055274	22.97	MAv1	38.6	-20.4	41.17	54	-12.83	-	-	312	344	V

* - indicates frequency in CFR47 Pt 15 / IC RSS-Restricted Band
PK2 - KDB558074 Method: Maximum Peak
MAv1 - KDB558074 Option 1 Maximum RMS Average

UL VERIFICATION SERVICES INC.
47173 Benicia Street, Fremont, CA 94538; USA TEL:(510) 319-4000 FAX:(510) 661-0888
This report shall not be reproduced except in full, without the written approval of UL Verification Services Inc.

MID CHANNEL RESULTS

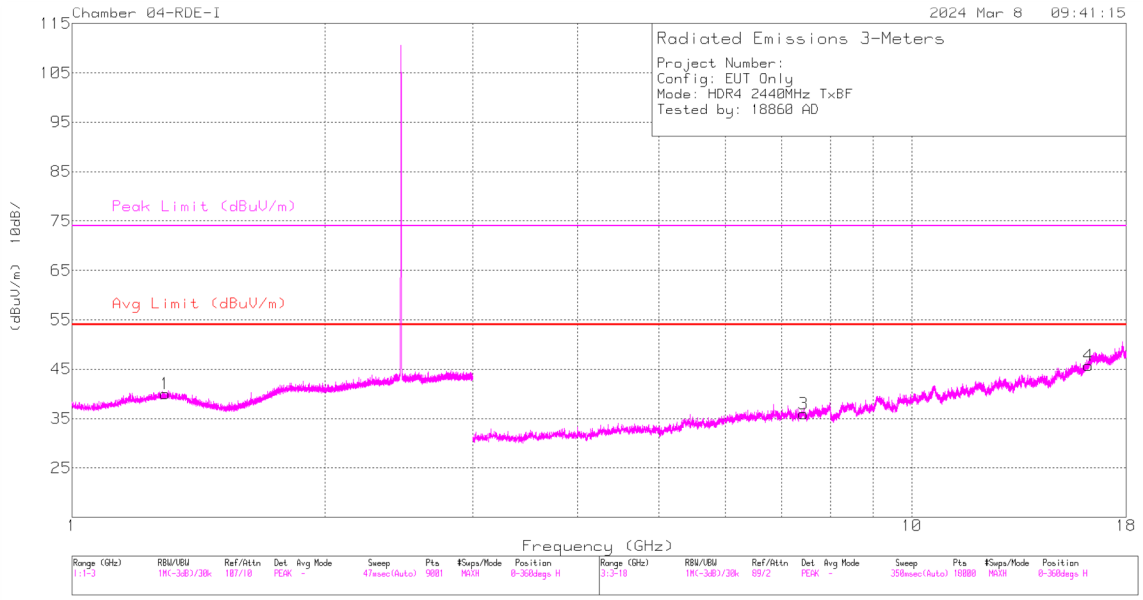

HORIZONTAL

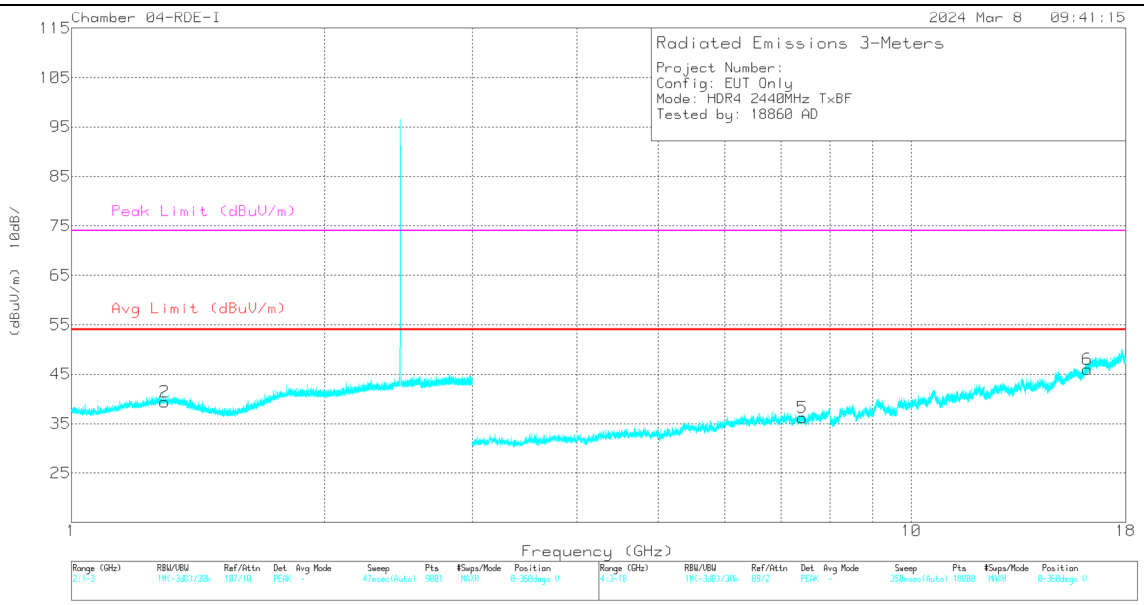

VERTICAL

UL VERIFICATION SERVICES INC.
47173 Benicia Street, Fremont, CA 94538; USA TEL:(510) 319-4000 FAX:(510) 661-0888
This report shall not be reproduced except in full, without the written approval of UL Verification Services Inc.

RADIATED EMISSIONS

marker	Frequency (GHz)	Meter Reading (dBuV)	Det	84797 ACF (dB/m)	Cbl/Amp (dB)	Corrected Reading (dBuV/m)	Avg Limit (dBuV/m)	Margin (dB)	Peak Limit (dBuV/m)	PK Margin (dB)	Azimuth (Degs)	Height (cm)	Polarity
1	* 1.293669	41.34	PK2	28.6	-20.3	49.64	-	-	74	-24.36	305	196	H
	* 1.290243	29.86	MAv1	28.6	-20.4	38.06	54	-15.94	-	-	305	196	H
2	* 1.292997	41.46	PK2	28.6	-20.4	49.66	-	-	74	-24.34	19	194	V
	* 1.294021	29.8	MAv1	28.6	-20.3	38.1	54	-15.9	-	-	19	194	V
3	* 7.43197	33.68	PK2	35.6	-23.2	46.08	-	-	74	-27.92	78	124	H
	* 7.432164	22.09	MAv1	35.6	-23.2	34.49	54	-19.51	-	-	78	124	H
5	* 7.422376	34.36	PK2	35.6	-23.2	46.76	-	-	74	-27.24	91	150	V
	* 7.420141	22.14	MAv1	35.6	-23.2	34.54	54	-19.46	-	-	91	150	V
6	16.207572	21.15	MAv1	41.4	-18.6	43.95	-	-	-	-	341	115	V
	16.20925	32.67	PK2	41.4	-18.6	55.47	-	-	-	-	341	115	V
4	16.236617	32.86	PK2	41.4	-18.5	55.76	-	-	-	-	343	293	H
	16.237393	21.31	MAv1	41.4	-18.5	44.21	-	-	-	-	343	293	H

* - indicates frequency in CFR47 Pt 15 / IC RSS-Restricted Band
PK2 - KDB558074 Method: Maximum Peak
MAv1 - KDB558074 Option 1 Maximum RMS Average

UL VERIFICATION SERVICES INC.
47173 Benicia Street, Fremont, CA 94538; USA TEL:(510) 319-4000 FAX:(510) 661-0888
This report shall not be reproduced except in full, without the written approval of UL Verification Services Inc.

HIGH CHANNEL RESULTS

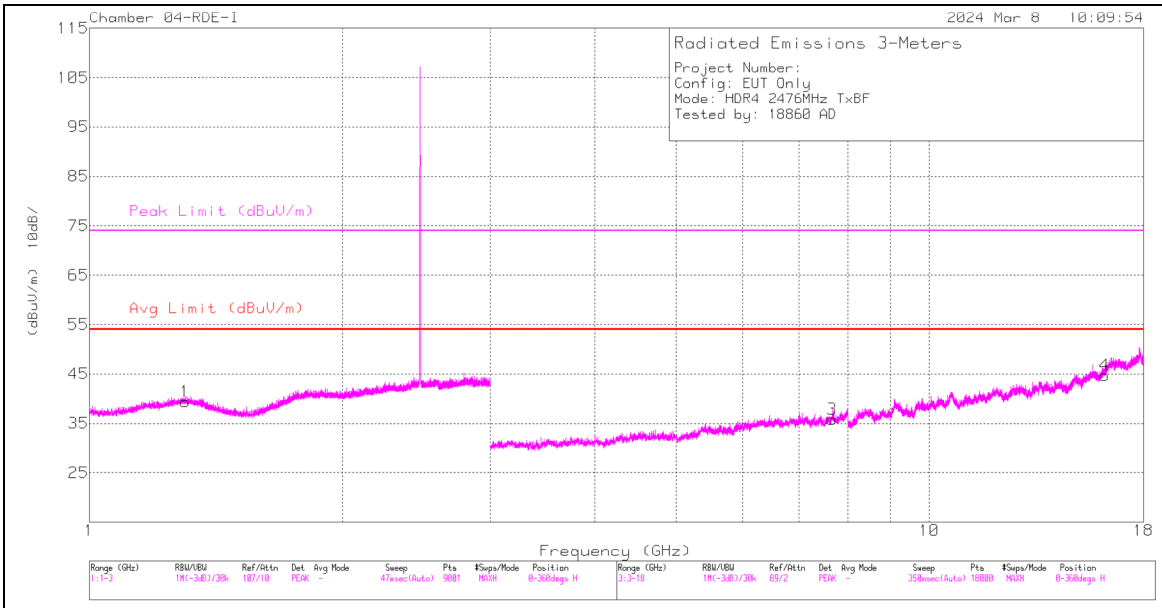

HORIZONTAL

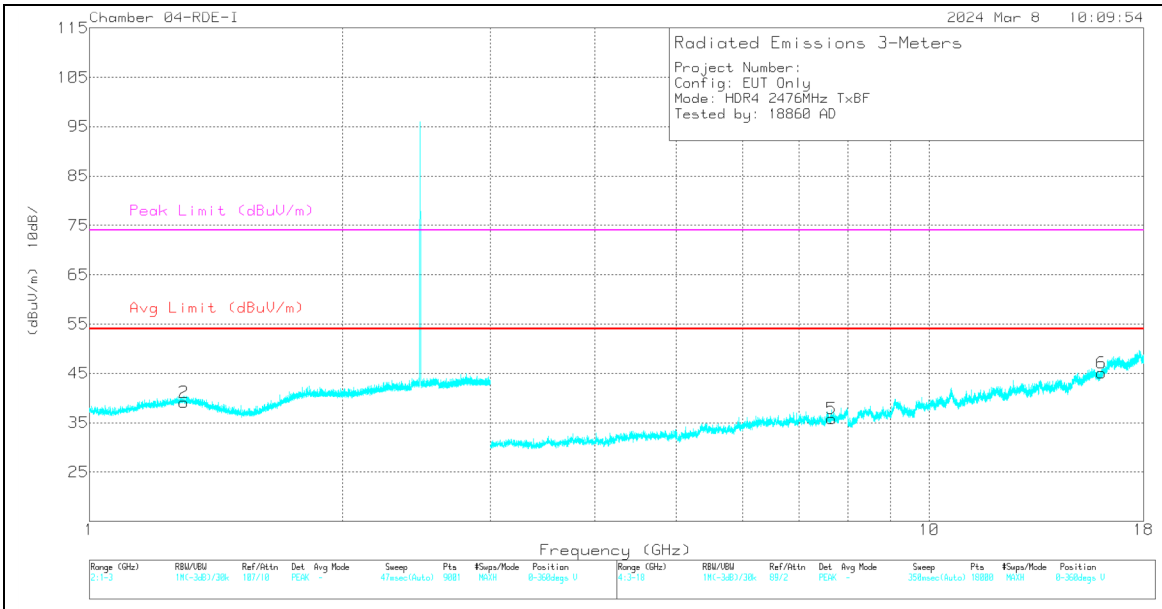

VERTICAL

UL VERIFICATION SERVICES INC.
47173 Benicia Street, Fremont, CA 94538; USA TEL:(510) 319-4000 FAX:(510) 661-0888
This report shall not be reproduced except in full, without the written approval of UL Verification Services Inc.

RADIATED EMISSIONS

marker	Frequency (GHz)	Meter Reading (dBuV)	Det	84797 ACF (dB/m)	Cbl/Amp (dB)	Corrected Reading (dBuV/m)	Avg Limit (dBuV/m)	Margin (dB)	Peak Limit (dBuV/m)	PK Margin (dB)	Azimuth (Degs)	Height (cm)	Polarity
1	* 1.299925	41.65	PK2	28.6	-20.4	49.85	-	-	74	-24.15	60	269	H
	* 1.299105	30.23	MAv1	28.6	-20.4	38.43	54	-15.57	-	-	60	269	H
2	* 1.299609	41.75	PK2	28.6	-20.4	49.95	-	-	74	-24.05	32	265	V
	* 1.297038	30.1	MAv1	28.6	-20.4	38.3	54	-15.7	-	-	32	265	V
3	* 7.664157	33.84	PK2	35.8	-23.2	46.44	-	-	74	-27.56	182	275	H
	* 7.666211	22.02	MAv1	35.8	-23.2	34.62	54	-19.38	-	-	182	275	H
4	* 16.181671	33.46	PK2	41.4	-18.6	56.26	-	-	74	-17.74	20	270	H
	* 16.182649	21.45	MAv1	41.4	-18.6	44.25	54	-9.75	-	-	20	270	H
5	* 7.650879	33.19	PK2	35.8	-23.4	45.59	-	-	74	-28.41	320	181	V
	* 7.65058	21.82	MAv1	35.8	-23.4	34.22	54	-19.78	-	-	320	181	V
6	* 16.043339	32.38	PK2	41.4	-18.3	55.48	-	-	74	-18.52	298	271	V
	* 16.04333	20.98	MAv1	41.4	-18.3	44.08	54	-9.92	-	-	298	271	V

* - indicates frequency in CFR47 Pt 15 / IC RSS-Restricted Band
PK2 - KDB558074 Method: Maximum Peak
MAv1 - KDB558074 Option 1 Maximum RMS Average

UL VERIFICATION SERVICES INC.
47173 Benicia Street, Fremont, CA 94538; USA TEL:(510) 319-4000 FAX:(510) 661-0888
This report shall not be reproduced except in full, without the written approval of UL Verification Services Inc.

10.3. WORST CASE BELOW 1 GHz

SPURIOUS EMISSIONS 30 TO 1000 MHz (WORST-CASE CONFIGURATION)

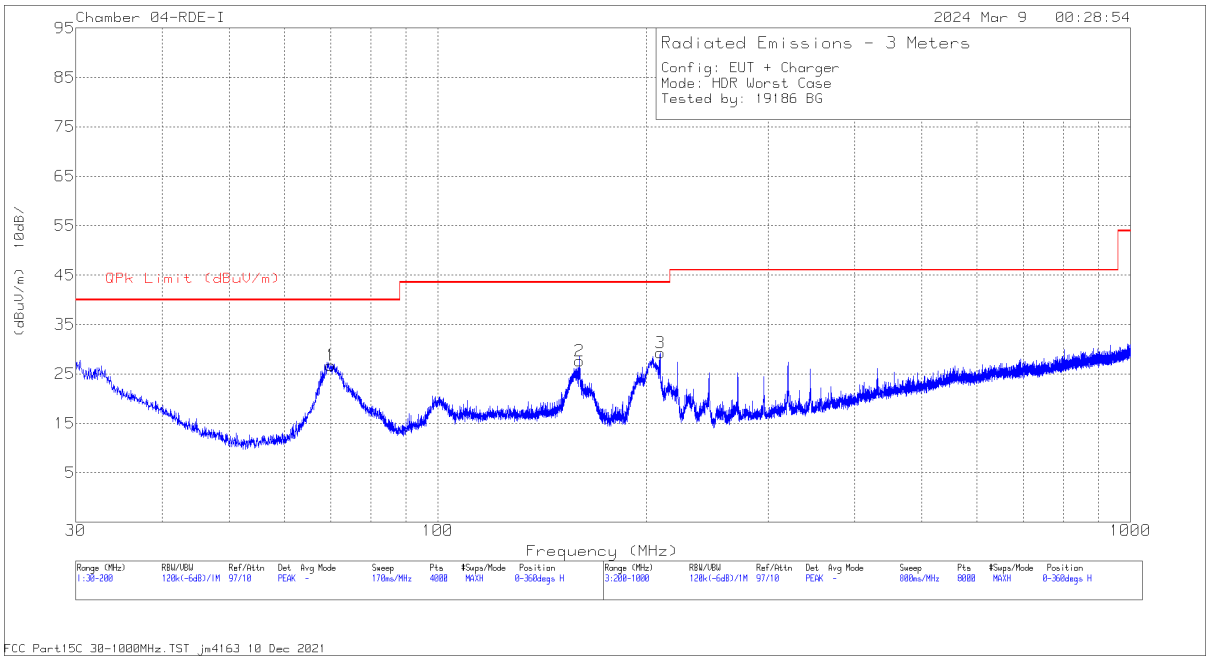

HORIZONTAL

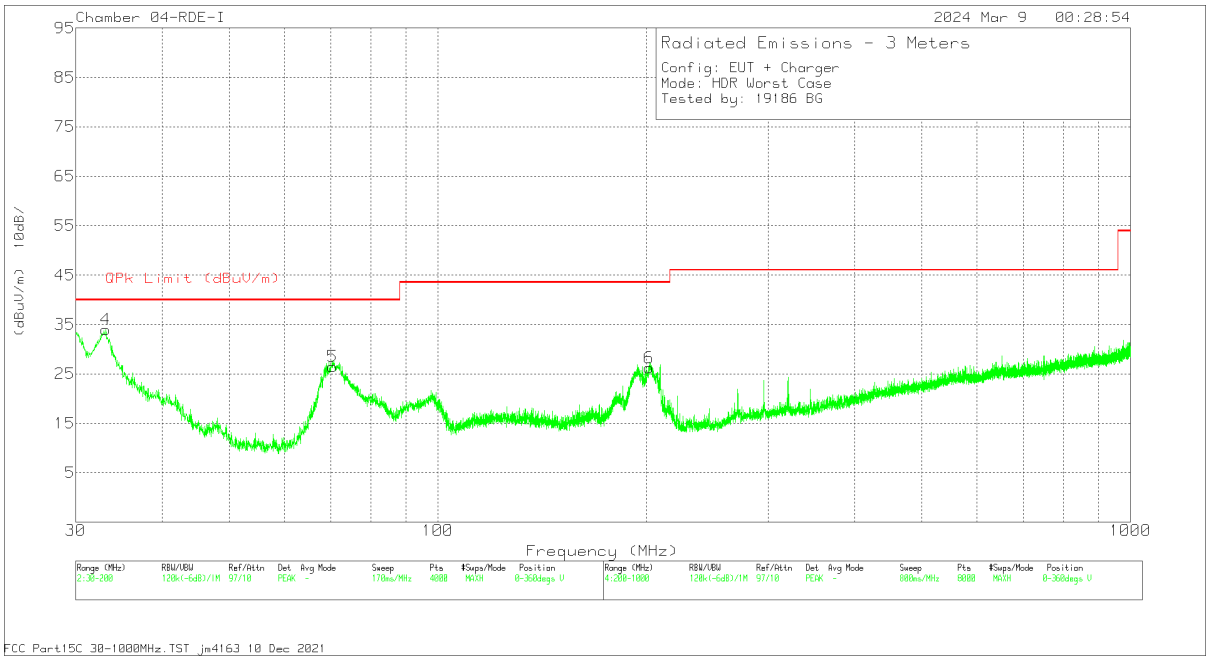

VERTICAL

UL VERIFICATION SERVICES INC.
47173 Benicia Street, Fremont, CA 94538; USA TEL:(510) 319-4000 FAX:(510) 661-0888

This report shall not be reproduced except in full, without the written approval of UL Verification Services Inc.

Below 1GHz Data

Marker	Frequency (MHz)	Meter Reading (dBuV)	Det	80714 ACF (dB/m) - 10mH	Amp/Cbl (dB)	Corrected Reading (dBuV/m)	QPk Limit (dBuV/m)	Margin (dB)	Azimuth (Degs)	Height (cm)	Polarity
4	33.1458	39.63	Pk	25.5	-31.2	33.93	40	-6.07	0-360	101	V
	33.1458	35.1	Qp	25.5	-31.2	29.4	40	-10.6	223	134	V
1	70.0454	42.89	Pk	14.7	-30.9	26.69	40	-13.31	0-360	199	H
5	70.4705	42.68	Pk	14.7	-30.9	26.48	40	-13.52	0-360	101	V
2	160.169	40.03	Pk	17.9	-30.3	27.63	43.52	-15.89	0-360	99	H
6	202	38.49	Pk	17.8	-30.1	26.19	43.52	-17.33	0-360	100	V
3	209.401	43.13	Pk	16.3	-30.1	29.33	43.52	-14.19	0-360	101	H

Pk - Peak detector
Qp - Quasi-Peak detector

UL VERIFICATION SERVICES INC.
47173 Benicia Street, Fremont, CA 94538; USA TEL:(510) 319-4000 FAX:(510) 661-0888
This report shall not be reproduced except in full, without the written approval of UL Verification Services Inc.

10.4. WORST CASE 18-26 GHz

HORIZONTAL

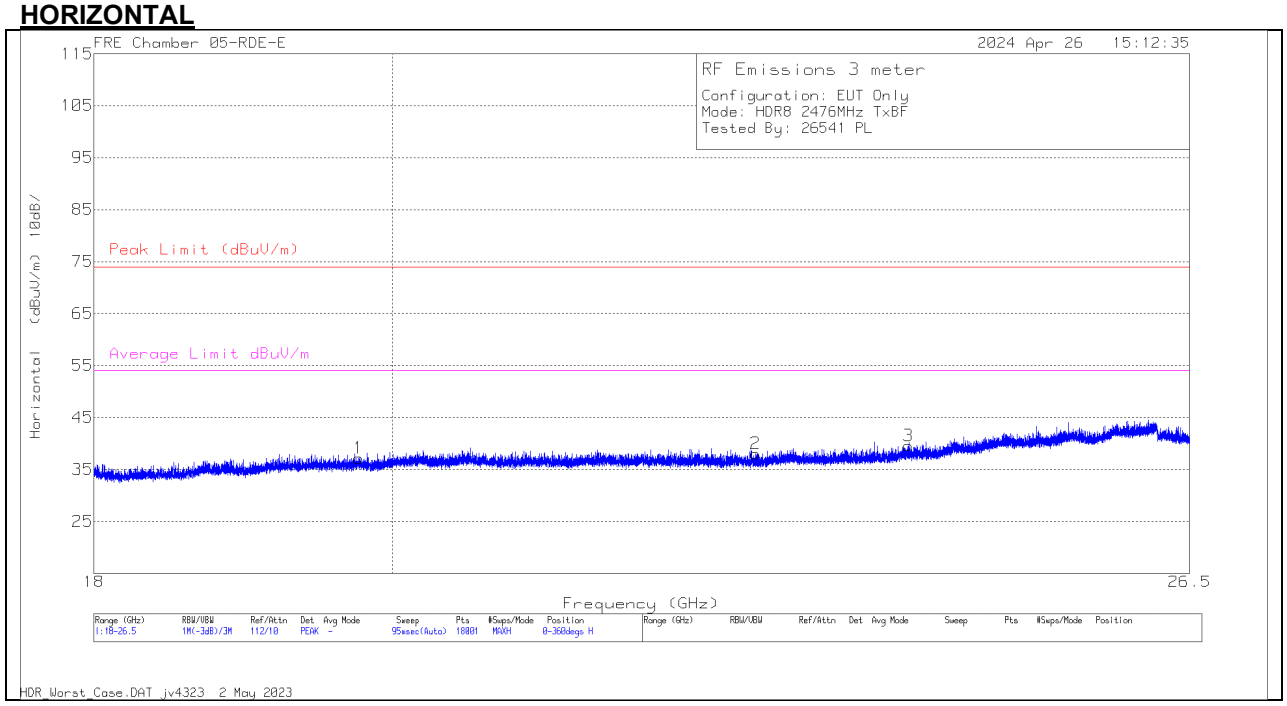

VERTICAL

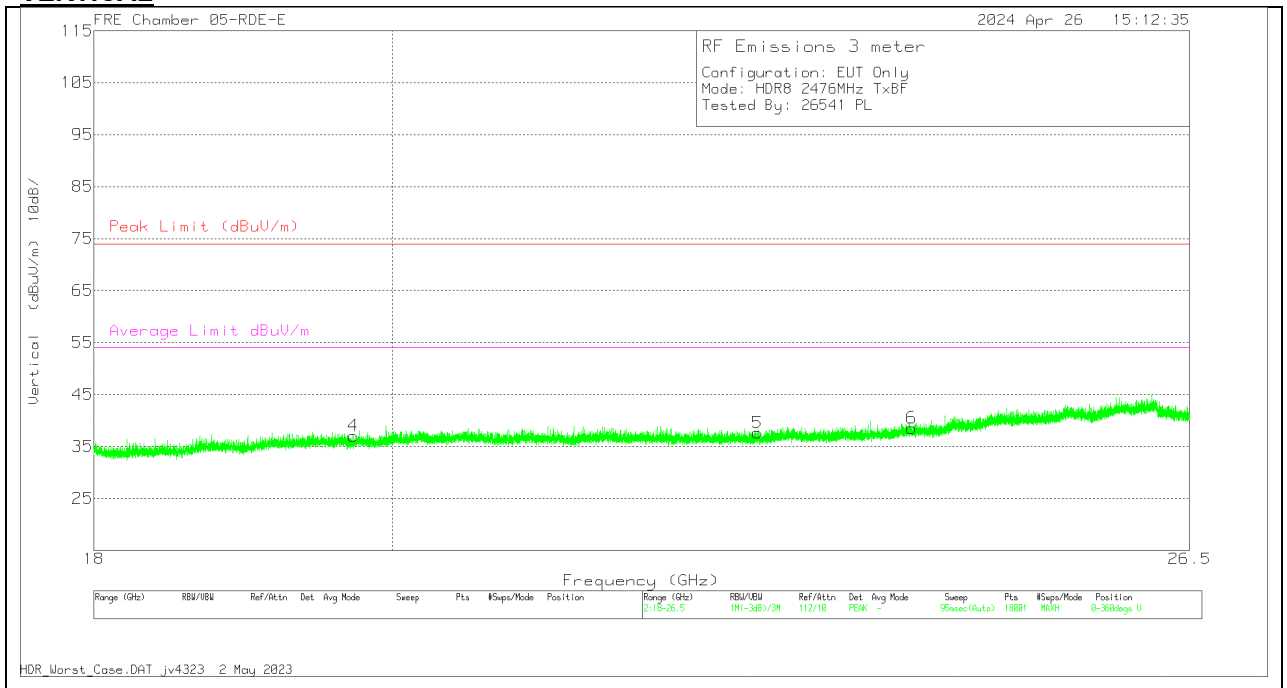

UL VERIFICATION SERVICES INC.
47173 Benicia Street, Fremont, CA 94538; USA TEL:(510) 319-4000 FAX:(510) 661-0888
This report shall not be reproduced except in full, without the written approval of UL Verification Services Inc.

18 – 26GHz DATA

Marker	Frequency (GHz)	Meter Reading (dBuV)	Det	172353 ACF (dB/m)	171583 Amp Assembly (dB)	CBL (dB)	Corrected Reading (dBuV/m)	Peak Limit (dBuV/m)	PK Margin (dB)	Average Limit dBuV/m	Margin (dB)	Azimuth (Degs)	Height (cm)	Polarity
1	* 19.762333	46.35	Pk	33	-65.1	22.9	37.15	74	-36.85	54	-16.85	0-360	101	H
2	* 22.733081	45.26	Pk	33.8	-65.7	24.7	38.06	74	-35.94	54	-15.94	0-360	200	H
3	* 23.993914	44.98	Pk	34.2	-65.1	25.5	39.58	74	-34.42	54	-14.42	0-360	200	H
4	* 19.726444	46.31	Pk	33	-65.2	22.9	37.01	74	-36.99	54	-16.99	0-360	101	V
5	* 22.750553	44.79	Pk	33.8	-65.7	24.7	37.59	74	-36.41	54	-16.41	0-360	101	V
6	24.023192	43.93	Pk	34.2	-65.1	25.5	38.53	74	-35.47	54	-15.47	0-360	101	V

* - indicates frequency in CFR47 Pt 15 / IC RSS-Restricted Band
Pk - Peak detector

UL VERIFICATION SERVICES INC.
47173 Benicia Street, Fremont, CA 94538; USA TEL:(510) 319-4000 FAX:(510) 661-0888
This report shall not be reproduced except in full, without the written approval of UL Verification Services Inc.

11. AC POWER LINE CONDUCTED EMISSIONS

LIMITS

FCC §15.207 (a)

RSS-Gen 8.8

Frequency of Emission (MHz)	Conducted Limit (dBµV)	
	Quasi-peak	Average
0.15-0.5	66 to 56 *	56 to 46 *
0.5-5	56	46
5-30	60	50

*Decreases with the logarithm of the frequency.

TEST PROCEDURE

The EUT is placed on a non-conducting table 40 cm from the vertical ground plane and 80 cm above the horizontal ground plane. The EUT is configured in accordance with ANSI C63.10.

The receiver is set to a resolution bandwidth of 9 kHz. Peak detection is used unless otherwise noted as quasi-peak or average.

Line conducted data is recorded for both NEUTRAL and HOT lines.

RESULTS

UL VERIFICATION SERVICES INC.
47173 Benicia Street, Fremont, CA 94538; USA TEL:(510) 319-4000 FAX:(510) 661-0888

This report shall not be reproduced except in full, without the written approval of UL Verification Services Inc.

11.1. AC Power Line With AC/DC Adapter

LINE 1 RESULTS

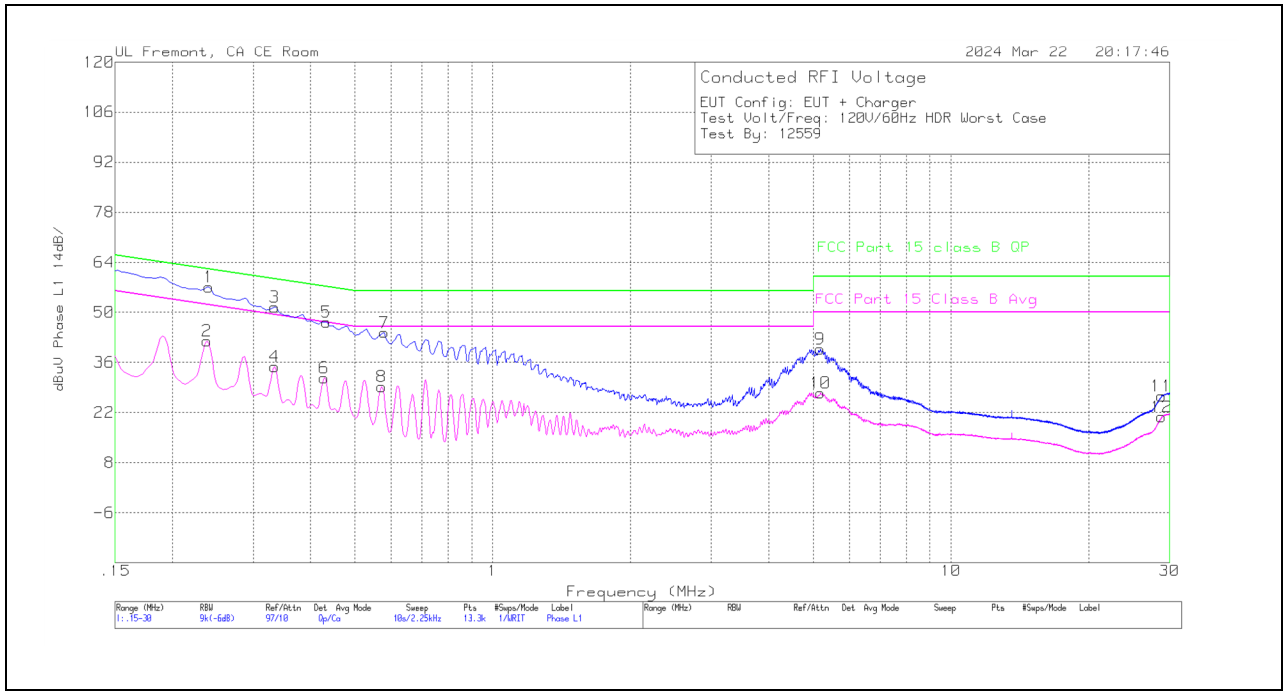

Range 1: Phase L1 .15 - 30MHz												
Marker	Frequency (MHz)	Meter Reading (dBuV)	Det	Cbl (dB)	LISN (dB)	Trns Limiter (dB)	10 dB Pad	Corrected Reading dBuV	FCC Part 15 Class B Avg dBuV	Margin (dB)	FCC Part 15 class B QP dBuV	Margin (dB)
2	.2378	22.64	Ca	0	0	9.4	10	42.04	52.17	-10.13	-	-
4	.3345	15.45	Ca	0	0	9.4	10	34.85	49.34	-14.49	-	-
6	.429	12.31	Ca	.1	0	9.3	10	31.71	47.27	-15.56	-	-
8	.573	9.81	Ca	.1	0	9.3	10	29.21	46	-16.79	-	-
10	5.19	7.92	Ca	.1	0	9.4	10	27.42	50	-22.58	-	-
12	28.8038	.55	Ca	.4	.3	9.5	10	20.75	50	-29.25	-	-
1	.24	37.67	Qp	0	0	9.4	10	57.07	-	-	62.1	-5.03
3	.3345	32.06	Qp	0	0	9.4	10	51.46	-	-	59.34	-7.88
5	.4335	27.88	Qp	.1	0	9.3	10	47.28	-	-	57.19	-9.91
7	.5798	24.98	Qp	0	0	9.4	10	44.38	-	-	56	-11.62
9	5.1855	20.3	Qp	.1	0	9.4	10	39.8	-	-	60	-20.2
11	28.806	6.45	Qp	.4	.3	9.5	10	26.65	-	-	60	-33.35

Qp - Quasi-Peak detector
Ca - CISPR average detection

UL VERIFICATION SERVICES INC.
47173 Benicia Street, Fremont, CA 94538; USA TEL:(510) 319-4000 FAX:(510) 661-0888
This report shall not be reproduced except in full, without the written approval of UL Verification Services Inc.

LINE 2 RESULTS

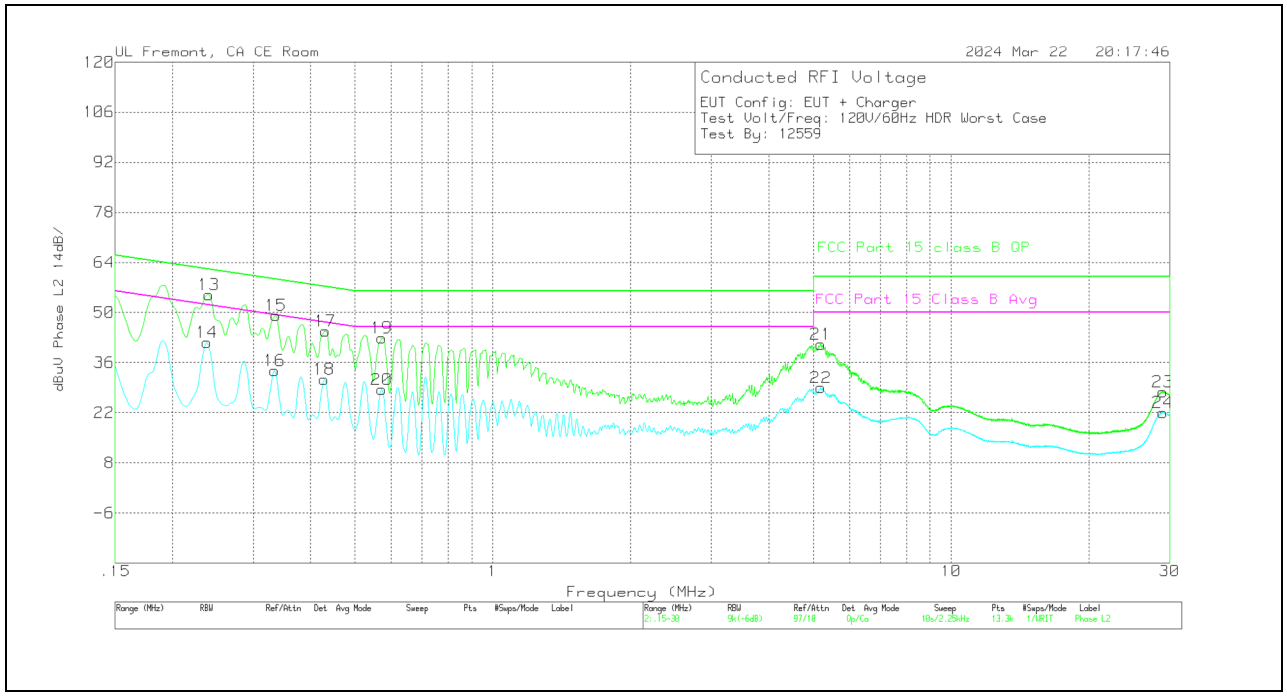

Range 2: Phase L2 .15 - 30MHz												
Marker	Frequency (MHz)	Meter Reading (dBuV)	Det	Cbl (dB)	LISN (dB)	Trns Limiter (dB)	10 dB Pad	Corrected Reading dBuV	FCC Part 15 Class B Avg dBuV	Margin (dB)	FCC Part 15 class B QP dBuV	Margin (dB)
14	.2378	22.32	Ca	0	0	9.4	10	41.72	52.17	-10.45	-	-
16	.3345	14.29	Ca	.1	0	9.4	10	33.79	49.34	-15.55	-	-
18	.429	12.08	Ca	0	0	9.3	10	31.38	47.27	-15.89	-	-
20	.573	9.16	Ca	0	0	9.3	10	28.46	46	-17.54	-	-
22	5.1968	9.38	Ca	.2	0	9.4	10	28.98	50	-21.02	-	-
24	28.9714	2.07	Ca	.3	.2	9.5	10	22.07	50	-27.93	-	-
13	.24	35.63	Qp	0	0	9.4	10	55.03	-	-	62.1	-7.07
15	.3368	29.65	Qp	.1	0	9.4	10	49.15	-	-	59.28	-10.13
17	.4313	25.52	Qp	0	0	9.3	10	44.82	-	-	57.23	-12.41
19	.573	23.57	Qp	0	0	9.3	10	42.87	-	-	56	-13.13
21	5.2035	21.54	Qp	.2	0	9.4	10	41.14	-	-	60	-18.86
23	28.9568	7.88	Qp	.3	.2	9.5	10	27.88	-	-	60	-32.12

Qp - Quasi-Peak detector
Ca - CISPR average detection

UL VERIFICATION SERVICES INC.
47173 Benicia Street, Fremont, CA 94538; USA TEL:(510) 319-4000 FAX:(510) 661-0888
This report shall not be reproduced except in full, without the written approval of UL Verification Services Inc.

11.2. AC Power Line with Laptop

LINE 1 RESULTS

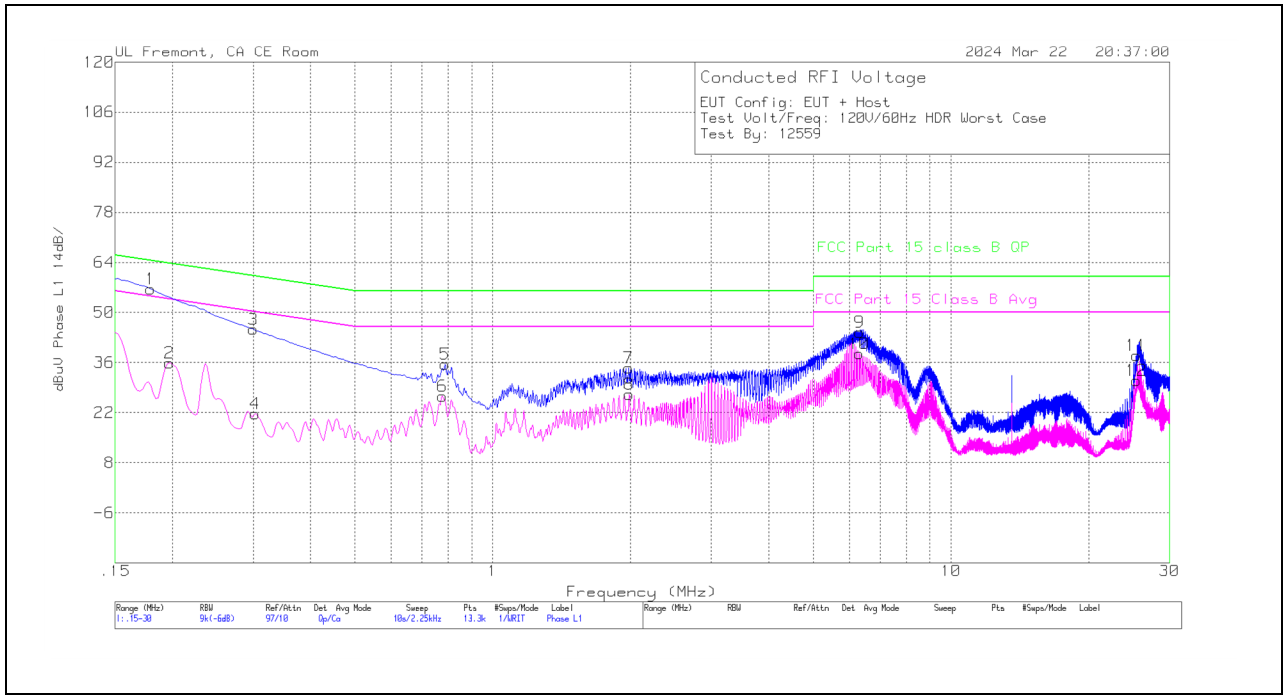

Range 1: Phase L1 .15 - 30MHz												
Marker	Frequency (MHz)	Meter Reading (dBuV)	Det	Cbl (dB)	LISN (dB)	Trns Limiter (dB)	10 dB Pad	Corrected Reading dBuV	FCC Part 15 Class B Avg dBuV	Margin (dB)	FCC Part 15 class B QP dBuV	Margin (dB)
2	.1973	16.23	Ca	.1	.1	9.4	10	35.83	53.73	-17.9	-	-
4	.303	2.21	Ca	.1	0	9.4	10	21.71	50.16	-28.45	-	-
6	.7778	7.24	Ca	.1	0	9.3	10	26.64	46	-19.36	-	-
8	1.986	7.57	Ca	.1	0	9.4	10	27.07	46	-18.93	-	-
10	6.3083	18.95	Ca	.2	0	9.3	10	38.45	50	-11.55	-	-
12	25.404	11.07	Ca	.3	.2	9.4	10	30.97	50	-19.03	-	-
1	.1793	37.04	Qp	.1	.1	9.4	10	56.64	-	-	64.52	-7.88
3	.3008	25.77	Qp	.1	0	9.4	10	45.27	-	-	60.22	-14.95
5	.7868	16.08	Qp	.1	0	9.3	10	35.48	-	-	56	-20.52
7	1.9793	14.97	Qp	.1	0	9.4	10	34.47	-	-	56	-21.53
9	6.324	24.82	Qp	.2	0	9.4	10	44.42	-	-	60	-15.58
11	25.3905	18.15	Qp	.3	.2	9.4	10	38.05	-	-	60	-21.95

Qp - Quasi-Peak detector
Ca - CISPR average detection

UL VERIFICATION SERVICES INC.
47173 Benicia Street, Fremont, CA 94538; USA TEL:(510) 319-4000 FAX:(510) 661-0888
This report shall not be reproduced except in full, without the written approval of UL Verification Services Inc.

LINE 2 RESULTS

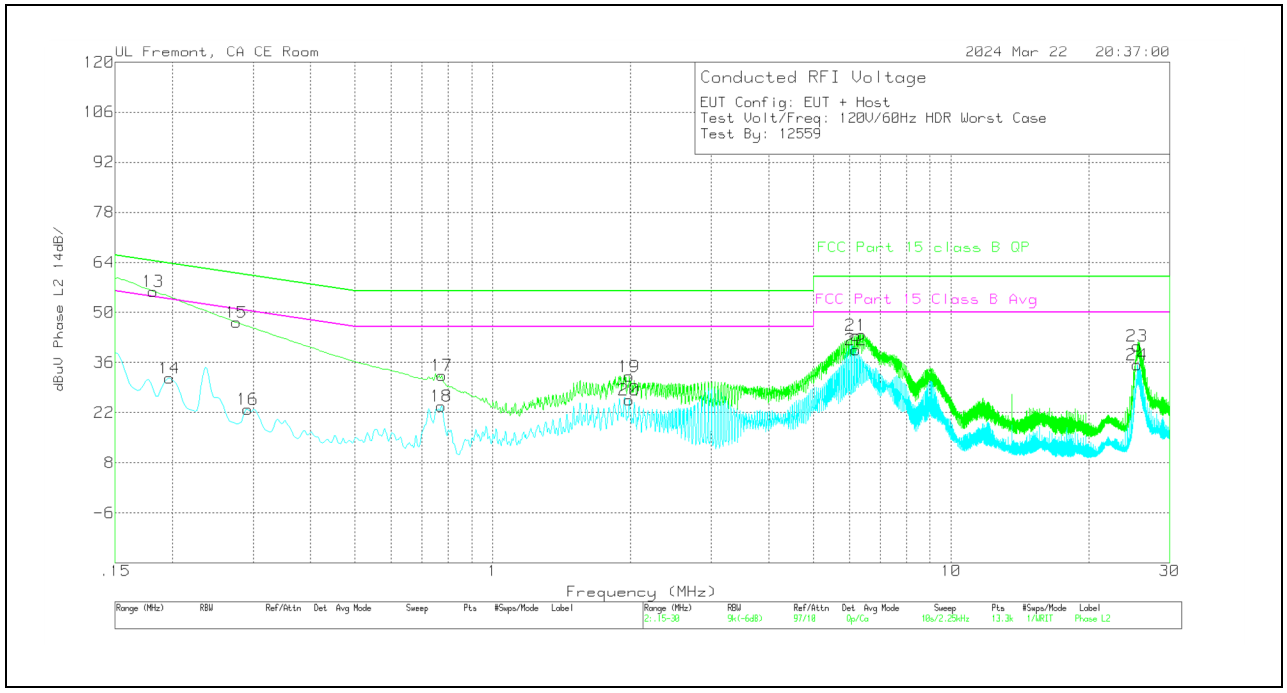

Range 2: Phase L2 .15 - 30MHz												
Marker	Frequency (MHz)	Meter Reading (dBuV)	Det	Cbl (dB)	LISN (dB)	Trns Limiter (dB)	10 dB Pad	Corrected Reading dBuV	FCC Part 15 Class B Avg dBuV	Margin (dB)	FCC Part 15 class B QP dBuV	Margin (dB)
14	.1973	12.11	Ca	.1	0	9.4	10	31.61	53.73	-22.12	-	-
16	.2918	3.45	Ca	.1	0	9.4	10	22.95	50.47	-27.52	-	-
18	.7733	4.35	Ca	0	0	9.4	10	23.75	46	-22.25	-	-
20	1.986	6.08	Ca	.1	0	9.4	10	25.58	46	-20.42	-	-
22	6.2048	20.06	Ca	.1	0	9.4	10	39.56	50	-10.44	-	-
24	25.4805	15.35	Ca	.3	.2	9.5	10	35.35	50	-14.65	-	-
13	.1815	36.4	Qp	.1	0	9.4	10	55.9	-	-	64.42	-8.52
15	.276	27.71	Qp	.1	0	9.4	10	47.21	-	-	60.94	-13.73
17	.7755	13.11	Qp	0	0	9.3	10	32.41	-	-	56	-23.59
19	1.986	12.62	Qp	.1	0	9.4	10	32.12	-	-	56	-23.88
21	6.2048	24.04	Qp	.1	0	9.4	10	43.54	-	-	60	-16.46
23	25.4805	20.68	Qp	.3	.2	9.5	10	40.68	-	-	60	-19.32

Qp - Quasi-Peak detector
Ca - CISPR average detection

UL VERIFICATION SERVICES INC.
47173 Benicia Street, Fremont, CA 94538; USA TEL:(510) 319-4000 FAX:(510) 661-0888
This report shall not be reproduced except in full, without the written approval of UL Verification Services Inc.

12. SETUP PHOTOS

Please refer to setup photos 14982484-EP1V1

END OF TEST REPORT

UL VERIFICATION SERVICES INC.
47173 Benicia Street, Fremont, CA 94538; USA TEL:(510) 319-4000 FAX:(510) 661-0888
This report shall not be reproduced except in full, without the written approval of UL Verification Services Inc.