RADIATED TEST REPORT

Report Number: 14982485-E10V2 & E11V2

Applicant	:	APPLE INC. 1 APPLE PARK WAY CUPERTINO, CA 95014, U.S.A.
Model	:	A3286 (Parent Model) A3287, A3288 (Variant Models)
Brand	:	APPLE
FCC ID	:	BCG-E8689A (Parent Model) BCG-E8690A, BCG-8691A (Variant Models)
IC ID	:	579C -E8689A (Parent Model) 579C -E8690A, 579C -8691A (Variant Models)
EUT Description	:	SMARTPHONE
Test Standard(s)	:	FCC 47 CFR PART 15 SUBPART E ISED RSS-248 ISSUE 2 ISED RSS-GEN ISSUE 5 + A1 + A2

Date Of Issue:
2024/08/01

Prepared by:
UL Verification Services Inc.
47173 Benicia Street
Fremont, CA 94538 U.S.A.
TEL: (510) 319-4000
FAX: (510) 661-0888

CERT #0751.05

TABLE OF CONTENTS

1. RADIATED TEST RESULTS 3

1.1. TRANSMITTER OUTSIDE 5.925 - 7.125 GHz, 1- 18GHz 5

1.1.1. 802.11be SISO SU MODE IN UNII-5 BAND – BANDEDGE 5
1.1.2. 802.11be SISO PARTIAL RU MODE IN UNII-5 BAND - BANDEDGE 8
1.1.3. 802.11be MIMO SU MODE IN UNII-5 BAND - BANDEDGE 12
1.1.4. 802.11be MIMO PARTIAL RU MODE IN UNII-5 BAND - BANDEDGE 15
1.1.5. 802.11be MIMO MODE IN UNII-5 BAND – SPURIOUS EMISSIONS 18
1.1.6. 802.11be MIMO MODE IN UNII-6 BAND – SPURIOUS EMISSIONS 30
1.1.7. 802.11be MIMO MODE IN UNII-7 BAND – SPURIOUS EMISSIONS 42
1.1.8. 802.11be SISO SU MODE IN UNII-8 BAND – BANDEDGE 54
1.1.9. 802.11be SISO PARTIAL RU MODE IN UNII-8 BAND – BANDEDGE 57
1.1.10. 802.11be MIMO SU MODE IN UNII-8 BAND – BANDEDGE 60
1.1.11. 802.11be MIMO PARTIAL RU MODE IN UNII-8 BAND – BANDEDGE 63
1.1.12. 802.11be MIMO MODE IN UNII-8 BAND – SPURIOUS EMISSIONS 66

1.2. WORST CASE BELOW 1 GHz 78

1.3. WORST CASE 18-26 GHz 80

1.4. WORST CASE 26-40 GHz 82

2. AC POWER LINE CONDUCTED EMISSIONS 84

2.1. EUT WITH AC ADAPTER 85

2.2. EUT WITH LAPTOP 87

3. SETUP PHOTOS 89

UL VERIFICATION SERVICES
47173 Benicia Street, Fremont, CA 94538; USA TEL:(510) 319-4000 FAX:(510) 661-0888
This report shall not be reproduced except in full, without the written approval of UL VERIFICATION SERVICES

1. RADIATED TEST RESULTS

LIMITS

FCC §15.35(b)
FCC §15.205 Restriced bands
§15.209 and FCC §15.407(b)(6) -Un-Restriced bands

RSS 248 Issue 2 section 4.6.2a

Any emissions outside of the 5.925-7.125 GHz band must not exceed an e.i.r.p. of -27dBm/MHz rms and -7dBm/MHz Peak.

General field strength limits at frequencies above 30 MHz;

Frequency Range (MHz)	Field Strength Limit (uV/m) at 3 m	Field Strength Limit (dBuV/m) at 3 m
30 - 88	100	40
88 - 216	150	43.5
216 - 960	200	46
Above 960	500	54

TEST PROCEDURE

The EUT is placed on a non-conducting table 80 cm above the ground plane for measurement below 1GHz; 1.5 m above the ground plane for measurement above 1GHz. The antenna to EUT distance is 3 meters. The EUT is configured in accordance with ANSI C63.10. The EUT is set to transmit in a continuous mode.

For measurements below 1 GHz the resolution bandwidth is set to 100 kHz for peak detection measurements or 120 kHz for quasi-peak detection measurements. Peak detection is used unless otherwise noted as quasi-peak.

For pre-scans above 1 GHz the resolution bandwidth is set to 1 MHz; the video bandwidth is set to 30 KHz for peak measurements.

For final measurements above 1 GHz the resolution bandwidth is set to 1 MHz; the video bandwidth is set to 3 MHz for peak measurements and as applicable for average measurements.

The spectrum from 30 MHz to 1GHz and 18GHz to 40 GHz is investigated with the transmitter set to transmit at the channel with highest output power as worst-case scenario. 1GHz to 18GHz was set to the lowest, middle, and highest channels in the 6 GHz bands.

The frequency range of interest is monitored at a fixed antenna height and EUT azimuth. The EUT is rotated through 360 degrees to maximize emissions received. The antenna is scanned from 1 to 4 meters above the ground plane to further maximize the emission. Measurements are made with the antenna polarized in both the vertical and the horizontal positions.

UL VERIFICATION SERVICES
47173 Benicia Street, Fremont, CA 94538; USA TEL:(510) 319-4000 FAX:(510) 661-0888
This report shall not be reproduced except in full, without the written approval of UL VERIFICATION SERVICES

KDB 414788 Open Field Site (OFS) and Chamber Correlation Justification

OFS and chamber correlation testing had been performed and chamber measured test result is the worst-case test result.

Note: The limits in CFR 47, Part 15, Subpart C, paragraph 15.209(a), are identical to those in RSS-Gen section 8.9, Table 6, since the measurements are performed in terms of magnetic field strength and converted to electric field strength levels (as reported in the table), using the free space impedance of 377 Ohms. For example, the measurement at frequency X kHz resulted in a level of Y dBuV/m, which is equivalent to Y – 51.5 = Z dBuA/m, which has the same margin, W dB, to the corresponding RSS-Gen Table 6 limit as it has to 15.209(a) limit.

RESULTS

The plots in these sections are for reference settings only for different bandwidth and different antenna ports.

UL VERIFICATION SERVICES
47173 Benicia Street, Fremont, CA 94538; USA TEL:(510) 319-4000 FAX:(510) 661-0888
This report shall not be reproduced except in full, without the written approval of UL VERIFICATION SERVICES

1.1. TRANSMITTER OUTSIDE 5.925 - 7.125 GHz, 1- 18GHz

1.1.1. 802.11be SISO SU MODE IN UNII-5 BAND – BANDEDGE

UNII-5 (SISO)	Channel Frequency (MHz)	Ant. #	Frequency (GHz)	Meter Reading (dBm)	Det	AF (dB/m)	Conversion Factor (dB)	DCCF (dB)	Gain/Loss (dB)	Correct Reading EIRP (dBm)	Avg Limit (dBm)	Avg Margin (dB)	Pk Limit (dBm)	Pk Margin (dB)	Azimuth (Degs)	Height (cm)	Polarity
EHT20 (SU Mode)	5955	6	5.923735	-58.61	RMS	34.9	11.8	0.5	-36.13	-47.54	-27	-20.54	-	-	11	394	H
			5.924602	-45.19	Pk	34.9	11.8	0	-36.16	-34.65	-	-	-7	-27.65	11	394	H
			5.925	-45.12	Pk	34.9	11.8	0	-36.2	-34.62	-	-	-7	-27.62	11	394	H
			5.925	-58.73	RMS	34.9	11.8	0.5	-36.2	-47.73	-27	-20.73	-	-	11	394	H
			5.924202	-35.13	Pk	34.9	11.8	0	-36.12	-24.55	-	-	-7	-17.55	139	103	V
			5.924935	-51.61	RMS	34.9	11.8	0.5	-36.19	-40.6	-27	-13.6	-	-	139	103	V
			5.925	-36.73	Pk	34.9	11.8	0	-36.2	-26.23	-	-	-7	-19.23	139	103	V
			5.925	-50.98	RMS	34.9	11.8	0.5	-36.2	-39.98	-27	-12.98	-	-	139	103	V
		5	5924.468	-59.7	Pk	34.9	11.8	0	-23.64	-36.64	-	-	-7	-29.64	313	292	H
			5924.802	-74.4	RMS	34.9	11.8	0.5	-23.63	-50.83	-27	-23.83	-	-	313	292	H
			5925	-59.91	Pk	34.9	11.8	0	-23.63	-36.84	-	-	-7	-29.84	313	292	H
			5925	-74.46	RMS	34.9	11.8	0.5	-23.63	-50.89	-27	-23.89	-	-	313	292	H
			5924.002	-76.24	RMS	34.9	11.8	0.5	-23.64	-52.68	-27	-25.68	-	-	131	103	V
			5924.668	-63.27	Pk	34.9	11.8	0	-23.63	-40.2	-	-	-7	-33.2	131	103	V
			5925	-64.06	Pk	34.9	11.8	0	-23.63	-40.99	-	-	-7	-33.99	131	103	V
			5925	-77.14	RMS	34.9	11.8	0.5	-23.63	-53.57	-27	-26.57	-	-	131	103	V
EHT40 (SU Mode)	5965	6	5.923601	-51.94	RMS	34.9	11.8	0.94	-36.14	-40.44	-27	-13.44	-	-	324	237	H
			5.924802	-36.1	Pk	34.9	11.8	0	-36.18	-25.58	-	-	-7	-18.58	324	237	H
			5.925	-36.47	Pk	34.9	11.8	0	-36.2	-25.97	-	-	-7	-18.97	324	237	H
			5.925	-52.84	RMS	34.9	11.8	0.94	-36.2	-41.4	-27	-14.4	-	-	324	237	H
			5.923535	-23.87	Pk	34.9	11.8	0	-36.15	-13.32	-	-	-7	-6.32	47	106	V
			5.924402	-40.73	RMS	34.9	11.8	0.94	-36.14	-29.23	-27	-2.23	-	-	47	106	V
			5.925	-26.13	Pk	34.9	11.8	0	-36.2	-15.63	-	-	-7	-8.63	47	106	V
			5.925	-40.64	RMS	34.9	11.8	0.94	-36.2	-29.2	-27	-2.2	-	-	47	106	V
		5	5924.468	-52.26	Pk	34.9	11.8	0	-23.64	-29.2	-	-	-7	-22.2	306	291	H
			5924.802	-68.53	RMS	34.9	11.8	0.94	-23.63	-44.52	-27	-17.52	-	-	306	291	H
			5925	-52.64	Pk	34.9	11.8	0	-23.63	-29.57	-	-	-7	-22.57	306	291	H
			5925	-69.06	RMS	34.9	11.8	0.94	-23.63	-45.05	-27	-18.05	-	-	306	291	H
			5924.068	-71.43	RMS	34.9	11.8	0.94	-23.64	-47.43	-27	-20.43	-	-	113	281	V
			5924.935	-55.2	Pk	34.9	11.8	0	-23.63	-32.13	-	-	-7	-25.13	113	281	V
			5925	-55.66	Pk	34.9	11.8	0	-23.63	-32.59	-	-	-7	-25.59	113	281	V
			5925	-72.9	RMS	34.9	11.8	0.94	-23.63	-48.89	-27	-21.89	-	-	113	281	V
EHT80 (SU Mode)	5985	6	5922.735	-70.62	RMS	35.2	11.8	0.54	-15.7	-38.78	-27	-11.78	-	-	20	227	H
			5924.135	-56.19	Pk	35.2	11.8	0	-15.6	-24.79	-	-	-7	-17.79	20	227	H
			5925	-57.32	Pk	35.2	11.8	0	-15.6	-25.92	-	-	-7	-18.92	20	227	H
			5925	-71.96	RMS	35.2	11.8	0.54	-15.6	-40.02	-27	-13.02	-	-	20	227	H
			5922.801	-62.1	RMS	35.2	11.8	0.54	-15.7	-30.26	-27	-3.26	-	-	107	106	V
			5923.668	-45.26	Pk	35.2	11.8	0	-15.6	-13.86	-	-	-7	-6.86	107	106	V
			5925	-47.33	Pk	35.2	11.8	0	-15.6	-15.93	-	-	-7	-8.93	107	106	V
			5925	-65.12	RMS	35.2	11.8	0.54	-15.6	-33.18	-27	-6.18	-	-	107	106	V
		5	5920.268	-70.04	RMS	34.9	11.8	0.54	-23.65	-46.45	-27	-19.45	-	-	312	228	H
			5924.668	-53.18	Pk	34.9	11.8	0	-23.63	-30.11	-	-	-7	-23.11	312	228	H
			5925	-56.2	Pk	34.9	11.8	0	-23.63	-33.13	-	-	-7	-26.13	312	228	H
			5925	-72.33	RMS	34.9	11.8	0.54	-23.63	-48.72	-27	-21.72	-	-	312	228	H
			5921.935	-54.39	Pk	34.9	11.8	0	-23.66	-31.35	-	-	-7	-24.35	283	106	V
			5924.602	-70.56	RMS	34.9	11.8	0.54	-23.63	-46.95	-27	-19.95	-	-	283	106	V
			5925	-56.9	Pk	34.9	11.8	0	-23.63	-33.83	-	-	-7	-26.83	283	106	V
			5925	-72.63	RMS	34.9	11.8	0.54	-23.63	-49.02	-27	-22.02	-	-	283	106	V
EHT160 (SU Mode)	6025	6	5.925	-41.5	Pk	35.1	11.8	0	-37.73	-32.33	-	-	-7	-25.33	78	383	H
			5.901535	-39.61	Pk	35.1	11.8	0	-37.82	-30.53	-	-	-7	-23.53	78	383	H
			5.925	-57.42	RMS	35.1	11.8	0.64	-37.73	-47.61	-27	-20.61	-	-	78	383	H
			5.870268	-53.13	RMS	35	11.8	0.64	-37.96	-43.65	-27	-16.65	-	-	78	383	H
			5.925	-27.8	Pk	35.1	11.8	0	-37.73	-18.63	-	-	-7	-11.63	157	117	V
			5.916801	-25.89	Pk	35.1	11.8	0	-37.74	-16.73	-	-	-7	-9.73	157	117	V
			5.925	-43.54	RMS	35.1	11.8	0.64	-37.73	-33.73	-27	-6.73	-	-	157	117	V
			5.912201	-39.69	RMS	35.1	11.8	0.64	-37.75	-29.9	-27	-2.9	-	-	157	117	V
		5	5912.135	-67.61	RMS	34.9	11.8	0.64	-23.6	-43.87	-27	-16.87	-	-	136	303	H
			5912.401	-52.31	Pk	34.9	11.8	0	-23.61	-29.22	-	-	-7	-22.22	136	303	H
			5925	-54.03	Pk	34.9	11.8	0	-23.63	-30.96	-	-	-7	-23.96	136	303	H
			5925	-70.66	RMS	34.9	11.8	0.64	-23.63	-46.95	-27	-19.95	-	-	136	303	H
			5917.068	-57.24	Pk	34.9	11.8	0	-23.66	-34.2	-7	-27.2	-	-	296	258	V
			5922.135	-72.13	RMS	34.9	11.8	0.64	-23.66	-48.45	-	-	-27	-21.45	296	258	V
			5925	-57.87	Pk	34.9	11.8	0	-23.63	-34.8	-7	-27.8	-	-	296	258	V
			5925	-74.66	RMS	34.9	11.8	0.64	-23.63	-50.95	-	-	-27	-23.95	296	258	V

* - indicates frequency in CFR47 Pt 15 / IC RSS-Restricted Band
Pk - Peak detector
RMS - RMS detection

UL VERIFICATION SERVICES
47173 Benicia Street, Fremont, CA 94538; USA TEL:(510) 319-4000 FAX:(510) 661-0888
This report shall not be reproduced except in full, without the written approval of UL VERIFICATION SERVICES

1TX Antenna 6 MODE: SU

BANDEDGE (LOW CHANNEL / 6025 MHz)

HORIZONTAL RESULT

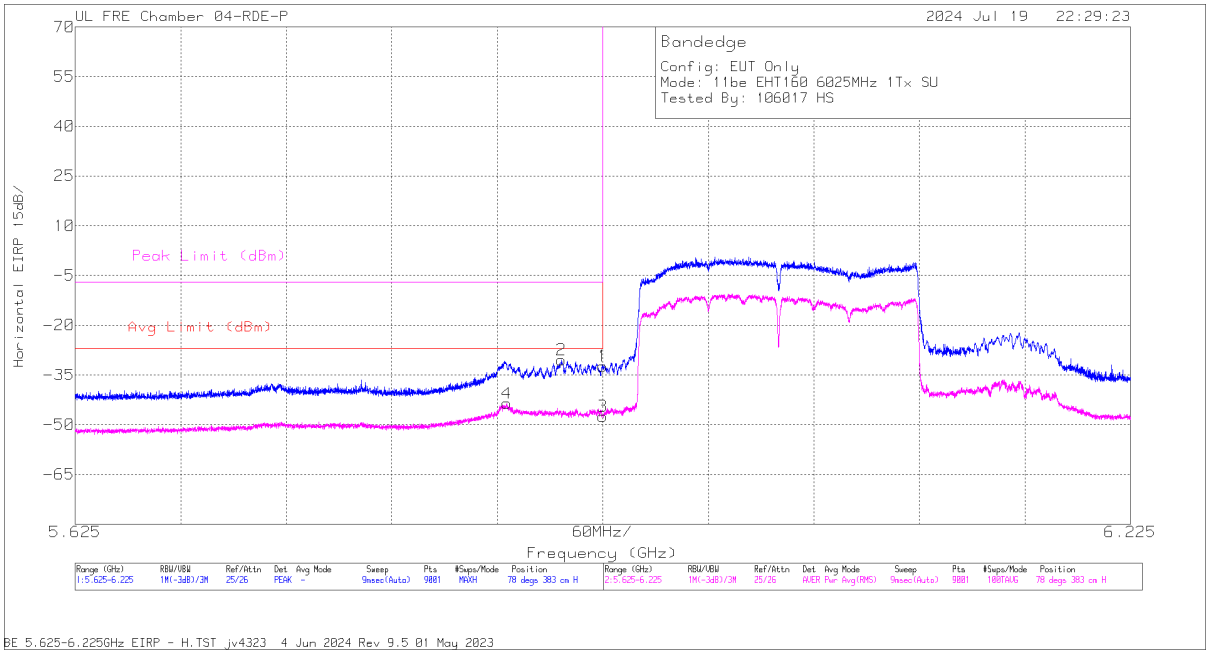

Trace Markers

Marker	Frequency (GHz)	Meter Reading (dBm)	Det	200897 ACF (dB/m)	Conversion Factor (dB)	DCCF (dB)	Gain/Loss (dB)	Corrected Reading EIRP (dBm)	Avg Limit (dBm)	RMS Margin (dB)	Peak Limit (dBm)	PK Margin (dB)	Azimuth (Degs)	Height (cm)	Polarity
1	5.925	-41.5	Pk	35.1	11.8	0	-37.73	-32.33	-	-	-7	-25.33	78	383	H
2	5.901535	-39.61	Pk	35.1	11.8	0	-37.82	-30.53	-	-	-7	-23.53	78	383	H
3	5.925	-57.42	RMS	35.1	11.8	.64	-37.73	-47.61	-27	-20.61	-	-	78	383	H
4	5.870268	-53.13	RMS	35	11.8	.64	-37.96	-43.65	-27	-16.65	-	-	78	383	H

Pk - Peak detector
RMS - RMS detection

UL VERIFICATION SERVICES
47173 Benicia Street, Fremont, CA 94538; USA TEL:(510) 319-4000 FAX:(510) 661-0888
This report shall not be reproduced except in full, without the written approval of UL VERIFICATION SERVICES

VERTICAL RESULT

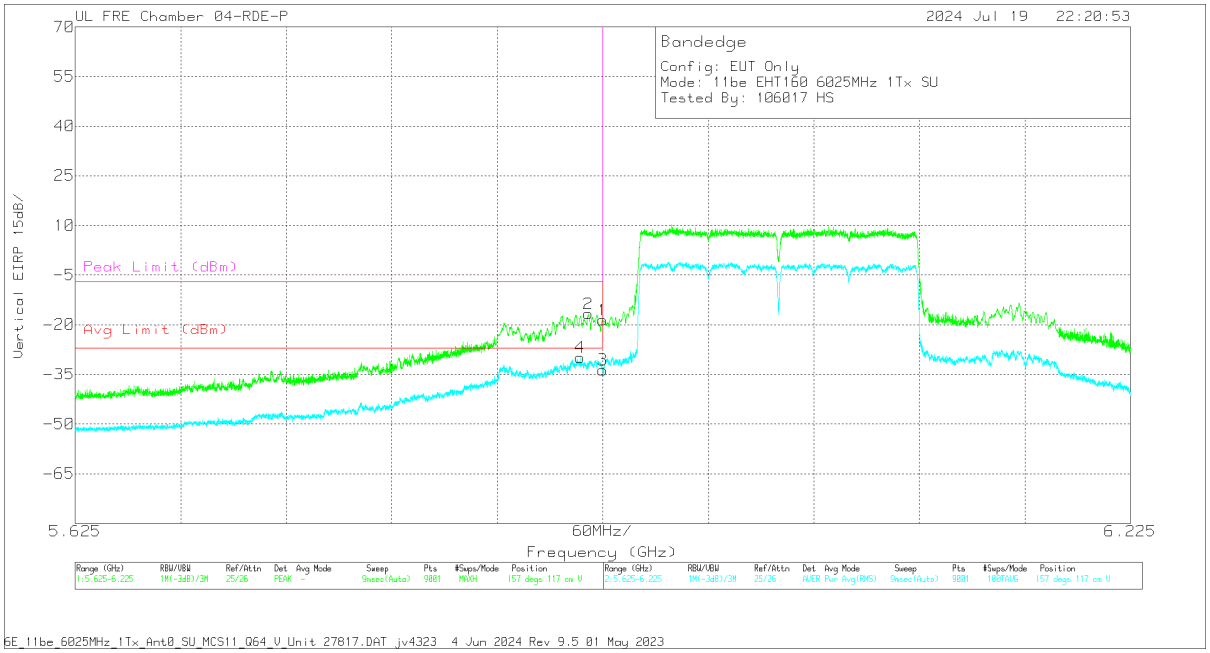

Trace Markers

Marker	Frequency (GHz)	Meter Reading (dBm)	Det	200897 ACF (dB/m)	Conversion Factor (dB)	DCCF (dB)	Gain/Loss (dB)	Corrected Reading EIRP (dBm)	Avg Limit (dBm)	RMS Margin (dB)	Peak Limit (dBm)	PK Margin (dB)	Azimuth (Degs)	Height (cm)	Polarity
1	5.925	-27.8	Pk	35.1	11.8	0	-37.73	-18.63	-	-	-7	-11.63	157	117	V
2	5.916801	-25.89	Pk	35.1	11.8	0	-37.74	-16.73	-	-	-7	-9.73	157	117	V
3	5.925	-43.54	RMS	35.1	11.8	.64	-37.73	-33.73	-27	-6.73	-	-	157	117	V
4	5.912201	-39.69	RMS	35.1	11.8	.64	-37.75	-29.9	-27	-2.9	-	-	157	117	V

Pk - Peak detector
RMS - RMS detection

UL VERIFICATION SERVICES
47173 Benicia Street, Fremont, CA 94538; USA TEL:(510) 319-4000 FAX:(510) 661-0888
This report shall not be reproduced except in full, without the written approval of UL VERIFICATION SERVICES

1.1.2. 802.11be SISO PARTIAL RU MODE IN UNII-5 BAND - BANDEDGE

UNII-5 (SISO)	Channel Frequency (MHz)	Ant. #	Frequency (GHz)	Meter Reading (dBm)	Det	AF (dB/m)	Conversion Factor (dB)	DCCF (dB)	Gain/Loss (dB)	Correct Reading EIRP (dBm)	Avg Limit (dBm)	Avg Margin (dB)	Pk Limit (dBm)	Pk Margin (dB)	Azimuth (Degs)	Height (cm)	Polarity
EHT20 (106+26T / Index 82)	5955	6	5925	-57.47	Pk	34.9	11.8	0	-23.63	-34.4	-	-	-7	-27.4	305	189	H
			5924.335	-56.33	Pk	34.9	11.8	0	-23.64	-33.27	-	-	-7	-26.27	305	189	H
			5925	-76.75	RMS	34.9	11.8	0.34	-23.63	-53.34	-27	-26.34	-	-	305	189	H
			5922.801	-75.02	RMS	34.9	11.8	0.34	-23.64	-51.62	-27	-24.62	-	-	305	189	H
			5925	-47.6	Pk	34.9	11.8	0	-23.63	-24.53	-	-	-7	-17.53	37	100	V
			5924.535	-47.22	Pk	34.9	11.8	0	-23.63	-24.15	-	-	-7	-17.15	37	100	V
			5925	-69.66	RMS	34.9	11.8	0.34	-23.63	-46.25	-27	-19.25	-	-	37	100	V
			5924.935	-66.91	RMS	34.9	11.8	0.34	-23.63	-43.5	-27	-16.5	-	-	37	100	V
		5	5.925	-47.06	Pk	35.5	11.8	0	-33.7	-33.46	-	-	-7	-26.46	32	246	H
			5.909535	-39.62	Pk	35.5	11.8	0	-33.7	-26.02	-	-	-7	-19.02	32	246	H
			5.925	-61.26	RMS	35.5	11.8	0.34	-33.7	-47.32	-27	-20.32	-	-	32	246	H
			5.909801	-53.45	RMS	35.5	11.8	0.34	-33.7	-39.51	-27	-12.51	-	-	32	246	H
			5.925	-46.33	Pk	35.5	11.8	0	-33.7	-32.73	-	-	-7	-25.73	83	178	V
			5.905601	-46.43	Pk	35.5	11.8	0	-33.74	-32.87	-	-	-7	-25.87	83	178	V
			5.925	-61.43	RMS	35.5	11.8	0.34	-33.7	-47.49	-27	-20.49	-	-	83	178	V
			5.910668	-59.72	RMS	35.5	11.8	0.34	-33.77	-45.85	-27	-18.85	-	-	83	178	V
EHT40 (106+26T / Index 82)	5965	6	5.925	-45.88	Pk	34.9	11.8	0	-36.2	-35.38	-	-	-7	-28.38	330	197	H
			5.924668	-42.62	Pk	34.9	11.8	0	-36.17	-32.09	-	-	-7	-25.09	330	197	H
			5.925	-60.54	RMS	34.9	11.8	0.57	-36.2	-49.47	-27	-22.47	-	-	330	197	H
			5.923135	-59.85	RMS	34.9	11.8	0.57	-36.19	-48.77	-27	-21.77	-	-	330	197	H
			5.925	-38.9	Pk	34.9	11.8	0	-36.2	-28.4	-	-	-7	-21.4	47	147	V
			5.915335	-34.35	Pk	34.9	11.8	0	-36.2	-23.85	-	-	-7	-16.85	47	147	V
			5.925	-58.13	RMS	34.9	11.8	0.57	-36.2	-47.06	-27	-20.06	-	-	47	147	V
			5.924135	-55.31	RMS	34.9	11.8	0.57	-36.11	-44.15	-27	-17.15	-	-	47	147	V
		5	5.925	-46.56	Pk	35.5	11.8	0	-33.7	-32.96	-	-	-7	-25.96	210	254	H
			5.910868	-40.55	Pk	35.5	11.8	0	-33.79	-27.04	-	-	-7	-20.04	210	254	H
			5.925	-61.85	RMS	35.5	11.8	0.57	-33.7	-47.68	-27	-20.68	-	-	210	254	H
			5.911801	-54.3	RMS	35.5	11.8	0.57	-33.8	-40.23	-27	-13.23	-	-	210	254	H
			5.925	-43.01	Pk	35.5	11.8	0	-33.7	-29.41	-	-	-7	-22.41	127	110	V
			5.916468	-39.24	Pk	35.5	11.8	0	-33.8	-25.74	-	-	-7	-18.74	127	110	V
			5.925	-54.91	RMS	35.5	11.8	0.57	-33.7	-40.74	-27	-13.74	-	-	127	110	V
			5.918135	-52.12	RMS	35.5	11.8	0.57	-33.7	-37.95	-27	-10.95	-	-	127	110	V
EHT80 (52T / Index 37)	5985	6	5925	-58.8	Pk	35.2	11.8	0	-15.6	-27.4	-	-	-7	-20.4	327	112	H
			5924.468	-57.01	Pk	35.2	11.8	0	-15.6	-25.61	-	-	-7	-18.61	327	112	H
			5925	-77.49	RMS	35.2	11.8	0.58	-15.6	-45.51	-27	-18.51	-	-	327	112	H
			5924.335	-77.19	RMS	35.2	11.8	0.58	-15.6	-45.21	-27	-18.21	-	-	327	112	H
			5925	-50.67	Pk	35.2	11.8	0	-15.6	-19.27	-	-	-7	-12.27	104	130	V
			5924.802	-49.37	Pk	35.2	11.8	0	-15.6	-17.97	-	-	-7	-10.97	104	130	V
			5921.135	-71.06	RMS	35.2	11.8	0.58	-15.6	-39.08	-27	-12.08	-	-	104	130	V
			5925	-75.67	RMS	35.2	11.8	0.58	-15.6	-43.69	-27	-16.69	-	-	104	130	V
		5	5.925	-45.32	Pk	35.3	11.8	0	-37.86	-36.08	-	-	-7	-29.08	69	354	V
			5.924802	-41.73	Pk	35.3	11.8	0	-37.86	-32.49	-	-	-7	-25.49	69	354	V
			5.925	-60.64	RMS	35.3	11.8	0.58	-37.86	-50.82	-27	-23.82	-	-	69	354	V
			5.923468	-59.16	RMS	35.3	11.8	0.58	-37.89	-49.37	-27	-22.37	-	-	69	354	V
			5.925	-45.31	Pk	35.3	11.8	0	-37.86	-36.07	-	-	-7	-29.07	83	202	H
			5.922468	-42.23	Pk	35.3	11.8	0	-37.91	-33.04	-	-	-7	-26.04	83	202	H
			5.925	-60.6	RMS	35.3	11.8	0.58	-37.86	-50.78	-27	-23.78	-	-	83	202	H
			5.924402	-59.2	RMS	35.3	11.8	0.58	-37.87	-49.39	-27	-22.39	-	-	83	202	H
EHT160 (484T / Index 65)	6025	6	5.925	-34.54	Pk	34.9	11.8	0	-36.2	-24.04	-	-	-7	-17.04	237	217	H
			5.924935	-34.8	Pk	34.9	11.8	0	-36.19	-24.29	-	-	-7	-17.29	237	217	H
			5.925	-52.21	RMS	34.9	11.8	0.31	-36.2	-41.4	-27	-14.4	-	-	237	217	H
			5.924802	-51.17	RMS	34.9	11.8	0.31	-36.18	-40.34	-27	-13.34	-	-	237	217	H
			5.925	-26.72	Pk	34.9	11.8	0	-36.2	-16.22	-	-	-7	-9.22	318	103	V
			5.924668	-24.12	Pk	34.9	11.8	0	-36.17	-13.59	-	-	-7	-6.59	318	103	V
			5.925	-42.15	RMS	34.9	11.8	0.31	-36.2	-31.34	-27	-4.34	-	-	318	103	V
			5.923601	-41.42	RMS	34.9	11.8	0.31	-36.14	-30.55	-27	-3.55	-	-	318	103	V
		5	5925	-49.47	Pk	34.9	11.8	0	-23.63	-26.4	-	-	-7	-19.4	138	260	H
			5924.935	-49.47	Pk	34.9	11.8	0	-23.63	-26.4	-	-	-7	-19.4	138	260	H
			5925	-68.85	RMS	34.9	11.8	0.31	-23.63	-45.47	-27	-18.47	-	-	138	260	H
			5924.202	-67.73	RMS	34.9	11.8	0.31	-23.64	-44.36	-27	-17.36	-	-	138	260	H
			5925	-50.28	Pk	34.9	11.8	0	-23.63	-27.21	-	-	-7	-20.21	60	107	V
			5924.935	-50.57	Pk	34.9	11.8	0	-23.63	-27.5	-	-	-7	-20.5	60	107	V
			5925	-70.48	RMS	34.9	11.8	0.31	-23.63	-47.1	-27	-20.1	-	-	60	107	V
			5924.868	-69.19	RMS	34.9	11.8	0.31	-23.63	-45.81	-27	-18.81	-	-	60	107	V

* - indicates frequency in CFR47 Pt 15 / IC RSS-Restricted Band
Pk - Peak detector
RMS - RMS detection

UL VERIFICATION SERVICES
47173 Benicia Street, Fremont, CA 94538; USA TEL:(510) 319-4000 FAX:(510) 661-0888
This report shall not be reproduced except in full, without the written approval of UL VERIFICATION SERVICES

UNII-5 (SISO)	Channel Frequency (MHz)	Ant. #	Frequency (GHz)	Meter Reading (dBm)	Det	AF (dB/m)	Conversion Factor (dB)	DCCF (dB)	Gain/Loss (dB)	Correct Reading EIRP (dBm)	Avg Limit (dBm)	Avg Margin (dB)	Pk Limit (dBm)	Pk Margin (dB)	Azimuth (Degs)	Height (cm)	Polarity
EHT20 (52T / Index 37)	5955	6	5.925	-47.83	Pk	34.9	11.8	0	-36.2	-37.33	-	-	-7	-30.33	239	111	H
			5.923801	-46.39	Pk	34.9	11.8	0	-36.12	-35.81	-	-	-7	-28.81	239	111	H
			5.925	-60.26	RMS	34.9	11.8	0.54	-36.2	-49.22	-27	-22.22	-	-	239	111	H
			5.879401	-60.35	RMS	34.8	11.8	0.54	-36.2	-49.41	-27	-22.41	-	-	239	111	H
			5.925	-38.19	Pk	34.9	11.8	0	-36.2	-27.69	-	-	-7	-20.69	123	109	V
			5.924602	-37.81	Pk	34.9	11.8	0	-36.16	-27.27	-	-	-7	-20.27	123	109	V
			5.925	-59.73	RMS	34.9	11.8	0.54	-36.2	-48.69	-27	-21.69	-	-	123	109	V
			5.924602	-57.13	RMS	34.9	11.8	0.54	-36.16	-46.05	-27	-19.05	-	-	123	109	V
		5	5.925	-44.52	Pk	35.5	11.8	0	-33.7	-30.92	-	-	-7	-23.92	32	245	H
			5.910668	-36.75	Pk	35.5	11.8	0	-33.77	-23.22	-	-	-7	-16.22	32	245	H
			5.925	-61.26	RMS	35.5	11.8	0.54	-33.7	-47.12	-27	-20.12	-	-	32	245	H
			5.911468	-50.73	RMS	35.5	11.8	0.54	-33.8	-36.69	-27	-9.69	-	-	32	245	H
			5.925	-49.85	Pk	35.5	11.8	0	-33.7	-36.25	-	-	-7	-29.25	83	178	V
			5.912135	-44.6	Pk	35.5	11.8	0	-33.8	-31.1	-	-	-7	-24.1	83	178	V
			5.925	-61.78	RMS	35.5	11.8	0.54	-33.7	-47.64	-27	-20.64	-	-	83	178	V
			5.904468	-58.2	RMS	35.5	11.8	0.54	-33.75	-44.11	-27	-17.11	-	-	83	178	V
EHT40 (242T / Index 61)	5965	6	5.925	-68.7	Pk	35.2	11.8	0	-15.5	-37.2	-	-	-7	-30.2	349	125	H
			5.924535	-65.86	Pk	35.2	11.8	0	-15.5	-34.36	-	-	-7	-27.36	349	125	H
			5.925	-78.69	RMS	35.2	11.8	0.39	-15.5	-46.8	-27	-19.8	-	-	349	125	H
			5.921268	-78.38	RMS	35.2	11.8	0.39	-15.6	-46.59	-27	-19.59	-	-	349	125	H
			5.925	-60.76	Pk	35.2	11.8	0	-15.5	-29.26	-	-	-7	-22.26	120	133	V
			5.924602	-57.68	Pk	35.2	11.8	0	-15.5	-26.18	-	-	-7	-19.18	120	133	V
			5.925	-75.31	RMS	35.2	11.8	0.39	-15.5	-43.42	-27	-16.42	-	-	120	133	V
			5.923801	-74.37	RMS	35.2	11.8	0.39	-15.5	-42.48	-27	-15.48	-	-	120	133	V
		5	5.925	-44.31	Pk	35.5	11.8	0	-33.7	-30.71	-	-	-7	-23.71	210	255	H
			5.913068	-40.76	Pk	35.5	11.8	0	-33.8	-27.26	-	-	-7	-20.26	210	255	H
			5.925	-57.64	RMS	35.5	11.8	0.39	-33.7	-43.65	-27	-16.65	-	-	210	255	H
			5.915335	-55.9	RMS	35.5	11.8	0.39	-33.67	-41.88	-27	-14.88	-	-	210	255	H
			5.925	-40.13	Pk	35.5	11.8	0	-33.7	-26.53	-	-	-7	-19.53	127	109	V
			5.918335	-39.57	Pk	35.5	11.8	0	-33.7	-25.97	-	-	-7	-18.97	127	109	V
			5.925	-53.5	RMS	35.5	11.8	0.39	-33.7	-39.51	-27	-12.51	-	-	127	109	V
			5.923268	-52.3	RMS	35.5	11.8	0.39	-33.63	-38.24	-27	-11.24	-	-	127	109	V
EHT80 (242T / Index 61)	5985	6	5.925	-67.8	Pk	35.2	11.8	0	-15.5	-36.3	-	-	-7	-29.3	354	396	H
			5.846401	-66.14	Pk	35	11.8	0	-15.6	-34.94	-	-	-7	-27.94	354	396	H
			5.857268	-78	RMS	35.1	11.8	0.65	-15.6	-46.05	-27	-19.05	-	-	354	396	H
			5.925	-79.51	RMS	35.2	11.8	0.65	-15.5	-47.36	-27	-20.36	-	-	354	396	H
			5.925	-56.78	Pk	35.2	11.8	0	-15.5	-25.28	-	-	-7	-18.28	123	120	V
			5.921668	-55.48	Pk	35.2	11.8	0	-15.5	-23.98	-	-	-7	-16.98	123	120	V
			5.925	-76.3	RMS	35.2	11.8	0.65	-15.5	-44.15	-27	-17.15	-	-	123	120	V
			5.923401	-74.41	RMS	35.2	11.8	0.65	-15.5	-42.26	-27	-15.26	-	-	123	120	V
		5	5.925	-44.53	Pk	35.3	11.8	0	-37.86	-35.29	-	-	-7	-28.29	83	282	H
			5.924202	-41.98	Pk	35.3	11.8	0	-37.88	-32.76	-	-	-7	-25.76	83	282	H
			5.925	-59.98	RMS	35.3	11.8	0.65	-37.86	-50.09	-27	-23.09	-	-	83	282	H
			5.923935	-58.91	RMS	35.3	11.8	0.65	-37.88	-49.04	-27	-22.04	-	-	83	282	H
			5.925	-43.32	Pk	35.3	11.8	0	-37.86	-34.08	-	-	-7	-27.08	69	354	V
			5.921935	-42.97	Pk	35.3	11.8	0	-37.91	-33.78	-	-	-7	-26.78	69	354	V
			5.925	-60.22	RMS	35.3	11.8	0.65	-37.86	-50.33	-27	-23.33	-	-	69	354	V
			5.921135	-58.78	RMS	35.3	11.8	0.65	-37.87	-48.9	-27	-21.9	-	-	69	354	V
EHT160 (242T / Index 61)	6025	6	5925	-25.86	Pk	35.4	11.8	0	-35.27	-13.93	-	-	-7	-6.93	191	124	V
			5924.935	-25.84	Pk	35.4	11.8	0	-35.27	-13.91	-	-	-7	-6.91	191	124	V
			5925	-45.65	RMS	35.4	11.8	0.69	-35.27	-33.03	-27	-6.03	-	-	191	124	V
			5924.135	-46.42	RMS	35.4	11.8	0.69	-35.29	-33.82	-27	-6.82	-	-	191	124	V
			5925	-31.77	Pk	35.4	11.8	0	-35.27	-19.84	-	-	-7	-12.84	116	367	H
			5924.802	-31.86	Pk	35.4	11.8	0	-35.27	-19.93	-	-	-7	-12.93	116	367	H
			5925	-52.41	RMS	35.4	11.8	0.69	-35.27	-39.79	-27	-12.79	-	-	116	367	H
			5923.935	-50.43	RMS	35.4	11.8	0.69	-35.29	-37.83	-27	-10.83	-	-	116	367	H
		5	5925	-33.76	Pk	35.4	11.8	0	-35.27	-21.83	-	-	-7	-14.83	291	122	H
			5924.668	-33.99	Pk	35.4	11.8	0	-35.28	-22.07	-	-	-7	-15.07	291	122	H
			5925	-54.86	RMS	35.4	11.8	0.69	-35.27	-42.24	-27	-15.24	-	-	291	122	H
			5923.935	-54.21	RMS	35.4	11.8	0.69	-35.29	-41.61	-27	-14.61	-	-	291	122	H
			5925	-37.04	Pk	35.4	11.8	0	-35.27	-25.11	-	-	-7	-18.11	301	279	V
			5924.402	-36.8	Pk	35.4	11.8	0	-35.28	-24.88	-	-	-7	-17.88	301	279	V
			5925	-58.86	RMS	35.4	11.8	0.69	-35.27	-46.24	-27	-19.24	-	-	301	279	V
			5923.868	-55.41	RMS	35.4	11.8	0.69	-35.29	-42.81	-27	-15.81	-	-	301	279	V

UL VERIFICATION SERVICES
47173 Benicia Street, Fremont, CA 94538; USA TEL:(510) 319-4000 FAX:(510) 661-0888

This report shall not be reproduced except in full, without the written approval of UL VERIFICATION SERVICES

1TX Antenna 6 MODE 484 -Tones, RU Index 65

BANDEDGE (LOW CHANNEL / 6025MHz)

HORIZONTAL RESULT

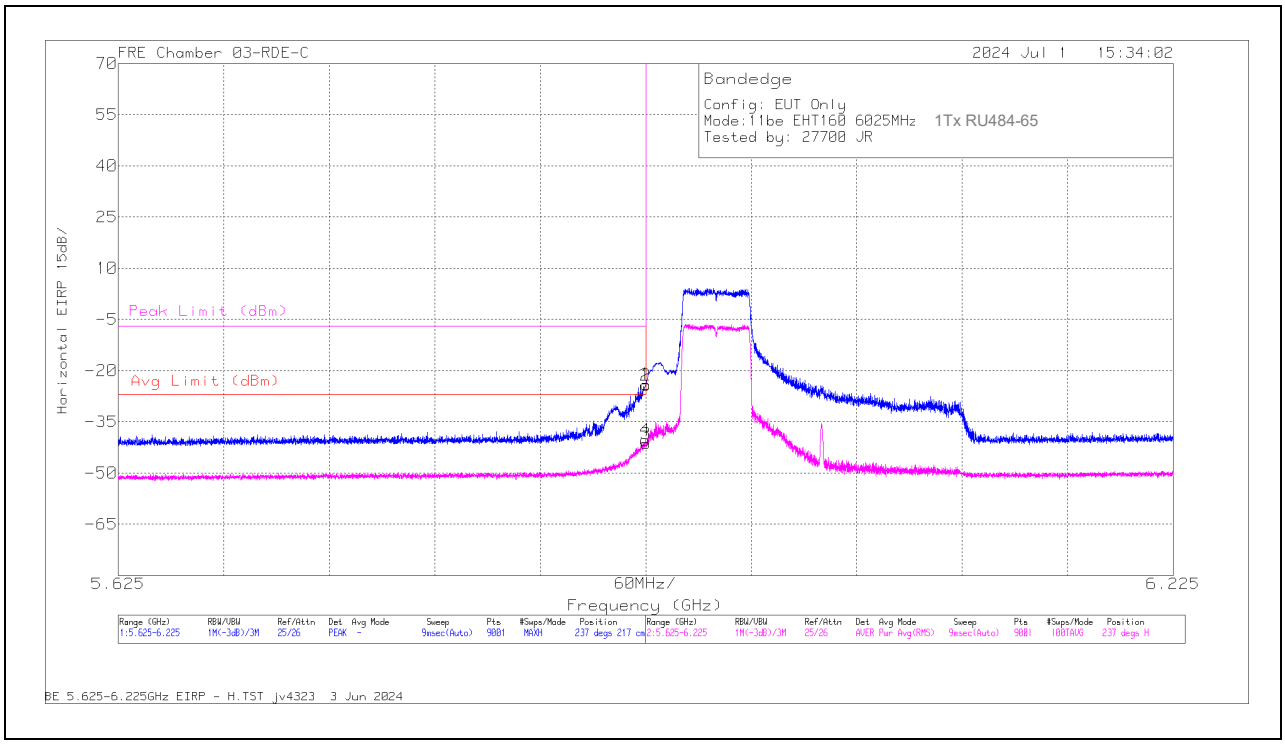

Marker	Frequency (GHz)	Meter Reading (dBm)	Det	223084 ACF (dB/m) 3m	Conversion Factor (dB)	DCCF (dB)	Gain/Loss (dB)	Corrected Reading EIRP (dBm)	Avg Limit (dBm)	RMS Margin (dB)	Peak Limit (dBm)	PK Margin (dB)	Azimuth (Degs)	Height (cm)	Polarity
1	5.925	-34.54	Pk	34.9	11.8	0	-36.2	-24.04	-	-	-7	-17.04	237	217	H
2	5.924935	-34.8	Pk	34.9	11.8	0	-36.19	-24.29	-	-	-7	-17.29	237	217	H
3	5.925	-52.21	RMS	34.9	11.8	.31	-36.2	-41.4	-27	-14.4	-	-	237	217	H
4	5.924802	-51.17	RMS	34.9	11.8	.31	-36.18	-40.34	-27	-13.34	-	-	237	217	H

Pk - Peak detector
RMS - RMS detection

UL VERIFICATION SERVICES
47173 Benicia Street, Fremont, CA 94538; USA TEL:(510) 319-4000 FAX:(510) 661-0888
This report shall not be reproduced except in full, without the written approval of UL VERIFICATION SERVICES

VERTICAL RESULT

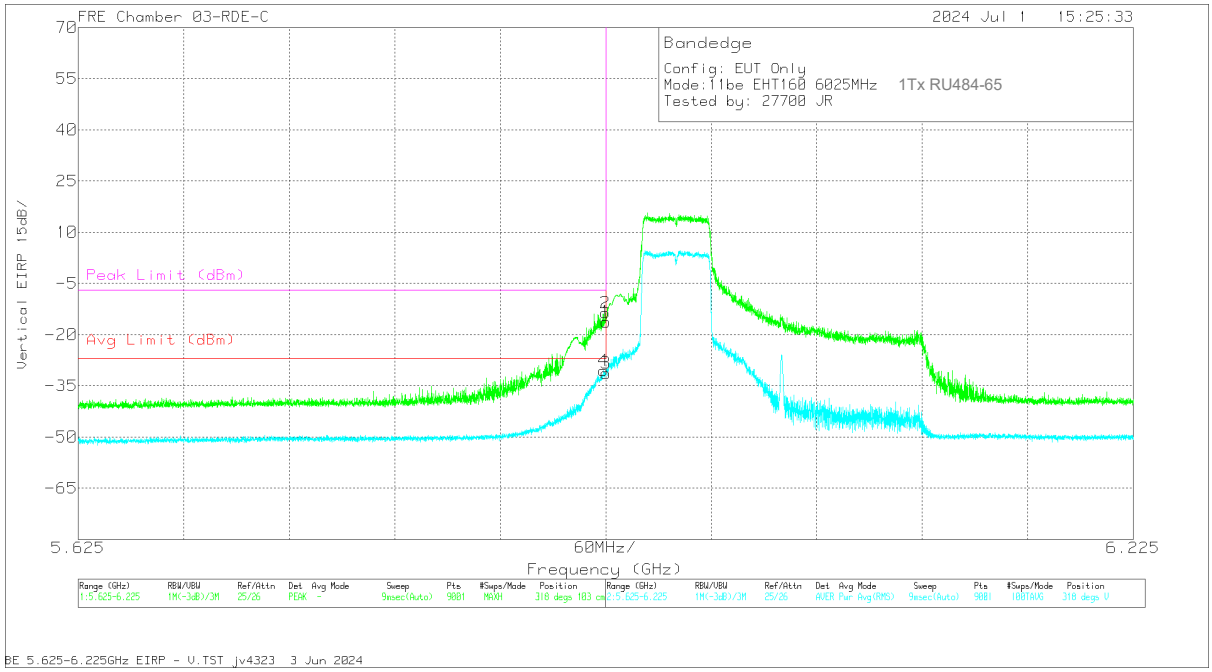

Trace Markers

Marker	Frequency (GHz)	Meter Reading (dBm)	Det	223084 ACF (dB/m) 3m	Conversion Factor (dB)	DCCF (dB)	Gain/Loss (dB)	Corrected Reading EIRP (dBm)	Avg Limit (dBm)	RMS Margin (dB)	Peak Limit (dBm)	PK Margin (dB)	Azimuth (Degs)	Height (cm)	Polarity
1	5.925	-26.72	Pk	34.9	11.8	0	-36.2	-16.22	-	-	-7	-9.22	318	103	V
2	5.924668	-24.12	Pk	34.9	11.8	0	-36.17	-13.59	-	-	-7	-6.59	318	103	V
3	5.925	-42.15	RMS	34.9	11.8	.31	-36.2	-31.34	-27	-4.34	-	-	318	103	V
4	5.923601	-41.42	RMS	34.9	11.8	.31	-36.14	-30.55	-27	-3.55	-	-	318	103	V

Pk - Peak detector
RMS - RMS detection

UL VERIFICATION SERVICES
47173 Benicia Street, Fremont, CA 94538; USA TEL:(510) 319-4000 FAX:(510) 661-0888
This report shall not be reproduced except in full, without the written approval of UL VERIFICATION SERVICES

1.1.3. 802.11be MIMO SU MODE IN UNII-5 BAND - BANDEDGE

UNII-5 (MIMO CDD)	Channel Frequency (MHz)	Ant. #	Frequency (GHz)	Meter Reading (dBm)	Det	AF (dB/m)	Conversion Factor (dB)	DCCF (dB)	Gain/Loss (dB)	Correct Reading EIRP (dBm)	Avg Limit (dBm)	Avg Margin (dB)	Pk Limit (dBm)	Pk Margin (dB)	Azimuth (Degs)	Height (cm)	Polarity
EHT20 (SU Mode)	5955	6 + 5	5.924935	-42.94	Pk	34.9	11.8	0	-36.19	-32.43	-	-	-7	-25.43	236	211	H
			5.924935	-58.45	RMS	34.9	11.8	0.5	-36.19	-47.44	-27	-20.44	-	-	236	211	H
			5.925	-42.91	Pk	34.9	11.8	0	-36.2	-32.41	-	-	-7	-25.41	236	211	H
			5.925	-59.14	RMS	34.9	11.8	0.5	-36.2	-48.14	-27	-21.14	-	-	236	211	H
			5.923535	-52.59	RMS	34.9	11.8	0.5	-36.15	-41.54	-27	-14.54	-	-	320	131	V
			5.924868	-35.38	Pk	34.9	11.8	0	-36.19	-24.87	-	-	-7	-17.87	320	131	V
			5.925	-36.46	Pk	34.9	11.8	0	-36.2	-25.96	-	-	-7	-18.96	320	131	V
			5.925	-52.75	RMS	34.9	11.8	0.5	-36.2	-41.75	-27	-14.75	-	-	320	131	V
EHT40 (SU Mode)	5965	6 + 5	5924.602	-63.28	RMS	34.9	11.8	0.94	-23.63	-39.27	-27	-12.27	-	-	311	134	H
			5924.802	-47.96	Pk	34.9	11.8	0	-23.63	-24.89	-	-	-7	-17.89	311	134	H
			5925	-47.96	Pk	34.9	11.8	0	-23.63	-24.89	-	-	-7	-17.89	311	134	H
			5925	-65.25	RMS	34.9	11.8	0.94	-23.63	-41.24	-27	-14.24	-	-	311	134	H
			5924.002	-36.47	Pk	34.9	11.8	0	-23.64	-13.41	-	-	-7	-6.41	32	107	V
			5924.802	-53.16	RMS	34.9	11.8	0.94	-23.63	-29.15	-27	-2.15	-	-	32	107	V
			5925	-37.83	Pk	34.9	11.8	0	-23.63	-14.76	-	-	-7	-7.76	32	107	V
			5925	-53.16	RMS	34.9	11.8	0.94	-23.63	-29.15	-27	-2.15	-	-	32	107	V
EHT80 (SU Mode)	5985	6 + 5	5925	-52.7	Pk	34.9	11.8	0	-23.63	-29.63	-	-	-7	-22.63	306	390	H
			5919.001	-48.17	Pk	34.9	11.8	0	-23.67	-25.14	-	-	-7	-18.14	306	390	H
			5925	-66.31	RMS	34.9	11.8	0.54	-23.63	-42.7	-27	-15.7	-	-	306	390	H
			5921.668	-64.17	RMS	34.9	11.8	0.54	-23.67	-40.6	-27	-13.6	-	-	306	390	H
			5925	-40.74	Pk	34.9	11.8	0	-23.63	-17.67	-	-	-7	-10.67	27	122	V
			5919.401	-37.7	Pk	34.9	11.8	0	-23.65	-14.65	-	-	-7	-7.65	27	122	V
			5925	-55.03	RMS	34.9	11.8	0.54	-23.63	-31.42	-27	-4.42	-	-	27	122	V
			5922.335	-53.16	RMS	34.9	11.8	0.54	-23.65	-29.57	-27	-2.57	-	-	27	122	V
EHT160 (SU Mode)	6025	6 + 5	5.921201	-49.41	RMS	34.9	11.8	0.64	-36.2	-38.27	-27	-11.27	-	-	65	261	H
			5.921868	-33.93	Pk	34.9	11.8	0	-36.2	-23.43	-	-	-7	-16.43	65	261	H
			5.925	-37.78	Pk	34.9	11.8	0	-36.2	-27.28	-	-	-7	-20.28	65	261	H
			5.925	-54.8	RMS	34.9	11.8	0.64	-36.2	-43.66	-27	-16.66	-	-	65	261	H
			5.917335	-28.16	Pk	34.9	11.8	0	-36.2	-17.66	-	-	-7	-10.66	331	106	V
			5.921935	-42.15	RMS	34.9	11.8	0.64	-36.2	-31.01	-27	-4.01	-	-	331	106	V
			5.925	-31.19	Pk	34.9	11.8	0	-36.2	-20.69	-	-	-7	-13.69	331	106	V
			5.925	-47.27	RMS	34.9	11.8	0.64	-36.2	-36.13	-27	-9.13	-	-	331	106	V

* - indicates frequency in CFR47 Pt 15 / IC RSS-Restricted Band
Pk - Peak detector
RMS - RMS detection

UL VERIFICATION SERVICES
47173 Benicia Street, Fremont, CA 94538; USA TEL:(510) 319-4000 FAX:(510) 661-0888
This report shall not be reproduced except in full, without the written approval of UL VERIFICATION SERVICES

2TX Antenna 6 + Antenna 5 CDD MODE: SU Mode

BANDEDGE (LOW CHANNEL / 6025MHz)

HORIZONTAL RESULT

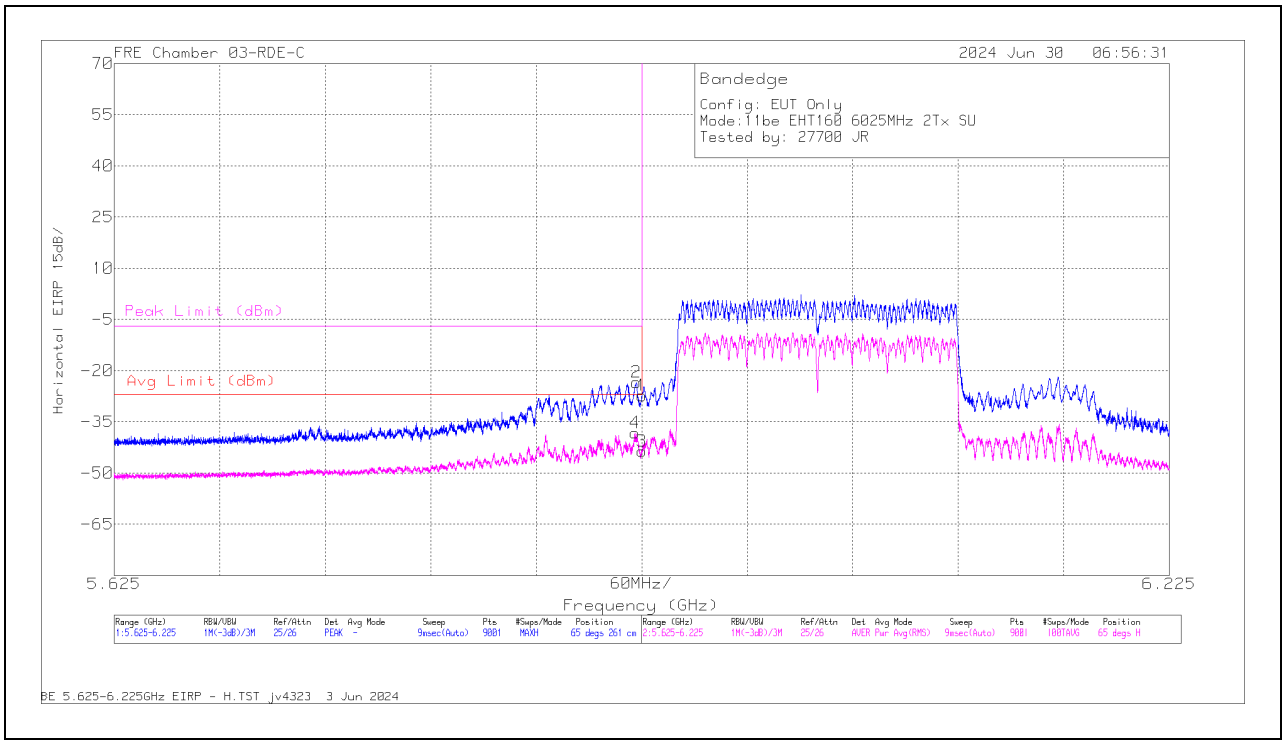

Trace Markers

Marker	Frequency (GHz)	Meter Reading (dBm)	Det	223084 ACF (dB/m) 3m	Conversion Factor (dB)	DCCF (dB)	Gain/Loss (dB)	Corrected Reading EIRP (dBm)	Avg Limit (dBm)	RMS Margin (dB)	Peak Limit (dBm)	PK Margin (dB)	Azimuth (Degs)	Height (cm)	Polarity
4	5.921201	-49.41	RMS	34.9	11.8	.64	-36.2	-38.27	-27	-11.27	-	-	65	261	H
2	5.921868	-33.93	Pk	34.9	11.8	0	-36.2	-23.43	-	-	-7	-16.43	65	261	H
1	5.925	-37.78	Pk	34.9	11.8	0	-36.2	-27.28	-	-	-7	-20.28	65	261	H
3	5.925	-54.8	RMS	34.9	11.8	.64	-36.2	-43.66	-27	-16.66	-	-	65	261	H

6
Pk - Peak detector
RMS - RMS detection

UL VERIFICATION SERVICES
47173 Benicia Street, Fremont, CA 94538; USA TEL:(510) 319-4000 FAX:(510) 661-0888
This report shall not be reproduced except in full, without the written approval of UL VERIFICATION SERVICES

VERTICAL RESULT

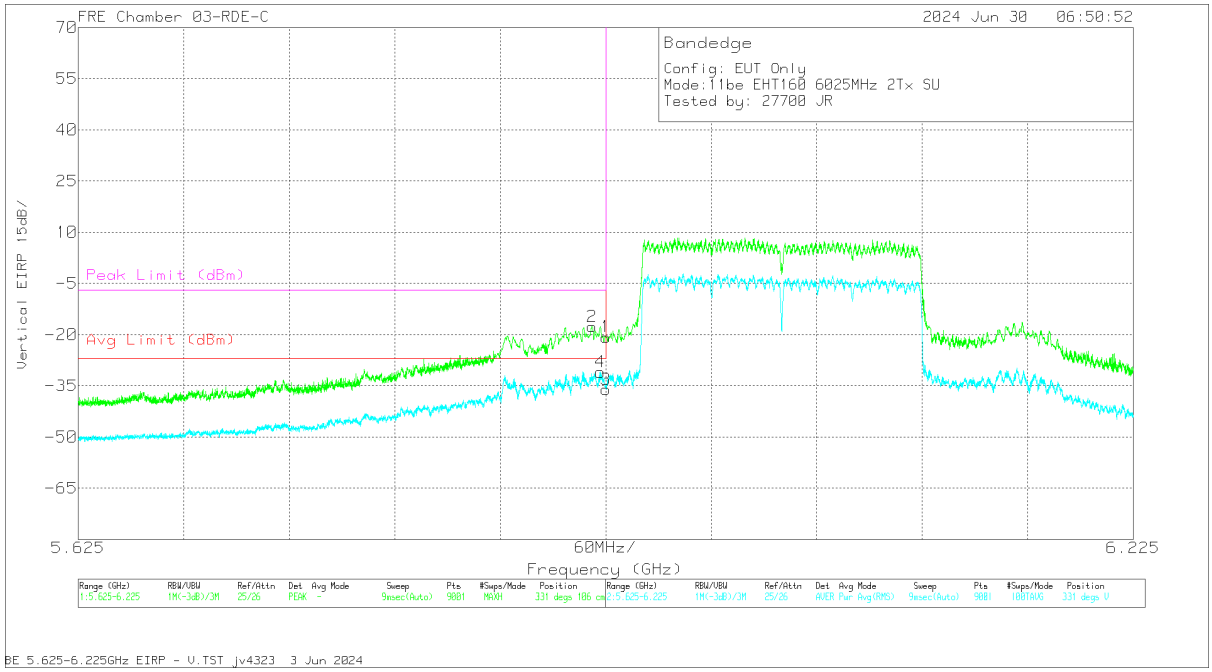

Trace Markers

Marker	Frequency (GHz)	Meter Reading (dBm)	Det	223084 ACF (dB/m) 3m	Conversion Factor (dB)	DCCF (dB)	Gain/Loss (dB)	Corrected Reading EIRP (dBm)	Avg Limit (dBm)	RMS Margin (dB)	Peak Limit (dBm)	PK Margin (dB)	Azimuth (Degs)	Height (cm)	Polarity
2	5.917335	-28.16	Pk	34.9	11.8	0	-36.2	-17.66	-	-	-7	-10.66	331	106	V
4	5.921935	-42.15	RMS	34.9	11.8	.64	-36.2	-31.01	-27	-4.01	-	-	331	106	V
1	5.925	-31.19	Pk	34.9	11.8	0	-36.2	-20.69	-	-	-7	-13.69	331	106	V
3	5.925	-47.27	RMS	34.9	11.8	.64	-36.2	-36.13	-27	-9.13	-	-	331	106	V

Pk - Peak detector
RMS - RMS detection

UL VERIFICATION SERVICES
47173 Benicia Street, Fremont, CA 94538; USA TEL:(510) 319-4000 FAX:(510) 661-0888
This report shall not be reproduced except in full, without the written approval of UL VERIFICATION SERVICES

1.1.4. 802.11be MIMO PARTIAL RU MODE IN UNII-5 BAND - BANDEDGE

UNII-5 (MIMO CDD)	Channel Frequency (MHz)	Ant. #	Frequency (GHz)	Meter Reading (dBm)	Det	AF (dB/m)	Conversion Factor (dB)	DCCF (dB)	Gain/Loss (dB)	Correct Reading EIRP (dBm)	Avg Limit (dBm)	Avg Margin (dB)	Pk Limit (dBm)	Pk Margin (dB)	Azimuth (Degs)	Height (cm)	Polarity
EHT20 (106+26T / Index 82)	5955	6 + 5	5925	-56.21	Pk	34.9	11.8	0	-23.63	-33.14	-	-	-7	-26.14	315	258	H
			5924.868	-55.97	Pk	34.9	11.8	0	-23.63	-32.9	-	-	-7	-25.9	315	258	H
			5925	-76.79	RMS	34.9	11.8	0.34	-23.63	-53.38	-27	-26.38	-	-	315	258	H
			5924.602	-75.36	RMS	34.9	11.8	0.34	-23.63	-51.95	-27	-24.95	-	-	315	258	H
			5925	-47.42	Pk	34.9	11.8	0	-23.63	-24.35	-	-	-7	-17.35	31	123	V
			5924.935	-47.36	Pk	34.9	11.8	0	-23.63	-24.29	-	-	-7	-17.29	31	123	V
			5925	-69.67	RMS	34.9	11.8	0.34	-23.63	-46.26	-27	-19.26	-	-	31	123	V
			5924.668	-67.84	RMS	34.9	11.8	0.34	-23.63	-44.43	-27	-17.43	-	-	31	123	V
EHT40 (106+26T / Index 82)	5965	6 + 5	5925	-59.49	Pk	34.9	11.8	0	-23.63	-36.42	-	-	-7	-29.42	311	134	H
			5924.202	-57.47	Pk	34.9	11.8	0	-23.64	-34.41	-	-	-7	-27.41	311	134	H
			5925	-76.65	RMS	34.9	11.8	0.57	-23.63	-53.01	-27	-26.01	-	-	311	134	H
			5924.202	-74.93	RMS	34.9	11.8	0.57	-23.64	-51.3	-27	-24.3	-	-	311	134	H
			5925	-48.25	Pk	34.9	11.8	0	-23.63	-25.18	-	-	-7	-18.18	32	107	V
			5915.068	-45.47	Pk	34.9	11.8	0	-23.64	-22.41	-	-	-7	-15.41	32	107	V
			5925	-69.17	RMS	34.9	11.8	0.57	-23.63	-45.53	-27	-18.53	-	-	32	107	V
			5922.601	-68.16	RMS	34.9	11.8	0.57	-23.65	-44.54	-27	-17.54	-	-	32	107	V
EHT80 (52T / Index 37)	5985	6 + 5	5.925	-37.72	Pk	34.9	11.8	0	-36.2	-27.22	-	-	-7	-20.22	65	239	H
			5.924802	-37.78	Pk	34.9	11.8	0	-36.18	-27.26	-	-	-7	-20.26	65	239	H
			5.925	-60.41	RMS	34.9	11.8	0.58	-36.2	-49.33	-27	-22.33	-	-	65	239	H
			5.924402	-57.93	RMS	34.9	11.8	0.58	-36.14	-46.79	-27	-19.79	-	-	65	239	H
			5.925	-31.53	Pk	34.9	11.8	0	-36.2	-21.03	-	-	-7	-14.03	337	107	V
			5.924468	-30.11	Pk	34.9	11.8	0	-36.15	-19.56	-	-	-7	-12.56	337	107	V
			5.925	-53.41	RMS	34.9	11.8	0.58	-36.2	-42.33	-27	-15.33	-	-	337	107	V
			5.923668	-52.42	RMS	34.9	11.8	0.58	-36.13	-41.27	-27	-14.27	-	-	337	107	V
EHT160 (484T / Index 65)	6025	6 + 5	5.925	-34.58	Pk	34.9	11.8	0	-36.2	-24.08	-	-	-7	-17.08	66	243	H
			5.923335	-32.91	Pk	34.9	11.8	0	-36.17	-22.38	-	-	-7	-15.38	66	243	H
			5.925	-49.47	RMS	34.9	11.8	0.31	-36.2	-38.66	-27	-11.66	-	-	66	243	H
			5.924802	-48.72	RMS	34.9	11.8	0.31	-36.18	-37.89	-27	-10.89	-	-	66	243	H
			5.925	-26.33	Pk	34.9	11.8	0	-36.2	-15.83	-	-	-7	-8.83	325	154	V
			5.919001	-24.65	Pk	34.9	11.8	0	-36.2	-14.15	-	-	-7	-7.15	325	154	V
			5.925	-42.64	RMS	34.9	11.8	0.31	-36.2	-31.83	-27	-4.83	-	-	325	154	V
			5.924002	-40.77	RMS	34.9	11.8	0.31	-36.1	-29.86	-27	-2.86	-	-	325	154	V

UNII-5 (MIMO CDD)	Channel Frequency (MHz)	Ant. #	Frequency (GHz)	Meter Reading (dBm)	Det	AF (dB/m)	Conversion Factor (dB)	DCCF (dB)	Gain/Loss (dB)	Correct Reading EIRP (dBm)	Avg Limit (dBm)	Avg Margin (dB)	Pk Limit (dBm)	Pk Margin (dB)	Azimuth (Degs)	Height (cm)	Polarity
EHT20 (52T / Index 37)	5955	6 + 5	5925	-58.46	Pk	34.9	11.8	0	-23.63	-35.39	-	-	-7	-28.39	306	119	H
			5924.335	-56.45	Pk	34.9	11.8	0	-23.64	-33.39	-	-	-7	-26.39	306	119	H
			5925	-76.95	RMS	34.9	11.8	0.54	-23.63	-53.34	-27	-26.34	-	-	306	119	H
			5923.935	-75.49	RMS	34.9	11.8	0.54	-23.64	-51.89	-27	-24.89	-	-	306	119	H
			5925	-46.69	Pk	34.9	11.8	0	-23.63	-23.62	-	-	-7	-16.62	36	114	V
			5924.935	-46.47	Pk	34.9	11.8	0	-23.63	-23.4	-	-	-7	-16.4	36	114	V
			5925	-69.94	RMS	34.9	11.8	0.54	-23.63	-46.33	-27	-19.33	-	-	36	114	V
			5924.802	-69.32	RMS	34.9	11.8	0.54	-23.63	-45.71	-27	-18.71	-	-	36	114	V
EHT40 (242T / Index 61)	5965	6 + 5	5.925	-68.27	Pk	35.2	11.8	0	-15.5	-36.77	-	-	-7	-29.77	234	265	H
			5.921535	-65.83	Pk	35.2	11.8	0	-15.5	-34.33	-	-	-7	-27.33	234	265	H
			5.925	-78.94	RMS	35.2	11.8	0.39	-15.5	-47.05	-27	-20.05	-	-	234	265	H
			5.923601	-78.53	RMS	35.2	11.8	0.39	-15.5	-46.64	-27	-19.64	-	-	234	265	H
			5.925	-61.55	Pk	35.2	11.8	0	-15.5	-30.05	-	-	-7	-23.05	136	113	V
			5.924402	-57.84	Pk	35.2	11.8	0	-15.5	-26.34	-	-	-7	-19.34	136	113	V
			5.925	-75.77	RMS	35.2	11.8	0.39	-15.5	-43.88	-27	-16.88	-	-	136	113	V
			5.924868	-74.72	RMS	35.2	11.8	0.39	-15.5	-42.83	-27	-15.83	-	-	136	113	V
EHT80 (242T / Index 61)	5985	6 + 5	5.925	-61.35	Pk	35.2	11.8	0	-15.5	-29.85	-	-	-7	-22.85	190	130	H
			5.924135	-59.38	Pk	35.2	11.8	0	-15.5	-27.88	-	-	-7	-20.88	190	130	H
			5.925	-78.25	RMS	35.2	11.8	0.65	-15.5	-46.1	-27	-19.1	-	-	190	130	H
			5.924535	-76.64	RMS	35.2	11.8	0.65	-15.5	-44.49	-27	-17.49	-	-	190	130	H
			5.925	-52.06	Pk	35.2	11.8	0	-15.5	-20.56	-	-	-7	-13.56	325	113	V
			5.921735	-50.62	Pk	35.2	11.8	0	-15.5	-19.12	-	-	-7	-12.12	325	113	V
			5.925	-72.66	RMS	35.2	11.8	0.65	-15.5	-40.51	-27	-13.51	-	-	325	113	V
			5.924468	-69.56	RMS	35.2	11.8	0.65	-15.5	-37.41	-27	-10.41	-	-	325	113	V
EHT160 (242T / Index 61)	6025	6 + 5	5925	-32.06	Pk	35.4	11.8	0	-35.27	-20.13	-	-	-7	-13.13	255	346	H
			5924.202	-31.81	Pk	35.4	11.8	0	-35.29	-19.9	-	-	-7	-12.9	255	346	H
			5925	-56.21	RMS	35.4	11.8	0.69	-35.27	-43.59	-27	-16.59	-	-	255	346	H
			5924.868	-52.2	RMS	35.4	11.8	0.69	-35.27	-39.58	-27	-12.58	-	-	255	346	H
			5925	-28.97	Pk	35.4	11.8	0	-35.27	-17.04	-	-	-7	-10.04	186	280	V
			5923.735	-29.05	Pk	35.4	11.8	0	-35.28	-17.13	-	-	-7	-10.13	186	280	V
			5925	-53.28	RMS	35.4	11.8	0.69	-35.27	-40.66	-27	-13.66	-	-	186	280	V
			5922.468	-50.17	RMS	35.4	11.8	0.69	-35.27	-37.55	-27	-10.55	-	-	186	280	V

* - indicates frequency in CFR47 Pt 15 / IC RSS-Restricted Band
Pk - Peak detector
RMS - RMS detection

UL VERIFICATION SERVICES
47173 Benicia Street, Fremont, CA 94538; USA TEL:(510) 319-4000 FAX:(510) 661-0888
This report shall not be reproduced except in full, without the written approval of UL VERIFICATION SERVICES

2TX Antenna 6 + Antenna 5 CDD MODE: 484-Tones, RU Index 65

BANDEDGE (LOW CHANNEL / 6025MHz)

HORIZONTAL RESULT

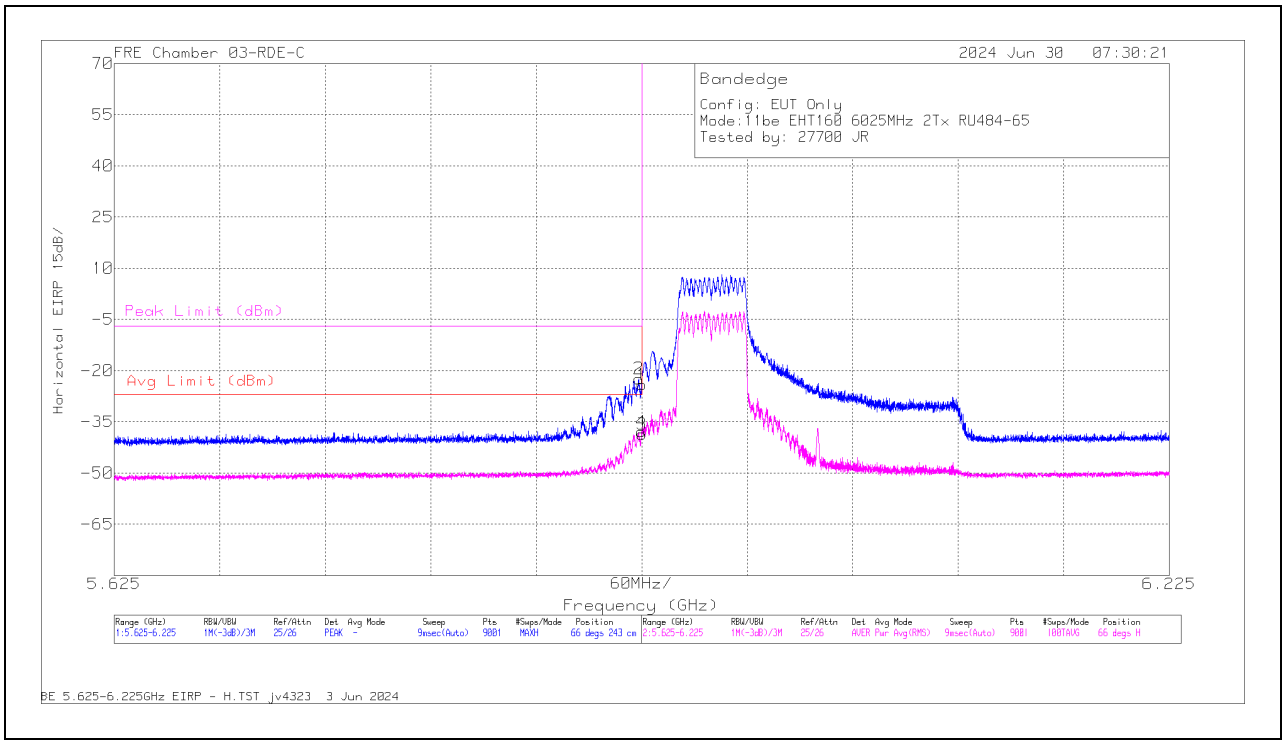

Trace Markers

Marker	Frequency (GHz)	Meter Reading (dBm)	Det	223084 ACF (dB/m) 3m	Conversion Factor (dB)	DCCF (dB)	Gain/Loss (dB)	Corrected Reading EIRP (dBm)	Avg Limit (dBm)	RMS Margin (dB)	Peak Limit (dBm)	PK Margin (dB)	Azimuth (Degs)	Height (cm)	Polarity
1	5.925	-34.58	Pk	34.9	11.8	0	-36.2	-24.08	-	-	-7	-17.08	66	243	H
2	5.923335	-32.91	Pk	34.9	11.8	0	-36.17	-22.38	-	-	-7	-15.38	66	243	H
3	5.925	-49.47	RMS	34.9	11.8	.31	-36.2	-38.66	-27	-11.66	-	-	66	243	H
4	5.924802	-48.72	RMS	34.9	11.8	.31	-36.18	-37.89	-27	-10.89	-	-	66	243	H

Pk - Peak detector
RMS - RMS detection

UL VERIFICATION SERVICES
47173 Benicia Street, Fremont, CA 94538; USA TEL:(510) 319-4000 FAX:(510) 661-0888
This report shall not be reproduced except in full, without the written approval of UL VERIFICATION SERVICES

VERTICAL RESULT

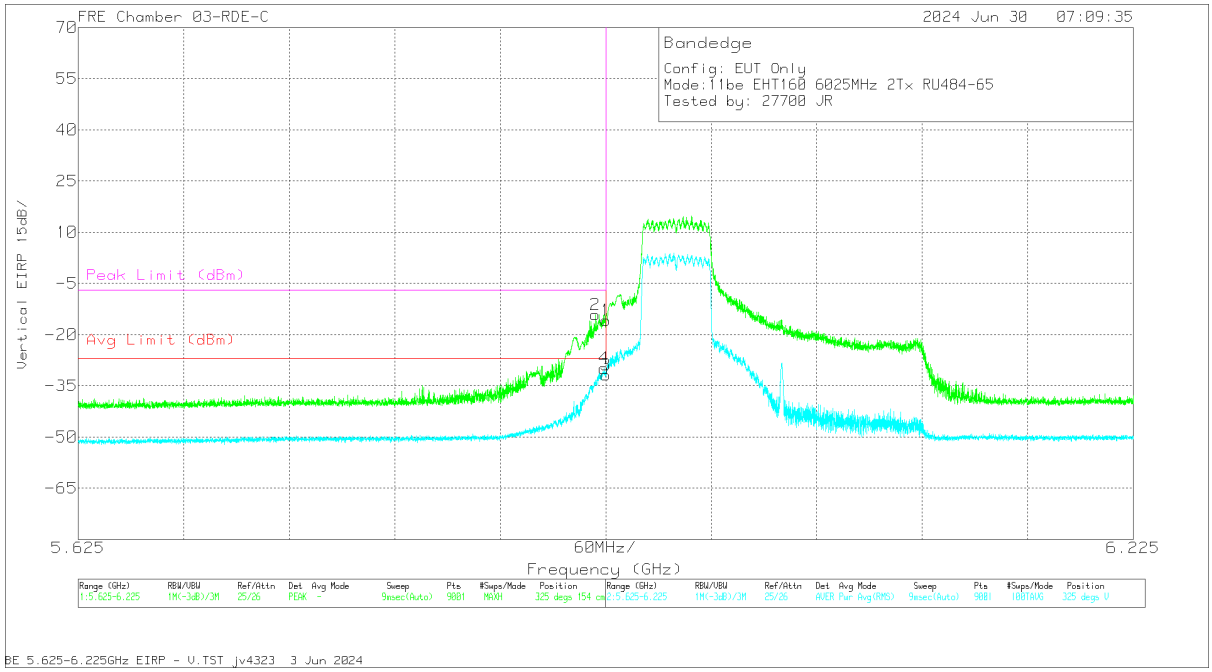

Trace Markers

Marker	Frequency (GHz)	Meter Reading (dBm)	Det	223084 ACF (dB/m) 3m	Conversion Factor (dB)	DCCF (dB)	Gain/Loss (dB)	Corrected Reading EIRP (dBm)	Avg Limit (dBm)	RMS Margin (dB)	Peak Limit (dBm)	PK Margin (dB)	Azimuth (Degs)	Height (cm)	Polarity
1	5.925	-26.33	Pk	34.9	11.8	0	-36.2	-15.83	-	-	-7	-8.83	325	154	V
2	5.919001	-24.65	Pk	34.9	11.8	0	-36.2	-14.15	-	-	-7	-7.15	325	154	V
3	5.925	-42.64	RMS	34.9	11.8	.31	-36.2	-31.83	-27	-4.83	-	-	325	154	V
4	5.924002	-40.77	RMS	34.9	11.8	.31	-36.1	-29.86	-27	-2.86	-	-	325	154	V

Pk - Peak detector
RMS - RMS detection

UL VERIFICATION SERVICES
47173 Benicia Street, Fremont, CA 94538; USA TEL:(510) 319-4000 FAX:(510) 661-0888
This report shall not be reproduced except in full, without the written approval of UL VERIFICATION SERVICES

1.1.5. 802.11be MIMO MODE IN UNII-5 BAND – SPURIOUS EMISSIONS

20MHz

UNII-5 (MIMO CDD)	Channel Frequency (MHz)	Ant. #	Frequency (GHz)	Meter Reading (dBuV)	Det	AF (dB/m)	Amp/Cbl/ Fltr/Pad (dB)	DCCF (dB)	Correct Reading (dBuV/m)	Avg Limit (dBuV/m)	Avg Margin (dB)	Pk Limit (dBuV/m)	Pk Margin (dB)	Azimuth (Degs)	Height (cm)	Polarity
11be (SU Mode / Highest Power)	5955	6 + 5	* 11890.336	53.66	PK-U	38.7	-39.8	0	52.56	-	-	74	-21.44	36	223	H
			* 11888.012	41.95	ADR	38.7	-39.89	0	40.76	54	-13.24	-	-	36	223	H
			* 17833.872	52.04	PK-U	41.9	-37.97	0	55.97	-	-	74	-18.03	77	101	H
			* 17834.126	40.66	ADR	41.9	-37.89	0	44.67	54	-9.33	-	-	77	101	H
			* 11889.232	52.71	PK-U	38.7	-39.85	0	51.56	-	-	74	-22.44	360	104	V
			* 11889.094	41.61	ADR	38.7	-39.86	0	40.45	54	-13.55	-	-	360	104	V
			* 17836.967	53.44	PK-U	42	-38.06	0	57.38	-	-	74	-16.62	299	170	V
			* 17834.418	41.62	ADR	41.9	-37.92	0	45.6	54	-8.4	-	-	299	170	V
			15004.046	54.42	PK-U	40.5	-39.12	0	55.8	-	-	88.2	-32.4	103	231	V
			15004.839	42.58	ADR	40.5	-39.1	0	43.98	68.2	-24.22	-	-	103	231	V
			15005.607	42.75	ADR	40.5	-39.13	0	44.12	68.2	-24.08	-	-	145	190	H
			15005.622	53.63	PK-U	40.5	-39.13	0	55	-	-	88.2	-33.2	145	190	H
	6175	6 + 5	* 12330.428	52.9	PK-U	38.6	-39.58	0	51.92	-	-	74	-22.08	248	103	H
			* 12329.433	41.22	ADR	38.6	-39.5	0	40.32	54	-13.68	-	-	248	103	H
			* 15849.604	53.19	PK-U	41.2	-37.47	0	56.92	-	-	74	-17.08	96	147	H
			* 15850.399	42.06	ADR	41.2	-37.54	0	45.72	54	-8.28	-	-	96	147	H
			* 12329.672	53.18	PK-U	38.6	-39.51	0	52.27	-	-	74	-21.73	263	102	V
			* 12331.733	41.23	ADR	38.6	-39.69	0	40.14	54	-13.86	-	-	263	102	V
			* 15851.981	53.04	PK-U	41.2	-37.61	0	56.63	-	-	74	-17.37	275	241	V
			* 15849.534	41.45	ADR	41.2	-37.47	0	45.18	54	-8.82	-	-	275	241	V
			14521.18	55.6	PK-U	39.5	-40.36	0	54.74	-	-	88.2	-33.46	321	249	H
			14521.219	43.54	ADR	39.5	-40.36	0	42.68	68.2	-25.52	-	-	182	126	V
			14521.398	43.82	ADR	39.5	-40.38	0	42.94	68.2	-25.26	-	-	321	249	H
			14523.924	55.19	PK-U	39.5	-40.55	0	54.14	-	-	88.2	-34.06	182	126	V
	6415	6 + 5	12810.565	53.15	PK-U	39	-39.28	0	52.87	-	-	88.2	-35.33	109	131	H
			12811.991	41.57	ADR	39	-39.41	0	41.16	68.2	-27.04	-	-	149	162	V
			12812.133	53.33	PK-U	39	-39.39	0	52.94	-	-	88.2	-35.26	149	162	V
			12812.346	41.51	ADR	39	-39.35	0	41.16	68.2	-27.04	-	-	109	131	H
			14748.497	55.05	PK-U	39.9	-39.69	0	55.26	-	-	88.2	-32.94	184	205	V
			14748.76	43.33	ADR	39.9	-39.66	0	43.57	68.2	-24.63	-	-	184	205	V
			14749.199	54.87	PK-U	39.9	-39.59	0	55.18	-	-	88.2	-33.02	348	138	H
			14749.697	43.15	ADR	39.9	-39.71	0	43.34	68.2	-24.86	-	-	348	138	H
			16774.4	53.35	PK-U	41.5	-39.22	0	55.63	-	-	88.2	-32.57	173	241	V
			16775.505	54.38	PK-U	41.5	-39.15	0	56.73	-	-	88.2	-31.47	297	243	H
			16776.81	42.04	ADR	41.5	-39.14	0	44.4	68.2	-23.8	-	-	297	243	H
			16776.976	42.01	ADR	41.5	-39.14	0	44.37	68.2	-23.83	-	-	173	241	V
11be (Partial RU Mode / Highest PSD)	5955 (106+26T-Index 82)	6 + 5	3141.923	44.53	ADR	32.7	-45.92	0	31.31	68.2	-36.89	-	-	233	198	H
			3143.331	56.37	PK-U	32.7	-45.87	0	43.2	-	-	88.2	-45	233	198	H
			3141.389	44.59	ADR	32.7	-45.89	0	31.4	68.2	-36.8	-	-	248	182	V
			3137.968	56.04	PK-U	32.7	-45.93	0	42.81	-	-	88.2	-45.39	248	182	V
			9651.982	55.18	PK-U	36.8	-41.43	0	50.55	-	-	88.2	-37.65	248	107	H
			9652.978	42.99	ADR	36.8	-41.41	0	38.38	68.2	-29.82	-	-	248	107	H
			9666.965	43.28	ADR	36.8	-41.55	0	38.53	68.2	-29.67	-	-	328	198	V
			9667.227	54.49	PK-U	36.8	-41.56	0	49.73	-	-	88.2	-38.47	328	198	V
			13547.665	54.2	PK-U	39.4	-38.91	0	54.69	-	-	88.2	-33.51	269	254	V
			13549.001	42.43	ADR	39.4	-38.83	0	43	68.2	-25.2	-	-	269	254	V
			13550.771	42.62	ADR	39.4	-38.94	0	43.08	68.2	-25.12	-	-	291	111	H
			13553.743	54.99	PK-U	39.4	-39.01	0	55.38	-	-	88.2	-32.82	291	111	H
	6175 (106+26T-Index 82)	6 + 5	9206.01	54.31	PK-U	36.1	-41.92	0	48.49	-	-	88.2	-39.71	233	201	H
			9207.457	42.82	ADR	36.1	-41.86	0	37.06	68.2	-31.14	-	-	233	201	H
			9213.918	54.64	PK-U	36.1	-41.66	0	49.08	-	-	88.2	-39.12	336	239	V
			9215.701	43	ADR	36.1	-41.66	0	37.44	68.2	-30.76	-	-	336	239	V
			12924.913	53.15	PK-U	39	-38.5	0	53.65	-	-	88.2	-34.55	260	170	V
			12925.547	41.44	ADR	39	-38.58	0	41.86	68.2	-26.34	-	-	260	170	V
			12933.459	41.74	ADR	39	-38.51	0	42.23	68.2	-25.97	-	-	212	215	H
			12934.485	53.69	PK-U	39	-38.55	0	54.14	-	-	88.2	-34.06	212	215	H
			16660.583	41.86	ADR	41.3	-39.53	0	43.63	68.2	-24.57	-	-	264	219	H
			16661.788	53.6	PK-U	41.3	-39.59	0	55.31	-	-	88.2	-32.89	264	219	H
			16670.973	40.93	ADR	41.3	-39.54	0	42.69	68.2	-25.51	-	-	80	112	V
			16672.161	52.33	PK-U	41.3	-39.58	0	54.05	-	-	88.2	-34.15	80	112	V
	6415 (106+26T-Index 83)	6 + 5	9525.426	54.37	PK-U	36.5	-41.78	0	49.09	-	-	88.2	-39.11	80	198	H
			9525.6	42.94	ADR	36.5	-41.77	0	37.67	68.2	-30.53	-	-	80	198	H
			9524.033	54.19	PK-U	36.5	-41.73	0	48.96	-	-	88.2	-39.24	71	110	V
			9526.95	42.79	ADR	36.5	-41.82	0	37.47	68.2	-30.73	-	-	71	110	V
			12808.596	52.65	PK-U	39	-39.34	0	52.31	-	-	88.2	-35.89	102	177	H
			12811.93	41.01	ADR	39	-39.4	0	40.61	68.2	-27.59	-	-	102	177	H
			12816.25	41.06	ADR	39	-39.36	0	40.7	68.2	-27.5	-	-	99	159	V
			12818.512	53.24	PK-U	39	-39.32	0	52.92	-	-	88.2	-35.28	99	159	V
			16236.936	52.8	PK-U	40.7	-38.74	0	54.76	-	-	88.2	-33.44	102	198	H
			16238.861	41.22	ADR	40.7	-38.9	0	43.02	68.2	-25.18	-	-	102	198	H
			16244.327	52.79	PK-U	40.7	-38.63	0	54.86	-	-	88.2	-33.34	20	208	V
			16245.805	41.2	ADR	40.7	-38.57	0	43.33	68.2	-24.87	-	-	20	208	V

* - indicates frequency in CFR47 Pt 15 / IC RSS-Restricted Band
Pk - Peak detector
RMS - RMS detection

UL VERIFICATION SERVICES
47173 Benicia Street, Fremont, CA 94538; USA TEL:(510) 319-4000 FAX:(510) 661-0888
This report shall not be reproduced except in full, without the written approval of UL VERIFICATION SERVICES

HARMONICS AND SPURIOUS EMISSIONS (LOW CHANNEL / 5955MHz)

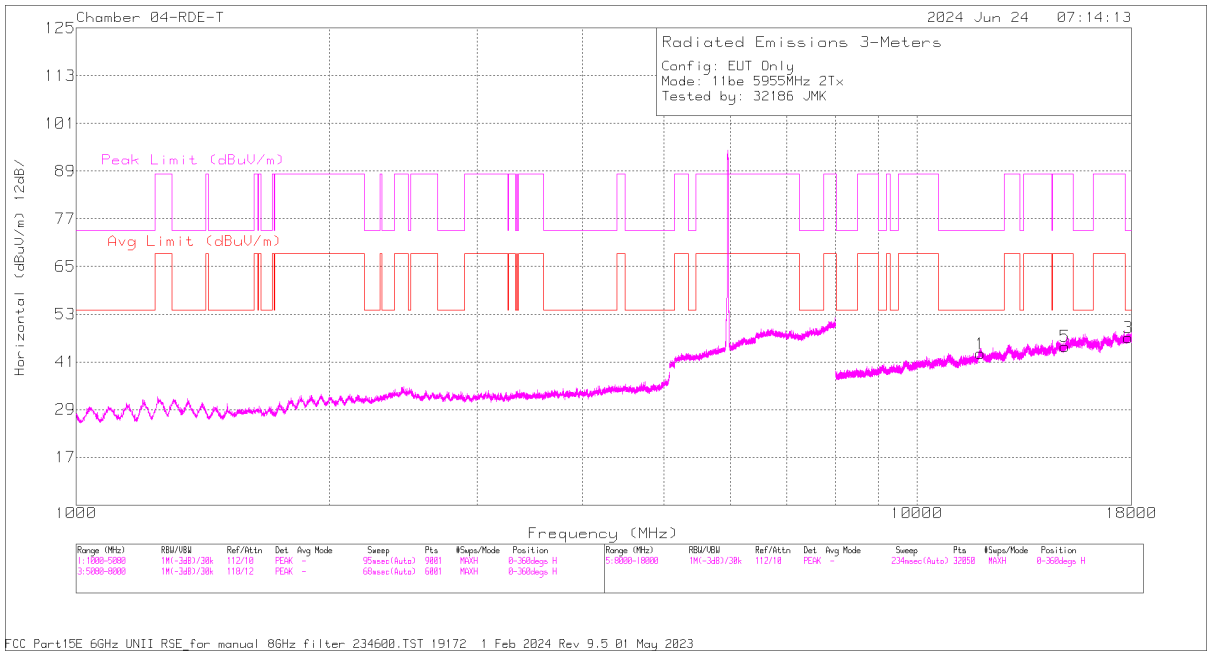

HORIZONTAL

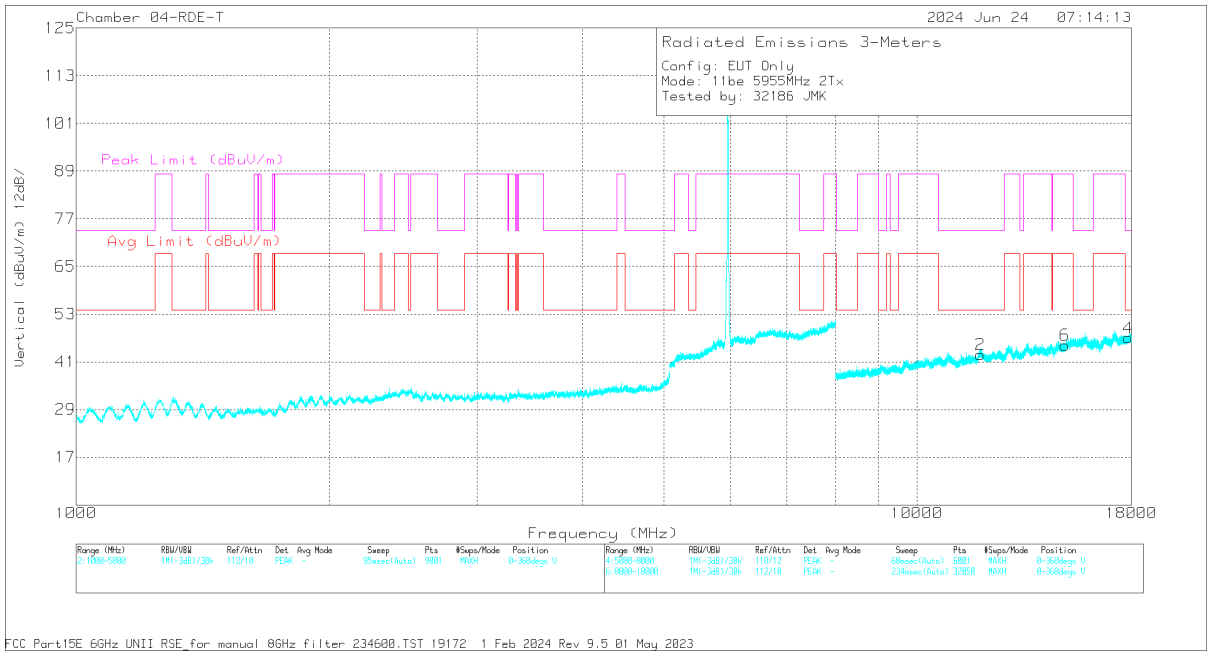

VERTICAL

UL VERIFICATION SERVICES
47173 Benicia Street, Fremont, CA 94538; USA TEL:(510) 319-4000 FAX:(510) 661-0888

This report shall not be reproduced except in full, without the written approval of UL VERIFICATION SERVICES

RADIATED EMISSIONS

Marker	Frequency (MHz)	Meter Reading (dBuV)	Det	80430 3m ACF (dB/m)	8 GHz HPF (dB)	DCCF (dB)	Gain/Loss (dB)	Corrected Reading (dBuV/m)	Avg Limit (dBuV/m)	Margin (dB)	Peak Limit (dBuV/m)	PK Margin (dB)	Azimuth (Degs)	Height (cm)	Polarity
1	* 11890.336	53.66	PK-U	38.7	.8	0	-40.6	52.56	-	-	74	-21.44	36	223	H
	* 11888.012	41.95	ADR	38.7	.8	0	-40.69	40.76	54	-13.24	-	-	36	223	H
3	* 17833.872	52.04	PK-U	41.9	.4	0	-38.37	55.97	-	-	74	-18.03	77	101	H
	* 17834.126	40.66	ADR	41.9	.5	0	-38.39	44.67	54	-9.33	-	-	77	101	H
5	15005.607	42.75	ADR	40.5	.5	0	-39.63	44.12	68.2	-24.08	-	-	145	190	H
	15005.622	53.63	PK-U	40.5	.5	0	-39.63	55	-	-	88.2	-33.2	145	190	H
2	* 11889.232	52.71	PK-U	38.7	.8	0	-40.65	51.56	-	-	74	-22.44	360	104	V
	* 11889.094	41.61	ADR	38.7	.8	0	-40.66	40.45	54	-13.55	-	-	360	104	V
4	* 17836.967	53.44	PK-U	42	.5	0	-38.56	57.38	-	-	74	-16.62	299	170	V
	* 17834.418	41.62	ADR	41.9	.5	0	-38.42	45.6	54	-8.4	-	-	299	170	V
6	15004.046	54.42	PK-U	40.5	.5	0	-39.62	55.8	-	-	88.2	-32.4	103	231	V
	15004.839	42.58	ADR	40.5	.5	0	-39.6	43.98	68.2	-24.22	-	-	103	231	V

* - indicates frequency in CFR47 Pt 15 / IC RSS-Restricted Band
PK-U - U-NII: Maximum Peak
ADR - U-NII AD primary method, RMS average

UL VERIFICATION SERVICES
47173 Benicia Street, Fremont, CA 94538; USA TEL:(510) 319-4000 FAX:(510) 661-0888
This report shall not be reproduced except in full, without the written approval of UL VERIFICATION SERVICES

40MHz

UNII-5 (MIMO CDD)	Channel Frequency (MHz)	Ant. #	Frequency (GHz)	Meter Reading (dBuV)	Det	AF (dB/m)	Amp/Cbl/ Fltr/Pad (dB)	DCCF (dB)	Correct Reading (dBuV/m)	Avg Limit (dBuV/m)	Avg Margin (dB)	Pk Limit (dBuV/m)	Pk Margin (dB)	Azimuth (Degs)	Height (cm)	Polarity
11be (SU Mode / Highest Power)	5965	6 + 5	10276.73	54.78	PK-U	37.8	-41.41	0	51.17	-	-	88.2	-37.03	356	132	H
			10277.533	43.49	ADR	37.8	-41.39	0	39.9	68.2	-28.3	-	-	183	111	V
			10278.444	54.5	PK-U	37.8	-41.38	0	50.92	-	-	88.2	-37.28	183	111	V
			10278.609	43.67	ADR	37.8	-41.39	0	40.08	68.2	-28.12	-	-	356	132	H
			13546.74	42.34	ADR	39.4	-38.88	0	42.86	68.2	-25.34	-	-	69	128	V
			13546.884	54.39	PK-U	39.4	-38.87	0	54.92	-	-	88.2	-33.28	69	128	V
			13548.857	54.53	PK-U	39.4	-38.84	0	55.09	-	-	88.2	-33.11	311	222	H
			13550.757	42.8	ADR	39.4	-38.94	0	43.26	68.2	-24.94	-	-	311	222	H
			17144.836	52.41	PK-U	41.8	-38.18	0	56.03	-	-	88.2	-32.17	40	290	V
			17145.586	40.98	ADR	41.8	-38.16	0	44.62	68.2	-23.58	-	-	40	290	V
			17146.953	52.36	PK-U	41.8	-38.17	0	55.99	-	-	88.2	-32.21	241	166	H
			17149.767	40.68	ADR	41.8	-38.1	0	44.38	68.2	-23.82	-	-	241	166	H
	6165	6 + 5	9684.382	54.82	PK-U	36.8	-41.58	0	50.04	-	-	88.2	-38.16	40	199	H
			9686.849	43.28	ADR	36.9	-41.49	0	38.69	68.2	-29.51	-	-	40	199	H
			9687.219	43.05	ADR	36.9	-41.47	0	38.48	68.2	-29.72	-	-	5	109	V
			9687.41	55.1	PK-U	36.9	-41.45	0	50.55	-	-	88.2	-37.65	5	109	V
			12861.817	52.32	PK-U	39	-38.54	0	52.78	-	-	88.2	-35.42	123	184	V
			12863.176	41	ADR	39	-38.47	0	41.53	68.2	-26.67	-	-	123	184	V
			12866.424	52.31	PK-U	39	-38.37	0	52.94	-	-	88.2	-35.26	21	212	H
			12866.93	41.01	ADR	39	-38.37	0	41.64	68.2	-26.56	-	-	21	212	H
			17153.445	40.65	ADR	41.8	-37.99	0	44.46	68.2	-23.74	-	-	250	288	V
			17154.057	52.11	PK-U	41.8	-37.97	0	55.94	-	-	88.2	-32.26	250	288	V
			17155.255	40.44	ADR	41.8	-37.95	0	44.29	68.2	-23.91	-	-	5	275	H
			17156.056	51.47	PK-U	41.8	-37.73	0	55.54	-	-	88.2	-32.66	5	275	H
	6405	6 + 5	9650.33	43.05	ADR	36.8	-41.42	0	38.43	68.2	-29.77	-	-	193	255	V
			9650.962	55.3	PK-U	36.8	-41.43	0	50.67	-	-	88.2	-37.53	193	255	V
			9669.71	55.04	PK-U	36.8	-41.69	0	50.15	-	-	88.2	-38.05	126	108	H
			9670.626	43.37	ADR	36.8	-41.77	0	38.4	68.2	-29.8	-	-	126	108	H
			12874.177	52.85	PK-U	39.1	-38.35	0	53.6	-	-	88.2	-34.6	255	261	V
			12875.472	41.12	ADR	39.1	-38.28	0	41.94	68.2	-26.26	-	-	255	261	V
			12882.586	52.46	PK-U	39	-38.6	0	52.86	-	-	88.2	-35.34	149	177	H
			12882.635	40.89	ADR	39	-38.6	0	41.29	68.2	-26.91	-	-	149	177	H
			17097.078	52.64	PK-U	41.8	-38.17	0	56.27	-	-	88.2	-31.93	193	157	H
			17097.135	40.97	ADR	41.8	-38.17	0	44.6	68.2	-23.6	-	-	193	157	H
			17108.531	40.79	ADR	41.8	-38.35	0	44.24	68.2	-23.96	-	-	351	321	V
			17109.923	52.46	PK-U	41.8	-38.39	0	55.87	-	-	88.2	-32.33	351	321	V
11be (Partial RU Mode / Highest PSD)	5965 (106+26T-Index 82)	6 + 5	9663.805	54.33	PK-U	36.8	-41.41	0	49.72	-	-	88.2	-38.48	68	115	V
			9664.251	42.94	ADR	36.8	-41.43	0	38.31	68.2	-29.89	-	-	68	115	V
			9667.684	43.2	ADR	36.8	-41.57	0	38.43	68.2	-29.77	-	-	316	191	H
			9668.496	54.69	PK-U	36.8	-41.6	0	49.89	-	-	88.2	-38.31	316	191	H
			12856.18	52.14	PK-U	39	-38.63	0	52.51	-	-	88.2	-35.69	119	119	V
			12857.08	40.66	ADR	39	-38.65	0	41.01	68.2	-27.19	-	-	119	119	V
			12867.024	40.67	ADR	39	-38.37	0	41.3	68.2	-26.9	-	-	258	125	H
			12869.166	52.04	PK-U	39	-38.31	0	52.73	-	-	88.2	-35.47	258	125	H
			17195.958	40.31	ADR	41.8	-37.77	0	44.34	68.2	-23.86	-	-	143	155	V
			17196.653	51.87	PK-U	41.8	-37.76	0	55.91	-	-	88.2	-32.29	143	155	V
			17204.077	40.05	ADR	41.8	-38.19	0	43.66	68.2	-24.54	-	-	198	228	H
			17205.086	51.82	PK-U	41.8	-38.08	0	55.54	-	-	88.2	-32.66	198	228	H
	6165 (106+26T-Index 82)	6 + 5	9727.779	54.76	PK-U	37	-41.35	0	50.41	-	-	88.2	-37.79	106	194	V
			9728.273	43.29	ADR	37	-41.31	0	38.98	68.2	-29.22	-	-	106	193	V
			9729.2	43.19	ADR	37	-41.27	0	38.92	68.2	-29.28	-	-	139	225	H
			9729.292	55.32	PK-U	37	-41.28	0	51.04	-	-	88.2	-37.16	139	226	H
			12932.963	53.47	PK-U	39	-38.52	0	53.95	-	-	88.2	-34.25	360	126	H
			12933.662	41.66	ADR	39	-38.51	0	42.15	68.2	-26.05	-	-	360	126	H
			12940.887	41.48	ADR	39	-38.62	0	41.86	68.2	-26.34	-	-	45	156	V
			12942.254	53.82	PK-U	39	-38.54	0	54.28	-	-	88.2	-33.92	45	156	V
			17139.377	41.16	ADR	41.8	-38.22	0	44.74	68.2	-23.46	-	-	109	218	H
			17140.76	52.82	PK-U	41.8	-38.19	0	56.43	-	-	88.2	-31.77	109	219	H
			17155.987	52.71	PK-U	41.8	-37.83	0	56.68	-	-	88.2	-31.52	115	309	V
			17156.626	40.92	ADR	41.8	-37.77	0	44.95	68.2	-23.25	-	-	115	308	V
	6405 (106+26T-Index 85)	6 + 5	* 9087.221	55.14	PK-U	36	-41.49	0	49.65	-	-	74	-24.35	285	224	H
			* 9087.27	43.97	ADR	36	-41.49	0	38.48	54	-15.52	-	-	285	224	H
			* 10903.429	54.23	PK-U	37.9	-40	0	52.13	-	-	74	-21.87	12	169	H
			* 10903.434	42.72	ADR	37.9	-40	0	40.62	54	-13.38	-	-	12	169	H
			* 15841.143	53.4	PK-U	41.2	-37.68	0	56.92	-	-	74	-17.08	165	205	H
			* 15841.531	41.89	ADR	41.2	-37.65	0	45.44	54	-8.56	-	-	165	205	H
			* 9089.524	55.25	PK-U	36	-41.49	0	49.76	-	-	74	-24.24	204	254	V
			* 9086.767	43.84	ADR	36	-41.53	0	38.31	54	-15.69	-	-	204	254	V
			* 10895.8	54.42	PK-U	37.9	-39.89	0	52.43	-	-	74	-21.57	234	183	V
			* 10898.403	42.56	ADR	37.9	-39.87	0	40.59	54	-13.41	-	-	234	183	V
			* 15849.71	53.7	PK-U	41.2	-37.47	0	57.43	-	-	74	-16.57	60	155	V
			* 15847.357	41.91	ADR	41.2	-37.51	0	45.6	54	-8.4	-	-	60	155	V

* - indicates frequency in CFR47 Pt 15 / IC RSS-Restricted Band
Pk - Peak detector
RMS - RMS detection

UL VERIFICATION SERVICES
47173 Benicia Street, Fremont, CA 94538; USA TEL:(510) 319-4000 FAX:(510) 661-0888
This report shall not be reproduced except in full, without the written approval of UL VERIFICATION SERVICES

HARMONICS AND SPURIOUS EMISSIONS (LOW CHANNEL / 5965MHz)

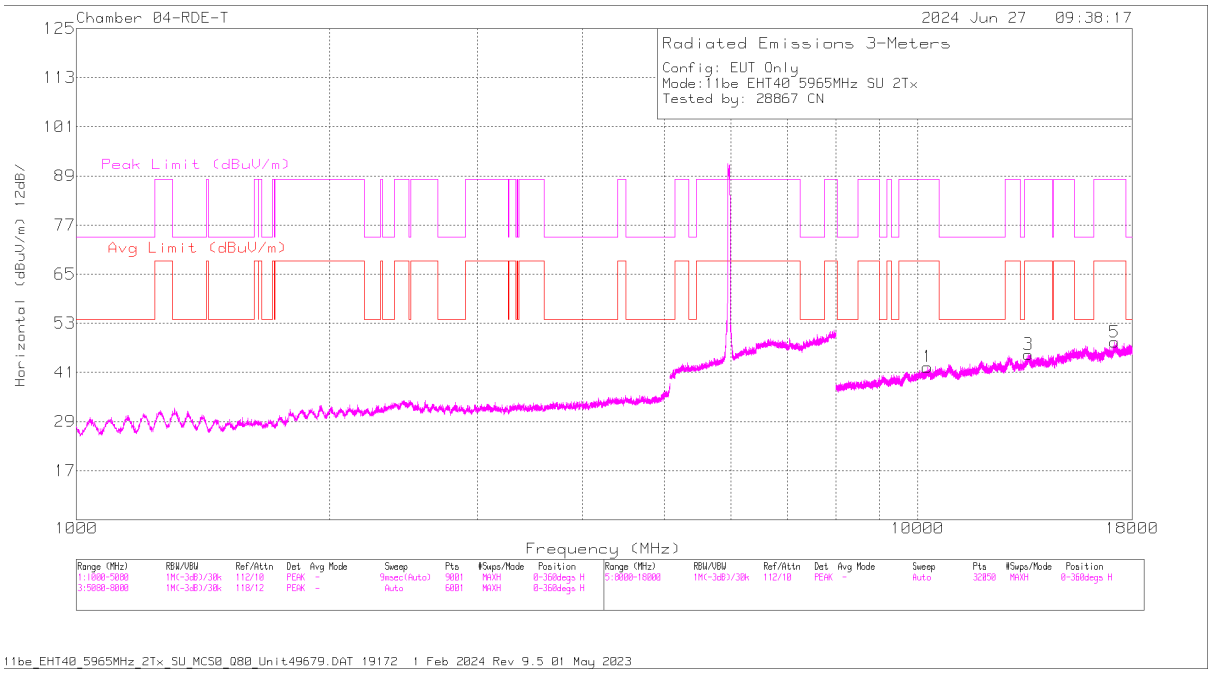

HORIZONTAL

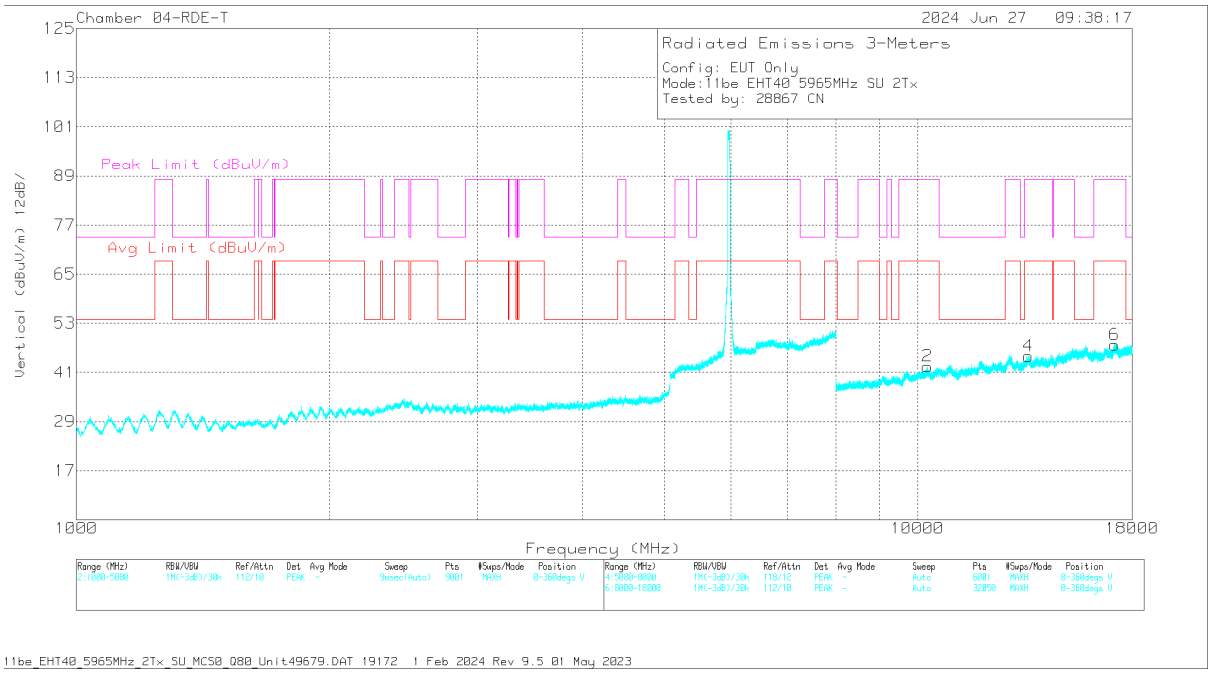

VERTICAL

UL VERIFICATION SERVICES
47173 Benicia Street, Fremont, CA 94538; USA TEL:(510) 319-4000 FAX:(510) 661-0888
This report shall not be reproduced except in full, without the written approval of UL VERIFICATION SERVICES

RADIATED EMISSIONS

Marker	Frequency (MHz)	Meter Reading (dBuV)	Det	80430 3m ACF (dB/m)	8 GHz HPF (dB)	Gain/Loss (dB)	DCCF	Corrected Reading (dBuV/m)	Avg Limit (dBuV/m)	Margin (dB)	Peak Limit (dBuV/m)	PK Margin (dB)	Azimuth (Degs)	Height (cm)	Polarity
1	10276.73	54.78	PK-U	37.8	.7	-42.11	0	51.17	-	-	88.2	-37.03	356	132	H
2	10277.533	43.49	ADR	37.8	.7	-42.09	0	39.9	68.2	-28.3	-	-	183	111	V
2	10278.444	54.5	PK-U	37.8	.7	-42.08	0	50.92	-	-	88.2	-37.28	183	111	V
1	10278.609	43.67	ADR	37.8	.7	-42.09	0	40.08	68.2	-28.12	-	-	356	132	H
4	13546.74	42.34	ADR	39.4	.9	-39.78	0	42.86	68.2	-25.34	-	-	69	128	V
4	13546.884	54.39	PK-U	39.4	.9	-39.77	0	54.92	-	-	88.2	-33.28	69	128	V
3	13548.857	54.53	PK-U	39.4	.9	-39.74	0	55.09	-	-	88.2	-33.11	311	222	H
3	13550.757	42.8	ADR	39.4	.9	-39.84	0	43.26	68.2	-24.94	-	-	311	222	H
6	17144.836	52.41	PK-U	41.8	.5	-38.68	0	56.03	-	-	88.2	-32.17	40	290	V
6	17145.586	40.98	ADR	41.8	.5	-38.66	0	44.62	68.2	-23.58	-	-	40	290	V
5	17146.953	52.36	PK-U	41.8	.5	-38.67	0	55.99	-	-	88.2	-32.21	241	166	H
5	17149.767	40.68	ADR	41.8	.5	-38.6	0	44.38	68.2	-23.82	-	-	241	166	H

PK-U - U-NII: Maximum Peak
ADR - U-NII AD primary method, RMS average

UL VERIFICATION SERVICES
47173 Benicia Street, Fremont, CA 94538; USA TEL:(510) 319-4000 FAX:(510) 661-0888
This report shall not be reproduced except in full, without the written approval of UL VERIFICATION SERVICES

80MHz

UNII-5 (MIMO CDD)	Channel Frequency (MHz)	Ant. #	Frequency (GHz)	Meter Reading (dBuV)	Det	AF (dB/m)	Amp/Cbl/ Fltr/Pad (dB)	DCCF (dB)	Correct Reading (dBuV/m)	Avg Limit (dBuV/m)	Avg Margin (dB)	Pk Limit (dBuV/m)	Pk Margin (dB)	Azimuth (Degs)	Height (cm)	Polarity
11be (SU Mode / Highest Power)	5985	6 + 5	9683.169	54.86	PK-U	36.8	-41.48	0	50.18	-	-	88.2	-38.02	222	198	V
			9684.854	43.32	ADR	36.8	-41.57	0	38.55	68.2	-29.65	-	-	27	160	H
			9684.985	43.54	ADR	36.8	-41.56	0	38.78	68.2	-29.42	-	-	223	198	V
			9685.785	54.99	PK-U	36.9	-41.49	0	50.4	-	-	88.2	-37.8	27	161	H
			12826.179	41.23	ADR	39.1	-39.48	0	40.85	68.2	-27.35	-	-	355	260	V
			12826.446	53.07	PK-U	39.1	-39.47	0	52.7	-	-	88.2	-35.5	355	261	V
			12833.368	53.18	PK-U	39	-39.39	0	52.79	-	-	88.2	-35.41	186	244	H
			12836.067	41.23	ADR	39	-39.3	0	40.93	68.2	-27.27	-	-	187	243	H
			17146.678	40.9	ADR	41.8	-38.16	0	44.54	68.2	-23.66	-	-	223	165	H
			17148.38	52.11	PK-U	41.8	-38.13	0	55.78	-	-	88.2	-32.42	222	165	H
			17149.046	40.52	ADR	41.8	-38.08	0	44.24	68.2	-23.96	-	-	325	132	V
			17151.032	51.8	PK-U	41.8	-37.99	0	55.61	-	-	88.2	-32.59	325	132	V
	6145	6 + 5	10224.906	54.94	PK-U	37.7	-42.13	0	50.51	-	-	88.2	-37.69	282	172	V
			10225.429	43.64	ADR	37.7	-42.12	0	39.22	68.2	-28.98	-	-	282	172	V
			10229.408	55.24	PK-U	37.8	-42.04	0	51	-	-	88.2	-37.2	336	209	H
			10229.755	43.65	ADR	37.8	-42.07	0	39.38	68.2	-28.82	-	-	337	208	H
			12859.028	41.08	ADR	39	-38.55	0	41.53	68.2	-26.67	-	-	324	168	H
			12861.779	53.31	PK-U	39	-38.54	0	53.77	-	-	88.2	-34.43	324	168	H
			12861.902	52.94	PK-U	39	-38.54	0	53.4	-	-	88.2	-34.8	246	215	V
			12864.198	41.37	ADR	39	-38.43	0	41.94	68.2	-26.26	-	-	246	214	V
			17149.727	40.81	ADR	41.8	-38.09	0	44.52	68.2	-23.68	-	-	269	178	H
			17150.204	52.6	PK-U	41.8	-38.08	0	56.32	-	-	88.2	-31.88	269	178	H
			17155.196	40.5	ADR	41.8	-37.96	0	44.34	68.2	-23.86	-	-	256	154	V
			17155.767	52.2	PK-U	41.8	-37.87	0	56.13	-	-	88.2	-32.07	256	154	V
	6385	6 + 5	9661.729	54.87	PK-U	36.8	-41.41	0	50.26	-	-	88.2	-37.94	360	124	H
			9664.369	43.05	ADR	36.8	-41.43	0	38.42	68.2	-29.78	-	-	360	123	H
			9673.061	43.35	ADR	36.8	-41.86	0	38.29	68.2	-29.91	-	-	165	232	V
			9673.064	55.04	PK-U	36.8	-41.86	0	49.98	-	-	88.2	-38.22	165	233	V
			12855.664	41.29	ADR	39	-38.65	0	41.64	68.2	-26.56	-	-	80	187	V
			12857.505	52.88	PK-U	39	-38.62	0	53.26	-	-	88.2	-34.94	80	188	V
			12866.126	41.13	ADR	39	-38.37	0	41.76	68.2	-26.44	-	-	323	258	H
			12867.661	52.5	PK-U	39	-38.37	0	53.13	-	-	88.2	-35.07	323	259	H
			16647.09	41.79	ADR	41.3	-39.42	0	43.67	68.2	-24.53	-	-	26	214	H
			16649.532	53.61	PK-U	41.3	-39.43	0	55.48	-	-	88.2	-32.72	26	215	H
			16653.266	52.2	PK-U	41.3	-39.3	0	54.2	-	-	88.2	-34	146	122	V
			16656.187	41.16	ADR	41.3	-39.47	0	42.99	68.2	-25.21	-	-	146	122	V
11be (Partial RU Mode / Highest PSD)	5985 (52T-37)	6 + 5	2415.908	46.8	ADR	33.4	-48.75	0	31.45	68.2	-36.75	-	-	117	135	H
			2416.767	48.01	ADR	33.4	-48.67	0	32.74	68.2	-35.46	-	-	173	159	V
			2416.823	63.72	PK-U	33.4	-48.66	0	48.46	-	-	88.2	-39.74	173	159	V
			2417.148	63.02	PK-U	33.4	-48.65	0	47.77	-	-	88.2	-40.43	117	135	H
			5822.443	29.7	ADR	35.1	-23.04	0	41.76	68.2	-26.44	-	-	107	208	H
			5822.469	41.18	PK-U	35.1	-23.04	0	53.24	-	-	88.2	-34.96	107	208	H
			5828.87	51.14	PK-U	35.2	-23.06	0	63.28	-	-	88.2	-24.92	25	123	V
			5828.888	30.85	ADR	35.2	-23.06	0	42.99	68.2	-25.21	-	-	25	123	V
			6081.654	29.95	ADR	36	-23.05	0	42.9	68.2	-25.3	-	-	249	185	H
			6082.1	31.56	ADR	36	-23.05	0	44.51	68.2	-23.69	-	-	11	148	V
			6083.706	41.46	PK-U	36	-23.02	0	54.44	-	-	88.2	-33.76	249	185	H
			6084.864	54.27	PK-U	36	-23.02	0	67.25	-	-	88.2	-20.95	11	148	V
	6145 (52T-37)	6 + 5	5334.44	29.33	ADR	34.6	-23.37	0	40.56	68.2	-27.64	-	-	219	380	H
			5335.233	41.52	PK-U	34.6	-23.34	0	52.78	-	-	88.2	-35.42	219	380	H
			5342.882	29.27	ADR	34.6	-23.5	0	40.37	68.2	-27.83	-	-	75	385	V
			5343.324	41.2	PK-U	34.6	-23.48	0	52.32	-	-	88.2	-35.88	75	385	V
			5964.935	29.5	ADR	35.6	-23.14	0	41.96	68.2	-26.24	-	-	262	316	V
			5965.813	41.73	PK-U	35.6	-23.12	0	54.21	-	-	88.2	-33.99	262	316	V
			5966.258	29.49	ADR	35.6	-23.12	0	41.97	68.2	-26.23	-	-	219	199	H
			5968.84	41.38	PK-U	35.6	-23.14	0	53.84	-	-	88.2	-34.36	219	199	H
			6251.82	30.5	ADR	36.4	-22.76	0	44.14	68.2	-24.06	-	-	219	135	H
			6252.101	30.44	ADR	36.4	-22.75	0	44.09	68.2	-24.11	-	-	219	385	V
			6253.636	42.62	PK-U	36.4	-22.71	0	56.31	-	-	88.2	-31.89	219	385	V
			6253.913	42.13	PK-U	36.4	-22.7	0	55.83	-	-	88.2	-32.37	219	135	H
	6385 (52T-37)	6 + 5	5334.44	29.33	ADR	34.6	-23.37	0	40.56	68.2	-27.64	-	-	219	380	H
			5335.233	41.52	PK-U	34.6	-23.34	0	52.78	-	-	88.2	-35.42	219	380	H
			5342.882	29.27	ADR	34.6	-23.5	0	40.37	68.2	-27.83	-	-	75	385	V
			5343.324	41.2	PK-U	34.6	-23.48	0	52.32	-	-	88.2	-35.88	75	385	V
			5964.935	29.5	ADR	35.6	-23.14	0	41.96	68.2	-26.24	-	-	262	316	V
			5965.813	41.73	PK-U	35.6	-23.12	0	54.21	-	-	88.2	-33.99	262	316	V
			5966.258	29.49	ADR	35.6	-23.12	0	41.97	68.2	-26.23	-	-	219	199	H
			5968.84	41.38	PK-U	35.6	-23.14	0	53.84	-	-	88.2	-34.36	219	199	H
			6251.82	30.5	ADR	36.4	-22.76	0	44.14	68.2	-24.06	-	-	219	135	H
			6252.101	30.44	ADR	36.4	-22.75	0	44.09	68.2	-24.11	-	-	219	385	V
			6253.636	42.62	PK-U	36.4	-22.71	0	56.31	-	-	88.2	-31.89	219	385	V
			6253.913	42.13	PK-U	36.4	-22.7	0	55.83	-	-	88.2	-32.37	219	135	H

* - indicates frequency in CFR47 Pt 15 / IC RSS-Restricted Band
Pk - Peak detector
RMS - RMS detection

UL VERIFICATION SERVICES
47173 Benicia Street, Fremont, CA 94538; USA TEL:(510) 319-4000 FAX:(510) 661-0888
This report shall not be reproduced except in full, without the written approval of UL VERIFICATION SERVICES

HARMONICS AND SPURIOUS EMISSIONS (LOW CHANNEL / 5985MHz)

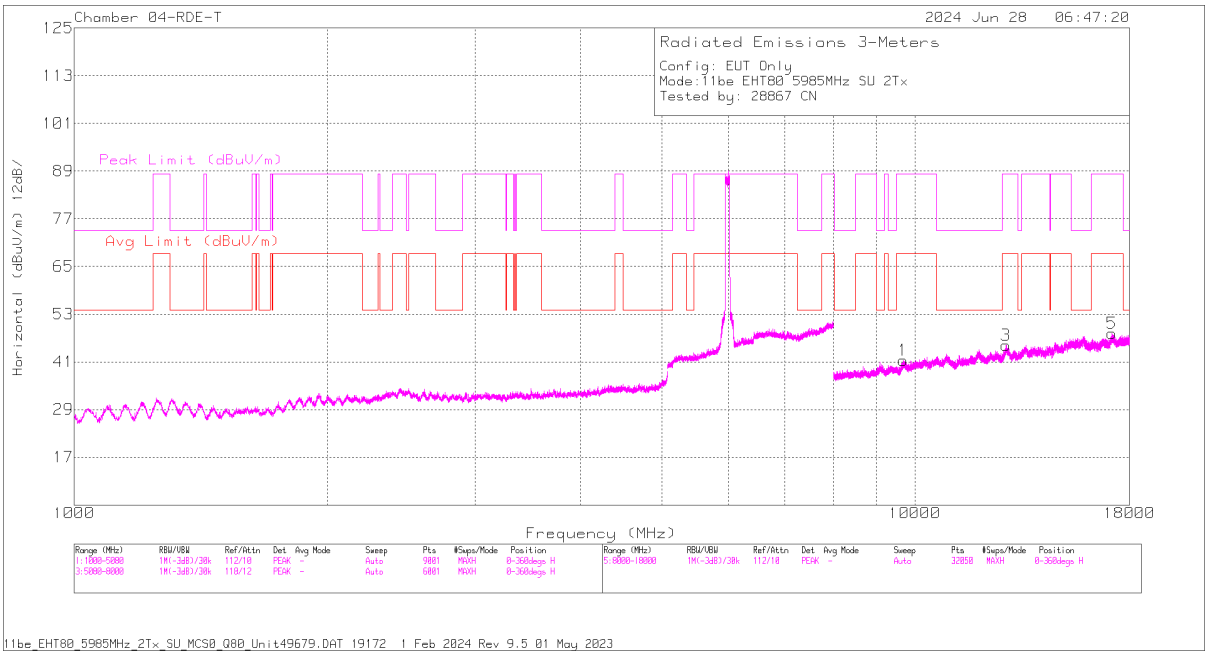

HORIZONTAL

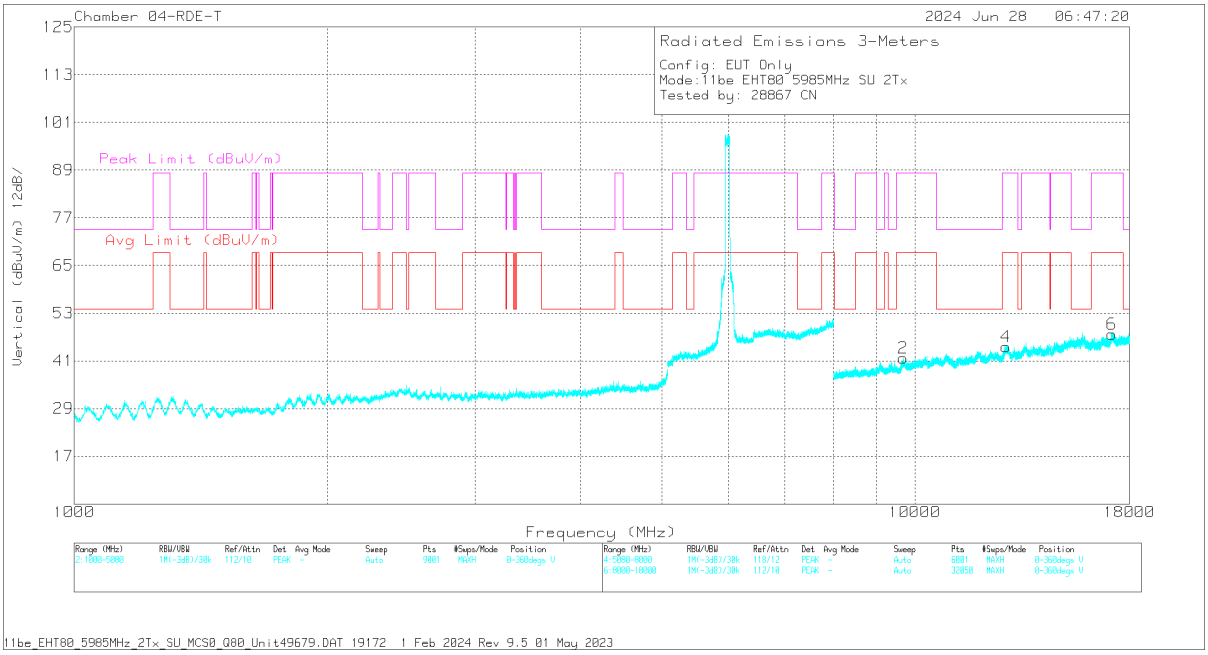

VERTICAL

UL VERIFICATION SERVICES
47173 Benicia Street, Fremont, CA 94538; USA TEL:(510) 319-4000 FAX:(510) 661-0888

This report shall not be reproduced except in full, without the written approval of UL VERIFICATION SERVICES

RADIATED EMISSIONS

Marker	Frequency (MHz)	Meter Reading (dBuV)	Det	80430 3m ACF (dB/m)	8 GHz HPF (dB)	DCCF	Gain/Loss (dB)	Corrected Reading (dBuV/m)	Avg Limit (dBuV/m)	Margin (dB)	Peak Limit (dBuV/m)	PK Margin (dB)	Azimuth (Degs)	Height (cm)	Polarity
2	9683.169	54.86	PK-U	36.8	.7	0	-42.18	50.18	-	-	88.2	-38.02	222	198	V
1	9684.854	43.32	ADR	36.8	.7	0	-42.27	38.55	68.2	-29.65	-	-	27	160	H
2	9684.985	43.54	ADR	36.8	.7	0	-42.26	38.78	68.2	-29.42	-	-	223	198	V
1	9685.785	54.99	PK-U	36.9	.7	0	-42.19	50.4	-	-	88.2	-37.8	27	161	H
4	12826.179	41.23	ADR	39.1	.9	0	-40.38	40.85	68.2	-27.35	-	-	355	260	V
4	12826.446	53.07	PK-U	39.1	.9	0	-40.37	52.7	-	-	88.2	-35.5	355	261	V
3	12833.368	53.18	PK-U	39	.9	0	-40.29	52.79	-	-	88.2	-35.41	186	244	H
3	12836.067	41.23	ADR	39	.9	0	-40.2	40.93	68.2	-27.27	-	-	187	243	H
5	17146.678	40.9	ADR	41.8	.5	0	-38.66	44.54	68.2	-23.66	-	-	223	165	H
5	17148.38	52.11	PK-U	41.8	.5	0	-38.63	55.78	-	-	88.2	-32.42	222	165	H
6	17149.046	40.52	ADR	41.8	.5	0	-38.58	44.24	68.2	-23.96	-	-	325	132	V
6	17151.032	51.8	PK-U	41.8	.5	0	-38.49	55.61	-	-	88.2	-32.59	325	132	V

PK-U - U-NII: Maximum Peak
ADR - U-NII AD primary method, RMS average

UL VERIFICATION SERVICES
47173 Benicia Street, Fremont, CA 94538; USA TEL:(510) 319-4000 FAX:(510) 661-0888
This report shall not be reproduced except in full, without the written approval of UL VERIFICATION SERVICES

160MHz

UNII-5 (MIMO CDD)	Channel Frequency (MHz)	Ant. #	Frequency (GHz)	Meter Reading (dBuV)	Det	80707 ACF (dB/m)	DCCF (dB)	Gain/Loss (dB)	Correct Reading (dBuV/m)	Avg Limit (dBuV/m)	Avg Margin (dB)	Pk Limit (dBuV/m)	Pk Margin (dB)	Azimuth (Degs)	Height (cm)	Polarity
11be (SU Mode / Highest Power)	6025	6 + 5	* 1416.695	56.84	PK-U	29	0	-47.76	38.08	-	-	74	-35.92	0	100	H
			* 1415.259	45.31	ADR	29	0.18	-47.7	26.79	54	-27.21	-	-	0	100	H
			* 1409.125	58.87	PK-U	29	0	-47.78	40.09	-	-	74	-33.91	0	100	V
			* 1408.3	47.4	ADR	29	0.18	-47.76	28.82	54	-25.18	-	-	0	100	V
			* 11425.367	53.09	PK-U	37.9	0	-40.69	50.3	-	-	74	-23.7	0	101	V
			* 11425.947	41.73	ADR	37.9	0.18	-40.65	39.16	54	-14.84	-	-	0	101	V
			* 11463.322	53.29	PK-U	38	0	-40.57	50.72	-	-	74	-23.28	0	101	H
			* 11463.837	41.91	ADR	38	0.18	-40.59	39.5	54	-14.5	-	-	0	101	H
			* 8380.719	54.64	PK-U	35.9	0	-42.21	48.33	-	-	74	-25.67	0	101	V
			* 8380.97	43.05	ADR	35.9	0.18	-42.22	36.91	54	-17.09	-	-	0	101	V
			* 8427.131	55.16	PK-U	35.9	0	-42.18	48.88	-	-	74	-25.12	0	198	H
			* 8428.469	43.28	ADR	35.9	0.18	-42.15	37.21	54	-16.79	-	-	0	198	H
	6185	6 + 5	* 1305.816	60.23	PK-U	29.6	0	-48.23	41.6	-	-	74	-32.4	305	164	H
			* 1308.145	48.77	ADR	29.6	0.18	-48.22	30.33	54	-23.67	-	-	305	164	H
			* 1300.652	59.69	PK-U	29.6	0	-48.21	41.08	-	-	74	-32.92	312	136	V
			* 1300.491	48.16	ADR	29.6	0.18	-48.22	29.72	54	-24.28	-	-	312	136	V
			* 11440.473	53.54	PK-U	38.7	0	-41.46	50.78	-	-	74	-23.22	190	274	H
			* 11441.28	41.6	ADR	38.7	0.18	-41.49	38.99	54	-15.01	-	-	190	274	H
			* 11497.257	53.48	PK-U	38.9	0	-41.64	50.74	-	-	74	-23.26	49	148	V
			* 11498.369	42.07	ADR	38.9	0.18	-41.57	39.58	54	-14.42	-	-	49	148	V
			* 8465.034	43.56	ADR	36.8	0.18	-42.57	37.97	54	-16.03	-	-	48	369	H
			* 8467.026	54.61	PK-U	36.8	0	-42.69	48.72	-	-	74	-25.28	48	369	H
			* 8467.345	54.85	PK-U	36.8	0	-42.69	48.96	-	-	74	-25.04	267	120	H
			* 8467.996	43.18	ADR	36.8	0.18	-42.7	37.46	54	-16.54	-	-	267	120	H
	6345	6 + 5	* 1307.347	57.95	PK-U	29.6	0	-48.13	39.42	-	-	74	-34.58	20	204	H
			* 1307.785	46.51	ADR	29.6	0.18	-48.18	28.11	54	-25.89	-	-	20	204	H
			* 1300.396	59.62	PK-U	29.6	0	-48.22	41	-	-	74	-33	145	253	V
			* 1300.254	48.3	ADR	29.6	0.18	-48.22	29.86	54	-24.14	-	-	145	253	V
			* 11467.314	53.42	PK-U	38	0	-40.65	50.77	-	-	74	-23.23	181	313	H
			* 11463.915	41.87	ADR	38	0.18	-40.6	39.45	54	-14.55	-	-	181	313	H
			* 11376.249	53.5	PK-U	37.8	0	-40.69	50.61	-	-	74	-23.39	330	312	V
			* 11376.289	42.02	ADR	37.8	0.18	-40.69	39.31	54	-14.69	-	-	330	312	V
			8582.47	43.41	ADR	35.8	0.18	-42.2	37.19	68.2	-31.01	-	-	230	321	H
			8583.832	54.97	PK-U	35.8	0	-42.16	48.61	-	-	88.2	-39.59	230	321	H
			8602.138	43.4	ADR	35.8	0.18	-42.21	37.17	68.2	-31.03	-	-	208	289	V
			8603.118	55.2	PK-U	35.8	0	-42.19	48.81	-	-	88.2	-39.39	208	289	V
11be (Partial RU Mode / Highest PSD)	6025 (484T Index 65)	6 + 5	* 11891.887	53.33	PK-U	39.5	0	-40.65	52.18	-	-	74	-21.82	335	226	H
			* 11891.638	41.53	ADR	39.5	0	-40.62	40.41	54	-13.59	-	-	335	226	H
			* 17835.406	52.69	PK-U	42.4	0	-38.47	56.62	-	-	74	-17.38	246	234	H
			* 17833.315	41.35	ADR	42.3	0	-38.35	45.3	54	-8.7	-	-	246	234	H
			* 11889.782	53.18	PK-U	39.5	0	-40.64	52.04	-	-	74	-21.96	109	236	V
			* 11890.94	41.46	ADR	39.5	0	-40.55	40.41	54	-13.59	-	-	109	236	V
			* 17834.839	52.81	PK-U	42.4	0	-38.47	56.74	-	-	74	-17.26	295	211	V
			* 17833.054	41.53	ADR	42.3	0	-38.34	45.49	54	-8.51	-	-	295	211	V
			14927.479	53.8	PK-U	40.9	0	-40.58	54.12	-	-	88.2	-34.08	341	138	V
			14928.491	42.46	ADR	40.9	0	-40.57	42.79	68.2	-25.41	-	-	341	138	V
			14928.672	54.34	PK-U	40.9	0	-40.54	54.7	-	-	88.2	-33.5	218	120	H
			14929.127	42.43	ADR	40.9	0	-40.5	42.83	68.2	-25.37	-	-	218	120	H
	6185 (484T Index 65)	6 + 5	* 12210.058	53.58	PK-U	39.6	0	-40.93	52.25	-	-	74	-21.75	55	187	H
			* 12212.663	42.38	ADR	39.6	0	-40.92	41.06	54	-12.94	-	-	55	187	H
			* 15663.671	53.7	PK-U	42	0	-40	55.7	-	-	74	-18.3	4	183	H
			* 15660.314	41.99	ADR	42	0	-40	43.99	54	-10.01	-	-	4	183	H
			* 12211.945	54.77	PK-U	39.6	0	-40.93	53.44	-	-	74	-20.56	360	234	V
			* 12211.142	42.3	ADR	39.6	0	-40.97	40.93	54	-13.07	-	-	360	234	V
			* 15661.883	53.05	PK-U	42	0	-40.07	54.98	-	-	74	-19.02	163	203	V
			* 15662.889	41.81	ADR	42	0	-40.06	43.75	54	-10.25	-	-	163	203	V
			14079.147	54.12	PK-U	40.1	0	-40.85	53.37	-	-	88.2	-34.83	163	129	V
			14079.624	42.57	ADR	40.1	0	-40.78	41.89	68.2	-26.31	-	-	163	129	V
			14080.515	54.44	PK-U	40.1	0	-40.82	53.72	-	-	88.2	-34.48	173	204	H
			14081.142	43.1	ADR	40.1	0	-40.91	42.29	68.2	-25.91	-	-	173	204	H
	6345 (484T Index S66)	6 + 5	* 12531.533	53.78	PK-U	39.7	0	-40.08	53.4	-	-	74	-20.6	162	129	H
			* 12532.352	42.28	ADR	39.7	0	-40.07	41.91	54	-12.09	-	-	162	129	H
			* 16180.769	54.3	PK-U	41.1	0	-39.63	55.77	-	-	74	-18.23	163	208	H
			* 16180.417	42.46	ADR	41.1	0	-39.6	43.96	54	-10.04	-	-	163	208	H
			* 12529.551	54.11	PK-U	39.7	0	-40.1	53.71	-	-	74	-20.29	244	226	V
			* 12531.723	42.2	ADR	39.7	0	-40.08	41.82	54	-12.18	-	-	244	226	V
			* 16181.252	53.83	PK-U	41.1	0	-39.66	55.27	-	-	74	-18.73	141	211	V
			* 16179.576	42.07	ADR	41.1	0	-39.57	43.6	54	-10.4	-	-	141	211	V
			14421.786	43.49	ADR	40	0	-40.8	42.69	68.2	-25.51	-	-	1	136	V
			14422.221	43.38	ADR	40	0	-40.78	42.6	68.2	-25.6	-	-	162	170	H
			14423.254	55.29	PK-U	40	0	-40.71	54.58	-	-	88.2	-33.62	162	170	H
			14424.734	54.71	PK-U	40	0	-40.76	53.95	-	-	88.2	-34.25	1	136	V

* - indicates frequency in CFR47 Pt 15 / IC RSS-Restricted Band
Pk - Peak detector
RMS - RMS detection

UL VERIFICATION SERVICES
47173 Benicia Street, Fremont, CA 94538; USA TEL:(510) 319-4000 FAX:(510) 661-0888
This report shall not be reproduced except in full, without the written approval of UL VERIFICATION SERVICES

HARMONICS AND SPURIOUS EMISSIONS (LOW CHANNEL / 6025MHz)

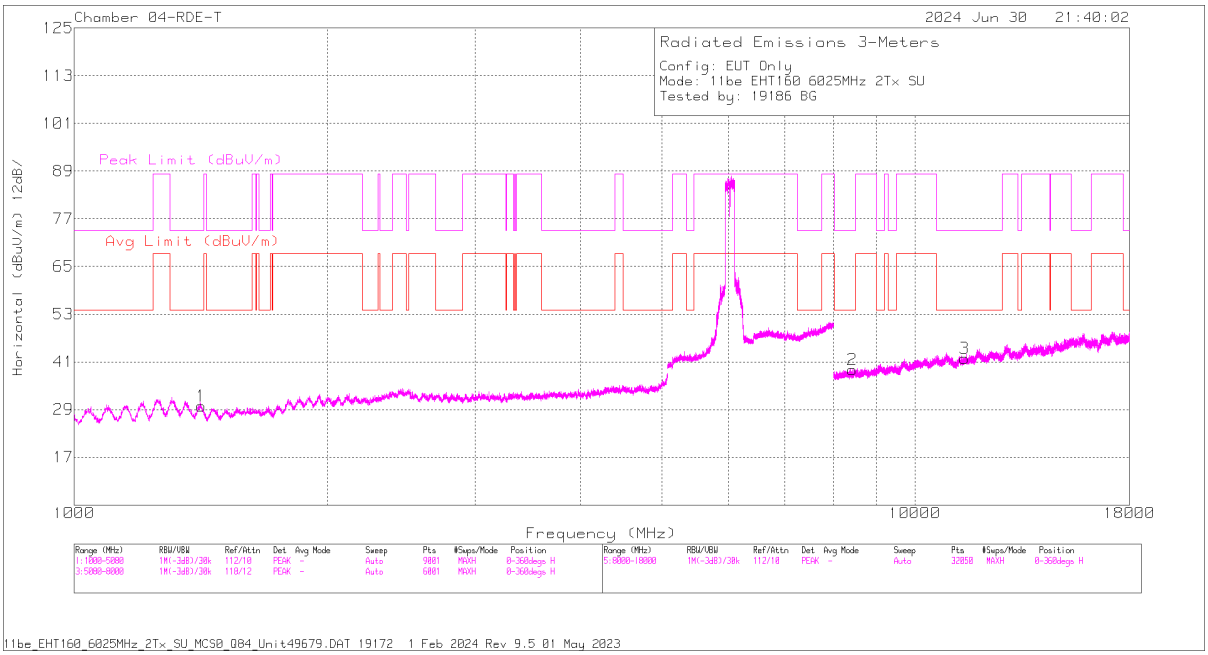

HORIZONTAL

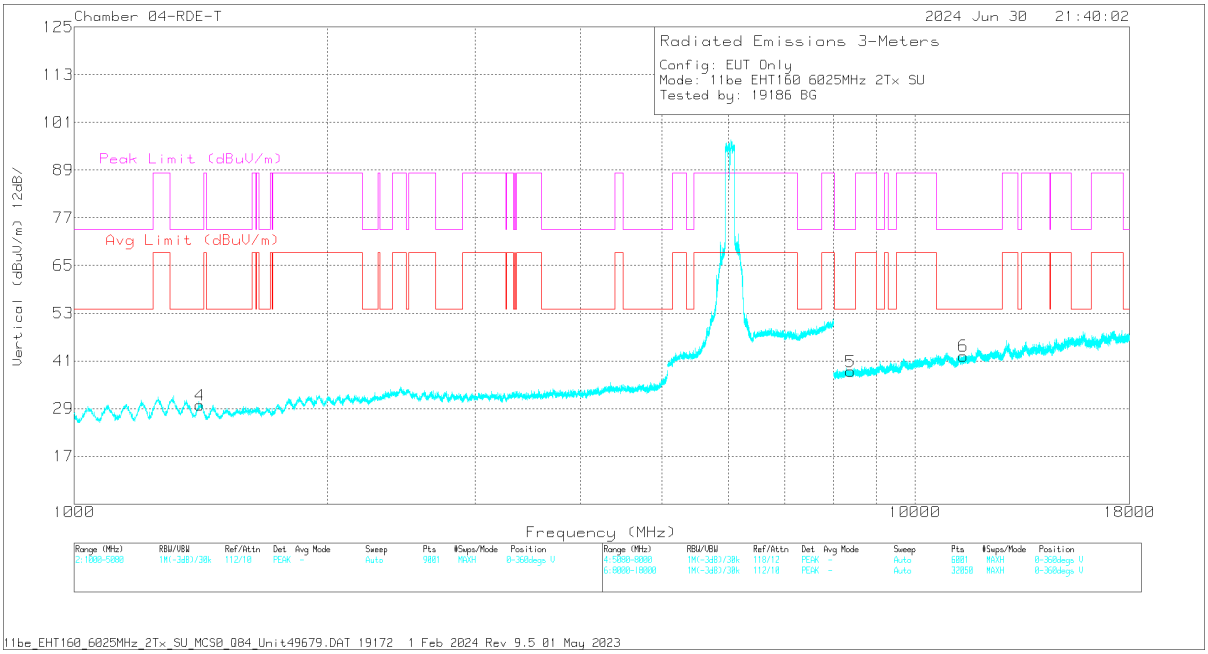

VERTICAL

UL VERIFICATION SERVICES
47173 Benicia Street, Fremont, CA 94538; USA TEL:(510) 319-4000 FAX:(510) 661-0888

This report shall not be reproduced except in full, without the written approval of UL VERIFICATION SERVICES

RADIATED EMISSIONS

Marker	Frequency (MHz)	Meter Reading (dBuV)	Det	80430 3m ACF (dB/m)	DCCF (dB)	Gain/Loss (dB)	Corrected Reading (dBuV/m)	Avg Limit (dBuV/m)	Margin (dB)	Peak Limit (dBuV/m)	PK Margin (dB)	Azimuth (Degs)	Height (cm)	Polarity
1	* 1416.695	56.84	PK-U	29	0	-47.76	38.08	-	-	74	-35.92	0	100	H
	* 1415.259	45.31	ADR	29	.18	-47.7	26.79	54	-27.21	-	-	0	100	H
4	* 1409.125	58.87	PK-U	29	0	-47.78	40.09	-	-	74	-33.91	0	100	V
	* 1408.3	47.4	ADR	29	.18	-47.76	28.82	54	-25.18	-	-	0	100	V

Marker	Frequency (MHz)	Meter Reading (dBuV)	Det	80430 3m ACF (dB/m)	DCCF (dB)	Gain/Loss (dB)	Corrected Reading (dBuV/m)	Avg Limit (dBuV/m)	Margin (dB)	Peak Limit (dBuV/m)	PK Margin (dB)	Azimuth (Degs)	Height (cm)	Polarity
6	* 11425.367	53.09	PK-U	37.9	0	-40.69	50.3	-	-	74	-23.7	0	101	V
	* 11425.947	41.73	ADR	37.9	0.18	-40.65	39.16	54	-14.84	-	-	0	101	V
3	* 11463.322	53.29	PK-U	38	0	-40.57	50.72	-	-	74	-23.28	0	101	H
	* 11463.837	41.91	ADR	38	0.18	-40.59	39.5	54	-14.5	-	-	0	101	H
5	* 8380.719	54.64	PK-U	35.9	0	-42.21	48.33	-	-	74	-25.67	0	101	V
	* 8380.97	43.05	ADR	35.9	0.18	-42.22	36.91	54	-17.09	-	-	0	101	V
2	* 8427.131	55.16	PK-U	35.9	0	-42.18	48.88	-	-	74	-25.12	0	198	H
	* 8428.469	43.28	ADR	35.9	0.18	-42.15	37.21	54	-16.79	-	-	0	198	H

* - indicates frequency in CFR47 Pt 15 / IC RSS-Restricted Band
PK-U - U-NII: Maximum Peak
ADR - U-NII AD primary method, RMS average

UL VERIFICATION SERVICES
47173 Benicia Street, Fremont, CA 94538; USA TEL:(510) 319-4000 FAX:(510) 661-0888
This report shall not be reproduced except in full, without the written approval of UL VERIFICATION SERVICES

1.1.6. 802.11be MIMO MODE IN UNII-6 BAND – SPURIOUS EMISSIONS

20MHz

Channel Frequency (MHz)	Ant. #	Frequency (GHz)	Meter Reading (dBuV)	Det	AF (dB/m)	Amp/Cbl/ Fltr/Pad (dB)	DCCF (dB)	Correct Reading (dBuV/m)	Avg Limit (dBuV/m)	Avg Margin (dB)	Pk Limit (dBuV/m)	Pk Margin (dB)	Azimuth (Degs)	Height (cm)	Polarity
6435	6 + 5	12848.855	53.48	PK-U	39	-38.81	0	53.67	-	-	88.2	-34.53	266	116	H
		12850.733	41.46	ADR	39	-38.77	0	41.69	68.2	-26.51	-	-	266	116	H
		12851.9	53.15	PK-U	39	-38.79	0	53.36	-	-	88.2	-34.84	169	212	V
		12851.929	41.75	ADR	39	-38.8	0	41.95	68.2	-26.25	-	-	169	212	V
		14951.276	42.88	ADR	40.4	-39.5	0	43.78	68.2	-24.42	-	-	123	159	H
		14952.361	54.58	PK-U	40.4	-39.56	0	55.42	-	-	88.2	-32.78	147	101	V
		14954.286	42.63	ADR	40.4	-39.51	0	43.52	68.2	-24.68	-	-	147	101	V
		14954.686	54.61	PK-U	40.4	-39.52	0	55.49	-	-	88.2	-32.71	123	159	H
		16831.112	42.22	ADR	41.6	-39.06	0	44.76	68.2	-23.44	-	-	197	137	V
		16831.279	42.65	ADR	41.6	-39.06	0	45.19	68.2	-23.01	-	-	139	187	H
		16831.711	53.79	PK-U	41.6	-39.05	0	56.34	-	-	88.2	-31.86	139	187	H
		16831.759	53.71	PK-U	41.6	-39.05	0	56.26	-	-	88.2	-31.94	197	137	V
6475	6 + 5	* 15987.488	53.83	PK-U	41	-39.48	0	55.35	-	-	74	-18.65	233	108	H
		* 15989.757	42.31	ADR	41	-39.55	0	43.76	54	-10.24	-	-	233	108	H
		* 15988.58	54.19	PK-U	41	-39.54	0	55.65	-	-	74	-18.35	252	215	V
		* 15988.091	42.88	ADR	41	-39.51	0	44.37	54	-9.63	-	-	252	215	V
		12929.331	42.25	ADR	39	-38.61	0	42.64	68.2	-25.56	-	-	202	184	H
		12931.028	54.65	PK-U	39	-38.7	0	54.95	-	-	88.2	-33.25	202	184	H
		12931.579	42.41	ADR	39	-38.65	0	42.76	68.2	-25.44	-	-	9	161	V
		12932	54.54	PK-U	39	-38.62	0	54.92	-	-	88.2	-33.28	9	161	V
		14875.492	43.47	ADR	40.2	-40.57	0	43.1	68.2	-25.1	-	-	184	185	H
		14875.894	54.54	PK-U	40.2	-40.55	0	54.19	-	-	88.2	-34.01	151	151	V
		14877.247	43.42	ADR	40.2	-40.59	0	43.03	68.2	-25.17	-	-	151	151	V
		14877.67	54.75	PK-U	40.2	-40.6	0	54.35	-	-	88.2	-33.85	184	185	H
6515	6 + 5	* 15905.662	54.31	PK-U	41.1	-38.07	0	57.34	-	-	74	-16.66	304	219	H
		* 15903.816	42.92	ADR	41.1	-38.12	0	45.9	54	-8.1	-	-	304	219	H
		* 15904.312	53.17	PK-U	41.1	-38.11	0	56.16	-	-	74	-17.84	248	129	V
		* 15903.798	41.97	ADR	41.1	-38.12	0	44.95	54	-9.05	-	-	248	129	V
		13009.471	53.51	PK-U	39	-39.54	0	52.97	-	-	88.2	-35.23	53	108	V
		13010.775	53.91	PK-U	39	-39.53	0	53.38	-	-	88.2	-34.82	185	219	H
		13011.841	42.4	ADR	39	-39.53	0	41.87	68.2	-26.33	-	-	185	219	H
		13013.027	42.24	ADR	39	-39.53	0	41.71	68.2	-26.49	-	-	53	108	V
		14595.91	43.16	ADR	39.6	-40.25	0	42.51	68.2	-25.69	-	-	209	142	H
		14596.098	43.38	ADR	39.6	-40.26	0	42.72	68.2	-25.48	-	-	159	195	V
		14598.707	54.64	PK-U	39.6	-40.17	0	54.07	-	-	88.2	-34.13	209	142	H
		14599.592	55.06	PK-U	39.6	-40.14	0	54.52	-	-	88.2	-33.68	159	195	V
6435 (106+26T-Index82)	6 + 5	8722.113	55.06	PK-U	35.7	-41.7	0	49.06	-	-	88.2	-39.14	29	174	H
		8722.645	43.2	ADR	35.7	-41.73	0	37.17	68.2	-31.03	-	-	29	174	H
		8723.439	54.85	PK-U	35.7	-41.77	0	48.78	-	-	88.2	-39.42	37	140	V
		8724.799	43.28	ADR	35.7	-41.82	0	37.16	68.2	-31.04	-	-	37	140	V
		12867.899	52.34	PK-U	39	-38.37	0	52.97	-	-	88.2	-35.23	6	146	H
		12868.701	40.96	ADR	39	-38.31	0	41.65	68.2	-26.55	-	-	6	146	H
		12871.814	52.33	PK-U	39	-38.32	0	53.01	-	-	88.2	-35.19	60	209	V
		12872.652	41.01	ADR	39	-38.38	0	41.63	68.2	-26.57	-	-	60	209	V
		17186.008	40.48	ADR	41.8	-37.78	0	44.5	68.2	-23.7	-	-	6	175	H
		17186.793	51.73	PK-U	41.8	-37.84	0	55.69	-	-	88.2	-32.51	6	175	H
		17189.269	51.97	PK-U	41.8	-37.82	0	55.95	-	-	88.2	-32.25	79	216	V
		17189.594	40.59	ADR	41.8	-37.81	0	44.58	68.2	-23.62	-	-	79	216	V
6475 (106+26T-Index82)	6 + 5	9721.277	54.92	PK-U	37	-41.05	0	50.87	-	-	88.2	-37.33	125	185	V
		9723.491	43.15	ADR	37	-41.17	0	38.98	68.2	-29.22	-	-	125	185	V
		9727.36	43.29	ADR	37	-41.36	0	38.93	68.2	-29.27	-	-	79	101	H
		9728.044	54.5	PK-U	37	-41.34	0	50.16	-	-	88.2	-38.04	79	101	H
		12821.092	41.11	ADR	39	-39.35	0	40.76	68.2	-27.44	-	-	54	184	H
		12822.166	52.54	PK-U	39	-39.42	0	52.12	-	-	88.2	-36.08	54	184	H
		12834.815	52.42	PK-U	39	-39.35	0	52.07	-	-	88.2	-36.13	193	233	V
		12835.134	41.1	ADR	39	-39.34	0	40.76	68.2	-27.44	-	-	193	233	V
		17142.73	52.57	PK-U	41.8	-38.15	0	56.22	-	-	88.2	-31.98	38	185	H
		17144.673	40.7	ADR	41.8	-38.19	0	44.31	68.2	-23.89	-	-	38	185	H
		17152.338	40.67	ADR	41.8	-37.98	0	44.49	68.2	-23.71	-	-	231	259	V
		17153.026	52.26	PK-U	41.8	-38.01	0	56.05	-	-	88.2	-32.15	231	259	V
6515 (106+26T-Index83)	6 + 5	10048.64	42.51	ADR	37.6	-41.19	0	38.92	68.2	-29.28	-	-	336	109	V
		10048.684	42.61	ADR	37.6	-41.19	0	39.02	68.2	-29.18	-	-	267	137	H
		10048.92	54.5	PK-U	37.6	-41.17	0	50.93	-	-	88.2	-37.27	267	137	H
		10049.348	54.8	PK-U	37.6	-41.21	0	51.19	-	-	88.2	-37.01	336	109	V
		12847.604	52.84	PK-U	39	-38.8	0	53.04	-	-	88.2	-35.16	336	231	V
		12851.05	41.06	ADR	39	-38.74	0	41.32	68.2	-26.88	-	-	336	231	V
		12854.71	53.18	PK-U	39	-38.69	0	53.49	-	-	88.2	-34.71	320	217	H
		12855.171	40.99	ADR	39	-38.67	0	41.32	68.2	-26.88	-	-	320	217	H
		17186.538	53.03	PK-U	41.8	-37.82	0	57.01	-	-	88.2	-31.19	309	213	H

* - indicates frequency in CFR47 Pt 15 / IC RSS-Restricted Band
Pk - Peak detector
RMS - RMS detection

UL VERIFICATION SERVICES
47173 Benicia Street, Fremont, CA 94538; USA TEL:(510) 319-4000 FAX:(510) 661-0888
This report shall not be reproduced except in full, without the written approval of UL VERIFICATION SERVICES

HARMONICS AND SPURIOUS EMISSIONS (LOW CHANNEL / 6435MHz)

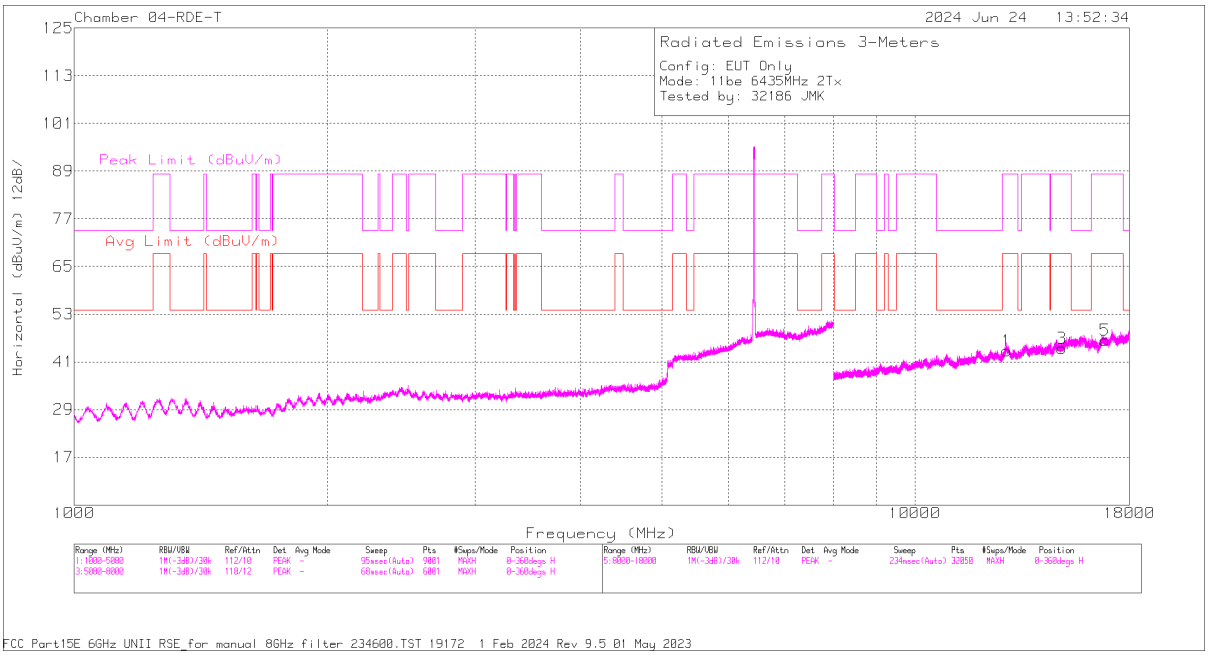

HORIZONTAL

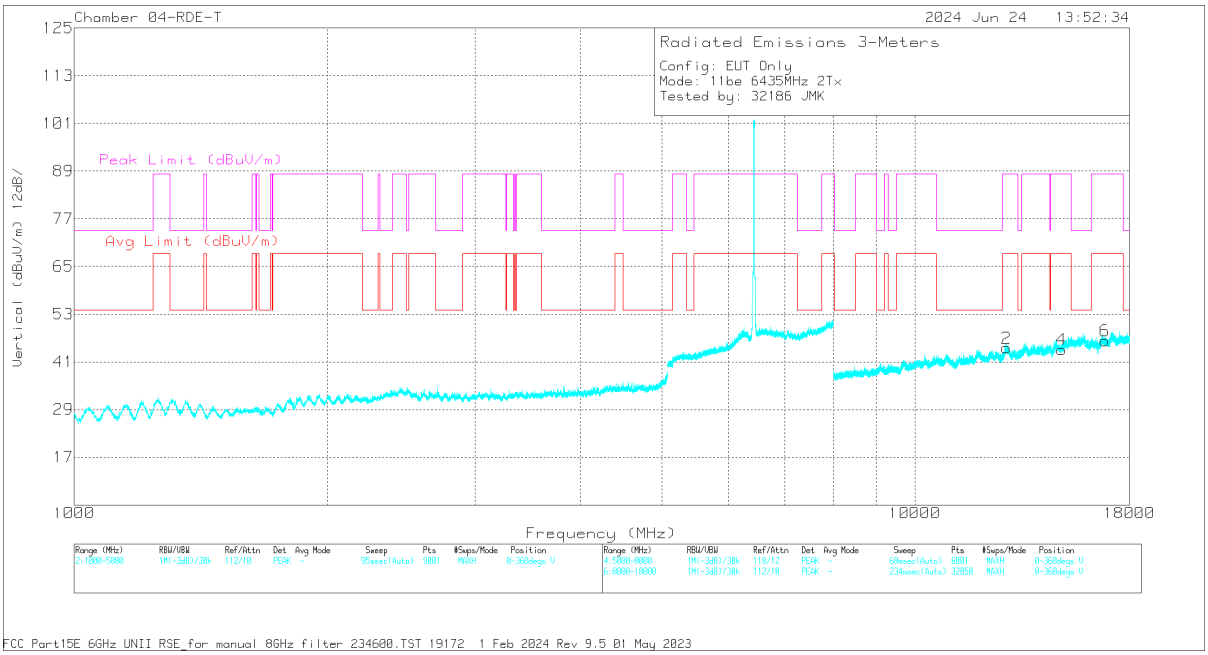

VERTICAL

UL VERIFICATION SERVICES
47173 Benicia Street, Fremont, CA 94538; USA TEL:(510) 319-4000 FAX:(510) 661-0888
This report shall not be reproduced except in full, without the written approval of UL VERIFICATION SERVICES

RADIATED EMISSIONS

Marker	Frequency (MHz)	Meter Reading (dBuV)	Det	80430 3m ACF (dB/m)	8 GHz HPF (dB)	DCCF (dB)	Gain/Loss (dB)	Corrected Reading (dBuV/m)	Avg Limit (dBuV/m)	Margin (dB)	Peak Limit (dBuV/m)	PK Margin (dB)	Azimuth (Degs)	Height (cm)	Polarity
1	12848.855	53.48	PK-U	39	.9	0	-39.71	53.67	-	-	88.2	-34.53	266	116	H
	12850.733	41.46	ADR	39	.9	0	-39.67	41.69	68.2	-26.51	-	-	266	116	H
2	12851.9	53.15	PK-U	39	.9	0	-39.69	53.36	-	-	88.2	-34.84	169	212	V
	12851.929	41.75	ADR	39	.9	0	-39.7	41.95	68.2	-26.25	-	-	169	212	V
3	14951.276	42.88	ADR	40.4	.6	0	-40.1	43.78	68.2	-24.42	-	-	123	159	H
	14954.686	54.61	PK-U	40.4	.6	0	-40.12	55.49	-	-	88.2	-32.71	123	159	H
4	14952.361	54.58	PK-U	40.4	.6	0	-40.16	55.42	-	-	88.2	-32.78	147	101	V
	14954.286	42.63	ADR	40.4	.6	0	-40.11	43.52	68.2	-24.68	-	-	147	101	V
5	16831.279	42.65	ADR	41.6	.6	0	-39.66	45.19	68.2	-23.01	-	-	139	187	H
	16831.711	53.79	PK-U	41.6	.6	0	-39.65	56.34	-	-	88.2	-31.86	139	187	H
6	16831.112	42.22	ADR	41.6	.6	0	-39.66	44.76	68.2	-23.44	-	-	197	137	V
	16831.759	53.71	PK-U	41.6	.6	0	-39.65	56.26	-	-	88.2	-31.94	197	137	V

PK-U - U-NII: Maximum Peak
ADR - U-NII AD primary method, RMS average

UL VERIFICATION SERVICES
47173 Benicia Street, Fremont, CA 94538; USA TEL:(510) 319-4000 FAX:(510) 661-0888
This report shall not be reproduced except in full, without the written approval of UL VERIFICATION SERVICES

40MHz

UNII-6 (MIMO CDD)	Channel Frequency (MHz)	Ant. #	Frequency (GHz)	Meter Reading (dBuV)	Det	AF (dB/m)	Amp/Cbl/ Fltr/Pad (dB)	DCCF (dB)	Correct Reading (dBuV/m)	Avg Limit (dBuV/m)	Avg Margin (dB)	Pk Limit (dBuV/m)	Pk Margin (dB)	Azimuth (Degs)	Height (cm)	Polarity
11be (SU Mode / Highest Power)	6445	6 + 5	9701.514	55.02	PK-U	36.9	-41.34	0	50.58	-	-	88.2	-37.62	351	203	H
			9703.854	43.24	ADR	36.9	-41.13	0	39.01	68.2	-29.19	-	-	351	203	H
			9704.786	55.86	PK-U	36.9	-41.09	0	51.67	-	-	88.2	-36.53	356	198	V
			9706.519	43.45	ADR	36.9	-41.06	0	39.29	68.2	-28.91	-	-	356	198	V
			13551.855	54.33	PK-U	39.4	-38.92	0	54.81	-	-	88.2	-33.39	307	120	H
			13553.202	42.65	ADR	39.4	-39.04	0	43.01	68.2	-25.19	-	-	344	186	V
			13553.366	54.58	PK-U	39.4	-39.03	0	54.95	-	-	88.2	-33.25	344	186	V
			13553.571	42.91	ADR	39.4	-39.02	0	43.29	68.2	-24.91	-	-	307	120	H
			16745.831	41.12	ADR	41.5	-39.03	0	43.59	68.2	-24.61	-	-	344	173	V
			16745.975	52.32	PK-U	41.5	-39	0	54.82	-	-	88.2	-33.38	344	173	V
			16767.713	41.62	ADR	41.5	-39.26	0	43.86	68.2	-24.34	-	-	349	198	H
			16768.119	53.23	PK-U	41.5	-39.3	0	55.43	-	-	88.2	-32.77	349	198	H
	6485	6 + 5	9665.542	43.15	ADR	36.8	-41.51	0	38.44	68.2	-29.76	-	-	234	168	V
			9666.133	54.13	PK-U	36.8	-41.55	0	49.38	-	-	88.2	-38.82	234	168	V
			9683.432	54.98	PK-U	36.8	-41.52	0	50.26	-	-	88.2	-37.94	289	119	H
			9683.518	43.44	ADR	36.8	-41.53	0	38.71	68.2	-29.49	-	-	289	119	H
			12817.996	41.14	ADR	39	-39.24	0	40.9	68.2	-27.3	-	-	349	195	H
			12818.271	53.35	PK-U	39	-39.28	0	53.07	-	-	88.2	-35.13	349	195	H
			12838.643	52.63	PK-U	39	-39.25	0	52.38	-	-	88.2	-35.82	182	135	V
			12841.387	40.87	ADR	39	-39.14	0	40.73	68.2	-27.47	-	-	182	135	V
			17156.359	40.05	ADR	41.8	-37.75	0	44.1	68.2	-24.1	-	-	275	118	H
			17157.881	51.58	PK-U	41.8	-37.98	0	55.4	-	-	88.2	-32.8	275	118	H
			17162.362	39.77	ADR	41.8	-37.95	0	43.62	68.2	-24.58	-	-	80	108	V
			17164.866	51.3	PK-U	41.8	-38.1	0	55	-	-	88.2	-33.2	80	108	V
	6525 (Straddle)	6 + 5	9696.929	55.94	PK-U	36.9	-41.31	0	51.53	-	-	88.2	-36.67	80	171	H
			9698.548	43.42	ADR	36.9	-41.34	0	38.98	68.2	-29.22	-	-	80	171	H
			9703.697	54.71	PK-U	36.9	-41.16	0	50.45	-	-	88.2	-37.75	175	108	V
			9704.132	43.11	ADR	36.9	-41.11	0	38.9	68.2	-29.3	-	-	175	108	V
			13546.793	54.35	PK-U	39.4	-38.87	0	54.88	-	-	88.2	-33.32	111	138	H
			13548.637	42.69	ADR	39.4	-38.87	0	43.22	68.2	-24.98	-	-	111	138	H
			13548.714	42.75	ADR	39.4	-38.86	0	43.29	68.2	-24.91	-	-	233	225	V
			13550.357	54.64	PK-U	39.4	-38.91	0	55.13	-	-	88.2	-33.07	233	225	V
			16816.751	52.68	PK-U	41.6	-38.96	0	55.32	-	-	88.2	-32.88	241	315	V
			16816.872	40.96	ADR	41.6	-38.95	0	43.61	68.2	-24.59	-	-	241	315	V
			16832.113	53.04	PK-U	41.6	-39.14	0	55.5	-	-	88.2	-32.7	131	230	H
			16832.373	41.62	ADR	41.6	-39.1	0	44.12	68.2	-24.08	-	-	131	230	H
11be (Partial RU Mode / Highest PSD)	6445 (106+26T-Index82)	6 + 5	9701.514	55.02	PK-U	36.9	-41.34	0	50.58	-	-	88.2	-37.62	351	203	H
			9703.854	43.24	ADR	36.9	-41.13	0	39.01	68.2	-29.19	-	-	351	203	H
			9704.786	55.86	PK-U	36.9	-41.09	0	51.67	-	-	88.2	-36.53	356	198	V
			9706.519	43.45	ADR	36.9	-41.06	0	39.29	68.2	-28.91	-	-	356	198	V
			13551.855	54.33	PK-U	39.4	-38.92	0	54.81	-	-	88.2	-33.39	307	120	H
			13553.202	42.65	ADR	39.4	-39.04	0	43.01	68.2	-25.19	-	-	344	186	V
			13553.366	54.58	PK-U	39.4	-39.03	0	54.95	-	-	88.2	-33.25	344	186	V
			13553.571	42.91	ADR	39.4	-39.02	0	43.29	68.2	-24.91	-	-	307	120	H
			16745.831	41.12	ADR	41.5	-39.03	0	43.59	68.2	-24.61	-	-	344	173	V
			16745.975	52.32	PK-U	41.5	-39	0	54.82	-	-	88.2	-33.38	344	173	V
			16767.713	41.62	ADR	41.5	-39.26	0	43.86	68.2	-24.34	-	-	349	198	H
			16768.119	53.23	PK-U	41.5	-39.3	0	55.43	-	-	88.2	-32.77	349	198	H
	6485 (106+26T-Index82)	6 + 5	1878.237	57.35	PK-U	31.1	-48.48	0	39.97	-	-	88.2	-48.23	93	187	H
			1879.956	46.23	ADR	31.1	-48.34	0	28.99	68.2	-39.21	-	-	93	187	H
			1878.403	57.13	PK-U	31.1	-48.48	0	39.75	-	-	88.2	-48.45	293	249	V
			1878.761	45.57	ADR	31.1	-48.47	0	28.2	68.2	-40	-	-	293	249	V
			* 3932.26	56.81	PK-U	33.4	-45.82	0	44.39	-	-	74	-29.61	248	192	H
			* 3931.94	45.48	ADR	33.4	-45.8	0	33.08	54	-20.92	-	-	248	192	H
			* 3926.693	57.16	PK-U	33.4	-45.72	0	44.84	-	-	74	-29.16	292	248	V
			* 3926.82	45.32	ADR	33.4	-45.72	0	33	54	-21	-	-	292	248	V
			12873.481	53.27	PK-U	39	-38.38	0	53.89	-	-	88.2	-34.31	349	298	H
			12876.484	41.41	ADR	39.1	-38.36	0	42.15	68.2	-26.05	-	-	349	298	H
			12905.756	41.91	ADR	39	-38.83	0	42.08	68.2	-26.12	-	-	317	130	V
			12907.578	53.18	PK-U	39	-38.67	0	53.51	-	-	88.2	-34.69	317	130	V
	6525 (Straddle) (106+26T-Index85)	6 + 5	1874.582	49.15	ADR	31	-48.38	0	31.77	68.2	-36.43	-	-	36	399	H
			1874.704	66.67	PK-U	31	-48.38	0	49.29	-	-	88.2	-38.91	36	399	H
			1874.322	49.77	ADR	31	-48.38	0	32.39	68.2	-35.81	-	-	36	210	V
			1874.805	66.21	PK-U	31	-48.38	0	48.83	-	-	88.2	-39.37	36	210	V
			2407.829	47.32	ADR	33.4	-48.64	0	32.08	68.2	-36.12	-	-	36	211	H
			2409.206	59.8	PK-U	33.4	-48.66	0	44.54	-	-	88.2	-43.66	36	211	H
			2412.198	59.17	PK-U	33.4	-48.7	0	43.87	-	-	88.2	-44.33	36	210	V
			2415.447	46.99	ADR	33.4	-48.72	0	31.67	68.2	-36.53	-	-	36	210	V
			* 11984.746	42.58	ADR	38.8	-39.98	0	41.4	54	-12.6	-	-	66	284	H
			* 11984.822	53.84	PK-U	38.8	-39.98	0	52.66	-	-	74	-21.34	66	284	H
			* 11884.903	53.65	PK-U	38.7	-39.89	0	52.46	-	-	74	-21.54	200	101	V
			* 11885.649	41.72	ADR	38.7	-39.84	0	40.58	54	-13.42	-	-	200	101	V

* - indicates frequency in CFR47 Pt 15 / IC RSS-Restricted Band
Pk - Peak detector
RMS - RMS detection

UL VERIFICATION SERVICES
47173 Benicia Street, Fremont, CA 94538; USA TEL:(510) 319-4000 FAX:(510) 661-0888
This report shall not be reproduced except in full, without the written approval of UL VERIFICATION SERVICES

HARMONICS AND SPURIOUS EMISSIONS (LOW CHANNEL / 6445MHz)

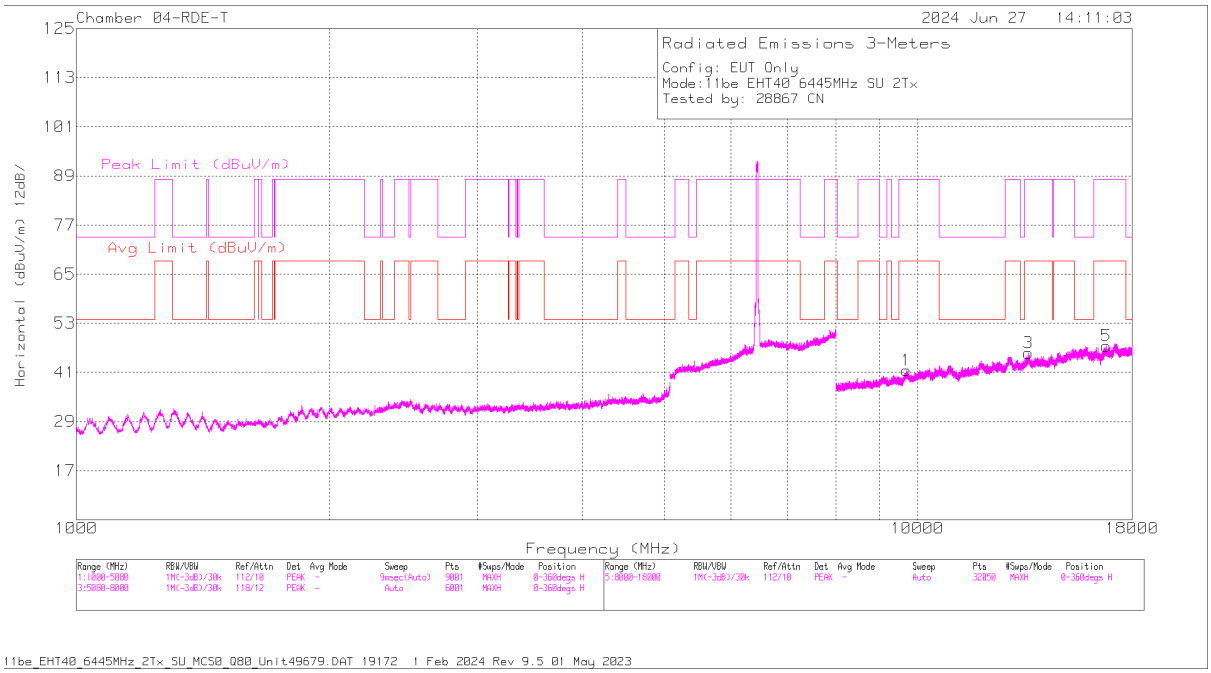

HORIZONTAL

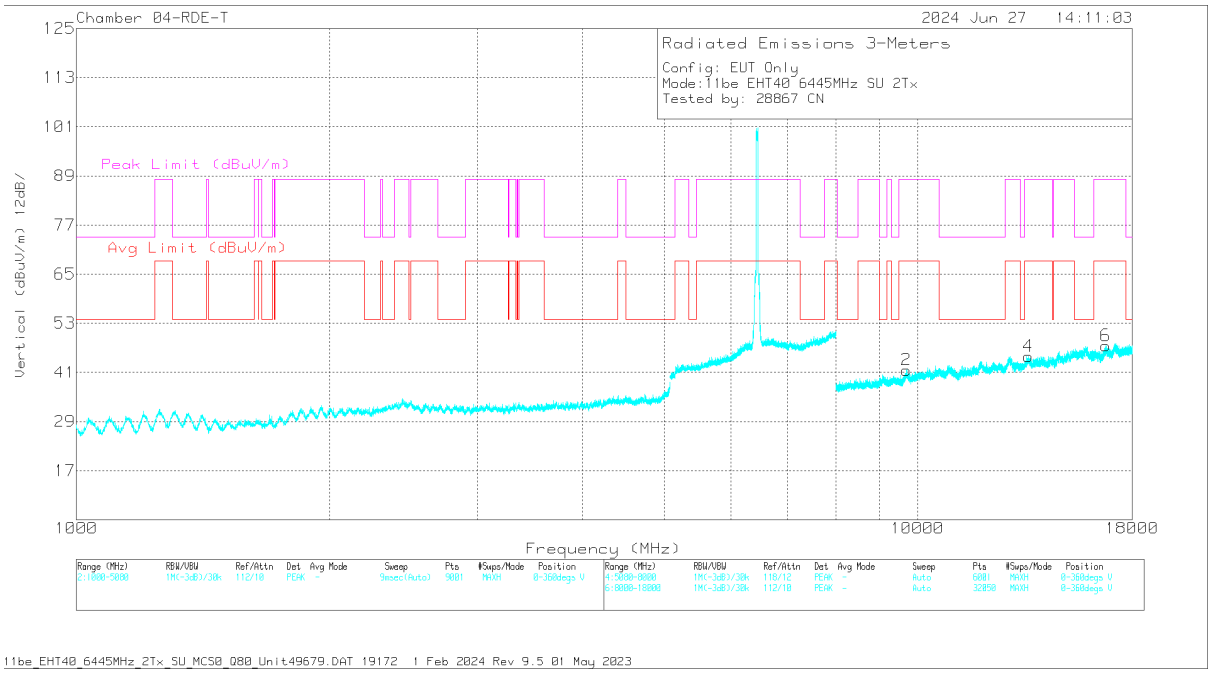

VERTICAL

UL VERIFICATION SERVICES
47173 Benicia Street, Fremont, CA 94538; USA TEL:(510) 319-4000 FAX:(510) 661-0888
This report shall not be reproduced except in full, without the written approval of UL VERIFICATION SERVICES

RADIATED EMISSIONS

Marker	Frequency (MHz)	Meter Reading (dBuV)	Det	80430 3m ACF (dB/m)	8 GHz HPF (dB)	Gain/Loss (dB)	DCCF	Corrected Reading (dBuV/m)	Avg Limit (dBuV/m)	Margin (dB)	Peak Limit (dBuV/m)	PK Margin (dB)	Azimuth (Degs)	Height (cm)	Polarity
1	9701.514	55.02	PK-U	36.9	.7	-42.04	0	50.58	-	-	88.2	-37.62	351	203	H
1	9703.854	43.24	ADR	36.9	.7	-41.83	0	39.01	68.2	-29.19	-	-	351	203	H
2	9704.786	55.86	PK-U	36.9	.7	-41.79	0	51.67	-	-	88.2	-36.53	356	198	V
2	9706.519	43.45	ADR	36.9	.7	-41.76	0	39.29	68.2	-28.91	-	-	356	198	V
3	13551.855	54.33	PK-U	39.4	.9	-39.82	0	54.81	-	-	88.2	-33.39	307	120	H
4	13553.202	42.65	ADR	39.4	.9	-39.94	0	43.01	68.2	-25.19	-	-	344	186	V
4	13553.366	54.58	PK-U	39.4	.9	-39.93	0	54.95	-	-	88.2	-33.25	344	186	V
3	13553.571	42.91	ADR	39.4	.9	-39.92	0	43.29	68.2	-24.91	-	-	307	120	H
6	16745.831	41.12	ADR	41.5	.6	-39.63	0	43.59	68.2	-24.61	-	-	344	173	V
6	16745.975	52.32	PK-U	41.5	.6	-39.6	0	54.82	-	-	88.2	-33.38	344	173	V
5	16767.713	41.62	ADR	41.5	.5	-39.76	0	43.86	68.2	-24.34	-	-	349	198	H
5	16768.119	53.23	PK-U	41.5	.5	-39.8	0	55.43	-	-	88.2	-32.77	349	198	H

PK-U - U-NII: Maximum Peak
ADR - U-NII AD primary method, RMS average

UL VERIFICATION SERVICES
47173 Benicia Street, Fremont, CA 94538; USA TEL:(510) 319-4000 FAX:(510) 661-0888
This report shall not be reproduced except in full, without the written approval of UL VERIFICATION SERVICES

80MHz

UNII-6 (MIMO CDD)	Channel Frequency (MHz)	Ant. #	Frequency (GHz)	Meter Reading (dBuV)	Det	AF (dB/m)	Amp/Cbl/ Fltr/Pad (dB)	DCCF (dB)	Correct Reading (dBuV/m)	Avg Limit (dBuV/m)	Avg Margin (dB)	Pk Limit (dBuV/m)	Pk Margin (dB)	Azimuth (Degs)	Height (cm)	Polarity
11be (SU Mode / Highest Power)	6465	6 + 5	9690.588	54.95	PK-U	36.9	-41.21	0	50.64	-	-	88.2	-37.56	165	230	V
			9692.22	43.24	ADR	36.9	-41.17	0	38.97	68.2	-29.23	-	-	166	229	V
			9693.558	54.49	PK-U	36.9	-41.2	0	50.19	-	-	88.2	-38.01	35	172	H
			9694.375	43.36	ADR	36.9	-41.25	0	39.01	68.2	-29.19	-	-	35	171	H
			12859.805	41.45	ADR	39	-38.49	0	41.96	68.2	-26.24	-	-	111	186	H
			12860.892	52.58	PK-U	39	-38.54	0	53.04	-	-	88.2	-35.16	110	187	H
			12865.931	40.94	ADR	39	-38.38	0	41.56	68.2	-26.64	-	-	210	178	V
			12866.121	53.48	PK-U	39	-38.37	0	54.11	-	-	88.2	-34.09	210	178	V
			17147.018	40.99	ADR	41.8	-38.17	0	44.62	68.2	-23.58	-	-	111	200	H
			17147.919	52.61	PK-U	41.8	-38.16	0	56.25	-	-	88.2	-31.95	110	201	H
			17154.015	40.91	ADR	41.8	-37.97	0	44.74	68.2	-23.46	-	-	195	219	V
			17154.146	52.7	PK-U	41.8	-37.97	0	56.53	-	-	88.2	-31.67	195	220	V
11be (Partial RU Mode / Highest PSD)	6465 (52T-37)	6 + 5	2415.908	46.8	ADR	33.4	-48.75	0	31.45	68.2	-36.75	-	-	117	135	H
			2416.767	48.01	ADR	33.4	-48.67	0	32.74	68.2	-35.46	-	-	173	159	V
			2416.823	63.72	PK-U	33.4	-48.66	0	48.46	-	-	88.2	-39.74	173	159	V
			2417.148	63.02	PK-U	33.4	-48.65	0	47.77	-	-	88.2	-40.43	117	135	H
			5822.443	29.7	ADR	35.1	-23.04	0	41.76	68.2	-26.44	-	-	107	208	H
			5822.469	41.18	PK-U	35.1	-23.04	0	53.24	-	-	88.2	-34.96	107	208	H
			5828.87	51.14	PK-U	35.2	-23.06	0	63.28	-	-	88.2	-24.92	25	123	V
			5828.888	30.85	ADR	35.2	-23.06	0	42.99	68.2	-25.21	-	-	25	123	V
			6081.654	29.95	ADR	36	-23.05	0	42.9	68.2	-25.3	-	-	249	185	H
			6082.1	31.56	ADR	36	-23.05	0	44.51	68.2	-23.69	-	-	11	148	V
			6083.706	41.46	PK-U	36	-23.02	0	54.44	-	-	88.2	-33.76	249	185	H
			6084.864	54.27	PK-U	36	-23.02	0	67.25	-	-	88.2	-20.95	11	148	V

* - indicates frequency in CFR47 Pt 15 / IC RSS-Restricted Band
Pk - Peak detector
RMS - RMS detection

UL VERIFICATION SERVICES
47173 Benicia Street, Fremont, CA 94538; USA TEL:(510) 319-4000 FAX:(510) 661-0888
This report shall not be reproduced except in full, without the written approval of UL VERIFICATION SERVICES

HARMONICS AND SPURIOUS EMISSIONS (MID CHANNEL / 6465MHz)

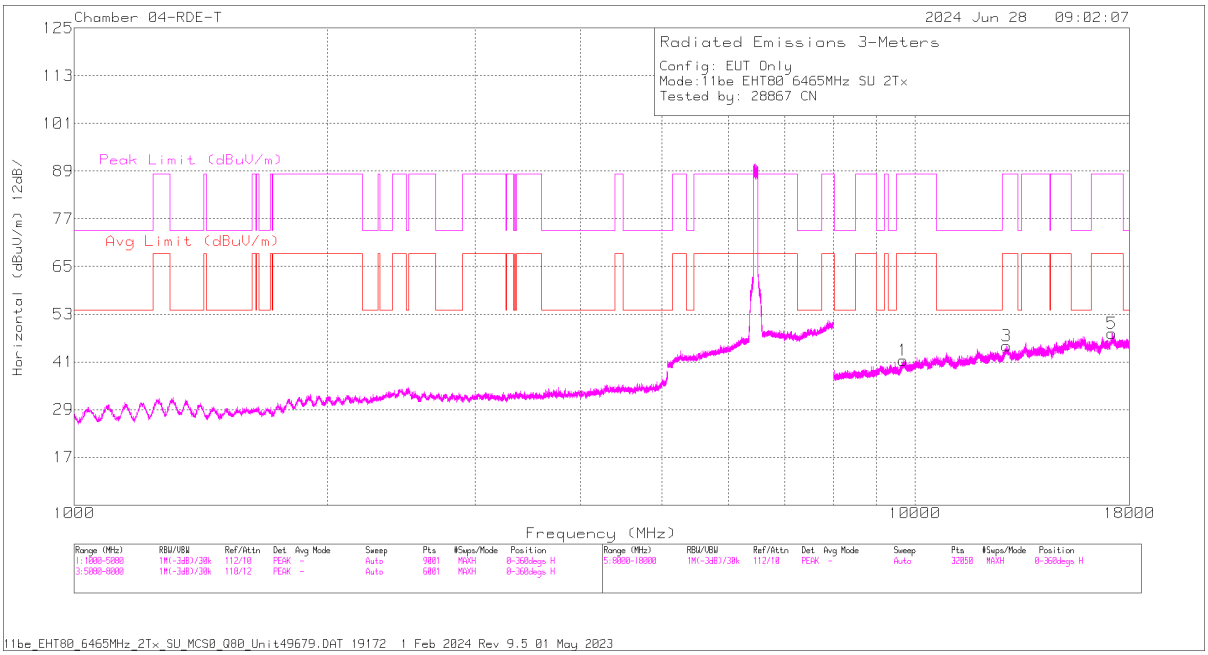

HORIZONTAL

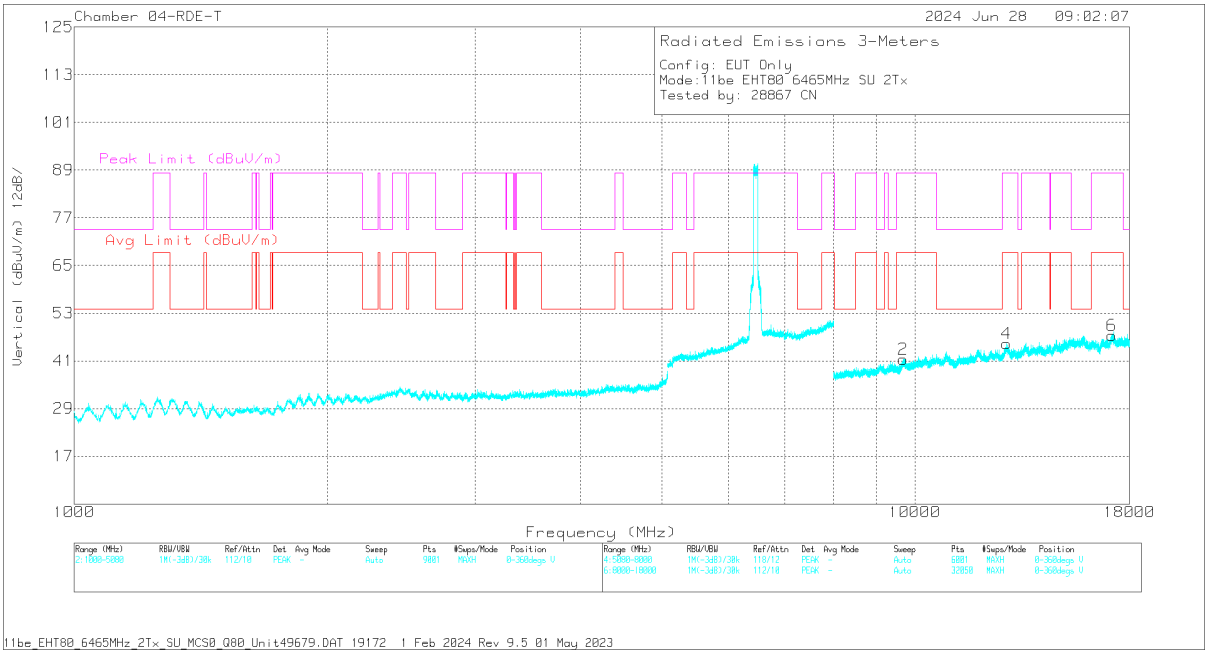

VERTICAL

UL VERIFICATION SERVICES
47173 Benicia Street, Fremont, CA 94538; USA TEL:(510) 319-4000 FAX:(510) 661-0888
This report shall not be reproduced except in full, without the written approval of UL VERIFICATION SERVICES

RADIATED EMISSIONS

Marker	Frequency (MHz)	Meter Reading (dBuV)	Det	80430 3m ACF (dB/m)	8 GHz HPF (dB)	Gain/Loss (dB)	DCCF	Corrected Reading (dBuV/m)	Avg Limit (dBuV/m)	Margin (dB)	Peak Limit (dBuV/m)	PK Margin (dB)	Azimuth (Degs)	Height (cm)	Polarity
2	9690.588	54.95	PK-U	36.9	.7	-41.91	0	50.64	-	-	88.2	-37.56	165	230	V
2	9692.22	43.24	ADR	36.9	.7	-41.87	0	38.97	68.2	-29.23	-	-	166	229	V
1	9693.558	54.49	PK-U	36.9	.7	-41.9	0	50.19	-	-	88.2	-38.01	35	172	H
1	9694.375	43.36	ADR	36.9	.7	-41.95	0	39.01	68.2	-29.19	-	-	35	171	H
3	12859.805	41.45	ADR	39	.9	-39.39	0	41.96	68.2	-26.24	-	-	111	186	H
3	12860.892	52.58	PK-U	39	.9	-39.44	0	53.04	-	-	88.2	-35.16	110	187	H
4	12865.931	40.94	ADR	39	.9	-39.28	0	41.56	68.2	-26.64	-	-	210	178	V
4	12866.121	53.48	PK-U	39	.9	-39.27	0	54.11	-	-	88.2	-34.09	210	178	V
5	17147.018	40.99	ADR	41.8	.5	-38.67	0	44.62	68.2	-23.58	-	-	111	200	H
5	17147.919	52.61	PK-U	41.8	.5	-38.66	0	56.25	-	-	88.2	-31.95	110	201	H
6	17154.015	40.91	ADR	41.8	.5	-38.47	0	44.74	68.2	-23.46	-	-	195	219	V
6	17154.146	52.7	PK-U	41.8	.5	-38.47	0	56.53	-	-	88.2	-31.67	195	220	V

PK-U - U-NII: Maximum Peak
ADR - U-NII AD primary method, RMS average

UL VERIFICATION SERVICES
47173 Benicia Street, Fremont, CA 94538; USA TEL:(510) 319-4000 FAX:(510) 661-0888
This report shall not be reproduced except in full, without the written approval of UL VERIFICATION SERVICES

160MHz

UNII-6 (MIMO CDD)	Channel Frequency (MHz)	Ant. #	Frequency (GHz)	Meter Reading (dBuV)	Det	80707 ACF (dB/m)	DCCF (dB)	Gain/Loss (dB)	Correct Reading (dBuV/m)	Avg Limit (dBuV/m)	Avg Margin (dB)	Pk Limit (dBuV/m)	Pk Margin (dB)	Azimuth (Degs)	Height (cm)	Polarity
11be (SU Mode / Highest Power)	6505	6 + 5	* 1154.954	59.7	PK-U	28.8	0	-48.12	40.38	-	-	74	-33.62	243	190	H
			* 1155.135	48.01	ADR	28.8	0.18	-48.14	28.85	54	-25.15	-	-	243	190	H
			* 1151.306	59.79	PK-U	28.7	0	-48.25	40.24	-	-	74	-33.76	99	303	V
			* 1148.843	48.13	ADR	28.7	0.18	-48.31	28.7	54	-25.3	-	-	99	303	V
			* 11370.81	53.42	PK-U	37.8	0	-40.63	50.59	-	-	74	-23.41	250	112	H
			* 11369.62	42.09	ADR	37.8	0.18	-40.58	39.49	54	-14.51	-	-	250	112	H
			* 11349.822	53.24	PK-U	38.5	0	-40.9	50.84	-	-	74	-23.16	322	125	V
			* 11350.23	41.89	ADR	38.5	0.18	-40.87	39.7	54	-14.3	-	-	322	125	V
			* 8439.66	54.45	PK-U	35.9	0	-42.22	48.13	-	-	74	-25.87	175	294	V
			* 8436.878	43.21	ADR	35.9	0.18	-42.24	37.05	54	-16.95	-	-	175	294	V
			* 8466.561	54.7	PK-U	35.9	0	-41.77	48.83	-	-	74	-25.17	37	212	H
			* 8467.57	43.2	ADR	35.9	0.18	-41.8	37.48	54	-16.52	-	-	37	212	H
11be (Partial RU Mode / Highest PSD)	6505 (484T Index 65)	6 + 5	* 15960.708	54.77	PK-U	41.6	0	-40.05	56.32	-	-	74	-17.68	13	215	H
			* 15959.599	42.93	ADR	41.6	0	-40.08	44.45	54	-9.55	-	-	13	215	H
			* 15962.04	54.18	PK-U	41.5	0	-40.08	55.6	-	-	74	-18.4	202	188	V
			* 15958.647	43.15	ADR	41.6	0	-40.14	44.61	54	-9.39	-	-	202	188	V
			12849.512	41.23	ADR	39.9	0	-39.73	41.4	68.2	-26.8	-	-	315	131	V
			12849.918	41.46	ADR	39.9	0	-39.74	41.62	68.2	-26.58	-	-	106	228	H
			12850.66	53.21	PK-U	39.9	0	-39.67	53.44	-	-	88.2	-34.76	106	228	H
			12851.141	53.01	PK-U	39.9	0	-39.65	53.26	-	-	88.2	-34.94	315	131	V
			13934.689	54.35	PK-U	40.2	0	-41.35	53.2	-	-	88.2	-35	18	138	V
			13934.837	43.08	ADR	40.2	0	-41.33	41.95	68.2	-26.25	-	-	288	242	H
			13934.889	42.81	ADR	40.2	0	-41.32	41.69	68.2	-26.51	-	-	18	138	V
			13935.377	54.9	PK-U	40.2	0	-41.24	53.86	-	-	88.2	-34.34	288	242	H

* - indicates frequency in CFR47 Pt 15 / IC RSS-Restricted Band
Pk - Peak detector
RMS - RMS detection

UL VERIFICATION SERVICES
47173 Benicia Street, Fremont, CA 94538; USA TEL:(510) 319-4000 FAX:(510) 661-0888
This report shall not be reproduced except in full, without the written approval of UL VERIFICATION SERVICES

HARMONICS AND SPURIOUS EMISSIONS (LOW CHANNEL / 6505MHz)

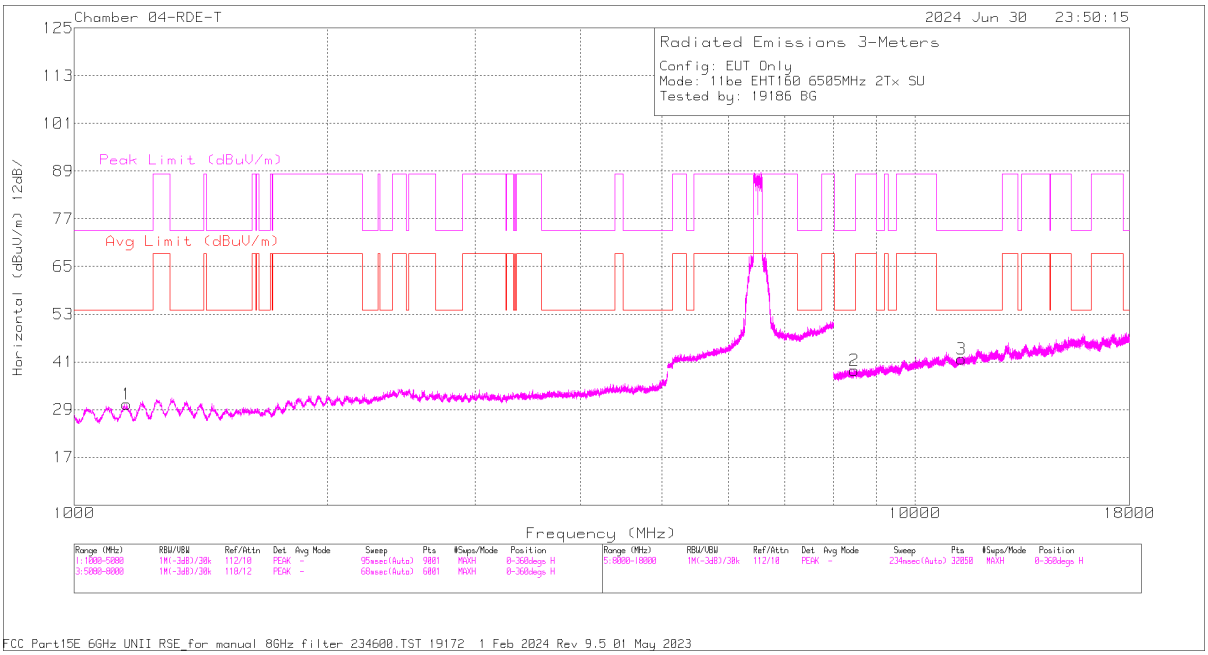

HORIZONTAL

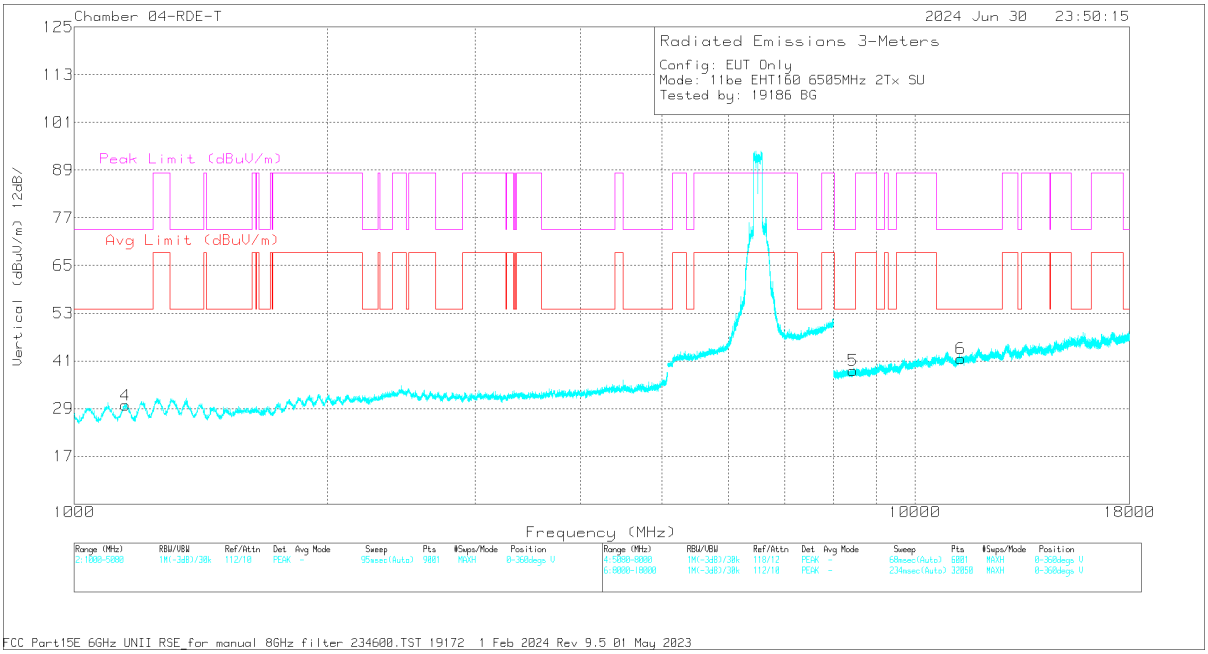

VERTICAL

UL VERIFICATION SERVICES
47173 Benicia Street, Fremont, CA 94538; USA TEL:(510) 319-4000 FAX:(510) 661-0888

This report shall not be reproduced except in full, without the written approval of UL VERIFICATION SERVICES

RADIATED EMISSIONS

Marker	Frequency (MHz)	Meter Reading (dBuV)	Det	80430 3m ACF (dB/m)	DCCF (dB)	Gain/Loss (dB)	Corrected Reading (dBuV/m)	Avg Limit (dBuV/m)	Margin (dB)	Peak Limit (dBuV/m)	PK Margin (dB)	Azimuth (Degs)	Height (cm)	Polarity
1	* 1154.954	59.7	PK-U	28.8	0	-48.12	40.38	-	-	74	-33.62	243	190	H
	* 1155.135	48.01	ADR	28.8	0.18	-48.14	28.85	54	-25.15	-	-	243	190	H
4	* 1151.306	59.79	PK-U	28.7	0	-48.25	40.24	-	-	74	-33.76	99	303	V
	* 1148.843	48.13	ADR	28.7	0.18	-48.31	28.7	54	-25.3	-	-	99	303	V

Marker	Frequency (MHz)	Meter Reading (dBuV)	Det	80430 3m ACF (dB/m)	DCCF (dB)	Gain/Loss (dB)	Corrected Reading (dBuV/m)	Avg Limit (dBuV/m)	Margin (dB)	Peak Limit (dBuV/m)	PK Margin (dB)	Azimuth (Degs)	Height (cm)	Polarity
3	* 11370.81	53.42	PK-U	37.8	0	-40.63	50.59	-	-	74	-23.41	250	112	H
	* 11369.62	42.09	ADR	37.8	0.18	-40.58	39.49	54	-14.51	-	-	250	112	H
6	* 11349.822	53.24	PK-U	38.5	0	-40.9	50.84	-	-	74	-23.16	322	125	V
	* 11350.23	41.89	ADR	38.5	0.18	-40.87	39.7	54	-14.3	-	-	322	125	V
5	* 8439.66	54.45	PK-U	35.9	0	-42.22	48.13	-	-	74	-25.87	175	294	V
	* 8436.878	43.21	ADR	35.9	0.18	-42.24	37.05	54	-16.95	-	-	175	294	V
2	* 8466.561	54.7	PK-U	35.9	0	-41.77	48.83	-	-	74	-25.17	37	212	H
	* 8467.57	43.2	ADR	35.9	0.18	-41.8	37.48	54	-16.52	-	-	37	212	H

* - indicates frequency in CFR47 Pt 15 / IC RSS-Restricted Band
PK-U - U-NII: Maximum Peak
ADR - U-NII AD primary method, RMS average

UL VERIFICATION SERVICES
47173 Benicia Street, Fremont, CA 94538; USA TEL:(510) 319-4000 FAX:(510) 661-0888
This report shall not be reproduced except in full, without the written approval of UL VERIFICATION SERVICES

1.1.7. 802.11be MIMO MODE IN UNII-7 BAND – SPURIOUS EMISSIONS

20MHz

UNII-7 (MIMO CDD)	Channel Frequency (MHz)	Ant. #	Frequency (GHz)	Meter Reading (dBuV)	Det	AF (dB/m)	Amp/Cbl/ Fltr/Pad (dB)	DCCF (dB)	Correct Reading (dBuV/m)	Avg Limit (dBuV/m)	Avg Margin (dB)	Pk Limit (dBuV/m)	Pk Margin (dB)	Azimuth (Degs)	Height (cm)	Polarity
11be (SU Mode / Highest Power)	6535	6 + 5	2029.695	49.78	ADR	31.7	-48.63	0	32.85	68.2	-35.35	-	-	60	371	V
			2030.739	61.41	PK-U	31.7	-48.68	0	44.43	-	-	88.2	-43.77	60	371	V
			2031.856	49.79	ADR	31.7	-48.72	0	32.77	68.2	-35.43	-	-	70	232	H
			2033.988	61.23	PK-U	31.7	-48.61	0	44.32	-	-	88.2	-43.88	70	232	H
			3448.835	41.34	ADR	33	-45.3	0	29.04	68.2	-39.16	-	-	199	267	V
			3450.889	53.19	PK-U	33	-45.25	0	40.94	-	-	88.2	-47.26	199	267	V
			3467.365	53.59	PK-U	33	-45.52	0	41.07	-	-	88.2	-47.13	298	191	H
			3468.34	42.04	ADR	33	-45.47	0	29.57	68.2	-38.63	-	-	298	191	H
			* 10999.222	54.27	PK-U	37.8	-40.62	0	51.45	-	-	74	-22.55	235	377	H
			* 11001.049	42.74	ADR	37.8	-40.63	0	39.91	54	-14.09	-	-	235	377	H
			* 11017.858	42.73	ADR	37.8	-40.48	0	40.05	54	-13.95	-	-	310	248	H
			* 11018.344	54.3	PK-U	37.8	-40.51	0	51.59	-	-	74	-22.41	310	248	H
	6715	6 + 5	* 3746.023	56.12	PK-U	33.3	-45.41	0	44.01	-	-	74	-29.99	160	334	H
			* 3745.706	44.62	ADR	33.3	-45.43	0	32.49	54	-21.51	-	-	160	334	H
			* 3758.232	55.14	PK-U	33.3	-45.64	0	42.8	-	-	74	-31.2	348	336	V
			* 3758.076	43.66	ADR	33.3	-45.64	0	31.32	54	-22.68	-	-	348	336	V
			1904.88	61.74	PK-U	31.2	-48.5	0	44.44	-	-	88.2	-43.76	15	329	V
			1905.136	49.95	ADR	31.2	-48.49	0	32.66	68.2	-35.54	-	-	15	329	V
			1917.555	49.81	ADR	31.3	-48.47	0	32.64	68.2	-35.56	-	-	319	293	H
			1920.287	61	PK-U	31.3	-48.32	0	43.98	-	-	88.2	-44.22	319	293	H
			* 11128.263	42.77	ADR	37.7	-40.96	0	39.51	54	-14.49	-	-	22	103	H
			* 11128.419	54.66	PK-U	37.7	-40.97	0	51.39	-	-	74	-22.61	22	103	H
			* 11151.25	42.77	ADR	37.7	-41.26	0	39.21	54	-14.79	-	-	329	114	V
			* 11152.374	54.93	PK-U	37.7	-41.28	0	51.35	-	-	74	-22.65	329	114	V
	6875 (Straddle)	6 + 5	1767.588	57.69	PK-U	29.8	-48.42	0	39.07	-	-	88.2	-49.13	155	241	V
			1768.539	46.25	ADR	29.8	-48.44	0	27.61	68.2	-40.59	-	-	155	241	V
			1771.926	57.89	PK-U	29.9	-48.62	0	39.17	-	-	88.2	-49.03	52	228	H
			1771.982	46.3	ADR	29.9	-48.62	0	27.58	68.2	-40.62	-	-	52	228	H
			3314.571	56.21	PK-U	32.8	-45.61	0	43.4	-	-	88.2	-44.8	24	277	V
			3314.814	44.05	ADR	32.8	-45.64	0	31.21	68.2	-36.99	-	-	24	277	V
			3322.379	56.03	PK-U	32.9	-45.51	0	43.42	-	-	88.2	-44.78	96	387	H
			3325.619	44.15	ADR	32.9	-45.44	0	31.61	68.2	-36.59	-	-	96	387	H
			* 10833.382	54.89	PK-U	37.9	-40.89	0	51.9	-	-	74	-22.1	217	264	264
			* 10835.272	43.49	ADR	37.9	-40.85	0	40.54	54	-13.46	-	-	217	264	264
			* 10845.088	55.34	PK-U	37.9	-40.72	0	52.52	-	-	74	-21.48	98	287	287
			* 10845.511	43.41	ADR	37.9	-40.75	0	40.56	54	-13.44	-	-	98	287	287
11be (Partial RU Mode / Highest PSD)	6535 (26T-Index 0)	6 + 5	* 1258.094	57.89	PK-U	29.6	-48.48	0	39.01	-	-	88.2	-49.19	121	198	H
			* 1255.632	46.33	ADR	29.6	-48.34	0	27.59	68.2	-40.61	-	-	121	198	H
			* 1490.836	55.91	PK-U	28.4	-48.04	0	36.27	-	-	74	-37.73	176	162	H
			* 1490.806	44.18	ADR	28.4	-48.04	0	24.54	54	-29.46	-	-	176	162	H
			* 1491.438	56.16	PK-U	28.4	-48.05	0	36.51	-	-	74	-37.49	354	219	H
			* 1491.064	44.34	ADR	28.4	-48.03	0	24.71	54	-29.29	-	-	354	219	H
			* 1254.711	57.96	PK-U	29.6	-48.35	0	39.21	-	-	88.2	-48.99	230	191	V
			* 1254.309	46.58	ADR	29.6	-48.35	0	27.83	68.2	-40.37	-	-	230	191	V
			* 11869.096	41.51	ADR	38.6	-39.85	0	40.26	54	-13.74	-	-	247	130	H
			* 11869.188	41.39	ADR	38.6	-39.84	0	40.15	54	-13.85	-	-	102	110	H
			* 11869.716	52.86	PK-U	38.6	-39.83	0	51.63	-	-	74	-22.37	102	110	H
			* 11872.328	53.44	PK-U	38.6	-39.75	0	52.29	-	-	74	-21.71	247	130	H
	6715 (26T-Index 0)	6 + 5	* 1303.292	59.54	PK-U	29.6	-48.17	0	40.97	-	-	74	-33.03	88	194	H
			* 1304.292	47.06	ADR	29.6	-48.19	0	28.47	54	-25.53	-	-	88	194	H
			* 1303.327	58.34	PK-U	29.6	-48.17	0	39.77	-	-	74	-34.23	133	180	V
			* 1304.908	47.15	ADR	29.6	-48.24	0	28.51	54	-25.49	-	-	133	180	V
			9704.835	55.13	PK-U	36.9	-41.08	0	50.95	-	-	88.2	-37.25	204	313	H
			9707.341	43.51	ADR	36.9	-41.05	0	39.36	68.2	-28.84	-	-	204	313	H
			9729.426	54.94	PK-U	37	-41.31	0	50.63	-	-	88.2	-37.57	293	258	V
			9729.927	43.35	ADR	37	-41.4	0	38.95	68.2	-29.25	-	-	293	258	V
			12900.102	41.55	ADR	39	-38.92	0	41.63	68.2	-26.57	-	-	334	109	V
			12901.333	52.84	PK-U	39	-38.87	0	52.97	-	-	88.2	-35.23	334	109	V
			12985.728	53.58	PK-U	39	-39.56	0	53.02	-	-	88.2	-35.18	185	111	V
			12986.354	42.25	ADR	39	-39.55	0	41.7	68.2	-26.5	-	-	185	111	V
	6875 (Straddle) (26T-Index 8)	6 + 5	1804.613	59.73	PK-U	30.3	-48.55	0	41.48	-	-	88.2	-46.72	96	148	H
			1805.695	48.26	ADR	30.3	-48.56	0	30	68.2	-38.2	-	-	96	148	H
			1809.673	59.52	PK-U	30.4	-48.53	0	41.39	-	-	88.2	-46.81	18	130	V
			1809.703	47.89	ADR	30.4	-48.53	0	29.76	68.2	-38.44	-	-	18	130	V
			2409.084	59.36	PK-U	33.4	-48.67	0	44.09	-	-	88.2	-44.11	139	252	V
			2410.747	47.35	ADR	33.4	-48.56	0	32.19	68.2	-36.01	-	-	139	252	V
			2417.127	59.62	PK-U	33.4	-48.65	0	44.37	-	-	88.2	-43.83	68	276	H
			2419.637	47.14	ADR	33.5	-48.8	0	31.84	68.2	-36.36	-	-	68	276	H
			* 10870.986	42.72	ADR	37.9	-40.6	0	40.02	54	-13.98	-	-	212	277	H
			* 10872.413	54.09	PK-U	37.9	-40.54	0	51.45	-	-	74	-22.55	212	277	H
			* 10977.584	53.86	PK-U	37.8	-40.76	0	50.9	-	-	74	-23.1	167	130	H
			* 10978.23	42.5	ADR	37.8	-40.79	0	39.51	54	-14.49	-	-	167	130	H

* - indicates frequency in CFR47 Pt 15 / IC RSS-Restricted Band
Pk - Peak detector
RMS - RMS detection

UL VERIFICATION SERVICES
47173 Benicia Street, Fremont, CA 94538; USA TEL:(510) 319-4000 FAX:(510) 661-0888
This report shall not be reproduced except in full, without the written approval of UL VERIFICATION SERVICES

HARMONICS AND SPURIOUS EMISSIONS (LOW CHANNEL / 6535MHz)

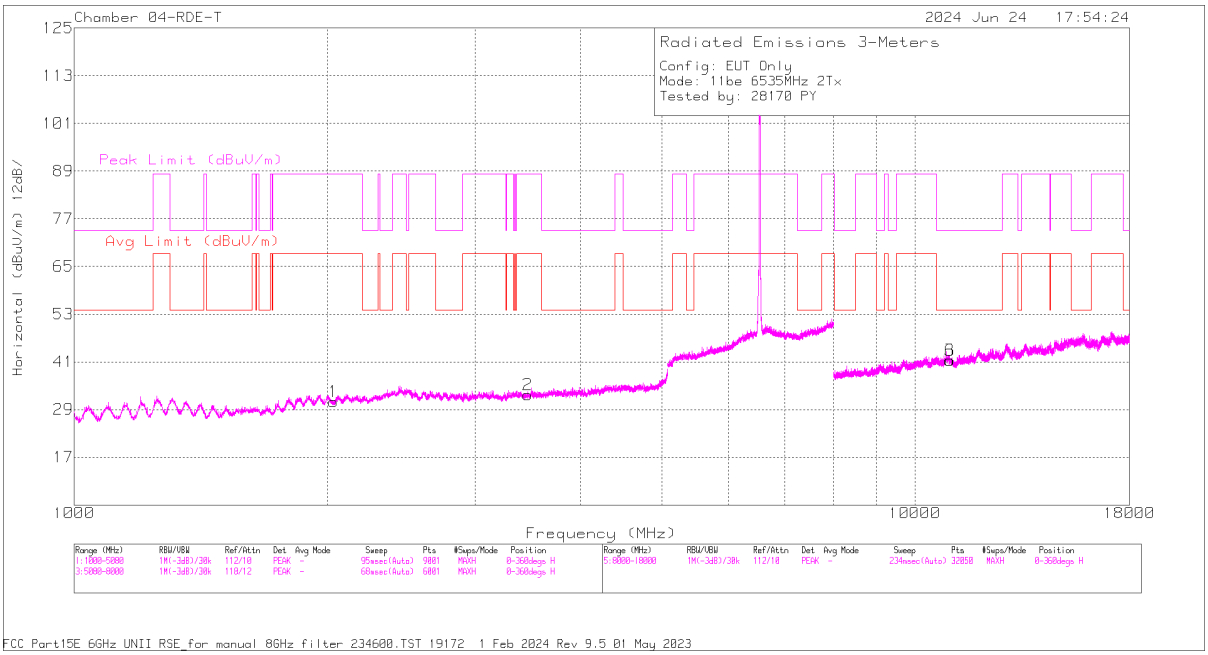

HORIZONTAL

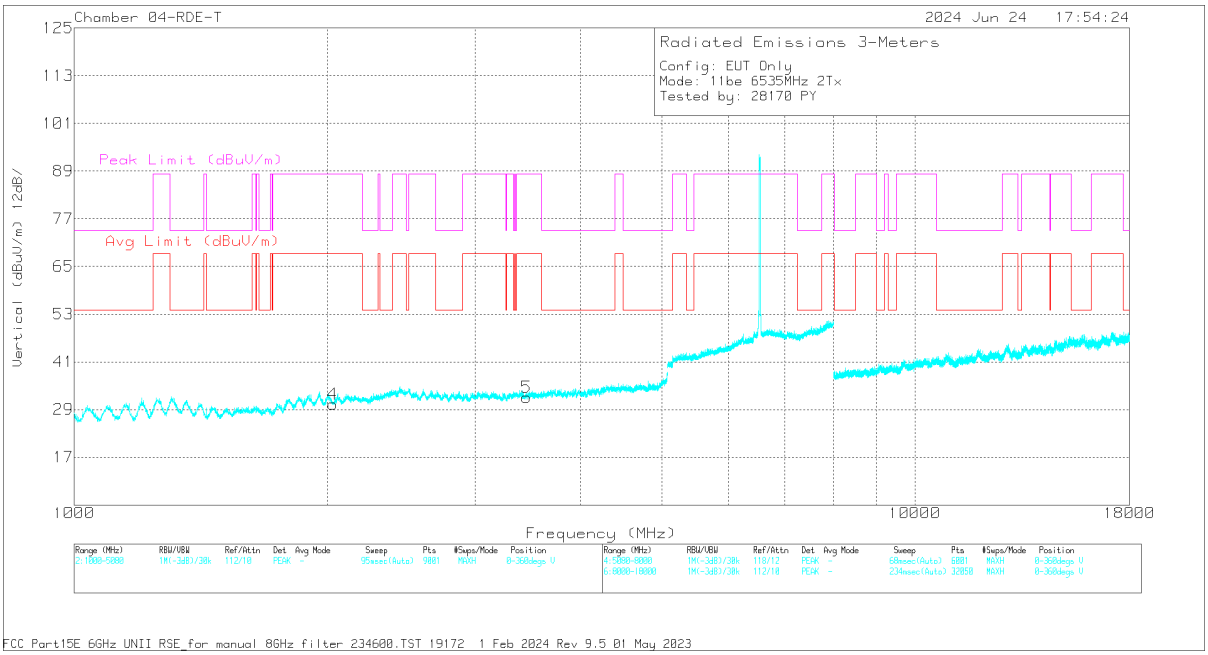

VERTICAL

UL VERIFICATION SERVICES
47173 Benicia Street, Fremont, CA 94538; USA TEL:(510) 319-4000 FAX:(510) 661-0888
This report shall not be reproduced except in full, without the written approval of UL VERIFICATION SERVICES

RADIATED EMISSIONS

Marker	Frequency (MHz)	Meter Reading (dBuV)	Det	80430 3m ACF (dB/m)	Gain/Loss (dB)	DCCF (dB)	Corrected Reading (dBuV/m)	Avg Limit (dBuV/m)	Margin (dB)	Peak Limit (dBuV/m)	PK Margin (dB)	Azimuth (Degs)	Height (cm)	Polarity
4	2029.695	49.78	ADR	31.7	-48.63	0	32.85	68.2	-35.35	-	-	60	371	V
	2030.739	61.41	PK-U	31.7	-48.68	0	44.43	-	-	88.2	-43.77	60	371	V
1	2031.856	49.79	ADR	31.7	-48.72	0	32.77	68.2	-35.43	-	-	70	232	H
	2033.988	61.23	PK-U	31.7	-48.61	0	44.32	-	-	88.2	-43.88	70	232	H
5	3448.835	41.34	ADR	33	-45.3	0	29.04	68.2	-39.16	-	-	199	267	V
	3450.889	53.19	PK-U	33	-45.25	0	40.94	-	-	88.2	-47.26	199	267	V
2	3467.365	53.59	PK-U	33	-45.52	0	41.07	-	-	88.2	-47.13	298	191	H
	3468.34	42.04	ADR	33	-45.47	0	29.57	68.2	-38.63	-	-	298	191	H

Marker	Frequency (MHz)	Meter Reading (dBuV)	Det	80430 3m ACF (dB/m)	8 GHz HPF (dB)	DCCF (dB)	Gain/Loss (dB)	Corrected Reading (dBuV/m)	Avg Limit (dBuV/m)	Margin (dB)	Peak Limit (dBuV/m)	PK Margin (dB)	Azimuth (Degs)	Height (cm)	Polarity
3	* 10999.222	54.27	PK-U	37.8	.8	0	-41.42	51.45	-	-	74	-22.55	235	377	H
	* 11001.049	42.74	ADR	37.8	.8	0	-41.43	39.91	54	-14.09	-	-	235	377	H
6	* 11017.858	42.73	ADR	37.8	.8	0	-41.28	40.05	54	-13.95	-	-	310	248	H
	* 11018.344	54.3	PK-U	37.8	.8	0	-41.31	51.59	-	-	74	-22.41	310	248	H

* - indicates frequency in CFR47 Pt 15 / IC RSS-Restricted Band
PK-U - U-NII: Maximum Peak
ADR - U-NII AD primary method, RMS average

UL VERIFICATION SERVICES
47173 Benicia Street, Fremont, CA 94538; USA TEL:(510) 319-4000 FAX:(510) 661-0888
This report shall not be reproduced except in full, without the written approval of UL VERIFICATION SERVICES

40MHz

UNII-7 (MIMO CDD)	Channel Frequency (MHz)	Ant. #	Frequency (GHz)	Meter Reading (dBuV)	Det	AF (dB/m)	Amp/Cbl/ Fltr/Pad (dB)	DCCF (dB)	Correct Reading (dBuV/m)	Avg Limit (dBuV/m)	Avg Margin (dB)	Pk Limit (dBuV/m)	Pk Margin (dB)	Azimuth (Degs)	Height (cm)	Polarity
11be (SU Mode / Highest Power)	6565	6 + 5	* 1519.384	55.45	PK-U	28.4	-48.09	0	35.76	-	-	74	-38.24	356	198	H
			* 1521.147	43.38	ADR	28.4	-48.16	0	23.62	54	-30.38	-	-	356	198	H
			* 1522.27	55.42	PK-U	28.3	-48.18	0	35.54	-	-	74	-38.46	137	113	V
			* 1523.307	43.73	ADR	28.3	-48.22	0	23.81	54	-30.19	-	-	137	113	V
			3387.953	57.69	PK-U	32.9	-45.72	0	44.87	-	-	88.2	-43.33	137	295	V
			3388.228	45.86	ADR	32.9	-45.73	0	33.03	68.2	-35.17	-	-	260	134	H
			3389.105	57.5	PK-U	32.9	-45.7	0	44.7	-	-	88.2	-43.5	260	134	H
			3390.365	46.12	ADR	32.9	-45.59	0	33.43	68.2	-34.77	-	-	137	295	V
			12992.62	54.11	PK-U	39	-39.69	0	53.42	-	-	88.2	-34.78	212	302	H
			12996.197	42.29	ADR	39	-39.62	0	41.67	68.2	-26.53	-	-	212	302	H
			12996.787	53.87	PK-U	39	-39.69	0	53.18	-	-	88.2	-35.02	274	290	V
			12997.15	42.28	ADR	39	-39.71	0	41.57	68.2	-26.63	-	-	274	290	V
	6685	6 + 5	* 1357.519	59.73	PK-U	29.4	-47.92	0	41.21	-	-	74	-32.79	94	118	H
			* 1359.545	48.37	ADR	29.4	-47.88	0	29.89	54	-24.11	-	-	94	118	H
			* 1360.512	59.71	PK-U	29.4	-47.88	0	41.23	-	-	74	-32.77	138	101	V
			* 1360.344	48.13	ADR	29.4	-47.89	0	29.64	54	-24.36	-	-	138	101	V
			3392.019	44.19	ADR	32.9	-45.54	0	31.55	68.2	-36.65	-	-	138	198	H
			3392.331	55.83	PK-U	32.9	-45.54	0	43.19	-	-	88.2	-45.01	138	198	H
			3396.987	55.41	PK-U	32.9	-45.38	0	42.93	-	-	88.2	-45.27	193	155	V
			3397.65	44.32	ADR	32.9	-45.46	0	31.76	68.2	-36.44	-	-	193	155	V
			13544.01	54.22	PK-U	39.4	-38.94	0	54.68	-	-	88.2	-33.52	281	227	V
			13546.085	42.67	ADR	39.4	-38.91	0	43.16	68.2	-25.04	-	-	243	283	H
			13546.317	54.01	PK-U	39.4	-38.9	0	54.51	-	-	88.2	-33.69	243	283	H
			13547.485	42.51	ADR	39.4	-38.89	0	43.02	68.2	-25.18	-	-	281	227	V
	6845	6 + 5	* 1311.787	59.58	PK-U	29.6	-48.28	0	40.9	-	-	74	-33.1	51	178	H
			* 1311.407	48.49	ADR	29.6	-48.27	0	29.82	54	-24.18	-	-	51	178	H
			* 1313.164	60.2	PK-U	29.6	-48.28	0	41.52	-	-	74	-32.48	172	198	V
			* 1313.13	48.45	ADR	29.6	-48.29	0	29.76	54	-24.24	-	-	172	198	V
			3203.947	43.21	ADR	32.7	-45.6	0	30.31	68.2	-37.89	-	-	259	324	V
			3205.99	42.97	ADR	32.7	-45.56	0	30.11	68.2	-38.09	-	-	101	150	H
			3205.996	54.95	PK-U	32.7	-45.56	0	42.09	-	-	88.2	-46.11	101	150	H
			3207.548	54.59	PK-U	32.7	-45.56	0	41.73	-	-	88.2	-46.47	259	324	V
			12841.241	52.77	PK-U	39	-39.14	0	52.63	-	-	88.2	-35.57	279	360	H
			12842.624	41.18	ADR	39	-39.07	0	41.11	68.2	-27.09	-	-	279	360	H
			12844.958	52.81	PK-U	39	-39	0	52.81	-	-	88.2	-35.39	340	273	V
			12845.374	41.31	ADR	39	-38.97	0	41.34	68.2	-26.86	-	-	340	273	V
11be (Partial RU Mode / Highest PSD)	6565 (106+26T-Index 82)	6 + 5	* 1309.934	59.81	PK-U	29.6	-48.22	0	41.19	-	-	74	-32.81	135	271	H
			* 1310.558	48.44	ADR	29.6	-48.24	0	29.8	54	-24.2	-	-	135	271	H
			* 1309.548	60.17	PK-U	29.6	-48.26	0	41.51	-	-	74	-32.49	182	180	V
			* 1309.482	48.7	ADR	29.6	-48.26	0	30.04	54	-23.96	-	-	182	180	V
			3273.058	56.93	PK-U	32.8	-45.15	0	44.58	-	-	88.2	-43.62	135	128	H
			3275.409	45.35	ADR	32.8	-45.31	0	32.84	68.2	-35.36	-	-	135	128	H
			3280.77	57.51	PK-U	32.8	-45.52	0	44.79	-	-	88.2	-43.41	228	270	V
			3281.313	46.04	ADR	32.8	-45.53	0	33.31	68.2	-34.89	-	-	228	270	V
			* 10724.984	43.42	ADR	38	-41.24	0	40.18	54	-13.82	-	-	90	199	V
			* 10725.09	54.97	PK-U	38	-41.25	0	51.72	-	-	74	-22.28	90	199	V
			* 10794.269	55.03	PK-U	38	-41.51	0	51.52	-	-	74	-22.48	311	251	H
			* 10794.467	43.59	ADR	38	-41.51	0	40.08	54	-13.92	-	-	311	251	H
	6685 (106+26T-Index 82)	6 + 5	* 1259.719	61.27	PK-U	29.6	-48.48	0	42.39	-	-	88.2	-45.81	168	319	H
			* 1257.898	49.26	ADR	29.6	-48.48	0	30.38	68.2	-37.82	-	-	168	319	H
			* 1262.807	60.4	PK-U	29.6	-48.32	0	41.68	-	-	88.2	-46.52	257	203	V
			* 1265.541	48.85	ADR	29.6	-48.26	0	30.19	68.2	-38.01	-	-	257	203	V
			2589.74	58.32	PK-U	33	-48.07	0	43.25	-	-	88.2	-44.95	185	133	H
			2590.408	46.45	ADR	33	-48.12	0	31.33	68.2	-36.87	-	-	185	133	H
			2591.654	58.67	PK-U	32.9	-48.22	0	43.35	-	-	88.2	-44.85	335	247	V
			2591.654	46.66	ADR	32.9	-48.22	0	31.34	68.2	-36.86	-	-	335	247	V
			* 10921.312	54.1	PK-U	37.9	-40.29	0	51.71	-	-	74	-22.29	359	210	H
			* 10922.065	42.23	ADR	37.9	-40.31	0	39.82	54	-14.18	-	-	359	210	H
			* 11032.312	54.03	PK-U	37.8	-40.9	0	50.93	-	-	74	-23.07	168	131	V
			* 11032.687	42.47	ADR	37.8	-40.93	0	39.34	54	-14.66	-	-	168	131	V
	6845 (106+26T-Index 85)	6 + 5	* 1309.411	60.66	PK-U	29.6	-48.27	0	41.99	-	-	74	-32.01	0	101	H
			* 1309.418	48.28	ADR	29.6	-48.27	0	29.61	54	-24.39	-	-	0	101	H
			* 1307.563	60.34	PK-U	29.6	-48.16	0	41.78	-	-	74	-32.22	203	123	V
			* 1309.046	48.11	ADR	29.6	-48.31	0	29.4	54	-24.6	-	-	203	123	V
			* 1307.65	59.31	PK-U	29.6	-48.17	0	40.74	-	-	74	-33.26	83	109	V
			* 1309.324	48.1	ADR	29.6	-48.28	0	29.42	54	-24.58	-	-	83	109	V
			3386.284	58.27	PK-U	32.9	-45.58	0	45.59	-	-	88.2	-42.61	249	141	V
			3386.644	46.36	ADR	32.9	-45.6	0	33.66	68.2	-34.54	-	-	249	141	V
			3389.053	46.24	ADR	32.9	-45.71	0	33.43	68.2	-34.77	-	-	271	198	H
			3390.347	58.2	PK-U	32.9	-45.6	0	45.5	-	-	88.2	-42.7	271	198	H
			* 10630.255	43.33	ADR	38	-41.24	0	40.09	54	-13.91	-	-	81	172	H
			* 10630.632	54.99	PK-U	38	-41.22	0	51.77	-	-	74	-22.23	81	172	H

* - indicates frequency in CFR47 Pt 15 / IC RSS-Restricted Band
Pk - Peak detector
RMS - RMS detection

UL VERIFICATION SERVICES
47173 Benicia Street, Fremont, CA 94538; USA TEL:(510) 319-4000 FAX:(510) 661-0888
This report shall not be reproduced except in full, without the written approval of UL VERIFICATION SERVICES

HARMONICS AND SPURIOUS EMISSIONS (LOW CHANNEL / 6565MHz)

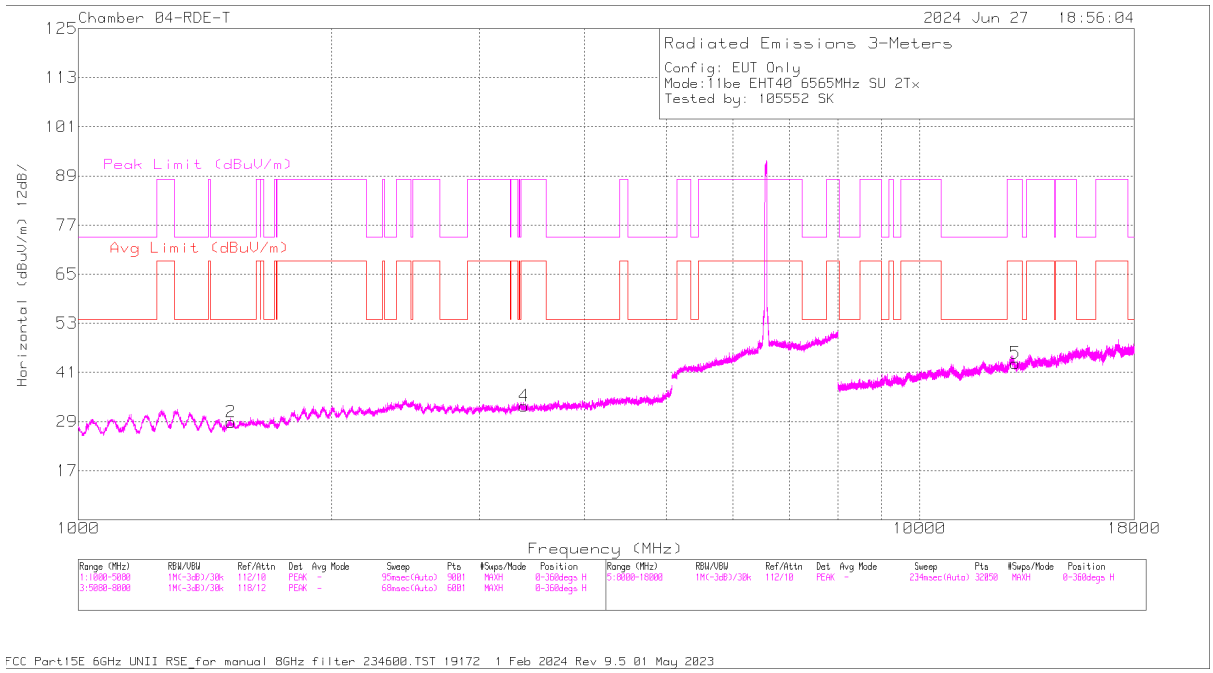

HORIZONTAL

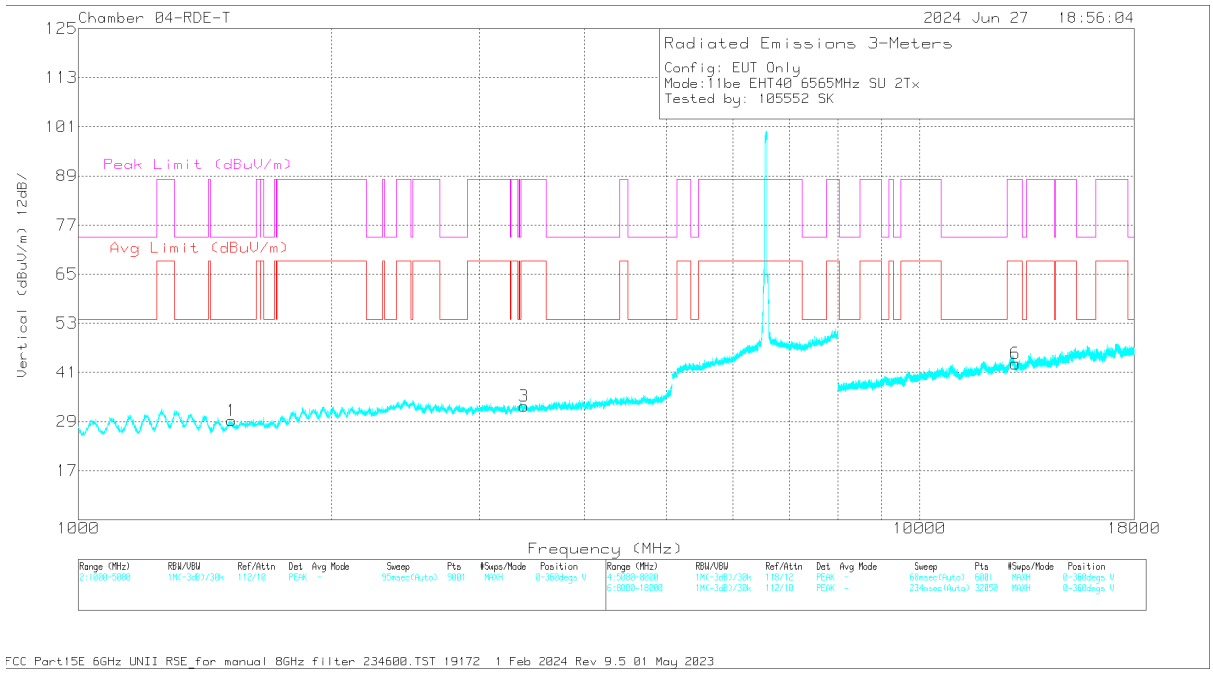

VERTICAL

UL VERIFICATION SERVICES
47173 Benicia Street, Fremont, CA 94538; USA TEL:(510) 319-4000 FAX:(510) 661-0888
This report shall not be reproduced except in full, without the written approval of UL VERIFICATION SERVICES

RADIATED EMISSIONS

Marker	Frequency (MHz)	Meter Reading (dBuV)	Det	80430 3m ACF (dB/m)	DCCF (dB)	Gain/Loss (dB)	Corrected Reading (dBuV/m)	Avg Limit (dBuV/m)	Margin (dB)	Peak Limit (dBuV/m)	PK Margin (dB)	Azimuth (Degs)	Height (cm)	Polarity
2	* 1519.384	55.45	PK-U	28.4	0	-48.09	35.76	-	-	74	-38.24	356	198	H
2	* 1521.147	43.38	ADR	28.4	0	-48.16	23.62	54	-30.38	-	-	356	198	H
1	* 1522.27	55.42	PK-U	28.3	0	-48.18	35.54	-	-	74	-38.46	137	113	V
1	* 1523.307	43.73	ADR	28.3	0	-48.22	23.81	54	-30.19	-	-	137	113	V
3	3387.953	57.69	PK-U	32.9	0	-45.72	44.87	-	-	88.2	-43.33	137	295	V
2	3388.228	45.86	ADR	32.9	0	-45.73	33.03	68.2	-35.17	-	-	260	134	H
2	3389.105	57.5	PK-U	32.9	0	-45.7	44.7	-	-	88.2	-43.5	260	134	H
3	3390.365	46.12	ADR	32.9	0	-45.59	33.43	68.2	-34.77	-	-	137	295	V

Marker	Frequency (MHz)	Meter Reading (dBuV)	Det	80430 3m ACF (dB/m)	8 GHz HPF (dB)	DCCF (dB)	Gain/Loss (dB)	Corrected Reading (dBuV/m)	Avg Limit (dBuV/m)	Margin (dB)	Peak Limit (dBuV/m)	PK Margin (dB)	Azimuth (Degs)	Height (cm)	Polarity
5	12992.62	54.11	PK-U	39	.9	0	-40.59	53.42	-	-	88.2	-34.78	212	302	H
5	12996.197	42.29	ADR	39	.9	0	-40.52	41.67	68.2	-26.53	-	-	212	302	H
6	12996.787	53.87	PK-U	39	.9	0	-40.59	53.18	-	-	88.2	-35.02	274	290	V
6	12997.15	42.28	ADR	39	.9	0	-40.61	41.57	68.2	-26.63	-	-	274	290	V

* - indicates frequency in CFR47 Pt 15 / IC RSS-Restricted Band
PK-U - U-NII: Maximum Peak
ADR - U-NII AD primary method, RMS average
ADR - U-NII AD primary method, RMS average

UL VERIFICATION SERVICES
47173 Benicia Street, Fremont, CA 94538; USA TEL:(510) 319-4000 FAX:(510) 661-0888
This report shall not be reproduced except in full, without the written approval of UL VERIFICATION SERVICES

80MHz

UNII-7 (MIMO CDD)	Channel Frequency (MHz)	Ant. #	Frequency (GHz)	Meter Reading (dBuV)	Det	AF (dB/m)	Amp/Cbl/ Fltr/Pad (dB)	DCCF (dB)	Correct Reading (dBuV/m)	Avg Limit (dBuV/m)	Avg Margin (dB)	Pk Limit (dBuV/m)	Pk Margin (dB)	Azimuth (Degs)	Height (cm)	Polarity
11be (SU Mode / Highest Power)	6545 (Straddle)	6 + 5	10043.967	54.19	PK-U	37.6	-41.2	0	50.59	-	-	88.2	-37.61	106	144	V
			10044.225	42.35	ADR	37.6	-41.19	0	38.76	68.2	-29.44	-	-	106	143	V
			10048.157	42.55	ADR	37.6	-41.24	0	38.91	68.2	-29.29	-	-	343	170	H
			10048.417	53.81	PK-U	37.6	-41.21	0	50.2	-	-	88.2	-38	342	170	H
			13550.056	42.8	ADR	39.4	-38.89	0	43.31	68.2	-24.89	-	-	325	201	H
			13550.77	54.27	PK-U	39.4	-38.94	0	54.73	-	-	88.2	-33.47	325	202	H
			13558.566	42.81	ADR	39.4	-39.13	0	43.08	68.2	-25.12	-	-	135	213	V
			13559.64	54.88	PK-U	39.4	-39.09	0	55.19	-	-	88.2	-33.01	135	214	V
			17154.711	51.79	PK-U	41.8	-37.98	0	55.61	-	-	88.2	-32.59	155	125	V
			17154.963	40.2	ADR	41.8	-37.99	0	44.01	68.2	-24.19	-	-	155	125	V
			17155.167	41.01	ADR	41.8	-37.96	0	44.85	68.2	-23.35	-	-	56	209	H
			17155.365	53.04	PK-U	41.8	-37.93	0	56.91	-	-	88.2	-31.29	56	210	H
	6705	6 + 5	9688.997	54.78	PK-U	36.9	-41.33	0	50.35	-	-	88.2	-37.85	164	142	H
			9690.579	43.1	ADR	36.9	-41.21	0	38.79	68.2	-29.41	-	-	164	141	H
			9697.492	43.39	ADR	36.9	-41.34	0	38.95	68.2	-29.25	-	-	212	190	V
			9697.552	54.83	PK-U	36.9	-41.34	0	50.39	-	-	88.2	-37.81	212	191	V
			12870.528	52.38	PK-U	39	-38.34	0	53.04	-	-	88.2	-35.16	172	265	H
			12872.127	41.09	ADR	39	-38.34	0	41.75	68.2	-26.45	-	-	173	264	H
			12876.359	41.12	ADR	39.1	-38.32	0	41.9	68.2	-26.3	-	-	270	242	V
			12877.581	52.75	PK-U	39	-38.39	0	53.36	-	-	88.2	-34.84	270	243	V
			17154.9	52.75	PK-U	41.8	-37.99	0	56.56	-	-	88.2	-31.64	223	230	H
			17157.356	40.81	ADR	41.8	-37.93	0	44.68	68.2	-23.52	-	-	224	229	H
			17157.411	40.08	ADR	41.8	-37.93	0	43.95	68.2	-24.25	-	-	360	152	V
			17159.136	52.06	PK-U	41.8	-38	0	55.86	-	-	88.2	-32.34	360	152	V
	6865 (Straddle)	6 + 5	9693.643	54.85	PK-U	36.9	-41.21	0	50.54	-	-	88.2	-37.66	189	167	V
			9695.148	43.19	ADR	36.9	-41.23	0	38.86	68.2	-29.34	-	-	189	166	V
			9703.785	54.84	PK-U	36.9	-41.15	0	50.59	-	-	88.2	-37.61	289	169	H
			9708.42	43.09	ADR	36.9	-41.05	0	38.94	68.2	-29.26	-	-	289	169	H
			12855.349	52.88	PK-U	39	-38.66	0	53.22	-	-	88.2	-34.98	310	134	H
			12855.623	40.98	ADR	39	-38.65	0	41.33	68.2	-26.87	-	-	311	133	H
			12876.434	40.89	ADR	39.1	-38.34	0	41.65	68.2	-26.55	-	-	189	120	V
			12877.904	52.43	PK-U	39	-38.33	0	53.1	-	-	88.2	-35.1	189	121	V
			17150.617	40.55	ADR	41.8	-38.03	0	44.32	68.2	-23.88	-	-	221	181	V
			17151.398	52.46	PK-U	41.8	-37.98	0	56.28	-	-	88.2	-31.92	221	181	V
			17154.039	52.2	PK-U	41.8	-37.97	0	56.03	-	-	88.2	-32.17	271	174	H
			17157.089	40.61	ADR	41.8	-37.9	0	44.51	68.2	-23.69	-	-	271	174	H
11be (Partial RU Mode / Highest PSD)	6545 (Straddle) (52T-Index 37)	6 + 5	* 2382.986	60.54	PK-U	33.2	-48.82	0	44.92	-	-	74	-29.08	194	300	V
			* 2385.688	48.68	ADR	33.3	-48.85	0	33.13	54	-20.87	-	-	194	300	V
			2394.462	47.87	ADR	33.3	-48.84	0	32.33	68.2	-35.87	-	-	129	129	H
			2397.474	59.73	PK-U	33.4	-48.89	0	44.24	-	-	88.2	-43.96	129	129	H
			6345.64	30.39	ADR	36.4	-23.03	0	43.76	68.2	-24.44	-	-	288	259	H
			6346.83	41.82	PK-U	36.4	-23.11	0	55.11	-	-	88.2	-33.09	288	259	H
			6356.832	30.43	ADR	36.4	-22.99	0	43.84	68.2	-24.36	-	-	322	214	V
			6359.681	42.03	PK-U	36.4	-23.03	0	55.4	-	-	88.2	-32.8	322	214	V
			6645.114	30.62	ADR	36.9	-22.56	0	44.96	68.2	-23.24	-	-	322	214	H
			6647.281	42.28	PK-U	36.9	-22.47	0	56.71	-	-	88.2	-31.49	322	214	H
			6650.571	30.61	ADR	36.9	-22.47	0	45.04	68.2	-23.16	-	-	171	108	V
			6652.172	42.48	PK-U	36.9	-22.4	0	56.98	-	-	88.2	-31.22	171	108	V
	6705 (52T-Index 37)	6 + 5	* 2705.47	58.21	PK-U	32.6	-47.74	0	43.07	-	-	74	-30.93	6	116	H
			* 2703.227	46.53	ADR	32.6	-47.82	0	31.31	54	-22.69	-	-	6	116	H
			* 2704.592	58.24	PK-U	32.6	-47.83	0	43.01	-	-	74	-30.99	293	261	V
			* 2701.758	46.68	ADR	32.6	-47.77	0	31.51	54	-22.49	-	-	293	261	V
			6517.91	63.41	PK-U	36.6	-22.88	0	77.13	-	-	88.2	-11.07	21	151	V
			6518.831	36.45	ADR	36.6	-22.89	0	50.16	68.2	-18.04	-	-	21	151	V
			6520.096	33.68	ADR	36.6	-22.8	0	47.48	68.2	-20.72	-	-	68	227	H
			6520.557	57.94	PK-U	36.6	-22.81	0	71.73	-	-	88.2	-16.47	68	227	H
			6816.428	40.39	ADR	36.5	-23.02	0	53.87	68.2	-14.33	-	-	356	226	V
			6816.494	55.45	PK-U	36.5	-23.02	0	68.93	-	-	88.2	-19.27	113	396	H
			6816.567	34.71	ADR	36.5	-23.03	0	48.18	68.2	-20.02	-	-	113	396	H
			6816.706	65.86	PK-U	36.5	-23.03	0	79.33	-	-	88.2	-8.87	356	226	V
	6865 (Straddle) (52T-Index 52)	6 + 5	2405.854	58.52	PK-U	33.4	-48.79	0	43.13	-	-	88.2	-45.07	202	370	H
			2405.928	46.55	ADR	33.4	-48.79	0	31.16	68.2	-37.04	-	-	202	370	H
			2413.054	58.24	PK-U	33.4	-48.72	0	42.92	-	-	88.2	-45.28	61	370	V
			2414.65	45.64	ADR	33.4	-48.7	0	30.34	68.2	-37.86	-	-	61	370	V
			6649.086	30.38	ADR	36.9	-22.41	0	44.87	68.2	-23.33	-	-	231	328	V
			6650.4	42.27	PK-U	36.9	-22.48	0	56.69	-	-	88.2	-31.51	231	328	V
			6658.557	42.13	PK-U	36.9	-22.56	0	56.47	-	-	88.2	-31.73	1	170	H
			6659.638	30.33	ADR	37	-22.54	0	44.79	68.2	-23.41	-	-	1	170	H
			6967.132	31.13	ADR	35.6	-22.76	0	43.97	68.2	-24.23	-	-	178	201	V
			6969.576	42.58	PK-U	35.6	-22.67	0	55.51	-	-	88.2	-32.69	178	201	V
			6970.959	42.77	PK-U	35.6	-22.68	0	55.69	-	-	88.2	-32.51	73	388	H
			6971.186	31.16	ADR	35.6	-22.67	0	44.09	68.2	-24.11	-	-	73	388	H

* - indicates frequency in CFR47 Pt 15 / IC RSS-Restricted Band
Pk - Peak detector
RMS - RMS detection

UL VERIFICATION SERVICES
47173 Benicia Street, Fremont, CA 94538; USA TEL:(510) 319-4000 FAX:(510) 661-0888
This report shall not be reproduced except in full, without the written approval of UL VERIFICATION SERVICES

HARMONICS AND SPURIOUS EMISSIONS (STRADDLE CHANNEL / 6545MHz)

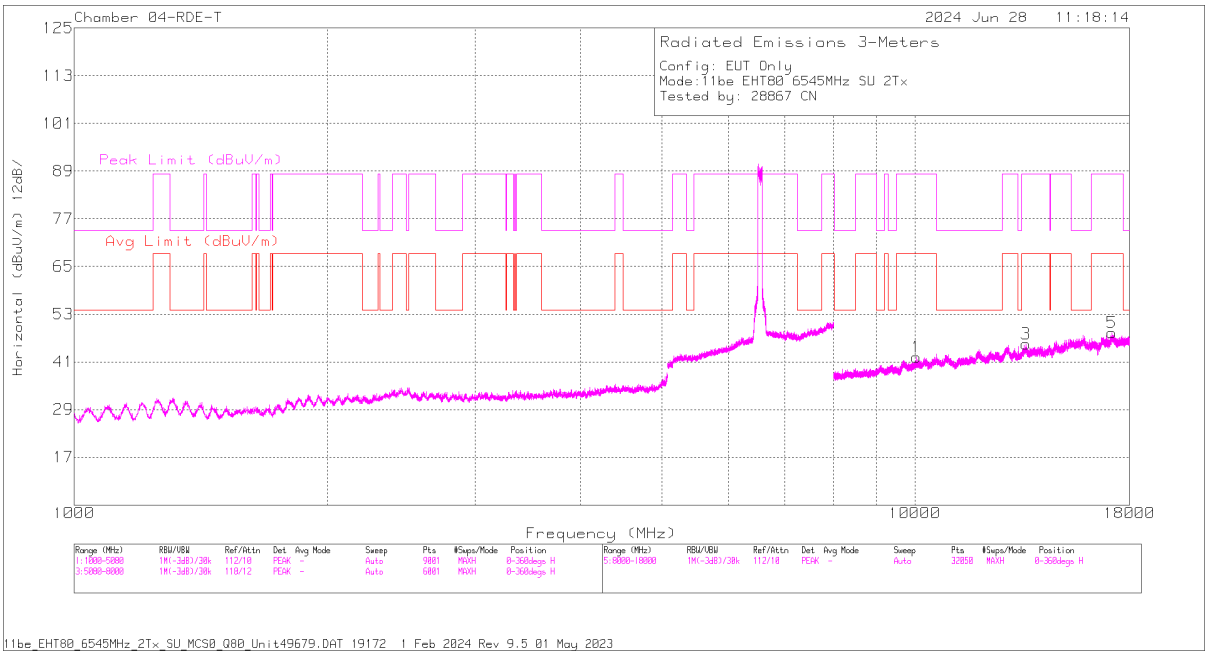

HORIZONTAL

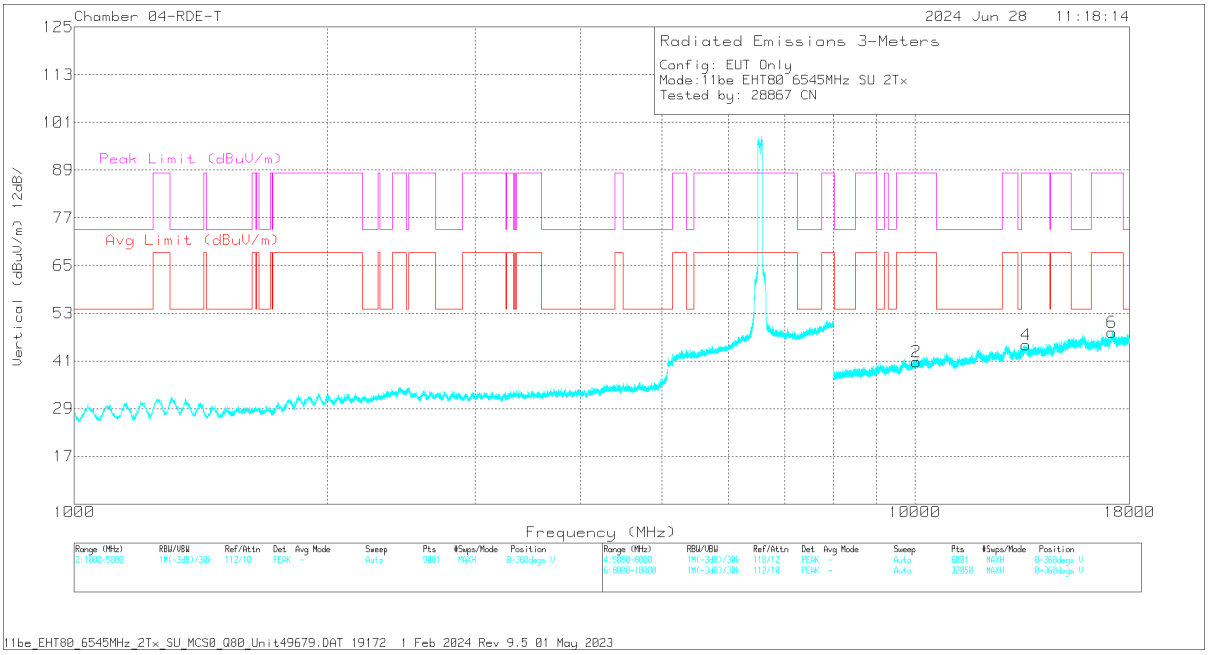

VERTICAL

UL VERIFICATION SERVICES
47173 Benicia Street, Fremont, CA 94538; USA TEL:(510) 319-4000 FAX:(510) 661-0888
This report shall not be reproduced except in full, without the written approval of UL VERIFICATION SERVICES

RADIATED EMISSIONS

Marker	Frequency (MHz)	Meter Reading (dBuV)	Det	80430 3m ACF (dB/m)	8 GHz HPF (dB)	Gain/Loss (dB)	DCCF	Corrected Reading (dBuV/m)	Avg Limit (dBuV/m)	Margin (dB)	Peak Limit (dBuV/m)	PK Margin (dB)	Azimuth (Degs)	Height (cm)	Polarity
2	10043.967	54.19	PK-U	37.6	.7	-41.9	0	50.59	-	-	88.2	-37.61	106	144	V
2	10044.225	42.35	ADR	37.6	.7	-41.89	0	38.76	68.2	-29.44	-	-	106	143	V
1	10048.157	42.55	ADR	37.6	.7	-41.94	0	38.91	68.2	-29.29	-	-	343	170	H
1	10048.417	53.81	PK-U	37.6	.7	-41.91	0	50.2	-	-	88.2	-38	342	170	H
3	13550.056	42.8	ADR	39.4	.9	-39.79	0	43.31	68.2	-24.89	-	-	325	201	H
3	13550.77	54.27	PK-U	39.4	.9	-39.84	0	54.73	-	-	88.2	-33.47	325	202	H
4	13558.566	42.81	ADR	39.4	.9	-40.03	0	43.08	68.2	-25.12	-	-	135	213	V
4	13559.64	54.88	PK-U	39.4	.9	-39.99	0	55.19	-	-	88.2	-33.01	135	214	V
6	17154.711	51.79	PK-U	41.8	.5	-38.48	0	55.61	-	-	88.2	-32.59	155	125	V
6	17154.963	40.2	ADR	41.8	.5	-38.49	0	44.01	68.2	-24.19	-	-	155	125	V
5	17155.167	41.01	ADR	41.8	.5	-38.46	0	44.85	68.2	-23.35	-	-	56	209	H
5	17155.365	53.04	PK-U	41.8	.5	-38.43	0	56.91	-	-	88.2	-31.29	56	210	H

PK-U - U-NII: Maximum Peak
ADR - U-NII AD primary method, RMS average

UL VERIFICATION SERVICES
47173 Benicia Street, Fremont, CA 94538; USA TEL:(510) 319-4000 FAX:(510) 661-0888
This report shall not be reproduced except in full, without the written approval of UL VERIFICATION SERVICES

160MHz

UNII-7 (MIMO CDD)	Channel Frequency (MHz)	Ant. #	Frequency (GHz)	Meter Reading (dBuV)	Det	80707 ACF (dB/m)	DCCF (dB)	Gain/Loss (dB)	Correct Reading (dBuV/m)	Avg Limit (dBuV/m)	Avg Margin (dB)	Pk Limit (dBuV/m)	Pk Margin (dB)	Azimuth (Degs)	Height (cm)	Polarity
11be (SU Mode / Highest Power)	6665	6 + 5	* 1249.718	58.6	PK-U	29.6	0	-48.4	39.8	-	-	88.2	-48.4	254	142	H
			* 1249.154	47.31	ADR	29.6	0.18	-48.39	28.7	68.2	-39.5	-	-	254	142	H
			* 1253.456	57.87	PK-U	29.6	0	-48.4	39.07	-	-	88.2	-49.13	203	196	V
			* 1252.461	46.35	ADR	29.6	0.18	-48.49	27.64	68.2	-40.56	-	-	203	196	V
			* 11300.373	53.79	PK-U	37.7	0	-39.49	52	-	-	74	-22	5	143	H
			* 11300.075	42.48	ADR	37.7	0.18	-39.49	40.87	54	-13.13	-	-	5	143	H
			* 11349.791	53.52	PK-U	37.7	0	-40.1	51.12	-	-	74	-22.88	274	258	V
			* 11348.484	41.89	ADR	37.7	0.18	-40.19	39.58	54	-14.42	-	-	274	258	V
			8537.722	54.52	PK-U	35.8	0	-42.03	48.29	-	-	88.2	-39.91	339	187	V
			8538.383	43.22	ADR	35.8	0.18	-41.94	37.26	68.2	-30.94	-	-	339	187	V
			8575.977	54.9	PK-U	35.8	0	-42.22	48.48	-	-	88.2	-39.72	249	116	H
			8576.374	43.34	ADR	35.8	0.18	-42.22	37.1	68.2	-31.1	-	-	249	116	H
	6825 (Straddle)	6 + 5	* 1264.577	60.28	PK-U	29.6	0	-48.3	41.58	-	-	88.2	-46.62	120	299	H
			* 1262.955	48.53	ADR	29.6	0.18	-48.32	29.99	68.2	-38.21	-	-	120	299	H
			* 3911.753	55.31	PK-U	33.4	0	-45.7	43.01	-	-	74	-30.99	167	248	H
			* 3910.42	43.9	ADR	33.4	0.18	-45.76	31.72	54	-22.28	-	-	167	248	H
			* 1255.69	60.59	PK-U	29.6	0	-48.34	41.85	-	-	88.2	-46.35	130	187	V
			* 1255.856	48.78	ADR	29.6	0.18	-48.34	30.22	68.2	-37.98	-	-	130	187	V
			* 3915.371	55.08	PK-U	33.4	0	-45.51	42.97	-	-	74	-31.03	290	322	V
			* 3916.287	43.61	ADR	33.4	0.18	-45.42	31.77	54	-22.23	-	-	290	322	V
			* 11538.216	53.84	PK-U	38.2	0	-40.63	51.41	-	-	74	-22.59	358	118	H
			* 11539.468	53.99	PK-U	38.2	0	-40.68	51.51	-	-	74	-22.49	70	391	V
			* 11540.427	42.65	ADR	38.2	0.18	-40.65	40.38	54	-13.62	-	-	70	391	V
			* 11541.603	42.39	ADR	38.2	0.18	-40.01	40.76	54	-13.24	-	-	358	118	H
11be (Partial RU Mode / Highest PSD)	6665 (484T Index 65)	6 + 5	* 16179.869	53.36	PK-U	41.1	0	-39.56	54.9	-	-	74	-19.1	280	172	H
			* 16179.724	42.07	ADR	41.1	0	-39.56	43.61	54	-10.39	-	-	280	172	H
			* 16182.407	53.85	PK-U	41.1	0	-39.63	55.32	-	-	74	-18.68	215	233	V
			* 16179.317	42.07	ADR	41.1	0	-39.58	43.59	54	-10.41	-	-	215	233	V
			13167.382	54.39	PK-U	39.9	0	-40.43	53.86	-	-	88.2	-34.34	220	153	H
			13167.576	54.18	PK-U	39.9	0	-40.43	53.65	-	-	88.2	-34.55	310	145	V
			13168.308	42.29	ADR	39.9	0	-40.41	41.78	68.2	-26.42	-	-	220	153	H
			13169.357	42.46	ADR	39.9	0	-40.45	41.91	68.2	-26.29	-	-	310	145	V
			15002.27	42.31	ADR	41	0	-39.59	43.72	68.2	-24.48	-	-	15	188	H
			15003.275	42.42	ADR	41	0	-39.61	43.81	68.2	-24.39	-	-	312	239	V
			15005.328	53.69	PK-U	41	0	-39.62	55.07	-	-	88.2	-33.13	15	188	H
			15006.078	54.2	PK-U	41	0	-39.65	55.55	-	-	88.2	-32.65	312	239	V
	6825 (Straddle) (484T Index S66)	6 + 5	13489.635	54.11	PK-U	40.3	0	-40	54.41	-	-	88.2	-33.79	268	160	V
			13489.981	42.54	ADR	40.3	0	-39.97	42.87	68.2	-25.33	-	-	268	160	V
			13490.54	42.23	ADR	40.3	0	-39.98	42.55	68.2	-25.65	-	-	269	126	H
			13491.143	54.16	PK-U	40.3	0	-39.97	54.49	-	-	88.2	-33.71	269	126	H
			15053.892	53.99	PK-U	41.1	0	-39.36	55.73	-	-	88.2	-32.47	134	180	V
			15055.579	42.22	ADR	41.1	0	-39.16	44.16	68.2	-24.04	-	-	134	180	V
			15055.944	54.05	PK-U	41.1	0	-39.12	56.03	-	-	88.2	-32.17	282	211	H
			15056.928	42.66	ADR	41.1	0	-39.15	44.61	68.2	-23.59	-	-	282	211	H
			16889.328	42.19	ADR	42.3	0	-39.41	45.08	68.2	-23.12	-	-	74	210	V
			16889.383	53.85	PK-U	42.3	0	-39.41	56.74	-	-	88.2	-31.46	74	210	V
			16891.744	41.65	ADR	42.3	0	-39.41	44.54	68.2	-23.66	-	-	174	149	H
			16892.294	53.13	PK-U	42.3	0	-39.46	55.97	-	-	88.2	-32.23	174	149	H

* - indicates frequency in CFR47 Pt 15 / IC RSS-Restricted Band
Pk - Peak detector
RMS - RMS detection

UL VERIFICATION SERVICES
47173 Benicia Street, Fremont, CA 94538; USA TEL:(510) 319-4000 FAX:(510) 661-0888
This report shall not be reproduced except in full, without the written approval of UL VERIFICATION SERVICES

HARMONICS AND SPURIOUS EMISSIONS (LOW CHANNEL / 6665MHz)

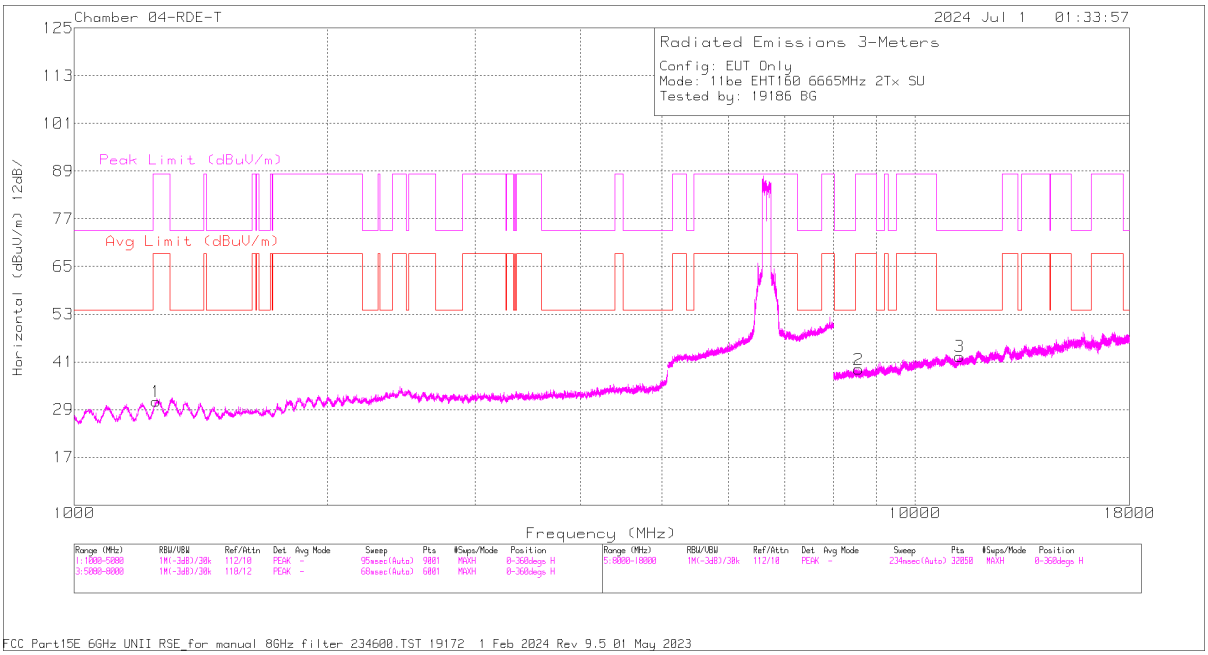

HORIZONTAL

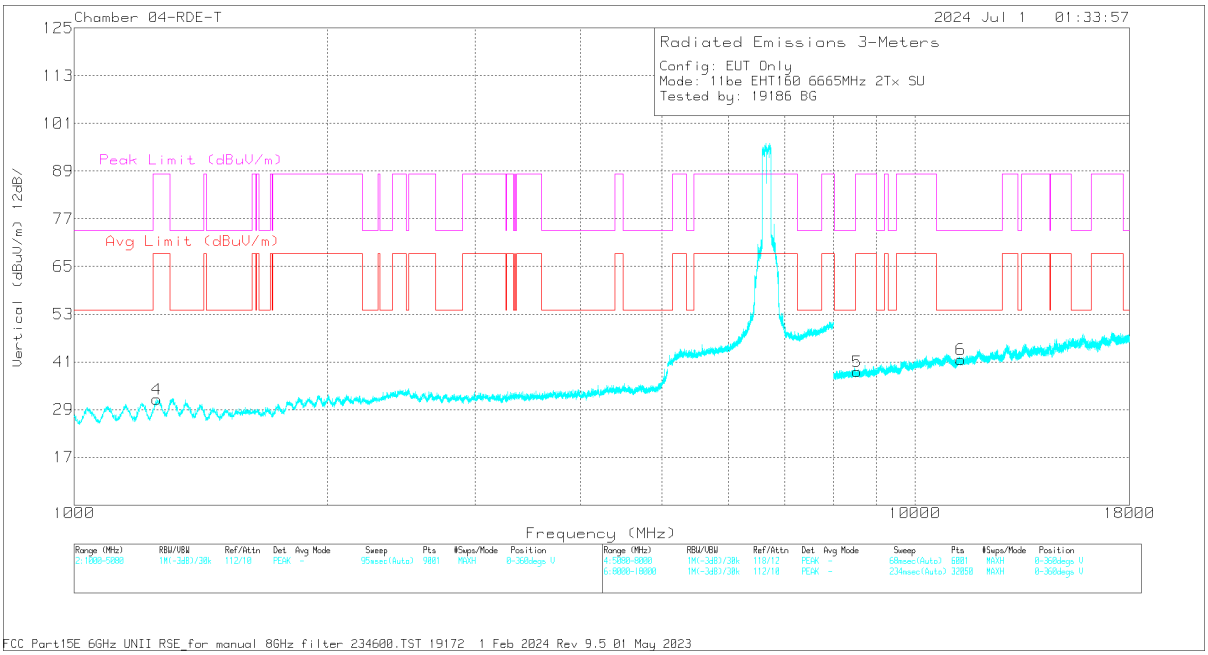

VERTICAL

UL VERIFICATION SERVICES
47173 Benicia Street, Fremont, CA 94538; USA TEL:(510) 319-4000 FAX:(510) 661-0888
This report shall not be reproduced except in full, without the written approval of UL VERIFICATION SERVICES

RADIATED EMISSIONS

Marker	Frequency (MHz)	Meter Reading (dBuV)	Det	80430 3m ACF (dB/m)	DCCF (dB)	Gain/Loss (dB)	Corrected Reading (dBuV/m)	Avg Limit (dBuV/m)	Margin (dB)	Peak Limit (dBuV/m)	PK Margin (dB)	Azimuth (Degs)	Height (cm)	Polarity
1	* 1249.718	58.6	PK-U	29.6	0	-48.4	39.8	-	0	88.2	-48.4	254	142	H
	* 1249.154	47.31	ADR	29.6	0.18	-48.39	28.7	68.2	0.18	-	-	254	142	H
4	* 1253.456	57.87	PK-U	29.6	0	-48.4	39.07	-	0	88.2	-49.13	203	196	V
	* 1252.461	46.35	ADR	29.6	0.18	-48.49	27.64	68.2	0.18	-	-	203	196	V

Marker	Frequency (MHz)	Meter Reading (dBuV)	Det	80430 3m ACF (dB/m)	DCCF (dB)	Gain/Loss (dB)	Corrected Reading (dBuV/m)	Avg Limit (dBuV/m)	Margin (dB)	Peak Limit (dBuV/m)	PK Margin (dB)	Azimuth (Degs)	Height (cm)	Polarity
3	* 11300.373	53.79	PK-U	37.7	0	-39.49	52	-	-	74	-22	5	143	H
	* 11300.075	42.48	ADR	37.7	0.18	-39.49	40.87	54	-13.13	-	-	5	143	H
5	* 11349.791	53.52	PK-U	37.7	0	-40.1	51.12	-	-	74	-22.88	274	258	V
	* 11348.484	41.89	ADR	37.7	0.18	-40.19	39.58	54	-14.42	-	-	274	258	V
6	8537.722	54.52	PK-U	35.8	0	-42.03	48.29	-	-	88.2	-39.91	339	187	V
	8538.383	43.22	ADR	35.8	0.18	-41.94	37.26	68.2	-30.94	-	-	339	187	V
2	8575.977	54.9	PK-U	35.8	0	-42.22	48.48	-	-	88.2	-39.72	249	116	H
	8576.374	43.34	ADR	35.8	0.18	-42.22	37.1	68.2	-31.1	-	-	249	116	H

* - indicates frequency in CFR47 Pt 15 / IC RSS-Restricted Band
PK-U - U-NII: Maximum Peak
ADR - U-NII AD primary method, RMS average

UL VERIFICATION SERVICES
47173 Benicia Street, Fremont, CA 94538; USA TEL:(510) 319-4000 FAX:(510) 661-0888
This report shall not be reproduced except in full, without the written approval of UL VERIFICATION SERVICES

1.1.8. 802.11be SISO SU MODE IN UNII-8 BAND – BANDEDGE

UNII-8 (SISO)	Channel Frequency (MHz)	Ant. #	Frequency (GHz)	Meter Reading (dBm)	Det	AF (dB/m)	Conversion Factor (dB)	DCCF (dB)	Gain/Loss (dB)	Correct Reading EIRP (dBm)	Avg Limit (dBm)	Avg Margin (dB)	Pk Limit (dBm)	Pk Margin (dB)	Azimuth (Degs)	Height (cm)	Polarity
EHT20 (SU Mode)	7095	6	7125	-45.92	Pk	35.7	11.8	0	-23.26	-21.68	-	-	-7	-14.68	304	102	H
			7125	-64.95	RMS	35.7	11.8	0.5	-23.26	-40.21	-27	-13.21	-	-	304	102	H
			7126.39	-43.98	Pk	35.7	11.8	0	-23.25	-19.73	-	-	-7	-12.73	304	102	H
			7510.846	-77.29	RMS	35.7	11.8	0.5	-22.73	-52.02	-41.2	-10.82	-	-	304	102	H
			7125	-43.73	Pk	35.7	11.8	0	-23.26	-19.49	-	-	-7	-12.49	33	105	V
			7125	-62.84	RMS	35.7	11.8	0.5	-23.26	-38.1	-27	-11.1	-	-	33	105	V
			7125.145	-61.42	RMS	35.7	11.8	0.5	-23.26	-36.68	-27	-9.68	-	-	33	105	V
			7128.334	-43.08	Pk	35.7	11.8	0	-23.28	-18.86	-	-	-7	-11.86	33	105	V
		5	7125	-60.55	Pk	35.7	11.8	0	-23.26	-36.31	-	-	-7	-29.31	159	105	H
			7125	-75.05	RMS	35.7	11.8	0.5	-23.26	-50.31	-27	-23.31	-	-	159	105	H
			7512.402	-64.92	Pk	35.7	11.8	0	-22.72	-40.14	-	-	-21.2	-18.94	159	105	H
			7521.502	-77.56	RMS	35.7	11.8	0.5	-22.71	-52.27	-41.2	-11.07	-	-	159	105	H
			7125	-56.75	Pk	35.7	11.8	0	-23.26	-32.51	-	-	-7	-25.51	186	290	V
			7125	-73.52	RMS	35.7	11.8	0.5	-23.26	-48.78	-27	-21.78	-	-	186	290	V
			7505.558	-64.68	Pk	35.7	11.8	0	-22.72	-39.9	-	-	-21.2	-18.7	186	290	V
			7513.258	-77.17	RMS	35.7	11.8	0.5	-22.74	-51.91	-41.2	-10.71	-	-	186	290	V
	7115	6	7125	-34.68	Pk	35.7	11.8	0	-35.85	-23.03	-	-	-7	-16.03	74	260	H
			7125.145	-33.08	Pk	35.7	11.8	0	-35.85	-21.43	-	-	-7	-14.43	74	260	H
			7125	-47.16	RMS	35.7	11.8	0.5	-35.85	-35.01	-27	-8.01	-	-	74	260	H
			7382.279	-59.4	RMS	35.7	11.8	0.5	-35.64	-47.04	-41.2	-5.84	-	-	74	260	H
			7125	-31.38	Pk	35.7	11.8	0	-35.85	-19.73	-	-	-7	-12.73	13	291	V
			7125.068	-30.62	Pk	35.7	11.8	0	-35.85	-18.97	-	-	-7	-11.97	13	291	V
			7125	-42.58	RMS	35.7	11.8	0.5	-35.85	-30.43	-27	-3.43	-	-	13	291	V
			7125.068	-43.32	RMS	35.7	11.8	0.5	-35.85	-31.17	-27	-4.17	-	-	13	291	V
		5	7125	-48.92	Pk	35.7	11.8	0	-23.26	-24.68	-	-	-7	-17.68	79	332	H
			7125.145	-49.49	Pk	35.7	11.8	0	-23.26	-25.25	-	-	-7	-18.25	79	332	H
			7125	-59.26	RMS	35.7	11.8	0.5	-23.26	-34.52	-27	-7.52	-	-	79	332	H
			7125.068	-60.58	RMS	35.7	11.8	0.5	-23.26	-35.84	-27	-8.84	-	-	79	332	H
			7125	-44.72	Pk	35.7	11.8	0	-23.26	-20.48	-	-	-7	-13.48	41	276	V
			7125.068	-44.36	Pk	35.7	11.8	0	-23.26	-20.12	-	-	-7	-13.12	41	276	V
			7125	-55.19	RMS	35.7	11.8	0.5	-23.26	-30.45	-27	-3.45	-	-	41	276	V
			7125.068	-56.43	RMS	35.7	11.8	0.5	-23.26	-31.69	-27	-4.69	-	-	41	276	V
EHT40 (SU Mode)	7085	6	* 7.271057	-60.26	RMS	35.7	11.8	0.94	-36.5	-48.32	-41.2	-7.12	-	-	320	109	H
			7.125	-32.12	Pk	35.7	11.8	0	-36.5	-21.12	-	-	-7	-14.12	320	109	H
			7.125	-48.19	RMS	35.7	11.8	0.94	-36.5	-36.25	-27	-9.25	-	-	320	109	H
			7.125068	-30.97	Pk	35.7	11.8	0	-36.5	-19.97	-	-	-7	-12.97	320	109	H
			7.125	-25.86	Pk	35.7	11.8	0	-36.5	-14.86	-	-	-7	-7.86	47	219	V
			7.125	-43.87	RMS	35.7	11.8	0.94	-36.5	-31.93	-27	-4.93	-	-	47	219	V
			7.125301	-24.65	Pk	35.7	11.8	0	-36.5	-13.65	-	-	-7	-6.65	47	219	V
			7.125768	-42.02	RMS	35.7	11.8	0.94	-36.5	-30.08	-27	-3.08	-	-	47	219	V
		5	7125	-58.52	Pk	35.7	11.8	0	-23.26	-34.28	-	-	-7	-27.28	247	251	H
			7125	-73.63	RMS	35.7	11.8	0.94	-23.26	-48.45	-27	-21.45	-	-	247	251	H
			7346.968	-64.42	Pk	35.7	11.8	0	-23.14	-40.06	-	-	-21.2	-18.86	247	251	H
			7459.513	-77.62	RMS	35.7	11.8	0.94	-22.75	-51.93	-41.2	-10.73	-	-	247	251	H
			7125	-47.13	Pk	35.7	11.8	0	-23.26	-22.89	-	-	-7	-15.89	179	251	V
			7125	-64.98	RMS	35.7	11.8	0.94	-23.26	-39.8	-27	-12.8	-	-	179	251	V
			7125.223	-45.03	Pk	35.7	11.8	0	-23.26	-20.79	-	-	-7	-13.79	179	251	V
			7503.302	-76.94	RMS	35.7	11.8	0.94	-22.71	-51.21	-41.2	-10.01	-	-	179	251	V
EHT80 (SU Mode)	7025	6	7125	-47.84	Pk	35.7	11.8	0	-23.26	-23.6	-	-	-7	-16.6	310	107	H
			7125	-61.7	RMS	35.7	11.8	0.54	-23.26	-36.92	-27	-9.92	-	-	310	107	H
			7125.223	-61.59	RMS	35.7	11.8	0.54	-23.26	-36.81	-27	-9.81	-	-	310	107	H
			7127.012	-46.23	Pk	35.7	11.8	0	-23.24	-21.97	-	-	-7	-14.97	310	107	H
			7125	-45.67	Pk	35.7	11.8	0	-23.26	-21.43	-	-	-7	-14.43	31	100	V
			7125	-59.16	RMS	35.7	11.8	0.54	-23.26	-34.38	-27	-7.38	-	-	31	100	V
			7125.456	-43.18	Pk	35.7	11.8	0	-23.26	-18.94	-	-	-7	-11.94	31	100	V
			7125.923	-58.79	RMS	35.7	11.8	0.54	-23.26	-34.01	-27	-7.01	-	-	31	100	V
		5	7125	-64.64	Pk	35.7	11.8	0	-23.26	-40.4	-	-	-7	-33.4	312	368	H
			7125	-76.63	RMS	35.7	11.8	0.54	-23.26	-51.85	-27	-24.85	-	-	312	368	H
			7364.935	-64.56	Pk	35.7	11.8	0	-23.01	-40.07	-	-	-21.2	-18.87	312	368	H
			7503.224	-77.07	RMS	35.7	11.8	0.54	-22.72	-51.75	-41.2	-10.55	-	-	312	368	H
			7125	-59.66	Pk	35.7	11.8	0	-23.26	-35.42	-	-	-7	-28.42	186	227	V
			7125	-75.74	RMS	35.7	11.8	0.54	-23.26	-50.96	-27	-23.96	-	-	186	227	V
			7459.357	-65.17	Pk	35.7	11.8	0	-22.76	-40.43	-	-	-21.2	-19.23	186	227	V
			7524.302	-77.49	RMS	35.7	11.8	0.54	-22.68	-52.13	-41.2	-10.93	-	-	186	227	V
EHT160 (SU Mode)	6985	6	* 7.270824	-46.76	Pk	35.7	11.8	0	-36.5	-35.76	-	-	-21.2	-14.56	225	128	H
			* 7.251846	-59.89	RMS	35.7	11.8	0.64	-36.5	-48.25	-41.2	-7.05	-	-	225	128	H
			7.125	-34.72	Pk	35.7	11.8	0	-36.5	-23.72	-	-	-7	-16.72	225	128	H
			7.125	-52.66	RMS	35.7	11.8	0.64	-36.5	-41.02	-27	-14.02	-	-	225	128	H
			7.125	-27.76	Pk	35.7	11.8	0	-36.5	-16.76	-	-	-7	-9.76	325	119	V
			7.125	-46.27	RMS	35.7	11.8	0.64	-36.5	-34.63	-27	-7.63	-	-	325	119	V
			7.125145	-27.81	Pk	35.7	11.8	0	-36.5	-16.81	-	-	-7	-9.81	325	119	V
			7.132456	-41.83	RMS	35.7	11.8	0.64	-36.55	-30.24	-27	-3.24	-	-	325	119	V
		5	7125	-59.22	Pk	35.7	11.8	0	-23.26	-34.98	-	-	-7	-27.98	136	338	H
			7125	-75.13	RMS	35.7	11.8	0.64	-23.26	-50.25	-27	-23.25	-	-	136	338	H
			7449.868	-65.21	Pk	35.7	11.8	0	-22.76	-40.47	-	-	-21.2	-19.27	136	338	H
			7499.724	-77.61	RMS	35.7	11.8	0.64	-22.73	-52.2	-41.2	-11	-	-	136	338	H
			7125	-54.01	Pk	35.7	11.8	0	-23.26	-29.77	-	-	-7	-22.77	15	294	V
			7125	-70.22	RMS	35.7	11.8	0.64	-23.26	-45.34	-27	-18.34	-	-	15	294	V
			7372.868	-64.84	Pk	35.7	11.8	0	-22.99	-40.33	-	-	-21.2	-19.13	15	294	V
			7509.602	-77.16	RMS	35.7	11.8	0.64	-22.72	-51.74	-41.2	-10.54	-	-	15	294	V

* - indicates frequency in CFR47 Pt 15 / IC RSS-Restricted Band

Pk - Peak detector

RMS - RMS detection

UL VERIFICATION SERVICES
47173 Benicia Street, Fremont, CA 94538; USA TEL:(510) 319-4000 FAX:(510) 661-0888

This report shall not be reproduced except in full, without the written approval of UL VERIFICATION SERVICES

1TX Antenna 6 MODE: SU

BANDEDGE (HIGH CHANNEL / 6985MHz)

HORIZONTAL RESULT

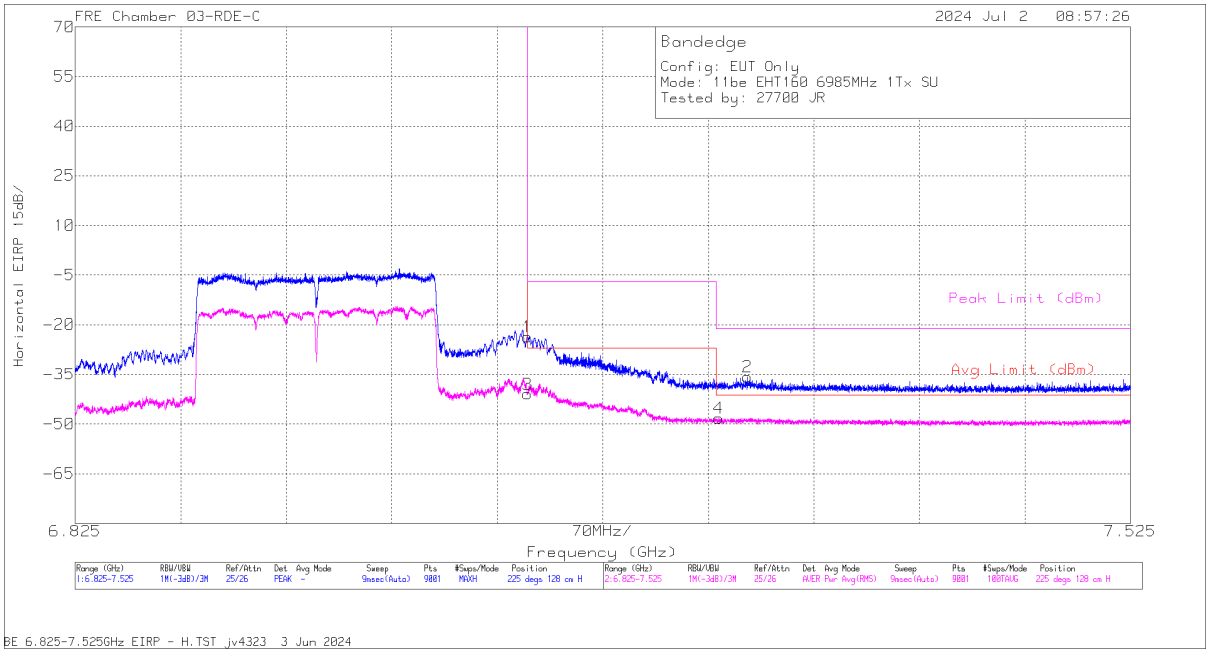

Trace Markers

Marker	Frequency (GHz)	Meter Reading (dBm)	Det	223084 ACF (dB/m) 3m	Conversion Factor (dB)	DCCF (dB)	Gain/Loss (dB)	Corrected Reading EIRP (dBm)	Avg Limit (dBm)	RMS Margin (dB)	Peak Limit (dBm)	PK Margin (dB)	Azimuth (Degs)	Height (cm)	Polarity
2	* 7.270824	-46.76	Pk	35.7	11.8	0	-36.5	-35.76	-	-	-21.2	-14.56	225	128	H
4	* 7.251846	-59.89	RMS	35.7	11.8	0.64	-36.5	-48.25	-41.2	-7.05	-	-	225	128	H
1	7.125	-34.72	Pk	35.7	11.8	0	-36.5	-23.72	-	-	-7	-16.72	225	128	H
3	7.125	-52.66	RMS	35.7	11.8	0.64	-36.5	-41.02	-27	-14.02	-	-	225	128	H

* - indicates frequency in CFR47 Pt 15 / IC RSS-Restricted Band
Pk - Peak detector
RMS - RMS detection

UL VERIFICATION SERVICES
47173 Benicia Street, Fremont, CA 94538; USA TEL:(510) 319-4000 FAX:(510) 661-0888
This report shall not be reproduced except in full, without the written approval of UL VERIFICATION SERVICES

VERTICAL RESULT

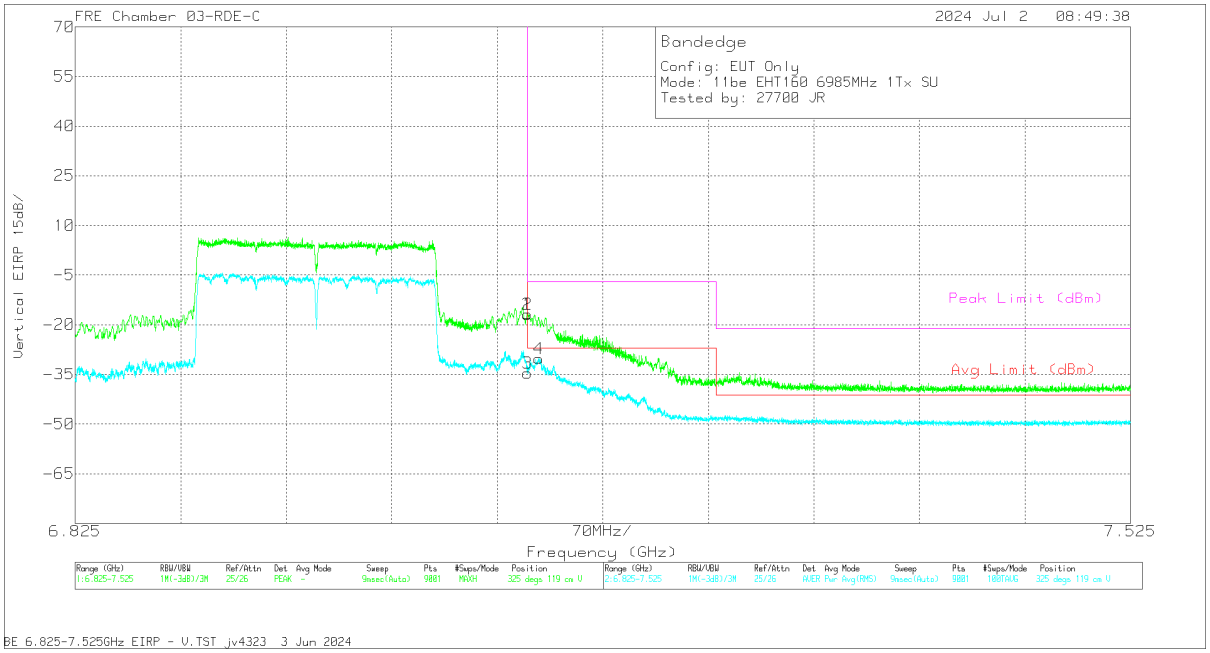

Trace Markers

Marker	Frequency (GHz)	Meter Reading (dBm)	Det	223084 ACF (dB/m) 3m	Conversion Factor (dB)	DCCF (dB)	Gain/Loss (dB)	Corrected Reading EIRP (dBm)	Avg Limit (dBm)	RMS Margin (dB)	Peak Limit (dBm)	PK Margin (dB)	Azimuth (Degs)	Height (cm)	Polarity
1	7.125	-27.76	Pk	35.7	11.8	0	-36.5	-16.76	-	-	-7	-9.76	325	119	V
3	7.125	-46.27	RMS	35.7	11.8	0.64	-36.5	-34.63	-27	-7.63	-	-	325	119	V
2	7.125145	-27.81	Pk	35.7	11.8	0	-36.5	-16.81	-	-	-7	-9.81	325	119	V
4	7.132456	-41.83	RMS	35.7	11.8	0.64	-36.55	-30.24	-27	-3.24	-	-	325	119	V

Pk - Peak detector
RMS - RMS detection

UL VERIFICATION SERVICES
47173 Benicia Street, Fremont, CA 94538; USA TEL:(510) 319-4000 FAX:(510) 661-0888
This report shall not be reproduced except in full, without the written approval of UL VERIFICATION SERVICES

1.1.9. 802.11be SISO PARTIAL RU MODE IN UNII-8 BAND – BANDEDGE

UNII-8 (SISO)	Channel Frequency (MHz)	Ant. #	Frequency (GHz)	Meter Reading (dBm)	Det	AF (dB/m)	Conversion Factor (dB)	DCCF (dB)	Gain/Loss (dB)	Correct Reading EIRP (dBm)	Avg Limit (dBm)	Avg Margin (dB)	Pk Limit (dBm)	Pk Margin (dB)	Azimuth (Degs)	Height (cm)	Polarity
EHT20 (106+26T / Index 83)	7095	6	7125	-43.04	Pk	35.7	11.8	0	-35.85	-31.39	-	-	-7	-24.39	82	283	H
			7404.679	-46.98	Pk	35.7	11.8	0	-35.61	-35.09	-	-	-21.2	-13.89	82	283	H
			7125	-57.67	RMS	35.7	11.8	0.34	-35.85	-45.68	-27	-18.68	-	-	82	283	H
			7396.513	-59.44	RMS	35.7	11.8	34	-35.63	-13.57	-41.2	27.63	-	-	82	283	H
			7125	-39.49	Pk	35.7	11.8	0	-35.85	-27.84	-	-	-7	-20.84	357	106	V
			7326.279	-47.2	Pk	35.7	11.8	0	-35.77	-35.47	-	-	-21.2	-14.27	357	106	V
			7125	-56.4	RMS	35.7	11.8	0.34	-35.85	-44.41	-27	-17.41	-	-	357	106	V
			7372.557	-59.64	RMS	35.7	11.8	0.34	-35.72	-47.52	-41.2	-6.32	-	-	357	106	V
		5	7.125	-50.55	Pk	35.7	11.8	0	-35.08	-38.13	-	-	-7	-31.13	222	134	H
			* 7.406857	-47.76	Pk	35.6	11.8	0	-35.93	-36.29	-	-	-21.2	-15.09	222	134	H
			7.125	-62.1	RMS	35.7	11.8	0.34	-35.08	-49.34	-27	-22.34	-	-	222	134	H
			* 7.281479	-60.59	RMS	35.6	11.8	0.34	-35.48	-48.33	-41.2	-7.13	-	-	222	134	H
			7.125	-49.55	Pk	35.7	11.8	0	-35.08	-37.13	-	-	-7	-30.13	266	201	V
			* 7.463013	-47.94	Pk	35.7	11.8	0	-35.86	-36.3	-	-	-21.2	-15.1	266	201	V
			7.125	-61.42	RMS	35.7	11.8	0.34	-35.08	-48.66	-27	-21.66	-	-	266	201	V
			* 7.367424	-60.36	RMS	35.6	11.8	0.34	-35.76	-48.38	-41.2	-7.18	-	-	266	201	V
EHT40 (106+26T / Index 85)	7085	6	7.125	-41.75	Pk	35.7	11.8	0	-36.5	-30.75	-	-	-7	-23.75	317	138	H
			* 7.510691	-48.51	Pk	35.7	11.8	0	-36.4	-37.41	-	-	-21.2	-16.21	317	138	H
			7.125	-59.54	RMS	35.7	11.8	0.57	-36.5	-47.97	-27	-20.97	-	-	317	138	H
			* 7.524535	-60.4	RMS	35.7	11.8	0.57	-36.3	-48.63	-41.2	-7.43	-	-	317	138	H
			7.125	-35.53	Pk	35.7	11.8	0	-36.5	-24.53	-	-	-7	-17.53	48	221	V
			7.13129	-30.92	Pk	35.7	11.8	0	-36.5	-19.92	-	-	-7	-12.92	48	221	V
			7.125	-56.67	RMS	35.7	11.8	0.57	-36.5	-45.1	-27	-18.1	-	-	48	221	V
			* 7.306368	-60.21	RMS	35.7	11.8	0.57	-36.5	-48.64	-41.2	-7.44	-	-	48	221	V
		5	7.125	-46.67	Pk	35.8	11.8	0	-32.9	-31.97	-	-	-7	-24.97	101	117	H
			7.495446	-49.29	Pk	35.8	11.8	0	-32.46	-34.15	-	-	-21.2	-12.95	101	117	H
			7.125	-59.6	RMS	35.8	11.8	0.57	-32.9	-44.33	-27	-17.33	-	-	101	117	H
			7.484946	-62.01	RMS	35.8	11.8	0.57	-32.1	-45.94	-41.2	-4.74	-	-	101	117	H
			7.125	-37.78	Pk	35.8	11.8	0	-32.9	-23.08	-	-	-7	-16.08	64	108	V
			7.130279	-34.06	Pk	35.8	11.8	0	-32.8	-19.26	-	-	-7	-12.26	64	108	V
			7.125	-48.73	RMS	35.8	11.8	0.57	-32.9	-33.46	-27	-6.46	-	-	64	108	V
			7.131756	-46.88	RMS	35.8	11.8	0.57	-32.88	-31.59	-27	-4.59	-	-	64	108	V
EHT80 (484T / Index 66)	7025	6	7125	-64.83	Pk	35.7	11.8	0	-23.26	-40.59	-	-	-7	-33.59	307	112	H
			7415.335	-64.8	Pk	35.7	11.8	0	-22.79	-40.09	-	-	-21.2	-18.89	307	112	H
			7125	-77	RMS	35.7	11.8	0.33	-23.26	-52.43	-27	-25.43	-	-	307	112	H
			7502.057	-77.27	RMS	35.7	11.8	0.33	-22.72	-52.16	-41.2	-10.96	-	-	307	112	H
			7125	-62.51	Pk	35.7	11.8	0	-23.26	-38.27	-	-	-7	-31.27	28	126	V
			7334.446	-64.8	Pk	35.7	11.8	0	-23.22	-40.52	-	-	-21.2	-19.32	28	126	V
			7125	-76.05	RMS	35.7	11.8	0.33	-23.26	-51.48	-27	-24.48	-	-	28	126	V
			7519.246	-77.15	RMS	35.7	11.8	0.33	-22.72	-52.04	-41.2	-10.84	-	-	28	126	V
		5	7.125	-49.88	Pk	36.2	11.8	0	-37.44	-39.32	-	-	-7	-32.32	138	399	H
			7.518002	-47.45	Pk	35.8	11.8	0	-37.56	-37.41	-	-	-21.2	-16.21	138	399	H
			7.125	-60.5	RMS	36.2	11.8	0.33	-37.44	-49.61	-27	-22.61	-	-	138	399	H
			7.504235	-59.09	RMS	35.8	11.8	0.33	-37.62	-48.78	-41.2	-7.58	-	-	138	399	H
			7.125	-49.32	Pk	36.2	11.8	0	-37.44	-38.76	-	-	-7	-31.76	15	241	V
			7.505402	-47.19	Pk	35.8	11.8	0	-37.56	-37.15	-	-	-21.2	-15.95	15	241	V
			7.125	-60.98	RMS	36.2	11.8	0.33	-37.44	-50.09	-27	-23.09	-	-	15	241	V
			7.52088	-59.07	RMS	35.8	11.8	0.33	-37.57	-48.71	-41.2	-7.51	-	-	15	241	V
EHT160 (484T / Index 566)	6985	6	7.125	-48.88	Pk	35.7	11.8	0	-36.5	-37.88	-	-	-7	-30.88	244	377	H
			* 7.274479	-44.64	Pk	35.7	11.8	0	-36.5	-33.64	-	-	-21.2	-12.44	244	377	H
			7.125	-60.85	RMS	35.7	11.8	0.31	-36.5	-49.54	-27	-22.54	-	-	244	377	H
			* 7.52438	-60.3	RMS	35.7	11.8	0.31	-36.3	-48.79	-41.2	-7.59	-	-	244	377	H
			7.125	-42.96	Pk	35.7	11.8	0	-36.5	-31.96	-	-	-7	-24.96	324	350	V
			* 7.282257	-45.15	Pk	35.7	11.8	0	-36.5	-34.15	-	-	-21.2	-12.95	324	350	V
			7.125	-58.61	RMS	35.7	11.8	0.31	-36.5	-47.3	-27	-20.3	-	-	324	350	V
			* 7.523213	-60.54	RMS	35.7	11.8	0.31	-36.3	-49.03	-41.2	-7.83	-	-	324	350	V
		5	7125	-66.51	Pk	35.7	11.8	0	-23.26	-42.27	-	-	-7	-35.27	203	105	H
			7511.469	-65.2	Pk	35.7	11.8	0	-22.72	-40.42	-	-	-21.2	-19.22	203	105	H
			7125	-77.19	RMS	35.7	11.8	0.31	-23.26	-52.64	-27	-25.64	-	-	203	105	H
			7480.357	-77.31	RMS	35.7	11.8	0.31	-22.73	-52.23	-41.2	-11.03	-	-	203	105	H
			7125	-62.93	Pk	35.7	11.8	0	-23.26	-38.69	-	-	-7	-31.69	358	211	V
			7515.824	-65.26	Pk	35.7	11.8	0	-22.72	-40.48	-	-	-21.2	-19.28	358	211	V
			7125	-76.38	RMS	35.7	11.8	0.31	-23.26	-51.83	-27	-24.83	-	-	358	211	V
			7497.157	-77.28	RMS	35.7	11.8	0.31	-22.69	-52.16	-41.2	-10.96	-	-	358	211	V

* - indicates frequency in CFR47 Pt 15 / IC RSS-Restricted Band
Pk - Peak detector
RMS - RMS detection

UL VERIFICATION SERVICES
47173 Benicia Street, Fremont, CA 94538; USA TEL:(510) 319-4000 FAX:(510) 661-0888
This report shall not be reproduced except in full, without the written approval of UL VERIFICATION SERVICES

1TX Antenna 6 MODE:484-Tone, RU Index S66

BANDEDGE (HIGH CHANNEL / 6985MHz)

HORIZONTAL RESULT

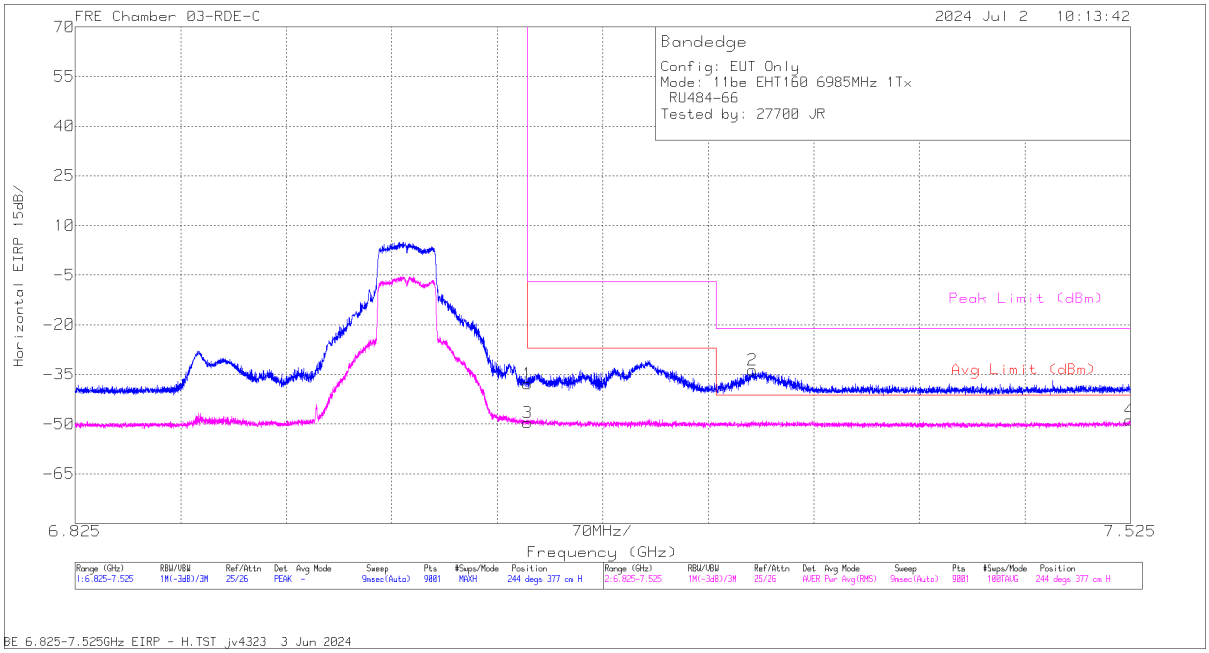

Trace Markers

Marker	Frequency (GHz)	Meter Reading (dBm)	Det	223084 ACF (dB/m) 3m	Conversion Factor (dB)	DCCF (dB)	Gain/Loss (dB)	Corrected Reading EIRP (dBm)	Avg Limit (dBm)	RMS Margin (dB)	Peak Limit (dBm)	PK Margin (dB)	Azimuth (Degs)	Height (cm)	Polarity
1	7.125	-48.88	Pk	35.7	11.8	0	-36.5	-37.88	-	-	-7	-30.88	244	377	H
2	* 7.274479	-44.64	Pk	35.7	11.8	0	-36.5	-33.64	-	-	-21.2	-12.44	244	377	H
3	7.125	-60.85	RMS	35.7	11.8	.31	-36.5	-49.54	-27	-22.54	-	-	244	377	H
4	* 7.52438	-60.3	RMS	35.7	11.8	.31	-36.3	-48.79	-41.2	-7.59	-	-	244	377	H

* - indicates frequency in CFR47 Pt 15 / IC RSS-Restricted Band
Pk - Peak detector
RMS - RMS detection

UL VERIFICATION SERVICES
47173 Benicia Street, Fremont, CA 94538; USA TEL:(510) 319-4000 FAX:(510) 661-0888
This report shall not be reproduced except in full, without the written approval of UL VERIFICATION SERVICES

VERTICAL RESULT

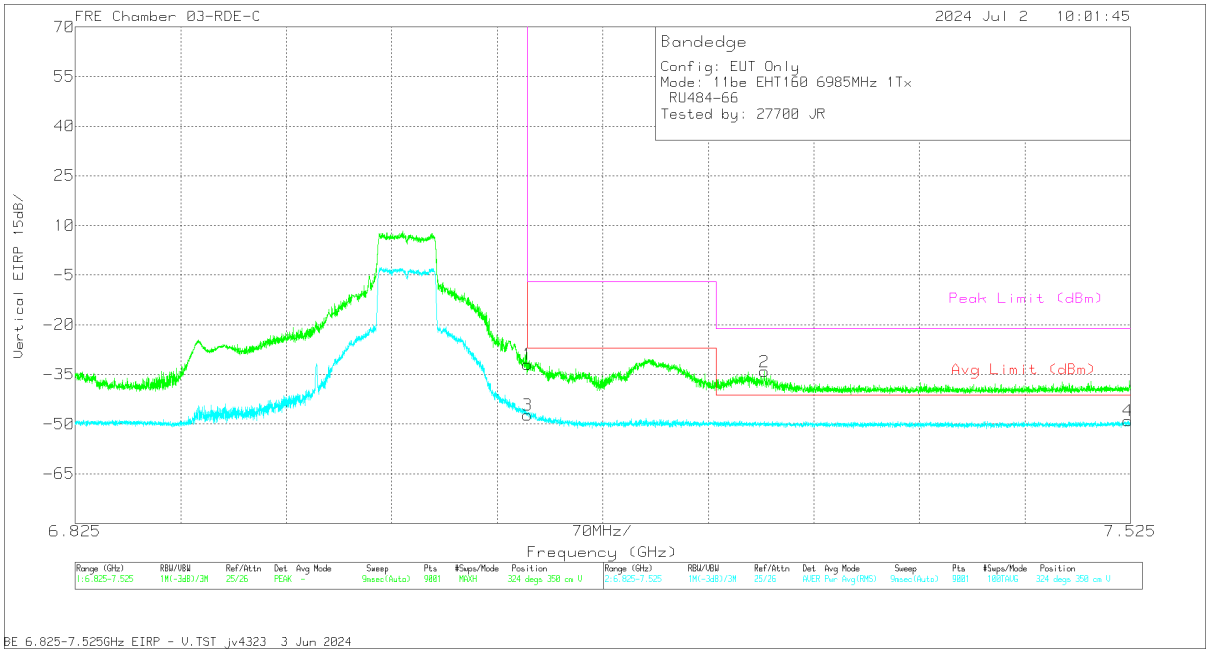

Trace Markers

Marker	Frequency (GHz)	Meter Reading (dBm)	Det	223084 ACF (dB/m) 3m	Conversion Factor (dB)	DCCF (dB)	Gain/Loss (dB)	Corrected Reading EIRP (dBm)	Avg Limit (dBm)	RMS Margin (dB)	Peak Limit (dBm)	PK Margin (dB)	Azimuth (Degs)	Height (cm)	Polarity
1	7.125	-42.96	Pk	35.7	11.8	0	-36.5	-31.96	-	-	-7	-24.96	324	350	V
2	* 7.282257	-45.15	Pk	35.7	11.8	0	-36.5	-34.15	-	-	-21.2	-12.95	324	350	V
3	7.125	-58.61	RMS	35.7	11.8	.31	-36.5	-47.3	-27	-20.3	-	-	324	350	V
4	* 7.523213	-60.54	RMS	35.7	11.8	.31	-36.3	-49.03	-41.2	-7.83	-	-	324	350	V

* - indicates frequency in CFR47 Pt 15 / IC RSS-Restricted Band
Pk - Peak detector
RMS - RMS detection

UL VERIFICATION SERVICES
47173 Benicia Street, Fremont, CA 94538; USA TEL:(510) 319-4000 FAX:(510) 661-0888
This report shall not be reproduced except in full, without the written approval of UL VERIFICATION SERVICES

1.1.10. 802.11be MIMO SU MODE IN UNII-8 BAND – BANDEDGE

UNII-8 (MIMO CDD)	Channel Frequency (MHz)	Ant. #	Frequency (GHz)	Meter Reading (dBm)	Det	AF (dB/m)	Conversion Factor (dB)	DCCF (dB)	Gain/Loss (dB)	Correct Reading EIRP (dBm)	Avg Limit (dBm)	Avg Margin (dB)	Pk Limit (dBm)	Pk Margin (dB)	Azimuth (Degs)	Height (cm)	Polarity
EHT20 (SU Mode)	7095	6 + 5	* 7.512402	-60.41	RMS	35.7	11.8	0.5	-36.4	-48.81	-41.2	-7.61	-	-	236	113	H
			7.125	-34.47	Pk	35.7	11.8	0	-36.5	-23.47	-	-	-7	-16.47	236	113	H
			7.125	-54.74	RMS	35.7	11.8	0.5	-36.5	-43.24	-27	-16.24	-	-	236	113	H
			7.125145	-33.11	Pk	35.7	11.8	0	-36.5	-22.11	-	-	-7	-15.11	236	113	H
			* 7.454846	-60.16	RMS	35.7	11.8	0.5	-36.6	-48.76	-41.2	-7.56	-	-	317	170	V
			7.125	-29.6	Pk	35.7	11.8	0	-36.5	-18.6	-	-	-7	-11.6	317	170	V
			7.125	-48.87	RMS	35.7	11.8	0.5	-36.5	-37.37	-27	-10.37	-	-	317	170	V
			7.12709	-28.66	Pk	35.7	11.8	0	-36.5	-17.66	-	-	-7	-10.66	317	170	V
	7115	6 + 5	7.125	-35.81	Pk	35.7	11.8	0	-36.5	-24.81	-	-	-7	-17.81	62	111	H
			* 7.318268	-48.4	Pk	35.7	11.8	0	-36.5	-37.4	-	-	-21.2	-16.2	62	111	H
			7.125	-47.48	RMS	35.7	11.8	0.5	-36.5	-35.98	-27	-8.98	-	-	62	111	H
			* 7.278601	-60.23	RMS	35.7	11.8	0.5	-36.56	-48.79	-41.2	-7.59	-	-	62	111	H
			7.125	-31.75	Pk	35.7	11.8	0	-36.5	-20.75	-	-	-7	-13.75	140	243	V
			7.125068	-32.86	Pk	35.7	11.8	0	-36.5	-21.86	-	-	-7	-14.86	140	243	V
			7.125	-41.75	RMS	35.7	11.8	0.5	-36.5	-30.25	-27	-3.25	-	-	140	243	V
			7.125068	-43.12	RMS	35.7	11.8	0.5	-36.5	-31.62	-27	-4.62	-	-	140	243	V
EHT40 (SU Mode)	7085	6 + 5	7125	-43.62	Pk	35.7	11.8	0	-23.26	-19.38	-	-	-7	-12.38	311	104	H
			7125	-60.18	RMS	35.7	11.8	0.94	-23.26	-35	-27	-8	-	-	311	104	H
			7126.312	-58.8	RMS	35.7	11.8	0.94	-23.25	-33.61	-27	-6.61	-	-	311	104	H
			7128.801	-42.61	Pk	35.7	11.8	0	-23.27	-18.38	-	-	-7	-11.38	311	104	H
			7125	-40.64	Pk	35.7	11.8	0	-23.26	-16.4	-	-	-7	-9.4	30	125	V
			7125	-56.04	RMS	35.7	11.8	0.94	-23.26	-30.86	-27	-3.86	-	-	30	125	V
			7125.612	-37.97	Pk	35.7	11.8	0	-23.26	-13.73	-	-	-7	-6.73	30	125	V
			7126.079	-54.95	RMS	35.7	11.8	0.94	-23.26	-29.77	-27	-2.77	-	-	30	125	V
EHT80 (SU Mode)	7025	6 + 5	7125	-44.86	Pk	35.7	11.8	0	-23.26	-20.62	-	-	-7	-13.62	312	111	H
			7125	-62.11	RMS	35.7	11.8	0.54	-23.26	-37.33	-27	-10.33	-	-	312	111	H
			7126.234	-44.57	Pk	35.7	11.8	0	-23.26	-20.33	-	-	-7	-13.33	312	111	H
			7126.468	-60.02	RMS	35.7	11.8	0.54	-23.25	-35.23	-27	-8.23	-	-	312	111	H
			7125	-42.27	Pk	35.7	11.8	0	-23.26	-18.03	-	-	-7	-11.03	34	113	V
			7125	-57.15	RMS	35.7	11.8	0.54	-23.26	-32.37	-27	-5.37	-	-	34	113	V
			7125.068	-57.02	RMS	35.7	11.8	0.54	-23.26	-32.24	-27	-5.24	-	-	34	113	V
			7125.923	-41.3	Pk	35.7	11.8	0	-23.26	-17.06	-	-	-7	-10.06	34	113	V
EHT160 (SU Mode)	6985	6 + 5	* 7.265301	-47.54	Pk	35.7	11.8	0	-36.5	-36.54	-	-	-21.2	-15.34	233	124	H
			* 7.257446	-59.9	RMS	35.7	11.8	0.64	-36.5	-48.26	-41.2	-7.06	-	-	233	124	H
			7.125	-34.04	Pk	35.7	11.8	0	-36.5	-23.04	-	-	-7	-16.04	233	124	H
			7.125	-51.76	RMS	35.7	11.8	0.64	-36.5	-40.12	-27	-13.12	-	-	233	124	H
			7.125	-28.58	Pk	35.7	11.8	0	-36.5	-17.58	-	-	-7	-10.58	315	218	V
			7.125	-48.92	RMS	35.7	11.8	0.64	-36.5	-37.28	-27	-10.28	-	-	315	218	V
			7.126234	-27.93	Pk	35.7	11.8	0	-36.5	-16.93	-	-	-7	-9.93	315	218	V
			7.12779	-41.87	RMS	35.7	11.8	0.64	-36.5	-30.23	-27	-3.23	-	-	315	218	V

* - indicates frequency in CFR47 Pt 15 / IC RSS-Restricted Band
Pk - Peak detector
RMS - RMS detection

UL VERIFICATION SERVICES
47173 Benicia Street, Fremont, CA 94538; USA TEL:(510) 319-4000 FAX:(510) 661-0888
This report shall not be reproduced except in full, without the written approval of UL VERIFICATION SERVICES

2TX Antenna 6 + Antenna 5 CDD MODE: SU

BANDEDGE (HIGH CHANNEL / 6985MHz)

HORIZONTAL RESULT

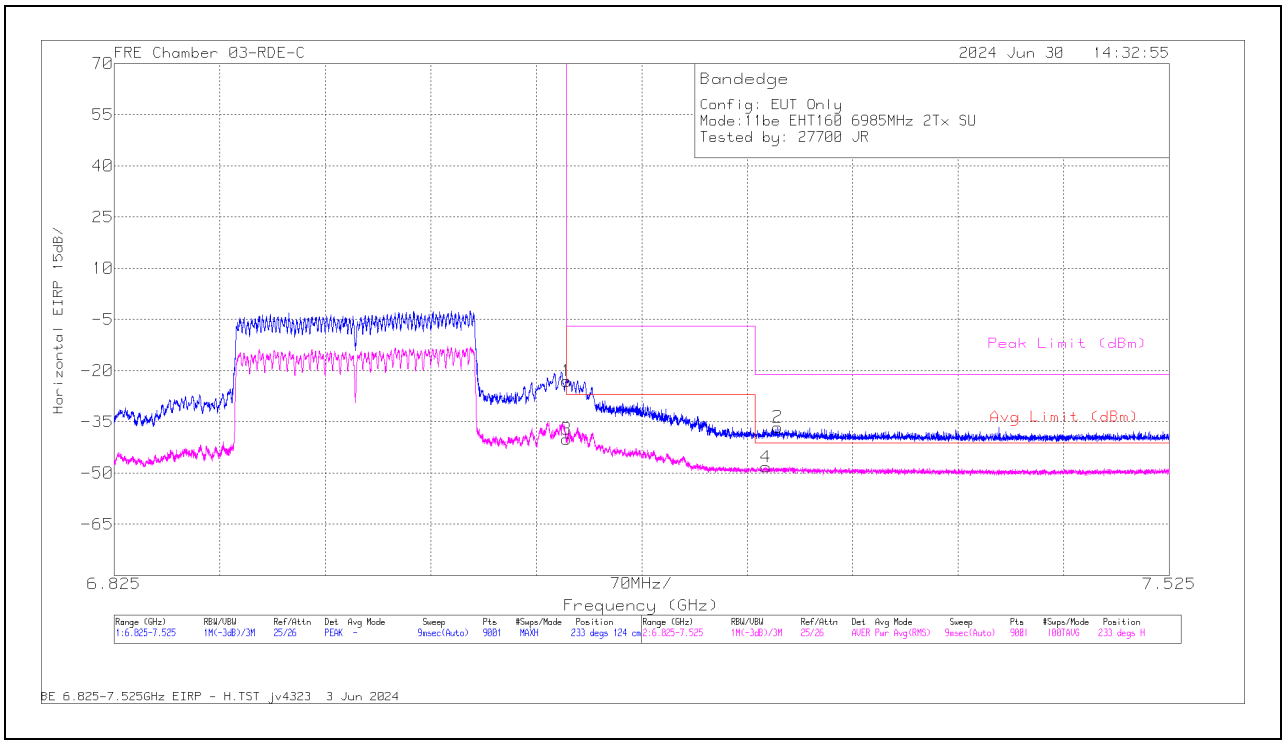

Trace Markers

Marker	Frequency (GHz)	Meter Reading (dBm)	Det	223084 ACF (dB/m) 3m	Conversion Factor (dB)	DCCF (dB)	Gain/Loss (dB)	Corrected Reading EIRP (dBm)	Avg Limit (dBm)	RMS Margin (dB)	Peak Limit (dBm)	PK Margin (dB)	Azimuth (Degs)	Height (cm)	Polarity
2	* 7.265301	-47.54	Pk	35.7	11.8	0	-36.5	-36.54	-	-	-21.2	-15.34	233	124	H
4	* 7.257446	-59.9	RMS	35.7	11.8	0.64	-36.5	-48.26	-41.2	-7.06	-	-	233	124	H
1	7.125	-34.04	Pk	35.7	11.8	0	-36.5	-23.04	-	-	-7	-16.04	233	124	H
3	7.125	-51.76	RMS	35.7	11.8	0.64	-36.5	-40.12	-27	-13.12	-	-	233	124	H

* - indicates frequency in CFR47 Pt 15 / IC RSS-Restricted Band
Pk - Peak detector
RMS - RMS detection

UL VERIFICATION SERVICES
47173 Benicia Street, Fremont, CA 94538; USA TEL:(510) 319-4000 FAX:(510) 661-0888
This report shall not be reproduced except in full, without the written approval of UL VERIFICATION SERVICES

VERTICAL RESULT

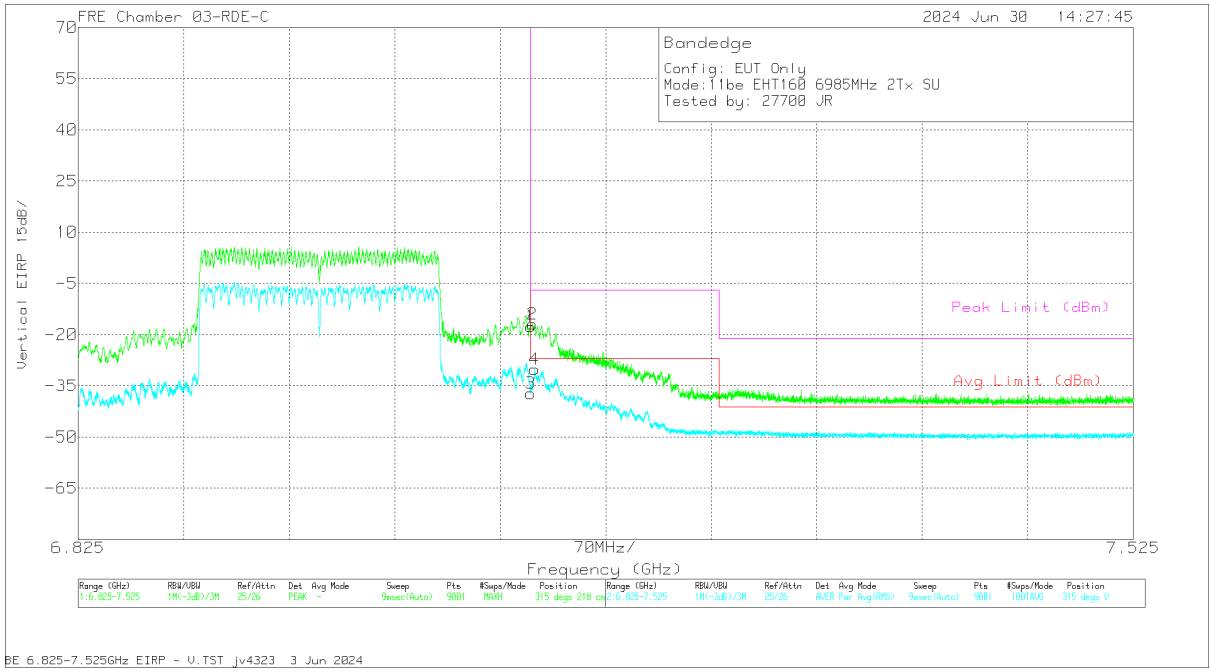

Trace Markers

Marker	Frequency (GHz)	Meter Reading (dBm)	Det	223084 ACF (dB/m) 3m	Conversion Factor (dB)	DCCF (dB)	Gain/Loss (dB)	Corrected Reading EIRP (dBm)	Avg Limit (dBm)	RMS Margin (dB)	Peak Limit (dBm)	PK Margin (dB)	Azimuth (Degs)	Height (cm)	Polarity
1	7.125	-28.58	Pk	35.7	11.8	0	-36.5	-17.58	-	-	-7	-10.58	315	218	V
3	7.125	-48.92	RMS	35.7	11.8	0.64	-36.5	-37.28	-27	-10.28	-	-	315	218	V
2	7.126234	-27.93	Pk	35.7	11.8	0	-36.5	-16.93	-	-	-7	-9.93	315	218	V
4	7.12779	-41.87	RMS	35.7	11.8	0.64	-36.5	-30.23	-27	-3.23	-	-	315	218	V

Pk - Peak detector
RMS - RMS detection

UL VERIFICATION SERVICES
47173 Benicia Street, Fremont, CA 94538; USA TEL:(510) 319-4000 FAX:(510) 661-0888
This report shall not be reproduced except in full, without the written approval of UL VERIFICATION SERVICES

1.1.11. 802.11be MIMO PARTIAL RU MODE IN UNII-8 BAND – BANDEDGE

UNII-8 (MIMO CDD)	Channel Frequency (MHz)	Ant. #	Frequency (GHz)	Meter Reading (dBm)	Det	AF (dB/m)	Conversion Factor (dB)	DCCF (dB)	Gain/Loss (dB)	Correct Reading EIRP (dBm)	Avg Limit (dBm)	Avg Margin (dB)	Pk Limit (dBm)	Pk Margin (dB)	Azimuth (Degs)	Height (cm)	Polarity
EHT20 (106+26T/ Index 83)	7095	6 + 5	7125	-40.16	Pk	35.7	11.8	0	-35.85	-28.51	-	-	-7	-21.51	75	249	H
			7331.801	-47.28	Pk	35.7	11.8	0	-35.76	-35.54	-	-	-21.2	-14.34	75	249	H
			7125	-57.42	RMS	35.7	11.8	0.34	-35.85	-45.43	-27	-18.43	-	-	75	249	H
			7402.113	-59.56	RMS	35.7	11.8	0.34	-35.62	-47.34	-41.2	-6.14	-	-	75	249	H
			7125	-37.08	Pk	35.7	11.8	0	-35.85	-25.43	-	-	-7	-18.43	15	316	V
			7400.635	-47.95	Pk	35.7	11.8	0	-35.63	-36.08	-	-	-21.2	-14.88	15	316	V
			7125	-54.21	RMS	35.7	11.8	0.34	-35.85	-42.22	-27	-15.22	-	-	15	316	V
			7389.902	-59.37	RMS	35.7	11.8	0.34	-35.61	-47.14	-41.2	-5.94	-	-	15	316	V
EHT40 (106+26T / Index 85)	7085	6 + 5	7.125	-41.75	Pk	35.7	11.8	0	-36.5	-30.75	-	-	-7	-23.75	317	138	H
			* 7.510691	-48.51	Pk	35.7	11.8	0	-36.4	-37.41	-	-	-21.2	-16.21	317	138	H
			7.125	-59.54	RMS	35.7	11.8	0.57	-36.5	-47.97	-27	-20.97	-	-	317	138	H
			* 7.524535	-60.4	RMS	35.7	11.8	0.57	-36.3	-48.63	-41.2	-7.43	-	-	317	138	H
			7.125	-35.53	Pk	35.7	11.8	0	-36.5	-24.53	-	-	-7	-17.53	48	221	V
			7.13129	-30.92	Pk	35.7	11.8	0	-36.5	-19.92	-	-	-7	-12.92	48	221	V
			7.125	-56.67	RMS	35.7	11.8	0.57	-36.5	-45.1	-27	-18.1	-	-	48	221	V
			* 7.306368	-60.21	RMS	35.7	11.8	0.57	-36.5	-48.64	-41.2	-7.44	-	-	48	221	V
EHT80 (484T / Index 66)	7025	6 + 5	7125	-63.99	Pk	35.7	11.8	0	-23.26	-39.75	-	-	-7	-32.75	323	102	H
			7523.68	-65.24	Pk	35.7	11.8	0	-22.69	-40.43	-	-	-21.2	-19.23	323	102	H
			7125	-77.27	RMS	35.7	11.8	0.33	-23.26	-52.7	-27	-25.7	-	-	323	102	H
			7513.958	-77.05	RMS	35.7	11.8	0.33	-22.73	-51.95	-41.2	-10.75	-	-	323	102	H
			7125	-64.25	Pk	35.7	11.8	0	-23.26	-40.01	-	-	-7	-33.01	34	232	V
			7514.891	-64.72	Pk	35.7	11.8	0	-22.73	-39.95	-	-	-21.2	-18.75	34	232	V
			7125	-76.07	RMS	35.7	11.8	0.33	-23.26	-51.5	-27	-24.5	-	-	34	232	V
			7516.758	-77.13	RMS	35.7	11.8	0.33	-22.71	-52.01	-41.2	-10.81	-	-	34	232	V
EHT160 (484T / Index S66)	6985	6 + 5	7.125	-47.33	Pk	35.7	11.8	0	-36.5	-36.33	-	-	-7	-29.33	238	232	H
			* 7.28179	-41.61	Pk	35.7	11.8	0	-36.5	-30.61	-	-	-21.2	-9.41	238	232	H
			7.125	-59.97	RMS	35.7	11.8	0.31	-36.5	-48.66	-27	-21.66	-	-	238	232	H
			* 7.273701	-59.36	RMS	35.7	11.8	0.31	-36.5	-48.05	-41.2	-6.85	-	-	238	232	H
			7.125	-40.23	Pk	35.7	11.8	0	-36.5	-29.23	-	-	-7	-22.23	316	232	V
			* 7.277901	-37.63	Pk	35.7	11.8	0	-36.5	-26.63	-	-	-21.2	-5.43	316	232	V
			7.125	-57.42	RMS	35.7	11.8	0.31	-36.5	-46.11	-27	-19.11	-	-	316	232	V
			* 7.284746	-57.44	RMS	35.7	11.8	0.31	-36.5	-46.13	-41.2	-4.93	-	-	316	232	V

* - indicates frequency in CFR47 Pt 15 / IC RSS-Restricted Band
Pk - Peak detector
RMS - RMS detection

UL VERIFICATION SERVICES
47173 Benicia Street, Fremont, CA 94538; USA TEL:(510) 319-4000 FAX:(510) 661-0888
This report shall not be reproduced except in full, without the written approval of UL VERIFICATION SERVICES

2TX Antenna 6 + Antenna 5 CDD MODE: 484-Tones, RU Index S66

BANDEDGE (HIGH CHANNEL / 6985MHz)

HORIZONTAL RESULT

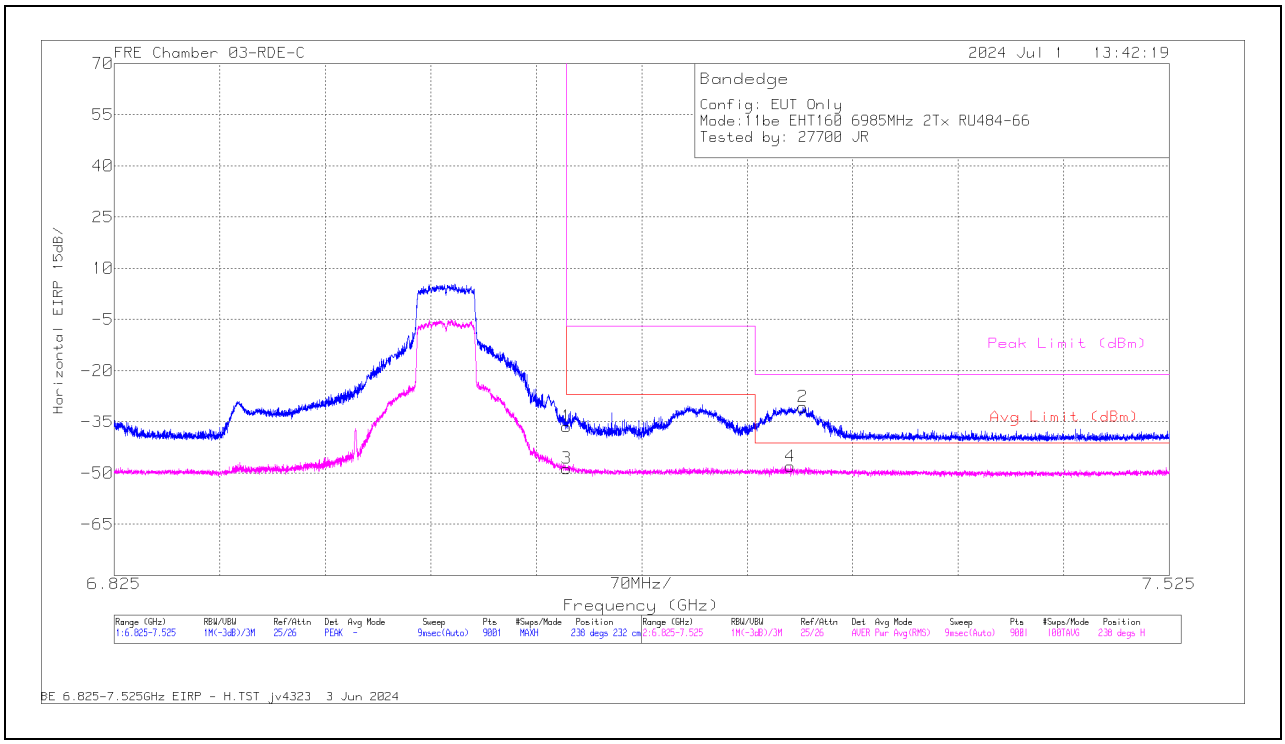

Trace Markers

Marker	Frequency (GHz)	Meter Reading (dBm)	Det	223084 ACF (dB/m) 3m	Conversion Factor (dB)	DCCF (dB)	Gain/Loss (dB)	Corrected Reading EIRP (dBm)	Avg Limit (dBm)	RMS Margin (dB)	Peak Limit (dBm)	PK Margin (dB)	Azimuth (Degs)	Height (cm)	Polarity
1	7.125	-47.33	Pk	35.7	11.8	0	-36.5	-36.33	-	-	-7	-29.33	238	232	H
2	* 7.28179	-41.61	Pk	35.7	11.8	0	-36.5	-30.61	-	-	-21.2	-9.41	238	232	H
3	7.125	-59.97	RMS	35.7	11.8	.31	-36.5	-48.66	-27	-21.66	-	-	238	232	H
4	* 7.273701	-59.36	RMS	35.7	11.8	.31	-36.5	-48.05	-41.2	-6.85	-	-	238	232	H

* - indicates frequency in CFR47 Pt 15 / IC RSS-Restricted Band
Pk - Peak detector
RMS - RMS detection

UL VERIFICATION SERVICES
47173 Benicia Street, Fremont, CA 94538; USA TEL:(510) 319-4000 FAX:(510) 661-0888
This report shall not be reproduced except in full, without the written approval of UL VERIFICATION SERVICES

VERTICAL RESULT

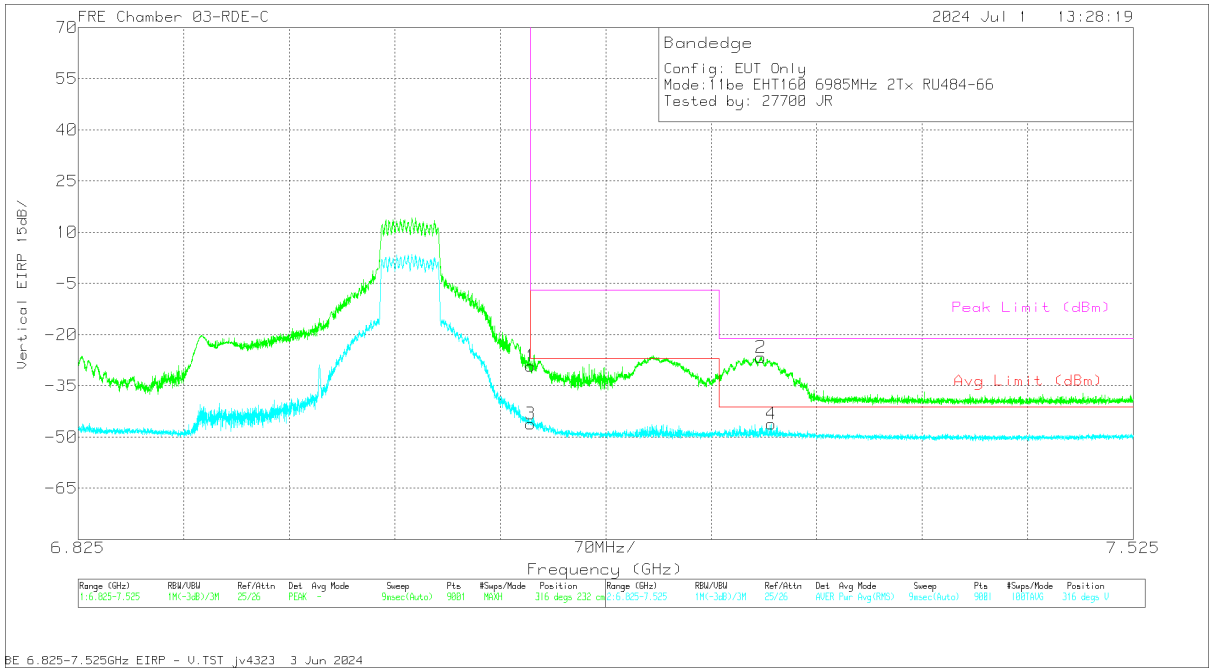

Trace Markers

Marker	Frequency (GHz)	Meter Reading (dBm)	Det	223084 ACF (dB/m) 3m	Conversion Factor (dB)	DCCF (dB)	Gain/Loss (dB)	Corrected Reading EIRP (dBm)	Avg Limit (dBm)	RMS Margin (dB)	Peak Limit (dBm)	PK Margin (dB)	Azimuth (Degs)	Height (cm)	Polarity
1	7.125	-40.23	Pk	35.7	11.8	0	-36.5	-29.23	-	-	-7	-22.23	316	232	V
2	* 7.277901	-37.63	Pk	35.7	11.8	0	-36.5	-26.63	-	-	-21.2	-5.43	316	232	V
3	7.125	-57.42	RMS	35.7	11.8	.31	-36.5	-46.11	-27	-19.11	-	-	316	232	V
4	* 7.284746	-57.44	RMS	35.7	11.8	.31	-36.5	-46.13	-41.2	-4.93	-	-	316	232	V

* - indicates frequency in CFR47 Pt 15 / IC RSS-Restricted Band
Pk - Peak detector
RMS - RMS detection

UL VERIFICATION SERVICES
47173 Benicia Street, Fremont, CA 94538; USA TEL:(510) 319-4000 FAX:(510) 661-0888
This report shall not be reproduced except in full, without the written approval of UL VERIFICATION SERVICES

1.1.12. 802.11be MIMO MODE IN UNII-8 BAND – SPURIOUS EMISSIONS

20MHz

UNII-8 (MIMO CDD)	Channel Frequency (MHz)	Ant. #	Frequency (GHz)	Meter Reading (dBuV)	Det	AF (dB/m)	Amp/Cbl/ Fltr/Pad (dB)	DCCF (dB)	Correct Reading (dBuV/m)	Avg Limit (dBuV/m)	Avg Margin (dB)	Pk Limit (dBuV/m)	Pk Margin (dB)	Azimuth (Degs)	Height (cm)	Polarity
11be (SU Mode / Highest Power)	6895	6 + 5	* 3526.984	56.4	PK-U	33.1	-45.6	0	43.9	-	-	88.2	-44.3	160	277	H
			* 3526.996	44.7	ADR	33.1	-45.6	0	32.2	68.2	-36	-	-	160	277	H
			* 3527.878	56.12	PK-U	33.1	-45.5	0	43.72	-	-	88.2	-44.48	82	181	V
			* 3526.826	44.73	ADR	33.1	-45.59	0	32.24	68.2	-35.96	-	-	82	181	V
			2032.558	49.71	ADR	31.7	-48.73	0	32.68	68.2	-35.52	-	-	264	280	H
			2032.87	49.77	ADR	31.7	-48.73	0	32.74	68.2	-35.46	-	-	89	362	V
			2033.158	61.22	PK-U	31.7	-48.71	0	44.21	-	-	88.2	-43.99	89	362	V
			2033.613	61.11	PK-U	31.7	-48.66	0	44.15	-	-	88.2	-44.05	264	280	H
			* 11198.666	54.95	PK-U	37.7	-41.16	0	51.49	-	-	74	-22.51	77	127	V
			* 11201.463	42.88	ADR	37.7	-41.07	0	39.51	54	-14.49	-	-	77	127	V
			* 11228.126	43.24	ADR	37.7	-40.49	0	40.45	54	-13.55	-	-	155	196	H
			* 11229.031	54.49	PK-U	37.7	-40.42	0	51.77	-	-	74	-22.23	155	196	H
	6995	6 + 5	* 2202.716	58.95	PK-U	31.6	-48.59	0	41.96	-	-	74	-32.04	142	320	H
			* 2212.393	47.66	ADR	31.7	-48.42	0	30.94	54	-23.06	-	-	142	320	H
			* 3783.63	55.55	PK-U	33.4	-45.6	0	43.35	-	-	74	-30.65	289	301	H
			* 3787.153	43.85	ADR	33.4	-45.55	0	31.7	54	-22.3	-	-	289	301	H
			* 2287.429	59.21	PK-U	32.2	-48.94	0	42.47	-	-	74	-31.53	267	241	V
			* 2214.46	47.5	ADR	31.7	-48.57	0	30.63	54	-23.37	-	-	267	241	V
			* 3776.657	55.25	PK-U	33.4	-45.36	0	43.29	-	-	74	-30.71	86	152	V
			* 3773.77	43.69	ADR	33.4	-45.34	0	31.75	54	-22.25	-	-	86	152	V
			10491.607	54.82	PK-U	37.9	-41.35	0	51.37	-	-	88.2	-36.83	9	131	V
			10493.467	43.38	ADR	37.9	-41.33	0	39.95	68.2	-28.25	-	-	9	131	V
			10503.39	55.21	PK-U	37.9	-41.37	0	51.74	-	-	88.2	-36.46	193	349	H
			10504.829	43.53	ADR	37.9	-41.43	0	40	68.2	-28.2	-	-	193	349	H
	7095	6 + 5	2033.682	61.16	PK-U	31.7	-48.65	0	44.21	-	-	88.2	-43.99	209	120	V
			2034.368	49.55	ADR	31.7	-48.6	0	32.65	68.2	-35.55	-	-	209	120	V
			2036.141	49.56	ADR	31.7	-48.49	0	32.77	68.2	-35.43	-	-	93	140	H
			2038.804	61.4	PK-U	31.7	-48.67	0	44.43	-	-	88.2	-43.77	93	140	H
			3323.75	54.2	PK-U	32.9	-45.49	0	41.61	-	-	88.2	-46.59	45	266	V
			3324.03	42.7	ADR	32.9	-45.48	0	30.12	68.2	-38.08	-	-	45	266	V
			3326.623	42.52	ADR	32.9	-45.4	0	30.02	68.2	-38.18	-	-	170	169	H
			3327.188	54.39	PK-U	32.9	-45.4	0	41.89	-	-	88.2	-46.31	170	169	H
			9908.334	55.35	PK-U	37.5	-42.35	0	50.5	-	-	88.2	-37.7	347	245	H
			9908.753	43.82	ADR	37.5	-42.36	0	38.96	68.2	-29.24	-	-	347	245	H
	7115	6 + 5	* 3788.863	55.54	PK-U	33.4	-45.48	0	43.46	-	-	74	-30.54	336	141	H
			* 3790.857	43.85	ADR	33.4	-45.33	0	31.92	54	-22.08	-	-	336	141	H
			* 3785.139	55.41	PK-U	33.4	-45.6	0	43.21	-	-	74	-30.79	87	181	V
			* 3785.888	43.99	ADR	33.4	-45.59	0	31.8	54	-22.2	-	-	87	181	V
			2443.156	47.81	ADR	33.5	-48.67	0	32.64	68.2	-35.56	-	-	327	231	V
			2443.386	59.56	PK-U	33.5	-48.69	0	44.37	-	-	88.2	-43.83	327	231	V
			2454.955	59.61	PK-U	33.5	-48.56	0	44.55	-	-	88.2	-43.65	327	309	H
			2454.996	47.65	ADR	33.5	-48.56	0	32.59	68.2	-35.61	-	-	327	309	H
			* 10901.821	54.44	PK-U	37.9	-39.96	0	52.38	-	-	74	-21.62	183	388	V
			* 10902.251	42.9	ADR	37.9	-39.98	0	40.82	54	-13.18	-	-	183	388	V
			* 10948.749	53.9	PK-U	37.8	-40.18	0	51.52	-	-	74	-22.48	244	327	H
			* 10948.818	42.58	ADR	37.8	-40.17	0	40.21	54	-13.79	-	-	244	327	H
11be (Partial RU Mode / Highest PSD)	6895 (106+26T-Index 82)	6 + 5	* 1296.684	56.4	PK-U	29.6	-48.23	0	37.77	-	-	88.2	-50.43	22	191	H
			* 1296.991	45.5	ADR	29.6	-48.2	0	26.9	68.2	-41.3	-	-	22	191	H
			* 3531.243	56.41	PK-U	33.1	-45.69	0	43.82	-	-	88.2	-44.38	67	101	H
			* 3530.199	44.8	ADR	33.1	-45.57	0	32.33	68.2	-35.87	-	-	67	101	H
			* 1294.225	57.35	PK-U	29.6	-48.27	0	38.68	-	-	88.2	-49.52	155	198	V
			* 1296.8	45.45	ADR	29.6	-48.22	0	26.83	68.2	-41.37	-	-	155	198	V
			* 3566.933	53.05	PK-U	33.1	-45.36	0	40.79	-	-	88.2	-47.41	214	224	V
			* 3566.422	41.28	ADR	33.1	-45.32	0	29.06	68.2	-39.14	-	-	214	224	V
			* 10783.93	54.84	PK-U	38	-41.36	0	51.48	-	-	74	-22.52	237	155	V
			* 10784.022	43.27	ADR	38	-41.36	0	39.91	54	-14.09	-	-	237	155	V
			* 10912.545	42.35	ADR	37.9	-40.01	0	40.24	54	-13.76	-	-	257	285	H
			* 10915.333	53.84	PK-U	37.9	-40.15	0	51.59	-	-	74	-22.41	257	285	H
	6995 (106+26T-Index 82)	6 + 5	* 9459.666	55.41	PK-U	36.4	-42.14	0	49.67	-	-	74	-24.33	112	108	H
			* 9461.795	44.03	ADR	36.4	-42.12	0	38.31	54	-15.69	-	-	112	108	H
			* 10903.923	53.94	PK-U	37.9	-40.01	0	51.83	-	-	74	-22.17	78	124	H
			* 10903.998	42.33	ADR	37.9	-40.01	0	40.22	54	-13.78	-	-	78	124	H
			* 15852.839	53.25	PK-U	41.2	-37.61	0	56.84	-	-	74	-17.16	313	238	H
			* 15852.663	41.78	ADR	41.2	-37.61	0	45.37	54	-8.63	-	-	313	238	H
			* 9460.806	55.84	PK-U	36.4	-42.17	0	50.07	-	-	74	-23.93	325	187	V
			* 9462.334	44.01	ADR	36.4	-42.11	0	38.3	54	-15.7	-	-	325	187	V
			* 10890.273	53.83	PK-U	37.9	-39.84	0	51.89	-	-	74	-22.11	45	210	V
			* 10889.621	42.78	ADR	37.9	-39.81	0	40.87	54	-13.13	-	-	45	210	V
			* 15849.491	53.01	PK-U	41.2	-37.47	0	56.74	-	-	74	-17.26	187	118	V
			* 15850.504	41.68	ADR	41.2	-37.56	0	45.32	54	-8.68	-	-	187	118	V
	7095 (106+26T-Index 83)	6 + 5	* 9382.739	55.57	PK-U	36.3	-41.57	0	50.3	-	-	74	-23.7	162	158	H
			* 9384.546	43.82	ADR	36.3	-41.6	0	38.52	54	-15.48	-	-	162	158	H
			* 11889.326	53.19	PK-U	38.7	-39.85	0	52.04	-	-	74	-21.96	37	216	H
			* 11888.9	41.83	ADR	38.7	-39.86	0	40.67	54	-13.33	-	-	37	216	H
			* 15853.179	53.4	PK-U	41.2	-37.63	0	56.97	-	-	74	-17.03	155	123	H
			* 15853.912	41.87	ADR	41.2	-37.72	0	45.35	54	-8.65	-	-	155	123	H
			* 9386.154	56.07	PK-U	36.3	-41.72	0	50.65	-	-	74	-23.35	321	198	V
			* 9385.328	44.03	ADR	36.3	-41.63	0	38.7	54	-15.3	-	-	321	198	V
			* 11899.001	53.18	PK-U	38.7	-39.51	0	52.37	-	-	74	-21.63	237	244	V
			* 11899.028	41.64	ADR	38.7	-39.51	0	40.83	54	-13.17	-	-	237	244	V
			* 15854.405	53.29	PK-U	41.2	-37.77	0	56.72	-	-	74	-17.28	228	164	V
			* 15855.142	41.99	ADR	41.2	-37.85	0	45.34	54	-8.66	-	-	228	164	V

* - indicates frequency in CFR47 Pt 15 / IC RSS-Restricted Band
Pk - Peak detector
RMS - RMS detection

UL VERIFICATION SERVICES
47173 Benicia Street, Fremont, CA 94538; USA TEL:(510) 319-4000 FAX:(510) 661-0888
This report shall not be reproduced except in full, without the written approval of UL VERIFICATION SERVICES

HARMONICS AND SPURIOUS EMISSIONS (LOW CHANNEL / 6895MHz)

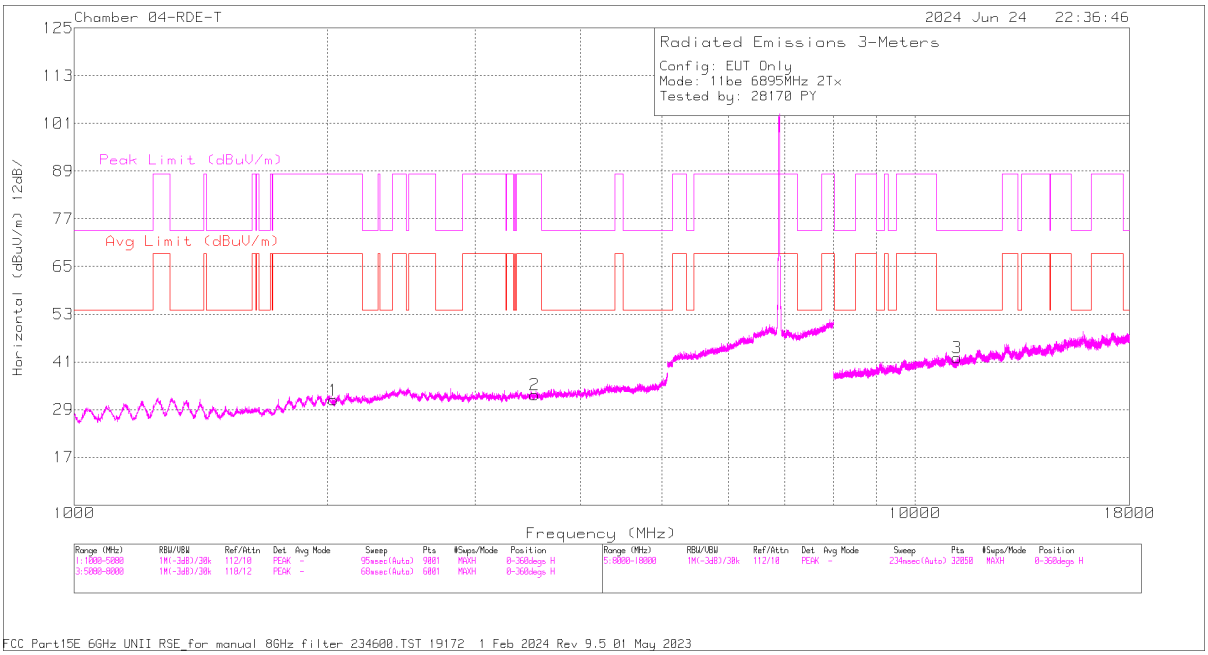

HORIZONTAL

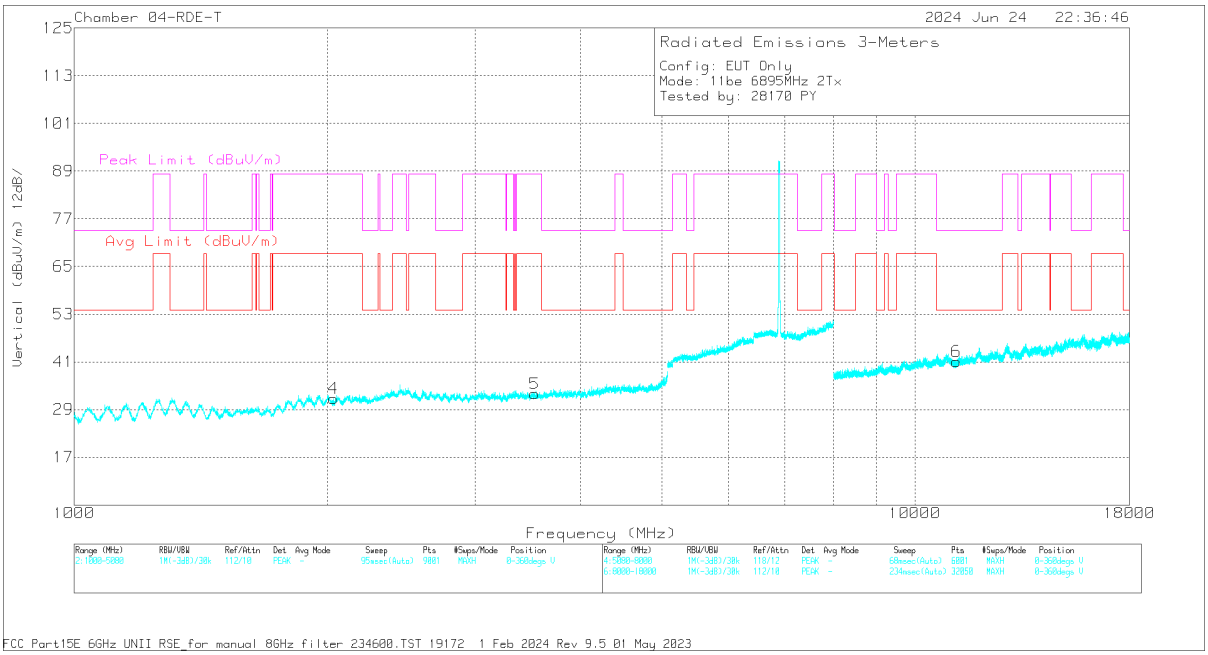

VERTICAL

UL VERIFICATION SERVICES
47173 Benicia Street, Fremont, CA 94538; USA TEL:(510) 319-4000 FAX:(510) 661-0888
This report shall not be reproduced except in full, without the written approval of UL VERIFICATION SERVICES

RADIATED EMISSIONS

Marker	Frequency (MHz)	Meter Reading (dBuV)	Det	80430 3m ACF (dB/m)	DCCF (dB)	Gain/Loss (dB)	Corrected Reading (dBuV/m)	Avg Limit (dBuV/m)	Margin (dB)	Peak Limit (dBuV/m)	PK Margin (dB)	Azimuth (Degs)	Height (cm)	Polarity
1	* 3526.984	56.4	PK-U	33.1	0	-45.6	43.9	-	-	88.2	-44.3	160	277	H
	* 3526.996	44.7	ADR	33.1	0	-45.6	32.2	68.2	-36	-	-	160	277	H
4	* 3527.878	56.12	PK-U	33.1	0	-45.5	43.72	-	-	88.2	-44.48	82	181	V
	* 3526.826	44.73	ADR	33.1	0	-45.59	32.24	68.2	-35.96	-	-	82	181	V
2	2032.558	49.71	ADR	31.7	0	-48.73	32.68	68.2	-35.52	-	-	264	280	H
	2033.613	61.11	PK-U	31.7	0	-48.66	44.15	-	-	88.2	-44.05	264	280	H
5	2032.87	49.77	ADR	31.7	0	-48.73	32.74	68.2	-35.46	-	-	89	362	V
	2033.158	61.22	PK-U	31.7	0	-48.71	44.21	-	-	88.2	-43.99	89	362	V

Marker	Frequency (MHz)	Meter Reading (dBuV)	Det	80430 3m ACF (dB/m)	8 GHz HPF (dB)	DCCF (dB)	Gain/Loss (dB)	Corrected Reading (dBuV/m)	Avg Limit (dBuV/m)	Margin (dB)	Peak Limit (dBuV/m)	PK Margin (dB)	Azimuth (Degs)	Height (cm)	Polarity
6	* 11198.666	54.95	PK-U	37.7	.8	0	-41.96	51.49	-	-	74	-22.51	77	127	V
	* 11201.463	42.88	ADR	37.7	.8	0	-41.87	39.51	54	-14.49	-	-	77	127	V
5	* 11228.126	43.24	ADR	37.7	.8	0	-41.29	40.45	54	-13.55	-	-	155	196	H
	* 11229.031	54.49	PK-U	37.7	.8	0	-41.22	51.77	-	-	74	-22.23	155	196	H

* - indicates frequency in CFR47 Pt 15 / IC RSS-Restricted Band
PK-U - U-NII: Maximum Peak
ADR - U-NII AD primary method, RMS average

UL VERIFICATION SERVICES
47173 Benicia Street, Fremont, CA 94538; USA TEL:(510) 319-4000 FAX:(510) 661-0888
This report shall not be reproduced except in full, without the written approval of UL VERIFICATION SERVICES

40MHz

UNII-8 (MIMO CDD)	Channel Frequency (MHz)	Ant. #	Frequency (GHz)	Meter Reading (dBuV)	Det	AF (dB/m)	Amp/Cbl/ Fltr/Pad (dB)	DCCF (dB)	Correct Reading (dBuV/m)	Avg Limit (dBuV/m)	Avg Margin (dB)	Pk Limit (dBuV/m)	Pk Margin (dB)	Azimuth (Degs)	Height (cm)	Polarity
11be (SU Mode / Highest Power)	6885 (Straddle)	6 + 5	* 4157.829	56.91	PK-U	33.7	-46.27	0	44.34	-	-	74	-29.66	158	244	H
			* 4157.187	44.95	ADR	33.7	-46.27	0	32.38	54	-21.62	-	-	158	244	H
			* 4155.733	56.45	PK-U	33.7	-46.32	0	43.83	-	-	74	-30.17	194	214	V
			* 4154.887	45.11	ADR	33.7	-46.31	0	32.5	54	-21.5	-	-	194	214	V
			2415.855	46.92	ADR	33.4	-48.74	0	31.58	68.2	-36.62	-	-	84	134	H
			2416.755	62.38	PK-U	33.4	-48.67	0	47.11	-	-	88.2	-41.09	84	134	H
			2417.042	60.99	PK-U	33.4	-48.64	0	45.75	-	-	88.2	-42.45	181	200	V
			2417.286	47.67	ADR	33.4	-48.67	0	32.4	68.2	-35.8	-	-	181	200	V
			12951.286	41.7	ADR	39	-38.93	0	41.77	68.2	-26.43	-	-	327	266	V
			12951.908	53.73	PK-U	39	-38.93	0	53.8	-	-	88.2	-34.4	327	266	V
			12955.548	54.23	PK-U	39	-39.13	0	54.1	-	-	88.2	-34.1	287	313	H
			12956.501	42.16	ADR	39	-39.26	0	41.9	68.2	-26.3	-	-	287	313	H
	6965	6 + 5	* 3703.907	56.28	PK-U	33.3	-45.61	0	43.97	-	-	74	-30.03	207	181	H
			* 3705.14	44.39	ADR	33.3	-45.5	0	32.19	54	-21.81	-	-	207	181	H
			* 3704.699	56.21	PK-U	33.3	-45.53	0	43.98	-	-	74	-30.02	327	177	V
			* 3706.974	44.6	ADR	33.3	-45.52	0	32.38	54	-21.62	-	-	327	177	V
			1949.551	45.81	ADR	31.5	-48.35	0	28.96	68.2	-39.24	-	-	270	257	V
			1950.216	45.59	ADR	31.5	-48.26	0	28.83	68.2	-39.37	-	-	153	189	H
			1951.773	57.77	PK-U	31.5	-48.18	0	41.09	-	-	88.2	-47.11	270	257	V
			1952.92	57.21	PK-U	31.5	-48.25	0	40.46	-	-	88.2	-47.74	153	189	H
			12886.465	52.87	PK-U	39	-38.76	0	53.11	-	-	88.2	-35.09	105	209	V
			12887.379	41.44	ADR	39	-38.81	0	41.63	68.2	-26.57	-	-	105	209	V
			12887.938	41.47	ADR	39	-38.94	0	41.53	68.2	-26.67	-	-	355	298	H
			12888.239	52.72	PK-U	39	-38.91	0	52.81	-	-	88.2	-35.39	355	298	H
	7085	6 + 5	* 4193.225	57.09	PK-U	33.8	-46.42	0	44.47	-	-	74	-29.53	108	249	H
			* 4193.048	45.28	ADR	33.8	-46.44	0	32.64	54	-21.36	-	-	108	249	H
			* 2355.386	58.64	PK-U	33	-48.8	0	42.84	-	-	74	-31.16	155	107	V
			* 2349.333	47.48	ADR	32.9	-48.89	0	31.49	54	-22.51	-	-	155	107	V
			* 4191.024	57.56	PK-U	33.8	-46.43	0	44.93	-	-	74	-29.07	227	258	V
			* 4190.965	45.18	ADR	33.8	-46.43	0	32.55	54	-21.45	-	-	227	258	V
			2392.175	59.25	PK-U	33.3	-48.89	0	43.66	-	-	88.2	-44.54	58	198	H
			2394.137	47.49	ADR	33.3	-48.84	0	31.95	68.2	-36.25	-	-	58	198	H
			* 11823.268	41.1	ADR	38.6	-40.37	0	39.33	54	-14.67	-	-	359	290	V
			* 11823.895	41.65	ADR	38.6	-40.36	0	39.89	54	-14.11	-	-	333	287	H
			* 11824.743	52.74	PK-U	38.6	-40.39	0	50.95	-	-	74	-23.05	359	290	V
			* 11825.988	52.95	PK-U	38.6	-40.42	0	51.13	-	-	74	-22.87	333	287	H
11be (Partial RU Mode / Highest PSD)	6885 (Straddle) (106+26T-Index 82)	6 + 5	* 1309.411	60.66	PK-U	29.6	-48.27	0	41.99	-	-	74	-32.01	0	101	H
			* 1309.418	48.28	ADR	29.6	-48.27	0	29.61	54	-24.39	-	-	0	101	H
			* 1307.563	60.34	PK-U	29.6	-48.16	0	41.78	-	-	74	-32.22	203	123	V
			* 1309.046	48.11	ADR	29.6	-48.31	0	29.4	54	-24.6	-	-	203	123	V
			* 1307.65	59.31	PK-U	29.6	-48.17	0	40.74	-	-	74	-33.26	83	109	V
			* 1309.324	48.1	ADR	29.6	-48.28	0	29.42	54	-24.58	-	-	83	109	V
			3386.284	58.27	PK-U	32.9	-45.58	0	45.59	-	-	88.2	-42.61	249	141	V
			3386.644	46.36	ADR	32.9	-45.6	0	33.66	68.2	-34.54	-	-	249	141	V
			3389.053	46.24	ADR	32.9	-45.71	0	33.43	68.2	-34.77	-	-	271	198	H
			3390.347	58.2	PK-U	32.9	-45.6	0	45.5	-	-	88.2	-42.7	271	198	H
			* 10630.255	43.33	ADR	38	-41.24	0	40.09	54	-13.91	-	-	81	172	H
			* 10630.632	54.99	PK-U	38	-41.22	0	51.77	-	-	74	-22.23	81	172	H
	6965 (106+26T-Index 82)	6 + 5	9662.693	54.71	PK-U	36.8	-41.38	0	50.13	-	-	88.2	-38.07	121	144	H
			9662.765	43.04	ADR	36.8	-41.38	0	38.46	68.2	-29.74	-	-	121	143	H
			9664.269	54.6	PK-U	36.8	-41.43	0	49.97	-	-	88.2	-38.23	180	160	V
			9665.683	43.05	ADR	36.8	-41.52	0	38.33	68.2	-29.87	-	-	180	160	V
			14103.712	42.99	ADR	39.4	-39.45	0	42.94	68.2	-25.26	-	-	188	222	H
			14104.06	42.96	ADR	39.4	-39.47	0	42.89	68.2	-25.31	-	-	275	233	V
			14105.816	54.7	PK-U	39.4	-39.38	0	54.72	-	-	88.2	-33.48	188	223	H
			14107.186	55.91	PK-U	39.4	-39.4	0	55.91	-	-	88.2	-32.29	274	234	V
			17148.973	41.09	ADR	41.8	-38.08	0	44.81	68.2	-23.39	-	-	321	209	H
			17150.212	52.98	PK-U	41.8	-38.08	0	56.7	-	-	88.2	-31.5	321	210	H
			17151.926	41.08	ADR	41.8	-37.97	0	44.91	68.2	-23.29	-	-	63	224	V
			17152.668	52.4	PK-U	41.8	-38	0	56.2	-	-	88.2	-32	63	225	V
	7085 (106+26T-Index 85)	6 + 5	10047.612	54.25	PK-U	37.6	-41.22	0	50.63	-	-	88.2	-37.57	30	181	V
			10047.929	42.59	ADR	37.6	-41.24	0	38.95	68.2	-29.25	-	-	232	194	H
			10048.891	42.54	ADR	37.6	-41.17	0	38.97	68.2	-29.23	-	-	30	180	V
			10049.225	54.4	PK-U	37.6	-41.19	0	50.81	-	-	88.2	-37.39	232	194	H
			12813.458	52.96	PK-U	39	-39.24	0	52.72	-	-	88.2	-35.48	162	259	V
			12813.773	52.69	PK-U	39	-39.24	0	52.45	-	-	88.2	-35.75	298	157	H
			12814.714	41.04	ADR	39	-39.37	0	40.67	68.2	-27.53	-	-	163	258	V
			12814.72	41.02	ADR	39	-39.37	0	40.65	68.2	-27.55	-	-	299	157	H
			15070.734	54.06	PK-U	40.7	-38.72	0	56.04	-	-	88.2	-32.16	357	255	H
			15073.04	42.06	ADR	40.7	-38.92	0	43.84	68.2	-24.36	-	-	358	254	H
			15073.16	42.36	ADR	40.7	-38.93	0	44.13	68.2	-24.07	-	-	199	310	V
			15073.495	53.85	PK-U	40.7	-38.94	0	55.61	-	-	88.2	-32.59	199	311	V

* - indicates frequency in CFR47 Pt 15 / IC RSS-Restricted Band
Pk - Peak detector
RMS - RMS detection

UL VERIFICATION SERVICES
47173 Benicia Street, Fremont, CA 94538; USA TEL:(510) 319-4000 FAX:(510) 661-0888
This report shall not be reproduced except in full, without the written approval of UL VERIFICATION SERVICES

HARMONICS AND SPURIOUS EMISSIONS (STRADDLE CHANNEL / 6885MHz)

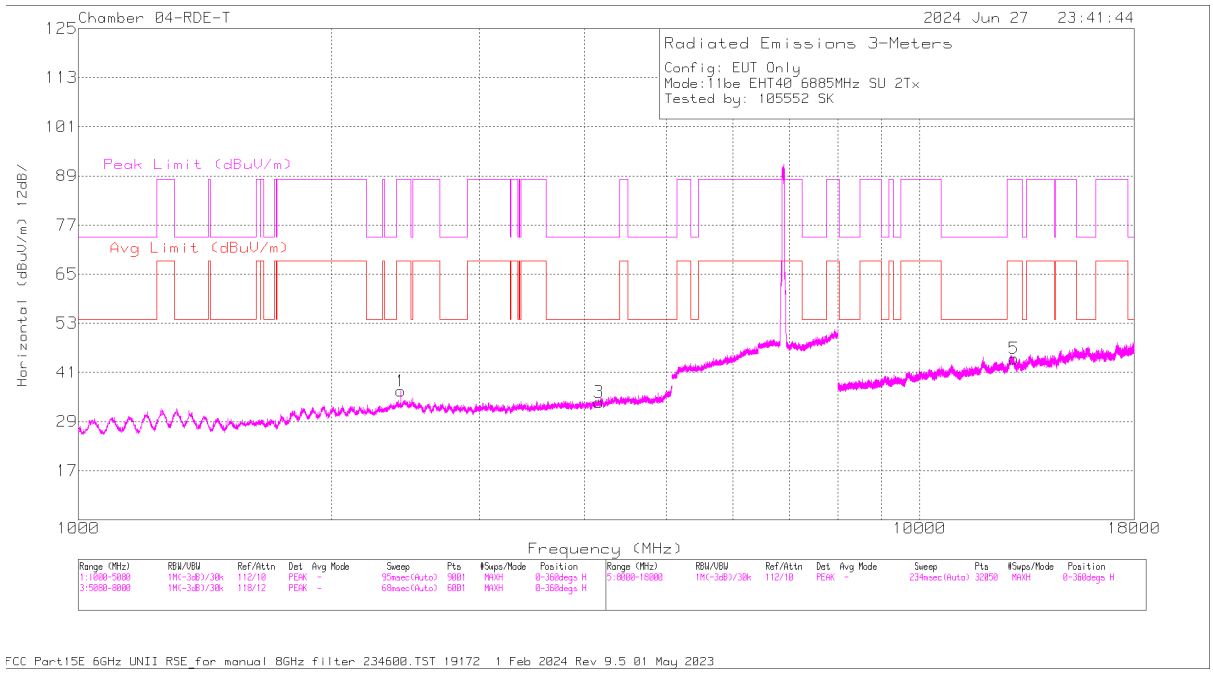

HORIZONTAL

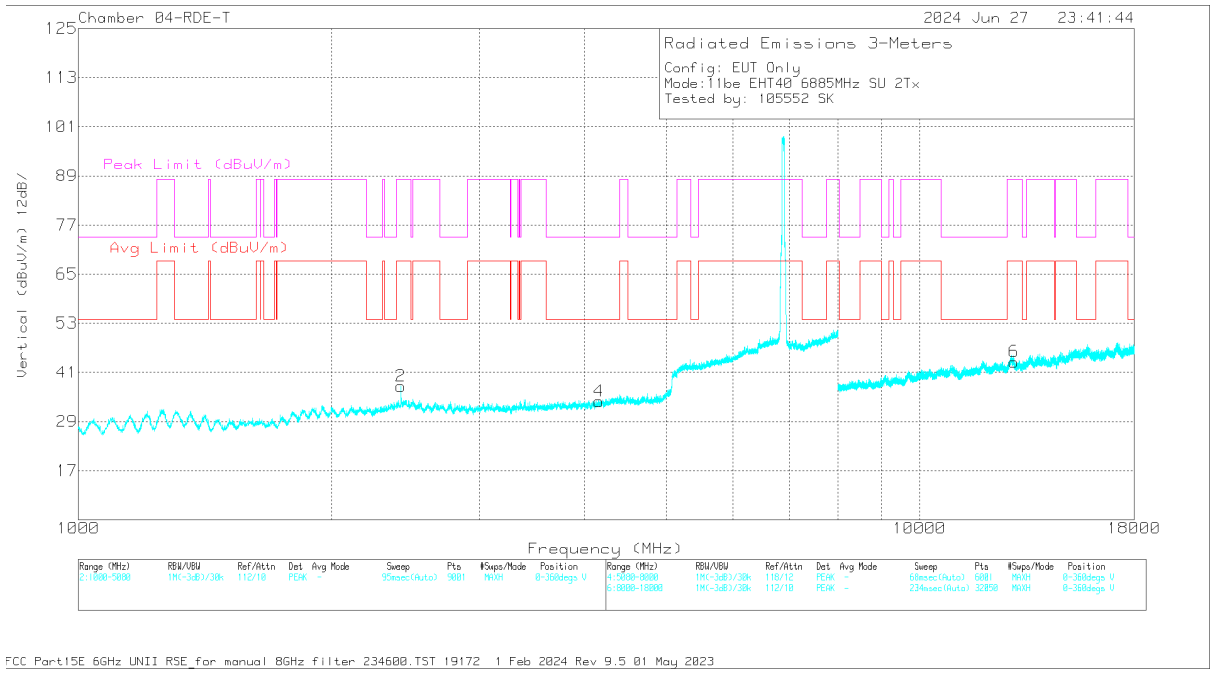

VERTICAL

UL VERIFICATION SERVICES
47173 Benicia Street, Fremont, CA 94538; USA TEL:(510) 319-4000 FAX:(510) 661-0888

This report shall not be reproduced except in full, without the written approval of UL VERIFICATION SERVICES

RADIATED EMISSIONS

Marker	Frequency (MHz)	Meter Reading (dBuV)	Det	80430 3m ACF (dB/m)	DCCF (dB)	Gain/Loss (dB)	Corrected Reading (dBuV/m)	Avg Limit (dBuV/m)	Margin (dB)	Peak Limit (dBuV/m)	PK Margin (dB)	Azimuth (Degs)	Height (cm)	Polarity
3	* 4157.829	56.91	PK-U	33.7	0	-46.27	44.34	-	-	74	-29.66	158	244	H
3	* 4157.187	44.95	ADR	33.7	0	-46.27	32.38	54	-21.62	-	-	158	244	H
4	* 4155.733	56.45	PK-U	33.7	0	-46.32	43.83	-	-	74	-30.17	194	214	V
4	* 4154.887	45.11	ADR	33.7	0	-46.31	32.5	54	-21.5	-	-	194	214	V
1	2415.855	46.92	ADR	33.4	0	-48.74	31.58	68.2	-36.62	-	-	84	134	H
1	2416.755	62.38	PK-U	33.4	0	-48.67	47.11	-	-	88.2	-41.09	84	134	H
2	2417.042	60.99	PK-U	33.4	0	-48.64	45.75	-	-	88.2	-42.45	181	200	V
2	2417.286	47.67	ADR	33.4	0	-48.67	32.4	68.2	-35.8	-	-	181	200	V

Marker	Frequency (MHz)	Meter Reading (dBuV)	Det	80430 3m ACF (dB/m)	8 GHz HPF (dB)	DCCF (dB)	Gain/Loss (dB)	Corrected Reading (dBuV/m)	Avg Limit (dBuV/m)	Margin (dB)	Peak Limit (dBuV/m)	PK Margin (dB)	Azimuth (Degs)	Height (cm)	Polarity
6	12951.286	41.7	ADR	39	.9	0	-39.83	41.77	68.2	-26.43	-	-	327	266	V
6	12951.908	53.73	PK-U	39	.9	0	-39.83	53.8	-	-	88.2	-34.4	327	266	V
5	12955.548	54.23	PK-U	39	.9	0	-40.03	54.1	-	-	88.2	-34.1	287	313	H
5	12956.501	42.16	ADR	39	.9	0	-40.16	41.9	68.2	-26.3	-	-	287	313	H

* - indicates frequency in CFR47 Pt 15 / IC RSS-Restricted Band
PK-U - U-NII: Maximum Peak
ADR - U-NII AD primary method, RMS average

UL VERIFICATION SERVICES
47173 Benicia Street, Fremont, CA 94538; USA TEL:(510) 319-4000 FAX:(510) 661-0888
This report shall not be reproduced except in full, without the written approval of UL VERIFICATION SERVICES

80MHz

UNII-8 (MIMO CDD)	Channel Frequency (MHz)	Ant. #	Frequency (GHz)	Meter Reading (dBuV)	Det	AF (dB/m)	Amp/Cbl/ Fltr/Pad (dB)	DCCF (dB)	Correct Reading (dBuV/m)	Avg Limit (dBuV/m)	Avg Margin (dB)	Pk Limit (dBuV/m)	Pk Margin (dB)	Azimuth (Degs)	Height (cm)	Polarity
11be (SU Mode / Highest Power)	6945	6 + 5	* 4042.362	57.38	PK-U	33.4	-45.62	0	45.16	-	-	74	-28.84	200	194	H
			* 4042.109	45.93	ADR	33.4	-45.63	0	33.7	54	-20.3	-	-	200	194	H
			* 4042.129	57.56	PK-U	33.4	-45.63	0	45.33	-	-	74	-28.67	287	340	V
			* 4043.676	46.19	ADR	33.4	-45.59	0	34	54	-20	-	-	287	340	V
			1744.396	42.9	ADR	29.5	-48.33	0	24.07	68.2	-44.13	-	-	107	167	H
			1746.929	54.44	PK-U	29.6	-48.46	0	35.58	-	-	88.2	-52.62	107	167	H
			1747.424	54.34	PK-U	29.6	-48.46	0	35.48	-	-	88.2	-52.72	287	221	V
			1748.919	42.91	ADR	29.6	-48.54	0	23.97	68.2	-44.23	-	-	287	221	V
			* 10884.514	42.59	ADR	37.9	-39.94	0	40.55	54	-13.45	-	-	307	389	V
			* 10886.314	54.26	PK-U	37.9	-39.88	0	52.28	-	-	74	-21.72	307	389	V
			* 10886.491	42.42	ADR	37.9	-39.86	0	40.46	54	-13.54	-	-	307	234	H
			* 10886.523	54.11	PK-U	37.9	-39.86	0	52.15	-	-	74	-21.85	307	234	H
	7025	6 + 5	* 3880.799	55.76	PK-U	33.4	-45.78	0	43.38	-	-	74	-30.62	101	237	H
			* 4084.61	44.53	ADR	33.5	-45.93	0	32.1	54	-21.9	-	-	101	237	H
			* 3983.163	55.76	PK-U	33.4	-45.88	0	43.28	-	-	74	-30.72	150	171	V
			* 4132.48	44.5	ADR	33.6	-46.16	0	31.94	54	-22.06	-	-	150	171	V
			1799.407	59.67	PK-U	30.2	-48.57	0	41.3	-	-	88.2	-46.9	24	198	H
			1799.497	48.35	ADR	30.2	-48.57	0	29.98	68.2	-38.22	-	-	123	114	V
			1800.839	48.33	ADR	30.2	-48.67	0	29.86	68.2	-38.34	-	-	24	198	H
			1800.93	59.94	PK-U	30.2	-48.68	0	41.46	-	-	88.2	-46.74	123	114	V
			12877.686	52.45	PK-U	39	-38.37	0	53.08	-	-	88.2	-35.12	186	180	H
			12878.659	53.49	PK-U	39	-38.39	0	54.1	-	-	88.2	-34.1	263	195	V
			12879.951	41.23	ADR	39	-38.62	0	41.61	68.2	-26.59	-	-	186	180	H
			12880.139	41.24	ADR	39	-38.61	0	41.63	68.2	-26.57	-	-	263	195	V
11be (Partial RU Mode / Highest PSD)	6945 (484T-Index 65)	6 + 5	2411.047	47.17	ADR	33.4	-48.56	0	32.01	68.2	-36.19	-	-	228	276	H
			2414.249	47.01	ADR	33.4	-48.69	0	31.72	68.2	-36.48	-	-	16	233	V
			2414.483	58.82	PK-U	33.4	-48.69	0	43.53	-	-	88.2	-44.67	228	276	H
			2417.098	61.62	PK-U	33.4	-48.65	0	46.37	-	-	88.2	-41.83	16	233	V
			6761.449	67.87	PK-U	36.8	-22.89	0	81.78	-	-	88.2	-6.42	20	112	V
			6761.997	37.33	ADR	36.8	-22.9	0	51.23	68.2	-16.97	-	-	20	112	V
			6763.303	30.71	ADR	36.8	-22.89	0	44.62	68.2	-23.58	-	-	317	125	H
			6763.354	50.86	PK-U	36.8	-22.89	0	64.77	-	-	88.2	-23.43	317	125	H
			7055.214	65.17	PK-U	35.5	-22.09	0	78.58	-	-	88.2	-9.62	354	106	V
			7055.728	40.72	ADR	35.5	-22.13	0	54.09	68.2	-14.11	-	-	354	106	V
			7056.221	34.94	ADR	35.5	-22.15	0	48.29	68.2	-19.91	-	-	300	119	H
			7056.853	57.37	PK-U	35.5	-22.15	0	70.72	-	-	88.2	-17.48	300	119	H
	7025 (484T-Index 66)	6 + 5	* 1	57.02	PK-U	27.6	-47	0	37.62	-	-	74	-36.38	212	172	H
			* 1	45.05	ADR	27.6	-47	0	25.65	54	-28.35	-	-	212	172	H
			2.185956	46.82	ADR	31.2	-47.2	0	30.82	68.2	-37.38	-	-	75	247	V
			2.187339	58.69	PK-U	31.2	-47.1	0	42.79	-	-	88.2	-45.41	75	247	V
			10.24915	42.09	ADR	37.3	-42.28	0	37.11	68.2	-31.09	-	-	297	156	V
			10.249354	54.21	PK-U	37.3	-42.26	0	49.25	-	-	88.2	-38.95	297	156	V
			10.257436	42.19	ADR	37.3	-42.24	0	37.25	68.2	-30.95	-	-	230	309	H
			10.259257	54.01	PK-U	37.3	-42.23	0	49.08	-	-	88.2	-39.12	230	309	H
			12.787652	41.96	ADR	39	-42	0	38.96	68.2	-29.24	-	-	302	393	V
			12.787817	53.74	PK-U	39	-42	0	50.74	-	-	88.2	-37.46	302	393	V
			12.821861	53.39	PK-U	39	-41.6	0	50.79	-	-	88.2	-37.41	312	398	H
			12.822642	41.64	ADR	39	-41.54	0	39.1	68.2	-29.1	-	-	312	398	H

* - indicates frequency in CFR47 Pt 15 / IC RSS-Restricted Band
Pk - Peak detector
RMS - RMS detection

UL VERIFICATION SERVICES
47173 Benicia Street, Fremont, CA 94538; USA TEL:(510) 319-4000 FAX:(510) 661-0888
This report shall not be reproduced except in full, without the written approval of UL VERIFICATION SERVICES

HARMONICS AND SPURIOUS EMISSIONS (LOW CHANNEL / 6945MHz)

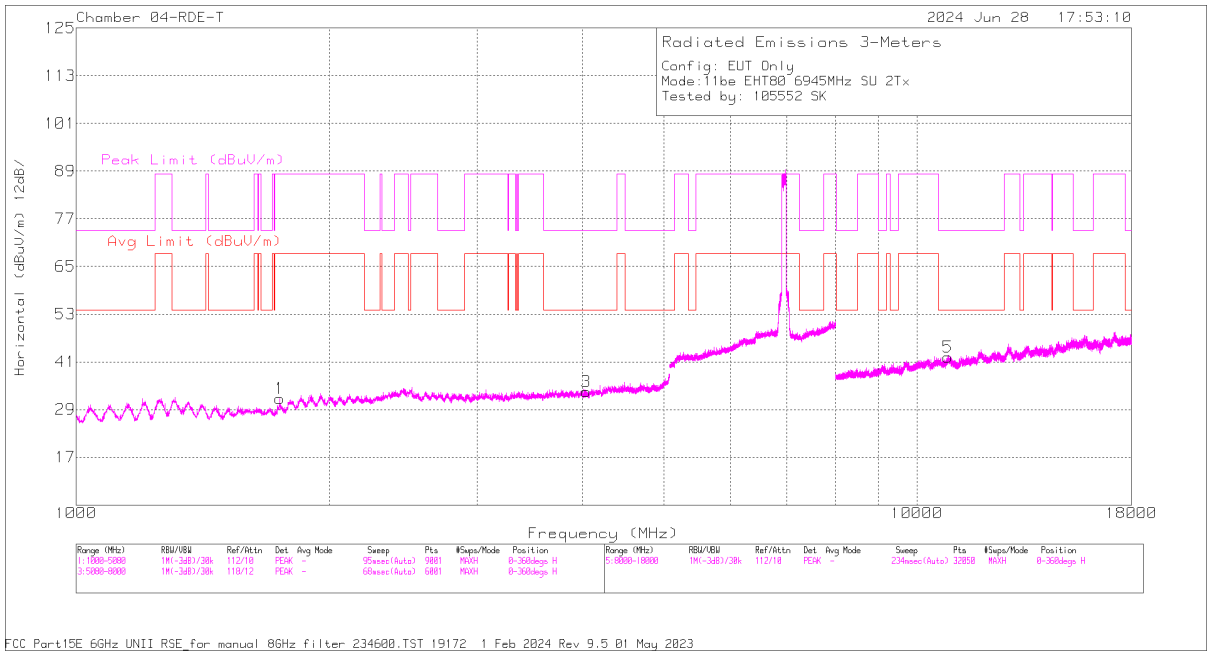

HORIZONTAL

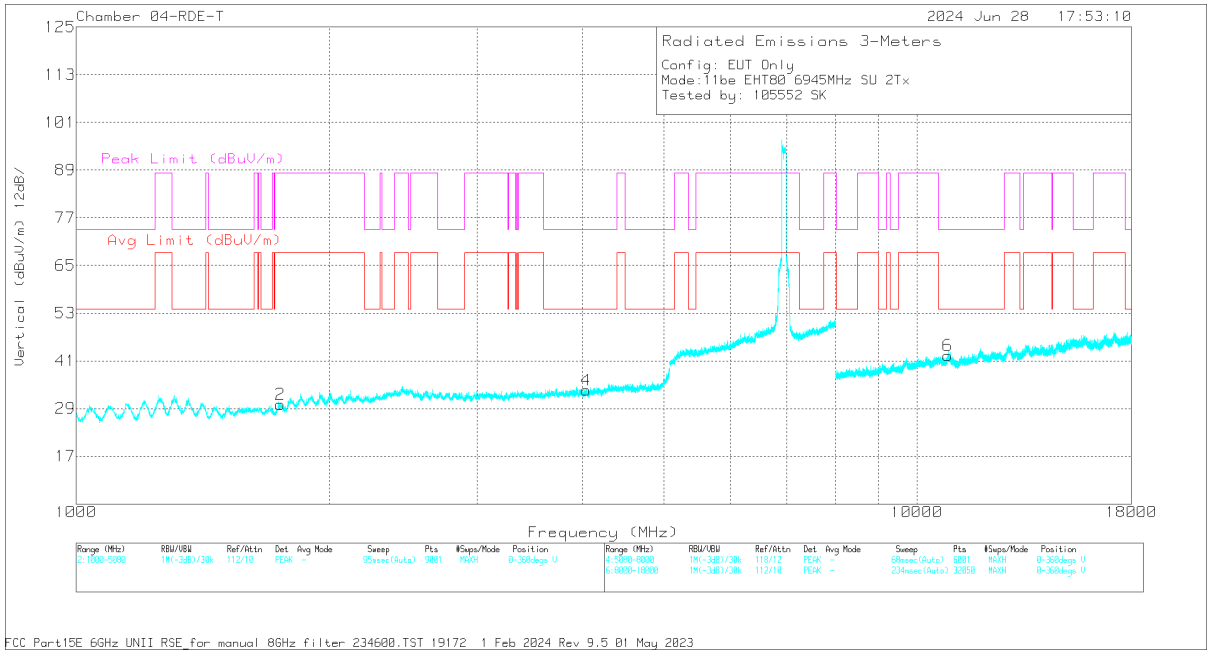

VERTICAL

UL VERIFICATION SERVICES
47173 Benicia Street, Fremont, CA 94538; USA TEL:(510) 319-4000 FAX:(510) 661-0888
This report shall not be reproduced except in full, without the written approval of UL VERIFICATION SERVICES

RADIATED EMISSIONS

Marker	Frequency (MHz)	Meter Reading (dBuV)	Det	80430 3m ACF (dB/m)	Gain/Loss (dB)	Corrected Reading (dBuV/m)	Avg Limit (dBuV/m)	Margin (dB)	Peak Limit (dBuV/m)	PK Margin (dB)	Azimuth (Degs)	Height (cm)	Polarity
3	* 4042.362	57.38	PK-U	33.4	-45.62	45.16	-	-	74	-28.84	200	194	H
3	* 4042.109	45.93	ADR	33.4	-45.63	33.7	54	-20.3	-	-	200	194	H
4	* 4042.129	57.56	PK-U	33.4	-45.63	45.33	-	-	74	-28.67	287	340	V
4	* 4043.676	46.19	ADR	33.4	-45.59	34	54	-20	-	-	287	340	V
1	1744.396	42.9	ADR	29.5	-48.33	24.07	68.2	-44.13	-	-	107	167	H
1	1746.929	54.44	PK-U	29.6	-48.46	35.58	-	-	88.2	-52.62	107	167	H
2	1747.424	54.34	PK-U	29.6	-48.46	35.48	-	-	88.2	-52.72	287	221	V
2	1748.919	42.91	ADR	29.6	-48.54	23.97	68.2	-44.23	-	-	287	221	V

Marker	Frequency (MHz)	Meter Reading (dBuV)	Det	80430 3m ACF (dB/m)	8 GHz HPF (dB)	Gain/Loss (dB)	Corrected Reading (dBuV/m)	Avg Limit (dBuV/m)	Margin (dB)	Peak Limit (dBuV/m)	PK Margin (dB)	Azimuth (Degs)	Height (cm)	Polarity
6	* 10884.514	42.59	ADR	37.9	.8	-40.74	40.55	54	-13.45	-	-	307	389	V
6	* 10886.314	54.26	PK-U	37.9	.8	-40.68	52.28	-	-	74	-21.72	307	389	V
5	* 10886.491	42.42	ADR	37.9	.8	-40.66	40.46	54	-13.54	-	-	307	234	H
5	* 10886.523	54.11	PK-U	37.9	.8	-40.66	52.15	-	-	74	-21.85	307	234	H

* - indicates frequency in CFR47 Pt 15 / IC RSS-Restricted Band
PK-U - U-NII: Maximum Peak
ADR - U-NII AD primary method, RMS average

UL VERIFICATION SERVICES
47173 Benicia Street, Fremont, CA 94538; USA TEL:(510) 319-4000 FAX:(510) 661-0888
This report shall not be reproduced except in full, without the written approval of UL VERIFICATION SERVICES

160MHz

UNII-8 (MIMO CDD)	Channel Frequency (MHz)	Ant. #	Frequency (GHz)	Meter Reading (dBuV)	Det	80707 ACF (dB/m)	DCCF (dB)	Gain/Loss (dB)	Correct Reading (dBuV/m)	Avg Limit (dBuV/m)	Avg Margin (dB)	Pk Limit (dBuV/m)	Pk Margin (dB)	Azimuth (Degs)	Height (cm)	Polarity
11be (SU Mode / Highest Power)	6985	6 + 5	* 1267.777	55.37	PK-U	29.6	0	-48.24	36.73	-	-	88.2	-51.47	333	170	H
			* 1268.462	43.66	ADR	29.6	0.18	-48.24	25.2	68.2	-43	-	-	333	170	H
			* 2788.833	55.95	PK-U	32.6	0	-47.54	41.01	-	-	74	-32.99	269	226	H
			* 2788.294	44.1	ADR	32.6	0.18	-47.55	29.33	54	-24.67	-	-	269	226	H
			* 1268.982	54.87	PK-U	29.6	0	-48.25	36.22	-	-	88.2	-51.98	306	175	V
			* 1268.681	43.86	ADR	29.6	0.18	-48.25	25.39	68.2	-42.81	-	-	306	175	V
			* 2804.939	55.34	PK-U	32.6	0	-47.49	40.45	-	-	74	-33.55	85	156	V
			* 2805.163	44	ADR	32.6	0.18	-47.5	29.28	54	-24.72	-	-	85	156	V
			* 11512.98	42.48	ADR	38.1	0.18	-40.38	40.38	54	-13.62	-	-	268	341	V
			* 11515.558	53.86	PK-U	38.1	0	-40.53	51.43	-	-	74	-22.57	268	341	V
			* 11800.861	41.58	ADR	38.6	0.18	-40.28	40.08	54	-13.92	-	-	96	101	H
			* 11801.151	53.58	PK-U	38.6	0	-40.25	51.93	-	-	74	-22.07	96	101	H
11be (Partial RU Mode / Highest PSD)	6985 (484T Index 65)	6 + 5	13808.206	54.49	PK-U	40.3	0	-41.08	53.71	-	-	88.2	-34.49	36	116	V
			13808.775	42.62	ADR	40.3	0	-41.03	41.89	68.2	-26.31	-	-	33	186	H
			13810.226	54.52	PK-U	40.3	0	-41.05	53.77	-	-	88.2	-34.43	33	186	H
			13810.866	42.54	ADR	40.3	0	-41.03	41.81	68.2	-26.39	-	-	36	116	V
			15106.555	42.27	ADR	41.3	0	-40.06	43.51	68.2	-24.69	-	-	139	115	H
			15108.415	42.95	ADR	41.3	0	-40.1	44.15	68.2	-24.05	-	-	26	201	V
			15108.433	54.32	PK-U	41.3	0	-40.1	55.52	-	-	88.2	-32.68	26	201	V
			15108.531	54.21	PK-U	41.3	0	-40.1	55.41	-	-	88.2	-32.79	139	115	H
			16889.6	41.27	ADR	42.3	0	-39.42	44.15	68.2	-24.05	-	-	213	245	H
			16890.195	40.83	ADR	42.3	0	-39.41	43.72	68.2	-24.48	-	-	53	249	V
			16891.154	52.62	PK-U	42.3	0	-39.36	55.56	-	-	88.2	-32.64	53	249	V
			16891.898	52.71	PK-U	42.3	0	-39.42	55.59	-	-	88.2	-32.61	213	245	H

* - indicates frequency in CFR47 Pt 15 / IC RSS-Restricted Band
Pk - Peak detector
RMS - RMS detection

UL VERIFICATION SERVICES
47173 Benicia Street, Fremont, CA 94538; USA TEL:(510) 319-4000 FAX:(510) 661-0888
This report shall not be reproduced except in full, without the written approval of UL VERIFICATION SERVICES

HARMONICS AND SPURIOUS EMISSIONS (LOW CHANNEL / 6895MHz)

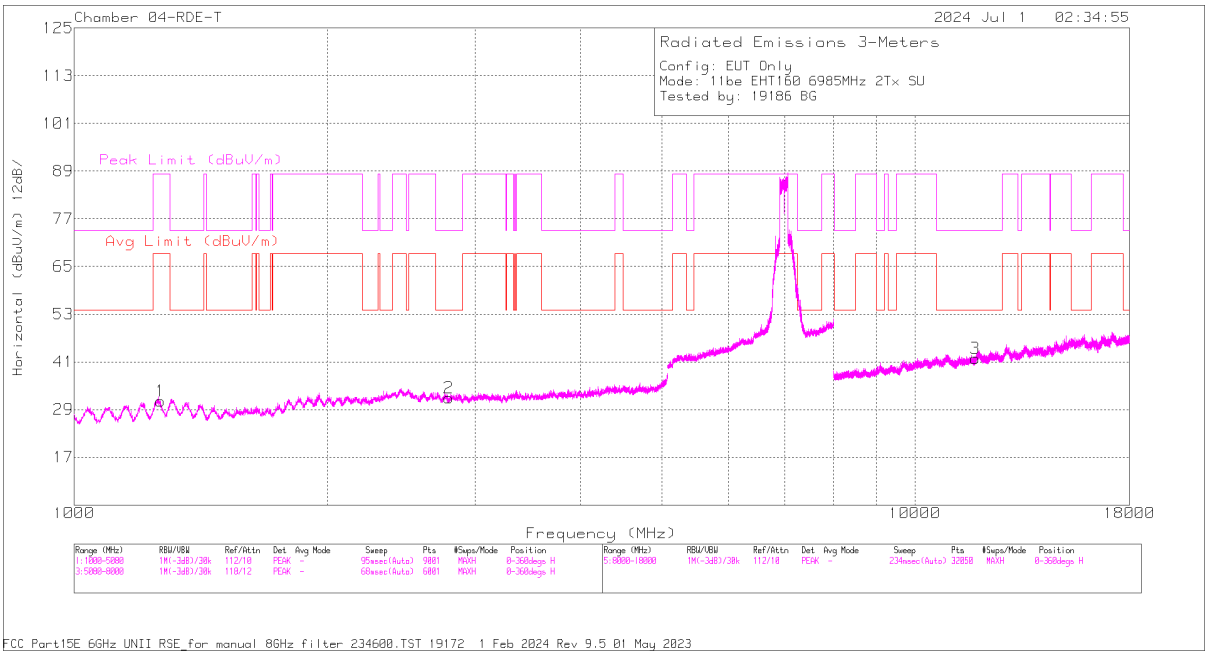

HORIZONTAL

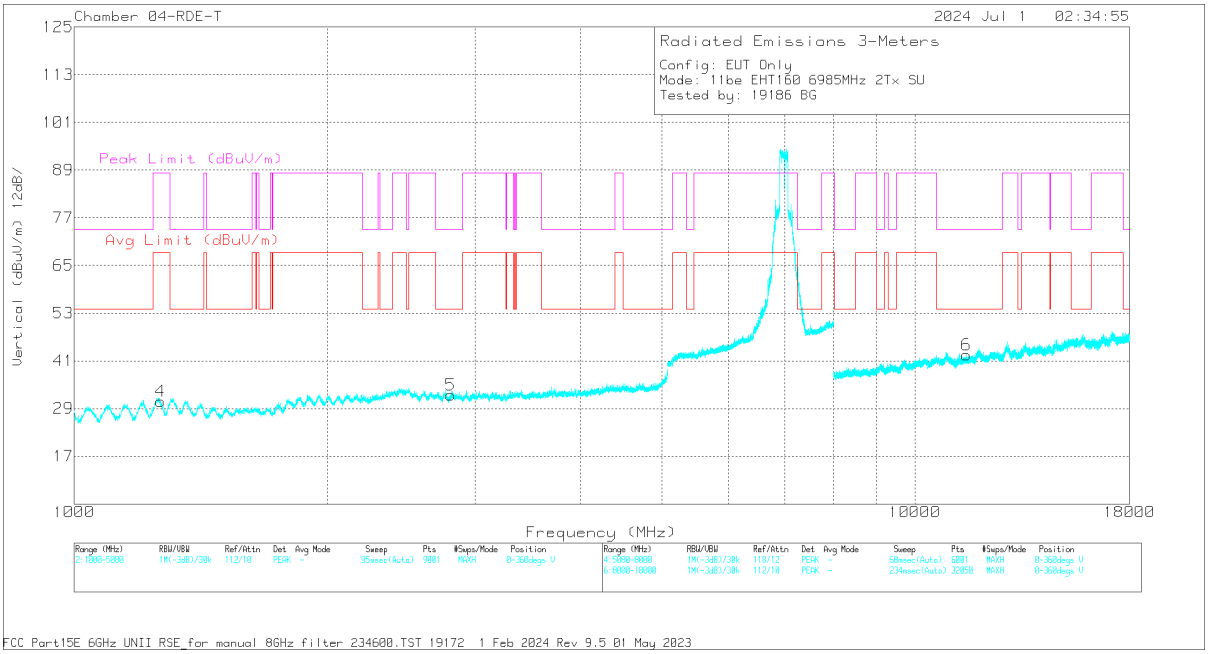

VERTICAL

UL VERIFICATION SERVICES
47173 Benicia Street, Fremont, CA 94538; USA TEL:(510) 319-4000 FAX:(510) 661-0888

This report shall not be reproduced except in full, without the written approval of UL VERIFICATION SERVICES

RADIATED EMISSIONS

Marker	Frequency (MHz)	Meter Reading (dBuV)	Det	80430 3m ACF (dB/m)	DCCF (dB)	Gain/Loss (dB)	Corrected Reading (dBuV/m)	Avg Limit (dBuV/m)	Margin (dB)	Peak Limit (dBuV/m)	PK Margin (dB)	Azimuth (Degs)	Height (cm)	Polarity
1	* 1267.777	55.37	PK-U	29.6	0	-48.24	36.73	-	-	88.2	-51.47	333	170	H
	* 1268.462	43.66	ADR	29.6	0.18	-48.24	25.2	68.2	-43	-	-	333	170	H
2	* 2788.833	55.95	PK-U	32.6	0	-47.54	41.01	-	-	74	-32.99	269	226	H
	* 2788.294	44.1	ADR	32.6	0.18	-47.55	29.33	54	-24.67	-	-	269	226	H
4	* 1268.982	54.87	PK-U	29.6	0	-48.25	36.22	-	-	88.2	-51.98	306	175	V
	* 1268.681	43.86	ADR	29.6	0.18	-48.25	25.39	68.2	-42.81	-	-	306	175	V
5	* 2804.939	55.34	PK-U	32.6	0	-47.49	40.45	-	-	74	-33.55	85	156	V
	* 2805.163	44	ADR	32.6	0.18	-47.5	29.28	54	-24.72	-	-	85	156	V

Marker	Frequency (MHz)	Meter Reading (dBuV)	Det	80430 3m ACF (dB/m)	DCCF (dB)	Gain/Loss (dB)	Corrected Reading (dBuV/m)	Avg Limit (dBuV/m)	Margin (dB)	Peak Limit (dBuV/m)	PK Margin (dB)	Azimuth (Degs)	Height (cm)	Polarity
6	* 11512.98	42.48	ADR	38.1	0.18	-40.38	40.38	54	-13.62	-	-	268	341	V
	* 11515.558	53.86	PK-U	38.1	0	-40.53	51.43	-	-	74	-22.57	268	341	V
3	* 11800.861	41.58	ADR	38.6	0.18	-40.28	40.08	54	-13.92	-	-	96	101	H
	* 11801.151	53.58	PK-U	38.6	0	-40.25	51.93	-	-	74	-22.07	96	101	H

* - indicates frequency in CFR47 Pt 15 / IC RSS-Restricted Band
PK-U - U-NII: Maximum Peak
ADR - U-NII AD primary method, RMS average

UL VERIFICATION SERVICES
47173 Benicia Street, Fremont, CA 94538; USA TEL:(510) 319-4000 FAX:(510) 661-0888
This report shall not be reproduced except in full, without the written approval of UL VERIFICATION SERVICES

1.2. WORST CASE BELOW 1 GHz

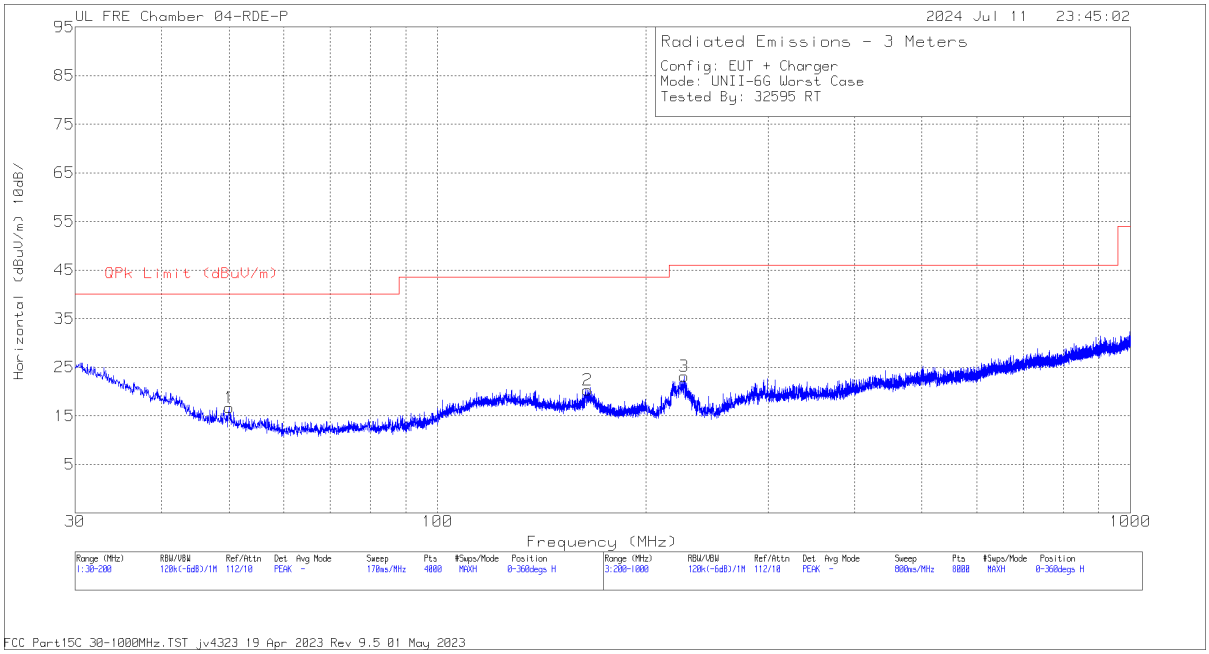

HORIZONTAL

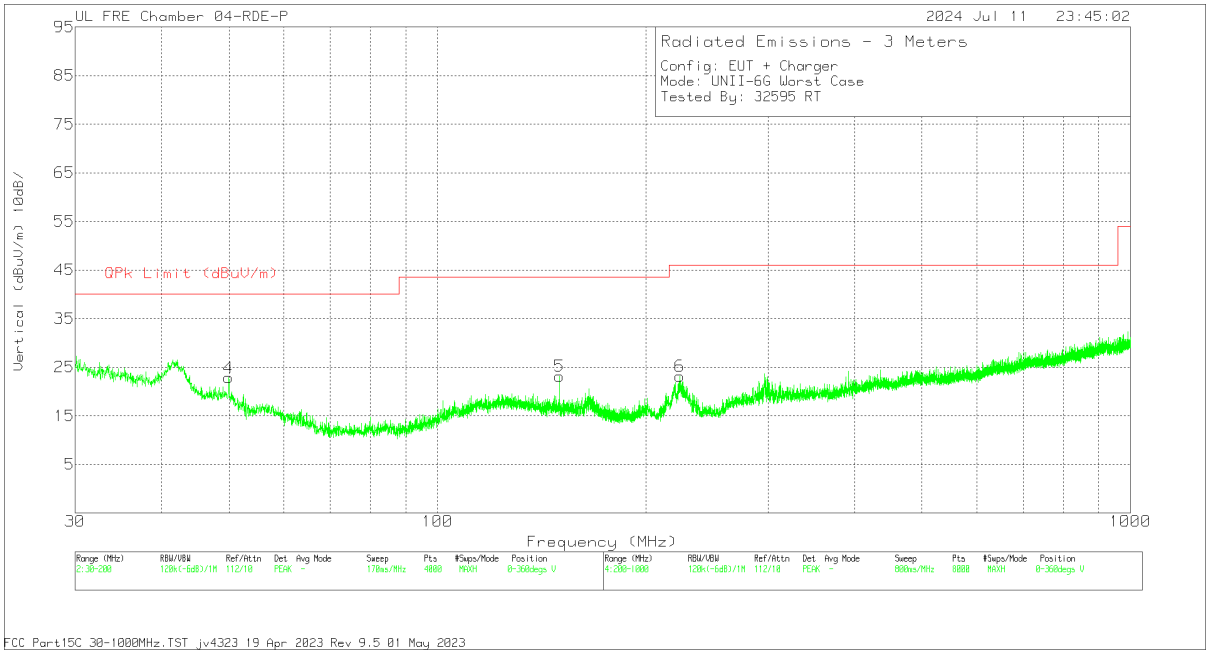

VERTICAL

UL VERIFICATION SERVICES
47173 Benicia Street, Fremont, CA 94538; USA TEL:(510) 319-4000 FAX:(510) 661-0888

This report shall not be reproduced except in full, without the written approval of UL VERIFICATION SERVICES

RADIATED EMISSIONS

Marker	Frequency (MHz)	Meter Reading (dBuV)	Det	AF 202329 (dB/m)	Amp/Cbl (dB)	DCCF (dB)	Corrected Reading (dBuV/m)	QPk Limit (dBuV/m)	Margin (dB)	Azimuth (Degs)	Height (cm)	Polarity
1	49.9696	30.13	Qp	13.6	-32.3	0	11.43	40	-28.57	259	289	H
2	164.851	29.48	Qp	17.8	-31.6	0	15.68	43.52	-27.84	36	206	H
3	226.922	33.79	Qp	16.8	-31.3	0	19.29	46.02	-26.73	101	117	H
4	49.9915	37.95	Qp	13.6	-32.3	0	19.25	40	-20.75	201	115	V
5	150.015	32.64	Qp	18.4	-31.7	0	19.34	43.52	-24.18	253	131	V
6	223.403	31.46	Qp	16.6	-31.4	0	16.66	46.02	-29.36	94	129	V

Qp - Quasi-Peak detector

UL VERIFICATION SERVICES
47173 Benicia Street, Fremont, CA 94538; USA TEL:(510) 319-4000 FAX:(510) 661-0888

This report shall not be reproduced except in full, without the written approval of UL VERIFICATION SERVICES

1.3. WORST CASE 18-26 GHz

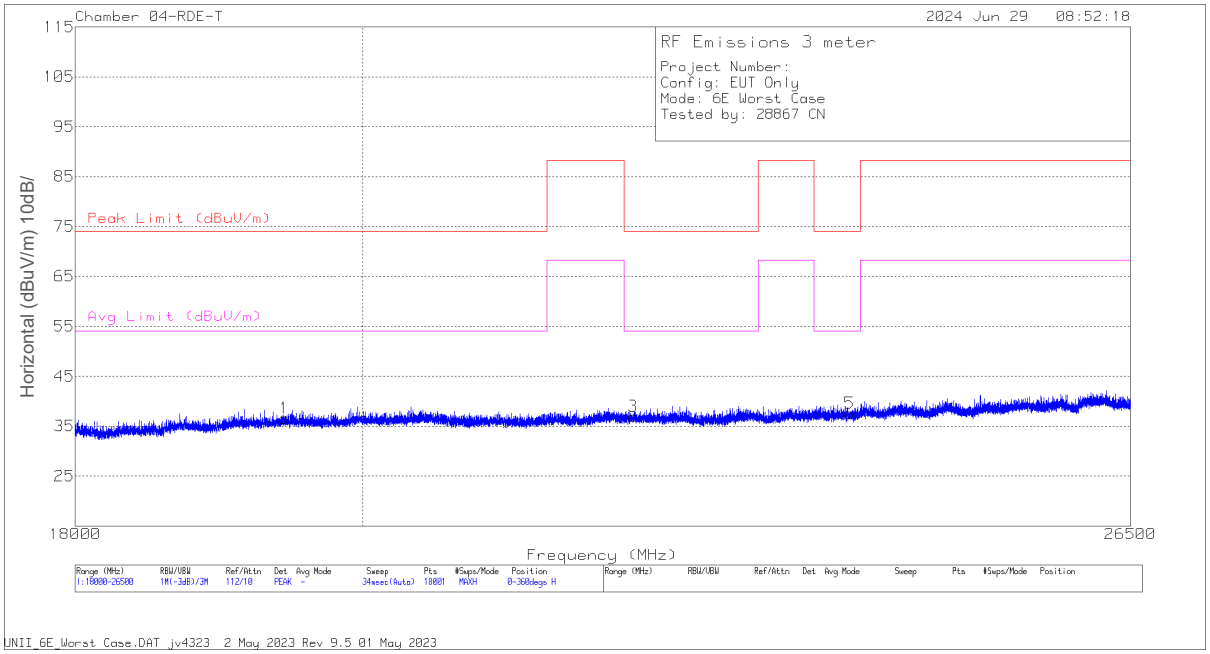

HORIZONTAL

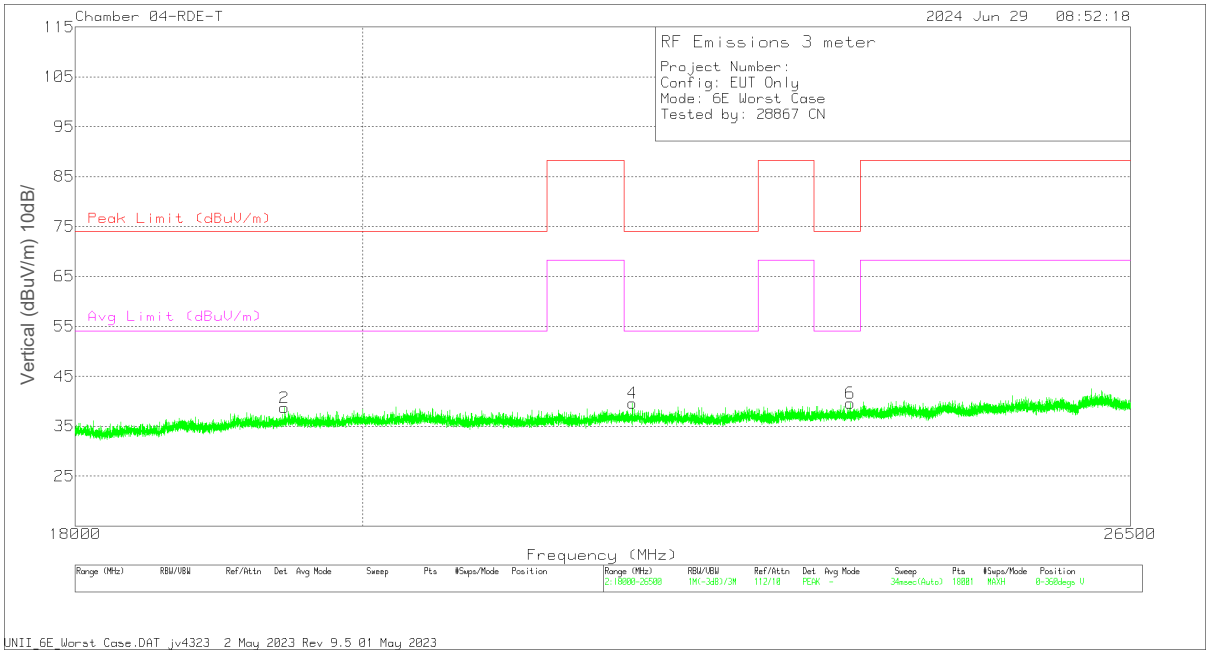

VERTICAL

UL VERIFICATION SERVICES
47173 Benicia Street, Fremont, CA 94538; USA TEL:(510) 319-4000 FAX:(510) 661-0888

This report shall not be reproduced except in full, without the written approval of UL VERIFICATION SERVICES

Radiated Emissions

Marker	Frequency (MHz)	Meter Reading (dBuV)	Det	172353 ACF (dB/m) - 3mH	171583 Amp Assembly (dB)	Cables (dB)	Corrected Reading (dBuV/m)	Peak Limit (dBuV/m)	PK Margin (dB)	Avg Limit (dBuV/m)	Margin (dB)	Azimuth (Degs)	Height (cm)	Polarity
1	* 19434.221	56.27	PK-U	33.1	-65.3	13.5	37.57	74	-36.43	-	-	166	188	H
	* 19434.053	44.45	ADR	33.1	-65.3	13.5	25.75	-	-	54	-28.25	166	188	H
3	* 22084.975	55.68	PK-U	33.7	-65.5	14.5	38.38	74	-35.62	-	-	117	148	H
	* 22084.127	44.39	ADR	33.7	-65.5	14.5	27.09	-	-	54	-26.91	117	148	H
5	* 23908.673	54.88	PK-U	34.1	-65.3	15.1	38.78	74	-35.22	-	-	55	154	H
	* 23909.567	43.38	ADR	34.1	-65.3	15.1	27.28	-	-	54	-26.72	55	154	H
2	* 19436.823	55.87	PK-U	33.1	-65.3	13.5	37.17	74	-36.83	-	-	153	122	V
	* 19435.623	44.48	ADR	33.1	-65.3	13.5	25.78	-	-	54	-28.22	153	122	V
4	* 22079.491	55.92	PK-U	33.7	-65.5	14.5	38.62	74	-35.38	-	-	97	142	V
	* 22080.124	44.39	ADR	33.7	-65.5	14.5	27.09	-	-	54	-26.91	97	142	V
6	* 23909.303	54.8	PK-U	34.1	-65.3	15.1	38.7	74	-35.3	-	-	119	219	V
	* 23909.691	43.23	ADR	34.1	-65.3	15.1	27.13	-	-	54	-26.87	119	219	V

* - indicates frequency in CFR47 Pt 15 / IC RSS-Restricted Band
PK-U - U-NII: Maximum Peak
ADR - U-NII AD primary method, RMS average

UL VERIFICATION SERVICES
47173 Benicia Street, Fremont, CA 94538; USA TEL:(510) 319-4000 FAX:(510) 661-0888
This report shall not be reproduced except in full, without the written approval of UL VERIFICATION SERVICES

1.4. WORST CASE 26-40 GHz

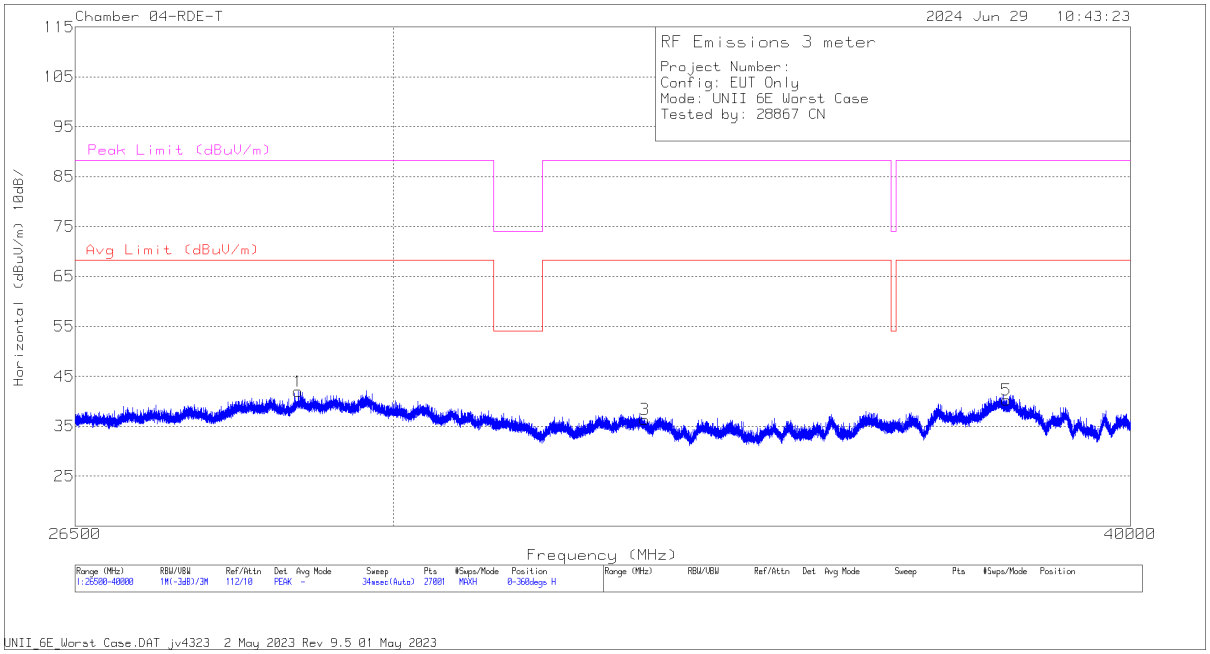

HORIZONTAL

VERTICAL

UL VERIFICATION SERVICES
47173 Benicia Street, Fremont, CA 94538; USA TEL:(510) 319-4000 FAX:(510) 661-0888
This report shall not be reproduced except in full, without the written approval of UL VERIFICATION SERVICES

RADIATED EMISSIONS

Marker	Frequency (MHz)	Meter Reading (dBuV)	Det	172367 ACF (dB/m) - 3mH	172346 Amp Assembly (dB)	Cables (dB)	Corrected Reading (dBuV/m)	Avg Limit (dBuV/m)	Margin (dB)	Peak Limit (dBuV/m)	PK Margin (dB)	Azimuth (Degs)	Height (cm)	Polarity
2	28894.694	54.61	PK-U	36.3	-65.9	16.8	41.81	-	-	-	-	156	125	V
1	28912.11	55.06	PK-U	36.3	-65.9	16.8	42.26	-	-	-	-	302	116	H
4	33092.374	52.69	PK-U	37.3	-69.9	18.1	38.19	-	-	-	-	315	109	H
3	33093.926	52.93	PK-U	37.3	-69.9	18.1	38.43	-	-	-	-	126	163	V
5	38111.405	53.28	PK-U	38.5	-70.6	20.2	41.38	-	-	-	-	170	135	H
6	38115.561	52.61	PK-U	38.5	-70.6	20.2	40.71	-	-	-	-	201	237	V

PK-U - U-NII: Maximum Peak

UL VERIFICATION SERVICES
47173 Benicia Street, Fremont, CA 94538; USA TEL:(510) 319-4000 FAX:(510) 661-0888

This report shall not be reproduced except in full, without the written approval of UL VERIFICATION SERVICES

2. AC POWER LINE CONDUCTED EMISSIONS

LIMITS

FCC §15.207 (a)

RSS-Gen 8.8

Frequency of Emission (MHz)	Conducted Limit (dBµV)	
	Quasi-peak	Average
0.15-0.5	66 to 56 *	56 to 46 *
0.5-5	56	46
5-30	60	50

*Decreases with the logarithm of the frequency.

TEST PROCEDURE

The EUT is placed on a non-conducting table 40 cm from the vertical ground plane and 80 cm above the horizontal ground plane. The EUT is configured in accordance with ANSI C63.10.

The receiver is set to a resolution bandwidth of 9 kHz. Peak detection is used unless otherwise noted as quasi-peak or average.

Line conducted data is recorded for both NEUTRAL and HOT lines.

RESULTS

UL VERIFICATION SERVICES
47173 Benicia Street, Fremont, CA 94538; USA TEL:(510) 319-4000 FAX:(510) 661-0888
This report shall not be reproduced except in full, without the written approval of UL VERIFICATION SERVICES

2.1. EUT WITH AC ADAPTER

LINE 1 RESULTS

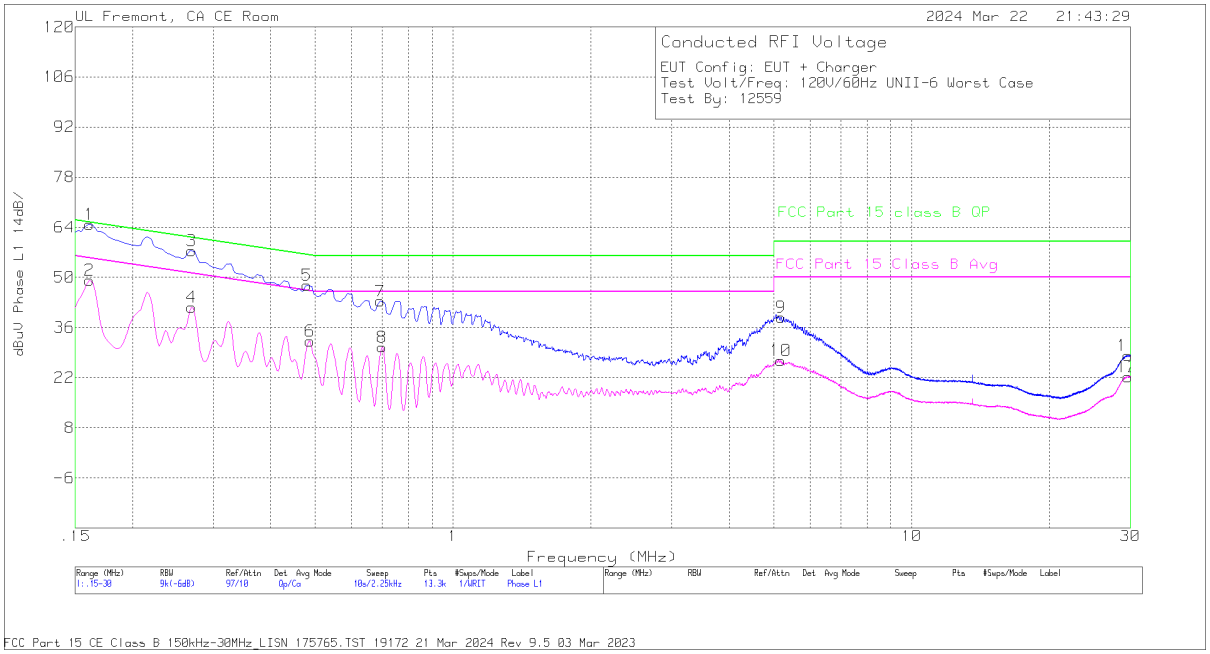

Range 1: Phase L1 .15 - 30MHz												
Marker	Frequency (MHz)	Meter Reading (dBuV)	Det	Cbl (dB)	LISN (dB)	Trns Limiter (dB)	10 dB Pad	Corrected Reading dBuV	FCC Part 15 Class B Avg dBuV	Margin (dB)	FCC Part 15 class B QP dBuV	Margin (dB)
2	.1613	29.67	Ca	0	.1	9.5	10	49.27	55.4	-6.13	-	-
4	.2693	22.25	Ca	0	0	9.4	10	41.65	51.14	-9.49	-	-
6	.4875	12.95	Ca	0	0	9.3	10	32.25	46.21	-13.96	-	-
8	.7013	11.14	Ca	.1	0	9.3	10	30.54	46	-15.46	-	-
10	5.1765	7.32	Ca	.1	0	9.4	10	26.82	50	-23.18	-	-
12	29.6025	2.13	Ca	.3	.3	9.5	10	22.23	50	-27.77	-	-
1	.1613	45.2	Qp	0	.1	9.5	10	64.8	-	-	65.4	-.6
3	.2693	38.04	Qp	0	0	9.4	10	57.44	-	-	61.14	-3.7
5	.4808	28.58	Qp	0	0	9.3	10	47.88	-	-	56.33	-8.45
7	.6945	23.95	Qp	.1	0	9.3	10	43.35	-	-	56	-12.65
9	5.19	19.39	Qp	.1	0	9.4	10	38.89	-	-	60	-21.11
11	29.6003	8.05	Qp	.3	.3	9.5	10	28.15	-	-	60	-31.85

Qp - Quasi-Peak detector
Ca - CISPR average detection

UL VERIFICATION SERVICES
47173 Benicia Street, Fremont, CA 94538; USA TEL:(510) 319-4000 FAX:(510) 661-0888
This report shall not be reproduced except in full, without the written approval of UL VERIFICATION SERVICES

LINE 2 RESULTS

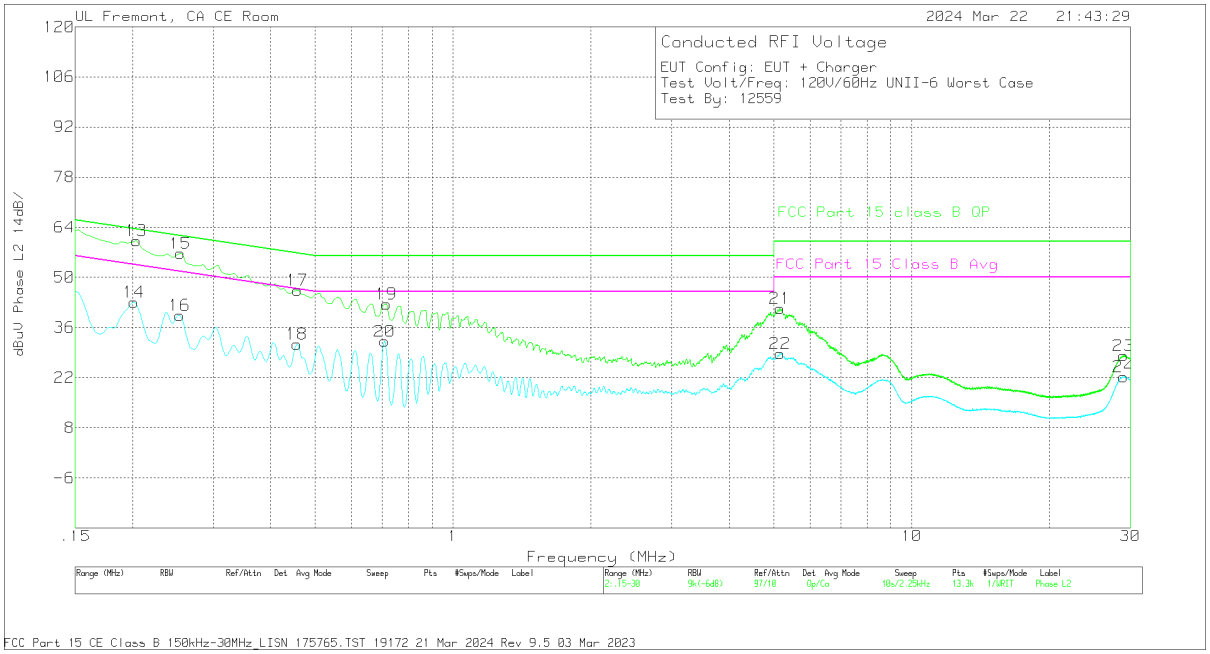

Range 2: Phase L2 .15 - 30MHz												
Marker	Frequency (MHz)	Meter Reading (dBuV)	Det	Cbl (dB)	LISN (dB)	Trns Limiter (dB)	10 dB Pad	Corrected Reading dBuV	FCC Part 15 Class B Avg dBuV	Margin (dB)	FCC Part 15 class B QP dBuV	Margin (dB)
14	.2018	23.52	Ca	.1	0	9.4	10	43.02	53.54	-10.52	-	-
16	.2535	20.01	Ca	0	0	9.4	10	39.41	51.64	-12.23	-	-
18	.456	12.05	Ca	0	0	9.3	10	31.35	46.77	-15.42	-	-
20	.7103	12.83	Ca	0	0	9.3	10	32.13	46	-13.87	-	-
22	5.1675	9.18	Ca	.2	0	9.4	10	28.78	50	-21.22	-	-
24	28.9883	2.26	Ca	.3	.2	9.5	10	22.26	50	-27.74	-	-
13	.204	40.69	Qp	.1	0	9.4	10	60.19	-	-	63.45	-3.26
15	.2546	37.27	Qp	0	0	9.4	10	56.67	-	-	61.6	-4.93
17	.4583	27.15	Qp	0	0	9.3	10	46.45	-	-	56.72	-10.27
19	.717	23.2	Qp	0	0	9.3	10	42.5	-	-	56	-13.5
21	5.1675	21.67	Qp	.2	0	9.4	10	41.27	-	-	60	-18.73
23	28.9973	8.11	Qp	.3	.2	9.5	10	28.11	-	-	60	-31.89

Qp - Quasi-Peak detector
Ca - CISPR average detection

UL VERIFICATION SERVICES
47173 Benicia Street, Fremont, CA 94538; USA TEL:(510) 319-4000 FAX:(510) 661-0888
This report shall not be reproduced except in full, without the written approval of UL VERIFICATION SERVICES

2.2. EUT WITH LAPTOP

LINE 1 RESULTS

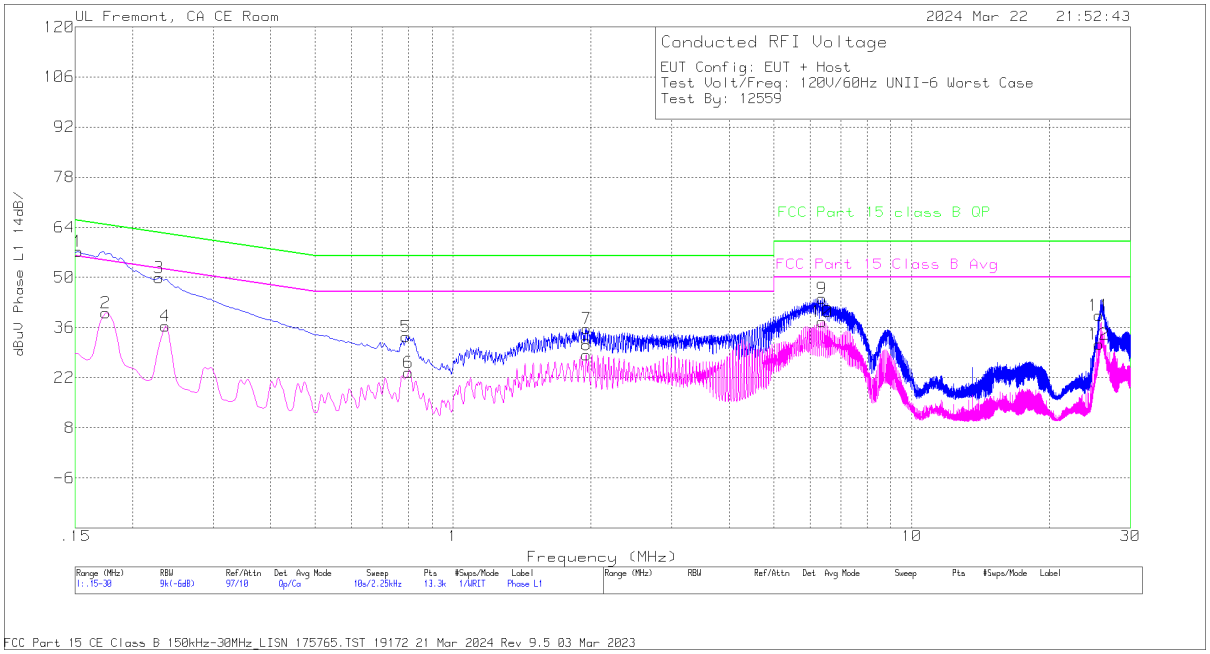

Range 1: Phase L1 .15 - 30MHz												
Marker	Frequency (MHz)	Meter Reading (dBuV)	Det	Cbl (dB)	LISN (dB)	Trns Limiter (dB)	10 dB Pad	Corrected Reading dBuV	FCC Part 15 Class B Avg	Margin (dB)	FCC Part 15 class B QP	Margin (dB)
2	.1748	20.5	Ca	0	.1	9.5	10	40.1	54.73	-14.63	-	-
4	.2355	17.09	Ca	0	0	9.4	10	36.49	52.25	-15.76	-	-
6	.8003	4.08	Ca	.1	0	9.3	10	23.48	46	-22.52	-	-
8	1.9523	8.88	Ca	.1	0	9.3	10	28.28	46	-17.72	-	-
10	6.3803	18.07	Ca	.2	0	9.4	10	37.67	50	-12.33	-	-
12	25.6279	11.39	Ca	.3	.2	9.4	10	31.29	50	-18.71	-	-
1	.1523	37.64	Qp	0	.1	9.5	10	57.24	-	-	65.88	-8.64
3	.2288	30.49	Qp	0	0	9.4	10	49.89	-	-	62.49	-12.6
5	.789	14.05	Qp	.1	0	9.3	10	33.45	-	-	56	-22.55
7	1.9568	16.37	Qp	.1	0	9.3	10	35.77	-	-	56	-20.23
9	6.3758	24.5	Qp	.2	0	9.4	10	44.1	-	-	60	-15.9
11	25.6313	19.52	Qp	.3	.2	9.4	10	39.42	-	-	60	-20.58

Qp - Quasi-Peak detector
Ca - CISPR average detection

UL VERIFICATION SERVICES
47173 Benicia Street, Fremont, CA 94538; USA TEL:(510) 319-4000 FAX:(510) 661-0888
This report shall not be reproduced except in full, without the written approval of UL VERIFICATION SERVICES

LINE 2 RESULTS

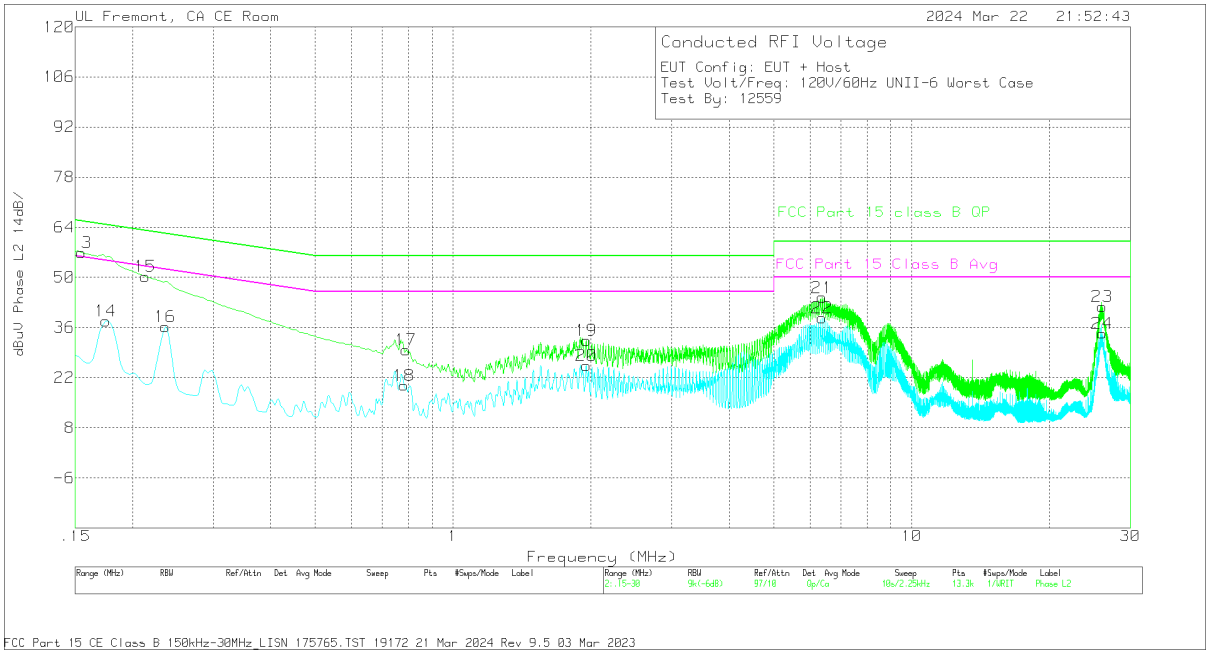

Range 2: Phase L2 .15 - 30MHz												
Marker	Frequency (MHz)	Meter Reading (dBuV)	Det	Cbl (dB)	LISN (dB)	Trns Limiter (dB)	10 dB Pad	Corrected Reading dBuV	FCC Part 15 Class B Avg	Margin (dB)	FCC Part 15 class B QP	Margin (dB)
14	.1748	18.39	Ca	0	0	9.5	10	37.89	54.73	-16.84	-	-
16	.2355	16.88	Ca	0	0	9.4	10	36.28	52.25	-15.97	-	-
18	.7823	.55	Ca	0	0	9.3	10	19.85	46	-26.15	-	-
20	1.9523	6.01	Ca	.1	0	9.3	10	25.41	46	-20.59	-	-
22	6.3803	19.14	Ca	.1	0	9.4	10	38.64	50	-11.36	-	-
24	26.0318	14.49	Ca	.3	.2	9.4	10	34.39	50	-15.61	-	-
13	.1545	37.28	Qp	0	.1	9.5	10	56.88	-	-	65.75	-8.87
15	.213	30.81	Qp	.1	0	9.4	10	50.31	-	-	63.09	-12.78
17	.789	10.45	Qp	0	0	9.3	10	29.75	-	-	56	-26.25
19	1.9545	13.06	Qp	.1	0	9.3	10	32.46	-	-	56	-23.54
21	6.378	24.89	Qp	.1	0	9.4	10	44.39	-	-	60	-15.61
23	26.0295	21.97	Qp	.3	.2	9.4	10	41.87	-	-	60	-18.13

Qp - Quasi-Peak detector
Ca - CISPR average detection

UL VERIFICATION SERVICES
47173 Benicia Street, Fremont, CA 94538; USA TEL:(510) 319-4000 FAX:(510) 661-0888
This report shall not be reproduced except in full, without the written approval of UL VERIFICATION SERVICES

3. SETUP PHOTOS

Refer to 14982484-EP1V1 FCC IC Setup_Photo report for Setup Photos.

END OF TEST REPORT

UL VERIFICATION SERVICES
47173 Benicia Street, Fremont, CA 94538; USA TEL:(510) 319-4000 FAX:(510) 661-0888
This report shall not be reproduced except in full, without the written approval of UL VERIFICATION SERVICES