RADIATED TEST REPORT

Report Number: 14982489-E10V2 & E11V2

Applicant	:	APPLE INC. 1 APPLE PARK WAY CUPERTINO, CA 95014, U.S.A.
Model	:	A3082 (Parent Model)
FCC ID	:	BCG-E8692A (Parent Model)
IC	:	579C-E8692A (Parent Model)
EUT Description	:	SMARTPHONE
Test Standard(s)	:	FCC 47 CFR PART 15 SUBPART E ISED RSS-248 ISSUE 2 ISED RSS-GEN ISSUE 5 + A1 + A2

Date Of Issue:
2024/08/20

Prepared by:
UL Verification Services Inc.
47173 Benicia Street
Fremont, CA 94538 U.S.A.
TEL: (510) 319-4000
FAX: (510) 661-0888

CERT #0751.05

TABLE OF CONTENTS

1. RADIATED TEST RESULTS 3

1.1. TRANSMITTER OUTSIDE 5.925 - 7.125 GHz, 1- 18GHz 5

1.1.1. 802.11be SISO SU MODE IN UNII-5 BAND – BANDEDGE 5
1.1.2. 802.11be SISO PARTIAL RU MODE IN UNII-5 BAND - BANDEDGE 8
1.1.3. 802.11be MIMO SU MODE IN UNII-5 BAND - BANDEDGE 12
1.1.4. 802.11be MIMO PARTIAL RU MODE IN UNII-5 BAND - BANDEDGE 15
1.1.5. 802.11be MIMO MODE IN UNII-5 BAND – SPURIOUS EMISSIONS 18
1.1.6. 802.11be MIMO MODE IN UNII-6 BAND – SPURIOUS EMISSIONS 30
1.1.7. 802.11be MIMO MODE IN UNII-7 BAND – SPURIOUS EMISSIONS 42
1.1.8. 802.11be SISO SU MODE IN UNII-8 BAND – BANDEDGE 54
1.1.9. 802.11be SISO PARTIAL RU MODE IN UNII-8 BAND – BANDEDGE 57
1.1.10. 802.11be MIMO SU MODE IN UNII-8 BAND – BANDEDGE 60
1.1.11. 802.11be MIMO PARTIAL RU MODE IN UNII-8 BAND – BANDEDGE 63
1.1.12. 802.11be MIMO MODE IN UNII-8 BAND – SPURIOUS EMISSIONS 66

1.2. WORST CASE BELOW 1 GHz 78

1.3. WORST CASE 18-26 GHz 81

1.4. WORST CASE 26-40 GHz 83

2. AC POWER LINE CONDUCTED EMISSIONS 85

2.1. EUT WITH AC ADAPTER 86

2.2. EUT WITH LAPTOP 88

3. SETUP PHOTOS 90

UL VERIFICATION SERVICES
47173 Benicia Street, Fremont, CA 94538; USA TEL:(510) 319-4000 FAX:(510) 661-0888
This report shall not be reproduced except in full, without the written approval of UL VERIFICATION SERVICES

1. RADIATED TEST RESULTS

LIMITS

FCC §15.35(b)
FCC §15.205 Restriced bands
§15.209 and FCC §15.407(b)(6) -Un-Restriced bands

RSS 248 Issue 2 section 4.6.2a

Any emissions outside of the 5.925-7.125 GHz band must not exceed an e.i.r.p. of -27dBm/MHz rms and -7dBm/MHz Peak.

General field strength limits at frequencies above 30 MHz;

Frequency Range (MHz)	Field Strength Limit (uV/m) at 3 m	Field Strength Limit (dBuV/m) at 3 m
30 - 88	100	40
88 - 216	150	43.5
216 - 960	200	46
Above 960	500	54

TEST PROCEDURE

The EUT is placed on a non-conducting table 80 cm above the ground plane for measurement below 1GHz; 1.5 m above the ground plane for measurement above 1GHz. The antenna to EUT distance is 3 meters. The EUT is configured in accordance with ANSI C63.10. The EUT is set to transmit in a continuous mode.

For measurements below 1 GHz the resolution bandwidth is set to 100 kHz for peak detection measurements or 120 kHz for quasi-peak detection measurements. Peak detection is used unless otherwise noted as quasi-peak.

For pre-scans above 1 GHz the resolution bandwidth is set to 1 MHz; the video bandwidth is set to 30 KHz for peak measurements.

For final measurements above 1 GHz the resolution bandwidth is set to 1 MHz; the video bandwidth is set to 3 MHz for peak measurements and as applicable for average measurements.

The spectrum from 30 MHz to 1GHz and 18GHz to 40 GHz is investigated with the transmitter set to transmit at the channel with highest output power as worst-case scenario. 1GHz to 18GHz was set to the lowest, middle, and highest channels in the 6 GHz bands.

The frequency range of interest is monitored at a fixed antenna height and EUT azimuth. The EUT is rotated through 360 degrees to maximize emissions received. The antenna is scanned from 1 to 4 meters above the ground plane to further maximize the emission. Measurements are made with the antenna polarized in both the vertical and the horizontal positions.

UL VERIFICATION SERVICES
47173 Benicia Street, Fremont, CA 94538; USA TEL:(510) 319-4000 FAX:(510) 661-0888
This report shall not be reproduced except in full, without the written approval of UL VERIFICATION SERVICES

KDB 414788 Open Field Site (OFS) and Chamber Correlation Justification

OFS and chamber correlation testing had been performed and chamber measured test result is the worst-case test result.

Note: The limits in CFR 47, Part 15, Subpart C, paragraph 15.209(a), are identical to those in RSS-Gen section 8.9, Table 6, since the measurements are performed in terms of magnetic field strength and converted to electric field strength levels (as reported in the table), using the free space impedance of 377 Ohms. For example, the measurement at frequency X kHz resulted in a level of Y dBuV/m, which is equivalent to Y – 51.5 = Z dBuA/m, which has the same margin, W dB, to the corresponding RSS-Gen Table 6 limit as it has to 15.209(a) limit.

RESULTS

The plots in these sections are for reference settings only for different bandwidth and different antenna ports.

UL VERIFICATION SERVICES
47173 Benicia Street, Fremont, CA 94538; USA TEL:(510) 319-4000 FAX:(510) 661-0888
This report shall not be reproduced except in full, without the written approval of UL VERIFICATION SERVICES

1.1. TRANSMITTER OUTSIDE 5.925 - 7.125 GHz, 1- 18GHz

1.1.1. 802.11be SISO SU MODE IN UNII-5 BAND – BANDEDGE

UNII-5 (SISO)	Channel Frequency (MHz)	Ant. #	Frequency (GHz)	Meter Reading (dBm)	Det	AF (dB/m)	Conversion Factor (dB)	DCCF (dB)	Gain/Loss (dB)	Correct Reading EIRP (dBm)	Avg Limit (dBm)	Avg Margin (dB)	Pk Limit (dBm)	Pk Margin (dB)	Azimuth (Degs)	Height (cm)	Polarity
EHT20 (SU Mode)	5955	6	5.924402	-51.43	RMS	35.2	11.8	0.56	-37.72	-41.59	-27	-14.59	-	-	6	157	H
			5.924935	-35.83	Pk	35.2	11.8	0	-37.73	-26.56	-	-	-7	-19.56	6	157	H
			5.925	-35.94	Pk	35.2	11.8	0	-37.73	-26.67	-	-	-7	-19.67	6	157	H
			5.925	-51.29	RMS	35.2	11.8	0.56	-37.73	-41.46	-27	-14.46	-	-	6	157	H
			5.924468	-55.99	RMS	35.2	11.8	0.56	-37.72	-46.15	-27	-19.15	-	-	27	175	V
			5.924535	-41.2	Pk	35.2	11.8	0	-37.72	-31.92	-	-	-7	-24.92	27	175	V
			5.925	-42.07	Pk	35.2	11.8	0	-37.73	-32.8	-	-	-7	-25.8	27	175	V
			5.925	-56.6	RMS	35.2	11.8	0.56	-37.73	-46.77	-27	-19.77	-	-	27	175	V
		5	5.925	-38.31	Pk	35.2	11.8	0	-37.73	-29.04	-	-	-7	-22.04	322	113	H
			5.924935	-38.35	Pk	35.2	11.8	0	-37.73	-29.08	-	-	-7	-22.08	322	113	H
			5.925	-53.92	RMS	35.2	11.8	0.56	-37.73	-44.09	-27	-17.09	-	-	322	113	H
			5.924802	-53.12	RMS	35.2	11.8	0.56	-37.73	-43.29	-27	-16.29	-	-	322	113	H
			5.925	-40.72	Pk	35.2	11.8	0	-37.73	-31.45	-	-	-7	-24.45	283	113	V
			5.924935	-40.24	Pk	35.2	11.8	0	-37.73	-30.97	-	-	-7	-23.97	283	113	V
			5.925	-55.93	RMS	35.2	11.8	0.56	-37.73	-46.1	-27	-19.1	-	-	283	113	V
			5.924202	-55.88	RMS	35.2	11.8	0.56	-37.71	-46.03	-27	-19.03	-	-	283	113	V
EHT40 (SU Mode)	5965	6	5.925	-45.34	Pk	35.2	11.8	0	-37.73	-36.07	-	-	-7	-29.07	140	160	H
			5.924935	-45.26	Pk	35.2	11.8	0	-37.73	-35.99	-	-	-7	-28.99	140	160	H
			5.925	-60.15	RMS	35.2	11.8	0.61	-37.73	-50.27	-27	-23.27	-	-	140	160	H
			5.923868	-59.29	RMS	35.2	11.8	0.61	-37.71	-49.39	-27	-22.39	-	-	140	160	H
			5.925	-47.49	Pk	35.2	11.8	0	-37.73	-38.22	-	-	-7	-31.22	171	280	V
			5.923868	-46.89	Pk	35.2	11.8	0	-37.71	-37.6	-	-	-7	-30.6	171	280	V
			5.925	-60.53	RMS	35.2	11.8	0.61	-37.73	-50.65	-27	-23.65	-	-	171	280	V
			5.922801	-58.95	RMS	35.2	11.8	0.61	-37.72	-49.06	-27	-22.06	-	-	171	280	V
		5	5.925	-30.91	Pk	35.2	11.8	0	-37.73	-21.64	-	-	-7	-14.64	206	131	H
			5.924535	-30.36	Pk	35.2	11.8	0	-37.72	-21.08	-	-	-7	-14.08	206	131	H
			5.925	-47.12	RMS	35.2	11.8	0.61	-37.73	-37.24	-27	-10.24	-	-	206	131	H
			5.924468	-47.1	RMS	35.2	11.8	0.61	-37.72	-37.21	-27	-10.21	-	-	206	131	H
			5.925	-33.98	Pk	35.2	11.8	0	-37.73	-24.71	-	-	-7	-17.71	99	110	V
			5.924535	-33.49	Pk	35.2	11.8	0	-37.72	-24.21	-	-	-7	-17.21	99	110	V
			5.925	-50.97	RMS	35.2	11.8	0.61	-37.73	-41.09	-27	-14.09	-	-	99	110	V
			5.924135	-50.22	RMS	35.2	11.8	0.61	-37.71	-40.32	-27	-13.32	-	-	99	110	V
EHT80 (SU Mode)	5985	6	5.925	-31.06	Pk	35.2	11.8	0	-37.73	-21.79	-	-	-7	-14.79	27	189	H
			5.919001	-26.11	Pk	35.2	11.8	0	-37.72	-16.83	-	-	-7	-9.83	27	189	H
			5.925	-46.56	RMS	35.2	11.8	0.58	-37.73	-36.71	-27	-9.71	-	-	27	189	H
			5.920868	-43.69	RMS	35.2	11.8	0.58	-37.72	-33.83	-27	-6.83	-	-	27	189	H
			5.925	-36.56	Pk	35.2	11.8	0	-37.73	-27.29	-	-	-7	-20.29	4	283	V
			5.916468	-34.15	Pk	35.2	11.8	0	-37.75	-24.9	-	-	-7	-17.9	4	283	V
			5.925	-51.04	RMS	35.2	11.8	0.58	-37.73	-41.19	-27	-14.19	-	-	4	283	V
			5.924335	-49.4	RMS	35.2	11.8	0.58	-37.72	-39.54	-27	-12.54	-	-	4	283	V
		5	5.925	-34.23	Pk	35.2	11.8	0	-37.73	-24.96	-	-	-7	-17.96	142	119	H
			5.918868	-30.25	Pk	35.2	11.8	0	-37.72	-20.97	-	-	-7	-13.97	142	119	H
			5.925	-48.28	RMS	35.2	11.8	0.58	-37.73	-38.43	-27	-11.43	-	-	142	119	H
			5.924402	-47.01	RMS	35.2	11.8	0.58	-37.72	-37.15	-27	-10.15	-	-	142	119	H
			5.925	-37.58	Pk	35.2	11.8	0	-37.73	-28.31	-	-	-7	-21.31	104	112	V
			5.918335	-34.06	Pk	35.2	11.8	0	-37.73	-24.79	-	-	-7	-17.79	104	112	V
			5.925	-51.7	RMS	35.2	11.8	0.58	-37.73	-41.85	-27	-14.85	-	-	104	112	V
			5.923335	-50.67	RMS	35.2	11.8	0.58	-37.72	-40.81	-27	-13.81	-	-	104	112	V
EHT160 (SU Mode)	6025	6	5.925	-29.4	Pk	35.2	11.8	0	-37.73	-20.13	-	-	-7	-13.13	14	160	H
			5.921735	-27.52	Pk	35.2	11.8	0	-37.73	-18.25	-	-	-7	-11.25	14	160	H
			5.925	-45.04	RMS	35.2	11.8	0.67	-37.73	-35.1	-27	-8.1	-	-	14	160	H
			5.910268	-41.67	RMS	35.2	11.8	0.67	-37.74	-31.74	-27	-4.74	-	-	14	160	H
			5.925	-35.71	Pk	35.2	11.8	0	-37.73	-26.44	-	-	-7	-19.44	10	313	V
			5.912401	-34.27	Pk	35.2	11.8	0	-37.75	-25.02	-	-	-7	-18.02	10	313	V
			5.925	-52.34	RMS	35.2	11.8	0.67	-37.73	-42.4	-27	-15.4	-	-	10	313	V
			5.918401	-48.78	RMS	35.2	11.8	0.67	-37.73	-38.84	-27	-11.84	-	-	10	313	V
		5	5925	-33.96	Pk	35.2	11.8	0	-36.76	-23.72	-	-	-7	-16.72	20	109	H
			5916.935	-32.42	Pk	35.2	11.8	0	-36.77	-22.19	-	-	-7	-15.19	20	109	H
			5925	-50.81	RMS	35.2	11.8	0.67	-36.76	-39.9	-27	-12.9	-	-	20	109	H
			5912.268	-45.94	RMS	35.2	11.8	0.67	-36.74	-35.01	-27	-8.01	-	-	20	109	H
			5925	-38.12	Pk	35.2	11.8	0	-36.76	-27.88	-	-	-7	-20.88	288	126	V
			5912.135	-36.59	Pk	35.2	11.8	0	-36.74	-26.33	-	-	-7	-19.33	288	126	V
			5925	-54.71	RMS	35.2	11.8	0.67	-36.76	-43.8	-27	-16.8	-	-	288	126	V
			5922.468	-51.82	RMS	35.2	11.8	0.67	-36.75	-40.9	-27	-13.9	-	-	288	126	V

* - indicates frequency in CFR47 Pt 15 / IC RSS-Restricted Band
Pk - Peak detector
RMS - RMS detection

UL VERIFICATION SERVICES
47173 Benicia Street, Fremont, CA 94538; USA TEL:(510) 319-4000 FAX:(510) 661-0888
This report shall not be reproduced except in full, without the written approval of UL VERIFICATION SERVICES

1TX Antenna 6 MODE: SU

BANDEDGE (LOW CHANNEL / 6025MHz)

HORIZONTAL RESULT

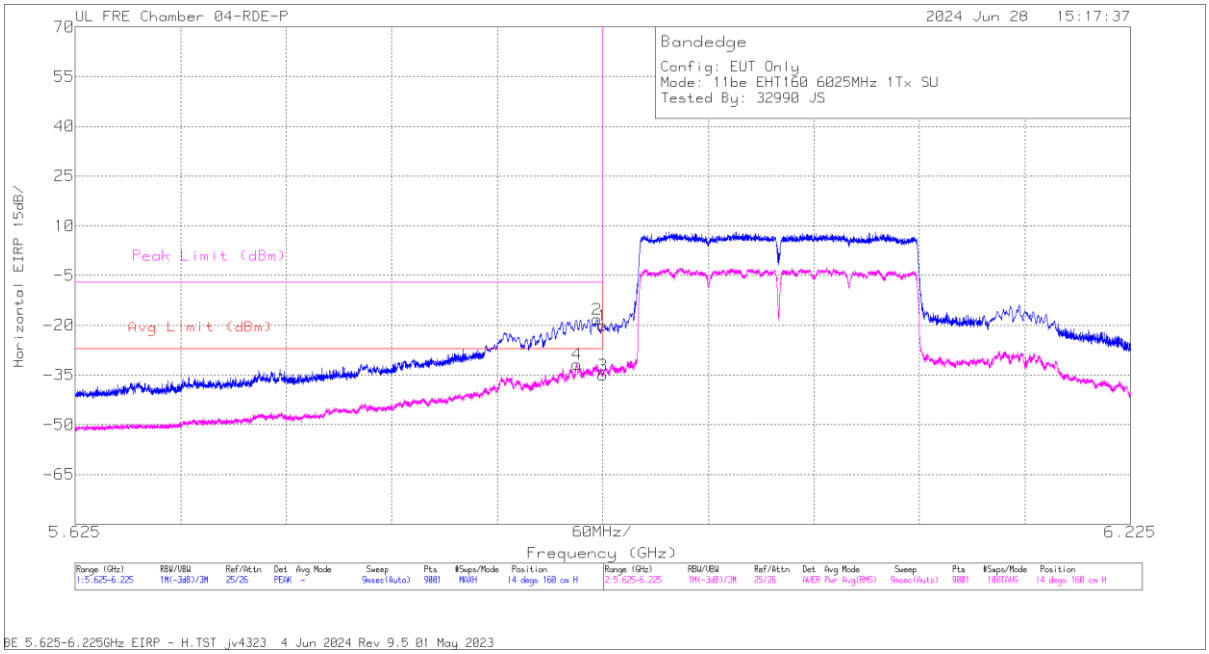

Trace Markers

Marker	Frequency (GHz)	Meter Reading (dBm)	Det	79834 3m ACF (dB/m)	Conversion Factor (dB)	DCCF (dB)	Gain/Loss (dB)	Corrected Reading EIRP (dBm)	Avg Limit (dBm)	RMS Margin (dB)	Peak Limit (dBm)	PK Margin (dB)	Azimuth (Degs)	Height (cm)	Polarity
1	5.925	-29.4	Pk	35.2	11.8	0	-37.73	-20.13	-	-	-7	-13.13	14	160	H
2	5.921735	-27.52	Pk	35.2	11.8	0	-37.73	-18.25	-	-	-7	-11.25	14	160	H
3	5.925	-45.04	RMS	35.2	11.8	.67	-37.73	-35.1	-27	-8.1	-	-	14	160	H
4	5.910268	-41.67	RMS	35.2	11.8	.67	-37.74	-31.74	-27	-4.74	-	-	14	160	H

Pk - Peak detector
RMS - RMS detection

UL VERIFICATION SERVICES
47173 Benicia Street, Fremont, CA 94538; USA TEL:(510) 319-4000 FAX:(510) 661-0888
This report shall not be reproduced except in full, without the written approval of UL VERIFICATION SERVICES

VERTICAL RESULT

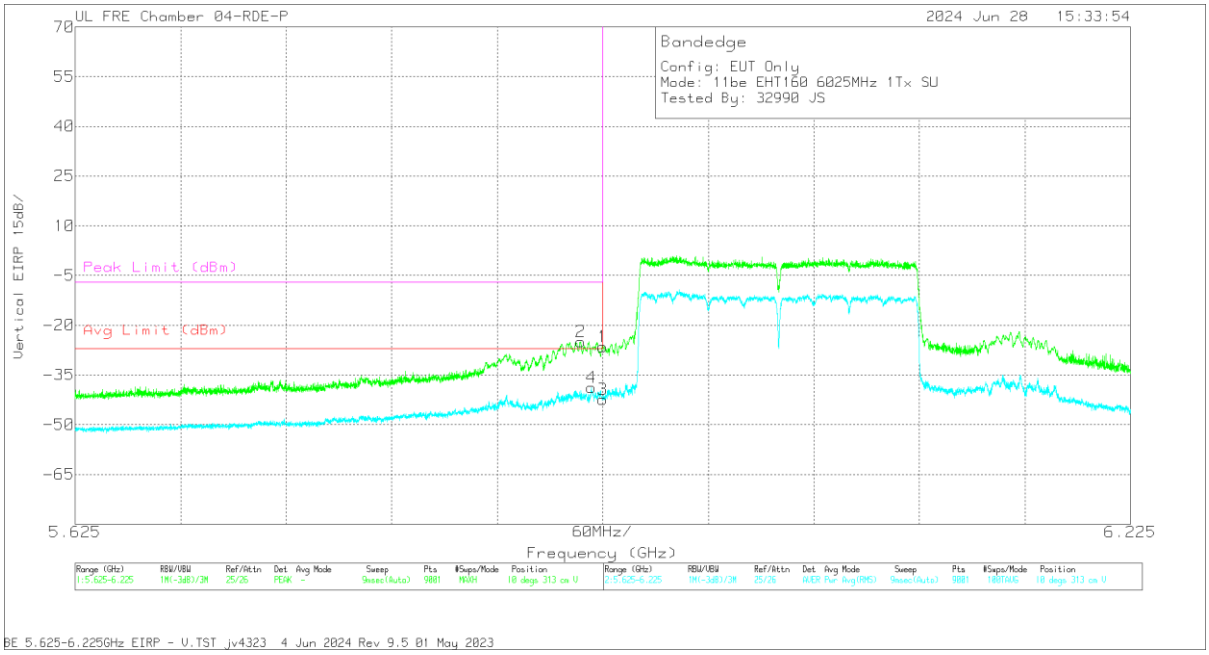

Trace Markers

Marker	Frequency (GHz)	Meter Reading (dBm)	Det	79834 3m ACF (dB/m)	Conversion Factor (dB)	DCCF (dB)	Gain/Loss (dB)	Corrected Reading EIRP (dBm)	Avg Limit (dBm)	RMS Margin (dB)	Peak Limit (dBm)	PK Margin (dB)	Azimuth (Degs)	Height (cm)	Polarity
1	5.925	-35.71	Pk	35.2	11.8	0	-37.73	-26.44	-	-	-7	-19.44	10	313	V
2	5.912401	-34.27	Pk	35.2	11.8	0	-37.75	-25.02	-	-	-7	-18.02	10	313	V
3	5.925	-52.34	RMS	35.2	11.8	.67	-37.73	-42.4	-27	-15.4	-	-	10	313	V
4	5.918401	-48.78	RMS	35.2	11.8	.67	-37.73	-38.84	-27	-11.84	-	-	10	313	V

Pk - Peak detector
RMS - RMS detection

UL VERIFICATION SERVICES
47173 Benicia Street, Fremont, CA 94538; USA TEL:(510) 319-4000 FAX:(510) 661-0888
This report shall not be reproduced except in full, without the written approval of UL VERIFICATION SERVICES

1.1.2. 802.11be SISO PARTIAL RU MODE IN UNII-5 BAND - BANDEDGE

UNII-5 (SISO)	Channel Frequency (MHz)	Ant. #	Frequency (GHz)	Meter Reading (dBm)	Det	AF (dB/m)	Conversion Factor (dB)	DCCF (dB)	Gain/Loss (dB)	Correct Reading EIRP (dBm)	Avg Limit (dBm)	Avg Margin (dB)	Pk Limit (dBm)	Pk Margin (dB)	Azimuth (Degs)	Height (cm)	Polarity
EHT20 (106+26T/ Index 82)	5955	6	5.925	-35.66	Pk	35.2	11.8	0	-37.73	-26.39	-	-	-7	-19.39	183	161	H
			5.924735	-35.17	Pk	35.2	11.8	0	-37.72	-25.89	-	-	-7	-18.89	183	161	H
			5.925	-51.42	RMS	35.2	11.8	0.33	-37.73	-41.82	-27	-14.82	-	-	183	161	H
			5.924802	-50.64	RMS	35.2	11.8	0.33	-37.73	-41.04	-27	-14.04	-	-	183	161	H
			5.925	-43.11	Pk	35.2	11.8	0	-37.73	-33.84	-	-	-7	-26.84	205	148	V
			5.924868	-40.66	Pk	35.2	11.8	0	-37.73	-31.39	-	-	-7	-24.39	205	148	V
			5.925	-56.62	RMS	35.2	11.8	0.33	-37.73	-47.02	-27	-20.02	-	-	205	148	V
			5.924935	-55.7	RMS	35.2	11.8	0.33	-37.73	-46.1	-27	-19.1	-	-	205	148	V
		5	5.925	-39.88	Pk	35.2	11.8	0	-37.73	-30.61	-	-	-7	-23.61	133	113	H
			5.924268	-38.18	Pk	35.2	11.8	0	-37.72	-28.9	-	-	-7	-21.9	133	113	H
			5.925	-52.97	RMS	35.2	11.8	0.33	-37.73	-43.37	-27	-16.37	-	-	133	113	H
			5.924935	-53.12	RMS	35.2	11.8	0.33	-37.73	-43.52	-27	-16.52	-	-	133	113	H
			5.925	-42.65	Pk	35.2	11.8	0	-37.73	-33.38	-	-	-7	-26.38	96	169	V
			5.920868	-41.96	Pk	35.2	11.8	0	-37.72	-32.68	-	-	-7	-25.68	96	169	V
			5.925	-57.15	RMS	35.2	11.8	0.33	-37.73	-47.55	-27	-20.55	-	-	96	169	V
			5.924535	-56.21	RMS	35.2	11.8	0.33	-37.72	-46.6	-27	-19.6	-	-	96	169	V
EHT40 (52T / Index 37)	5965	6	5.925	-36.1	Pk	35.2	11.8	0	-37.73	-26.83	-	-	-7	-19.83	358	183	H
			5.924935	-34.08	Pk	35.2	11.8	0	-37.73	-24.81	-	-	-7	-17.81	358	183	H
			5.925	-56.21	RMS	35.2	11.8	0.56	-37.73	-46.38	-27	-19.38	-	-	358	183	H
			5.923935	-55.58	RMS	35.2	11.8	0.56	-37.71	-45.73	-27	-18.73	-	-	358	183	H
			5.925	-42.72	Pk	35.2	11.8	0	-37.73	-33.45	-	-	-7	-26.45	358	196	V
			5.924868	-42.5	Pk	35.2	11.8	0	-37.73	-33.23	-	-	-7	-26.23	358	196	V
			5.925	-60.04	RMS	35.2	11.8	0.56	-37.73	-50.21	-27	-23.21	-	-	358	196	V
			5.924068	-59.23	RMS	35.2	11.8	0.56	-37.71	-49.38	-27	-22.38	-	-	358	196	V
		5	5.925	-33.25	Pk	35.2	11.8	0	-37.73	-23.98	-	-	-7	-16.98	204	121	H
			5.924135	-33.03	Pk	35.2	11.8	0	-37.71	-23.74	-	-	-7	-16.74	204	121	H
			5.925	-55.35	RMS	35.2	11.8	0.56	-37.73	-45.52	-27	-18.52	-	-	204	121	H
			5.923135	-53.89	RMS	35.2	11.8	0.56	-37.72	-44.05	-27	-17.05	-	-	204	121	H
			5.925	-36.85	Pk	35.2	11.8	0	-37.73	-27.58	-	-	-7	-20.58	100	143	V
			5.924602	-35.46	Pk	35.2	11.8	0	-37.72	-26.18	-	-	-7	-19.18	100	143	V
			5.925	-57.28	RMS	35.2	11.8	0.56	-37.73	-47.45	-27	-20.45	-	-	100	143	V
			5.923801	-55.76	RMS	35.2	11.8	0.56	-37.71	-45.91	-27	-18.91	-	-	100	143	V
EHT80 (242T / Index 61)	5985	6	5.925	-25.82	Pk	35.2	11.8	0	-37.73	-16.55	-	-	-7	-9.55	164	143	H
			5.923868	-25.19	Pk	35.2	11.8	0	-37.71	-15.9	-	-	-7	-8.9	164	143	H
			5.925	-48.03	RMS	35.2	11.8	0.66	-37.73	-38.1	-27	-11.1	-	-	164	143	H
			5.924268	-44.14	RMS	35.2	11.8	0.66	-37.72	-34.2	-27	-7.2	-	-	164	143	H
			5.925	-32.43	Pk	35.2	11.8	0	-37.73	-23.16	-	-	-7	-16.16	199	263	V
			5.923735	-31.62	Pk	35.2	11.8	0	-37.71	-22.33	-	-	-7	-15.33	199	263	V
			5.925	-52.42	RMS	35.2	11.8	0.66	-37.73	-42.49	-27	-15.49	-	-	199	263	V
			5.924602	-50.49	RMS	35.2	11.8	0.66	-37.72	-40.55	-27	-13.55	-	-	199	263	V
		5	5.925	-38.14	Pk	35.2	11.8	0	-37.73	-28.87	-	-	-7	-21.87	326	113	H
			5.921001	-36.02	Pk	35.2	11.8	0	-37.72	-26.74	-	-	-7	-19.74	326	113	H
			5.925	-55.29	RMS	35.2	11.8	0.66	-37.73	-45.36	-27	-18.36	-	-	326	113	H
			5.922001	-53.58	RMS	35.2	11.8	0.66	-37.73	-43.65	-27	-16.65	-	-	326	113	H
			5.925	-42	Pk	35.2	11.8	0	-37.73	-32.73	-	-	-7	-25.73	282	105	V
			5.921335	-38.83	Pk	35.2	11.8	0	-37.72	-29.55	-	-	-7	-22.55	282	105	V
			5.925	-57.52	RMS	35.2	11.8	0.66	-37.73	-47.59	-27	-20.59	-	-	282	105	V
			5.924335	-56.17	RMS	35.2	11.8	0.66	-37.72	-46.23	-27	-19.23	-	-	282	105	V
EHT160 (106T / Index53)	6025	6	5925	-33.25	Pk	35.2	11.8	0	-36.16	-22.41	-	-	-7	-15.41	47	128	H
			5924.868	-33.36	Pk	35.2	11.8	0	-36.16	-22.52	-	-	-7	-15.52	47	128	H
			5925	-58.27	RMS	35.2	11.8	0.58	-36.16	-46.85	-27	-19.85	-	-	47	128	H
			5924.802	-54.98	RMS	35.2	11.8	0.58	-36.16	-43.56	-27	-16.56	-	-	47	128	H
			5925	-39.79	Pk	35.2	11.8	0	-36.16	-28.95	-	-	-7	-21.95	49	273	V
			5924.668	-40.09	Pk	35.2	11.8	0	-36.16	-29.25	-	-	-7	-22.25	49	273	V
			5925	-60.39	RMS	35.2	11.8	0.58	-36.16	-48.97	-27	-21.97	-	-	49	273	V
			5924.935	-59.49	RMS	35.2	11.8	0.58	-36.16	-48.07	-27	-21.07	-	-	49	273	V
		5	5925	-37.06	Pk	35.2	11.8	0	-36.16	-26.22	-	-	-7	-19.22	52	127	H
			5924.735	-36.73	Pk	35.2	11.8	0	-36.16	-25.89	-	-	-7	-18.89	52	127	H
			5925	-62.19	RMS	35.2	11.8	0.58	-36.16	-50.77	-27	-23.77	-	-	52	127	H
			5924.602	-57.44	RMS	35.2	11.8	0.58	-36.16	-46.02	-27	-19.02	-	-	52	127	H
			5925	-39.49	Pk	35.2	11.8	0	-36.16	-28.65	-	-	-7	-21.65	312	132	V
			5924.868	-38.86	Pk	35.2	11.8	0	-36.16	-28.02	-	-	-7	-21.02	312	132	V
			5925	-61.5	RMS	35.2	11.8	0.58	-36.16	-50.08	-27	-23.08	-	-	312	132	V
			5922.868	-58.91	RMS	35.2	11.8	0.58	-36.16	-47.49	-27	-20.49	-	-	312	132	V

* - indicates frequency in CFR47 Pt 15 / IC RSS-Restricted Band
Pk - Peak detector
RMS - RMS detection

UL VERIFICATION SERVICES
47173 Benicia Street, Fremont, CA 94538; USA TEL:(510) 319-4000 FAX:(510) 661-0888
This report shall not be reproduced except in full, without the written approval of UL VERIFICATION SERVICES

UNII-5 (SISO)	Channel Frequency (MHz)	Ant. #	Frequency (GHz)	Meter Reading (dBm)	Det	AF (dB/m)	Conversion Factor (dB)	DCCF (dB)	Gain/Loss (dB)	Correct Reading EIRP (dBm)	Avg Limit (dBm)	Avg Margin (dB)	Pk Limit (dBm)	Pk Margin (dB)	Azimuth (Degs)	Height (cm)	Polarity
EHT20 (106T/ Index 53)	5955	6	5.925	-41.7	Pk	35.2	11.8	0	-37.73	-32.43	-	-	-7	-25.43	5	112	H
			5.922601	-38.98	Pk	35.2	11.8	0	-37.72	-29.7	-	-	-7	-22.7	5	112	H
			5.925	-57.46	RMS	35.2	11.8	0.33	-37.73	-47.86	-27	-20.86	-	-	5	112	H
			5.924668	-56.93	RMS	35.2	11.8	0.33	-37.72	-47.32	-27	-20.32	-	-	5	112	H
			5.925	-47.39	Pk	35.2	11.8	0	-37.73	-38.12	-	-	-7	-31.12	37	178	V
			5.922535	-45.31	Pk	35.2	11.8	0	-37.72	-36.03	-	-	-7	-29.03	37	178	V
			5.925	-59.53	RMS	35.2	11.8	0.33	-37.73	-49.93	-27	-22.93	-	-	37	178	V
			5.923401	-59.38	RMS	35.2	11.8	0.33	-37.72	-49.77	-27	-22.77	-	-	37	178	V
		5	5.925	-39.51	Pk	35.2	11.8	0	-37.73	-30.24	-	-	-7	-23.24	133	113	H
			5.924668	-34.08	Pk	35.2	11.8	0	-37.72	-24.8	-	-	-7	-17.8	133	113	H
			5.925	-56.08	RMS	35.2	11.8	0.33	-37.73	-46.48	-27	-19.48	-	-	133	113	H
			5.924935	-55.43	RMS	35.2	11.8	0.33	-37.73	-45.83	-27	-18.83	-	-	133	113	H
			5.925	-44.03	Pk	35.2	11.8	0	-37.73	-34.76	-	-	-7	-27.76	96	169	V
			5.924668	-42.57	Pk	35.2	11.8	0	-37.72	-33.29	-	-	-7	-26.29	96	169	V
			5.925	-58.4	RMS	35.2	11.8	0.33	-37.73	-48.8	-27	-21.8	-	-	96	169	V
			5.924935	-57.66	RMS	35.2	11.8	0.33	-37.73	-48.06	-27	-21.06	-	-	96	169	V
EHT40 (242T/ Index 61)	5965	6	5.925	-60.92	Pk	35.2	11.8	0	-15.5	-29.42	-	-	-7	-22.42	157	157	H
			5.924402	-58.22	Pk	35.2	11.8	0	-15.5	-26.72	-	-	-7	-19.72	157	157	H
			5.925	-74.68	RMS	35.2	11.8	0.4	-15.5	-42.78	-27	-15.78	-	-	157	157	H
			5.924468	-74.54	RMS	35.2	11.8	0.4	-15.5	-42.64	-27	-15.64	-	-	157	157	H
			5.925	-65.4	Pk	35.2	11.8	0	-15.5	-33.9	-	-	-7	-26.9	165	398	V
			5.923601	-63.89	Pk	35.2	11.8	0	-15.5	-32.39	-	-	-7	-25.39	165	398	V
			5.925	-78.3	RMS	35.2	11.8	0.4	-15.5	-46.4	-27	-19.4	-	-	165	398	V
			5.924802	-77.14	RMS	35.2	11.8	0.4	-15.5	-45.24	-27	-18.24	-	-	165	398	V
		5	5.925	-39.93	Pk	35.3	11.8	0	-37.86	-30.69	-	-	-7	-23.69	12	351	H
			5.924535	-39.34	Pk	35.3	11.8	0	-37.87	-30.11	-	-	-7	-23.11	12	351	H
			5.925	-56.53	RMS	35.3	11.8	0.4	-37.86	-46.89	-27	-19.89	-	-	12	351	H
			5.924002	-55.63	RMS	35.3	11.8	0.4	-37.88	-46.01	-27	-19.01	-	-	12	351	H
			5.925	-45.7	Pk	35.3	11.8	0	-37.86	-36.46	-	-	-7	-29.46	219	302	V
			5.923935	-43.6	Pk	35.3	11.8	0	-37.88	-34.38	-	-	-7	-27.38	219	302	V
			5.925	-58.54	RMS	35.3	11.8	0.4	-37.86	-48.9	-27	-21.9	-	-	219	302	V
			5.924268	-57.95	RMS	35.3	11.8	0.4	-37.87	-48.32	-27	-21.32	-	-	219	302	V
EHT160 (242T / Index 61)	6025	6	5.925	-30.25	Pk	35.3	11.8	0	-37.86	-21.01	-	-	-7	-14.01	46	141	H
			5.924935	-31.31	Pk	35.3	11.8	0	-37.86	-22.07	-	-	-7	-15.07	46	141	H
			5.925	-52.85	RMS	35.3	11.8	0.66	-37.86	-42.95	-27	-15.95	-	-	46	141	H
			5.924335	-50.96	RMS	35.3	11.8	0.66	-37.87	-41.07	-27	-14.07	-	-	46	141	H
			5.925	-40	Pk	35.3	11.8	0	-37.86	-30.76	-	-	-7	-23.76	71	284	V
			5.924535	-38.79	Pk	35.3	11.8	0	-37.87	-29.56	-	-	-7	-22.56	71	284	V
			5.925	-57.93	RMS	35.3	11.8	0.66	-37.86	-48.03	-27	-21.03	-	-	71	284	V
			5.923201	-56.62	RMS	35.3	11.8	0.66	-37.9	-46.76	-27	-19.76	-	-	71	284	V
		5	5.925	-37.57	Pk	35.3	11.8	0	-37.86	-28.33	-	-	-7	-21.33	8	337	H
			5.924202	-36.15	Pk	35.3	11.8	0	-37.88	-26.93	-	-	-7	-19.93	8	337	H
			5.925	-55.49	RMS	35.3	11.8	0.66	-37.86	-45.59	-27	-18.59	-	-	8	337	H
			5.923801	-54.74	RMS	35.3	11.8	0.66	-37.88	-44.86	-27	-17.86	-	-	8	337	H
			5.925	-41.42	Pk	35.3	11.8	0	-37.86	-32.18	-	-	-7	-25.18	222	384	V
			5.923535	-40.99	Pk	35.3	11.8	0	-37.89	-31.78	-	-	-7	-24.78	222	384	V
			5.925	-58.68	RMS	35.3	11.8	0.66	-37.86	-48.78	-27	-21.78	-	-	222	384	V
			5.923935	-57.98	RMS	35.3	11.8	0.66	-37.88	-48.1	-27	-21.1	-	-	222	384	V

* - indicates frequency in CFR47 Pt 15 / IC RSS-Restricted Band
Pk - Peak detector
RMS - RMS detection

UL VERIFICATION SERVICES
47173 Benicia Street, Fremont, CA 94538; USA TEL:(510) 319-4000 FAX:(510) 661-0888
This report shall not be reproduced except in full, without the written approval of UL VERIFICATION SERVICES

1TX Antenna 6 MODE: 106-Tones, RU Index 53

BANDEDGE (LOW CHANNEL / 6025MHz)

HORIZONTAL RESULT

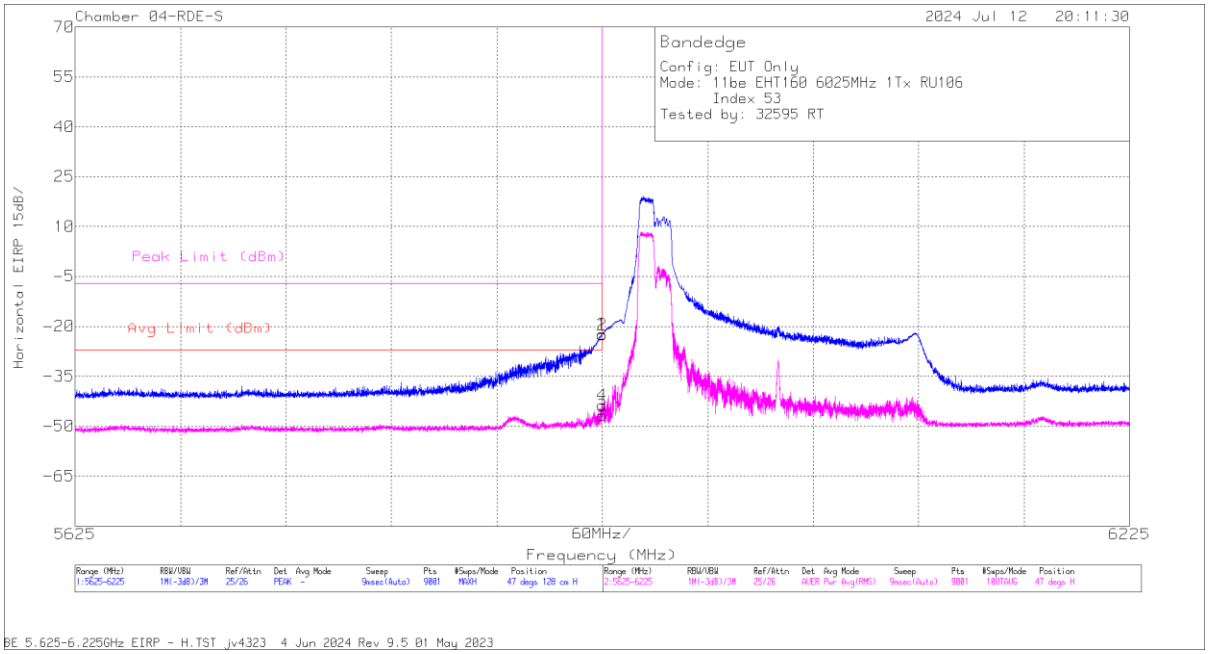

Trace Markers

Marker	Frequency (MHz)	Meter Reading (dBm)	Det	200784 ACF 3m (dB/m)	Conversion Factor (dB)	DCCF (dB)	Gain/Loss (dB)	Corrected Reading EIRP (dBm)	Avg Limit (dBm)	RMS Margin (dB)	Peak Limit (dBm)	PK Margin (dB)	Azimuth (Degs)	Height (cm)	Polarity
1	5925	-33.25	Pk	35.2	11.8	0	-36.16	-22.41	-	-	-7	-15.41	47	128	H
2	5924.868	-33.36	Pk	35.2	11.8	0	-36.16	-22.52	-	-	-7	-15.52	47	128	H
3	5925	-58.27	RMS	35.2	11.8	.58	-36.16	-46.85	-27	-19.85	-	-	47	128	H
4	5924.802	-54.98	RMS	35.2	11.8	.58	-36.16	-43.56	-27	-16.56	-	-	47	128	H

Pk - Peak detector
RMS - RMS detection

UL VERIFICATION SERVICES
47173 Benicia Street, Fremont, CA 94538; USA TEL:(510) 319-4000 FAX:(510) 661-0888
This report shall not be reproduced except in full, without the written approval of UL VERIFICATION SERVICES

VERTICAL RESULT

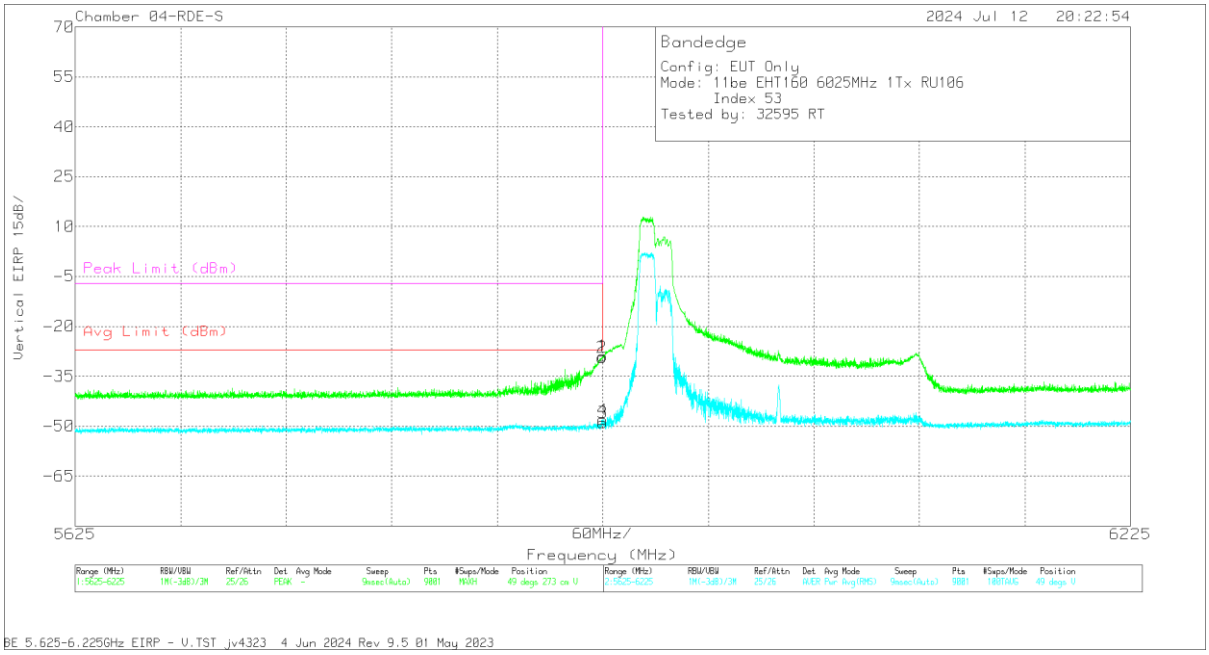

Trace Markers

Marker	Frequency (MHz)	Meter Reading (dBm)	Det	200784 ACF 3m (dB/m)	Conversion Factor (dB)	DCCF (dB)	Gain/Loss (dB)	Corrected Reading EIRP (dBm)	Avg Limit (dBm)	RMS Margin (dB)	Peak Limit (dBm)	PK Margin (dB)	Azimuth (Degs)	Height (cm)	Polarity
1	5925	-39.79	Pk	35.2	11.8	0	-36.16	-28.95	-	-	-7	-21.95	49	273	V
2	5924.668	-40.09	Pk	35.2	11.8	0	-36.16	-29.25	-	-	-7	-22.25	49	273	V
3	5925	-60.39	RMS	35.2	11.8	.58	-36.16	-48.97	-27	-21.97	-	-	49	273	V
4	5924.935	-59.49	RMS	35.2	11.8	.58	-36.16	-48.07	-27	-21.07	-	-	49	273	V

Pk - Peak detector
RMS - RMS detection

UL VERIFICATION SERVICES
47173 Benicia Street, Fremont, CA 94538; USA TEL:(510) 319-4000 FAX:(510) 661-0888
This report shall not be reproduced except in full, without the written approval of UL VERIFICATION SERVICES

1.1.3. 802.11be MIMO SU MODE IN UNII-5 BAND - BANDEDGE

UNII-5 (MIMO CDD)	Channel Frequency (MHz)	Ant. #	Frequency (GHz)	Meter Reading (dBm)	Det	AF (dB/m)	Conversion Factor (dB)	DCCF (dB)	Gain/Loss (dB)	Correct Reading EIRP (dBm)	Avg Limit (dBm)	Avg Margin (dB)	Pk Limit (dBm)	Pk Margin (dB)	Azimuth (Degs)	Height (cm)	Polarity
EHT20 (SU Mode)	5955	6 + 5	5.924735	-36.5	Pk	35.2	11.8	0	-37.72	-27.22	-	-	-7	-20.22	46	235	H
			5.924802	-51.75	RMS	35.2	11.8	0.56	-37.73	-41.92	-27	-14.92	-	-	46	235	H
			5.925	-36.5	Pk	35.2	11.8	0	-37.73	-27.23	-	-	-7	-20.23	46	235	H
			5.925	-52.17	RMS	35.2	11.8	0.56	-37.73	-42.34	-27	-15.34	-	-	46	235	H
			5.923735	-50.29	RMS	35.2	11.8	0.56	-37.71	-40.44	-27	-13.44	-	-	350	134	V
			5.924068	-34.96	Pk	35.2	11.8	0	-37.71	-25.67	-	-	-7	-18.67	350	134	V
			5.925	-37.54	Pk	35.2	11.8	0	-37.73	-28.27	-	-	-7	-21.27	350	134	V
			5.925	-53.37	RMS	35.2	11.8	0.56	-37.73	-43.54	-27	-16.54	-	-	350	134	V
EHT40 (SU Mode)	5965	6 + 5	5.925	-30.12	Pk	35.2	11.8	0	-37.73	-20.85	-	-	-7	-13.85	214	163	H
			5.924335	-29.22	Pk	35.2	11.8	0	-37.72	-19.94	-	-	-7	-12.94	214	163	H
			5.925	-47.19	RMS	35.2	11.8	0.61	-37.73	-37.31	-27	-10.31	-	-	214	163	H
			5.924668	-45.1	RMS	35.2	11.8	0.61	-37.72	-35.21	-27	-8.21	-	-	214	163	H
			5.925	-25.71	Pk	35.2	11.8	0	-37.73	-16.44	-	-	-7	-9.44	131	173	V
			5.924135	-25.27	Pk	35.2	11.8	0	-37.71	-15.98	-	-	-7	-8.98	131	173	V
			5.925	-43.73	RMS	35.2	11.8	0.61	-37.73	-33.85	-27	-6.85	-	-	131	173	V
			5.923935	-39.58	RMS	35.2	11.8	0.61	-37.71	-29.68	-27	-2.68	-	-	131	173	V
EHT80 (SU Mode)	5985	6 + 5	5.925	-37.68	Pk	35.2	11.8	0	-37.73	-28.41	-	-	-7	-21.41	27	171	H
			5.922735	-34.71	Pk	35.2	11.8	0	-37.72	-25.43	-	-	-7	-18.43	27	171	H
			5.925	-53.11	RMS	35.2	11.8	0.58	-37.73	-43.26	-27	-16.26	-	-	27	171	H
			5.923735	-48.81	RMS	35.2	11.8	0.58	-37.71	-38.94	-27	-11.94	-	-	27	171	H
			5.925	-30.55	Pk	35.2	11.8	0	-37.73	-21.28	-	-	-7	-14.28	350	109	V
			5.922001	-27.21	Pk	35.2	11.8	0	-37.73	-17.94	-	-	-7	-10.94	350	109	V
			5.925	-46.02	RMS	35.2	11.8	0.58	-37.73	-36.17	-27	-9.17	-	-	350	109	V
			5.923801	-42.48	RMS	35.2	11.8	0.58	-37.71	-32.61	-27	-5.61	-	-	350	109	V
EHT160 (SU Mode)	6025	6 + 5	5.925	-35.51	Pk	35.2	11.8	0	-37.73	-26.24	-	-	-7	-19.24	23	122	H
			5.916868	-31.55	Pk	35.2	11.8	0	-37.74	-22.29	-	-	-7	-15.29	23	122	H
			5.925	-53.52	RMS	35.2	11.8	0.67	-37.73	-43.58	-27	-16.58	-	-	23	122	H
			5.916268	-46.46	RMS	35.2	11.8	0.67	-37.75	-36.54	-27	-9.54	-	-	23	122	H
			5.925	-29.32	Pk	35.2	11.8	0	-37.73	-20.05	-	-	-7	-13.05	7	149	V
			5.921735	-25.55	Pk	35.2	11.8	0	-37.73	-16.28	-	-	-7	-9.28	7	149	V
			5.925	-45.47	RMS	35.2	11.8	0.67	-37.73	-35.53	-27	-8.53	-	-	7	149	V
			5.921001	-39.73	RMS	35.2	11.8	0.67	-37.72	-29.78	-27	-2.78	-	-	7	149	V

* - indicates frequency in CFR47 Pt 15 / IC RSS-Restricted Band
Pk - Peak detector
RMS - RMS detection

UL VERIFICATION SERVICES
47173 Benicia Street, Fremont, CA 94538; USA TEL:(510) 319-4000 FAX:(510) 661-0888
This report shall not be reproduced except in full, without the written approval of UL VERIFICATION SERVICES

2TX Antenna 6 + Antenna 5 CDD MODE: SU Mode

BANDEDGE (LOW CHANNEL / 6025MHz)

HORIZONTAL RESULT

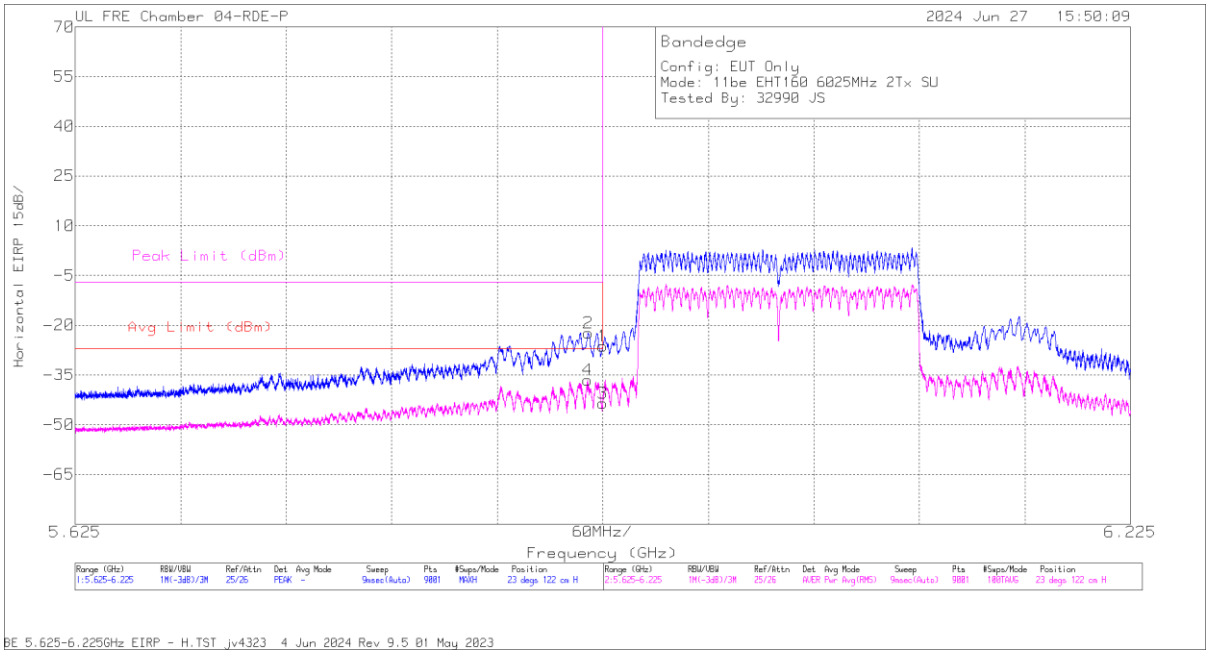

Trace Markers

Marker	Frequency (GHz)	Meter Reading (dBm)	Det	79834 3m ACF (dB/m)	Conversion Factor (dB)	DCCF (dB)	Gain/Loss (dB)	Corrected Reading EIRP (dBm)	Avg Limit (dBm)	RMS Margin (dB)	Peak Limit (dBm)	PK Margin (dB)	Azimuth (Degs)	Height (cm)	Polarity
1	5.925	-35.51	Pk	35.2	11.8	0	-37.73	-26.24	-	-	-7	-19.24	23	122	H
2	5.916868	-31.55	Pk	35.2	11.8	0	-37.74	-22.29	-	-	-7	-15.29	23	122	H
3	5.925	-53.52	RMS	35.2	11.8	.67	-37.73	-43.58	-27	-16.58	-	-	23	122	H
4	5.916268	-46.46	RMS	35.2	11.8	.67	-37.75	-36.54	-27	-9.54	-	-	23	122	H

Pk - Peak detector
RMS - RMS detection

UL VERIFICATION SERVICES
47173 Benicia Street, Fremont, CA 94538; USA TEL:(510) 319-4000 FAX:(510) 661-0888
This report shall not be reproduced except in full, without the written approval of UL VERIFICATION SERVICES

VERTICAL RESULT

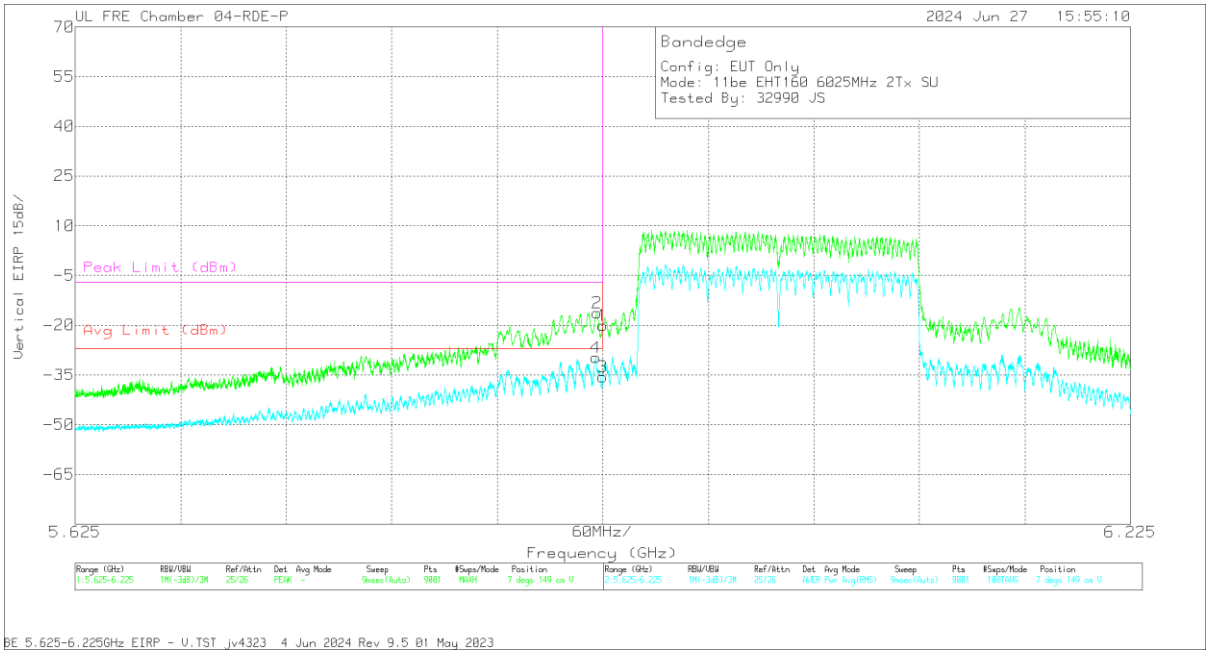

Trace Markers

Marker	Frequency (GHz)	Meter Reading (dBm)	Det	79834 3m ACF (dB/m)	Conversion Factor (dB)	DCCF (dB)	Gain/Loss (dB)	Corrected Reading EIRP	Avg Limit (dBm)	RMS Margin (dB)	Peak Limit (dBm)	PK Margin (dB)	Azimuth (Degs)	Height (cm)	Polarity
1	5.925	-29.32	Pk	35.2	11.8	0	-37.73	-20.05	-	-	-7	-13.05	7	149	V
2	5.921735	-25.55	Pk	35.2	11.8	0	-37.73	-16.28	-	-	-7	-9.28	7	149	V
3	5.925	-45.47	RMS	35.2	11.8	.67	-37.73	-35.53	-27	-8.53	-	-	7	149	V
4	5.921001	-39.73	RMS	35.2	11.8	.67	-37.72	-29.78	-27	-2.78	-	-	7	149	V

Pk - Peak detector
RMS - RMS detection

UL VERIFICATION SERVICES
47173 Benicia Street, Fremont, CA 94538; USA TEL:(510) 319-4000 FAX:(510) 661-0888
This report shall not be reproduced except in full, without the written approval of UL VERIFICATION SERVICES

1.1.4. 802.11be MIMO PARTIAL RU MODE IN UNII-5 BAND - BANDEDGE

UNII-5 (MIMO CDD)	Channel Frequency (MHz)	Ant. #	Frequency (GHz)	Meter Reading (dBm)	Det	AF (dB/m)	Conversion Factor (dB)	DCCF (dB)	Gain/Loss (dB)	Correct Reading EIRP (dBm)	Avg Limit (dBm)	Avg Margin (dB)	Pk Limit (dBm)	Pk Margin (dB)	Azimuth (Degs)	Height (cm)	Polarity
EHT20 (106+26T/ Index 82)	5955	6 + 5	5.925	-43.15	Pk	35.2	11.8	0	-37.73	-33.88	-	-	-7	-26.88	233	239	H
			5.924468	-41.46	Pk	35.2	11.8	0	-37.72	-32.18	-	-	-7	-25.18	233	239	H
			5.925	-57.8	RMS	35.2	11.8	0.33	-37.73	-48.2	-27	-21.2	-	-	233	239	H
			5.924935	-57.48	RMS	35.2	11.8	0.33	-37.73	-47.88	-27	-20.88	-	-	233	239	H
			5.925	-37.07	Pk	35.2	11.8	0	-37.73	-27.8	-	-	-7	-20.8	152	116	V
			5.922468	-36.41	Pk	35.2	11.8	0	-37.73	-27.14	-	-	-7	-20.14	152	116	V
			5.925	-56.07	RMS	35.2	11.8	0.33	-37.73	-46.47	-27	-19.47	-	-	152	116	V
			5.923068	-54.51	RMS	35.2	11.8	0.33	-37.72	-44.9	-27	-17.9	-	-	152	116	V
EHT40 (52T / Index 37)	5965	6 + 5	5.925	-42.74	Pk	35.2	11.8	0	-37.73	-33.47	-	-	-7	-26.47	358	108	H
			5.924202	-39.33	Pk	35.2	11.8	0	-37.71	-30.04	-	-	-7	-23.04	358	108	H
			5.925	-59.4	RMS	35.2	11.8	0.56	-37.73	-49.57	-27	-22.57	-	-	358	108	H
			5.924735	-58.86	RMS	35.2	11.8	0.56	-37.72	-49.02	-27	-22.02	-	-	358	108	H
			5.925	-36.41	Pk	35.2	11.8	0	-37.73	-27.14	-	-	-7	-20.14	326	134	V
			5.924468	-34.58	Pk	35.2	11.8	0	-37.72	-25.3	-	-	-7	-18.3	326	134	V
			5.925	-57.36	RMS	35.2	11.8	0.56	-37.73	-47.53	-27	-20.53	-	-	326	134	V
			5.924935	-56.44	RMS	35.2	11.8	0.56	-37.73	-46.61	-27	-19.61	-	-	326	134	V
EHT80 (242T / Index 61)	5985	6 + 5	5.925	-38.42	Pk	35.2	11.8	0	-37.73	-29.15	-	-	-7	-22.15	36	108	H
			5.922668	-35.54	Pk	35.2	11.8	0	-37.72	-26.26	-	-	-7	-19.26	36	108	H
			5.925	-55.73	RMS	35.2	11.8	0.66	-37.73	-45.8	-27	-18.8	-	-	36	108	H
			5.924335	-53.57	RMS	35.2	11.8	0.66	-37.72	-43.63	-27	-16.63	-	-	36	108	H
			5.925	-33.41	Pk	35.2	11.8	0	-37.73	-24.14	-	-	-7	-17.14	327	161	V
			5.921801	-29.81	Pk	35.2	11.8	0	-37.73	-20.54	-	-	-7	-13.54	327	161	V
			5.925	-54.18	RMS	35.2	11.8	0.66	-37.73	-44.25	-27	-17.25	-	-	327	161	V
			5.923201	-50.37	RMS	35.2	11.8	0.66	-37.72	-40.43	-27	-13.43	-	-	327	161	V
EHT160 (106T / Indexx53)	6025	6 + 5	5925	-40.35	Pk	35.2	11.8	0	-36.16	-29.51	-	-	-7	-22.51	298	370	H
			5917.268	-38.39	Pk	35.2	11.8	0	-36.18	-27.57	-	-	-7	-20.57	298	370	H
			5925	-60.13	RMS	35.2	11.8	0.58	-36.16	-48.71	-27	-21.71	-	-	298	370	H
			5916.868	-58.15	RMS	35.2	11.8	0.58	-36.18	-46.75	-27	-19.75	-	-	298	370	H
			5925	-32.92	Pk	35.2	11.8	0	-36.16	-22.08	-	-	-7	-15.08	348	103	V
			5924.935	-32.99	Pk	35.2	11.8	0	-36.16	-22.15	-	-	-7	-15.15	348	103	V
			5925	-59.8	RMS	35.2	11.8	0.58	-36.16	-48.38	-27	-21.38	-	-	348	103	V
			5923.201	-56.36	RMS	35.2	11.8	0.58	-36.16	-44.94	-27	-17.94	-	-	348	103	V

UNII-5 (MIMO CDD)	Channel Frequency (MHz)	Ant. #	Frequency (GHz)	Meter Reading (dBm)	Det	AF (dB/m)	Conversion Factor (dB)	DCCF (dB)	Gain/Loss (dB)	Correct Reading EIRP (dBm)	Avg Limit (dBm)	Avg Margin (dB)	Pk Limit (dBm)	Pk Margin (dB)	Azimuth (Degs)	Height (cm)	Polarity
EHT20 (106T/ Index 53)	5955	6 + 5	5.925	-43.8	Pk	35.2	11.8	0	-37.73	-34.53	-	-	-7	-27.53	34	236	H
			5.924002	-41.12	Pk	35.2	11.8	0	-37.71	-31.83	-	-	-7	-24.83	34	236	H
			5.925	-60.08	RMS	35.2	11.8	0.33	-37.73	-50.48	-27	-23.48	-	-	34	236	H
			5.924602	-58.24	RMS	35.2	11.8	0.33	-37.72	-48.63	-27	-21.63	-	-	34	236	H
			5.925	-40.62	Pk	35.2	11.8	0	-37.73	-31.35	-	-	-7	-24.35	337	104	V
			5.924002	-38.27	Pk	35.2	11.8	0	-37.71	-28.98	-	-	-7	-21.98	337	104	V
			5.925	-57.19	RMS	35.2	11.8	0.33	-37.73	-47.59	-27	-20.59	-	-	337	104	V
			5.924468	-56.29	RMS	35.2	11.8	0.33	-37.72	-46.68	-27	-19.68	-	-	337	104	V
EHT40 (242T / Index 61)	5965	6 + 5	5.925	-66.14	Pk	35.2	11.8	0	-15.5	-34.64	-	-	-7	-27.64	50	360	H
			5.922468	-62.21	Pk	35.2	11.8	0	-15.5	-30.71	-	-	-7	-23.71	50	360	H
			5.925	-77.51	RMS	35.2	11.8	0.4	-15.5	-45.61	-27	-18.61	-	-	50	360	H
			5.924135	-76.13	RMS	35.2	11.8	0.4	-15.5	-44.23	-27	-17.23	-	-	50	360	H
			5.925	-65.4	Pk	35.2	11.8	0	-15.5	-33.9	-	-	-7	-26.9	165	398	V
			5.923601	-63.89	Pk	35.2	11.8	0	-15.5	-32.39	-	-	-7	-25.39	165	398	V
			5.925	-78.3	RMS	35.2	11.8	0.4	-15.5	-46.4	-27	-19.4	-	-	165	398	V
			5.924802	-77.14	RMS	35.2	11.8	0.4	-15.5	-45.24	-27	-18.24	-	-	165	398	V
EHT160 (242T / Index 61)	6025	6 + 5	5.925	-38.34	Pk	35.3	11.8	0	-37.86	-29.1	-	-	-7	-22.1	269	102	H
			5.923868	-33.57	Pk	35.3	11.8	0	-37.88	-24.35	-	-	-7	-17.35	269	102	H
			5.925	-55.35	RMS	35.3	11.8	0.66	-37.86	-45.45	-27	-18.45	-	-	269	102	H
			5.923801	-53.39	RMS	35.3	11.8	0.66	-37.88	-43.51	-27	-16.51	-	-	269	102	H
			5.925	-36.53	Pk	35.3	11.8	0	-37.86	-27.29	-	-	-7	-20.29	197	294	V
			5.921801	-34.74	Pk	35.3	11.8	0	-37.9	-25.54	-	-	-7	-18.54	197	294	V
			5.925	-55.14	RMS	35.3	11.8	0.66	-37.86	-45.24	-27	-18.24	-	-	197	294	V
			5.923601	-52.31	RMS	35.3	11.8	0.66	-37.89	-42.44	-27	-15.44	-	-	197	294	V

* - indicates frequency in CFR47 Pt 15 / IC RSS-Restricted Band
Pk - Peak detector
RMS - RMS detection

UL VERIFICATION SERVICES
47173 Benicia Street, Fremont, CA 94538; USA TEL:(510) 319-4000 FAX:(510) 661-0888
This report shall not be reproduced except in full, without the written approval of UL VERIFICATION SERVICES

2TX Antenna 6 + Antenna 5 CDD MODE: 106-Tones, RU Index 53

BANDEDGE (LOW CHANNEL / 6025MHz)

HORIZONTAL RESULT

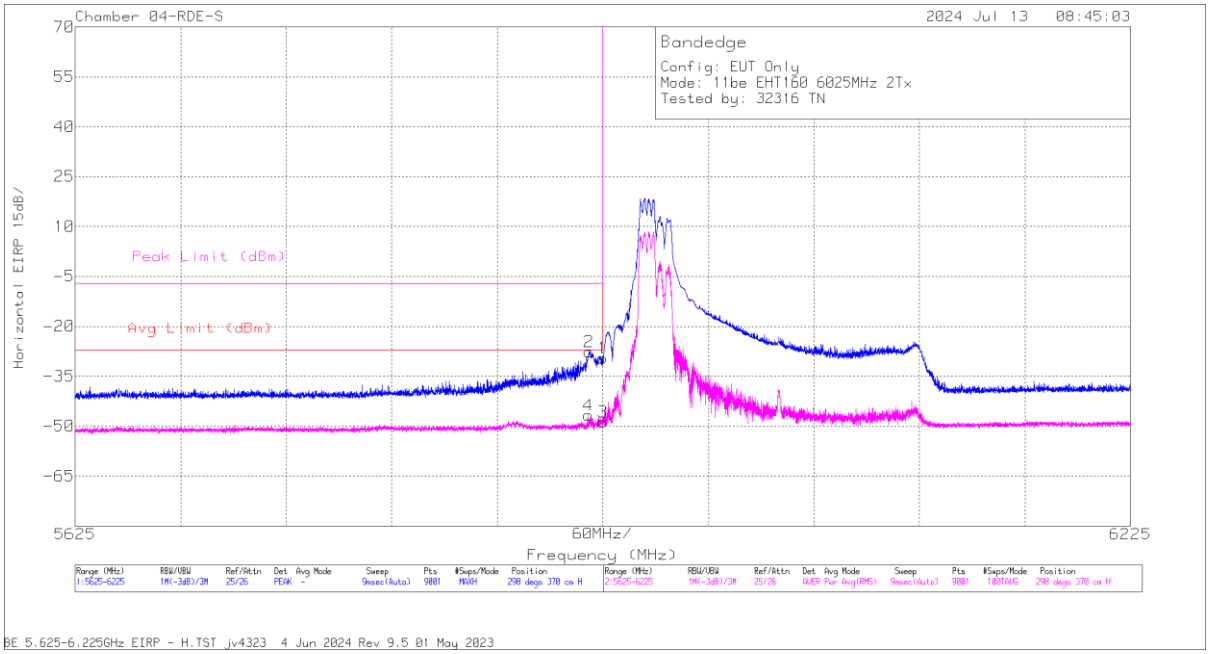

Trace Markers

Marker	Frequency (MHz)	Meter Reading (dBm)	Det	200784 ACF 3m (dB/m)	Conversion Factor (dB)	DCCF (dB)	Gain/Loss (dB)	Corrected Reading EIRP (dBm)	Avg Limit (dBm)	RMS Margin (dB)	Peak Limit (dBm)	PK Margin (dB)	Azimuth (Degs)	Height (cm)	Polarity
1	5925	-40.35	Pk	35.2	11.8	0	-36.16	-29.51	-	-	-7	-22.51	298	370	H
2	5917.268	-38.39	Pk	35.2	11.8	0	-36.18	-27.57	-	-	-7	-20.57	298	370	H
3	5925	-60.13	RMS	35.2	11.8	.58	-36.16	-48.71	-27	-21.71	-	-	298	370	H
4	5916.868	-58.15	RMS	35.2	11.8	.58	-36.18	-46.75	-27	-19.75	-	-	298	370	H

Pk - Peak detector
RMS - RMS detection

UL VERIFICATION SERVICES
47173 Benicia Street, Fremont, CA 94538; USA TEL:(510) 319-4000 FAX:(510) 661-0888
This report shall not be reproduced except in full, without the written approval of UL VERIFICATION SERVICES

VERTICAL RESULT

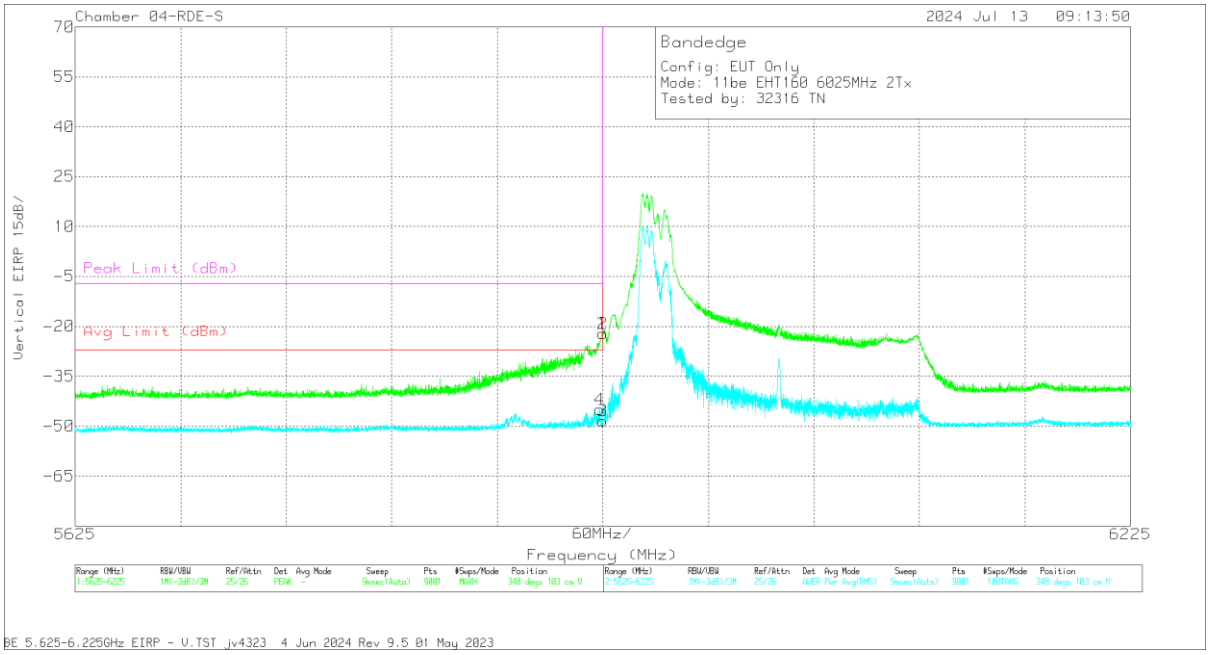

Trace Markers

Marker	Frequency (MHz)	Meter Reading (dBm)	Det	200784 ACF 3m (dB/m)	Conversion Factor (dB)	DCCF (dB)	Gain/Loss (dB)	Corrected Reading EIRP (dBm)	Avg Limit (dBm)	RMS Margin (dB)	Peak Limit (dBm)	PK Margin (dB)	Azimuth (Degs)	Height (cm)	Polarity
1	5925	-32.92	Pk	35.2	11.8	0	-36.16	-22.08	-	-	-7	-15.08	348	103	V
2	5924.935	-32.99	Pk	35.2	11.8	0	-36.16	-22.15	-	-	-7	-15.15	348	103	V
3	5925	-59.8	RMS	35.2	11.8	.58	-36.16	-48.38	-27	-21.38	-	-	348	103	V
4	5923.201	-56.36	RMS	35.2	11.8	.58	-36.16	-44.94	-27	-17.94	-	-	348	103	V

Pk - Peak detector
RMS - RMS detection

UL VERIFICATION SERVICES
47173 Benicia Street, Fremont, CA 94538; USA TEL:(510) 319-4000 FAX:(510) 661-0888
This report shall not be reproduced except in full, without the written approval of UL VERIFICATION SERVICES

1.1.5. 802.11be MIMO MODE IN UNII-5 BAND – SPURIOUS EMISSIONS

20MHz

UNII-5 (MIMO CDD)	Channel Frequency (MHz)	Ant. #	Frequency (GHz)	Meter Reading (dBuV)	Det	AF (dB/m)	DCCF (dB)	Amp/Cbl/ Fltr/Pad (dB)	Correct Reading (dBuV/m)	Avg Limit (dBuV/m)	Avg Margin (dB)	Pk Limit (dBuV/m)	Pk Margin (dB)	Azimuth (Degs)	Height (cm)	Polarity
11be (SU Mode / Highest Power)	5955	6 + 5	* 15.986787	53.68	PK-U	41.1	0	-42.89	51.89	-	-	74	-22.11	34	236	H
			* 15.985037	41.63	ADR	41.1	0	-42.87	39.86	54	-14.14	-	-	34	236	H
			* 15.93103	53	PK-U	41.1	0	-42.74	51.36	-	-	74	-22.64	334	200	V
			* 15.930656	41.35	ADR	41	0	-42.78	39.57	54	-14.43	-	-	334	200	V
			2.013719	61.7	PK-U	31.6	0	-49.61	43.69	-	-	88.2	-44.51	213	399	V
			2.014119	50.11	ADR	31.6	0	-49.63	32.08	68.2	-36.12	-	-	213	399	V
			2.019281	50.34	ADR	31.6	0	-49.6	32.34	68.2	-35.86	-	-	155	221	H
			2.021445	61.79	PK-U	31.6	0	-49.55	43.84	-	-	88.2	-44.36	155	221	H
			10.104533	45.25	ADR	37.4	0	-46.05	36.6	68.2	-31.6	-	-	205	366	H
			10.10562	57.01	PK-U	37.4	0	-45.98	48.43	-	-	88.2	-39.77	205	366	H
			10.104583	45.09	ADR	37.4	0	-46.04	36.45	68.2	-31.75	-	-	249	106	V
			10.106815	56.18	PK-U	37.4	0	-45.85	47.73	-	-	88.2	-40.47	249	106	V
	6175	6 + 5	* 9.130542	56.24	PK-U	36.2	0	-44.46	47.98	-	-	74	-26.02	360	383	H
			* 9.132703	44.03	ADR	36.2	0	-44.51	35.72	54	-18.28	-	-	360	383	H
			* 15.983567	53.16	PK-U	41.1	0	-42.73	51.53	-	-	74	-22.47	180	125	H
			* 15.986188	41.32	ADR	41.1	0	-43.02	39.4	54	-14.6	-	-	180	125	H
			* 9.086114	55.66	PK-U	36.2	0	-44.52	47.34	-	-	74	-26.66	193	355	V
			* 9.086987	43.97	ADR	36.2	0	-44.56	35.61	54	-18.39	-	-	193	355	V
			* 16.040762	53.45	PK-U	41.2	0	-43	51.65	-	-	74	-22.35	32	245	V
			* 16.040976	41.75	ADR	41.2	0	-42.97	39.98	54	-14.02	-	-	32	245	V
			2.025742	50.36	ADR	31.6	0	-49.66	32.3	68.2	-35.9	-	-	3	284	H
			2.026104	50.23	ADR	31.6	0	-49.67	32.16	68.2	-36.04	-	-	18	387	V
			2.026313	62.37	PK-U	31.6	0	-49.64	44.33	-	-	88.2	-43.87	3	284	H
			2.02642	62.02	PK-U	31.6	0	-49.63	43.99	-	-	88.2	-44.21	18	387	V
	6415	6 + 5	* 9.116434	55.68	PK-U	36.2	0	-44.61	47.27	-	-	74	-26.73	228	129	H
			* 9.114638	43.31	ADR	36.2	0	-44.66	34.85	54	-19.15	-	-	228	129	H
			* 15.853361	53.94	PK-U	40.9	0	-42.9	51.94	-	-	74	-22.06	16	356	H
			* 15.853621	41.89	ADR	40.9	0	-42.99	39.8	54	-14.2	-	-	16	356	H
			* 9.069014	54.85	PK-U	36.1	0	-44.4	46.55	-	-	74	-27.45	184	167	V
			* 9.07069	43.43	ADR	36.2	0	-44.55	35.08	54	-18.92	-	-	184	167	V
			* 15.769763	52.79	PK-U	40.8	0	-42.71	50.88	-	-	74	-23.12	298	296	V
			* 15.768631	41.46	ADR	40.8	0	-42.81	39.45	54	-14.55	-	-	298	296	V
			2.016402	61.77	PK-U	31.6	0	-49.65	43.72	-	-	88.2	-44.48	335	291	V
			2.01766	50.07	ADR	31.6	0	-49.7	31.97	68.2	-36.23	-	-	335	291	V
			2.027856	50.41	ADR	31.6	0	-49.57	32.44	68.2	-35.76	-	-	341	381	H
			2.028603	63.76	PK-U	31.6	0	-49.55	45.81	-	-	88.2	-42.39	341	381	H
11be (Partial RU Mode / Highest PSD)	5955 (106+26T-Index 82)	6 + 5	* 2.872841	59.24	PK-U	32.5	0	-48.46	43.28	-	-	74	-30.72	98	261	H
			* 2.872453	47.91	ADR	32.5	0	-48.45	31.96	54	-22.04	-	-	98	261	H
			* 2.874661	60.15	PK-U	32.6	0	-48.52	44.23	-	-	74	-29.77	249	280	V
			* 2.872458	47.85	ADR	32.5	0	-48.45	31.9	54	-22.1	-	-	249	280	V
			* 9.116281	55.74	PK-U	36.2	0	-44.61	47.33	-	-	74	-26.67	252	211	H
			* 9.116551	43.53	ADR	36.2	0	-44.62	35.11	54	-18.89	-	-	252	211	H
			* 12.123436	53.55	PK-U	38.7	0	-43	49.25	-	-	74	-24.75	48	299	H
			* 12.123407	41.81	ADR	38.7	0	-43	37.51	54	-16.49	-	-	48	299	H
			* 9.11853	55.5	PK-U	36.2	0	-44.6	47.1	-	-	74	-26.9	194	202	V
			* 9.116694	43.63	ADR	36.2	0	-44.62	35.21	54	-18.79	-	-	194	202	V
			* 12.124185	53.47	PK-U	38.7	0	-42.99	49.18	-	-	74	-24.82	273	159	V
			* 12.124925	41.89	ADR	38.7	0	-43.17	37.42	54	-16.58	-	-	273	159	V
	6175 (106+26T-Index 82)	6 + 5	* 4.077255	57.39	PK-U	33.4	0	-46.95	43.84	-	-	74	-30.16	133	202	H
			* 4.07779	45.95	ADR	33.4	0	-46.98	32.37	54	-21.63	-	-	133	202	H
			* 4.078186	57.61	PK-U	33.4	0	-47.01	44	-	-	74	-30	179	384	V
			* 4.077105	45.96	ADR	33.4	0	-46.94	32.42	54	-21.58	-	-	179	384	V
			* 9.435378	55.39	PK-U	36.5	0	-45.01	46.88	-	-	74	-27.12	123	299	H
			* 9.435237	44.01	ADR	36.5	0	-45	35.51	54	-18.49	-	-	123	299	H
			* 12.104164	53.4	PK-U	38.7	0	-43.19	48.91	-	-	74	-25.09	255	380	H
			* 12.102434	41.81	ADR	38.7	0	-43.26	37.25	54	-16.75	-	-	255	380	H
			* 9.435147	55.79	PK-U	36.5	0	-45	47.29	-	-	74	-26.71	147	361	V
			* 9.437126	44.03	ADR	36.5	0	-44.97	35.56	54	-18.44	-	-	147	361	V
			* 12.10251	53.7	PK-U	38.7	0	-43.27	49.13	-	-	74	-24.87	348	205	V
			* 12.103241	41.8	ADR	38.7	0	-43.3	37.2	54	-16.8	-	-	348	205	V
	6415 (106+26T-Index 83)	6 + 5	* 2.783988	58.9	PK-U	32.5	0	-48.67	42.73	-	-	74	-31.27	341	167	H
			* 2.784556	46.77	ADR	32.5	0	-48.69	30.58	54	-23.42	-	-	341	167	H
			* 2.783474	58.2	PK-U	32.5	0	-48.7	42	-	-	74	-32	275	125	V
			* 2.782114	47.03	ADR	32.5	0	-48.84	30.69	54	-23.31	-	-	275	125	V
			* 9.451305	55.22	PK-U	36.6	0	-45.08	46.74	-	-	74	-27.26	313	168	H
			* 9.451109	43.73	ADR	36.6	0	-45.07	35.26	54	-18.74	-	-	313	168	H
			* 12.443014	52.95	PK-U	38.7	0	-43.62	48.03	-	-	74	-25.97	97	339	H
			* 12.440008	41.23	ADR	38.7	0	-43.56	36.37	54	-17.63	-	-	97	339	H
			* 9.45097	55.36	PK-U	36.6	0	-45.06	46.9	-	-	74	-27.1	40	249	V
			* 9.451871	43.75	ADR	36.6	0	-45.12	35.23	54	-18.77	-	-	40	249	V
			* 12.441977	52.54	PK-U	38.7	0	-43.64	47.6	-	-	74	-26.4	176	373	V
			* 12.44138	41.15	ADR	38.7	0	-43.62	36.23	54	-17.77	-	-	176	373	V

* - indicates frequency in CFR47 Pt 15 / IC RSS-Restricted Band
Pk - Peak detector
RMS - RMS detection

UL VERIFICATION SERVICES
47173 Benicia Street, Fremont, CA 94538; USA TEL:(510) 319-4000 FAX:(510) 661-0888
This report shall not be reproduced except in full, without the written approval of UL VERIFICATION SERVICES

HARMONICS AND SPURIOUS EMISSIONS (LOW CHANNEL / 5955MHz)

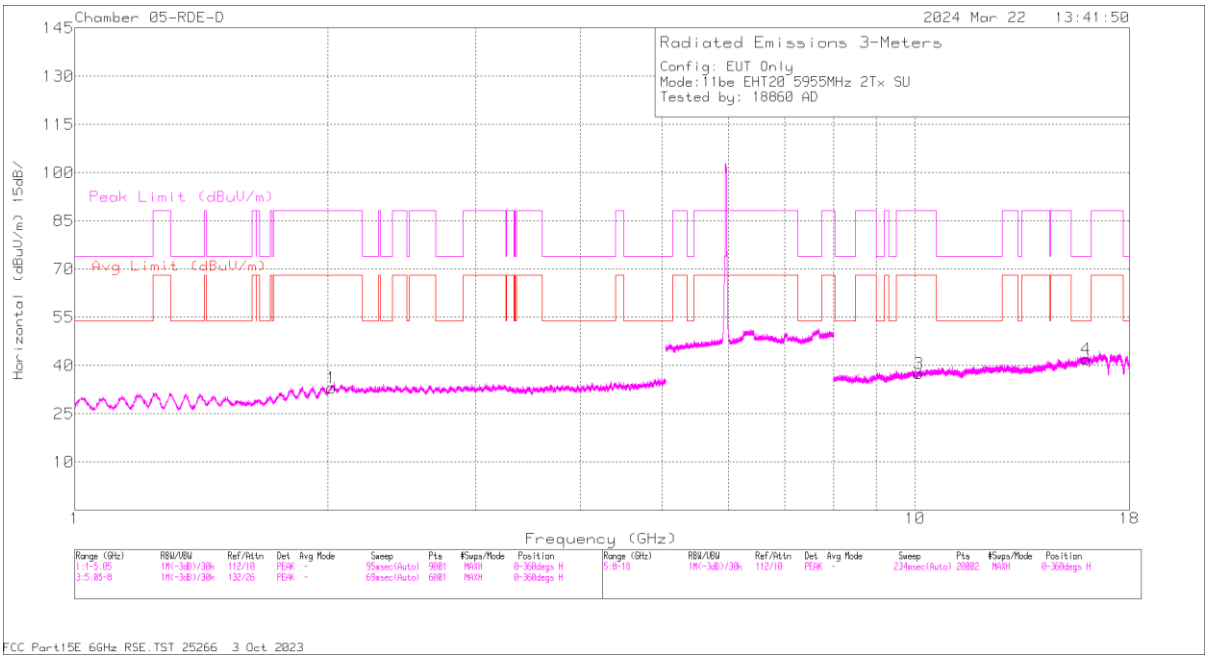

HORIZONTAL

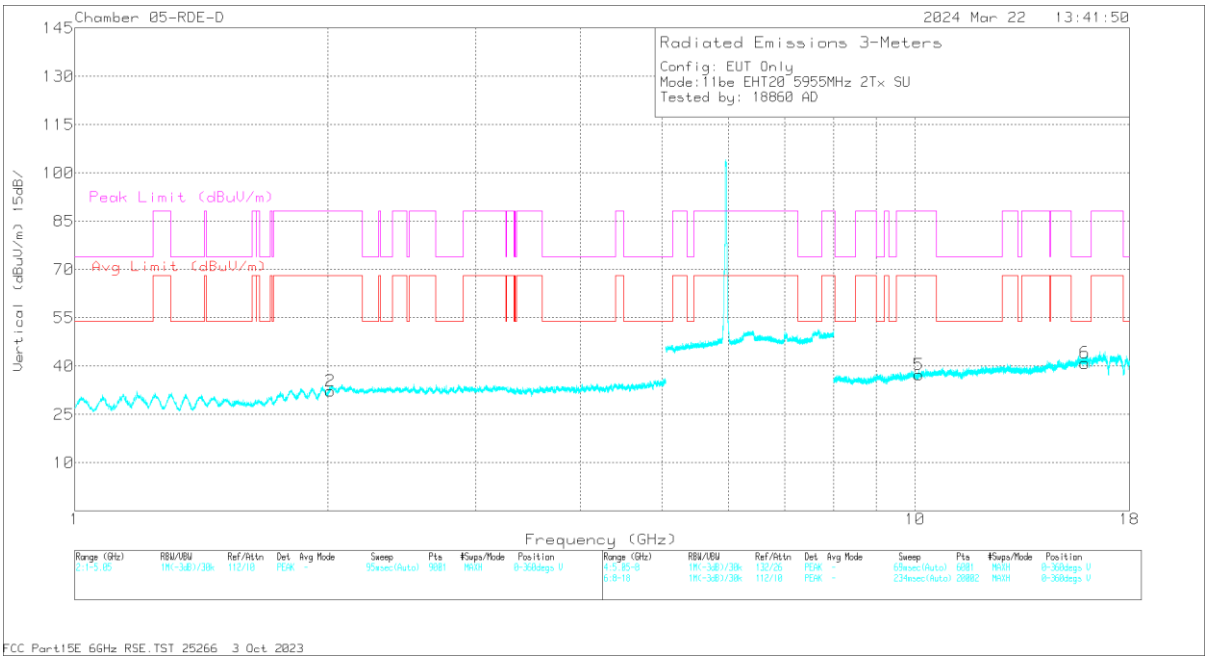

VERTICAL

UL VERIFICATION SERVICES
47173 Benicia Street, Fremont, CA 94538; USA TEL:(510) 319-4000 FAX:(510) 661-0888
This report shall not be reproduced except in full, without the written approval of UL VERIFICATION SERVICES

RADIATED EMISSIONS

Marker	Frequency (GHz)	Meter Reading (dBuV)	Det	230299 ACF (dB/m) 3mH	DCCF (dB)	Gain/Loss (dB)	Corrected Reading (dBuV/m)	Avg Limit (dBuV/m)	Margin (dB)	Peak Limit (dBuV/m)	PK Margin (dB)	Azimuth (Degs)	Height (cm)	Polarity
4	* 15.986787	53.68	PK-U	41.1	0	-42.89	51.89	-	-	74	-22.11	34	236	H
	* 15.985037	41.63	ADR	41.1	0	-42.87	39.86	54	-14.14	-	-	34	236	H
6	* 15.93103	53	PK-U	41.1	0	-42.74	51.36	-	-	74	-22.64	334	200	V
	* 15.930656	41.35	ADR	41	0	-42.78	39.57	54	-14.43	-	-	334	200	V
2	2.013719	61.7	PK-U	31.6	0	-49.61	43.69	-	-	88.2	-44.51	213	399	V
	2.014119	50.11	ADR	31.6	0	-49.63	32.08	68.2	-36.12	-	-	213	399	V
1	2.019281	50.34	ADR	31.6	0	-49.6	32.34	68.2	-35.86	-	-	155	221	H
	2.021445	61.79	PK-U	31.6	0	-49.55	43.84	-	-	88.2	-44.36	155	221	H
3	10.104533	45.25	ADR	37.4	0	-46.05	36.6	68.2	-31.6	-	-	205	366	H
	10.10562	57.01	PK-U	37.4	0	-45.98	48.43	-	-	88.2	-39.77	205	366	H
5	10.104583	45.09	ADR	37.4	0	-46.04	36.45	68.2	-31.75	-	-	249	106	V
	10.106815	56.18	PK-U	37.4	0	-45.85	47.73	-	-	88.2	-40.47	249	106	V

* - indicates frequency in CFR47 Pt 15 / IC RSS-Restricted Band
PK-U - U-NII: Maximum Peak
ADR - U-NII AD primary method, RMS average

UL VERIFICATION SERVICES
47173 Benicia Street, Fremont, CA 94538; USA TEL:(510) 319-4000 FAX:(510) 661-0888
This report shall not be reproduced except in full, without the written approval of UL VERIFICATION SERVICES

40MHz

UNII-5 (MIMO CDD)	Channel Frequency (MHz)	Ant. #	Frequency (GHz)	Meter Reading (dBuV)	Det	AF (dB/m)	DCCF (dB)	Amp/Cbl/ Fltr/Pad (dB)	Correct Reading (dBuV/m)	Avg Limit (dBuV/m)	Avg Margin (dB)	Pk Limit (dBuV/m)	Pk Margin (dB)	Azimuth (Degs)	Height (cm)	Polarity
11be (SU Mode / Highest Power)	5965	6+5	2.773752	58.83	PK-U	32.5	0	-48.69	42.64	-	-	74	-31.36	173	352	H
			2.773936	47.23	ADR	32.5	0	-48.68	31.05	54	-22.95	-	-	173	352	H
			2.76048	58.99	PK-U	32.5	0	-48.65	42.84	-	-	74	-31.16	319	382	V
			2.760437	47.56	ADR	32.5	0	-48.65	31.41	54	-22.59	-	-	319	382	V
			9.45376	55.86	PK-U	36.6	0	-45.19	47.27	-	-	74	-26.73	241	391	H
			9.45235	44.29	ADR	36.6	0	-45.13	35.76	54	-18.24	-	-	241	391	H
			13.371031	53.41	PK-U	38.7	0	-44.03	48.08	-	-	74	-25.92	293	291	H
			13.371391	41.76	ADR	38.7	0	-43.95	36.51	54	-17.49	-	-	293	291	H
			9.420816	55.3	PK-U	36.5	0	-44.96	46.84	-	-	74	-27.16	333	349	V
			9.421553	43.84	ADR	36.5	0	-44.88	35.46	54	-18.54	-	-	333	349	V
			13.374291	53.06	PK-U	38.7	0	-43.8	47.96	-	-	74	-26.04	117	120	V
			13.372984	41.56	ADR	38.7	0	-43.76	36.5	54	-17.5	-	-	117	120	V
	6165	6+5	* 2.810418	59.83	PK-U	32.5	0	-48.55	43.78	-	-	74	-30.22	183	179	H
			* 2.810676	48.02	ADR	32.5	0	-48.53	31.99	54	-22.01	-	-	183	179	H
			* 2.805105	59.5	PK-U	32.5	0	-48.8	43.2	-	-	74	-30.8	89	307	V
			* 2.805162	48.09	ADR	32.5	0	-48.8	31.79	54	-22.21	-	-	89	307	V
			* 10.805755	54.19	PK-U	38	0	-44.04	48.15	-	-	74	-25.85	333	198	H
			* 10.804228	42.5	ADR	38	0	-44.15	36.35	54	-17.65	-	-	333	198	H
			* 14.494598	53.9	PK-U	39.4	0	-43.88	49.42	-	-	74	-24.58	16	299	H
			* 14.496945	42.36	ADR	39.4	0	-43.81	37.95	54	-16.05	-	-	16	299	H
			* 10.767023	55.76	PK-U	38	0	-44.17	49.59	-	-	74	-24.41	190	348	V
			* 10.767073	43.53	ADR	38	0	-44.18	37.35	54	-16.65	-	-	190	348	V
			* 14.473891	53.64	PK-U	39.4	0	-43.71	49.33	-	-	74	-24.67	82	212	V
			* 14.474013	42.37	ADR	39.4	0	-43.72	38.05	54	-15.95	-	-	82	212	V
	6405	6+5	* 2.848998	58.96	PK-U	32.5	0	-48.64	42.82	-	-	74	-31.18	64	273	H
			* 2.848409	47.64	ADR	32.5	0	-48.67	31.47	54	-22.53	-	-	64	273	H
			* 2.840632	59.07	PK-U	32.5	0	-48.78	42.79	-	-	74	-31.21	344	230	V
			* 2.84257	47.13	ADR	32.5	0	-48.65	30.98	54	-23.02	-	-	344	230	V
			* 10.955742	54.4	PK-U	37.9	0	-44.16	48.14	-	-	74	-25.86	211	170	H
			* 10.954572	42.76	ADR	37.9	0	-44.26	36.4	54	-17.6	-	-	211	170	H
			* 14.472771	53.61	PK-U	39.4	0	-43.71	49.3	-	-	74	-24.7	169	284	H
			* 14.474779	42.15	ADR	39.4	0	-43.74	37.81	54	-16.19	-	-	169	284	H
			* 10.996145	53.89	PK-U	37.9	0	-43.99	47.8	-	-	74	-26.2	252	183	V
			* 10.996511	42.41	ADR	37.9	0	-43.88	36.43	54	-17.57	-	-	252	183	V
			14.449449	53.78	PK-U	39.3	0	-43.3	49.78	-	-	88.2	-38.42	321	368	V
			14.451212	42.25	ADR	39.3	0	-43.3	38.25	68.2	-29.95	-	-	321	368	V
11be (Partial RU Mode / Highest PSD)	5965 (52T-Index 37)	6+5	3.036062	45.79	ADR	33.4	0	-46.31	32.88	68.2	-35.32	-	-	108	118	H
			3.036342	57.56	PK-U	33.4	0	-46.33	44.63	-	-	88.2	-43.57	108	118	H
			3.037871	57.68	PK-U	33.4	0	-46.4	44.68	-	-	88.2	-43.52	71	172	V
			3.038749	45.69	ADR	33.4	0	-46.4	32.69	68.2	-35.51	-	-	71	172	V
			8.705486	42.96	ADR	36	0	-42.75	36.21	68.2	-31.99	-	-	127	148	H
			8.708116	54.63	PK-U	36	0	-42.9	47.73	-	-	88.2	-40.47	127	148	H
			8.73172	42.94	ADR	36	0	-42.6	36.34	68.2	-31.86	-	-	145	141	V
			8.733162	55.14	PK-U	36	0	-42.62	48.52	-	-	88.2	-39.68	145	141	V
			16.620073	43.83	ADR	41.8	0	-41.31	44.32	68.2	-23.88	-	-	201	128	V
			16.621843	55.24	PK-U	41.8	0	-41.48	55.56	-	-	88.2	-32.64	201	128	V
			16.662485	55.51	PK-U	41.9	0	-41.75	55.66	-	-	88.2	-32.54	90	158	H
			16.66439	43.7	ADR	41.9	0	-41.8	43.8	68.2	-24.4	-	-	90	158	H
	6165 (52T-Index 37)	6+5	3.056692	56.87	PK-U	33.5	0	-46.2	44.17	-	-	88.2	-44.03	165	117	V
			3.057642	44.95	ADR	33.5	0	-46.14	32.31	68.2	-35.89	-	-	165	117	V
			3.070552	56.53	PK-U	33.5	0	-46.1	43.93	-	-	88.2	-44.27	5	138	H
			3.071514	45.11	ADR	33.5	0	-46.1	32.51	68.2	-35.69	-	-	5	138	H
			10.171518	54.11	PK-U	37.2	0	-42.1	49.21	-	-	88.2	-38.99	60	137	V
			10.173662	42.22	ADR	37.2	0	-42.17	37.25	68.2	-30.95	-	-	60	137	V
			10.227562	42.21	ADR	37.2	0	-42.04	37.37	68.2	-30.83	-	-	101	157	H
			10.227661	53.78	PK-U	37.2	0	-42.03	48.95	-	-	88.2	-39.25	101	157	H
			16.878284	55.71	PK-U	42.3	0	-41.7	56.31	-	-	88.2	-31.89	7	159	V
			16.879105	43.95	ADR	42.3	0	-41.7	44.55	68.2	-23.65	-	-	7	159	V
			16.900969	55.76	PK-U	42.3	0	-41.5	56.56	-	-	88.2	-31.64	114	169	H
			16.902074	43.67	ADR	42.3	0	-41.6	44.37	68.2	-23.83	-	-	114	169	H
	6405 (52T-Index 44)	6+5	1.856816	47.69	ADR	31.1	0	-46.92	31.87	68.2	-36.33	-	-	10	118	H
			1.857895	59.57	PK-U	31.1	0	-46.9	43.77	-	-	88.2	-44.43	10	118	H
			1.859282	58.99	PK-U	31.1	0	-46.87	43.22	-	-	88.2	-44.98	52	110	V
			1.859749	47.69	ADR	31.1	0	-46.83	31.96	68.2	-36.24	-	-	52	110	V
			8.70295	54.43	PK-U	35.9	0	-42.8	47.53	-	-	88.2	-40.67	185	200	V
			8.704901	42.91	ADR	36	0	-42.7	36.21	68.2	-31.99	-	-	185	200	V
			8.728315	54.42	PK-U	36	0	-42.6	47.82	-	-	88.2	-40.38	89	101	H
			8.728616	43.07	ADR	36	0	-42.6	36.47	68.2	-31.73	-	-	89	101	H
			17.118323	44.02	ADR	42.1	0	-41.8	44.32	68.2	-23.88	-	-	63	175	V
			17.118332	55.51	PK-U	42.1	0	-41.8	55.81	-	-	88.2	-32.39	63	175	V
			17.137362	43.88	ADR	42	0	-41.9	43.98	68.2	-24.22	-	-	9	101	H
			17.138005	55.51	PK-U	42	0	-41.9	55.61	-	-	88.2	-32.59	9	101	H

* - indicates frequency in CFR47 Pt 15 / IC RSS-Restricted Band
Pk - Peak detector
RMS - RMS detection

UL VERIFICATION SERVICES
47173 Benicia Street, Fremont, CA 94538; USA TEL:(510) 319-4000 FAX:(510) 661-0888
This report shall not be reproduced except in full, without the written approval of UL VERIFICATION SERVICES

HARMONICS AND SPURIOUS EMISSIONS (LOW CHANNEL / 5965MHz)

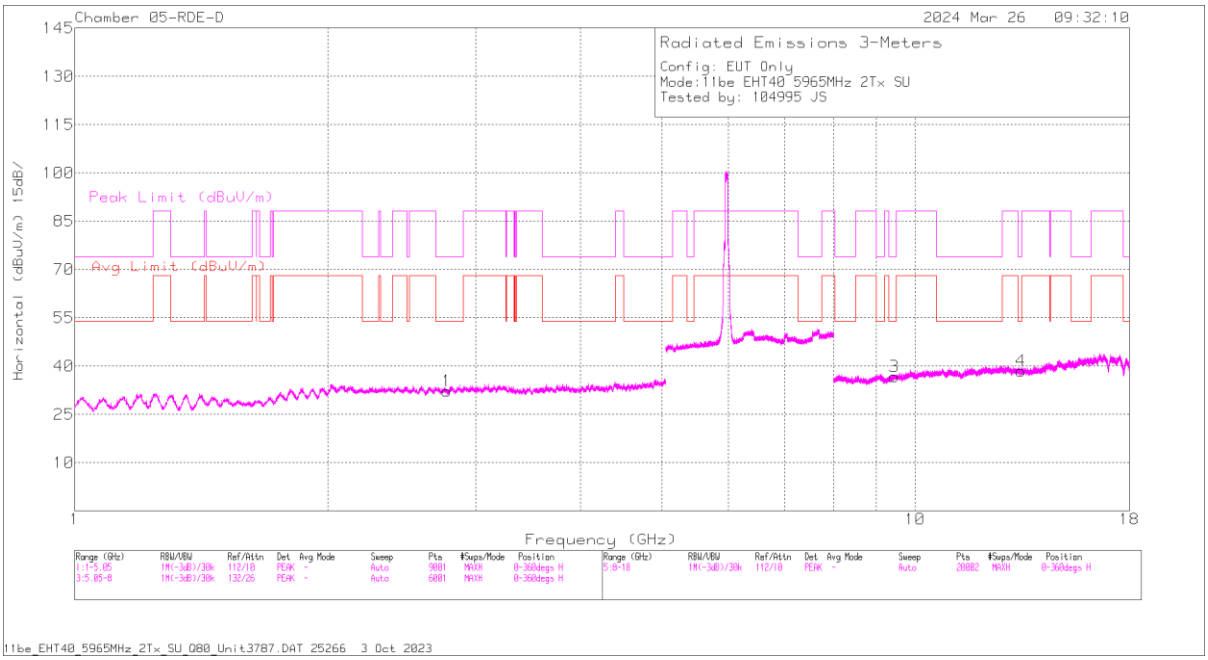

HORIZONTAL

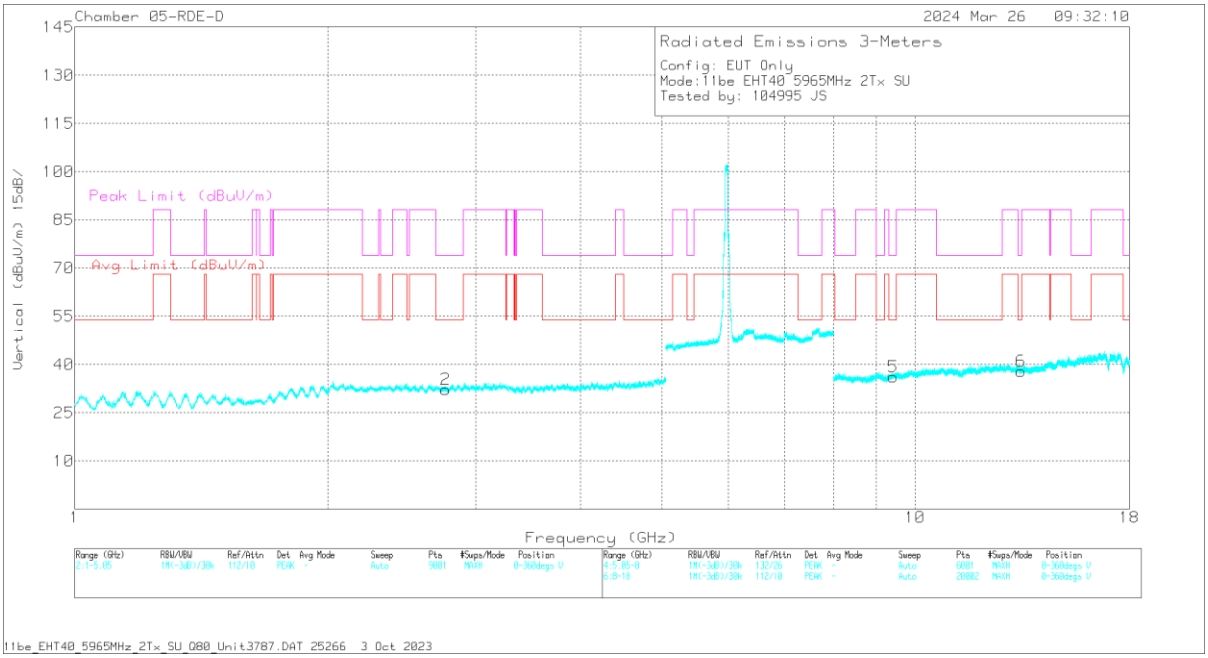

VERTICAL

UL VERIFICATION SERVICES
47173 Benicia Street, Fremont, CA 94538; USA TEL:(510) 319-4000 FAX:(510) 661-0888

This report shall not be reproduced except in full, without the written approval of UL VERIFICATION SERVICES

RADIATED EMISSIONS

Marker	Frequency (GHz)	Meter Reading (dBuV)	Det	230299 ACF (dB/m) 3mH	DCCF	Gain/Loss (dB)	Corrected Reading (dBuV/m)	Avg Limit (dBuV/m)	Margin (dB)	Peak Limit (dBuV/m)	PK Margin (dB)	Azimuth (Degs)	Height (cm)	Polarity
1	2.773752	58.83	PK-U	32.5	0	-48.69	42.64	-	-	74	-31.36	173	352	H
	2.773936	47.23	ADR	32.5	0	-48.68	31.05	54	-22.95	-	-	173	352	H
2	2.76048	58.99	PK-U	32.5	0	-48.65	42.84	-	-	74	-31.16	319	382	V
	2.760437	47.56	ADR	32.5	0	-48.65	31.41	54	-22.59	-	-	319	382	V
3	9.45376	55.86	PK-U	36.6	0	-45.19	47.27	-	-	74	-26.73	241	391	H
	9.45235	44.29	ADR	36.6	0	-45.13	35.76	54	-18.24	-	-	241	391	H
4	13.371031	53.41	PK-U	38.7	0	-44.03	48.08	-	-	74	-25.92	293	291	H
	13.371391	41.76	ADR	38.7	0	-43.95	36.51	54	-17.49	-	-	293	291	H
5	9.420816	55.3	PK-U	36.5	0	-44.96	46.84	-	-	74	-27.16	333	349	V
	9.421553	43.84	ADR	36.5	0	-44.88	35.46	54	-18.54	-	-	333	349	V
6	13.374291	53.06	PK-U	38.7	0	-43.8	47.96	-	-	74	-26.04	117	120	V
	13.372984	41.56	ADR	38.7	0	-43.76	36.5	54	-17.5	-	-	117	120	V

PK-U - U-NII: Maximum Peak
ADR - U-NII AD primary method, RMS average

UL VERIFICATION SERVICES
47173 Benicia Street, Fremont, CA 94538; USA TEL:(510) 319-4000 FAX:(510) 661-0888
This report shall not be reproduced except in full, without the written approval of UL VERIFICATION SERVICES

80MHz

UNII-5 (MIMO CDD)	Channel Frequency (MHz)	Ant. #	Frequency (GHz)	Meter Reading (dBuV)	Det	AF (dB/m)	DCCF (dB)	Amp/Cbl/ Fltr/Pad (dB)	Correct Reading (dBuV/m)	Avg Limit (dBuV/m)	Avg Margin (dB)	Pk Limit (dBuV/m)	Pk Margin (dB)	Azimuth (Degs)	Height (cm)	Polarity
11be (SU Mode / Highest Power)	5985	6 + 5	1.996969	60.94	PK-U	31.4	0	-49	43.34	-	-	88.2	-44.86	269	327	H
			2.001457	49.68	ADR	31.4	0	-48.95	32.13	68.2	-36.07	-	-	269	327	H
			9.898874	58.56	PK-U	37.1	0	-46	49.66	-	-	88.2	-38.54	254	105	H
			9.900014	47.1	ADR	37.1	0	-46.1	38.1	68.2	-30.1	-	-	254	105	H
			16.724069	56.25	PK-U	41.9	0	-41.49	56.66	-	-	88.2	-31.54	312	252	H
			16.71709	44.97	ADR	41.9	0	-41.49	45.38	68.2	-22.82	-	-	312	252	H
			3.013752	59.47	PK-U	32.7	0	-48.12	44.05	-	-	88.2	-44.15	197	366	V
			3.010886	47.7	ADR	32.7	0	-48.2	32.2	68.2	-36	-	-	197	366	V
			10.070515	58.54	PK-U	37.4	0	-45.9	50.04	-	-	88.2	-38.16	289	118	V
			10.063719	46.92	ADR	37.4	0	-45.9	38.42	68.2	-29.78	-	-	289	118	V
			16.671513	56.26	PK-U	41.9	0	-41.55	56.61	-	-	88.2	-31.59	346	250	V
			16.668897	45.18	ADR	41.8	0	-41.5	45.48	68.2	-22.72	-	-	346	250	V
	6145	6 + 5	* 3.983042	58.21	PK-U	33.4	0	-47.4	44.21	-	-	74	-29.79	68	101	H
			* 3.979367	46.54	ADR	33.4	0	-47.34	32.6	54	-21.4	-	-	68	101	H
			* 3.856883	57.86	PK-U	33.3	0	-46.8	44.36	-	-	74	-29.64	351	354	V
			* 3.852951	46.1	ADR	33.3	0	-46.8	32.6	54	-21.4	-	-	351	354	V
			9.938309	59.05	PK-U	37.1	0	-46.1	50.05	-	-	88.2	-38.15	163	344	H
			9.939353	47.19	ADR	37.1	0	-46.1	38.19	68.2	-30.01	-	-	163	344	H
			10.212936	58.71	PK-U	37.7	0	-46.2	50.21	-	-	88.2	-37.99	18	247	V
			10.244924	47.54	ADR	37.7	0	-46.2	39.04	68.2	-29.16	-	-	18	247	V
			16.716882	44.55	ADR	41.9	0	-41.49	44.96	68.2	-23.24	-	-	253	213	V
			16.717546	56.08	PK-U	41.9	0	-41.45	56.53	-	-	88.2	-31.67	253	213	V
			17.233747	43.32	ADR	41.6	0	-40	44.92	68.2	-23.28	-	-	175	300	H
			17.236199	54.89	PK-U	41.6	0	-40.02	56.47	-	-	88.2	-31.73	175	300	H
	6385	6 + 5	* 2.493128	61.17	PK-U	32.5	0	-49.5	44.17	-	-	74	-29.83	264	290	H
			* 11.078161	56.46	PK-U	37.9	0	-43.38	50.98	-	-	74	-23.02	212	293	H
			* 11.050003	45.39	ADR	37.9	0	-43.7	39.59	54	-14.41	-	-	212	293	H
			* 15.830069	55.28	PK-U	40.6	0	-41.91	53.97	-	-	74	-20.03	160	368	H
			* 15.827113	43.9	ADR	40.6	0	-41.99	42.51	54	-11.49	-	-	160	368	H
			* 11.05991	57.87	PK-U	37.9	0	-43.41	52.36	-	-	74	-21.64	280	119	V
			* 11.047395	45.36	ADR	37.9	0	-43.7	39.56	54	-14.44	-	-	280	119	V
			* 15.81946	55.37	PK-U	40.6	0	-41.8	54.17	-	-	74	-19.83	235	232	V
			* 15.819616	44.32	ADR	40.6	0	-41.8	43.12	54	-10.88	-	-	235	232	V
			2.502109	49.63	ADR	32.5	0	-49.39	32.74	68.2	-35.46	-	-	307	288	V
			2.503535	49.71	ADR	32.5	0	-49.3	32.91	68.2	-35.29	-	-	264	290	H
			2.509223	61.06	PK-U	32.5	0	-49.4	44.16	-	-	88.2	-44.04	307	288	V
11be (Partial RU Mode / Highest PSD)	5985 (242T-61)	6 + 5	* 2.727955	59.82	PK-U	32.4	0	-49	43.22	-	-	74	-30.78	82	333	H
			* 2.72859	48.44	ADR	32.4	0	-49	31.84	54	-22.16	-	-	82	333	H
			* 4.014649	57.93	PK-U	33.4	0	-47.24	44.09	-	-	74	-29.91	174	350	H
			* 4.017385	46.3	ADR	33.4	0	-47.3	32.4	54	-21.6	-	-	174	350	H
			* 2.721704	60.33	PK-U	32.4	0	-49.1	43.63	-	-	74	-30.37	67	125	V
			* 2.71854	48.74	ADR	32.5	0	-49.1	32.14	54	-21.86	-	-	67	125	V
			* 4.009078	57.71	PK-U	33.4	0	-47.3	43.81	-	-	74	-30.19	349	153	V
			* 4.010391	46.27	ADR	33.4	0	-47.3	32.37	54	-21.63	-	-	349	153	V
			* 11.082536	56.68	PK-U	37.9	0	-43.4	51.18	-	-	74	-22.82	36	128	H
			* 11.080951	44.66	ADR	37.9	0	-43.4	39.16	54	-14.84	-	-	36	128	H
			* 11.066413	56.5	PK-U	37.9	0	-43.4	51	-	-	74	-23	80	319	V
			* 11.064477	44.87	ADR	37.9	0	-43.4	39.37	54	-14.63	-	-	80	319	V
	6145 (242T-61)	6 + 5	* 2.876855	59.7	PK-U	32.2	0	-48.9	43	-	-	74	-31	313	109	H
			* 2.876412	48.21	ADR	32.2	0	-48.9	31.51	54	-22.49	-	-	313	109	H
			* 4.018138	58.09	PK-U	33.4	0	-47.29	44.2	-	-	74	-29.8	14	249	H
			* 4.017711	46.51	ADR	33.4	0	-47.3	32.61	54	-21.39	-	-	14	249	H
			* 2.863559	58.52	PK-U	32.2	0	-48.7	42.02	-	-	74	-31.98	328	370	V
			* 2.86591	47.24	ADR	32.2	0	-48.79	30.65	54	-23.35	-	-	328	370	V
			* 4.002548	57.96	PK-U	33.4	0	-47.1	44.26	-	-	74	-29.74	149	113	V
			* 4.003806	46.14	ADR	33.4	0	-47.18	32.36	54	-21.64	-	-	149	113	V
			* 11.079149	56.27	PK-U	37.9	0	-43.31	50.86	-	-	74	-23.14	198	343	H
			* 11.077314	44.59	ADR	37.9	0	-43.4	39.09	54	-14.91	-	-	198	343	H
			* 10.985632	56.27	PK-U	37.9	0	-44.4	49.77	-	-	74	-24.23	337	125	V
			* 10.983991	45.01	ADR	37.9	0	-44.4	38.51	54	-15.49	-	-	337	125	V
	6385 (242T-64)	6 + 5	* 2.76161	59.42	PK-U	32.2	0	-48.64	42.98	-	-	74	-31.02	234	315	H
			* 2.761235	47.99	ADR	32.2	0	-48.68	31.51	54	-22.49	-	-	234	315	H
			* 3.79365	57.68	PK-U	33.1	0	-47.3	43.48	-	-	74	-30.52	274	290	H
			* 3.791041	46.03	ADR	33.1	0	-47.4	31.73	54	-22.27	-	-	274	290	H
			* 2.756683	59.87	PK-U	32.2	0	-48.73	43.34	-	-	74	-30.66	274	240	V
			* 2.757208	48.04	ADR	32.2	0	-48.72	31.52	54	-22.48	-	-	274	240	V
			* 3.775052	57.56	PK-U	33.1	0	-47.31	43.35	-	-	74	-30.65	67	199	V
			* 3.774434	45.86	ADR	33.1	0	-47.3	31.66	54	-22.34	-	-	67	199	V
			* 11.110323	55.79	PK-U	37.9	0	-43	50.69	-	-	74	-23.31	342	173	H
			* 11.108916	44.24	ADR	37.9	0	-43	39.14	54	-14.86	-	-	342	173	H
			* 11.086477	56.37	PK-U	37.9	0	-43.3	50.97	-	-	74	-23.03	22	362	V
			* 11.086412	44.7	ADR	37.9	0	-43.3	39.3	54	-14.7	-	-	22	362	V

* - indicates frequency in CFR47 Pt 15 / IC RSS-Restricted Band
Pk - Peak detector
RMS - RMS detection

UL VERIFICATION SERVICES
47173 Benicia Street, Fremont, CA 94538; USA TEL:(510) 319-4000 FAX:(510) 661-0888
This report shall not be reproduced except in full, without the written approval of UL VERIFICATION SERVICES

HARMONICS AND SPURIOUS EMISSIONS (LOW CHANNEL / 5985MHz)

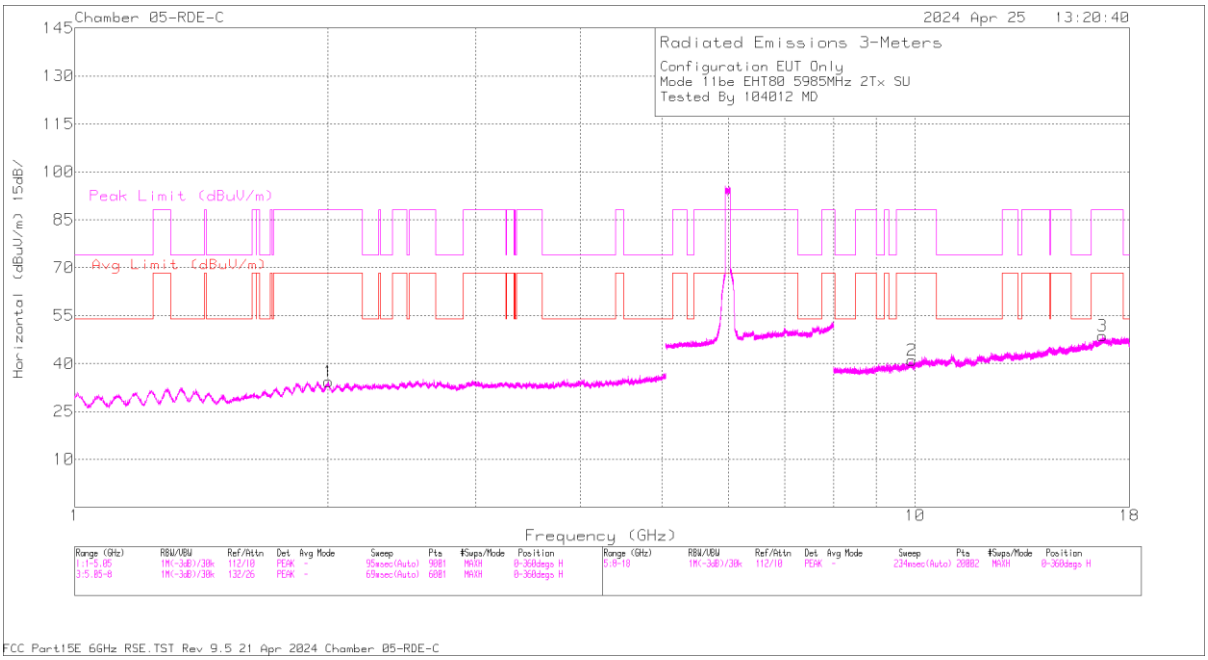

HORIZONTAL

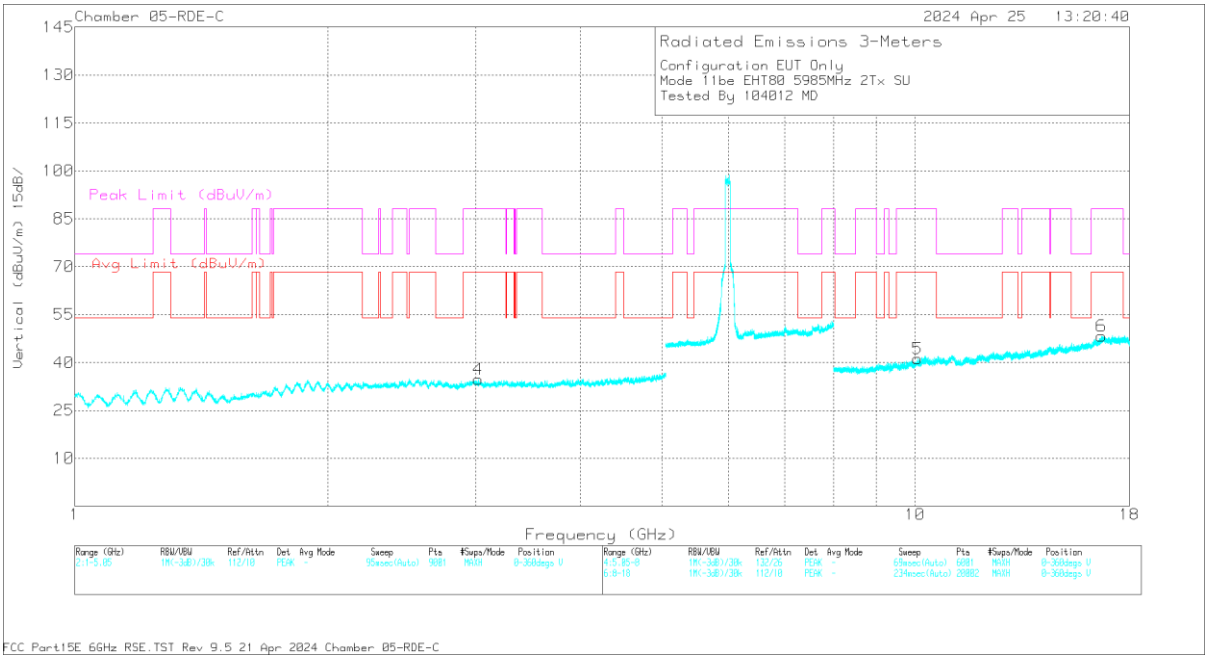

VERTICAL

UL VERIFICATION SERVICES
47173 Benicia Street, Fremont, CA 94538; USA TEL:(510) 319-4000 FAX:(510) 661-0888
This report shall not be reproduced except in full, without the written approval of UL VERIFICATION SERVICES

RADIATED EMISSIONS

marker	Frequency (GHz)	Meter Reading (dBuV)	Det	81887 ACF 3m (dB/m)	DCCF (dB)	Gain/Loss (dB)	Corrected Reading (dBuV/m)	Avg Limit (dBuV/m)	Margin (dB)	Peak Limit (dBuV/m)	PK Margin (dB)	Azimuth (Degs)	Height (cm)	Polarity
1	1.996969	60.94	PK-U	31.4	0	-49	43.34	-	-	88.2	-44.86	269	327	H
	2.001457	49.68	ADR	31.4	0	-48.95	32.13	68.2	-36.07	-	-	269	327	H
2	9.898874	58.56	PK-U	37.1	0	-46	49.66	-	-	88.2	-38.54	254	105	H
	9.900014	47.1	ADR	37.1	0	-46.1	38.1	68.2	-30.1	-	-	254	105	H
3	16.724069	56.25	PK-U	41.9	0	-41.49	56.66	-	-	88.2	-31.54	312	252	H
	16.71709	44.97	ADR	41.9	0	-41.49	45.38	68.2	-22.82	-	-	312	252	H
4	3.013752	59.47	PK-U	32.7	0	-48.12	44.05	-	-	88.2	-44.15	197	366	V
	3.010886	47.7	ADR	32.7	0	-48.2	32.2	68.2	-36	-	-	197	366	V
5	10.070515	58.54	PK-U	37.4	0	-45.9	50.04	-	-	88.2	-38.16	289	118	V
	10.063719	46.92	ADR	37.4	0	-45.9	38.42	68.2	-29.78	-	-	289	118	V
6	16.671513	56.26	PK-U	41.9	0	-41.55	56.61	-	-	88.2	-31.59	346	250	V
	16.668897	45.18	ADR	41.8	0	-41.5	45.48	68.2	-22.72	-	-	346	250	V

PK-U - U-NII: Maximum Peak
ADR - U-NII AD primary method, RMS average

UL VERIFICATION SERVICES
47173 Benicia Street, Fremont, CA 94538; USA TEL:(510) 319-4000 FAX:(510) 661-0888
This report shall not be reproduced except in full, without the written approval of UL VERIFICATION SERVICES

160MHz

UNII-5 (MIMO CDD)	Channel Frequency (MHz)	Ant. #	Frequency (GHz)	Meter Reading (dBuV)	Det	80707 ACF (dB/m)	DCCF (dB)	Gain/Loss (dB)	Correct Reading (dBuV/m)	Avg Limit (dBuV/m)	Avg Margin (dB)	Pk Limit (dBuV/m)	Pk Margin (dB)	Azimuth (Degs)	Height (cm)	Polarity
11be (SU Mode / Highest Power)	6025	6 + 5	1.890962	46.94	ADR	31.1	0.1	-49.19	28.95	68.2	-39.25	-	-	133	218	V
			1.891877	58.13	PK-U	31.2	0	-49.31	40.02	-	-	88.2	-48.18	133	218	V
			2.910098	48.99	ADR	33.2	0.1	-48.59	33.7	68.2	-34.5	-	-	303	286	H
			2.922346	59.86	PK-U	33.2	0	-48.44	44.62	-	-	88.2	-43.58	303	286	H
			9.695399	45.82	ADR	37.3	0.1	-45.89	37.33	68.2	-30.87	-	-	123	160	V
			9.696551	57.51	PK-U	37.3	0	-45.94	48.87	-	-	88.2	-39.33	123	160	V
			9.725716	45.93	ADR	37.4	0.1	-46.1	37.33	68.2	-30.87	-	-	344	220	H
			9.726647	57.64	PK-U	37.4	0	-46.05	48.99	-	-	88.2	-39.21	344	220	H
			16.595993	54.94	PK-U	42.5	0	-42.25	55.19	-	-	88.2	-33.01	200	331	H
			16.597024	43.39	ADR	42.5	0.1	-42.46	43.53	68.2	-24.67	-	-	200	331	H
			16.604652	43.56	ADR	42.5	0.1	-42.57	43.59	68.2	-24.61	-	-	14	192	V
			16.60466	55.34	PK-U	42.5	0	-42.57	55.27	-	-	88.2	-32.93	14	192	V
	6185	6 + 5	2.318456	62.98	PK-U	31.8	0	-49.44	45.34	-	-	74	-28.66	84	302	V
			2.319224	51.48	ADR	31.8	0.1	-49.41	33.97	54	-20.03	-	-	84	302	V
			2.330675	50.46	ADR	31.8	0.1	-49.6	32.76	54	-21.24	-	-	274	250	H
			2.332066	62.14	PK-U	31.8	0	-49.59	44.35	-	-	74	-29.65	274	250	H
			9.787911	45.53	ADR	37.5	0.1	-45.86	37.27	68.2	-30.93	-	-	144	189	V
			9.788426	56.98	PK-U	37.5	0	-45.82	48.66	-	-	88.2	-39.54	144	189	V
			9.790951	45.73	ADR	37.5	0.1	-45.88	37.45	68.2	-30.75	-	-	90	299	H
			9.791957	57.29	PK-U	37.5	0	-45.86	48.93	-	-	88.2	-39.27	90	299	H
			16.504614	55.14	PK-U	42.1	0	-42.76	54.48	-	-	88.2	-33.72	55	176	V
			16.505118	43.77	ADR	42.1	0.1	-42.91	43.06	68.2	-25.14	-	-	55	176	V
			16.54766	43.71	ADR	42.3	0.1	-42.57	43.54	68.2	-24.66	-	-	140	202	H
			16.548119	55.16	PK-U	42.3	0	-42.59	54.87	-	-	88.2	-33.33	140	202	H
	6345	6 + 5	2.556797	63.07	PK-U	32.5	0	-49.11	46.46	-	-	88.2	-41.74	3	224	V
			2.558191	50.47	ADR	32.5	0.1	-49.11	33.96	68.2	-34.24	-	-	3	224	V
			2.56179	61.95	PK-U	32.5	0	-49.07	45.38	-	-	88.2	-42.82	316	223	H
			2.562559	50.43	ADR	32.5	0.1	-49.12	33.91	68.2	-34.29	-	-	316	223	H
			9.614367	45	ADR	37.1	0.1	-45.29	36.91	68.2	-31.29	-	-	82	252	V
			9.61591	56.59	PK-U	37.1	0	-45.27	48.42	-	-	88.2	-39.78	82	252	V
			9.667728	45.33	ADR	37.2	0.1	-45.73	36.9	68.2	-31.3	-	-	94	228	H
			9.670274	56.79	PK-U	37.2	0	-45.67	48.32	-	-	88.2	-39.88	94	228	H
			16.657583	43.8	ADR	42.6	0.1	-42.57	43.93	68.2	-24.27	-	-	26	219	V
			16.658606	55.73	PK-U	42.6	0	-42.57	55.76	-	-	88.2	-32.44	26	219	V
			16.749671	55.08	PK-U	42.7	0	-42.49	55.29	-	-	88.2	-32.91	143	151	H
			16.749805	43.55	ADR	42.7	0.1	-42.49	43.86	68.2	-24.34	-	-	143	151	H
11be (Partial RU Mode / Highest PSD)	6025 (106T Index 53)	6 + 5	3.194317	59.93	PK-U	33.1	0	-48.6	44.43	-	-	88.2	-43.77	198	342	V
			3.194476	59.35	PK-U	33.1	0	-48.61	43.84	-	-	88.2	-44.36	26	370	H
			3.194757	48.07	ADR	33.1	0	-48.63	32.54	68.2	-35.66	-	-	198	342	V
			3.196786	48.07	ADR	33.1	0	-48.65	32.52	68.2	-35.68	-	-	26	370	H
			6.249193	74.94	PK-U	35.9	0	-37.22	73.62	-	-	88.2	-14.58	264	158	H
			6.249873	51.03	ADR	35.9	0	-37.24	49.69	68.2	-18.51	-	-	264	158	H
			6.251619	76.18	PK-U	35.9	0	-37.23	74.85	-	-	88.2	-13.35	243	134	V
			6.252192	53.06	ADR	35.9	0	-37.22	51.74	68.2	-16.46	-	-	243	134	V
			13.232303	45.84	ADR	38.6	0	-45.28	39.16	68.2	-29.04	-	-	340	108	H
			13.232753	57.69	PK-U	38.6	0	-45.28	51.01	-	-	88.2	-37.19	340	108	H
			13.245528	57.49	PK-U	38.7	0	-45.3	50.89	-	-	88.2	-37.31	47	198	V
			13.246313	45.95	ADR	38.7	0	-45.32	39.33	68.2	-28.87	-	-	47	198	V
	6185 (106T Index 53)	6 + 5	3.555923	46.49	ADR	33.1	0	-47.94	31.65	68.2	-36.55	-	-	179	233	V
			3.556879	58.21	PK-U	33.1	0	-47.96	43.35	-	-	88.2	-44.85	179	233	V
			3.557623	57.65	PK-U	33.1	0	-47.96	42.79	-	-	88.2	-45.41	242	274	H
			3.55787	46.48	ADR	33.1	0	-47.96	31.62	68.2	-36.58	-	-	242	274	H
			5.814299	67.71	PK-U	35.2	0	-38.2	64.71	-	-	88.2	-23.49	76	201	H
			5.814313	69.22	PK-U	35.2	0	-38.2	66.22	-	-	88.2	-21.98	81	105	V
			5.814653	51.25	ADR	35.2	0	-38.2	48.25	68.2	-19.95	-	-	81	105	V
			5.816397	49.5	ADR	35.2	0	-38.18	46.52	68.2	-21.68	-	-	76	201	H
			8.73062	45.79	ADR	35.7	0	-45.78	35.71	68.2	-32.49	-	-	131	211	H
			8.732154	56.96	PK-U	35.7	0	-45.83	46.83	-	-	88.2	-41.37	131	211	H
			8.743189	45.53	ADR	35.7	0	-45.82	35.41	68.2	-32.79	-	-	151	333	V
			8.744963	57.1	PK-U	35.7	0	-45.76	47.04	-	-	88.2	-41.16	151	333	V
	6345 (106T Index S60)	6 + 5	8.091886	46.09	ADR	35.8	0	-46.03	35.86	54	-18.14	-	-	360	101	H
			8.092305	57.59	PK-U	35.8	0	-46.03	47.36	-	-	74	-26.64	360	101	H
			8.25248	46.31	ADR	35.9	0	-46.09	36.12	54	-17.88	-	-	360	101	V
			8.253423	57.56	PK-U	35.9	0	-46.12	47.34	-	-	74	-26.66	360	101	V
			12.057134	56.37	PK-U	38.6	0	-44.65	50.32	-	-	74	-23.68	360	199	H
			12.060174	44.86	ADR	38.6	0	-44.59	38.87	54	-15.13	-	-	360	199	H
			12.305637	45.39	ADR	38.8	0	-44.5	39.69	54	-14.31	-	-	360	101	V
			12.307525	56.68	PK-U	38.8	0	-44.51	50.97	-	-	74	-23.03	360	101	V
			17.275506	57.1	PK-U	41.3	0	-44.11	54.29	-	-	88.2	-33.91	360	101	V
			17.275529	45.77	ADR	41.3	0	-44.11	42.96	68.2	-25.24	-	-	360	101	V
			17.554589	45.94	ADR	41.5	0	-43.84	43.6	68.2	-24.6	-	-	360	101	H
			17.5546	57.18	PK-U	41.5	0	-43.84	54.84	-	-	88.2	-33.36	360	101	H

* - indicates frequency in CFR47 Pt 15 / IC RSS-Restricted Band

Pk - Peak detector

RMS - RMS detection

UL VERIFICATION SERVICES
47173 Benicia Street, Fremont, CA 94538; USA TEL:(510) 319-4000 FAX:(510) 661-0888

This report shall not be reproduced except in full, without the written approval of UL VERIFICATION SERVICES

HARMONICS AND SPURIOUS EMISSIONS (LOW CHANNEL / 6025MHz)

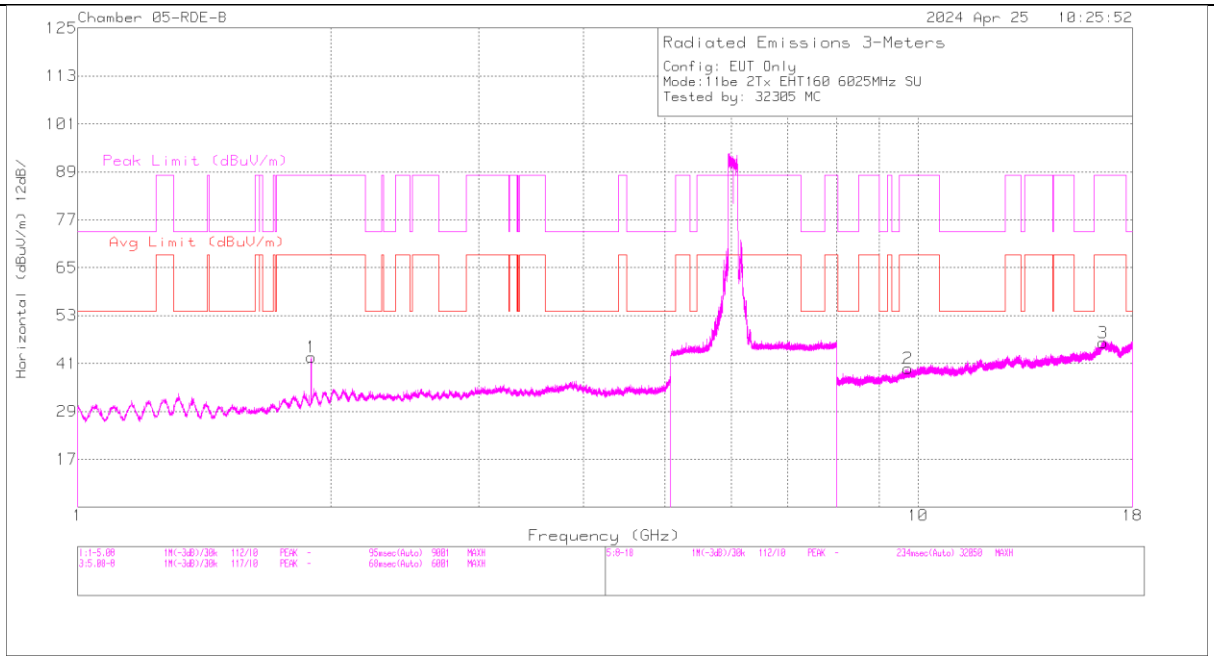

HORIZONTAL

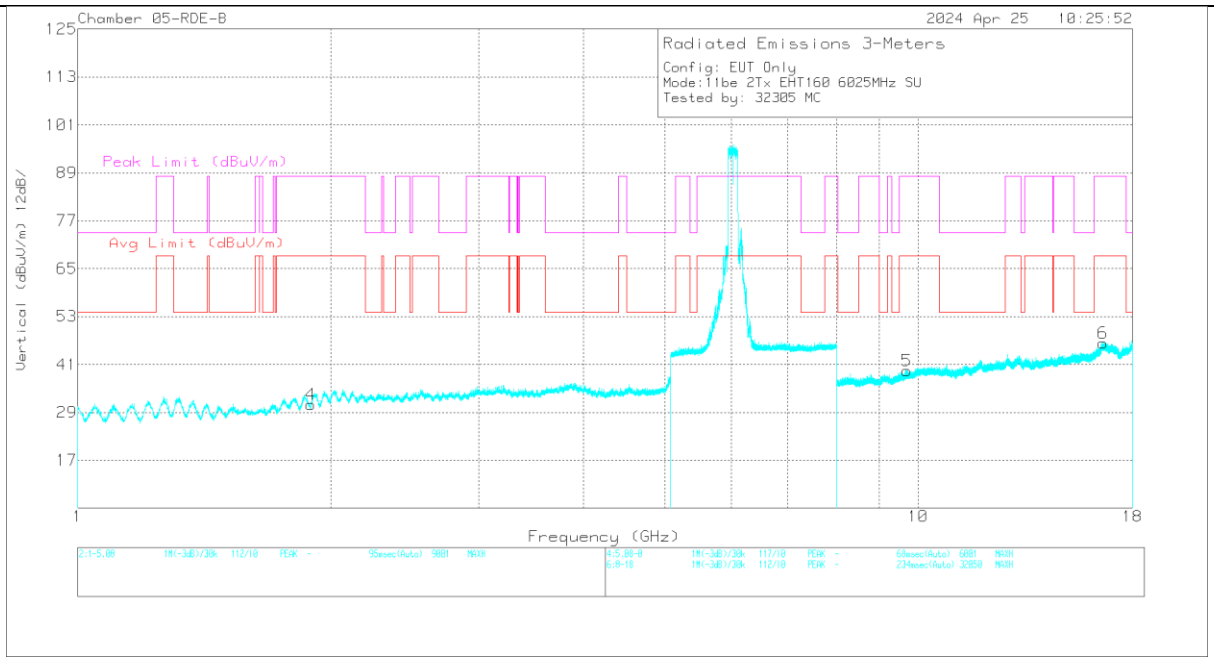

VERTICAL

UL VERIFICATION SERVICES
47173 Benicia Street, Fremont, CA 94538; USA TEL:(510) 319-4000 FAX:(510) 661-0888

This report shall not be reproduced except in full, without the written approval of UL VERIFICATION SERVICES

RADIATED EMISSIONS

Marker	Frequency (GHz)	Meter Reading (dBuV)	Det	80707 ACF (dB/m)	DCCF (dB)	Gain/Loss (dB)	Corrected Reading (dBuV/m)	Avg Limit (dBuV/m)	Margin (dB)	Peak Limit (dBuV/m)	PK Margin (dB)	Azimuth (Degs)	Height (cm)	Polarity
4	1.890962	46.94	ADR	31.1	.1	-49.19	28.95	68.2	-39.25	-	-	133	218	V
	1.891877	58.13	PK-U	31.2	0	-49.31	40.02	-	-	88.2	-48.18	133	218	V
1	2.910098	48.99	ADR	33.2	.1	-48.59	33.7	68.2	-34.5	-	-	303	286	H
	2.922346	59.86	PK-U	33.2	0	-48.44	44.62	-	-	88.2	-43.58	303	286	H

PK-U - U-NII: Maximum Peak
ADR - U-NII AD primary method, RMS average

Marker	Frequency (GHz)	Meter Reading (dBuV)	Det	80707 ACF (dB/m)	DCCF (dB)	Gain/Loss (dB)	Corrected Reading (dBuV/m)	Avg Limit (dBuV/m)	Margin (dB)	Peak Limit (dBuV/m)	PK Margin (dB)	Azimuth (Degs)	Height (cm)	Polarity
5	9.695399	45.82	ADR	37.3	.1	-45.89	37.33	68.2	-30.87	-	-	123	160	V
	9.696551	57.51	PK-U	37.3	0	-45.94	48.87	-	-	88.2	-39.33	123	160	V
2	9.725716	45.93	ADR	37.4	.1	-46.1	37.33	68.2	-30.87	-	-	344	220	H
	9.726647	57.64	PK-U	37.4	0	-46.05	48.99	-	-	88.2	-39.21	344	220	H
3	16.595993	54.94	PK-U	42.5	0	-42.25	55.19	-	-	88.2	-33.01	200	331	H
	16.597024	43.39	ADR	42.5	.1	-42.46	43.53	68.2	-24.67	-	-	200	331	H
6	16.604652	43.56	ADR	42.5	.1	-42.57	43.59	68.2	-24.61	-	-	14	192	V
	16.60466	55.34	PK-U	42.5	0	-42.57	55.27	-	-	88.2	-32.93	14	192	V

PK-U - U-NII: Maximum Peak
ADR - U-NII AD primary method, RMS average

UL VERIFICATION SERVICES
47173 Benicia Street, Fremont, CA 94538; USA TEL:(510) 319-4000 FAX:(510) 661-0888
This report shall not be reproduced except in full, without the written approval of UL VERIFICATION SERVICES

1.1.6. 802.11be MIMO MODE IN UNII-6 BAND – SPURIOUS EMISSIONS

20MHz

UNII-6 (MIMO CDD)	Channel Frequency (MHz)	Ant. #	Frequency (GHz)	Meter Reading (dBuV)	Det	AF (dB/m)	DCCF (dB)	Amp/Cbl/ Fltr/Pad (dB)	Correct Reading (dBuV/m)	Avg Limit (dBuV/m)	Avg Margin (dB)	Pk Limit (dBuV/m)	Pk Margin (dB)	Azimuth (Degs)	Height (cm)	Polarity
11be (SU Mode / Highest Power)	6435	6 + 5	* 2.811364	60.01	PK-U	32.5	0	-48.56	43.95	-	-	74	-30.05	156	215	H
			* 2.809902	48.11	ADR	32.5	0	-48.6	32.01	54	-21.99	-	-	156	215	H
			* 2.811328	59.57	PK-U	32.5	0	-48.56	43.51	-	-	74	-30.49	134	239	V
			* 2.811741	48.15	ADR	32.5	0	-48.61	32.04	54	-21.96	-	-	134	239	V
			* 9.495336	55.91	PK-U	36.7	0	-45.23	47.38	-	-	74	-26.62	274	158	H
			* 9.496788	44.41	ADR	36.7	0	-45.14	35.97	54	-18.03	-	-	274	158	H
			* 12.378409	53.03	PK-U	38.7	0	-43.39	48.34	-	-	74	-25.66	210	136	H
			* 12.376265	41.35	ADR	38.7	0	-43.1	36.95	54	-17.05	-	-	210	136	H
			* 9.497292	56.24	PK-U	36.7	0	-45.18	47.76	-	-	74	-26.24	348	347	V
			* 9.498117	44.18	ADR	36.7	0	-45.33	35.55	54	-18.45	-	-	348	347	V
			* 12.378241	53.01	PK-U	38.7	0	-43.4	48.31	-	-	74	-25.69	242	131	V
			* 12.375902	41.46	ADR	38.7	0	-43.01	37.15	54	-16.85	-	-	242	131	V
	6475	6 + 5	* 2.807088	59.81	PK-U	32.5	0	-48.73	43.58	-	-	74	-30.42	80	355	H
			* 2.805863	48.01	ADR	32.5	0	-48.84	31.67	54	-22.33	-	-	80	355	H
			* 2.807402	60.23	PK-U	32.5	0	-48.72	44.01	-	-	74	-29.99	132	122	V
			* 2.80583	48.22	ADR	32.5	0	-48.84	31.88	54	-22.12	-	-	132	122	V
			* 9.08689	55.38	PK-U	36.2	0	-44.56	47.02	-	-	74	-26.98	248	244	H
			* 9.086413	43.69	ADR	36.2	0	-44.54	35.35	54	-18.65	-	-	248	244	H
			* 12.124623	53.27	PK-U	38.7	0	-43.1	48.87	-	-	74	-25.13	150	259	H
			* 12.124596	41.91	ADR	38.7	0	-43.09	37.52	54	-16.48	-	-	150	259	H
			* 9.085018	55.17	PK-U	36.2	0	-44.58	46.79	-	-	74	-27.21	306	308	V
			* 9.085016	43.76	ADR	36.2	0	-44.58	35.38	54	-18.62	-	-	306	308	V
			* 12.125271	53.11	PK-U	38.7	0	-43.09	48.72	-	-	74	-25.28	317	246	V
			* 12.124641	41.74	ADR	38.7	0	-43.1	37.34	54	-16.66	-	-	317	246	V
	6515	6 + 5	* 9.448987	55.92	PK-U	36.6	0	-45.18	47.34	-	-	74	-26.66	350	316	H
			* 9.448366	44.19	ADR	36.6	0	-45.09	35.7	54	-18.3	-	-	350	316	H
			* 16.042567	53.59	PK-U	41.2	0	-42.82	51.97	-	-	74	-22.03	8	140	H
			* 16.045863	41.55	ADR	41.2	0	-42.8	39.95	54	-14.05	-	-	8	140	H
			* 9.418672	55.2	PK-U	36.5	0	-44.95	46.75	-	-	74	-27.25	350	245	V
			* 9.421024	43.61	ADR	36.5	0	-44.96	35.15	54	-18.85	-	-	350	245	V
			* 15.989223	53.48	PK-U	41.1	0	-43.11	51.47	-	-	74	-22.53	190	388	V
			* 15.988809	41.86	ADR	41.1	0	-43.1	39.86	54	-14.14	-	-	190	388	V
			2.021464	62.35	PK-U	31.6	0	-49.55	44.4	-	-	88.2	-43.8	47	229	V
			2.024022	50.37	ADR	31.6	0	-49.63	32.34	68.2	-35.86	-	-	47	229	V
			2.026928	50.54	ADR	31.6	0	-49.56	32.58	68.2	-35.62	-	-	109	387	H
			2.0286	61.75	PK-U	31.6	0	-49.55	43.8	-	-	88.2	-44.4	109	387	H
11be (Partial RU Mode / Highest PSD)	6435 (106+26T-Index 82)	6 + 5	* 2.81143	59.81	PK-U	32.5	0	-48.57	43.74	-	-	74	-30.26	134	371	H
			* 2.811376	48.07	ADR	32.5	0	-48.56	32.01	54	-21.99	-	-	134	371	H
			* 2.810286	59.56	PK-U	32.5	0	-48.56	43.5	-	-	74	-30.5	266	264	V
			* 2.811446	47.97	ADR	32.5	0	-48.57	31.9	54	-22.1	-	-	266	264	V
			* 9.085867	55.1	PK-U	36.2	0	-44.53	46.77	-	-	74	-27.23	249	293	H
			* 9.08662	43.73	ADR	36.2	0	-44.54	35.39	54	-18.61	-	-	249	293	H
			* 12.103771	53.12	PK-U	38.7	0	-43.22	48.6	-	-	74	-25.4	75	227	H
			* 12.102967	41.61	ADR	38.7	0	-43.34	36.97	54	-17.03	-	-	75	227	H
			* 9.085615	55.53	PK-U	36.2	0	-44.54	47.19	-	-	74	-26.81	60	147	V
			* 9.086511	43.72	ADR	36.2	0	-44.54	35.38	54	-18.62	-	-	60	147	V
			* 12.105496	53.02	PK-U	38.7	0	-43.28	48.44	-	-	74	-25.56	156	165	V
			* 12.102707	41.65	ADR	38.7	0	-43.3	37.05	54	-16.95	-	-	156	165	V
	6475 (106+26T-Index 82)	6 + 5	* 2.714912	59.51	PK-U	32.5	0	-48.71	43.3	-	-	74	-30.7	238	118	H
			* 2.714801	47.8	ADR	32.5	0	-48.72	31.58	54	-22.42	-	-	238	118	H
			* 2.714752	59.06	PK-U	32.5	0	-48.72	42.84	-	-	74	-31.16	23	270	V
			* 2.713453	47.81	ADR	32.5	0	-48.71	31.6	54	-22.4	-	-	23	270	V
			* 9.087113	56.08	PK-U	36.2	0	-44.54	47.74	-	-	74	-26.26	7	275	H
			* 9.089521	43.59	ADR	36.2	0	-44.5	35.29	54	-18.71	-	-	7	275	H
			* 12.312799	53.07	PK-U	38.8	0	-43.02	48.85	-	-	74	-25.15	202	307	H
			* 12.31265	41.56	ADR	38.8	0	-43.04	37.32	54	-16.68	-	-	202	307	H
			* 9.088947	55	PK-U	36.2	0	-44.45	46.75	-	-	74	-27.25	265	282	V
			* 9.087243	43.53	ADR	36.2	0	-44.51	35.22	54	-18.78	-	-	265	282	V
			* 12.313264	53.24	PK-U	38.8	0	-42.98	49.06	-	-	74	-24.94	10	184	V
			* 12.314759	41.72	ADR	38.8	0	-43.05	37.47	54	-16.53	-	-	10	184	V
	6515 (106+26T-Index 83)	6 + 5	* 3.744301	57.79	PK-U	33.4	0	-47.13	44.06	-	-	74	-29.94	123	387	H
			* 3.7445	45.81	ADR	33.4	0	-47.09	32.12	54	-21.88	-	-	123	387	H
			* 3.740786	60.21	PK-U	33.4	0	-47.23	46.38	-	-	74	-27.62	303	291	V
			* 3.743348	45.66	ADR	33.4	0	-47.13	31.93	54	-22.07	-	-	303	291	V
			* 9.103698	55.4	PK-U	36.2	0	-44.66	46.94	-	-	74	-27.06	77	298	H
			* 9.101416	43.43	ADR	36.2	0	-44.69	34.94	54	-19.06	-	-	77	298	H
			* 12.082538	52.95	PK-U	38.6	0	-43.11	48.44	-	-	74	-25.56	151	282	H
			* 12.083433	41.35	ADR	38.6	0	-43.1	36.85	54	-17.15	-	-	151	282	H
			* 9.099959	55.42	PK-U	36.2	0	-44.65	46.97	-	-	74	-27.03	188	200	V
			* 9.101745	43.68	ADR	36.2	0	-44.67	35.21	54	-18.79	-	-	188	200	V
			* 12.08184	53.23	PK-U	38.6	0	-43.07	48.76	-	-	74	-25.24	57	140	V
			* 12.082623	41.4	ADR	38.6	0	-43.12	36.88	54	-17.12	-	-	57	140	V

* - indicates frequency in CFR47 Pt 15 / IC RSS-Restricted Band
Pk - Peak detector
RMS - RMS detection

UL VERIFICATION SERVICES
47173 Benicia Street, Fremont, CA 94538; USA TEL:(510) 319-4000 FAX:(510) 661-0888
This report shall not be reproduced except in full, without the written approval of UL VERIFICATION SERVICES

HARMONICS AND SPURIOUS EMISSIONS (LOW CHANNEL / 6435MHz)

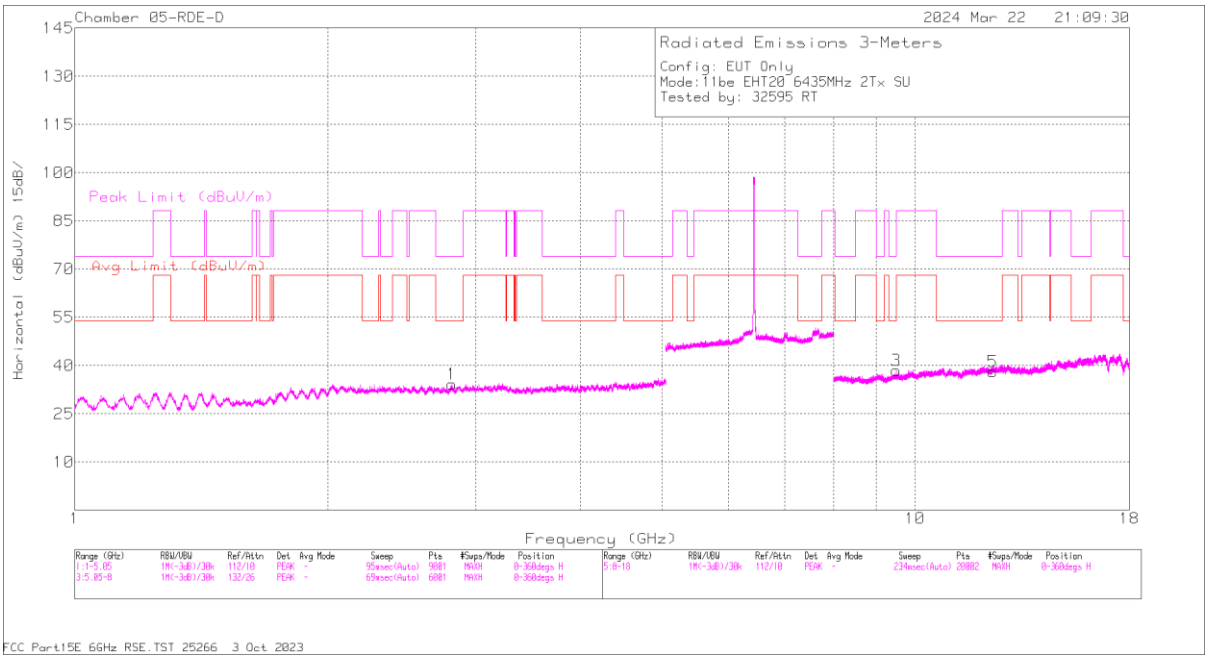

HORIZONTAL

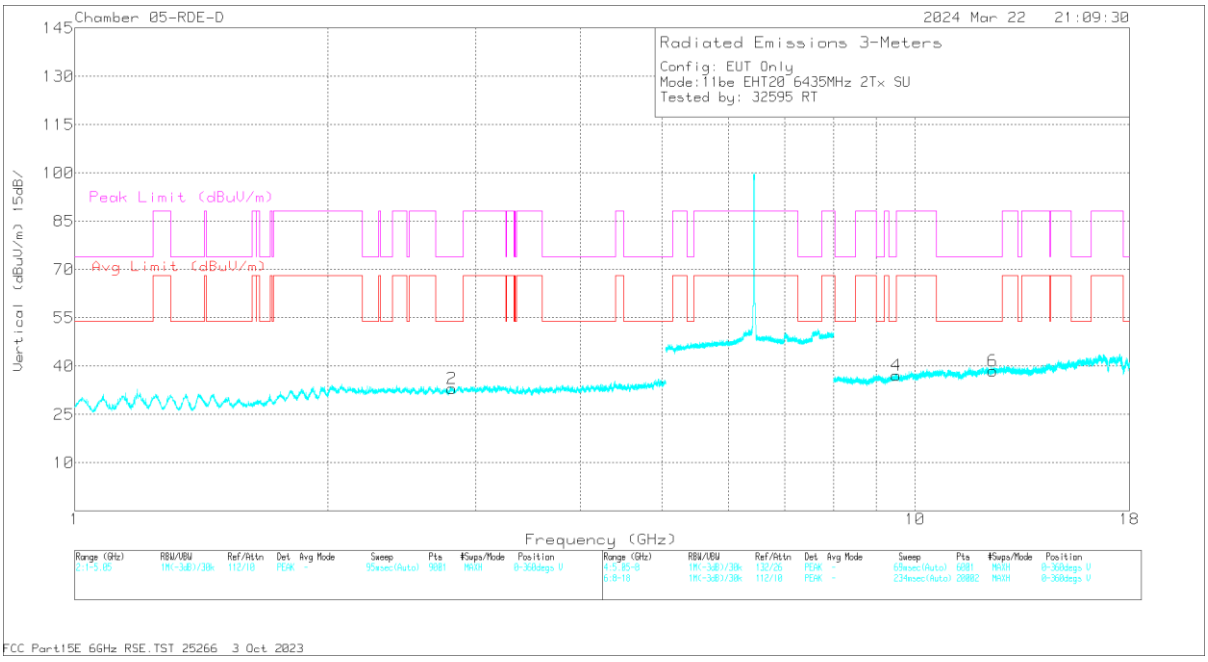

VERTICAL

UL VERIFICATION SERVICES
47173 Benicia Street, Fremont, CA 94538; USA TEL:(510) 319-4000 FAX:(510) 661-0888
This report shall not be reproduced except in full, without the written approval of UL VERIFICATION SERVICES

RADIATED EMISSIONS

Marker	Frequency (GHz)	Meter Reading (dBuV)	Det	230299 ACF (dB/m) 3mH	DCCF (dB)	Gain/Loss (dB)	Corrected Reading (dBuV/m)	Avg Limit (dBuV/m)	Margin (dB)	Peak Limit (dBuV/m)	PK Margin (dB)	Azimuth (Degs)	Height (cm)	Polarity
1	* 2.811364	60.01	PK-U	32.5	0	-48.56	43.95	-	-	74	-30.05	156	215	H
	* 2.809902	48.11	ADR	32.5	0	-48.6	32.01	54	-21.99	-	-	156	215	H
2	* 2.811328	59.57	PK-U	32.5	0	-48.56	43.51	-	-	74	-30.49	134	239	V
	* 2.811741	48.15	ADR	32.5	0	-48.61	32.04	54	-21.96	-	-	134	239	V
3	* 9.495336	55.91	PK-U	36.7	0	-45.23	47.38	-	-	74	-26.62	274	158	H
	* 9.496788	44.41	ADR	36.7	0	-45.14	35.97	54	-18.03	-	-	274	158	H
5	* 12.378409	53.03	PK-U	38.7	0	-43.39	48.34	-	-	74	-25.66	210	136	H
	* 12.376265	41.35	ADR	38.7	0	-43.1	36.95	54	-17.05	-	-	210	136	H
4	* 9.497292	56.24	PK-U	36.7	0	-45.18	47.76	-	-	74	-26.24	348	347	V
	* 9.498117	44.18	ADR	36.7	0	-45.33	35.55	54	-18.45	-	-	348	347	V
6	* 12.378241	53.01	PK-U	38.7	0	-43.4	48.31	-	-	74	-25.69	242	131	V
	* 12.375902	41.46	ADR	38.7	0	-43.01	37.15	54	-16.85	-	-	242	131	V

* - indicates frequency in CFR47 Pt 15 / IC RSS-Restricted Band
PK-U - U-NII: Maximum Peak
ADR - U-NII AD primary method, RMS average

UL VERIFICATION SERVICES
47173 Benicia Street, Fremont, CA 94538; USA TEL:(510) 319-4000 FAX:(510) 661-0888
This report shall not be reproduced except in full, without the written approval of UL VERIFICATION SERVICES

40MHz

UNII-6 (MIMO CDD)	Channel Frequency (MHz)	Ant. #	Frequency (GHz)	Meter Reading (dBuV)	Det	AF (dB/m)	DCCF (dB)	Amp/Cbl/ Fltr/Pad (dB)	Correct Reading (dBuV/m)	Avg Limit (dBuV/m)	Avg Margin (dB)	Pk Limit (dBuV/m)	Pk Margin (dB)	Azimuth (Degs)	Height (cm)	Polarity
11be (SU Mode / Highest Power)	6445	6 + 5	* 9.386016	55.64	PK-U	36.4	0	-45.03	47.01	-	-	74	-26.99	109	277	H
			* 9.387676	43.56	ADR	36.4	0	-45.09	34.87	54	-19.13	-	-	109	277	H
			* 13.369991	53.84	PK-U	38.7	0	-43.89	48.65	-	-	74	-25.35	344	340	H
			* 13.373772	42.12	ADR	38.7	0	-43.77	37.05	54	-16.95	-	-	344	340	H
			* 9.384619	55.98	PK-U	36.4	0	-44.9	47.48	-	-	74	-26.52	288	386	V
			* 9.384295	44.02	ADR	36.4	0	-44.88	35.54	54	-18.46	-	-	288	386	V
			* 13.324747	52.74	PK-U	38.7	0	-43.53	47.91	-	-	74	-26.09	248	119	V
			* 13.322549	41.03	ADR	38.7	0	-43.59	36.14	54	-17.86	-	-	248	119	V
			3.330798	56.73	PK-U	32.8	0	-47.13	42.4	-	-	88.2	-45.8	32	273	H
			3.331082	45.16	ADR	32.8	0	-47.09	30.87	68.2	-37.33	-	-	32	273	H
			3.339619	44.78	ADR	32.8	0	-47.2	30.38	68.2	-37.82	-	-	71	106	V
			3.33994	56.27	PK-U	32.8	0	-47.25	41.82	-	-	88.2	-46.38	71	106	V
	6485	6 + 5	2.249615	49.13	ADR	31.9	0	-49.51	31.52	54	-22.48	-	-	269	216	H
			2.251611	60.75	PK-U	31.9	0	-49.55	43.1	-	-	74	-30.9	269	216	H
			2.251795	62.33	PK-U	31.9	0	-49.56	44.67	-	-	74	-29.33	264	189	V
			2.252427	49.31	ADR	31.9	0	-49.61	31.6	54	-22.4	-	-	264	189	V
			9.080685	54.69	PK-U	36.2	0	-44.47	46.42	-	-	74	-27.58	280	251	H
			9.082892	43.47	ADR	36.2	0	-44.5	35.17	54	-18.83	-	-	280	251	H
			9.085722	55.43	PK-U	36.2	0	-44.54	47.09	-	-	74	-26.91	29	374	V
			9.086554	44.15	ADR	36.2	0	-44.54	35.81	54	-18.19	-	-	29	374	V
			12.65809	53.27	PK-U	39	0	-43.74	48.53	-	-	74	-25.47	264	170	H
			12.658949	41.88	ADR	39	0	-43.57	37.31	54	-16.69	-	-	264	170	H
			12.677123	53.48	PK-U	39	0	-43.66	48.82	-	-	74	-25.18	73	223	V
			12.677834	41.79	ADR	39	0	-43.48	37.31	54	-16.69	-	-	73	223	V
	6525 (Straddle)	6 + 5	* 2.845745	59.67	PK-U	32.5	0	-48.68	43.49	-	-	74	-30.51	342	234	H
			* 2.845849	47.63	ADR	32.5	0	-48.7	31.43	54	-22.57	-	-	342	234	H
			* 2.859065	60.19	PK-U	32.5	0	-48.7	43.99	-	-	74	-30.01	11	266	V
			* 2.858448	48.18	ADR	32.5	0	-48.71	31.97	54	-22.03	-	-	11	266	V
			* 10.803864	53.74	PK-U	38	0	-44.15	47.59	-	-	74	-26.41	285	240	H
			* 10.802523	42.48	ADR	38	0	-44.08	36.4	54	-17.6	-	-	285	240	H
			* 13.394577	53.3	PK-U	38.7	0	-44.09	47.91	-	-	74	-26.09	70	201	H
			* 13.391433	41.65	ADR	38.7	0	-44	36.35	54	-17.65	-	-	70	201	H
			* 10.803666	53.6	PK-U	38	0	-44.12	47.48	-	-	74	-26.52	294	119	V
			* 10.803274	42.04	ADR	38	0	-44.07	35.97	54	-18.03	-	-	294	119	V
			* 13.369232	53.33	PK-U	38.7	0	-43.85	48.18	-	-	74	-25.82	26	357	V
			* 13.368989	41.93	ADR	38.7	0	-43.84	36.79	54	-17.21	-	-	26	357	V
11be (Partial RU Mode / Highest PSD)	6445 (106T-Index 53)	6 + 5	* 1.687352	57.87	PK-U	29.1	0	-47.14	39.83	-	-	74	-34.17	279	206	H
			* 1.687612	46.24	ADR	29.1	0	-47.16	28.18	54	-25.82	-	-	279	206	H
			* 1.690171	58.07	PK-U	29.1	0	-47.08	40.09	-	-	74	-33.91	292	319	V
			* 1.691018	46.42	ADR	29.1	0	-47	28.52	54	-25.48	-	-	292	319	V
			* 10.667793	53.48	PK-U	37.4	0	-42.3	48.58	-	-	74	-25.42	57	382	H
			* 10.667274	42.25	ADR	37.4	0	-42.3	37.35	54	-16.65	-	-	57	382	H
			* 15.838523	55.75	PK-U	40.5	0	-42.8	53.45	-	-	74	-20.55	36	390	H
			* 15.84073	44.17	ADR	40.5	0	-42.8	41.87	54	-12.13	-	-	36	390	H
			* 10.68951	54.37	PK-U	37.4	0	-42.55	49.22	-	-	74	-24.78	190	355	V
			* 10.686803	42.16	ADR	37.4	0	-42.42	37.14	54	-16.86	-	-	190	355	V
			* 15.848257	55.7	PK-U	40.5	0	-42.8	53.4	-	-	74	-20.6	212	333	V
			* 15.848413	44.09	ADR	40.5	0	-42.8	41.79	54	-12.21	-	-	212	333	V
	6485 (106T-Index 53)	6 + 5	* 2.320071	58.28	PK-U	31.3	0	-47.4	42.18	-	-	74	-31.82	204	123	H
			* 2.318332	46.73	ADR	31.3	0	-47.4	30.63	54	-23.37	-	-	204	123	H
			* 2.3139	58.8	PK-U	31.3	0	-47.39	42.71	-	-	74	-31.29	9	284	V
			* 2.314209	46.77	ADR	31.3	0	-47.38	30.69	54	-23.31	-	-	9	284	V
			* 9.420184	54.45	PK-U	36.4	0	-42.6	48.25	-	-	74	-25.75	192	165	H
			* 9.419587	42.76	ADR	36.4	0	-42.6	36.56	54	-17.44	-	-	192	165	H
			* 12.334113	52.77	PK-U	38.8	0	-40.8	50.77	-	-	74	-23.23	235	182	H
			* 12.336165	41.19	ADR	38.8	0	-40.8	39.19	54	-14.81	-	-	235	182	H
			* 9.382781	54.13	PK-U	36.3	0	-42.4	48.03	-	-	74	-25.97	357	313	V
			* 9.382514	42.63	ADR	36.3	0	-42.4	36.53	54	-17.47	-	-	357	313	V
			* 12.329805	53.21	PK-U	38.8	0	-40.8	51.21	-	-	74	-22.79	181	311	V
			* 12.329797	41.3	ADR	38.8	0	-40.8	39.3	54	-14.7	-	-	181	311	V
	6525 (Straddle) (106T-Index 56)	6 + 5	* 2.801636	58.65	PK-U	32.2	0	-47.34	43.51	-	-	74	-30.49	132	311	H
			* 2.802508	47.38	ADR	32.2	0	-47.25	32.33	54	-21.67	-	-	132	311	H
			* 2.785886	59.21	PK-U	32.1	0	-47.4	43.91	-	-	74	-30.09	297	163	V
			* 2.786806	46.48	ADR	32.1	0	-47.4	31.18	54	-22.82	-	-	297	163	V
			* 7.622341	57.69	PK-U	35.6	0	-32.27	61.02	-	-	74	-12.98	19	303	H
			* 7.620426	45.64	ADR	35.6	0	-32.2	49.04	54	-4.96	-	-	19	303	H
			* 7.597843	57.31	PK-U	35.6	0	-32.3	60.61	-	-	74	-13.39	352	104	V
			* 7.600145	45.8	ADR	35.6	0	-32.19	49.21	54	-4.79	-	-	352	104	V
			* 11.035807	53.48	PK-U	37.7	0	-40.82	50.36	-	-	74	-23.64	21	255	H
			* 11.035407	42.02	ADR	37.7	0	-40.86	38.86	54	-15.14	-	-	21	255	H
			* 11.081605	53.46	PK-U	37.7	0	-40.84	50.32	-	-	74	-23.68	345	251	V
			* 11.08144	42.17	ADR	37.7	0	-40.86	39.01	54	-14.99	-	-	345	251	V

* - indicates frequency in CFR47 Pt 15 / IC RSS-Restricted Band
Pk - Peak detector
RMS - RMS detection

UL VERIFICATION SERVICES
47173 Benicia Street, Fremont, CA 94538; USA TEL:(510) 319-4000 FAX:(510) 661-0888
This report shall not be reproduced except in full, without the written approval of UL VERIFICATION SERVICES

HARMONICS AND SPURIOUS EMISSIONS (LOW CHANNEL / 6445MHz)

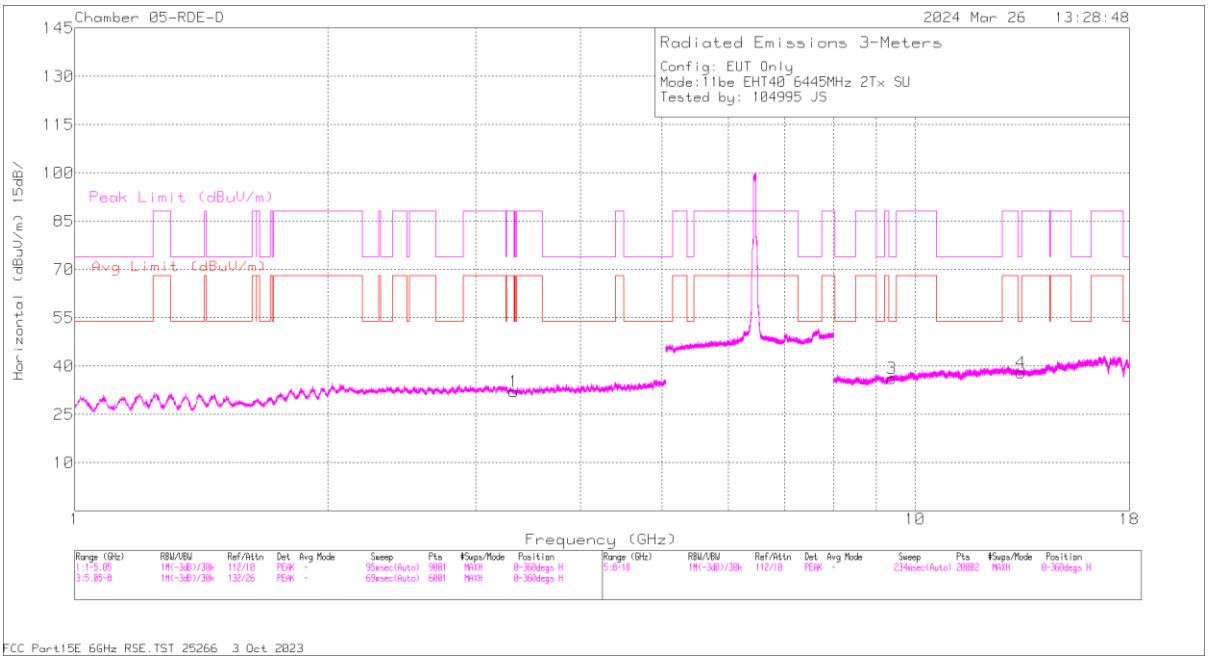

HORIZONTAL

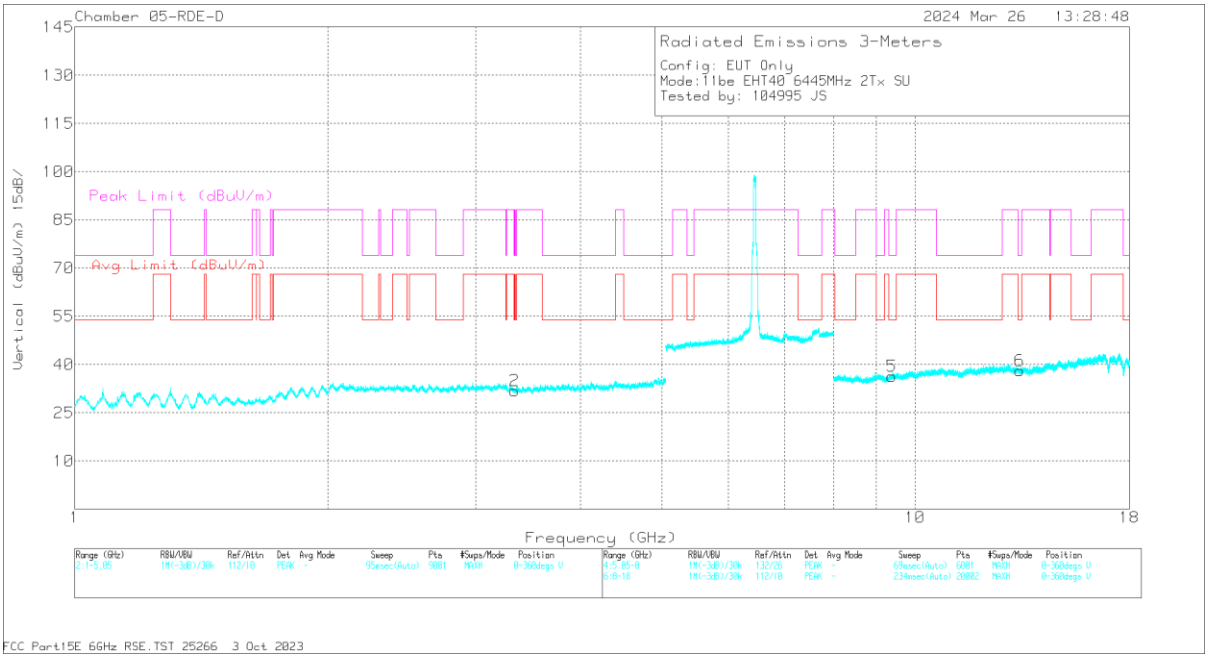

VERTICAL

UL VERIFICATION SERVICES
47173 Benicia Street, Fremont, CA 94538; USA TEL:(510) 319-4000 FAX:(510) 661-0888
This report shall not be reproduced except in full, without the written approval of UL VERIFICATION SERVICES

RADIATED EMISSIONS

Marker	Frequency (GHz)	Meter Reading (dBuV)	Det	230299 ACF (dB/m) 3mH	DCCF (dB)	Gain/Loss (dB)	Corrected Reading (dBuV/m)	Avg Limit (dBuV/m)	Margin (dB)	Peak Limit (dBuV/m)	PK Margin (dB)	Azimuth (Degs)	Height (cm)	Polarity
3	* 9.386016	55.64	PK-U	36.4	0	-45.03	47.01	-	-	74	-26.99	109	277	H
	* 9.387676	43.56	ADR	36.4	0	-45.09	34.87	54	-19.13	-	-	109	277	H
4	* 13.369991	53.84	PK-U	38.7	0	-43.89	48.65	-	-	74	-25.35	344	340	H
	* 13.373772	42.12	ADR	38.7	0	-43.77	37.05	54	-16.95	-	-	344	340	H
5	* 9.384619	55.98	PK-U	36.4	0	-44.9	47.48	-	-	74	-26.52	288	386	V
	* 9.384295	44.02	ADR	36.4	0	-44.88	35.54	54	-18.46	-	-	288	386	V
6	* 13.324747	52.74	PK-U	38.7	0	-43.53	47.91	-	-	74	-26.09	248	119	V
	* 13.322549	41.03	ADR	38.7	0	-43.59	36.14	54	-17.86	-	-	248	119	V
1	3.330798	56.73	PK-U	32.8	0	-47.13	42.4	-	-	88.2	-45.8	32	273	H
	3.331082	45.16	ADR	32.8	0	-47.09	30.87	68.2	-37.33	-	-	32	273	H
2	3.339619	44.78	ADR	32.8	0	-47.2	30.38	68.2	-37.82	-	-	71	106	V
	3.33994	56.27	PK-U	32.8	0	-47.25	41.82	-	-	88.2	-46.38	71	106	V

* - indicates frequency in CFR47 Pt 15 / IC RSS-Restricted Band
PK-U - U-NII: Maximum Peak
ADR - U-NII AD primary method, RMS average

UL VERIFICATION SERVICES
47173 Benicia Street, Fremont, CA 94538; USA TEL:(510) 319-4000 FAX:(510) 661-0888
This report shall not be reproduced except in full, without the written approval of UL VERIFICATION SERVICES

80MHz

UNII-6 (MIMO CDD)	Channel Frequency (MHz)	Ant. #	Frequency (GHz)	Meter Reading (dBuV)	Det	AF (dB/m)	DCCF (dB)	Amp/Cbl/ Fltr/Pad (dB)	Correct Reading (dBuV/m)	Avg Limit (dBuV/m)	Avg Margin (dB)	Pk Limit (dBuV/m)	Pk Margin (dB)	Azimuth (Degs)	Height (cm)	Polarity
11be (SU Mode / Highest Power)	6465	6 + 5	* 3.979945	57.87	PK-U	33.4	0	-47.39	43.88	-	-	74	-30.12	151	325	H
			* 3.977345	46.56	ADR	33.4	0	-47.3	32.66	54	-21.34	-	-	151	325	H
			* 3.974202	57.78	PK-U	33.4	0	-47.1	44.08	-	-	74	-29.92	338	364	V
			* 3.976717	46.36	ADR	33.4	0	-47.27	32.49	54	-21.51	-	-	338	364	V
			* 11.095319	57.07	PK-U	37.9	0	-43.1	51.87	-	-	74	-22.13	349	227	H
			* 11.092752	45.08	ADR	37.9	0	-43.2	39.78	54	-14.22	-	-	349	227	H
			* 16.150213	55.53	PK-U	40.9	0	-41.8	54.63	-	-	74	-19.37	43	109	H
			* 16.140898	43.93	ADR	40.9	0	-41.71	43.12	54	-10.88	-	-	43	109	H
			* 11.093823	56.42	PK-U	37.9	0	-43.12	51.2	-	-	74	-22.8	283	382	V
			* 11.100631	45.03	ADR	37.9	0	-43.1	39.83	54	-14.17	-	-	283	382	V
			* 16.152357	55.47	PK-U	40.9	0	-41.8	54.57	-	-	74	-19.43	5	388	V
			* 16.153825	43.91	ADR	40.9	0	-41.8	43.01	54	-10.99	-	-	5	388	V
11be (Partial RU Mode / Highest PSD)	6465 (242T-61)	6 + 5	* 11.010463	53.41	PK-U	37.6	0	-41.25	49.76	-	-	74	-24.24	254	128	H
			* 11.007972	42.16	ADR	37.6	0	-41.4	38.36	54	-15.64	-	-	254	128	H
			* 10.987901	53.9	PK-U	37.6	0	-41.91	49.59	-	-	74	-24.41	127	383	V
			* 10.987683	42.32	ADR	37.6	0	-41.93	37.99	54	-16.01	-	-	127	383	V
			1.963598	58.63	PK-U	31.5	0	-47	43.13	-	-	88.2	-45.07	59	359	V
			1.964244	47.23	ADR	31.5	0	-47	31.73	68.2	-36.47	-	-	59	359	V
			1.966446	59.53	PK-U	31.5	0	-47.14	43.89	-	-	88.2	-44.31	316	255	H
			1.967574	47.53	ADR	31.5	0	-47.14	31.89	68.2	-36.31	-	-	316	255	H
			14.714488	43.56	ADR	39.3	0	-42.5	40.36	68.2	-27.84	-	-	341	322	V
			14.715925	55.33	PK-U	39.3	0	-42.41	52.22	-	-	88.2	-35.98	341	322	V
			14.723249	55.47	PK-U	39.4	0	-42.4	52.47	-	-	88.2	-35.73	254	133	H
			14.724379	43.42	ADR	39.4	0	-42.4	40.42	68.2	-27.78	-	-	254	133	H

* - indicates frequency in CFR47 Pt 15 / IC RSS-Restricted Band
Pk - Peak detector
RMS - RMS detection

UL VERIFICATION SERVICES
47173 Benicia Street, Fremont, CA 94538; USA TEL:(510) 319-4000 FAX:(510) 661-0888
This report shall not be reproduced except in full, without the written approval of UL VERIFICATION SERVICES

HARMONICS AND SPURIOUS EMISSIONS (MID CHANNEL / 6465MHz)

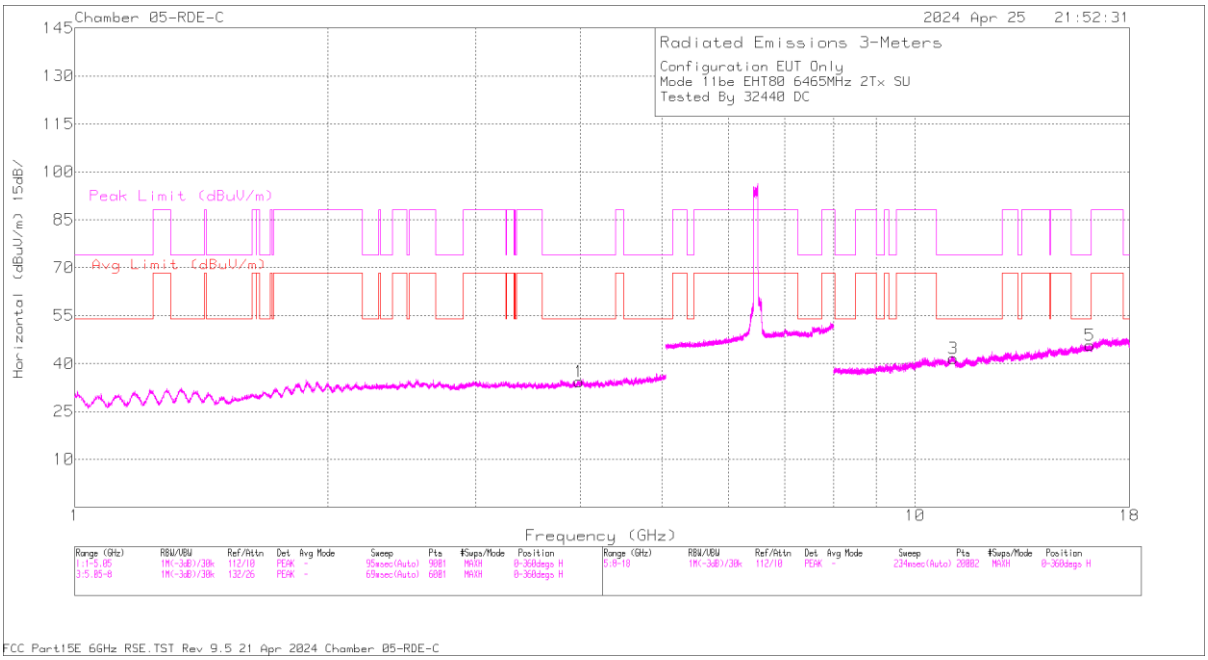

HORIZONTAL

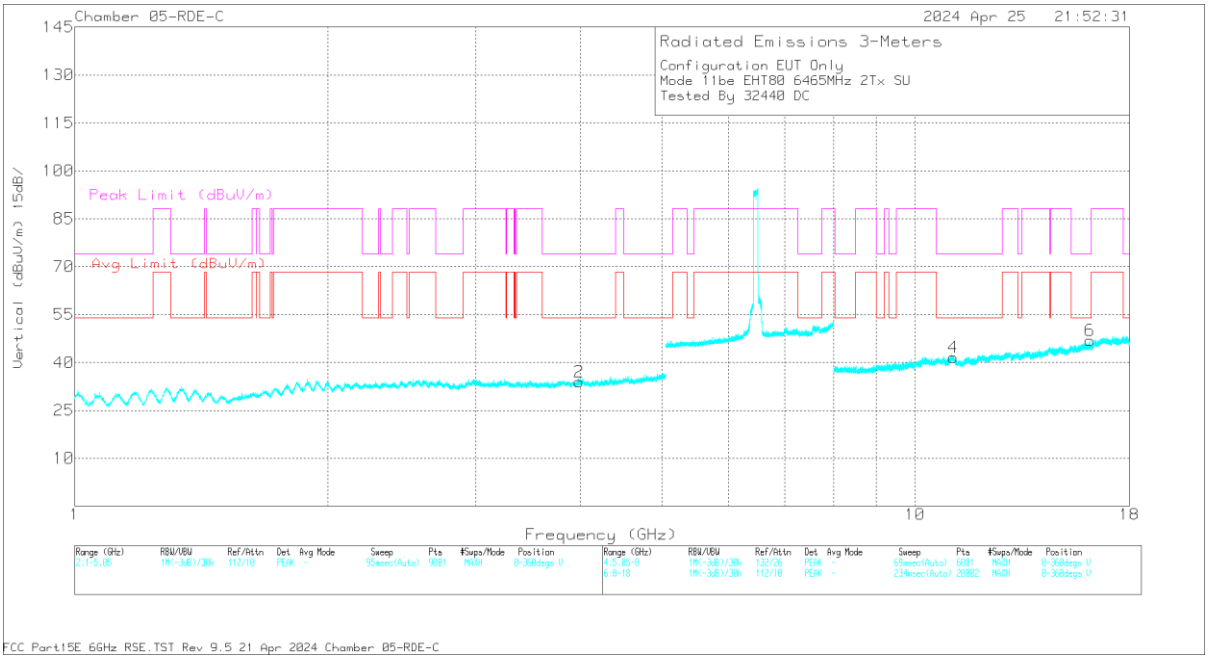

VERTICAL

UL VERIFICATION SERVICES
47173 Benicia Street, Fremont, CA 94538; USA TEL:(510) 319-4000 FAX:(510) 661-0888
This report shall not be reproduced except in full, without the written approval of UL VERIFICATION SERVICES

RADIATED EMISSIONS

Marker	Frequency (GHz)	Meter Reading (dBuV)	Det	81887 ACF 3m (dB/m)	DCCF (dB)	Gain/Loss (dB)	Corrected Reading (dBuV/m)	Avg Limit (dBuV/m)	Margin (dB)	Peak Limit (dBuV/m)	PK Margin (dB)	Azimuth (Degs)	Height (cm)	Polarity
1	* 3.979945	57.87	PK-U	33.4	0	-47.39	43.88	-	-	74	-30.12	151	325	H
	* 3.977345	46.56	ADR	33.4	0	-47.3	32.66	54	-21.34	-	-	151	325	H
2	* 3.974202	57.78	PK-U	33.4	0	-47.1	44.08	-	-	74	-29.92	338	364	V
	* 3.976717	46.36	ADR	33.4	0	-47.27	32.49	54	-21.51	-	-	338	364	V
3	* 11.095319	57.07	PK-U	37.9	0	-43.1	51.87	-	-	74	-22.13	349	227	H
	* 11.092752	45.08	ADR	37.9	0	-43.2	39.78	54	-14.22	-	-	349	227	H
5	* 16.150213	55.53	PK-U	40.9	0	-41.8	54.63	-	-	74	-19.37	43	109	H
	* 16.140898	43.93	ADR	40.9	0	-41.71	43.12	54	-10.88	-	-	43	109	H
4	* 11.093823	56.42	PK-U	37.9	0	-43.12	51.2	-	-	74	-22.8	283	382	V
	* 11.100631	45.03	ADR	37.9	0	-43.1	39.83	54	-14.17	-	-	283	382	V
6	* 16.152357	55.47	PK-U	40.9	0	-41.8	54.57	-	-	74	-19.43	5	388	V
	* 16.153825	43.91	ADR	40.9	0	-41.8	43.01	54	-10.99	-	-	5	388	V

* - indicates frequency in CFR47 Pt 15 / IC RSS-Restricted Band
PK-U - U-NII: Maximum Peak
ADR - U-NII AD primary method, RMS average

UL VERIFICATION SERVICES
47173 Benicia Street, Fremont, CA 94538; USA TEL:(510) 319-4000 FAX:(510) 661-0888
This report shall not be reproduced except in full, without the written approval of UL VERIFICATION SERVICES

160MHz

UNII-6 (MIMO CDD)	Channel Frequency (MHz)	Ant. #	Frequency (GHz)	Meter Reading (dBuV)	Det	80707 ACF (dB/m)	DCCF (dB)	Gain/Loss (dB)	Correct Reading (dBuV/m)	Avg Limit (dBuV/m)	Avg Margin (dB)	Pk Limit (dBuV/m)	Pk Margin (dB)	Azimuth (Degs)	Height (cm)	Polarity
11be (SU Mode / Highest Power)	6505	6 + 5	* 3.890396	57.98	PK-U	33.5	0	-47.79	43.69	-	-	74	-30.31	251	225	H
			* 3.889637	46.22	ADR	33.5	0.1	-47.81	32.01	54	-21.99	-	-	251	225	H
			* 2.696383	60.98	PK-U	32.5	0	-49.98	43.5	-	-	74	-30.5	298	270	H
			* 2.694427	49.26	ADR	32.5	0.1	-50	31.86	54	-22.14	-	-	298	270	H
			* 2.677298	59.34	PK-U	32.6	0	-50	41.94	-	-	88.2	-46.26	243	267	V
			* 2.675009	48.08	ADR	32.6	0.1	-50.01	30.77	68.2	-37.43	-	-	243	267	V
			* 3.867579	58.63	PK-U	33.5	0	-47.99	44.14	-	-	74	-29.86	129	387	V
			* 3.868308	46.63	ADR	33.5	0.1	-48	32.23	54	-21.77	-	-	129	387	V
			* 11.511952	56.56	PK-U	37.9	0	-45.04	49.42	-	-	74	-24.58	187	180	H
			* 11.51256	44.85	ADR	37.9	0.1	-45.08	37.77	54	-16.23	-	-	187	180	H
			* 11.500254	56.47	PK-U	37.9	0	-44.97	49.4	-	-	74	-24.6	121	134	V
			* 11.502595	44.77	ADR	37.9	0.1	-45.01	37.76	54	-16.24	-	-	121	134	V
11be (Partial RU Mode / Highest PSD)	6505 (106+26T Index 82)	6 + 5	8.210025	45.84	ADR	35.9	0	-46.15	35.59	54	-18.41	-	-	360	200	V
			8.211957	58.27	PK-U	35.9	0	-46.13	48.04	-	-	74	-25.96	360	200	V
			8.2471	46.14	ADR	35.9	0	-46.1	35.94	54	-18.06	-	-	360	199	H
			8.247418	58.13	PK-U	35.9	0	-46.11	47.92	-	-	74	-26.08	360	199	H
			12.295951	45.16	ADR	38.8	0	-44.2	39.76	54	-14.24	-	-	360	101	V
			12.297246	56.79	PK-U	38.8	0	-44.19	51.4	-	-	74	-22.6	360	101	V
			12.362942	44.65	ADR	38.7	0	-44.47	38.88	54	-15.12	-	-	360	199	H
			12.364893	56.16	PK-U	38.7	0	-44.5	50.36	-	-	74	-23.64	360	199	H
			17.05543	46.1	ADR	41.4	0	-44	43.5	68.2	-24.7	-	-	360	101	H
			17.05737	57.3	PK-U	41.4	0	-44	54.7	-	-	88.2	-33.5	360	101	H
			17.229295	46	ADR	41.3	0	-43.64	43.66	68.2	-24.54	-	-	360	200	V
			17.231718	57.27	PK-U	41.3	0	-43.69	54.88	-	-	88.2	-33.32	360	200	V

* - indicates frequency in CFR47 Pt 15 / IC RSS-Restricted Band
Pk - Peak detector
RMS - RMS detection

UL VERIFICATION SERVICES
47173 Benicia Street, Fremont, CA 94538; USA TEL:(510) 319-4000 FAX:(510) 661-0888
This report shall not be reproduced except in full, without the written approval of UL VERIFICATION SERVICES

HARMONICS AND SPURIOUS EMISSIONS (LOW CHANNEL / 6505MHz)

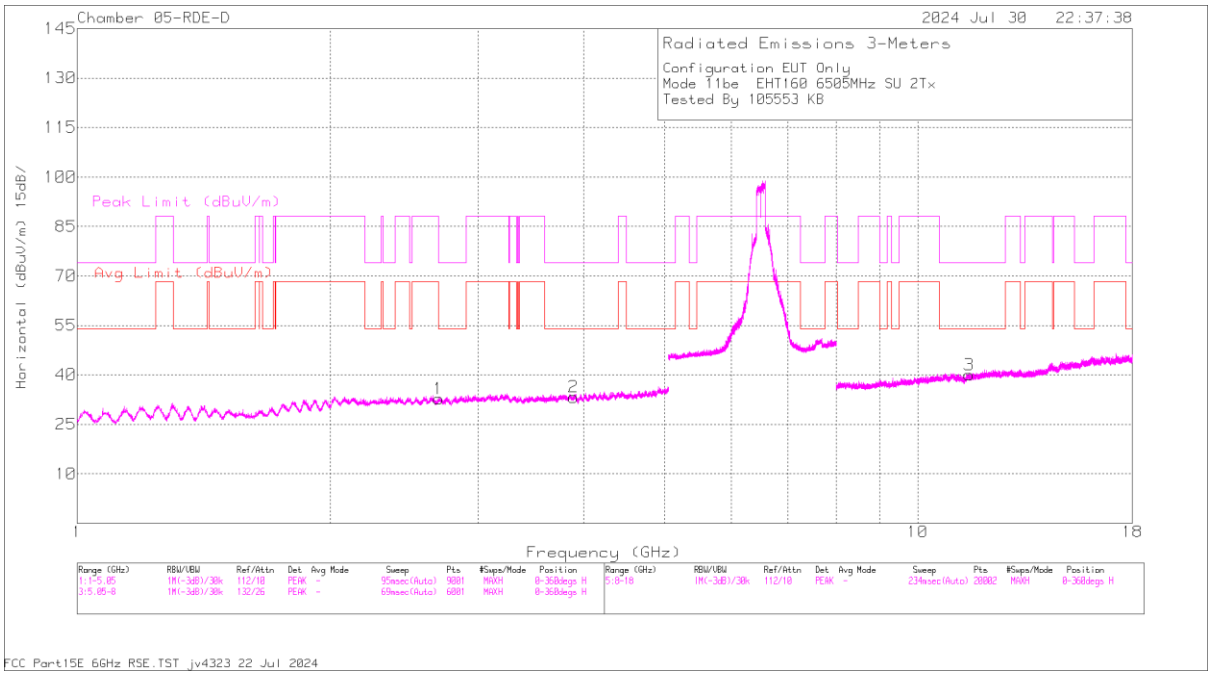

HORIZONTAL

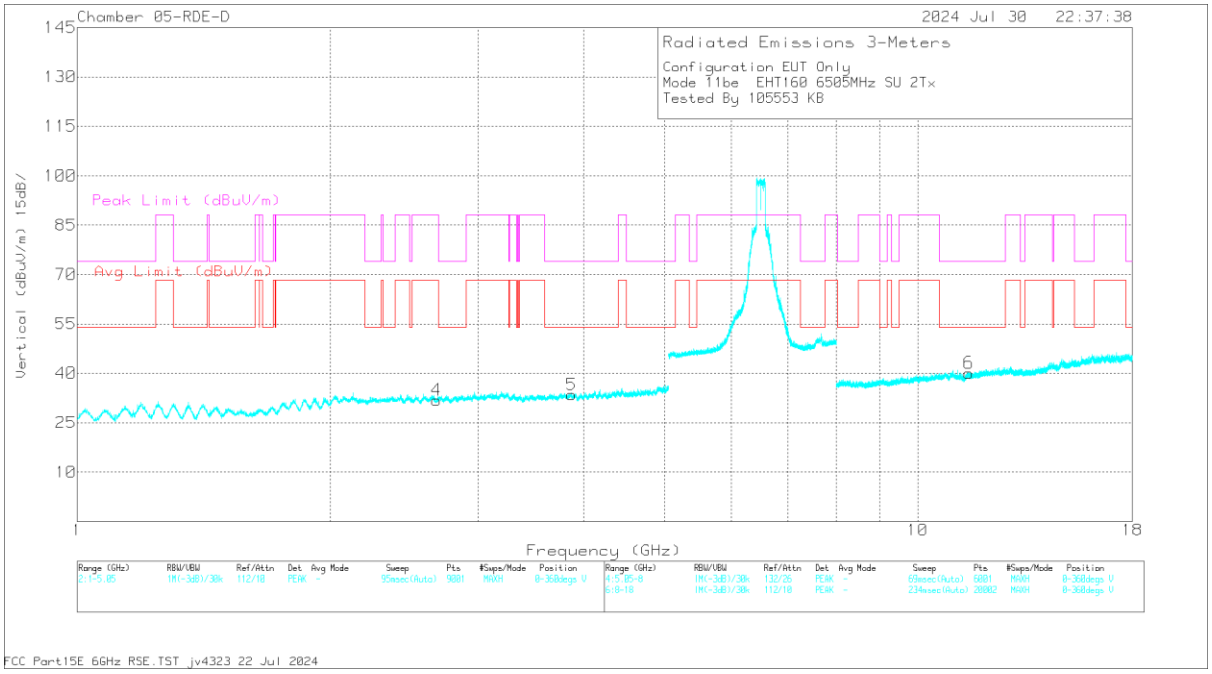

VERTICAL

UL VERIFICATION SERVICES
47173 Benicia Street, Fremont, CA 94538; USA TEL:(510) 319-4000 FAX:(510) 661-0888
This report shall not be reproduced except in full, without the written approval of UL VERIFICATION SERVICES

RADIATED EMISSIONS

Marker	Frequency (GHz)	Meter Reading (dBuV)	Det	230299 ACF (dB/m)	DCCF (dB)	Gain/Loss (dB)	Corrected Reading (dBuV/m)	Avg Limit (dBuV/m)	RMS Margin (dB)	Peak Limit (dBuV/m)	PK Margin (dB)	Azimuth (Degs)	Height (cm)	Polarity
2	* 3.890396	57.98	PK-U	33.5	0	-47.79	43.69	-	-	74	-30.31	251	225	H
	* 3.889637	46.22	ADR	33.5	.1	-47.81	32.01	54	-21.99	-	-	251	225	H
1	* 2.696383	60.98	PK-U	32.5	0	-49.98	43.5	-	-	74	-30.5	298	270	H
	* 2.694427	49.26	ADR	32.5	.1	-50	31.86	54	-22.14	-	-	298	270	H
4	* 2.677298	59.34	PK-U	32.6	0	-50	41.94	-	-	88.2	-46.26	243	267	V
	* 2.675009	48.08	ADR	32.6	.1	-50.01	30.77	68.2	-37.43	-	-	243	267	V
5	* 3.867579	58.63	PK-U	33.5	0	-47.99	44.14	-	-	74	-29.86	129	387	V
	* 3.868308	46.63	ADR	33.5	.1	-48	32.23	54	-21.77	-	-	129	387	V
3	* 11.511952	56.56	PK-U	37.9	0	-45.04	49.42	-	-	74	-24.58	187	180	H
	* 11.51256	44.85	ADR	37.9	.1	-45.08	37.77	54	-16.23	-	-	187	180	H
6	* 11.500254	56.47	PK-U	37.9	0	-44.97	49.4	-	-	74	-24.6	121	134	V
	* 11.502595	44.77	ADR	37.9	.1	-45.01	37.76	54	-16.24	-	-	121	134	V

* - indicates frequency in CFR47 Pt 15 / IC RSS-Restricted Band
PK-U - U-NII: Maximum Peak
ADR - U-NII AD primary method, RMS average

UL VERIFICATION SERVICES
47173 Benicia Street, Fremont, CA 94538; USA TEL:(510) 319-4000 FAX:(510) 661-0888
This report shall not be reproduced except in full, without the written approval of UL VERIFICATION SERVICES

1.1.7. 802.11be MIMO MODE IN UNII-7 BAND – SPURIOUS EMISSIONS

20MHz

UNII-7 (MIMO CDD)	Channel Frequency (MHz)	Ant. #	Frequency (GHz)	Meter Reading (dBuV)	Det	AF (dB/m)	DCCF (dB)	Amp/Cbl/ Fltr/Pad (dB)	Correct Reading (dBuV/m)	Avg Limit (dBuV/m)	Avg Margin (dB)	Pk Limit (dBuV/m)	Pk Margin (dB)	Azimuth (Degs)	Height (cm)	Polarity
11be (SU Mode / Highest Power)	6535	6 + 5	1.974958	49.87	ADR	31.5	0	-49.54	31.83	68.2	-36.37	-	-	350	185	H
			1.977393	61.28	PK-U	31.5	0	-49.57	43.21	-	-	88.2	-44.99	350	185	H
			1.964627	61.33	PK-U	31.5	0	-49.52	43.31	-	-	88.2	-44.89	101	307	V
			1.967007	49.75	ADR	31.5	0	-49.36	31.89	68.2	-36.31	-	-	101	307	V
			* 9.165586	55.38	PK-U	36.2	0	-44.37	47.21	-	-	74	-26.79	12	360	H
			* 9.166981	43.59	ADR	36.2	0	-44.54	35.25	54	-18.75	-	-	12	360	H
			* 16.014377	53.42	PK-U	41.2	0	-42.98	51.64	-	-	74	-22.36	188	236	H
			* 16.015022	41.95	ADR	41.2	0	-43.02	40.13	54	-13.87	-	-	188	236	H
			* 9.160652	55.04	PK-U	36.2	0	-44.52	46.72	-	-	74	-27.28	12	202	V
			* 9.163789	42.42	ADR	36.2	0	-44.51	34.11	54	-19.89	-	-	12	202	V
			* 15.959131	53.46	PK-U	41.1	0	-42.85	51.71	-	-	74	-22.29	37	301	V
			* 15.962617	41.73	ADR	41.1	0	-42.86	39.97	54	-14.03	-	-	37	301	V
	6715	6 + 5	* 2.354454	60.83	PK-U	32.1	0	-49.52	43.41	-	-	74	-30.59	132	354	H
			* 2.354064	49.08	ADR	32.1	0	-49.5	31.68	54	-22.32	-	-	132	354	H
			* 2.336371	60.39	PK-U	32.1	0	-49.51	42.98	-	-	74	-31.02	360	107	V
			* 2.337528	48.85	ADR	32.1	0	-49.55	31.4	54	-22.6	-	-	360	107	V
			* 10.69694	55.32	PK-U	38	0	-44.77	48.55	-	-	74	-25.45	360	376	H
			* 10.695129	43.75	ADR	38	0	-44.86	36.89	54	-17.11	-	-	360	376	H
			* 15.854618	53.63	PK-U	41	0	-43.02	51.61	-	-	74	-22.39	59	203	H
			* 15.853966	41.51	ADR	40.9	0	-43.11	39.3	54	-14.7	-	-	59	203	H
			* 10.658126	55.18	PK-U	38	0	-44.91	48.27	-	-	74	-25.73	119	371	V
			* 10.658048	43.88	ADR	38	0	-44.9	36.98	54	-17.02	-	-	119	371	V
			* 15.849338	53.65	PK-U	40.9	0	-43.1	51.45	-	-	74	-22.55	344	273	V
			* 15.850683	41.58	ADR	40.9	0	-42.91	39.57	54	-14.43	-	-	344	273	V
	6875 (Straddle)	6 + 5	* 3.64888	56.81	PK-U	33.3	0	-47.06	43.05	-	-	74	-30.95	244	244	H
			* 3.64918	45.14	ADR	33.3	0	-47.07	31.37	54	-22.63	-	-	244	244	H
			* 3.626623	56.54	PK-U	33.2	0	-47.16	42.58	-	-	74	-31.42	262	119	V
			* 3.626515	45.22	ADR	33.2	0	-47.16	31.26	54	-22.74	-	-	262	119	V
			* 9.179175	54.19	PK-U	36.2	0	-44.34	46.05	-	-	74	-27.95	150	291	H
			* 9.17994	42.7	ADR	36.2	0	-44.33	34.57	54	-19.43	-	-	150	291	H
			* 13.395463	53.59	PK-U	38.7	0	-44.16	48.13	-	-	74	-25.87	299	305	H
			* 13.394668	42.19	ADR	38.7	0	-44.12	36.77	54	-17.23	-	-	299	305	H
			* 9.147742	55.17	PK-U	36.2	0	-44.49	46.88	-	-	74	-27.12	68	335	V
			* 9.147226	43.81	ADR	36.2	0	-44.45	35.56	54	-18.44	-	-	68	335	V
			* 13.350177	53.09	PK-U	38.7	0	-43.94	47.85	-	-	74	-26.15	191	332	V
			* 13.348519	41.9	ADR	38.7	0	-43.88	36.72	54	-17.28	-	-	191	332	V
11be (Partial RU Mode / Highest PSD)	6535 (106+26T-Index 82)	6 + 5	3.686673	56.92	PK-U	33.3	0	-47.21	43.01	-	-	74	-30.99	344	262	H
			3.686862	57.28	PK-U	33.3	0	-47.18	43.4	-	-	74	-30.6	273	317	V
			3.687384	45.85	ADR	33.3	0	-47.12	32.03	54	-21.97	-	-	273	317	V
			3.688446	45.71	ADR	33.3	0	-47.1	31.91	54	-22.09	-	-	344	262	H
			9.434646	43.97	ADR	36.5	0	-45.03	35.44	54	-18.56	-	-	358	149	V
			9.435465	55.19	PK-U	36.5	0	-45.01	46.68	-	-	74	-27.32	358	149	V
			9.442601	56.24	PK-U	36.6	0	-45.17	47.67	-	-	74	-26.33	216	151	H
			9.442664	43.92	ADR	36.6	0	-45.18	35.34	54	-18.66	-	-	216	151	H
			12.184286	42.19	ADR	38.7	0	-43.43	37.46	54	-16.54	-	-	143	323	H
			12.184681	53.85	PK-U	38.7	0	-43.37	49.18	-	-	74	-24.82	143	323	H
			12.18661	42.03	ADR	38.7	0	-43.33	37.4	54	-16.6	-	-	101	368	V
			12.188287	53.57	PK-U	38.7	0	-43.34	48.93	-	-	74	-25.07	101	368	V
	6715 (106+26T-Index 82)	6 + 5	2.794815	59.27	PK-U	32.5	0	-48.7	43.07	-	-	74	-30.93	196	101	V
			2.795938	47.59	ADR	32.5	0	-48.71	31.38	54	-22.62	-	-	152	199	H
			2.795945	59.24	PK-U	32.5	0	-48.71	43.03	-	-	74	-30.97	152	199	H
			2.796795	47.74	ADR	32.5	0	-48.7	31.54	54	-22.46	-	-	196	101	V
			9.138689	55.38	PK-U	36.2	0	-44.45	47.13	-	-	74	-26.87	321	200	H
			9.139514	43.44	ADR	36.2	0	-44.46	35.18	54	-18.82	-	-	24	101	V
			9.139909	43.45	ADR	36.2	0	-44.46	35.19	54	-18.81	-	-	321	200	H
			9.14234	54.98	PK-U	36.2	0	-44.45	46.73	-	-	74	-27.27	24	101	V
			12.35369	41.15	ADR	38.7	0	-43.13	36.72	54	-17.28	-	-	120	101	H
			12.356536	52.57	PK-U	38.7	0	-43.03	48.24	-	-	74	-25.76	120	101	H
			12.35777	52.93	PK-U	38.7	0	-42.96	48.67	-	-	74	-25.33	104	200	V
			12.357793	41.58	ADR	38.7	0	-42.96	37.32	54	-16.68	-	-	104	200	V
	6875 (Straddle) (106+26T-Index 83)	6 + 5	2.803465	59.36	PK-U	32.5	0	-48.75	43.11	-	-	74	-30.89	56	257	H
			2.805614	47.99	ADR	32.5	0	-48.83	31.66	54	-22.34	-	-	56	257	H
			2.843523	59.13	PK-U	32.5	0	-48.67	42.96	-	-	74	-31.04	322	245	V
			2.843612	47.41	ADR	32.5	0	-48.67	31.24	54	-22.76	-	-	322	245	V
			8.192634	55.37	PK-U	35.9	0	-44.65	46.62	-	-	74	-27.38	329	368	H
			8.193031	43.51	ADR	35.9	0	-44.63	34.78	54	-19.22	-	-	329	368	H
			8.292796	54.87	PK-U	35.9	0	-44.78	45.99	-	-	74	-28.01	167	214	V
			8.293176	43.49	ADR	35.9	0	-44.76	34.63	54	-19.37	-	-	167	214	V
			11.036529	53.75	PK-U	37.8	0	-43.89	47.66	-	-	74	-26.34	288	209	H
			11.037043	42.21	ADR	37.8	0	-43.9	36.11	54	-17.89	-	-	288	209	H
			11.09203	42.37	ADR	37.8	0	-43.89	36.28	54	-17.72	-	-	257	136	V
			11.095132	53.77	PK-U	37.8	0	-43.91	47.66	-	-	74	-26.34	257	136	V

* - indicates frequency in CFR47 Pt 15 / IC RSS-Restricted Band
Pk - Peak detector
RMS - RMS detection

UL VERIFICATION SERVICES
47173 Benicia Street, Fremont, CA 94538; USA TEL:(510) 319-4000 FAX:(510) 661-0888
This report shall not be reproduced except in full, without the written approval of UL VERIFICATION SERVICES

HARMONICS AND SPURIOUS EMISSIONS (LOW CHANNEL / 6535MHz)

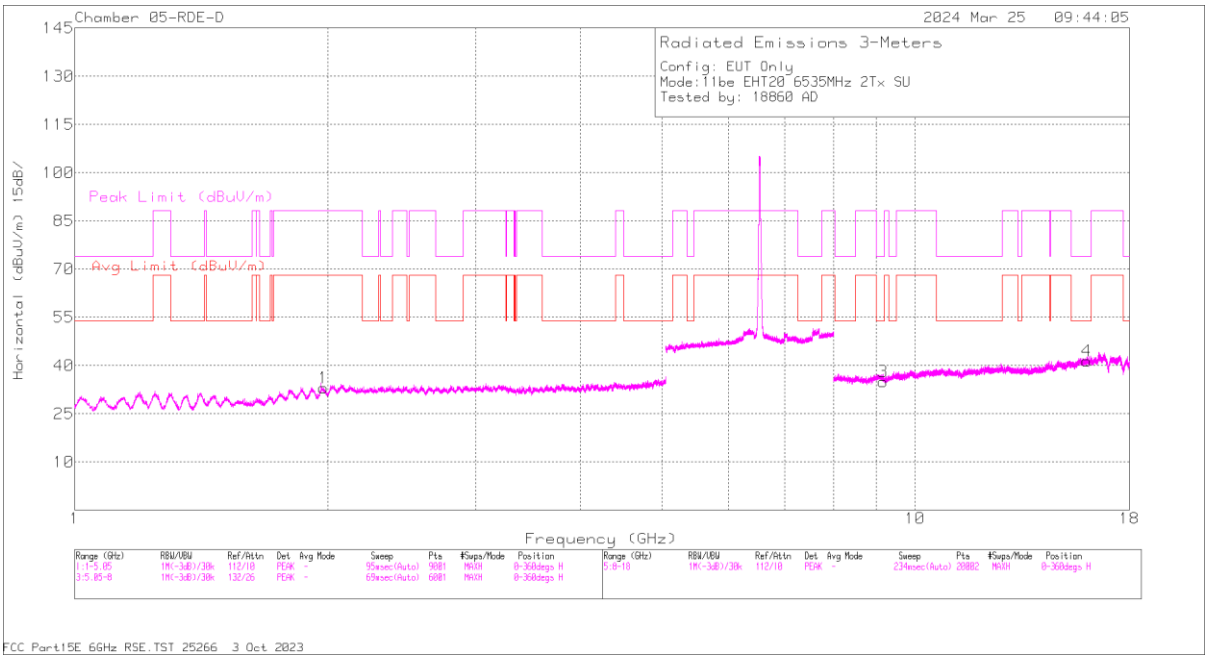

HORIZONTAL

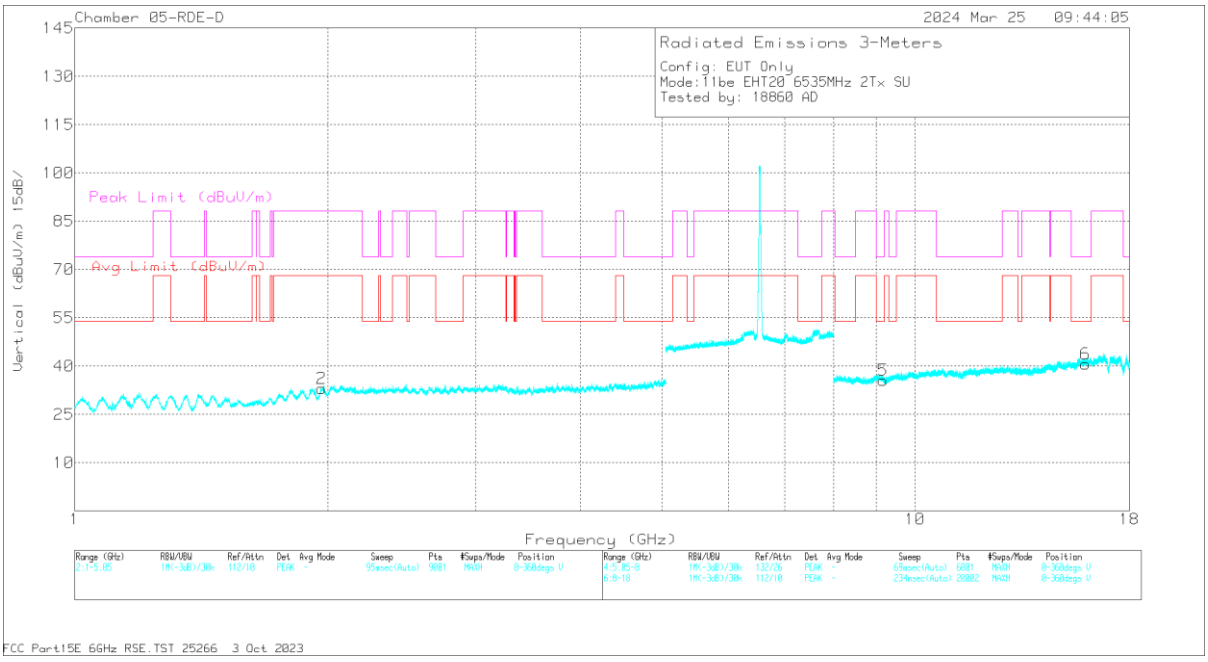

VERTICAL

UL VERIFICATION SERVICES
47173 Benicia Street, Fremont, CA 94538; USA TEL:(510) 319-4000 FAX:(510) 661-0888

This report shall not be reproduced except in full, without the written approval of UL VERIFICATION SERVICES

RADIATED EMISSIONS

Marker	Frequency (GHz)	Meter Reading (dBuV)	Det	230299 ACF (dB/m) 3mH	DCCF (dB)	Gain/Loss (dB)	Corrected Reading (dBuV/m)	Avg Limit (dBuV/m)	Margin (dB)	Peak Limit (dBuV/m)	PK Margin (dB)	Azimuth (Degs)	Height (cm)	Polarity
1	1.974958	49.87	ADR	31.5	0	-49.54	31.83	68.2	-36.37	-	-	350	185	H
	1.977393	61.28	PK-U	31.5	0	-49.57	43.21	-	-	88.2	-44.99	350	185	H
2	1.964627	61.33	PK-U	31.5	0	-49.52	43.31	-	-	88.2	-44.89	101	307	V
	1.967007	49.75	ADR	31.5	0	-49.36	31.89	68.2	-36.31	-	-	101	307	V
3	* 9.165586	55.38	PK-U	36.2	0	-44.37	47.21	-	-	74	-26.79	12	360	H
	* 9.166981	43.59	ADR	36.2	0	-44.54	35.25	54	-18.75	-	-	12	360	H
4	* 16.014377	53.42	PK-U	41.2	0	-42.98	51.64	-	-	74	-22.36	188	236	H
	* 16.015022	41.95	ADR	41.2	0	-43.02	40.13	54	-13.87	-	-	188	236	H
5	* 9.160652	55.04	PK-U	36.2	0	-44.52	46.72	-	-	74	-27.28	12	202	V
	* 9.163789	42.42	ADR	36.2	0	-44.51	34.11	54	-19.89	-	-	12	202	V
6	* 15.959131	53.46	PK-U	41.1	0	-42.85	51.71	-	-	74	-22.29	37	301	V
	* 15.962617	41.73	ADR	41.1	0	-42.86	39.97	54	-14.03	-	-	37	301	V

* - indicates frequency in CFR47 Pt 15 / IC RSS-Restricted Band
PK-U - U-NII: Maximum Peak
ADR - U-NII AD primary method, RMS average

UL VERIFICATION SERVICES
47173 Benicia Street, Fremont, CA 94538; USA TEL:(510) 319-4000 FAX:(510) 661-0888
This report shall not be reproduced except in full, without the written approval of UL VERIFICATION SERVICES

40MHz

UNII-7 (MIMO CDD)	Channel Frequency (MHz)	Ant. #	Frequency (GHz)	Meter Reading (dBuV)	Det	AF (dB/m)	DCCF (dB)	Amp/Cbl/ Fltr/Pad (dB)	Correct Reading (dBuV/m)	Avg Limit (dBuV/m)	Avg Margin (dB)	Pk Limit (dBuV/m)	Pk Margin (dB)	Azimuth (Degs)	Height (cm)	Polarity
11be (SU Mode / Highest Power)	6565	6 + 5	* 4002.166	42.47	PK-U	35.1	0	-25.51	52.06	-	-	74	-21.94	175	177	H
			* 3988.624	30.91	ADR	35	0	-25.48	40.43	54	-13.57	-	-	175	177	H
			* 4001.017	42.36	PK-U	35.1	0	-25.52	51.94	-	-	74	-22.06	220	102	V
			* 3993.277	30.8	ADR	35	0	-25.5	40.3	54	-13.7	-	-	220	102	V
			* 9094.911	56.11	PK-U	36.2	0	-45.46	46.85	-	-	74	-27.15	305	208	H
			* 9096.75	44.59	ADR	36.2	0	-45.55	35.24	54	-18.76	-	-	305	208	H
			* 12528.685	56.52	PK-U	39.3	0	-45.05	50.77	-	-	74	-23.23	13	323	H
			* 12564.991	45.01	ADR	39.4	0	-45.02	39.39	54	-14.61	-	-	13	323	H
			* 9080.842	56.21	PK-U	36.2	0	-45.36	47.05	-	-	74	-26.95	231	153	V
			* 9083.531	44.67	ADR	36.2	0	-45.47	35.4	54	-18.6	-	-	231	153	V
			* 12557.832	57.03	PK-U	39.3	0	-45.01	51.32	-	-	74	-22.68	150	387	V
			* 12563.948	45.09	ADR	39.4	0	-45	39.49	54	-14.51	-	-	150	387	V
	6685	6 + 5	* 3978.087	42.19	PK-U	34.9	0	-25.54	51.55	-	-	74	-22.45	292	329	H
			* 3996.46	30.81	ADR	35.1	0	-25.54	40.37	54	-13.63	-	-	292	329	H
			* 3989.829	42.42	PK-U	35	0	-25.48	51.94	-	-	74	-22.06	190	260	V
			* 3993.698	30.82	ADR	35.1	0	-25.5	40.42	54	-13.58	-	-	190	260	V
			* 9360.783	56.35	PK-U	36.4	0	-45.59	47.16	-	-	74	-26.84	155	306	H
			* 9350.754	45.08	ADR	36.4	0	-45.6	35.88	54	-18.12	-	-	155	306	H
			* 12345.501	56.53	PK-U	39	0	-44.77	50.76	-	-	74	-23.24	146	191	H
			* 12344.992	45.09	ADR	39	0	-44.77	39.32	54	-14.68	-	-	146	191	H
			* 9384.756	56.74	PK-U	36.4	0	-45.96	47.18	-	-	74	-26.82	193	381	V
			* 9347.292	44.99	ADR	36.4	0	-45.57	35.82	54	-18.18	-	-	193	381	V
			* 12338.639	56.51	PK-U	39	0	-44.73	50.78	-	-	74	-23.22	258	203	V
			* 12341.357	45.08	ADR	39	0	-44.72	39.36	54	-14.64	-	-	258	203	V
	6845	6 + 5	* 3983.101	42.73	PK-U	35	0	-25.65	52.08	-	-	74	-21.92	351	311	H
			* 3994.345	30.95	ADR	35.1	0	-25.63	40.42	54	-13.58	-	-	351	311	H
			* 3986.746	42.16	PK-U	35	0	-25.59	51.57	-	-	74	-22.43	328	210	V
			* 3987.414	30.67	ADR	35	0	-25.58	40.09	54	-13.91	-	-	328	210	V
			* 9449.454	56.93	PK-U	36.5	0	-45.9	47.53	-	-	74	-26.47	217	122	H
			* 9397.295	45.57	ADR	36.4	0	-45.84	36.13	54	-17.87	-	-	217	122	H
			* 9409.366	56.75	PK-U	36.5	0	-45.89	47.36	-	-	74	-26.64	129	340	V
			* 9421.293	45.31	ADR	36.5	0	-45.88	35.93	54	-18.07	-	-	129	340	V
			13660.642	57.02	PK-U	38.8	0	-43.94	51.88	-	-	88.2	-36.32	123	358	H
			13717.079	45.49	ADR	38.8	0	-43.42	40.87	68.2	-27.33	-	-	123	358	H
			13672.251	57.3	PK-U	38.8	0	-43.83	52.27	-	-	88.2	-35.93	34	106	V
			13690.463	45.42	ADR	38.8	0	-43.53	40.69	68.2	-27.51	-	-	34	106	V
11be (Partial RU Mode / Highest PSD)	6565 (106T-Index 53)	6 + 5	* 7.645117	57.03	PK-U	35.7	0	-32.3	60.43	-	-	74	-13.57	317	133	H
			* 7.64504	45.71	ADR	35.7	0	-32.3	49.11	54	-4.89	-	-	317	133	H
			* 7.653777	57.72	PK-U	35.7	0	-32.3	61.12	-	-	74	-12.88	325	182	V
			* 7.652465	45.82	ADR	35.7	0	-32.3	49.22	54	-4.78	-	-	325	182	V
			* 10.95065	53.91	PK-U	37.6	0	-42.27	49.24	-	-	74	-24.76	102	111	H
			*10.950196	42.3	ADR	37.6	0	-42.22	37.68	54	-16.32	-	-	102	111	H
			*10.941185	53.82	PK-U	37.6	0	-42.4	49.02	-	-	74	-24.98	147	215	V
			*10.939418	42.04	ADR	37.6	0	-42.34	37.3	54	-16.7	-	-	147	215	V
			2.57304	47.04	ADR	32.2	0	-47.1	32.14	68.2	-36.06	-	-	254	249	V
			2.574873	58.74	PK-U	32.3	0	-47.1	43.94	-	-	88.2	-44.26	254	249	V
			2.585466	58.67	PK-U	32.3	0	-46.9	44.07	-	-	88.2	-44.13	173	211	H
			2.585946	46.91	ADR	32.3	0	-46.9	32.31	68.2	-35.89	-	-	173	211	H
	6685 (106T-Index 53)	6 + 5	* 12.395726	52.51	PK-U	38.8	0	-41.2	50.11	-	-	74	-23.89	337	296	H
			* 12.395297	40.94	ADR	38.8	0	-41.2	38.54	54	-15.46	-	-	337	296	H
			* 12.398105	52.41	PK-U	38.8	0	-41.3	49.91	-	-	74	-24.09	201	245	V
			* 12.397054	41.07	ADR	38.8	0	-41.3	38.57	54	-15.43	-	-	201	245	V
			1.856341	59.5	PK-U	31.1	0	-46.97	43.63	-	-	88.2	-44.57	304	362	V
			1.856758	47.77	ADR	31.1	0	-46.92	31.95	68.2	-36.25	-	-	304	362	V
			1.857382	59.71	PK-U	31.1	0	-46.9	43.91	-	-	88.2	-44.29	295	117	H
			1.859704	47.75	ADR	31.1	0	-46.83	32.02	68.2	-36.18	-	-	295	117	H
			9.907316	54.32	PK-U	36.9	0	-42.87	48.35	-	-	88.2	-39.85	287	285	V
			9.908225	42.72	ADR	36.9	0	-42.78	36.84	68.2	-31.36	-	-	287	285	V
			9.931913	42.45	ADR	37	0	-42.6	36.85	68.2	-31.35	-	-	238	239	H
			9.935647	54.13	PK-U	37	0	-42.6	48.53	-	-	88.2	-39.67	238	239	H
	6845 (106T-Index 56)	6 + 5	1.860388	58.99	PK-U	31.1	0	-46.84	43.25	-	-	88.2	-44.95	286	355	H
			1.861269	47.65	ADR	31.1	0	-46.9	31.85	68.2	-36.35	-	-	286	355	H
			1.862597	47.63	ADR	31.1	0	-46.9	31.83	68.2	-36.37	-	-	284	361	V
			1.863175	59.7	PK-U	31.2	0	-46.9	44	-	-	88.2	-44.2	284	361	V
			9.682011	54.56	PK-U	36.6	0	-42.5	48.66	-	-	88.2	-39.54	282	110	V
			9.683004	42.97	ADR	36.6	0	-42.5	37.07	68.2	-31.13	-	-	282	110	V
			9.691698	54.69	PK-U	36.6	0	-42.5	48.79	-	-	88.2	-39.41	166	217	H
			9.691739	42.92	ADR	36.6	0	-42.5	37.02	68.2	-31.18	-	-	166	217	H
			14.342765	54.42	PK-U	39	0	-42.3	51.12	-	-	88.2	-37.08	155	230	V
			14.342897	43.04	ADR	39	0	-42.3	39.74	68.2	-28.46	-	-	155	230	V
			14.378008	54.43	PK-U	39	0	-42	51.43	-	-	88.2	-36.77	312	207	H
			14.38078	42.99	ADR	39.1	0	-41.92	40.17	68.2	-28.03	-	-	312	207	H

* - indicates frequency in CFR47 Pt 15 / IC RSS-Restricted Band
Pk - Peak detector
RMS - RMS detection

UL VERIFICATION SERVICES
47173 Benicia Street, Fremont, CA 94538; USA TEL:(510) 319-4000 FAX:(510) 661-0888
This report shall not be reproduced except in full, without the written approval of UL VERIFICATION SERVICES

HARMONICS AND SPURIOUS EMISSIONS (LOW CHANNEL / 6565MHz)

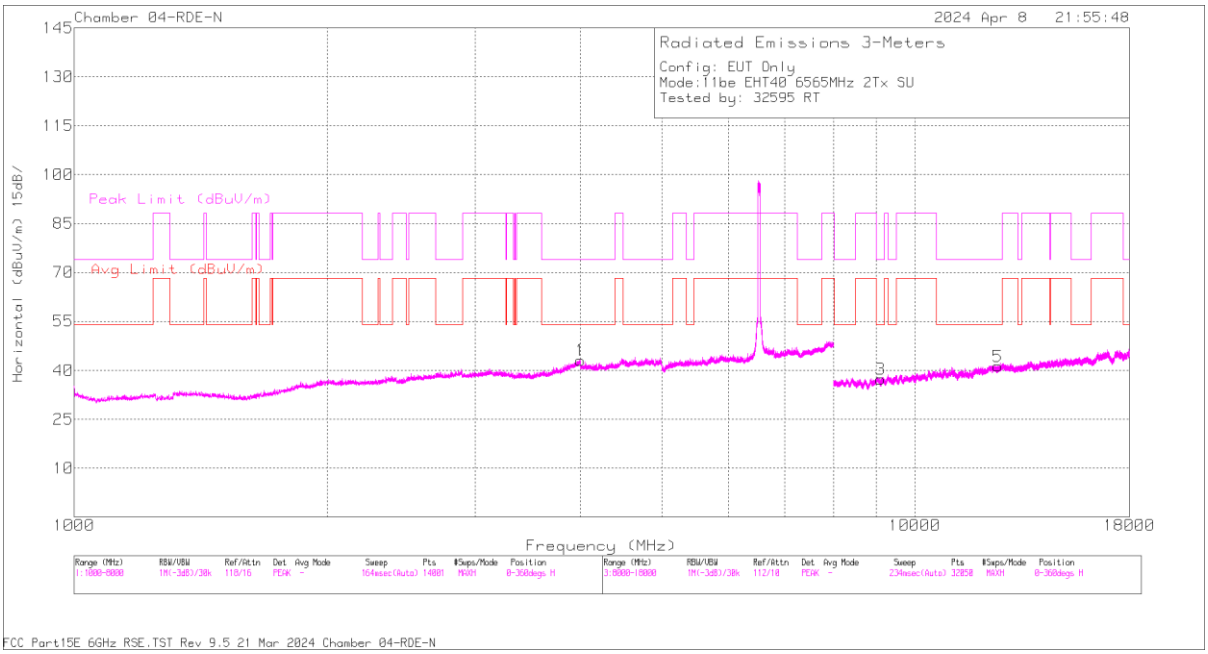

HORIZONTAL

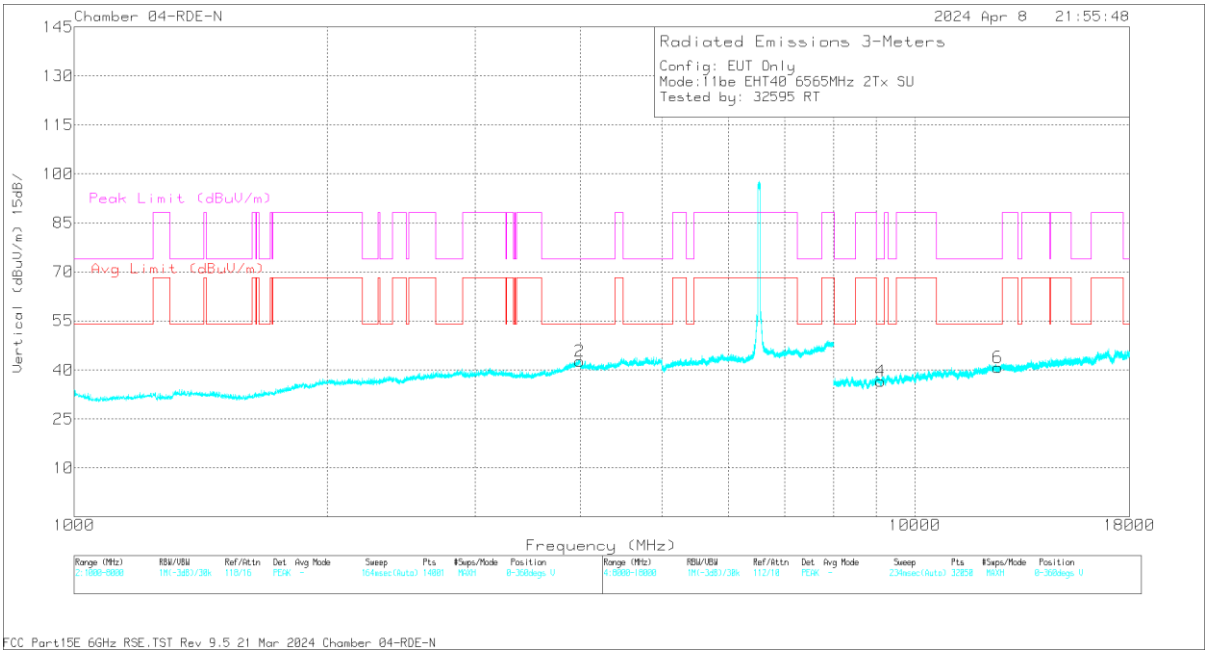

VERTICAL

UL VERIFICATION SERVICES
47173 Benicia Street, Fremont, CA 94538; USA TEL:(510) 319-4000 FAX:(510) 661-0888
This report shall not be reproduced except in full, without the written approval of UL VERIFICATION SERVICES

RADIATED EMISSIONS

Marker	Frequency (MHz)	Meter Reading (dBuV)	Det	223083 ACF (dB/m) 3m	DCCF (dB)	Gain/Loss (dB)	Corrected Reading (dBuV/m)	Avg Limit (dBuV/m)	Margin (dB)	Peak Limit (dBuV/m)	PK Margin (dB)	Azimuth (Degs)	Height (cm)	Polarity
1	* 4002.166	42.47	PK-U	35.1	0	-25.51	52.06	-	-	74	-21.94	175	177	H
	* 3988.624	30.91	ADR	35	0	-25.48	40.43	54	-13.57	-	-	175	177	H
2	* 4001.017	42.36	PK-U	35.1	0	-25.52	51.94	-	-	74	-22.06	220	102	V
	* 3993.277	30.8	ADR	35	0	-25.5	40.3	54	-13.7	-	-	220	102	V
3	* 9094.911	56.11	PK-U	36.2	0	-45.46	46.85	-	-	74	-27.15	305	208	H
	* 9096.75	44.59	ADR	36.2	0	-45.55	35.24	54	-18.76	-	-	305	208	H
5	* 12528.685	56.52	PK-U	39.3	0	-45.05	50.77	-	-	74	-23.23	13	323	H
	* 12564.991	45.01	ADR	39.4	0	-45.02	39.39	54	-14.61	-	-	13	323	H
4	* 9080.842	56.21	PK-U	36.2	0	-45.36	47.05	-	-	74	-26.95	231	153	V
	* 9083.531	44.67	ADR	36.2	0	-45.47	35.4	54	-18.6	-	-	231	153	V
6	* 12557.832	57.03	PK-U	39.3	0	-45.01	51.32	-	-	74	-22.68	150	387	V
	* 12563.948	45.09	ADR	39.4	0	-45	39.49	54	-14.51	-	-	150	387	V

* - indicates frequency in CFR47 Pt 15 / IC RSS-Restricted Band
PK-U - U-NII: Maximum Peak
ADR - U-NII AD primary method, RMS average

UL VERIFICATION SERVICES
47173 Benicia Street, Fremont, CA 94538; USA TEL:(510) 319-4000 FAX:(510) 661-0888
This report shall not be reproduced except in full, without the written approval of UL VERIFICATION SERVICES

80MHz

UNII-7 (MIMO CDD)	Channel Frequency (MHz)	Ant. #	Frequency (GHz)	Meter Reading (dBuV)	Det	AF (dB/m)	DCCF (dB)	Amp/Cbl/ Fltr/Pad (dB)	Correct Reading (dBuV/m)	Avg Limit (dBuV/m)	Avg Margin (dB)	Pk Limit (dBuV/m)	Pk Margin (dB)	Azimuth (Degs)	Height (cm)	Polarity
11be (SU Mode / Highest Power)	6545 (Straddle)	6 + 5	1.941845	50.06	ADR	31.5	0	-49.02	32.54	68.2	-35.66	-	-	130	391	H
			1.946276	61.48	PK-U	31.5	0	-48.87	44.11	-	-	88.2	-44.09	130	391	H
			*10.797353	46.28	ADR	38	0	-44.8	39.48	54	-14.52	-	-	220	204	H
			*10.799977	57.94	PK-U	37.9	0	-44.9	50.94	-	-	74	-23.06	220	204	H
			16.784673	44.15	ADR	41.9	0	-40.93	45.12	68.2	-23.08	-	-	252	106	H
			16.763939	55.54	PK-U	41.9	0	-41.1	56.34	-	-	88.2	-31.86	252	106	H
			*2.777007	48.45	ADR	32.1	0	-48.6	31.95	54	-22.05	-	-	266	283	V
			*2.770772	60.31	PK-U	32.1	0	-48.6	43.81	-	-	74	-30.19	266	283	V
			9.715639	46.24	ADR	36.8	0	-45.66	37.38	68.2	-30.82	-	-	222	103	V
			9.731373	57.89	PK-U	36.8	0	-44.84	49.85	-	-	88.2	-38.35	222	103	V
			17.173245	43.59	ADR	41.6	0	-39.9	45.29	68.2	-22.91	-	-	96	256	V
			17.180212	54.96	PK-U	41.6	0	-39.82	56.74	-	-	88.2	-31.46	96	256	V
	6705	6 + 5	1.888659	49.86	ADR	31.4	0	-48.83	32.43	68.2	-35.77	-	-	252	170	H
			1.893201	61.1	PK-U	31.4	0	-48.8	43.7	-	-	88.2	-44.5	252	170	H
			*3.985663	58.01	PK-U	33.4	0	-47.2	44.21	-	-	74	-29.79	17	270	V
			*4.011309	46.45	ADR	33.4	0	-47.3	32.55	54	-21.45	-	-	17	270	V
			*10.998937	57.43	PK-U	37.9	0	-44.41	50.92	-	-	74	-23.08	208	257	H
			*10.999425	45.38	ADR	37.9	0	-44.44	38.84	54	-15.16	-	-	208	257	H
			*11.045456	45.38	ADR	37.9	0	-43.7	39.58	54	-14.42	-	-	227	106	V
			*11.0466	56.89	PK-U	37.9	0	-43.7	51.09	-	-	74	-22.91	227	106	V
			16.759593	44.41	ADR	41.9	0	-41.2	45.11	68.2	-23.09	-	-	353	218	H
			16.771928	55.68	PK-U	41.9	0	-40.91	56.67	-	-	88.2	-31.53	353	218	H
			17.039834	55.66	PK-U	41.8	0	-40.6	56.86	-	-	88.2	-31.34	179	234	V
			17.048721	43.87	ADR	41.8	0	-40.5	45.17	68.2	-23.03	-	-	179	234	V
	6865 (Straddle)	6 + 5	* 11.901724	55.94	PK-U	38.3	0	-42.47	51.77	-	-	74	-22.23	360	101	H
			* 11.901032	43.98	ADR	38.3	0	-42.4	39.88	54	-14.12	-	-	360	101	H
			* 11.857703	55.34	PK-U	38.2	0	-42.7	50.84	-	-	74	-23.16	360	200	V
			* 11.858139	43.92	ADR	38.2	0	-42.69	39.43	54	-14.57	-	-	360	200	V
			8.652741	44.97	ADR	35.8	0	-44.35	36.42	68.2	-31.78	-	-	360	101	V
			8.653553	56.51	PK-U	35.8	0	-44.3	48.01	-	-	88.2	-40.19	360	101	V
			8.665016	44.96	ADR	35.8	0	-44.4	36.36	68.2	-31.84	-	-	360	101	H
			8.665819	57.27	PK-U	35.8	0	-44.4	48.67	-	-	88.2	-39.53	360	101	H
			16.914003	58.7	PK-U	42	0	-43.1	57.6	-	-	88.2	-30.6	360	101	H
			16.915527	46.77	ADR	42	0	-43.15	45.62	68.2	-22.58	-	-	360	101	H
			16.929942	46.76	ADR	41.9	0	-43	45.66	68.2	-22.54	-	-	360	101	V
			16.93293	58.6	PK-U	41.9	0	-43.01	57.49	-	-	88.2	-30.71	360	101	V
11be (Partial RU Mode / Highest PSD)	6545 (Straddle) (242T-Index 61)	6 + 5	* 10.964699	54.52	PK-U	37.6	0	-41.97	50.15	-	-	74	-23.85	186	171	H
			* 10.963778	42.19	ADR	37.6	0	-41.92	37.87	54	-16.13	-	-	186	171	H
			* 10.951943	54.13	PK-U	37.6	0	-42.21	49.52	-	-	74	-24.48	92	329	V
			* 10.951173	42.31	ADR	37.6	0	-42.28	37.63	54	-16.37	-	-	92	329	V
			1.97177	47.53	ADR	31.5	0	-47.08	31.95	68.2	-36.25	-	-	104	160	H
			1.9719	58.92	PK-U	31.5	0	-47.09	43.33	-	-	88.2	-44.87	153	347	V
			1.972775	59.4	PK-U	31.5	0	-47.1	43.8	-	-	88.2	-44.4	104	160	H
			1.974562	47.63	ADR	31.5	0	-47.1	32.03	68.2	-36.17	-	-	153	347	V
			14.393202	43.12	ADR	39.1	0	-42.1	40.12	68.2	-28.08	-	-	8	130	V
			14.394603	54.57	PK-U	39.1	0	-42.16	51.51	-	-	88.2	-36.69	8	130	V
			14.40371	43.4	ADR	39.1	0	-42.27	40.23	68.2	-27.97	-	-	189	392	H
			14.406219	54.6	PK-U	39.1	0	-42.3	51.4	-	-	88.2	-36.8	189	392	H
	6705 (242T-Index 61)	6 + 5	* 1	56.85	PK-U	27.6	0	-47	37.45	-	-	74	-36.55	79	168	H
			* 1	45.06	ADR	27.6	0	-47	25.66	54	-28.34	-	-	79	168	H
			* 10.947238	54.03	PK-U	37.6	0	-42.3	49.33	-	-	74	-24.67	7	299	H
			* 10.947308	42.24	ADR	37.6	0	-42.3	37.54	54	-16.46	-	-	7	299	H
			* 10.920302	53.51	PK-U	37.6	0	-42.5	48.61	-	-	74	-25.39	317	156	V
			* 10.918879	42.07	ADR	37.6	0	-42.51	37.16	54	-16.84	-	-	317	156	V
			1.964029	59.17	PK-U	31.5	0	-47	43.67	-	-	88.2	-44.53	257	353	V
			1.96751	47.85	ADR	31.5	0	-47.15	32.2	68.2	-36	-	-	257	353	V
			12.976865	42.35	ADR	38.9	0	-42.2	39.05	68.2	-29.15	-	-	67	120	V
			12.976952	54.35	PK-U	38.9	0	-42.2	51.05	-	-	88.2	-37.15	67	120	V
	6865 (Straddle) (242T-Index 64)	6 + 5	* 2.656139	60.28	PK-U	32.5	0	-49.91	42.87	-	-	88.2	-45.33	244	233	H
			* 2.656347	48.79	ADR	32.5	0	-49.9	31.39	68.2	-36.81	-	-	244	233	H
			* 4.130774	58.96	PK-U	33.4	0	-47.66	44.7	-	-	74	-29.3	353	296	H
			* 4.129095	47.1	ADR	33.4	0	-47.65	32.85	54	-21.15	-	-	353	296	H
			* 4.092555	58.41	PK-U	33.4	0	-47.95	43.86	-	-	74	-30.14	302	261	V
			* 4.093043	46.71	ADR	33.4	0	-47.95	32.16	54	-21.84	-	-	302	261	V
			* 11.031742	56.83	PK-U	37.8	0	-45.15	49.48	-	-	74	-24.52	15	189	H
			* 11.033039	45.33	ADR	37.8	0	-45.12	38.01	54	-15.99	-	-	15	189	H
			* 10.970996	57.22	PK-U	37.9	0	-45.61	49.51	-	-	74	-24.49	265	254	V
			* 10.970999	45.91	ADR	37.9	0	-45.61	38.2	54	-15.8	-	-	265	254	V
			2.647261	49.24	ADR	32.5	0	-49.96	31.78	68.2	-36.42	-	-	300	395	V
			2.647695	60.88	PK-U	32.5	0	-49.97	43.41	-	-	88.2	-44.79	300	395	V

* - indicates frequency in CFR47 Pt 15 / IC RSS-Restricted Band
Pk - Peak detector
RMS - RMS detection

UL VERIFICATION SERVICES
47173 Benicia Street, Fremont, CA 94538; USA TEL:(510) 319-4000 FAX:(510) 661-0888
This report shall not be reproduced except in full, without the written approval of UL VERIFICATION SERVICES

HARMONICS AND SPURIOUS EMISSIONS (STRADDLE CHANNEL / 6545MHz)

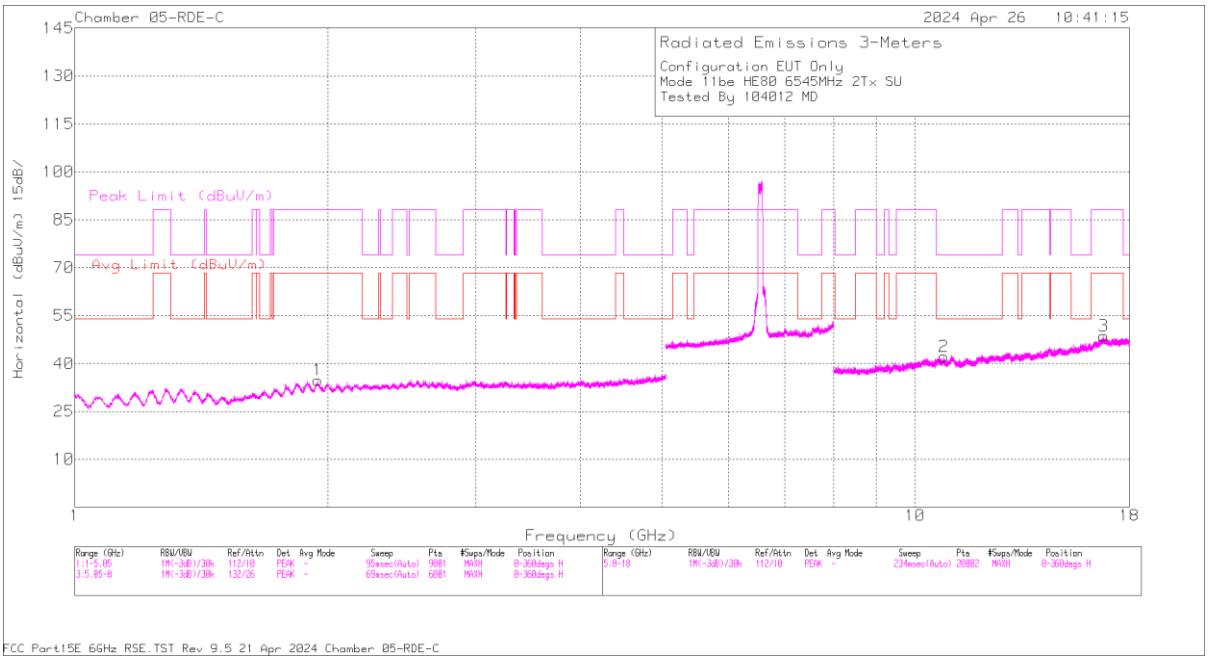

HORIZONTAL

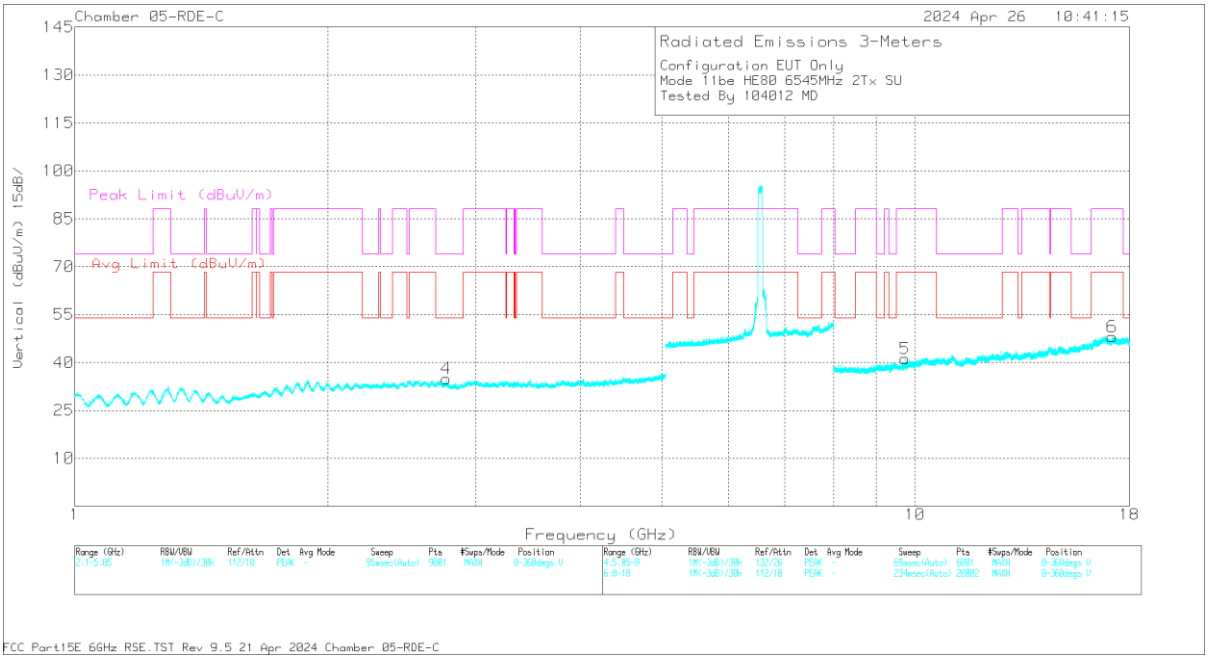

VERTICAL

UL VERIFICATION SERVICES
47173 Benicia Street, Fremont, CA 94538; USA TEL:(510) 319-4000 FAX:(510) 661-0888
This report shall not be reproduced except in full, without the written approval of UL VERIFICATION SERVICES

RADIATED EMISSIONS

Marker	Frequency (GHz)	Meter Reading (dBuV)	Det	81887 ACF 3m (dB/m)	DCCF (dB)	Gain/Loss (dB)	Corrected Reading (dBuV/m)	Avg Limit (dBuV/m)	Margin (dB)	Peak Limit (dBuV/m)	PK Margin (dB)	Azimuth (Degs)	Height (cm)	Polarity
1	1.941845	50.06	ADR	31.5	0	-49.02	32.54	68.2	-35.66	-	-	130	391	H
	1.946276	61.48	PK-U	31.5	0	-48.87	44.11	-	-	88.2	-44.09	130	391	H
2	*10.797353	46.28	ADR	38	0	-44.8	39.48	54	-14.52	-	-	220	204	H
	*10.799977	57.94	PK-U	37.9	0	-44.9	50.94	-	-	74	-23.06	220	204	H
3	16.784673	44.15	ADR	41.9	0	-40.93	45.12	68.2	-23.08	-	-	252	106	H
	16.763939	55.54	PK-U	41.9	0	-41.1	56.34	-	-	88.2	-31.86	252	106	H
4	*2.777007	48.45	ADR	32.1	0	-48.6	31.95	54	-22.05	-	-	266	283	V
	*2.770772	60.31	PK-U	32.1	0	-48.6	43.81	-	-	74	-30.19	266	283	V
5	9.715639	46.24	ADR	36.8	0	-45.66	37.38	68.2	-30.82	-	-	222	103	V
	9.731373	57.89	PK-U	36.8	0	-44.84	49.85	-	-	88.2	-38.35	222	103	V
6	17.173245	43.59	ADR	41.6	0	-39.9	45.29	68.2	-22.91	-	-	96	256	V
	17.180212	54.96	PK-U	41.6	0	-39.82	56.74	-	-	88.2	-31.46	96	256	V

PK-U - U-NII: Maximum Peak
ADR - U-NII AD primary method, RMS average

UL VERIFICATION SERVICES
47173 Benicia Street, Fremont, CA 94538; USA TEL:(510) 319-4000 FAX:(510) 661-0888
This report shall not be reproduced except in full, without the written approval of UL VERIFICATION SERVICES

160MHz

UNII-7 (MIMO CDD)	Channel Frequency (MHz)	Ant. #	Frequency (GHz)	Meter Reading (dBuV)	Det	80707 ACF (dB/m)	DCCF (dB)	Gain/Loss (dB)	Correct Reading (dBuV/m)	Avg Limit (dBuV/m)	Avg Margin (dB)	Pk Limit (dBuV/m)	Pk Margin (dB)	Azimuth (Degs)	Height (cm)	Polarity
11be (SU Mode / Highest Power)	6665	6 + 5	1.894997	66.06	PK-U	31.2	0	-49.39	47.87	-	-	88.2	-40.33	220	158	V
			1.895164	48.3	ADR	31.2	0.1	-49.39	30.21	68.2	-37.99	-	-	220	158	V
			1.895553	63.01	PK-U	31.2	0	-49.39	44.82	-	-	88.2	-43.38	298	235	H
			1.898144	48.69	ADR	31.2	0.1	-49.48	30.51	68.2	-37.69	-	-	298	235	H
			* 12.350355	42.61	ADR	39.2	0.1	-43.22	38.39	54	-15.61	-	-	268	345	V
			* 12.352891	54.09	PK-U	39.2	0	-43.01	49.98	-	-	74	-24.02	268	345	V
			* 12.351675	42.68	ADR	39.2	0.1	-43.13	38.55	54	-15.45	-	-	333	170	H
			* 12.353082	54.85	PK-U	39.2	0	-42.8	50.85	-	-	74	-23.15	333	170	H
			* 9.372252	45.31	ADR	36.4	0.1	-44.98	36.43	54	-17.57	-	-	120	335	V
			* 9.37542	56.55	PK-U	36.4	0	-44.99	47.56	-	-	74	-26.44	120	335	V
			* 9.374013	45.29	ADR	36.4	0.1	-45.01	36.38	54	-17.62	-	-	313	109	H
			* 9.374308	56.8	PK-U	36.4	0	-44.99	47.81	-	-	74	-26.19	313	109	H
	6825 (Straddle)	6 + 5	* 2.312653	62.49	PK-U	31.8	0	-49.64	44.65	-	-	74	-29.35	166	124	V
			* 2.310671	51.22	ADR	31.8	0.1	-49.7	33.42	54	-20.58	-	-	166	124	V
			2.304584	51.56	ADR	31.8	0.1	-49.57	33.89	68.2	-34.31	-	-	18	147	H
			2.305032	63.06	PK-U	31.8	0	-49.6	45.26	-	-	88.2	-42.94	18	147	H
			* 12.510587	54.75	PK-U	39.2	0	-42.3	51.65	-	-	74	-22.35	122	375	H
			* 12.507175	42.98	ADR	39.2	0.1	-42.32	39.96	54	-14.04	-	-	122	375	H
			* 12.501887	54.71	PK-U	39.2	0	-42.17	51.74	-	-	74	-22.26	119	253	V
			* 12.501554	43.16	ADR	39.2	0.1	-42.18	40.28	54	-13.72	-	-	119	253	V
			9.591562	44.64	ADR	37.1	0.1	-45.25	36.59	68.2	-31.61	-	-	142	143	V
			9.591653	56.29	PK-U	37.1	0	-45.24	48.15	-	-	88.2	-40.05	142	143	V
			9.61347	55.94	PK-U	37.1	0	-45.28	47.76	-	-	88.2	-40.44	109	210	H
			9.61348	44.66	ADR	37.1	0.1	-45.28	36.58	68.2	-31.62	-	-	109	210	H
11be (Partial RU Mode / Highest PSD)	6665 (106+26T Index 82)	6 + 5	* 4.638915	58.38	PK-U	34.1	0	-47.7	44.78	-	-	74	-29.22	290	157	H
			* 4.641158	46.72	ADR	34.1	0	-47.72	33.1	54	-20.9	-	-	290	157	H
			* 11.098066	56.6	PK-U	37.9	0	-43.1	51.4	-	-	74	-22.6	312	276	H
			* 11.099786	44.47	ADR	37.9	0	-43.1	39.27	54	-14.73	-	-	312	276	H
			* 15.716771	53.89	PK-U	40.5	0	-41.82	52.57	-	-	74	-21.43	252	324	H
			* 15.716862	42.7	ADR	40.5	0	-41.81	41.39	54	-12.61	-	-	252	324	H
			* 4.656488	58.34	PK-U	34.1	0	-47.9	44.54	-	-	74	-29.46	142	102	V
			* 4.654194	47.14	ADR	34.1	0	-47.9	33.34	54	-20.66	-	-	142	102	V
			* 11.139127	55.94	PK-U	37.9	0	-43.01	50.83	-	-	74	-23.17	223	285	V
			* 11.137415	44.02	ADR	37.9	0	-42.94	38.98	54	-15.02	-	-	223	285	V
			* 15.637715	54.89	PK-U	40.4	0	-42	53.29	-	-	74	-20.71	199	392	V
			* 15.636845	43.16	ADR	40.4	0	-42	41.56	54	-12.44	-	-	199	392	V
	6825 (Straddle) (106+26T Index 89)	6 + 5	* 2.708897	60.21	PK-U	32.5	0	-49.8	42.91	-	-	74	-31.09	170	246	H
			* 2.709774	48.54	ADR	32.5	0	-49.82	31.22	54	-22.78	-	-	170	246	H
			* 4.242786	57.97	PK-U	33.5	0	-47.07	44.4	-	-	74	-29.6	189	399	H
			* 4.24384	45.99	ADR	33.5	0	-47.06	32.43	54	-21.57	-	-	189	399	H
			* 2.698438	60.57	PK-U	32.5	0	-49.95	43.12	-	-	74	-30.88	77	236	V
			* 2.69813	49.1	ADR	32.5	0	-49.94	31.66	54	-22.34	-	-	77	236	V
			* 4.233038	57.9	PK-U	33.5	0	-47.31	44.09	-	-	74	-29.91	252	221	V
			* 4.234475	46.38	ADR	33.5	0	-47.22	32.66	54	-21.34	-	-	252	221	V
			* 11.060525	56.64	PK-U	37.8	0	-45.4	49.04	-	-	74	-24.96	308	335	H
			* 11.061418	44.92	ADR	37.8	0	-45.43	37.29	54	-16.71	-	-	308	335	H
			* 11.004351	56.94	PK-U	37.9	0	-45.16	49.68	-	-	74	-24.32	347	349	V
			* 11.003495	45.5	ADR	37.9	0	-45.15	38.25	54	-15.75	-	-	347	349	V

* - indicates frequency in CFR47 Pt 15 / IC RSS-Restricted Band
Pk - Peak detector
RMS - RMS detection

UL VERIFICATION SERVICES
47173 Benicia Street, Fremont, CA 94538; USA TEL:(510) 319-4000 FAX:(510) 661-0888
This report shall not be reproduced except in full, without the written approval of UL VERIFICATION SERVICES

HARMONICS AND SPURIOUS EMISSIONS (LOW CHANNEL / 6665MHz)

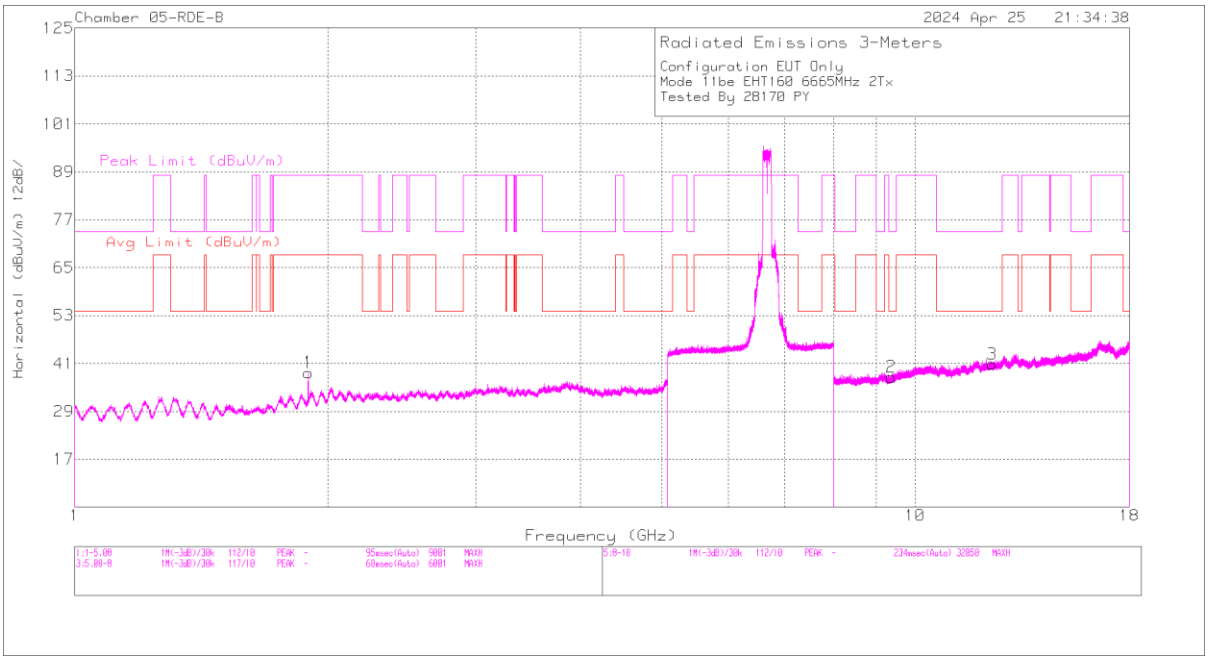

HORIZONTAL

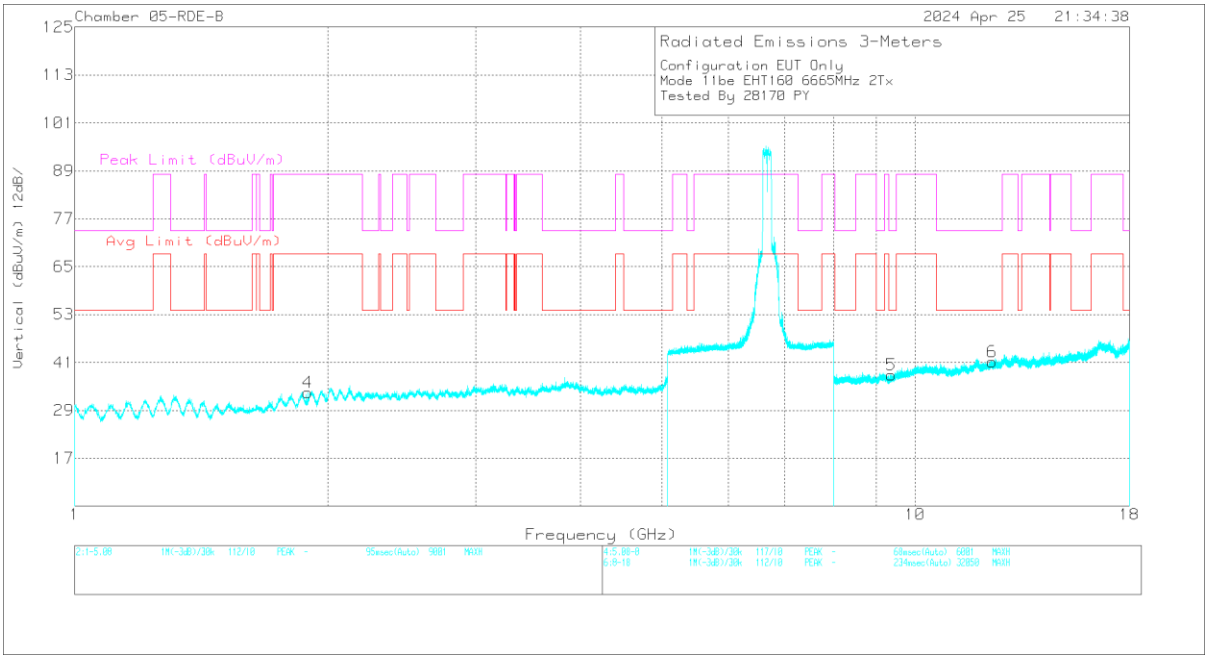

VERTICAL

UL VERIFICATION SERVICES
47173 Benicia Street, Fremont, CA 94538; USA TEL:(510) 319-4000 FAX:(510) 661-0888

This report shall not be reproduced except in full, without the written approval of UL VERIFICATION SERVICES

RADIATED EMISSIONS

Marker	Frequency (GHz)	Meter Reading (dBuV)	Det	80707 ACF (dB/m)	DCCF (dB)	Gain/Loss (dB)	Corrected Reading (dBuV/m)	Avg Limit (dBuV/m)	Margin (dB)	Peak Limit (dBuV/m)	PK Margin (dB)	Azimuth (Degs)	Height (cm)	Polarity
4	1.894997	66.06	PK-U	31.2	0	-49.39	47.87	-	-	88.2	-40.33	220	158	V
	1.895164	48.3	ADR	31.2	0.1	-49.39	30.21	68.2	-37.99	-	-	220	158	V
1	1.895553	63.01	PK-U	31.2	0	-49.39	44.82	-	-	88.2	-43.38	298	235	H
	1.898144	48.69	ADR	31.2	0.1	-49.48	30.51	68.2	-37.69	-	-	298	235	H

Marker	Frequency (GHz)	Meter Reading (dBuV)	Det	80707 ACF (dB/m)	8 GHz HPF (dB)	DCCF (dB)	Gain/Loss (dB)	Corrected Reading (dBuV/m)	Avg Limit (dBuV/m)	Margin (dB)	Peak Limit (dBuV/m)	PK Margin (dB)	Azimuth (Degs)	Height (cm)	Polarity
6	* 12.350355	42.61	ADR	39.2	.3	0.1	-43.22	38.39	54	-15.61	-	-	268	345	V
	* 12.352891	54.09	PK-U	39.2	.3	0	-43.01	49.98	-	-	74	-24.02	268	345	V
3	* 12.351675	42.68	ADR	39.2	.3	0.1	-43.13	38.55	54	-15.45	-	-	333	170	H
	* 12.353082	54.85	PK-U	39.2	.4	0	-42.8	50.85	-	-	74	-23.15	333	170	H
5	* 9.372252	45.31	ADR	36.4	.4	0.1	-44.98	36.43	54	-17.57	-	-	120	335	V
	* 9.37542	56.55	PK-U	36.4	.4	0	-44.99	47.56	-	-	74	-26.44	120	335	V
2	* 9.374013	45.29	ADR	36.4	.4	0.1	-45.01	36.38	54	-17.62	-	-	313	109	H
	* 9.374308	56.8	PK-U	36.4	.4	0	-44.99	47.81	-	-	74	-26.19	313	109	H

* - indicates frequency in CFR47 Pt 15 / IC RSS-Restricted Band
PK-U - U-NII: Maximum Peak
ADR - U-NII AD primary method, RMS average

UL VERIFICATION SERVICES
47173 Benicia Street, Fremont, CA 94538; USA TEL:(510) 319-4000 FAX:(510) 661-0888
This report shall not be reproduced except in full, without the written approval of UL VERIFICATION SERVICES

1.1.8. 802.11be SISO SU MODE IN UNII-8 BAND – BANDEDGE

UNII-8 (SISO)	Channel Frequency (MHz)	Ant. #	Frequency (GHz)	Meter Reading (dBm)	Det	AF (dB/m)	Conversion Factor (dB)	DCCF (dB)	Gain/Loss (dB)	Correct Reading EIRP (dBm)	Avg Limit (dBm)	Avg Margin (dB)	Pk Limit (dBm)	Pk Margin (dB)	Azimuth (Degs)	Height (cm)	Polarity
EHT20 (SU Mode)	7115	6	7.125	-30.55	Pk	35.7	11.8	0	-37.49	-20.54	-	-	-7	-13.54	266	142	H
			7.125	-41.87	RMS	35.7	11.8	0.56	-37.49	-31.3	-27	-4.3	-	-	266	142	H
			7.125068	-30.55	Pk	35.7	11.8	0	-37.49	-20.54	-	-	-7	-13.54	266	142	H
			7.125068	-42.89	RMS	35.7	11.8	0.56	-37.49	-32.32	-27	-5.32	-	-	266	142	H
			7.125	-29.89	Pk	35.7	11.8	0	-37.49	-19.88	-	-	-7	-12.88	358	227	V
			7.125	-40.16	RMS	35.7	11.8	0.56	-37.49	-29.59	-27	-2.59	-	-	358	227	V
			7.125068	-41.02	RMS	35.7	11.8	0.56	-37.49	-30.45	-27	-3.45	-	-	358	227	V
			7.125145	-28.42	Pk	35.7	11.8	0	-37.49	-18.41	-	-	-7	-11.41	358	227	V
		5	7.125	-29.81	Pk	35.7	11.8	0	-37.49	-19.8	-	-	-7	-12.8	22	286	H
			7.125	-40.98	RMS	35.7	11.8	0.56	-37.49	-30.41	-27	-3.41	-	-	22	286	H
			7.125068	-30.87	Pk	35.7	11.8	0	-37.49	-20.86	-	-	-7	-13.86	22	286	H
			7.125068	-42.46	RMS	35.7	11.8	0.56	-37.49	-31.89	-27	-4.89	-	-	22	286	H
			7.125	-37.58	Pk	35.7	11.8	0	-37.49	-27.57	-	-	-7	-20.57	176	122	V
			7.125	-48.45	RMS	35.7	11.8	0.56	-37.49	-37.88	-27	-10.88	-	-	176	122	V
			7.296724	-59.25	RMS	35.5	11.8	0.56	-37.94	-49.33	-41.2	-8.13	-	-	176	122	V
			7.335301	-47.26	Pk	35.5	11.8	0	-38.05	-38.01	-	-	-21.2	-16.81	176	122	V
EHT40 (SU Mode)	7085	6	7.125	-27.29	Pk	35.7	11.8	0	-37.49	-17.28	-	-	-7	-10.28	105	147	H
			7.125379	-24.45	Pk	35.7	11.8	0	-37.5	-14.45	-	-	-7	-7.45	105	147	H
			7.125	-42.71	RMS	35.7	11.8	0.61	-37.49	-32.09	-27	-5.09	-	-	105	147	H
			7.125068	-42.17	RMS	35.7	11.8	0.61	-37.49	-31.55	-27	-4.55	-	-	105	147	H
			7.125	-26.74	Pk	35.7	11.8	0	-37.49	-16.73	-	-	-7	-9.73	192	215	V
			7.125534	-23.99	Pk	35.7	11.8	0	-37.51	-14	-	-	-7	-7	192	215	V
			7.125	-42.37	RMS	35.7	11.8	0.61	-37.49	-31.75	-27	-4.75	-	-	192	215	V
			7.125068	-40.78	RMS	35.7	11.8	0.61	-37.49	-30.16	-27	-3.16	-	-	192	215	V
		5	7.125	-24.36	Pk	35.7	11.8	0	-37.49	-14.35	-	-	-7	-7.35	146	122	H
			7.125145	-24.31	Pk	35.7	11.8	0	-37.49	-14.3	-	-	-7	-7.3	146	122	H
			7.125	-41.38	RMS	35.7	11.8	0.61	-37.49	-30.76	-27	-3.76	-	-	146	122	H
			7.125379	-40.73	RMS	35.7	11.8	0.61	-37.5	-30.12	-27	-3.12	-	-	146	122	H
			7.125	-32.36	Pk	35.7	11.8	0	-37.49	-22.35	-	-	-7	-15.35	353	140	V
			7.125145	-32.65	Pk	35.7	11.8	0	-37.49	-22.64	-	-	-7	-15.64	353	140	V
			7.125	-50.29	RMS	35.7	11.8	0.61	-37.49	-39.67	-27	-12.67	-	-	353	140	V
			7.264368	-59.49	RMS	35.6	11.8	0.61	-37.77	-49.25	-41.2	-8.05	-	-	353	140	V
EHT80 (SU Mode)	7025	6	7.125	-34.83	Pk	35.7	11.8	0	-37.49	-24.82	-	-	-7	-17.82	283	137	H
			7.52158	-46.75	Pk	35.6	11.8	0	-38.26	-37.61	-	-	-21.2	-16.41	283	137	H
			7.125	-51	RMS	35.7	11.8	0.58	-37.49	-40.41	-27	-13.41	-	-	283	137	H
			7.425135	-59.42	RMS	35.5	11.8	0.58	-38.04	-49.58	-41.2	-8.38	-	-	283	137	H
			7.125	-35.82	Pk	35.7	11.8	0	-37.49	-25.81	-	-	-7	-18.81	355	137	V
			7.126779	-32.83	Pk	35.7	11.8	0	-37.54	-22.87	-	-	-7	-15.87	355	137	V
			7.125	-50.04	RMS	35.7	11.8	0.58	-37.49	-39.45	-27	-12.45	-	-	355	137	V
			7.259468	-59.59	RMS	35.6	11.8	0.58	-37.89	-49.5	-41.2	-8.3	-	-	355	137	V
		5	7125	-38.14	Pk	35.7	11.8	0	-35.76	-26.4	-	-	-7	-19.4	337	153	H
			7497.624	-48.5	Pk	35.7	11.8	0	-35.35	-36.35	-	-	-21.2	-15.15	337	153	H
			7125	-52.46	RMS	35.7	11.8	0.58	-35.76	-40.14	-27	-13.14	-	-	337	153	H
			7365.168	-60.11	RMS	35.6	11.8	0.58	-35.49	-47.62	-41.2	-6.42	-	-	337	153	H
			7125	-44.4	Pk	35.7	11.8	0	-35.76	-32.66	-	-	-7	-25.66	146	131	V
			7492.024	-48.12	Pk	35.7	11.8	0	-35.45	-36.07	-	-	-21.2	-14.87	146	131	V
			7125	-57.85	RMS	35.7	11.8	0.58	-35.76	-45.53	-27	-18.53	-	-	146	131	V
			7358.324	-60.41	RMS	35.6	11.8	0.58	-35.45	-47.88	-41.2	-6.68	-	-	146	131	V
EHT160 (SU Mode)	6985	6	7.125	-29.54	Pk	35.7	11.8	0	-37.49	-19.53	-	-	-7	-12.53	186	179	H
			7.125145	-29.35	Pk	35.7	11.8	0	-37.49	-19.34	-	-	-7	-12.34	186	179	H
			7.125	-45.25	RMS	35.7	11.8	0.67	-37.49	-34.57	-27	-7.57	-	-	186	179	H
			7.126779	-43.51	RMS	35.7	11.8	0.67	-37.54	-32.88	-27	-5.88	-	-	186	179	H
			7.125	-26.61	Pk	35.7	11.8	0	-37.49	-16.6	-	-	-7	-9.6	177	203	V
			7.125068	-26.64	Pk	35.7	11.8	0	-37.49	-16.63	-	-	-7	-9.63	177	203	V
			7.125	-44.33	RMS	35.7	11.8	0.67	-37.49	-33.65	-27	-6.65	-	-	177	203	V
			7.132456	-40.2	RMS	35.7	11.8	0.67	-37.53	-29.56	-27	-2.56	-	-	177	203	V
		5	7.125	-26.69	Pk	35.7	11.8	0	-37.49	-16.68	-	-	-7	-9.68	332	117	H
			7.126079	-26.6	Pk	35.7	11.8	0	-37.52	-16.62	-	-	-7	-9.62	332	117	H
			7.125	-45.39	RMS	35.7	11.8	0.67	-37.49	-34.71	-27	-7.71	-	-	332	117	H
			7.130045	-40.85	RMS	35.7	11.8	0.67	-37.58	-30.26	-27	-3.26	-	-	332	117	H
			7.125	-34.88	Pk	35.7	11.8	0	-37.49	-24.87	-	-	-7	-17.87	166	142	V
			7.464568	-46.94	Pk	35.6	11.8	0	-38.22	-37.76	-	-	-21.2	-16.56	166	142	V
			7.125	-51.46	RMS	35.7	11.8	0.67	-37.49	-40.78	-27	-13.78	-	-	166	142	V
			7.250601	-59.4	RMS	35.6	11.8	0.67	-37.76	-49.09	-41.2	-7.89	-	-	166	142	V

* - indicates frequency in CFR47 Pt 15 / IC RSS-Restricted Band
Pk - Peak detector
RMS - RMS detection

UL VERIFICATION SERVICES
47173 Benicia Street, Fremont, CA 94538; USA TEL:(510) 319-4000 FAX:(510) 661-0888
This report shall not be reproduced except in full, without the written approval of UL VERIFICATION SERVICES

1TX Antenna 6 MODE: SU

BANDEDGE (HIGH CHANNEL / 6985MHz)

HORIZONTAL RESULT

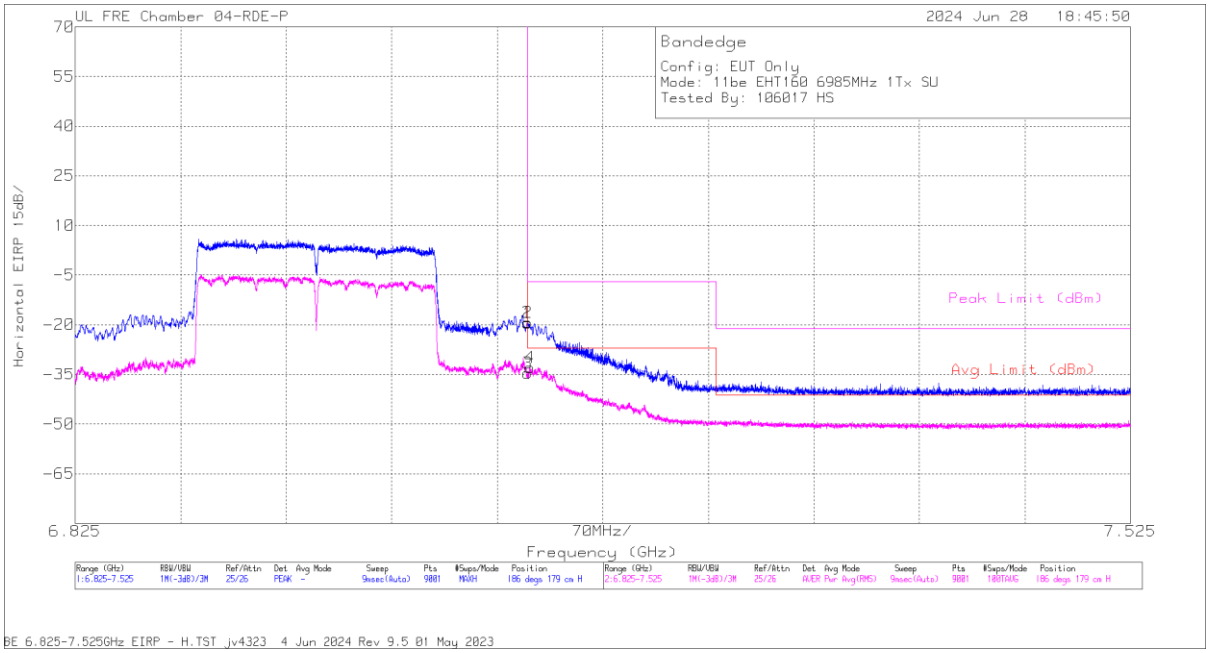

Trace Markers

Marker	Frequency (GHz)	Meter Reading (dBm)	Det	79834 3m ACF (dB/m)	Conversion Factor (dB)	DCCF (dB)	Gain/Loss (dB)	Corrected Reading EIRP (dBm)	Avg Limit (dBm)	RMS Margin (dB)	Peak Limit (dBm)	PK Margin (dB)	Azimuth (Degs)	Height (cm)	Polarity
1	7.125	-29.54	Pk	35.7	11.8	0	-37.49	-19.53	-	-	-7	-12.53	186	179	H
2	7.125145	-29.35	Pk	35.7	11.8	0	-37.49	-19.34	-	-	-7	-12.34	186	179	H
3	7.125	-45.25	RMS	35.7	11.8	.67	-37.49	-34.57	-27	-7.57	-	-	186	179	H
4	7.126779	-43.51	RMS	35.7	11.8	.67	-37.54	-32.88	-27	-5.88	-	-	186	179	H

Pk - Peak detector
RMS - RMS detection

UL VERIFICATION SERVICES
47173 Benicia Street, Fremont, CA 94538; USA TEL:(510) 319-4000 FAX:(510) 661-0888
This report shall not be reproduced except in full, without the written approval of UL VERIFICATION SERVICES

VERTICAL RESULT

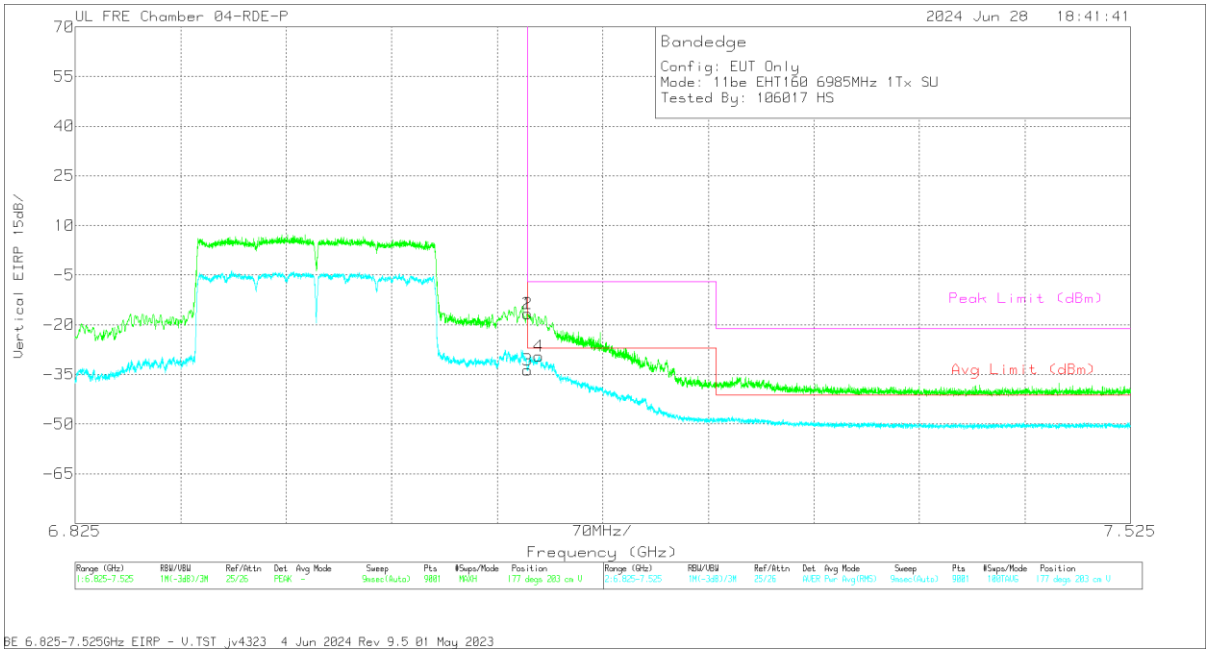

Trace Markers

Marker	Frequency (GHz)	Meter Reading (dBm)	Det	79834 3m ACF (dB/m)	Conversion Factor (dB)	DCCF (dB)	Gain/Loss (dB)	Corrected Reading EIRP (dBm)	Avg Limit (dBm)	RMS Margin (dB)	Peak Limit (dBm)	PK Margin (dB)	Azimuth (Degs)	Height (cm)	Polarity
1	7.125	-26.61	Pk	35.7	11.8	0	-37.49	-16.6	-	-	-7	-9.6	177	203	V
2	7.125068	-26.64	Pk	35.7	11.8	0	-37.49	-16.63	-	-	-7	-9.63	177	203	V
3	7.125	-44.33	RMS	35.7	11.8	.67	-37.49	-33.65	-27	-6.65	-	-	177	203	V
4	7.132456	-40.2	RMS	35.7	11.8	.67	-37.53	-29.56	-27	-2.56	-	-	177	203	V

Pk - Peak detector
RMS - RMS detection

UL VERIFICATION SERVICES
47173 Benicia Street, Fremont, CA 94538; USA TEL:(510) 319-4000 FAX:(510) 661-0888
This report shall not be reproduced except in full, without the written approval of UL VERIFICATION SERVICES

1.1.9. 802.11be SISO PARTIAL RU MODE IN UNII-8 BAND – BANDEDGE

UNII-8 (SISO)	Channel Frequency (MHz)	Ant. #	Frequency (GHz)	Meter Reading (dBm)	Det	AF (dB/m)	Conversion Factor (dB)	DCCF (dB)	Gain/Loss (dB)	Correct Reading EIRP (dBm)	Avg Limit (dBm)	Avg Margin (dB)	Pk Limit (dBm)	Pk Margin (dB)	Azimuth (Degs)	Height (cm)	Polarity
EHT20 (106+26T/ Index 83)	7095	6	7.125	-37.7	Pk	35.7	11.8	0	-37.49	-27.69	-	-	-7	-20.69	88	104	H
			7.354046	-46.91	Pk	35.5	11.8	0	-37.93	-37.54	-	-	-21.2	-16.34	88	104	H
			7.125	-53.97	RMS	35.7	11.8	0.33	-37.49	-43.63	-27	-16.63	-	-	88	104	H
			7.257212	-59.6	RMS	35.6	11.8	0.33	-37.86	-49.73	-41.2	-8.53	-	-	88	104	H
			7.125	-37.71	Pk	35.7	11.8	0	-37.49	-27.7	-	-	-7	-20.7	174	157	V
			7.357702	-47.14	Pk	35.5	11.8	0	-38.01	-37.85	-	-	-21.2	-16.65	174	157	V
			7.125	-53.35	RMS	35.7	11.8	0.33	-37.49	-43.01	-27	-16.01	-	-	174	157	V
			7.260635	-59.5	RMS	35.6	11.8	0.33	-37.89	-49.66	-41.2	-8.46	-	-	174	157	V
		5	7.125	-36.66	Pk	35.7	11.8	0	-37.49	-26.65	-	-	-7	-19.65	162	358	H
			7.266623	-47.04	Pk	35.5	11.8	0	-37.78	-37.52	-	-	-21.2	-16.32	162	358	H
			7.125	-53.62	RMS	35.7	11.8	0.33	-37.49	-43.28	-27	-16.28	-	-	162	358	H
			7.261957	-59.31	RMS	35.6	11.8	0.33	-37.86	-49.44	-41.2	-8.24	-	-	162	358	H
			7.125	-41.78	Pk	35.7	11.8	0	-37.49	-31.77	-	-	-7	-24.77	5	142	V
			7.47328	-47.19	Pk	35.6	11.8	0	-38.26	-38.05	-	-	-21.2	-16.85	5	142	V
			7.125	-57.66	RMS	35.7	11.8	0.33	-37.49	-47.32	-27	-20.32	-	-	5	142	V
			7.261723	-59.47	RMS	35.6	11.8	0.33	-37.87	-49.61	-41.2	-8.41	-	-	5	142	V
EHT40 (106+26T / Index 85)	7085	6	7.125	-50.78	Pk	35.7	11.8	0	-35.08	-38.36	-	-	-7	-31.36	123	268	H
			* 7.37069	-48.13	Pk	35.6	11.8	0	-35.64	-36.37	-	-	-21.2	-15.17	123	268	H
			7.125	-61.52	RMS	35.7	11.8	0.58	-35.08	-48.52	-27	-21.52	-	-	123	268	H
			* 7.282179	-60.45	RMS	35.6	11.8	0.58	-35.45	-47.92	-41.2	-6.72	-	-	123	268	H
			7.125	-51.05	Pk	35.7	11.8	0	-35.08	-38.63	-	-	-7	-31.63	111	179	V
			* 7.391379	-47.89	Pk	35.6	11.8	0	-35.84	-36.33	-	-	-21.2	-15.13	111	179	V
			7.125	-61.59	RMS	35.7	11.8	0.58	-35.08	-48.59	-27	-21.59	-	-	111	179	V
			* 7.341601	-60.46	RMS	35.6	11.8	0.58	-35.64	-48.12	-41.2	-6.92	-	-	111	179	V
		5	7.125	-50.01	Pk	35.7	11.8	0	-35.08	-37.59	-	-	-7	-30.59	97	293	H
			* 7.340357	-48.31	Pk	35.6	11.8	0	-35.67	-36.58	-	-	-21.2	-15.38	97	293	H
			7.125	-61.4	RMS	35.7	11.8	0.58	-35.08	-48.4	-27	-21.4	-	-	97	293	H
			* 7.326046	-60.47	RMS	35.6	11.8	0.58	-35.63	-48.12	-41.2	-6.92	-	-	97	293	H
			7.125	-50.62	Pk	35.7	11.8	0	-35.08	-38.2	-	-	-7	-31.2	33	129	V
			* 7.32589	-47.87	Pk	35.6	11.8	0	-35.63	-36.1	-	-	-21.2	-14.9	33	129	V
			7.125	-61.73	RMS	35.7	11.8	0.58	-35.08	-48.73	-27	-21.73	-	-	33	129	V
			* 7.454457	-60.17	RMS	35.6	11.8	0.58	-35.79	-47.98	-41.2	-6.78	-	-	33	129	V
EHT80 (106+26T / Index 89)	7025	6	7.125	-43.18	Pk	35.7	11.8	0	-37.49	-33.17	-	-	-7	-26.17	275	149	H
			7.435713	-47.17	Pk	35.5	11.8	0	-38.13	-38	-	-	-21.2	-16.8	275	149	H
			7.125	-59.99	RMS	35.7	11.8	0.6	-37.49	-49.38	-27	-22.38	-	-	275	149	H
			7.255423	-59.67	RMS	35.6	11.8	0.6	-37.83	-49.5	-41.2	-8.3	-	-	275	149	H
			7.125	-44.06	Pk	35.7	11.8	0	-37.49	-34.05	-	-	-7	-27.05	5	170	V
			7.413546	-46.7	Pk	35.5	11.8	0	-38.14	-37.54	-	-	-21.2	-16.34	5	170	V
			7.125	-59.96	RMS	35.7	11.8	0.6	-37.49	-49.35	-27	-22.35	-	-	5	170	V
			7.253635	-59.42	RMS	35.6	11.8	0.6	-37.77	-49.19	-41.2	-7.99	-	-	5	170	V
		5	7.125	-44.45	Pk	35.7	11.8	0	-37.49	-34.44	-	-	-7	-27.44	355	296	H
			7.266546	-47.1	Pk	35.5	11.8	0	-37.78	-37.58	-	-	-21.2	-16.38	355	296	H
			7.125	-59.81	RMS	35.7	11.8	0.6	-37.49	-49.2	-27	-22.2	-	-	355	296	H
			7.262812	-59.53	RMS	35.6	11.8	0.6	-37.84	-49.37	-41.2	-8.17	-	-	355	296	H
			7.125	-49.63	Pk	35.7	11.8	0	-37.49	-39.62	-	-	-7	-32.62	314	396	V
			7.301312	-46.15	Pk	35.5	11.8	0	-38.04	-36.89	-	-	-21.2	-15.69	314	396	V
			7.125	-60.33	RMS	35.7	11.8	0.6	-37.49	-49.72	-27	-22.72	-	-	314	396	V
			7.280079	-59.29	RMS	35.5	11.8	0.6	-37.83	-49.22	-41.2	-8.02	-	-	314	396	V
EHT160 (106+26T / Index 89)	6985	6	7.125	-39.74	Pk	36.2	11.8	0	-37.44	-29.18	-	-	-7	-22.18	334	131	H
			7.474524	-47.03	Pk	35.8	11.8	0	-37.74	-37.17	-	-	-21.2	-15.97	334	131	H
			7.125	-59.66	RMS	36.2	11.8	0.63	-37.44	-48.47	-27	-21.47	-	-	334	131	H
			7.514113	-59.06	RMS	35.8	11.8	0.63	-37.58	-48.41	-41.2	-7.21	-	-	334	131	H
			7.125	-41.36	Pk	36.2	11.8	0	-37.44	-30.8	-	-	-7	-23.8	350	215	V
			7.34969	-44.06	Pk	35.7	11.8	0	-37.94	-34.5	-	-	-21.2	-13.3	350	215	V
			7.125	-59.42	RMS	36.2	11.8	0.63	-37.44	-48.23	-27	-21.23	-	-	350	215	V
			7.50478	-58.93	RMS	35.8	11.8	0.63	-37.6	-48.3	-41.2	-7.1	-	-	350	215	V
		5	7.125	-41.94	Pk	36.2	11.8	0	-37.44	-31.38	-	-	-7	-24.38	41	108	H
			7.458424	-46.5	Pk	35.8	11.8	0	-37.79	-36.69	-	-	-21.2	-15.49	41	108	H
			7.125	-60.12	RMS	36.2	11.8	0.63	-37.44	-48.93	-27	-21.93	-	-	41	108	H
			7.524458	-59.18	RMS	35.8	11.8	0.63	-37.62	-48.57	-41.2	-7.37	-	-	41	108	H
			7.125	-49.5	Pk	36.2	11.8	0	-37.44	-38.94	-	-	-7	-31.94	344	376	V
			7.459435	-47.13	Pk	35.8	11.8	0	-37.78	-37.31	-	-	-21.2	-16.11	344	376	V
			7.125	-59.76	RMS	36.2	11.8	0.63	-37.44	-48.57	-27	-21.57	-	-	344	376	V
			7.523058	-59.15	RMS	35.8	11.8	0.63	-37.55	-48.47	-41.2	-7.27	-	-	344	376	V

* - indicates frequency in CFR47 Pt 15 / IC RSS-Restricted Band
Pk - Peak detector
RMS - RMS detection

UL VERIFICATION SERVICES
47173 Benicia Street, Fremont, CA 94538; USA TEL:(510) 319-4000 FAX:(510) 661-0888
This report shall not be reproduced except in full, without the written approval of UL VERIFICATION SERVICES

1TX Antenna 5 MODE: 106+26-Tone, RU Index 96

BANDEDGE (HIGH CHANNEL / 6985MHz)

HORIZONTAL RESULT

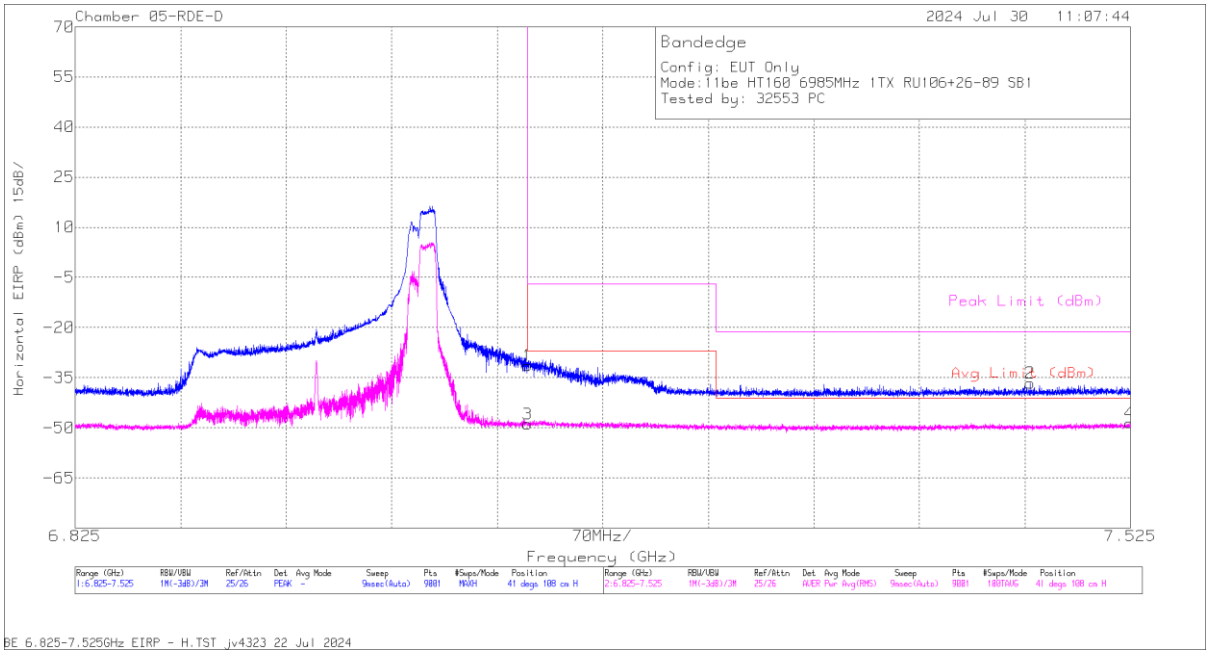

Trace Markers

Marker	Frequency (GHz)	Meter Reading (dBm)	Det	230299 ACF (dB/m)	Conversion Factor (dB)	DCCF (dB)	Gain/Loss (dB)	Corrected Reading EIRP (dBm)	Avg Limit (dBm)	RMS Margin (dB)	Peak Limit (dBm)	PK Margin (dB)	Azimuth (Degs)	Height (cm)	Polarity
1	7.125	-41.94	Pk	36.2	11.8	0	-37.44	-31.38	-	-	-7	-24.38	41	108	H
2	7.458424	-46.5	Pk	35.8	11.8	0	-37.79	-36.69	-	-	-21.2	-15.49	41	108	H
3	7.125	-60.12	RMS	36.2	11.8	.63	-37.44	-48.93	-27	-21.93	-	-	41	108	H
4	7.524458	-59.18	RMS	35.8	11.8	.63	-37.62	-48.57	-41.2	-7.37	-	-	41	108	H

Pk - Peak detector
RMS - RMS detection

UL VERIFICATION SERVICES
47173 Benicia Street, Fremont, CA 94538; USA TEL:(510) 319-4000 FAX:(510) 661-0888
This report shall not be reproduced except in full, without the written approval of UL VERIFICATION SERVICES

HORIZONTAL RESULT

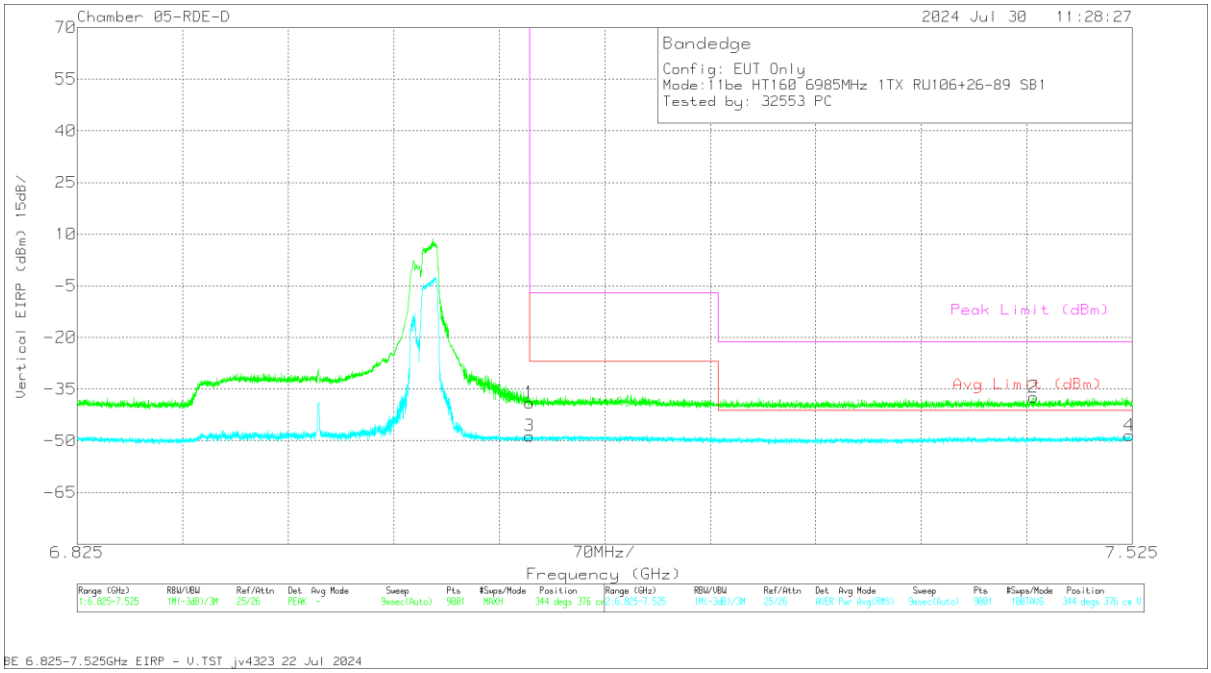

Trace Markers

Marker	Frequency (GHz)	Meter Reading (dBm)	Det	230299 ACF (dB/m)	Conversion Factor (dB)	DCCF (dB)	Gain/Loss (dB)	Corrected Reading EIRP (dBm)	Avg Limit (dBm)	RMS Margin (dB)	Peak Limit (dBm)	PK Margin (dB)	Azimuth (Degs)	Height (cm)	Polarity
1	7.125	-49.5	Pk	36.2	11.8	0	-37.44	-38.94	-	-	-7	-31.94	344	376	V
2	7.459435	-47.13	Pk	35.8	11.8	0	-37.78	-37.31	-	-	-21.2	-16.11	344	376	V
3	7.125	-59.76	RMS	36.2	11.8	.63	-37.44	-48.57	-27	-21.57	-	-	344	376	V
4	7.523058	-59.15	RMS	35.8	11.8	.63	-37.55	-48.47	-41.2	-7.27	-	-	344	376	V

Pk - Peak detector
RMS - RMS detection

UL VERIFICATION SERVICES
47173 Benicia Street, Fremont, CA 94538; USA TEL:(510) 319-4000 FAX:(510) 661-0888
This report shall not be reproduced except in full, without the written approval of UL VERIFICATION SERVICES

1.1.10. 802.11be MIMO SU MODE IN UNII-8 BAND – BANDEDGE

UNII-8 (MIMO CDD)	Channel Frequency (MHz)	Ant. #	Frequency (GHz)	Meter Reading (dBm)	Det	AF (dB/m)	Conversion Factor (dB)	DCCF (dB)	Gain/Loss (dB)	Correct Reading EIRP (dBm)	Avg Limit (dBm)	Avg Margin (dB)	Pk Limit (dBm)	Pk Margin (dB)	Azimuth (Degs)	Height (cm)	Polarity
EHT20 (SU Mode)	7115	6 + 5	7.125	-29.63	Pk	35.7	11.8	0	-37.49	-19.62	-	-	-7	-12.62	125	171	H
			7.125	-40.9	RMS	35.7	11.8	0.56	-37.49	-30.33	-27	-3.33	-	-	125	171	H
			7.125068	-42.23	RMS	35.7	11.8	0.56	-37.49	-31.66	-27	-4.66	-	-	125	171	H
			7.125145	-29.5	Pk	35.7	11.8	0	-37.49	-19.49	-	-	-7	-12.49	125	171	H
			7.125	-32.58	Pk	35.7	11.8	0	-37.49	-22.57	-	-	-7	-15.57	193	138	V
			7.125	-47.58	RMS	35.7	11.8	0.56	-37.49	-37.01	-27	-10.01	-	-	193	138	V
			7.125068	-33.79	Pk	35.7	11.8	0	-37.49	-23.78	-	-	-7	-16.78	193	138	V
			7.261879	-59.7	RMS	35.6	11.8	0.56	-37.86	-49.6	-41.2	-8.4	-	-	193	138	V
EHT40 (SU Mode)	7085	6 + 5	7.125	-25.29	Pk	35.7	11.8	0	-37.49	-15.28	-	-	-7	-8.28	97	114	H
			7.125145	-22.39	Pk	35.7	11.8	0	-37.49	-12.38	-	-	-7	-5.38	97	114	H
			7.125	-40.3	RMS	35.7	11.8	0.61	-37.49	-29.68	-27	-2.68	-	-	97	114	H
			7.125145	-40.18	RMS	35.7	11.8	0.61	-37.49	-29.56	-27	-2.56	-	-	97	114	H
			7.125	-25.47	Pk	35.7	11.8	0	-37.49	-15.46	-	-	-7	-8.46	188	120	V
			7.125379	-25.49	Pk	35.7	11.8	0	-37.5	-15.49	-	-	-7	-8.49	188	120	V
			7.125	-41.99	RMS	35.7	11.8	0.61	-37.49	-31.37	-27	-4.37	-	-	188	120	V
			7.125068	-41.37	RMS	35.7	11.8	0.61	-37.49	-30.75	-27	-3.75	-	-	188	120	V
EHT80 (SU Mode)	7025	6 + 5	7.125	-37.33	Pk	35.7	11.8	0	-37.49	-27.32	-	-	-7	-20.32	253	103	H
			7.12639	-31.96	Pk	35.7	11.8	0	-37.53	-21.99	-	-	-7	-14.99	253	103	H
			7.125	-51.45	RMS	35.7	11.8	0.58	-37.49	-40.86	-27	-13.86	-	-	253	103	H
			7.251612	-59.53	RMS	35.6	11.8	0.58	-37.75	-49.3	-41.2	-8.1	-	-	253	103	H
			7.125	-35.16	Pk	35.7	11.8	0	-37.49	-25.15	-	-	-7	-18.15	339	108	V
			7.128412	-32.63	Pk	35.7	11.8	0	-37.55	-22.68	-	-	-7	-15.68	339	108	V
			7.125	-51.05	RMS	35.7	11.8	0.58	-37.49	-40.46	-27	-13.46	-	-	339	108	V
			7.251379	-59.57	RMS	35.6	11.8	0.58	-37.75	-49.34	-41.2	-8.14	-	-	339	108	V
EHT160 (SU Mode)	6985	6 + 5	7.125	-29.41	Pk	35.7	11.8	0	-37.49	-19.4	-	-	-7	-12.4	88	110	H
			7.127945	-26.57	Pk	35.7	11.8	0	-37.53	-16.6	-	-	-7	-9.6	88	110	H
			7.125	-44.09	RMS	35.7	11.8	0.67	-37.49	-33.41	-27	-6.41	-	-	88	110	H
			7.130123	-40.44	RMS	35.7	11.8	0.67	-37.58	-29.85	-27	-2.85	-	-	88	110	H
			7.125	-30.9	Pk	35.7	11.8	0	-37.49	-20.89	-	-	-7	-13.89	174	153	V
			7.126234	-25.54	Pk	35.7	11.8	0	-37.52	-15.56	-	-	-7	-8.56	174	153	V
			7.125	-47.63	RMS	35.7	11.8	0.67	-37.49	-36.95	-27	-9.95	-	-	174	153	V
			7.132223	-40.45	RMS	35.7	11.8	0.67	-37.54	-29.82	-27	-2.82	-	-	174	153	V

* - indicates frequency in CFR47 Pt 15 / IC RSS-Restricted Band
Pk - Peak detector
RMS - RMS detection

UL VERIFICATION SERVICES
47173 Benicia Street, Fremont, CA 94538; USA TEL:(510) 319-4000 FAX:(510) 661-0888
This report shall not be reproduced except in full, without the written approval of UL VERIFICATION SERVICES

2TX Antenna 6 + Antenna 5 CDD MODE: SU

BANDEDGE (HIGH CHANNEL / 6985MHz)

HORIZONTAL RESULT

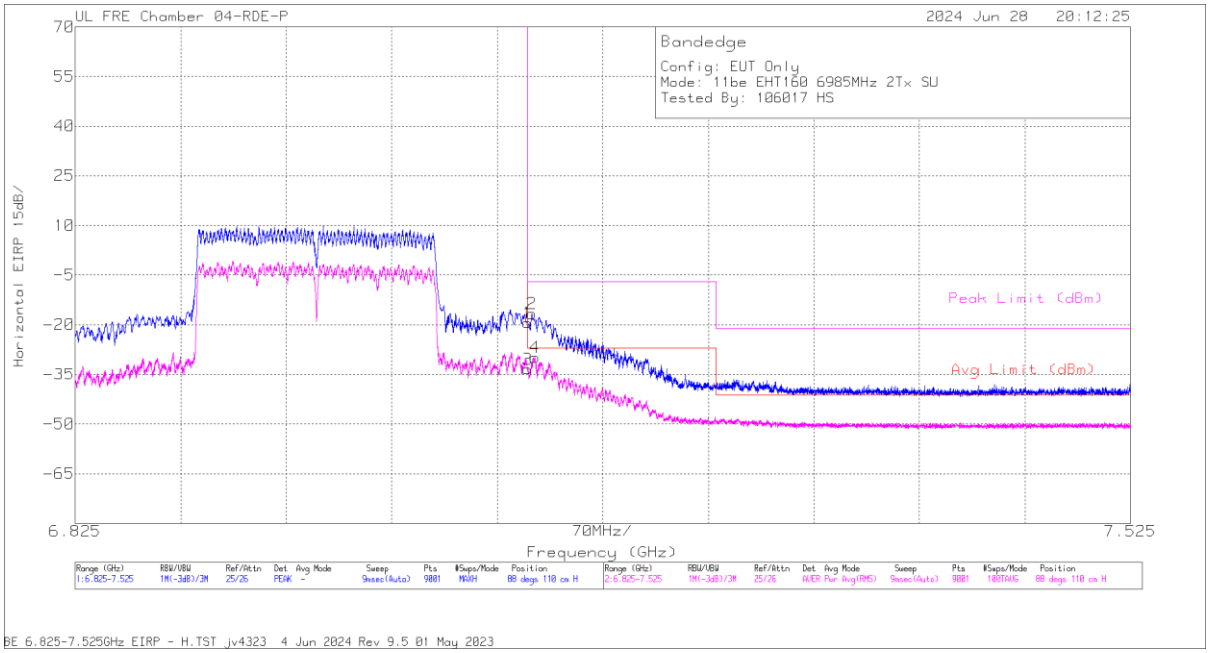

Trace Markers

Marker	Frequency (GHz)	Meter Reading (dBm)	Det	79834 3m ACF (dB/m)	Conversion Factor (dB)	DCCF (dB)	Gain/Loss (dB)	Corrected Reading EIRP (dBm)	Avg Limit (dBm)	RMS Margin (dB)	Peak Limit (dBm)	PK Margin (dB)	Azimuth (Degs)	Height (cm)	Polarity
1	7.125	-29.41	Pk	35.7	11.8	0	-37.49	-19.4	-	-	-7	-12.4	88	110	H
2	7.127945	-26.57	Pk	35.7	11.8	0	-37.53	-16.6	-	-	-7	-9.6	88	110	H
3	7.125	-44.09	RMS	35.7	11.8	.67	-37.49	-33.41	-27	-6.41	-	-	88	110	H
4	7.130123	-40.44	RMS	35.7	11.8	.67	-37.58	-29.85	-27	-2.85	-	-	88	110	H

Pk - Peak detector
RMS - RMS detection

UL VERIFICATION SERVICES
47173 Benicia Street, Fremont, CA 94538; USA TEL:(510) 319-4000 FAX:(510) 661-0888
This report shall not be reproduced except in full, without the written approval of UL VERIFICATION SERVICES

VERTICAL RESULT

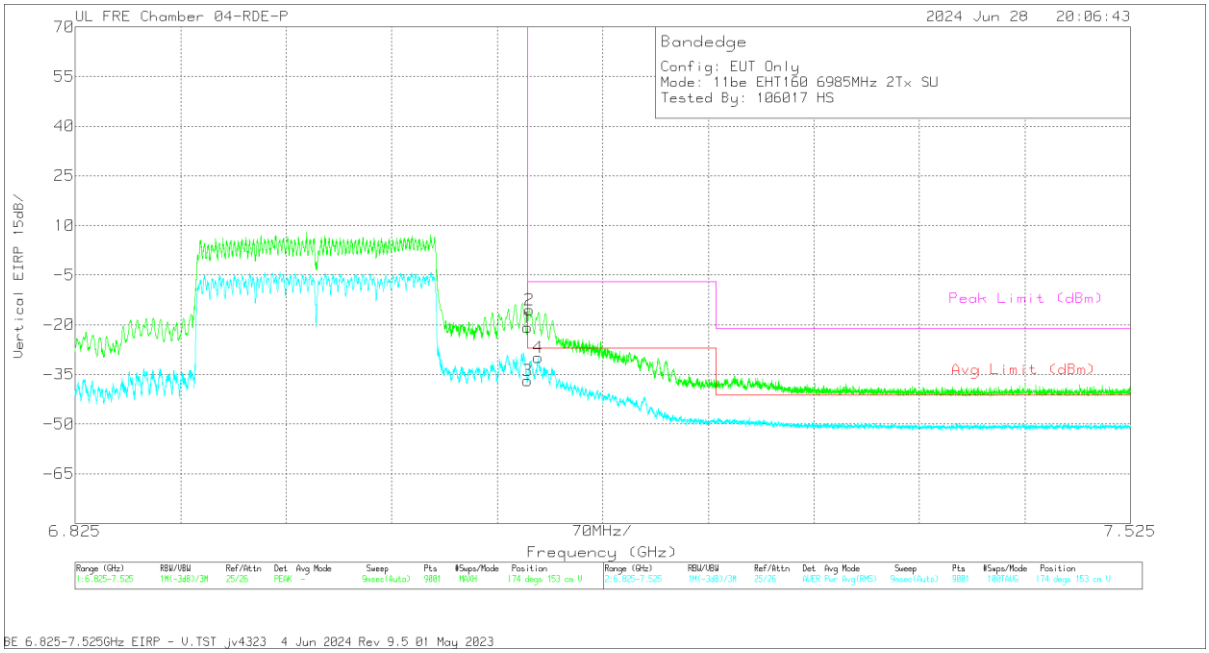

Trace Markers

Marker	Frequency (GHz)	Meter Reading (dBm)	Det	79834 3m ACF (dB/m)	Conversion Factor (dB)	DCCF (dB)	Gain/Loss (dB)	Corrected Reading EIRP (dBm)	Avg Limit (dBm)	RMS Margin (dB)	Peak Limit (dBm)	PK Margin (dB)	Azimuth (Degs)	Height (cm)	Polarity
1	7.125	-30.9	Pk	35.7	11.8	0	-37.49	-20.89	-	-	-7	-13.89	174	153	V
2	7.126234	-25.54	Pk	35.7	11.8	0	-37.52	-15.56	-	-	-7	-8.56	174	153	V
3	7.125	-47.63	RMS	35.7	11.8	.67	-37.49	-36.95	-27	-9.95	-	-	174	153	V
4	7.132223	-40.45	RMS	35.7	11.8	.67	-37.54	-29.82	-27	-2.82	-	-	174	153	V

Pk - Peak detector
RMS - RMS detection

UL VERIFICATION SERVICES
47173 Benicia Street, Fremont, CA 94538; USA TEL:(510) 319-4000 FAX:(510) 661-0888
This report shall not be reproduced except in full, without the written approval of UL VERIFICATION SERVICES

1.1.11. 802.11be MIMO PARTIAL RU MODE IN UNII-8 BAND – BANDEDGE

UNII-8 (MIMO CDD)	Channel Frequency (MHz)	Ant. #	Frequency (GHz)	Meter Reading (dBm)	Det	AF (dB/m)	Conversion Factor (dB)	DCCF (dB)	Gain/Loss (dB)	Correct Reading EIRP (dBm)	Avg Limit (dBm)	Avg Margin (dB)	Pk Limit (dBm)	Pk Margin (dB)	Azimuth (Degs)	Height (cm)	Polarity
EHT20 (106+26T/ Index 83)	7095	6 + 5	7.125	-38	Pk	35.7	11.8	0	-37.49	-27.99	-	-	-7	-20.99	111	140	H
			7.325657	-46.87	Pk	35.5	11.8	0	-38.01	-37.58	-	-	-21.2	-16.38	111	140	H
			7.125	-56.58	RMS	35.7	11.8	0.33	-37.49	-46.24	-27	-19.24	-	-	111	140	H
			7.250135	-59.49	RMS	35.6	11.8	0.33	-37.77	-49.53	-41.2	-8.33	-	-	111	140	H
			7.125	-38.62	Pk	35.7	11.8	0	-37.49	-28.61	-	-	-7	-21.61	157	107	V
			7.307068	-47.36	Pk	35.5	11.8	0	-37.96	-38.02	-	-	-21.2	-16.82	157	107	V
			7.125	-55.17	RMS	35.7	11.8	0.33	-37.49	-44.83	-27	-17.83	-	-	157	107	V
			7.460991	-58.91	RMS	35.6	11.8	0.33	-38.27	-49.45	-41.2	-8.25	-	-	157	107	V
EHT40 (106+26T / Index 85)	7085	6 + 5	7.125	-51.09	Pk	35.7	11.8	0	-35.08	-38.67	-	-	-7	-31.67	77	265	H
			* 7.439368	-48.25	Pk	35.6	11.8	0	-35.92	-36.77	-	-	-21.2	-15.57	77	265	H
			7.125	-61.87	RMS	35.7	11.8	0.58	-35.08	-48.87	-27	-21.87	-	-	77	265	H
			* 7.251535	-60.52	RMS	35.6	11.8	0.58	-35.4	-47.94	-41.2	-6.74	-	-	77	265	H
			7.125	-50.49	Pk	35.7	11.8	0	-35.08	-38.07	-	-	-7	-31.07	135	124	V
			* 7.370224	-48.33	Pk	35.6	11.8	0	-35.65	-36.58	-	-	-21.2	-15.38	135	124	V
			7.125	-61.73	RMS	35.7	11.8	0.58	-35.08	-48.73	-27	-21.73	-	-	135	124	V
			* 7.359957	-60.29	RMS	35.6	11.8	0.58	-35.74	-48.05	-41.2	-6.85	-	-	135	124	V
EHT80 (106+26T / Index 89)	7025	6 + 5	7.125	-40.43	Pk	35.7	11.8	0	-37.49	-30.42	-	-	-7	-23.42	277	102	H
			7.378079	-47.44	Pk	35.5	11.8	0	-38.08	-38.22	-	-	-21.2	-17.02	277	102	H
			7.125	-59.51	RMS	35.7	11.8	0.6	-37.49	-48.9	-27	-21.9	-	-	277	102	H
			7.250446	-59.56	RMS	35.6	11.8	0.6	-37.76	-49.32	-41.2	-8.12	-	-	277	102	H
			7.125	-43.36	Pk	35.7	11.8	0	-37.49	-33.35	-	-	-7	-26.35	347	118	V
			7.464646	-46.79	Pk	35.6	11.8	0	-38.22	-37.61	-	-	-21.2	-16.41	347	118	V
			7.125	-59.81	RMS	35.7	11.8	0.6	-37.49	-49.2	-27	-22.2	-	-	347	118	V
			7.26149	-59.47	RMS	35.6	11.8	0.6	-37.87	-49.34	-41.2	-8.14	-	-	347	118	V
EHT160 (106+26T / Index 89)	6985	6 + 5	7.125	-39.95	Pk	36.2	11.8	0	-37.44	-29.39	-	-	-7	-22.39	349	312	H
			7.354902	-44.17	Pk	35.8	11.8	0	-37.93	-34.5	-	-	-21.2	-13.3	349	312	H
			7.125	-57.74	RMS	36.2	11.8	0.63	-37.44	-46.55	-27	-19.55	-	-	349	312	H
			7.351479	-58.23	RMS	35.7	11.8	0.63	-37.92	-48.02	-41.2	-6.82	-	-	349	312	H
			7.125	-40.92	Pk	36.2	11.8	0	-37.44	-30.36	-	-	-7	-23.36	23	109	V
			7.322468	-45.96	Pk	35.8	11.8	0	-37.87	-36.23	-	-	-21.2	-15.03	23	109	V
			7.125	-59.45	RMS	36.2	11.8	0.63	-37.44	-48.26	-27	-21.26	-	-	23	109	V
			7.518235	-59.21	RMS	35.8	11.8	0.63	-37.56	-48.54	-41.2	-7.34	-	-	23	109	V

* - indicates frequency in CFR47 Pt 15 / IC RSS-Restricted Band
Pk - Peak detector
RMS - RMS detection

UL VERIFICATION SERVICES
47173 Benicia Street, Fremont, CA 94538; USA TEL:(510) 319-4000 FAX:(510) 661-0888
This report shall not be reproduced except in full, without the written approval of UL VERIFICATION SERVICES

2TX Antenna 6 + Antenna 5 CDD MODE: 106+26-Tones, RU Index 89

BANDEDGE (HIGH CHANNEL / 6985MHz)

HORIZONTAL RESULT

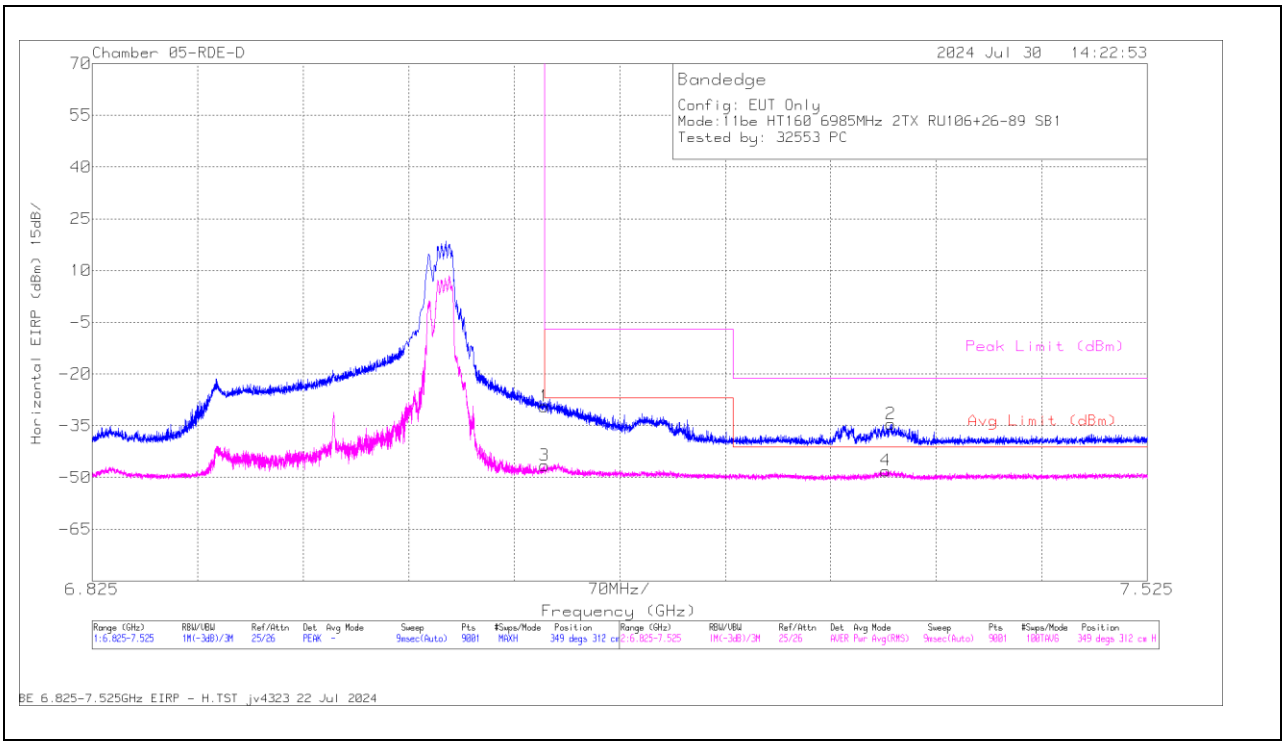

Trace Markers

Marker	Frequency (GHz)	Meter Reading (dBm)	Det	230299 ACF (dB/m)	Conversion Factor (dB)	DCCF (dB)	Gain/Loss (dB)	Corrected Reading EIRP (dBm)	Avg Limit (dBm)	RMS Margin (dB)	Peak Limit (dBm)	PK Margin (dB)	Azimuth (Degs)	Height (cm)	Polarity
1	7.125	-39.95	Pk	36.2	11.8	0	-37.44	-29.39	-	-	-7	-22.39	349	312	H
2	7.354902	-44.17	Pk	35.8	11.8	0	-37.93	-34.5	-	-	-21.2	-13.3	349	312	H
3	7.125	-57.74	RMS	36.2	11.8	.63	-37.44	-46.55	-27	-19.55	-	-	349	312	H
4	7.351479	-58.23	RMS	35.7	11.8	.63	-37.92	-48.02	-41.2	-6.82	-	-	349	312	H

Pk - Peak detector
RMS - RMS detection

UL VERIFICATION SERVICES
47173 Benicia Street, Fremont, CA 94538; USA TEL:(510) 319-4000 FAX:(510) 661-0888
This report shall not be reproduced except in full, without the written approval of UL VERIFICATION SERVICES

VERTICAL RESULT

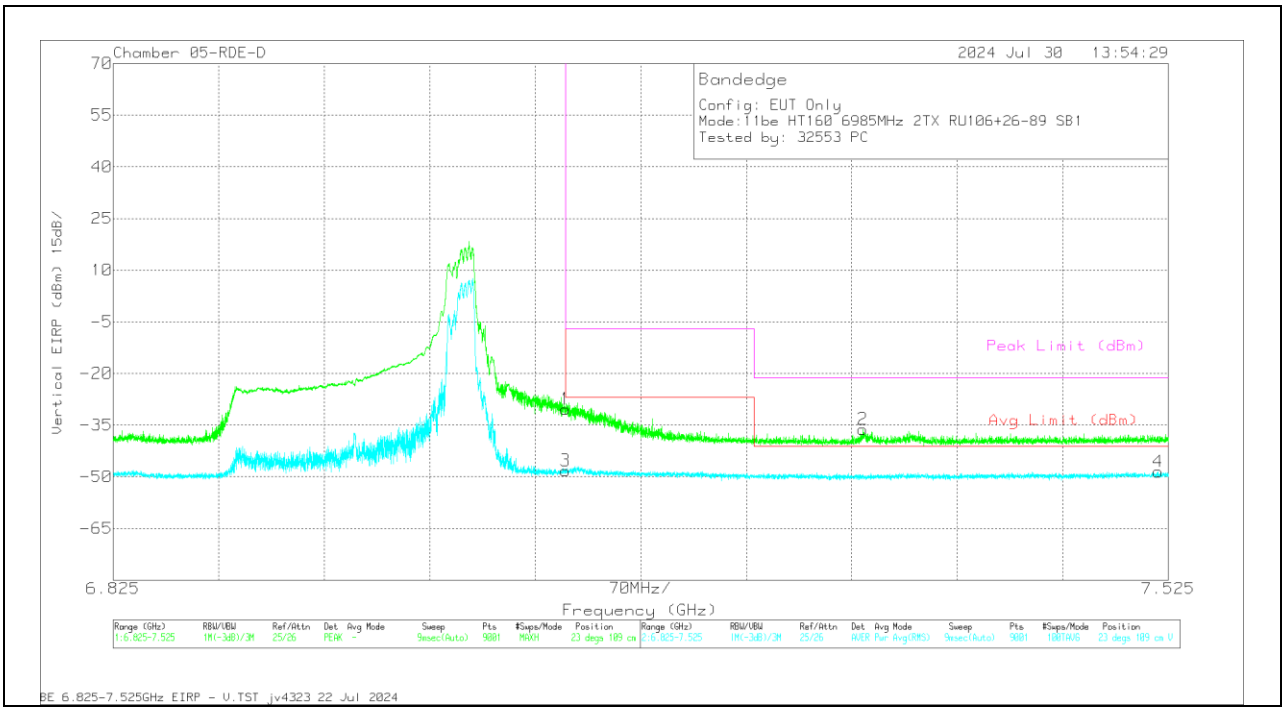

Trace Markers

Marker	Frequency (GHz)	Meter Reading (dBm)	Det	230299 ACF (dB/m)	Conversion Factor (dB)	DCCF (dB)	Gain/Loss (dB)	Corrected Reading EIRP (dBm)	Avg Limit (dBm)	RMS Margin (dB)	Peak Limit (dBm)	PK Margin (dB)	Azimuth (Degs)	Height (cm)	Polarity
1	7.125	-40.92	Pk	36.2	11.8	0	-37.44	-30.36	-	-	-7	-23.36	23	109	V
2	7.322468	-45.96	Pk	35.8	11.8	0	-37.87	-36.23	-	-	-21.2	-15.03	23	109	V
3	7.125	-59.45	RMS	36.2	11.8	.63	-37.44	-48.26	-27	-21.26	-	-	23	109	V
4	7.518235	-59.21	RMS	35.8	11.8	.63	-37.56	-48.54	-41.2	-7.34	-	-	23	109	V

Pk - Peak detector
RMS - RMS detection

UL VERIFICATION SERVICES
47173 Benicia Street, Fremont, CA 94538; USA TEL:(510) 319-4000 FAX:(510) 661-0888
This report shall not be reproduced except in full, without the written approval of UL VERIFICATION SERVICES

1.1.12. 802.11be MIMO MODE IN UNII-8 BAND – SPURIOUS EMISSIONS

20MHz

UNII-8 (MIMO CDD)	Channel Frequency (MHz)	Ant. #	Frequency (GHz)	Meter Reading (dBuV)	Det	AF (dB/m)	DCCF (dB)	Amp/Cbl/ Fltr/Pad (dB)	Correct Reading (dBuV/m)	Avg Limit (dBuV/m)	Avg Margin (dB)	Pk Limit (dBuV/m)	Pk Margin (dB)	Azimuth (Degs)	Height (cm)	Polarity
11be (SU Mode / Highest Power)	6895	6 + 5	* 3.332867	56.33	PK-U	32.8	0	-47.13	42	-	-	74	-32	109	294	H
			* 3.33316	45.14	ADR	32.8	0	-47.14	30.8	54	-23.2	-	-	109	294	H
			* 3.332494	56.78	PK-U	32.8	0	-47.09	42.49	-	-	74	-31.51	322	257	V
			* 3.333461	45.46	ADR	32.8	0	-47.13	31.13	54	-22.87	-	-	322	257	V
			* 9.466907	55.5	PK-U	36.6	0	-45.14	46.96	-	-	74	-27.04	55	331	H
			* 9.469305	44.08	ADR	36.6	0	-45.12	35.56	54	-18.44	-	-	55	331	H
			* 15.608184	52.59	PK-U	40.6	0	-43.17	50.02	-	-	74	-23.98	163	172	H
			* 15.609189	41.45	ADR	40.6	0	-43.14	38.91	54	-15.09	-	-	163	172	H
			* 9.40479	55.88	PK-U	36.5	0	-44.84	47.54	-	-	74	-26.46	17	394	V
			* 9.404164	44.36	ADR	36.5	0	-44.84	36.02	54	-17.98	-	-	17	394	V
			* 15.498651	52.42	PK-U	40.5	0	-42.73	50.19	-	-	74	-23.81	282	324	V
			* 15.501797	41.05	ADR	40.5	0	-42.92	38.63	54	-15.37	-	-	282	324	V
	6995	6 + 5	2.732742	47.26	ADR	32.5	0	-48.63	31.13	54	-22.87	-	-	139	367	H
			2.734688	58.9	PK-U	32.5	0	-48.67	42.73	-	-	74	-31.27	139	367	H
			2.820135	59.54	PK-U	32.5	0	-48.74	43.3	-	-	74	-30.7	344	248	V
			2.820848	47.85	ADR	32.5	0	-48.65	31.7	54	-22.3	-	-	344	248	V
			8.377165	54.32	PK-U	35.9	0	-44.34	45.88	-	-	74	-28.12	20	348	V
			8.377866	43.01	ADR	35.9	0	-44.45	34.46	54	-19.54	-	-	20	348	V
			8.51735	43.6	ADR	35.8	0	-44.7	34.7	68.2	-33.5	-	-	182	345	H
			8.518445	55.91	PK-U	35.8	0	-44.7	47.01	-	-	88.2	-41.19	182	345	H
			11.863574	42.05	ADR	38.4	0	-43.49	36.96	54	-17.04	-	-	65	338	H
			11.864062	53.9	PK-U	38.4	0	-43.44	48.86	-	-	74	-25.14	65	338	H
			12.17152	42.47	ADR	38.7	0	-43.6	37.57	54	-16.43	-	-	103	259	V
			12.173908	54.24	PK-U	38.7	0	-43.57	49.37	-	-	74	-24.63	103	259	V
	7095	6 + 5	2.832475	58.92	PK-U	32.5	0	-48.69	42.73	-	-	74	-31.27	110	235	H
			2.83269	47.3	ADR	32.5	0	-48.68	31.12	54	-22.88	-	-	110	235	H
			2.833973	47.58	ADR	32.5	0	-48.77	31.31	54	-22.69	-	-	330	130	V
			2.834399	58.9	PK-U	32.5	0	-48.73	42.67	-	-	74	-31.33	330	130	V
			8.265777	43.87	ADR	35.9	0	-44.72	35.05	54	-18.95	-	-	243	395	H
			8.266935	55.84	PK-U	35.9	0	-44.67	47.07	-	-	74	-26.93	243	395	H
			8.268615	43.95	ADR	35.9	0	-44.73	35.12	54	-18.88	-	-	165	334	V
			8.270916	55.09	PK-U	35.9	0	-44.67	46.32	-	-	74	-27.68	165	334	V
			12.125105	42.08	ADR	38.7	0	-43.15	37.63	54	-16.37	-	-	54	106	V
			12.128732	53.14	PK-U	38.7	0	-42.91	48.93	-	-	74	-25.07	54	106	V
			12.128778	41.72	ADR	38.7	0	-42.91	37.51	54	-16.49	-	-	222	195	H
			12.132068	53.29	PK-U	38.7	0	-43.17	48.82	-	-	74	-25.18	222	195	H
	7115	6 + 5	2.839375	47.34	ADR	32.5	0	-48.71	31.13	54	-22.87	-	-	29	235	H
			2.837607	58.71	PK-U	32.5	0	-48.66	42.55	-	-	74	-31.45	29	235	H
			2.835409	47.24	ADR	32.5	0	-48.67	31.07	54	-22.93	-	-	196	362	V
			2.837803	59.5	PK-U	32.5	0	-48.67	43.33	-	-	74	-30.67	196	362	V
			9.168025	43.02	ADR	36.2	0	-44.39	34.83	54	-19.17	-	-	261	351	V
			9.16815	54.3	PK-U	36.2	0	-44.39	46.11	-	-	74	-27.89	261	351	V
			9.170648	43.08	ADR	36.2	0	-44.55	34.73	54	-19.27	-	-	212	119	H
			9.172375	54.72	PK-U	36.2	0	-44.48	46.44	-	-	74	-27.56	212	119	H
			12.45827	41.34	ADR	38.7	0	-43.58	36.46	54	-17.54	-	-	133	272	H
			12.4594	53.06	PK-U	38.7	0	-43.48	48.28	-	-	74	-25.72	133	272	H
			12.469333	54.22	PK-U	38.8	0	-43.68	49.34	-	-	74	-24.66	185	313	V
			12.470587	41.53	ADR	38.8	0	-43.45	36.88	54	-17.12	-	-	185	313	V

* - indicates frequency in CFR47 Pt 15 / IC RSS-Restricted Band
Pk - Peak detector
RMS - RMS detection

UL VERIFICATION SERVICES
47173 Benicia Street, Fremont, CA 94538; USA TEL:(510) 319-4000 FAX:(510) 661-0888
This report shall not be reproduced except in full, without the written approval of UL VERIFICATION SERVICES

UNII-8 (MIMO CDD)	Channel Frequency (MHz)	Ant. #	Frequency (GHz)	Meter Reading (dBuV)	Det	AF (dB/m)	DCCF (dB)	Amp/Cbl/ Fltr/Pad (dB)	Correct Reading (dBuV/m)	Avg Limit (dBuV/m)	Avg Margin (dB)	Pk Limit (dBuV/m)	Pk Margin (dB)	Azimuth (Degs)	Height (cm)	Polarity
11be (Partial RU Mode / Highest PSD)	6895 (106+26T / Index 82)	6 + 5	2.766715	47.36	ADR	32.5	0	-48.69	31.17	54	-22.83	-	-	69	228	H
			2.769721	59.12	PK-U	32.5	0	-48.69	42.93	-	-	74	-31.07	69	228	H
			2.801971	48.12	ADR	32.5	0	-48.85	31.77	54	-22.23	-	-	291	298	V
			2.802281	59.81	PK-U	32.5	0	-48.82	43.49	-	-	74	-30.51	291	298	V
			8.258766	54.65	PK-U	35.9	0	-44.74	45.81	-	-	74	-28.19	140	176	H
			8.260437	43.53	ADR	35.9	0	-44.77	34.66	54	-19.34	-	-	140	176	H
			8.298505	55.01	PK-U	35.9	0	-44.73	46.18	-	-	74	-27.82	227	261	V
			8.298858	43.51	ADR	35.9	0	-44.73	34.68	54	-19.32	-	-	227	261	V
			11.996751	41.22	ADR	38.6	0	-43.58	36.24	54	-17.76	-	-	360	344	H
			11.997631	52.19	PK-U	38.6	0	-43.35	47.44	-	-	74	-26.56	360	344	H
			12.278395	41.87	ADR	38.8	0	-43.21	37.46	54	-16.54	-	-	149	187	V
			12.278651	54.07	PK-U	38.8	0	-43.23	49.64	-	-	74	-24.36	149	187	V
	6995 (106+26T / Index 82)	6 + 5	2.694583	60.11	PK-U	32.5	0	-48.89	43.72	-	-	74	-30.28	158	306	V
			2.695918	48.18	ADR	32.5	0	-48.8	31.88	54	-22.12	-	-	158	306	V
			2.7065	59.6	PK-U	32.5	0	-48.78	43.32	-	-	74	-30.68	274	112	H
			2.707315	48.04	ADR	32.5	0	-48.86	31.68	54	-22.32	-	-	274	112	H
			8.205691	43.55	ADR	35.9	0	-44.74	34.71	54	-19.29	-	-	55	322	H
			8.206338	54.99	PK-U	35.9	0	-44.71	46.18	-	-	74	-27.82	55	322	H
			8.361522	43.15	ADR	35.9	0	-44.41	34.64	54	-19.36	-	-	141	250	V
			8.363774	55.3	PK-U	35.9	0	-44.33	46.87	-	-	74	-27.13	141	250	V
			11.226401	54.31	PK-U	37.8	0	-43.76	48.35	-	-	74	-25.65	148	207	V
			11.227042	42.58	ADR	37.8	0	-43.83	36.55	54	-17.45	-	-	148	207	V
			11.270955	53.91	PK-U	37.7	0	-43.79	47.82	-	-	74	-26.18	109	173	H
			11.271788	42.27	ADR	37.7	0	-43.77	36.2	54	-17.8	-	-	109	173	H
	7095 (106+26T-Index 82)	6 + 5	2.724688	47	ADR	32.5	0	-48.63	30.87	54	-23.13	-	-	269	398	H
			2.725445	58.49	PK-U	32.5	0	-48.59	42.4	-	-	74	-31.6	269	398	H
			2.789122	47.42	ADR	32.6	0	-48.68	31.34	54	-22.66	-	-	294	249	V
			2.789815	59.19	PK-U	32.6	0	-48.74	43.05	-	-	74	-30.95	294	249	V
			8.247434	43.93	ADR	35.9	0	-44.71	35.12	54	-18.88	-	-	156	390	H
			8.249466	55	PK-U	35.9	0	-44.7	46.2	-	-	74	-27.8	156	390	H
			8.369883	43.05	ADR	35.9	0	-44.4	34.55	54	-19.45	-	-	275	141	V
			8.371025	54.35	PK-U	35.9	0	-44.41	45.84	-	-	74	-28.16	275	141	V
			12.111492	53.91	PK-U	38.7	0	-43.11	49.5	-	-	74	-24.5	327	166	H
			12.11421	41.87	ADR	38.7	0	-43.16	37.41	54	-16.59	-	-	327	166	H
			12.404577	41.21	ADR	38.7	0	-43.62	36.29	54	-17.71	-	-	187	165	V
			12.406233	53.12	PK-U	38.7	0	-43.53	48.29	-	-	74	-25.71	187	165	V

* - indicates frequency in CFR47 Pt 15 / IC RSS-Restricted Band
Pk - Peak detector
RMS - RMS detection

UL VERIFICATION SERVICES
47173 Benicia Street, Fremont, CA 94538; USA TEL:(510) 319-4000 FAX:(510) 661-0888
This report shall not be reproduced except in full, without the written approval of UL VERIFICATION SERVICES

HARMONICS AND SPURIOUS EMISSIONS (LOW CHANNEL / 6895MHz)

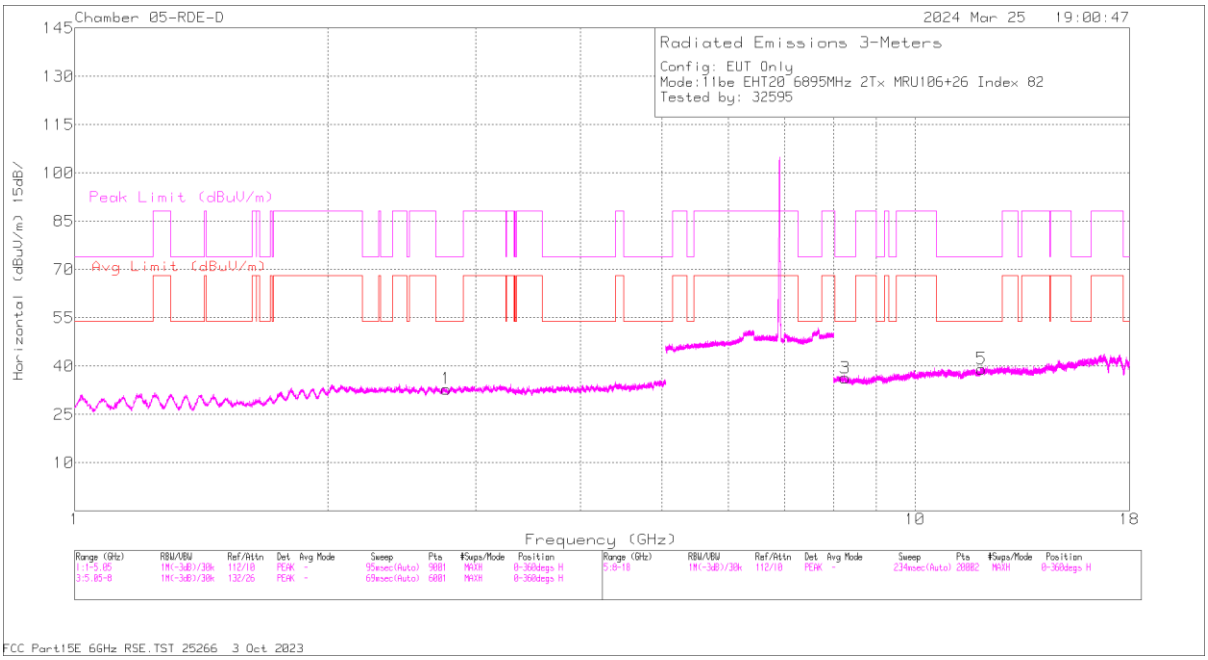

HORIZONTAL

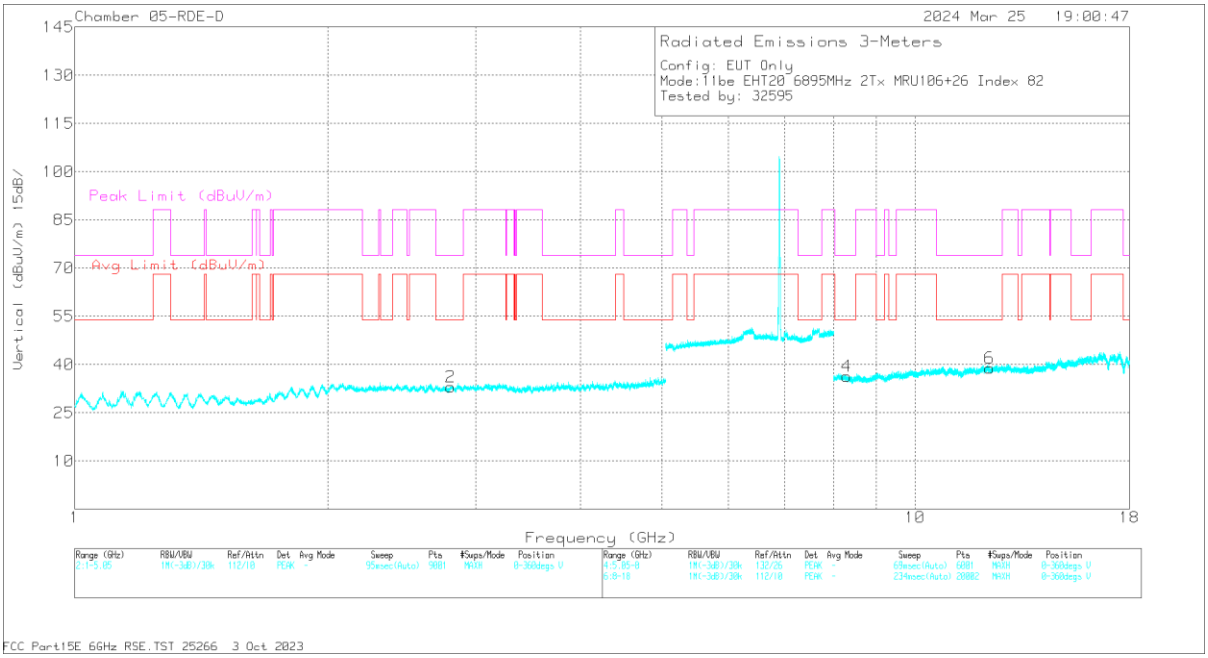

VERTICAL

UL VERIFICATION SERVICES
47173 Benicia Street, Fremont, CA 94538; USA TEL:(510) 319-4000 FAX:(510) 661-0888

This report shall not be reproduced except in full, without the written approval of UL VERIFICATION SERVICES

RADIATED EMISSIONS

Marker	Frequency (GHz)	Meter Reading (dBuV)	Det	230299 ACF (dB/m) 3mH	DCCF (dB)	Gain/Loss (dB)	Corrected Reading (dBuV/m)	Avg Limit (dBuV/m)	Margin (dB)	Peak Limit (dBuV/m)	PK Margin (dB)	Azimuth (Degs)	Height (cm)	Polarity
1	2.766715	47.36	ADR	32.5	0	-48.69	31.17	54	-22.83	-	-	69	228	H
1	2.769721	59.12	PK-U	32.5	0	-48.69	42.93	-	-	74	-31.07	69	228	H
2	2.801971	48.12	ADR	32.5	0	-48.85	31.77	54	-22.23	-	-	291	298	V
2	2.802281	59.81	PK-U	32.5	0	-48.82	43.49	-	-	74	-30.51	291	298	V
3	8.258766	54.65	PK-U	35.9	0	-44.74	45.81	-	-	74	-28.19	140	176	H
3	8.260437	43.53	ADR	35.9	0	-44.77	34.66	54	-19.34	-	-	140	176	H
4	8.298505	55.01	PK-U	35.9	0	-44.73	46.18	-	-	74	-27.82	227	261	V
4	8.298858	43.51	ADR	35.9	0	-44.73	34.68	54	-19.32	-	-	227	261	V
5	11.996751	41.22	ADR	38.6	0	-43.58	36.24	54	-17.76	-	-	360	344	H
5	11.997631	52.19	PK-U	38.6	0	-43.35	47.44	-	-	74	-26.56	360	344	H
6	12.278395	41.87	ADR	38.8	0	-43.21	37.46	54	-16.54	-	-	149	187	V
6	12.278651	54.07	PK-U	38.8	0	-43.23	49.64	-	-	74	-24.36	149	187	V

PK-U - U-NII: Maximum Peak
ADR - U-NII AD primary method, RMS average

UL VERIFICATION SERVICES
47173 Benicia Street, Fremont, CA 94538; USA TEL:(510) 319-4000 FAX:(510) 661-0888
This report shall not be reproduced except in full, without the written approval of UL VERIFICATION SERVICES

40MHz

UNII-8 (MIMO CDD)	Channel Frequency (MHz)	Ant. #	Frequency (GHz)	Meter Reading (dBuV)	Det	AF (dB/m)	DCCF (dB)	Amp/Cbl/ Fltr/Pad (dB)	Correct Reading (dBuV/m)	Avg Limit (dBuV/m)	Avg Margin (dB)	Pk Limit (dBuV/m)	Pk Margin (dB)	Azimuth (Degs)	Height (cm)	Polarity
11be (SU Mode / Highest Power)	6885 (Straddle)	6 + 5	* 3991.64	42.66	PK-U	35	0	-25.59	52.07	-	-	74	-21.93	286	212	H
			* 3999.48	30.85	ADR	35.1	0	-25.63	40.32	54	-13.68	-	-	286	212	H
			* 3994.066	42.08	PK-U	35.1	0	-25.62	51.56	-	-	74	-22.44	3	305	V
			* 3967.611	30.71	ADR	34.8	0	-25.79	39.72	54	-14.28	-	-	3	305	V
			* 9008.503	57.25	PK-U	36.1	0	-45.86	47.49	-	-	74	-26.51	294	214	H
			8981.3	46.24	ADR	36.1	0	-46.16	36.18	68.2	-32.02	-	-	294	214	H
			8968.523	57.29	PK-U	36.1	0	-46.19	47.2	-	-	88.2	-41	289	395	V
			8978.402	45.99	ADR	36.1	0	-46.08	36.01	68.2	-32.19	-	-	289	395	V
			13778.25	56.49	PK-U	38.8	0	-43.09	52.2	-	-	88.2	-36	139	316	H
			13804.943	45.35	ADR	38.8	0	-43.52	40.63	68.2	-27.57	-	-	139	316	H
			13793.519	56.77	PK-U	38.8	0	-43.46	52.11	-	-	88.2	-36.09	266	325	V
			13772.008	45.25	ADR	38.8	0	-43.07	40.98	68.2	-27.22	-	-	266	325	V
	6965	6 + 5	* 2.771679	60.44	PK-U	32.1	0	-48.6	43.94	-	-	74	-30.06	253	365	H
			* 2.770466	48.47	ADR	32.1	0	-48.6	31.97	54	-22.03	-	-	253	365	H
			* 2.775655	60.16	PK-U	32.1	0	-48.6	43.66	-	-	74	-30.34	83	213	V
			* 2.776815	48.73	ADR	32.1	0	-48.6	32.23	54	-21.77	-	-	83	213	V
			* 11.086834	56.62	PK-U	37.9	0	-43.3	51.22	-	-	74	-22.78	236	262	H
			* 11.101989	45.4	ADR	37.9	0	-43.1	40.2	54	-13.8	-	-	236	262	H
			* 16.174536	55.86	PK-U	40.9	0	-41.85	54.91	-	-	74	-19.09	237	292	H
			* 16.151631	44.37	ADR	40.9	0	-41.8	43.47	54	-10.53	-	-	237	292	H
			* 11.096915	56.58	PK-U	37.9	0	-43.1	51.38	-	-	74	-22.62	64	363	V
			* 11.107994	45.22	ADR	37.9	0	-43	40.12	54	-13.88	-	-	64	363	V
			* 16.140426	55.68	PK-U	40.9	0	-41.76	54.82	-	-	74	-19.18	344	173	V
			* 16.158092	44.12	ADR	40.9	0	-41.81	43.21	54	-10.79	-	-	344	173	V
	7085	6 + 5	* 8.22994	56.27	PK-U	35.8	0	-44.2	47.87	-	-	74	-26.13	360	200	H
			* 8.229128	44.44	ADR	35.8	0	-44.2	36.04	54	-17.96	-	-	360	200	H
			* 11.984029	56.66	PK-U	38.3	0	-43.4	51.56	-	-	74	-22.44	360	101	H
			* 11.981918	44.54	ADR	38.3	0	-43.31	39.53	54	-14.47	-	-	360	101	H
			* 8.244351	57.37	PK-U	35.8	0	-44.26	48.91	-	-	74	-25.09	360	101	V
			* 8.244175	44.66	ADR	35.8	0	-44.28	36.18	54	-17.82	-	-	360	101	V
			* 11.987477	55.98	PK-U	38.3	0	-43.35	50.93	-	-	74	-23.07	360	200	V
			* 11.98978	44.58	ADR	38.3	0	-43.4	39.48	54	-14.52	-	-	360	200	V
			17.142404	58.35	PK-U	41.5	0	-43.54	56.31	-	-	88.2	-31.89	360	200	H
			17.143638	46.92	ADR	41.5	0	-43.6	44.82	68.2	-23.38	-	-	360	200	H
			17.148814	58.98	PK-U	41.5	0	-43.4	57.08	-	-	88.2	-31.12	360	200	V
			17.146547	47.02	ADR	41.5	0	-43.5	45.02	68.2	-23.18	-	-	360	200	V
11be (Partial RU Mode / Highest PSD)	6885 (Straddle) (106+26T-Index 82)	6 + 5	* 3974.833	42.27	PK-U	34.9	0	-25.68	51.49	-	-	74	-22.51	251	252	H
			* 3979.89	30.76	ADR	34.9	0	-25.68	39.98	54	-14.02	-	-	251	252	H
			* 3985.661	42.03	PK-U	35	0	-25.61	51.42	-	-	74	-22.58	204	298	V
			* 3999.088	31	ADR	35.1	0	-25.63	40.47	54	-13.53	-	-	204	298	V
			* 9000.605	57.31	PK-U	36.1	0	-46.06	47.35	-	-	74	-26.65	192	289	H
			* 9176.518	45.96	ADR	36.2	0	-45.89	36.27	54	-17.73	-	-	192	289	H
			* 9013.929	57.15	PK-U	36.1	0	-45.9	47.35	-	-	74	-26.65	36	316	V
			8974.206	45.99	ADR	36.1	0	-46.13	35.96	68.2	-32.24	-	-	36	316	V
			13798.686	45.41	ADR	38.8	0	-43.59	40.62	68.2	-27.58	-	-	147	344	H
			13800.648	56.76	PK-U	38.8	0	-43.63	51.93	-	-	88.2	-36.27	147	344	H
			13771.109	57.1	PK-U	38.8	0	-43.07	52.83	-	-	88.2	-35.37	172	141	V
			13801.382	45.35	ADR	38.8	0	-43.61	40.54	68.2	-27.66	-	-	172	141	V
	6965 (106+26T-Index 82)	6 + 5	* 2.71865	60.88	PK-U	32.5	0	-49.1	44.28	-	-	74	-29.72	331	394	H
			* 2.714242	49.06	ADR	32.5	0	-49	32.56	54	-21.44	-	-	331	394	H
			* 2.714372	60.84	PK-U	32.5	0	-49	44.34	-	-	74	-29.66	54	265	V
			* 2.724517	49.04	ADR	32.4	0	-49.1	32.34	54	-21.66	-	-	54	265	V
			* 11.106023	56.9	PK-U	37.9	0	-43	51.8	-	-	74	-22.2	79	271	H
			* 11.10114	45.61	ADR	37.9	0	-43.1	40.41	54	-13.59	-	-	79	271	H
			* 15.921818	56.5	PK-U	40.7	0	-41.8	55.4	-	-	74	-18.6	344	186	H
			* 15.926833	44.79	ADR	40.7	0	-41.78	43.71	54	-10.29	-	-	344	186	H
			* 11.113405	56.86	PK-U	37.9	0	-43	51.76	-	-	74	-22.24	190	143	V
			* 11.096371	45.44	ADR	37.9	0	-43.1	40.24	54	-13.76	-	-	190	143	V
			* 15.902938	56.92	PK-U	40.7	0	-41.9	55.72	-	-	74	-18.28	263	197	V
			* 15.920244	44.62	ADR	40.7	0	-41.88	43.44	54	-10.56	-	-	263	197	V
	7085 (106+26T-Index 85)	6 + 5	* 2.214749	61.22	PK-U	31.6	0	-49.2	43.62	-	-	74	-30.38	339	325	H
			* 2.214957	49.48	ADR	31.6	0	-49.2	31.88	54	-22.12	-	-	339	325	H
			* 2.205906	60.82	PK-U	31.5	0	-49.1	43.22	-	-	74	-30.78	307	129	V
			* 2.213061	49.48	ADR	31.6	0	-49.2	31.88	54	-22.12	-	-	307	129	V
			* 11.1075	56.97	PK-U	37.9	0	-43	51.87	-	-	74	-22.13	147	129	H
			* 11.095185	45.47	ADR	37.9	0	-43.1	40.27	54	-13.73	-	-	147	129	H
			* 16.068401	56.44	PK-U	40.9	0	-41.96	55.38	-	-	74	-18.62	300	245	H
			* 16.052426	44.78	ADR	40.9	0	-41.96	43.72	54	-10.28	-	-	300	245	H
			* 11.087075	57.67	PK-U	37.9	0	-43.3	52.27	-	-	74	-21.73	13	327	V
			* 11.103341	45.26	ADR	37.9	0	-43.03	40.13	54	-13.87	-	-	13	327	V
			* 16.060313	56.14	PK-U	40.8	0	-42	54.94	-	-	74	-19.06	105	250	V
			* 16.05099	44.9	ADR	40.9	0	-42	43.8	54	-10.2	-	-	105	250	V

* - indicates frequency in CFR47 Pt 15 / IC RSS-Restricted Band
Pk - Peak detector
RMS - RMS detection

UL VERIFICATION SERVICES
47173 Benicia Street, Fremont, CA 94538; USA TEL:(510) 319-4000 FAX:(510) 661-0888
This report shall not be reproduced except in full, without the written approval of UL VERIFICATION SERVICES

HARMONICS AND SPURIOUS EMISSIONS (STRADDLE CHANNEL / 6885MHz)

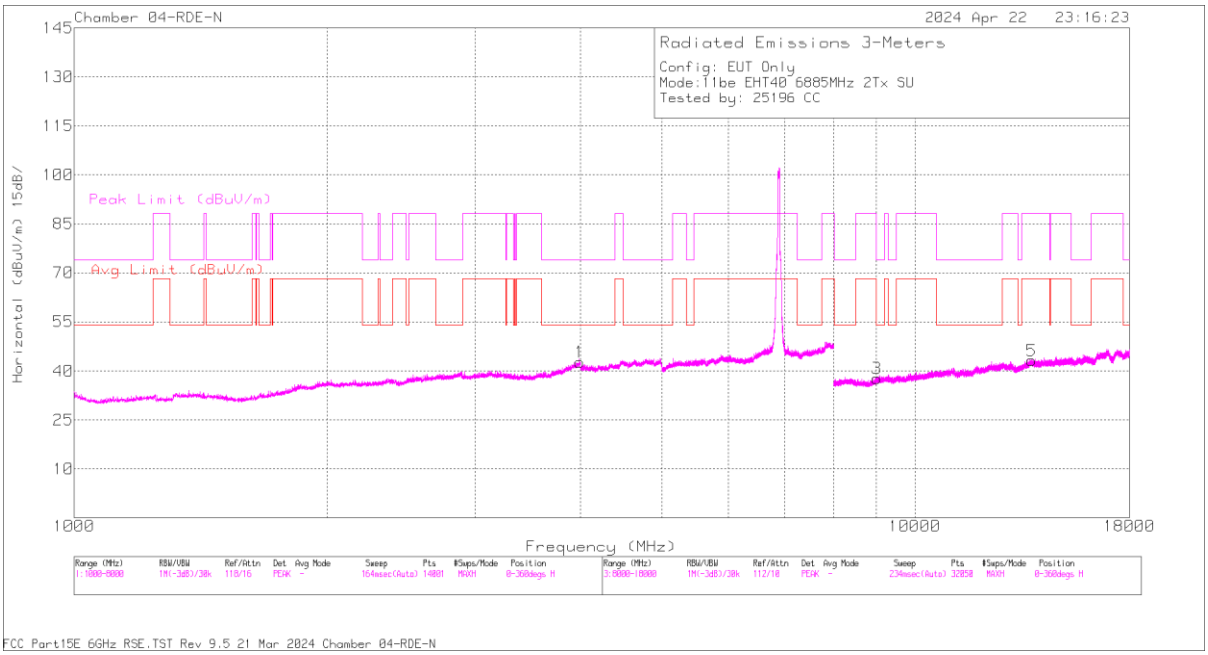

HORIZONTAL

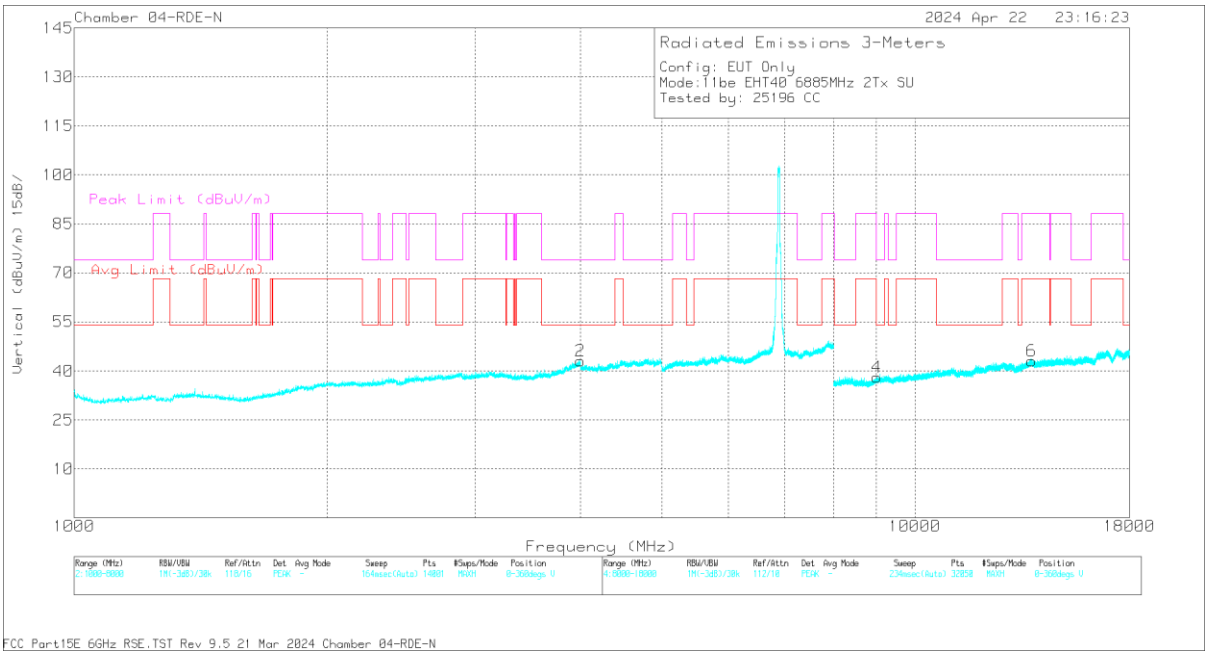

VERTICAL

UL VERIFICATION SERVICES
47173 Benicia Street, Fremont, CA 94538; USA TEL:(510) 319-4000 FAX:(510) 661-0888

This report shall not be reproduced except in full, without the written approval of UL VERIFICATION SERVICES

RADIATED EMISSIONS

Marker	Frequency (MHz)	Meter Reading (dBuV)	Det	223083 ACF (dB/m) 3m	DCCF (dB)	Gain/Loss (dB)	Corrected Reading (dBuV/m)	Avg Limit (dBuV/m)	Margin (dB)	Peak Limit (dBuV/m)	PK Margin (dB)	Azimuth (Degs)	Height (cm)	Polarity
1	* 3991.64	42.66	PK-U	35	0	-25.59	52.07	-	-	74	-21.93	286	212	H
	* 3999.48	30.85	ADR	35.1	0	-25.63	40.32	54	-13.68	-	-	286	212	H
2	* 3994.066	42.08	PK-U	35.1	0	-25.62	51.56	-	-	74	-22.44	3	305	V
	* 3967.611	30.71	ADR	34.8	0	-25.79	39.72	54	-14.28	-	-	3	305	V
3	* 9008.503	57.25	PK-U	36.1	0	-45.86	47.49	-	-	74	-26.51	294	214	H
	8981.3	46.24	ADR	36.1	0	-46.16	36.18	68.2	-32.02	-	-	294	214	H
4	8968.523	57.29	PK-U	36.1	0	-46.19	47.2	-	-	88.2	-41	289	395	V
	8978.402	45.99	ADR	36.1	0	-46.08	36.01	68.2	-32.19	-	-	289	395	V
5	13778.25	56.49	PK-U	38.8	0	-43.09	52.2	-	-	88.2	-36	139	316	H
	13804.943	45.35	ADR	38.8	0	-43.52	40.63	68.2	-27.57	-	-	139	316	H
6	13793.519	56.77	PK-U	38.8	0	-43.46	52.11	-	-	88.2	-36.09	266	325	V
	13772.008	45.25	ADR	38.8	0	-43.07	40.98	68.2	-27.22	-	-	266	325	V

* - indicates frequency in CFR47 Pt 15 / IC RSS-Restricted Band
PK-U - U-NII: Maximum Peak
ADR - U-NII AD primary method, RMS average

UL VERIFICATION SERVICES
47173 Benicia Street, Fremont, CA 94538; USA TEL:(510) 319-4000 FAX:(510) 661-0888
This report shall not be reproduced except in full, without the written approval of UL VERIFICATION SERVICES

80MHz

UNII-8 (MIMO CDD)	Channel Frequency (MHz)	Ant. #	Frequency (GHz)	Meter Reading (dBuV)	Det	AF (dB/m)	DCCF (dB)	Amp/Cbl/ Fltr/Pad (dB)	Correct Reading (dBuV/m)	Avg Limit (dBuV/m)	Avg Margin (dB)	Pk Limit (dBuV/m)	Pk Margin (dB)	Azimuth (Degs)	Height (cm)	Polarity
11be (SU Mode / Highest Power)	6945	6 + 5	1.784548	46.1	ADR	30	0	-49.37	26.73	68.2	-41.47	-	-	250	352	V
			1.784689	57.54	PK-U	30	0	-49.39	38.15	-	-	88.2	-50.05	250	352	V
			1.800002	56.57	PK-U	30.2	0	-49.34	37.43	-	-	88.2	-50.77	84	166	H
			1.800782	45.25	ADR	30.2	0	-49.39	26.06	68.2	-42.14	-	-	84	166	H
			9.582612	45.09	ADR	37	0	-45.22	36.87	68.2	-31.33	-	-	142	145	V
			9.582812	56.94	PK-U	37	0	-45.23	48.71	-	-	88.2	-39.49	142	145	V
			9.614724	44.75	ADR	37.1	0	-45.24	36.61	68.2	-31.59	-	-	46	313	H
			9.616179	56.07	PK-U	37.1	0	-45.29	47.88	-	-	88.2	-40.32	46	313	H
			16.833461	55.74	PK-U	42.6	0	-42.42	55.92	-	-	88.2	-32.28	290	126	V
			16.834592	43.72	ADR	42.6	0	-42.49	43.83	68.2	-24.37	-	-	290	126	V
			16.919659	54.93	PK-U	42.4	0	-41.86	55.47	-	-	88.2	-32.73	188	248	H
			16.920826	43.87	ADR	42.4	0	-42	44.27	68.2	-23.93	-	-	188	248	H
	7025	6 + 5	1.852847	51.39	ADR	30.7	0	-49.37	32.72	68.2	-35.48	-	-	144	275	V
			1.853277	63.07	PK-U	30.7	0	-49.37	44.4	-	-	88.2	-43.8	144	275	V
			1.853313	51.34	ADR	30.7	0	-49.37	32.67	68.2	-35.53	-	-	35	314	H
			1.855323	63.17	PK-U	30.8	0	-49.34	44.63	-	-	88.2	-43.57	35	314	H
			10.275647	57.18	PK-U	38.1	0	-45.86	49.42	-	-	88.2	-38.78	128	188	V
			10.277224	45.72	ADR	38.1	0	-45.79	38.03	68.2	-30.17	-	-	128	188	V
			10.294372	57.16	PK-U	38.1	0	-45.86	49.4	-	-	88.2	-38.8	4	165	H
			10.29548	45.73	ADR	38.1	0	-45.79	38.04	68.2	-30.16	-	-	4	165	H
			16.742647	43.65	ADR	42.7	0	-42.59	43.76	68.2	-24.44	-	-	312	292	V
			16.744592	55.91	PK-U	42.7	0	-42.53	56.08	-	-	88.2	-32.12	312	292	V
			16.801494	54.69	PK-U	42.7	0	-42.42	54.97	-	-	88.2	-33.23	270	318	H
			16.802916	43.61	ADR	42.7	0	-42.36	43.95	68.2	-24.25	-	-	270	318	H
11be (Partial RU Mode / Highest PSD)	6945 (106+26T-Index 82)	6 + 5	* 2.701218	60.94	PK-U	32.5	0	-49.92	43.52	-	-	74	-30.48	48	258	H
			* 2.699732	49.17	ADR	32.5	0	-49.95	31.72	54	-22.28	-	-	48	258	H
			* 4.028454	58.03	PK-U	33.4	0	-47.71	43.72	-	-	74	-30.28	87	342	H
			* 4.029866	46.59	ADR	33.4	0	-47.79	32.2	54	-21.8	-	-	87	342	H
			* 2.701406	60.58	PK-U	32.5	0	-49.93	43.15	-	-	74	-30.85	243	279	V
			* 2.699995	49.33	ADR	32.5	0	-49.95	31.88	54	-22.12	-	-	243	279	V
			* 4.014749	58.39	PK-U	33.4	0	-47.89	43.9	-	-	74	-30.1	348	298	V
			* 4.01521	46.77	ADR	33.4	0	-47.91	32.26	54	-21.74	-	-	348	298	V
			* 11.447495	56.83	PK-U	37.8	0	-45.38	49.25	-	-	74	-24.75	37	126	H
			* 11.447244	45.34	ADR	37.8	0	-45.38	37.76	54	-16.24	-	-	37	126	H
			* 11.428287	57.24	PK-U	37.7	0	-45.47	49.47	-	-	74	-24.53	179	371	V
			* 11.42739	45.5	ADR	37.7	0	-45.45	37.75	54	-16.25	-	-	179	371	V
	7025 (106+26T-Index 89)	6 + 5	* 2.696297	61.09	PK-U	32.5	0	-49.98	43.61	-	-	74	-30.39	209	205	H
			* 2.696254	49.01	ADR	32.5	0	-49.98	31.53	54	-22.47	-	-	209	205	H
			* 4.338253	58.96	PK-U	33.7	0	-48.19	44.47	-	-	74	-29.53	207	117	H
			* 4.338772	47.55	ADR	33.7	0	-48.18	33.07	54	-20.93	-	-	207	117	H
			* 2.693623	60.84	PK-U	32.5	0	-49.99	43.35	-	-	74	-30.65	169	167	V
			* 2.694322	49.08	ADR	32.5	0	-50	31.58	54	-22.42	-	-	169	167	V
			* 4.309579	58	PK-U	33.6	0	-47.62	43.98	-	-	74	-30.02	84	241	V
			* 4.307393	46.5	ADR	33.6	0	-47.67	32.43	54	-21.57	-	-	84	241	V
			* 11.003583	57.61	PK-U	37.9	0	-45.15	50.36	-	-	74	-23.64	223	240	H
			* 11.004551	45.58	ADR	37.9	0	-45.16	38.32	54	-15.68	-	-	223	240	H
			* 10.98808	56.83	PK-U	37.9	0	-45.48	49.25	-	-	74	-24.75	141	323	V
			* 10.987695	45.93	ADR	37.9	0	-45.5	38.33	54	-15.67	-	-	141	323	V

* - indicates frequency in CFR47 Pt 15 / IC RSS-Restricted Band
Pk - Peak detector
RMS - RMS detection

UL VERIFICATION SERVICES
47173 Benicia Street, Fremont, CA 94538; USA TEL:(510) 319-4000 FAX:(510) 661-0888
This report shall not be reproduced except in full, without the written approval of UL VERIFICATION SERVICES

HARMONICS AND SPURIOUS EMISSIONS (LOW CHANNEL / 6945MHz)

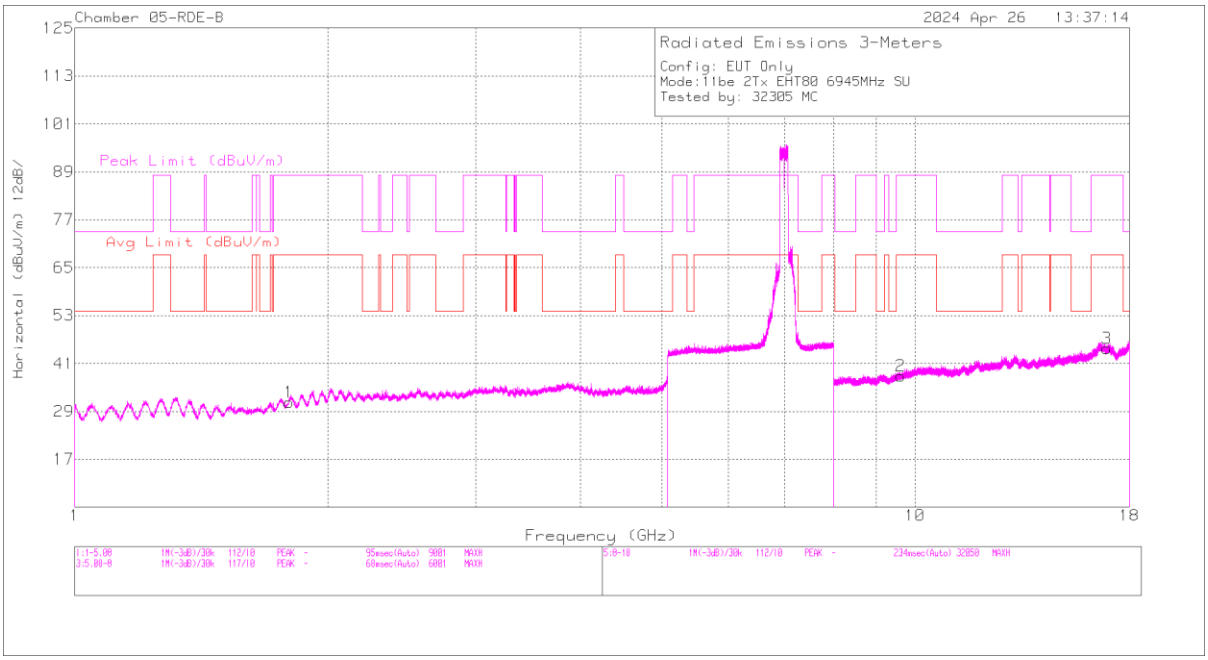

HORIZONTAL

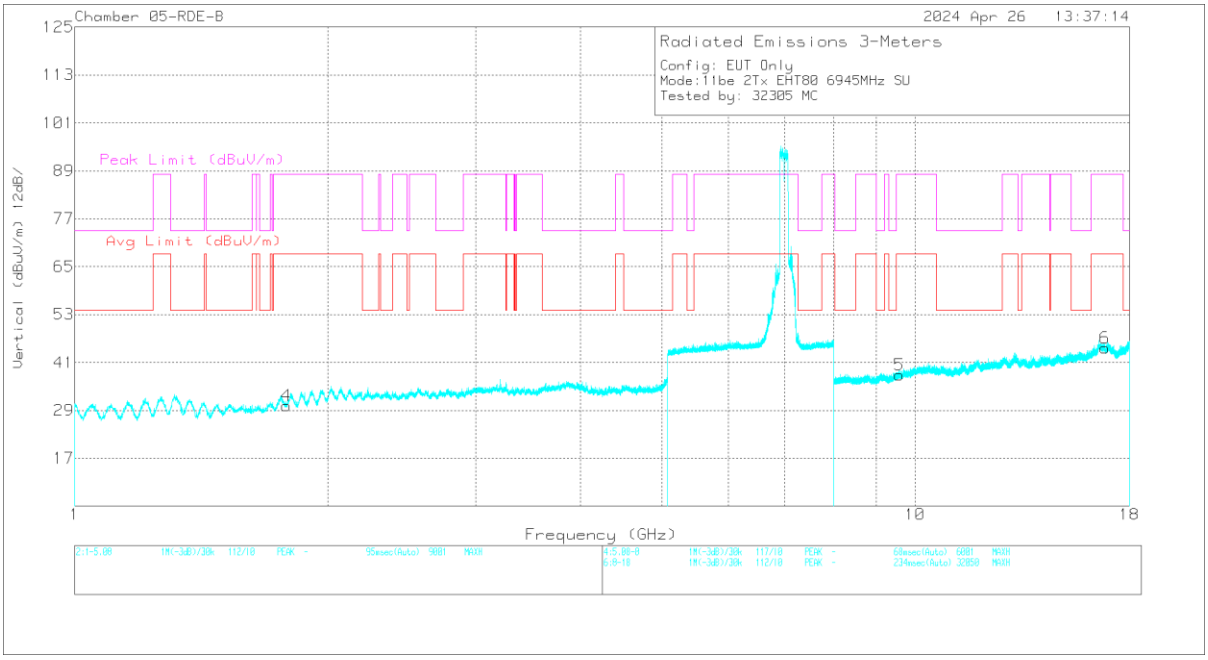

VERTICAL

UL VERIFICATION SERVICES
47173 Benicia Street, Fremont, CA 94538; USA TEL:(510) 319-4000 FAX:(510) 661-0888
This report shall not be reproduced except in full, without the written approval of UL VERIFICATION SERVICES

RADIATED EMISSIONS

Marker	Frequency (GHz)	Meter Reading (dBuV)	Det	80707 ACF (dB/m)	DCCF (dB)	Gain/Loss (dB)	Corrected Reading (dBuV/m)	Avg Limit (dBuV/m)	Margin (dB)	Peak Limit (dBuV/m)	PK Margin (dB)	Azimuth (Degs)	Height (cm)	Polarity
4	1.784548	46.1	ADR	30	0	-49.37	26.73	68.2	-41.47	-	-	250	352	V
	1.784689	57.54	PK-U	30	0	-49.39	38.15	-	-	88.2	-50.05	250	352	V
1	1.800002	56.57	PK-U	30.2	0	-49.34	37.43	-	-	88.2	-50.77	84	166	H
	1.800782	45.25	ADR	30.2	0	-49.39	26.06	68.2	-42.14	-	-	84	166	H

Marker	Frequency (GHz)	Meter Reading (dBuV)	Det	80707 ACF (dB/m)	8 GHz HPF (dB)	DCCF (dB)	Gain/Loss (dB)	Corrected Reading (dBuV/m)	Avg Limit (dBuV/m)	Margin (dB)	Peak Limit (dBuV/m)	PK Margin (dB)	Azimuth (Degs)	Height (cm)	Polarity
5	9.582612	45.09	ADR	37	.4	0	-45.62	36.87	68.2	-31.33	-	-	142	145	V
	9.582812	56.94	PK-U	37	.4	0	-45.63	48.71	-	-	88.2	-39.49	142	145	V
2	9.614724	44.75	ADR	37.1	.3	0	-45.54	36.61	68.2	-31.59	-	-	46	313	H
	9.616179	56.07	PK-U	37.1	.3	0	-45.59	47.88	-	-	88.2	-40.32	46	313	H
6	16.833461	55.74	PK-U	42.6	.5	0	-42.92	55.92	-	-	88.2	-32.28	290	126	V
	16.834592	43.72	ADR	42.6	.5	0	-42.99	43.83	68.2	-24.37	-	-	290	126	V
3	16.919659	54.93	PK-U	42.4	.5	0	-42.36	55.47	-	-	88.2	-32.73	188	248	H
	16.920826	43.87	ADR	42.4	.5	0	-42.5	44.27	68.2	-23.93	-	-	188	248	H

PK-U - U-NII: Maximum Peak
ADR - U-NII AD primary method, RMS average

UL VERIFICATION SERVICES
47173 Benicia Street, Fremont, CA 94538; USA TEL:(510) 319-4000 FAX:(510) 661-0888
This report shall not be reproduced except in full, without the written approval of UL VERIFICATION SERVICES

160MHz

UNII-8 (MIMO CDD)	Channel Frequency (MHz)	Ant. #	Frequency (GHz)	Meter Reading (dBuV)	Det	80707 ACF (dB/m)	DCCF (dB)	Gain/Loss (dB)	Correct Reading (dBuV/m)	Avg Limit (dBuV/m)	Avg Margin (dB)	Pk Limit (dBuV/m)	Pk Margin (dB)	Azimuth (Degs)	Height (cm)	Polarity
11be (SU Mode / Highest Power)	6985	6 + 5	2.131573	61.98	PK-U	31.9	0	-49.48	44.4	-	-	88.2	-43.8	360	101	V
			2.132323	49.83	ADR	31.9	0.1	-49.39	32.44	68.2	-35.76	-	-	360	101	V
			2.143687	49.04	ADR	31.9	0.1	-49.5	31.54	68.2	-36.66	-	-	360	101	H
			2.144417	60.55	PK-U	31.9	0	-49.5	42.95	-	-	88.2	-45.25	360	101	H
			* 12.544557	43.02	ADR	39.2	0.1	-42.24	40.08	54	-13.92	-	-	360	200	V
			* 12.548048	54.9	PK-U	39.2	0	-42.24	51.86	-	-	74	-22.14	360	200	V
			* 12.566518	42.86	ADR	39.2	0.1	-42.38	39.78	54	-14.22	-	-	360	101	H
			* 12.567514	55.38	PK-U	39.2	0	-42.49	52.09	-	-	74	-21.91	360	101	H
			* 9.34163	44.79	ADR	36.3	0.1	-45.39	35.8	54	-18.2	-	-	360	200	V
			* 9.341993	56.47	PK-U	36.3	0	-45.43	47.34	-	-	74	-26.66	360	200	V
			* 9.366025	44.93	ADR	36.4	0.1	-45.52	35.91	54	-18.09	-	-	360	101	H
			* 9.367672	56.57	PK-U	36.4	0	-45.41	47.56	-	-	74	-26.44	360	101	H
11be (Partial RU Mode / Highest PSD)	6985 (106+26 Index S89)	6 + 5	* 2.697284	61.24	PK-U	32.5	0	-49.96	43.78	-	-	74	-30.22	349	356	H
			* 2.698745	49.08	ADR	32.5	0	-49.95	31.63	54	-22.37	-	-	349	356	H
			* 3.974072	57.67	PK-U	33.4	0	-47.82	43.25	-	-	74	-30.75	233	323	H
			* 3.975918	46.42	ADR	33.4	0	-47.77	32.05	54	-21.95	-	-	233	323	H
			* 2.707032	60.72	PK-U	32.5	0	-49.85	43.37	-	-	74	-30.63	152	179	V
			* 2.704781	48.82	ADR	32.5	0	-49.9	31.42	54	-22.58	-	-	152	179	V
			* 3.964068	57.79	PK-U	33.5	0	-47.72	43.57	-	-	74	-30.43	223	351	V
			* 3.961083	46.18	ADR	33.5	0	-47.84	31.84	54	-22.16	-	-	223	351	V
			* 12.186041	56.78	PK-U	38.7	0	-45.11	50.37	-	-	74	-23.63	207	112	H
			* 12.185008	45.45	ADR	38.7	0	-45.11	39.04	54	-14.96	-	-	207	112	H
			* 12.131023	56.65	PK-U	38.7	0	-44.68	50.67	-	-	74	-23.33	294	363	V
			* 12.132403	44.96	ADR	38.7	0	-44.71	38.95	54	-15.05	-	-	294	363	V

* - indicates frequency in CFR47 Pt 15 / IC RSS-Restricted Band
Pk - Peak detector
RMS - RMS detection

UL VERIFICATION SERVICES
47173 Benicia Street, Fremont, CA 94538; USA TEL:(510) 319-4000 FAX:(510) 661-0888
This report shall not be reproduced except in full, without the written approval of UL VERIFICATION SERVICES

HARMONICS AND SPURIOUS EMISSIONS (MID CHANNEL / 6985MHz)

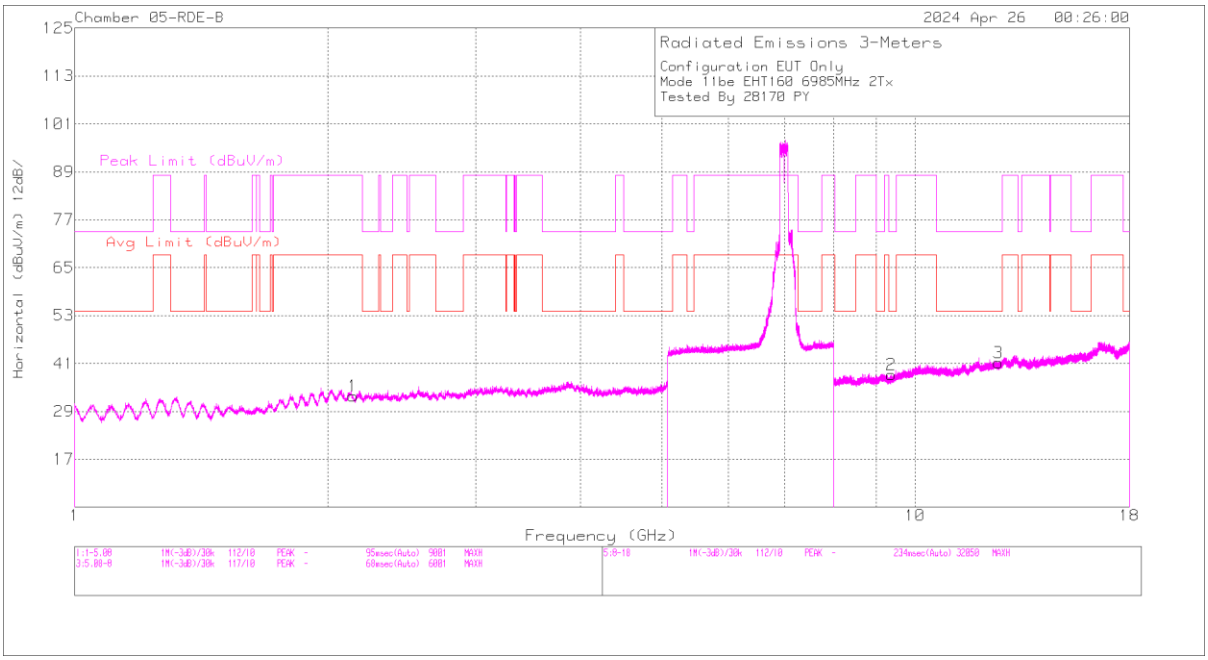

HORIZONTAL

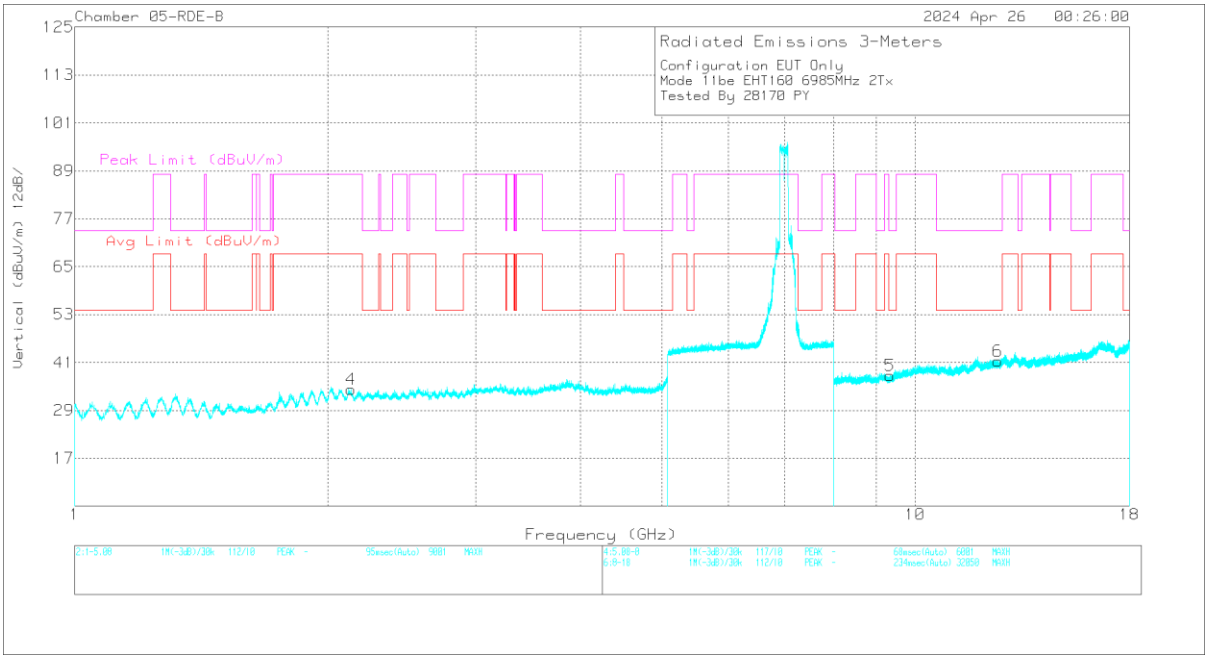

VERTICAL

UL VERIFICATION SERVICES
47173 Benicia Street, Fremont, CA 94538; USA TEL:(510) 319-4000 FAX:(510) 661-0888

This report shall not be reproduced except in full, without the written approval of UL VERIFICATION SERVICES

RADIATED EMISSIONS

Marker	Frequency (GHz)	Meter Reading (dBuV)	Det	80707 ACF (dB/m)	DCCF (dB)	Gain/Loss (dB)	Corrected Reading (dBuV/m)	Avg Limit (dBuV/m)	Margin (dB)	Peak Limit (dBuV/m)	PK Margin (dB)	Azimuth (Degs)	Height (cm)	Polarity
4	2.131573	61.98	PK-U	31.9	0	-49.48	44.4	-	-	88.2	-43.8	360	101	V
	2.132323	49.83	ADR	31.9	0.1	-49.39	32.44	68.2	-35.76	-	-	360	101	V
1	2.143687	49.04	ADR	31.9	0.1	-49.5	31.54	68.2	-36.66	-	-	360	101	H
	2.144417	60.55	PK-U	31.9	0	-49.5	42.95	-	-	88.2	-45.25	360	101	H

Marker	Frequency (GHz)	Meter Reading (dBuV)	Det	80707 ACF (dB/m)	8 GHz HPF (dB)	DCCF (dB)	Gain/Loss (dB)	Corrected Reading (dBuV/m)	Avg Limit (dBuV/m)	Margin (dB)	Peak Limit (dBuV/m)	PK Margin (dB)	Azimuth (Degs)	Height (cm)	Polarity
6	* 12.544557	43.02	ADR	39.2	.4	0.1	-42.24	40.08	54	-13.92	-	-	360	200	V
	* 12.548048	54.9	PK-U	39.2	.4	0	-42.24	51.86	-	-	74	-22.14	360	200	V
3	* 12.566518	42.86	ADR	39.2	.4	0.1	-42.38	39.78	54	-14.22	-	-	360	101	H
	* 12.567514	55.38	PK-U	39.2	.4	0	-42.49	52.09	-	-	74	-21.91	360	101	H
5	* 9.34163	44.79	ADR	36.3	.4	0.1	-45.39	35.8	54	-18.2	-	-	360	200	V
	* 9.341993	56.47	PK-U	36.3	.4	0	-45.43	47.34	-	-	74	-26.66	360	200	V
2	* 9.366025	44.93	ADR	36.4	.4	0.1	-45.52	35.91	54	-18.09	-	-	360	101	H
	* 9.367672	56.57	PK-U	36.4	.4	0	-45.81	47.56	-	-	74	-26.44	360	101	H

* - indicates frequency in CFR47 Pt 15 / IC RSS-Restricted Band
PK-U - U-NII: Maximum Peak
ADR - U-NII AD primary method, RMS average

UL VERIFICATION SERVICES
47173 Benicia Street, Fremont, CA 94538; USA TEL:(510) 319-4000 FAX:(510) 661-0888
This report shall not be reproduced except in full, without the written approval of UL VERIFICATION SERVICES

1.2. WORST CASE BELOW 1 GHz

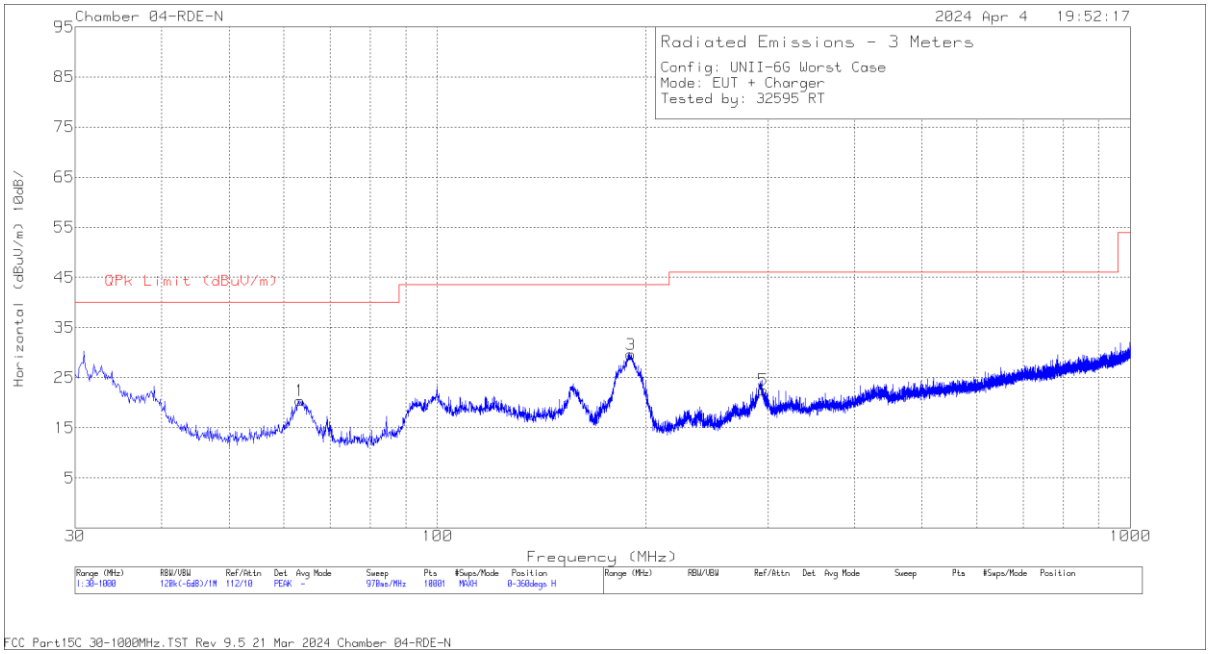

HORIZONTAL

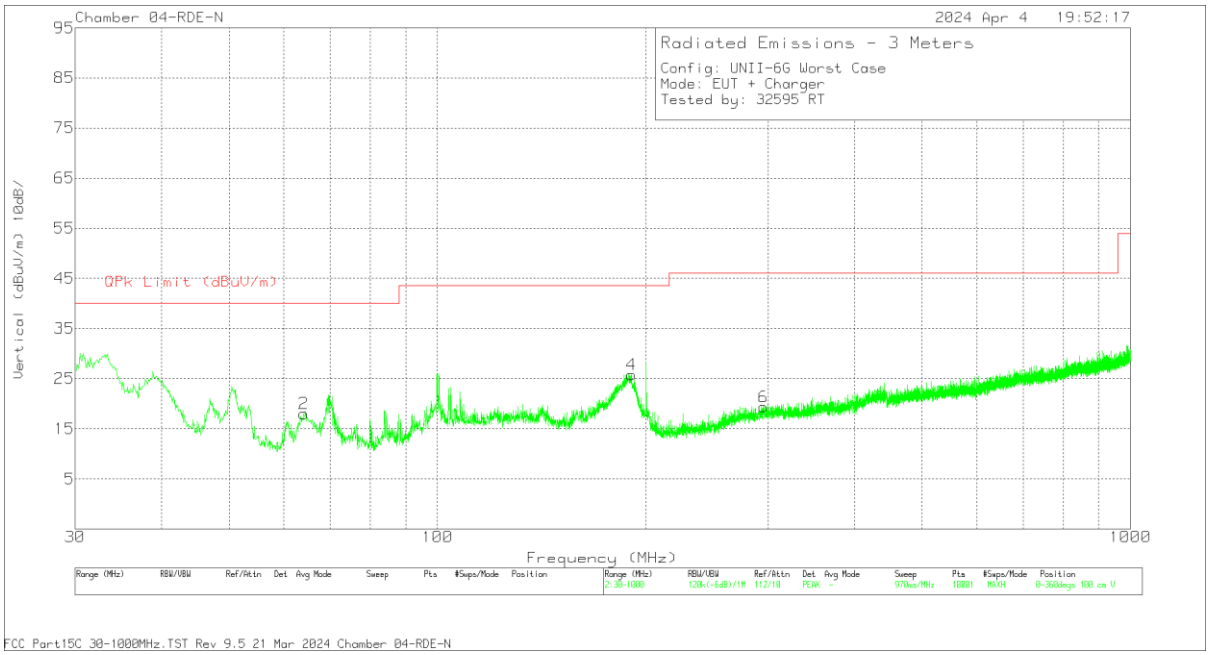

VERTICAL

UL VERIFICATION SERVICES
47173 Benicia Street, Fremont, CA 94538; USA TEL:(510) 319-4000 FAX:(510) 661-0888

This report shall not be reproduced except in full, without the written approval of UL VERIFICATION SERVICES

Radiated Emissions

Marker	Frequency (MHz)	Meter Reading (dBuV)	Det	222008 ACF (dB/m)	Amp Cbl (dB)	DCCF (dB)	Corrected Reading (dBuV/m)	QPk Limit (dBuV/m)	Margin (dB)	Azimuth (Degs)	Height (cm)	Polarity
1	63.271	19.77	Pk	13.7	-32.1	0	1.37	40	-38.63	169	295	H
1	63.271	23.92	Qp	13.7	-32.1	.1	5.62	40	-34.38	169	295	H
2	64.144	24.67	Pk	13.8	-32.1	0	6.37	40	-33.63	327	321	V
2	64.144	32.13	Qp	13.8	-32.1	.1	13.93	40	-26.07	327	321	V
3	190.05	28.77	Pk	17.2	-31.4	0	14.57	43.52	-28.95	301	261	H
3	190.05	32.79	Qp	17.2	-31.4	.1	18.69	43.52	-24.83	301	261	H
4	190.535	31.53	Pk	17.2	-31.4	0	17.33	43.52	-26.19	180	249	V
4	190.535	33.32	Qp	17.2	-31.4	.1	19.22	43.52	-24.3	180	249	V
5	295.101	16.76	Pk	19.1	-31	0	4.86	46.02	-41.16	202	227	H
5	295.101	25.49	Qp	19.1	-31	.1	13.69	46.02	-32.33	202	227	H
6	295.392	26.17	Pk	19.1	-31	0	14.27	46.02	-31.75	211	109	V
6	295.392	24.16	Qp	19.1	-31	.1	12.36	46.02	-33.66	211	109	V

Pk - Peak detector
Qp - Quasi-Peak detector

UL VERIFICATION SERVICES
47173 Benicia Street, Fremont, CA 94538; USA TEL:(510) 319-4000 FAX:(510) 661-0888
This report shall not be reproduced except in full, without the written approval of UL VERIFICATION SERVICES

1.3. WORST CASE 18-26 GHz

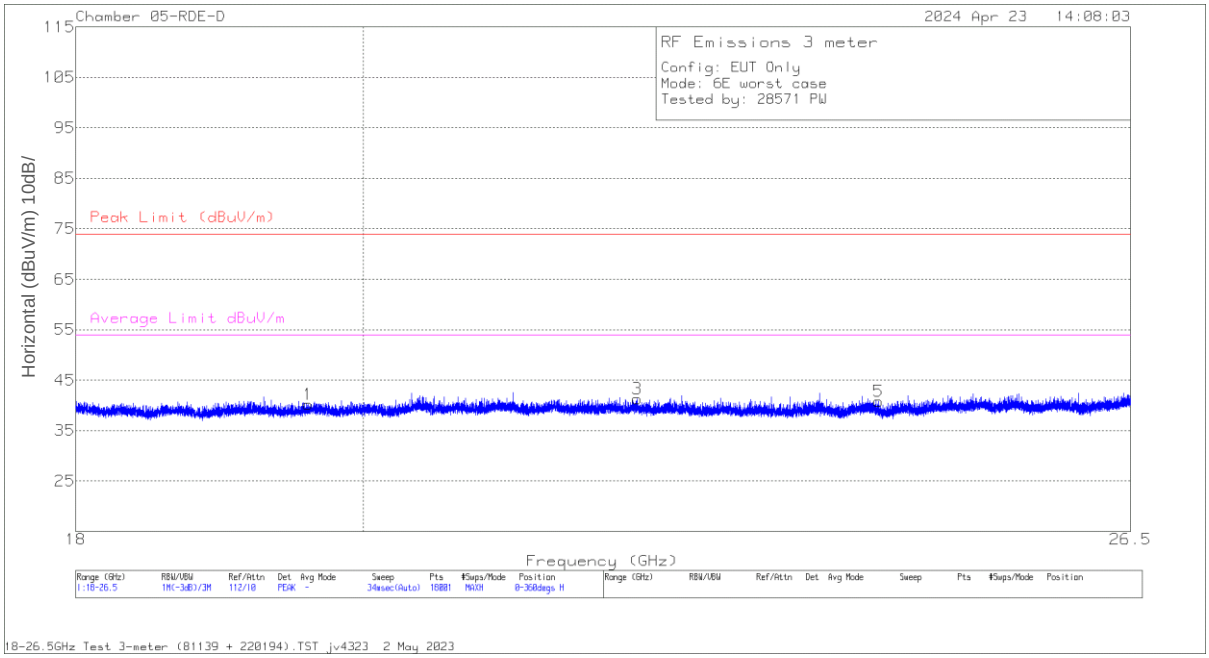

HORIZONTAL

VERTICAL

UL VERIFICATION SERVICES
47173 Benicia Street, Fremont, CA 94538; USA TEL:(510) 319-4000 FAX:(510) 661-0888
This report shall not be reproduced except in full, without the written approval of UL VERIFICATION SERVICES

RADIATED EMISSIONS

Marker	Frequency (GHz)	Meter Reading (dBuV)	Det	81139 ACF (dB/m)	Amp/Cbl (dB)	Cables (dB)	Corrected Reading (dBuVolts)	Peak Limit (dBuV/m)	PK Margin (dB)	Average Limit dBuV/m	Margin (dB)	Azimuth (Degs)	Height (cm)	Polarity
1	19.599416	55.65	Pk	33.1	-61.7	13.1	40.15	74	-33.85	54	-13.85	0-360	200	H
2	19.587138	55.3	Pk	33.1	-61.7	13.1	39.8	74	-34.2	54	-14.20	0-360	101	V
3	22.115415	55.03	Pk	33.5	-61.2	14	41.33	74	-32.67	54	-12.67	0-360	101	H
4	22.088026	53.89	Pk	33.5	-61.2	14	40.19	74	-33.81	54	-13.81	0-360	101	V
5	24.162969	55.13	Pk	33.9	-62.8	14.6	40.83	74	-33.17	54	-13.17	0-360	101	H
6	24.182803	54.44	Pk	33.9	-62.9	14.6	40.04	74	-33.96	54	-13.96	0-360	101	V

Pk - Peak detector

UL VERIFICATION SERVICES
47173 Benicia Street, Fremont, CA 94538; USA TEL:(510) 319-4000 FAX:(510) 661-0888

This report shall not be reproduced except in full, without the written approval of UL VERIFICATION SERVICES

1.4. WORST CASE 26-40 GHz

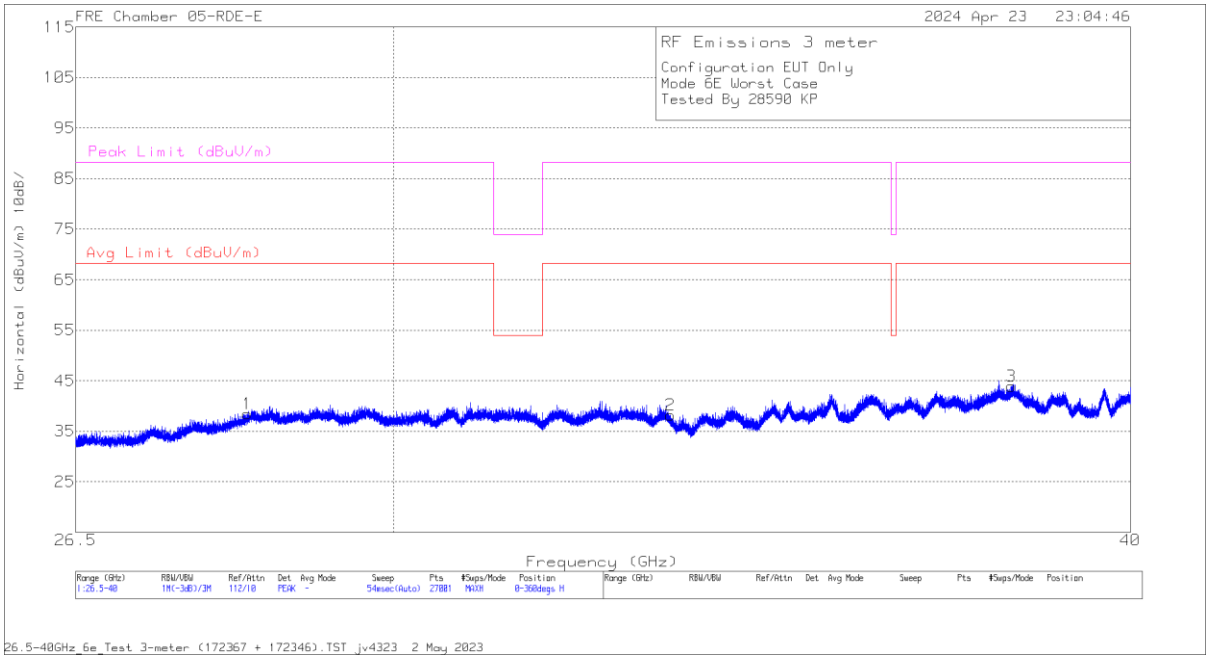

HORIZONTAL

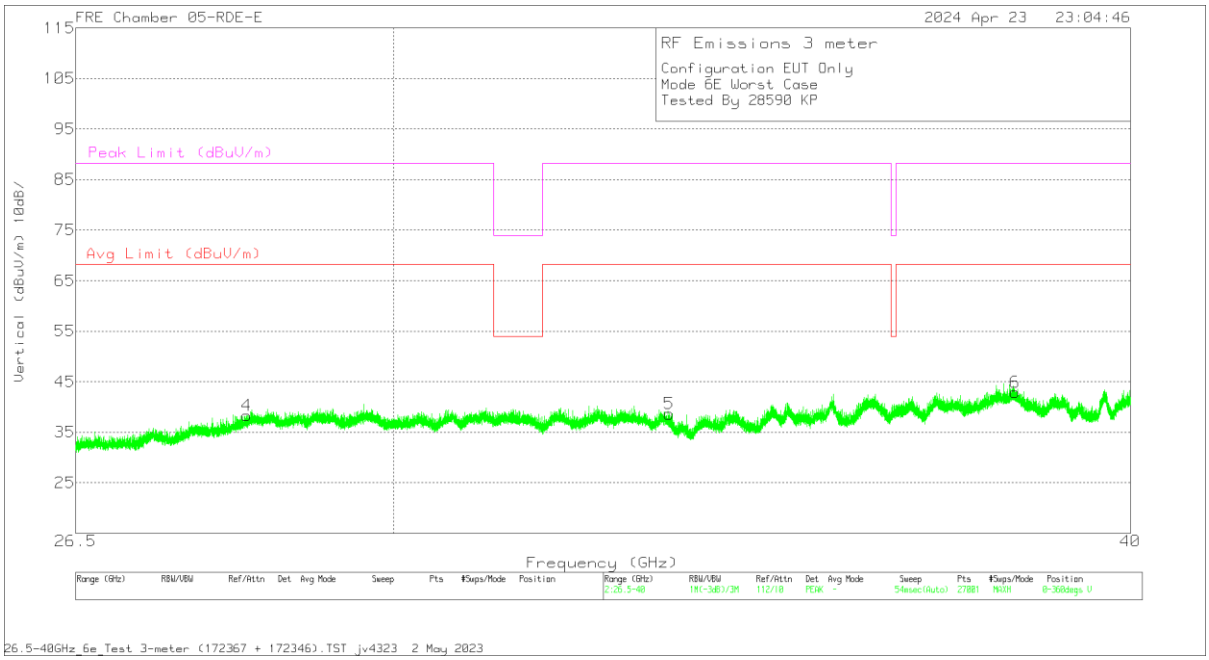

VERTICAL

UL VERIFICATION SERVICES
47173 Benicia Street, Fremont, CA 94538; USA TEL:(510) 319-4000 FAX:(510) 661-0888

This report shall not be reproduced except in full, without the written approval of UL VERIFICATION SERVICES

RADIATED EMISSIONS

Marker	Frequency (GHz)	Meter Reading (dBuV)	Det	172367 ACF (dB/m) - 3mH	172346 Amp Assembly (dB)	CBL (dB)	Corrected Reading (dBuV/m)	Avg Limit (dBuV/m)	Margin (dB)	Peak Limit (dBuV/m)	PK Margin (dB)	Azimuth (Degs)	Height (cm)	Polarity
1	28.334893	41.44	PK-U	36.6	-66.6	28.1	39.54	-	-	88.2	-48.66	360	101	H
2	33.422347	42.8	PK-U	37.2	-71.2	30.7	39.5	-	-	88.2	-48.7	360	200	H
3	38.178269	43.51	PK-U	38.5	-70.2	33.1	44.91	-	-	88.2	-43.29	360	101	H
4	28.325692	41.18	PK-U	36.6	-66.7	28.1	39.18	-	-	88.2	-49.02	360	200	V
5	33.408259	42.66	PK-U	37.2	-71	30.7	39.56	-	-	88.2	-48.64	360	200	V
6	38.242072	43.86	PK-U	38.6	-70.5	33.1	45.06	-	-	88.2	-43.14	360	200	V

PK-U - U-NII: Maximum Peak

UL VERIFICATION SERVICES
47173 Benicia Street, Fremont, CA 94538; USA TEL:(510) 319-4000 FAX:(510) 661-0888

This report shall not be reproduced except in full, without the written approval of UL VERIFICATION SERVICES

2. AC POWER LINE CONDUCTED EMISSIONS

LIMITS

FCC §15.207 (a)

RSS-Gen 8.8

Frequency of Emission (MHz)	Conducted Limit (dBµV)	
	Quasi-peak	Average
0.15-0.5	66 to 56 *	56 to 46 *
0.5-5	56	46
5-30	60	50

*Decreases with the logarithm of the frequency.

TEST PROCEDURE

The EUT is placed on a non-conducting table 40 cm from the vertical ground plane and 80 cm above the horizontal ground plane. The EUT is configured in accordance with ANSI C63.10.

The receiver is set to a resolution bandwidth of 9 kHz. Peak detection is used unless otherwise noted as quasi-peak or average.

Line conducted data is recorded for both NEUTRAL and HOT lines.

RESULTS

UL VERIFICATION SERVICES
47173 Benicia Street, Fremont, CA 94538; USA TEL:(510) 319-4000 FAX:(510) 661-0888
This report shall not be reproduced except in full, without the written approval of UL VERIFICATION SERVICES

2.1. EUT WITH AC ADAPTER

LINE 1 RESULTS

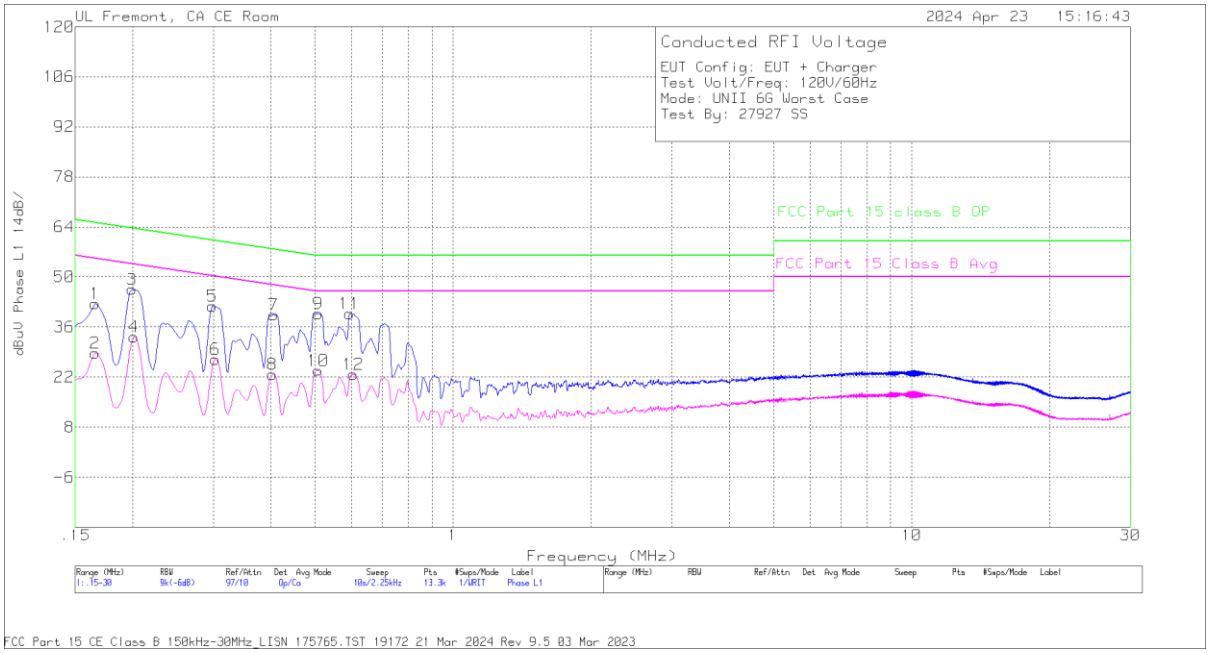

Range 1: Phase L1 .15 - 30MHz													
Marker	**Frequency (MHz)**	**Meter Reading (dBuV)**	**Det**	**Cbl (dB)**	**LISN (dB)**	**Trns Limiter (dB)**	**10 dB Pad**	**DCCF (dB)**	**Corrected Reading dBuV**	**FCC Part 15 Class B Avg (dBuV)**	**Margin (dB)**	**FCC Part 15 class B QP (dBuV)**	**Margin (dB)**
2	.1658	9.08	Ca	0	.1	9.5	10	.1	28.78	55.17	-26.39	-	-
4	.2018	13.63	Ca	.1	0	9.4	10	.1	33.23	53.54	-20.31	-	-
6	.303	7.34	Ca	.1	0	9.4	10	.1	26.94	50.16	-23.22	-	-
8	.4043	3.21	Ca	0	0	9.4	10	.1	22.71	47.77	-25.06	-	-
10	.5078	4.48	Ca	0	0	9.3	10	.1	23.88	46	-22.12	-	-
12	.6068	3.24	Ca	0	0	9.4	10	.1	22.74	46	-23.26	-	-
1	.1658	22.87	Qp	0	.1	9.5	10	.1	42.57	-	-	65.17	-22.6
3	.1995	26.81	Qp	.1	.1	9.4	10	.1	46.51	-	-	63.63	-17.12
5	.2985	22.21	Qp	.1	0	9.4	10	.1	41.81	-	-	60.28	-18.47
7	.4065	19.91	Qp	0	0	9.4	10	.1	39.41	-	-	57.72	-18.31
9	.5078	20.36	Qp	0	0	9.3	10	.1	39.76	-	-	56	-16.24
11	.5955	20.28	Qp	0	0	9.4	10	.1	39.78	-	-	56	-16.22

Qp - Quasi-Peak detector
Ca - CISPR average detection

UL VERIFICATION SERVICES
47173 Benicia Street, Fremont, CA 94538; USA TEL:(510) 319-4000 FAX:(510) 661-0888
This report shall not be reproduced except in full, without the written approval of UL VERIFICATION SERVICES

LINE 2 RESULTS

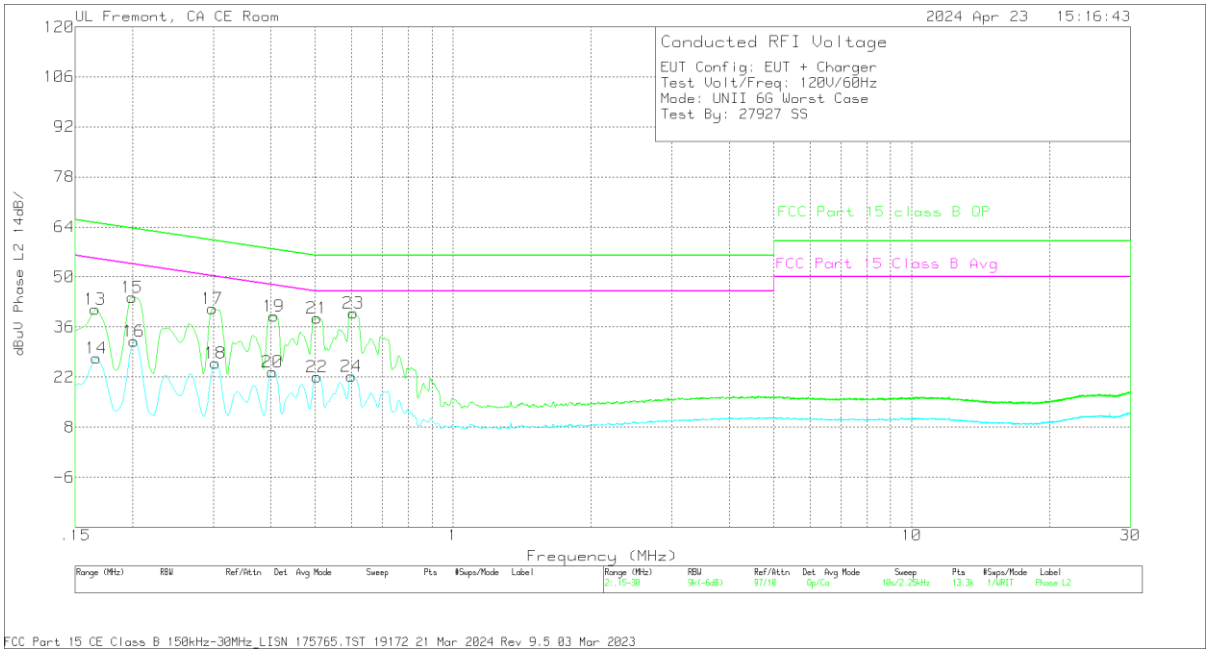

Range 2: Phase L2 .15 - 30MHz													
Marker	Frequency (MHz)	Meter Reading (dBuV)	Det	Cbl (dB)	LISN (dB)	Trns Limiter (dB)	10 dB Pad	DCCF (dB)	Corrected Reading dBuV	FCC Part 15 Class B Avg (dBuV)	Margin (dB)	FCC Part 15 class B QP (dBuV)	Margin (dB)
14	.1669	7.58	Ca	0	.1	9.5	10	.1	27.28	55.11	-27.83	-	-
16	.2018	12.46	Ca	.1	0	9.4	10	.1	32.06	53.54	-21.48	-	-
18	.303	6.32	Ca	.1	0	9.4	10	.1	25.92	50.16	-24.24	-	-
20	.4043	3.91	Ca	.1	0	9.4	10	.1	23.51	47.77	-24.26	-	-
22	.5055	2.68	Ca	0	0	9.3	10	.1	22.08	46	-23.92	-	-
24	.6	2.61	Ca	.1	0	9.4	10	.1	22.21	46	-23.79	-	-
13	.1658	21.34	Qp	0	.1	9.5	10	.1	41.04	-	-	65.17	-24.13
15	.1995	24.76	Qp	.1	0	9.4	10	.1	44.36	-	-	63.63	-19.27
17	.2985	21.53	Qp	.1	0	9.4	10	.1	41.13	-	-	60.28	-19.15
19	.4065	19.49	Qp	.1	0	9.4	10	.1	39.09	-	-	57.72	-18.63
21	.5055	19.08	Qp	0	0	9.3	10	.1	38.48	-	-	56	-17.52
23	.6068	20.32	Qp	.1	0	9.4	10	.1	39.92	-	-	56	-16.08

Qp - Quasi-Peak detector
Ca - CISPR average detection

UL VERIFICATION SERVICES
47173 Benicia Street, Fremont, CA 94538; USA TEL:(510) 319-4000 FAX:(510) 661-0888
This report shall not be reproduced except in full, without the written approval of UL VERIFICATION SERVICES

2.2. EUT WITH LAPTOP

LINE 1 RESULTS

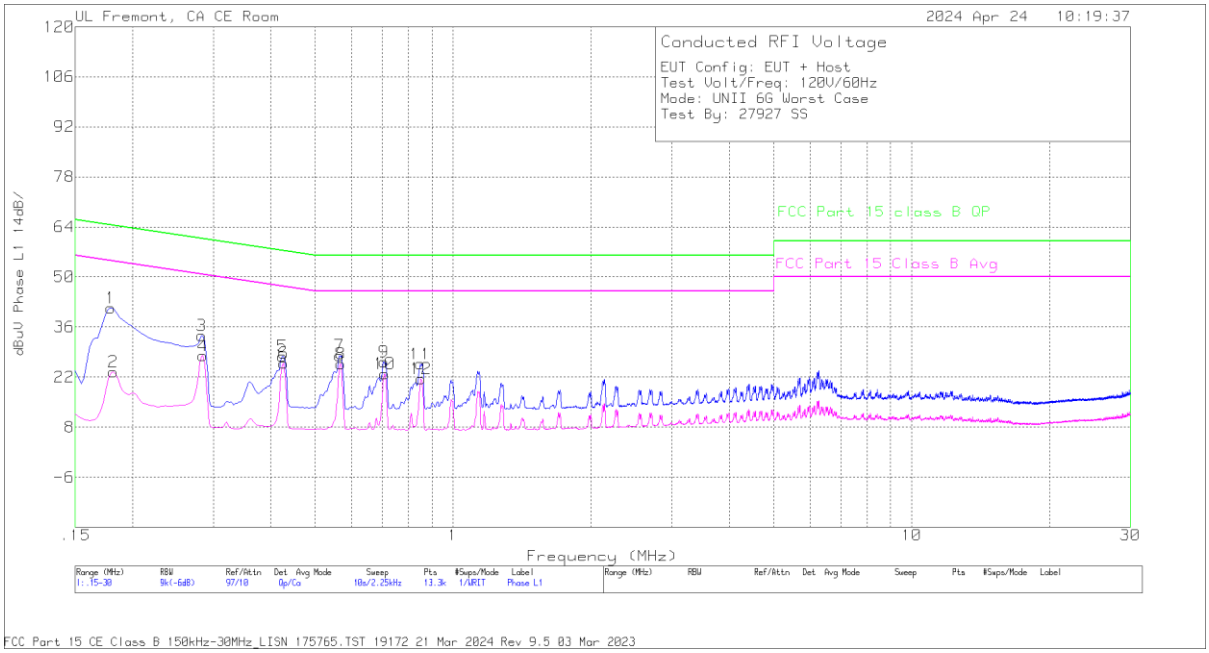

Range 1: Phase L1 .15 - 30MHz													
Marker	**Frequency (MHz)**	**Meter Reading (dBuV)**	**Det**	**Cbl (dB)**	**LISN (dB)**	**Trns Limiter (dB)**	**10 dB Pad**	**DCCF (dB)**	**Corrected Reading dBuV**	**FCC Part 15 Class B Avg (dBuV)**	**Margin (dB)**	**FCC Part 15 class B QP (dBuV)**	**Margin (dB)**
2	.1815	3.7	Ca	.1	.1	9.4	10	.1	23.4	54.42	-31.02	-	-
4	.285	8.32	Ca	.1	0	9.4	10	.1	27.92	50.67	-22.75	-	-
6	.4268	6.38	Ca	.1	0	9.3	10	.1	25.88	47.32	-21.44	-	-
8	.5685	6.21	Ca	.1	0	9.3	10	.1	25.71	46	-20.29	-	-
10	.7103	3.48	Ca	.1	0	9.3	10	.1	22.98	46	-23.02	-	-
12	.852	1.98	Ca	.1	0	9.3	10	.1	21.48	46	-24.52	-	-
1	.1793	21.68	Qp	.1	.1	9.4	10	.1	41.38	-	-	64.52	-23.14
3	.2828	14.07	Qp	.1	0	9.4	10	.1	33.67	-	-	60.73	-27.06
5	.4245	8.3	Qp	0	0	9.4	10	.1	27.8	-	-	57.36	-29.56
7	.5663	8.46	Qp	.1	0	9.3	10	.1	27.96	-	-	56	-28.04
9	.708	6.72	Qp	.1	0	9.3	10	.1	26.22	-	-	56	-29.78
11	.8475	6.15	Qp	.1	0	9.3	10	.1	25.65	-	-	56	-30.35

Qp - Quasi-Peak detector
Ca - CISPR average detection

UL VERIFICATION SERVICES
47173 Benicia Street, Fremont, CA 94538; USA TEL:(510) 319-4000 FAX:(510) 661-0888
This report shall not be reproduced except in full, without the written approval of UL VERIFICATION SERVICES

LINE 2 RESULTS

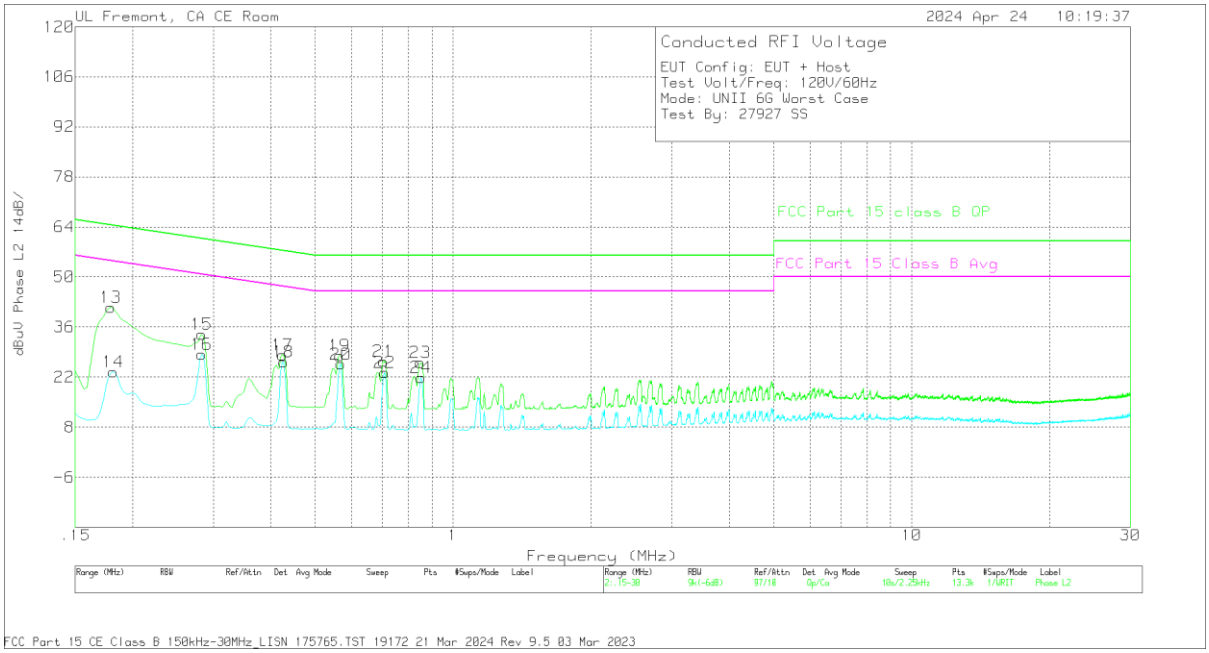

Range 2: Phase L2 .15 - 30MHz													
Marker	Frequency (MHz)	Meter Reading (dBuV)	Det	Cbl (dB)	LISN (dB)	Trns Limiter (dB)	10 dB Pad	DCCF (dB)	Corrected Reading dBuV	FCC Part 15 Class B Avg (dBuV)	Margin (dB)	FCC Part 15 class B QP (dBuV)	Margin (dB)
14	.1815	3.88	Ca	.1	0	9.4	10	.1	23.48	54.42	-30.94	-	-
16	.2828	8.83	Ca	.1	0	9.4	10	.1	28.43	50.73	-22.3	-	-
18	.4268	6.9	Ca	0	0	9.3	10	.1	26.3	47.32	-21.02	-	-
20	.5685	6.24	Ca	0	0	9.3	10	.1	25.64	46	-20.36	-	-
22	.7103	3.81	Ca	0	0	9.3	10	.1	23.21	46	-22.79	-	-
24	.852	2.49	Ca	0	0	9.3	10	.1	21.89	46	-24.11	-	-
13	.1793	21.91	Qp	.1	0	9.4	10	.1	41.51	-	-	64.52	-23.01
15	.2828	14.39	Qp	.1	0	9.4	10	.1	33.99	-	-	60.73	-26.74
17	.4245	8.64	Qp	.1	0	9.4	10	.1	28.24	-	-	57.36	-29.12
19	.5663	8.6	Qp	0	0	9.3	10	.1	28	-	-	56	-28
21	.7058	7.09	Qp	0	0	9.3	10	.1	26.49	-	-	56	-29.51
23	.8475	6.62	Qp	0	0	9.3	10	.1	26.02	-	-	56	-29.98

Qp - Quasi-Peak detector
Ca - CISPR average detection

UL VERIFICATION SERVICES
47173 Benicia Street, Fremont, CA 94538; USA TEL:(510) 319-4000 FAX:(510) 661-0888
This report shall not be reproduced except in full, without the written approval of UL VERIFICATION SERVICES

3. SETUP PHOTOS

Refer to 14982489-EP1V1 report for Setup_Photos

END OF TEST REPORT

UL VERIFICATION SERVICES
47173 Benicia Street, Fremont, CA 94538; USA TEL:(510) 319-4000 FAX:(510) 661-0888

This report shall not be reproduced except in full, without the written approval of UL VERIFICATION SERVICES