8.3.31. BAND EDGE n260 MIMO 3CC

50 MHz, MIMO, 3CC, QPSK

Low-side, Single RB

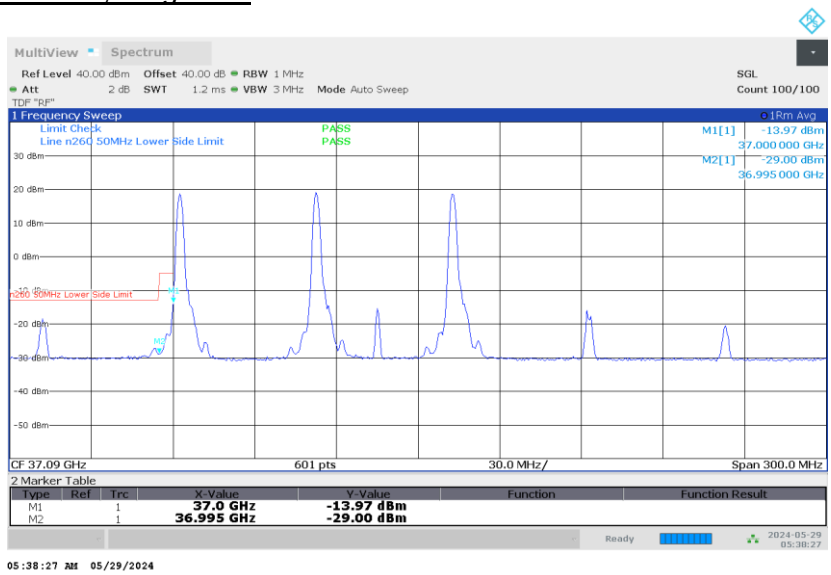

Low-side, Full RB

UL VERIFICATION SERVICES INC
47173 BENICIA STREET, FREMONT, CA 94538, USA TEL: (510) 319-4000 FAX: (510) 661-0888
This report shall not be reproduced except in full, without the written approval of UL Verification Services Inc.

50 MHz, MIMO, 3CC, QPSK

High-side, Single RB

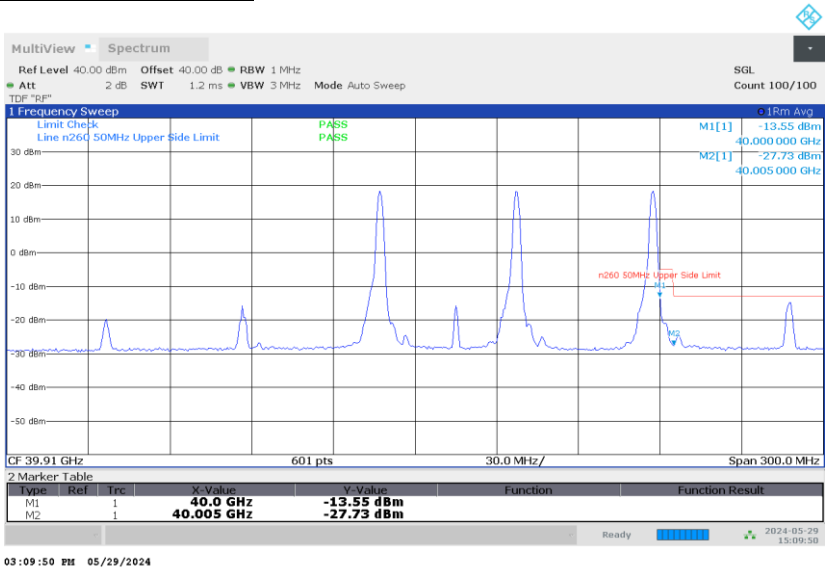

High-side, Full RB

UL VERIFICATION SERVICES INC
47173 BENICIA STREET, FREMONT, CA 94538, USA TEL: (510) 319-4000 FAX: (510) 661-0888
This report shall not be reproduced except in full, without the written approval of UL Verification Services Inc.

50 MHz, MIMO, 3CC, QPSK

BW (MHz)	Channel	RB (Size Offset)	Freq. (GHz)	Avg EIRP (dBm)	Avg TRP Limit (dBm)	Margin (dB)
50	L	1/0	37	-13.97	-5	-8.97
			36.995	-29.00	-13	-16.00
	L	32/0	37	-24.91	-5	-19.91
			36.995	-27.81	-13	-14.81
	H	1/31	40	-13.55	-5	-8.55
			40.005	-27.73	-13	-14.73
	H	32/0	40	-25.82	-5	-20.82
			40.005	-26.36	-13	-13.36

UL VERIFICATION SERVICES INC
47173 BENICIA STREET, FREMONT, CA 94538, USA TEL: (510) 319-4000 FAX: (510) 661-0888
This report shall not be reproduced except in full, without the written approval of UL Verification Services Inc.

100 MHz, MIMO, 3CC, QPSK

Low-side, Single RB

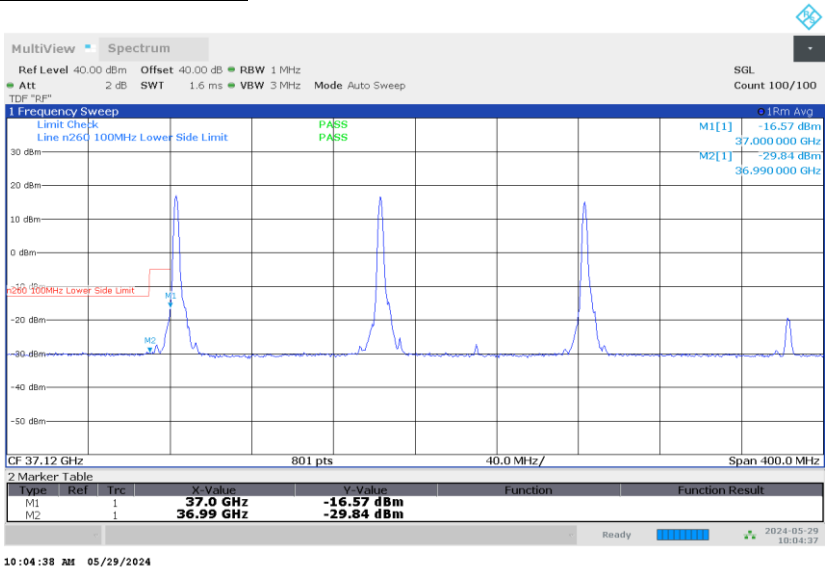

Low-side, Full RB

UL VERIFICATION SERVICES INC
47173 BENICIA STREET, FREMONT, CA 94538, USA TEL: (510) 319-4000 FAX: (510) 661-0888
This report shall not be reproduced except in full, without the written approval of UL Verification Services Inc.

100 MHz, MIMO, 3CC, QPSK

High-side, Single RB

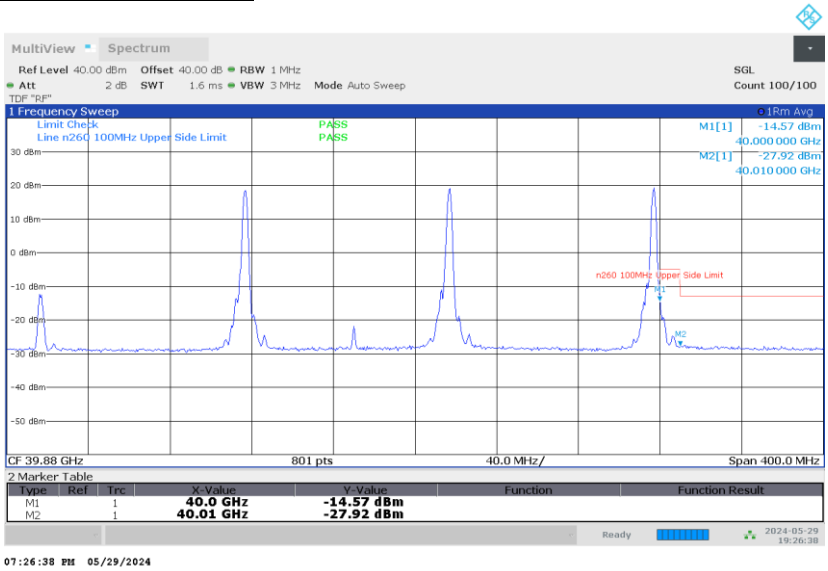

High-side, Full RB

UL VERIFICATION SERVICES INC
47173 BENICIA STREET, FREMONT, CA 94538, USA TEL: (510) 319-4000 FAX: (510) 661-0888
This report shall not be reproduced except in full, without the written approval of UL Verification Services Inc.

100 MHz, MIMO, 3CC, QPSK

BW (MHz)	Channel	RB (Size Offset)	Freq. (GHz)	Avg EIRP (dBm)	Avg TRP Limit (dBm)	Margin (dB)
100	L	1/0	37	-16.57	-5	-11.57
			36.99	-29.84	-13	-16.84
	L	66/0	37	-27.89	-5	-22.89
			36.99	-28.69	-13	-15.69
	H	1/65	40	-14.57	-5	-9.57
			40.01	-27.92	-13	-14.92
	H	66/0	40	-26.25	-5	-21.25
			40.01	-26.69	-13	-13.69

UL VERIFICATION SERVICES INC
47173 BENICIA STREET, FREMONT, CA 94538, USA TEL: (510) 319-4000 FAX: (510) 661-0888
This report shall not be reproduced except in full, without the written approval of UL Verification Services Inc.

8.3.32. BAND EDGE n260 MIMO 4CC

50 MHz, MIMO, 4CC, QPSK

Low-side, Single RB

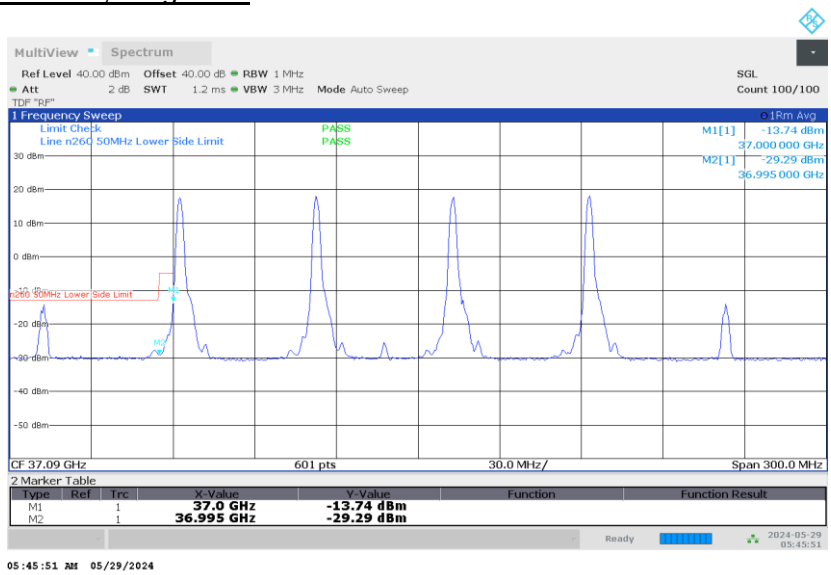

Low-side, Full RB

UL VERIFICATION SERVICES INC
47173 BENICIA STREET, FREMONT, CA 94538, USA TEL: (510) 319-4000 FAX: (510) 661-0888
This report shall not be reproduced except in full, without the written approval of UL Verification Services Inc.

50 MHz, MIMO, 4CC, QPSK

High-side, Single RB

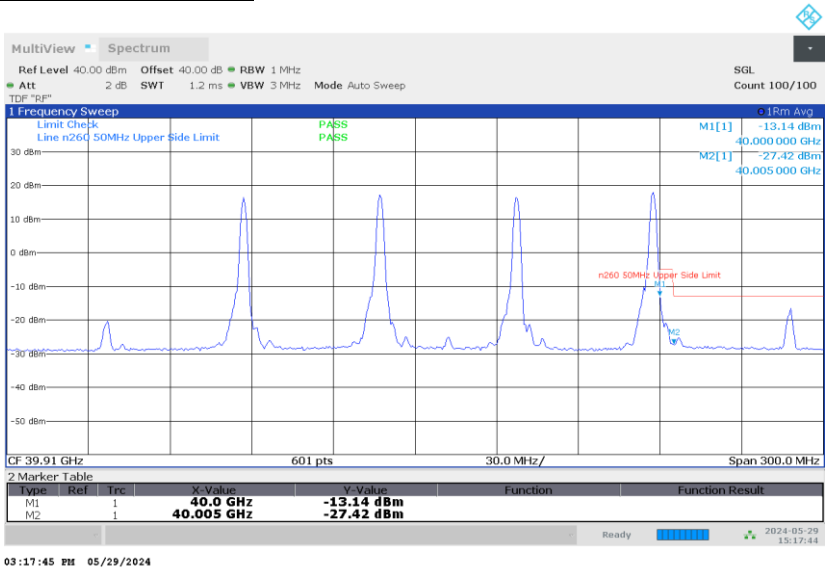

High-side, Full RB

UL VERIFICATION SERVICES INC
47173 BENICIA STREET, FREMONT, CA 94538, USA TEL: (510) 319-4000 FAX: (510) 661-0888
This report shall not be reproduced except in full, without the written approval of UL Verification Services Inc.

50 MHz, MIMO, 4CC, QPSK

BW (MHz)	Channel	RB (Size Offset)	Freq. (GHz)	Avg EIRP (dBm)	Avg TRP Limit (dBm)	Margin (dB)
50	L	1/0	37	-13.74	-5	-8.74
			36.995	-29.29	-13	-16.29
	L	32/0	37	-27.49	-5	-22.49
			36.995	-27.71	-13	-14.71
	H	1/31	40	-13.14	-5	-8.14
			40.005	-27.42	-13	-14.42
	H	32/0	40	-25.33	-5	-20.33
			40.005	-26.08	-13	-13.08

UL VERIFICATION SERVICES INC
47173 BENICIA STREET, FREMONT, CA 94538, USA TEL: (510) 319-4000 FAX: (510) 661-0888
This report shall not be reproduced except in full, without the written approval of UL Verification Services Inc.

100 MHz, MIMO, 4CC, QPSK

Low-side, Single RB

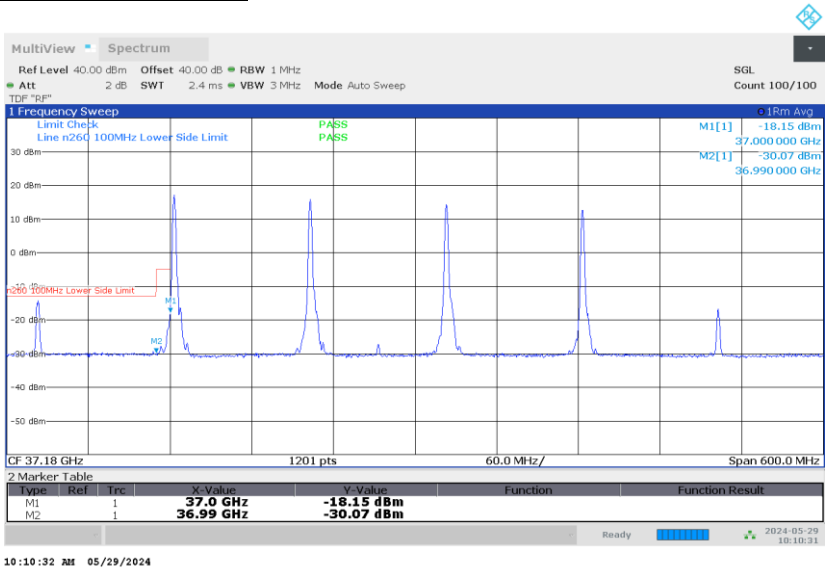

Low-side, Full RB

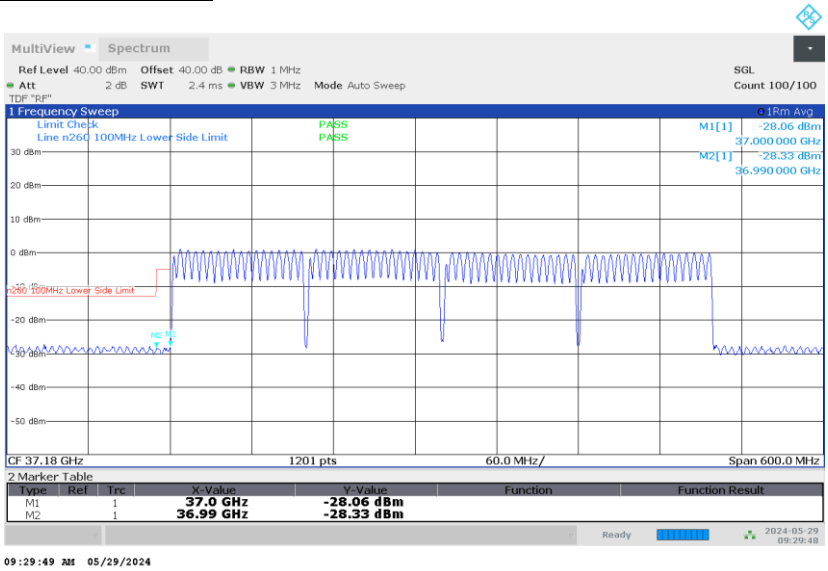

UL VERIFICATION SERVICES INC
47173 BENICIA STREET, FREMONT, CA 94538, USA TEL: (510) 319-4000 FAX: (510) 661-0888
This report shall not be reproduced except in full, without the written approval of UL Verification Services Inc.

100 MHz, MIMO, 4CC, QPSK

High-side, Single RB

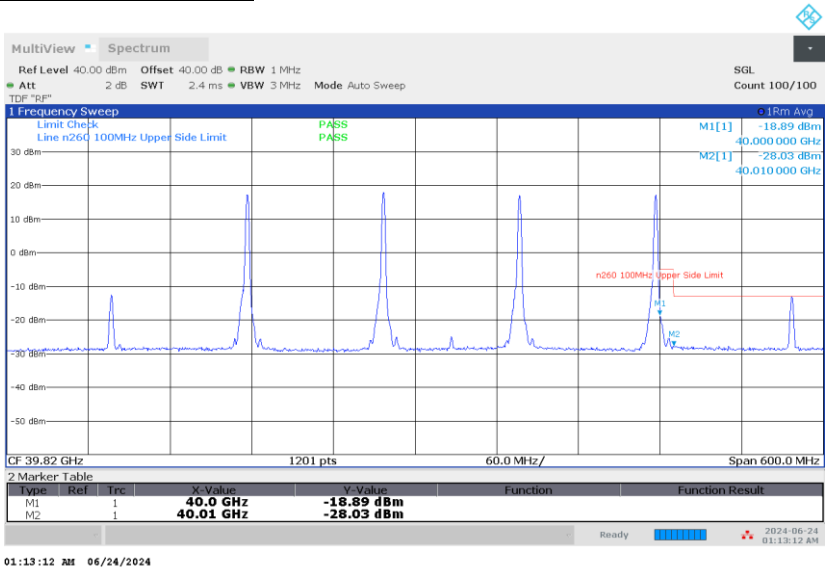

High-side, Full RB

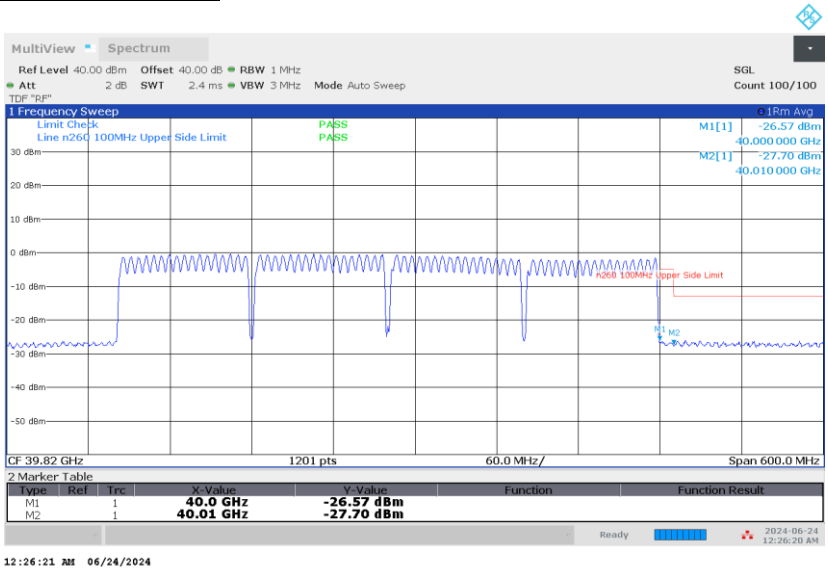

UL VERIFICATION SERVICES INC
47173 BENICIA STREET, FREMONT, CA 94538, USA TEL: (510) 319-4000 FAX: (510) 661-0888
This report shall not be reproduced except in full, without the written approval of UL Verification Services Inc.

100 MHz, MIMO, 4CC, QPSK

BW (MHz)	Channel	RB (Size Offset)	Freq. (GHz)	Avg EIRP (dBm)	Avg TRP Limit (dBm)	Margin (dB)
100	L	1/0	37	-18.15	-5	-13.15
			36.99	-30.07	-13	-17.07
	L	66/0	37	-28.06	-5	-23.06
			36.99	-28.33	-13	-15.33
	H	1/65	40	-18.89	-5	-13.89
			40.01	-28.03	-13	-15.03
	H	66/0	40	-26.57	-5	-21.57
			40.01	-27.70	-13	-14.70

UL VERIFICATION SERVICES INC
47173 BENICIA STREET, FREMONT, CA 94538, USA TEL: (510) 319-4000 FAX: (510) 661-0888
This report shall not be reproduced except in full, without the written approval of UL Verification Services Inc.

8.4. RADIATED SPURIOUS EMISSIONS

RULE PART(S)

FCC: §2.1051, §2.957(f), §30.203

LIMIT

30.203 - (a) The conductive power or the total radiated power of any emission outside a licensee's frequency block shall be −13 dBm/MHz or lower.

TEST PROCEDURE

KDB 842590 D01 Upper Microwave Flexible Use Service v01r02 Section 4.4.2 and Section 4.4.3.
ANSI C63.26-2015 Clause 5.5 and Annex C.5.2.

All radiated spurious emissions were measured as EIRP to compare with the §30.203 TRP limits to demonstrate compliance.

Based on the pre-scan test results, the readings of emission in 9 kHz – 30 MHz range are attenuated more than 20 dB below the limit, therefore RSE was further investigated from 30 MHz – 100 GHz on n258 SB1, n258 SB2 and n261 bands, from 30 MHz – 200 GHz on n260 band.

Plots below 18 GHz are corrected field strength levels, measured at 3-meter test distance. The average EIRP reported below is calculated per section 5.2.7 of ANSI C63.26-2015 which states: EIRP (dBm) = E (dBµV/m) + 20log(D) − 104.8; where D is the measurement distance (in the far field region) in m. The field strength E is calculated E (dBµV/m) = Spectrum Analyzer Level (dBm) + Antenna Factor (dB/m) + Cable Loss (dB) + 107. All appropriate Antenna Factor and Cable Loss have been applied in the spectrum analyzer for each measurement.

RSEs from 1 – 200 GHz were measured at 1.5 meters height.

RSEs above 18 GHz were measured at the appropriate far field distances listed on Section 5 on this report (FAR-FIELD DISTANCE AND MEASUREMENT DISTANCE). RSEs from 18 – 50 GHz were measured using a spectrum analyzer or EMI receiver with an internal preamplifier when applicable. Emissions above 50 GHz were measured using a downconverter with spectrum analyzer, while an external LNA was used when applicable.

EIRP of RSE was calculated using the equations on ANSI C63.26-2015 Annex C.5.2. The total correction factor of cable/waveguide extension loss, horn antenna gain, downconverter loss, LNA gain, and far-field path loss were calculated using equations C.8 and C.9, and pre-loaded into spectrum analyzer.

Sample calculation of EIRP:

Total Correction Factor = Cable Loss (dB) – Horn Ant Gain (dBi) – LNA Gain (dB)
+ Downconverter Loss (dB) + Path Loss (dB)
= 4 – 23 – 30 + 8 + 71
= 30 dB

EIRP = $P_{measured}$(dBm), where Total Correction Factor preloaded.

UL VERIFICATION SERVICES INC
47173 BENICIA STREET, FREMONT, CA 94538, USA TEL: (510) 319-4000 FAX: (510) 661-0888
This report shall not be reproduced except in full, without the written approval of UL Verification Services Inc.

RSEs were measured using the configuration with the highest EIRP (QPSK, SISO-Dual mode and a single mid-RB) as representing the worst case. Preliminary radiated emissions tests at the low, middle, and high channels indicated that the worst case radiated spurious emissions were on the channel with the highest EIRP, therefore only the test data for that channel is included in this report.

The following configurations with highest EIRP from Ant M1 in each frequency band were used at RSE investigation at the pre-determined worst-case y-axis (portrait) orientation:

n258 SB1 band: SISO-DUAL_QPSK_50 MHz BW_Mid CH_RB Offset 1/15 (1RB-M)

n258 SB2 band: SISO-DUAL_QPSK_100 MHz BW_Low CH_RB Offset 1/32 (1RB-M)

n261 band: SISO-DUAL_QPSK_50 MHz BW_Mid CH_RB Offset 1/15 (1RB-M)

n260 band: SISO-DUAL_QPSK_100 MHz BW_Mid CH_RB Offset 1/32 (1RB-M)

In addition, the 2CC to 4CC multi-carrier operations were verified for IMD products at the near upper and lower band edge regions, approximately 1 GHz wide. The measurements were made with the single RB active in each channel and plots showing the IMD products are provided. Both (50 MHz + 50 MHz) and (100 MHz + 100 MHz) channel bandwidths are tested and the signal level of the IMD products are similar for both modes. Antenna gain of EUT is not factored into the EIRP calculation of IMD product measurements. The test data for the worst case IMD emissions are reported.

Where the measured EIRP value is above the TRP limit, a TRP measurement is made. Otherwise, the EIRP value is compared with the §30.203 TRP limits to demonstrate compliance.

For the investigations of simultaneous transmission of multiple wireless technologies in the LTE B2 + 5G FR2 bands and 5.8 GHz Wi-Fi + 5G FR2 bands, no noticeable new emission with high amplitude was found.

RESULTS

See the following pages.

Employee IDs: 19459, 24303, 27294, 27446, 27780, 31925, 32226, 103479
Test Date: 05/24/24 – 07/07/24
Test Location Below 18 GHz: 04-RDE-L
Test Locations Above 18 GHz: 01-mmW-A, -B, -C & -D

UL VERIFICATION SERVICES INC
47173 BENICIA STREET, FREMONT, CA 94538, USA TEL: (510) 319-4000 FAX: (510) 661-0888
This report shall not be reproduced except in full, without the written approval of UL Verification Services Inc.

8.4.1. RSE n258 SB1 30 – 1000 MHz

30 – 1000 MHz, 1CC (Pre-scan using Pk Det.)

Horizontal

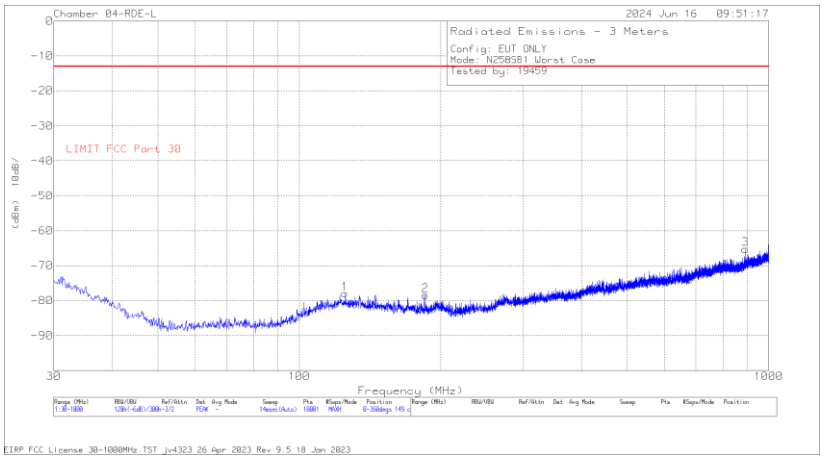

Vertical

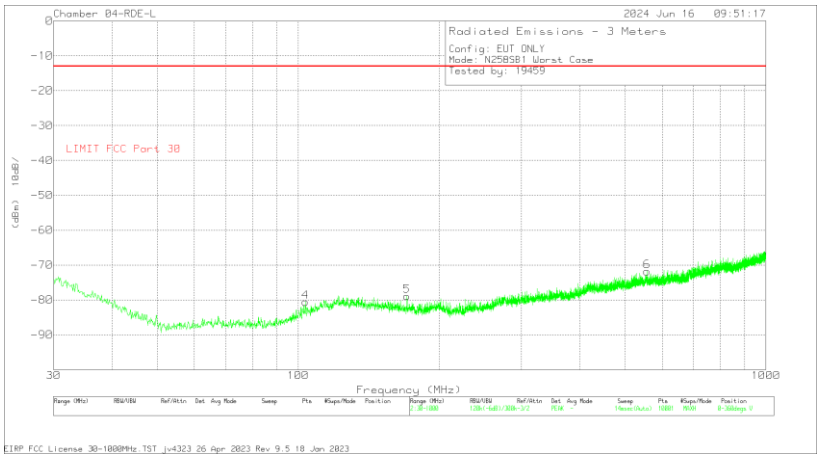

Trace Markers

Marker	Frequency (MHz)	Meter Reading (dBm)	Det	174374 ANSI ACF (dB/m)	Amp/Cbls (dB)	Unit Conversion (dB)	Corrected Reading (dBm)	FCC Part 30 TRP Limit (dBm)	Margin (dB)	Azimuth (Degs)	Height (cm)	Polarity
1	125.157	-79.16	Pk	19.6	-30.1	11.7	-77.96	-13	-64.96	0-360	149	H
2	185.685	-77.75	Pk	17.1	-29.5	11.7	-78.45	-13	-65.45	0-360	149	H
3	892.33	-78.34	Pk	27.8	-26.4	11.7	-65.24	-13	-52.24	0-360	149	H
4	103.72	-79.06	Pk	17.1	-30.3	11.7	-80.56	-13	-67.56	0-360	149	V
5	170.941	-78.59	Pk	17.5	-29.5	11.7	-78.89	-13	-65.89	0-360	149	V
6	556.807	-79.8	Pk	24.4	-28.1	11.7	-71.8	-13	-58.8	0-360	149	V

Pk - Peak detector

UL VERIFICATION SERVICES INC
47173 BENICIA STREET, FREMONT, CA 94538, USA TEL: (510) 319-4000 FAX: (510) 661-0888
This report shall not be reproduced except in full, without the written approval of UL Verification Services Inc.

8.4.2. RSE n258 SB1 1 - 18 GHz

1 – 18 GHz, 1CC (Pre-scan using Pk Det.)

Horizontal

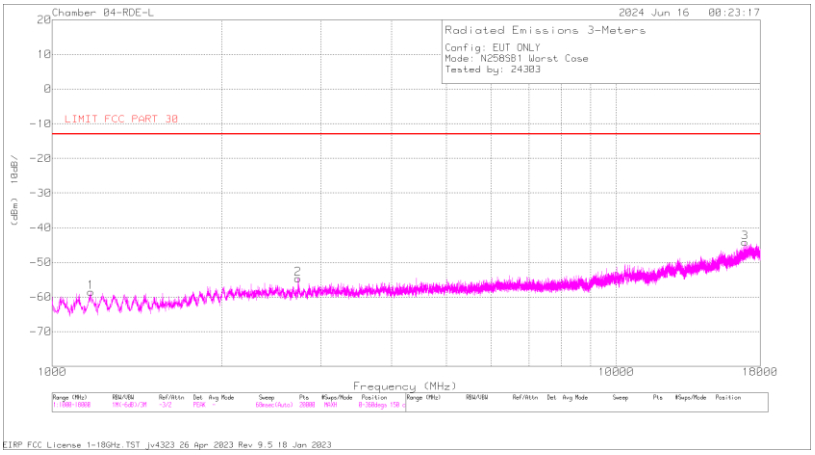

Vertical

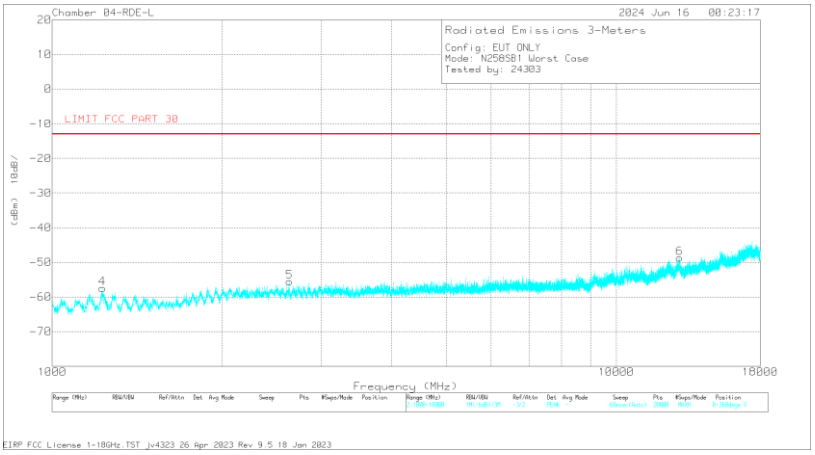

Trace Markers

Marker	Frequency (MHz)	Meter Reading (dBm)	Det	206805 ACF (dB/m)	Amp/Cbl (dB)	Unit Conversion (dB)	Corrected Reading (dBm)	FCC Part 30 TRP Limit (dBm)	Margin (dB)	Azimuth (Degs)	Height (cm)	Polarity
1	1171.709	-47.25	Pk	28.1	-51.1	11.7	-58.55	-13	-45.55	0-360	150	H
2	2728.987	-48.97	Pk	32.2	-49.6	11.7	-54.67	-13	-41.67	0-360	150	H
3	16917.905	-64.81	Pk	41.7	-32.8	11.7	-44.21	-13	-31.21	0-360	150	H
4	1227.812	-46.77	Pk	28.6	-51	11.7	-57.47	-13	-44.47	0-360	150	V
5	2636.333	-49.65	Pk	32.1	-49.7	11.7	-55.55	-13	-42.55	0-360	150	V
6	12949.054	-63.41	Pk	39	-36	11.7	-48.71	-13	-35.71	0-360	150	V

Pk - Peak detector

UL VERIFICATION SERVICES INC
47173 BENICIA STREET, FREMONT, CA 94538, USA TEL: (510) 319-4000 FAX: (510) 661-0888
This report shall not be reproduced except in full, without the written approval of UL Verification Services Inc.

8.4.3. RSE n258 SB1 18 - 23 GHz

18 - 23 GHz, 1CC (Pre-scan using Pk Det.)
Horizontal

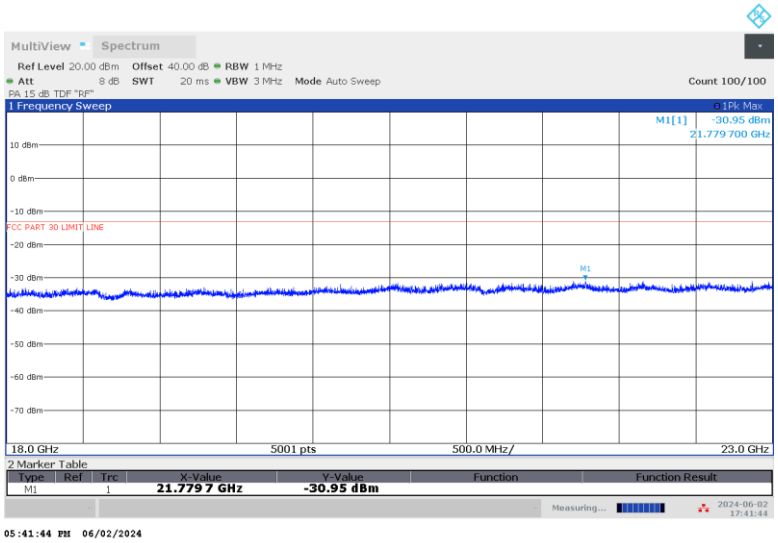

18 - 23 GHz, 1CC (Pre-scan using Pk Det.)
Vertical

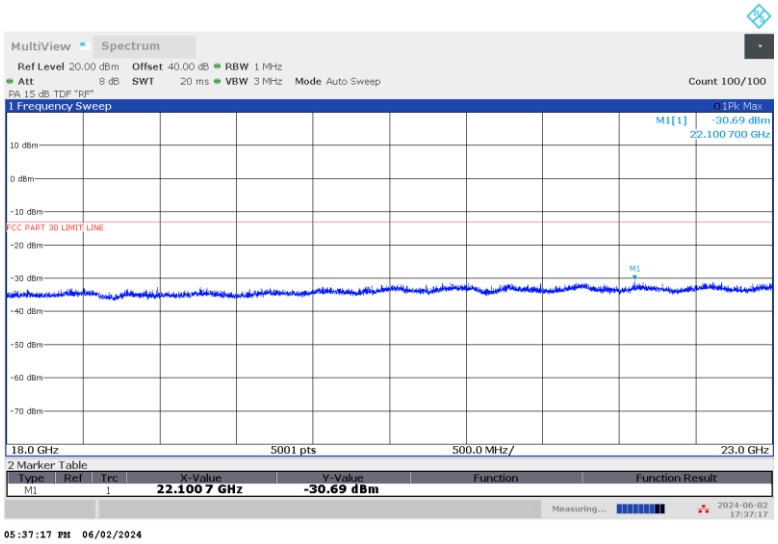

No emission detected using Peak Detection.

UL VERIFICATION SERVICES INC
47173 BENICIA STREET, FREMONT, CA 94538, USA TEL: (510) 319-4000 FAX: (510) 661-0888
This report shall not be reproduced except in full, without the written approval of UL Verification Services Inc.

8.4.4. RSE n258 SB1 23 - 24.25 GHz

23 - 24.25 GHz, 1CC (Pre-scan using Pk Det.)
Horizontal

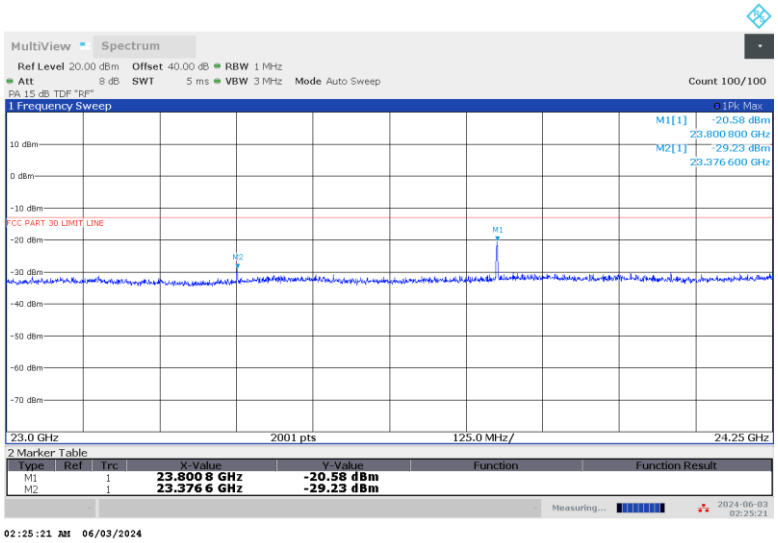

23 - 24.25 GHz, 1CC (Pre-scan using Pk Det.)
Vertical

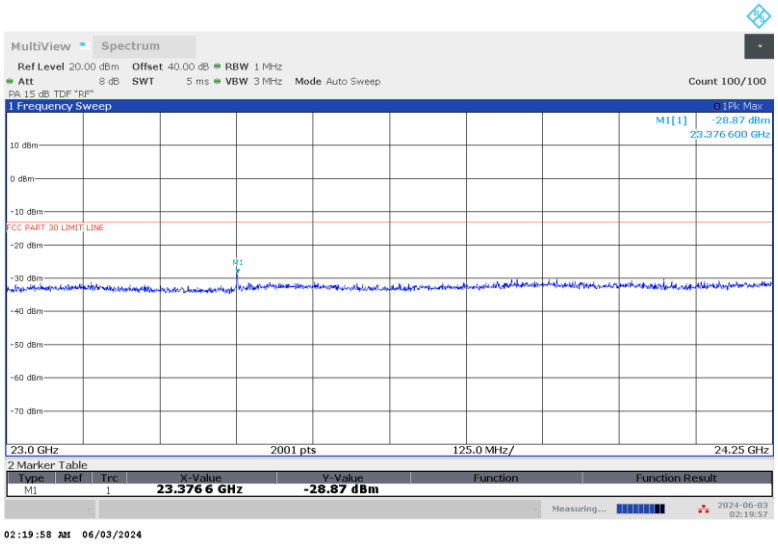

Emissions detected using Peak Detection at pre-scan. Avg EIRP was measured.

UL VERIFICATION SERVICES INC
47173 BENICIA STREET, FREMONT, CA 94538, USA TEL: (510) 319-4000 FAX: (510) 661-0888
This report shall not be reproduced except in full, without the written approval of UL Verification Services Inc.

23 - 24.25 GHz n258 SB1, 1CC

Freq.	Meas. Distance	Rx Ant. Polarity	Corrected Avg EIRP	TRP Limit	Margin
(GHz)	(m)	H/V	(dBm)	(dBm)	(dB)
23.376	3.3	H	-37.48	-13	-24.48
23.376	3.3	V	-36.96	-13	-23.96
23.801	3.3	H	-30.24	-13	-17.24
23.801	3.3	V	-38.65	-13	-25.65

UL VERIFICATION SERVICES INC
47173 BENICIA STREET, FREMONT, CA 94538, USA TEL: (510) 319-4000 FAX: (510) 661-0888
This report shall not be reproduced except in full, without the written approval of UL Verification Services Inc.

23 - 24.25 GHz n258 SB1, 2CC

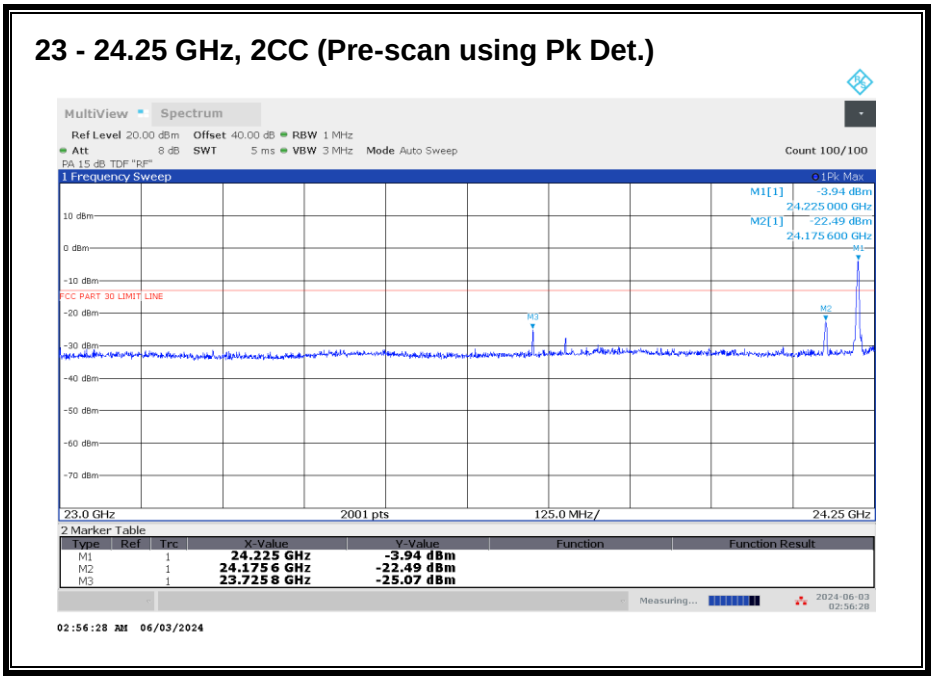

Worst case configuration:
SISO-DUAL_QPSK_(50 MHz + 50 MHz)_Low CH_RB Offset 1/15 (1RB-M)

Emissions detected using Peak Detection at pre-scan. Avg EIRP or TRP was measured.

All emissions were investigated, and the highest emission was reported.

Freq.	Meas. Distance	TRP	TRP Limit	Margin
(GHz)	(m)	(dBm)	(dBm)	(dB)
24.224	3.3	-22.27	-13	-9.27

UL VERIFICATION SERVICES INC
47173 BENICIA STREET, FREMONT, CA 94538, USA TEL: (510) 319-4000 FAX: (510) 661-0888
This report shall not be reproduced except in full, without the written approval of UL Verification Services Inc.

23 - 24.25 GHz n258 SB1, 3CC

23 - 24.25 GHz, 3CC (Pre-scan using Pk Det.)

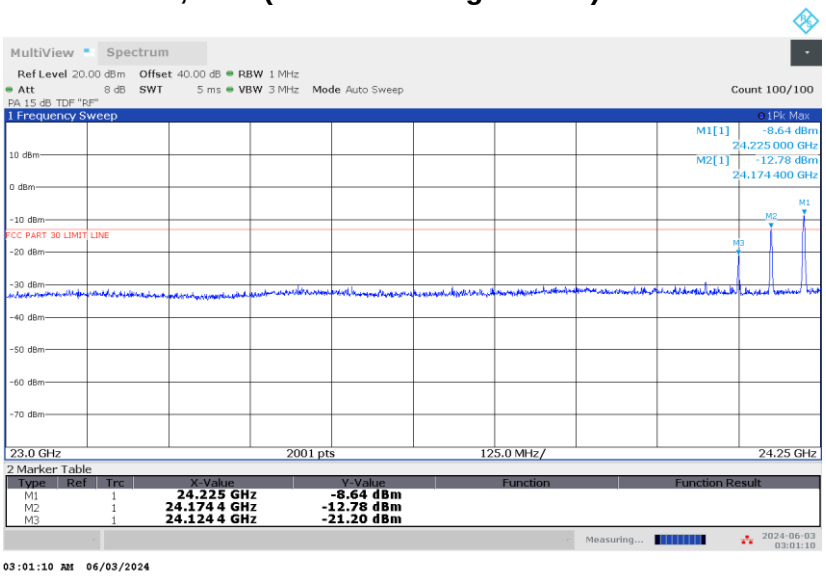

Worst case configuration:
SISO-DUAL_QPSK_(50 MHz + 50 MHz + 50 MHz)_Low CH_RB Offset 1/15 (1RB-M)

Emissions detected using Peak Detection at pre-scan. Avg EIRP or TRP was measured.

All emissions were investigated, and the highest emission was reported.

Freq.	Meas. Distance	TRP	TRP Limit	Margin
(GHz)	(m)	(dBm)	(dBm)	(dB)
24.224	3.3	-21.82	-13	-8.82

UL VERIFICATION SERVICES INC
47173 BENICIA STREET, FREMONT, CA 94538, USA TEL: (510) 319-4000 FAX: (510) 661-0888
This report shall not be reproduced except in full, without the written approval of UL Verification Services Inc.

23 - 24.25 GHz n258 SB1, 4CC

23 - 24.25 GHz, 4CC (Pre-scan using Pk Det.)

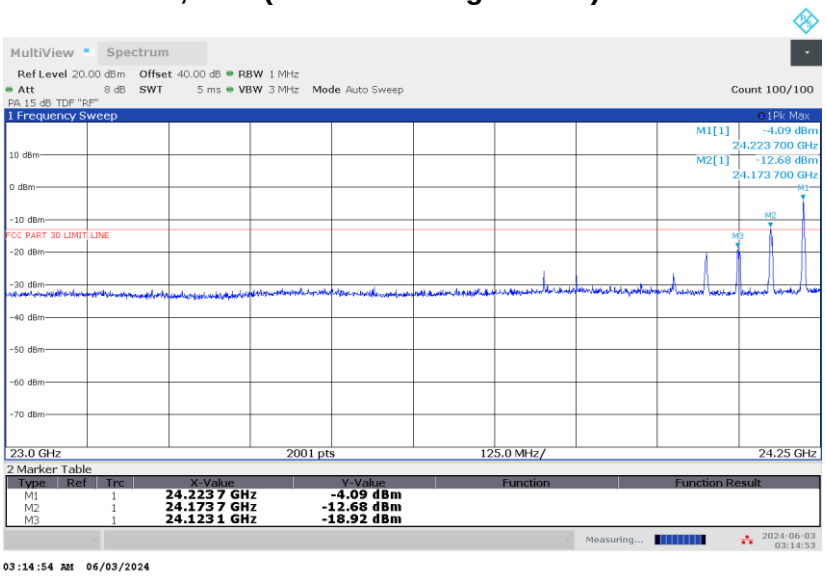

Worst case configuration:
SISO-DUAL_QPSK_(50 MHz + 50 MHz + 50 MHz + 50 MHz)_Low CH_RB Offset 1/15 (1RB-M)

Emissions detected using Peak Detection at pre-scan. Avg EIRP or TRP was measured.

All emissions were investigated, and the highest emission was reported.

Freq.	Meas. Distance	TRP	TRP Limit	Margin
(GHz)	(m)	(dBm)	(dBm)	(dB)
24.224	3.3	-22.25	-13	-9.25

UL VERIFICATION SERVICES INC
47173 BENICIA STREET, FREMONT, CA 94538, USA TEL: (510) 319-4000 FAX: (510) 661-0888
This report shall not be reproduced except in full, without the written approval of UL Verification Services Inc.

8.4.5. RSE n258 SB1 24.45 - 25.5 GHz

Note: 24.25 – 24.45 GHz covered by Fundamental and BE measurements.

24.45 - 25.5 GHz, 1CC (Pre-scan using Pk Det.)
Horizontal

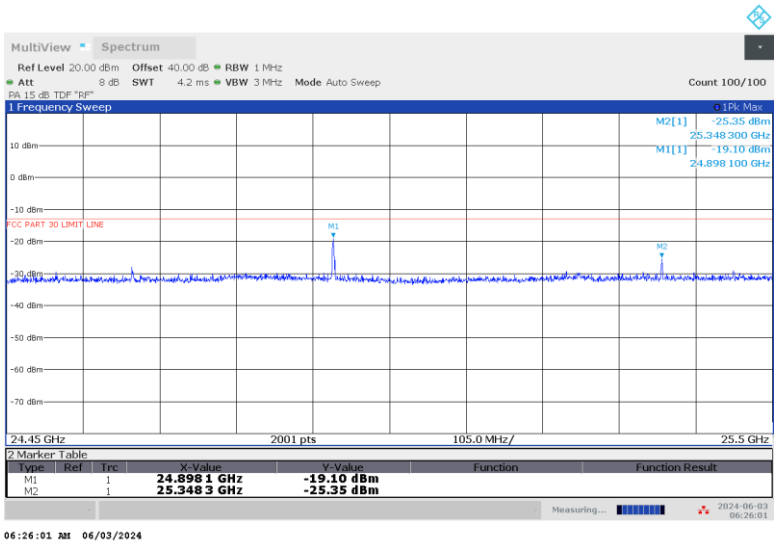

24.45 - 25.5 GHz, 1CC (Pre-scan using Pk Det.)
Vertical

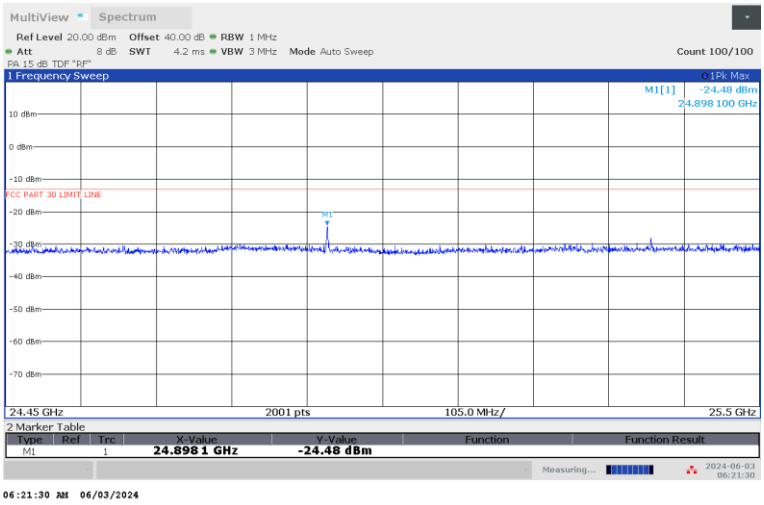

Emissions detected using Peak Detection at pre-scan. Avg EIRP was measured.

UL VERIFICATION SERVICES INC
47173 BENICIA STREET, FREMONT, CA 94538, USA TEL: (510) 319-4000 FAX: (510) 661-0888
This report shall not be reproduced except in full, without the written approval of UL Verification Services Inc.

24.45 - 25.5 GHz n258 SB1, 1CC

Freq.	Meas. Distance	Rx Ant. Polarity	Corrected Avg EIRP	TRP Limit	Margin
(GHz)	(m)	H/V	(dBm)	(dBm)	(dB)
24.897	3.3	H	-26.30	-13	-13.30
24.897	3.3	V	-30.45	-13	-17.45
25.347	3.3	H	-33.98	-13	-20.98
25.347	3.3	V	-37.36	-13	-24.36

UL VERIFICATION SERVICES INC
47173 BENICIA STREET, FREMONT, CA 94538, USA TEL: (510) 319-4000 FAX: (510) 661-0888
This report shall not be reproduced except in full, without the written approval of UL Verification Services Inc.

24.45 – 25.5 GHz n258 SB1, 2CC

24.45 – 25.5 GHz, 2CC (Pre-scan using Pk Det.)

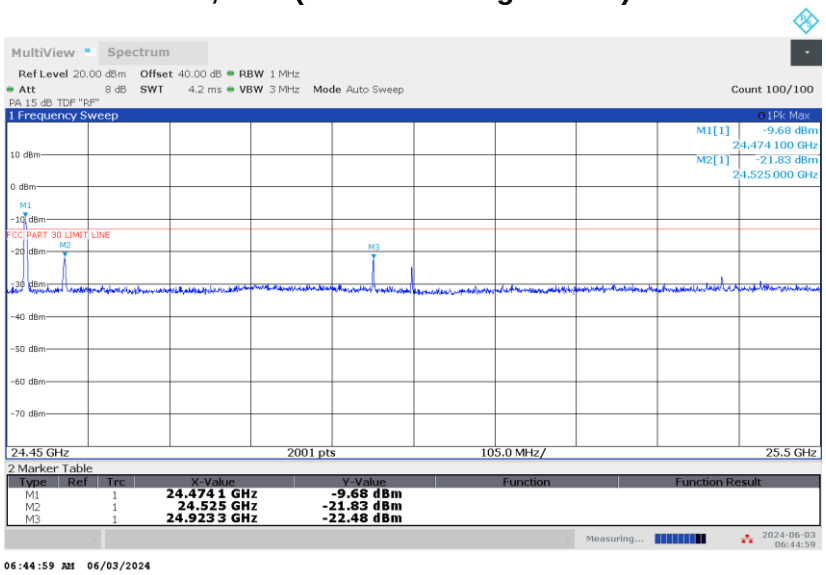

Worst case configuration:
SISO-DUAL_QPSK_(50 MHz + 50 MHz)_High CH_RB Offset 1/15 (1RB-M)

Emissions detected using Peak Detection at pre-scan. Avg EIRP or TRP was measured.

All emissions were investigated, and the highest emission was reported.

Freq.	Meas. Distance	TRP	TRP Limit	Margin
(GHz)	(m)	(dBm)	(dBm)	(dB)
24.474	3.3	-23.27	-13	-10.27

UL VERIFICATION SERVICES INC
47173 BENICIA STREET, FREMONT, CA 94538, USA TEL: (510) 319-4000 FAX: (510) 661-0888
This report shall not be reproduced except in full, without the written approval of UL Verification Services Inc.

24.45 – 25.5 GHz n258 SB1, 3CC

24.45 – 25.5 GHz, 3CC (Pre-scan using Pk Det.)

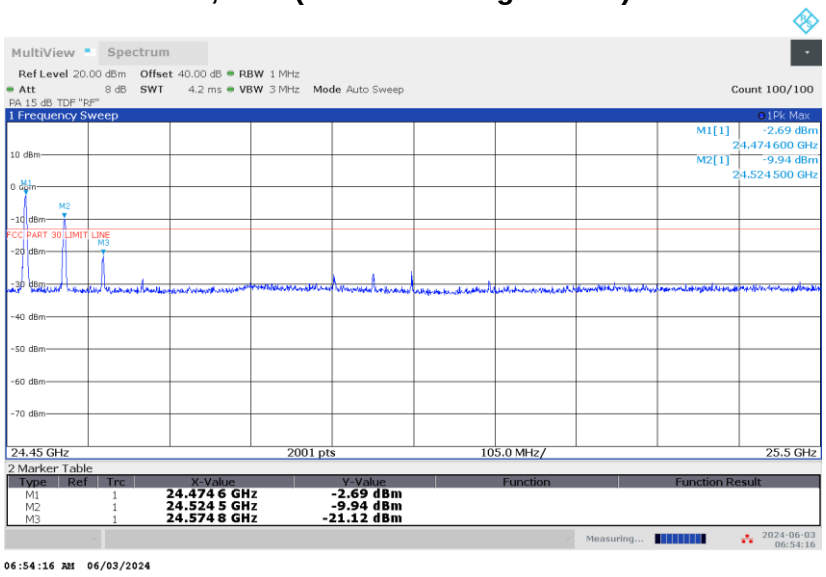

Worst case configuration:
SISO-DUAL_QPSK_(50 MHz + 50 MHz + 50 MHz)_High CH_RB Offset 1/15 (1RB-M)

Emissions detected using Peak Detection at pre-scan. Avg EIRP or TRP was measured.

All emissions were investigated, and the highest emission was reported.

Freq.	Meas. Distance	TRP	TRP Limit	Margin
(GHz)	(m)	(dBm)	(dBm)	(dB)
24.474	3.3	-22.86	-13	-9.86

UL VERIFICATION SERVICES INC
47173 BENICIA STREET, FREMONT, CA 94538, USA TEL: (510) 319-4000 FAX: (510) 661-0888
This report shall not be reproduced except in full, without the written approval of UL Verification Services Inc.

24.45 – 25.5 GHz n258 SB1, 4CC

24.45 – 25.5 GHz, 4CC (Pre-scan using Pk Det.)

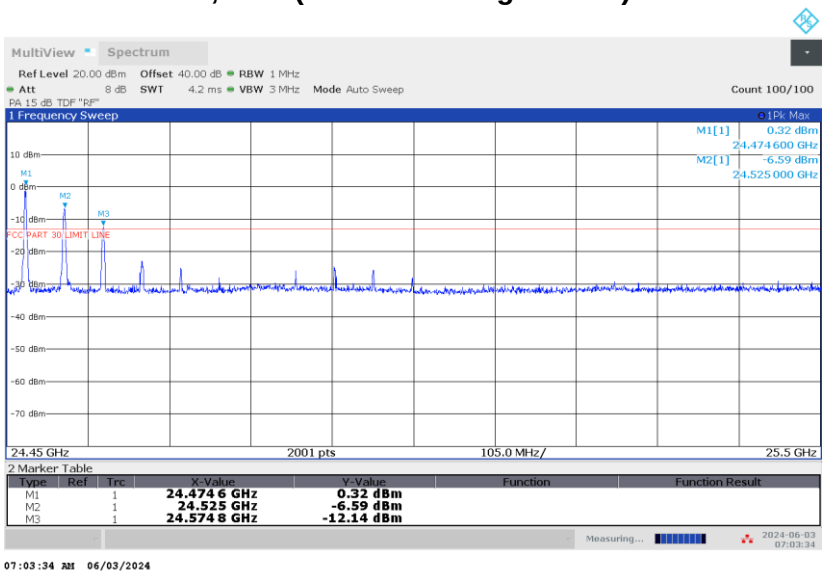

Worst case configuration:
SISO-DUAL_QPSK_(50 MHz + 50 MHz + 50 MHz + 50 MHz)_High CH_RB Offset 1/15 (1RB-M)

Emissions detected using Peak Detection at pre-scan. Avg EIRP or TRP was measured.

All emissions were investigated, and the highest emission was reported.

Freq.	Meas. Distance	TRP	TRP Limit	Margin
(GHz)	(m)	(dBm)	(dBm)	(dB)
24.474	3.3	-21.64	-13	-8.64

UL VERIFICATION SERVICES INC
47173 BENICIA STREET, FREMONT, CA 94538, USA TEL: (510) 319-4000 FAX: (510) 661-0888
This report shall not be reproduced except in full, without the written approval of UL Verification Services Inc.

8.4.6. RSE n258 SB1 25.5 - 26.5 GHz

25.5 - 26.5 GHz, 1CC (Pre-scan using Pk Det.)
Horizontal

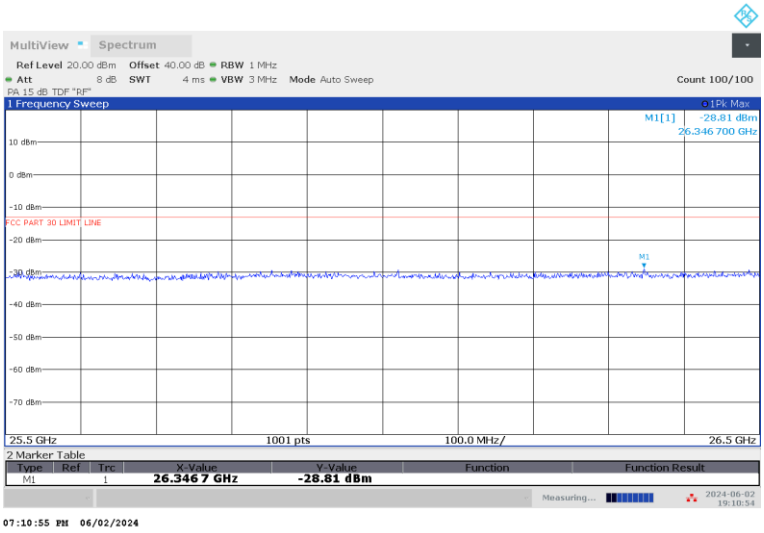

25.5 - 26.5 GHz, 1CC (Pre-scan using Pk Det.)
Vertical

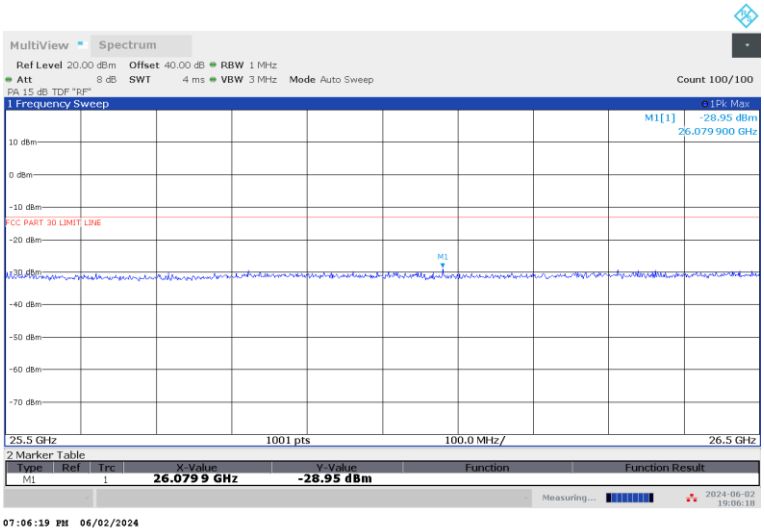

No emission detected using Peak Detection.

UL VERIFICATION SERVICES INC
47173 BENICIA STREET, FREMONT, CA 94538, USA TEL: (510) 319-4000 FAX: (510) 661-0888
This report shall not be reproduced except in full, without the written approval of UL Verification Services Inc.

8.4.7. RSE n258 SB1 26.5 - 40 GHz

26.5 - 40 GHz, 1CC (Pre-scan using Pk Det.)
Horizontal

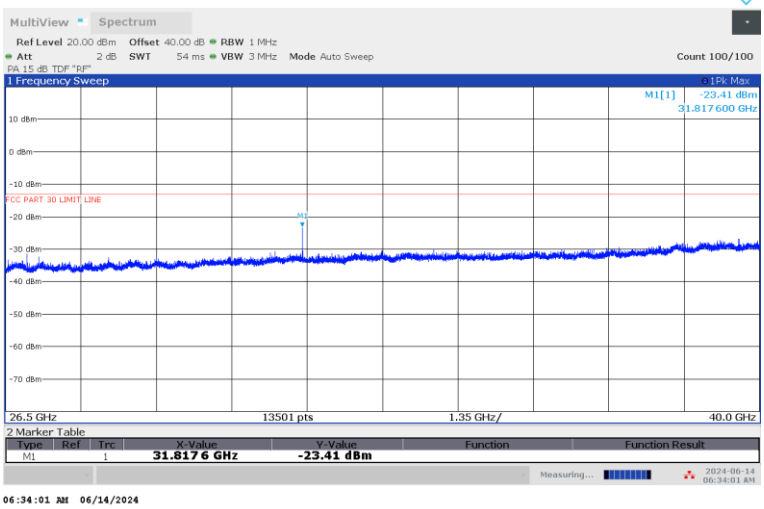

26.5 - 40 GHz, 1CC (Pre-scan using Pk Det.)
Vertical

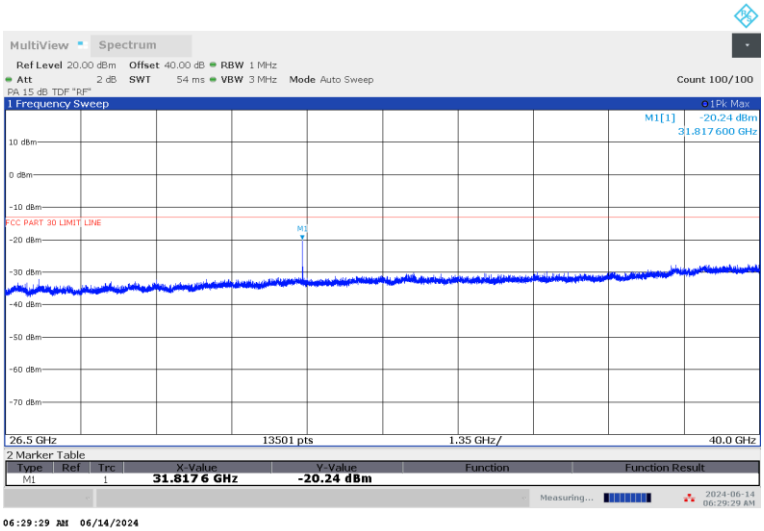

Emissions detected using Peak Detection at pre-scan. Avg EIRP was measured.

UL VERIFICATION SERVICES INC
47173 BENICIA STREET, FREMONT, CA 94538, USA TEL: (510) 319-4000 FAX: (510) 661-0888
This report shall not be reproduced except in full, without the written approval of UL Verification Services Inc.

26.5 – 40 GHz n258 SB1, 1CC

Freq.	Meas. Distance	Rx Ant. Polarity	Corrected Avg EIRP	TRP Limit	Margin
(GHz)	(m)	H/V	(dBm)	(dBm)	(dB)
31.817	3	H	-35.66	-13	-22.66
31.817	3	V	-20.82	-13	-7.82

UL VERIFICATION SERVICES INC
47173 BENICIA STREET, FREMONT, CA 94538, USA TEL: (510) 319-4000 FAX: (510) 661-0888
This report shall not be reproduced except in full, without the written approval of UL Verification Services Inc.

8.4.8. RSE n258 SB1 40 - 50 GHz

40 – 50 GHz, 1CC (Pre-scan using Pk Det.)
Horizontal

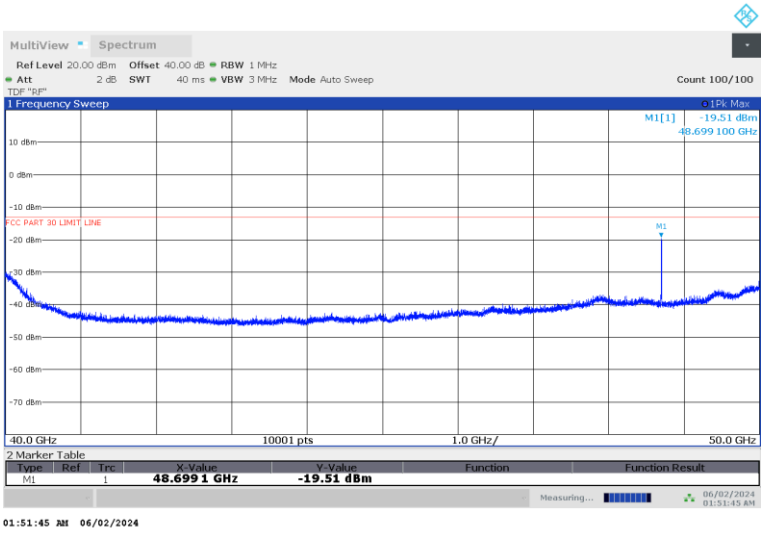

40 – 50 GHz, 1CC (Pre-scan using Pk Det.)
Vertical

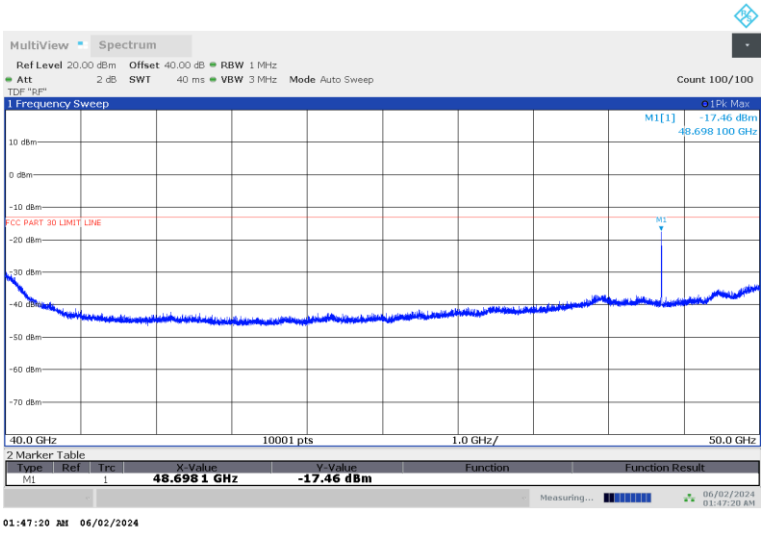

Emissions detected using Peak Detection at pre-scan. Avg EIRP was measured.

UL VERIFICATION SERVICES INC
47173 BENICIA STREET, FREMONT, CA 94538, USA TEL: (510) 319-4000 FAX: (510) 661-0888
This report shall not be reproduced except in full, without the written approval of UL Verification Services Inc.

40 – 50 GHz n258 SB1, 1CC

Freq.	Meas. Distance	Rx Ant. Polarity	Corrected Avg EIRP	TRP Limit	Margin
(GHz)	(m)	H/V	(dBm)	(dBm)	(dB)
48.699	3	H	-23.07	-13	-10.07
48.699	3	V	-31.85	-13	-18.85

UL VERIFICATION SERVICES INC
47173 BENICIA STREET, FREMONT, CA 94538, USA TEL: (510) 319-4000 FAX: (510) 661-0888
This report shall not be reproduced except in full, without the written approval of UL Verification Services Inc.

8.4.9. RSE n258 SB1 50 - 75 GHz

50 - 75 GHz, 1CC (Pre-scan using Pk Det.)
Horizontal

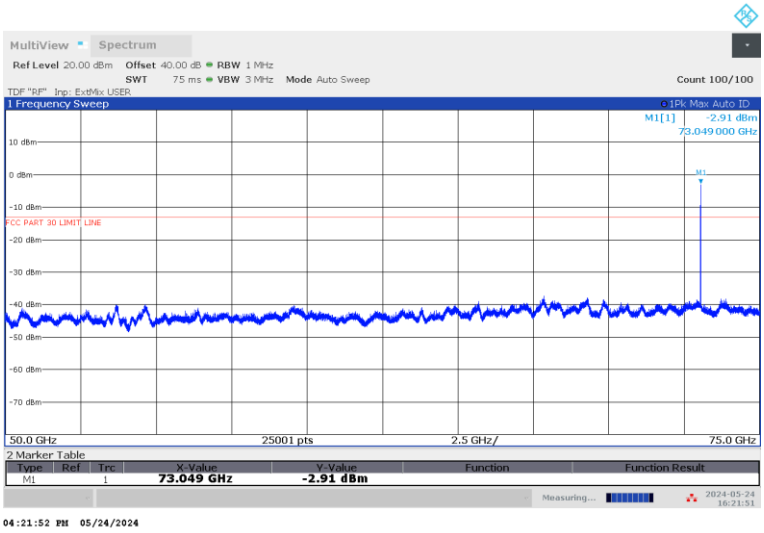

50 - 75 GHz, 1CC (Pre-scan using Pk Det.)
Vertical

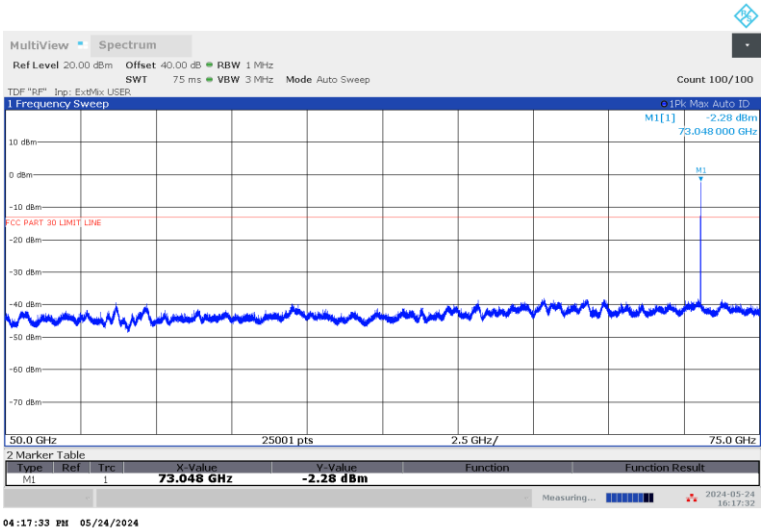

Emissions detected using Peak Detection at pre-scan. Avg EIRP or TRP was measured.

UL VERIFICATION SERVICES INC
47173 BENICIA STREET, FREMONT, CA 94538, USA TEL: (510) 319-4000 FAX: (510) 661-0888
This report shall not be reproduced except in full, without the written approval of UL Verification Services Inc.

50 - 75 GHz n258 SB1

Freq.	Meas. Distance	TRP	TRP Limit	Margin
(GHz)	(m)	(dBm)	(dBm)	(dB)
73.048	1.5	-17.33	-13	-4.33

UL VERIFICATION SERVICES INC
47173 BENICIA STREET, FREMONT, CA 94538, USA TEL: (510) 319-4000 FAX: (510) 661-0888
This report shall not be reproduced except in full, without the written approval of UL Verification Services Inc.

8.4.10. RSE n258 SB1 75 - 100 GHz

75 - 100 GHz, 1CC (Pre-scan using Pk Det.)
Horizontal

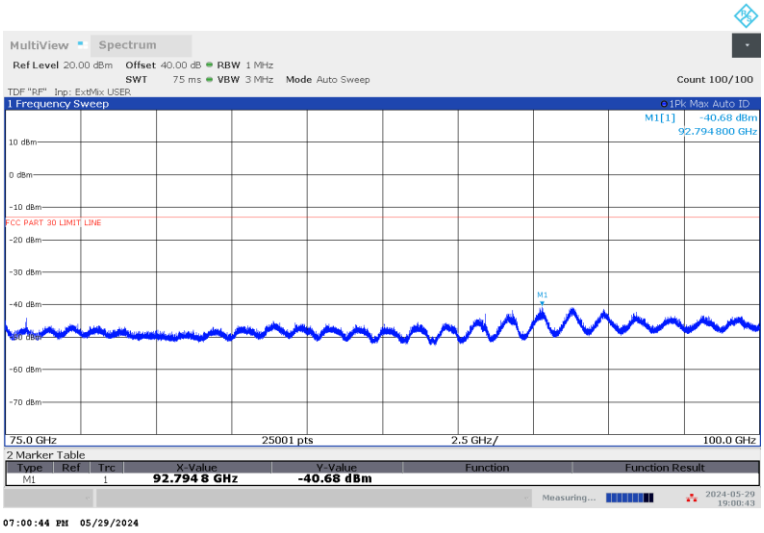

75 - 100 GHz, 1CC (Pre-scan using Pk Det.)
Vertical

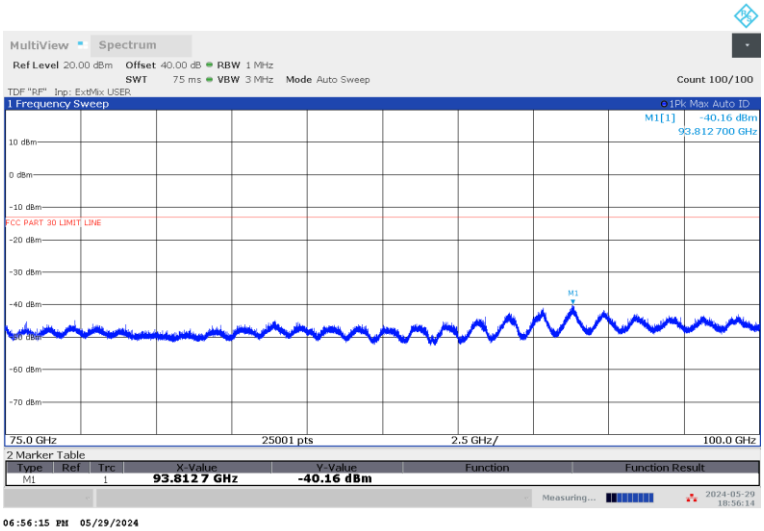

No emission detected using Peak Detection.

UL VERIFICATION SERVICES INC
47173 BENICIA STREET, FREMONT, CA 94538, USA TEL: (510) 319-4000 FAX: (510) 661-0888
This report shall not be reproduced except in full, without the written approval of UL Verification Services Inc.

8.4.11. RSE n258 SB2 30 – 1000 MHz

30 – 1000 MHz, 1CC (Pre-scan using Pk Det.)

Horizontal

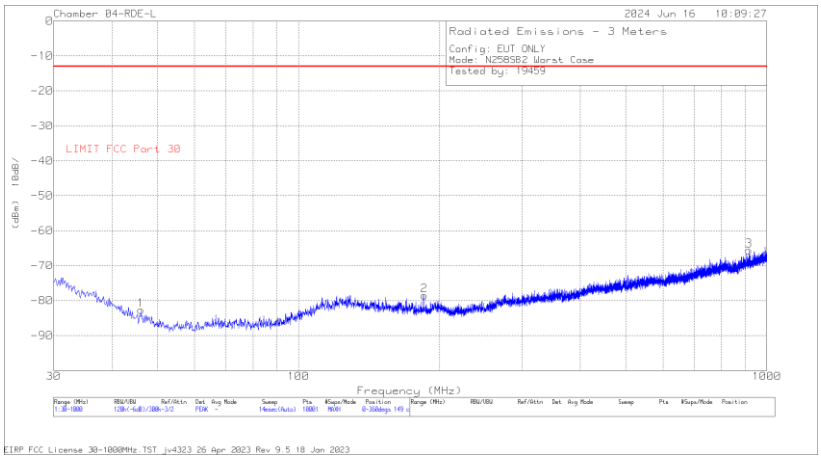

Vertical

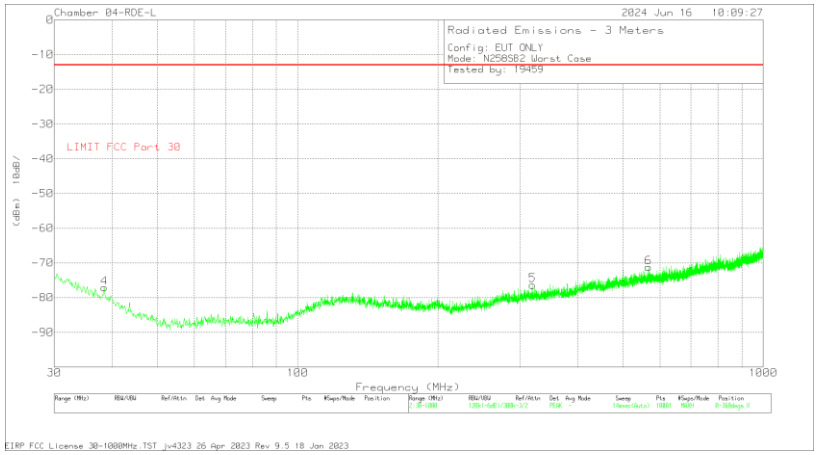

Trace Markers

Marker	Frequency (MHz)	Meter Reading (dBm)	Det	174374 ANSI ACF (dB/m)	Amp/Cbls (dB)	Unit Conversion (dB)	Corrected Reading (dBm)	FCC Part 30 TRP Limit (dBm)	Margin (dB)	Azimuth (Degs)	Height (cm)	Polarity
1	46.102	-79.09	Pk	15.6	-30.9	11.7	-82.69	-13	-69.69	0-360	149	H
2	185.685	-77.82	Pk	17.1	-29.5	11.7	-78.52	-13	-65.52	0-360	149	H
3	916.289	-79.23	Pk	28.2	-26.3	11.7	-65.63	-13	-52.63	0-360	149	H
4	38.439	-78.64	Pk	20.8	-31	11.7	-77.14	-13	-64.14	0-360	149	V
5	319.448	-78.94	Pk	19.9	-29	11.7	-76.34	-13	-63.34	0-360	149	V
6	567.186	-79.4	Pk	24.5	-28.1	11.7	-71.3	-13	-58.3	0-360	149	V

Pk - Peak detector

UL VERIFICATION SERVICES INC
47173 BENICIA STREET, FREMONT, CA 94538, USA TEL: (510) 319-4000 FAX: (510) 661-0888

This report shall not be reproduced except in full, without the written approval of UL Verification Services Inc.

8.4.12. RSE n258 SB2 1 - 18 GHz

1 – 18 GHz, 1CC (Pre-scan using Pk Det.)

Horizontal

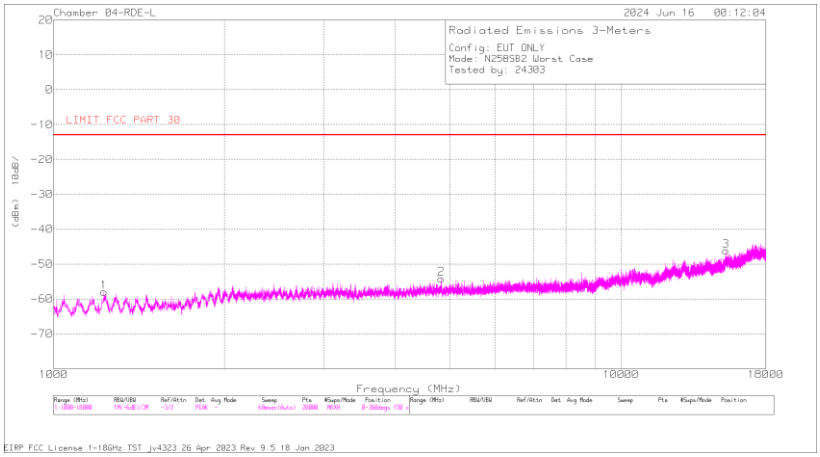

Vertical

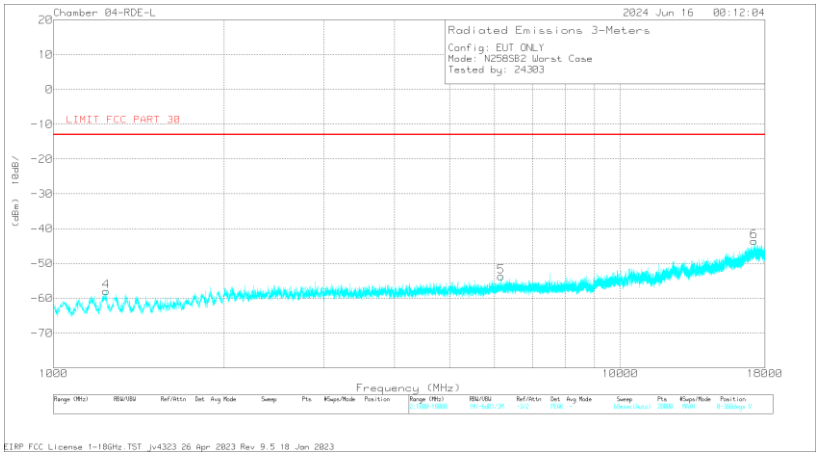

Trace Markers

Marker	Frequency (MHz)	Meter Reading (dBm)	Det	206805 ACF (dB/m)	Amp/Cbl (dB)	Unit Conversion (dB)	Corrected Reading (dBm)	FCC Part 30 TRP Limit (dBm)	Margin (dB)	Azimuth (Degs)	Height (cm)	Polarity
1	1166.608	-47.18	Pk	28.1	-51.1	11.7	-57.98	-13	-44.98	0-360	150	H
2	6934.15	-56.75	Pk	35.7	-43.9	11.7	-54.18	-13	-41.18	0-360	150	H
3	17663.393	-64.94	Pk	41.7	-32	11.7	-46.17	-13	-33.17	0-360	150	H
4	1289.865	-46.66	Pk	28.6	-51.3	11.7	-57.95	-13	-44.95	0-360	150	V
5	3831.493	-51.02	Pk	33.4	-48.8	11.7	-53.69	-13	-40.69	0-360	150	V
6	17223.921	-65.13	Pk	41.6	-32.9	11.7	-43.57	-13	-30.57	0-360	150	V

Pk - Peak detector

UL VERIFICATION SERVICES INC
47173 BENICIA STREET, FREMONT, CA 94538, USA TEL: (510) 319-4000 FAX: (510) 661-0888
This report shall not be reproduced except in full, without the written approval of UL Verification Services Inc.

8.4.13. RSE n258 SB2 18 - 24 GHz

18 - 24 GHz, 1CC (Pre-scan using Pk Det.)
Horizontal

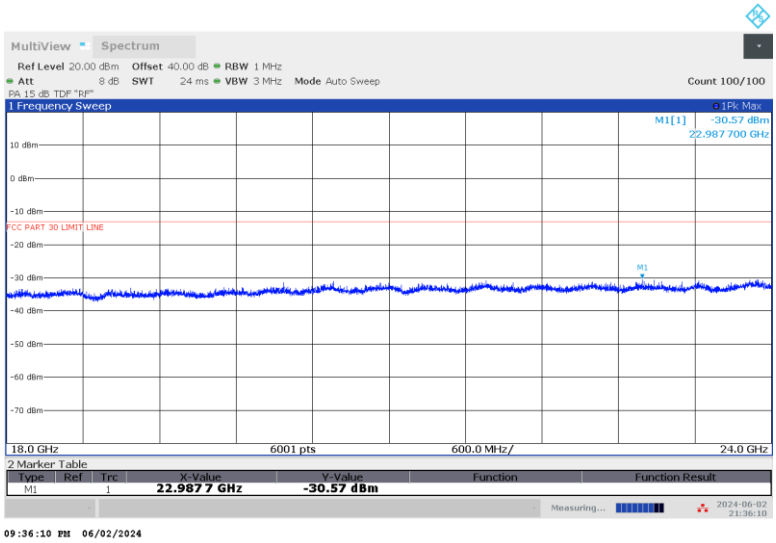

18 - 24 GHz, 1CC (Pre-scan using Pk Det.)
Vertical

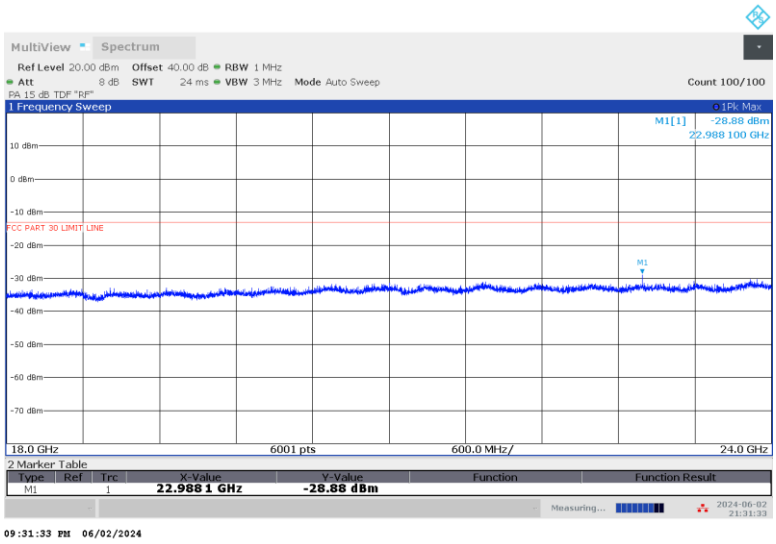

No emission detected using Peak Detection.

UL VERIFICATION SERVICES INC
47173 BENICIA STREET, FREMONT, CA 94538, USA TEL: (510) 319-4000 FAX: (510) 661-0888
This report shall not be reproduced except in full, without the written approval of UL Verification Services Inc.

8.4.14. RSE n258 SB2 24 – 24.75 GHz

24 – 24.75 GHz, 1CC (Pre-scan using Pk Det.)
Horizontal

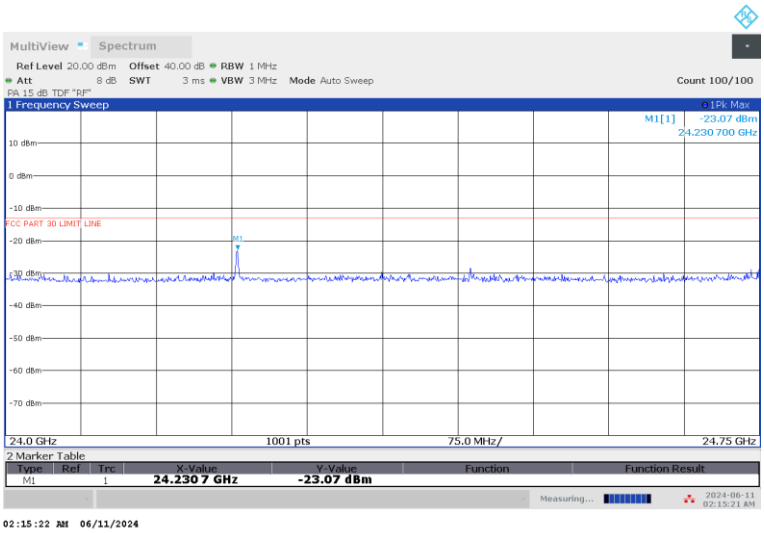

24 – 24.75 GHz, 1CC (Pre-scan using Pk Det.)
Vertical

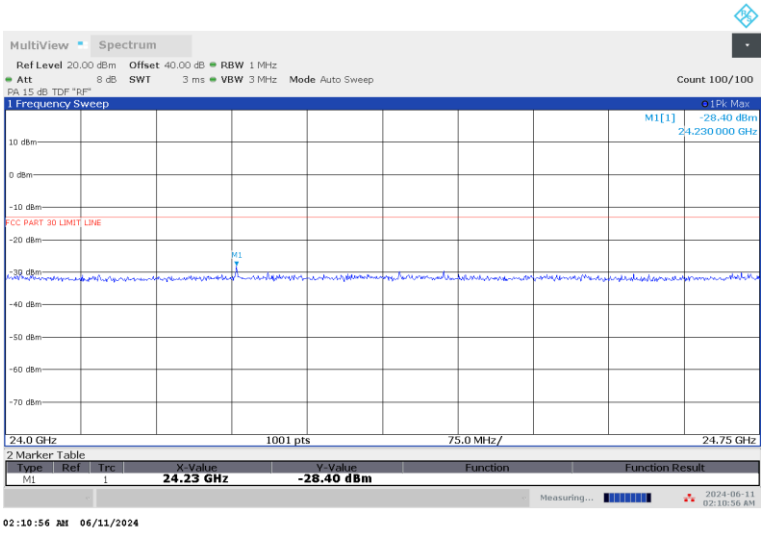

Emissions detected using Peak Detection at pre-scan. Avg EIRP was measured.

UL VERIFICATION SERVICES INC
47173 BENICIA STREET, FREMONT, CA 94538, USA TEL: (510) 319-4000 FAX: (510) 661-0888
This report shall not be reproduced except in full, without the written approval of UL Verification Services Inc.

24 – 24.75 GHz n258 SB2, 1CC

Freq.	Meas. Distance	Rx Ant. Polarity	Corrected Avg EIRP	TRP Limit	Margin
(GHz)	(m)	H/V	(dBm)	(dBm)	(dB)
24.231	3.3	H	-26.69	-13	-13.69
24.231	3.3	V	-37.17	-13	-24.17

UL VERIFICATION SERVICES INC
47173 BENICIA STREET, FREMONT, CA 94538, USA TEL: (510) 319-4000 FAX: (510) 661-0888
This report shall not be reproduced except in full, without the written approval of UL Verification Services Inc.

24 – 24.75 GHz n258 SB2, 2CC

24 – 24.75 GHz, 2CC (Pre-scan using Pk Det.)

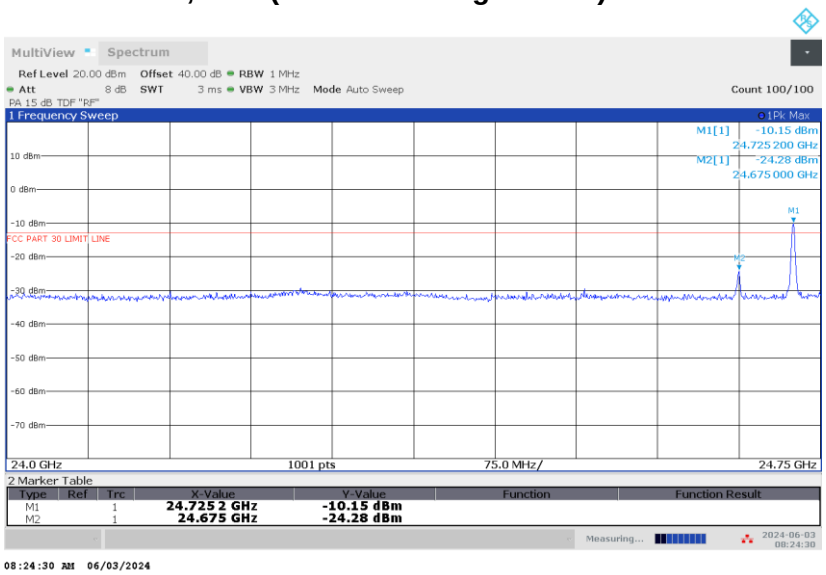

Worst case configuration:
SISO-DUAL_QPSK_(50 MHz + 50 MHz)_Low CH_RB Offset 1/15 (1RB-M)

Emissions detected using Peak Detection at pre-scan. Avg EIRP or TRP was measured.

All emissions were investigated, and the highest emission was reported.

Freq.	Meas. Distance	TRP	TRP Limit	Margin
(GHz)	(m)	(dBm)	(dBm)	(dB)
24.724	3.3	-19.77	-13	-6.77

UL VERIFICATION SERVICES INC
47173 BENICIA STREET, FREMONT, CA 94538, USA TEL: (510) 319-4000 FAX: (510) 661-0888
This report shall not be reproduced except in full, without the written approval of UL Verification Services Inc.

24 – 24.75 GHz n258 SB2, 3CC

24 – 24.75 GHz, 3CC (Pre-scan using Pk Det.)

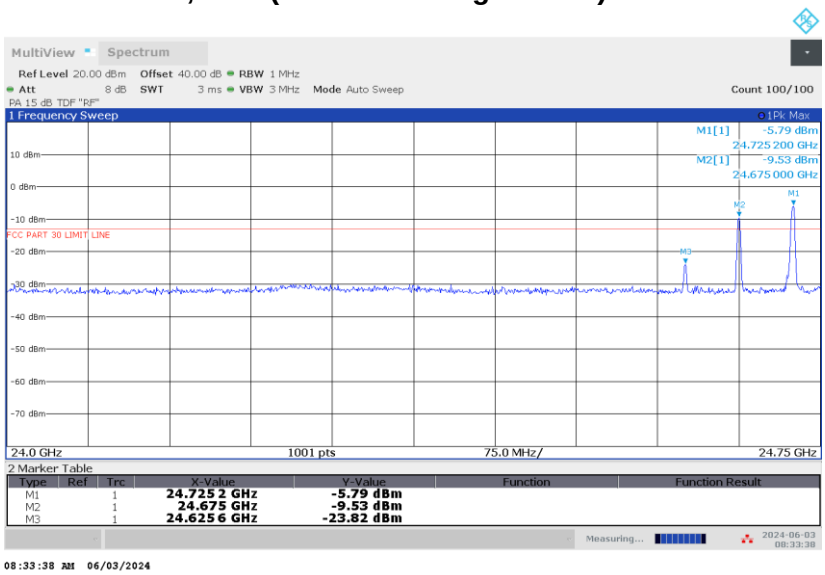

Worst case configuration:
SISO-DUAL_QPSK_(50 MHz + 50 MHz + 50 MHz)_Low CH_RB Offset 1/15 (1RB-M)

Emissions detected using Peak Detection at pre-scan. Avg EIRP or TRP was measured.

All emissions were investigated, and the highest emission was reported.

Freq.	Meas. Distance	TRP	TRP Limit	Margin
(GHz)	(m)	(dBm)	(dBm)	(dB)
24.724	3.3	-20.04	-13	-7.04

UL VERIFICATION SERVICES INC
47173 BENICIA STREET, FREMONT, CA 94538, USA TEL: (510) 319-4000 FAX: (510) 661-0888
This report shall not be reproduced except in full, without the written approval of UL Verification Services Inc.

24 – 24.75 GHz n258 SB2, 4CC

24 – 24.75 GHz, 4CC (Pre-scan using Pk Det.)

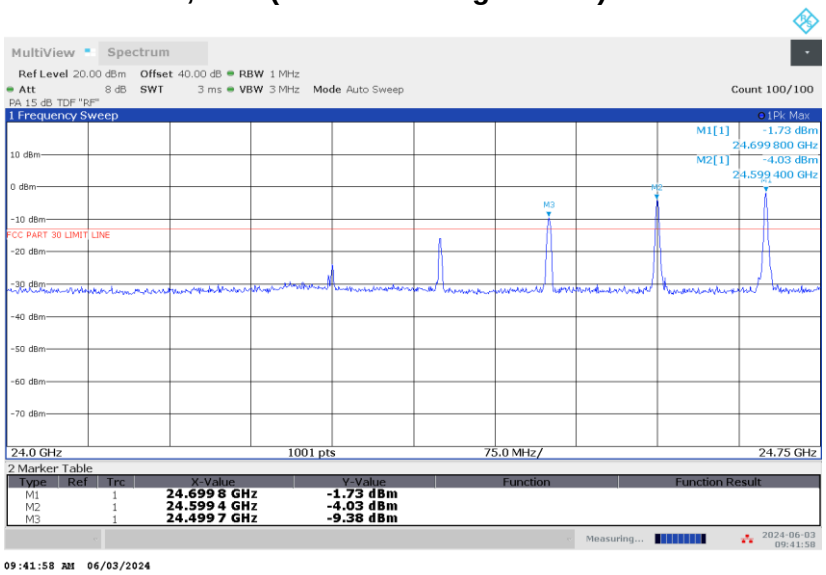

Worst case configuration:
SISO-DUAL_QPSK_(100 MHz + 100 MHz + 100 MHz + 100 MHz)_Low CH_RB Offset 1/32 (1RB-M)

Emissions detected using Peak Detection at pre-scan. Avg EIRP or TRP was measured.

All emissions were investigated, and the highest emission was reported.

Freq.	Meas. Distance	TRP	TRP Limit	Margin
(GHz)	(m)	(dBm)	(dBm)	(dB)
24.699	3.3	-19.75	-13	-6.75

UL VERIFICATION SERVICES INC
47173 BENICIA STREET, FREMONT, CA 94538, USA TEL: (510) 319-4000 FAX: (510) 661-0888
This report shall not be reproduced except in full, without the written approval of UL Verification Services Inc.

8.4.15. RSE n258 SB2 25.25 - 26.5 GHz

Note: 24.75 – 25.25 GHz covered by Fundamental and BE measurements.

25.25 - 26.5 GHz, 1CC (Pre-scan using Pk Det.)
Horizontal

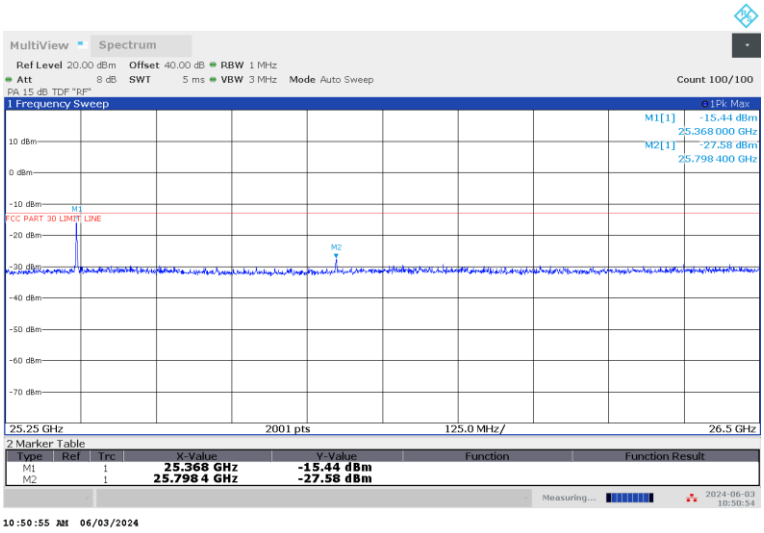

25.25 - 26.5 GHz, 1CC (Pre-scan using Pk Det.)
Vertical

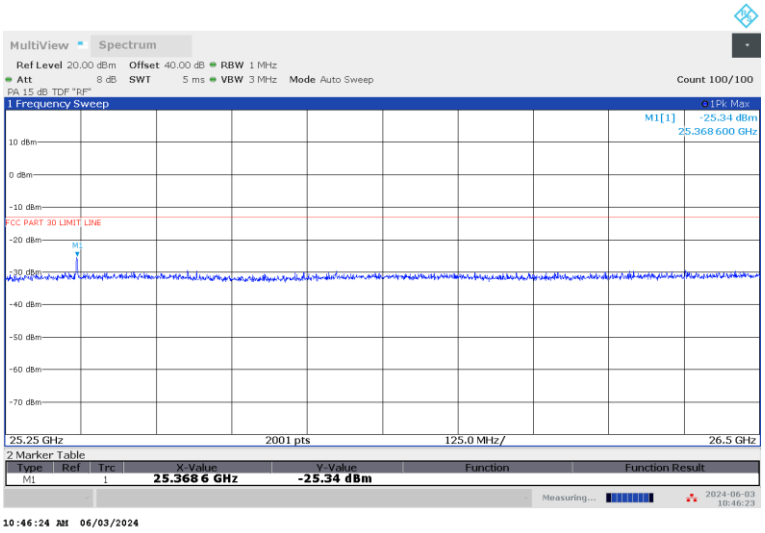

Emissions detected using Peak Detection at pre-scan. Avg EIRP was measured.

UL VERIFICATION SERVICES INC
47173 BENICIA STREET, FREMONT, CA 94538, USA TEL: (510) 319-4000 FAX: (510) 661-0888
This report shall not be reproduced except in full, without the written approval of UL Verification Services Inc.

25.25 - 26.5 GHz n258 SB2, 1CC

Freq.	Meas. Distance	Rx Ant. Polarity	Corrected Avg EIRP	TRP Limit	Margin
(GHz)	(m)	H/V	(dBm)	(dBm)	(dB)
25.368	3.3	H	-27.11	-13	-14.11
25.368	3.3	V	-29.37	-13	-16.37
25.798	3.3	H	-34.89	-13	-21.89
25.798	3.3	V	-38.58	-13	-25.58

UL VERIFICATION SERVICES INC
47173 BENICIA STREET, FREMONT, CA 94538, USA TEL: (510) 319-4000 FAX: (510) 661-0888
This report shall not be reproduced except in full, without the written approval of UL Verification Services Inc.

25.25 - 26.5 GHz n258 SB2, 2CC

25.25 – 26.5 GHz, 2CC (Pre-scan using Pk Det.)

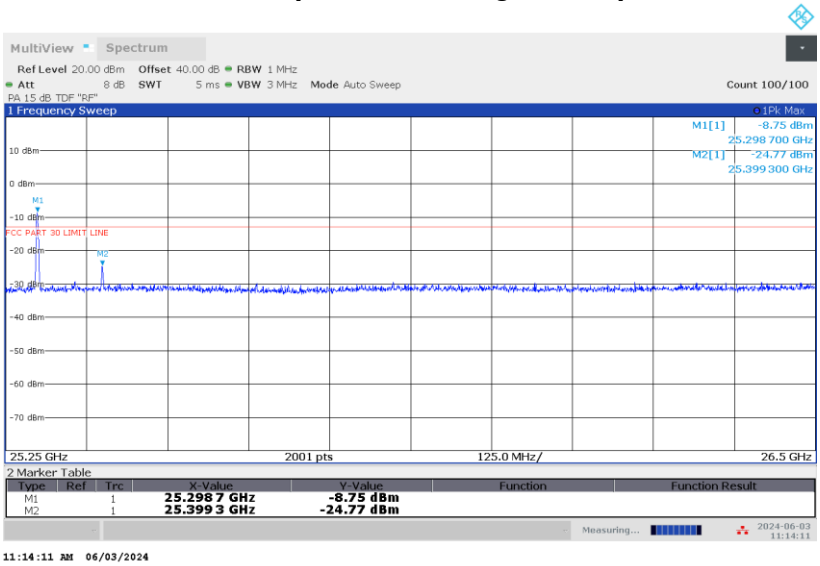

Worst case configuration:
SISO-DUAL_QPSK_(100 MHz + 100 MHz)_High CH_RB Offset 1/32 (1RB-M)

Emissions detected using Peak Detection at pre-scan. Avg EIRP or TRP was measured.

All emissions were investigated, and the highest emission was reported.

Freq.	Meas. Distance	TRP	TRP Limit	Margin
(GHz)	(m)	(dBm)	(dBm)	(dB)
25.299	3.3	-21.19	-13	-8.19

UL VERIFICATION SERVICES INC
47173 BENICIA STREET, FREMONT, CA 94538, USA TEL: (510) 319-4000 FAX: (510) 661-0888
This report shall not be reproduced except in full, without the written approval of UL Verification Services Inc.

25.25 - 26.5 GHz n258 SB2, 3CC

25.25 – 26.5 GHz, 3CC (Pre-scan using Pk Det.)

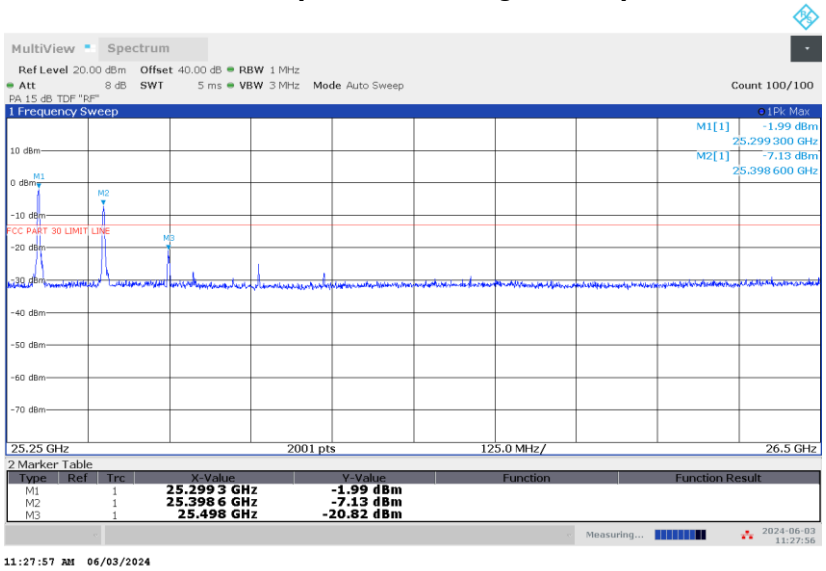

Worst case configuration:
SISO-DUAL_QPSK_(100 MHz + 100 MHz + 100 MHz)_High CH_RB Offset 1/32(1RB-M)

Emissions detected using Peak Detection at pre-scan. Avg EIRP or TRP was measured.

All emissions were investigated, and the highest emission was reported.

Freq.	Meas. Distance	TRP	TRP Limit	Margin
(GHz)	(m)	(dBm)	(dBm)	(dB)
25.299	3.3	-19.75	-13	-6.75

UL VERIFICATION SERVICES INC
47173 BENICIA STREET, FREMONT, CA 94538, USA TEL: (510) 319-4000 FAX: (510) 661-0888
This report shall not be reproduced except in full, without the written approval of UL Verification Services Inc.

25.25 - 26.5 GHz n258 SB2, 4CC

25.25 – 26.5 GHz, 4CC (Pre-scan using Pk Det.)

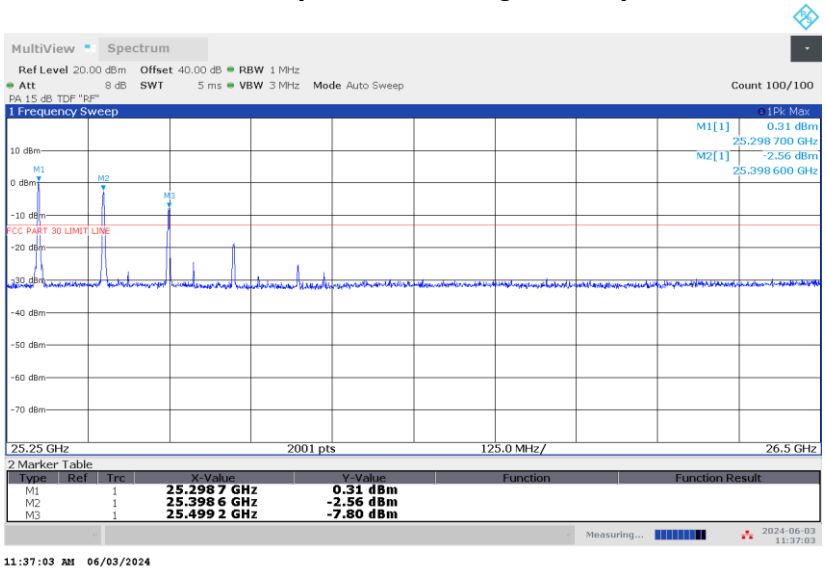

Worst case configuration:
SISO-DUAL_QPSK_(100 MHz + 100 MHz + 100 MHz + 100 MHz)_High CH_RB Offset 1/32(1RB-M)

Emissions detected using Peak Detection at pre-scan. Avg EIRP or TRP was measured.

All emissions were investigated, and the highest emission was reported.

Freq.	Meas. Distance	TRP	TRP Limit	Margin
(GHz)	(m)	(dBm)	(dBm)	(dB)
25.299	3.3	-19.10	-13	-6.10

UL VERIFICATION SERVICES INC
47173 BENICIA STREET, FREMONT, CA 94538, USA TEL: (510) 319-4000 FAX: (510) 661-0888
This report shall not be reproduced except in full, without the written approval of UL Verification Services Inc.

8.4.16. RSE n258 SB2 26.5 - 40 GHz

26.5 - 40 GHz, 1CC (Pre-scan using Pk Det.)
Horizontal

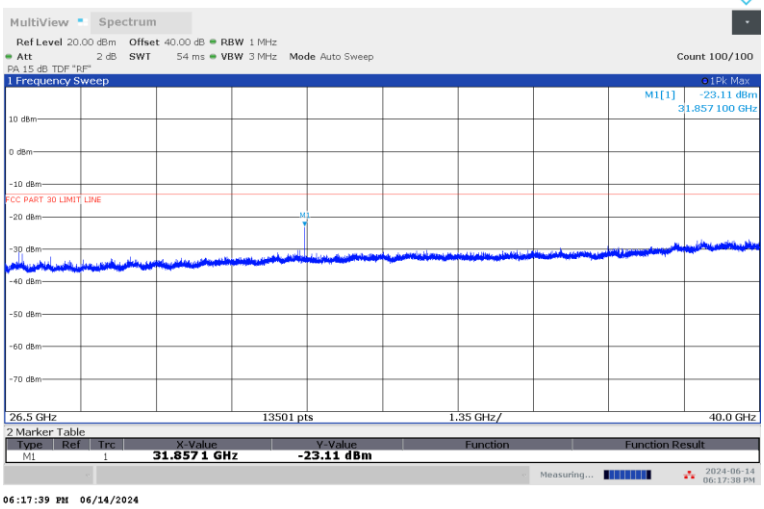

26.5 - 40 GHz, 1CC (Pre-scan using Pk Det.)
Vertical

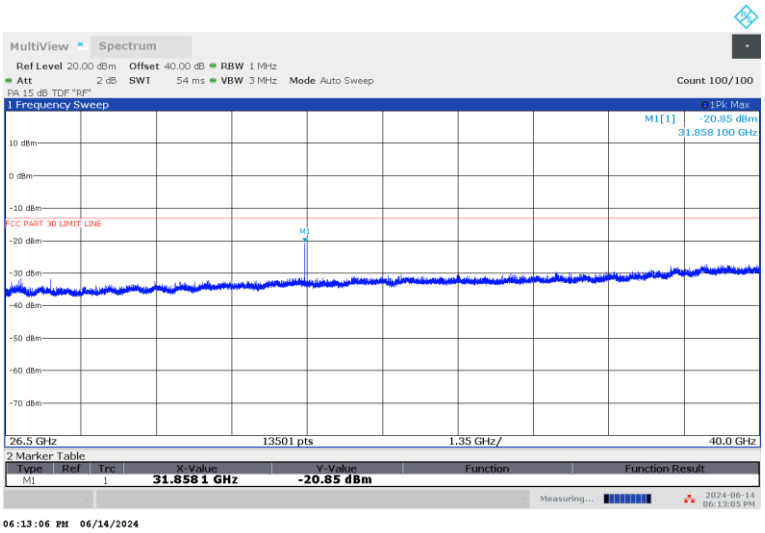

Emissions detected using Peak Detection at pre-scan. Avg EIRP was measured.

UL VERIFICATION SERVICES INC
47173 BENICIA STREET, FREMONT, CA 94538, USA TEL: (510) 319-4000 FAX: (510) 661-0888
This report shall not be reproduced except in full, without the written approval of UL Verification Services Inc.

26.5 - 40 GHz n258 SB2, 1CC

Freq.	Meas. Distance	Rx Ant. Polarity	Corrected Avg EIRP	TRP Limit	Margin
(GHz)	(m)	H/V	(dBm)	(dBm)	(dB)
31.858	3	H	-34.69	-13	-21.69
31.858	3	V	-20.95	-13	-7.95

UL VERIFICATION SERVICES INC
47173 BENICIA STREET, FREMONT, CA 94538, USA TEL: (510) 319-4000 FAX: (510) 661-0888
This report shall not be reproduced except in full, without the written approval of UL Verification Services Inc.

8.4.17. RSE n258 SB2 40 - 50 GHz

40 – 50 GHz, 1CC (Pre-scan using Pk Det.)
Horizontal

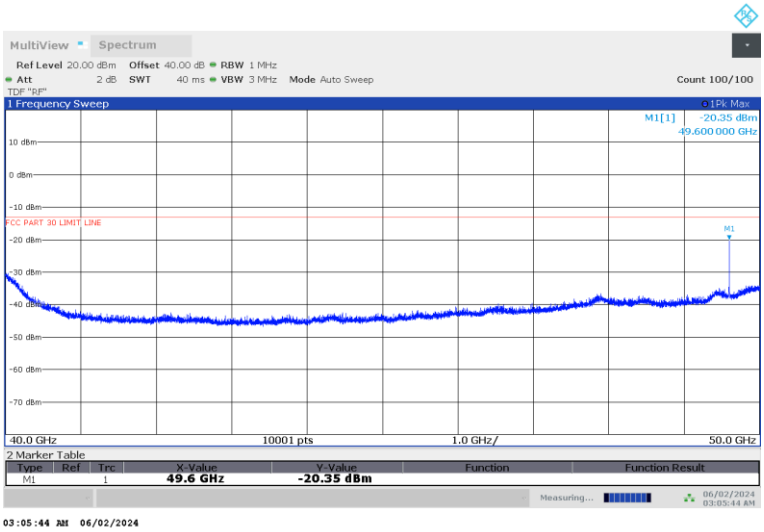

40 – 50 GHz, 1CC (Pre-scan using Pk Det.)
Vertical

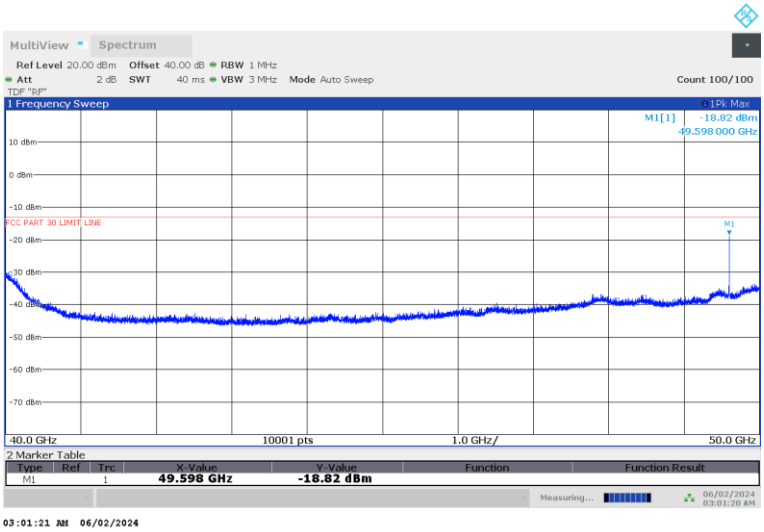

Emissions detected using Peak Detection at pre-scan. Avg EIRP was measured.

UL VERIFICATION SERVICES INC
47173 BENICIA STREET, FREMONT, CA 94538, USA TEL: (510) 319-4000 FAX: (510) 661-0888
This report shall not be reproduced except in full, without the written approval of UL Verification Services Inc.

40 – 50 GHz n258 SB2, 1CC

Freq.	Meas. Distance	Rx Ant. Polarity	Corrected Avg EIRP	TRP Limit	Margin
(GHz)	(m)	H/V	(dBm)	(dBm)	(dB)
49.599	3	H	-25.09	-13	-12.09
49.599	3	V	-37.17	-13	-24.17

UL VERIFICATION SERVICES INC
47173 BENICIA STREET, FREMONT, CA 94538, USA TEL: (510) 319-4000 FAX: (510) 661-0888
This report shall not be reproduced except in full, without the written approval of UL Verification Services Inc.

8.4.18. RSE n258 SB2 50 - 75 GHz

50 - 75 GHz, 1CC (Pre-scan using Pk Det.)
Horizontal

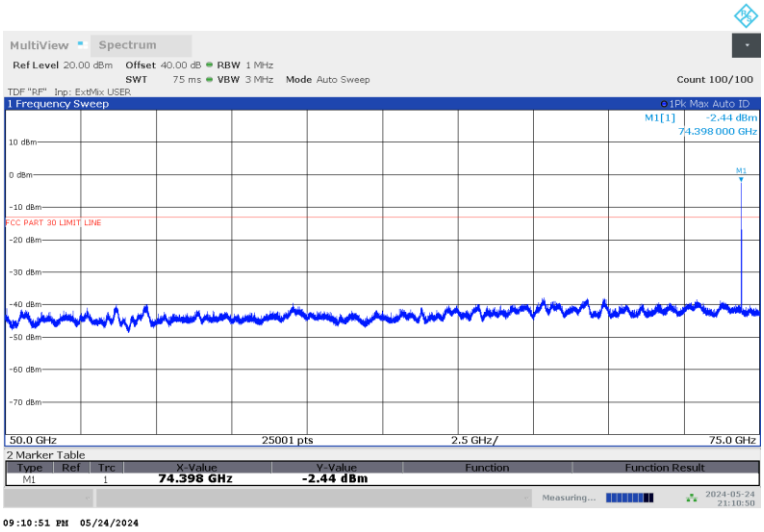

50 - 75 GHz, 1CC (Pre-scan using Pk Det.)
Vertical

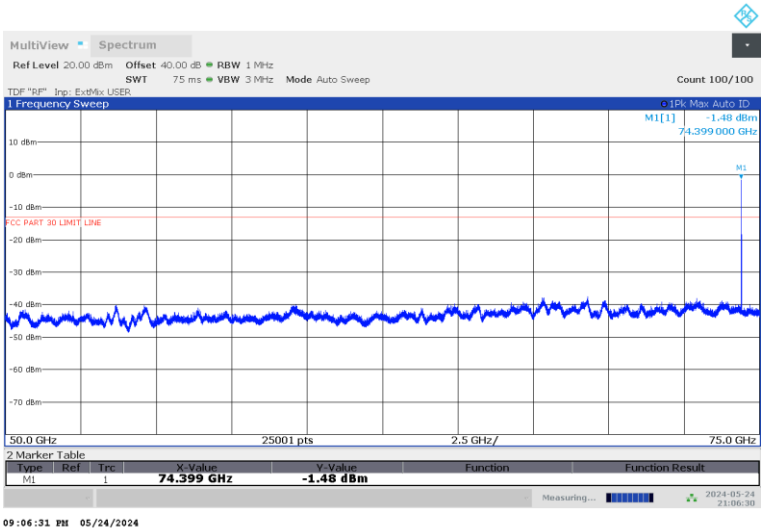

Emissions detected using Peak Detection at pre-scan. Avg EIRP or TRP was measured.

UL VERIFICATION SERVICES INC
47173 BENICIA STREET, FREMONT, CA 94538, USA TEL: (510) 319-4000 FAX: (510) 661-0888
This report shall not be reproduced except in full, without the written approval of UL Verification Services Inc.

50 - 75 GHz n258 SB2, 1CC

Freq.	Meas. Distance	TRP	TRP Limit	Margin
(GHz)	(m)	(dBm)	(dBm)	(dB)
74.398	1.5	-18.42	-13	-5.42

UL VERIFICATION SERVICES INC
47173 BENICIA STREET, FREMONT, CA 94538, USA TEL: (510) 319-4000 FAX: (510) 661-0888
This report shall not be reproduced except in full, without the written approval of UL Verification Services Inc.

8.4.19. RSE n258 SB2 75 - 100 GHz

75 - 100 GHz, 1CC (Pre-scan using Pk Det.)
Horizontal

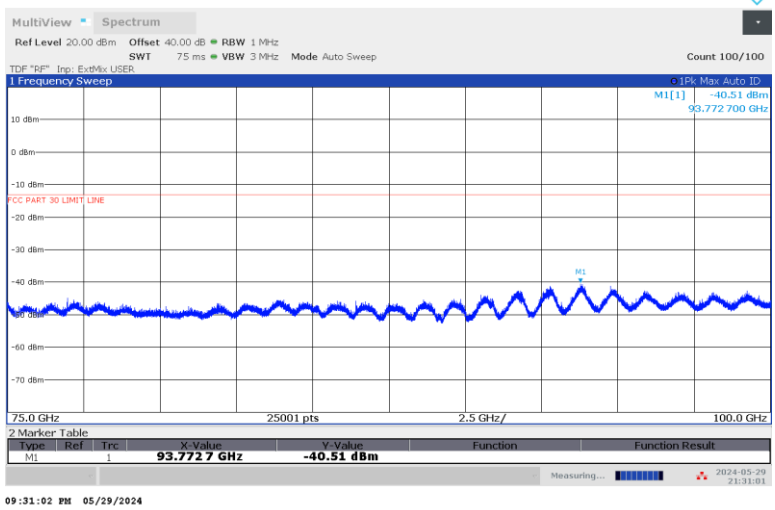

75 - 100 GHz, 1CC (Pre-scan using Pk Det.)
Vertical

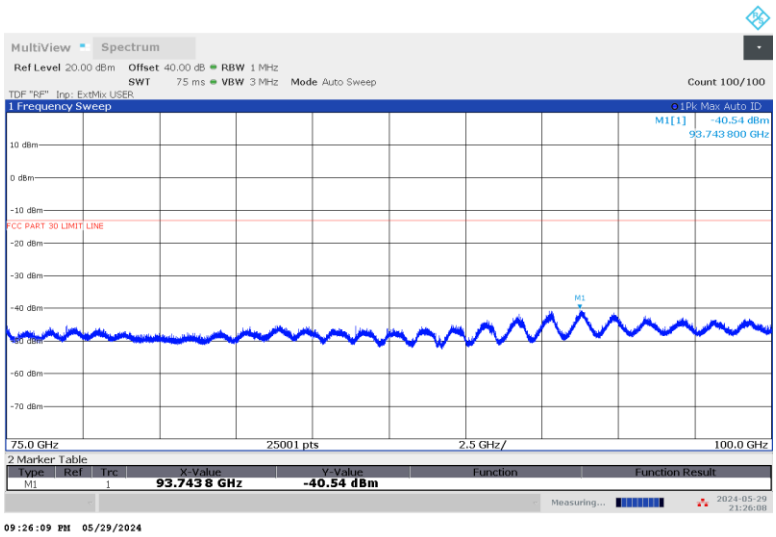

No emission detected using Peak Detection.

UL VERIFICATION SERVICES INC
47173 BENICIA STREET, FREMONT, CA 94538, USA TEL: (510) 319-4000 FAX: (510) 661-0888
This report shall not be reproduced except in full, without the written approval of UL Verification Services Inc.

8.4.20. RSE n261 30 – 1000 MHz

30 – 1000 MHz, 1CC (Pre-scan using Pk Det.)

Horizontal

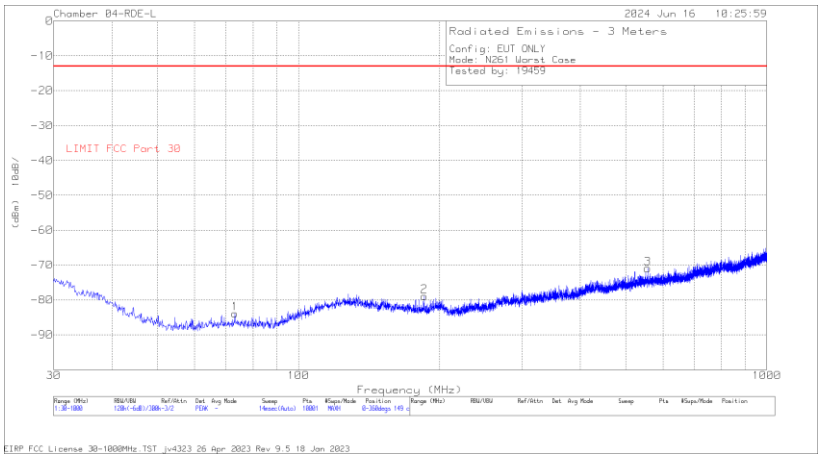

Vertical

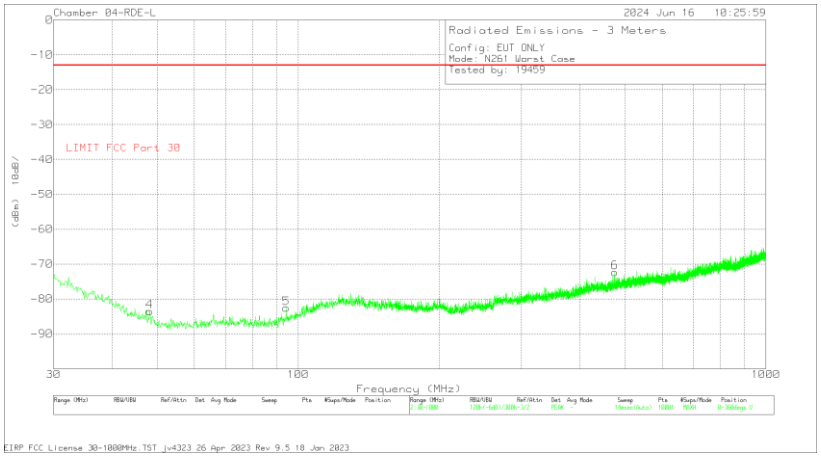

Trace Markers

Marker	Frequency (MHz)	Meter Reading (dBm)	Det	174374 ANSI ACF (dB/m)	Amp/Cbls (dB)	Unit Conversion (dB)	Corrected Reading (dBm)	FCC Part 30 TRP Limit (dBm)	Margin (dB)	Azimuth (Degs)	Height (cm)	Polarity
1	73.165	-78.88	Pk	13.9	-30.6	11.7	-83.88	-13	-70.88	0-360	149	H
2	185.685	-78.2	Pk	17.1	-29.5	11.7	-78.9	-13	-65.9	0-360	149	H
3	556.613	-78.94	Pk	24.4	-28.1	11.7	-70.94	-13	-57.94	0-360	149	H
4	48.139	-79.06	Pk	14.6	-30.8	11.7	-83.56	-13	-70.56	0-360	149	V
5	94.311	-78.5	Pk	14.6	-30.4	11.7	-82.6	-13	-69.6	0-360	149	V
6	475.327	-79.12	Pk	23.5	-28.4	11.7	-72.32	-13	-59.32	0-360	149	V

Pk - Peak detector

UL VERIFICATION SERVICES INC
47173 BENICIA STREET, FREMONT, CA 94538, USA TEL: (510) 319-4000 FAX: (510) 661-0888

This report shall not be reproduced except in full, without the written approval of UL Verification Services Inc.

8.4.21. RSE n261 1 - 18 GHz

1 – 18 GHz, 1CC (Pre-scan using Pk Det.)

Horizontal

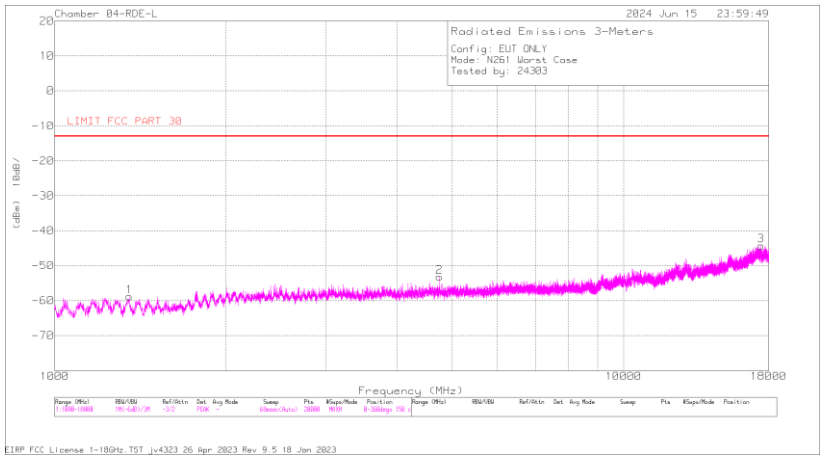

Vertical

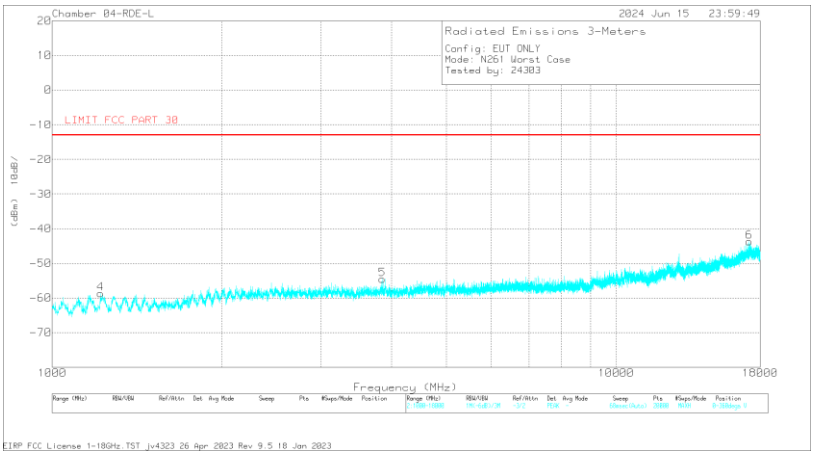

Trace Markers

Marker	Frequency (MHz)	Meter Reading (dBm)	Det	206805 ACF (dB/m)	Amp/Cbl (dB)	Unit Conversion (dB)	Corrected Reading (dBm)	FCC Part 30 TRP Limit (dBm)	Margin (dB)	Azimuth (Degs)	Height (cm)	Polarity
1	1227.812	-47.28	Pk	28.6	-51	11.7	-58.85	-13	-45.85	0-360	150	H
2	4823.493	-51.28	Pk	34.1	-48.7	11.7	-53.18	-13	-40.18	0-360	150	H
3	15299.423	-58.87	Pk	40	-39	11.7	-44.27	-13	-31.27	0-360	150	H
4	1238.862	-47.35	Pk	28.7	-51	11.7	-58.72	-13	-45.72	0-360	150	V
5	6163.161	-57.09	Pk	35.5	-43.8	11.7	-54.59	-13	-41.59	0-360	150	V
6	17223.071	-63.97	Pk	41.6	-32.9	11.7	-43.75	-13	-30.75	0-360	150	V

Pk - Peak detector

UL VERIFICATION SERVICES INC
47173 BENICIA STREET, FREMONT, CA 94538, USA TEL: (510) 319-4000 FAX: (510) 661-0888

This report shall not be reproduced except in full, without the written approval of UL Verification Services Inc.

8.4.22. RSE n261 18 - 26.5 GHz

18 - 26.5 GHz, 1CC (Pre-scan using Pk Det.)
Horizontal

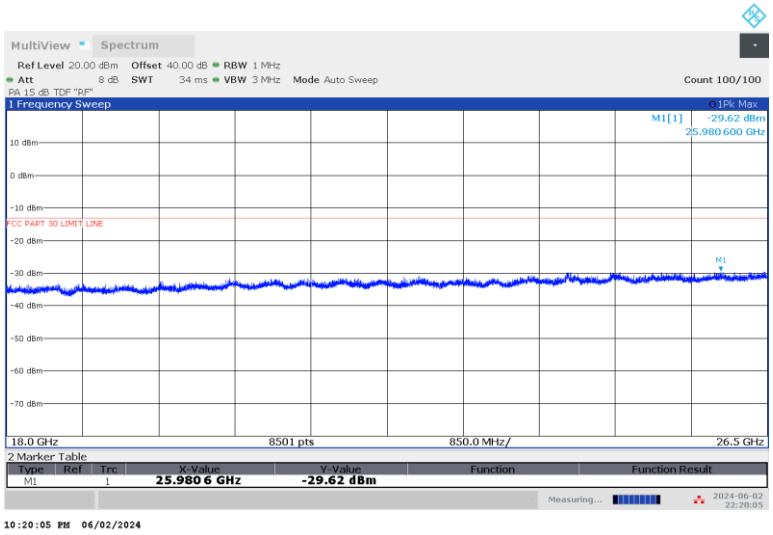

18 - 26.5 GHz, 1CC (Pre-scan using Pk Det.)
Vertical

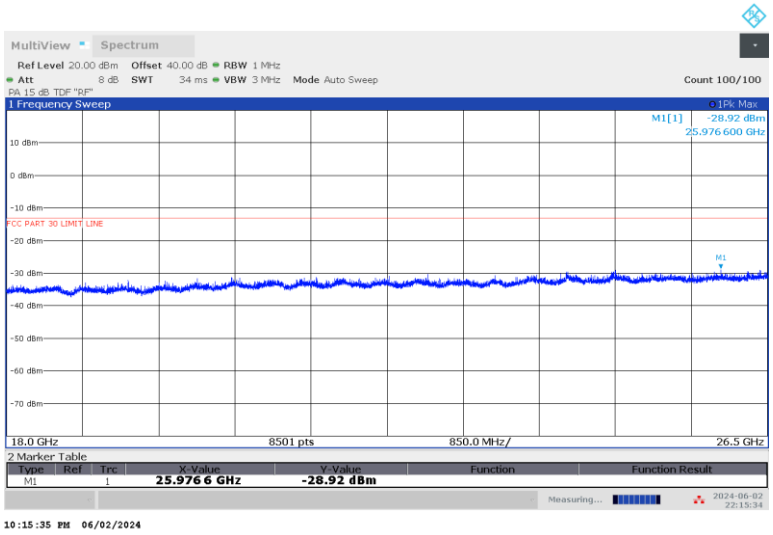

No emission detected using Peak Detection.

UL VERIFICATION SERVICES INC
47173 BENICIA STREET, FREMONT, CA 94538, USA TEL: (510) 319-4000 FAX: (510) 661-0888
This report shall not be reproduced except in full, without the written approval of UL Verification Services Inc.

8.4.23. RSE n261 26.5 - 27.5 GHz

Note: 27.5 - 28.35 GHz covered by Fundamental and BE measurements.

26.5 - 27.5 GHz, 1CC (Pre-scan using Pk Det.)
Horizontal

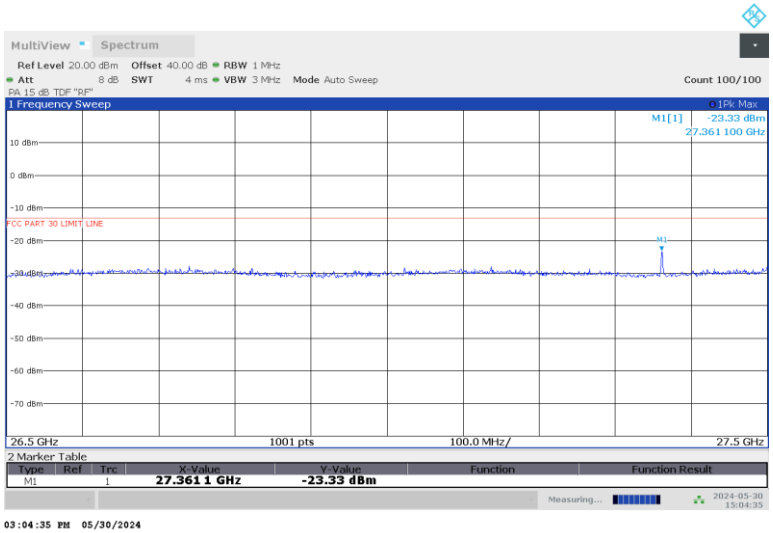

26.5 - 27.5 GHz, 1CC (Pre-scan using Pk Det.)
Vertical

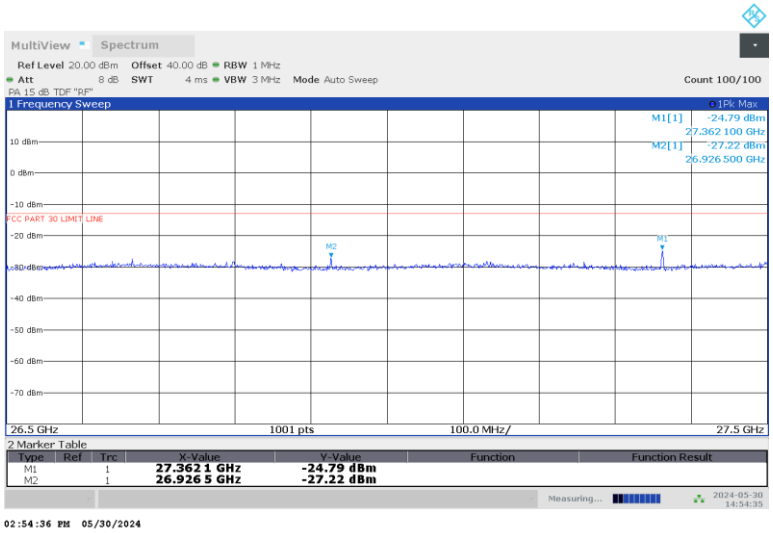

Emissions detected using Peak Detection at pre-scan. Avg EIRP was measured.

UL VERIFICATION SERVICES INC
47173 BENICIA STREET, FREMONT, CA 94538, USA TEL: (510) 319-4000 FAX: (510) 661-0888
This report shall not be reproduced except in full, without the written approval of UL Verification Services Inc.

26.5 - 27.5 GHz n261, 1CC

Freq.	Meas. Distance	Rx Ant. Polarity	Corrected Avg EIRP	TRP Limit	Margin
(GHz)	(m)	H/V	(dBm)	(dBm)	(dB)
26.927	3	H	-35.31	-13	-22.31
26.927	3	V	-38.79	-13	-25.79
27.361	3	H	-27.58	-13	-14.58
27.361	3	V	-33.95	-13	-20.95

UL VERIFICATION SERVICES INC
47173 BENICIA STREET, FREMONT, CA 94538, USA TEL: (510) 319-4000 FAX: (510) 661-0888
This report shall not be reproduced except in full, without the written approval of UL Verification Services Inc.

26.5 – 27.5 GHz n261, 2CC

26.5 - 27.5 GHz, 2CC (Pre-scan using Pk Det.)

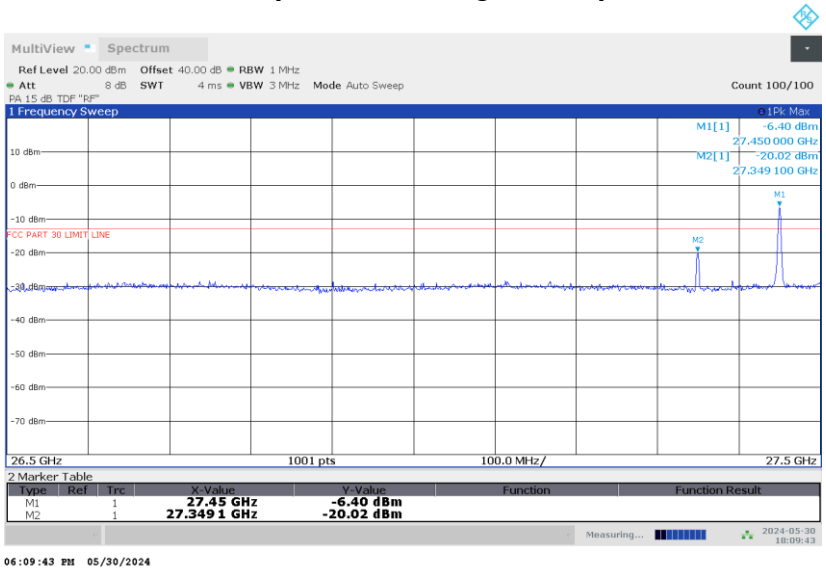

Worst case configuration:
SISO-DUAL_QPSK_(100 MHz + 100 MHz)_Low CH_RB Offset 1/32 (1RB-M)

Emissions detected using Peak Detection at pre-scan. Avg EIRP or TRP was measured.

All emissions were investigated, and the highest emission was reported.

Freq.	Meas. Distance	TRP	TRP Limit	Margin
(GHz)	(m)	(dBm)	(dBm)	(dB)
27.449	3	-23.51	-13	-10.51

UL VERIFICATION SERVICES INC
47173 BENICIA STREET, FREMONT, CA 94538, USA TEL: (510) 319-4000 FAX: (510) 661-0888
This report shall not be reproduced except in full, without the written approval of UL Verification Services Inc.

26.5 – 27.5 GHz n261, 3CC

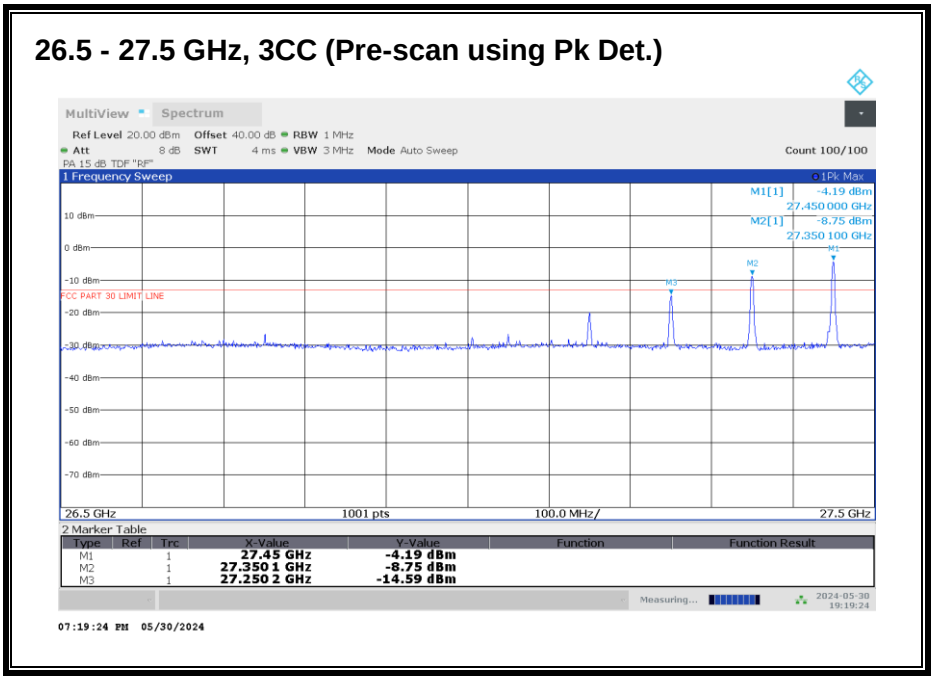

Worst case configuration:
SISO-DUAL_QPSK_(100 MHz + 100 MHz+ 100 MHz)_Low CH_RB Offset 1/32 (1RB-M)

Emissions detected using Peak Detection at pre-scan. Avg EIRP or TRP was measured.

All emissions were investigated, and the highest emission was reported.

Freq.	Meas. Distance	TRP	TRP Limit	Margin
(GHz)	(m)	(dBm)	(dBm)	(dB)
27.449	3	-21.56	-13	-8.56

UL VERIFICATION SERVICES INC
47173 BENICIA STREET, FREMONT, CA 94538, USA TEL: (510) 319-4000 FAX: (510) 661-0888
This report shall not be reproduced except in full, without the written approval of UL Verification Services Inc.

26.5 – 27.5 GHz n261, 4CC

26.5 - 27.5 GHz, 4CC (Pre-scan using Pk Det.)

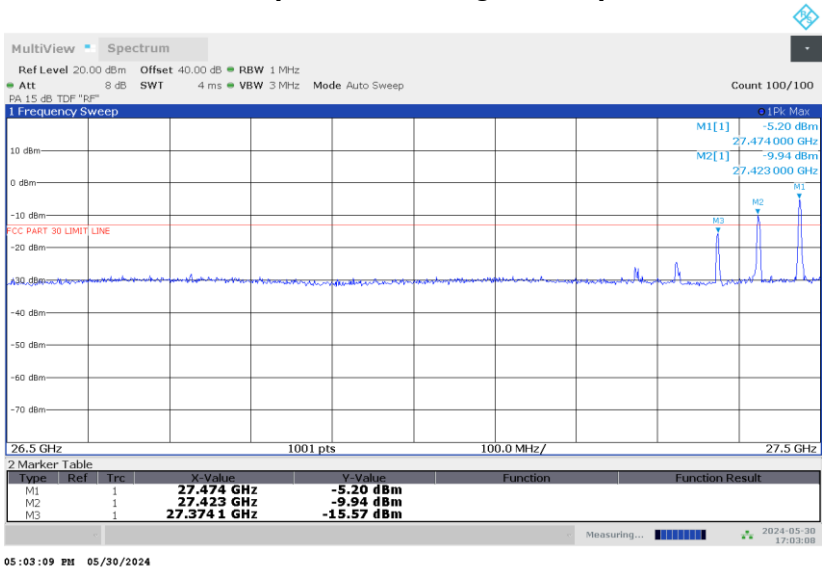

Worst case configuration:
SISO-DUAL_QPSK_(50 MHz + 50 MHz+ 50 MHz+ 50 MHz)_Low CH_RB Offset 1/15 (1RB-M)

Emissions detected using Peak Detection at pre-scan. Avg EIRP or TRP was measured.

All emissions were investigated, and the highest emission was reported.

Freq.	Meas. Distance	TRP	TRP Limit	Margin
(GHz)	(m)	(dBm)	(dBm)	(dB)
27.474	3	-20.59	-13	-7.59

UL VERIFICATION SERVICES INC
47173 BENICIA STREET, FREMONT, CA 94538, USA TEL: (510) 319-4000 FAX: (510) 661-0888
This report shall not be reproduced except in full, without the written approval of UL Verification Services Inc.

8.4.24. RSE n261 28.35 - 29 GHz

Note: 27.5 - 28.35 GHz covered by Fundamental and BE measurements.

28.35 - 29 GHz, 1CC (Pre-scan using Pk Det.)
Horizontal

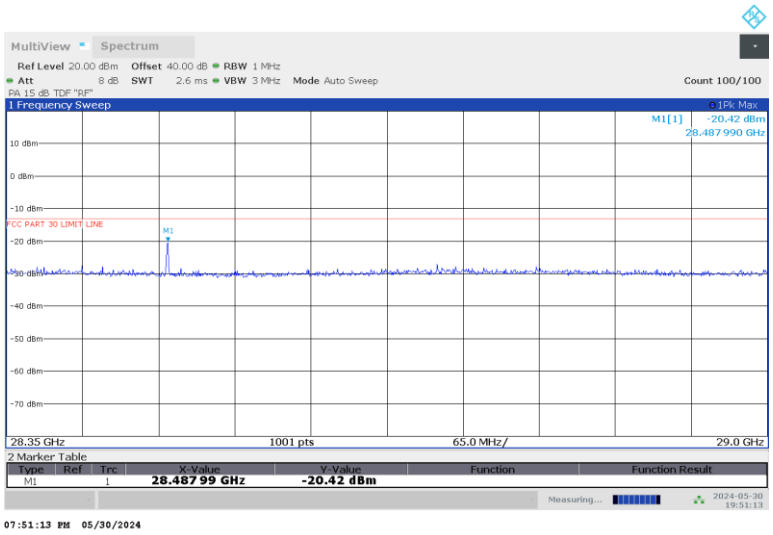

28.35 - 29 GHz, 1CC (Pre-scan using Pk Det.)
Vertical

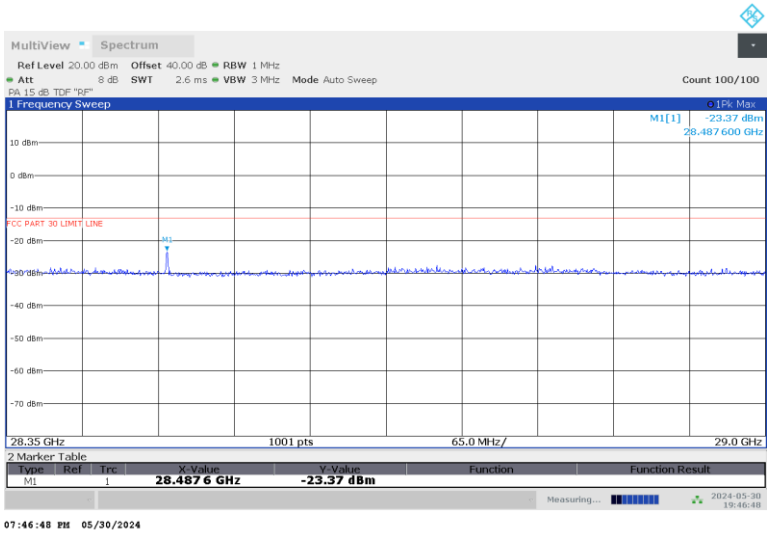

Emissions detected using Peak Detection at pre-scan. Avg EIRP was measured.

UL VERIFICATION SERVICES INC
47173 BENICIA STREET, FREMONT, CA 94538, USA TEL: (510) 319-4000 FAX: (510) 661-0888
This report shall not be reproduced except in full, without the written approval of UL Verification Services Inc.

28.35 - 29 GHz n261, 1CC

Freq.	Meas. Distance	Rx Ant. Polarity	Corrected Avg EIRP	TRP Limit	Margin
(GHz)	(m)	H/V	(dBm)	(dBm)	(dB)
28.488	3	H	-28.45	-13	-15.45
28.488	3	V	-31.56	-13	-18.56

UL VERIFICATION SERVICES INC
47173 BENICIA STREET, FREMONT, CA 94538, USA TEL: (510) 319-4000 FAX: (510) 661-0888
This report shall not be reproduced except in full, without the written approval of UL Verification Services Inc.

28.35 - 29 GHz n261, 2CC

28.35 - 29 GHz, 2CC (Pre-scan using Pk Det.)

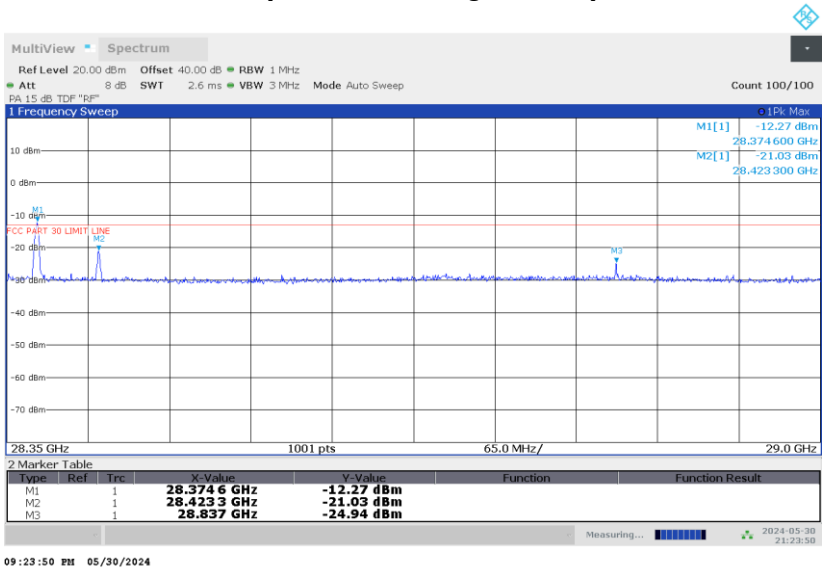

Worst case configuration:
SISO-DUAL_QPSK_(50 MHz + 50 MHz)_High CH_RB Offset 1/15 (1RB-M)

Emissions detected using Peak Detection at pre-scan. Avg EIRP was measured.

All emissions were investigated, and the highest emission was reported.

Freq.	Meas. Distance	Rx Ant. Polarity	Corrected Avg EIRP	TRP Limit	Margin
(GHz)	(m)	H/V	(dBm)	(dBm)	(dB)
28.374	3	V	-16.24	-13	-3.24

UL VERIFICATION SERVICES INC
47173 BENICIA STREET, FREMONT, CA 94538, USA TEL: (510) 319-4000 FAX: (510) 661-0888
This report shall not be reproduced except in full, without the written approval of UL Verification Services Inc.

28.35 - 29 GHz n261, 3CC

28.35 - 29 GHz, 3CC (Pre-scan using Pk Det.)

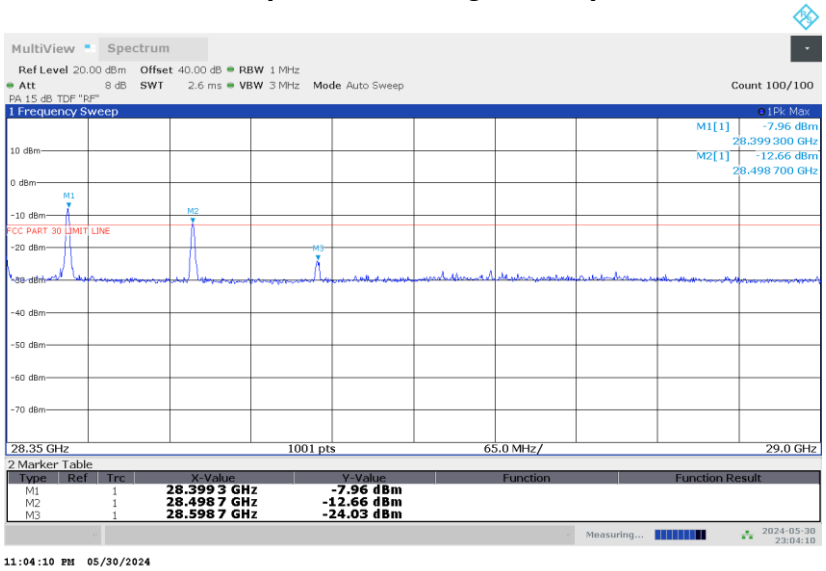

Worst case configuration:
SISO-DUAL_QPSK_(100 MHz + 100 MHz + 100 MHz)_High CH_RB Offset 1/32 (1RB-M)

Emissions detected using Peak Detection at pre-scan. Avg EIRP was measured.

All emissions were investigated, and the highest emission was reported.

Freq.	Meas. Distance	Rx Ant. Polarity	Corrected Avg EIRP	TRP Limit	Margin
(GHz)	(m)	H/V	(dBm)	(dBm)	(dB)
28.399	3	V	-13.95	-13	-0.95

UL VERIFICATION SERVICES INC
47173 BENICIA STREET, FREMONT, CA 94538, USA TEL: (510) 319-4000 FAX: (510) 661-0888
This report shall not be reproduced except in full, without the written approval of UL Verification Services Inc.

28.35 - 29 GHz n261, 4CC

28.35 - 29 GHz, 4CC (Pre-scan using Pk Det.)

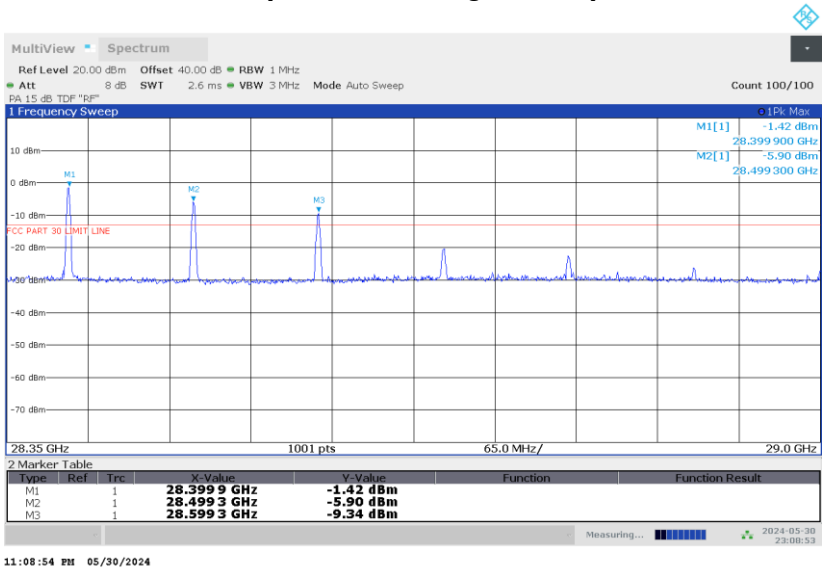

Worst case configuration:
SISO-DUAL_QPSK_(100 MHz + 100 MHz + 100 MHz + 100 MHz)_High CH_RB Offset 1/32 (1RB-M)

Emissions detected using Peak Detection at pre-scan. Avg EIRP was measured.

All emissions were investigated, and the highest emission was reported.

Freq.	Meas. Distance	Rx Ant. Polarity	Corrected Avg EIRP	TRP Limit	Margin
(GHz)	(m)	H/V	(dBm)	(dBm)	(dB)
28.399	3	V	-14.05	-13	-1.05

UL VERIFICATION SERVICES INC
47173 BENICIA STREET, FREMONT, CA 94538, USA TEL: (510) 319-4000 FAX: (510) 661-0888
This report shall not be reproduced except in full, without the written approval of UL Verification Services Inc.

8.4.25. RSE n261 29 - 40 GHz

29 - 40 GHz, 1CC (Pre-scan using Pk Det.)
Horizontal

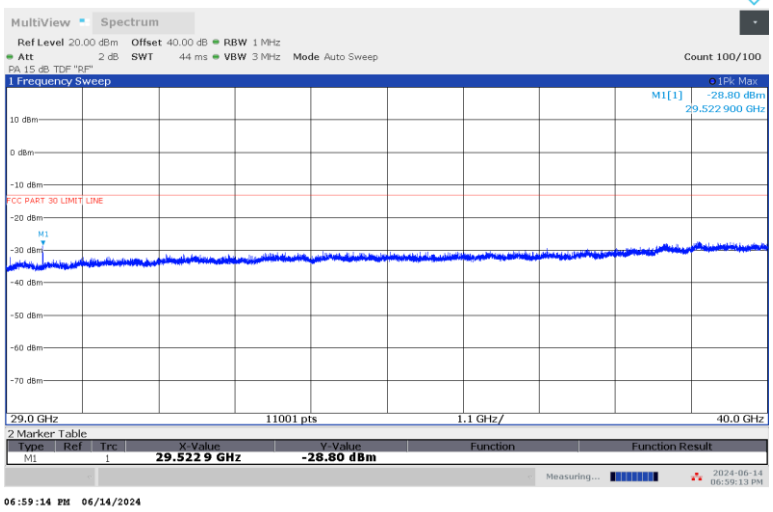

29 - 40 GHz, 1CC (Pre-scan using Pk Det.)
Vertical

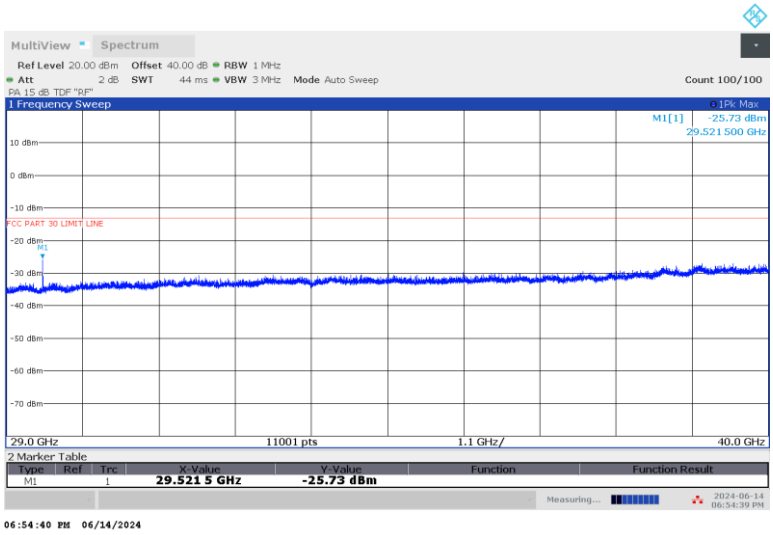

Emissions detected using Peak Detection at pre-scan. Avg EIRP was measured.

UL VERIFICATION SERVICES INC
47173 BENICIA STREET, FREMONT, CA 94538, USA TEL: (510) 319-4000 FAX: (510) 661-0888
This report shall not be reproduced except in full, without the written approval of UL Verification Services Inc.

29 - 40 GHz n261, 1CC

Freq.	Meas. Distance	Rx Ant. Polarity	Corrected Avg EIRP	TRP Limit	Margin
(GHz)	(m)	H/V	(dBm)	(dBm)	(dB)
29.522	3	H	-35.61	-13	-22.61
29.522	3	V	-26.52	-13	-13.52

UL VERIFICATION SERVICES INC
47173 BENICIA STREET, FREMONT, CA 94538, USA TEL: (510) 319-4000 FAX: (510) 661-0888
This report shall not be reproduced except in full, without the written approval of UL Verification Services Inc.

8.4.26. RSE n261 40 - 50 GHz

40 – 50 GHz, 1CC (Pre-scan using Pk Det.)
Horizontal

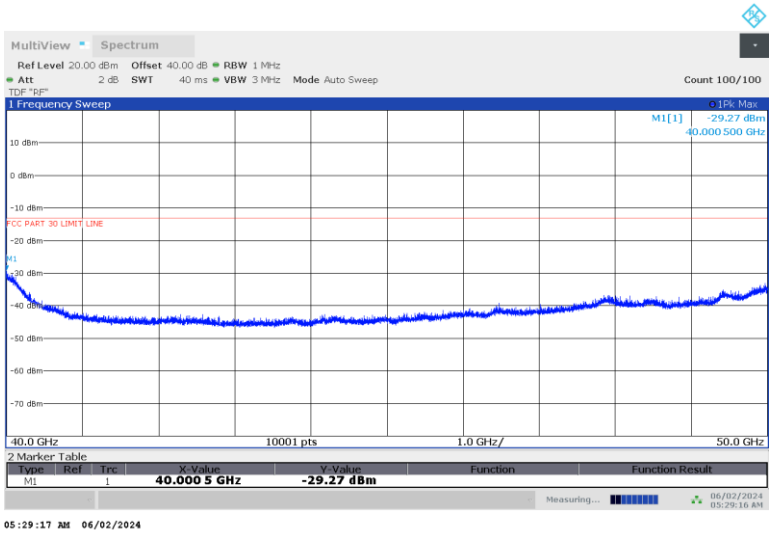

40 – 50 GHz, 1CC (Pre-scan using Pk Det.)
Vertical

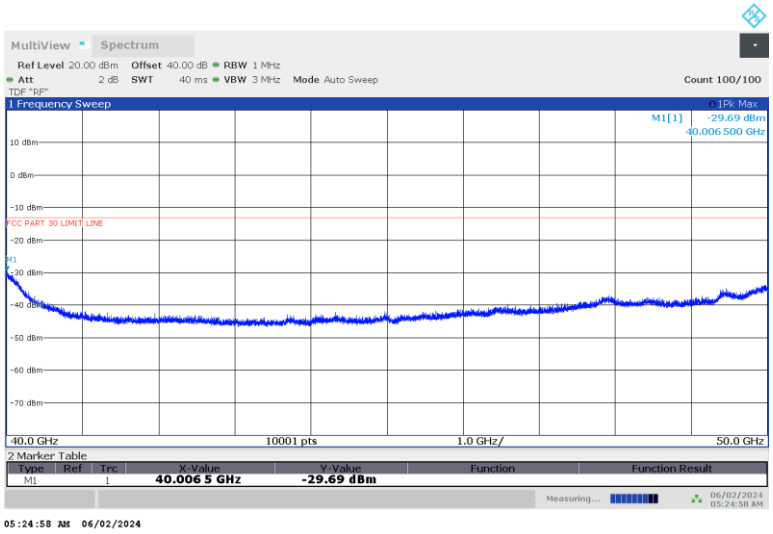

No emission detected using Peak Detection.

UL VERIFICATION SERVICES INC
47173 BENICIA STREET, FREMONT, CA 94538, USA TEL: (510) 319-4000 FAX: (510) 661-0888
This report shall not be reproduced except in full, without the written approval of UL Verification Services Inc.

8.4.27. RSE n261 50 - 75 GHz

50 - 75 GHz, 1CC (Pre-scan using Pk Det.)
Horizontal

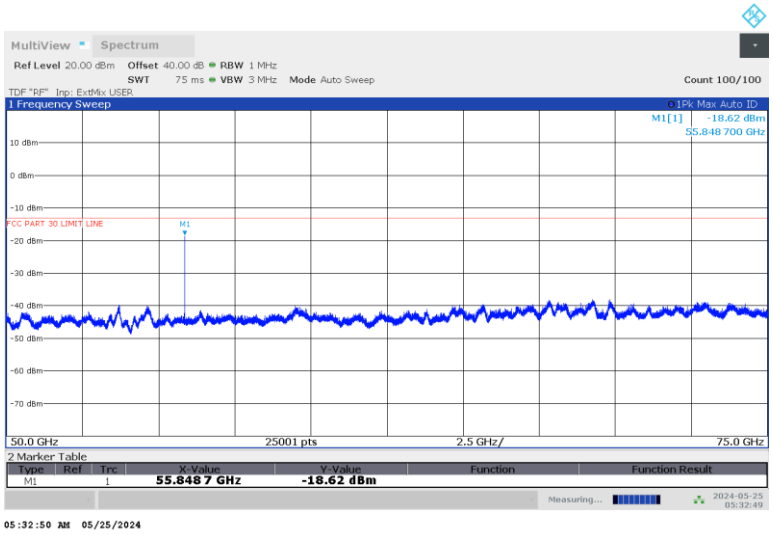

50 - 75 GHz, 1CC (Pre-scan using Pk Det.)
Vertical

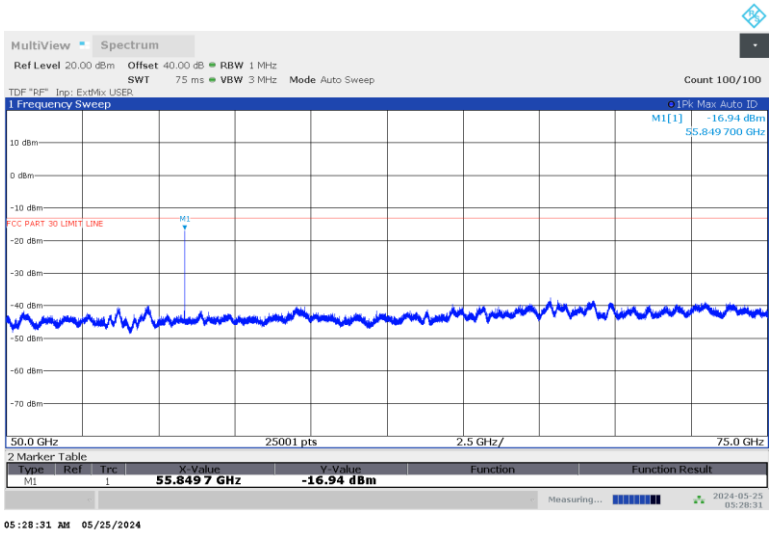

Emissions detected using Peak Detection at pre-scan. Avg EIRP was measured.

UL VERIFICATION SERVICES INC
47173 BENICIA STREET, FREMONT, CA 94538, USA TEL: (510) 319-4000 FAX: (510) 661-0888
This report shall not be reproduced except in full, without the written approval of UL Verification Services Inc.

50 - 75 GHz n261, 1CC

Freq.	Meas. Distance	Rx Ant. Polarity	Corrected Avg EIRP	TRP Limit	Margin
(GHz)	(m)	H/V	(dBm)	(dBm)	(dB)
55.848	1.5	H	-26.18	-13	-13.18
55.848	1.5	V	-19.97	-13	-6.97

UL VERIFICATION SERVICES INC
47173 BENICIA STREET, FREMONT, CA 94538, USA TEL: (510) 319-4000 FAX: (510) 661-0888
This report shall not be reproduced except in full, without the written approval of UL Verification Services Inc.

8.4.28. RSE n261 75 - 100 GHz

75 - 100 GHz, 1CC (Pre-scan using Pk Det.)
Horizontal

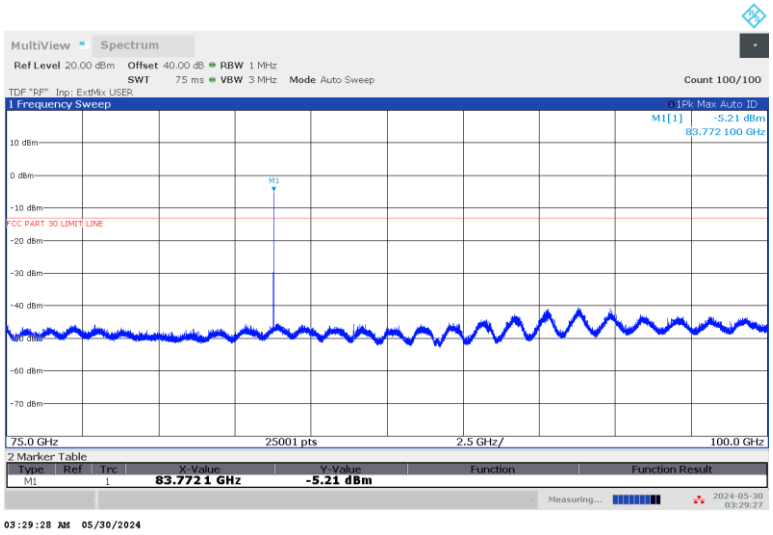

75 - 100 GHz, 1CC (Pre-scan using Pk Det.)
Vertical

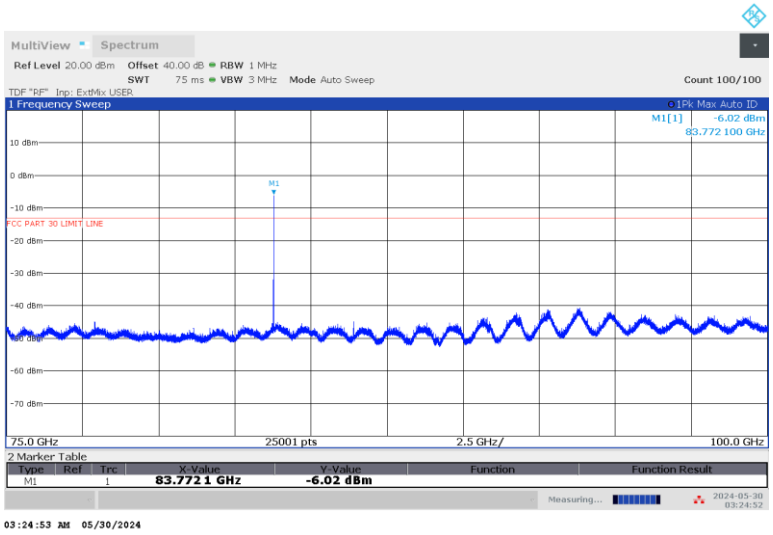

Emissions detected using Peak Detection at pre-scan. Avg EIRP or TRP was measured.

UL VERIFICATION SERVICES INC
47173 BENICIA STREET, FREMONT, CA 94538, USA TEL: (510) 319-4000 FAX: (510) 661-0888
This report shall not be reproduced except in full, without the written approval of UL Verification Services Inc.

75 - 100 GHz n261

Freq.	Meas. Distance	TRP	TRP Limit	Margin
(GHz)	(m)	(dBm)	(dBm)	(dB)
83.772	1	-23.25	-13	-10.25

UL VERIFICATION SERVICES INC
47173 BENICIA STREET, FREMONT, CA 94538, USA TEL: (510) 319-4000 FAX: (510) 661-0888
This report shall not be reproduced except in full, without the written approval of UL Verification Services Inc.

8.4.29. RSE n260 30 – 1000 MHz

30 – 1000 MHz, 1CC (Pre-scan using Pk Det.)

Horizontal

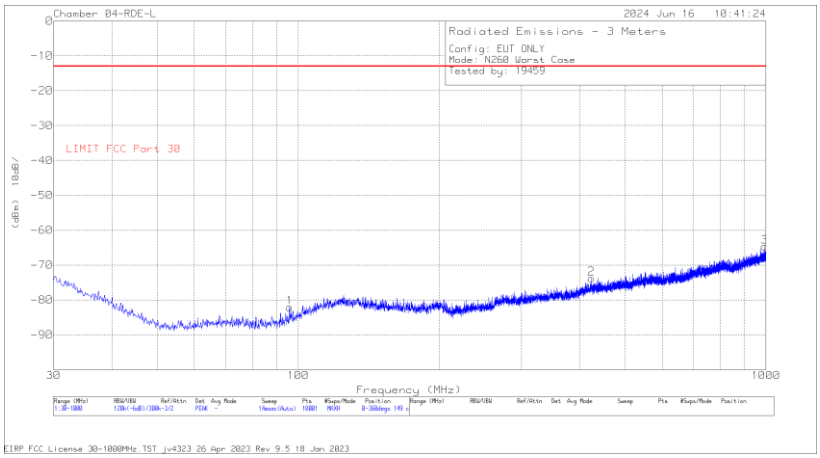

Vertical

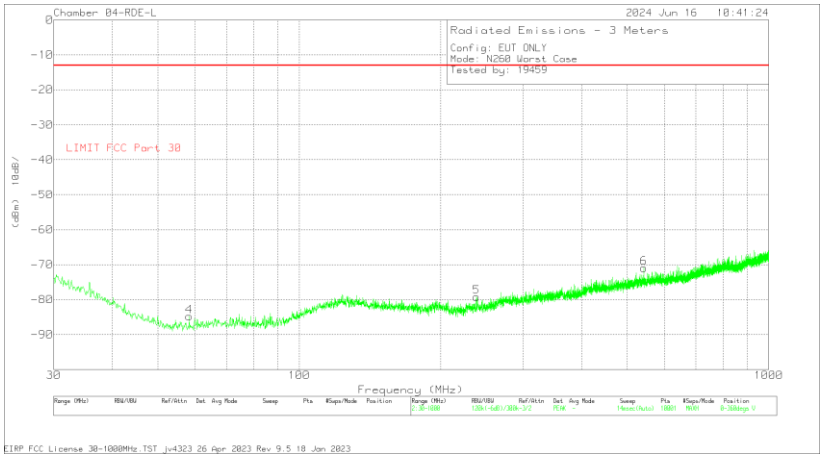

Trace Markers

Marker	Frequency (MHz)	Meter Reading (dBm)	Det	174374 ANSI ACF (dB/m)	Amp/Cbls (dB)	Unit Conversion (dB)	Corrected Reading (dBm)	FCC Part 30 TRP Limit (dBm)	Margin (dB)	Azimuth (Degs)	Height (cm)	Polarity
1	95.96	-78.45	Pk	15	-30.4	11.7	-82.15	-13	-69.15	0-360	149	H
2	423.432	-79.31	Pk	22.3	-28.5	11.7	-73.81	-13	-60.81	0-360	149	H
3	993.016	-79.91	Pk	28.8	-25.3	11.7	-64.71	-13	-51.71	0-360	149	H
4	58.324	-78.91	Pk	13.2	-30.8	11.7	-84.81	-13	-71.81	0-360	149	V
5	238.744	-79.24	Pk	17.5	-29.2	11.7	-79.24	-13	-66.24	0-360	149	V
6	541.869	-78.74	Pk	24.1	-28	11.7	-70.94	-13	-57.94	0-360	149	V

Pk - Peak detector

UL VERIFICATION SERVICES INC
47173 BENICIA STREET, FREMONT, CA 94538, USA TEL: (510) 319-4000 FAX: (510) 661-0888

This report shall not be reproduced except in full, without the written approval of UL Verification Services Inc.

8.4.30. RSE n260 1 - 18 GHz

1 – 18 GHz, 1CC (Pre-scan using Pk Det.)

Horizontal

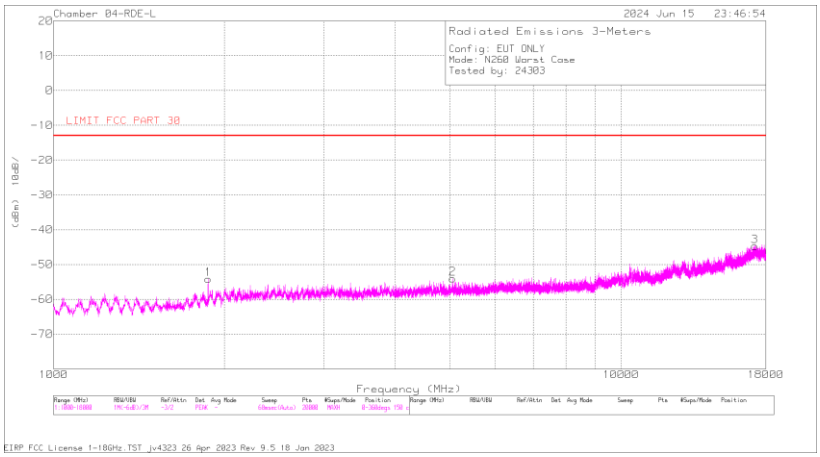

Vertical

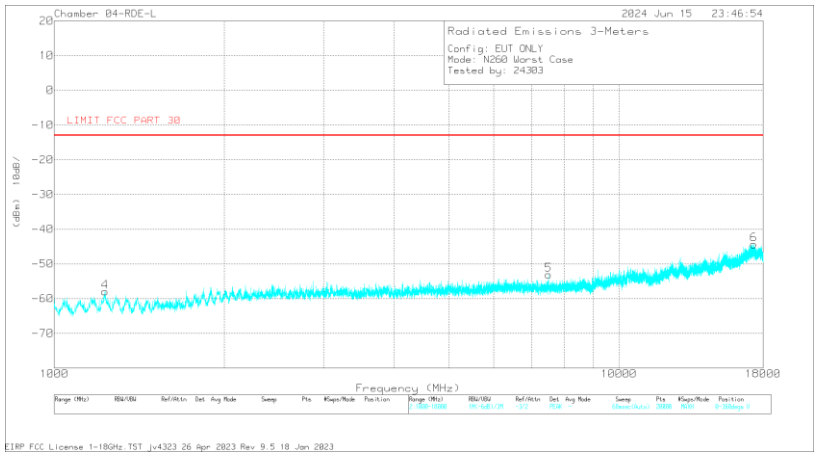

Trace Markers

Marker	Frequency (MHz)	Meter Reading (dBm)	Det	206805 ACF (dB/m)	Amp/Cbl (dB)	Unit Conversion (dB)	Corrected Reading (dBm)	FCC Part 30 TRP Limit (dBm)	Margin (dB)	Azimuth (Degs)	Height (cm)	Polarity
1	1227.812	-47.28	Pk	28.6	-51	11.7	-54.18	-13	-41.18	0-360	150	H
2	4823.493	-51.28	Pk	34.1	-48.7	11.7	-54.04	-13	-41.04	0-360	150	H
3	15299.423	-58.87	Pk	40	-39	11.7	-44.74	-13	-31.74	0-360	150	H
4	1238.862	-47.35	Pk	28.7	-51	11.7	-57.95	-13	-44.95	0-360	150	V
5	6163.161	-57.09	Pk	35.5	-43.8	11.7	-53.09	-13	-40.09	0-360	150	V
6	17223.071	-63.97	Pk	41.6	-32.9	11.7	-44.36	-13	-31.36	0-360	150	V

Pk - Peak detector

UL VERIFICATION SERVICES INC
47173 BENICIA STREET, FREMONT, CA 94538, USA TEL: (510) 319-4000 FAX: (510) 661-0888
This report shall not be reproduced except in full, without the written approval of UL Verification Services Inc.